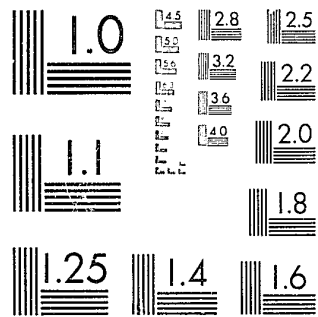


National Criminal Justice Reference Service



This microfiche was produced from documents received for inclusion in the NCJRS data base. Since NCJRS cannot exercise control over the physical condition of the documents submitted, the individual frame quality will vary. The resolution chart on this frame may be used to evaluate the document quality.




MICROCOPY RESOLUTION TEST CHART
NATIONAL BUREAU OF STANDARDS-1963-A

Microfilming procedures used to create this fiche comply with the standards set forth in 41CFR 101-11.504.


Points of view or opinions stated in this document are those of the author(s) and do not represent the official position or policies of the U. S. Department of Justice.

National Institute of Law Enforcement and Criminal Justice
Law Enforcement Assistance Administration
United States Department of Justice
Washington, D. C. 20531

DATE FILMED
1/31/80




Governor's Committee On Criminal Administration



Statistical Analysis Center

58172



Governor's Committee on Criminal Administration

Mr. David W. P. O'Brien
Executive Director

Statistical Analysis Center

Mr. Michael E. Boyer
Director

503 Kansas Avenue
Topeka, Kansas 66603
913-296-3066

Prepared By:

Theresa J. Slover

Kendell C. Shipley

Michael E. Boyer

KANSAS

UNIFORM CRIME REPORT

SOURCEBOOK

1975, 1976, 1977

March 16, 1979

ACKNOWLEDGEMENTS

An expression of gratitude to those individual and agencies responsible for this publication is warranted.

The primary source for the data presented in this Uniform Crime Report (UCR) document, and those that will follow, is the local sheriff or police agency. Without the conscientious efforts by each agency, this publication would not be possible.

Mr. J. Carey Brown and Ms. Mary Lou McPhail of the Kansas Bureau of Investigation are to be commended for their endless patience and knowledgeable insight in assisting the SAC staff in the acquisition and understanding of the UCR data. Mr. Brown and Ms. McPhail assisted the SAC staff in securing the data tape from the Federal Bureau of Investigation from which the relevant data was extracted. In-house capabilities are being developed at the KBI to allow for faster processing of data in subsequent years. With these capabilities, the state will no longer need to rely on the FBI for processing this data.

Editorial responsibility for both the content and format of this publication rests with Ms. Theresa J. Slover and Mr. Kendell C. Shipley of the SAC staff. Their extensive efforts to make this document as comprehensive as possible, given the circumstances, are to be commended. Future publications will incorporate data, specifically cost data, not included in this source book.

Finally, the clerical staff of the Governor's Committee on Criminal Administration deserves a special thanks for their efforts. A publication of this type contains extensive tabular material; the producing of these tables rests squarely on the shoulders of the clerical staff.

Any comments concerning this publication may be addressed to:

Michael E. Boyer
Governor's Committee on
Criminal Administration
503 Kansas Avenue
Topeka, Kansas 66603
Tele: (913) 296-3066

NCJRS

JUN 1 1979

ACQUISITIONS

TABLE OF CONTENTS

ACKNOWLEDGEMENTS.	iii
INTRODUCTION.	xvii
GLOSSARY.	xxi
APPENDIX CROSS-REFERENCE.	xxix
COUNTY MAP OF KANSAS.	xxxii
<u>SECTION I COMPARISON OVER TIME</u>	1
Table I-1, Annual Actual Offense Totals By Class I Offenses 1966-1977.	4
Table I-2, Comparison of Class I Offenses By Year- Actual.	5
Table I-3, Annual Totals of Actual Class I Violent Crimes and Property Crimes For The Period From 1966-1977	6
Chart I-3A, Comparison of Actual Class I Violent Crime to Property Crime For the Period From 1966 Through 1977	7
Chart I-3B, Trend of Violent Crime for the Period From 1966 Through 1978.	8
Chart I-3C, Trend of Property Crime For The Period From 1977 Through 1978	9
Table I-4, Annual Arrest Totals By Class I Offenses 1966-1977	10
Chart I-4A, Trend of Total By Class I, Offenses For The Period From 1966 Through 1978.	11
Chart I-4B, Trend of Murder and Non-Negligent Manslaughter For The Period From 1966 Through 1978.	12
Chart I-4C, Trend of Negligent Manslaughter For The Period From 1966 Through 1978	13
Chart I-4D, Trend of Forcible Rape For the Period From 1966 Through 1978.	14

Chart I-4E, Trend of Robbery For The Period From 1966 Through 1978	15
Chart I-4F, Trend of Aggravated Assault For the Period From 1966 Through 1978.	16
Chart I-4G, Trend of Burglary For The Period From 1966 Through 1978.	17
Chart I-4H, Trend of Larceny-Theft For The Period From 1966 Through 1978.	18
Chart I-4I, Trend of Motor Vehicle Theft For The Period From 1966 Through 1978.	19
Table I-5, Annual Totals of Arrests For Class I Violent Crimes and Property Crimes For The Period From 1966 Through 1977.	20
Chart I-5A, Comparison of Arrests For Violent Crimes and Propety Crimes For the Period From 1966 Through 1977.	21
Table I-6, Comparison of Class I Offenses By Year-Clearances Adults and Juveniles Under 18	22
Table I-7, Comparison of Class I Offenses By Year- Clearances Under 18	23
Table I-8, Officers Killed or Assaulted.	24
<u>SECTION II CLASS I OFFENSES REPORTED 1977</u>	25
Table II-1, Cargo-County List of Reported Class I Offenses	28
Table II-2, County List of Reported Class I Offenses	29
<u>SECTION III CLASS I OFFENSES ACTUAL 1977</u>	33
Table III-1, Kansas Crime Calendar 1977.	35
Table III-2, Cargo-County List of Actual Class I Offenses 1977	37
Table III-3, County List Of Actual Class I Offenses 1977	38
Table III-4, Percent of Actual Class I Offenses To Reported Class I Offenses 1977.	43
Table III-5, Comparison of Population Density To Actual Class I Offenses 1977	45
Table III-6, County List of Population Density Per Square Mile	46

<u>SECTION IV CLASS I OFFENSES CLEARANCES 1977</u>	49
Table IV-1, Cargo-County List of Clearances of Class I Offenses By Adults and Juveniles Under 18.	51
Table IV-2, County List Of Clearances Of Class I Offenses By Adults and Juveniles Under 18.	52
Table IV-3, Cargo-County List Of Clearances Of Class I Offenses By Juveniles Under 18	56
Table IV-4, County List Of Clearances Of Class I Offenses By Juveniles Under 18	58
Table IV-5, Clearance Rate Of Class I Offenses 1977.	62
Table IV-6, 1977 Cargo-County Clearance Rate of Class I Offenses	63
<u>SECTION V ARRESTS BY AGE, SEX, RACE, AND OFFENSE 1977</u>	65
<u>PART A ARRESTS BY AGE AND SEX</u>	67
Table V-1, Arrests By Type Of Offense, Gender And Status Of Offender With Percentage To Total Arrests	69
Table V-2, 1977 Arrests Totals By Type Of Offense And Age Of Offender	72
Table V-3, Recap Of 1977 Cargo-County List Of Arrests By Age And Sex Of Offender.	74
Chart V-3A, Comparison Of 1977 Arrests By Age And Sex Offender	75
Table V-3A1, 1977 Cargo-County List Of Arrests By Age And Sex Of Offender-Douglas County Males.	76
Table V-3A2, 1977 Cargo-County List Of Arrests By Age And Sex Of Offender-Johnson County Males.	78
Table V-3A3, 1977 Cargo-County List Of Arrests By Age And Sex Of Offender-Leavenworth County Males.	80
Table V-3A4, 1977 Cargo-County List Of Arrests By Age And Sex Of Offender-Reno County Males.	82
Table V-3A5, 1977 Cargo-County List Of Arrests By Age And Sex Of Offender-Sedgwick County Males.	84
Table V-3A6, 1977 Cargo-County List Of Arrests By Age And Sex Of Offender - Shawnee County Males.	86

Table V-3A7, 1977 Cargo-County List Of Arrests By Age And Sex Of Offender-Wyandotte County Males	88
Table V-3A8, 1977 Cargo-County List Of Arrests By Age And Sex Of Offender-All Other Counties Males	90
Table V-3B1, 1977 Cargo-County List Of Arrests By Age And Sex Of Offender-Douglas County Females.	92
Table V-3B2, 1977 Cargo-County List Of Arrests By Age And Sex Of Offender-Johnson County Females.	94
Table V-3B3, 1977 Cargo-County List Of Arrests By Age And Sex Of Offender-Leavenworth County Females	96
Table V-3B4, 1977 Cargo-County List Of Arrests By Age And Sex Of Offender-Reno County Females	98
Table V-3B5, 1977 Cargo-County List Of Arrests By Age And Sex Of Offender-Sedgwick County Females	100
Table V-3B6, 1977 Cargo-County List Of Arrests By Age And Sex Of Offender-Shawnee County Females	102
Table V-3B7, 1977 Cargo-County List Of Arrests By Age And Sex Of Offender-Wyandotte County Females	104
Table V-3B8, 1977 Cargo-County List Of Arrests By Age And Sex Of Offender-All Other Counties Females	106
<u>PART B ARRESTS BY RACE AND OFFENSE</u>	109
Table V-4, Recap Of 1977 Cargo-County List Of Arrests By Race, Offense, County Of Arrest, And Percentages	111
Table V-4A1, Recap Of 1977 Cargo-County List Of Arrests By Race, Offense, County Of Arrest, And Percentages - Adults.	112
Table V-4A2, Recap Of 1977 Cargo-County List Of Arrests By Race, Offense, County Of Arrest, And Percentages - Juveniles	113
Table V-4B1, 1977 Cargo-County List Of Arrests By Race, Offense, And County Of Arrest-Douglas County	114

Table V-4B2, 1977 Cargo-County List Of Arrests By Race, Offense, And County Of Arrest-Johnson County.	116
Table V-4B3, 1977 Cargo-County List Of Arrests By Race, Offense And County Of Arrest-Leavenworth County.	118
Table V-4B4, 1977 Cargo-County List Of Arrests By Race, Offense, And County Of Arrest-Reno County	120
Table V-4B5, 1977 Cargo-County List Of Arrests By Race, Offense, And County Of Arrest-Sedgwick County.	122
Table V-4B6, 1977 Cargo-County List Of Arrests By Race, Offense, And County Of Arrest-Shawnee County.	124
Table V-4B7, 1977 Cargo-County List Of Arrests By Race, Offense, And County Of Arrest-Wyandotte County.	126
Table V-4B8, 1977 Cargo-County List Of Arrests By Race, Offense, And County Of Arrest-All Other Counties.	128

PART C ARREST COMPARISON 1977

Table V-5, 1977 Arrests By Ordinal Rank And Percent	133
Table V-6, Arrests Percent Changes Over 1974.	135
Table V-7, 1977 Cargo-County Arrest Rates Per Representative Populations.	137
Table V-8, Comparison of Arrest Rates To Percentage of Representative Populations 1977	139
Chart V-8A, Percent Of Arrest Rates To Representative Populations 1977.	140
Chart V-8B, Comparison Of Arrests Rates To Representative Populations 1977	140
Chart V-8C, Adult/Juvenile Population Percentages To Total Population 1977	141
Chart V-8D, White/Non-White Population Percentages To Total Population 1977	141

APPENDIX A 1976

	A-1
Table A-III 1, Cargo-County List Of Actual Class I Offenses 1976.	A-2
Table A-III 2, County List Of Actual Class I Offenses 1976.	A-3
Table A-III 3, Comparison Of Population Density To Actual Class I Offenses 1976	A-7
Table A-IV 1, Cargo-County List Of Clearances Of Class I Offenses By Adults and Juveniles .	A-8
Table A-IV 2, County List Of Clearances Of Class I Offenses By Adults and Juveniles	A-9
Table A-IV 3, Cargo-County List Of Clearances Of Class I Offenses By Juveniles Under 18 . .	A-13
Table A-IV 4, County List Of Clearances Of Class I Offenses By Juveniles Under 18	A-14
Table A-IV 5, Clearance Rate Of Class I Offenses 1976. . .	A-18
Table A-IV 6, 1976 Cargo-County Clearance Rate of Class I Offenses	A-19
Table A-VA 1, Arrests By Type Of Offense, Gender and Status Of Offender With Percentage To Total Arrests.	A-20
Table A-VA 2, 1976 Arrests Totals By Type Of Offense And Age Of Offender.	A-22
Table A-VA 3, Recap Of 1976 Cargo-County List Of Arrests By Age And Sex Of Offender	A-24
Chart A-VA 3A, Comparison of 1976 Arrests By Age And Sex Of Offender	A-25
Table A-VA 3A, 1976 Cargo-County List Of Arrests By Age And Sex Of Offender-Douglas County Males	A-26
Table A-VA 3B, 1976 Cargo-County List Of Arrests By Age And Sex Of Offender-Johnson County Males	A-28
Table A-VA 3C, 1976 Cargo-County List Of Arrests By Age And Sex Of Offender-Leavenworth County Males.	A-30

Table A-VA 3D, 1976 Cargo-County List Of Arrests By Age And Sex Of Offender-Reno County Males.	A-32
Table A-VA 3E, 1976 Cargo-County List Of Arrests By Age And Sex Of Offender-Sedgwick County Males	A-34
Table A-VA 3F, 1976 Cargo-County List Of Arrests By Age And Sex Of Offender-Shawnee County Males	A-36
Table A-VA 3G, 1976 Cargo-County List Of Arrests By Age And Sex Of Offender-Wyandotte County Males	A-38
Table A-VA 3H, 1976 Cargo-County List Of Arrests By Age And Sex Of Offender-All Other Counties Males	A-40
Table A-VA 3I, 1976 Cargo-County List Of Arrests By Age Sex Of Offender-Douglas County Females.	A-42
Table A-VA 3J, 1976 Cargo-County List Of Arrests By Age And Sex Of Offender-Johnson County Females	A-44
Table A-VA 3K, 1976 Cargo-County List Of Arrests By Age And Sex Of Offender-Leavenworth County Females	A-46
Table A-VA 3L, 1976 Cargo-County List Of Arrests By Age And Sex Of Offender-Reno County Females.	A-48
Table A-VA 3M, 1976 Cargo-County List Of Arrests By Age And Sex Of Offender-Sedgwick County Females	A-50
Table A-VA 3N, 1976 Cargo-County List Of Arrests By Age And Sex Of Offender-Shawnee County Females	A-52
Table A-VA 3O, 1976 Cargo-County List Of Arrests By Age And Sex Of Offender-Wyandotte County Females	A-54
Table A-VA 3P, 1976 Cargo-County List Of Arrests By Age And Sex Of Offender-All Other Counties Females	A-56

Table A-VB 4-1, Recap Of 1976 Cargo-County List Of Arrests By Race, Offenses, County Of Arrest, And Percentages-Adult.	A-58
Table A-VB 4-2, Recap Of 1976 Cargo-County List Of Arrests By Race, Offense, County Of Arrest, And Percentages-Juveniles.	A-59
Table A-VB 4A, 1976 Cargo-County List Of Arrests By Race, Offense, And County Of Arrest-Douglas County.	A-60
Table A-VB 4B, 1976 Cargo-County List Of Arrests By Race, Offense, And County Of Arrest-Johnson County.	A-62
Table A-VB 4C, 1976 Cargo-County List Of Arrests By Race, Offense And County Of Arrest-Leavenworth County.	A-64
Table A-VB 4D, 1976 Cargo-County List Of Arrests By Race, Offense, And County Of Arrest-Reno County	A-66
Table A-VB 4E, 1976 Cargo-County List Of Arrests By Race, Offense, And County Of Arrest-Sedgwick County	A-68
Table A-VB 4F, 1976 Cargo-County List Of Arrests By Race, Offense, And County Of Arrest-Shawnee County.	A-70
Table A-VB 4G, 1976 Cargo-County List Of Arrests By Race, Offense, And County Of Arrest-Wyandotte County.	A-72
Table A-VB 4H, 1976 Cargo-County List Of Arrests By Race, Offense, And County Of Arrest-All Other Counties.	A-74
Table A-VC 5, 1976 Arrests By Ordinal Rank And Percent.	A-76
Table A-VC 6, 1976 Cargo-County Arrest Rates Per Representative Populations	A-77
Table A-VC 7, Comparison Of Arrest Rates To Percentage Of Representative Populations 1976	A-78
Chart A-VC 7A, Percent Of Arrests Rates To Representative Populations 1976.	A-79

Chart A-VC 7B, Comparison Of Arrests Rates To Representative Population 1976.	A-79
Chart A-VC 7C, Adult/Juvenile Population Percentages To Total Population 1976.	A-80
Chart A-VC 7D, White/Non-White Population Percentages To Total Population 1976.	A-80

APPENDIX B 1975

Table B-III 1, Cargo-County List Of Actual Class I Offenses 1975.	B-2
Table B-III 2, County List Of Actual Class I Offenses 1975.	B-3
Table B-III 3, Comparison Of Population Density To Actual Class I Offenses 1975	B-7
Table B-IV 1, Cargo-County List Of Clearances Of Class I Offenses By Adults and Juveniles	B-8
Table B-IV 2, County List Of Clearances Of Class I Offenses By Adults and Juveniles	B-9
Table B-IV 3, Cargo-County List Of Clearances Of Class I Offenses By Juveniles Under 18	B-13
Table B-IV 4, County List Of Clearances Of Class I Offenses By Juveniles Under 18	B-14
Table B-IV 5, Clearance Rate Of Class I Offenses 1975	B-18
Table B-IV 6, 1975 Cargo-County Clearance Rate Of Class I Offenses	B-19
Table B-VA 1, Arrests By Type Of Offense, Gender Status Of Offender With Percentages To Total Arrests.	B-20
Table B-VA 2, 1975 Arrests Totals By Type Of Offense And Age Of Offender	B-22
Table B-VA 3, Recap Of 1975 Cargo-County List Of Arrests By Age And Sex Of Offender.	B-24
Chart B-VA 3A, Comparison Of 1975 Arrests By Age and Sex Of Offender	B-25

Table B-VA 3A, 1975 Cargo-County List Of Arrests By Age And Sex Of Offender-Douglas County Males	B-26
Table B-VA 3B, 1975 Cargo-County List Of Arrests By Age And Sex Of Offender-Johnson County Males	B-28
Table B-VA 3C, 1975 Cargo-County List Of Arrests By Age And Sex Of Offender-Leavenworth County Males	B-30
Table B-VA 3D, 1975 Cargo-County List Of Arrests By Age And Sex Of Offender-Reno County Males.	B-32
Table B-VA 3E, 1975 Cargo-County List Of Arrests By Age And Sex Of Offender-Sedgwick County Males	B-34
Table B-VA 3F, 1975 Cargo-County List Of Arrests By Age And Sex Of Offender-Shawnee County Males.	B-36
Table B-VA 3G, 1975 Cargo-County List Of Arrests By Age And Sex Of Offender-Wyandotte County Males	B-38
Table B-VA 3H, 1975 Cargo-County List Of Arrests By Age And Sex Of Offender-All Other Counties Males	B-40
Table B-VA 3I, 1975 Cargo-County List Of Arrests By Age And Sex Of Offender-Douglas County Females.	B-42
Table B-VA 3J, 1975 Cargo-County List Of Arrests By Age And Sex Of Offender-Johnson County Females.	B-44
Table B-VA 3K, 1975 Cargo-County List Of Arrests By Age And Sex Of Offender-Leavenworth County Females	B-46
Table B-VA 3L, 1975 Cargo-County List Of Arrests By Age And Sex Of Offender-Reno County Females.	B-48
Table B-VA 3M, 1975 Cargo-County List Of Arrests By Age And Sex Of Offender- Sedgwick County Females	B-50

Table B-VA 3N, 1975 Cargo-County List Of Arrests By Age And Sex Of Offender-Shawnee County Females.	B-52
Table B-VA 3O, 1975 Cargo-County List Of Arrests By Age And Sex Of Offender-Wyandotte County Females	B-54
Table B-VA 3P, 1975 Cargo-County List Of Arrests By Age And Sex Of Offender-All Other Counties Females	B-56
Table B-VB 4-1, Recap Of 1975 Cargo-County List Of Arrests By Race, Offense, County Of Arrest And Percentages-Adults.	B-58
Table B-VB 4-2, Recap Of 1975 Cargo-County List Of Arrests By Race, Offense, County Of Arrest, And Percentages-Juveniles.	B-59
Table B-VB 4A, 1975 Cargo County List Of Arrests By Race, Offense, And County Of Arrest- Douglas County	B-60
Table B-VB 4B, 1975 Cargo-County List Of Arrests By Race, Offense, And County Of Arrest- Johnson County	B-62
Table B-VB 4C, 1975 Cargo-County List Of Arrests By Race, Offense And County Of Arrest- Leavenworth County	B-64
Table B-VB 4D, 1975 Cargo-County List Of Arrests By Race, Offense And County Of Arrest- Reno County.	B-66
Table B-VB 4E, 1975 Cargo-County List Of Arrest By Race, Offense And County Of Arrest- Sedgwick County.	B-68
Table B-VB 4F, 1975 Cargo-County List Of Arrests By Race, Offense And County Of Arrest- Shawnee County	B-70
Table B-VB 4G, 1975 Cargo-County List Of Arrests, By Race, Offense And County Of Arrest- Wyandotte County	B-72
Table B-VB 4H, 1975 Cargo-County List Of Arrests By Race, Offense And County Of Arrest- All Other Counties	B-74
Table B-VC 5, 1975 Offenses By Ordinal Rank And Percent	B-76

Table B-VC 6, 1975 Cargo-County Arrest Rates Per Representative Populations.	B-77
Table B-VC 7, Comparison Of Arrest Rates To Percentage of Representative Population 1975	B-78
Chart B-VC 7A, Precent Of Arrest Rates To Representative Populations 1975.	B-79
Chart B-VC 7B, Comparison Of Arrests Rates To Representative Populations 1975	B-79
Chart B-VC 7C, Adult/Juvenile Population Percentage To Total Population 1975	B-80
Chart B-VC-7D, White/Non-White Population Percentage To Total Population 1975	B-80

INTRODUCTION

The Uniform Crime Reporting program in Kansas is a means to analyze the nature and extent of crime in the state, and to measure progress toward the reduction of crime through comprehensive, accurate, and timely criminal justice information.

Uniform law enforcement statistics were first collected in 1930 through the cooperation of the International Association of Chiefs of Police, and, later, the National Sheriff's Association. Since that time the Uniform Crime Reporting (UCR) program has been broadened and upgraded, and continues to be refined today.

In 1963 a statewide program patterned after the federally administered UCR program was introduced by the Attorney General and the Kansas Bureau of Investigation. Through KSA 21-2504, the KBI is authorized:

"For the purpose of controlling crime and obtaining reliable statistics about crime and criminals, the attorney general may call upon and obtain from the clerks of district courts, county courts, city courts, magistrate courts, sheriffs, police departments and county attorneys all information that he may deem necessary in ascertaining the true condition of the crime situation; and it shall be the duty of the above-mentioned officers to furnish the information so requested by the attorney general."

Concurring with the need for national standardized statutory definitions, and more accurate and detailed statistics, the KBI assumed responsibility for the Federal Uniform Crime Reporting program in 1974. By January 1, 1975, the UCR program was operational, eliminating the older state program. At no time during this conversion did the KBI request or receive Federal funds for the program. The Kansas UCR program produced a means of collecting uniform crime data statewide, and consolidated reporting into a single state agency. Currently, of the 360 possible reporting agencies, 250 (69%) actively report crime data directly to the KBI on a monthly basis; the remaining 31% report through the local sheriff or as activity warrants. Parenthetically, it should be noted, that during the three year period covered by this sourcebook, some statistics were lost due to non-reporting. The amount, however, is not significant as 96% of the state population was covered under the UCR program. Further, the Kansas UCR program constitutes the foundation in the ongoing development of an effective statewide Criminal Justice Information System (CJIS).

All local law enforcement agencies are required to collect crime data on standardized forms and submit this data to the local sheriff or the KBI.

Each report is edited by the KBI and forwarded to the Federal Bureau of Investigation in the prescribed manner.

Data and statistics concerning the crime problem were published by the KBI consecutively from 1968 to 1974. In addition to the annual publication, Crime in Kansas, two other statistical reports, Kansas Crime Quarterly and Kansas Crime In Brief, were published.

During 1975 and 1976, the KBI experienced a serious data entry problem which precluded publication of the annual reports. In 1977 the KBI transferred responsibility for the analysis and publication of the annual UCR report to the Statistical Analysis Center, Governor's Committee on Criminal Administration; the KBI retained responsibility for the collection and preparation of the information. Currently, work is progressing to increase the capabilities within the UCR program that will expedite data processing and allow publication to be done on a more timely basis.

* * * *

The primary purpose of the UCR program is to provide reliable data analyses that define the nature and extent of the crime problem for use by state and local officials, program planners and criminal justice personnel. The compiled analyses are also intended as a reference for the general public and other professionals to assess the crime problem in Kansas.

Reliable crime data and statistics can determine the effectiveness of programs within the criminal justice system, and serve to indicate those areas where emphasis needs to be concentrated. Such data ultimately affords improved administration, operation, and management of the overall criminal justice system.

The statistics compiled from the UCR program are law enforcement statistics. The validity of the information is, therefore, wholly dependent on the accuracy of the reports submitted by the local participating agencies. In order to develop a uniform measurement of crime the Uniform Crime Reporting Section of the Federal Bureau of Investigation formulate the basic guidelines for classifying offenses. The data collected is classified by these standard definitions rather than state statutes or local ordinances. Intended as a means to classify similar offenses to compensate for variances of definitions from state to state, the classifications are not legal definitions of a case. They may, in fact, differ considerably from the Kansas Criminal Code definitions.

The Class I Offenses, which consist of murder and non-negligent manslaughter, manslaughter by negligence, forcible rape, robbery, aggravated assault, burglary, larceny and auto theft, were selected as Index Crimes because of their frequency of occurrence and the regularity with which they are reported. Index Crimes are used to measure the extent, fluctuation, and distribution of crime in the state. Class II Offenses include all the other crime offenses which are separately reported to the KBI. Uniform Crime Reporting classifications are individually defined in the Glossary.

The crime experience in a given community is influenced by and dependent upon the multi-faceted characteristics of that community. These dynamic factors may contribute to the resulting volume and type of offenses reported, and must, therefore, be considered when attempting to interpret the resulting statistics. Such influences are present in every community to varying degrees and impact the crime occurrence to various degrees. Consequently, cross-community comparisons necessitate acknowledging the dynamic characteristic within each community. Some of the factors that can influence community crime conditions are listed below:

- + The composition of the population with regard to age, sex and race.
- + The density of the population.
- + The size of the community and its relationship to/within a metropolitan area.
- + The educational, recreational, and religious characteristics of the community.
- + The effective strength of the police force.
- + The public attitude toward law enforcement.
- + The standards governing appointments to the police force.
- + The policies of prosecuting officials, the courts, and corrections as they reflect community values.
- + The relationships and attitudes of law enforcement personnel to the community.
- + The organization and cooperation of adjoining and overlapping police jurisdictions.
- + The administrative and investigative efficiency of law enforcement personnel including the degree of adherence to crime reporting standards.

* * * *

The serious data processing difficulties experienced during 1975 and 1976 which precluded publication of crime statistics were alleviated with the aid of the national UCR program staff. Data for 1975 and 1976 was given to the Statistical Analysis Center in mid-1978, and, recently, the 1977 data was made available for analysis.

In the interest of continuity, and in response to the many requests for the data, this Uniform Crime Report has been prepared as a source-book of information. As such, the Report does not attempt to formulate management analyses, rather it is a resource of compiled crime activity data. The wealth of information to prepare necessitated compiling an abridged analysis in order to avoid further delay.

Abbreviated analyses of 1977 statistics and multi-year comparisons are presented; the previously unpublished data from 1975 and 1976 is given as appendices. Although no descriptive data is provided in the appendices, the tabular format of each year follows that described for 1977.

All data was derived from UCR reports unless otherwise specified. Population figures were drawn as noted from either the Kansas Board of Agriculture, Population of Kansas as Reported by County Appraisers for the Years 1975, 1976, 1977, as well as utilizing publications from the U.S. Department of Commerce, Bureau of the Census. Glossary definitions were drawn from the Dictionary of Criminal Justice Data Terminology, Law Enforcement Assistance Administration, 1976; various publications of the KBI, and created by SAC Staff.

Parenthetically, it should be noted that, due to missing values, arrests by race designations may not necessarily equal total arrests by age. Further, the race designations are the federal race classifications which do not discretely note other recognized designations such as Hispanic, Vietnamese, Korean, Aleutes, etcetera.

The user is urged to exercise caution when using the statistics presented herein; however, the data provided is the most accurate data currently available to identify the nature and extent of the crime experience in Kansas.

GLOSSARY

GLOSSARY

ACTUAL OFFENSES: Those offenses reported to police which were determined by subsequent investigation to have been founded or actually constituted an offense. These are sometimes referred to as "offenses known". (SAC Staff)

ARREST: Taking a person into custody by authority of law, for the purpose of charging him with a criminal offense or for the purpose of initiating juvenile proceedings, terminating with the recording of a specific offense. (LEAA)

ARSON: The intentional destruction or attempted destruction, by fire or explosion, of the property of another, or of one's own property with intent to defraud. (LEAA)

ASSAULT: The unlawful intentional inflicting, or attempted or threatened inflicting, of injury upon another. (LEAA)

ASSAULT, AGGRAVATED: The unlawful intentional causing of serious bodily injury with or without a deadly weapon or unlawful intentional attempting or threatening of serious bodily injury or death with a deadly weapon. (LEAA)

ASSAULT, NON-AGGRAVATED: The unlawful intentional threatening, attempted inflicting, or inflicting of less than serious bodily injury in the absence of a deadly weapon. (LEAA)

BURGLARY - BREAKING AND ENTERING: The unlawful entry of a structure, with or without force, with intent to commit a felony, or larceny. (LEAA)

CARGO-COUNTY: One of the seven population bearing counties: Douglas, Johnson, Leavenworth, Reno, Sedgwick, Shawnee and Wyandotte. This designation was chosen to both highlight the differential between metropolitan and rural areas, and to reduce county variables (from 105 counties to eight) for statistical purposes. (SAC Staff)

CCH: An abbreviation for "computerized criminal history". A cch is criminal history record information concerning an identified offender or alleged offender contained in an automated file. CCH is also a common name for the program of automated files maintained by the FBI and the states for the national and state exchange of criminal history record information. The data base designs of CCH and OBTS systems are similar. (LEAA)

CLASS I OFFENSES: The Uniform Crime Reporting classification consisting of murder and non-negligent manslaughter, negligent manslaughter, forcible and attempted rape, robbery and attempted robbery, burglary and attempted burglary, larceny-theft, and motor vehicle theft, which were chosen because of their frequency of occurrence and the regularity with which they are reported. The Class I Offenses are also known as Index Crimes or Crime Index. (LEAA)

CLASS II OFFENSES: Class II Offenses are all those crimes not defined by Uniform Crime Reporting classifications as being Class I offenses. They include misdemeanor assault, arson, forgery and counterfeiting, fraud, embezzlement, stolen property, vandalism-destruction of property weapons violations, prostitution and commercialized vice, sex offenses, drug abuse violations, gambling, offenses against family and children driving under the influence of alcohol (DWI), liquor law violations, drunkenness-intoxication, disorderly conduct-disturbing the peace, vagrancy, all other offenses, suspicion, curfew and loitering law violations (juveniles), and runaways (juveniles). (UCR - LEAA)

CLEARANCE: A clearance occurs when an offense is cleared by arrest or by exceptional means. An offense is cleared by arrest when at least one person is arrested, charged with the offense and bound over for prosecution. Exceptional clearances occur when police have exhausted all leads and have done everything possible to clear a case. Examples of exceptional clearances are: deathbed confessions, extradition denied, suicide of offender and confession by an offender already in custody or serving a sentence. (KBI)

CURFEW AND LOITERING LAWS (JUVENILES): All juvenile referrals for violations of local curfew or loitering ordinances. (UCR - LEAA)

DRUNKENNESS-INTOXICATION: All offenses of drunkenness or intoxication, except driving under the influence (DWI), which generally includes drunk and disorderly behavior. It should be noted that public intoxication is no longer an offense in Kansas. (LEAA)

DISORDERLY CONDUCT: All charges of committing a breach of the peace. (KBI)

DRIVING UNDER THE INFLUENCE: Alcohol - The operation of any vehicle after having consumed a quantity of alcohol sufficient to potentially interfere with the ability to maintain safe operation of any vehicle. Drugs - The operation of any vehicle while attention or ability is impaired through the intake of a narcotic or an incapacitating quantity of another drug. (LEAA)

DRUG LAW VIOLATION: The unlawful sale, transport, manufacture, cultivation, or use of a controlled or prohibited drug. (LEAA)

EMBEZZLEMENT: The misappropriation or misapplication, or illegal disposal of legally entrusted property with intent to defraud the legal owner or intended beneficiary. (LEAA)

FORGERY OR COUNTERFEITING: The creation or alteration of a written or printed document, which, if validly executed, would constitute a record of a legally binding transaction, with the intent to defraud by affirming it to be the act of an unknowing second person. (LEAA)

FRAUD: An element of certain offenses, consisting of deceit or intentional misrepresentation with the aim of illegally depriving a person of his property or legal rights. (LEAA)

GAMBLING: Promoting, permitting or engaging in gambling. (KBI)

INDEX CRIMES: The Class I Offenses, which consist of murder and non-negligent manslaughter, manslaughter by negligence, forcible rape, robbery, aggravated assault, burglary, larceny, and auto theft, chosen as Index Crimes because of their frequency of occurrence and the regularity with which they are reported. Index Crimes are used to measure the extent fluctuation, and distribution of crime in the state. (LEAA)

JUVENILE: A person subject to juvenile court proceedings because a statutorily defined event was alleged to have occurred while his age was below the statutorily specified limit (under 18) of original jurisdiction of a juvenile court. (LEAA)

LARCENY: The unlawful taking or attempted taking of property, other than a motor vehicle, from the possession of another. (LEAA)

L.E.A.A. - LAW ENFORCEMENT ASSISTANCE ADMINISTRATION: In 1971 LEAA initiated a program to standardize criminal justice statistical terminology. Many of the terms listed in this glossary are defined from The Dictionary of Criminal Justice Data Terminology, a reference work developed by SEARCH Group, Incorporated, through a grant from the LEAA.

LIQUOR LAWS: The manufacture, sale, transporting, furnishing, or possessing of intoxicating liquor in violation of state and local laws. (KBI)

MANSLAUGHTER: Involuntary; Causing the death of another by recklessness or gross negligence. Voluntary; Non-negligent manslaughter: Intentionally causing the death of another with reasonable provocation (with reasonable provocation, meaning provocation that a reasonable person would find extreme). (LEAA)

MOTOR VEHICLE THEFT: The unlawful taking or attempted taking of a motor vehicle owned by another, with the intent to deprive him of it permanently or temporarily. (LEAA)

MURDER: Intentionally causing the death of another without reasonable provocation or legal justification, or causing the death of another while committing or attempting to commit a crime. (LEAA)

NARCOTIC DRUG LAWS: Offenses such as unlawful possession, sale, or use relating to narcotic drugs and controlled substances. Excludes Federal offenses. (KBI)

OBTS: An abbreviation for "offender-based transaction statistics". OBTS are derived from information concerning law enforcement, court and corrections proceedings recorded in such a way that the system identity of the person subject to the proceedings is preserved throughout data collection and analysis.

The data elements in OBTS and CCH systems both represent criminal history record information. However, CCH system output contains personal identifiers; OBTS system output does not. (LEAA)

OFFENSE: An act committed or omitted in violation of a law forbidding or commanding it. In most statistical contexts, this term is synonymous with crime. In broadest usage, offenses include crimes, delinquent acts, status offenses and infractions. (LEAA)

OFFENSES AGAINST THE FAMILY AND CHILDREN: This category includes all charges of nonsupport, neglect, or abuse of family and children such as desertion, abandonment or nonsupport, neglect or abuse of a child, or nonpayment of alimony. (UCR)

OTHER ASSAULTS: Assaults and attempted assaults which do not result in serious or aggravated injury to the victim. (LEAA)

OTHER OFFENSES: All state or local offenses not explicitly mentioned in Class I or Class II listings. (KBI)

POLICE PROTECTION: The function of enforcing the law, preserving order, and apprehending those who violate the law, whether these activities are performed by a police department, a sheriff's department, or a special police force maintained by an agency whose prime responsibility is outside the criminal justice system, but which has a police force to perform these activities in its specialized area (geographic or functional). (Expenditure and Employment Data: 1976)

PROSTITUTION AND COMMERCIALIZED VICE: Attempted or actual sex offenses of a commercialized nature, such as prostitution, keeping a house of prostitution, procuring, transporting, or detaining women for immoral purposes. (KBI)

RAPE: Unlawful sexual intercourse with a female, by force or without legal or factual consent. (LEAA)

RECIDIVISM: The repetition of criminal behavior; habitual criminality. (Efforts to arrive at a single, standard, statistical definition has been hampered by the fact that measurement can only be derived from re-arrest and re-conviction data which, in itself, limits study to those who become involved in criminal justice system. Without the ability to compare the behavior of unconfined and unsupervised offenders with the behavior of those with correctional experience the ultimate significance is lost). (LEAA)

REPORTED OFFENSES: Those offenses reported to the police which are either founded or unfounded. They are the aggregate of reported incidents. (KBI)

ROBBERY: The unlawful taking or attempted taking of property that is in the immediate possession of another, by force or the threat of force. (LEAA)

RUNAWAY (JUVENILES): A juvenile who has been adjudicated by a judicial officer of a juvenile court, as having committed the status offense of leaving the custody and home of his parents, guardians or custodians without permission and failing to return within a reasonable length of time. (LEAA)

SEX OFFENSES: Attempted or actual statutory rape, offenses against chastity, common decency, morals, and the like. Excludes forcible rape and prostitution. (KBI)

STATUS OFFENSE: An act or conduct which is declared by statute to be an offense, but only when committed or engaged in by a juvenile, and which can be adjudicated only by a juvenile court. Typical status offenses are violation of curfew, running away from home, truancy, possession of an alcoholic beverage, incorrigibility, having delinquent tendencies, leading an immoral life, and being in need of supervision. (LEAA)

STOLEN PROPERTY; BUYING, RECEIVING: Actual and attempted buying, receiving and possessing of stolen property. (KBI)

UCR - UNIFORM CRIME REPORTING: An abbreviation for the Federal Bureau of Investigation's uniform crime reporting program for the collection, analysis and publication of law enforcement statistics. In order to insure comparability, standard crime definitions are generally maintained. (KBI)

UNFOUNDED OFFENSES: Reports of crimes judged to be false or baseless by law enforcement. (KBI)

VAGRANCY: Offenses of vagrancy, begging and loitering. (KBI)

VANDALISM: The willful or malicious destruction, injury, disfigurement, or defacement of any public or private property, real or personal, without consent of the owner or person having custody or control, by cutting, tearing, breaking, painting, marking, drawing, covering with filth, or any other such means as may be specified by law including attempts at same. (LEAA)

WEAPONS; CARRYING, POSSESSING, etc.: All attempted and actual violations of regulations or statutes controlling the carrying, using, possessing, furnishing, and manufacturing of deadly weapons or silencers. (KBI)

APPENDIX CROSS-REFERENCE

The charts and tables listed in the appendices have been coded in a way that they cross-reference to the data contained in the sections describing 1977 information. This has been done to facilitate understanding the more complex tabular and graphic presentations. The method is described below.

Example:

Chart A-VC 8D

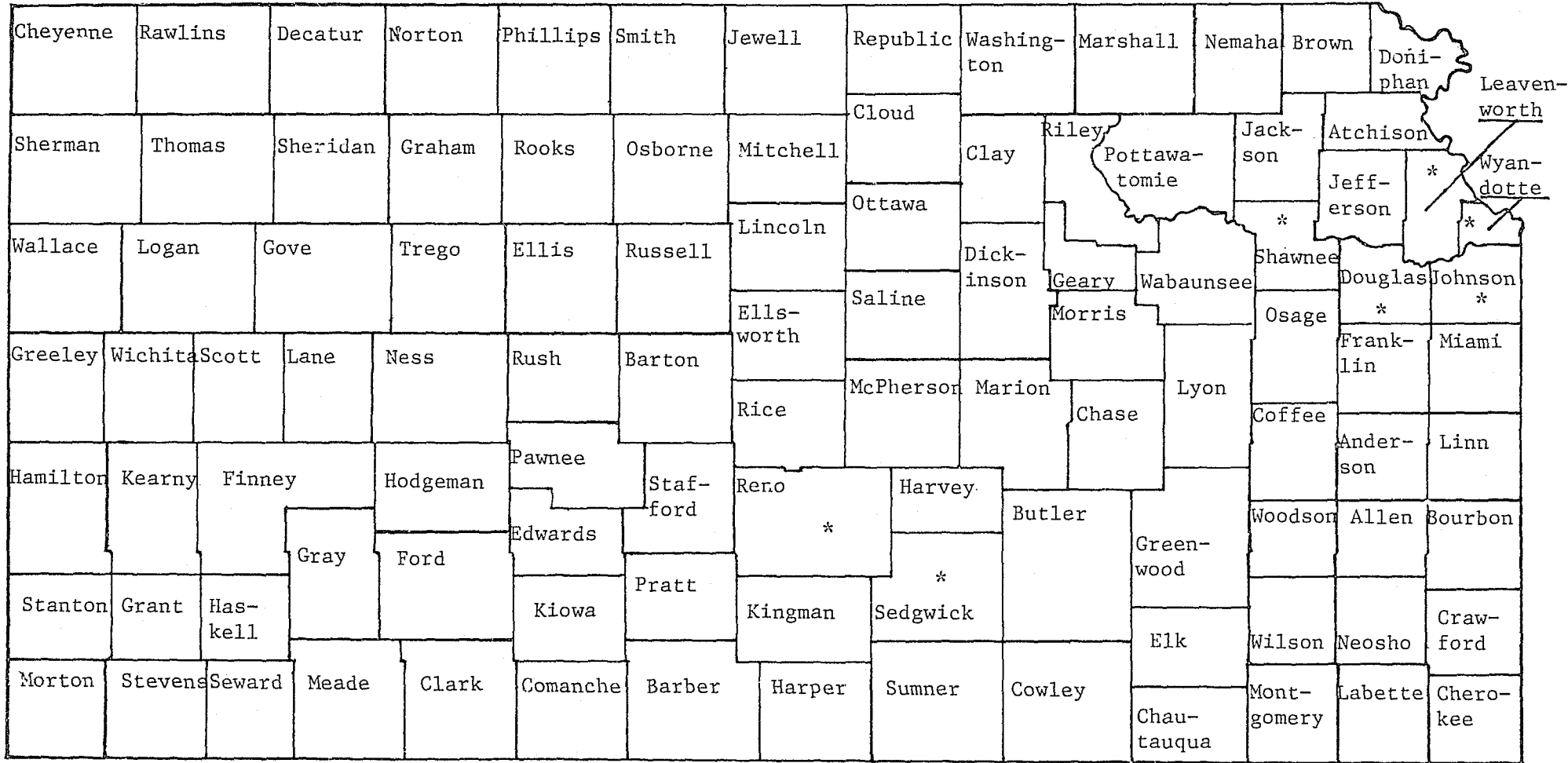
- A - Indicates that the chart is 1976 data from Appendix A.
- VC - Refers to Section V, Part C of the 1977 data.
- 8D - Identifies this chart as number 8D of Appendix A.
The D also infers that there is a relationship of information on chart 8D to chart number 8 in Appendix A.

Example:

Table B-VA 3A

- B - Indicates that the table is 1975 data from Appendix B.
- VA - Refers to Section V, Part A of the 1977 data.
- 3A - Identifies this table as number 3A of Appendix B.
The A also infers that there is a relationship of information on table 3A to table number 3 in Appendix B.

COUNTY MAP OF KANSAS



* Denotes population bearing counties; Cargo-Counties for purposes of this report.

CLASS I OFFENSE RATES OVER TIME

Index Crime rates for 1978 have been projected from actual crime and arrest data since 1966. The following graphs show the projected and actual data point trends using the Linear Regression Method. However as there are no assurances that future influences on time series data will continue to operate like those in the past, regression techniques are seriously limited with respect to assumptions of independence, normality and constant variance when applied to data over time.

Tables showing data point figures precede each series of graphs for user convenience.

SECTION I

COMPARISONS OVER TIME

Annual Actual Offense Totals By Class I Offenses

Kansas 1966 - 1977*

Table I-1

YEAR	Murder Non-Negligent Manslaughter	Negligent Manslaughter	Forcible Rape	Robber	Aggravated Assault	Bur lar	Larceny Theft	Motor Vehicle Theft	Total Class I Offenses
1966	73	84	186	652	1370	10,018	28,485	3227	44,095
1967	86	85	223	957	1782	12,601	32,372	3979	52,085
1968	82	73	279	1055	1797	13,196	37,821	4569	58,872
1969	78	73	307	1235	1953	14,926	42,736	5052	66,360
1970	98	61	304	1684	2298	19,426	46,208	5728	75,807
1971	97	82	336	1497	2830	20,583	44,397	5440	75,262
1972	93	63	381	1575	2574	20,707	43,733	5214	74,340
1973	135	48	381	1768	2483	23,650	43,558	5111	77,134
1974	156	69	428	2428	3232	28,827	54,396	5436	94,972
1975	122	68	397	2153	3751	29,726	61,911	5130	103,258
1976	102	75	491	1966	3905	29,905	66,491	5237	108,172
1977	151	75	509	2333	4144	28,968	62,642	5594	104,416

*Figures for the years 1966-1974 were drawn from Crime in Kansas 1974.

Comparison of Class I Offenses by Year

ACTUAL

Table I-2

Offense	1975	1976	1977
Murder	122	102	151
Negligent Manslaughter	68	75	75
Rape			
Forcible	308	363	359
Attempted	89	120	150
Total	397	491	509
Robbery			
Fire Arm	1184	1058	1244
Knife	157	157	181
Other	165	150	294
Strongarm	647	601	614
Total	2153	1966	2333
Assault			
Fire Arm	1140	1165	1239
Knife	742	716	825
Other	957	1118	1146
Strongarm	912	906	934
Total	3751	3905	4144
Burglary			
Forcible	21,303	21,416	20,754
No-Force	6839	6634	6517
Attempted	1584	1855	1697
Total	29,726	29,905	28,968
Larceny	61,911	66,491	62,642
Auto Theft			
Auto	3696	3496	3694
Truck/Bus	598	752	948
Other	836	989	952
Total	5130	5237	5594
Grand Total	103,258	108,172	104,416

ANNUAL TOTALS OF ACTUAL CLASS I VIOLENT CRIMES

Table I-3

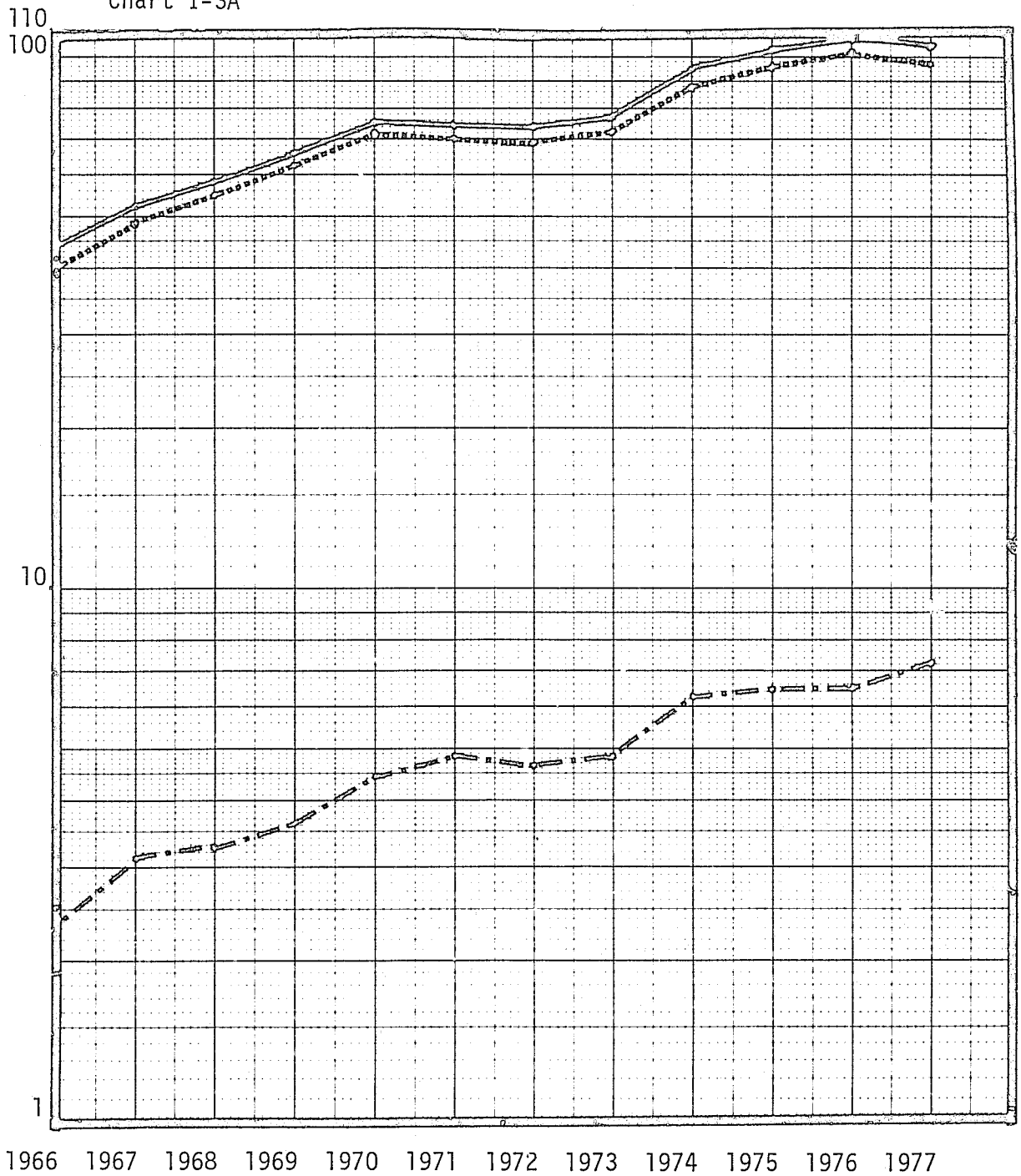
AND PROPERTY CRIMES FOR THE PERIOD FROM 1966 - 1977

Year	VIOLENT CRIME						PROPERTY CRIME				Total Actual Class I Offenses
	Murder Non-Negligent Manslaughter	Negligent Manslaughter	Forcible Rape	Robbery	Aggravated Assault	Total Violent Crime	Burglary	Larceny Theft	Motor Vehicle Theft	Total Property Crime	
1966	73	84	186	652	1370	2365	10,018	28,485	3227	41,730	44,095
1967	86	85	223	957	1782	3133	12,601	32,372	3979	48,952	52,085
1968	82	73	279	1055	1797	3286	13,196	37,821	4569	55,586	58,872
1969	78	73	307	1235	1953	3646	14,926	42,736	5052	62,714	66,360
1970	98	61	304	1684	2298	4445	19,426	46,208	5728	71,362	75,807
1971	97	82	336	1497	2830	4842	20,583	44,397	5440	70,420	75,262
1972	93	63	381	1575	2574	4686	20,707	43,733	5214	69,654	74,340
1973	135	48	381	1768	2483	4815	23,650	43,558	5111	72,319	77,134
1974	156	69	428	2428	3232	6313	28,827	54,396	5436	88,659	94,972
1975	122	68	397	2153	3751	6491	29,726	61,911	5130	96,767	103,258
1976	102	75	491	1966	3905	6539	29,905	66,491	5237	101,633	108,172
1977	151	75	509	2333	4144	7212	28,968	62,642	5594	97,204	104,416

COMPARISON OF ACTUAL CLASS I VIOLENT CRIME TO PROPERTY CRIME
FOR THE PERIOD FROM 1966 THROUGH 1977

(In Thousands)

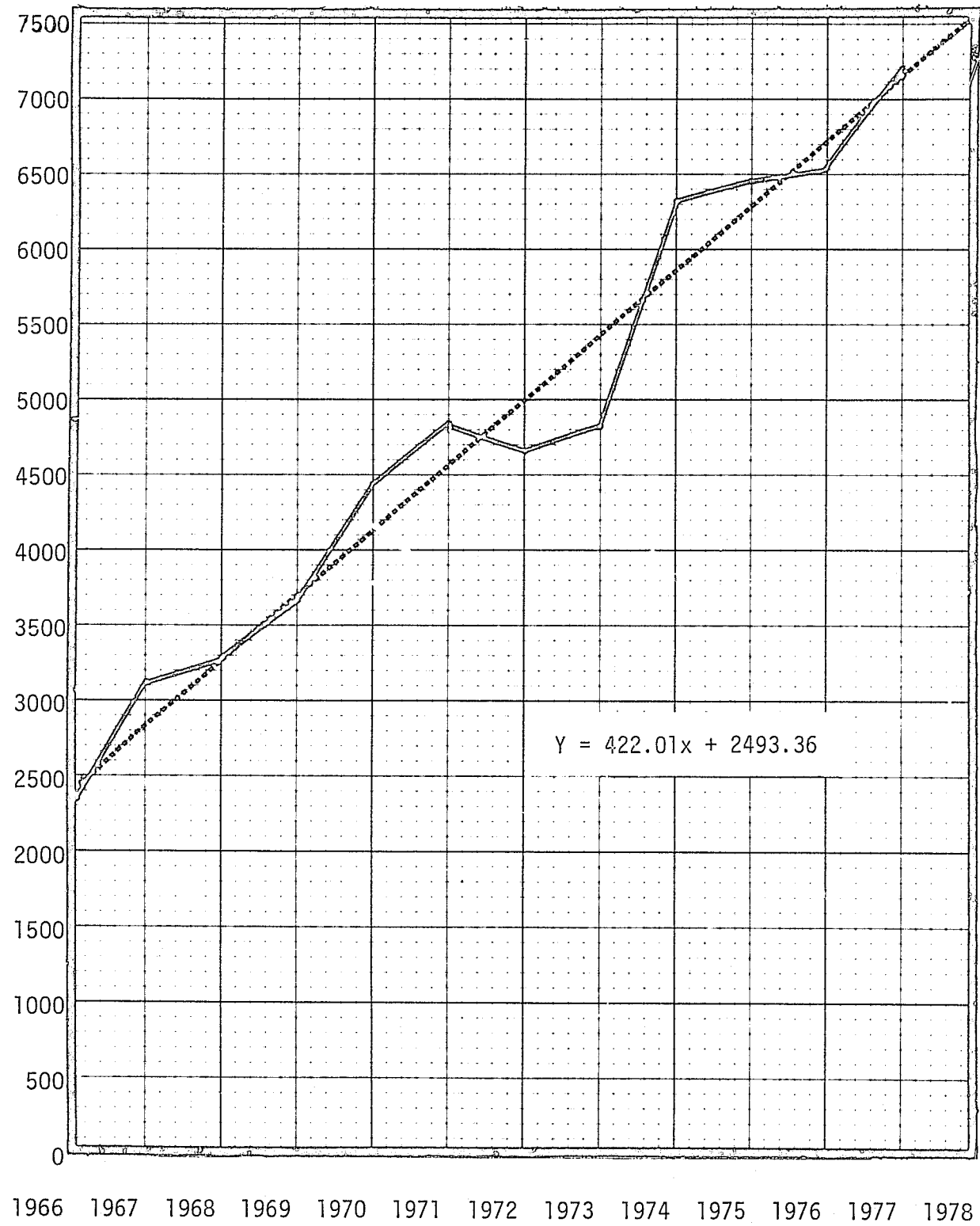
Chart I-3A



————— Annual Totals-Class I Crimes
 Annual Totals-Property Crime
 - - - - - Annual Totals-Violent Crime

TREND OF VIOLENT CRIME FOR THE PERIOD FROM 1966 THROUGH 1978

Chart I-3B

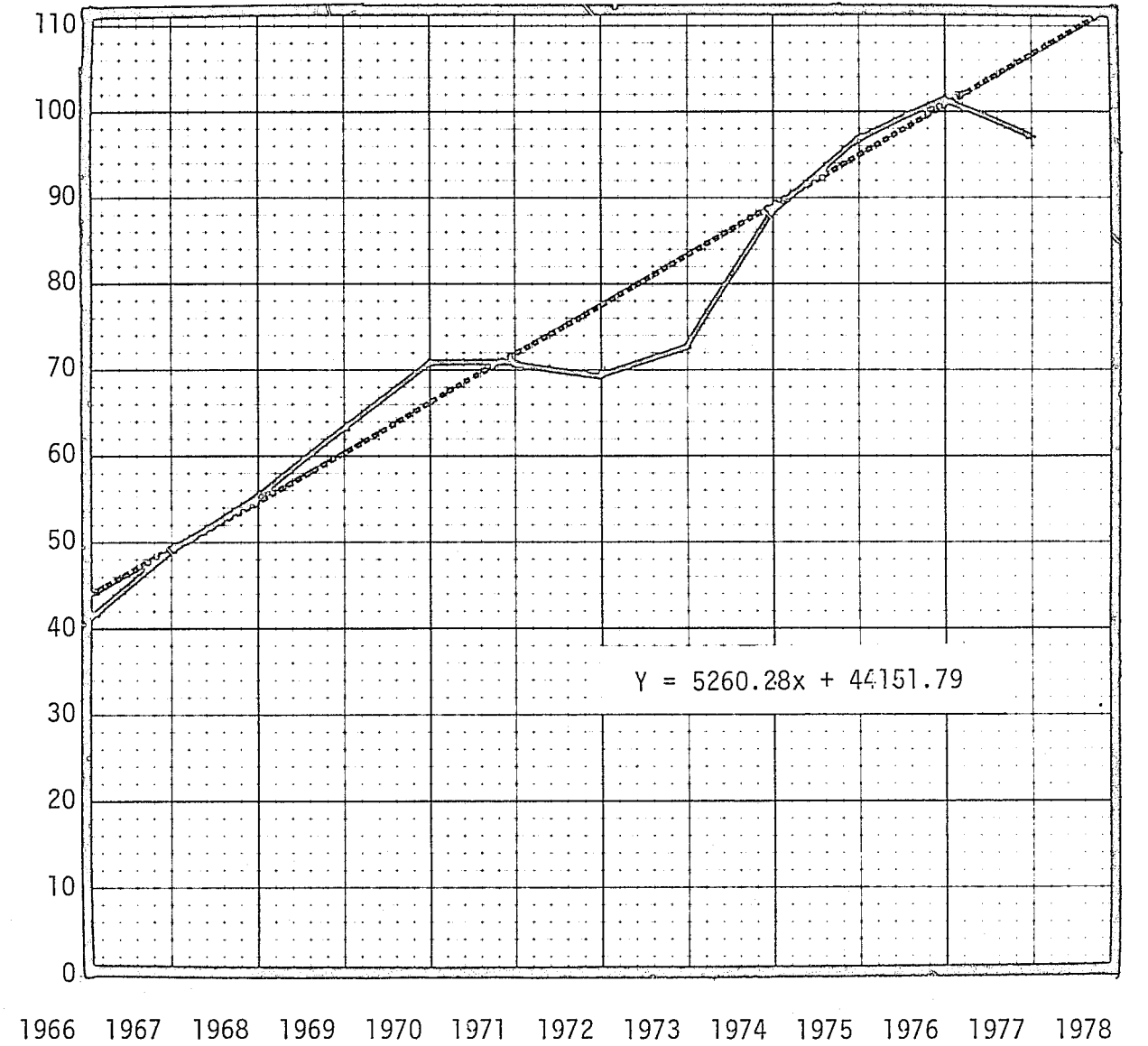


— Annual Totals
 Calculated Trend

TREND OF PROPERTY CRIME FOR THE PERIOD FROM 1966 THROUGH 1978

(In Thousands)

Chart I-3C



$Y = 5260.28x + 44151.79$

— Annual Totals
 Calculated Trend

Annual Arrest Totals By Class I Offenses

Kansas 1966 - 1977*

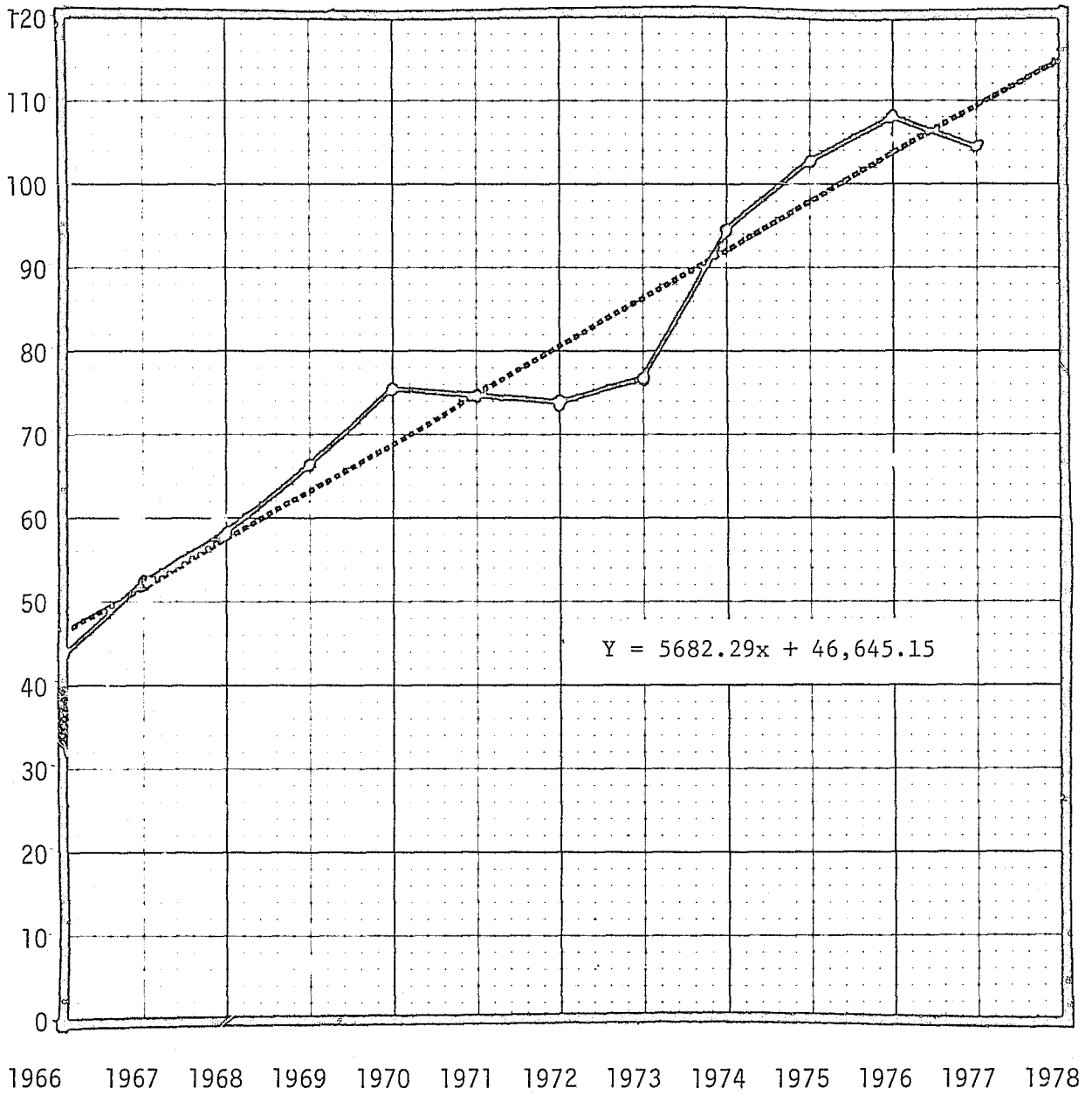
Table I-4

YEAR	Murder Non-Negligent Manslaughter	Negligent Manslaughter	Forcible Rape	Robbery	Aggravated Assault	Burglary	Larceny Theft	Motor Vehicle Theft	Total Class I Offenses
1966	64	33	103	275	595	2060	5741	1224	10,095
1967	76	33	142	355	753	2616	6145	1194	11,314
1968	91	28	150	449	808	2786	6558	1395	12,265
1969	72	30	168	493	809	2783	7073	1220	12,648
1970	90	34	195	616	1048	3107	8052	1312	14,454
1971	90	39	191	589	1215	3527	8074	1371	15,096
1972	81	15	200	539	1229	3364	7874	1219	14,521
1973	111	28	175	608	1223	3516	7945	1074	14,680
1974	165	26	232	902	1411	4326	11,042	1183	19,287
1975	99	22	200	706	1418	4418	10,782	1321	18,966
1976	86	28	166	585	1297	3588	10,383	1179	17,312
1977	105	26	212	706	1689	3675	10,715	1432	18,560

*Figures for the years 1966 - 1974 were drawn from Crime in Kansas 1974.

TREND OF TOTAL CLASS I OFFENSES FOR THE PERIOD FROM 1966 THROUGH 1978
 (In Thousands)

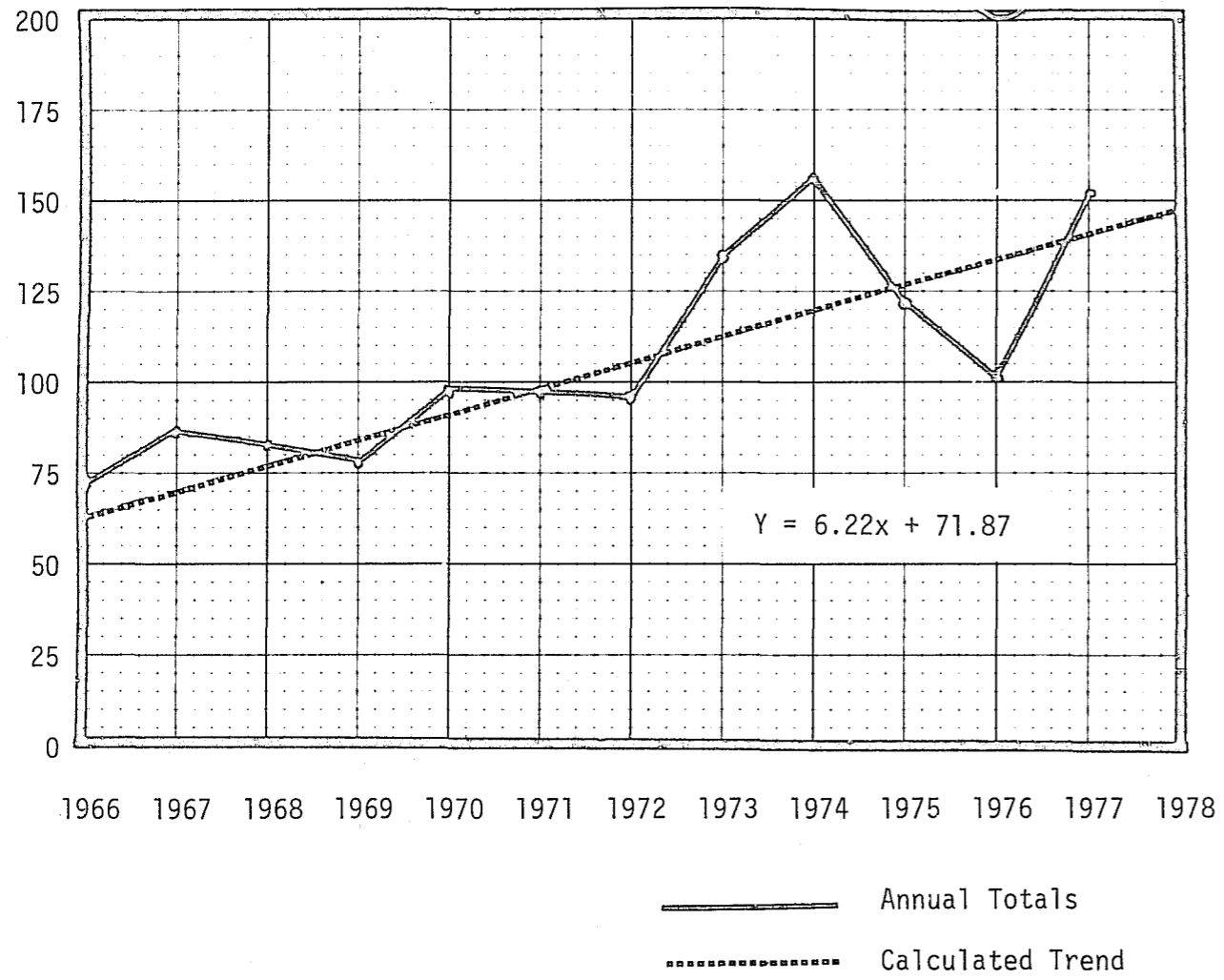
Chart I-4A



— Annual Totals
 - - - - - Calculated Trend

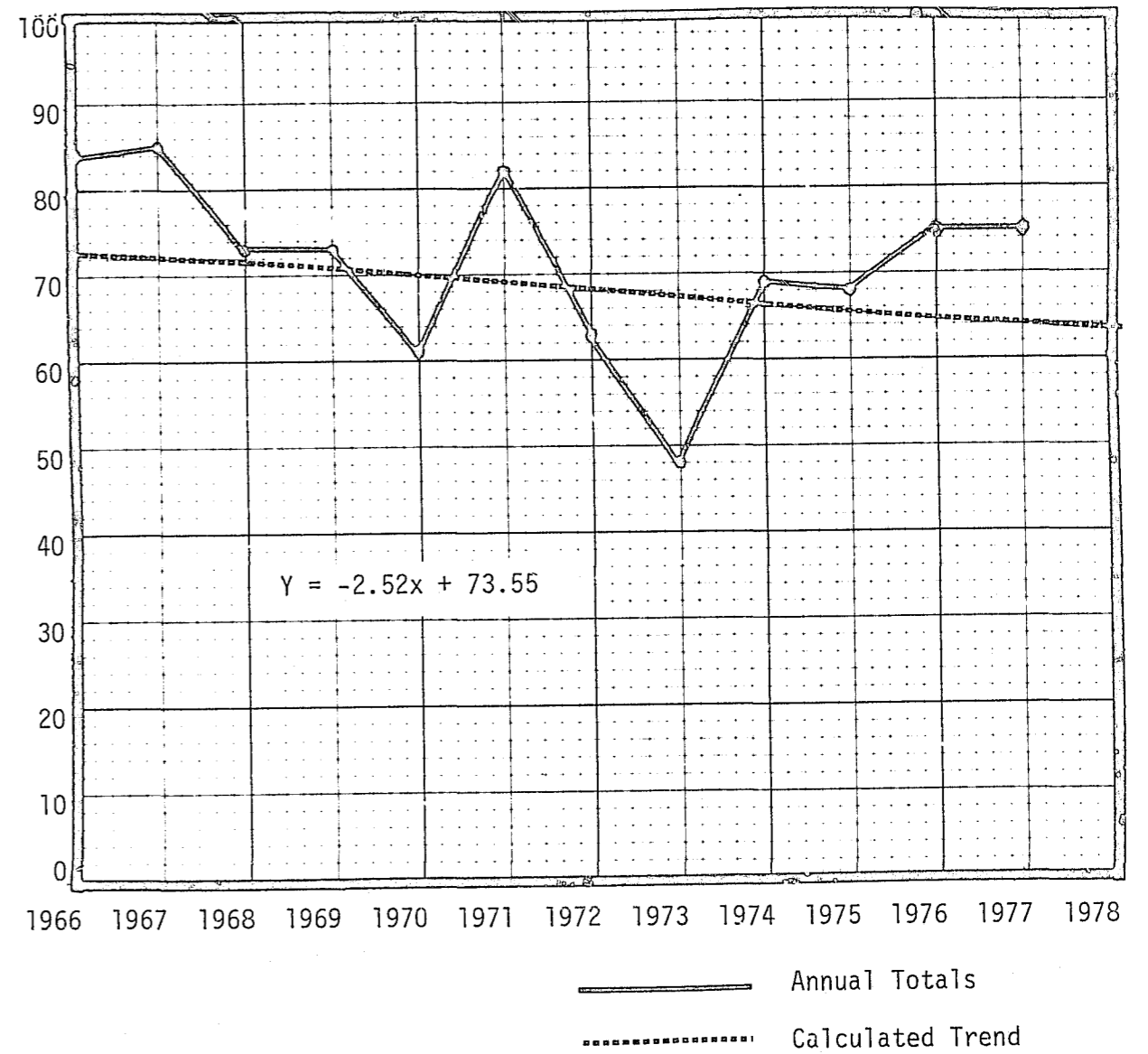
TREND OF MURDER AND NON-NEGLIGENT MANSLAUGHTER FOR
THE PERIOD FROM 1966 THROUGH 1978

Chart I-4B



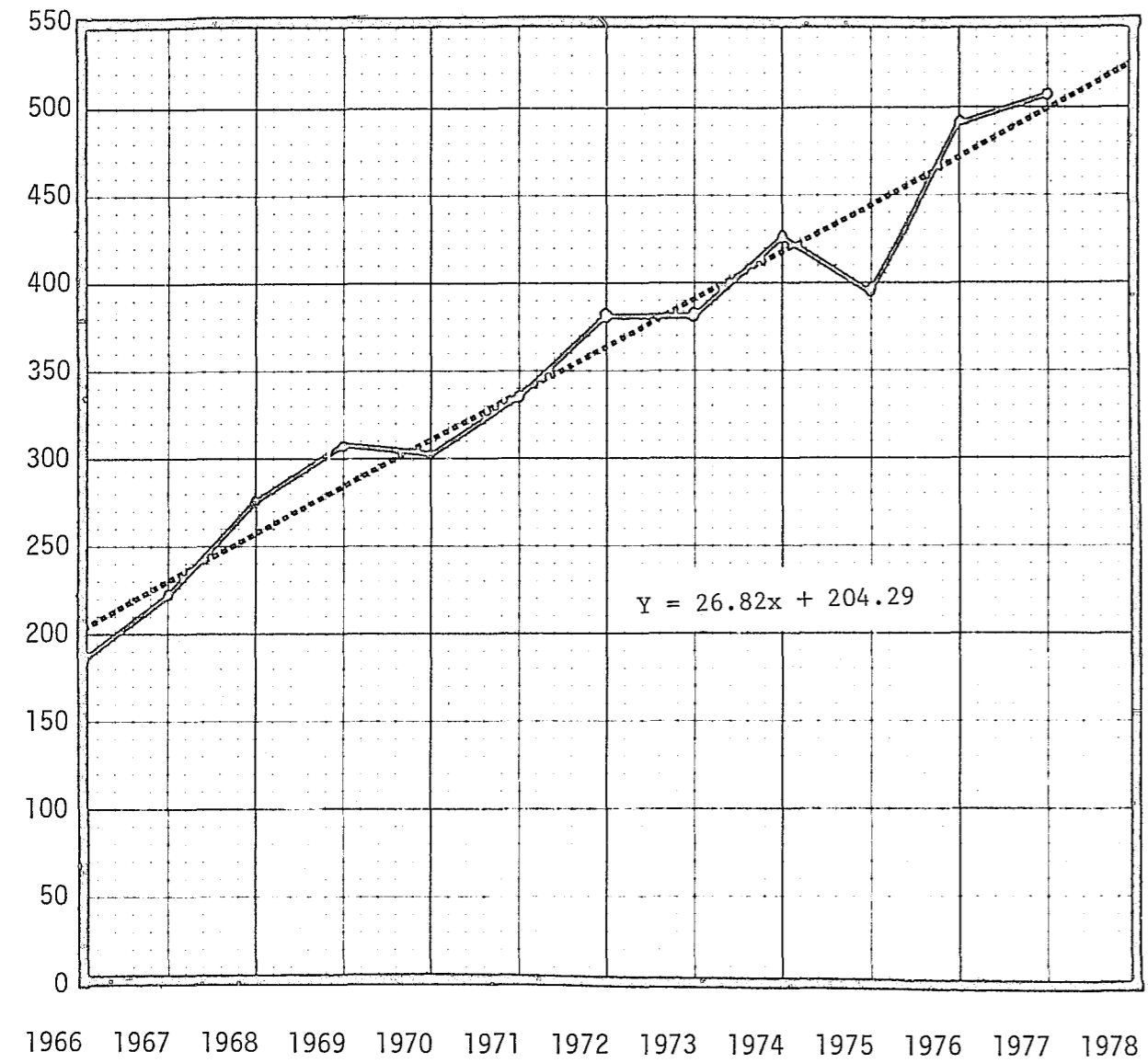
TREND OF NEGLIGENT MANSLAUGHTER FOR THE PERIOD FROM 1966 THROUGH 1978

Chart I-4C



TREND OF FORCIBLE RAPE FOR THE PERIOD FROM 1966 THROUGH 1978

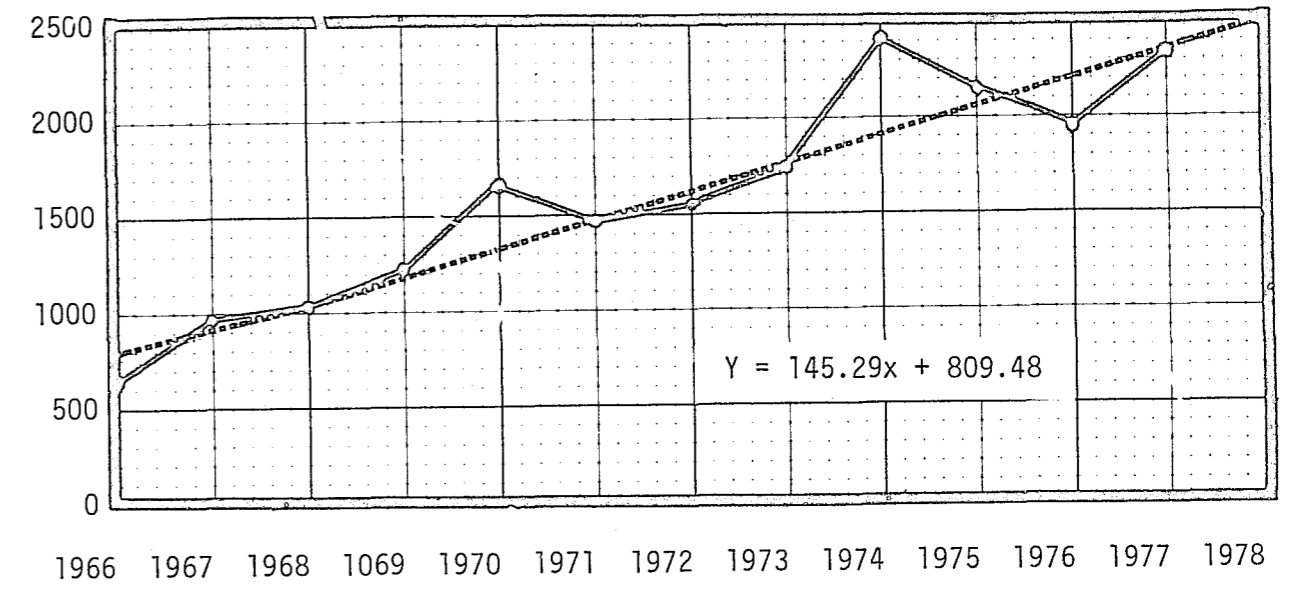
Chart I-4D



— Annual Total
 - - - - - Calculated Trend

TREND OF ROBBERY FOR THE PERIOD FROM 1966 THROUGH 1978

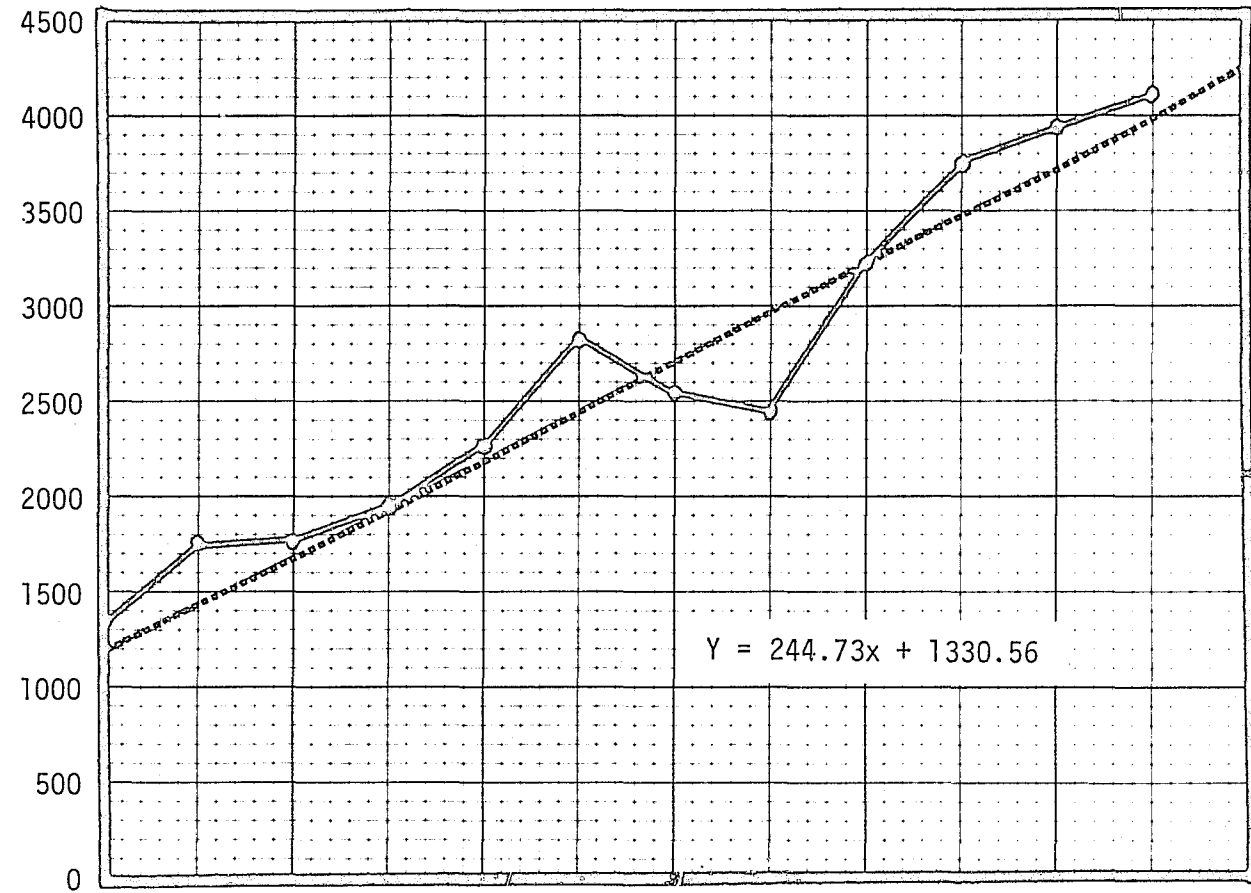
Chart I-4E



— Annual Totals
 - - - - - Calculated Trend

TREND OF AGGRAVATED ASSAULT FOR THE PERIOD FROM 1966 THROUGH 1978

Chart I-4F

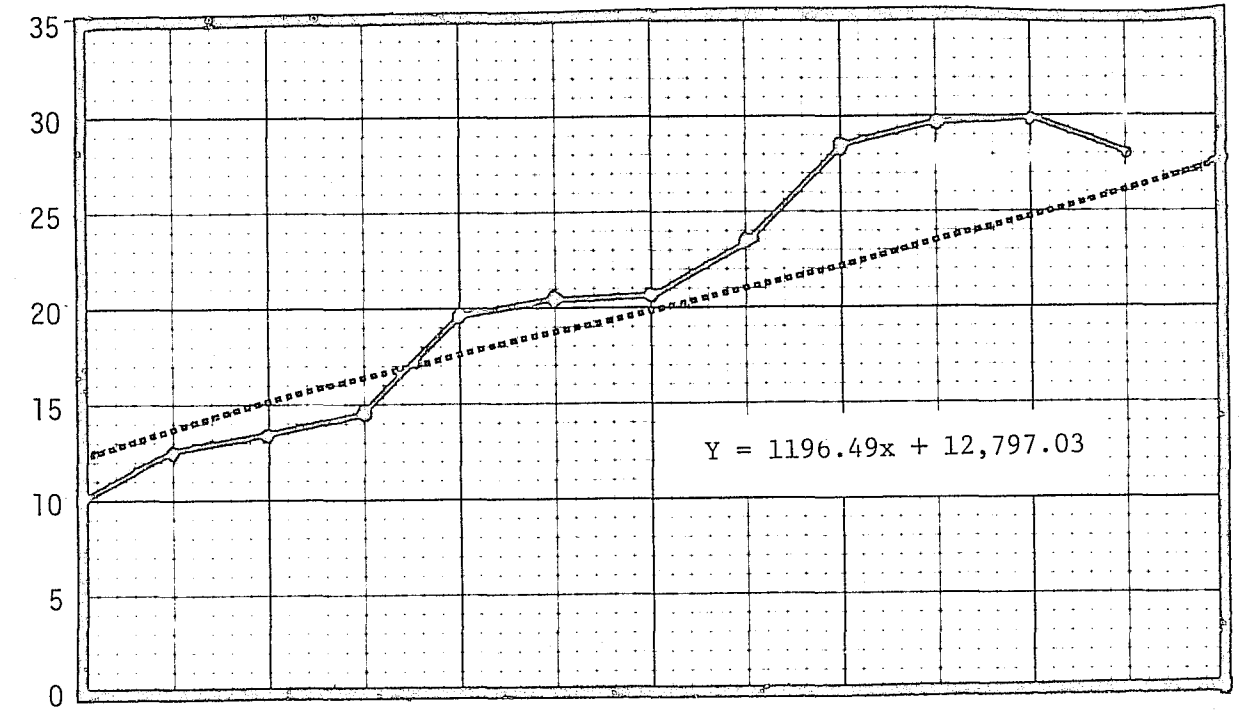


1966 1967 1968 1969 1970 1971 1972 1973 1974 1975 1976 1977 1978

— Annual Totals
 Calculated Trend

TREND OF BURGLARY FOR THE PERIOD FROM 1966 THROUGH 1978
 (In Thousands)

Chart I-4G

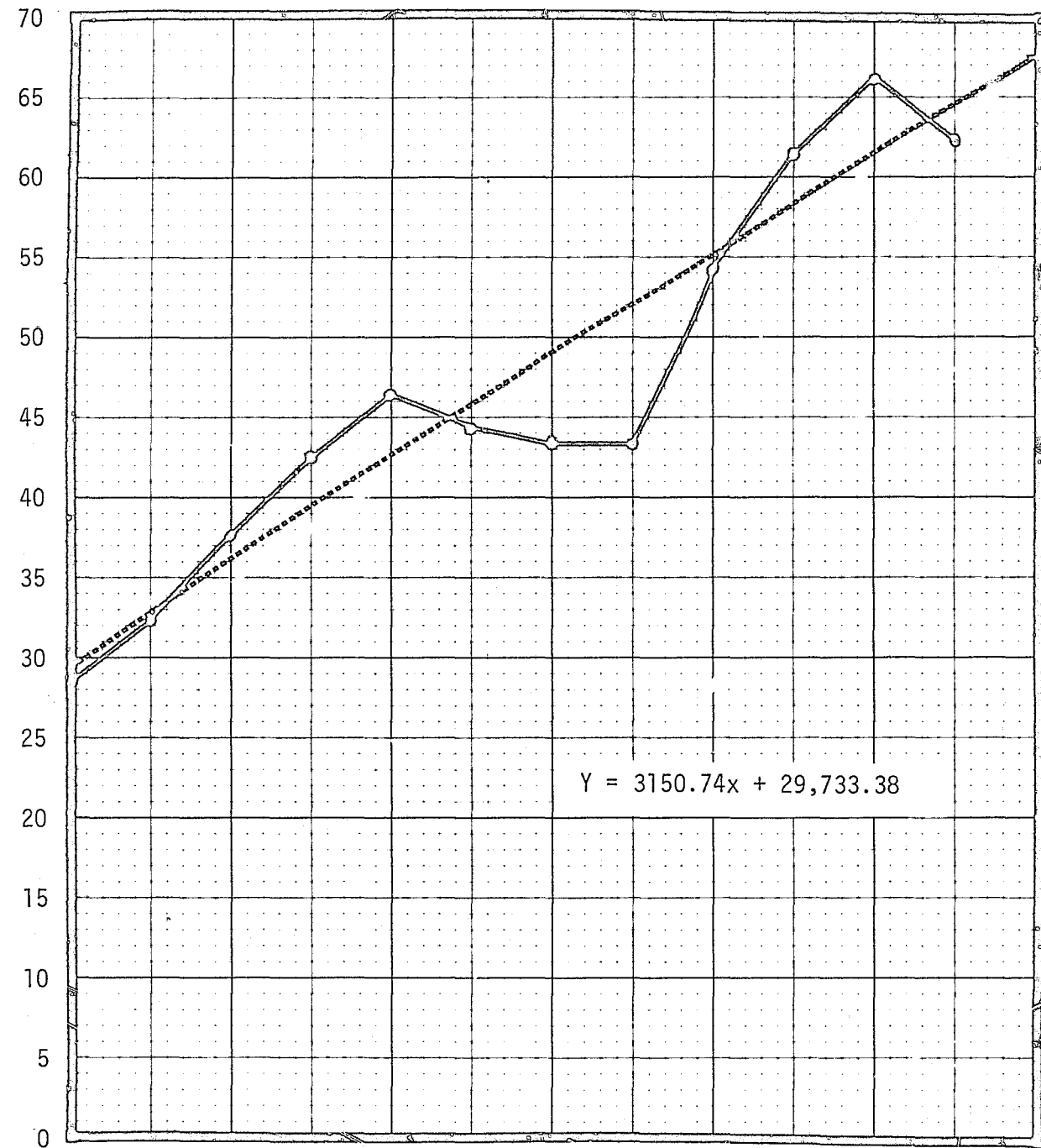


1966 1967 1968 1969 1970 1971 1972 1973 1974 1975 1976 1977 1978

— Annual Totals
 Calculated Trend

TREND OF LARCENY-THEFT FOR THE PERIOD FROM 1966 THROUGH 1978
(In Thousands)

Chart I-4H

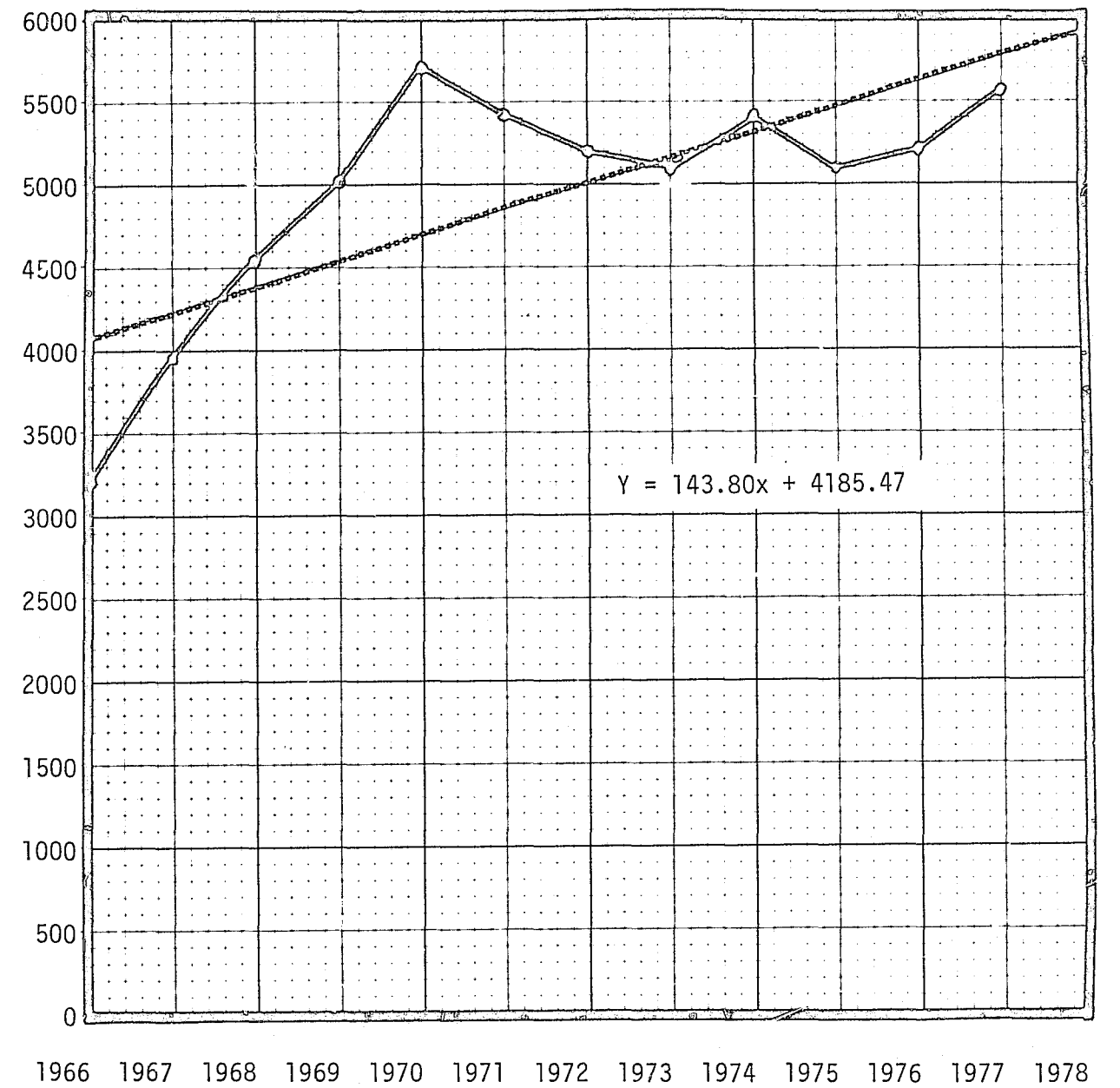


1966 1967 1968 1969 1970 1971 1972 1973 1974 1975 1976 1977 1978

— Annual Totals
 - - - - - Calculated Trend

TREND OF MOTOR VEHICLE THEFT FOR THE PERIOD FROM 1966 THROUGH 1978

Chart I-4I



1966 1967 1968 1969 1970 1971 1972 1973 1974 1975 1976 1977 1978

— Annual Totals
 - - - - - Calculated Trend

ANNUAL TOTALS OF ARRESTS FOR CLASS I VIOLENT CRIMES AND

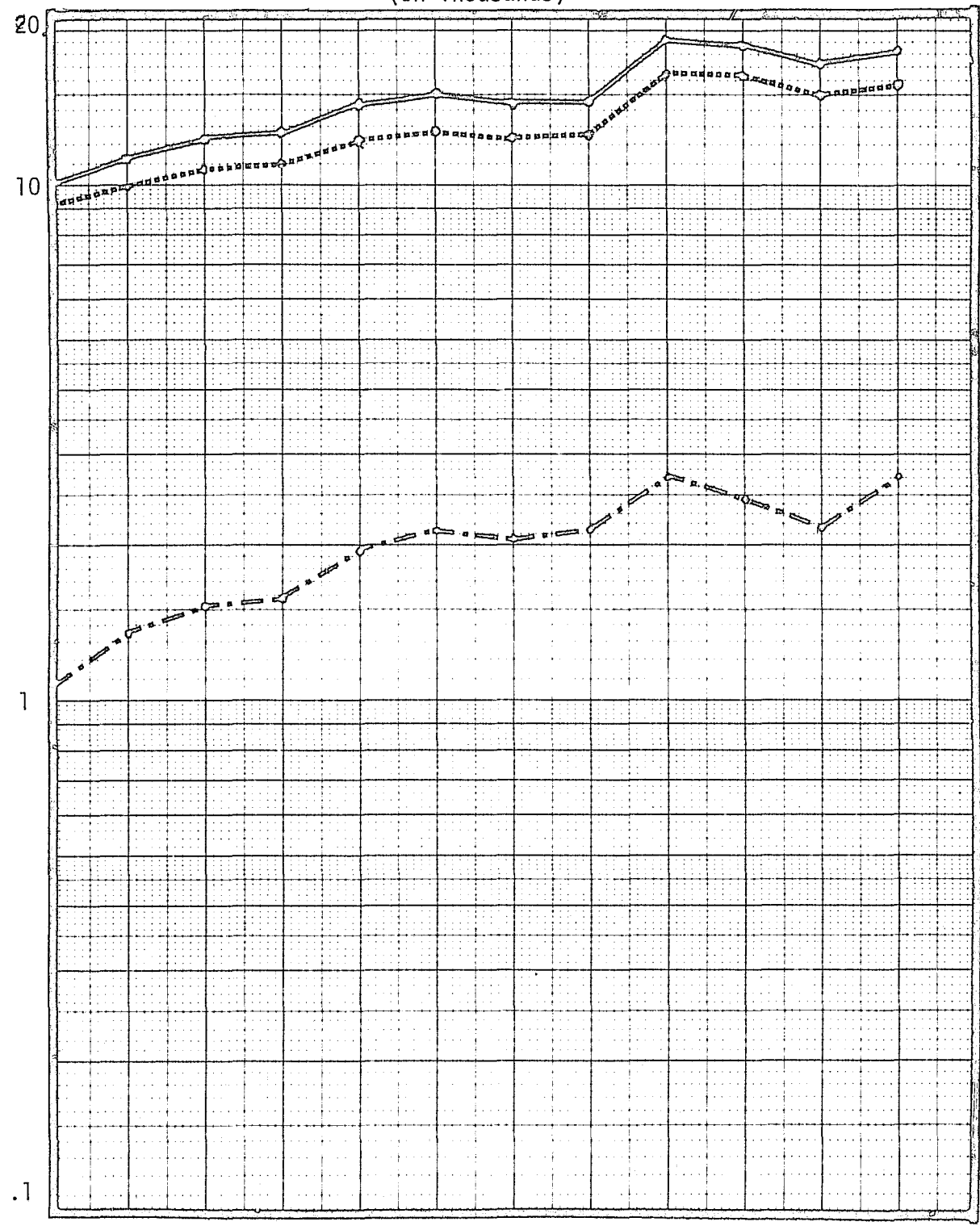
Table I-5

PROPERTY CRIMES FOR THE PERIOD FROM 1966 - 1977

Year	VIOLENT CRIME						PROPERTY CRIME				Total Property Crime	Total Arrests Class I Offenses
	Murder Non-Negligent Manslaughter	Negligent Manslaughter	Forcible Rape	Robbery	Aggravated Assault	Total Violent Crimes	Burglary	Larceny Theft	Motor Vehicle Theft			
1966	64	33	103	275	595	1070	2060	5741	1224	9025	10,095	
1967	76	33	142	355	753	1359	2616	6145	1194	9955	11,314	
1968	91	28	150	449	808	1526	2786	6558	1395	10,739	12,265	
1969	72	30	168	493	809	1572	2783	7073	1220	11,076	12,648	
1970	90	34	195	616	1048	1983	3107	8052	1312	12,471	14,454	
1971	90	39	191	589	1215	2124	3527	8074	1371	12,972	15,096	
1972	81	15	200	539	1229	2064	3364	7874	1219	12,457	14,521	
1973	111	28	175	608	1223	2145	3516	7945	1074	12,535	14,680	
1974	165	26	232	902	1411	2736	4326	11,042	1183	16,551	19,287	
1975	99	22	200	706	1418	2445	4418	10,782	1321	16,521	18,966	
1976	86	28	166	585	1297	2162	3588	10,383	1179	15,150	17,312	
1977	105	26	212	706	1689	2738	3675	10,715	1432	15,822	18,560	

COMPARISON OF ARRESTS FOR CLASS I VIOLENT CRIME TO ARRESTS FOR PROPERTY CRIME FOR THE PERIOD FROM 1966 THROUGH 1977

Chart I-5A (In Thousands)



1966 1967 1968 1969 1970 1971 1972 1973 1974 1975 1976 1977

- Annual Totals-Class I Arrests
- Annual Totals-Arrests For Property Crime
- - - - - Annual Totals- Arrests For Violent Crime

COMPARISON OF CLASS I OFFENSES BY YEAR BY ADULTS
AND JUVENILES UNDER 18

Table I-6

CLEARANCES

Offense	1975	1976	1977
Murder	99	87	111
Negligent Manslaughter	41	60	70
Rape			
Forcible	195	201	193
Attempted	52	60	68
Total	247	261	261
Robbery			
Fire Arm	330	323	315
Knife	52	66	52
Other	110	102	133
Strongarm	194	218	163
Total	686	709	663
Assault			
Fire Arm	732	743	762
Knife	489	477	509
Other	578	625	621
Strongarm	621	580	679
Total	2420	2425	2571
Burglary			
Forcible	4332	4309	3505
No-Force	1073	927	836
Attempted	280	319	216
Total	5685	5555	4557
Larceny	11,779	12,397	11,801
Auto Theft			
Auto	1011	982	1010
Truck/Bus	182	228	258
Other	196	247	217
Total	1389	1457	1485
Grand Total	22,346	22,951	21,519

Comparison of Class I Offenses by Year

Table I-7

CLEARANCES UNDER 18

Offense	1975	1976	1977
Murder	3	7	12
Negligent Manslaughter	6	10	10
Rape			
Forcible	16	23	17
Attempted	9	14	9
Total	25	37	26
Robbery			
Fire Arm	47	31	52
Knife	12	7	8
Other	23	13	29
Strongarm	71	71	44
Total	153	122	133
Assault			
Fire Arm	49	52	48
Knife	87	89	70
Other	119	126	91
Strongarm	52	57	64
Total	307	324	273
Burglary			
Forcible	1572	1639	1118
No-Force	444	314	295
Attempted	106	123	72
Total	2122	2076	1485
Larceny	4753	4794	4089
Auto Theft			
Auto	458	420	420
Truck/Bus	77	77	97
Other	108	124	77
Total	643	621	594
Grand Total	8012	7991	6622

Officers Killed and Assaulted

Table I-8

	1975	1976	1977
Officers Murdered	2	0	0
Officers Killed Accidentally	5	1	0
Officers Assaulted	789	930	1107

Percentage of assaults against officers compared to total actual assaults

	Total Assaults	Officers Assaulted	Total Assaults (%)
1975	13465	789	5.82
1976	13828	930	6.72
1977	14814	1107	7.47

SECTION II

CLASS I OFFENSES

REPORTED

1977

REPORTED CLASS I OFFENSES 1977

In 1977 law enforcement agencies received 107,596 reports of Class I Offenses. Whether the reports were founded or unfounded, this total reflected all reported violations of murder and non-negligent manslaughter, negligent manslaughter, forcible rape, robbery, aggravated assault, burglary, larceny theft and motor vehicle theft. Reports are made by victims and witnesses as well as the "on view" offenses discovered by officers.

Reports of Larceny Theft comprised the bulk of reported Class I Offenses, with a total of 64,197 cases reported. All seven major counties had Larceny Theft as their number one crime reported. Burglary, with 29,733 reports, had the second largest number of reports to law enforcement agencies. These two figures together represent 87% of all Class I Offenses reported. The least reported Class I Offense was Negligent Manslaughter with 122 cases.

Of the seven most populous counties in Kansas, Sedgwick County reported the most Class I Offenses, (24,543). Leavenworth County had the least with 2,188 reports.

CARGO-COUNTY LIST OF REPORTED CLASS I OFFENSES

KANSAS 1977

Table II-1

COUNTY	Murder Non-Negligent Manslaughter	Negligent Manslaughter	Forcible Rape	Robbery	Aggravated Assault	Burglary	Larceny Theft	Motor Vehicle Theft	Total Class I Offenses
Douglas	6	0	20	68	182	1,216	2,592	240	4,324
Johnson	7	9	40	124	454	3,067	7,356	627	11,684
Leavenworth	3	0	6	53	140	646	1,216	124	2,188
Reno	1	4	14	50	50	789	2,306	209	3,423
Sedgwick	41	53	148	786	739	5,763	15,329	1,684	24,543
Shawnee	13	11	65	230	476	2,563	5,760	390	9,508
Wyandotte	30	33	134	757	1,101	5,416	7,328	1,278	16,077
All Others	54	12	122	341	1,129	10,273	22,310	1,608	35,849
Total	155	122	549	2,409	4,271	29,733	64,197	6,160	107,596

COUNTY LIST OF REPORTED CLASS I OFFENSES

KANSAS 1977

Table II-2

COUNTY	Murder Non-Negligent Manslaughter	Negligent Manslaughter	Forcible Rape	Robbery	Aggravated Assault	Burglary	Larceny Theft	Motor Vehicle Theft	Total Class I Offenses
Allen	0	1	0	2	10	117	261	11	402
Anderson	0	0	0	3	1	21	18	1	44
Atchison	0	0	2	8	9	190	200	28	437
Barber	0	0	0	0	4	62	17	3	86
Barton	1	0	5	12	56	324	948	50	1,397
Bourbon	0	0	0	2	11	152	300	23	488
Brown	2	0	0	1	12	51	40	6	112
Butler	0	2	3	9	99	500	810	58	1,481
Chase	1	1	0	0	5	32	31	5	75
Chautauqua	0	0	0	1	1	59	12	1	74
Cherokee	1	0	1	2	1	121	227	28	381
Cheyenne	0	0	0	1	1	1	2	0	5
Clark	0	0	0	0	0	1	0	0	1
Clay	0	0	0	1	5	32	57	2	97
Cloud	1	0	0	3	11	43	230	7	295
Coffey	0	0	0	1	17	76	111	10	215
Comanche	0	0	0	0	0	1	6	0	7
Cowley	4	0	5	8	34	264	832	46	1,193
Crawford	0	0	3	4	46	432	1,064	92	1,641
Decatur	0	0	0	0	0	0	1	3	4
Dickinson	0	4	2	5	7	108	189	13	328
Doniphan	0	0	0	0	3	55	50	11	119
Douglas	6	0	20	68	182	1,216	2,592	240	4,324
Edwards	0	0	0	0	4	25	14	1	44
Elk	0	0	0	0	0	25	26	3	54
Ellis	2	1	3	9	17	172	682	29	915
Ellsworth	1	1	0	2	1	39	63	5	112
Finney	0	0	3	10	54	406	1,103	95	1,671
Ford	4	0	0	10	19	339	1,011	78	1,461
Franklin	0	0	1	0	20	107	455	31	614
Geary	6	0	25	118	113	784	1,455	103	2,604
Gove	0	0	0	1	2	28	34	0	65

COUNTY LIST OF REPORTED CLASS OFFENSES

KANSAS 1977
(continued)

COUNTY	Murder Non-Negligent Manslaughter	Negligent Manslaughter	Forcible Rape	Robbery	Aggravated Assault	Burglary	Larceny Theft	Motor Vehicle Theft	Total Class I Offenses
Graham	0	0	0	0	9	52	64	2	127
Grant	0	0	1	0	15	46	130	18	210
Gray	0	0	0	0	3	33	43	5	84
Greeley	0	0	1	0	3	18	15	2	39
Greenwood	0	0	0	0	0	40	100	3	143
Hamilton	0	0	0	0	4	30	92	7	133
Harper	0	0	0	0	10	20	30	1	61
Harvey	2	0	4	4	21	228	674	48	981
Haskell	0	0	0	0	0	13	28	1	42
Hodgeman	0	0	0	0	0	8	18	2	28
Jackson	0	0	1	1	2	55	64	4	127
Jefferson	0	0	6	0	7	89	237	10	349
Jewell	1	0	1	0	8	21	73	6	110
Johnson	7	9	40	124	454	3,067	7,356	627	11,684
Kearney	0	0	0	0	2	20	45	7	74
Kingman	0	0	2	0	2	76	101	8	189
Kiowa	0	0	0	0	3	25	45	7	80
Labette	0	0	1	10	7	240	505	38	801
Lane	0	0	0	0	0	14	28	1	43
Leavenworth	3	0	6	53	140	646	1,216	124	2,188
Lincoln	3	0	0	0	4	19	26	1	53
Linn	0	0	0	1	2	57	74	8	142
Logan	0	0	1	0	2	22	30	1	56
Lyon	3	0	10	18	31	324	1,196	52	1,634
Marion	0	1	0	0	1	121	278	13	414
Marshall	4	0	0	0	0	29	47	4	84
McPherson	1	0	4	2	6	56	2	1	72
Meade	0	0	0	0	12	20	49	4	85
Miami	1	0	3	3	19	285	302	38	651
Mitchell	0	0	0	0	5	35	132	2	174
Montgomery	1	0	0	9	71	503	851	70	1505
Morris	0	0	0	0	3	51	9	1	64

COUNTY LIST OF REPORTED CLASS OFFENSES

KANSAS 1977
(continued)

COUNTY	Murder Non-Negligent Manslaughter	Negligent Manslaughter	Forcible Rape	Robbery	Aggravated Assault	Burglary	Larceny Theft	Motor Vehicle Theft	Total Class I Offenses
Morton	0	0	0	0	2	6	13	1	22
Nemaha	0	0	0	0	10	108	56	3	177
Neosho	0	0	1	4	35	123	229	27	419
Ness	0	0	0	0	0	15	34	2	51
Norton	0	0	0	0	0	11	6	0	17
Osage	0	0	1	0	12	92	155	14	274
Osborne	1	0	2	0	2	36	47	3	91
Ottawa	0	0	0	2	1	19	9	1	32
Pawnee	1	0	1	3	16	30	65	6	122
Phillips	2	0	0	2	6	38	77	3	128
Pottawatomie	0	0	1	0	7	53	118	1	180
Pratt	0	0	0	1	28	131	224	17	401
Rawlins	0	0	0	2	0	12	0	0	14
Reno	1	4	14	50	50	789	2,306	209	3,423
Republic	0	0	0	0	5	75	116	8	204
Rice	0	0	0	0	7	54	78	11	150
Riley	3	0	14	18	47	688	1,616	108	2,494
Rooks	0	0	0	0	1	35	16	4	56
Rush	0	0	0	1	0	18	3	1	23
Russell	0	0	2	3	10	71	154	9	249
Saline	5	0	6	19	25	408	1,655	86	2,204
Scott	0	1	1	1	6	213	122	14	358
Sedgwick	41	53	148	786	739	5,763	15,329	1,684	24,543
Seward	1	0	1	12	7	315	669	58	1,063
Shawnee	13	11	65	230	476	2,563	5,760	390	9,508
Sheridan	0	0	0	0	0	20	11	7	38
Sherman	0	0	1	4	8	89	250	13	365
Smith	0	0	0	0	0	12	21	5	38
Stafford	0	0	0	0	0	39	57	6	102
Stanton	0	0	0	0	2	13	55	3	73
Stevens	0	0	1	0	10	39	69	18	137
Sumner	0	0	0	3	14	147	350	24	538

COUNTY LIST OF REPORTED CLASS OFFENSES

KANSAS 1977
(continued)

COUNTY	Murder Non-Negligent Manslaughter	Negligent Manslaughter	Forcible Rape	Robbery	Aggravated Assault	Burglary	Larceny Theft	Motor Vehicle Theft	Total Class I Offenses
Thomas	0	0	1	2	24	55	166	20	268
Trego	0	0	1	0	5	19	69	5	99
Wabaunsee	0	0	0	0	0	29	32	4	65
Wallace	0	0	0	0	2	11	7	0	20
Washington	0	0	0	0	1	10	14	0	25
Wichita	0	0	0	1	6	10	21	3	41
Wilson	2	0	0	2	13	59	124	9	209
Woodson	0	0	0	0	2	53	65	6	126
Wyandotte	30	33	134	757	1,101	5,416	7,328	1,278	16,077
Total	155	122	549	2,409	4,271	29,733	64,197	6,160	10,7596

SECTION III

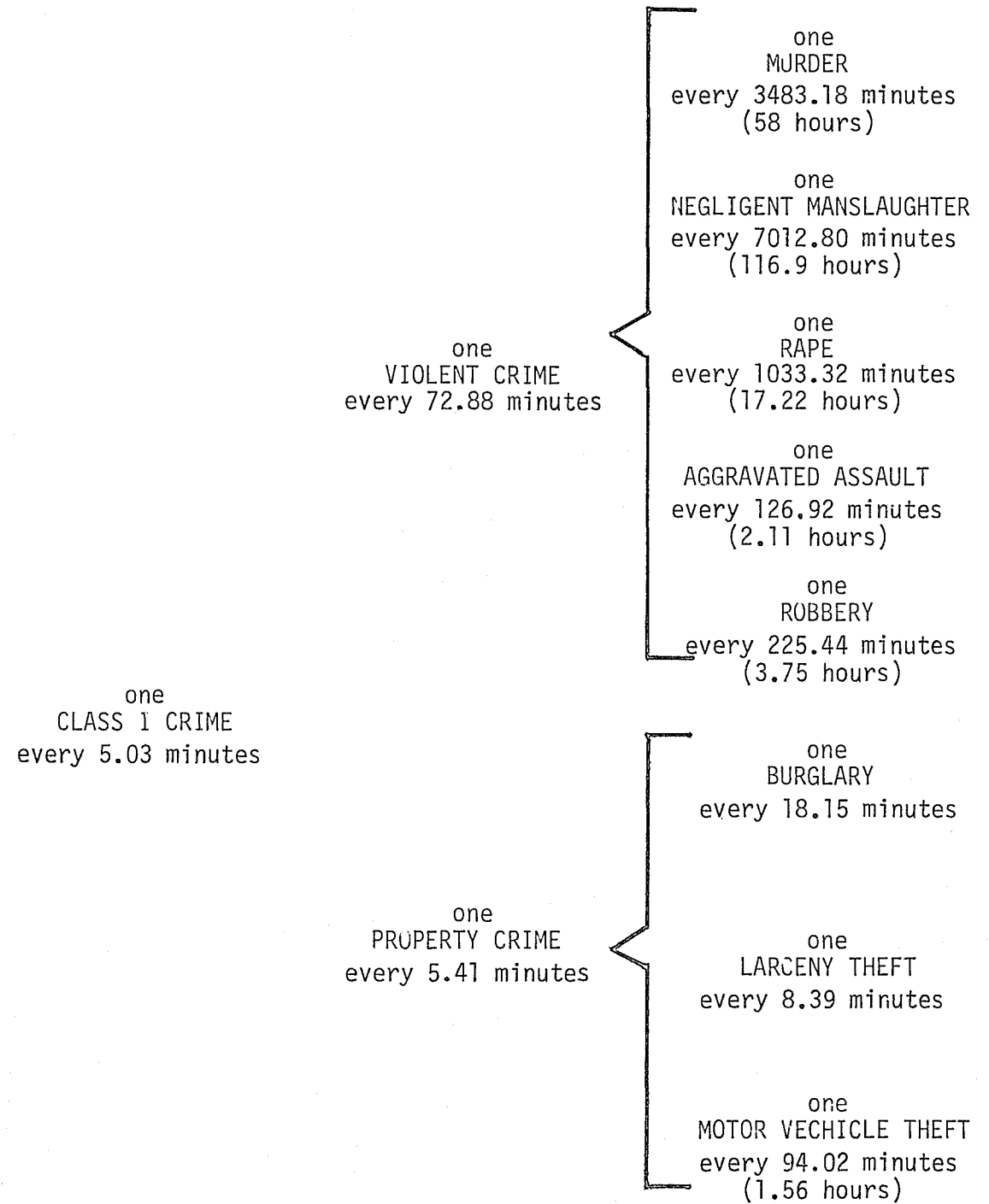
CLASS I OFFENSES

ACTUAL

1977

Table III-1

KANSAS CRIME CALENDAR
1977



The crime calendar depicts the relative frequency of occurrence of Index Crimes in the state. It shows in aggregate the ratio of crime to fixed time intervals, not the regularity with which these crimes occur.

CARGO-COUNTY LIST OF ACTUAL CLASS I OFFENSES 1977

Actual offenses are those offenses reported which were determined by subsequent investigation to have been founded or actually constituted an offense. These are sometimes referred to as "offenses known". It should be noted that a reported offense could be "founded" for an offense reported in a prior year.

There were 104,416 Actual Class I Offenses in 1977 for the 105 county area. This figure is 3,180 less than the 107,596 cases reported in 1977. Larceny Theft constituted the largest number of actual offenses with 62,642 cases founded. Burglary ranked second with 28,968 actual offenses. Sedgwick County reported the greatest number of Actual Class I Offenses (23,594) and, of the seven counties with the greatest population, Leavenworth County had the least (2,120). The least number of Actual Class I Offenses reported for the entire 105 county area was in Clark County, where only one case of Burglary was reported and found to have actually been committed.

CARGO - COUNTY LIST OF ACTUAL CLASS I OFFENSES

Table III-2

KANSAS 1977

County	Murder Non-Negligent Manslaughter	Negligent Manslaughter	Forcible Rape	Robbery	Aggravated Assault	Burglary	Larceny Theft	Motor Vehicle Theft	Total Class I Offenses
Douglas	5	0	19	67	181	1211	2567	220	4270
Johnson	7	1	39	121	446	2989	7216	562	11,381
Leavenworth	3	0	3	51	135	631	1190	107	2120
Reno	1	0	10	49	50	776	2239	184	3309
Sedgwick	40	44	143	747	688	5620	14,804	1508	23,594
Shawnee	13	3	60	225	467	2547	5729	372	9416
Wyandotte	30	16	132	752	1096	5398	7303	1209	15,936
All Others	52	11	103	321	1081	9796	21,594	1432	34,390
Total	151	75	509	2333	4144	28,968	62,642	5594	104,416

37

COUNTY LIST OF ACTUAL CLASS I OFFENSES

Table III-3

KANSAS 1977

County	Murder Non-Negligent Manslaughter	Negligent Manslaughter	Forcible Rape	Robbery	Aggravated Assault	Burglary	Larceny Theft	Motor Vehicle Theft	Total Class I Offenses
Allen	0	1	0	2	10	116	256	10	395
Anderson	0	0	0	3	1	21	18	1	44
Atchison	0	0	2	8	9	190	198	28	435
Barber	0	0	0	0	4	58	16	3	81
Barton	1	0	5	11	56	322	941	47	1383
Bourbon	0	0	0	2	10	149	291	19	471
Brown	2	0	0	1	12	50	40	6	111
Butler	0	2	2	9	99	494	791	51	1448
Chase	0	1	0	0	4	29	31	5	70
Chautauqua	0	0	0	1	1	59	12	1	74
Cherokee	1	0	1	2	1	120	226	28	379
Cheyenne	0	0	0	1	1	1	2	0	5
Clark	0	0	0	0	0	1	0	0	1
Clay	0	0	0	1	5	31	53	2	92
Cloud	1	0	0	3	11	41	229	7	292
Coffey	0	0	0	1	17	76	105	9	208
Comanche	0	0	0	0	0	1	5	0	6
Cowley	4	0	4	8	33	261	804	42	1156
Crawford	0	0	3	4	46	429	1054	84	1620
Decatur	0	0	0	0	0	0	1	3	4
Dickinson	0	4	2	4	6	103	183	11	313
Doniphan	0	0	0	0	2	55	50	11	118
Douglas	5	0	19	67	181	1211	2567	220	4270
Edwards	0	0	0	0	4	25	14	1	44
Elk	0	0	0	0	0	25	26	3	54
Ellis	2	1	3	9	15	168	664	29	891
Ellsworth	1	0	0	2	1	39	62	5	110
Finney	0	0	2	10	53	399	1084	88	1636
Ford	4	0	0	10	18	339	1011	78	1460
Franklin	0	0	1	0	20	107	454	31	613
Geary	5	0	21	106	96	664	1242	69	2203

COUNTY LIST OF ACTUAL CLASS I OFFENSES

KANSAS 1977
(continued)

County	Murder		Forcible Rape	Robbery	Aggravated Assault	Burglary	Larceny Theft	Motor Vehicle Theft	Total Class I Offenses
	Non-Negligent Manslaughter	Negligent Manslaughter							
Gove	0	0	0	1	1	28	34	0	64
Graham	0	0	0	0	8	49	55	2	114
Grant	0	0	1	0	13	45	126	17	202
Gray	0	0	0	0	3	32	43	5	83
Greeley	0	0	1	0	3	17	14	0	35
Greenwood	0	0	0	0	0	38	99	3	140
Hamilton	0	0	0	0	4	30	88	7	129
Harper	0	0	0	0	10	20	30	1	61
Harvey	2	0	3	4	20	224	656	44	953
Haskell	0	0	0	0	0	13	28	1	42
Hodgeman	0	0	0	0	0	8	18	2	28
Jackson	0	0	1	1	2	55	64	4	127
Jefferson	0	0	5	0	7	88	235	9	344
Jewell	1	0	1	0	8	21	70	6	107
Johnson	7	1	39	121	446	2989	7216	562	11,381
Kearney	0	0	0	0	2	20	44	6	72
Kingman	0	0	2	0	2	76	101	8	189
Kiowa	0	0	0	0	3	24	44	5	76
Labette	0	0	1	10	7	240	504	38	800
Lane	0	0	0	0	0	14	28	1	43
Leavenworth	3	0	3	51	135	631	1190	107	2120
Lincoln	3	0	0	0	4	19	26	1	53
Linn	0	0	0	1	2	57	73	8	141
Logan	0	0	1	0	2	22	30	1	56
Lyon	3	0	9	9	30	316	1169	43	1579
Marion	0	1	4	2	6	114	265	10	402
Marshall	4	0	0	0	1	29	47	4	85
McPherson	1	0	0	0	0	56	2	1	60
Meade	0	0	0	0	11	17	46	3	77
Miami	1	0	3	3	18	281	299	33	638
Mitchell	0	0	0	0	5	35	132	2	174

COUNTY LIST OF ACTUAL CLASS I OFFENSES

KANSAS 1977
(continued)

County	Murder		Forcible Rape	Robbery	Aggravated Assault	Burglary	Larceny Theft	Motor Vehicle Theft	Total Class I Offenses
	Non-Negligent Manslaughter	Negligent Manslaughter							
Montgomery	1	0	0	18	68	494	846	59	1486
Morris	0	0	0	0	3	51	9	1	64
Morton	0	0	0	0	2	6	13	1	22
Nemaha	0	0	0	0	10	107	52	3	172
Neosho	0	0	1	4	32	109	219	21	386
Ness	0	0	0	0	0	15	33	1	49
Norton	0	0	0	0	0	11	6	0	17
Osage	0	0	0	0	11	90	151	11	263
Osborne	1	0	1	0	2	36	47	3	90
Ottawa	0	0	0	2	1	19	8	1	31
Pawnee	1	0	1	3	15	30	65	6	121
Phillips	2	0	0	2	6	38	77	3	128
Pottawatomie	0	0	1	0	7	53	118	1	180
Pratt	0	0	0	1	28	125	211	16	381
Rawlins	0	0	0	2	0	12	0	0	14
Reno	1	0	10	49	50	776	2239	184	3309
Republic	0	0	0	0	5	73	114	8	200
Rice	0	0	0	0	7	53	75	11	146
Riley	3	0	11	16	46	664	1515	87	2342
Rooks	0	0	0	0	1	35	16	3	55
Rush	0	0	0	1	0	18	3	1	23
Russell	0	0	2	2	10	71	151	8	244
Saline	5	0	3	17	25	373	1583	71	2077
Scott	0	1	1	1	6	44	109	12	174
Sedgwick	40	44	143	747	688	5620	14,804	1508	23,594
Seward	1	0	0	11	7	308	657	53	1037
Shawnee	13	3	60	225	467	2547	5729	372	9416
Sheridan	0	0	0	0	0	20	11	7	38
Sherman	0	0	1	4	8	87	248	12	360
Smith	0	0	0	0	0	12	21	4	37
Stafford	0	0	0	0	0	39	55	6	100

COUNTY LIST OF ACTUAL CLASS I OFFENSES

KANSAS 1977
(continued)

County	Murder Non-Negligent Manslaughter	Negligent Manslaughter	Forcible Rape	Robbery	Aggravated Assault	Burglary	Larceny Theft	Motor Vehicle Theft	Total Class I Offenses
Stanton	0	0	0	0	1	13	50	2	66
Stevens	0	0	1	0	7	39	69	17	133
Sumner	0	0	0	3	14	147	340	22	526
Thomas	0	0	1	2	24	55	161	19	262
Trego	0	0	1	0	5	19	69	3	97
Wabaunsee	0	0	0	0	0	29	32	4	65
Wallace	0	0	0	0	2	11	4	0	17
Washington	0	0	0	0	1	10	14	0	25
Wichita	0	0	0	1	6	10	21	3	41
Wilson	2	0	0	2	12	56	123	9	204
Woodson	0	0	0	0	2	53	65	6	126
41 Wyandotte	30	16	132	752	1096	5398	7303	1209	15,936
Total	151	75	509	2333	4144	28,968	62,642	5594	104,416

PERCENT OF ACTUAL CLASS I OFFENSES TO REPORTED CLASS I OFFENSES 1977

Not all offenses reported to law enforcement agencies are found to have actually occurred. Many times the reporter of an offense has a misunderstanding as to what actually happened.

There were 107,596 Reported Class I Offenses in 1977. Of this number, 104,416 (97%) were found to have actually occurred. Larceny Theft had the highest percentage of offenses being founded with 97.6% classified as Actual. Negligent Manslaughter had the least with only 61.5% being founded.

PERCENT OF ACTUAL CLASS I OFFENSES TO REPORTED CLASS I OFFENSES 1977

Table III-4

OFFENSE	Number of Reported Class I Offenses	Number of Actual Class I Offenses	Percent of Actual to Reported
Murder Non-Negligent Manslaughter	155	151	97.4
Negligent Manslaughter	122	75	61.5
Forcible Rape	549	509	92.7
Robbery	2,409	2,333	96.8
Aggravated Assault	4,271	4,144	97.0
Burglary	29,733	28,968	97.4
Larceny Theft	64,197	62,642	97.6
Motor Vehicle Theft	6,160	5,594	90.8
Class I Total	107,596	104,416	97.0

COMPARISON OF POPULATION DENSITY TO ACTUAL CLASS I OFFENSES PER SQUARE MILE 1977

The State of Kansas, consisting of 82,048 square miles, had a population of 2,344,261 in 1977. The average population density was 28.5 persons on each square mile. An average of 1.3 Actual Class I Offenses occurred on each square mile.

Available data supports the contention that crime is highest within densely populated areas. When the seven most populous counties and the All Others category are ranked by population density, a table is produced that shows the exact same order as when a table, using these same categories, is produced from ranking Total Actual Class I Offenses Per Square Mile. (See Tables III-5 and III-6). Wyandotte County was the most densely populated (1,205.2 persons per square mile) and had the largest amount of Actual Class I Offenses (102.6 per square mile). The All Other Counties category, having a population density of 15.6 persons per square mile, had the least amount of crime with only .4 Actual Class I Offenses per square mile.

In conclusion, population and area should be taken into consideration when comparing different localities. By reducing different areas to common terms, that is, population density, offenses per square mile, each different area becomes more equitable with one another, and comparisons are more easily made. One should note, however, different areas can never be made absolutely equal due to differentiating factors such as geographic location and demographic characteristics of individual areas.

Table III-5

Comparison of Population Density to Actual Class I Offenses Per Square Mile 1977

County	Population	Square Miles	Population Density	Total Class I Offenses Per County*	Total Actual Class I Offenses Per Square Mile
DOUGLAS	62,842	468	134.3	4270	9.1
JOHNSON	250,947	476	527.0	11,381	23.9
LEAVENWORTH	51,765	465	111.3	2120	4.6
RENO	67,092	1255	51.9	3309	2.6
SEDGWICK	341,660	999	342.0	23,594	23.6
SHAWNEE	177,960	545	326.5	9416	17.3
WYANDOTTE	180,781	150	1,205.2	15,936	102.6
ALL OTHERS	1,210,214	77,690	15.6	34,390	0.4
TOTAL	2,341,261	82,048	28.5	104,416	1.3

*Data for Class II Actual Offenses is not available

CONTINUED

1 OF 7

County List of Population Density Per Square Mile

Table III-6

County	Population	Square Miles	Population Density
Allen	15668	505	31.0
Anderson	8314	577	14.4
Atchison	21494	421	51.0
Barber	6659	1146	5.8
Barton	37090	865	42.9
Bourbon	16750	639	26.2
Brown	12956	578	22.4
Butler	42140	1443	29.2
Chase	3406	774	4.4
Chautauqua	5046	647	7.8
Cherokee	22507	587	38.3
Cheyenne	4016	1027	3.9
Clark	2757	983	2.8
Clay	10035	658	15.2
Cloud	14076	711	19.8
Coffey	8016	656	12.2
Comanche	2854	800	3.6
Cowley	35381	1136	31.1
Crawford	37934	598	63.4
Decatur	4933	899	5.5
Dickinson	22570	855	26.4
Doniphan	10015	379	26.4
Douglas	62842	468	134.3
Edwards	4456	614	7.3
Elk	4004	647	6.2
Ellis	25108	900	27.9
Ellsworth	7288	718	10.1
Finney	26195	1302	20.1
Ford	25009	1083	23.1
Franklin	21280	577	36.9
Geary	23415	399	58.7
Gove	3985	1070	3.7
Graham	4498	891	5.0
Grant	7342	568	12.9
Gray	5231	869	6.0
Greeley	2198	783	2.8
Greenwood	9091	1150	7.9
Hamilton	3139	992	3.2
Harper	8029	801	10.0
Harvey	28890	540	53.5
Haskell	4193	579	7.2
Hodgeman	2650	860	3.1
Jackson	11651	656	17.8
Jefferson	13943	549	25.4
Jewell	5859	907	6.5
Johnson	250947	476	527.0
Kearny	3399	853	4.0
Kingman	10070	865	11.6
Kiowa	4256	720	5.9
Labette	25092	654	38.3

Continues on next page.

SOURCE: KANSAS STATISTICAL ABSTRACT, The Institute for Social and Environmental Studies, The University of Kansas, 1976.

County List of Population Density Per Square Mile

County	Population	Square Miles	Population Density
Lane	2857	720	4.0
Leavenworth	51765	465	111.3
Lincoln	4749	726	6.5
Linn	8300	605	13.7
Logan	3778	1073	3.5
Lyon	34277	852	40.2
Marion	16518	895	18.5
Marshall	13568	959	14.1
McPherson	25783	911	28.3
Meade	5088	976	5.2
Miami	21234	591	35.9
Mitchell	8046	716	11.2
Montgomery	43493	649	67.0
Morris	6885	707	9.7
Morton	3492	725	4.8
Nemaha	12082	709	17.0
Neosho	17862	587	30.4
Ness	4799	1081	4.4
Norton	7097	880	8.1
Osage	13798	721	19.1
Osborne	6329	898	7.0
Ottawa	6373	723	8.8
Pawnee	7970	749	10.6
Phillips	8330	906	9.2
Pottawatomie	13693	850	16.4
Pratt	9792	729	13.4
Rawlins	4256	1078	3.9
Reno	65092	1255	51.9
Republic	8267	719	11.5
Rice	12006	721	16.6
Riley	41983	624	67.3
Rooks	7281	888	8.2
Rush	5115	724	7.1
Russell	9484	897	10.6
Saline	48473	720	67.3
Scott	6933	723	9.6
Sedgwick	341660	999	342.0
Seward	17094	639	26.8
Shawnee	177960	545	326.5
Sheridan	3820	893	4.3
Sherman	8518	1055	8.1
Smith	6529	893	7.3
Stafford	6140	794	7.7
Stanton	2740	676	3.8
Stevens	4754	729	6.5
Sumner	24166	1182	20.4
Thomas	8335	1070	7.8
Trego	4543	901	5.0
Wabaunsee	6816	791	8.6
Wallace	2269	911	2.5
Washington	9065	891	10.2
Wichita	3471	724	4.8
Wilson	12380	574	21.6
Woodson	4700	504	9.3
Wyandotte	180781	150	1205.2
Total	2,341,261	82048	28.5

SECTION IV

CLASS I OFFENSES

CLEARANCES

1977

CLEARANCES OF CLASS I OFFENSES 1977

A Clearance occurs when an offense is cleared by arrest or by exceptional means. An offense is cleared by arrest when at least one person is arrested, charged with the offense and bound over for prosecution. Exceptional clearances occur when police have exhausted all leads and have done everything possible to clear a case. Examples of exceptional clearances are deathbed confessions, extradition denied, suicide of the offender and confession by an offender already in custody or serving sentence. There can be more clearances in a given year than actual offenses committed due to clearing offenses from a previous year. Clearances are given by TOTALS (Adults plus Juveniles under 18) and Juveniles Under 18. This overview will deal with the TOTALS.

There were 21,519 clearances of Class I Offenses in 1977. There were 104,416 actual offenses for the year, giving a 20.6% clearance rate. Larceny Theft contained the largest number of clearances with 11,801 cases cleared. This is 18.8% of all actual Larceny Theft cases founded. The offense with the highest clearance rate was Negligent Manslaughter; seventy cases were cleared, with 75 actual cases reported for the year, giving a 93.3% clearance rate. The lowest clearance rate was for Burglary having a 15.7% clearance rate.

Sedgwick County reported the highest clearance rate with 26.7% of its actual offenses being cleared. Of the seven counties with the largest population, Douglas County had the lowest clearance rate with only 14.2% of its cases being cleared.

CARGO-COUNTY LIST OF CLEARANCES OF CLASS I OFFENSES BY ADULTS
AND JUVENILES UNDER 18

KANSAS 1977

Table IV-1

COUNTY	Murder Non-Negligent Manslaughter	Negligent Manslaughter	Forcible Rape	Robbery	Aggravated Assault	Burglary	Larceny Theft	Motor Vehicle Theft	Total Class I Offenses
Douglas	5	0	9	20	79	96	355	44	608
Johnson	5	3	20	44	250	531	1,597	148	2,598
Leavenworth	4	0	1	10	98	139	206	28	486
Reno	1	0	5	16	37	122	354	64	599
Sedgwick	33	42	89	321	560	1,572	3,264	428	6,309
Shawnee	9	3	31	54	252	239	825	85	1,498
Wyandotte	17	10	47	106	464	340	1,270	74	2,328
All Others	37	12	59	92	831	1,518	3,930	614	7,093
Total	111	70	261	663	2,571	4,557	11,801	1,485	21,519

COUNTY LIST OF CLEARANCES OF CLASS I OFFENSES BY ADULTS
AND JUVENILES UNDER 18

Table IV-2

KANSAS 1977

COUNTY	Murder Non-Negligent Manslaughter	Negligent Manslaughter	Forcible Rape	Robbery	Aggravated Assault	Burglary	Larceny Theft	Motor Vehicle Theft	Total Class I Offenses
Allen	0	1	0	0	7	11	28	7	54
Anderson	0	0	0	2	0	4	4	1	11
Atchison	0	0	1	0	7	17	43	6	74
Barber	0	0	0	0	4	10	1	2	17
Barton	1	0	5	8	48	105	293	34	494
Bourbon	0	0	0	1	10	22	26	8	67
Brown	1	0	0	0	10	6	10	4	31
Butler	0	2	2	3	94	78	174	30	383
Chase	0	1	0	0	3	1	1	5	11
Chautauqua	0	0	0	0	1	2	2	0	5
Cherokee	0	0	1	2	1	17	14	17	52
Cheyenne	0	0	0	1	1	0	2	0	4
Clark	0	0	0	0	0	0	0	0	0
Clay	0	0	0	1	4	12	8	1	26
Cloud	0	0	0	0	10	3	31	5	49
Coffey	0	0	0	1	13	7	5	4	30
Comanche	0	0	0	0	0	0	1	0	1
Cowley	4	0	3	1	27	50	133	17	235
Crawford	0	0	2	3	24	49	140	32	250
Decatur	0	0	0	0	0	0	2	3	5
Dickinson	0	4	1	1	6	13	23	8	56
Doniphan	0	0	0	0	2	9	5	4	20
Douglas	5	0	9	20	79	96	355	44	608
Edwards	0	0	0	0	4	6	3	0	13
Elk	0	0	0	0	0	0	0	0	0
Ellis	2	1	2	1	10	11	121	3	151
Ellsworth	1	0	0	1	1	8	7	1	19
Finney	0	0	2	0	47	68	223	34	374
Ford	2	0	0	4	16	35	110	14	181
Franklin	0	0	1	0	19	42	170	26	258
Geary	2	0	8	16	35	66	358	11	496
Gove	0	0	0	0	0	2	6	0	8

53

COUNTY LIST OF CLEARANCES OF CLASS I OFFENSES BY ADULTS
AND JUVENILES UNDER 18

KANSAS 1977

(continued)

COUNTY	Murder		Forcible Rape	Robbery	Aggravated Assault	Burglary	Larceny Theft	Motor Vehicle Theft	Total Class I Offenses
	Non-Negligent Manslaughter	Negligent Manslaughter							
Graham	0	0	0	0	5	5	3	2	15
Grant	0	0	0	0	11	10	12	12	45
Gray	0	0	0	0	3	2	1	1	7
Greeley	0	0	1	0	3	0	1	0	5
Greenwood	0	0	0	0	0	4	9	2	15
Hamilton	0	0	0	0	3	8	6	5	22
Harper	0	0	0	0	10	4	4	1	19
Harvey	2	0	2	1	15	27	86	9	142
Haskell	0	0	0	0	0	0	0	1	1
Hodgeman	0	0	0	0	0	1	3	0	4
Jackson	0	0	1	1	2	6	5	2	17
Jefferson	0	0	3	0	5	10	21	4	43
Jewell	1	0	1	0	7	4	20	6	39
Johnson	5	3	20	44	250	531	1,597	148	2,598
Kearney	0	0	0	0	2	4	12	5	23
Kingman	0	0	0	0	2	20	13	1	36
Kiowa	0	0	0	0	3	3	13	4	23
Labette	0	0	0	1	3	8	31	8	51
Lane	0	0	0	0	0	0	0	0	0
Leavenworth	4	0	1	10	98	139	206	28	486
Lincoln	3	0	0	0	4	3	1	1	12
Linn	0	0	0	0	1	11	2	3	17
Logan	0	0	0	0	2	2	1	1	6
Lyon	3	0	4	4	23	58	215	15	322
Marion	0	1	1	1	5	15	48	7	78
Marshall	2	0	0	0	1	5	2	3	13
McPherson	1	0	0	0	0	0	2	1	4
Meade	0	0	0	0	9	1	6	1	17
Miami	0	0	2	1	14	23	54	21	115
Mitchell	0	0	0	0	4	10	31	2	47
Montgomery	1	0	0	5	38	54	159	22	279
Morris	0	0	0	0	3	19	0	0	22

COUNTY LIST OF CLEARANCES OF CLASS I OFFENSES BY ADULTS
AND JUVENILES UNDER 18

KANSAS 1977
(continued)

COUNTY	Murder Non-Negligent Manslaughter	Negligent Manslaughter	Forcible Rape	Robbery	Aggravated Assault	Burglary	Larceny Theft	Motor Vehicle Theft	Total Class I Offenses
Morton	0	0	0	0	2	1	1	0	4
Nemaha	0	0	0	0	10	13	6	1	30
Neosho	0	0	0	0	17	4	11	6	38
Ness	0	0	0	0	0	1	3	1	5
Norton	0	0	0	0	0	4	1	0	5
Osage	0	0	0	0	6	6	8	4	24
Osborne	1	0	1	0	1	6	4	0	13
Ottawa	0	0	0	1	0	2	1	1	5
Pawnee	1	0	1	1	11	2	6	4	26
Phillips	1	0	0	1	6	23	25	1	57
Pottawatomie	0	0	1	0	7	10	9	1	28
Pratt	0	0	0	0	24	25	45	9	103
Rawlins	0	0	0	2	0	4	0	0	6
Reno	1	0	5	16	37	122	354	64	599
Republic	0	0	0	0	4	20	17	5	46
Rice	0	0	0	0	6	8	9	7	30
Riley	2	0	7	7	33	152	303	21	525
Rooks	0	0	0	0	1	10	3	2	16
Rush	0	0	0	1	0	2	0	1	4
Russell	0	0	0	1	10	5	29	1	36
Saline	4	0	3	9	21	99	327	37	500
Scott	0	0	1	0	6	10	23	7	47
Sedgwick	33	42	89	321	560	1,572	3,264	428	6,309
Seward	1	0	0	2	7	37	115	23	185
Shawnee	9	3	31	54	252	239	825	85	1,498
Sheridan	0	0	0	0	1	4	3	4	12
Sherman	0	0	0	2	8	2	64	2	78
Smith	0	1	0	0	0	3	3	2	9
Stafford	0	1	0	0	0	3	9	3	16
Stanton	0	0	0	0	1	1	17	1	20
Stevens	0	0	1	0	6	4	2	10	23
Sumner	0	0	0	2	12	39	73	12	138

COUNTY LIST OF CLEARANCES OF CLASS I OFFENSES BY ADULTS
AND JUVENILES UNDER 18

KANSAS 1977
(continued)

COUNTY	Murder Non-Negligent Manslaughter	Negligent Manslaughter	Forcible Rape	Robbery	Aggravated Assault	Burglary	Larceny Theft	Motor Vehicle Theft	Total Class I Offenses
Thomas	0	0	1	1	22	8	29	16	77
Trego	0	0	0	0	5	4	27	2	38
Wabaunsee	0	0	0	0	0	7	4	4	15
Wallace	0	0	0	0	2	1	0	0	3
Washington	0	0	0	0	1	3	2	0	6
Wichita	0	0	0	1	5	2	1	1	10
Wilson	1	0	0	1	12	19	37	6	76
Woodson	0	0	0	0	2	3	8	2	15
Wyandotte	17	10	47	106	464	340	1,270	74	2,328
Total	111	70	261	663	2,571	4,557	11,801	1,485	21,519

CARGO-COUNTY LIST OF CLEARANCES OF CLASS I OFFENSES BY JUVENILES UNDER 13

Table IV-3

KANSAS 1977
(continued)

COUNTY	Murder Non-Negligent Manslaughter	Negligent Manslaughter	Forcible Rape	Robbery	Aggravated Assault	Burglary	Larceny Theft	Motor Vehicle Theft	Total Class I Offenses
Douglas	1	0	0	0	5	12	70	7	95
Johnson	0	0	3	6	34	165	610	60	878
Leavenworth	1	0	0	3	8	70	64	5	151
Reno	0	0	1	4	2	19	111	27	164
Sedgwick	3	7	9	76	74	560	1,370	196	2,295
Shawnee	1	1	1	17	31	67	263	29	410
Wyandotte	2	1	3	7	35	89	394	20	551
All Others	4	1	9	20	84	503	1,207	250	2,078
Total	12	10	26	133	273	1,485	4,089	594	6,622

COUNTY LIST OF CLEARANCES OF CLASS I OFFENSES BY JUVENILES UNDER 18

KANSAS 1977

Table IV-4

COUNTY	Murder Non-Negligent Manslaughter	Negligent Manslaughter	Forcible Rape	Robbery	Aggravated Assault	Burglary	Larceny Theft	Motor Vehicle Theft	Class I Offenses
Allen	0	0	0	0	0	5	12	2	19
Anderson	0	0	0	0	0	2	2	1	5
Atchison	0	0	0	0	2	3	19	3	27
Barber	0	0	0	0	0	9	0	1	10
Barton	0	0	1	2	6	22	25	10	66
Bourbon	0	0	0	0	0	13	12	5	30
Brown	0	0	0	0	0	1	6	0	7
Butler	0	1	0	0	13	34	60	8	116
Chase	0	0	0	0	0	0	0	1	1
Chautauqua	0	0	0	0	0	0	1	0	1
Cherokee	0	0	0	2	1	14	3	7	27
Cheyenne	0	0	0	0	0	0	0	0	0
Clark	0	0	0	0	0	0	0	0	0
CS Clay	0	0	0	0	1	9	5	0	15
Cloud	0	0	0	0	1	1	13	0	15
Coffey	0	0	0	0	2	1	1	3	7
Comanche	0	0	0	0	0	0	0	0	0
Cowley	0	0	1	1	3	16	63	4	88
Crawford	0	0	0	2	3	22	49	20	96
Decatur	0	0	0	0	0	0	0	0	0
Dickinson	0	0	0	0	1	2	7	3	13
Doniphan	0	0	0	0	0	7	0	4	11
Douglas	1	0	0	0	5	12	70	7	95
Edwards	0	0	0	0	0	1	0	0	1
Elk	0	0	0	0	0	0	0	0	0
Ellis	0	0	1	0	0	2	45	1	49
Ellsworth	0	0	0	1	0	3	4	1	9
Finney	0	0	0	0	2	37	79	14	132
Ford	0	0	0	1	0	0	1	6	8
Franklin	0	0	0	0	2	5	15	4	26
Geary	0	0	1	1	0	10	58	0	70
Gove	0	0	0	0	0	0	1	0	1

COUNTY LIST OF CLEARANCES OF CLASS I OFFENSES BY JUVENILES UNDER 18

KANSAS 1977

(continued)

COUNTY	Murder Non-Negligent Manslaughter	Negligent Manslaughter	Forcible Rape	Robbery	Aggravated Assault	Burglary	Larceny Theft	Motor Vehicle Theft	Total Class I Offenses
Graham	0	0	0	0	0	1	2	0	3
Grant	0	0	0	0	1	4	3	2	10
Gray	0	0	0	0	0	0	1	0	1
Greeley	0	0	0	0	0	0	0	0	0
Greenwood	0	0	0	0	0	0	2	2	4
Hamilton	0	0	0	0	0	5	2	1	8
Harper	0	0	0	0	1	1	2	1	5
Harvey	0	0	1	0	3	8	37	8	57
Haskell	0	0	0	0	0	0	0	0	0
Hodgeman	0	0	0	0	0	0	0	0	0
Jackson	0	0	0	0	0	2	0	1	3
Jefferson	0	0	0	0	0	6	10	0	16
Jewell	1	0	1	0	0	1	3	4	10
Johnson	0	0	3	6	34	165	610	60	878
Kearny	0	0	0	0	1	1	3	1	6
Kingman	0	0	0	0	0	14	4	1	19
Kiowa	0	0	0	0	0	1	0	1	2
Labette	0	0	0	0	0	0	6	4	10
Lane	0	0	0	0	0	0	0	0	0
Leavenworth	1	0	0	3	8	70	64	5	151
Lincoln	0	0	0	0	1	2	0	1	4
Linn	0	0	0	0	0	1	0	1	2
Logan	0	0	0	0	1	1	0	1	3
Lyon	0	0	2	0	2	23	73	8	108
Marion	0	0	0	0	3	4	23	4	34
Marshall	2	0	0	0	0	0	0	0	2
McPherson	0	0	0	0	0	0	0	0	0
Meade	0	0	0	0	0	1	0	0	1
Miami	0	0	0	1	2	8	13	3	27
Mitchell	0	0	0	0	0	1	3	2	6
Montgomery	0	0	0	3	1	17	61	11	93
Morris	0	0	0	0	0	10	0	0	10

COUNTY LIST OF CLEARANCES OF CLASS I OFFENSES BY JUVENILES UNDER 18

KANSAS 1977
(continued)

COUNTY	Murder		Forcible Rape	Robbery	Aggravated Assault	Burglary	Larceny Theft	Motor Vehicle Theft	Total Class I Offenses
	Non-Negligent Manslaughter	Negligent Manslaughter							
Morton	0	0	0	0	0	0	0	0	0
Nemaha	0	0	0	0	1	3	3	0	7
Neosho	0	0	0	0	1	1	5	1	8
Ness	0	0	0	0	0	1	2	0	3
Norton	0	0	0	0	0	1	0	0	1
Osage	0	0	0	0	0	2	0	0	2
Osborne	0	0	0	0	0	5	1	0	6
Ottawa	0	0	0	0	0	0	1	1	2
Pawnee	1	0	0	0	1	1	1	2	6
Phillips	0	0	0	0	1	6	5	0	12
Pottawatomie	0	0	0	0	0	0	3	1	4
Pratt	0	0	0	0	1	9	5	4	19
Rawlins	0	0	0	0	0	0	0	0	0
Reno	0	0	1	4	2	19	111	27	164
Republic	0	0	0	0	1	4	3	1	9
Rice	0	0	0	0	0	4	8	5	17
Riley	0	0	1	0	6	22	103	5	137
Rooks	0	0	0	0	0	1	1	1	3
Rush	0	0	0	0	0	0	0	0	0
Russell	0	0	0	0	1	0	5	0	6
Saline	0	0	0	5	5	34	164	24	232
Scott	0	0	0	0	3	7	6	3	19
Sedgwick	3	7	9	76	74	560	1,370	196	2,295
Seward	0	0	0	0	2	29	28	19	78
Shawnee	1	1	1	17	31	67	263	29	410
Sheridan	0	0	0	0	0	0	0	1	1
Sherman	0	0	0	0	4	2	30	2	38
Smith	0	0	0	0	0	3	1	1	5
Stafford	0	0	0	0	0	2	8	3	13
Stanton	0	0	0	0	0	0	2	0	2
Stevens	0	0	0	0	0	0	0	6	6
Sumner	0	0	0	1	0	19	62	10	92

60

COUNTY LIST OF CLEARANCES OF CLASS I OFFENSES BY JUVENILES UNDER 18

KANSAS 1977

(continued)

COUNTY	Murder Non-Negligent Manslaughter	Negligent Manslaughter	Forcible Rape	Robbery	Aggravated Assault	Burglary	Larceny Theft	Motor Vehicle Theft	Total Class I Offenses
Thomas	0	0	0	0	1	5	5	1	12
Trego	0	0	0	0	0	0	9	0	9
Wabaunsee	0	0	0	0	0	1	1	1	3
Wallace	0	0	0	0	0	0	0	0	0
Washington	0	0	0	0	0	2	0	0	2
Wichita	0	0	0	0	0	0	0	1	1
Wilson	0	0	0	0	3	7	15	2	27
Woodson	0	0	0	0	0	1	1	0	2
Wyandotte	2	1	3	7	35	89	394	20	551
Total	12	10	26	133	273	1,485	4,089	594	6622

CLEARANCE RATE OF CLASS I OFFENSES

1977

Table IV-5

OFFENSE	Number of Class I Offenses	Number of Class I Clearances	Percent of Clearances to Offenses
Murder Non-Negligent Manslaughter	151	111	73.5
Negligent Manslaughter	75	70	93.3
Forcible Rape	509	261	51.3
Robbery	2333	663	28.4
Aggravated Assault	4144	2,571	62.0
Burglary	28,968	4,557	15.7
Larceny Theft	62,642	11,801	18.8
Motor Vehicle Theft	5594	1,485	26.5
Class I Total	104,416	21,519	20.6

1977 CARGO-COUNTY CLEARANCE RATE OF CLASS I OFFENSES

Table IV-6

Offense	Actual Class I Offenses	Clearances of Class I Offenses	Percent of Offenses Cleared
Douglas	4270	608	14.2
Johnson	11381	2,598	22.8
Leavenworth	2120	486	22.9
Reno	3309	599	18.1
Sedgwick	23594	6,309	26.7
Shawnee	9416	1,498	15.9
Wyandotte	15936	2,328	14.6
All Others	34390	7,093	20.6
Total	104416	21,519	20.6

SECTION V

ARRESTS

BY

AGE, SEX, RACE, AND OFFENSE

1977

SECTION V

PART A

ARRESTS BY AGE AND SEX

1977

1977 ARRESTS BY TYPE OF OFFENSE, GENDER AND STATUS OF OFFENDER

Of the 75,173 arrests in 1977, 67.70% of the total were committed by adults and 32.30% by juveniles. The largest share of adult arrests fall into the All Other Offenses category with 9,712 adult arrests being made. The Larceny Theft category shows the largest number of juvenile referrals with 5,035 referrals.

Males comprised 80% of all arrests; naturally, females had the remaining 20%. Male arrests, as can be seen from the accompanying graph, were in close proximity and determined the shape of the Total Arrests curve. The number of males referred outnumbered females referred by about three to one in the juvenile population and by about five to one in the adult population. Of the 35 chargeable offenses, Larceny Theft had the highest number of juvenile male participants with 3,489 referrals being made. The largest number of juvenile female referrals were, however, Runaways totaling 2,712. More adult males were arrested for DWI than any other offense with 8,048 arrests. The largest number of adult females were arrested for Larceny Theft with 2,075 arrests.

Table V-1

1977 Arrests By Type Of Offense, Gender and Status Of Offender With Percentages To Total Arrests

OFFENSE	Juvenile				Adult				Offense Total
	Male	Female	Total	% Offenses	Male	Female	Total	% Offenses	
Murder Non-Negligent Manslaughter	12	0	12	0.02	83	10	93	0.12	105
Negligent Manslaughter	5	3	8	0.01	16	2	18	0.02	26
Forcible Rape	28	3	31	0.04	180	1	181	0.24	212
Robbery	157	4	161	0.21	516	29	545	0.72	706
Aggravated Assault	270	57	327	0.43	1222	140	1362	1.81	1689
Burglary	1603	125	1728	2.30	1842	105	1947	2.59	3675
Larceny Theft	3489	1546	5035	6.70	3605	2075	5680	7.55	10,715
Motor Vehicle Theft	824	64	888	1.18	503	41	544	0.72	1432
Other Assaults	832	212	1044	1.39	3180	496	3676	4.90	4720
Arson	73	3	76	0.10	62	16	78	0.10	154
Forgery	96	67	163	0.22	380	177	557	0.74	720
Fraud	53	33	86	0.11	1443	746	2189	2.91	2275
Embezzlement	28	8	36	0.05	77	19	96	0.13	132
Stolen Property	122	16	138	0.18	301	37	338	0.45	476
Vandalism	1581	147	1728	2.30	858	111	969	1.29	2697
Weapons	173	14	187	0.25	684	67	751	1.00	938
Prostitution	0	5	5	0.01	94	125	219	0.29	224
Other Sex Offenses	125	12	137	0.18	331	6	337	0.45	474
Sale-Narcotics	4	0	4	0.00	84	22	106	0.14	110
Possession-Narcotics	11	2	13	0.02	82	18	100	0.13	113

Continued on next page

1977 Arrests By Type Of Offense, Gender and Status Of Offender With Percentages To Total Arrests

OFFENSE	Juvenile				Adult				Offense Total
	Male	Female	Total	Total % Offenses	Male	Female	Total	Total % Offenses	
Sale-Marijuana	121	16	137	.18	302	52	354	.47	491
Possession-Marijuana	881	215	1096	1.46	1991	233	2224	2.69	3320
Sale-Synthetic Narcotics	6	4	10	0.01	45	7	52	0.07	62
Possession-Synthetic Narcotics	10	8	18	0.02	48	9	57	0.07	75
Possession-Other	29	6	35	0.05	164	42	206	0.27	241
Sale-Other	11	5	16	0.02	36	5	41	0.05	57
Bookmaking	0	0	0	0.00	13	0	13	0.02	13
Numbers & Lottery	1	0	1	0.00	5	1	6	0.01	7
Gambling-Other	4	1	5	0.01	170	22	192	0.25	197
Offenses-Family	10	6	16	0.02	134	57	191	0.25	207
DWI	241	38	279	0.37	8048	694	8742	11.63	9021
Liquor Violations	749	264	1013	1.35	2294	235	2529	3.36	3542
Drunkenness	92	16	108	0.14	1296	119	1415	1.88	1523
Disorderly Conduct	873	203	1076	1.43	4307	724	5031	6.69	6107
Vagrancy	61	58	119	.16	171	18	189	0.25	308
All Other Offenses	2043	683	2726	3.63	8031	1681	9712	12.92	12,438
Suspicion	30	13	43	.06	135	17	152	0.20	195
Curfew-Loitering	788	274	1062	1.41	0	0	0	0.00	1062
Runaways	2002	2712	4714	6.27	0	0	0	0.00	4714
Total	17,438	6845	24,281	32.30	42,733	8159	50,892	67.70	75,173

1977 ARRESTS BY TYPE OF OFFENSE AND AGE OF OFFENDER

The 1977 arrests by age show the age by age breakdowns for all 39 offenses. Ultimately we have an age distribution for all 75,173 arrests. The 25-29 age group showed the largest number of arrests with 8,393 reported. One must note, however, that this classification contains five different age designations. The average per-age arrests for this classification is 1,679. When this is taken into consideration the 16 year old had the largest number of referrals overall with 5,876. The 16 year old had the largest number of referrals (1,041) in the Larceny Theft category. The 45+ age group contained the next largest number of arrests, but again it must be remembered that this age group contains everyone 45 years of age and older. It is most likely a small number of average per-age arrests would be contained within this grouping. The 17 year old had only 84 less referrals than the 16 year old with 5788 being reported. The Under 11 age group contained the least number of referrals overall with only 1108 being reported.

Because of the grouping of some ages (25-29, 30-34, 35-39, 40-44 and 45+), it is difficult to give a complete analysis of total arrests by age. One can observe, however, that referrals rose from the low point of the Under 11 age group to a peak at the 16 year old age. Thereafter, an overall decrease in total arrests begins until the 25-29 bracket starts the trend upwards again. But 5 ages are contained in this bracket and the average per-age arrests therein are 1,679, thus continuing our downward trend. The remaining ages are bracketed also and continue to average out to a decreasing number of arrests.

Table V-2

1977 Arrests Totals By Type of Offense and Age of Offender

OFFENSE	AGE																				Total
	Under 11	11-12	13-14	15	16	17	Un-Known	18	19	20	21	22	23	24	25-29	30-34	35-39	40-44	45+	Un-Known	
Murder Non-Negligent Manslaughter	0	0	1	1	7	3	0	4	5	1	6	8	3	2	26	9	11	4	13	1	105
Negligent Manslaughter	0	1	0	1	2	4	0	1	2	1	1	1	1	2	4	0	0	3	2	0	26
Forcible Rape	0	0	5	5	9	12	0	18	14	20	26	17	15	8	37	13	9	3	1	0	212
Robbery	1	7	20	16	46	71	0	86	64	58	65	34	33	30	108	29	23	9	6	0	706
Aggravated Assault	22	16	51	48	83	107	0	90	107	106	102	97	77	64	259	158	108	63	131	0	1689
Burglary	96	152	341	318	424	397	0	368	256	260	192	148	114	80	302	109	38	34	46	0	3675
Larceny Theft	312	488	1223	853	1041	1118	0	824	662	591	451	372	274	272	823	448	269	186	508	0	10,715
Motor Vehicle Theft	6	31	214	231	227	179	0	108	74	55	55	24	35	31	82	24	19	18	19	0	1432
Other Assaults	75	95	235	158	229	252	0	294	274	309	308	239	213	202	709	387	263	194	284	0	4720
Arson	14	11	16	15	8	12	0	10	10	11	5	9	4	0	9	8	5	2	5	0	154
Forgery	2	10	16	32	46	57	0	54	72	62	45	42	26	34	97	49	27	18	31	0	720
Fraud	0	6	11	4	26	39	0	97	162	162	158	126	141	133	462	274	166	120	188	0	2275
Embezzlement	0	1	3	5	15	12	0	11	13	3	6	5	9	4	22	9	5	4	5	0	132
Stolen Property	5	10	26	21	32	44	0	47	36	33	30	23	26	9	61	20	13	21	19	0	476
Vandalism	277	248	366	295	259	283	0	157	104	72	89	68	57	43	158	99	48	31	43	0	2697
Weapons	1	15	39	31	53	48	0	59	52	44	59	57	57	36	151	84	51	31	70	0	938
Prostitution	0	0	0	0	2	3	0	16	19	28	36	21	20	17	37	9	7	5	4	0	224
Other Sex Offenses	5	14	40	26	29	23	0	20	23	21	17	23	15	15	60	38	38	15	52	0	474
Sale-Narcotics	0	0	0	2	0	2	0	2	4	6	15	10	9	5	34	10	0	2	9	0	110
Sale-Marijuana	0	1	23	27	32	54	0	60	62	39	31	30	22	17	68	17	4	2	1	1	491

Continued on next page

1977 Arrests Totals By Type of Offense and Age of Offender

OFFENSE	AGE																			Total	
	Under 11	11-12	13-14	15	16	17	Un-known	18	19	20	21	22	23	24	25-29	30-34	35-39	40-44	45+		
Sale-Synthetic Narcotics	0	0	1	3	1	5	0	2	8	4	9	4	6	4	11	3	0	1	0	0	62
Sale-Other	0	0	4	3	3	6	0	7	6	7	4	4	5	1	5	2	0	0	0	0	57
Possession-Narcotics	0	0	0	2	2	9	0	7	9	9	10	7	7	9	27	9	1	0	5	0	113
Possession-Marijuana	0	11	158	197	299	431	0	366	355	304	262	200	152	114	329	93	19	18	12	0	3320
Possession-Synthetic Narcotics	0	1	0	4	6	7	0	6	9	5	7	12	4	4	2	5	3	0	0	0	75
Possession-Other	0	1	4	5	14	11	0	16	27	32	13	9	17	20	45	16	1	4	6	0	241
Bookmaking	0	0	0	0	0	0	0	0	1	1	1	1	0	1	4	1	0	1	2	0	13
Numbers & Lottery	0	1	0	0	0	0	0	0	0	1	0	0	0	0	1	1	1	0	2	0	7
Gambling-Other	0	0	0	0	4	1	0	5	3	3	4	3	7	3	25	22	24	10	83	0	197
Offenses-Family	6	1	3	1	1	4	0	8	13	7	12	11	9	6	39	34	22	12	18	0	207
DWI	0	0	2	16	76	185	0	449	428	448	419	392	340	318	1337	960	790	674	2187	0	9021
Liquor Violations	2	8	64	167	304	468	0	411	348	222	187	162	144	111	324	159	130	81	250	0	3542
Drunkenness	1	1	15	20	22	49	0	59	82	70	67	51	51	46	162	154	120	125	428	0	1528
Disorderly Conduct	51	110	214	168	247	286	0	454	413	449	422	327	303	202	891	479	312	285	494	0	6107
Vagrancy	0	3	19	34	34	29	0	14	14	12	13	11	8	8	25	20	7	13	44	0	308
All Other Offenses	124	147	569	521	697	668	0	818	863	834	756	668	636	480	1630	921	633	500	973	0	12,438
Suspicion	0	2	9	4	12	12	4	29	23	15	13	7	6	4	27	7	5	4	12	0	195
Curfew-Loitering	7	34	207	231	299	284	0	0	0	0	0	0	0	0	0	0	0	0	0	0	1062
Runaways	101	197	1262	1260	1281	613	0	0	0	0	0	0	0	0	0	0	0	0	0	0	4714
Total	1108	1623	5161	4725	5872	5788	4	4977	4617	4305	3896	3223	2846	2335	8393	4678	3172	2493	5953	2	75,173

Table V-3

RECAP OF 1977 CARGO-COUNTY LIST OF ARRESTS BY AGE AND SEX OF OFFENDER

County	Under 11	11-12	13-14	15	16	17	Juvenile Total	18	19	20	21	22	23	24	25-29	30-34	35-39	40-44	45+	Un-known	Adult Total	County Total
<u>FFEMALES</u>																						
Douglas	2	8	41	39	44	23	157	40	44	33	26	16	16	16	44	24	14	11	24	0	308	465
Johnson	8	37	189	221	225	176	856	83	74	86	57	52	67	44	199	111	73	47	104	0	997	1853
Leavenworth	2	4	9	11	12	9	47	11	14	8	2	8	7	16	25	5	7	4	8	0	115	162
Reno	4	10	32	51	41	40	178	15	28	15	6	8	7	5	28	19	14	14	9	0	163	346
Sedgwick	61	112	578	398	417	311	1878	121	114	122	77	54	76	57	200	98	74	48	96	0	1137	3015
Shawnee	12	31	89	114	136	147	529	66	50	50	38	33	25	37	82	54	27	24	47	0	533	1062
Wyandotte	45	47	255	187	208	120	862	79	107	97	97	92	74	70	241	215	100	91	108	0	1371	2233
All Others	74	126	539	571	576	450	2336	303	330	268	254	206	187	192	552	334	302	219	382	1	3530	5866
Total	208	376	1732	1592	1659	1276	6843	718	761	679	557	469	459	437	1371	860	611	458	778	1	8159	15,002
<u>MALES</u>																						
Douglas	10	6	51	80	72	68	297	136	152	179	118	127	91	84	292	105	74	68	114	0	1540	1837
Johnson	78	138	378	407	621	655	2277	568	528	486	432	326	275	256	826	483	271	182	450	0	5083	7360
Leavenworth	1	8	45	67	77	84	282	49	44	52	40	26	39	24	102	66	26	36	175	0	679	961
Reno	18	35	104	112	122	150	541	101	89	89	85	55	68	65	165	102	58	38	126	0	1041	1582
Sedgwick	282	357	1030	794	975	817	4255	565	463	373	318	301	272	211	839	398	275	222	487	1	4725	8980
Shawnee	46	76	171	190	258	281	1022	238	160	187	177	118	127	98	329	231	136	133	297	0	2231	3253
Wyandotte	110	140	397	271	406	374	1698	579	480	589	578	483	432	301	1447	778	522	376	754	0	7319	9017
All Others	355	487	1243	1212	1682	2087	7066	2023	1940	1671	1591	1318	1083	859	3022	1657	1200	979	2772	0	20,115	27,181
Total	900	1247	3429	3133	4213	4516	17,438	4259	3856	3626	3339	2754	2387	1898	7022	3820	2562	2034	5175	1	42,733	60,171
GRAND TOTAL	1108	1623	5161	4725	5872	5788	24,281	4977	4617	4305	3896	3223	2846	2335	8393	4680	3172	2493	5953	2	50,892	75,173

COMPARISON OF 1977 ARRESTS BY AGE AND SEX OF OFFENDER
 Chart V-3A

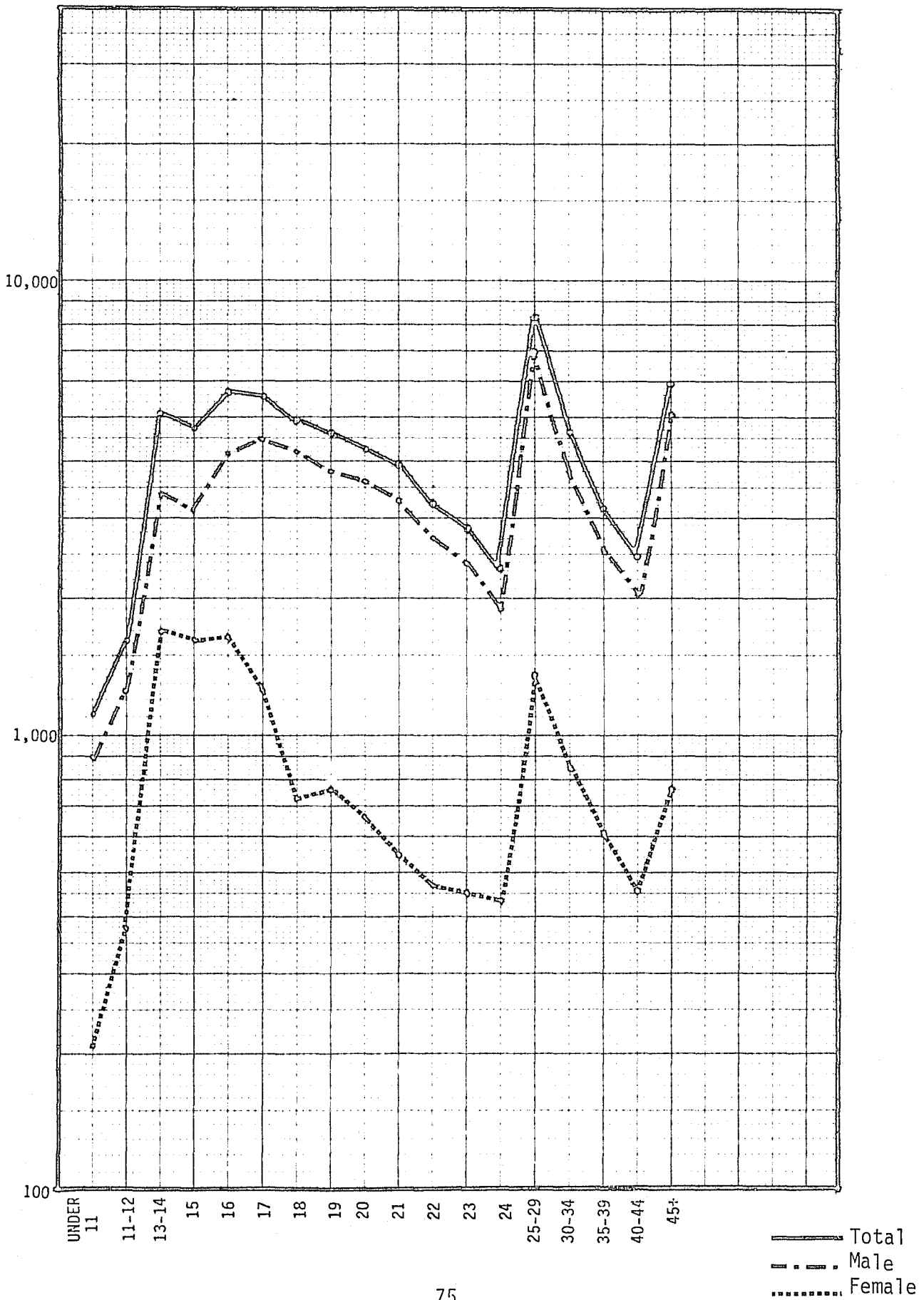


Table V-3A 1

1977 Cargo-County List Of Arrests By Age And Sex Of Offender
DOUGLAS COUNTY - MALES

OFFENSE	AGE																				Total
	Under 11	11-12	13-14	15	16	17	Un-Known	18	19	20	21	22	23	24	25-29	30-34	35-39	40-44	45+	Un-Known	
Murder Non-Negligent Manslaughter	0	0	1	0	0	0	0	0	0	0	0	1	0	0	1	0	0	0	1	0	4
Negligent Manslaughter	0	0	0	0	0	0	0	0	0	0	0	0	0	0	0	0	0	0	0	0	0
Forcible Rape	0	0	0	1	1	0	0	5	1	0	2	0	0	0	2	0	0	0	0	0	12
Robbery	0	0	0	0	1	0	0	3	3	2	2	1	3	2	5	0	1	0	0	0	23
Aggravated Assault	0	0	0	1	0	2	0	6	9	4	5	8	5	4	6	1	2	0	6	0	59
Burglary	0	0	3	5	6	6	0	9	11	7	4	10	2	3	7	0	1	2	0	0	76
Larceny Theft	1	2	15	15	13	18	0	21	27	25	16	12	8	15	25	5	2	6	7	0	233
Motor Vehicle Theft	0	0	4	12	1	2	0	4	2	2	1	1	4	2	3	0	0	2	0	0	40
Other Assaults	0	0	0	2	7	1	0	5	11	23	9	4	6	5	8	7	2	1	3	0	94
Arson	2	0	0	0	0	0	0	1	2	1	0	1	0	0	0	0	0	1	0	0	8
Forgery	0	0	0	0	0	0	0	0	1	0	1	1	2	0	1	0	0	0	0	0	6
Fraud	0	0	0	0	1	0	0	2	4	2	2	1	1	1	2	0	0	1	1	0	18
Embezzlement	0	0	0	0	0	0	0	0	0	0	0	0	0	0	0	1	0	0	0	0	1
Stolen Property	0	0	2	0	0	4	0	1	4	9	1	1	1	0	2	1	0	0	0	0	17
Vandalism	6	1	5	5	2	1	0	6	2	3	0	3	2	4	4	2	1	0	0	0	47
Weapons	0	0	0	0	1	0	0	0	0	0	0	0	0	0	0	0	0	0	0	0	1
Prostitution	0	0	0	0	0	0	0	0	0	0	0	0	0	0	0	0	0	0	0	0	0
Other Sex Offenses	0	0	0	1	0	0	0	0	0	2	2	1	0	0	0	1	4	0	0	0	11
Sale-Narcotics	0	0	0	0	0	0	0	0	0	0	1	0	0	0	0	0	0	0	0	0	1
Sale-Marijuana	0	0	0	0	0	1	0	1	1	1	0	0	3	0	3	0	0	0	0	0	10

Continued on next page

1977 Cargo-County List Of Arrests By Age And Sex Of Offender

DOUGLAS COUNTY - MALES (Continued)

OFFENSE	AGE																			Total		
	Under 11	11-12	13-14	15	16	17	Un Known	18	19	20	21	22	23	24	25-29	30-34	35-39	40-44	45+		Un-Kn	
Sale-Synthetic Narcotics	0	0	0	0	0	0	0	0	0	0	0	0	0	0	0	0	0	0	0	0	0	0
Sale-Other	0	0	0	0	0	0	0	0	0	0	0	0	0	0	0	0	0	0	0	0	0	0
Possession-Narcotics	0	0	0	0	0	0	0	0	0	0	0	0	0	0	0	0	0	0	0	0	0	0
Possession-Marijuana	0	0	0	0	0	2	0	2	9	4	2	1	3	0	8	0	0	1	0	0	0	32
Possession-Synthetic Narcotics	0	0	0	0	0	0	0	0	0	0	0	0	1	0	0	0	0	0	0	0	0	1
Possession-Other	0	0	0	0	0	0	0	0	0	0	0	0	0	0	0	0	0	0	0	0	0	0
Bookmaking	0	0	0	0	0	0	0	0	0	0	0	0	0	0	0	0	0	0	0	0	0	0
Numbers & Lottery	0	0	0	0	0	0	0	0	0	0	0	0	0	0	0	0	0	0	0	0	0	0
Gambling-Other	0	0	0	0	0	0	0	0	0	0	0	0	0	0	0	0	0	0	0	0	0	0
Offenses-Family	0	0	0	1	1	0	0	0	0	0	1	0	0	0	0	1	0	2	1	0	0	7
DWI	0	0	0	0	0	8	0	15	22	27	14	26	14	14	67	37	25	20	45	0	0	334
Liquor Violations	0	0	0	0	1	2	0	0	0	0	0	0	1	0	0	0	0	0	1	0	0	5
Drunkenness	0	0	0	0	0	0	0	0	2	0	0	0	0	0	0	0	0	0	0	0	0	2
Disorderly Conduct	0	0	2	0	0	3	0	14	15	23	11	8	5	8	23	7	9	11	6	0	0	145
Vagrancy	0	0	0	0	0	0	0	0	0	0	2	3	0	0	0	0	0	0	0	0	0	5
All Other Offenses	1	1	10	17	8	5	0	40	26	53	42	44	30	26	123	42	27	21	41	0	0	557
Suspicion	0	0	0	0	1	0	0	1	0	0	0	0	0	0	2	0	0	0	2	0	0	6
Curfew-Loitering	0	0	0	2	7	0	0	0	0	0	0	0	0	0	0	0	0	0	0	0	0	9
Runaways	0	2	19	18	21	13	0	0	0	0	0	0	0	0	0	0	0	0	0	0	0	73
Total	10	6	61	80	72	68	0	136	152	179	118	127	91	84	292	105	74	68	114	0	1837	

Table V-3A 2

1977 Cargo - County List of Arrests by Age and Sex of Offender
JOHNSON COUNTY - MALES

OFFENSE	AGE																				Total
	Under 11	11-12	13-14	15	16	17	Un- Known	18	19	20	21	22	23	24	25-29	30-34	35-39	40-44	45+	Un- Known	
Murder Non-Negligent Manslaughter	0	0	0	0	0	0	0	0	0	1	0	0	1	0	0	1	0	0	0	0	3
Negligent Manslaughter	0	0	0	0	0	1	0	0	0	0	0	0	0	0	1	0	0	1	0	0	3
Forcible Rape	0	0	1	0	0	1	0	0	0	1	0	0	0	0	3	1	0	0	0	0	7
Robbery	0	0	2	0	2	5	0	6	5	2	3	3	4	1	3	1	3	0	0	0	40
Aggravated Assault	1	4	7	4	10	14	0	6	3	8	5	3	4	6	21	12	6	9	9	0	132
Burglary	5	16	30	31	39	42	0	16	10	13	13	6	2	5	22	8	1	1	0	0	260
Larceny Theft	22	35	80	61	95	101	0	67	33	41	32	24	12	19	56	34	10	12	23	0	757
Motor Vehicle Theft	0	2	10	13	18	15	0	4	5	2	2	2	1	2	5	5	4	0	0	0	90
Other Assaults	2	9	6	11	14	20	0	31	34	35	25	16	14	18	50	36	21	14	34	0	390
Arson	2	0	3	0	0	1	0	0	2	2	0	0	1	0	1	0	1	0	0	0	13
Forgery	0	0	3	1	4	2	0	5	5	3	4	0	1	0	7	1	0	1	3	0	40
Fraud	0	0	0	0	0	6	0	4	5	14	12	7	9	11	29	27	12	6	12	0	154
Embezzlement	0	0	0	0	0	0	0	0	0	0	0	0	0	0	0	0	0	0	0	0	0
Stolen Property	0	2	1	5	7	4	0	3	1	0	3	1	1	1	3	0	1	0	0	0	33
Vandalism	24	22	34	37	51	49	0	17	6	4	5	3	5	9	22	6	3	2	9	0	308
Weapons	0	2	5	6	8	3	0	10	10	5	3	4	4	1	18	5	2	1	3	0	90
Prostitution	0	0	0	0	0	0	0	3	0	1	1	0	0	1	0	0	0	0	0	0	6
Other Sex Offenses	0	0	3	3	3	3	0	4	2	1	3	3	1	1	13	5	4	3	4	0	56
Sale-Narcotics	0	0	0	0	0	1	0	0	0	0	1	0	0	1	0	0	0	0	0	0	3
Sale-Marijuana	0	1	7	5	13	14	0	4	0	2	2	4	0	1	4	3	0	0	0	0	60

Continued on next page

1977 Cargo - County List of Arrests by Age and Sex of Offender
JOHNSON COUNTY - MALES (continued)

OFFENSE	AGE																				Total
	Under 11	11-12	13-14	15	16	17	Un Known	18	19	20	21	22	23	24	25-29	30-34	35-39	40-44	45+	Un-Know	
Sale-Synthetic Narcotics	0	0	0	0	0	0	0	1	1	0	0	2	1	0	2	0	0	0	0	0	7
Sale-Other	0	0	0	1	0	0	0	1	1	1	1	0	2	0	3	1	0	0	0	0	11
Possession-Narcotics	0	0	0	0	1	2	0	2	2	2	3	1	1	2	3	1	0	0	0	0	20
Possession-Marijuana	0	1	10	25	63	63	0	30	29	38	26	12	6	6	23	2	2	1	0	0	337
Possession-Synthetic Narcotics	0	0	0	0	0	0	0	1	3	1	1	1	0	0	0	0	0	0	0	0	8
Possession-Other	0	1	0	1	4	3	0	2	0	2	0	0	0	0	2	2	0	0	0	0	17
Bookmaking	0	0	0	0	0	0	0	0	0	0	0	0	0	0	0	0	0	0	0	0	0
Numbers & Lottery	0	0	0	0	0	0	0	0	0	0	0	0	0	0	0	0	0	0	0	0	0
Gambling-Other	0	0	0	0	0	0	0	0	0	0	1	0	0	0	0	0	0	0	0	0	1
Offenses-Family	0	0	0	0	0	0	0	0	2	0	1	0	0	1	4	4	1	2	2	0	17
DWI	0	0	0	4	10	41	0	51	53	45	50	29	31	34	144	108	82	53	179	0	914
Liquor Violations	1	1	18	28	63	76	0	75	85	35	23	25	25	17	49	15	6	3	12	0	557
Drunkenness	1	0	6	8	7	10	0	12	4	12	4	6	2	2	14	9	5	5	30	0	137
Disorderly Conduct	0	1	11	9	16	21	0	36	41	32	19	19	16	12	32	25	9	10	21	0	330
Vagrancy	0	0	0	0	0	0	0	0	1	0	0	0	0	0	0	1	0	1	0	0	3
All Other Offenses	9	21	75	77	88	115	0	177	185	183	189	155	131	105	292	170	97	57	109	0	2235
Suspicion	0	0	0	0	0	0	0	0	0	0	0	0	0	0	0	0	0	0	0	0	0
Curfew-Loitering	0	0	0	0	0	0	0	0	0	0	0	0	0	0	0	0	0	0	0	0	0
Runaways	11	20	66	77	105	42	0	0	0	0	0	0	0	0	0	0	0	0	0	0	321
Total	78	138	378	407	621	655	0	568	528	486	432	326	275	256	826	483	271	182	450	0	7360

Table V-3A 3

1977 Cargo-County List Of Arrests by Age and Sex Of Offender
LEAVENWORTH COUNTY - MALES

OFFENSE	AGE																				Total
	Under 11	11-12	13-14	15	16	17	Un-Known	18	19	20	21	22	23	24	25-29	30-34	35-39	40-44	45+	Un-Known	
Murder Non-Negligent Manslaughter	0	0	0	0	2	0	0	0	0	0	0	0	0	0	1	0	0	0	0	0	3
Negligent Manslaughter	0	0	0	0	0	0	0	0	0	0	0	0	0	0	0	0	0	0	0	0	0
Forcible Rape	0	0	0	0	0	1	0	0	0	0	0	0	0	0	0	0	0	0	0	0	1
Robbery	0	0	1	2	1	1	0	1	0	3	2	0	0	0	0	0	0	0	0	0	11
Aggravated Assault	0	0	0	0	1	6	0	1	2	2	3	1	8	1	5	5	2	2	9	0	48
Burglary	0	0	10	12	14	7	0	17	3	0	6	0	0	0	5	1	0	0	2	0	77
Larceny Theft	1	1	8	6	10	12	0	4	4	7	2	3	3	1	8	4	0	2	8	0	84
Motor Vehicle Theft	0	0	1	4	1	1	0	0	0	1	0	0	0	0	0	0	0	0	0	0	8
Other Assaults	0	1	1	2	4	0	0	0	3	1	0	3	0	1	5	1	4	2	2	0	30
Arson	0	0	1	2	0	3	0	0	0	0	0	0	0	0	0	1	0	0	0	0	7
Forgery	0	0	0	1	0	1	0	0	0	1	0	0	0	1	0	2	0	0	0	0	6
Fraud	0	0	0	0	0	0	0	0	0	0	0	0	1	0	0	0	0	0	0	0	1
Embezzlement	0	0	0	0	0	0	0	0	0	0	0	0	0	0	0	0	0	0	0	0	0
Stolen Property	0	0	0	0	2	0	0	0	1	2	0	0	0	0	0	0	0	0	0	0	5
Vandalism	0	1	2	4	0	3	0	0	1	0	2	0	3	0	0	0	0	1	2	0	19
Weapons	0	0	0	0	0	0	0	0	0	1	1	0	0	1	2	0	0	1	3	0	9
Prostitution	0	0	0	0	0	0	0	0	1	0	0	2	0	0	0	0	0	0	0	0	3
Other Sex Offenses	0	0	0	0	0	0	0	0	1	0	0	1	0	1	0	1	0	0	0	0	4
Sale-Narcotics	0	0	0	0	0	0	0	0	0	0	0	0	0	0	0	0	0	0	0	0	0
Sale-Marijuana	0	0	2	3	1	2	0	1	0	1	0	0	2	0	0	1	1	0	0	0	14

Continued on next page

60

1977 Cargo-County List Of Arrests By Age And Sex Of Offender
LEAVENWORTH COUNTY - MALES (Continued)

OFFENSE	AGE																				Total	
	Under 11	11-12	13-14	15	16	17	Un Known	18	19	20	21	22	23	24	25-29	30-34	35-39	40-44	45+	Un- Known		
Sale-Synthetic Narcotics	0	0	0	2	0	0	0	0	0	0	0	0	0	1	0	0	0	0	0	0	0	3
Sale-Other	0	0	0	0	0	0	0	0	0	0	0	0	0	0	0	0	0	0	0	0	0	0
Possession-Narcotics	0	0	0	0	0	0	0	0	1	0	0	0	1	0	0	0	0	0	0	0	0	2
Possession-Marijuana	0	1	3	2	8	4	0	5	4	3	3	0	0	2	8	0	0	0	0	0	0	43
Possession-Synthetic Narcotics	0	0	0	1	0	0	0	2	0	0	0	1	0	0	0	0	0	0	0	0	0	4
Possession-Other	0	0	0	0	0	0	0	0	0	0	0	0	0	0	0	0	0	0	0	0	0	0
Bookmaking	0	0	0	0	0	0	0	0	0	0	0	0	0	0	0	0	0	0	0	0	0	0
Numbers & Lottery	0	0	0	0	0	0	0	0	0	0	0	0	0	0	0	0	0	0	0	0	0	0
Gambling-Other	0	0	0	0	0	0	0	0	0	0	0	0	0	0	1	1	1	0	0	0	0	3
Offenses-Family	0	0	0	0	0	0	0	0	0	0	0	0	0	0	0	0	0	0	0	0	0	0
DWI	0	0	0	0	1	5	0	1	4	10	6	7	4	4	25	22	9	17	64	0	0	179
Liquor Violations	0	0	0	0	4	1	0	2	3	1	1	0	2	0	0	1	0	0	3	0	0	18
Drunkenness	0	0	0	0	0	0	0	0	0	0	0	0	0	0	0	0	0	1	0	0	0	1
Disorderly Conduct	0	0	0	0	1	4	0	4	5	6	5	1	2	0	12	4	0	4	33	0	0	81
Vagrancy	0	0	0	0	0	0	0	0	0	0	0	0	0	0	0	1	1	5	0	0	0	7
All Other Offenses	0	2	8	16	13	15	0	11	11	13	9	7	13	11	30	22	8	6	43	0	0	238
Suspicion	0	0	0	0	0	0	0	0	0	0	0	0	0	0	0	0	0	0	0	0	0	0
Curfew-Loitering	0	1	6	5	10	14	0	0	0	0	0	0	0	0	0	0	0	0	0	0	0	36
Runaways	0	1	2	5	4	4	0	0	0	0	0	0	0	0	0	0	0	0	0	0	0	16
Total	1	8	45	67	77	84	0	49	44	52	40	26	39	24	102	66	26	36	175	0	961	

101

Table V-3A 4

1977 Cargo - County List of Arrests by Age and Sex of Offender
RENO COUNTY - MALES

OFFENSE	AGE																				Total	
	Under 11	11-12	13-14	15	16	17	Un-Known	18	19	20	21	22	23	24	25-29	30-34	35-39	40-44	45+	Un-Known		
Murder Non-Negligent Manslaughter	0	0	0	0	0	0	0	0	0	0	0	0	0	0	0	0	0	0	0	0	0	0
Negligent Manslaughter	0	0	0	0	0	0	0	0	0	0	0	0	0	0	0	0	0	0	0	0	0	0
Forcible Rape	0	0	0	0	0	1	0	0	0	0	0	0	1	0	0	0	0	0	0	0	0	2
Robbery	0	0	0	1	2	3	0	1	2	0	1	0	0	1	0	0	0	0	0	0	0	11
Aggravated Assault	0	0	1	0	1	3	0	0	1	0	0	0	2	5	7	6	1	1	1	0	0	29
Burglary	0	0	11	6	0	5	0	9	1	10	3	2	5	5	6	2	1	0	0	0	0	66
Larceny Theft	6	12	25	20	14	21	0	10	15	16	8	3	3	2	15	3	3	0	6	0	0	182
Motor Vehicle Theft	0	0	7	13	10	3	0	1	1	0	1	0	0	0	2	1	0	0	0	0	0	39
Other Assaults	2	1	5	10	5	11	0	10	2	4	9	1	5	4	18	10	2	3	7	0	0	109
Arson	0	0	3	0	0	0	0	0	0	0	0	0	0	0	0	0	0	0	0	0	0	3
Forgery	0	0	0	0	0	0	0	0	0	0	1	0	1	0	2	0	0	0	5	0	0	9
Fraud	0	0	0	0	0	2	0	0	3	3	1	2	2	4	3	3	5	1	9	0	0	38
Embezzlement	0	0	0	0	0	0	0	0	0	0	0	0	0	0	0	0	0	0	0	0	0	0
Stolen Property	0	0	0	0	0	0	0	0	0	0	0	0	0	0	0	0	0	0	0	0	0	0
Vandalism	4	6	4	4	5	5	0	1	2	2	2	2	0	1	1	0	1	0	1	0	0	41
Weapons	0	0	0	0	1	3	0	1	1	0	0	0	0	1	3	0	1	0	0	0	0	11
Prostitution	0	0	0	0	0	0	0	0	0	0	0	0	0	0	0	0	0	0	0	0	0	0
Other Sex Offenses	0	1	4	0	2	1	0	1	0	0	0	0	2	0	1	0	0	0	1	0	0	13
Sale-Narcotics	0	0	0	0	0	0	0	0	0	0	0	0	0	0	1	0	0	0	0	0	0	1
Sale-Marijuana	0	0	0	0	0	0	0	0	1	1	0	0	0	0	0	0	0	0	0	0	0	2

Continued on next page

82

1977 Cargo - County List of Arrests by Age and Sex of Offender
 RENO COUNTY - MALES (continued)

OFFENSE	AGE																				Total
	Under 11	11-12	13-14	15	16	17	Un Known	18	19	20	21	22	23	24	25-29	30-34	35-39	40-44	45+	Un- Known	
Sale-Synthetic Narcotics	0	0	0	0	0	0	0	1	1	0	2	0	0	0	1	0	0	0	0	0	5
Sale-Other	0	0	0	0	0	0	0	0	1	0	0	0	0	0	0	0	0	0	0	0	1
Possession-Narcotics	0	0	0	0	0	0	0	0	1	0	0	0	0	0	0	0	0	0	0	0	1
Possession-Marijuana	0	0	7	8	14	18	0	15	16	15	17	5	12	6	12	0	1	0	0	0	146
Possession-Synthetic Narcotics	0	0	0	0	0	0	0	0	0	2	1	3	1	0	1	2	0	0	0	0	10
Possession-Other	0	0	0	0	0	0	0	0	0	3	0	0	0	0	0	0	0	0	0	0	3
Bookmaking	0	0	0	0	0	0	0	0	0	0	0	0	0	0	0	0	0	0	0	0	0
Numbers & Lottery	0	0	0	0	0	0	0	0	0	0	0	0	0	0	0	0	0	0	0	0	0
Gambling-Other	0	0	0	0	0	0	0	2	0	1	0	0	0	0	0	0	0	0	0	0	3
Offenses-Family	0	0	0	0	0	0	0	0	0	0	0	0	0	0	0	0	0	0	0	0	0
DWI	0	0	0	1	3	1	0	12	8	6	7	12	10	10	29	37	14	18	51	0	219
Liquor Violations	0	0	0	1	13	22	0	24	18	13	18	16	17	13	28	17	9	3	12	0	224
Drunkenness	0	0	0	0	0	1	0	1	2	1	4	1	1	3	5	7	7	7	14	0	54
Disorderly Conduct	0	0	1	1	0	2	0	6	4	2	5	0	0	5	10	6	5	3	4	0	54
Vagrancy	0	0	0	0	0	0	0	0	0	0	0	0	0	0	0	0	0	0	0	0	0
All Other Offenses	3	4	8	1	1	3	0	6	9	10	5	8	6	5	20	8	8	2	15	0	122
Suspicion	0	0	0	0	0	0	0	0	0	0	0	0	0	0	0	0	0	0	0	0	0
Curfew-Loitering	0	5	11	27	35	35	0	0	0	0	0	0	0	0	0	0	0	0	0	0	113
Runaways	3	6	17	19	16	10	0	0	0	0	0	0	0	0	0	0	0	0	0	0	71
Total	18	35	104	112	122	150	0	101	89	89	85	55	68	65	165	102	58	38	126	0	1582

CC

Table V-3A 5

1977 Cargo-County List of Arrests By Age And Sex Of Offender
 SEDGWICK COUNTY -MALES

OFFENSE	AGE																				Total
	Under 11	11-12	13-14	15	16	17	Un-Known	18	19	20	21	22	23	24	25-29	30-34	35-39	40-44	45+	Un-Known	
Murder Non-Negligent Manslaughter	0	0	0	0	3	1	0	1	2	0	2	3	0	0	6	1	2	1	3	1	26
Negligent Manslaughter	0	0	0	1	0	2	0	0	0	0	0	0	0	0	1	0	0	0	1	0	5
Forcible Rape	0	0	3	1	5	4	0	4	5	3	6	6	3	4	15	2	4	1	1	0	67
Robbery	1	4	6	4	19	34	0	39	22	14	17	8	10	17	41	9	9	2	3	0	259
Aggravated Assault	5	2	8	9	16	11	0	23	24	14	16	29	6	16	49	26	24	21	17	0	316
Burglary	27	44	88	84	108	70	0	85	55	52	45	30	38	13	93	32	8	9	18	0	899
Larceny Theft	88	106	274	197	228	185	0	109	71	73	54	47	32	34	109	66	34	20	71	0	1798
Motor Vehicle Theft	0	8	63	47	59	30	0	25	14	11	9	8	8	6	15	5	4	3	3	0	318
Other Assaults	34	29	80	50	86	73	0	60	51	33	25	38	46	30	139	51	27	31	36	0	919
Arson	5	1	1	0	1	0	1	1	0	0	0	2	0	0	2	0	0	0	1	0	14
Forgery	0	0	1	3	7	6	0	8	11	13	9	12	7	7	37	7	5	7	2	0	142
Fraud	0	1	2	0	1	9	0	0	4	3	4	1	4	3	13	14	6	5	3	0	73
Embezzlement	0	0	3	3	12	10	0	6	10	1	6	3	6	4	20	3	1	1	2	0	91
Stolen Property	1	1	6	2	7	10	0	1	2	6	0	0	3	0	4	2	2	3	3	0	53
Vandalism	68	76	144	118	50	52	0	24	18	6	10	18	8	7	20	13	10	5	4	0	651
Weapons	0	0	6	10	20	17	0	17	12	6	7	13	14	7	25	15	14	6	17	0	206
Prostitution	0	0	0	0	0	0	0	0	1	0	0	0	0	1	2	0	0	0	1	0	5
Other Sex Offenses	2	6	10	9	10	3	0	5	5	4	4	1	7	5	9	8	6	4	11	0	109
Sale-Narcotics	0	0	0	1	0	1	0	0	1	2	1	3	2	1	18	8	0	1	8	0	47
Sale-Marijuana	0	0	2	0	2	3	0	7	11	4	4	2	1	1	5	0	0	0	0	0	42

Continued on next page

1977 Cargo-County List Of Arrests By Age And Sex Of Offender
 SEDGWICK COUNTY - MALES (Continued)

OFFENSE	AGE																			Total	
	Under 11	11-12	13-14	15	16	17	Un Known	18	19	20	21	22	23	24	25-29	30-34	35-39	40-44	45+		Un-Know
Sale-Synthetic Narcotics	0	0	0	0	0	0	0	0	1	0	0	0	0	0	0	0	0	0	0	0	1
Sale-Other	0	0	1	1	0	2	0	2	1	2	0	0	1	1	0	0	0	0	0	0	11
Possession-Narcotics	0	0	0	0	0	1	0	2	3	2	0	1	3	2	12	3	1	0	1	0	31
Possession-Marijuana	0	3	31	36	41	56	0	42	46	40	20	14	16	6	29	9	2	2	4	0	397
Possession-Synthetic Narcotics	0	0	0	0	1	0	0	0	0	0	2	0	0	0	0	0	0	0	0	0	3
Possession-Other	0	0	1	1	1	3	0	0	4	1	0	1	2	5	2	2	0	0	0	0	23
Bookmaking	0	0	0	0	0	0	0	0	1	1	1	1	0	1	4	1	0	1	2	0	13
Numbers & Lottery	0	0	0	0	0	0	0	0	0	0	0	0	0	0	0	0	0	0	0	0	0
Gambling-Other	0	0	0	0	1	0	0	0	0	1	0	0	0	0	6	5	5	0	10	0	28
Offenses-Family	0	0	0	0	0	0	0	0	0	0	1	0	0	0	0	1	0	0	0	0	2
DWI	0	0	0	0	0	3	0	22	27	23	30	25	19	14	65	53	58	50	161	0	550
Liquor Violations	0	0	1	4	12	26	0	12	6	7	8	5	2	0	8	6	9	5	29	0	140
Drunkenness	0	0	0	0	0	0	0	0	0	0	0	0	0	0	0	0	1	0	2	0	3
Disorderly Conduct	16	34	57	32	63	55	0	18	13	15	12	9	13	5	28	20	17	15	17	0	439
Vagrancy	0	0	0	0	1	5	0	7	1	2	3	2	0	2	7	4	1	4	5	0	44
All Other Offenses	11	14	64	39	79	77	0	45	41	34	22	19	21	19	55	32	25	25	51	0	673
Suspicion	0	0	0	0	0	0	0	0	0	0	0	0	0	0	0	0	0	0	0	0	0
Curfew-Loitering	0	2	43	29	17	11	0	0	0	0	0	0	0	0	0	0	0	0	0	0	102
Runaways	24	26	135	113	125	57	0	0	0	0	0	0	0	0	0	0	0	0	0	0	480
Total	282	357	1030	794	975	817	0	565	463	373	318	301	272	211	839	398	275	222	487	1	8980

CS

Table V-3A 6

1977 Cargo - County List Of Arrests By Age And Sex Of Offender
SHAWNEE COUNTY - MALES

OFFENSE	AGE																				Total
	Under 11	11-12	13-14	15	16	17	Un-Known	18	19	20	21	22	23	24	25-29	30-34	35-39	40-44	45+	Un-Known	
Murder Non-Negligent Manslaughter	0	0	0	0	0	0	0	0	0	0	1	0	0	0	2	1	1	1	0	0	6
Negligent Manslaughter	0	0	0	0	0	0	0	0	0	0	0	0	0	0	0	0	0	0	0	0	0
Forcible Rape	0	0	0	1	0	0	0	0	0	1	5	1	2	2	6	1	1	1	0	0	21
Robbery	0	0	1	4	8	5	0	7	4	5	7	3	4	1	11	0	0	0	0	0	60
Aggravated Assault	3	0	1	6	10	10	0	3	2	3	4	0	1	3	5	10	6	1	5	0	73
Burglary	7	17	22	34	37	36	0	23	14	11	14	18	7	10	15	6	7	0	4	0	278
Larceny Theft	15	30	49	47	49	49	0	46	23	20	18	16	9	5	24	18	14	12	19	0	463
Motor Vehicle Theft	2	1	10	22	24	11	0	4	4	4	2	1	1	1	4	0	0	3	0	0	94
Other Assaults	0	0	10	0	12	25	0	23	18	27	29	11	11	18	25	30	12	11	19	0	290
Arson	0	0	0	0	0	0	0	0	0	0	0	1	0	0	0	0	0	0	0	0	1
Forgery	0	3	0	3	2	1	0	1	1	1	0	0	1	1	2	0	0	1	4	0	21
Fraud	0	0	2	0	2	2	0	0	2	1	2	0	1	0	7	5	0	0	2	0	26
Embezzlement	0	0	0	0	0	0	0	0	0	0	0	0	0	0	0	0	0	0	0	0	0
Stolen Property	2	2	3	1	2	3	0	1	1	1	0	1	0	0	2	0	0	0	3	0	22
Vandalism	11	10	16	11	15	14	0	7	3	2	5	6	2	1	2	3	2	0	3	0	113
Weapons	0	0	1	0	1	1	0	2	1	4	2	3	5	1	3	7	1	3	4	0	39
Prostitution	0	0	0	0	0	0	0	0	0	0	0	0	0	0	1	1	0	0	0	0	2
Other Sex Offenses	1	1	1	4	1	1	0	0	0	1	0	0	0	2	1	0	2	0	0	0	15
Sale-Narcotics	0	0	0	0	0	0	0	0	0	0	0	0	0	0	0	0	0	0	0	0	0
Sale-Marijuana	0	0	0	0	0	0	0	2	1	3	0	0	0	0	3	0	0	0	0	0	9

Continued on next page

1977 Cargo - County List Of Arrests By Age And Sex Of Offender
 SHAWNEE COUNTY - MALES (Continued)

OFFENSE	AGE																				Total	
	Under 11	11-12	13-14	15	16	17	Un Known	18	19	20	21	22	23	24	25-29	30-34	35-39	40-44	45+	Un- Known		
Sale-Synthetic Narcotics	0	0	0	0	0	0	0	0	0	0	0	0	0	0	0	0	0	0	0	0	0	0
Sale-Other	0	0	0	0	0	0	0	0	0	0	0	0	0	0	0	0	0	0	0	0	0	0
Possession-Narcotics	0	0	0	2	0	0	0	0	0	1	0	0	0	3	1	0	0	0	0	0	0	7
Possession-Marijuana	0	3	16	13	20	34	0	28	17	27	17	12	19	11	32	9	0	4	1	0	263	
Possession-Synthetic Narcotics	0	0	0	1	0	1	0	2	0	0	0	0	0	0	0	0	0	0	0	0	4	
Possession-Other	0	0	0	0	0	0	0	1	0	0	0	1	0	2	2	0	0	0	1	0	7	
Bookmaking	0	0	0	0	0	0	0	0	0	0	0	0	0	0	0	0	0	0	0	0	0	
Numbers & Lottery	0	0	0	0	0	0	0	0	0	0	0	0	0	0	0	0	0	0	0	0	0	
Gambling-Other	0	0	0	0	0	0	0	0	0	0	0	0	0	0	0	0	0	0	0	0	0	
Offenses-Family	0	0	0	0	0	0	0	0	0	0	0	0	0	0	0	0	0	0	0	0	0	
DWI	0	0	0	2	10	13	0	37	29	41	34	27	31	19	112	86	54	73	178	0	746	
Liquor Violations	0	0	1	3	15	31	0	17	10	12	10	3	2	6	11	3	8	5	8	0	147	
Drunkenness	0	0	0	0	0	0	0	0	0	0	0	0	0	0	0	0	0	0	0	0	0	
Disorderly Conduct	0	1	3	1	10	16	0	7	4	6	12	9	13	5	28	20	17	15	19	0	186	
Vagrancy	0	0	0	0	0	0	0	0	0	0	0	0	0	0	0	0	0	0	0	0	0	
All Other Offenses	3	2	15	11	14	20	0	26	26	16	15	9	18	7	29	31	11	3	25	0	281	
Suspicion	0	0	0	0	0	0	0	1	0	0	0	0	0	0	1	0	0	0	2	0	4	
Curfew-Loitering	0	0	0	0	0	0	0	0	0	0	0	0	0	0	0	0	0	0	0	0	0	
Runaways	2	6	20	13	25	8	0	0	0	0	0	0	0	0	0	0	0	0	0	0	75	
Total	46	76	171	190	258	281	0	238	160	187	177	118	127	98	329	231	136	133	297	0	3253	

Table V-3A 7

1977 Cargo-County List Of Arrests By Age And Sex Of Offender
WYANDOTTE COUNTY - MALES

OFFENSE	AGE																				Total
	Under 11	11-12	13-14	15	16	17	Un-Known	18	19	20	21	22	23	24	25-29	30-34	35-39	40-44	45+	Un-Known	
Murder Non-Negligent Manslaughter	0	0	0	0	2	0	0	2	1	0	2	2	1	0	3	1	1	0	2	0	17
Negligent Manslaughter	0	0	0	0	0	0	0	0	0	0	0	0	0	0	0	0	0	0	0	0	0
Forcible Rape	0	0	0	1	0	1	0	3	2	1	2	2	2	1	3	3	4	0	0	0	25
Robbery	0	1	3	1	3	8	0	17	9	10	14	2	7	4	20	9	5	4	1	0	118
Aggravated Assault	4	4	15	11	15	21	0	12	15	14	14	13	11	9	40	19	16	5	13	0	251
Burglary	12	13	44	36	66	33	0	28	29	43	23	25	10	7	33	14	3	6	2	0	427
Larceny Theft	22	37	93	65	76	95	0	55	32	38	36	42	25	20	89	57	30	18	43	0	873
Motor Vehicle Theft	1	5	13	8	19	15	0	12	5	7	9	3	5	4	17	4	1	2	1	0	131
Other Assaults	8	10	35	15	19	20	0	62	51	67	77	63	55	42	184	96	80	45	75	0	1014
Arson	0	6	2	3	1	2	0	2	2	2	0	2	0	0	2	1	1	0	0	0	28
Forgery	0	0	1	0	2	0	0	2	3	0	0	3	2	6	6	1	2	0	0	0	28
Fraud	0	0	0	0	3	0	0	7	4	1	6	2	4	2	12	5	2	3	6	0	57
Embezzlement	0	0	0	0	0	0	0	0	0	0	0	0	0	0	0	0	0	0	0	0	0
Stolen Property	0	3	3	3	2	6	0	12	7	14	13	8	11	2	29	9	5	12	7	0	146
Vandalism	25	25	28	11	18	16	0	24	16	20	25	13	18	10	53	38	17	13	11	0	381
Weapons	0	0	8	3	7	7	0	10	15	15	22	19	12	11	62	37	21	11	30	0	290
Prostitution	0	0	0	0	0	0	0	0	2	3	2	1	1	0	5	1	5	3	1	0	24
Other Sex Offenses	1	0	6	0	0	3	0	3	4	2	1	3	4	3	10	11	9	5	18	0	88
Sale-Narcotics	0	0	0	0	0	0	0	0	0	0	0	0	0	0	0	0	0	0	0	0	0
Sale-Marijuana	0	0	2	2	3	3	0	0	0	0	0	0	0	0	1	0	0	0	0	0	11

Continued on next page

1977 Cargo-County List Of Arrests By Age And Sex Of Offender
 WYANDOTTE COUNTY - MALES (Continued)

OFFENSE	AGE																				Total	
	Under 11	11-12	13-14	15	16	17	Un Known	18	19	20	21	22	23	24	25-29	30-34	35-39	40-44	45+	Un- Known		
Sale-Synthetic Narcotics	0	0	0	0	0	1	0	0	0	0	0	0	0	0	0	0	0	0	0	0	1	1
Sale-Other	0	0	2	0	0	1	0	0	1	1	0	0	0	0	0	0	0	0	0	0	0	5
Possession-Narcotics	0	0	0	0	0	0	0	0	0	0	0	0	0	0	1	0	0	0	1	0	0	2
Possession-Marijuana	0	0	3	8	7	10	0	24	19	11	16	21	12	8	29	18	0	0	3	0	189	189
Possession-Synthetic Narcotics	0	0	0	0	0	1	0	0	1	0	0	0	0	0	0	0	0	0	0	0	0	2
Possession-Other	0	0	0	0	2	2	0	5	12	11	10	3	4	5	27	5	0	3	3	0	92	92
Bookmaking	0	0	0	0	0	0	0	0	0	0	0	0	0	0	0	0	0	0	0	0	0	0
Numbers & Lottery	0	0	0	0	0	0	0	0	0	0	0	0	0	0	0	0	0	0	0	0	0	0
Gambling-Other	0	0	0	0	2	1	0	0	2	1	3	1	7	2	7	6	7	6	30	0	75	75
Offenses-Family	4	1	2	0	0	0	0	0	0	0	0	1	0	0	2	0	1	0	0	0	11	11
DWI	0	0	1	0	6	7	0	40	41	58	56	44	43	50	201	125	105	71	243	0	1091	1091
Liquor Violations	0	0	2	1	2	2	0	5	11	11	8	10	8	11	22	14	9	6	23	0	145	145
Drunkenness	0	0	0	4	3	2	0	0	0	0	0	0	0	0	0	0	0	1	0	0	10	10
Disorderly Conduct	0	5	20	6	20	33	0	170	117	166	153	123	125	67	366	176	122	96	178	0	1943	1943
Vagrancy	0	0	0	0	0	0	0	1	0	0	0	0	0	0	0	0	0	0	0	0	1	1
All Other Offenses	10	10	29	26	62	59	0	83	77	93	86	72	65	37	223	128	76	67	62	0	1265	1265
Suspicion	0	0	0	0	0	2	0	0	2	0	0	0	0	0	0	0	0	0	0	0	4	4
Curfew-Loitering	0	1	2	1	5	2	0	0	0	0	0	0	0	0	0	0	0	0	0	0	11	11
Runaways	23	19	83	64	61	21	0	0	0	0	0	0	0	0	0	0	0	0	0	0	271	271
Total	110	140	397	271	406	374	0	579	480	589	578	483	432	301	1447	778	522	376	754	0	9017	9017

Table V-3A C

1977 Cargo - County List of Arrests by Age and Sex of Offender
ALL OTHER COUNTIES - MALES

OFFENSE	AGE																				Total
	Under 11	11-12	13-14	15	16	17	Un-Known	18	19	20	21	22	23	24	25-29	30-34	35-39	40-44	45+	Un-Known	
Murder Non-Negligent Manslaughter	0	0	0	1	0	2	0	0	1	0	0	2	1	2	9	5	6	1	6	0	36
Negligent Manslaughter	0	1	0	0	0	0	0	1	2	1	0	1	1	2	2	0	0	1	1	0	13
Forcible Rape	0	0	0	1	2	3	0	6	6	13	11	8	7	1	8	6	0	1	0	0	73
Robbery	0	1	7	4	10	12	0	10	15	19	17	15	4	3	21	8	1	3	1	0	151
Aggravated Assault	4	2	5	8	16	29	0	29	42	49	47	35	34	16	101	56	35	18	58	0	584
Burglary	23	49	110	92	126	177	0	162	126	106	71	53	45	29	105	39	17	15	17	0	1362
Larceny Theft	106	116	274	181	211	302	0	253	223	184	146	112	85	66	174	75	56	39	101	0	2704
Motor Vehicle Theft	3	11	87	100	79	89	0	49	40	23	28	7	11	12	30	7	8	8	15	0	607
Other Assaults	14	27	30	22	47	63	0	67	58	66	96	70	51	56	202	96	76	50	85	0	1176
Arson	5	3	5	8	6	5	0	4	2	4	3	2	2	0	4	2	2	0	4	0	61
Forgery	1	6	5	8	14	21	0	17	18	27	15	10	3	9	21	24	5	6	14	0	224
Fraud	0	1	5	2	8	6	0	42	73	78	83	74	78	67	225	132	89	62	104	0	1129
Embezzlement	0	0	0	0	0	0	0	1	1	2	0	2	0	0	0	1	2	3	1	0	13
Stolen Property	2	2	7	7	10	10	0	25	16	9	11	11	5	2	11	4	5	4	6	0	147
Vandalism	109	90	99	85	98	117	0	65	42	29	32	14	13	8	37	18	8	10	5	0	879
Weapons	1	12	17	10	10	13	0	17	11	10	18	14	12	6	26	9	10	4	11	0	211
Prostitution	0	0	0	0	0	0	0	5	4	7	10	6	7	1	6	5	0	2	1	0	54
Other Sex Offenses	0	5	14	8	7	11	0	5	11	11	6	9	1	3	26	11	13	3	16	0	160
Sale-Narcotics	0	0	0	1	0	0	0	2	2	3	10	3	2	2	8	2	0	0	1	0	36
Sale-Marijuana	0	0	7	13	11	24	0	32	39	23	19	18	13	14	46	13	1	1	1	0	275

Continued on next page

66

1977 Cargo - County List of Arrests by Age and Sex of Offender
ALL OTHER COUNTIES - MALE (continued)

OFFENSE	AGE																				Total
	Under 11	11-12	13-14	15	16	17	Un Known	18	19	20	21	22	23	24	25-29	30-34	35-39	40-44	45+	Un-Known	
Sale-Synthetic Narcotics	0	0	0	0	0	3	0	0	3	3	4	2	5	3	8	3	0	0	0	0	34
Sale-Other	0	0	0	0	2	1	0	2	1	2	3	3	2	0	2	1	0	0	0	0	19
Possession-Narcotics	0	0	0	0	1	4	0	1	2	2	5	2	1	1	6	2	0	0	3	0	30
Possession-Marijuana	0	1	46	49	87	188	0	174	176	135	132	123	76	62	155	38	11	8	4	0	1465
Possession-Synthetic Narcotics	0	1	0	0	2	2	0	0	4	1	3	5	0	4	0	2	2	0	0	0	26
Possession-Other	0	0	1	2	5	2	0	6	6	10	1	2	1	5	6	3	0	0	1	0	51
Bookmaking	0	0	0	0	0	0	0	0	0	0	0	0	0	0	0	0	0	0	0	0	0
Numbers & Lottery	0	1	0	0	0	0	0	0	0	1	0	0	0	0	0	1	1	0	2	0	6
Gambling-Other	0	0	0	0	0	0	0	1	0	0	0	0	0	1	7	5	8	4	38	0	64
Offenses-Family	0	0	0	0	0	1	0	6	7	3	7	6	6	1	20	20	12	5	13	0	107
DWI	0	0	1	7	34	83	0	236	208	211	197	198	159	141	599	410	363	303	1106	0	4256
Liquor Violations	1	3	23	54	134	201	0	235	193	122	107	90	79	57	177	76	69	46	140	0	1807
Drunkenness	0	1	4	5	10	30	0	45	67	53	59	42	41	31	125	124	85	104	351	0	1181
Disorderly Conduct	21	57	72	73	93	113	0	161	157	130	153	113	94	60	269	113	76	75	172	0	2002
Vagrancy	0	2	9	14	17	13	0	4	11	8	7	5	8	5	15	13	5	6	30	0	172
All Other Offenses	55	55	191	187	263	246	0	338	355	314	278	255	231	181	549	327	229	193	456	0	4703
Suspicion	0	1	9	1	5	7	4	22	18	12	12	6	5	4	22	6	5	4	8	0	151
Curfew-Loitering	6	13	78	78	163	179	0	0	0	0	0	0	0	0	0	0	0	0	0	0	517
Runaways	4	26	137	191	211	126	0	0	0	0	0	0	0	0	0	0	0	0	0	0	695
Total	355	487	1243	1212	1682	2083	4	2023	1940	1671	1591	1318	1083	859	3022	1657	1200	979	2772	0	27181

Table V-3B 1

1977 Cargo-County List of Arrests By Age And Sex Of Offender

DOUGLAS COUNTY - FEMALES

OFFENSE	AGE																			Un- Known	Total	
	Under 11	11-12	13-14	15	16	17	Un- Known	18	19	20	21	22	23	24	25-29	30-34	35-39	40-44	45+			
Murder Non-Negligent Manslaughter	0	0	0	0	0	0	0	0	0	0	0	0	0	0	0	0	0	0	0	0	0	0
Negligent Manslaughter	0	0	0	0	0	0	0	0	0	0	0	0	0	0	0	0	0	0	0	0	0	0
Forcible Rape	0	0	0	0	0	0	0	0	0	0	0	0	0	0	0	0	0	0	0	0	0	0
Robbery	0	0	0	0	0	0	0	0	0	1	0	1	0	0	0	0	0	0	0	0	0	2
Aggravated Assault	0	0	0	0	0	0	0	2	3	0	0	0	0	0	2	2	0	0	0	0	0	9
Buiglary	1	1	3	1	0	2	0	0	1	0	0	0	0	0	1	0	0	0	0	0	0	10
Larceny Theft	1	1	6	7	15	8	0	14	12	11	9	3	3	6	13	4	3	3	16	0	0	135
Motor Vehicle Theft	0	3	0	0	0	0	0	1	0	0	0	0	0	0	0	0	0	0	0	0	0	4
Other Assaults	0	0	0	0	0	0	0	4	4	1	1	3	0	0	0	2	1	0	0	0	16	
Arson	0	0	0	0	0	0	0	1	0	0	0	0	0	0	0	0	0	0	0	0	1	
Forgery	0	0	0	0	0	0	0	1	1	1	1	0	0	0	0	0	0	0	0	0	4	
Fraud	0	0	0	0	1	0	0	2	1	0	0	1	0	0	0	0	0	0	1	0	6	
Embezzlement	0	0	0	0	0	0	0	0	0	0	0	0	0	0	0	0	0	0	0	0	0	
Stolen Property	0	0	0	0	1	0	0	0	1	0	1	0	0	0	0	0	0	0	0	0	3	
Vandalism	0	0	2	0	0	0	0	1	1	0	0	0	0	0	0	0	0	0	0	0	4	
Weapons	0	0	0	0	0	0	0	0	0	0	0	0	0	0	0	0	0	0	1	0	1	
Prostitution	0	0	0	0	0	0	0	0	0	0	0	0	0	0	0	0	0	0	0	0	0	
Other Sex Offenses	0	0	0	0	0	0	0	0	0	0	0	0	0	0	0	0	0	0	0	0	0	
Sale-Narcotics	0	0	0	0	0	0	0	0	0	0	0	0	0	0	0	0	0	0	0	0	0	
Sale-Marijuana	0	0	0	0	0	0	0	0	0	0	0	0	1	0	0	0	0	0	0	0	1	

Continued on next page

1977 Carpio-County List Of Arrests By Age And Sex Of Offender
DOUGLAS COUNTY - FEMALES (Continued)

OFFENSE	AGE																				Total	
	Under 11	11-12	13-14	15	16	17	Un Known	18	19	20	21	22	23	24	25-29	30-34	35-39	40-44	45+	Un-Kn		
Sale-Synthetic Narcotics	0	0	0	0	0	0	0	0	0	0	0	0	0	0	0	0	0	0	0	0	0	0
Sale-Other	0	0	0	0	0	0	0	0	0	0	0	0	0	0	0	0	0	0	0	0	0	0
Possession-Narcotics	0	0	0	0	0	0	0	0	0	0	0	0	0	0	0	0	0	0	0	0	0	0
Possession-Marijuana	0	0	0	0	0	0	0	1	0	2	0	0	0	0	2	0	0	0	0	0	0	5
Possession-Synthetic Narcotics	0	0	0	0	0	0	0	0	0	0	0	0	0	0	0	0	0	0	0	0	0	0
Possession-Other	0	0	0	0	0	0	0	0	0	0	0	0	0	0	0	0	0	0	0	1	0	1
Bookmaking	0	0	0	0	0	0	0	0	0	0	0	0	0	0	0	0	0	0	0	0	0	0
Numbers & Lottery	0	0	0	0	0	0	0	0	0	0	0	0	0	0	0	0	0	0	0	0	0	0
Gambling-Other	0	0	0	0	0	0	0	0	0	0	0	0	0	0	0	0	0	0	0	0	0	0
Offenses-Family	0	0	0	0	0	0	0	0	0	0	0	1	0	0	0	0	0	0	0	0	0	1
DWI	0	0	0	0	1	2	0	6	1	4	7	1	1	2	5	4	4	1	3	0	0	42
Liquor Violations	0	0	0	0	0	0	0	0	0	0	0	0	0	0	0	0	0	0	0	0	0	0
Drunkenness	0	0	0	0	0	0	0	0	0	0	0	0	0	0	0	0	0	0	0	0	0	0
Disorderly Conduct	0	0	0	0	0	1	0	0	4	0	2	3	2	4	3	1	0	1	0	0	0	21
Vagrancy	0	0	0	0	0	0	0	0	0	0	0	0	0	0	0	0	0	0	0	0	0	0
All Other Offenses	0	0	5	4	4	1	0	7	15	12	5	3	8	4	18	13	5	5	2	0	0	111
Suspicion	0	0	0	0	0	1	0	0	0	1	0	0	1	0	0	0	0	0	0	0	0	3
Curfew-Loitering	0	0	1	1	0	0	0	0	0	0	0	0	0	0	0	0	0	0	0	0	0	2
Runaways	0	3	24	26	22	8	0	0	0	0	0	0	0	0	0	0	0	0	0	0	0	83
Total	2	8	41	39	44	23	0	40	44	33	26	16	16	16	44	24	14	11	24	0	465	

Table V-3B 2

1977 Charge - County List of Arrests by Age and Sex of Offender
JOHNSON COUNTY - FEMALES

OFFENSE	AGE																				Total	
	Under 11	11-12	13-14	15	16	17	Un-Known	18	19	20	21	22	23	24	25-29	30-34	35-39	40-44	45+	Un-Known		
Murder Non-Negligent Manslaughter	0	0	0	0	0	0	0	0	0	0	0	0	0	0	0	0	0	0	0	0	0	0
Negligent Manslaughter	0	0	0	0	0	0	0	0	0	0	1	0	0	0	0	0	0	0	0	0	0	1
Forcible Rape	0	0	0	0	0	1	0	0	0	0	0	0	0	0	0	0	0	0	0	0	0	1
Robbery	0	0	0	0	0	0	0	0	0	0	0	0	0	0	0	0	0	0	0	0	0	0
Aggravated Assault	0	0	1	2	2	3	0	1	1	0	1	0	0	0	1	1	0	0	0	0	0	13
Burglary	1	1	1	0	2	2	0	1	0	2	0	0	0	0	2	1	0	0	0	0	0	13
Larceny Theft	5	14	58	41	54	41	0	37	23	18	8	13	11	13	47	33	15	9	32	0	472	
Motor Vehicle Theft	0	0	1	0	3	0	0	0	0	1	0	0	0	0	1	0	0	0	0	0	0	6
Other Assaults	0	0	1	2	1	1	0	5	4	3	3	2	0	4	11	6	4	5	4	0	0	56
Arson	0	1	1	0	0	0	0	0	0	0	0	0	0	0	0	0	0	0	0	0	0	2
Forgery	0	0	0	3	5	4	0	0	1	1	4	2	0	2	5	1	3	0	1	0	0	32
Fraud	0	0	0	1	4	2	0	3	2	8	6	6	9	4	19	13	7	2	7	0	0	93
Embezzlement	0	0	0	0	0	0	0	0	0	0	0	0	0	0	0	0	0	0	0	0	0	0
Stolen Property	0	0	0	0	0	0	0	0	0	0	0	0	0	0	1	0	0	0	0	0	0	1
Vandalism	0	0	2	5	2	4	0	0	0	0	0	2	1	2	1	4	0	0	2	0	0	25
Weapons	0	0	0	0	0	1	0	0	0	0	0	1	0	0	3	0	0	0	0	0	0	5
Prostitution	0	0	0	0	0	0	0	0	0	1	0	1	0	1	3	0	0	0	0	0	0	6
Other Sex Offenses	0	0	0	0	0	0	0	0	0	0	0	0	0	0	0	0	0	0	1	0	0	1
Sale-Narcotics	0	0	0	0	0	0	0	0	0	0	0	1	0	0	0	0	0	0	0	0	0	1
Sale-Marijuana	0	0	0	2	0	2	0	0	0	0	1	0	0	0	1	0	0	0	0	0	0	6

Continued on next page

1977 Cargo - County List of Arrests by Age and Sex of Offender
JOHNSON COUNTY - FEMALES (continued)

OFFENSE	AGE																				Total
	Under 11	11-12	13-14	15	16	17	Un Known	18	19	20	21	22	23	24	25-29	30-34	35-39	40-44	45+	Un-Known	
Sale-Synthetic Narcotics	0	0	0	0	0	0	0	0	0	0	1	0	0	0	0	0	0	1	0	0	2
Sale-Other	0	0	0	0	0	0	0	0	0	1	0	0	0	0	0	0	0	0	0	0	1
Possession-Narcotics	0	0	0	0	0	0	0	0	0	1	1	0	0	0	0	1	0	0	0	0	3
Possession-Marijuana	0	1	3	5	17	10	0	3	2	2	3	0	0	1	2	0	0	0	0	0	49
Possession-Synthetic Narcotics	0	0	0	0	0	0	0	0	0	0	0	1	0	0	0	0	0	0	0	0	1
Possession-Other	0	0	0	0	0	1	0	0	0	1	0	0	0	0	1	1	0	0	0	0	4
Bookmaking	0	0	0	0	0	0	0	0	0	0	0	0	0	0	0	0	0	0	0	0	0
Numbers & Lottery	0	0	0	0	0	0	0	0	0	0	0	0	0	0	0	0	0	0	0	0	0
Gambling-Other	0	0	0	0	0	0	0	0	0	0	0	0	0	0	0	0	0	0	0	0	0
Offenses-Family	0	0	0	0	0	1	0	0	0	0	0	0	1	1	0	0	1	0	0	0	4
DWI	0	0	0	0	5	6	0	4	3	5	2	2	7	6	11	10	10	10	19	0	100
Liquor Violations	0	2	4	25	14	19	0	8	4	1	2	0	1	0	1	2	2	0	0	0	85
Drunkenness	0	0	4	2	1	1	0	0	1	1	0	1	1	0	4	1	0	0	1	0	18
Disorderly Conduct	0	0	2	0	1	2	0	2	1	2	1	1	2	0	8	3	3	1	3	0	32
Vagrancy	0	0	0	0	0	1	0	0	0	0	0	0	0	0	0	1	0	0	0	0	2
All Other Offenses	0	5	31	22	17	20	0	19	32	38	23	19	34	10	77	33	28	19	34	0	461
Suspicion	0	1	0	0	0	0	0	0	0	0	0	0	0	0	0	0	0	0	0	0	1
Curfew-Loitering	0	0	0	0	0	0	0	0	0	0	0	0	0	0	0	0	0	0	0	0	0
Runaways	2	12	80	111	97	54	0	0	0	0	0	0	0	0	0	0	0	0	0	0	356
Total	8	37	189	221	225	176	0	83	74	86	57	52	67	44	199	111	73	47	104	0	1853

Table V-3B 3

1977 Cargo - County List Of Arrests By Age And Sex Of Offender
LEAVENWORTH COUNTY - FEMALES

OFFENSE	AGE																				Total	
	Under 11	11-12	13-14	15	16	17	Un-Known	18	19	20	21	22	23	24	25-29	30-34	35-39	40-44	45+	Un-Known		
Murder Non-Negligent Manslaughter	0	0	0	0	0	0	0	0	0	0	0	0	0	0	0	0	0	0	0	0	0	0
Negligent Manslaughter	0	0	0	0	0	0	0	0	0	0	0	0	0	0	0	0	0	0	0	0	0	0
Forcible Rape	0	0	0	0	0	0	0	0	0	0	0	0	0	0	0	0	0	0	0	0	0	0
Robbery	0	0	0	0	0	0	0	0	0	0	0	0	0	0	0	0	0	0	0	0	0	0
Aggravated Assault	0	0	0	0	0	0	0	0	0	0	0	1	0	0	0	0	0	0	0	0	0	1
Burglary	1	0	0	1	1	0	0	0	0	0	0	0	0	0	0	1	0	0	0	0	0	4
Larceny Theft	1	4	4	0	1	2	0	3	2	2	1	1	0	2	2	2	0	1	2	0	0	30
Motor Vehicle Theft	0	0	0	0	0	0	0	0	1	0	0	0	0	0	0	0	0	0	0	0	0	1
Other Assaults	0	0	0	0	0	0	0	0	0	0	0	1	0	1	0	0	0	0	0	0	0	2
Arson	0	0	0	0	0	0	0	0	0	0	0	0	0	0	0	0	0	0	0	0	0	0
Forgery	0	0	0	0	0	0	0	0	0	0	0	0	0	0	0	0	0	0	0	0	0	0
Fraud	0	0	0	0	0	0	0	2	0	0	0	0	0	0	0	0	1	0	0	0	0	3
Embezzlement	0	0	0	0	0	0	0	0	0	0	0	0	0	0	0	0	0	0	0	0	0	0
Stolen Property	0	0	0	0	0	0	0	0	0	0	0	0	1	0	0	0	0	0	0	0	0	1
Vandalism	0	0	0	0	0	0	0	0	0	0	0	0	0	0	1	0	0	0	0	0	0	1
Weapons	0	0	0	0	0	0	0	0	0	0	0	0	0	0	0	0	0	0	0	0	0	0
Prostitution	0	0	0	0	0	0	0	0	0	0	0	0	0	0	0	0	0	0	0	0	0	0
Other Sex Offenses	0	0	0	0	0	0	0	0	0	0	0	0	0	0	0	0	0	0	0	0	0	0
Sale-Narcotics	0	0	0	0	0	0	0	0	0	0	0	0	0	0	0	0	0	0	0	0	0	0
Sale-Marijuana	0	0	0	0	0	0	0	0	0	0	0	1	0	0	0	0	0	0	0	0	0	1

Continued on next page

1977 Cargo - County List Of Arrests By Age And Sex Of Offender

LEAVENWORTH COUNTY - FEMALES (Continued)

OFFENSE	AGE																				Total	
	Under 11	11-12	13-14	15	16	17	Un Known	18	19	20	21	22	23	24	25-29	30-34	35-39	40-44	45+	Un-Known		
Sale-Synthetic Narcotics	0	0	0	0	0	0	0	0	0	0	0	0	0	0	0	0	0	0	0	0	0	0
Sale-Other	0	0	0	0	0	0	0	0	0	0	0	0	0	0	0	0	0	0	0	0	0	0
Possession-Narcotics	0	0	0	0	0	0	0	0	0	0	0	0	0	0	0	0	0	0	0	0	0	0
Possession-Marijuana	0	0	0	0	0	1	0	0	0	0	0	0	0	0	0	0	0	0	0	0	0	1
Possession-Synthetic Narcotics	0	0	0	0	0	0	0	1	0	0	0	0	0	0	0	0	0	0	0	0	0	1
Possession-Other	0	0	0	0	0	0	0	0	0	0	0	0	0	0	0	1	0	0	0	0	0	1
Bookmaking	0	0	0	0	0	0	0	0	0	0	0	0	0	0	0	0	0	0	0	0	0	0
Numbers & Lottery	0	0	0	0	0	0	0	0	0	0	0	0	0	0	0	0	0	0	0	0	0	0
Gambling-Other	0	0	0	0	0	0	0	0	0	0	0	0	0	0	0	0	0	0	0	0	0	0
Offenses-Family	0	0	0	0	0	0	0	0	0	1	0	0	0	0	0	0	0	0	0	0	0	1
DWI	0	0	0	0	0	0	0	0	1	0	0	2	0	2	2	0	2	1	4	0	0	14
Liquor Violations	0	0	0	0	0	0	0	0	0	0	0	0	0	0	0	0	0	0	0	0	0	0
Drunkenness	0	0	0	0	0	0	0	0	0	0	0	0	0	0	0	0	0	0	0	0	0	0
Disorderly Conduct	0	0	0	0	0	0	0	2	2	3	0	0	1	0	3	0	0	0	0	0	0	11
Vagrancy	0	0	0	0	0	0	0	0	0	0	0	0	0	0	0	0	0	0	0	0	0	0
All Other Offenses	0	0	0	7	5	3	0	3	8	2	1	2	5	11	17	1	4	2	2	0	0	73
Suspicion	0	0	0	0	0	0	0	0	0	0	0	0	0	0	0	0	0	0	0	0	0	0
Curfew-Loitering	0	0	1	0	2	1	0	0	0	0	0	0	0	0	0	0	0	0	0	0	0	4
Runaways	0	0	4	3	3	2	0	0	0	0	0	0	0	0	0	0	0	0	0	0	0	12
Total	2	4	9	11	12	9	0	11	14	8	2	8	7	16	25	5	7	4	8	0	0	162

Table V-3B 4

1977 Cargo-County List of Arrsts By Age And Sex Of Offender
RENO COUNTY - FEMALES

OFFENSE	AGE																				Total
	Under 11	11-12	13-14	15	16	17	Un-Known	18	19	20	21	22	23	24	25-29	30-34	35-39	40-44	45+	Un-Known	
Murder Non-Negligent Manslaughter	0	0	0	0	0	0	0	0	0	0	1	0	0	0	0	0	0	0	0	0	1
Negligent Manslaughter	0	0	0	0	0	0	0	0	0	0	0	0	0	0	0	0	0	0	0	0	0
Forcible Rape	0	0	0	0	0	0	0	0	0	0	0	0	0	0	0	0	0	0	0	0	0
Robbery	0	0	0	0	0	0	0	0	0	0	0	0	0	0	0	0	0	0	0	0	0
Aggravated Assault	0	0	0	0	0	0	0	0	0	0	0	0	0	0	0	1	0	0	0	0	1
Burglary	0	0	0	0	0	0	0	1	0	0	1	1	0	0	0	0	0	0	0	0	3
Larceny Theft	3	0	9	9	3	7	0	2	5	4	1	1	1	0	2	2	1	1	1	0	58
Motor Vehicle Theft	0	0	2	2	0	1	0	0	0	0	0	0	0	0	0	0	0	0	0	0	7
Other Assaults	0	0	0	1	2	0	0	0	1	1	0	0	1	0	0	3	0	0	1	0	10
Arson	0	0	0	0	0	0	0	0	1	0	0	0	0	0	0	0	0	0	0	0	1
Forgery	0	0	0	0	0	0	0	0	0	1	0	0	0	0	0	0	0	0	0	0	1
Fraud	0	0	0	0	0	0	0	0	5	0	1	1	0	0	3	2	0	0	0	0	12
Embezzlement	0	0	0	0	0	0	0	0	0	0	0	0	0	0	0	0	0	0	0	0	0
Stolen Property	0	0	0	0	0	0	0	0	0	0	0	1	0	0	0	0	0	0	0	0	1
Vandalism	1	0	0	0	0	1	0	0	0	0	0	0	0	0	0	0	0	0	0	0	2
Weapons	0	0	0	0	0	0	0	0	0	1	0	0	0	0	0	0	0	0	0	0	1
Prostitution	0	0	0	0	0	0	0	0	0	0	0	0	0	0	0	0	0	0	0	0	0
Other Sex Offenses	0	0	0	0	0	0	0	0	0	0	0	0	0	0	0	0	0	0	0	0	0
Sale-Narcotics	0	0	0	0	0	0	0	0	0	0	0	0	0	0	1	0	0	0	0	0	1
Sale-Marijuana	0	0	0	0	0	0	0	0	0	0	0	0	0	0	0	0	0	0	0	0	0

Continued on next page

1977 Cargo - County List Of Arrests By Age And Sex Of Offender
RENO COUNTY - FEMALES

OFFENSE	AGE																				Total
	Under 11	11-12	13-14	15	16	17	Un Known	18	19	20	21	22	23	24	25-29	30-34	35-39	40-44	45+	Un-Known	
Sale-Synthetic Narcotics	0	0	0	0	0	0	0	0	0	0	1	0	0	0	0	0	0	0	0	0	1
Sale-Other	0	0	0	0	0	0	0	0	0	0	0	0	0	0	0	0	0	0	0	0	0
Possession-Narcotics	0	0	0	0	0	0	0	0	0	0	0	0	0	0	0	0	0	0	0	0	0
Possession-Marijuana	0	0	1	4	3	3	0	2	5	1	0	0	0	1	3	1	0	0	0	0	24
Possession-Synthetic Narcotics	0	0	0	0	0	1	0	0	0	0	0	1	1	0	0	0	0	0	0	0	3
Possession-Other	0	0	0	0	0	0	0	0	0	0	0	0	0	0	0	0	0	0	0	0	0
Boozmaking	0	0	0	0	0	0	0	0	0	0	0	0	0	0	0	0	0	0	0	0	0
Numbers & Lottery	0	0	0	0	0	0	0	0	0	0	0	0	0	0	0	0	0	0	0	0	0
Gambling-Other	0	0	0	0	0	0	0	0	0	0	0	0	0	0	0	0	0	0	0	0	0
Offenses-Family	0	0	0	0	0	0	0	0	0	0	0	0	0	0	0	0	0	0	0	0	0
DWI	0	0	0	0	0	0	0	2	3	0	0	1	0	1	4	4	4	4	0	0	23
Liquor Violations	0	0	0	4	3	11	0	5	3	5	0	1	2	2	2	0	1	0	0	0	39
Drunkenness	0	0	0	0	0	0	0	0	1	0	0	0	0	0	1	0	1	4	1	0	8
Disorderly Conduct	0	0	1	1	0	0	0	0	3	0	0	0	1	1	1	0	0	0	0	0	8
Vagrancy	0	0	0	0	0	0	0	0	0	0	0	0	0	0	0	0	0	0	0	0	0
All Other Offenses	0	0	2	0	1	1	0	3	1	2	1	1	1	0	11	6	7	5	6	0	48
Suspicion	0	0	0	0	0	0	0	0	0	0	0	0	0	0	0	0	0	0	0	0	0
Curfew-Loitering	0	1	3	4	8	4	0	0	0	0	0	0	0	0	0	0	0	0	0	0	20
Runaways	0	3	12	26	21	11	0	0	0	0	0	0	0	0	0	0	0	0	0	0	73
Total	4	10	32	51	41	40	0	15	28	15	6	8	7	5	28	19	14	14	9	0	346

Table V-3B 5

1977 Cargo - County List Of Arrests By Age And Sex Of Offender
 SEDGWICK COUNTY - FEMALES

OFFENSE	AGE																			Total	
	Under 11	11-12	13-14	15	16	17	Un-Known	18	19	20	21	22	23	24	25-29	30-34	35-39	40-44	45+		Un-Known
Murder Non-Negligent Manslaughter	0	0	0	0	0	0	0	1	1	0	0	0	0	0	1	0	1	1	1	0	6
Negligent Manslaughter	0	0	0	0	2	0	0	0	0	0	0	0	0	0	0	0	0	0	0	0	2
Forcible Rape	0	0	0	0	0	0	0	0	0	0	0	0	0	0	0	0	0	0	0	0	0
Robbery	0	0	0	0	0	1	0	2	3	2	1	0	1	0	6	1	2	0	1	0	20
Aggravated Assault	0	0	1	0	7	2	0	3	3	4	3	0	3	2	10	6	3	2	4	0	53
Burglary	8	4	8	6	7	3	0	7	3	10	2	2	0	2	6	3	0	0	1	0	72
Larceny Theft	12	55	154	76	109	107	0	69	50	55	33	24	34	30	87	43	34	21	52	0	1045
Motor Vehicle Theft	0	0	5	3	5	0	0	0	0	1	1	0	3	0	1	2	0	0	0	0	21
Other Assaults	10	11	32	16	15	15	0	6	10	11	9	7	6	3	14	9	9	2	6	0	191
Arson	0	0	0	0	0	0	0	0	0	0	0	0	1	0	0	2	0	1	0	0	4
Forgery	1	0	5	4	3	11	0	6	12	10	6	4	5	2	5	4	3	1	0	0	82
Fraud	0	0	0	0	1	1	0	1	2	2	1	0	0	3	4	2	2	1	1	0	21
Embezzlement	0	1	0	2	3	2	0	4	2	0	0	0	3	0	2	3	1	0	2	0	25
Stolen Property	0	0	0	1	0	2	0	0	0	0	0	0	0	1	0	1	0	0	0	0	5
Vandalism	12	6	9	5	5	12	0	1	3	0	0	1	1	1	4	0	0	0	1	0	61
Weapons	0	0	1	0	3	1	0	0	0	1	2	1	3	3	5	2	0	1	1	0	24
Prostitution	0	0	0	0	2	2	0	3	3	9	3	1	3	0	6	1	1	0	0	0	34
Other Sex Offenses	1	0	1	0	0	0	0	0	0	0	0	0	0	0	0	1	0	0	0	0	3
Sale-Narcotics	0	0	0	0	0	0	0	0	1	1	2	0	3	1	6	0	0	1	0	0	15
Sale-Marijuana	0	0	0	0	0	1	0	3	1	2	1	0	0	1	1	0	0	0	0	0	10

Continued on next page

CONTINUED

2 OF 7

1977 Cargo - County List Of Arrests By Age And Sex Of Offender

SEDGWICK COUNTY - FEMALES (Continued)

OFFENSE	AGE																			Un- Known	Total	
	Under 11	11-12	13-14	15	16	17	Un Known	18	19	20	21	22	23	24	25-29	30-34	35-39	40-44	45+			
Sale-Synthetic Narcotics	0	0	0	0	0	0	0	0	0	0	0	0	0	0	0	0	0	0	0	0	0	0
Sale-Other	0	0	0	0	0	0	0	1	1	0	0	1	0	0	0	0	0	0	0	0	0	3
Possession-Narcotics	0	0	0	0	0	1	0	0	0	0	1	3	0	1	2	0	0	0	0	0	0	8
Possession-Marijuana	0	1	18	13	8	3	0	4	6	4	4	1	2	1	3	2	2	0	0	0	0	72
Possession-Synthetic Narcotics	0	0	0	0	0	0	0	0	0	0	0	0	0	0	0	0	0	0	0	0	0	0
Possession-Other	0	0	1	0	0	0	0	0	1	0	0	0	1	0	1	0	0	0	0	0	0	4
Bookmaking	0	0	0	0	0	0	0	0	0	0	0	0	0	0	0	0	0	0	0	0	0	0
Numbers & Lottery	0	0	0	0	0	0	0	0	0	0	0	0	0	0	0	0	0	0	0	0	0	0
Gambling-Other	0	0	0	0	0	0	0	0	0	0	0	1	0	0	1	0	0	0	0	0	0	2
Offenses-Family	0	0	0	0	0	2	0	0	0	0	0	1	0	1	0	0	0	0	0	0	0	4
DWI	0	0	0	0	0	1	0	5	1	0	0	0	1	1	6	2	8	4	13	0	0	42
Liquor Violations	0	0	0	3	3	8	0	0	0	0	0	0	0	0	2	1	0	0	1	0	0	18
Drunkenness	0	0	0	0	0	0	0	0	0	0	0	0	0	0	0	0	0	0	0	0	0	0
Disorderly Conduct	9	3	16	19	16	11	0	1	4	4	4	2	3	0	5	5	5	3	4	0	0	114
Vagrancy	0	0	0	0	1	0	0	0	1	0	0	0	0	0	1	0	0	0	1	0	0	4
All Other Offenses	3	4	18	13	33	28	0	4	6	6	4	5	3	4	21	8	3	10	7	0	0	180
Suspicion	0	0	0	0	0	0	0	0	0	0	0	0	0	0	0	0	0	0	0	0	0	0
Curfew-Loitering	0	2	16	18	2	2	0	0	0	0	0	0	0	0	0	0	0	0	0	0	0	40
Runaways	5	26	293	219	192	95	0	0	0	0	0	0	0	0	0	0	0	0	0	0	0	830
Total	61	113	578	398	417	311	0	121	114	122	77	54	76	57	200	98	74	48	96	0	0	3015

Table V-3B 6

1977 Cargo - County List Of Arrests By Age And Sex Of Offender
SHAWNEE COUNTY - FEMALES

OFFENSE	AGE																			Total		
	Under 11	11-12	13-14	15	16	17	Un-Known	18	19	20	21	22	23	24	25-29	30-34	35-39	40-44	45+		Un-Known	
Murder Non-Negligent Manslaughter	0	0	0	0	0	0	0	0	0	0	0	0	0	0	0	0	0	0	0	0	0	0
Negligent Manslaughter	0	0	0	0	0	0	0	0	0	0	0	0	0	0	0	0	0	0	0	0	0	0
Forcible Rape	0	0	0	0	0	0	0	0	0	0	0	0	0	0	0	0	0	0	0	0	0	0
Robbery	0	0	0	0	0	0	0	0	0	0	0	0	0	0	0	0	0	0	0	0	0	0
Aggravated Assault	0	1	1	1	0	3	0	1	0	0	0	1	0	1	0	1	1	1	0	0	0	12
Burglary	1	1	3	2	3	1	0	3	0	0	0	1	0	1	2	0	0	0	0	0	0	18
Larceny Theft	8	19	32	31	47	49	0	31	25	23	15	17	9	17	38	20	11	7	18	0	417	
Motor Vehicle Theft	0	1	0	0	2	2	0	0	0	1	0	0	0	1	1	0	0	0	0	0	0	8
Other Assaults	0	1	5	2	5	4	0	3	6	5	5	2	3	1	3	4	1	4	1	0	55	
Arson	0	0	0	0	0	0	0	0	0	0	0	0	0	0	0	0	0	0	0	0	0	0
Forgery	0	0	0	2	0	1	0	0	0	1	0	0	0	0	0	0	2	0	0	0	0	6
Fraud	0	0	0	0	0	0	0	2	0	0	1	0	0	0	1	0	0	0	0	0	0	4
Embezzlement	0	0	0	0	0	0	0	0	0	0	0	0	0	0	0	0	0	0	0	0	0	0
Stolen Property	0	0	0	0	0	2	0	0	0	0	0	0	0	0	0	0	0	0	0	0	0	2
Vandalism	2	2	1	0	0	3	0	0	0	0	0	0	0	0	0	2	0	0	1	0	0	11
Weapons	0	0	0	1	0	0	0	0	0	0	0	0	0	0	0	1	1	1	0	0	0	4
Prostitution	0	0	0	0	0	1	0	0	0	0	0	1	0	0	0	0	0	0	0	0	0	2
Other Sex Offenses	0	0	1	0	1	1	0	0	0	0	0	0	0	0	0	0	0	0	0	0	0	3
Sale-Narcotics	0	0	0	0	0	0	0	0	0	0	0	0	0	0	0	0	0	0	0	0	0	0
Sale-Marijuana	0	0	0	0	0	0	0	0	0	0	0	0	0	0	0	0	0	0	0	0	0	0

Continued on next page

102

1977 Cargo - County List Of Arrests By Age And Sex Of Offender
 SHAWNEE COUNTY - FEMALES (Continued)

OFFENSE	AGE																				Total	
	Under 11	11-12	13-14	15	16	17	Un Known	18	19	20	21	22	23	24	25-29	30-34	35-39	40-44	45+	Un-Known		
Sale-Synthetic Narcotics	0	0	0	0	0	0	0	0	0	0	0	0	0	0	0	0	0	0	0	0	0	0
Sale-Other	0	0	0	0	0	0	0	0	0	0	0	0	0	0	0	0	0	0	0	0	0	0
Possession-Narcotics	0	0	0	0	0	0	0	0	0	0	0	0	0	0	1	0	0	0	0	0	0	1
Possession-Marijuana	0	0	7	8	9	14	0	7	4	3	6	2	0	4	6	2	0	0	0	0	0	72
Possession-Synthetic Narcotics	0	0	0	0	0	1	0	0	0	0	0	0	0	0	0	0	0	0	0	0	0	1
Possession-Other	0	0	0	0	0	0	0	0	0	1	1	0	0	0	1	0	0	0	0	0	0	3
Bookmaking	0	0	0	0	0	0	0	0	0	0	0	0	0	0	0	0	0	0	0	0	0	0
Numbers & Lottery	0	0	0	0	0	0	0	0	0	0	0	0	0	0	0	0	0	0	0	0	0	0
Gambling-Other	0	0	0	0	0	0	0	0	0	0	0	0	0	0	0	0	0	0	0	0	0	0
Offenses-Family	0	0	0	0	0	0	0	0	0	0	0	0	0	0	0	1	0	0	0	0	0	1
DWI	0	0	0	1	0	1	0	4	5	3	4	4	6	3	8	10	9	7	5	0	0	70
Liquor Violations	0	0	1	5	14	41	0	6	1	1	1	0	0	0	1	1	0	0	2	0	0	74
Drunkenness	0	0	0	0	0	0	0	0	0	0	0	0	0	0	0	0	0	0	0	0	0	0
Disorderly Conduct	0	2	1	2	1	0	0	2	6	3	0	1	0	3	6	2	0	2	3	0	0	34
Vagrancy	0	0	0	0	0	0	0	0	0	0	0	0	0	0	0	0	0	0	0	0	0	0
All Other Offenses	0	1	4	4	8	4	0	7	3	9	5	4	7	6	14	10	2	2	17	0	0	107
Suspicion	0	0	0	0	0	0	0	0	0	0	0	0	0	0	0	0	0	0	0	0	0	0
Curfew-Loitering	0	0	0	0	0	0	0	0	0	0	0	0	0	0	0	0	0	0	0	0	0	0
Runaways	1	3	33	55	46	19	0	0	0	0	0	0	0	0	0	0	0	0	0	0	0	157
Total	12	31	89	114	136	147	0	66	50	50	38	33	25	37	82	54	27	24	47	0	1062	

Table V-3B 7

1977 Cargo - County List Of Arrests By Age And Sex Of Offender
 WYANDOTTE COUNTY - FEMALES

OFFENSE	AGE																				Total
	Under 11	11-12	13-14	15	16	17	Un-Known	18	19	20	21	22	23	24	25-29	30-34	35-39	40-44	45+	Un-Known	
Murder Non-Negligent Manslaughter	0	0	0	0	0	0	0	0	0	0	0	0	0	0	1	0	0	0	0	0	1
Negligent Manslaughter	0	0	0	0	0	0	0	0	0	0	0	0	0	0	0	0	0	0	0	0	0
Forcible Rape	0	0	0	0	0	0	0	0	0	0	0	0	0	0	0	0	0	0	0	0	0
Robbery	0	0	0	0	0	2	0	0	1	0	1	1	0	0	0	1	2	0	0	0	8
Aggravated Assault	4	2	6	5	2	2	0	0	0	1	2	2	0	0	4	2	1	1	2	0	36
Burglary	3	2	1	1	8	4	0	1	0	2	1	0	2	2	0	2	0	0	0	0	29
Larceny Theft	4	11	55	37	43	37	0	21	25	19	20	12	9	14	42	30	18	9	33	0	439
Motor Vehicle Theft	0	0	2	3	0	0	0	0	2	0	0	1	0	0	1	0	2	0	0	0	11
Other Assaults	5	1	15	10	4	11	0	8	10	12	12	11	7	8	33	27	16	19	6	0	215
Arson	0	0	0	0	0	0	0	0	0	0	0	1	0	0	0	1	0	0	0	0	2
Forgery	0	0	0	1	0	0	0	1	1	1	0	3	1	1	0	0	2	1	0	0	12
Fraud	0	0	0	0	2	0	0	4	5	6	1	3	1	2	1	0	0	1	0	0	26
Embezzlement	0	0	0	0	0	0	0	0	0	0	0	0	0	0	0	0	0	0	0	0	0
Stolen Property	0	0	0	0	1	1	0	2	1	1	1	0	4	2	2	2	0	2	0	0	19
Vandalism	0	1	5	2	4	0	0	6	4	6	2	3	0	0	9	8	3	0	2	0	55
Weapons	0	0	0	0	0	1	0	0	1	1	2	0	3	2	3	6	0	0	0	0	19
Prostitution	0	0	0	0	0	0	0	3	5	3	7	6	4	7	10	1	0	0	0	0	46
Other Sex Offenses	0	0	0	0	1	0	0	0	0	0	1	0	0	0	0	0	0	0	0	0	2
Sale-Narcotics	0	0	0	0	0	0	0	0	0	0	0	0	0	0	0	0	0	0	0	0	0
Sale-Marijuana	0	0	0	0	0	0	0	0	0	0	0	0	0	0	0	0	0	0	0	0	0

Continued on next page

1977 Cargo - County List Of Arrests By Age And Sex Of Offender

WYANDOTTE COUNTY - FEMALES (Continued)

OFFENSE	AGE																			Un- Known	Total
	Under 11	11-12	13-14	15	16	17	18	19	20	21	22	23	24	25-29	30-34	35-39	40-44	45+			
Sale-Synthetic Narcotics	0	0	1	0	0	0	0	0	0	0	0	0	0	0	0	0	0	0	0	0	1
Sale-Other	0	0	1	1	0	2	0	0	0	0	0	0	0	0	0	0	0	0	0	0	4
Possession-Narcotics	0	0	0	0	0	0	0	0	0	0	0	0	0	0	0	0	0	0	0	0	0
Possession-Marijuana	0	0	1	1	0	1	0	1	1	3	1	1	2	0	1	2	0	0	0	0	15
Possession-Synthetic Narcotics	0	0	0	0	0	0	0	0	0	0	0	0	0	0	0	0	0	0	0	0	0
Possession-Other	0	0	1	0	2	0	0	1	3	1	1	1	8	0	1	1	0	1	0	0	21
Bookmaking	0	0	0	0	0	0	0	0	0	0	0	0	0	0	0	0	0	0	0	0	0
Numbers & Lottery	0	0	0	0	0	0	0	0	0	0	0	0	0	0	0	0	0	0	0	0	0
Gambling-Other	0	0	0	0	1	0	0	2	1	0	0	1	0	0	3	3	3	0	5	0	19
Offenses-Family	2	0	1	0	0	0	0	0	0	0	0	0	0	0	0	0	0	1	0	0	4
PWI	0	0	0	0	1	0	0	2	6	3	4	7	4	5	24	13	13	14	34	0	130
Liquor Violations	0	0	0	0	0	0	0	0	1	0	0	3	0	2	4	20	2	1	5	0	38
Drunkenness	0	0	1	1	0	1	0	0	0	0	0	0	0	0	0	0	0	0	0	0	3
Disorderly Conduct	0	1	6	7	8	6	0	20	29	35	29	24	12	15	73	74	29	31	13	0	412
Vagrancy	0	0	0	0	0	0	0	1	0	0	0	0	0	0	0	0	0	0	0	0	1
All Other Offenses	5	4	19	8	24	14	0	6	11	3	12	12	17	10	29	22	9	10	8	0	223
Suspicion	0	0	0	0	0	0	0	0	0	0	0	0	0	0	0	0	0	0	0	0	0
Curfew-Loitering	0	0	0	2	0	0	0	0	0	0	0	0	0	0	0	0	0	0	0	0	2
Runaways	22	25	140	108	107	38	0	0	0	0	0	0	0	0	0	0	0	0	0	0	440
Total	45	47	255	187	208	120	0	79	107	97	97	92	74	70	241	215	100	91	108	0	2233

Table V-3B 8

1977 Cargo - County List of Arrests by Age and Sex of Offender
ALL OTHER COUNTIES - FEMALES

OFFENSE	AGE																			Total	
	Under 11	11-12	13-14	15	16	17	Un-Known	18	19	20	21	22	23	24	25-29	30-34	35-39	40-44	45+		Un-Known
Murder Non-Negligent Manslaughter	0	0	0	0	0	0	0	0	0	0	0	0	0	0	2	0	0	0	0	0	2
Negligent Manslaughter	0	0	0	0	0	1	0	0	0	0	0	0	0	0	0	0	0	1	0	0	2
Forcible Rape	0	0	1	0	1	0	0	0	0	1	0	0	0	0	0	0	0	0	0	0	3
Robbery	0	1	0	0	0	0	0	0	0	0	0	0	0	1	1	0	0	0	0	0	3
Aggravated Assault	1	1	5	1	3	1	0	3	2	2	2	4	3	1	8	10	11	2	7	0	72
Burglary	7	4	7	7	7	9	0	6	3	4	9	4	3	3	5	0	0	1	2	0	81
Larceny Theft	17	39	87	60	73	84	0	82	92	55	52	42	30	28	92	52	38	26	76	0	1025
Motor Vehicle Theft	0	0	7	4	6	10	0	8	0	2	2	1	2	3	2	0	0	0	0	0	47
Other Assaults	0	5	15	6	8	8	0	10	11	20	8	7	8	11	17	11	7	6	5	0	163
Arson	0	0	0	0	0	1	0	1	1	2	2	0	0	0	0	1	1	0	0	0	9
Forgery	0	1	1	6	9	10	0	13	18	2	4	7	3	5	11	9	5	1	2	0	107
Fraud	0	4	2	1	3	11	0	28	52	44	38	28	31	36	143	71	42	38	42	0	614
Embezzlement	0	0	0	0	0	0	0	0	0	0	0	0	0	0	0	1	1	0	0	0	2
Stolen Property	0	0	4	2	0	2	0	2	2	0	0	0	0	1	7	1	0	0	0	0	21
Vandalism	15	8	15	8	9	6	0	5	6	0	6	3	4	0	4	5	3	0	2	0	99
Weapons	0	1	1	1	2	1	0	2	1	0	2	2	4	3	1	2	1	3	0	0	27
Prostitution	0	0	0	0	0	0	0	2	3	4	13	3	5	6	4	0	1	0	1	0	42
Other Sex Offenses	0	1	0	1	4	0	0	2	0	0	0	0	0	0	0	0	0	0	1	0	9
Sale-Narcotics	0	0	0	0	0	0	0	0	0	0	0	3	2	0	0	0	0	0	0	0	5
Sale-Marijuana	0	0	3	2	2	4	0	10	8	2	4	5	2	0	4	0	2	1	0	1	50

Continued on next page

1977 Fargo - County List of Arrests by Age and Sex of Offender
ALL OTHER COUNTIES - FEMALES (continued)

OFFENSE	AGE																				Total
	Under 11	11-12	13-14	15	16	17	Un Known	18	19	20	21	22	23	24	25-29	30-34	35-39	40-44	45+	Un-Known	
Sale-Synthetic Narcotics	0	0	0	1	1	1	0	0	2	1	1	0	0	0	0	0	0	0	0	0	7
Sale-Other	0	0	0	0	1	0	0	1	0	0	0	0	0	0	0	0	0	0	0	0	2
Possession-Narcotics	0	0	0	0	0	1	0	2	0	1	0	0	1	0	1	2	0	0	0	0	8
Possession-Marijuana	0	0	12	25	22	24	0	28	21	16	15	8	4	6	16	10	1	2	0	0	210
Possession-Synthetic Narcotics	0	0	0	2	3	1	0	0	1	1	0	0	1	0	1	1	0	0	0	0	11
Possession-Other	0	0	0	1	0	0	0	1	1	2	0	1	1	3	2	1	1	0	0	0	14
Bookmaking	0	0	0	0	0	0	0	0	0	0	0	0	0	0	0	0	0	0	0	0	0
Numbers & Lottery	0	0	0	0	0	0	0	0	0	0	0	0	0	0	1	0	0	0	0	0	1
Gambling-Other	0	0	0	0	0	0	0	0	0	0	0	0	0	0	0	2	0	0	0	0	2
Offenses-Family	0	0	0	0	0	0	0	2	4	3	2	2	2	2	13	7	7	2	2	0	48
DWI	0	0	0	1	5	14	0	12	16	12	8	7	10	12	35	39	30	28	82	0	311
Liquor Violations	0	2	14	37	26	28	0	22	13	14	9	9	5	3	19	3	15	12	14	0	245
Drunkenness	0	0	0	0	1	4	0	1	5	3	0	1	6	6	13	13	21	5	27	0	106
Disorderly Conduct	0	6	22	17	18	19	0	11	8	22	16	14	14	17	24	23	20	18	21	0	295
Vagrancy	0	1	10	20	15	10	0	1	0	2	1	1	0	1	2	1	0	1	3	0	69
All Other Offenses	24	24	90	89	77	57	0	43	57	46	59	53	46	44	122	68	95	72	95	0	1161
Suspicion	0	0	0	3	6	2	0	5	3	2	1	1	0	0	2	1	0	0	0	0	26
Curfew-Loitering	1	9	46	64	50	36	0	0	0	0	0	0	0	0	0	0	0	0	0	0	206
Runaways	4	19	197	212	224	105	0	0	0	0	0	0	0	0	0	0	0	0	0	0	761
Total	74	126	539	571	576	450	0	303	330	268	254	206	187	192	552	334	302	219	382	1	5866

SECTION V

PART B

ARRESTS BY RACE AND OFFENSE

1977

1977 CARGO-COUNTY LIST OF ARRESTS BY RACE, OFFENSE AND COUNTY OF OFFENSE

The arrests totals by race represent figures for which race designations were reported, but which do not necessarily equal the total number of actual arrests. There were, in fact, only 41 (.05% of total) missing race designations which were not included. The All Others county designation refers to 98 counties not separately listed. The average number of arrests per county, within this group, was 335.

Whites and adults shared the greatest number of arrests, having 41,127 and 20,879 respectively. The county with the largest number of Whites arrested was Johnson, reporting 8766 arrests. Wyandotte County had the largest number of adult arrests with 8693 reported. The greatest number of White Adult arrests were in Johnson County with a total of 5,659 arrests. Wyandotte County had the most Negro Adult arrests (3,330). For Adult Indian, Adult Chinese, Adult Japanese and Adult Other, Sedgwick County ranked number one reporting 128, 12, 3 and 154 arrests respectively.

Table V-4

RECAP OF 1977 CARGO-COUNTY LIST OF ARRESTS BY RACE, OFFENSE, COUNTY OF ARREST, AND PERCENTAGES*

COUNTY	Adult White	Adult Negro	Adult Indian	Adult Chinese	Adult Japanese	Adult Other	Total Adult	Juvenile White	Juvenile Negro	Juvenile Indian	Juvenile Chinese	Juvenile Japanese	Juvenile Other	Juvenile Total	Total
Douglas	1397	250	174	0	1	27	1849	395	51	8	0	0	0	454	2303
Johnson	5659	408	2	0	1	8	6078	3107	49	2	0	2	10	3170	9248
Leavenworth	621	239	0	0	0	0	860	283	36	0	0	0	0	319	1179
Neno	1130	72	4	0	0	4	1210	685	33	1	0	0	0	719	1929
Sedgwick	3725	1853	128	12	3	154	5875	4752	1176	53	1	0	146	6128	12,003
Shawnee	2121	535	63	0	0	13	2732	1194	332	22	2	0	24	1574	4306
Wyandotte	5356	3330	0	0	0	7	8693	1689	871	0	0	0	0	2560	11,253
All Others **	21,118	1901	263	4	8	215	23,509	8774	516	50	2	0	60	9402	32,911
Total	41,127	8588	634	16	13	428	50,806	20,879	3064	136	5	2	240	24,326	75,132

*Totals reflect only reported race designations and do not necessarily equal the number of arrests.

**This subtitle refers to 98 counties not separately listed, and the total cited are cumulative figures.
The average number of arrests per county within this group is 335 or .4% of the total number of arrests.

Recap Of 1977 Cargo-County List Of Arrests By Race, Offense, County Of Arrest, and Percentages*

Table V-4A 1

ADULTS

County	Adult White		Adult Negro		Adult Indian		Adult Chinese		Adult Japanese		Adult Other		Adult Total		Juvenile Total**		County	Total
	Number	Percent	Number	Percent	Number	Percent	Number	Percent	Number	Percent	Number	Percent	Number	Percent	Number	Percent	Number	Percent
Douglas	1397	1.9	250	0.3	174	0.2	0	0.0	1	0.0	27	0.0	1849	2.5	454	0.6	2303	3.1
Johnson	5659	7.5	408	0.5	2	0.0	0	0.0	1	0.0	8	0.0	6078	8.1	3170	4.2	9248	12.3
Leavenworth	621	0.8	239	0.3	0	0.0	0	0.0	0	0.0	0	0.0	860	1.1	319	0.4	1179	1.6
Reno	1130	1.5	72	0.1	4	0.0	0	0.0	0	0.0	5	0.0	1210	1.6	719	0.9	1929	2.6
Sedgwick	3725	5.0	1853	2.5	128	0.2	12	0.0	3	0.0	154	0.2	5875	7.8	6128	8.2	12,003	15.9
Shawnee	2121	2.8	535	0.7	63	0.0	0	0.0	0	0.0	13	0.0	2732	3.6	1574	2.1	4306	5.7
Wyandotte	5356	7.1	3330	4.5	0	0.0	0	0.0	0	0.0	7	0.0	8693	11.6	2560	3.4	11,253	15.0
All Others#	21,118	28.1	1901	2.5	263	0.4	4	0.0	8	0.0	215	0.3	23,509	31.3	9402	12.5	32,911	43.8
Grand Total	41,127	54.7	8588	11.4	634	0.8	16	0.0	13	0.0	428	0.5	50,806	67.6	24,326	32.3	75,132	100.0

*Totals reflect only reported race designations and do not necessarily equal the number of arrests

**See: Recap of 1977 Cargo-County List of Arrests By Race, Offense, County Of Arrest, and Percentages - JUVENILES

#This subtitle refers to 98 counties not separately listed. The totals cited are cumulative figures.

The average number of arrests per county within this group is 336 or .5% of the total number of arrests.

Recap Of 1977 Cargo-County List Of Arrests By Race, Offense, County Of Arrest, and Percentages*

Table V-4A 2

JUVENILES

County	Juvenile White		Juvenile Negro		Juvenile Indian		Juvenile Chinese		Juvenile Japanese		Juvenile Other		Juvenile Total		Adult Total**		County Total	
	Number	Percent	Number	Percent	Number	Percent	Number	Percent	Number	Percent	Number	Percent	Number	Percent	Number	Percent	Number	Percent
Douglas	395	0.5	51	0.1	8	0.0	0	0.0	0	0.0	0	0.0	454	0.6	1849	2.5	2303	3.1
Johnson	3107	4.1	49	0.1	2	0.0	0	0.0	2	0.0	10	0.0	3170	4.2	6078	8.1	9248	12.3
Leavenworth	283	0.4	36	0.0	0	0.0	0	0.0	0	0.0	0	0.0	319	0.4	860	1.1	1179	1.6
Reno	685	0.9	33	0.0	1	0.0	0	0.0	0	0.0	0	0.0	719	0.9	1210	1.6	1929	2.6
Sedgwick	4752	6.3	1176	1.6	53	0.1	1	0.0	0	0.0	146	0.2	6128	8.2	5875	7.8	12,003	15.9
Shawnee	1194	1.6	332	0.4	22	0.0	2	0.0	0	0.0	24	0.0	1574	2.1	2732	3.6	4306	5.7
Wyandotte	1689	2.3	871	1.2	0	0.0	0	0.0	0	0.0	0	0.0	2560	3.4	8693	11.6	11,253	15.0
All Others#	8774	11.6	516	0.7	50	0.1	2	0.0	0	0.0	60	0.1	9402	12.5	23,509	31.3	32,911	43.8
Grand Total	20,879	27.7	3064	4.1	136	0.2	5	0.0	2	0.0	240	0.3	24,326	32.3	50,806	67.6	75,132	100.0

*Totals reflect only reported race designations and do not necessarily equal the number of arrests.

**See: Recap Of 1977 Cargo-County List Of Arrests By Race, Offense, County Of Arrests, and Percentages - ADULTS

#This subtitle refers to 98 counties not separately listed. The totals cited are cumulative figures.

The average number of arrests per county within this group is 336 or .5% of the total number of arrests.

Table V-4B 1

1977 CARGO-COUNTY LIST OF ARRESTS BY RACE, OFFENSE, AND COUNTY OF ARREST

DOUGLAS COUNTY

Offense	Adult White	Adult Negro	Adult Indian	Adult Chinese	Adult Japanese	Adult Other	Adult Total	Juvenile White	Juvenile Negro	Juvenile Indian	Juvenile Chinese	Juvenile Japanese	Juvenile Other	Juvenile Total	County Total
Murder Non-Negligent Manslaughter	1	2	0	0	0	0	3	0	1	0	0	0	0	1	4
Negligent Manslaughter	0	0	0	0	0	0	0	0	0	0	0	0	0	0	0
Forcible Rape	2	2	6	0	0	0	10	2	0	0	0	0	0	2	12
Robbery	16	3	5	0	0	0	24	0	1	0	0	0	0	1	25
Aggravated Assault	37	12	6	0	0	10	65	3	0	0	0	0	0	3	68
Burglary	40	15	3	0	0	0	58	22	6	0	0	0	0	28	86
Larceny Theft	209	35	20	0	0	2	266	89	11	2	0	0	0	102	368
Motor Vehicle Theft	13	3	6	0	0	0	22	18	4	0	0	0	0	22	44
Other Assaults	55	21	12	0	0	12	100	9	1	0	0	0	0	10	110
Arson	7	0	0	0	0	0	7	2	0	0	0	0	0	2	9
Forgery	10	0	0	0	0	0	10	0	0	0	0	0	0	0	10
Fraud	18	2	2	0	0	0	22	2	0	0	0	0	0	2	24
Embezzlement	1	0	0	0	0	0	1	0	0	0	0	0	0	0	1
Stolen Property	11	3	0	0	0	0	14	3	4	0	0	0	0	7	21
Vandalism	24	4	1	0	0	0	29	21	1	0	0	0	0	22	51
Weapons	0	1	0	0	0	0	1	0	1	0	0	0	0	1	2
Prostitution	0	0	0	0	0	0	0	0	0	0	0	0	0	0	0
Other Sex Offenses	7	3	0	0	0	0	10	1	0	0	0	0	0	1	11
Sale-Narcotics	1	0	0	0	0	0	1	0	0	0	0	0	0	0	1
Sale-Marijuana	10	0	0	0	0	0	10	1	0	0	0	0	0	1	11

Continued on next page

1977 CARGO-COUNTY LIST OF ARRESTS BY RACE, OFFENSE, AND COUNTY OF ARREST

DOUGLAS COUNTY

Offense	Adult White	Adult Negro	Adult Indian	Adult Chinese	Adult Japanese	Adult Other	Adult Total	Juvenile White	Juvenile Negro	Juvenile Indian	Juvenile Chinese	Juvenile Japanese	Juvenile Other	Juvenile Total	County Total
Sale-Synthetic Narcotics	0	0	0	0	0	0	0	0	0	0	0	0	0	0	0
Sale-Other	0	0	0	0	0	0	0	0	0	0	0	0	0	0	0
Possession-Narcotics	0	0	0	0	0	0	0	0	0	0	0	0	0	0	0
Possession-Marijuana	25	0	10	0	0	0	35	2	0	0	0	0	0	2	37
Possession-Synthetic Narcotics	1	0	0	0	0	0	1	0	0	0	0	0	0	0	1
Possession-Other	1	0	0	0	0	0	1	0	0	0	0	0	0	0	1
Bookmaking	0	0	0	0	0	0	0	0	0	0	0	0	0	0	0
Numbers & Lottery	0	0	0	0	0	0	0	0	0	0	0	0	0	0	0
Gambling-Other	0	0	0	0	0	0	0	0	0	0	0	0	0	0	0
Offenses-Family	6	0	0	0	0	0	6	2	0	0	0	0	0	2	8
DWI	296	28	41	0	0	0	365	11	0	0	0	0	0	11	376
Liquor Violations	2	0	0	0	0	0	2	3	0	0	0	0	0	3	5
Drunkenness	2	0	0	0	0	0	2	0	0	0	0	0	0	0	2
Disorderly Conduct	113	23	21	0	0	3	160	2	3	1	0	0	0	6	166
Vagrancy	5	0	0	0	0	0	5	0	0	0	0	0	0	0	5
All Other Offenses	477	93	41	0	1	0	612	45	10	1	0	0	0	56	668
Suspicion	7	0	0	0	0	0	7	2	0	0	0	0	0	2	9
Curfew-Loitering	0	0	0	0	0	0	0	11	0	0	0	0	0	11	11
Runaways	0	0	0	0	0	0	0	144	8	4	0	0	0	156	156
Total	1397	250	174	0	1	27	1849	395	51	8	0	0	0	454	2303

Table V-4B 2

1977 CARGO-COUNTY LIST OF ARRESTS BY RACE, OFFENSE, AND COUNTY OF ARREST

JOHNSON COUNTY

Offense	Adult White	Adult Negro	Adult Indian	Adult Chinese	Adult Japanese	Adult Other	Adult Total	Juvenile White	Juvenile Negro	Juvenile Indian	Juvenile Chinese	Juvenile Japanese	Juvenile Other	Juvenile Total	County Total
Murder Non-Negligent Manslaughter	4	1	0	0	0	0	5	0	0	0	0	0	0	0	5
Negligent Manslaughter	3	0	0	0	0	0	3	1	0	0	0	0	0	1	4
Forcible Rape	5	0	0	0	0	0	5	3	0	0	0	0	0	3	8
Robbery	29	2	0	0	0	0	31	8	1	0	0	0	0	9	40
Aggravated Assault	92	3	0	0	0	0	95	47	1	0	0	0	0	48	143
Burglary	91	12	0	0	0	0	103	168	2	0	0	0	0	170	273
Larceny Theft	516	105	0	0	1	0	622	579	23	0	0	1	4	607	1229
Motor Vehicle Theft	34	0	0	0	0	0	34	62	0	0	0	0	0	62	96
Other Assaults	347	32	0	0	0	0	379	63	3	0	0	0	0	66	445
Arson	6	1	0	0	0	0	7	8	0	0	0	0	0	8	15
Forgery	43	6	0	0	0	0	49	19	2	0	0	0	1	22	71
Fraud	210	24	0	0	0	0	234	12	1	0	0	0	0	13	247
Embezzlement	0	0	0	0	0	0	0	0	0	0	0	0	0	0	0
Stolen Property	13	1	0	0	0	1	15	17	2	0	0	0	0	19	34
Vandalism	100	3	0	0	0	0	103	227	2	1	0	0	0	230	333
Weapons	63	4	0	0	0	1	68	25	0	0	0	0	0	25	93
Prostitution	10	2	0	0	0	0	12	0	0	0	0	0	0	0	12
Other Sex Offenses	45	0	0	0	0	0	45	12	0	0	0	0	0	12	57
Sale-Narcotics	3	0	0	0	0	0	3	1	0	0	0	0	0	1	4
Sale-Marijuana	21	0	0	0	0	0	21	44	0	0	0	0	0	44	65

Continued on next page

116

1977 CARGO-COUNTY LIST OF ARRESTS BY RACE, OFFENSE, AND COUNTY OF ARREST

JOHNSON COUNTY

Offense	Adult White	Adult Negro	Adult Indian	Adult Chinese	Adult Japanese	Adult Other	Adult Total	Juvenile White	Juvenile Negro	Juvenile Indian	Juvenile Chinese	Juvenile Japanese	Juvenile Other	Juvenile Total	County Total
Sale-Synthetic Narcotics	9	0	0	0	0	0	9	0	0	0	0	0	0	0	9
Sale-Other	11	0	0	0	0	0	11	2	0	0	0	0	0	2	13
Possession-Narcotics	19	1	0	0	0	0	20	3	0	0	0	0	0	3	23
Possession-Marijuana	178	7	0	0	0	0	185	197	0	0	0	0	1	198	383
Possession-Synthetic Narcotics	8	0	0	0	0	0	8	0	0	0	0	0	0	0	8
Possession-Other	11	1	0	0	0	0	12	10	0	0	0	0	0	10	22
Bookmaking	0	0	0	0	0	0	0	0	0	0	0	0	0	0	0
Numbers & Lottery	0	0	0	0	0	0	0	0	0	0	0	0	0	0	0
Gambling-Other	1	0	0	0	0	0	1	0	0	0	0	0	0	0	1
Offenses-Family	20	0	0	0	0	0	20	1	0	0	0	0	0	1	21
DWI	925	28	1	0	0	1	955	66	0	0	0	0	0	66	1021
Liquor Violations	382	8	0	0	0	0	390	250	0	0	0	0	0	250	640
Drunkenness	107	6	1	0	0	0	114	40	0	0	0	0	0	40	154
Disorderly Conduct	279	20	0	0	0	0	299	63	0	0	0	0	0	63	362
Vagrancy	4	0	0	0	0	0	4	1	0	0	0	0	0	1	5
All Other Offenses	2070	141	0	0	0	5	2216	473	4	0	0	0	2	479	2695
Suspicion	0	0	0	0	0	0	0	1	0	0	0	0	0	1	1
Curfew-Loitering	0	0	0	0	0	0	0	37	3	0	0	0	0	40	40
Runaways	0	0	0	0	0	0	0	667	5	1	0	1	2	676	676
Total	5659	408	2	0	1	8	6078	3107	49	2	0	2	10	3170	9248

Table V-4D C

1977 CARGO - COUNTY LIST OF ARRESTS BY RACE, OFFENSE, AND COUNTY OF ARREST

LEAVENWORTH COUNTY

Offense	Adult White	Adult Negro	Adult Indian	Adult Chinese	Adult Japanese	Adult Other	Adult Total	Juvenile White	Juvenile Negro	Juvenile Indian	Juvenile Chinese	Juvenile Japanese	Juvenile Other	Juvenile Total	County Total
Murder Non-Negligent Manslaughter	0	1	0	0	0	0	1	0	2	0	0	0	0	2	3
Negligent Manslaughter	0	0	0	0	0	0	0	0	0	0	0	0	0	0	0
Forcible Rape	0	0	0	0	0	0	0	1	0	0	0	0	0	1	1
Robbery	4	2	0	0	0	0	6	1	4	0	0	0	0	5	11
Aggravated Assault	32	10	0	0	0	0	42	7	0	0	0	0	0	7	49
Burglary	19	6	0	0	0	0	25	41	5	0	0	0	0	46	71
Larceny Theft	44	20	0	0	0	0	64	43	7	0	0	0	0	50	114
Motor Vehicle Theft	2	0	0	0	0	0	2	6	1	0	0	0	0	7	9
Other Assaults	20	5	0	0	0	0	25	7	1	0	0	0	0	8	33
Arson	1	0	0	0	0	0	1	3	3	0	0	0	0	6	7
Forgery	4	0	0	0	0	0	4	2	0	0	0	0	0	2	6
Fraud	0	4	0	0	0	0	4	0	0	0	0	0	0	0	4
Embezzlement	0	0	0	0	0	0	0	0	0	0	0	0	0	0	0
Stolen Property	3	1	0	0	0	0	4	2	0	0	0	0	0	2	6
Vandalism	9	3	0	0	0	0	12	0	0	0	0	0	0	0	12
Weapons	7	2	0	0	0	0	9	0	0	0	0	0	0	0	9
Prostitution	3	0	0	0	0	0	3	0	0	0	0	0	0	0	3
Other Sex Offenses	5	0	0	0	0	0	5	0	0	0	0	0	0	0	5
Sale-Narcotics	0	0	0	0	0	0	0	0	0	0	0	0	0	0	0
Sale-Marijuana	7	0	0	0	0	0	7	8	0	0	0	0	0	8	15

Continued on next page

1977 CARGO-COUNTY LIST OF ARRESTS BY RACE, OFFENSE, AND COUNTY OF ARREST

LEAVENWORTH COUNTY

Offense	Adult White	Adult Negro	Adult Indian	Adult Chinese	Adult Japanese	Adult Other	Adult Total	Juvenile White	Juvenile Negro	Juvenile Indian	Juvenile Chinese	Juvenile Japanese	Juvenile Other	Juvenile Total	County Total
Sale-Synthetic Narcotics	1	0	0	0	0	0	1	0	2	0	0	0	0	2	3
Sale-Other	0	0	0	0	0	0	0	0	0	0	0	0	0	0	0
Possession-Narcotics	2	0	0	0	0	0	2	0	0	0	0	0	0	0	2
Possession-Marijuana	23	2	0	0	0	0	25	18	1	0	0	0	0	19	44
Possession-Synthetic Narcotics	4	0	0	0	0	0	4	0	1	0	0	0	0	1	5
Possession-Other	1	0	0	0	0	0	1	0	0	0	0	0	0	0	1
Bookmaking	0	0	0	0	0	0	0	0	0	0	0	0	0	0	0
Numbers & Lottery	0	0	0	0	0	0	0	0	0	0	0	0	0	0	0
Gambling-Other	3	0	0	0	0	0	3	0	0	0	0	0	0	0	3
Offenses-Family	1	0	0	0	0	0	1	0	0	0	0	0	0	0	1
DWI	159	28	0	0	0	0	187	6	0	0	0	0	0	6	193
Liquor Violations	11	2	0	0	0	0	13	5	0	0	0	0	0	5	18
Drunkness	1	0	0	0	0	0	1	0	0	0	0	0	0	0	1
Disorderly Conduct	75	12	0	0	0	0	87	4	1	0	0	0	0	5	92
Vagrancy	7	0	0	0	0	0	7	0	0	0	0	0	0	0	7
All Other Offenses	173	141	0	0	0	0	314	66	3	0	0	0	0	69	383
Suspicion	0	0	0	0	0	0	0	0	0	0	0	0	0	0	0
Curfew-Loitering	0	0	0	0	0	0	0	37	3	0	0	0	0	40	40
Runaways	0	0	0	0	0	0	0	26	2	0	0	0	0	28	28
Total	621	239	0	0	0	0	860	283	36	0	0	0	0	319	1179

Table V-4B 4

1977 CARGO-COUNTY LIST OF ARRESTS BY RACE, OFFENSE, AND COUNTY OF ARREST

Offense	RENO COUNTY														County Total
	Adult White	Adult Negro	Adult Indian	Adult Chinese	Adult Japanese	Adult Other	Adult Total	Juvenile White	Juvenile Negro	Juvenile Indian	Juvenile Chinese	Juvenile Japanese	Juvenile Other	Juvenile Total	
Murder Non-Negligent Manslaughter	1	0	0	0	0	0	1	0	0	0	0	0	0	0	1
Negligent Manslaughter	0	0	0	0	0	0	0	0	0	0	0	0	0	0	0
Forcible Rape	1	0	0	0	0	0	1	1	0	0	0	0	0	1	2
Robbery	5	0	0	0	0	0	5	6	0	0	0	0	0	6	11
Aggravated Assault	22	3	0	0	0	0	25	0	5	0	0	0	0	5	30
Burglary	47	0	0	0	0	0	47	21	1	0	0	0	0	22	69
Larceny Theft	93	12	0	0	0	0	105	124	11	0	0	0	0	135	240
Motor Vehicle Theft	5	1	0	0	0	0	6	39	1	0	0	0	0	40	46
Other Assaults	70	12	0	0	0	1	83	31	6	0	0	0	0	37	120
Arson	1	0	0	0	0	0	1	3	0	0	0	0	0	3	4
Forgery	10	0	0	0	0	0	10	0	0	0	0	0	0	0	10
Fraud	48	0	0	0	0	0	48	2	0	0	0	0	0	2	50
Embezzlement	0	0	0	0	0	0	0	0	0	0	0	0	0	0	0
Stolen Property	1	0	0	0	0	0	1	0	0	0	0	0	0	0	1
Vandalism	11	2	0	0	0	0	13	29	1	0	0	0	0	30	43
Weapons	6	2	0	0	0	0	8	4	0	0	0	0	0	4	12
Prostitution	0	0	0	0	0	0	0	0	0	0	0	0	0	0	0
Other Sex Offenses	5	0	0	0	0	0	5	8	0	0	0	0	0	8	13
Sale-Narcotics	2	0	0	0	0	0	2	0	0	0	0	0	0	0	2
Sale-Marijuana	2	0	0	0	0	0	2	0	0	0	0	0	0	0	2

Continued on next page

1977 CARGO-COUNTY LIST OF ARRESTS BY RACE, OFFENSE, AND COUNTY OF ARREST

RENO COUNTY

Offense	Adult White	Adult Negro	Adult Indian	Adult Chinese	Adult Japanese	Adult Other	Adult Total	Juvenile White	Juvenile Negro	Juvenile Indian	Juvenile Chinese	Juvenile Japanese	Juvenile Other	Juvenile Total	County Total
Sale-Synthetic Narcotics	6	0	0	0	0	0	6	0	0	0	0	0	0	0	6
Sale-Other	1	0	0	0	0	0	1	0	0	0	0	0	0	0	1
Possession-Narcotics	1	0	0	0	0	0	1	0	0	0	0	0	0	0	1
Possession-Marijuana	108	4	0	0	0	0	112	57	0	1	0	0	0	58	170
Possession-Synthetic Narcotics	10	2	0	0	0	0	12	1	0	0	0	0	0	1	13
Possession-Other	3	0	0	0	0	0	3	0	0	0	0	0	0	0	3
Bookmaking	0	0	0	0	0	0	0	0	0	0	0	0	0	0	0
Numbers & Lottery	0	0	0	0	0	0	0	0	0	0	0	0	0	0	0
Gambling-Other	3	0	0	0	0	0	3	0	0	0	0	0	0	0	3
Offenses-Family	0	0	0	0	0	0	0	0	0	0	0	0	0	0	0
DWI	230	4	1	0	0	2	237	4	1	0	0	0	0	5	242
Liquor Violations	203	6	0	0	0	0	209	53	1	0	0	0	0	54	263
Drunkenness	54	5	2	0	0	0	61	1	0	0	0	0	0	1	62
Disorderly Conduct	51	3	1	0	0	1	56	5	1	0	0	0	0	6	62
Vagrancy	0	0	0	0	0	0	0	0	0	0	0	0	0	0	0
All Other Offenses	130	16	0	0	0	0	146	23	1	0	0	0	0	24	170
Suspicion	0	0	0	0	0	0	0	0	0	0	0	0	0	0	0
Curfew-Loitering	0	0	0	0	0	0	0	130	3	0	0	0	0	133	133
Runaways	0	0	0	0	0	0	0	143	1	0	0	0	0	144	144
Total	1130	72	4	0	0	4	1210	685	33	1	0	0	0	719	1929

Table V-4B 5

1977 CARGO-COUNTY LIST OF ARRESTS BY RACE, OFFENSE, AND COUNTY OF ARREST

SEDGWICK COUNTY

Offense	Adult							Juvenile							County Total
	White	Negro	Indian	Chinese	Japanese	Other	Total	White	Negro	Indian	Chinese	Japanese	Other	Total	
Murder Non-Negligent Manslaughter	16	12	0	0	0	0	28	3	1	0	0	0	0	4	32
Negligent Manslaughter	2	0	0	0	0	0	2	5	0	0	0	0	0	5	7
Forcible Rape	23	27	1	1	0	2	54	6	7	0	0	0	0	13	67
Robbery	82	114	11	0	0	3	210	22	42	1	0	0	4	69	279
Aggravated Assault	144	147	7	0	0	10	308	30	30	0	0	0	1	61	369
Burglary	334	166	3	0	0	11	514	352	101	1	0	0	3	457	971
Larceny Theft	822	388	11	6	1	24	1252	1086	457	7	1	0	40	1591	2843
Motor Vehicle Theft	91	24	2	0	0	2	119	193	20	0	0	0	7	220	339
Other Assaults	415	201	10	0	0	33	659	294	133	4	0	0	20	451	1110
Arson	7	3	0	0	0	0	10	7	1	0	0	0	0	8	18
Forgery	75	107	0	0	0	1	183	30	11	0	0	0	0	41	224
Fraud	65	14	0	0	2	0	81	15	0	0	0	0	0	15	96
Embezzlement	70	9	1	0	0	0	80	32	4	0	0	0	0	36	116
Stolen Property	14	12	0	0	0	2	28	16	13	1	0	0	0	30	58
Vandalism	134	20	0	0	0	1	155	486	59	0	0	0	12	557	712
Weapons	87	78	2	0	0	5	172	42	9	1	0	0	6	58	230
Prostitution	21	14	0	0	0	0	35	2	2	0	0	0	0	4	39
Other Sex Offenses	64	6	0	0	0	0	70	28	12	0	0	0	2	42	132
Sale-Narcotics	6	53	0	0	0	1		2	0	0	0	0	0	2	62
Sale-Marijuana	40	3	0	0	0	1		6	2	0	0	0	0	8	52

Continued on next page

1977 CARGO-COUNTY LIST OF ARRESTS BY RACE, OFFENSE, AND COUNTY OF ARREST

SEDGWICK COUNTY

Offense	Adult White	Adult Negro	Adult Indian	Adult Chinese	Adult Japanese	Adult Other	Adult Total	Juvenile White	Juvenile Negro	Juvenile Indian	Juvenile Chinese	Juvenile Japanese	Juvenile Other	Juvenile Total	County Total
Sale-Synthetic Narcotics	1	0	0	0	0	0	1	0	0	0	0	0	0	0	1
Sale-Other	10	0	0	0	0	0	10	4	0	0	0	0	0	4	14
Possession-Narcotics	16	22	0	0	0	0	38	1	1	0	0	0	0	2	40
Possession-Marijuana	197	57	2	0	0	3	259	172	29	1	0	0	8	210	469
Possession-Synthetic Narcotics	3	0	0	0	0	0	3	3	1	0	0	0	0	4	7
Possession-Other	18	1	0	0	0	1	20	7	0	0	0	0	0	7	27
Bookmaking	0	13	0	0	0	0	13	0	0	0	0	0	0	0	13
Numbers & Lottery	0	0	0	0	0	0	0	0	0	0	0	0	0	0	0
Gambling-Other	9	21	0	0	0	0	30	1	0	0	0	0	0	1	31
Offenses-Family	3	1	0	0	0	0	4	2	0	0	0	0	0	2	6
DWI	502	53	10	0	0	23	588	4	0	0	0	0	0	4	592
Liquor Violations	75	23	3	0	0	0	101	53	2	0	0	0	2	57	158
Drunkenness	3	0	0	0	0	0	3	0	0	0	0	0	0	0	3
Disorderly Conduct	8	145	60	5	0	12	230	257	59	7	0	0	0	323	553
Vagrancy	18	18	1	0	0	4	41	4	3	0	0	0	0	7	48
All Other Offenses	350	101	4	0	0	15	470	331	41	2	0	0	9	383	853
Suspicion	0	0	0	0	0	0	0	0	0	0	0	0	0	0	0
Curfew-Loitering	0	0	0	0	0	0	0	127	8	2	0	0	5	142	142
Runaways	0	0	0	0	0	0	0	1129	128	26	0	0	27	1310	1310
Total	3725	1853	128	12	3	154	5875	4752	1176	53	1	0	146	6128	12,003

Table V-4B G

1977 CARGO-COUNTY LIST OF ARRESTS BY RACE, OFFENSE, AND COUNTY OF ARREST

SHAWNEE COUNTY

Offense	Adult							Juvenile							County Total
	White	Negro	Indian	Chinese	Japanese	Other	Total	White	Negro	Indian	Chinese	Japanese	Other	Total	
Murder Non-Negligent Manslaughter	2	4	0	0	0	0	6	0	0	0	0	0	0	0	6
Negligent Manslaughter	0	0	0	0	0	0	0	0	0	0	0	0	0	0	0
Forcible Rape	10	8	2	0	0	0	20	1	0	0	0	0	0	1	21
Robbery	29	13	0	0	0	0	42	7	11	0	0	0	0	18	60
Aggravated Assault	30	17	2	0	0	0	49	29	7	0	0	0	0	36	85
Burglary	90	39	2	0	0	1	132	101	62	1	0	0	0	164	296
Larceny Theft	303	142	8	0	0	2	455	303	115	2	2	0	3	425	880
Motor Vehicle Theft	22	3	2	0	0	0	27	62	15	1	0	0	0	78	105
Other Assaults	199	63	7	0	0	3	272	45	26	2	0	0	0	73	345
Arson	0	1	0	0	0	0	1	0	0	0	0	0	0	0	1
Forgery	11	3	1	0	0	0	15	11	1	0	0	0	0	12	27
Fraud	19	5	0	0	0	0	24	5	1	0	0	0	0	6	30
Embezzlement	0	0	0	0	0	0	0	0	0	0	0	0	0	0	0
Stolen Property	4	5	0	0	0	0	9	6	2	4	0	0	0	15	24
Vandalism	31	7	0	0	0	1	39	60	24	1	0	0	12	97	136
Weapons	16	22	1	0	0	0	39	3	1	0	0	0	0	4	43
Prostitution	3	0	0	0	0	0	3	1	0	0	0	0	0	1	4
Other Sex Offenses	3	3	0	0	0	0	6	8	4	0	0	0	0	12	18
Sale-Narcotics	24	14	0	0	0	2	40	1	0	0	0	0	0	1	41
Sale-Marijuana	8	1	0	0	0	0	9	0	0	0	0	0	0	0	9

Continued on next page

1977 CARGO-COUNTY LIST OF ARRESTS BY RACE, OFFENSE, AND COUNTY OF ARREST

SHAWNEE COUNTY

Offense	Adult White	Adult Negro	Adult Indian	Adult Chinese	Adult Japanese	Adult Other	Adult Total	Juvenile White	Juvenile Negro	Juvenile Indian	Juvenile Chinese	Juvenile Japanese	Juvenile Other	Juvenile Total	County Total
Sale-Synthetic Narcotics	0	0	0	0	0	0	0	0	0	0	0	0	0	0	0
Sale-Other	0	0	0	0	0	0	0	0	0	0	0	0	0	0	0
Possession-Narcotics	6	0	0	0	0	0	6	2	0	0	0	0	0	2	8
Possession-Marijuana	175	33	1	0	0	2	211	115	8	1	0	0	0	124	335
Possession-Synthetic Narcotics	2	0	0	0	0	0	2	3	0	0	0	0	0	3	5
Possession-Other	7	3	0	0	0	0	10	0	0	0	0	0	0	0	10
Bookmaking	0	0	0	0	0	0	0	0	0	0	0	0	0	0	0
Numbers & Lottery	0	0	0	0	0	0	0	0	0	0	0	0	0	0	0
Gambling-Other	0	0	0	0	0	0	0	0	0	0	0	0	0	0	0
Offenses-Family	1	0	0	0	0	0	1	0	0	0	0	0	0	0	1
DWI	679	81	27	0	0	2	789	25	2	0	0	0	0	27	816
Liquor Violations	89	13	6	0	0	0	108	103	7	3	0	0	0	113	221
Drunkenness	0	0	0	0	0	0	0	0	0	0	0	0	0	0	0
Disorderly Conduct	92	16	3	0	0	0	111	34	3	0	0	0	0	37	148
Vagrancy	0	0	0	0	0	0	0	0	0	0	0	0	0	0	0
All Other Offenses	262	39	1	0	0	0	302	70	13	1	0	0	9	93	395
Suspicion	4	0	0	0	0	0	4	0	0	0	0	0	0	0	4
Curfew-Loitering	0	0	0	0	0	0	0	0	0	0	0	0	0	0	0
Runaways	0	0	0	0	0	0	0	199	27	6	0	0	0	232	232
Total	2121	535	63	0	0	13	2732	1194	332	22	2	0	24	1574	4306

Table V-4B 7

1977 CARGO-COUNTY LIST OF ARRESTS BY RACE, OFFENSE, AND COUNTY OF ARREST

WYANDOTTE COUNTY

Offense	Adult	Adult	Adult	Adult	Adult	Adult	Adult	Juvenile	Juvenile	Juvenile	Juvenile	Juvenile	Juvenile	Juvenile	County Total
	White	Negro	Indian	Chinese	Japanese	Other	Total	White	Negro	Indian	Chinese	Japanese	Other	Total	
Murder Non-Negligent Manslaughter	8	10	0	0	0	0	18	2	0	0	0	0	0	2	20
Negligent Manslaughter	0	0	0	0	0	0	0	0	0	0	0	0	0	0	0
Forcible Rape	6	17	0	0	0	0	23	1	1	0	0	0	0	2	25
Robbery	29	79	0	0	0	0	108	4	14	0	0	0	0	18	126
Aggravated Assault	85	111	0	0	0	0	196	42	49	0	0	0	0	91	287
Burglary	132	161	0	0	0	0	293	132	91	0	0	0	0	223	456
Larceny Theft	357	380	0	0	0	0	737	287	288	0	0	0	0	575	1312
Motor Vehicle Theft	43	33	0	0	0	0	76	50	16	0	0	0	0	66	142
Other Assaults	700	366	0	0	0	0	1066	86	67	0	0	0	0	153	1219
Arson	6	8	0	0	0	0	14	16	0	0	0	0	0	16	30
Forgery	22	14	0	0	0	0	36	4	0	0	0	0	0	4	40
Fraud	44	34	0	0	0	0	78	4	1	0	0	0	0	5	83
Embezzlement	0	0	0	0	0	0	0	0	0	0	0	0	0	0	0
Stolen Property	70	76	0	0	0	0	146	10	9	0	0	0	0	19	165
Vandalism	216	86	0	0	0	0	302	93	42	0	0	0	0	135	437
Weapons	141	142	0	0	0	0	283	15	11	0	0	0	0	26	309
Prostitution	21	49	0	0	0	0	70	0	0	0	0	0	0	0	70
Other Sex Offenses	53	26	0	0	0	0	79	6	5	0	0	0	0	11	90
Sale-Narcotics	0	0	0	0	0	0	0	0	0	0	0	0	0	0	0
Sale-Marijuana	1	0	0	0	0	0	1	8	2	0	0	0	0	10	11

Continued on next page

1977 CARGO-COUNTY LIST OF ARRESTS BY RACE, OFFENSE, AND COUNTY OF ARREST

WYANDOTTE COUNTY

Offense	Adult White	Adult Negro	Adult Indian	Adult Chinese	Adult Japanese	Adult Other	Adult Total	Juvenile White	Juvenile Negro	Juvenile Indian	Juvenile Chinese	Juvenile Japanese	Juvenile Other	Juvenile Total	County Total
Sale-Synthetic Narcotics	0	0	0	0	0	0	0	1	1	0	0	0	0	2	2
Sale-Other	2	0	0	0	0	0	2	7	0	0	0	0	0	7	9
Possession-Narcotics	0	2	0	0	0	0	2	0	0	0	0	0	0	0	2
Possession-Marijuana	113	60	0	0	0	0	173	28	3	0	0	0	0	31	204
Possession-Synthetic Narcotics	1	0	0	0	0	0	1	1	0	0	0	0	0	1	2
Possession-Other	88	18	0	0	0	0	106	7	0	0	0	0	0	7	113
Bookmaking	0	0	0	0	0	0	0	0	0	0	0	0	0	0	0
Numbers & Lottery	0	0	0	0	0	0	0	0	0	0	0	0	0	0	0
Gambling-Other	46	44	0	0	0	0	90	4	0	0	0	0	0	4	94
Offenses-Family	4	1	0	0	0	0	5	10	0	0	0	0	0	10	15
DWI	903	300	0	0	0	3	1206	14	1	0	0	0	0	15	1221
Liquor Violations	125	51	0	0	0	0	176	6	1	0	0	0	0	7	183
Drunkenness	0	1	0	0	0	0	1	12	0	0	0	0	0	12	13
Disorderly Conduct	1426	813	0	0	0	4	2243	75	37	0	0	0	0	112	2355
Vagrancy	1	1	0	0	0	0	2	0	0	0	0	0	0	0	2
All Other Offenses	711	507	0	0	0	0	1218	199	71	0	0	0	0	270	1488
Suspicion	2	0	0	0	0	0	2	2	0	0	0	0	0	2	4
Curfew-Loitering	0	0	0	0	0	0	0	13	0	0	0	0	0	13	13
Runaways	0	0	0	0	0	0	0	550	161	0	0	0	0	711	711
Total	5356	3330	0	0	0	7	8693	1689	871	0	0	0	0	2560	11,253

Table V-4B 8

1977 CARGO-COUNTY LIST OF ARRESTS BY RACE, OFFENSE, AND COUNTY OF ARREST

ALL OTHER COUNTIES

Offense	Adult White	Adult Negro	Adult Indian	Adult Chinese	Adult Japanese	Adult Other	Adult Total	Juvenile White	Juvenile Negro	Juvenile Indian	Juvenile Chinese	Juvenile Japanese	Juvenile Other	Juvenile Total	County Total
Murder Non-Negligent Manslaughter	23	10	2	0	0	0	35	2	0	1	0	0	0	3	38
Negligent Manslaughter	12	0	1	0	0	0	13	1	0	1	0	0	0	2	15
Forcible Rape	41	23	3	0	0	1	68	6	0	0	0	0	2	8	76
Robbery	72	40	7	0	0	0	119	28	5	2	0	0	0	35	154
Aggravated Assault	473	91	10	0	0	6	580	69	6	1	0	0	0	76	656
Burglary	729	82	3	0	0	11	825	565	48	1	0	0	4	618	1443
Larceny Theft	1804	335	12	0	0	28	2179	1353	175	3	2	0	17	1550	3729
Motor Vehicle Theft	230	14	11	0	0	3	258	383	9	2	0	0	2	396	654
Other Assaults	922	152	10	2	0	8	1094	213	29	1	0	0	2	245	1339
Arson	30	7	0	0	0	0	37	32	1	0	0	0	0	33	70
Forgery	228	20	0	0	0	1	249	76	5	0	0	0	1	82	331
Fraud	1601	79	10	0	0	9	1699	37	4	2	0	0	0	43	1742
Embezzlement	11	4	0	0	0	0	15	0	0	0	0	0	0	0	15
Stolen Property	109	12	0	0	0	0	121	37	7	2	0	0	0	46	167
Vandalism	291	18	5	0	0	5	319	634	23	0	0	0	2	659	978
Weapons	128	38	1	0	1	2	170	57	12	0	0	0	0	69	239
Prostitution	37	58	1	0	0	0	96	0	0	0	0	0	0	0	96
Other Sex Offenses	110	6	1	0	0	1	118	48	3	0	0	0	0	51	169
Sale-Narcotics	24	14	0	0	0	2	40	1	0	0	0	0	0	1	41
Sale-Marijuana	241	14	2	0	0	2	259	61	5	0	0	0	0	66	325

Continued on next page

1977 CARGO-COUNTY LIST OF ARRESTS BY RACE, OFFENSE, AND COUNTY OF ARREST

ALL OTHER COUNTIES

Offense	Adult White	Adult Negro	Adult Indian	Adult Chinese	Adult Japanese	Adult Other	Adult Total	Juvenile White	Juvenile Negro	Juvenile Indian	Juvenile Chinese	Juvenile Japanese	Juvenile Other	Juvenile Total	County Total
Sale-Synthetic Narcotics	9	0	0	0	0	2	11	6	0	0	0	0	0	6	17
Sale-Other	17	0	0	0	0	0	17	4	0	0	0	0	0	4	21
Possession-Narcotics	23	7	0	0	0	2	32	6	0	0	0	0	0	6	38
Possession-Marijuana	1135	62	9	0	1	14	1221	441	12	0	0	0	1	454	1675
Possession-Synthetic Narcotics	20	4	0	0	0	2	26	11	0	0	0	0	0	11	37
Possession-Other	53	1	0	0	0	0	54	11	0	0	0	0	0	11	65
Bookmaking	0	0	0	0	0	0	0	0	0	0	0	0	0	0	0
Numbers & Lottery	6	0	0	0	0	0	6	1	0	0	0	0	0	1	7
Gambling-Other	28	38	0	0	0	0	66	0	0	0	0	0	0	0	66
Offenses-Family	149	3	0	0	0	2	154	1	0	0	0	0	0	1	155
DWI	4211	139	40	1	3	26	4420	142	0	2	0	0	1	145	4565
Liquor Violations	1441	68	11	0	0	9	1529	507	8	1	0	0	7	523	2052
Drunkenness	1104	75	41	0	0	12	1232	54	1	0	0	0	0	55	1287
Disorderly Conduct	1570	181	23	0	2	15	1791	477	33	1	0	0	5	516	2307
Vagrancy	118	7	2	0	0	3	130	108	1	1	0	0	1	111	241
All Other Offenses	4116	284	57	0	0	48	4505	1291	56	5	0	0	6	1358	5863
Suspicion	2	15	1	1	1	1	21	36	2	0	0	0	0	38	59
Curfew-Loitering	0	0	0	0	0	0	0	680	38	5	0	0	0	723	723
Runaways	0	0	0	0	0	0	0	1395	33	19	0	0	9	1456	1456
Total	21,118	1901	263	4	8	215	23,509	8774	516	50	2	0	60	9402	32,911

1977 ARRESTS BY ORDINAL RANK AND PERCENT

Table V-5

OFFENSE	ARREST TOTAL	TOTAL OFFENSES
All Other Offense	12,438	16.55
Larceny Theft	10,715	14.25
DWI	9,021	12.00
Disorderly Conduct	6,107	8.12
Other Assaults	4,720	6.28
Runaways	4,714	6.27
Burglary	3,675	4.89
Liquor Violations	3,542	4.71
Possession Marijuana	3,320	4.42
Vandalism	2,697	3.59
Fraud	2,275	3.03
Aggravated Assault	1,689	2.25
Drunkenness	1,523	2.03
Motor Vehicle Theft	1,432	1.90
Curfew-Loitering	1,062	1.41
Weapons	938	1.25
Forgery	720	.96
Robbery	706	.94
Sale-Marijuana	491	.65
Stolen Property	476	.63
Other Sex Offenses	474	.63
Vagrancy	308	.41
Possession - Other Drugs	241	.32
Prostitution	224	.30
Forcible Rape	212	.28
Offenses-Family	207	.27
Gambling-Other	197	.26
Suspicion	195	.26
Arson	154	.20
Embezzlement	132	.18
Possession Narcotics	113	.15
Sale-Narcotics	110	.15
Murder and Non-Negligent Manslaughter	105	.14
Possession-Synthetic Narcotics	75	.10
Sale-Synthetics	62	.08
Sale-Other Drugs	57	.08
Negligent Manslaughter	26	.03
Bookmaking	13	.02
Number and Lottery	7	.01
TOTAL	75,173	100.00

SECTION V
PART C
ARREST COMPARISONS
1977

ARREST PERCENT CHANGES OVER 1974

Reported arrests give a somewhat distorted view of criminal activity. If someone is arrested for committing multiple crimes, only the most serious crime is reported. If two or more individuals are arrested for committing the same crime, the crime is reported for each individual arrested. Clearly, arrests can be both a deflator and inflator of actual crimes committed. However, arrest data is necessary due to the fact that most arrest offenses are not among the UCR Index Crimes. Arrest data does, however, give us a limited view of law enforcement activity and workload.

Total arrests for 1977 showed a 6% increase over total arrests in 1974; a 5% increase over 1975, and a 13% increase over 1976. Kansas population increased by only .7%.* The first year since 1974 in which total arrests were greater than the prior year total arrests was 1977. Twenty-six offenses had increased arrests over 1976, while only nine showed decreases. The All Other Offenses category had the largest number of arrests (12,438), while Larceny Theft showed the second largest number with 10,715 arrests. The smaller number of arrests were for Numbers and Lottery with only seven arrests reported. Sale and Possession of Synthetic Narcotics had the largest percent change in 1977 over 1976, with 137 arrests being made, reflecting a 65% increase. The largest decrease was for Drunkenness in which 1,528 arrests were made, giving a 41% decrease. This large decrease was due to Drunkenness no longer being considered a crime.

*Kansas Population: 1976 2,327,471
1977 2,344,261

Population figures derived from Population of Kansas as Reported by County Appraisers

ARRESTS PERCENT CHANGES OVER 1974

Table V-6

Offense	1974	1975	% Change	1976	% Change	1977	% Change
Murder, Non Negligent Manslaughter	165	99	-40	86	-13	105	22
Negligent Manslaughter	26	22	-15	28	27	26	-7
Forcible Rape	232	200	-13	166	-17	212	27
Robbery	902	706	-21	585	-17	706	21
Aggravated Assault	1411	1418	.5	1297	- 8	1689	30
Burglary	4326	4418	2	3588	-18	3675	2
Larceny Theft	11042	10782	- 2	10383	- 3	10715	3
Motor Vehicle Theft	1183	1321	11	1179	-10	1432	21
Other Assaults	4662	4339	- 7	3710	-14	4720	27
Arson	172	161	- 6	174	8	154	-11
Forgery	691	620	-10	651	5	720	11
Fraud	2924	2322	-20	2420	4	2275	- 6
Embezzlement	111	88	-20	91	3	132	45
Stolen Property	532	522	- 2	452	-13	476	5
Vandalism	2730	2535	- 7	2812	10	2697	- 4
Weapons	1036	1010	- 2	899	-10	938	4
Prostitution	192	140	-27	334	138	224	-33
Other Sex Offenses	531	408	-23	459	12	474	3
Narcotics (Sale and Possession)	N/A*	114	-	162	42	223	38
Marijuana (Sale and Possession)	N/A*	3111	-	3438	10	3811	11
Synthetic Narcotics (Sale and Possession)	N/A*	103	-	83	-19	137	65
Other (Sale and Possession)	N/A*	396	-	351	-11	298	-15
Bookmaking	N/A**	0	-	1	-	13	12
Numbers and Lottery	N/A**	2	-	0	-100	7	-
Gambling Other	N/A**	157	-	322	105	197	-39
Offenses Family	371	237	-36	151	- 36	207	37
DWI	6475	6182	- 4	6957	12	9021	30
Liquor Violations	2781	3255	17	3022	- 7	3542	17
Drunkenness	N/A	2808	-	2574	- 8	1528	-41
Disorderly Conduct	5933	6094	2	4871	- 20	6107	25
Vagrancy	445	311	-30	202	- 35	308	52
All Other Offenses	17515	12494	-28	11290	- 9	12438	10
Suspicion	N/A	190	-	223	17	195	-13
Curfew-Loitering	N/A	918	-	889	- 3	1062	19
Runaways	N/A	3874	-	3311	- 14	4714	42
TOTALS	72117	71357	- 1	66662	- 6	75173	13

* 1974 Total Narcotic/Drug Arrests 5508
** 1974 Total Gambling Arrests 221

CARGO-COUNTY ARREST RATES PER REPRESENTATIVE POPULATIONS

Table V-7 addresses the impact of arrests with the population bearing counties on the state arrest experience with respect to the arrest rate within the given populations.

For example: Douglas County has a total population of 62,842 of which 46,817 are adults while 16,025 are juveniles. There were 1848 adults and 454 juveniles arrested or referred for a total of 2302. Arrests in Douglas County (2302) constitute 3.06% of the state arrest total. Adults arrested in Douglas County make up 2.46% of all arrests; juveniles referred account for .60%. In other words, of the 75,173 arrests in Kansas 2.46% (1848) were adults and .60% (454) were juveniles in Douglas County.

After adjusting for the All Other category, which averages 337 arrests per county or approximately .44%, Sedgwick County contributed the greatest proportion of total arrests. While Sedgwick County, with the greatest juvenile population, reported the most juvenile referrals (8.16%), Wyandotte County, with the fourth largest adult population, reported the greatest percent of total arrests (11.56%).

The county rate per 1,000 population represents the calculated number of arrests per 1,000 population based on the representative population in each county. Reno County, with a total population of 65,092, can estimate that 29.62 of every thousand persons in the county were arrested in 1977; 27.80 adults per thousand adult population were arrested, while 33.27 juveniles per juvenile population were referred. In other words, during 1977 an adult in Reno County had a one in 36 chance of being arrested; juveniles had a one in 30 chance of being referred.

Wyandotte County reported the highest total arrest rate per thousand population (62.23).

Wyandotte County shows the highest rate of adults arrested per 1,000 adult population (74.64); Sedgwick County reported the most juveniles referred per 1,000 juvenile population (50.28).

The county rate per 1,000 state population provides the calculated number of arrests per thousand population based on the state totals of representative populations. The total arrests in Sedgwick County (11,995) constitute the highest per thousand total arrest rate (5.12) on a statewide basis. Adults arrested per 1,000 state adult population is highest in Wyandotte County (5.73), and Sedgwick County shows the highest rate of juveniles referred per 1,000 juvenile population (7.89).

Table V-7

1977 Cargo-County Arrest Rates Per Representative Populations

COUNTY	POPULATION*			NO. ARRESTS IN COUNTY			% TO TOTAL ARRESTS			COUNTY RATE PER 1000 POP.			COUNTY RATE PER 1000 STATE POP.		
	Adult	Juvenile	Total	Adult	Juvenile	Total	Adult	Juvenile	Total	Adult	Juvenile	Total	Adult	Juvenile	Total
DOUGLAS	46,812	16,025	62,842	1848	454	2302	2.46	0.60	3.06	39.47	28.33	36.63	1.18	0.58	0.98
JOHNSON	155,838	95,109	250,947	6080	3133	9218	8.09	4.17	12.26	39.01	32.94	36.71	3.89	4.03	3.94
LEAVENWORTH	34,475	17,290	51,765	794	329	1123	1.06	0.44	1.50	23.03	19.02	21.69	0.51	0.42	0.48
RENO	43,481	21,611	65,092	1209	719	1928	1.60	0.96	2.56	27.80	33.27	29.62	0.77	0.92	0.82
SEDGWICK	219,667	121,973	341,660	5862	6133	11,995	7.80	8.16	15.96	26.68	50.28	35.10	3.75	7.89	5.12
SHAWNEE	117,454	60,506	177,360	2764	1551	4315	3.68	2.06	5.74	23.53	25.63	24.24	1.77	1.99	1.84
WYANDOTTE	116,423	64,358	180,781	8690	2560	11,250	11.56	3.40	14.96	74.64	39.77	62.23	5.73	3.29	4.80
ALL OTHER	822,946	387,268	1,210,214	23,645	9402	33,047	31.45	12.51	43.96	28.73	24.28	27.30	15.12	12.10	14.11
TOTAL	1,563,962	777,299	2,341,261	50,892	24,281	75,173	67.70	32.30	100.00	32.54	31.23	32.10	32.54	31.23	32.10

* Source: POPULATION OF KANSAS, January 1, 1977 As Reported by County Appraisers.
 Kansas Board of Agriculture, Topeka, Kansas. October 25, 1977.

COMPARISON OF ARREST RATES TO PERCENTAGE OF REPRESENTATIVE POPULATIONS 1977

Whites and adults comprised the largest percentage of total arrests in 1977. There were 62,006 (82.5%) White arrests and 50,892 (67.7%) adult arrests. Non-White arrests equaled 13,126 (17.5%) and 24,281 (32.3%) juvenile referrals comprised the balance of the reported arrests. The total population makeup of Kansas, in 1977, consisted of 2,212,492 (94.5%) White, 128,769 (5.5%) Non-White, 1,563,962 (66.8%) adult and 777,299 (33.2%) juvenile.

Comparing White arrests to total White population yields a 2.8% figure, meaning there were 2.8 arrests for every 100 persons within the white population. A more alarming figure shows 10.2 Non-White arrests for every 100 persons within the Non-White population.

Within the adult population was a 3.2% adult arrest rate. The juvenile referral rate, within the juvenile population, was slightly less at 3.1%.

Table V-8

COMPARISON OF ARREST RATE TO PERCENTAGE OF REPRESENTATIVE POPULATIONS 1977

COUNTY	Population*	WHITE				NON-WHITE				ADULT (18-65+)				JUVENILE			
		No. Arrests	% Arrests	%** Pop.	No. Pop.	No. Arrests	% Arrests	%** Pop.	No. Pop.	No. Arrests	% Arrests	%** Pop.	No. Pop.	No. Arrests	% Arrests	%** Pop.	No. Pop.
DOUGLAS	62,842	1,792	77.8	93.0	58,443	511	22.0	7.0	4,399	1,849	80.3	74.5	46,817	454	19.7	25.5	16,025
JOHNSON	250,947	8,766	94.8	99.2	248,939	482	5.2	0.8	2,008	6,078	65.7	62.1	155,838	3,170	34.3	37.9	95,109
LEAVENWORTH	51,765	904	76.7	90.0	46,589	275	23.3	10.0	5,176	8.60	72.9	66.6	34,475	319	27.1	33.4	17,290
RENO	65,092	1,815	94.1	97.4	63,400	114	5.9	2.6	1,692	1,210	62.7	66.8	43,481	719	37.3	33.2	21,611
SEDGWICK	341,660	8,477	70.6	91.1	311,252	3,526	29.4	8.9	30,408	5,875	48.9	64.3	219,687	6,128	51.1	35.7	121,973
SHAWNEE	177,960	3,315	77.0	91.7	163,189	991	23.0	8.3	14,771	2,732	63.4	66.0	117,454	1,574	36.6	34.0	60,506
WYANDOTTE	180,781	7,045	62.6	80.2	144,986	4,208	37.4	19.8	35,795	8,693	77.3	64.4	116,423	2,560	22.7	35.6	64,358
ALL OTHERS	1,210,214	29,892	90.8	98.0	1,186,010	3,019	9.2	2.0	24,204	23,509	71.4	68.0	822,946	9,402	28.6	32.0	387,268
STATE TOTAL	2,344,261	62,006	82.5	94.5	2,212,492	13,126	17.5	5.5	128,769	50,892	67.7	66.8	1,563,962	24,281	32.3	33.2	777,299

*Population figures are derived from Population of Kansas as Reported by County Appraisers: January 1, 1977. Kansas State Board of Agriculture, Topeka, Kansas. October 25, 1977.

**Percentages are based on United States Bureau of Census, Census of Population: 1970. General Population Characteristics, Final Report PC(1) - B 18 Kansas. United States Government Printing Office Washington D.C. 1971

Chart V-3A

PERCENT OF ARREST RATES TO REPRESENTATIVE POPULATIONS 1977

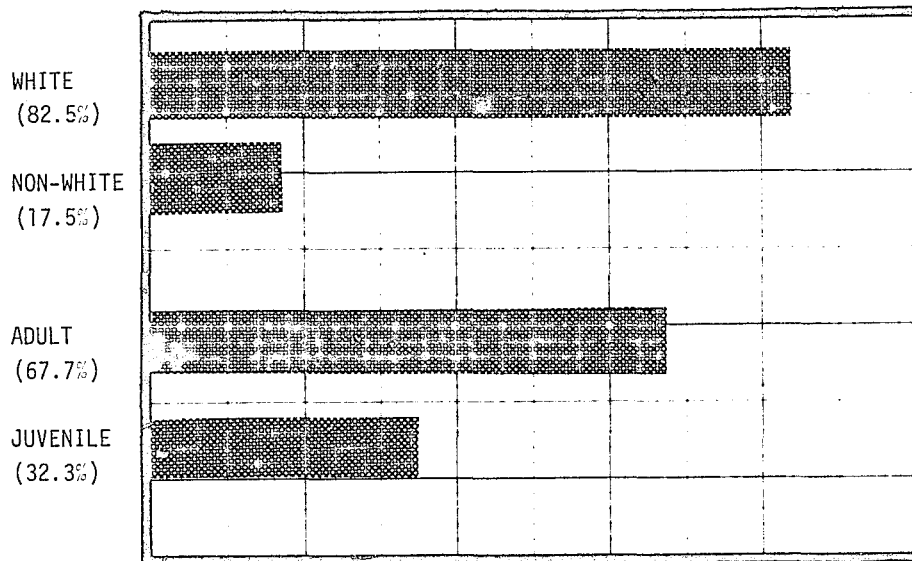


Chart V-8B

COMPARISON OF ARRESTS RATES TO REPRESENTATIVE POPULATIONS 1977
(IN THOUSANDS)

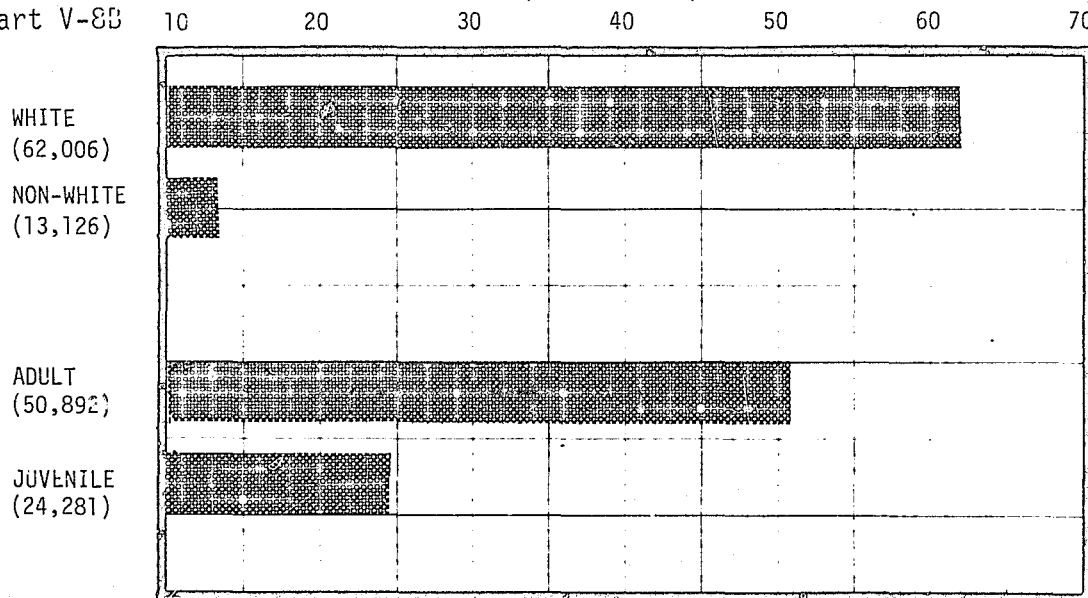


Chart V-8C

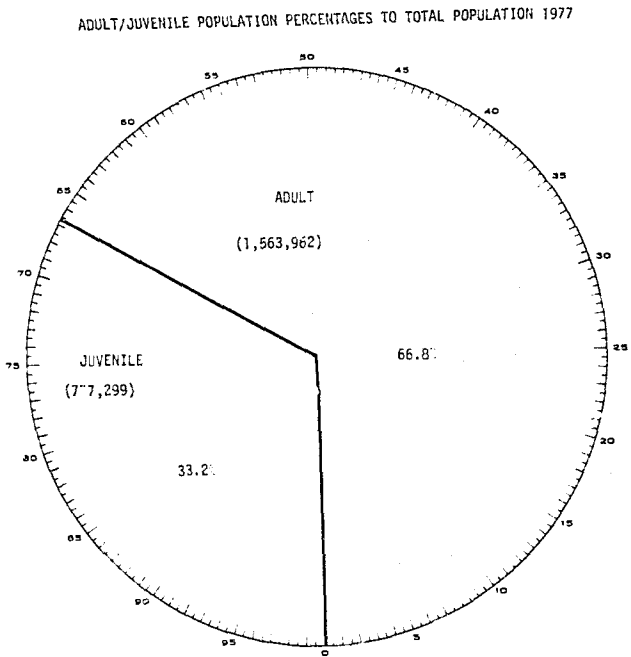

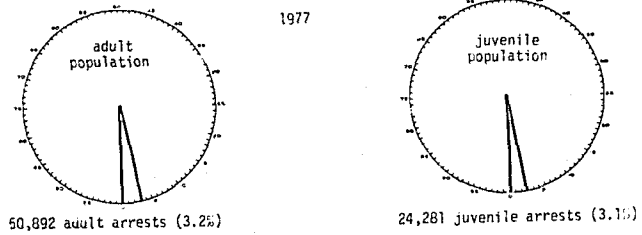


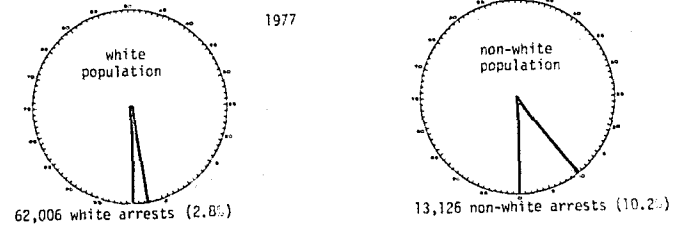
Chart V-8D



% OF ADULT ARRESTS TO TOTAL ADULT POPULATION % OF JUVENILE ARRESTS TO TOTAL JUVENILE POPULATION



% OF WHITE ARRESTS TO TOTAL WHITE POPULATION % OF NON-WHITE ARRESTS TO TOTAL NON-WHITE POPULATION



APPENDIX A

1976

CARGO-COUNTY LIST OF ACTUAL CLASS I OFFENSES

KANSAS 1976

Table A-III 1

County	Murder Non-Negligent Manslaughter	Negligent Manslaughter	Forcible Rape	Robbery	Aggravated Assault	Burglary	Larceny Theft	Motor Vehicle Theft	Total Class I Offenses
Douglas	1	0	23	44	216	1196	2527	214	4221
Johnson	7	5	32	119	387	3152	7828	456	11,985
Leavenworth	2	3	6	43	167	518	1291	79	2109
Reno	0	1	16	32	64	809	2384	128	3434
Sedgwick	24	45	128	539	660	6375	14,286	1622	23,679
Shawnee	11	2	42	207	538	2718	6858	325	10,701
Wyandotte	28	11	138	672	1039	5929	8486	1213	17,516
All Others	29	8	106	310	834	9208	22,832	1200	34,527
Total	102	75	491	1966	3905	29,905	66,491	5237	108,172

A-2

COUNTY LIST OF ACTUAL CLASS I OFFENSES

Table A-III 2

KANSAS 1976

County	Murder		Forcible Rape	Robbery	Aggravated Assault	Burglary	Larceny Theft	Motor Vehicle Theft	Total Class I Offenses
	Non-Negligent Manslaughter	Negligent Manslaughter							
Allen	0	0	0	1	5	111	241	7	365
Anderson	0	0	0	1	4	53	33	2	73
Atchison	1	0	4	5	4	157	319	41	531
Barber	0	0	0	0	0	60	44	3	107
Barton	1	0	4	7	59	322	748	33	1174
Bourbon	2	0	0	2	15	112	262	9	402
Brown	0	0	0	2	1	61	111	8	183
Butler	1	0	3	12	55	469	837	34	1411
Chase	0	0	0	1	5	34	30	4	74
Chautauqua	0	0	0	0	1	18	32	1	52
Cherokee	0	0	0	2	4	130	371	19	526
Cheyenne	0	0	0	0	1	2	3	0	6
Clark	0	0	0	0	0	1	1	1	3
Clay	0	0	2	0	1	49	78	4	134
Cloud	0	0	0	1	11	51	211	2	276
Coffey	1	0	1	1	5	64	98	4	174
Comanche	0	0	0	0	0	1	9	0	10
Cowley	0	0	2	2	9	188	738	34	973
Crawford	0	0	4	11	58	436	899	63	1471
Decatur	0	0	0	0	2	11	15	6	34
Dickinson	0	1	2	4	17	116	216	12	368
Doniphan	0	1	1	3	4	18	46	6	79
Douglas	1	0	23	44	216	1196	2527	214	4221
Edwards	0	0	1	0	3	22	41	1	67
Elk	0	0	0	0	0	21	16	4	41
Ellis	2	0	3	2	25	168	637	21	858
Ellsworth	0	0	0	0	1	22	45	3	71
Finney	1	0	7	9	35	381	1039	63	1535
Ford	1	0	1	4	1	132	847	62	1048
Franklin	0	0	0	1	29	135	405	31	601
Geary	2	0	11	96	53	550	1311	45	2066

A-3

COUNTY LIST OF ACTUAL CLASS I OFFENSES

KANSAS 1976

(continued)

County	Murder Non-Negligent Manslaughter	Negligent Manslaughter	Forcible Rape	Robbery	Aggravated Assault	Burglary	Larceny Theft	Motor Vehicle Theft	Total Class I Offenses
Gove	0	0	0	1	0	14	31	2	48
Graham	1	0	0	0	5	11	25	1	43
Grant	0	0	0	1	9	31	102	12	155
Gray	0	0	0	0	1	12	38	1	52
Greeley	0	0	0	0	4	29	40	4	77
Greenwood	0	0	0	0	1	45	141	4	191
Hamilton	0	1	0	0	3	26	85	4	119
Harper	0	0	0	1	4	16	15	4	40
Harvey	1	0	4	5	20	245	652	22	949
Haskell	0	0	0	0	0	13	43	3	59
Hodgeman	1	0	0	0	0	7	13	1	22
Jackson	0	0	2	1	0	39	99	12	153
Jefferson	0	0	1	4	12	96	176	7	296
Jewell	0	0	1	0	1	33	69	7	111
Johnson	7	5	32	119	387	3152	7827	456	11,985
Kearney	0	0	0	0	4	21	55	5	85
Kingman	0	0	1	0	0	50	118	7	176
Kiowa	0	0	1	0	2	31	54	5	93
Labette	0	0	0	22	8	285	545	36	896
Lane	0	0	0	0	0	21	23	1	45
Leavenworth	2	3	6	43	167	518	1291	79	2109
Lincoln	0	0	0	0	2	17	34	1	54
Linn	0	0	0	0	0	57	97	9	163
Logan	0	0	0	0	4	6	24	2	36
Lyon	1	0	3	13	20	328	1132	34	1531
Marion	0	0	0	0	7	122	273	19	421
Marshall	0	0	1	1	5	34	52	3	96
McPherson	0	0	2	0	0	37	10	2	51
Meade	0	0	0	0	1	39	58	3	101
Miami	1	0	3	9	10	328	330	29	710
Mitchell	0	0	1	0	6	29	154	7	197

A-4

COUNTY LIST OF ACTUAL CLASS I OFFENSES

KANSAS 1976

(continued)

County	Murder Non-Negligent Manslaughter	Negligent Manslaughter	Forcible Rape	Robbery	Aggravated Assault	Burglary	Larceny Theft	Motor Vehicle Theft	Total Class I Offenses
Montgomery	2	0	1	10	54	486	895	60	1508
Morris	0	1	0	0	5	77	43	4	130
Morton	0	0	0	0	2	0	9	0	11
Nemaha	0	0	0	0	1	90	70	3	164
Neosho	0	0	0	5	19	118	240	21	403
Ness	0	0	0	0	0	26	48	2	76
Norton	0	0	0	0	0	1	9	1	11
Osage	0	0	0	2	6	80	142	5	235
Osborne	0	0	3	2	3	70	158	1	237
Ottawa	0	0	0	0	1	19	11	2	33
Pawnee	0	0	3	0	2	22	37	7	71
Phillips	0	0	0	0	9	27	64	2	102
Pottawatomie	0	0	0	0	0	12	119	1	132
Pratt	0	0	1	3	12	98	246	13	373
Rawlins	0	0	0	0	2	13	9	0	24
Reno	0	1	16	32	64	809	2384	128	3434
Republic	0	0	0	1	2	34	151	9	197
Rice	0	0	1	4	15	178	233	15	446
Riley	1	1	15	28	30	532	2056	77	2740
Rooks	0	0	0	0	0	17	24	2	43
Rush	0	0	0	0	0	32	11	1	44
Russell	0	0	2	2	18	80	146	6	254
Saline	0	2	4	17	28	417	1799	73	2340
Scott	0	0	0	0	13	27	132	7	179
Sedgwick	24	45	128	539	660	6375	14,286	1622	23,679
Seward	2	0	2	5	9	239	628	29	914
Shawnee	11	2	42	207	538	2718	6858	325	10,701
Sheridan	0	0	0	0	0	3	9	0	12
Sherman	0	0	1	1	7	78	252	22	361
Smith	0	0	0	0	4	20	19	0	43
Stafford	0	0	0	0	1	46	77	7	131

A-5

COUNTY LIST OF ACTUAL CLASS I OFFENSES

KANSAS 1976

(continued)

County	Murder Non-Negligent Manslaughter	Negligent Manslaughter	Forcible Rape	Robbery	Aggravated Assault	Burglary	Larceny Theft	Motor Vehicle Theft	Total Class I Offenses
Stanton	2	0	0	1	0	13	38	1	55
Stevens	1	0	0	1	5	6	23	1	37
Sumner	1	1	2	2	15	214	414	29	678
Thomas	0	0	1	1	17	60	199	11	289
Trego	2	0	1	0	4	20	62	0	89
Wabaunsee	0	0	0	0	0	47	32	3	82
Wallace	1	0	0	0	0	13	19	5	38
Washington	0	0	0	0	0	0	0	0	0
Wichita	0	0	0	0	0	0	0	0	0
Wilson	0	0	3	0	7	42	172	6	230
Woodson	0	0	0	0	6	54	65	4	129
Wyandotte	28	11	138	672	1039	5929	8486	1213	17,516
Total	102	75	491	1966	3905	29,905	66,491	5237	108,172

A-6

Table A-III 3

Comparison of Population Density to Actual Class I Offenses Per Square Mile 1976

County	Population	Square Miles	Population Density	Total Actual Class I Offenses Per County*	Total Actual Class I Offenses Per Square Mile
DOUGLAS	60,592	468	129.5	4221	9.0
JOHNSON	243,938	476	512.5	11,985	25.2
LEAVENWORTH	51,267	465	110.2	2109	4.5
RENO	65,276	1255	52.0	3434	2.7
SEDGWICK	342,403	999	342.7	23,679	23.7
SHAWNEE	174,819	545	320.8	10,701	19.6
WYANDOTTE	186,560	150	1,243.7	17,516	116.8
ALL OTHERS	1,202,616	77,690	15.5	34,527	0.4
TOTAL	2,327,471	82,048	28.4	108,172	1.3

*Data for Class II Actual Offenses is not available.

CARGO-COUNTY LIST OF CLEARANCES OF CLASS I OFFENSES BY ADULTS
AND JUVENILES UNDER 18

KANSAS 1976

Table A IV 1

County	Murder Non-Negligent Manslaughter	Negligent Manslaughter	Forcible Rape	Robbery	Aggravated Assault	Burglary	Larceny Theft	Motor Vehicle Theft	Total Class I Offenses
Douglas	1	0	11	9	81	109	229	53	493
Johnson	5	2	15	44	206	587	1500	97	2456
Leavenworth	3	0	2	14	120	86	315	40	580
Reno	0	1	12	9	48	139	492	33	734
Sedgwick	25	40	64	305	474	2099	3705	508	7220
Shawnee	8	1	22	70	278	328	932	91	1730
Wyandotte	19	9	70	148	555	472	1315	114	2702
All Others	26	7	65	110	663	1735	3909	521	7036
Total	87	60	261	709	2425	5555	12,397	1457	22,951

8-V

COUNTY LIST OF CLEARANCES OF CLASS I OFFENSES BY ADULTS
AND JUVENILES UNDER 18

KANSAS 1976

Table A-IV 2

County	Murder Non-Negligent Manslaughter	Negligent Manslaughter	Forcible Rape	Robbery	Aggravated Assault	Burglary	Larceny Theft	Motor Vehicle Theft	Total Class I Offenses
Allen	0	0	0	0	3	29	38	2	72
Anderson	0	0	0	0	3	2	0	0	5
Atchison	1	0	1	2	3	21	61	14	103
Barber	0	0	0	0	0	12	3	1	16
Barton	1	0	2	5	38	26	78	8	158
Bourbon	2	0	0	1	14	18	45	7	87
Brown	0	0	0	1	1	12	30	5	49
Butler	1	0	3	3	47	112	238	16	420
Chase	0	0	0	1	3	5	4	0	13
Chautauqua	0	0	0	0	1	2	4	0	7
Cherokee	0	0	0	1	2	23	34	7	67
Cheyenne	0	0	0	0	1	0	0	0	1
Clark	0	0	0	0	0	1	1	1	3
Clay	0	0	2	0	1	8	25	2	38
Cloud	0	0	0	1	11	18	29	1	60
Coffey	0	0	1	1	4	5	4	0	15
Comanche	0	0	0	0	0	0	0	0	0
Cowley	0	0	2	1	9	55	117	20	204
Crawford	0	0	2	4	41	45	94	31	217
Decatur	0	0	0	0	2	2	1	6	11
Dickinson	0	1	1	2	14	10	11	1	40
Doniphan	0	1	1	1	3	0	2	3	11
Douglas	1	0	11	9	81	109	229	53	493
Edwards	0	0	0	0	2	1	3	0	6
Elk	0	0	0	0	0	0	1	2	3
Ellis	2	0	2	1	22	57	86	10	180
Ellsworth	0	0	0	0	0	3	1	0	4
Finney	1	0	3	3	25	43	117	23	215
Ford	1	0	1	3	1	12	108	22	148
Franklin	0	0	0	1	29	63	117	21	231
Geary	2	0	8	26	25	81	318	7	467

A-9

COUNTY LIST OF CLEARANCES OF CLASS I OFFENSES BY ADULTS
AND JUVENILES UNDER 18

KANSAS 1976

(continued)

County	Murder		Forcible Rape	Robbery	Aggravated Assault	Burglary	Larceny Theft	Motor Vehicle Theft	Total Class I Offenses
	Non-Negligent Manslaughter	Negligent Manslaughter							
Gove	0	0	0	0	0	2	8	2	12
Graham	1	0	0	0	4	1	6	1	13
Grant	0	0	0	1	8	9	13	6	37
Gray	0	0	0	0	0	1	2	0	3
Greeley	0	0	0	0	4	12	12	3	31
Greenwood	0	0	0	0	1	5	8	4	18
Hamilton	1	1	0	0	1	1	24	2	30
Harper	0	0	0	0	4	1	0	3	8
Harvey	0	0	4	2	18	50	119	11	204
Haskell	0	0	0	0	0	1	2	2	5
Hodgeman	1	0	0	0	0	0	0	0	1
Jackson	0	0	2	0	0	8	9	5	24
Jefferson	0	0	1	4	12	11	12	4	44
Jewell	0	0	0	0	1	1	14	5	21
Johnson	5	2	15	44	206	587	1500	97	2456
Kearney	0	0	0	0	0	5	6	5	16
Kingman	0	0	1	0	1	6	17	5	30
Kiowa	0	0	0	0	1	4	7	4	16
Labette	0	0	0	3	7	21	36	8	75
Lane	0	0	0	0	0	0	0	1	1
Leavenworth	3	0	2	14	120	86	315	40	580
Lincoln	0	0	0	0	2	4	6	1	13
Linn	0	0	0	0	0	14	12	4	30
Logan	0	0	0	0	3	4	4	2	13
Lyon	1	0	3	4	13	69	256	10	356
Marion	0	0	0	0	8	50	53	5	116
Marshall	0	0	1	0	5	14	7	3	30
McPherson	0	0	0	0	0	0	1	1	2
Meade	0	0	0	0	1	12	8	3	24
Miami	0	0	0	6	8	40	90	11	155
Mitchell	0	0	1	0	5	11	31	4	52

A-10

COUNTY LIST OF CLEARANCES OF CLASS I OFFENSES BY ADULTS
AND JUVENILES UNDER 18

KANSAS 1976

(continued)

County	Murder		Forcible Rape	Robbery	Aggravated Assault	Burglary	Larceny Theft	Motor Vehicle Theft	Total Class I Offenses
	Non-Negligent Manslaughter	Negligent Manslaughter							
Montgomery	2	0	1	3	35	78	140	26	285
Morris	0	1	0	0	5	15	5	1	27
Morton	0	0	0	0	2	0	3	0	5
Nemaha	0	0	0	0	1	13	7	3	24
Neosho	0	0	0	1	14	57	44	7	123
Ness	0	0	0	0	0	1	3	1	5
Norton	0	0	0	0	0	0	0	0	0
Osage	0	0	0	1	3	9	6	0	19
Osborne	0	0	1	3	2	9	27	1	43
Ottawa	0	0	0	0	1	6	0	1	8
Pawnee	0	0	3	0	2	0	5	1	11
Phillips	0	0	0	0	9	11	7	1	28
Pottawatomie	0	0	0	0	0	1	3	0	4
Pratt	0	0	1	3	12	31	44	8	99
Rawlins	0	0	0	0	0	0	0	0	0
Reno	0	1	12	9	48	139	492	33	734
Republic	0	0	0	0	0	9	26	4	39
Rice	0	0	1	0	14	33	25	9	82
Riley	1	0	5	8	33	108	398	35	588
Rooks	0	0	0	0	0	1	3	2	6
Rush	0	0	0	0	0	14	0	0	14
Russell	0	0	2	2	17	18	23	1	63
Saline	0	2	2	5	23	128	433	36	629
Scott	0	0	0	0	13	7	24	4	48
Sedgwick	25	40	64	305	474	2099	3705	508	7220
Seward	2	0	0	3	9	54	138	17	233
Shawnee	8	1	22	70	278	328	932	91	1730
Sheridan	0	0	0	0	0	0	0	0	0
Sherman	0	0	0	1	6	11	59	10	87
Smith	0	0	0	0	3	1	4	0	8
Stafford	0	0	0	0	1	3	1	3	8

A-11

CONTINUED

30 F 7

COUNTY LIST OF CLEARANCES OF CLASS I OFFENSES BY ADULTS
AND JUVENILES UNDER 18

KANSAS 1976

(continued)

County	Murder Non-Negligent Manslaughter	Negligent Manslaughter	Forcible Rape	Robbery	Aggravated Assault	Burglary	Larceny Theft	Motor Vehicle Theft	Total Class I Offenses
Stanton	2	0	0	1	0	1	7	1	12
Stevens	1	0	0	0	4	1	3	1	10
Sumner	0	1	2	1	15	50	60	9	148
Thomas	0	0	1	0	14	10	29	5	59
Trego	2	0	0	0	4	6	12	0	24
Wabaunsee	0	0	0	0	0	4	3	3	10
Wallace	1	0	0	0	0	0	0	3	4
Washington	0	0	0	0	0	0	0	0	0
Wichita	0	0	0	0	0	0	0	0	0
Wilson	0	0	3	0	6	6	32	2	49
Woodson	0	0	0	0	3	6	2	1	12
Wyandotte	19	9	70	148	555	472	1315	114	2702
Total	87	60	261	709	2425	5555	12,397	1457	22,951

COUNTY LIST OF CLEARANCES OF CLASS I OFFENSES BY ADULTS
AND JUVENILES UNDER 18

KANSAS 1976

(continued)

County	Murder		Forcible Rape	Robbery	Aggravated Assault	Burglary	Larceny Theft	Motor Vehicle Theft	Total Class I Offenses
	Non-Negligent Manslaughter	Negligent Manslaughter							
Montgomery	2	0	1	3	35	78	140	26	285
Morris	0	1	0	0	5	15	5	1	27
Morton	0	0	0	0	2	0	3	0	5
Nemaha	0	0	0	0	1	13	7	3	24
Neosho	0	0	0	1	14	57	44	7	123
Ness	0	0	0	0	0	1	3	1	5
Norton	0	0	0	0	0	0	0	0	0
Osage	0	0	0	1	3	9	6	0	19
Osborne	0	0	1	3	2	9	27	1	43
Ottawa	0	0	0	0	1	6	0	1	8
Pawnee	0	0	3	0	2	0	5	1	11
Phillips	0	0	0	0	9	11	7	1	28
Pottawatomie	0	0	0	0	0	1	3	0	4
Pratt	0	0	1	3	12	31	44	8	99
Rawlins	0	0	0	0	0	0	0	0	0
Reno	0	1	12	9	48	139	492	33	734
Republic	0	0	0	0	0	9	26	4	39
Rice	0	0	1	0	14	33	25	9	82
Riley	1	0	5	8	33	108	398	35	588
Rooks	0	0	0	0	0	1	3	2	6
Rush	0	0	0	0	0	14	0	0	14
Russell	0	0	2	2	17	18	23	1	63
Saline	0	2	2	5	23	128	433	36	629
Scott	0	0	0	0	13	7	24	4	48
Sedgwick	25	40	64	305	474	2099	3705	508	7220
Seward	2	0	0	3	9	54	138	17	233
Shawnee	8	1	22	70	278	328	932	91	1730
Sheridan	0	0	0	0	0	0	0	0	0
Sherman	0	0	0	1	6	11	59	10	87
Smith	0	0	0	0	3	1	4	0	8
Stafford	0	0	0	0	1	3	1	3	8

A-11

CARGO-COUNTY LIST OF CLEARANCES OF CLASS I OFFENSES BY JUVENILES UNDER 18

KANSAS 1976

Table A-IV 3

County	Murder Non-Negligent Manslaughter	Negligent Manslaughter	Forcible Rape	Robbery	Aggravated Assault	Burglary	Larceny Theft	Motor Vehicle Theft	Total Class I Offenses
Douglas	0	0	1	3	10	16	44	18	92
Johnson	3	1	4	10	42	206	565	32	863
Leavenworth	1	0	0	3	14	21	140	15	194
Reno	0	0	1	2	5	62	200	14	284
Sedgwick	1	5	12	42	86	820	1776	277	3019
Shawnee	0	0	0	17	37	136	248	30	468
Wyandotte	2	0	7	25	71	161	441	37	744
All Others	0	4	12	20	59	654	1380	198	2327
Total	7	10	37	122	324	2076	4794	621	7991

A-13

COUNTY LIST OF CLEARANCES OF CLASS I OFFENSES BY JUVENILES UNDER 18

KANSAS 1976

Table A-IV 4

County	Murder Non-Negligent Manslaughter	Negligent Manslaughter	Forcible Rape	Robbery	Aggravated Assault	Burglary	Larceny Theft	Motor Vehicle Theft	Total Class I Offenses
Allen	0	0	0	0	1	13	22	2	38
Anderson	0	0	0	0	0	2	0	0	2
Atchison	0	0	0	0	0	9	38	12	59
Barber	0	0	0	0	0	2	1	0	3
Barton	0	0	0	0	2	7	14	6	29
Bourbon	0	0	0	1	3	10	15	2	31
Brown	0	0	0	0	0	7	21	1	29
Butler	0	0	1	0	3	44	67	3	118
Chase	0	0	0	0	0	0	2	0	2
Chautauqua	0	0	0	0	0	0	0	0	0
Cherokee	0	0	0	0	0	8	9	0	17
Cheyenne	0	0	0	0	0	0	0	0	0
Clark	0	0	0	0	0	0	0	1	1
Clay	0	0	1	0	1	0	9	2	13
Cloud	0	0	0	0	0	9	4	0	13
Coffey	0	0	0	0	0	1	1	0	2
Comanche	0	0	0	0	0	0	0	0	0
Cowley	0	0	1	0	3	26	57	11	98
Crawford	0	0	0	0	2	17	22	7	48
Decatur	0	0	0	0	0	1	1	3	5
Dickinson	0	1	0	0	1	3	0	0	5
Doniphan	0	1	0	0	1	0	2	3	7
Douglas	0	0	1	3	10	16	44	18	92
Edwards	0	0	0	0	0	0	1	0	1
Elk	0	0	0	0	0	0	0	0	0
Ellis	0	0	0	0	2	5	40	1	48
Ellsworth	0	0	0	0	0	0	0	0	0
Finney	0	0	1	1	5	25	47	9	88
Ford	0	0	0	0	0	4	29	19	52
Franklin	0	0	0	0	4	7	19	7	37
Geary	0	0	1	4	0	15	55	3	78

A-14

COUNTY LIST CLEARANCES OF CLASS I OFFENSES BY JUVENILES UNDER 18

KANSAS 1976

(continued)

County	Murder		Forcible Rape	Robbery	Aggravated Assault	Burglary	Larceny Theft	Motor Vehicle Theft	Total Class I Offenses
	Non-Negligent Manslaughter	Negligent Manslaughter							
Gove	0	0	0	0	0	0	1	1	2
Graham	0	0	0	0	2	1	0	0	3
Grant	0	0	0	0	0	0	2	0	2
Gray	0	0	0	0	0	0	0	0	0
Greeley	0	0	0	0	0	3	6	0	9
Greenwood	0	0	0	0	0	0	1	0	1
Hamilton	0	0	0	0	0	1	20	1	22
Harper	0	0	0	0	0	0	0	2	2
Harvey	0	0	0	1	1	10	60	4	76
Haskell	0	0	0	0	0	0	2	0	2
Hodgeman	0	0	0	0	0	0	0	0	0
Jackson	0	0	2	0	0	1	0	1	4
Jefferson	0	0	0	2	2	2	1	4	11
Jewell	0	0	0	0	0	1	0	0	1
Johnson	3	1	4	10	42	206	565	32	863
Kearney	0	0	0	0	0	1	4	3	8
Kingman	0	0	1	0	0	3	7	4	15
Kiowa	0	0	0	0	0	0	0	0	0
Labette	0	0	0	2	0	8	9	0	19
Lane	0	0	0	0	0	0	0	0	0
Leavenworth	1	0	0	3	14	21	140	15	194
Lincoln	0	0	0	0	0	4	5	1	10
Linn	0	0	0	0	0	0	2	0	2
Logan	0	0	0	0	0	2	1	2	5
Lyon	0	0	1	1	3	42	100	8	155
Marion	0	0	0	0	0	22	12	3	37
Marshall	0	0	0	0	0	0	3	0	3
McPherson	0	0	0	0	0	0	0	0	0
Meade	0	0	0	0	0	0	1	0	1
Miami	0	0	0	3	1	29	39	2	74
Mitchell	0	0	0	0	3	7	6	3	19

A-15

COUNTY LIST OF CLEARANCES OF CLASS I OFFENSES BY JUVENILES UNDER 18

KANSAS 1976

(continued)

County	Murder		Forcible Rape	Robbery	Aggravated Assault	Burglary	Larceny Theft	Motor Vehicle Theft	Total Class I Offenses
	Non-Negligent Manslaughter	Negligent Manslaughter							
Montgomery	0	0	0	0	2	60	56	8	126
Morris	0	1	0	0	0	10	3	0	14
Morton	0	0	0	0	1	0	0	0	1
Nemaha	0	0	0	0	0	0	3	0	3
Neosho	0	0	0	0	1	36	36	0	73
Ness	0	0	0	0	0	0	2	0	2
Norton	0	0	0	0	0	0	0	0	0
Osage	0	0	0	0	0	0	1	0	1
Osborne	0	0	0	0	0	1	9	0	10
Ottawa	0	0	0	0	0	2	0	1	3
Pawnee	0	0	0	0	0	0	2	0	2
Phillips	0	0	0	0	1	0	2	0	3
Pottawatomie	0	0	0	0	0	0	0	0	0
Pratt	0	0	0	0	1	7	11	2	21
Rawlins	0	0	0	0	0	0	0	0	0
Reno	0	0	1	2	5	62	200	14	284
Republic	0	0	0	0	0	4	6	1	11
Rice	0	0	0	0	1	9	4	1	15
Riley	0	0	0	0	0	27	102	9	138
Rooks	0	0	0	0	0	0	0	1	1
Rush	0	0	0	0	0	4	0	0	4
Russell	0	0	1	0	0	1	4	0	6
Saline	0	0	0	2	5	62	240	24	333
Schott	0	0	0	0	1	1	11	0	13
Sedgwick	1	5	12	42	86	820	1776	277	3019
Seward	0	0	0	1	1	31	55	6	94
Shawnee	0	0	0	17	37	136	248	30	468
Sheridan	0	0	1	0	0	0	0	0	1
Sherman	0	0	0	1	1	10	26	5	43
Smith	0	0	0	0	0	1	0	0	1
Stafford	0	0	0	0	0	2	1	0	3

A-16

COUNTY LIST OF CLEARANCES OF CLASS I OFFENSES BY JUVENILES UNDER 18

KANSAS 1976

(continued)

County	Murder Non-Negligent Manslaughter	Negligent Manslaughter	Forcible Rape	Robbery	Aggravated Assault	Burglary	Larceny Theft	Motor Vehicle Theft	Total Class I Offenses
Stanton	0	0	0	0	0	0	1	0	1
Stevens	0	0	0	0	0	1	1	1	3
Sumner	0	1	0	1	3	21	18	3	47
Thomas	0	0	0	0	0	3	7	0	10
Trego	0	0	0	0	1	5	4	0	10
Wabaunsee	0	0	0	0	0	1	0	2	3
Wallace	0	0	0	0	0	0	0	0	0
Washington	0	0	0	0	0	0	0	0	0
Wichita	0	0	0	0	0	0	0	0	0
Wilson	0	0	1	0	0	0	16	2	19
Woodson	0	0	0	0	0	3	1	1	5
Wyandotte	2	0	7	25	71	161	441	37	744
Total	7	10	37	122	324	2076	4794	621	7991

A-17

CLEARANCE RATE OF CLASS I OFFENSES

1976

Table A-IV 5

OFFENSE	Number of Class I Offenses	Number of Class I Clearances	Percent of Clearances to Offenses
Murder Non-Negligent Manslaughter	102	87	85.3
Negligent Manslaughter	75	60	80.0
Forcible Rape	491	261	53.2
Robbery	1966	709	36.1
Aggravated Assault	3905	2,425	62.1
Burglary	29905	5,555	18.6
Larceny Theft	66491	12,397	18.6
Motor Vehicle Theft	5237	1,457	27.8
Class I Total	108172	22,951	21.2

1976 CARGO-COUNTY CLEARANCE RATE OF CLASS I OFFENSES

Table A-IV 6

Offense	Actual Class I Offenses	Clearances of Class I Offenses	Percent of Offenses Cleared
Douglas	4,221	493	11.7
Johnson	11,985	2,456	20.5
Leavenworth	2,109	580	27.5
Reno	3,434	734	21.4
Sedgwick	23,679	7,220	30.5
Shawnee	10,701	1,730	16.2
Wyandotte	17,516	2,702	15.4
All Others	34,527	7,036	20.4
Total	108,172	22,951	21.2

Table A-VA 1

1976 Arrests By Type Of Offense, Gender And Status Of Offender With Percentages To Total Arrests

OFFENSE	Juvenile				Adult				Offense Total
	Male	Female	Total	% Total Offenses	Male	Female	Total	% Total Offenses	
Murder Non-Negligent Manslaughter	2	3	5	0.00	63	18	81	0.12	86
Negligent Manslaughter	4	0	4	0.00	22	2	24	0.03	28
Forcible Rape	22	0	22	0.03	144	0	144	0.21	166
Robbery	133	24	157	0.23	397	31	428	0.64	585
Aggravated Assault	217	42	259	0.38	929	109	1038	1.55	1297
Burglary	1758	104	1862	2.79	1650	76	1726	2.58	3588
Larceny Theft	3510	1564	5074	7.61	3412	1897	5309	7.96	10,383
Motor Vehicle Theft	706	57	763	1.14	386	30	416	0.62	1179
Other Assaults	676	146	822	1.23	2548	340	2888	4.33	3710
Arson	95	6	101	0.15	62	11	73	0.10	174
Forgery	79	49	128	0.19	361	162	523	0.78	651
Fraud	69	29	98	0.14	1572	750	2322	3.48	2420
Embezzlement	11	3	14	0.02	65	12	77	0.11	91
Stolen Property	127	8	135	0.20	284	33	317	0.47	452
Vandalism	1460	151	1611	2.41	638	63	701	1.05	2312
Weapons	149	8	157	0.23	678	64	742	1.11	899
Prostitution	3	10	13	0.01	115	206	321	0.48	334
Other Sex Offenses	91	22	113	0.16	308	38	346	0.51	459
Sale-Narcotics	1	2	3	0.00	60	18	78	0.11	81
Sale-Marijuana	155	14	169	0.25	411	49	460	0.69	629

Continued on next page

1976 Arrests By Type Of Offense, Gender And Status Of Offender With Percentages To Total Arrests

OFFENSE									Offense Total
	Male	Female	Total	% Total Offenses	Male	Female	Total	% Total Offenses	
Sale-Synthetic Narcotics	3	2	5	0.00	37	5	42	0.06	47
Sale-Other	8	0	8	0.01	43	7	50	0.07	58
Possession-Narcotics	2	5	7	0.01	50	24	74	0.11	81
Possession-Marijuana	745	136	881	1.32	1770	138	1928	2.89	2809
Possession-Synthetic Narcotics	1	2	3	0.00	27	6	33	0.04	36
Possession-Other	33	9	42	0.06	215	36	251	0.37	293
Bookmaking	0	0	0	0.00	1	0	1	0.00	1
Number & Lottery	0	0	0	0.00	0	0	0	0.00	0
Gambling-Other	15	0	15	0.02	275	32	307	0.46	322
Offenses-Family	8	1	9	0.01	126	16	142	0.21	151
DWI	177	15	192	0.28	6176	589	6765	10.14	6957
Liquor Violations	595	220	815	1.22	2023	184	2207	3.31	3022
Drunkenness	134	24	158	0.23	2234	182	2416	3.62	2574
Disorderly Conduct	806	151	957	1.43	3389	525	3914	5.87	4871
Vagrancy	53	37	90	0.13	108	4	112	0.16	202
All Other Offenses	1720	533	2253	3.37	7472	1565	9037	13.55	11,290
Suspicion	51	7	58	0.08	150	15	165	0.24	223
Curfew-Loitering	654	235	889	1.33	0	0	0	0.00	889
Runaways	1513	1798	3311	4.96	0	0	0	0.00	3311
Total	15,786	5417	21,203	31.81	38,201	7257	45,459	68.19	66,662

A-21

Table A-VA 2

1976 ARRESTS TOTALS BY TYPE OF OFFENSE AND AGE OF OFFENDER

OFFENSE	AGE																				Total
	Under 11	11-12	13-14	15	16	17	Un- Known	18	19	20	21	22	23	24	25-29	30-34	35-39	40-44	45+	Un- Known	
Murder Non-Negligent Manslaughter	0	1	2	1	0	1	0	4	4	3	5	1	1	13	21	8	4	3	14	0	86
Negligent Manslaughter	0	1	1	1	0	1	0	1	3	2	1	1	1	1	4	5	3	0	2	0	28
Forcible Rape	0	2	6	3	4	7	0	8	11	15	8	10	16	9	37	12	8	4	6	0	166
Robbery	4	8	23	20	52	50	0	51	53	38	46	38	30	21	72	41	17	12	9	0	585
Aggravated Assault	21	13	57	47	59	62	0	69	80	76	58	66	62	48	196	122	98	65	98	0	1297
Burglary	105	166	410	369	417	395	0	369	279	198	164	124	95	74	230	75	48	29	41	0	3588
Larceny Theft	330	588	1363	858	1013	921	1	760	631	570	458	332	282	236	759	347	264	175	495	0	10,383
Motor Vehicle Theft	5	28	210	207	198	115	0	102	65	31	40	25	13	14	56	26	27	7	10	0	1179
Other Assaults	53	84	199	135	194	157	0	222	239	201	216	181	166	119	529	344	231	153	287	0	3710
Arson	29	17	23	10	12	10	0	8	11	10	4	2	3	2	13	6	8	3	3	0	174
Forgery	2	7	21	21	34	43	0	57	60	49	61	30	22	21	119	42	31	14	17	0	651
Fraud	1	6	9	6	31	45	0	109	166	167	150	158	163	123	481	318	198	123	166	0	2420
Embezzlement	0	1	2	1	5	5	0	1	2	9	7	5	6	1	23	4	6	4	9	0	91
Stolen Property	1	7	32	21	27	47	0	37	23	34	25	25	22	14	63	28	17	11	18	0	452
Vandalism	284	269	388	200	277	193	0	122	92	70	61	53	37	32	87	51	35	20	41	0	2312
Weapons	12	9	38	30	35	33	0	62	52	43	62	61	39	30	133	90	57	41	72	0	899
Prostitution	0	1	1	1	6	4	0	21	25	18	32	24	18	13	84	40	21	4	21	0	334
Other Sex Offenses	2	4	31	19	26	31	0	21	20	25	27	25	16	15	59	39	37	20	41	1	459
Sale-Narcotics	0	0	0	0	0	3	0	8	6	12	5	6	6	11	16	5	0	1	2	0	81
Sale-Marijuana	0	2	27	36	44	60	0	69	69	68	60	46	36	21	60	27	3	0	1	0	629

Continued on next page

1976 ARRESTS TOTALS BY TYPE OF OFFENSE AND AGE OF OFFENDER

OFFENSE	AGE																			Total	
	Under 11	11-12	13-14	15	16	17	Un Known	18	19	20	21	22	23	24	25-29	30-34	35-39	40-44	45+		Un-Known
Sale-Synthetic Narcotics	0	0	0	1	1	3	0	0	8	7	6	9	4	3	4	0	1	0	0	0	47
Sale-Other	0	0	1	0	4	3	0	5	8	9	7	3	4	2	9	1	1	0	1	0	58
Possession-Narcotics	0	0	1	1	1	4	0	7	8	2	9	14	10	3	15	5	0	0	1	0	81
Possession-Marijuana	0	7	109	156	307	302	0	352	321	269	203	194	129	105	273	44	26	6	6	0	2809
Possession-Synthetic Narcotics	0	0	0	0	1	2	0	2	5	3	5	2	5	1	9	1	0	0	0	0	36
Possession-Other	0	0	7	7	14	14	0	34	25	24	26	23	13	11	46	24	12	8	5	0	293
Bookmaking	0	0	0	0	0	0	0	0	0	0	0	0	1	0	0	0	0	0	0	0	1
Numbers & Lottery	0	0	0	0	0	0	0	0	0	0	0	0	0	0	0	0	0	0	0	0	0
Gambling-Other	0	2	5	3	2	3	0	2	5	9	10	6	8	5	34	35	37	31	125	0	322
Offenses-Family	0	0	1	2	4	2	0	5	4	6	7	8	4	6	18	30	21	15	18	0	151
DWI	0	6	11	16	53	106	0	277	341	331	328	260	252	246	942	641	622	568	1954	3	6957
Liquor Violations	1	7	57	106	299	345	0	319	286	240	186	159	97	93	277	136	106	72	236	0	3022
Drunkenness	1	0	22	35	53	47	0	117	122	96	97	88	80	80	286	221	212	239	778	0	2574
Disorderly Conduct	69	88	206	174	209	211	0	365	358	325	314	249	222	185	651	387	286	161	411	0	4871
Vagrancy	1	2	16	25	23	23	0	8	7	8	6	3	5	4	14	13	13	5	26	0	202
All Other Offenses	137	159	507	451	526	473	0	695	725	739	700	586	518	441	1508	891	650	543	1041	0	11,290
Suspicion	0	5	21	10	8	14	0	20	27	25	11	10	4	4	25	10	9	4	16	0	223
Curfew-Loitering	6	30	180	216	229	228	0	0	0	0	0	0	0	0	0	0	0	0	0	0	889
Runaways	41	148	939	872	858	453	0	0	0	0	0	0	0	0	0	0	0	0	0	0	3311
Total	1105	1668	4926	4061	5026	4416	1	4309	4141	3732	3405	2827	2390	2007	7154	4069	3109	2341	5971	4	66,662

A-23

Table A-VA 3

RECAP OF 1976 CARGO-COUNTY LIST OF ARRESTS BY AGE AND SEX OF OFFENDER

COUNTY	Under 11	11-12	13-14	15	16	17	Juvenile Total	18	19	20	21	22	23	24	25-29	30-34	35-39	40-44	45+	Un-known	Adult Total	County Total
FEMALES																						
Douglas	1	1	9	8	9	9	37	8	27	32	27	15	9	7	17	12	5	1	7	0	167	204
Johnson	18	50	215	154	179	117	733	74	73	69	61	56	69	50	173	114	105	56	122	0	1022	1755
Leavenworth	2	4	26	29	20	19	100	6	5	2	3	1	8	4	17	6	7	3	11	0	73	173
Reno	3	17	81	69	80	48	298	20	16	10	12	9	2	7	31	19	16	12	28	0	182	480
Sedgwick	32	99	345	272	239	168	1155	100	88	88	80	49	39	39	148	90	70	35	111	0	937	2092
Shawnee	18	26	104	113	119	99	479	47	67	44	57	36	18	23	105	71	51	30	82	0	631	1110
Wyandotte	14	42	142	114	105	59	476	87	69	119	114	93	84	70	216	79	83	61	102	0	1177	1653
All Others	83	147	542	484	485	398	2139	278	260	243	218	217	158	143	482	279	270	174	346	0	3068	5207
Total	171	386	1464	1243	1236	917	5417	620	605	607	572	476	387	343	1189	670	607	372	809	0	7257	12674
MALES																						
Douglas	2	2	33	24	28	41	130	97	102	106	111	57	44	29	132	62	32	31	57	0	860	990
Johnson	103	152	493	402	520	463	2133	487	452	369	323	292	279	220	781	454	359	255	557	1	4829	6962
Leavenworth	7	20	56	59	75	82	299	41	35	42	37	40	27	29	86	42	27	28	112	0	546	845
Reno	27	40	151	117	164	166	665	106	78	73	77	68	66	65	180	100	69	60	127	0	1069	1734
Sedgwick	199	289	793	578	666	495	3020	459	345	288	259	230	161	130	609	311	230	183	466	0	3671	6691
Shawnee	58	68	159	144	255	217	901	211	173	175	157	141	102	105	407	200	153	127	389	1	2341	3242
Wyandotte	104	153	344	360	460	310	1731	520	475	400	420	388	285	254	1114	732	484	323	690	0	6085	7816
All Others	434	558	1434	1134	1622	1725	6907	1768	1876	1672	1449	1135	1039	832	2656	1498	1148	962	2764	2	18801	25708
Total	934	1282	3463	2818	3790	3499	15786	3689	3536	3125	2833	2351	2003	1664	5965	3399	2502	1969	5162	4	38202	53988
GRAND TOTAL	1105	1668	4927	4061	5026	4416	21203	4309	4141	3732	3405	2827	2390	2007	7154	4069	3109	2341	5971	4	45459	66,662

A-24

COMPARISON OF 1976 ARRESTS BY AGE AND SEX OF OFFENDER

Chart A-VI 3A

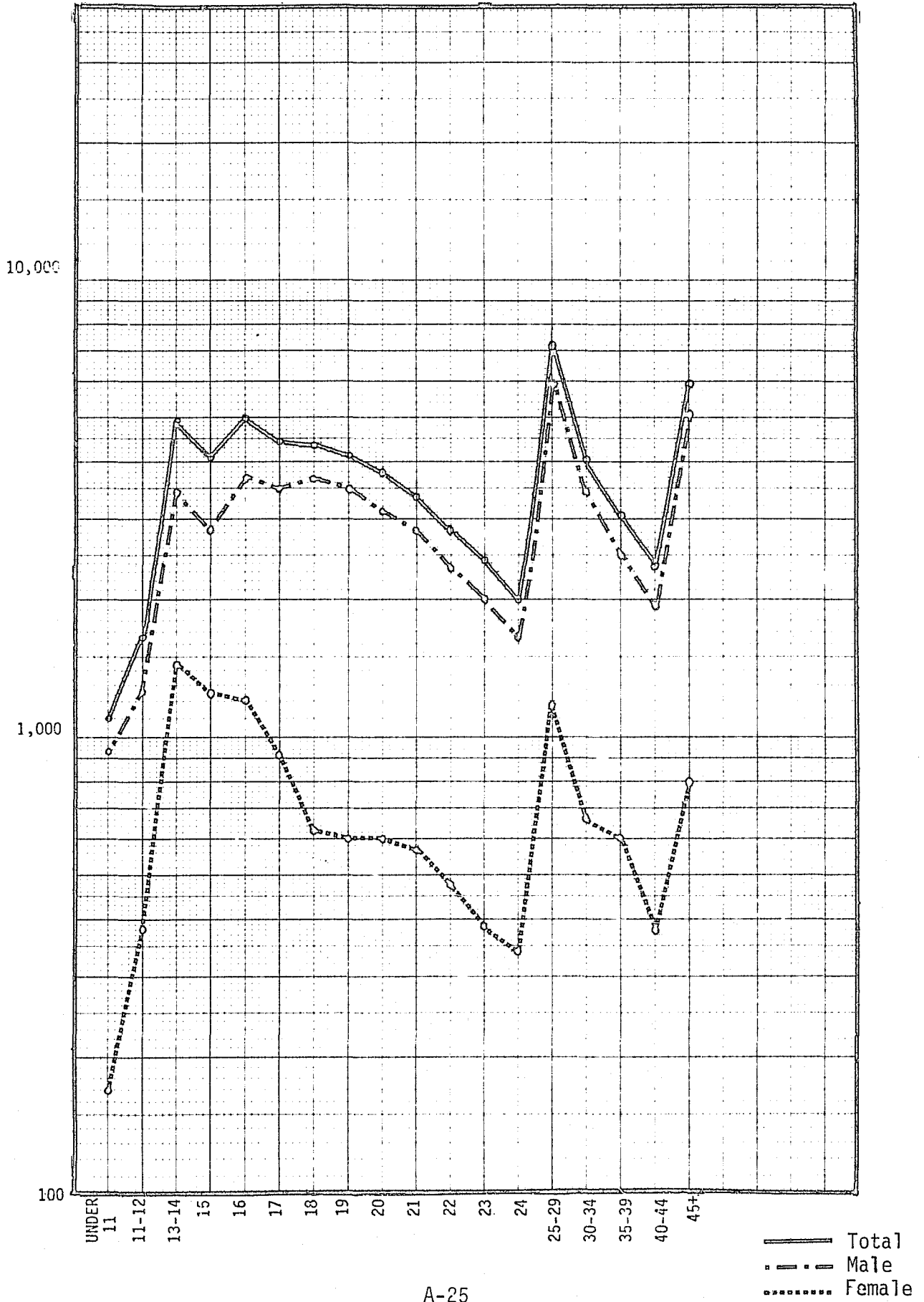


Table A-VA 3A

1976 Cargo-County List of Arrests by Age and Sex of Offender
DOUGLAS COUNTY - MALES

OFFENSE	AGE																				Total
	Under 11	11-12	13-14	15	16	17	Un-known	18	19	20	21	22	23	24	25-29	30-34	35-39	40-44	45+	Un-known	
Murder non-Negligent Manslaughter	0	0	0	0	0	0	0	0	1	0	0	0	0	0	0	0	0	0	0	0	1
Negligent Manslaughter	0	0	0	0	0	0	0	0	0	0	0	0	0	0	0	0	0	0	0	0	0
Forcible Rape	0	0	0	0	0	0	0	0	1	2	0	0	0	0	0	1	0	0	1	0	5
Robbery	0	0	0	1	0	0	0	2	1	0	1	0	0	0	0	0	1	0	2	0	8
Aggravated Assault	1	0	2	0	0	0	0	8	8	5	4	6	5	1	9	0	3	1	1	0	54
Burglary	0	0	0	1	2	2	0	3	5	3	4	4	2	2	8	1	1	0	1	0	39
Larceny Theft	0	0	3	3	2	1	0	8	13	7	7	6	4	1	2	3	1	1	4	0	66
Motor Vehicle Theft	0	0	2	2	2	3	0	1	0	0	3	0	0	1	0	0	0	0	0	0	14
Other Assaults	0	0	0	0	0	1	0	3	4	5	3	3	3	1	7	3	3	1	1	0	38
Arson	1	0	0	0	0	0	0	0	1	0	0	0	0	0	0	0	1	0	0	0	3
Forgery	0	0	0	0	0	0	0	0	0	0	3	0	1	0	1	1	0	0	0	0	6
Fraud	0	0	0	0	0	0	0	2	2	1	1	0	0	1	1	0	0	0	0	0	8
Embezzlement	0	0	0	0	0	0	0	0	0	0	0	0	0	0	0	0	0	0	0	0	0
Stolen Property	0	0	0	1	0	3	0	2	1	0	1	0	0	0	1	1	0	0	0	0	10
Vandalism	0	2	6	1	2	2	0	11	8	6	2	3	1	1	0	0	0	0	0	0	45
Weapons	0	0	0	2	0	0	0	0	0	0	1	0	0	0	0	1	0	0	1	0	5
Prostitution	0	0	0	0	0	0	0	0	0	0	0	0	0	0	0	0	0	0	0	0	0
Other Sex Offenses	0	0	2	0	0	0	0	0	0	1	0	0	1	0	1	0	0	0	0	0	5
Sale-Narcotics	0	0	0	0	0	0	0	0	0	0	0	0	0	0	0	0	0	0	0	0	0
Sale-Marijuana	0	0	1	0	1	1	0	0	0	1	0	0	1	0	1	0	0	0	0	0	6

Continued on next page

A-26

DOUGLAS COUNTY - MALES

OFFENSE	AGE																				Total
	Under 11	11-12	13-14	15	16	17	Un- known	18	19	20	21	22	23	24	25-29	30-34	35-39	40-44	45+	Un- known	
Sale-Synthetic Narcotics	0	0	0	0	0	0	0	0	0	0	0	0	0	0	0	0	0	0	0	0	0
Sale-Other	0	0	0	0	0	0	0	0	0	0	0	0	0	0	0	0	0	0	0	0	0
Possession-Narcotics	0	0	0	0	0	0	0	0	0	0	0	0	0	0	0	0	0	0	0	0	0
Possession-Marijuana	0	0	0	0	0	5	0	2	2	1	1	0	0	0	3	0	0	0	0	0	14
Possession-Synthetic Narcotics	0	0	0	0	0	0	0	0	0	0	0	0	0	0	0	0	0	0	0	0	0
Possession-Other	0	0	0	0	0	0	0	0	0	1	0	0	0	1	1	0	0	0	0	0	3
Bookmaking	0	0	0	0	0	0	0	0	0	0	0	0	0	0	0	0	0	0	0	0	0
Numbers & Lottery	0	0	0	0	0	0	0	0	0	0	0	0	0	0	0	0	0	0	0	0	0
Gambling-Other	0	0	0	0	0	0	0	0	0	0	0	0	0	0	0	0	0	0	0	0	0
Offenses-Family	0	0	0	0	0	0	0	0	0	1	0	0	0	1	1	1	1	0	0	0	5
DWI	0	0	0	0	1	1	0	3	2	3	2	3	3	3	8	9	3	6	8	0	55
Liquor Violations	0	0	0	0	0	2	0	1	0	7	0	0	0	0	0	0	0	0	0	0	10
Drunkenness	0	0	0	0	0	1	0	0	0	3	0	1	0	0	0	0	0	0	0	0	5
Disorderly Conduct	0	0	0	0	0	2	0	10	8	7	10	3	2	0	4	1	1	1	1	0	50
Vagrancy	0	0	0	0	0	0	0	0	0	0	0	0	0	0	0	0	0	0	0	0	0
All Other Offenses	0	0	8	3	9	5	0	39	44	51	67	28	21	16	79	40	17	21	36	0	484
Suspicion	0	0	0	1	0	1	0	2	1	1	1	0	0	0	5	0	0	0	1	0	13
Curfew-Loitering	0	0	4	2	2	2	0	0	0	0	0	0	0	0	0	0	0	0	0	0	10
Runaways	0	0	5	7	7	9	0	0	0	0	0	0	0	0	0	0	0	0	0	0	28
Total	2	2	33	24	28	41	0	97	102	106	111	57	44	29	132	62	32	31	57	0	990

Table A-VA 3B

1976 Cargo-County List of Arrests by Age and Sex of Offender

JOHNSON COUNTY - MALES

OFFENSE	AGE																				Total
	Under 11	11-12	13-14	15	16	17	Un-known	18	19	20	21	22	23	24	25-29	30-34	35-39	40-44	45+	Un-known	
Murder non-Negligent Manslaughter	0	0	1	0	0	1	0	1	1	0	0	0	0	0	1	0	0	0	1	0	6
Negligent Manslaughter	0	0	0	0	0	1	0	0	0	0	0	0	0	0	0	1	0	0	1	0	3
Forcible Rape	0	0	2	1	0	1	0	1	0	0	0	1	0	0	5	2	0	0	0	0	13
Robbery	0	0	0	0	4	6	0	4	4	1	2	3	4	1	6	2	2	4	1	0	44
Aggravated Assault	1	0	7	3	5	7	0	8	13	9	6	6	3	8	13	7	6	7	1	0	110
Burglary	18	14	52	57	36	39	0	33	17	16	13	4	6	2	21	7	2	3	2	0	342
Larceny Theft	22	38	97	76	72	65	0	58	41	33	26	23	25	18	60	31	22	14	31	0	760
Motor Vehicle Theft	0	2	14	13	10	1	0	8	2	4	4	1	3	0	3	3	2	0	1	0	71
Other Assaults	6	10	15	12	12	21	0	28	33	23	13	12	9	9	48	38	30	10	24	0	353
Arson	3	5	7	6	0	0	0	0	0	1	0	0	0	0	2	2	0	0	0	0	26
Forgery	0	1	4	3	1	1	0	3	4	6	1	2	3	2	8	2	4	2	0	0	47
Fraud	0	0	0	1	3	9	0	3	11	8	6	3	7	5	22	29	10	7	11	0	135
Embezzlement	0	0	0	0	0	0	0	1	0	0	0	1	0	0	0	0	0	0	0	0	2
Stolen Property	0	1	6	2	4	6	0	2	0	1	1	3	0	1	4	0	0	0	0	0	31
Vandalism	24	26	43	32	42	29	0	14	10	7	4	4	7	4	8	3	7	2	3	0	269
Weapons	2	3	7	3	9	11	0	7	5	1	2	4	3	2	4	7	3	2	0	0	75
Prostitution	0	0	1	0	0	0	0	0	0	1	0	0	0	0	0	1	0	0	0	0	3
Other Sex Offenses	0	0	4	3	11	3	0	3	2	2	4	1	0	1	8	6	0	0	2	0	50
Sale-Narcotics	0	0	0	0	0	0	0	0	0	0	0	1	1	0	2	0	0	0	0	0	4
Sale-Marijuana	0	0	6	12	6	5	0	9	4	5	4	0	3	0	2	1	0	0	0	0	57

Continued on next page

A-23

JOHNSON COUNTY - MALES

OFFENSE	AGE																				Total
	Under 11	11-12	13-14	15	16	17	Un-known	18	19	20	21	22	23	24	25-29	30-34	35-39	40-44	45+	Un-known	
Sale-Synthetic Narcotics	0	0	0	0	1	0	0	0	1	1	0	1	0	0	1	0	0	0	0	0	5
Sale-Other	0	0	0	0	1	0	0	0	0	3	0	1	1	0	1	0	0	0	0	0	7
Possession-Narcotics	0	0	1	0	0	0	0	1	4	0	1	2	0	1	1	0	0	0	0	0	11
Possession-Marijuana	0	1	18	34	69	50	0	42	32	15	8	20	9	9	16	4	2	0	0	0	329
Possession-Synthetic Narcotics	0	0	0	0	0	1	0	0	1	0	0	0	0	0	0	0	0	0	0	0	2
Possession-Other	0	0	0	1	2	2	0	1	2	1	3	1	1	0	0	0	0	0	0	0	14
Bookmaking	0	0	0	0	0	0	0	0	0	0	0	0	0	0	0	0	0	0	0	0	0
Numbers & Lottery	0	0	0	0	0	0	0	0	0	0	0	0	0	0	0	0	0	0	0	0	0
Gambling-Other	0	0	0	0	0	0	0	0	0	0	0	0	0	0	0	0	0	0	0	0	0
Offenses-Family	0	0	0	0	0	0	0	1	0	0	0	1	1	1	2	5	3	2	5	0	21
DWI	0	0	1	0	11	21	0	33	47	35	45	33	35	33	135	68	93	58	215	1	864
Liquor Violations	1	1	7	18	57	42	0	51	31	21	19	15	11	8	21	7	6	3	10	0	329
Drunkenness	0	0	4	5	10	9	0	17	15	9	6	14	9	8	32	16	12	14	50	0	230
Disorderly Conduct	5	2	21	17	27	22	0	21	19	13	11	9	14	10	27	15	10	4	10	0	257
Vagrancy	0	0	2	0	0	1	0	2	1	1	2	0	0	1	6	3	1	1	1	0	22
All Other Offenses	13	30	68	38	53	73	0	134	150	151	141	126	124	94	314	193	143	122	188	0	2155
Suspicion	0	2	9	2	2	1	0	1	2	1	1	0	0	2	0	1	1	0	0	0	25
Curfew-Loitering	0	0	0	0	5	4	0	0	0	0	0	0	0	0	0	0	0	0	0	0	9
Runaways	8	16	96	63	67	31	0	0	0	0	0	0	0	0	0	0	0	0	0	0	281
Total	103	152	493	402	520	463	0	487	452	369	323	292	279	220	781	454	359	255	557	1	6962

A-29

Table A-VA 3C

1976 Cargis County List of Arrests by Age and Sex of Offender
LEAVENWORTH COUNTY - MALES

OFFENSE	AGE																				Total
	Under 11	11-12	13-14	15	16	17	Un-known	18	19	20	21	22	23	24	25-29	30-34	35-39	40-44	45+	Un-known	
Murder non-Negligent Manslaughter	0	0	0	0	0	0	0	0	0	0	0	0	0	0	1	0	0	0	0	0	1
Negligent Manslaughter	0	0	0	0	0	0	0	0	0	0	0	0	0	0	0	0	0	0	0	0	0
Forcible Rape	0	0	0	0	0	0	0	1	0	1	0	0	0	0	0	0	0	0	0	0	0
Robbery	0	0	0	0	1	0	0	0	0	0	0	0	0	0	0	1	1	0	0	0	0
Aggravated Assault	0	0	0	0	2	4	0	0	1	0	2	2	1	1	7	1	2	3	9	0	0
Burglary	0	1	7	6	3	7	0	8	5	4	0	2	3	2	2	4	0	0	3	0	0
Larceny Theft	3	11	22	12	3	14	0	5	2	2	4	6	3	3	7	2	0	2	9	0	110
Motor Vehicle Theft	0	0	2	1	3	0	0	0	0	0	1	1	0	0	2	0	0	0	0	0	0
Other Assaults	1	1	0	0	3	0	0	1	2	0	3	0	0	0	2	3	0	1	4	0	21
Arson	1	0	0	0	0	0	0	0	0	0	0	0	0	0	0	0	0	0	0	0	1
Forgery	0	0	0	1	0	0	0	1	0	0	0	1	0	0	0	0	0	0	0	0	3
Fraud	0	0	0	0	0	0	0	0	0	1	2	3	1	0	1	3	1	1	1	0	14
Embezzlement	0	0	0	0	0	0	0	0	0	0	0	0	0	0	0	0	0	0	0	0	0
Stolen Property	0	0	0	0	0	0	0	0	0	0	0	0	0	0	0	1	0	0	0	0	1
Vandalism	2	0	3	0	3	6	0	1	2	3	2	0	0	1	3	0	0	0	0	0	26
Weapons	0	0	1	1	0	1	0	0	0	1	1	1	0	2	0	0	0	1	2	0	11
Prostitution	0	0	0	0	1	0	0	0	1	0	0	1	0	0	0	0	0	0	0	0	3
Other Sex Offenses	0	0	1	0	0	0	0	1	0	0	0	0	0	0	0	0	0	0	1	0	3
Sale-Narcotics	0	0	0	0	0	0	0	0	0	0	0	0	0	0	0	0	0	0	0	0	0
Sale-Marijuana	0	0	0	0	2	1	0	3	2	0	0	1	1	1	0	0	0	0	0	0	11

Continued on next page

A-30

LEAVENWORTH COUNTY - MALES

OFFENSE	AGE																				Total	
	Under 11	11-12	13-14	15	16	17	Un-known	18	19	20	21	22	23	24	25-29	30-34	35-39	40-44	45+	Un-known		
Sale-Synthetic Narcotics	0	0	0	0	0	0	0	0	0	0	0	0	0	0	0	0	0	0	0	0	0	0
Sale-Other	0	0	0	0	0	0	0	0	1	0	0	0	1	0	2	0	0	0	0	0	0	4
Possession-Narcotics	0	0	0	0	0	0	0	0	0	0	0	0	0	0	0	0	0	0	0	0	0	0
Possession-Marijuana	0	0	2	5	10	8	0	1	6	4	2	3	1	2	2	0	0	0	0	0	0	46
Possession-Synthetic Narcotics	0	0	0	0	0	0	0	0	0	0	0	0	0	0	3	0	0	0	0	0	0	3
Possession-Other	0	0	0	0	0	0	0	0	0	0	0	0	0	0	0	0	0	0	0	0	0	0
Bookmaking	0	0	0	0	0	0	0	0	0	0	0	0	0	0	0	0	0	0	0	0	0	0
Numbers & Lottery	0	0	0	0	0	0	0	0	0	0	0	0	0	0	0	0	0	0	0	0	0	0
Gambling-Other	0	0	0	0	0	0	0	0	0	0	0	0	0	0	0	0	0	0	0	0	0	0
Offenses-Family	0	0	0	0	0	0	0	0	0	1	0	0	0	0	0	0	0	0	0	0	0	1
DWI	0	0	0	0	2	2	0	4	5	3	3	4	4	6	14	8	7	8	28	0	0	98
Liquor Violations	0	0	0	1	2	2	0	1	1	0	0	0	0	1	0	0	0	1	0	0	9	
Drunkenness	0	0	0	0	0	0	0	1	0	2	0	0	1	0	1	3	0	1	2	0	0	11
Disorderly Conduct	0	0	1	0	1	4	0	2	1	4	4	2	2	2	8	2	1	0	19	0	0	53
Vagrancy	0	0	0	0	0	0	0	0	0	0	0	0	0	0	1	1	0	0	7	0	0	9
All Other Offenses	0	5	4	16	25	14	0	11	6	16	13	13	9	8	30	13	15	10	27	0	0	235
Suspicion	0	0	0	0	0	0	0	0	0	0	0	0	0	0	0	0	0	0	0	0	0	0
Curfew-Loitering	0	2	9	7	11	14	0	0	0	0	0	0	0	0	0	0	0	0	0	0	0	43
Runaways	0	0	4	9	3	5	0	0	0	0	0	0	0	0	0	0	0	0	0	0	0	21
Total	7	20	56	59	75	82	0	41	35	42	37	40	27	29	86	42	27	28	112	0	845	

A-31

Table A-VA 3D

1976 Cargo-County List of Arrests by Age and Sex of Offender

RENO COUNTY - MALES

OFFENSE	AGE																				Total		
	Under 11	11-12	13-14	15	16	17	Un-known	18	19	20	21	22	23	24	25-29	30-34	35-39	40-44	45+	Un-known			
Murder non-Negligent Manslaughter	0	0	0	0	0	0	0	0	0	0	0	0	0	0	0	0	0	0	0	0	0	0	0
Negligent Manslaughter	0	0	0	0	0	0	0	0	0	0	0	0	0	0	0	0	0	0	0	0	0	0	0
Forcible Rape	0	0	0	0	1	0	0	1	0	0	0	0	0	0	1	1	0	0	0	0	0	0	4
Robbery	0	1	1	0	0	1	0	0	0	1	0	0	0	2	1	2	0	0	0	0	0	0	9
Aggravated Assault	0	0	1	2	0	0	0	0	1	0	1	1	1	1	6	5	2	5	1	0	0	0	27
Burglary	3	1	11	4	7	4	0	4	7	2	1	1	4	4	5	5	1	1	0	0	0	0	65
Larceny Theft	10	16	38	16	24	19	0	11	6	5	6	2	8	9	14	5	3	2	3	0	0	0	197
Motor Vehicle Theft	1	1	4	5	2	3	0	0	0	0	0	0	2	0	0	0	0	0	0	0	0	0	18
Other Assaults	0	0	4	3	3	4	0	6	8	4	5	4	2	5	13	6	2	6	6	0	0	0	81
Arson	0	1	0	0	0	0	0	0	0	0	1	0	0	0	0	0	0	0	0	0	0	0	2
Forgery	0	0	0	0	0	0	0	1	2	0	1	0	0	2	4	3	0	0	1	0	0	0	14
Fraud	1	2	0	0	2	3	0	1	1	2	5	4	1	4	14	8	4	3	2	0	0	0	57
Embezzlement	0	1	0	0	0	0	0	0	0	0	0	0	0	0	2	0	0	0	0	0	0	0	3
Stolen Property	0	0	0	0	0	0	0	0	0	0	0	0	0	0	0	0	0	0	0	0	0	0	0
Vandalism	4	2	12	5	6	2	0	2	1	0	0	0	0	0	3	1	1	1	0	0	0	0	40
Weapons	0	0	1	0	0	0	0	0	0	2	0	0	2	0	4	4	2	0	1	0	0	0	16
Prostitution	0	0	0	0	0	0	0	0	0	0	0	0	0	0	0	0	0	0	0	0	0	0	0
Other Sex Offenses	0	0	0	0	0	2	0	1	0	2	0	1	1	1	0	0	3	2	1	0	0	0	14
Sale-Narcotics	0	0	0	0	0	0	0	0	0	1	0	0	0	0	0	0	0	0	0	0	0	0	1
Sale-Marijuana	0	0	1	1	1	3	0	0	0	0	1	0	0	0	0	0	0	0	0	0	0	0	8

Continued on next page

RENO COUNTY - MALES

OFFENSE	AGE																				Total
	Under 11	11-12	13-14	15	16	17	Un-known	18	19	20	21	22	23	24	25-29	30-34	35-39	40-44	45+	Un-known	
Sale-Synthetic Narcotics	0	0	0	0	0	0	0	0	0	0	0	0	0	0	0	0	0	0	0	0	0
Sale-Other	0	0	0	0	0	0	0	0	0	0	0	0	0	0	0	0	0	0	0	0	0
Possession-Narcotics	0	0	0	0	0	0	0	0	0	0	0	0	0	0	0	0	0	0	0	0	0
Possession-Marijuana	0	1	10	7	8	0	0	25	17	7	14	17	16	4	14	1	1	0	0	0	142
Possession-Synthetic Narcotics	0	0	0	0	0	0	0	0	0	1	0	0	0	0	0	0	0	0	0	0	1
Possession-Other	0	0	0	0	0	0	0	0	1	1	1	1	1	1	0	0	0	0	0	0	6
Bookmaking	0	0	0	0	0	0	0	0	0	0	0	0	0	0	0	0	0	0	0	0	0
Numbers & Lottery	0	0	0	0	0	0	0	0	0	0	0	0	0	0	0	0	0	0	0	0	0
Gambling-Other	0	0	0	0	0	0	0	0	0	0	0	0	0	0	0	0	0	0	0	0	0
Offenses-Family	0	0	0	0	0	0	0	0	0	0	0	0	0	0	0	2	1	0	2	0	5
DWI	0	0	0	0	4	3	0	12	2	13	5	6	8	9	45	24	26	23	52	0	232
Liquor Violations	0	0	0	5	4	21	0	21	20	17	21	23	8	10	21	11	7	4	10	0	201
Drunkenness	0	0	1	0	1	1	0	5	4	1	4	0	2	6	9	12	6	5	31	0	88
Disorderly Conduct	0	0	1	2	2	2	0	0	3	3	1	3	1	1	4	3	3	1	3	0	33
Vagrancy	0	0	0	0	0	0	0	0	0	0	0	0	0	0	0	0	0	0	0	0	0
All Other Offenses	2	2	6	4	12	10	0	16	5	11	10	5	9	5	20	7	7	7	14	0	152
Suspicion	0	0	0	0	0	0	0	0	0	0	0	0	0	0	0	0	0	0	0	0	0
Curfew-Loitering	0	2	21	30	55	55	0	0	0	0	0	0	0	0	0	0	0	0	0	0	163
Runaways	6	10	39	35	32	33	0	0	0	0	0	0	0	0	0	0	0	0	0	0	155
Total	27	40	151	117	164	166	0	106	78	73	77	68	66	65	180	100	69	60	127	0	1734

A-33

Table A-VA 3E

1976 Cargo-County List of Arrests by Age and Sex of Offender
SEDGWICK COUNTY - MALES

OFFENSE	AGE																				Total
	Under 11	11-12	13-14	15	16	17	Un-known	18	19	20	21	22	23	24	25-29	30-34	35-39	40-44	45+	Un-known	
Murder non-Negligent Manslaughter	0	0	0	0	0	0	0	0	0	0	0	0	0	3	5	0	0	0	5	0	13
Negligent Manslaughter	0	0	0	0	0	0	0	0	0	1	0	0	1	0	0	1	2	0	1	0	6
Forcible Rape	0	0	0	1	1	2	0	2	2	4	1	5	4	3	10	3	1	2	1	0	42
Robbery	0	1	4	6	10	4	0	20	13	7	14	15	9	5	23	16	5	3	1	0	156
Aggravated Assault	5	2	10	14	11	9	0	12	10	14	9	5	4	7	23	13	17	11	18	0	194
Burglary	19	35	95	63	81	62	0	106	58	42	40	30	19	14	63	19	7	8	10	0	771
Larceny Theft	78	127	268	156	187	151	0	107	66	57	50	30	29	32	110	42	34	28	69	0	1621
Motor Vehicle Theft	0	6	60	61	64	28	0	25	11	9	10	2	0	3	8	2	2	0	0	0	291
Other Assaults	17	15	50	33	34	37	0	31	28	23	18	13	13	5	58	25	23	17	21	0	461
Arson	2	1	8	1	1	2	0	3	2	1	0	0	0	0	0	0	1	0	0	0	22
Forgery	0	0	1	3	4	2	0	5	9	7	8	8	5	2	22	6	4	0	4	0	90
Fraud	0	1	2	2	3	4	0	5	3	2	3	4	3	5	17	4	7	2	3	0	70
Embezzlement	0	0	0	1	3	5	0	0	1	4	5	2	3	1	1	2	0	3	3	0	48
Stolen Property	0	0	12	5	2	8	0	1	1	3	2	2	2	1	5	1	0	1	2	0	48
Vandalism	59	61	75	35	35	14	0	7	6	6	3	2	1	3	11	9	3	2	8	0	340
Weapons	0	0	0	4	5	6	0	14	10	11	8	13	6	2	24	20	15	8	13	0	159
Prostitution	0	0	0	0	0	0	0	0	0	0	0	0	0	0	2	0	0	0	0	0	2
Other Sex Offenses	0	0	9	4	5	7	0	3	2	4	1	2	1	4	11	9	2	2	9	0	75
Sale-Narcotics	0	0	0	0	0	0	0	0	0	0	0	0	0	0	0	0	0	0	0	0	0
Sale-Marijuana	0	2	0	2	2	3	0	4	2	2	2	4	0	2	3	3	1	0	1	0	33

Continued on next page

SEDGWICK COUNTY - MALES

OFFENSE	AGE																				Total
	Under 11	11-12	13-14	15	16	17	Un-known	18	19	20	21	22	23	24	25-29	30-34	35-39	40-44	45+	Un-known	
Sale-Synthetic Narcotics	0	0	0	0	0	0	0	0	1	0	0	0	0	0	0	0	0	0	0	0	1
Sale-Other	0	0	0	0	3	1	0	0	2	0	0	0	1	0	0	0	0	0	0	0	7
Possession-Narcotics	0	0	0	0	0	0	0	1	0	1	0	1	1	0	6	2	0	0	1	0	13
Possession-Marijuana	0	0	12	19	34	33	0	40	38	21	20	15	11	5	23	6	0	0	1	0	278
Possession-Synthetic Narcotics	0	0	0	0	0	0	0	0	0	0	0	0	0	0	3	1	0	0	0	0	4
Possession-Other	0	0	2	3	5	4	0	5	1	0	2	3	0	0	3	1	0	0	0	0	29
Bookmaking	0	0	0	0	0	0	0	0	0	0	0	0	0	0	0	0	0	0	0	0	0
Numbers & Lottery	0	0	0	0	0	0	0	0	0	0	0	0	0	0	0	0	0	0	0	0	0
Gambling-Other	0	0	0	0	0	0	0	0	0	0	0	0	0	0	0	1	1	0	2	0	4
Offenses-Family	0	0	0	0	0	0	0	0	0	0	0	1	2	0	0	0	2	1	0	0	6
DWI	0	0	0	1	3	5	0	17	31	26	19	31	13	13	59	59	51	62	177	0	567
Liquor Violations	0	0	3	6	15	14	0	5	14	7	6	4	3	4	14	9	3	6	36	0	149
Drunkenness	0	0	1	1	1	1	0	1	0	1	1	1	0	0	1	1	5	4	20	0	39
Disorderly Conduct	11	13	43	25	22	21	0	17	13	13	12	14	10	7	27	23	12	4	26	0	313
Vagrancy	0	0	2	2	1	0	0	0	0	1	0	0	0	0	0	1	0	0	0	0	7
All Other Offenses	4	10	44	44	54	42	0	28	21	21	25	23	20	9	63	32	32	19	34	0	525
Suspicion	0	0	0	0	0	0	0	0	0	0	0	0	0	0	0	0	0	0	0	0	0
Curfew-Loitering	0	4	23	23	15	5	0	0	0	0	0	0	0	0	0	0	0	0	0	0	70
Runaways	4	11	69	63	65	25	0	0	0	0	0	0	0	0	0	0	0	0	0	0	237
Total	199	289	793	578	666	495	0	459	345	288	259	230	161	130	609	311	230	183	466	0	6691

A-35

Table A-VA 3F

1976 Cargo-County List of Arrests by Age and Sex of Offender

SHAWNEE COUNTY - MALES

OFFENSE	AGE																				Total
	Under 11	11-12	13-14	15	16	17	Un-known	18	19	20	21	22	23	24	25-29	30-34	35-39	40-44	45+	Un-known	
Murder non-Negligent Manslaughter	0	0	0	0	0	0	0	1	0	0	1	0	0	1	1	1	0	0	1	0	6
Negligent Manslaughter	0	0	0	0	0	0	0	0	0	0	0	0	0	0	0	0	0	0	0	0	0
Forcible Rape	0	0	2	0	0	0	0	0	1	1	0	3	1	1	1	1	0	0	1	0	12
Robbery	0	0	1	0	3	11	0	4	3	6	2	3	1	0	6	3	2	0	1	0	46
Aggravated Assault	1	2	2	7	9	6	0	0	4	2	3	1	3	3	11	8	3	5	5	0	75
Burglary	5	6	23	34	25	19	0	24	12	6	4	7	4	5	5	0	2	0	1	0	182
Larceny Theft	21	25	57	33	63	47	0	30	26	41	18	16	19	10	45	17	15	5	33	0	521
Motor Vehicle Theft	3	2	2	6	7	9	0	6	2	0	0	1	0	0	2	1	2	0	2	0	45
Other Assaults	2	2	12	12	18	16	0	22	21	12	16	17	6	8	36	15	15	13	19	0	262
Arson	1	0	0	0	3	1	0	1	0	1	0	0	0	0	1	0	2	0	0	0	10
Forgery	0	0	3	1	2	1	0	2	1	1	0	1	0	0	3	0	0	1	0	0	16
Fraud	0	0	0	0	1	1	0	0	1	0	1	0	1	0	1	4	2	0	1	0	15
Embezzlement	0	0	0	0	0	0	0	0	0	0	0	0	0	0	0	1	0	0	0	0	1
Stolen Property	0	2	5	2	7	8	0	2	0	2	2	0	0	1	1	3	1	0	0	0	36
Vandalism	21	18	20	9	16	8	0	7	3	3	4	2	0	1	7	4	1	4	0	0	128
Weapons	0	0	2	1	4	1	0	6	3	4	3	5	3	4	6	4	4	2	6	0	58
Prostitution	0	0	0	0	1	0	0	1	0	0	0	0	0	0	17	9	0	0	0	0	28
Other Sex Offenses	0	1	3	0	1	2	0	1	0	1	1	0	0	0	2	3	0	0	0	1	16
Sale-Narcotics	0	0	0	0	0	0	0	0	0	0	0	0	0	0	3	0	0	1	0	0	4
Sale-Marijuana	0	0	0	0	0	0	0	3	2	1	1	2	2	0	1	1	0	0	0	0	13

Continued on next page

A-36

SHAWNEE COUNTY - MALES

OFFENSE	AGE																				Total
	Under 11	11-12	13-14	15	16	17	Un-known	18	19	20	21	22	23	24	25-29	30-34	35-39	40-44	45+	Un-known	
Sale-Synthetic Narcotics	0	0	0	0	0	0	0	0	0	0	0	0	0	0	0	0	0	0	0	0	0
Sale-Other	0	0	0	0	0	0	0	0	0	0	0	0	0	0	0	0	0	0	0	0	0
Possession-Narcotics	0	0	0	0	0	0	0	1	1	0	1	2	2	0	2	0	0	0	0	0	0
Possession-Marijuana	0	0	6	6	21	23	0	16	11	22	17	16	8	9	31	3	2	1	0	0	192
Possession-Synthetic Narcotics	0	0	0	0	0	0	0	0	0	0	0	0	0	0	0	0	0	0	0	0	0
Possession-Other	0	0	0	0	0	0	0	0	1	0	2	2	1	3	6	3	1	1	0	0	20
Bookmaking	0	0	0	0	0	0	0	0	0	0	0	0	0	0	0	0	0	0	0	0	0
Numbers & Lottery	0	0	0	0	0	0	0	0	0	0	0	0	0	0	0	0	0	0	0	0	0
Gambling-Other	0	0	0	0	0	0	0	0	0	0	0	0	0	0	0	1	1	0	3	0	5
Offenses-Family	0	0	0	0	0	0	0	0	0	0	0	0	0	0	1	0	0	0	0	0	1
DWI	0	0	1	3	9	11	0	30	37	38	40	24	26	23	114	70	66	63	207	0	762
Liquor Violations	0	1	2	6	17	20	0	9	5	4	3	4	3	3	8	5	2	2	15	0	109
Drunkenness	0	0	0	0	0	0	0	0	0	0	0	0	0	0	0	1	0	1	0	0	2
Disorderly Conduct	0	1	1	6	8	9	0	12	14	12	9	5	8	10	15	6	8	3	23	0	150
Vagrancy	0	2	1	0	0	1	0	0	0	0	1	0	1	0	1	0	0	0	0	0	7
All Other Offenses	1	1	1	6	7	8	0	33	25	18	28	30	13	23	80	36	24	25	71	0	430
Suspicion	0	0	0	0	0	0	0	0	0	0	0	0	0	0	0	0	0	0	0	0	0
Curfew-Loitering	0	0	0	0	0	0	0	0	0	0	0	0	0	0	0	0	0	0	0	0	0
Runaways	3	5	15	12	33	15	0	0	0	0	0	0	0	0	0	0	0	0	0	0	83
Total	58	68	159	144	255	217	0	211	173	175	157	141	102	105	407	200	153	127	389	1	3242

A-37

Table A-VA 3C

1976 Cargo-County List of Arrests by Age and Sex of Offender

WYANDOTTE COUNTY - MALES

OFFENSE	AGE																				Total
	Under 11	11-12	13-14	15	16	17	Un-known	18	19	20	21	22	23	24	25-29	30-34	35-39	40-44	45+	Un-known	
Murder non-Negligent Manslaughter	0	0	0	0	0	0	0	2	0	1	0	0	0	1	3	2	3	0	1	0	13
Negligent Manslaughter	0	0	0	0	0	0	0	0	0	0	0	0	0	0	0	1	0	0	0	0	1
Forcible Rape	0	1	2	1	1	0	0	1	3	3	1	0	1	1	7	0	4	1	0	0	27
Robbery	2	4	10	7	13	8	0	8	8	4	10	6	3	6	7	8	0	1	1	0	106
Aggravated Assault	5	5	14	4	11	8	0	9	11	5	6	8	9	5	24	21	16	7	10	0	178
Burglary	16	29	56	53	82	44	0	34	25	20	18	15	9	5	25	5	12	2	5	0	455
Larceny Theft	15	33	87	66	84	55	0	54	40	42	38	40	14	17	74	35	35	16	37	0	782
Motor Vehicle Theft	1	6	14	37	25	19	0	21	13	7	7	5	1	1	12	8	6	2	2	0	187
Other Assaults	12	21	28	25	53	20	0	57	65	54	58	57	43	34	156	109	59	51	84	0	986
Arson	3	5	5	1	0	2	0	1	1	0	0	0	0	0	2	2	2	0	0	0	24
Forgery	0	0	0	1	0	0	0	2	1	0	1	0	0	1	5	2	5	1	1	0	20
Fraud	0	1	0	1	2	3	0	3	1	1	3	5	7	2	8	11	2	1	4	0	55
Embezzlement	0	0	0	0	0	0	0	0	0	0	0	0	0	0	1	0	0	0	0	0	1
Stolen Property	0	1	2	5	4	6	0	14	9	13	2	8	8	5	29	18	13	6	7	0	150
Vandalism	31	22	31	27	29	19	0	22	15	9	14	9	11	11	31	18	7	4	15	0	325
Weapons	0	0	8	8	9	4	0	19	19	11	21	17	18	14	59	35	25	20	31	0	318
Prostitution	0	0	0	0	0	0	0	0	0	4	3	0	2	1	12	10	10	2	14	0	58
Other Sex Offenses	2	1	3	2	1	1	0	4	3	4	5	8	3	2	15	6	15	7	14	0	96
Sale-Narcotics	0	0	0	0	0	0	0	1	0	0	1	0	0	0	0	1	0	0	0	0	3
Sale-Marijuana	0	0	13	14	14	20	0	1	0	0	1	0	0	0	0	0	0	0	0	0	63

Continued on next page

WYANDOTTE COUNTY - MALES

OFFENSE	AGE																				Total	
	Under 11	11-12	13-14	15	16	17	Un-known	18	19	20	21	22	23	24	25-29	30-34	35-39	40-44	45+	Un-known		
Sale-Synthetic Narcotics	0	0	0	0	0	0	0	0	0	0	0	0	0	0	0	0	0	0	0	0	0	0
Sale-Other	0	0	0	0	0	1	0	0	0	0	0	0	0	0	0	0	0	0	0	0	0	1
Possession-Narcotics	0	0	0	0	0	0	0	0	0	0	0	0	0	0	0	1	0	0	0	0	0	1
Possession-Marijuana	0	0	0	2	9	5	0	28	25	21	13	21	12	17	26	9	10	0	3	0	0	201
Possession-Synthetic Narcotics	0	0	0	0	0	0	0	0	0	0	0	0	0	0	0	0	0	0	0	0	0	0
Possession-Other	0	0	0	0	1	0	0	10	11	9	11	10	7	3	24	20	7	4	2	0	0	119
Bookmaking	0	0	0	0	0	0	0	0	0	0	0	0	0	0	0	0	0	0	0	0	0	0
Numbers & Lottery	0	0	0	0	0	0	0	0	0	0	0	0	0	0	0	0	0	0	0	0	0	0
Gambling-Other	0	2	5	3	2	3	0	2	3	7	6	5	4	4	28	29	29	29	110	0	0	271
Offenses-Family	0	0	0	0	0	0	0	0	0	1	1	1	0	0	0	1	0	0	0	0	0	4
DWI	0	0	0	6	6	4	0	17	18	11	22	16	10	8	69	38	35	30	102	0	0	392
Liquor Violations	0	0	1	3	19	7	0	14	13	12	16	14	9	15	41	26	20	13	65	0	0	288
Drunkenness	0	0	0	3	9	3	0	0	0	0	0	0	0	0	0	0	0	0	1	0	0	16
Disorderly Conduct	0	1	8	18	21	37	0	148	141	104	104	109	77	62	279	202	106	70	116	0	0	1603
Vagrancy	0	0	0	0	0	0	0	1	1	0	0	0	0	0	0	0	0	0	0	0	0	2
All Other Offenses	12	12	37	52	46	32	0	47	49	57	58	34	37	39	177	114	63	56	65	0	0	987
Suspicion	0	0	0	0	0	0	0	0	0	0	0	0	0	0	0	0	0	0	0	0	0	0
Curfew-Loitering	1	0	0	1	1	2	0	0	0	0	0	0	0	0	0	0	0	0	0	0	0	5
Runaways	4	9	20	20	18	7	0	0	0	0	0	0	0	0	0	0	0	0	0	0	0	78
Total	104	153	344	360	460	310	0	520	475	400	420	388	285	254	1114	732	484	323	690	0	7816	

A-39

Table A-VA 311

1976 Cargocounty List of Arrests by Age and Sex of Offender
ALL OTHERS - MALES

OFFENSE	AGE																				Total
	Under 11	11-12	13-14	15	16	17	Un-known	18	19	20	21	22	23	24	25-29	30-34	35-39	40-44	45+	Un-known	
Murder non-Negligent Manslaughter	0	0	0	0	0	0	0	0	1	2	2	1	1	5	8	3	0	0	3	0	26
Negligent Manslaughter	0	1	1	1	0	0	0	1	3	1	1	1	0	1	2	2	1	0	0	0	16
Forcible Rape	0	1	0	0	1	4	0	2	4	4	6	1	10	4	13	4	3	1	3	0	61
Robbery	2	2	3	4	12	11	0	9	23	17	13	10	9	7	20	9	2	4	1	0	158
Aggravated Assault	2	2	9	12	11	21	0	25	25	33	22	29	28	17	86	60	35	14	42	0	473
Burglary	36	64	138	137	158	203	0	146	134	96	76	56	46	34	85	33	22	14	19	0	1497
Larceny Theft	120	161	368	182	264	294	1	247	210	205	151	91	82	53	165	74	54	40	103	0	2865
Motor Vehicle Theft	0	5	86	69	77	48	0	36	32	10	15	14	3	9	20	11	13	4	4	0	456
Other Assaults	7	17	46	26	38	39	0	50	58	45	72	59	69	41	164	102	62	35	92	0	1022
Arson	16	4	2	2	7	4	0	2	5	7	2	1	3	1	6	1	2	2	2	0	69
Forgery	2	4	10	5	9	20	0	20	27	16	27	10	6	8	33	19	12	8	8	0	244
Fraud	0	0	5	0	8	14	0	59	106	98	83	76	100	63	260	152	93	65	107	0	1289
Embezzlement	0	0	0	0	1	0	0	0	0	2	1	1	2	0	4	0	3	1	6	0	24
Stolen Property	1	3	6	5	7	13	0	13	10	13	13	10	10	3	17	3	2	2	4	0	135
Vandalism	118	111	149	78	125	95	0	51	42	29	25	28	17	6	19	15	5	4	8	0	925
Weapons	10	6	18	8	5	9	0	14	10	6	18	15	5	5	21	14	4	4	13	0	185
Prostitution	0	0	0	0	0	0	0	6	6	2	2	1	1	1	4	1	0	0	0	0	24
Other Sex Offenses	0	1	7	1	5	9	0	6	11	8	11	10	3	4	15	13	14	8	14	0	140
Sale-Narcotics	0	0	0	0	0	1	0	7	3	10	4	4	2	11	5	0	0	0	2	0	49
Sale-Marijuana	0	0	3	6	14	21	0	42	51	52	43	35	25	16	47	18	2	0	0	0	375

Continued on next page

ALL OTHERS - MALES

OFFENSE	AGE																				Total
	Under 11	11-12	13-14	15	16	17	Un-known	18	19	20	21	22	23	24	25-29	30-34	35-39	40-44	45+	Un-known	
Sale-Synthetic Narcotics	0	0	0	0	0	2	0	0	6	4	6	7	3	3	3	0	0	0	0	0	34
Sale-Other	0	0	1	0	0	1	0	5	2	3	7	2	1	2	5	1	1	0	1	0	32
Possession-Narcotics	0	0	0	0	0	1	0	2	0	0	2	3	0	3	1	0	0	0	0	0	18
Possession-Marijuana	0	4	27	49	117	150	0	163	165	156	110	89	63	49	140	15	10	4	2	0	1313
Possession-Synthetic Narcotics	0	0	0	0	0	0	0	0	4	1	4	1	5	1	2	0	0	0	0	0	18
Possession-Other	0	0	5	1	5	2	0	14	5	7	1	4	1	2	5	0	3	0	2	0	57
Bookmaking	0	0	0	0	0	0	0	0	0	0	0	0	1	0	0	0	0	0	0	0	1
Numbers & Lottery	0	0	0	0	0	0	0	0	0	0	0	0	0	0	0	0	0	0	0	0	0
Gambling-Other	0	0	0	0	0	0	0	0	2	0	2	1	0	1	1	0	1	1	1	0	10
Offenses-Family	0	0	1	2	3	2	0	3	0	0	6	5	1	3	12	17	13	12	11	0	91
DWI	0	4	7	4	14	53	0	134	181	179	167	122	135	131	424	303	268	263	992	2	3383
Liquor Violations	0	2	20	29	119	150	0	180	182	159	108	82	59	47	151	64	54	37	80	0	1523
Drunkenness	0	0	11	22	26	24	0	86	96	80	79	66	61	62	217	167	147	195	638	0	1977
Disorderly Conduct	43	55	86	76	105	87	0	116	131	113	116	68	77	66	192	96	97	55	157	0	1736
Vagrancy	1	0	6	8	14	12	0	5	5	6	3	2	4	3	6	8	9	4	18	0	114
All Other Offenses	65	66	198	168	206	204	0	310	313	287	243	220	199	171	485	284	208	181	416	0	4224
Suspicion	0	3	10	6	6	8	0	14	23	21	8	7	4	2	16	8	8	4	15	0	163
Curfew-Loitering	5	14	57	91	81	106	0	0	0	0	0	0	0	0	0	0	0	0	0	0	354
Runaways	6	28	153	142	184	117	0	0	0	0	0	0	0	0	0	0	0	0	0	0	630
Total	434	558	1433	1134	1622	1725	1	1768	1876	1672	1449	1135	1039	832	2656	1498	1148	962	2764	2	25708

A-41

Table A-VA 3I

1976 Cargo-County List of Arrests by Age and Sex of Offender
DOUGLAS COUNTY - FEMALES

OFFENSE	AGE																				Total	
	Under 11	11-12	13-14	15	16	17	Un-known	18	19	20	21	22	23	24	25-29	30-34	35-39	40-44	45+	Un-known		
Murder non-Negligent Manslaughter	0	0	0	0	0	0	0	0	0	0	0	0	0	0	0	0	0	0	0	0	0	0
Negligent Manslaughter	0	0	0	0	0	0	0	0	0	0	0	0	0	0	0	0	0	0	0	0	0	0
Forcible Rape	0	0	0	0	0	0	0	0	0	0	0	0	0	0	0	0	0	0	0	0	0	0
Robbery	0	0	1	0	0	0	0	0	0	0	1	0	1	0	0	0	0	0	0	0	0	0
Aggravated Assault	1	0	0	0	1	0	0	2	1	1	3	0	1	0	0	0	0	0	0	0	0	0
Burglary	0	0	0	0	0	0	0	0	5	1	2	0	0	0	0	0	0	0	0	0	0	0
Larceny Theft	0	0	1	2	1	0	0	2	5	5	2	0	1	0	0	0	1	0	0	0	0	0
Motor Vehicle Theft	0	0	0	0	0	0	0	0	0	0	0	0	0	0	0	0	0	0	0	0	0	0
Other Assaults	0	0	0	0	0	1	0	2	1	1	2	0	1	0	0	1	1	0	0	0	0	0
Arson	0	1	0	0	0	0	0	0	2	0	0	0	0	1	0	0	0	0	0	0	0	0
Forgery	0	0	0	0	0	0	0	0	0	1	2	0	0	0	1	1	0	0	0	0	0	0
Fraud	0	0	0	0	0	0	0	0	0	0	0	0	0	0	0	0	0	0	0	0	0	0
Embezzlement	0	0	0	0	0	0	0	0	0	0	0	0	0	0	0	0	0	0	0	0	0	0
Stolen Property	0	0	0	0	0	0	0	0	0	1	1	0	0	0	0	0	0	0	0	0	0	0
Vandalism	0	0	0	0	1	0	0	0	1	1	2	0	0	0	0	0	0	0	0	0	0	0
Weapons	0	0	0	0	1	0	0	0	0	0	0	0	0	0	0	0	0	0	0	0	0	0
Prostitution	0	0	0	0	1	0	0	0	0	0	0	0	0	0	0	0	0	0	0	0	0	0
Other Sex Offenses	0	0	0	0	0	0	0	0	0	0	0	0	0	0	0	0	0	0	0	0	0	0
Sale-Narcotics	0	0	0	0	0	0	0	0	0	0	0	0	0	0	0	0	0	0	0	0	0	0
Sale-Marijuana	0	0	0	0	0	0	0	0	0	1	0	0	0	0	0	0	0	0	0	0	0	0

Continued on next page

A-42

DOUGLAS COUNTY - FEMALES

OFFENSE	AGE																				Total	
	Under 11	11-12	13-14	15	16	17	Un- known	18	19	20	21	22	23	24	25-29	30-34	35-39	40-44	45+	Un- known		
Sale-Synthetic Narcotics	0	0	0	0	0	0	0	0	0	0	0	0	0	0	0	0	0	0	0	0	0	0
Sale-Other	0	0	0	0	0	0	0	0	1	0	0	0	0	0	0	0	0	0	0	0	0	1
Possession-Narcotics	0	0	0	0	0	0	0	0	0	0	0	0	0	0	0	0	0	0	0	0	0	0
Possession-Marijuana	0	0	0	0	0	1	0	0	0	0	0	0	0	0	0	0	0	0	0	0	0	1
Possession-Synthetic Narcotics	0	0	0	0	0	0	0	0	0	0	0	0	0	0	0	0	0	0	0	0	0	0
Possession-Other	0	0	0	0	0	0	0	0	0	0	0	0	0	0	0	0	0	0	0	0	0	0
Bookmaking	0	0	0	0	0	0	0	0	0	0	0	0	0	0	0	0	0	0	0	0	0	0
Numbers & Lottery	0	0	0	0	0	0	0	0	0	0	0	0	0	0	0	0	0	0	0	0	0	0
Gambling-Other	0	0	0	0	0	0	0	0	0	0	0	0	0	0	0	0	0	0	0	0	0	0
Offenses-Family	0	0	0	0	0	0	0	0	0	0	0	0	0	0	0	0	0	0	0	0	0	0
DWI	0	0	0	0	0	0	0	0	0	1	0	0	0	1	0	1	0	0	5	0	0	8
Liquor Violations	0	0	0	0	0	0	0	0	0	1	0	0	0	0	0	0	0	0	0	0	0	1
Drunkenness	0	0	0	0	0	0	0	0	0	0	0	0	0	0	0	0	0	0	0	0	0	0
Disorderly Conduct	0	0	0	0	0	0	0	0	0	1	1	1	0	1	1	0	0	0	0	0	0	5
Vagrancy	0	0	0	0	0	0	0	0	0	0	0	0	0	0	0	0	0	0	0	0	0	0
All Other Offenses	0	0	4	1	1	2	0	1	11	17	11	14	5	4	15	9	3	1	2	0	0	101
Suspicion	0	0	0	0	0	3	0	1	0	0	0	0	0	0	0	0	0	0	0	0	0	4
Curfew-Loitering	0	0	1	1	0	0	0	0	0	0	0	0	0	0	0	0	0	0	0	0	0	2
Runaways	0	0	2	4	3	2	0	0	0	0	0	0	0	0	0	0	0	0	0	0	0	11
Total	1	1	9	8	9	9	0	8	27	32	27	15	9	7	17	12	5	1	7	0	0	204

Table A-VA 3J

1976 Cargo-County List of Arrests by Age and Sex of Offender

JOHNSON COUNTY - FEMALES

OFFENSE	AGE																				Total	
	Under 11	11-12	13-14	15	16	17	Un- known	18	19	20	21	22	23	24	25-29	30-34	35-39	40-44	45+	Un- known		
Murder non-Negligent Manslaughter	0	0	0	0	0	0	0	0	0	0	0	0	0	0	0	0	0	0	0	0	0	0
Negligent Manslaughter	0	0	0	0	0	0	0	0	0	0	0	0	0	0	2	0	0	0	0	0	0	2
Forcible Rape	0	0	0	0	0	0	0	0	0	0	0	0	0	0	0	0	0	0	0	0	0	0
Robbery	0	0	0	0	0	1	0	0	0	0	0	0	0	0	0	0	0	0	0	0	0	1
Aggravated Assault	0	0	2	0	1	1	0	0	0	0	0	1	2	0	1	0	0	1	0	0	0	9
Burglary	3	1	0	1	3	1	0	0	0	0	0	0	0	0	0	1	0	0	0	0	0	10
Larceny Theft	2	29	63	50	38	42	0	29	28	23	22	12	21	12	36	30	25	14	34	0	0	510
Motor Vehicle Theft	0	0	0	2	0	0	0	2	0	0	0	0	0	0	0	0	0	0	0	0	0	4
Other Assaults	0	4	5	6	7	4	0	2	1	1	4	2	3	2	6	9	6	2	8	0	0	72
Arson	2	0	0	0	0	0	0	0	0	0	0	1	0	0	1	0	0	0	0	0	0	4
Forgery	0	0	0	0	1	2	0	3	0	2	0	0	0	1	5	1	0	1	1	0	0	17
Fraud	0	1	1	0	1	1	0	2	4	5	3	8	10	6	20	8	8	3	6	0	0	87
Embezzlement	0	0	0	0	0	0	0	0	0	0	0	0	0	0	0	0	0	0	0	0	0	0
Stolen Property	0	0	0	0	1	0	0	0	0	0	0	0	0	0	0	0	0	0	1	0	0	2
Vandalism	5	3	16	1	3	2	0	0	0	0	0	0	0	0	2	0	0	1	0	0	0	33
Weapons	0	0	0	0	0	0	0	1	0	1	0	0	0	0	2	0	0	0	0	0	0	4
Prostitution	0	0	0	0	0	0	0	0	0	0	1	0	0	0	0	0	0	0	0	0	0	1
Other Sex Offenses	0	0	1	0	0	0	0	0	0	0	0	0	0	0	0	0	0	0	0	0	0	1
Sale-Narcotics	0	0	0	0	0	0	0	0	0	0	0	0	0	0	0	0	0	0	0	0	0	0
Sale-Marijuana	0	0	0	0	2	0	0	2	1	1	1	0	1	0	2	0	0	0	0	0	0	10

Continued on next page

JOHNSON COUNTY - FEMALES

OFFENSE	AGE																			Total		
	Under 11	11-12	13-14	15	16	17	Un-known	18	19	20	21	22	23	24	25-29	30-34	35-39	40-44	45+		Un-known	
Sale-Synthetic Narcotics	0	0	0	0	0	0	0	0	0	0	0	0	0	0	0	0	0	0	0	0	0	0
Sale-Other	0	0	0	0	0	0	0	0	0	0	0	0	0	0	0	0	0	0	0	0	0	0
Possession-Narcotics	0	0	0	0	0	0	0	1	0	0	0	0	0	0	0	1	0	0	0	0	0	2
Possession-Marijuana	0	0	4	5	7	5	0	6	3	1	2	0	3	1	0	0	0	0	0	0	0	37
Possession-Synthetic Narcotics	0	0	0	0	1	0	0	0	0	0	0	0	0	0	0	0	0	0	0	0	0	1
Possession-Other	0	0	0	0	0	1	0	1	0	0	2	1	0	1	1	0	0	0	0	0	0	7
Eookmaking	0	0	0	0	0	0	0	0	0	0	0	0	0	0	0	0	0	0	0	0	0	0
Numbers & Lottery	0	0	0	0	0	0	0	0	0	0	0	0	0	0	0	0	0	0	0	0	0	0
Gambling-Other	0	0	0	0	0	0	0	0	0	0	0	0	0	0	0	0	0	0	0	0	0	0
Offenses-Family	0	0	0	0	0	0	0	0	0	0	0	0	0	0	0	0	0	0	0	0	0	0
DWI	0	0	0	0	1	0	0	4	5	2	4	3	3	7	15	16	17	10	37	0	0	127
Liquor Violations	0	0	6	4	9	4	0	2	3	0	0	1	1	1	0	0	2	1	2	0	0	36
Drunkenness	0	0	1	2	3	1	0	0	0	0	0	0	0	0	4	1	0	4	4	0	0	20
Disorderly Conduct	0	1	2	1	1	3	0	4	2	3	1	4	0	0	7	1	2	1	1	0	0	34
Vagrancy	0	0	0	0	0	0	0	0	0	0	0	0	0	0	0	0	0	0	0	0	0	0
All Other Offenses	3	2	25	12	12	16	0	15	23	30	21	22	25	19	69	46	45	18	28	0	0	431
Suspicion	0	0	1	0	0	1	0	0	0	0	0	1	0	0	0	0	0	0	0	0	0	3
Curfew-Loitering	0	0	0	0	0	2	0	0	0	0	0	0	0	0	0	0	0	0	0	0	0	2
Runaways	3	9	88	70	88	30	0	0	0	0	0	0	0	0	0	0	0	0	0	0	0	288
Total	18	50	215	154	179	117	0	74	73	69	61	56	69	50	173	114	105	56	122	0	1755	

A-45

Table A-VA 3K

1976 Cargo-County List of Arrests by Age and Sex of Offender
LEAVENWORTH COUNTY - FEMALES

OFFENSE	AGE																				Total
	Under 11	11-12	13-14	15	16	17	Un- known	18	19	20	21	22	23	24	25-29	30-34	35-39	40-44	45+	Un- known	
Murder non-Negligent Manslaughter	0	0	0	0	0	0	0	0	0	0	0	0	0	0	0	0	0	0	0	0	0
Negligent Manslaughter	0	0	0	0	0	0	0	0	0	0	0	0	0	0	0	0	0	0	0	0	0
Forcible Rape	0	0	0	0	0	0	0	0	0	0	0	0	0	0	0	0	0	0	0	0	0
Robbery	0	0	0	0	0	0	0	0	0	0	0	0	0	0	0	0	0	0	0	0	0
Aggravated Assault	0	0	0	0	0	0	0	0	0	0	0	0	0	0	0	0	2	0	1	0	3
Burglary	0	0	0	0	0	0	0	0	0	1	1	0	1	1	0	0	0	0	0	0	4
Larceny Theft	1	3	17	4	2	7	0	3	2	1	1	0	3	1	4	0	0	1	1	0	51
Motor Vehicle Theft	0	0	0	0	0	0	0	0	0	0	0	0	0	0	0	0	0	0	0	0	0
Other Assaults	0	0	0	0	0	0	0	0	0	0	0	0	0	0	1	1	1	0	0	0	3
Arson	0	0	0	0	0	0	0	0	0	0	0	0	0	0	0	0	0	0	0	0	0
Forgery	0	0	0	0	0	1	0	0	0	0	0	0	0	0	0	0	0	0	0	0	1
Fraud	0	0	0	0	0	0	0	0	0	0	0	0	0	0	0	0	0	0	0	0	0
Embezzlement	0	0	0	0	0	0	0	0	0	0	0	0	0	0	0	0	0	0	0	0	0
Stolen Property	0	0	0	0	0	0	0	0	0	0	0	0	0	1	1	0	0	0	0	0	2
Vandalism	1	0	0	0	0	0	0	0	0	0	0	0	0	0	0	1	1	0	0	0	3
Weapons	0	0	0	0	0	0	0	0	0	0	0	0	0	0	0	0	0	0	0	0	0
Prostitution	0	0	0	0	1	0	0	1	0	0	0	0	0	0	0	0	0	0	0	0	2
Other Sex Offenses	0	0	0	0	0	0	0	0	0	0	0	0	0	0	0	0	0	0	0	0	0
Sale-Narcotics	0	0	0	0	0	0	0	0	0	0	0	0	0	0	0	0	0	0	0	0	0
Sale-Marijuana	0	0	0	0	0	1	0	0	0	0	0	0	0	0	0	0	0	0	0	0	1

Continued on next page

LEAVENWORTH COUNTY - FEMALES

OFFENSE	AGE																				Total	
	Under 11	11-12	13-14	15	16	17	Un-known	18	19	20	21	22	23	24	25-29	30-34	35-39	40-44	45+	Un-known		
Sale-Synthetic Narcotics	0	0	0	0	0	0	0	0	0	0	0	0	0	0	0	0	0	0	0	0	0	0
Sale-Other	0	0	0	0	0	0	0	0	0	0	0	0	0	0	1	0	0	0	0	0	0	1
Possession-Narcotics	0	0	0	0	0	0	0	0	0	0	0	0	0	0	0	0	0	0	0	0	0	0
Possession-Marijuana	0	0	1	1	0	1	0	1	1	0	0	0	2	0	1	0	0	0	0	0	0	8
Possession-Synthetic Narcotics	0	0	0	0	0	0	0	0	0	0	0	0	0	0	0	0	0	0	0	0	0	0
Possession-Other	0	0	0	0	0	0	0	0	0	0	0	0	0	0	0	0	0	0	0	0	0	0
Bookmaking	0	0	0	0	0	0	0	0	0	0	0	0	0	0	0	0	0	0	0	0	0	0
Numbers & Lottery	0	0	0	0	0	0	0	0	0	0	0	0	0	0	0	0	0	0	0	0	0	0
Gambling-Other	0	0	0	0	0	0	0	0	0	0	0	0	0	0	0	0	0	0	0	0	0	0
Offenses-Family	0	0	0	0	0	0	0	0	0	0	0	0	0	0	1	0	0	0	0	0	0	1
DWI	0	0	0	0	0	0	0	0	0	0	0	1	0	0	0	1	1	1	3	0	0	7
Liquor Violations	0	0	0	0	0	0	0	0	0	0	0	0	0	0	0	0	0	0	0	0	0	0
Drunkenness	0	0	0	0	0	0	0	0	0	0	0	0	0	0	0	0	0	0	0	0	0	0
Disorderly Conduct	0	0	0	1	0	0	0	1	0	0	0	0	0	0	0	0	0	0	3	0	0	5
Vagrancy	0	0	0	0	0	0	0	0	0	0	0	0	0	0	0	0	0	0	0	0	0	0
All Other Offenses	0	0	2	11	6	4	0	0	2	0	1	0	2	1	8	3	2	1	3	0	0	46
Suspicion	0	0	0	0	0	0	0	0	0	0	0	0	0	0	0	0	0	0	0	0	0	0
Curfew-Loitering	0	0	3	4	8	3	0	0	0	0	0	0	0	0	0	0	0	0	0	0	0	18
Runaways	0	1	3	8	3	2	0	0	0	0	0	0	0	0	0	0	0	0	0	0	0	17
Total	2	4	26	29	20	19	0	6	5	2	3	1	8	4	17	6	7	3	11	0	173	

A-47

Table A-VA 3L

1976 Cargo-County List of Arrests by Age and Sex of Offender

RENO COUNTY - FEMALES

OFFENSE	AGE																				Total	
	Under 11	11-12	13-14	15	16	17	Un-known	18	19	20	21	22	23	24	25-29	30-34	35-39	40-44	45+	Un-known		
Murder non-Negligent Manslaughter	0	0	0	0	0	0	0	0	0	0	0	0	0	0	0	0	0	0	0	0	0	0
Negligent Manslaughter	0	0	0	0	0	0	0	0	0	0	0	0	0	0	0	0	0	0	0	0	0	0
Forcible Rape	0	0	0	0	0	0	0	0	0	0	0	0	0	0	0	0	0	0	0	0	0	0
Robbery	0	0	0	0	0	0	0	1	1	0	0	0	0	0	0	0	0	0	0	0	0	2
Aggravated Assault	0	0	0	0	0	0	0	1	0	1	0	2	0	0	0	0	1	0	1	0	0	6
Burglary	0	0	1	1	0	0	0	0	0	0	0	0	0	0	0	0	0	0	0	0	0	2
Larceny Theft	2	11	28	26	20	16	0	5	6	2	2	1	1	3	9	0	1	0	1	0	134	
Motor Vehicle Theft	0	0	0	0	0	0	0	0	0	0	0	0	0	0	0	0	0	0	0	0	0	0
Other Assaults	0	0	3	1	3	0	0	1	0	0	0	0	0	0	0	2	1	3	1	0	15	
Arson	0	0	0	0	0	0	0	0	0	0	0	0	0	0	0	0	0	0	0	0	0	0
Forgery	0	0	0	0	0	0	0	0	0	0	1	0	0	0	0	2	0	0	0	0	0	3
Fraud	0	1	0	0	3	1	0	1	2	1	1	4	0	1	4	3	2	1	2	0	27	
Embezzlement	0	0	0	0	0	0	0	0	0	0	0	0	0	0	0	0	0	0	0	0	0	0
Stolen Property	0	0	0	0	0	0	0	0	0	0	0	0	0	0	0	0	0	0	0	0	0	0
Vandalism	0	1	1	0	0	0	0	0	0	0	0	0	0	0	0	0	0	0	1	0	3	
Weapons	0	0	0	0	0	0	0	0	0	1	0	0	0	0	1	0	0	0	0	0	2	
Prostitution	0	0	0	0	0	0	0	0	0	0	0	0	0	1	1	0	0	0	0	0	2	
Other Sex Offenses	0	0	0	0	0	0	0	0	0	0	0	0	0	0	0	0	0	0	0	0	0	0
Sale-Narcotics	0	0	0	0	0	0	0	0	0	0	0	0	0	0	0	0	0	0	0	0	0	0
Sale-Marijuana	0	0	0	0	0	0	0	0	0	0	0	0	0	0	0	0	0	0	0	0	0	0

Continued on next page

A-48

RENO COUNTY - FEMALES

OFFENSE	AGE																				Total	
	Under 11	11-12	13-14	15	16	17	Un-known	18	19	20	21	22	23	24	25-29	30-34	35-39	40-44	45+	Un-known		
Sale-Synthetic Narcotics	0	0	0	0	0	0	0	0	0	0	0	0	0	0	0	0	0	0	0	0	0	0
Sale-Other	0	0	0	0	0	0	0	0	0	0	0	0	0	0	0	0	0	0	0	0	0	0
Possession-Narcotics	0	0	0	0	0	0	0	0	0	0	0	0	0	0	0	0	0	0	0	0	0	0
Possession-Marijuana	0	0	0	0	0	0	0	1	1	2	2	0	0	0	1	0	0	0	0	0	0	7
Possession-Synthetic Narcotics	0	0	0	0	0	0	0	2	0	0	0	0	0	0	0	0	0	0	0	0	0	2
Possession-Other	0	0	0	0	0	0	0	0	0	0	0	0	0	0	0	0	0	0	0	0	0	0
Bookmaking	0	0	0	0	0	0	0	0	0	0	0	0	0	0	0	0	0	0	0	0	0	0
Numbers & Lottery	0	0	0	0	0	0	0	0	0	0	0	0	0	0	0	0	0	0	0	0	0	0
Gambling-Other	0	0	0	0	0	0	0	0	0	0	0	0	0	0	0	0	0	0	0	0	0	0
Offenses-Family	0	0	0	0	0	0	0	0	0	0	0	0	0	0	0	1	0	0	0	0	0	1
DWI	0	0	0	0	0	0	0	2	0	1	0	0	0	0	2	2	1	1	7	0	0	16
Liquor Violations	0	0	2	2	3	2	0	6	1	1	3	2	0	0	3	5	0	0	5	0	0	35
Drunkenness	0	0	0	0	0	0	0	0	1	0	1	0	0	0	2	1	4	2	3	0	0	14
Disorderly Conduct	0	0	0	0	1	0	0	0	0	0	0	0	1	1	3	1	2	0	1	0	0	10
Vagrancy	0	0	0	0	0	0	0	0	0	0	0	0	0	0	0	0	0	0	0	0	0	0
All Other Offenses	1	0	0	0	2	0	0	0	4	1	2	0	0	1	5	2	4	5	6	0	0	33
Suspicion	0	0	0	0	0	0	0	0	0	0	0	0	0	0	0	0	0	0	0	0	0	0
Curfew-Loitering	0	0	12	17	16	14	0	0	0	0	0	0	0	0	0	0	0	0	0	0	0	39
Runaways	0	4	34	22	32	15	0	0	0	0	0	0	0	0	0	0	0	0	0	0	0	107
Total	3	17	81	69	80	48	0	20	16	10	12	9	2	7	31	19	16	12	28	0	0	480

A-49

Table A-VA 3M

1976 Cargo-County List of Arrests by Age and Sex of Offender

SEDGWICK COUNTY - FEMALES

OFFENSE	AGE																				Total
	Under 11	11-12	13-14	15	16	17	Un-known	18	19	20	21	22	23	24	25-29	30-34	35-39	40-44	45+	Un-known	
Murder non-Negligent Manslaughter	0	0	0	0	0	0	0	0	1	0	0	0	0	1	1	1	0	1	1	0	6
Negligent Manslaughter	0	0	0	0	0	0	0	0	0	0	0	0	0	0	0	0	0	0	0	0	0
Forcible Rape	0	0	0	0	0	0	0	0	0	0	0	0	0	0	0	0	0	0	0	0	0
Robbery	0	0	2	1	4	1	0	2	0	0	1	1	2	0	4	0	0	0	0	0	18
Aggravated Assault	4	0	0	1	2	1	0	0	0	0	2	1	2	0	3	2	6	2	3	0	29
Burglary	1	6	5	3	5	1	0	2	1	1	1	0	0	1	4	0	1	1	0	0	33
Larceny Theft	18	58	146	99	87	73	0	75	58	59	49	23	19	17	82	46	31	12	54	0	1006
Motor Vehicle Theft	0	1	9	1	2	0	0	0	0	0	0	0	1	0	0	0	0	0	0	0	14
Other Assaults	0	4	12	3	5	6	0	1	2	1	0	0	1	2	5	8	6	2	4	0	56
Arson	0	0	0	0	0	0	0	0	0	0	1	0	0	0	1	0	0	1	0	0	3
Forgery	0	0	0	0	5	4	0	6	2	8	8	4	3	2	7	0	2	0	0	0	51
Fraud	0	0	0	0	3	1	0	2	1	3	2	2	0	1	3	2	5	1	0	0	26
Embezzlement	0	0	2	0	1	0	0	0	1	2	1	1	1	0	1	1	1	0	0	0	12
Stolen Property	0	0	0	1	1	0	0	1	0	1	1	0	1	2	2	1	0	0	0	0	11
Vandalism	5	6	8	2	4	1	0	1	0	2	0	0	0	1	0	0	0	0	1	0	33
Weapons	0	0	1	0	0	1	0	1	2	0	3	2	0	0	4	2	1	2	2	0	21
Prostitution	0	0	0	1	1	3	0	3	5	2	0	1	1	3	5	3	1	1	0	0	30
Other Sex Offenses	0	0	0	0	0	0	0	0	0	3	0	1	1	0	0	0	1	0	0	0	6
Sale-Narcotics	0	0	0	0	0	0	0	0	0	0	0	0	0	0	0	0	0	0	0	0	0
Sale-Marijuana	0	0	1	0	0	1	0	0	0	0	2	0	0	0	0	2	0	0	0	0	6

Continued on next page

SEDGWICK COUNTY - FEMALES

OFFENSE	AGE																				Total	
	Under 11	11-12	13-14	15	16	17	Un-known	18	19	20	21	22	23	24	25-29	30-34	35-39	40-44	45+	Un-known		
Sale-Synthetic Narcotics	0	0	0	0	0	0	0	0	0	0	0	0	0	0	0	0	0	0	0	0	0	0
Sale-Other	0	0	0	0	0	0	0	0	0	0	0	0	0	0	0	0	0	0	0	0	0	0
Possession-Narcotics	0	0	0	0	1	1	0	1	3	1	2	1	2	0	1	0	0	0	0	0	0	13
Possession-Marijuana	0	1	5	8	10	5	0	4	6	1	3	2	0	1	2	2	1	0	0	0	0	51
Possession-Synthetic Narcotics	0	0	0	0	0	0	0	0	0	0	0	0	0	0	0	0	0	0	0	0	0	0
Possession-Other	0	0	0	0	0	3	0	0	0	0	0	0	0	0	0	0	0	0	0	0	0	3
Bookmaking	0	0	0	0	0	0	0	0	0	0	0	0	0	0	0	0	0	0	0	0	0	0
Numbers & Lottery	0	0	0	0	0	0	0	0	0	0	0	0	0	0	0	0	0	0	0	0	0	0
Gambling-Other	0	0	0	0	0	0	0	0	0	0	0	0	0	0	0	0	0	0	0	0	0	0
Offenses-Family	0	0	0	0	0	0	0	0	1	0	0	0	0	0	0	1	0	0	0	0	0	2
DWI	0	0	0	0	0	0	0	0	0	0	1	3	1	3	9	5	12	2	27	0	0	63
Liquor Violations	0	0	2	9	2	4	0	1	0	0	1	1	1	0	0	0	0	1	0	0	0	22
Drunkenness	0	0	0	0	0	0	0	0	0	0	0	1	1	0	1	0	0	1	1	0	0	5
Disorderly Conduct	2	4	7	6	4	6	0	0	2	1	0	1	1	2	5	2	1	0	5	0	0	49
Vagrancy	0	0	0	0	0	0	0	0	0	0	0	0	0	0	0	0	0	0	0	0	0	0
All Other Offenses	1	5	19	20	20	29	0	0	3	3	2	4	1	3	6	12	7	8	13	0	0	156
Suspicion	0	0	0	0	0	0	0	0	0	0	0	0	0	0	0	0	0	0	0	0	0	0
Curfew-Loitering	0	0	10	8	3	0	0	0	0	0	0	0	0	0	0	0	0	0	0	0	0	21
Runaways	1	14	116	109	79	27	0	0	0	0	0	0	0	0	0	0	0	0	0	0	0	346
Total	32	99	345	272	239	168	0	100	88	88	80	49	39	39	148	90	70	35	111	0	2092	

A-51

Table A-VA 3N

1976 Cargo-County List of Arrests by Age and Sex of Offender
SHAWNEE COUNTY - FEMALES

OFFENSE	AGE																				Total
	Under 11	11-12	13-14	15	16	17	Un-known	18	19	20	21	22	23	24	25-29	30-34	35-39	40-44	45+	Un-known	
Murder non-Negligent Manslaughter	0	0	0	0	0	0	0	0	0	0	0	0	0	0	0	0	0	1	0	0	1
Negligent Manslaughter	0	0	0	0	0	0	0	0	0	0	0	0	0	0	0	0	0	0	0	0	0
Forcible Rape	0	0	0	0	0	0	0	0	0	0	0	0	0	0	0	0	0	0	0	0	0
Robbery	0	0	1	0	5	6	0	0	0	0	1	0	0	0	2	0	0	0	2	0	17
Aggravated Assault	0	0	1	1	2	3	0	0	1	0	0	1	0	0	0	0	0	0	1	0	10
Burglary	1	4	5	5	4	1	0	0	0	1	0	0	0	0	1	0	0	0	0	0	22
Larceny Theft	10	18	28	25	39	22	0	24	34	20	27	16	4	9	31	15	12	6	28	0	368
Motor Vehicle Theft	0	0	1	0	0	1	0	0	0	0	0	0	0	0	0	0	0	0	1	0	3
Other Assaults	5	2	7	0	7	3	0	1	5	3	2	0	0	2	2	2	3	0	2	0	46
Arson	0	0	1	0	1	0	0	0	0	0	0	0	0	0	0	0	0	0	0	0	2
Forgery	0	0	0	0	1	0	0	1	2	1	1	1	0	0	0	0	0	0	0	0	7
Fraud	0	0	0	0	0	1	0	1	0	1	0	0	1	0	0	0	0	1	1	0	6
Embezzlement	0	0	0	0	0	0	0	0	0	0	0	0	0	0	0	0	0	0	0	0	0
Stolen Property	0	0	1	0	0	2	0	0	0	0	0	0	1	0	0	0	1	0	2	0	7
Vandalism	1	0	1	3	0	0	0	1	0	0	0	0	0	0	0	0	0	0	1	0	7
Weapons	0	0	0	1	1	0	0	0	0	0	0	0	0	0	1	0	0	0	0	0	3
Prostitution	0	0	0	0	0	1	0	0	1	1	0	0	0	0	18	11	10	1	1	0	44
Other Sex Offenses	0	0	0	1	0	1	0	0	0	0	0	0	0	1	0	0	0	0	0	0	3
Sale-Narcotics	0	0	0	0	0	0	0	0	0	0	0	0	0	0	1	0	0	0	0	0	1
Sale-Marijuana	0	0	0	0	1	0	0	0	0	0	0	0	0	0	0	0	0	0	0	0	1

Continued on next page

A-52

SHAWNEE COUNTY - FEMALES

OFFENSE	AGE																				Total	
	Under 11	11-12	13-14	15	16	17	Un-known	18	19	20	21	22	23	24	25-29	30-34	35-39	40-44	45+	Un-known		
Sale-Synthetic Narcotics	0	0	0	0	0	0	0	0	0	0	0	0	0	0	0	0	0	0	0	0	0	0
Sale-Other	0	0	0	0	0	0	0	0	0	0	0	0	0	0	0	0	0	0	0	0	0	0
Possession-Narcotics	0	0	0	0	0	0	0	0	0	0	0	1	0	0	0	0	0	0	0	0	0	1
Possession-Marijuana	0	0	8	8	2	4	0	7	5	3	2	1	1	2	5	0	0	1	0	0	0	49
Possession-Synthetic Narcotics	0	0	0	0	0	0	0	0	0	0	0	0	0	0	0	0	0	0	0	0	0	0
Possession-Other	0	0	0	0	0	0	0	0	0	0	0	0	0	0	0	0	0	0	0	0	0	0
Bookmaking	0	0	0	0	0	0	0	0	0	0	0	0	0	0	0	0	0	0	0	0	0	0
Numbers & Lottery	0	0	0	0	0	0	0	0	0	0	0	0	0	0	0	0	0	0	0	0	0	0
Gambling-Other	0	0	0	0	0	0	0	0	0	0	0	0	0	0	0	0	0	0	0	0	0	0
Offenses-Family	0	0	0	0	0	0	0	0	0	0	0	0	0	0	0	0	0	0	0	0	0	0
DWI	0	0	0	0	0	0	0	2	6	4	6	1	2	2	12	13	15	10	16	0	0	89
Liquor Violations	0	0	3	4	9	30	0	2	2	2	0	0	0	0	1	0	0	0	1	0	0	54
Drunkenness	0	0	0	0	0	0	0	0	0	0	0	0	0	0	0	0	0	0	0	0	0	0
Disorderly Conduct	0	0	1	1	2	0	0	0	2	0	0	0	2	0	2	3	1	1	1	0	0	16
Vagrancy	0	0	0	0	0	0	0	0	0	0	0	0	0	0	0	0	0	0	0	0	0	0
All Other Offenses	0	0	2	1	4	4	0	8	9	8	18	15	7	7	29	27	9	9	25	0	0	182
Suspicion	0	0	0	0	0	0	0	0	0	0	0	0	0	0	0	0	0	0	0	0	0	0
Curfew-Loitering	0	0	0	0	0	0	0	0	0	0	0	0	0	0	0	0	0	0	0	0	0	0
Runaways	1	2	44	63	41	20	0	0	0	0	0	0	0	0	0	0	0	0	0	0	0	171
Total	18	26	104	113	119	99	0	47	67	44	57	36	18	23	105	71	51	30	82	0	1110	

A-53

Table A-VA 30

1976 Cargo-County List of Arrests by Age and Sex of Offender
 WYANDOTTE COUNTY - FEMALES

OFFENSE	AGE																				Total	
	Under 11	11-12	13-14	15	16	17	Un-known	18	19	20	21	22	23	24	25-29	30-34	35-39	40-44	45+	Un-known		
Murder non-Negligent Manslaughter	0	1	0	0	0	0	0	0	0	0	0	1	0	0	0	2	0	1	0	1	0	6
Negligent Manslaughter	0	0	0	0	0	0	0	0	0	0	0	0	0	0	0	0	0	0	0	0	0	0
Forcible Rape	0	0	0	0	0	0	0	0	0	0	0	0	0	0	0	0	0	0	0	0	0	0
Robbery	0	0	0	0	0	0	0	0	1	0	1	1	0	1	0	1	0	0	0	0	0	5
Aggravated Assault	1	2	4	1	2	0	0	2	0	2	0	0	0	3	5	5	2	1	0	0	0	30
Burglary	0	1	12	1	5	1	0	1	0	0	0	2	0	2	1	0	0	0	0	0	0	26
Larceny Theft	9	17	27	32	47	31	0	34	28	22	15	19	24	21	50	20	14	16	27	0	463	
Motor Vehicle Theft	0	0	5	0	0	0	0	0	3	0	0	0	1	0	7	1	0	0	0	0	0	17
Other Assaults	2	7	8	5	3	1	0	12	8	23	12	10	9	5	20	10	10	6	14	0	165	
Arson	0	0	0	0	0	0	0	0	0	0	0	0	0	0	0	1	0	0	1	0	0	2
Forgery	0	0	0	1	0	0	0	1	0	3	1	0	0	1	5	0	2	0	0	0	0	14
Fraud	0	0	1	2	1	1	0	2	0	2	2	1	2	0	3	1	3	1	0	0	0	22
Embezzlement	0	0	0	0	0	0	0	0	0	0	0	0	0	0	0	0	0	0	0	0	0	0
Stolen Property	0	0	0	0	0	0	0	1	2	0	1	2	0	0	2	0	0	1	1	0	0	10
Vandalism	1	3	3	3	2	3	0	2	0	2	2	1	0	4	0	0	5	1	2	0	0	34
Weapons	0	0	0	1	1	0	0	0	2	3	4	4	2	1	5	2	3	2	1	0	0	31
Prostitution	0	1	0	0	1	0	0	3	2	7	11	11	10	7	17	2	0	0	2	0	0	74
Other Sex Offenses	0	0	0	0	0	0	0	1	2	0	4	2	5	2	5	1	1	0	0	0	0	23
Sale-Narcotics	0	0	0	0	0	0	0	0	1	0	0	1	0	0	0	0	0	0	0	0	0	2
Sale-Marijuana	0	0	2	1	0	0	0	0	0	0	0	0	0	0	0	0	0	0	0	0	0	3

Continued on next page

A-54

WYANDOTTE COUNTY - FEMALS

OFFENSE	AGE																				Total	
	Under 11	11-12	13-14	15	16	17	Un-known	18	19	20	21	22	23	24	25-29	30-34	35-39	40-44	45+	Un-known		
Sale-Synthetic Narcotics	0	0	0	0	0	0	0	0	0	0	0	0	0	0	0	0	0	0	0	0	0	0
Sale-Other	0	0	0	0	0	0	0	0	0	0	0	0	0	0	0	0	0	0	0	0	0	0
Possession-Narcotics	0	0	0	0	0	0	0	0	0	0	0	0	1	0	0	0	0	0	0	0	0	1
Possession-Marijuana	0	0	0	1	0	0	0	0	0	1	0	2	0	2	0	0	0	0	0	0	0	6
Possession-Synthetic Narcotics	0	0	0	0	0	0	0	0	0	0	0	0	0	0	0	0	0	0	0	0	0	0
Possession-Other	0	0	0	1	0	0	0	0	3	5	3	1	2	0	4	0	1	3	0	0	0	23
Bookmaking	0	0	0	0	0	0	0	0	0	0	0	0	0	0	0	0	0	0	0	0	0	0
Numbers & Lottery	0	0	0	0	0	0	0	0	0	0	0	0	0	0	0	0	0	0	0	0	0	0
Gambling-Other	0	0	0	0	0	0	0	0	0	2	2	0	4	0	5	4	4	1	9	0	0	31
Offenses-Family	0	0	0	0	0	0	0	0	0	0	0	0	0	0	0	0	0	0	0	0	0	0
DWI	0	0	0	0	0	0	0	2	2	2	1	2	1	1	11	5	4	4	8	0	0	43
Liquor Violations	0	0	1	1	3	1	0	1	1	2	4	1	0	3	6	2	3	1	2	0	0	32
Drunkenness	0	0	0	1	0	2	0	0	0	0	0	0	0	0	0	0	0	0	0	0	0	3
Disorderly Conduct	0	2	5	5	4	5	0	18	8	35	33	18	16	12	48	15	24	16	23	0	0	287
Vagrancy	0	0	0	0	0	0	0	0	0	0	0	0	0	0	0	0	0	0	0	0	0	0
All Other Offenses	1	5	12	10	12	2	0	6	7	7	17	16	6	6	19	10	6	8	11	0	0	161
Suspicion	0	0	0	0	0	0	0	0	0	0	0	0	0	0	0	0	0	0	0	0	0	0
Curfew-Loitering	0	0	0	0	0	0	0	0	0	0	0	0	0	0	0	0	0	0	0	0	0	0
Runaways	0	3	52	48	24	12	0	0	0	0	0	0	0	0	0	0	0	0	0	0	0	139
Total	14	42	142	114	105	59	0	87	69	119	114	93	84	70	216	79	83	61	102	0	1653	

A-55

Table A-VA 3P

1976 Cargo-County List of Arrests by Age and Sex of Offender
ALL OTHERS - FEMALES

OFFENSE	AGE																				Total
	Under 11	11-12	13-14	15	16	17	Un-known	18	19	20	21	22	23	24	25-29	30-34	35-39	40-44	45+	Un-known	
Murder non-Negligent Manslaughter	0	0	1	1	0	0	0	0	0	0	1	0	0	2	0	1	0	1	1	0	8
Negligent Manslaughter	0	0	0	0	0	0	0	0	0	0	0	0	0	0	0	0	0	0	0	0	0
Forcible Rape	0	0	0	0	0	0	0	0	0	0	0	0	0	0	0	0	0	0	0	0	0
Robbery	0	0	0	1	0	1	0	0	0	1	0	0	0	0	2	0	4	0	0	0	9
Aggravated Assault	0	0	5	2	2	2	0	2	5	4	0	3	3	2	8	0	3	8	5	0	54
Burglary	3	4	5	3	6	11	0	8	10	5	4	3	1	2	10	0	0	0	0	0	75
Larceny Theft	19	41	103	76	80	84	0	68	66	46	40	47	25	30	62	27	16	18	61	0	909
Motor Vehicle Theft	0	5	11	10	6	3	0	3	2	1	0	1	2	0	2	0	2	1	0	0	49
Other Assaults	1	1	9	9	8	4	0	5	3	6	8	4	7	5	11	10	15	6	7	0	119
Arson	0	0	0	0	0	1	0	1	0	0	0	0	0	0	0	0	0	0	0	0	2
Forgery	0	2	3	6	11	12	0	12	12	4	7	3	4	2	25	5	2	1	2	0	113
Fraud	0	0	0	0	4	6	0	28	34	42	38	48	30	35	127	93	61	37	28	0	611
Embezzlement	0	0	0	0	0	0	0	0	0	1	0	0	0	0	0	0	2	0	0	0	3
Stolen Property	0	0	0	0	1	1	0	1	0	0	1	0	0	0	1	0	0	1	1	0	7
Vandalism	12	14	20	4	9	12	0	3	4	2	3	4	0	0	1	0	5	1	2	0	96
Weapons	0	0	0	1	0	0	0	0	1	2	1	0	0	0	2	1	0	0	2	0	10
Prostitution	0	0	0	0	0	0	0	7	10	1	15	10	4	0	8	3	0	0	4	0	62
Other Sex Offenses	0	1	1	8	3	6	0	1	0	0	1	0	1	0	2	1	1	1	0	0	27
Sale-Narcotics	0	0	0	0	0	2	0	0	2	1	0	0	3	0	5	4	0	0	0	0	17
Sale-Marijuana	0	0	0	0	1	4	0	5	7	5	5	4	3	1	4	2	0	0	0	0	41

Continued on next page

ALL OTHERS -- FEMALES

OFFENSE	AGE																				Total
	Under 11	11-12	13-14	15	16	17	Un-known	18	19	20	21	22	23	24	25-29	30-34	35-39	40-44	45+	Un-known	
Sale-Synthetic Narcotics	0	0	0	1	0	1	0	0	0	2	0	1	1	0	0	0	1	0	0	0	7
Sale-Other	0	0	0	0	0	0	0	0	2	3	0	0	0	0	0	0	0	0	0	0	5
Possession-Narcotics	0	0	0	1	0	2	0	0	0	0	3	1	1	2	2	0	0	0	0	0	12
Possession-Marijuana	0	0	16	11	20	12	0	16	9	14	9	8	3	4	9	4	0	0	0	0	135
Possession-Synthetic Narcotics	0	0	0	0	0	1	0	0	0	1	1	1	0	0	1	0	0	0	0	0	5
Possession-Other	0	0	0	1	1	2	0	3	1	0	1	0	0	0	2	0	0	0	1	0	12
Bookmaking	0	0	0	0	0	0	0	0	0	0	0	0	0	0	0	0	0	0	0	0	0
Numbers & Lottery	0	0	0	0	0	0	0	0	0	0	0	0	0	0	0	0	0	0	0	0	0
Gambling-Other	0	0	0	0	0	0	0	0	0	0	0	0	0	0	0	0	1	0	0	0	1
Offenses-Family	0	0	0	0	1	0	0	1	3	3	0	0	0	1	1	2	1	0	0	0	13
DWI	0	2	2	2	2	6	0	17	2	13	13	11	11	6	25	19	23	27	70	0	251
Liquor Violations	0	3	10	20	40	46	0	25	13	7	5	12	2	1	11	7	9	3	10	0	224
Drunkenness	1	0	4	1	3	5	0	7	6	0	6	5	6	4	19	19	38	12	28	0	164
Disorderly Conduct	8	9	30	16	11	13	0	16	14	16	12	12	11	11	29	17	18	5	22	0	270
Vagrancy	0	0	5	15	8	9	0	0	0	0	0	1	0	0	0	0	3	0	0	0	41
All Other Offenses	34	21	77	65	57	28	0	47	53	61	43	36	40	35	109	63	65	52	102	0	988
Suspicion	0	0	1	1	0	0	0	2	1	2	1	2	0	0	4	1	0	0	0	0	15
Curfew-Loitering	0	8	40	32	32	21	0	0	0	0	0	0	0	0	0	0	0	0	0	0	133
Runaways	5	36	199	197	179	103	0	0	0	0	0	0	0	0	0	0	0	0	0	0	719
Total	83	147	542	484	485	398	0	278	260	243	218	217	158	143	482	279	270	174	346	0	5207

A-57

Table A-VB 4-1 Recap Of 1976 Cargo-County List Of Arrests By Race, Offense, County Of Arrest, and Percentages*

ADULTS

County	Adult White		Adult Negro		Adult Indian		Adult Chinese		Adult Japanese		Adult Other		Adult Total		Juvenile Total**		County Total	
	Number	Percent	Number	Percent	Number	Percent	Number	Percent	Number	Percent	Number	Percent	Number	Percent	Number	Percent	Number	Percent
Douglas	775	1.2	156	0.2	60	0.1	2	0.0	1	0.0	33	0.0	1027	1.5	167	0.2	1194	1.8
Johnson	5485	8.2	344	0.5	5	0.0	0	0.0	0	0.0	8	0.0	5842	8.8	2876	4.3	8718	13.1
Leavenworth	515	0.8	92	0.1	4	0.0	0	0.0	0	0.0	2	0.0	613	0.9	399	0.6	1012	1.5
Reno	1076	1.6	68	0.1	6	0.0	0	0.0	0	0.0	3	0.0	1153	1.7	962	1.5	2115	3.2
Sedgwick	3158	4.7	1233	1.9	63	0.1	3	0.0	3	0.0	118	0.2	4578	6.9	4174	6.3	8752	13.2
Shawnee	2365	3.5	519	0.8	75	0.1	0	0.0	0	0.0	12	0.0	2971	4.5	1379	2.1	4350	6.5
Wyandotte	3908	5.9	3354	5.1	0	0.0	0	0.0	0	0.0	3	0.0	7265	10.9	2206	3.3	9471	14.2
All Others#	19,792	29.8	1678	2.5	269	0.4	5	0.0	5	0.0	123	0.2	21,872	32.9	9040	13.6	30,912	46.5
Grand Total	37,074	55.7	7444	11.2	482	0.7	10	0.0	9	0.0	302	0.4	45,321	68.1	21,203	31.9	66,524	100.0

*Totals reflect only reported race designations and do not necessarily equal the number of arrests.

**See: Recap Of 1976 Cargo-County List Of Arrests By Race, Offense, County Of Arrest, and Percentages - JUVENILES

#This subtitle refers to 98 counties not separately listed. The totals cited are cumulative figures.

The average number of arrests per county within this group is 315 or .5% of the total number of arrests.

CONTINUED

4 OF 7

Recap Of 1976 Cargo-County List Of Arrests By Race, Offense, County Of Arrest, and Percentages*

Table A-VB 4-2

JUVENILES

County	Juvenile White		Juvenile Negro		Juvenile Indian		Juvenile Chinese		Juvenile Japanese		Juvenile Other		Juvenile Total		Adult Total**		County Total	
	Number	Percent	Number	Percent	Number	Percent	Number	Percent	Number	Percent	Number	Percent	Number	Percent	Number	Percent	Number	Percent
Douglas	147	0.2	11	0.0	5	0.0	1	0.0	0	0.0	3	0.0	167	0.2	1027	1.5	1194	1.8
Johnson	2812	4.2	56	0.1	1	0.0	1	0.0	0	0.0	6	0.0	2876	4.3	5842	8.8	8718	13.1
Leavenworth	341	0.5	56	0.1	0	0.0	0	0.0	0	0.0	2	0.0	399	0.6	613	0.9	1012	1.5
Reno	910	1.4	51	0.0	0	0.0	0	0.0	0	0.0	1	0.0	962	1.4	1153	1.8	2115	3.2
Sedgwick	3212	4.9	953	1.5	3	0.0	0	0.0	0	0.0	6	0.0	4174	6.3	4578	6.9	8752	13.2
Shawnee	1028	1.5	328	0.5	20	0.0	1	0.0	0	0.0	2	0.0	1379	2.1	2971	4.5	4350	6.5
Wyandotte	1329	2.0	866	1.3	0	0.0	0	0.0	0	0.0	11	0.0	2206	3.3	7265	10.9	9471	14.2
All Others #	8325	12.5	629	0.9	46	0.0	0	0.0	4	0.0	36	0.0	9040	13.6	21,872	32.9	30,912	46.5
Grand Total	18,104	27.2	2950	4.4	75	0.1	3	0.0	4	0.0	67	0.1	21,203	31.8	45,321	68.2	66,524	100.0

*Totals reflect only reported race designations and do not necessarily equal the number of arrests

**See: Recap Of 1976 Cargo-County List of Arrests By Race, Offense, County Of Arrest, and Percentages - ADULTS

#This subtitle refers to 98 counties not separately listed. The totals cited are cumulative figures.

The average number of arrests per county within this group is 315 or .5% of the total number of arrests.

Table A-VB 4A

1976 Cargo-County List of Arrests By Race, Offense, and County of Arrest
DOUGLAS COUNTY

OFFENSE	Adult White	Adult Negro	Adult Indian	Adult Chinese	Adult Japanese	Adult Other	Total Adult	Juvenile White	Juvenile Negro	Juvenile Indian	Juvenile Chinese	Juvenile Japanese	Juvenile Other	Juvenile Total	Total
Murder/Non-neg. Manslaughter	1	0	0	0	0	0	1	0	0	0	0	0	0	0	1
Negligent Manslaughter	0	0	0	0	0	0	0	0	0	0	0	0	0	0	0
Forcible Rape	4	0	1	0	0	0	5	0	0	0	0	0	0	0	5
Robbery	6	3	0	0	0	0	9	1	0	1	0	0	0	2	11
Aggravated Assault	38	15	2	0	0	4	59	4	1	0	0	0	0	5	64
Burglary	26	8	4	0	0	4	42	4	0	1	0	0	0	5	47
Larceny Theft	56	10	5	0	0	2	73	10	2	1	0	0	0	13	86
Motor Vehicle Theft	5	0	0	0	0	0	5	9	0	0	0	0	0	9	14
Other Assaults	32	7	2	0	0	5	46	1	0	0	1	0	0	2	48
Arson	5	0	0	0	0	0	5	1	0	0	0	0	1	2	7
Forgery	4	2	4	0	0	1	11	0	0	0	0	0	0	0	11
Fraud	6	1	0	0	0	1	8	0	0	0	0	0	0	0	8
Embezzlement	0	0	0	0	0	0	0	0	0	0	0	0	0	0	0
Stolen Property	6	1	0	0	0	1	8	4	0	0	0	0	0	4	12
Vandalism	31	5	0	0	0	0	36	10	4	0	0	0	0	14	50
Weapons	3	0	0	0	0	0	3	3	0	0	0	0	0	3	6
Prostitution	0	0	0	0	0	0	0	0	1	0	0	0	0	1	1
Other Sex Offenses	2	1	0	0	0	0	3	2	0	0	0	0	0	2	5
Sale-Narcotics	0	0	0	0	0	0	0	0	0	0	0	0	0	0	0
Sale-Marijuana	4	0	0	0	0	0	4	3	0	0	0	0	0	3	7

Continued on next page

1976 Cargo-County List of Arrests By Race, Offense, and County of Arrest
DOUGLAS COUNTY

OFFENSE	Adult White	Adult Negro	Adult Indian	Adult Chinese	Adult Japanese	Adult Other	Total Adult	Juvenile White	Juvenile Negro	Juvenile Indian	Juvenile Chinese	Juvenile Japanese	Juvenile Other	Juvenile Total	Total
Sale-Synthetic Narcotics	0	0	0	0	0	0	0	0	0	0	0	0	0	0	0
Sale-Other	1	0	0	0	0	0	0	0	0	0	0	0	0	0	1
Possession-Opium, Cocain, etc.	0	0	0	0	0	0	0	0	0	0	0	0	0	0	0
Possession-Marijuana	9	0	0	0	0	0	9	4	1	1	0	0	0	6	15
Possession-Synthetic Narcotics	0	0	0	0	0	0	0	0	0	0	0	0	0	0	0
Possession-Other	3	0	0	0	0	0	3	0	0	0	0	0	0	0	3
Bookmaking	0	0	0	0	0	0	0	0	0	0	0	0	0	0	0
Numbers Lottery	0	0	0	0	0	0	0	0	0	0	0	0	0	0	0
All Other Gambling	0	0	0	0	0	0	0	0	0	0	0	0	0	0	0
Offenses-Family	5	0	0	0	0	0	5	0	0	0	0	0	0	0	5
DWI	53	2	2	0	0	4	61	2	0	0	0	0	0	2	63
Liquor Violations	7	0	0	0	0	2	9	0	0	0	0	0	2	2	11
Drunkenness	4	0	0	0	0	0	4	1	0	0	0	0	0	1	5
Disorderly Conduct	37	7	4	2	1	2	53	1	1	0	0	0	0	2	55
Vagrancy	0	0	0	0	0	0	0	0	0	0	0	0	0	0	0
All Other	416	94	35	0	0	7	552	31	1	1	0	0	0	33	585
Suspicion	11	0	1	0	0	0	12	5	0	0	0	0	0	5	17
Curfew-Loitering	0	0	0	0	0	0	0	12	0	0	0	0	0	12	12
Runaway	0	0	0	0	0	0	0	39	0	0	0	0	0	39	39
Total	775	156	60	2	1	33	1027	147	11	5	1	0	3	167	1194

A-61

Table A-VB 4B

1976 Cargo-County List of Arrests By Race, Offense, and County of Arrest
JOHNSON COUNTY

OFFENSE	Adult White	Adult Negro	Adult Indian	Adult Chinese	Adult Japanese	Adult Other	Total Adult	Juvenile White	Juvenile Negro	Juvenile Indian	Juvenile Chinese	Juvenile Japanese	Juvenile Other	Juvenile Total	Total
Murder/Non-neg. Manslaughter	3	1	0	0	0	0	4	2	0	0	0	0	0	2	6
Negligent Manslaughter	4	0	0	0	0	0	4	1	0	0	0	0	0	1	5
Forcible Rape	0	0	0	0	0	0	0	3	1	0	0	0	0	4	4
Robbery	29	5	0	0	0	0	34	8	3	0	0	0	0	11	45
Aggravated Assault	80	11	0	0	0	2	93	25	2	0	0	0	0	27	120
Burglary	115	12	0	0	0	0	127	222	3	0	0	0	0	225	352
Larceny Theft	593	82	0	0	0	1	676	363	29	0	1	0	1	394	1270
Motor Vehicle Theft	28	5	0	0	0	0	33	42	0	0	0	0	0	42	75
Other Assaults	303	19	0	0	0	1	323	98	3	0	0	0	1	102	425
Arson	7	0	0	0	0	0	7	23	0	0	0	0	0	23	30
Forgery	46	4	1	0	0	0	51	13	0	0	0	0	0	13	64
Fraud	194	11	0	0	0	0	205	17	0	0	0	0	0	17	222
Embezzlement	2	0	0	0	0	0	2	0	0	0	0	0	0	0	2
Stolen Property	12	1	0	0	0	0	13	20	0	0	0	0	0	20	33
Vandalism	73	3	0	0	0	0	76	233	1	0	0	0	2	236	312
Weapons	41	3	0	0	0	0	44	35	0	0	0	0	0	35	79
Prostitution	1	2	0	0	0	0	3	1	0	0	0	0	0	1	4
Other Sex Offenses	27	2	0	0	0	0	29	22	0	0	0	0	0	22	51
Sale-Narcotics	3	1	0	0	0	0	4	0	0	0	0	0	0	0	4
Sale-Marijuana	33	3	0	0	0	0	36	31	0	0	0	0	0	31	67

Continued on next page

1976 Cargo-County List of Arrests By Race, Offense, and County of Arrest

JOHNSON COUNTY

OFFENSE	Adult White	Adult Negro	Adult Indian	Adult Chinese	Adult Japanese	Adult Other	Total Adult	Juvenile White	Juvenile Negro	Juvenile Indian	Juvenile Chinese	Juvenile Japanese	Juvenile Other	Juvenile Total	Total
Sale-Synthetic Narcotics	4	0	0	0	0	0	4	1	0	0	0	0	0	1	5
Sale-Other	6	0	0	0	0	0	6	1	0	0	0	0	0	1	7
Possession-Opium, Cocain, etc.	12	0	0	0	0	0	12	1	0	0	0	0	0	1	13
Possession-Marijuana	166	7	0	0	0	0	173	191	1	0	0	0	1	193	366
Possession-Synthetic Narcotics	1	0	0	0	0	0	1	2	0	0	0	0	0	2	3
Possession-Other	14	0	0	0	0	0	14	6	0	0	0	0	0	6	20
Bookmaking	0	0	0	0	0	0	0	0	0	0	0	0	0	0	0
Numbers Lottery	0	0	0	0	0	0	0	0	0	0	0	0	0	0	0
All Other Gambling	0	0	0	0	0	0	0	0	0	0	0	0	0	0	0
Offenses-Family	21	0	0	0	0	0	21	0	0	0	0	0	0	0	21
DV	932	25	0	0	0	0	957	34	0	0	0	0	0	34	991
Liquor Violations	210	6	0	0	0	0	216	149	0	0	0	0	0	149	365
Drunkenness	205	7	3	0	0	0	215	35	0	0	0	0	0	35	250
Disorderly Conduct	174	14	0	0	0	1	189	100	1	0	0	0	1	102	291
Vagrancy	16	3	0	0	0	0	19	3	0	0	0	0	0	3	22
All Other	2121	116	1	0	0	3	2241	338	6	1	0	0	0	345	2586
Suspicion	9	1	0	0	0	0	10	18	0	0	0	0	0	18	28
Curfew-Loitering	0	0	0	0	0	0	0	11	0	0	0	0	0	11	11
Runaway	0	0	0	0	0	0	0	563	6	0	0	0	0	569	569
Total	5485	344	5	0	0	8	5842	2812	56	1	1	0	6	2876	8718

A-63

Table A-VB 4C

1976 Cargo-County List of Arrests By Race, Offense, and County of Arrest
LEAVENWORTH COUNTY

OFFENSE	Adult White	Adult Negro	Adult Indian	Adult Chinese	Adult Japanese	Adult Other	Total Adult	Juvenile White	Juvenile Negro	Juvenile Indian	Juvenile Chinese	Juvenile Japanese	Juvenile Other	Juvenile Total	Total
Murder/Non-neg. Manslaughter	0	1	0	0	0	0	1	0	0	0	0	0	0	0	1
Negligent Manslaughter	0	0	0	0	0	0	0	0	0	0	0	0	0	0	0
Forcible Rape	2	0	0	0	0	0	2	0	0	0	0	0	0	0	2
Robbery	1	1	0	0	0	0	2	0	1	0	0	0	0	1	3
Aggravated Assault	23	9	0	0	0	0	32	6	0	0	0	0	0	6	38
Burglary	28	9	0	0	0	0	37	22	2	0	0	0	0	24	61
Larceny Theft	54	13	0	0	0	0	67	81	18	0	0	0	0	99	166
Motor Vehicle Theft	3	1	0	0	0	0	4	6	0	0	0	0	0	6	10
Other Assaults	12	7	0	0	0	0	19	4	1	0	0	0	0	5	24
Arson	0	0	0	0	0	0	0	0	0	0	0	0	1	1	1
Forgery	2	0	0	0	0	0	2	2	0	0	0	0	0	2	4
Fraud	10	4	0	0	0	0	14	0	0	0	0	0	0	0	14
Embezzlement	0	0	0	0	0	0	0	0	0	0	0	0	0	0	0
Stolen Property	3	0	0	0	0	0	3	0	0	0	0	0	0	0	3
Vandalism	12	2	0	0	0	0	14	13	2	0	0	0	0	15	29
Weapons	7	1	0	0	0	0	8	3	0	0	0	0	0	3	11
Prostitution	3	0	0	0	0	0	3	2	0	0	0	0	0	2	5
Other Sex Offenses	2	0	0	0	0	0	2	1	0	0	0	0	0	1	3
Sale-Narcotics	0	0	0	0	0	0	0	0	0	0	0	0	0	0	0
Sale-Marijuana	8	0	0	0	0	0	8	4	0	0	0	0	0	4	12

Continued on next page

A-64

1976 Cargo-County List of Arrests By Race, Offense, and County of Arrest
LEAVENWORTH COUNTY

OFFENSE	Adult White	Adult Negro	Adult Indian	Adult Chinese	Adult Japanese	Adult Other	Total Adult	Juvenile White	Juvenile Negro	Juvenile Indian	Juvenile Chinese	Juvenile Japanese	Juvenile Other	Juvenile Total	Total
Sale-Synthetic Narcotics	0	0	0	0	0	0	0	0	0	0	0	0	0	0	0
Sale-Other	5	0	0	0	0	0	5	0	0	0	0	0	0	0	5
Possession-Opium, Cocain, etc.	0	0	0	0	0	0	0	0	0	0	0	0	0	0	0
Possession-Marijuana	23	3	0	0	0	0	26	24	4	0	0	0	0	28	54
Possession-Synthetic Narcotics	3	0	0	0	0	0	3	0	0	0	0	0	0	0	3
Possession-Other	0	0	0	0	0	0	0	0	0	0	0	0	0	0	0
Bookmaking	0	0	0	0	0	0	0	0	0	0	0	0	0	0	0
Numbers Lottery	0	0	0	0	0	0	0	0	0	0	0	0	0	0	0
All Other Gambling	0	0	0	0	0	0	0	0	0	0	0	0	0	0	0
Offenses-Family	2	0	0	0	0	0	2	0	0	0	0	0	0	0	2
DWI	92	6	1	0	0	2	101	4	0	0	0	0	0	4	105
Liquor Violations	4	0	0	0	0	0	4	5	0	0	0	0	0	5	9
Drunkenness	0	0	0	0	0	0	0	0	0	0	0	0	0	0	0
Disorderly Conduct	45	5	1	0	0	0	51	6	1	0	0	0	0	7	58
Vagrancy	9	0	0	0	0	0	9	0	0	0	0	0	0	0	9
All Other	162	30	2	0	0	0	194	69	17	0	0	0	1	87	281
Suspicion	0	0	0	0	0	0	0	0	0	0	0	0	0	0	0
Curfew-Loitering	0	0	0	0	0	0	0	55	6	0	0	0	0	61	61
Runaway	0	0	0	0	0	0	0	34	4	0	0	0	0	38	38
Total	515	92	4	0	0	2	613	341	56	0	0	0	2	399	1012

A-65

Table A-VB 4D

1976 Cargo-County List of Arrests By Race, Offense, and County of Arrest
RENO COUNTY

OFFENSE	Adult White	Adult Negro	Adult Indian	Adult Chinese	Adult Japanese	Adult Other	Total Adult	Juvenile White	Juvenile Negro	Juvenile Indian	Juvenile Chinese	Juvenile Japanese	Juvenile Other	Juvenile Total	Total
Murder/Non-neg. Manslaughter	0	0	0	0	0	0	0	0	0	0	0	0	0	0	0
Negligent Manslaughter	0	0	0	0	0	0	0	0	0	0	0	0	0	0	0
Forcible Rape	0	0	0	0	0	0	0	0	0	0	0	0	0	0	0
Robbery	6	2	0	0	0	0	8	3	0	0	0	0	0	3	11
Aggravated Assault	21	9	0	0	0	0	30	3	0	0	0	0	0	3	33
Burglary	32	2	1	0	0	0	35	28	3	0	0	0	1	32	67
Larceny Theft	97	7	0	0	0	1	105	207	19	0	0	0	0	226	331
Motor Vehicle Theft	2	0	0	0	0	0	2	15	1	0	0	0	0	16	18
Other Assaults	63	10	2	0	0	0	75	20	1	0	0	0	0	21	96
Arson	1	0	0	0	0	0	1	1	0	0	0	0	0	1	2
Forgery	17	0	0	0	0	0	17	0	0	0	0	0	0	0	17
Fraud	69	2	0	0	0	0	71	10	3	0	0	0	0	13	84
Embezzlement	2	0	0	0	0	0	2	1	0	0	0	0	0	1	3
Stolen Property	0	0	0	0	0	0	0	0	0	0	0	0	0	0	0
Vandalism	10	0	0	0	0	0	10	30	3	0	0	0	0	33	43
Weapons	16	1	0	0	0	0	17	1	0	0	0	0	0	1	18
Prostitution	2	0	0	0	0	0	2	0	0	0	0	0	0	0	2
Other Sex Offenses	10	2	0	0	0	0	12	2	0	0	0	0	0	2	14
Sale-Narcotics	1	0	0	0	0	0	1	0	0	0	0	0	0	0	1
Sale-Marijuana	2	0	0	0	0	0	2	6	0	0	0	0	0	6	8

Continued on next page

A-66

1976 Cargo-County List of Arrests By Race, Offense, and County of Arrest

RENO COUNTY

OFFENSE	Adult White	Adult Negro	Adult Indian	Adult Chinese	Adult Japanese	Adult Other	Total Adult	Juvenile White	Juvenile Negro	Juvenile Indian	Juvenile Chinese	Juvenile Japanese	Juvenile Other	Juvenile Total	Total
Sale-Synthetic Narcotics	0	0	0	0	0	0	0	0	0	0	0	0	0	0	0
Sale-Other	0	0	0	0	0	0	0	0	0	0	0	0	0	0	0
Possession-Opium, Cocain, etc.	1	0	0	0	0	0	1	0	0	0	0	0	0	0	1
Possession-Marijuana	119	2	0	0	0	2	123	26	0	0	0	0	0	26	149
Possession-Synthetic Narcotics	3	0	0	0	0	0	3	0	0	0	0	0	0	0	3
Possession-Other	4	1	0	0	0	0	5	0	0	0	0	0	0	0	5
Bookmaking	0	0	0	0	0	0	0	0	0	0	0	0	0	0	0
Numbers Lottery	0	0	0	0	0	0	0	0	0	0	0	0	0	0	0
All Other Gambling	0	0	0	0	0	0	0	0	0	0	0	0	0	0	0
Offenses-Family	6	0	0	0	0	0	6	0	0	0	0	0	0	0	6
DWI	233	7	1	0	0	0	241	7	0	0	0	0	0	7	248
Liquor Violations	191	6	2	0	0	0	199	37	0	0	0	0	0	37	236
Drunkenness	4	0	0	0	0	0	4	3	0	0	0	0	0	3	7
Disorderly Conduct	30	5	0	0	0	0	35	8	0	0	0	0	0	8	43
Vagrancy	0	0	0	0	0	0	0	0	0	0	0	0	0	0	0
All Other	134	12	0	0	0	0	146	39	0	0	0	0	0	39	185
Suspicion	0	0	0	0	0	0	0	0	0	0	0	0	0	0	0
Curfew-Loitering	0	0	0	0	0	0	0	221	1	0	0	0	0	222	222
Runaway	0	0	0	0	0	0	0	242	20	0	0	0	0	262	262
Total	1076	68	6	0	0	3	1153	910	51	0	0	0	1	962	2115

A-67

Table A-VB 4E

1976 Cargo-County List of Arrests By Race, Offense, and County of Arrest
SEDGWICK COUNTY

OFFENSE	Adult White	Adult Negro	Adult Indian	Adult Chinese	Adult Japanese	Adult Other	Total Adult	Juvenile White	Juvenile Negro	Juvenile Indian	Juvenile Chinese	Juvenile Japanese	Juvenile Other	Juvenile Total	Total
Murder/Non-neg. Manslaughter	4	15	0	0	0	0	19	0	0	0	0	0	0	0	19
Negligent Manslaughter	6	0	0	0	0	0	6	0	0	0	0	0	0	0	6
Forcible Rape	16	19	2	0	0	1	38	1	3	0	0	0	0	4	42
Robbery	67	65	6	0	0	3	141	17	16	0	0	0	0	33	174
Aggravated Assault	70	86	2	0	0	6	164	37	22	0	0	0	0	59	223
Burglary	292	119	6	0	0	12	429	284	92	0	0	0	0	376	805
Larceny Theft	767	370	8	0	2	32	1179	999	443	0	0	0	6	1448	2627
Motor Vehicle Theft	57	13	1	0	0	2	73	180	52	0	0	0	0	232	305
Other Assaults	196	94	3	0	0	8	301	136	80	0	0	0	0	216	517
Arson	7	2	0	0	0	1	10	13	2	0	0	0	0	15	25
Forgery	71	50	0	0	0	1	122	10	9	0	0	0	0	19	141
Fraud	58	20	0	0	0	2	80	14	2	0	0	0	0	16	96
Embezzlement	41	7	0	0	0	0	48	10	2	0	0	0	0	12	60
Stolen Property	19	11	0	0	0	0	30	16	13	0	0	0	0	29	59
Vandalism	51	14	0	0	0	3	68	261	44	0	0	0	0	305	373
Weapons	81	72	1	0	0	9	163	7	10	0	0	0	0	17	180
Prostitution	16	10	0	0	1	1	28	3	2	0	0	0	0	5	33
Other Sex Offenses	42	11	3	0	0	0	56	21	4	0	0	0	0	25	81
Sale-Narcotics	0	0	0	0	0	0	0	0	0	0	0	0	0	0	0
Sale-Marijuana	26	0	0	0	0	2	28	11	0	0	0	0	0	11	39

Continued on next page

1976 Cargo-County List of Arrests By Race, Offense, and County of Arrest
 SEDGWICK COUNTY

OFFENSE	Adult White	Adult Negro	Adult Indian	Adult Chinese	Adult Japanese	Adult Other	Total Adult	Juvenile White	Juvenile Negro	Juvenile Indian	Juvenile Chinese	Juvenile Japanese	Juvenile Other	Juvenile Total	Total
Sale-Synthetic Narcotics	1	0	0	0	0	0	1	0	0	0	0	0	0	0	1
Sale-Other	3	0	0	0	0	0	3	4	0	0	0	0	0	4	7
Possession-Opium, Cocain, etc.	7	17	0	0	0	0	24	2	0	0	0	0	0	2	26
Possession-Marijuana	177	23	1	0	0	1	202	109	17	1	0	0	0	127	329
Possession-Synthetic Narcotics	1	3	0	0	0	0	4	0	0	0	0	0	0	0	4
Possession-Other	11	2	0	0	0	1	14	15	2	0	0	0	0	17	31
Bookmaking	0	0	0	0	0	0	0	0	0	0	0	0	0	0	0
Numbers Lottery	0	0	0	0	0	0	0	0	0	0	0	0	0	0	0
All Other Gambling	1	3	0	0	0	0	4	0	0	0	0	0	0	0	4
Offenses-Family	6	2	0	0	0	0	8	0	0	0	0	0	0	0	8
DW	542	47	14	1	0	17	621	9	0	0	0	0	0	9	630
Liquor Violations	91	17	5	0	0	3	116	52	3	0	0	0	0	55	171
Drunkenness	8	0	0	0	0	0	8	3	0	0	0	0	0	3	11
Disorderly Conduct	138	47	5	2	0	7	199	124	39	1	0	0	0	164	363
Vagrancy	0	2	0	0	0	0	2	3	2	0	0	0	0	5	7
All Other	285	92	6	0	0	6	389	252	40	0	0	0	0	292	681
Suspicion	0	0	0	0	0	0	0	0	0	0	0	0	0	0	0
Curfew-Loitering	0	0	0	0	0	0	0	81	10	0	0	0	0	91	91
Runaway	0	0	0	0	0	0	0	538	44	1	0	0	0	583	583
Total	3158	1233	63	3	3	118	4578	3212	953	3	0	0	6	4174	8752

A-69

Table A-VB 4F

1976 Cargo-County List of Arrests By Race, Offense, and County of Arrest

SHAWNEE COUNTY

OFFENSE	Adult							Juvenile							Total
	White	Negro	Indian	Chinese	Japanese	Other	Total Adult	White	Negro	Indian	Chinese	Japanese	Other	Total Juvenile	
Murder/Non-neg. Manslaughter	3	4	0	0	0	0	7	0	0	0	0	0	0	0	7
Negligent Manslaughter	0	0	0	0	0	0	0	0	0	0	0	0	0	0	0
Forcible Rape	9	0	1	0	0	0	10	1	1	0	0	0	0	2	12
Robbery	25	10	0	0	0	1	36	4	23	0	0	0	0	27	63
Aggravated Assault	33	17	1	0	0	0	51	16	18	0	0	0	0	34	85
Burglary	58	13	1	0	0	0	72	98	31	3	0	0	0	132	204
Larceny Theft	369	113	14	0	0	5	501	251	131	5	0	0	1	388	889
Motor Vehicle Theft	13	3	1	0	0	0	17	24	5	2	0	0	0	31	48
Other Assaults	166	46	10	0	0	0	222	63	23	0	0	0	0	86	308
Arson	3	2	0	0	0	0	5	7	0	0	0	0	0	7	12
Forgery	12	4	0	0	0	0	16	7	1	0	0	0	0	8	24
Fraud	13	3	0	0	0	0	16	3	0	0	0	0	0	3	19
Embezzlement	1	0	0	0	0	0	1	0	0	0	0	0	0	0	1
Stolen Property	8	8	0	0	0	0	16	15	11	0	0	0	0	26	42
Vandalism	34	4	0	0	0	0	38	70	23	4	0	0	0	97	135
Weapons	29	19	2	0	0	1	51	7	3	0	0	0	0	10	61
Prostitution	69	1	0	0	0	0	70	1	1	0	0	0	0	2	72
Other Sex Offenses	9	1	0	0	0	0	10	7	2	0	0	0	0	9	19
Sale-Narcotics	4	1	0	0	0	0	5	0	0	0	0	0	0	0	5
Sale-Marijuana	11	1	0	0	0	1	13	1	0	0	0	0	0	1	14

Continued on next page

1976 Cargo-County List of Arrests By Race, Offense, and County of Arrest

SHAWNEE COUNTY

OFFENSE	ADULT							JUVENILE							Total
	White	Negro	Indian	Chinese	Japanese	Other	Total Adult	White	Negro	Indian	Chinese	Japanese	Other	Total Juvenile	
Sale-Synthetic Narcotics	0	0	0	0	0	0	0	0	0	0	0	0	0	0	0
Sale-Other	0	0	0	0	0	0	0	0	0	0	0	0	0	0	0
Possession-Opium, Cocain, etc.	10	0	0	0	0	0	10	0	0	0	0	0	0	0	10
Possession-Marijuana	120	41	2	0	0	0	163	70	7	0	0	0	1	78	241
Possession-Synthetic Narcotics	0	0	0	0	0	0	0	0	0	0	0	0	0	0	0
Possession-Other	11	9	0	0	0	0	20	0	0	0	0	0	0	0	20
Bookmaking	0	0	0	0	0	0	0	0	0	0	0	0	0	0	0
Number; Lottery	0	0	0	0	0	0	0	0	0	0	0	0	0	0	0
All Other: Gambling	1	4	0	0	0	0	5	0	0	0	0	0	0	0	5
Offenses-Family	0	1	0	0	0	0	1	0	0	0	0	0	0	0	1
DWI	704	88	34	0	0	1	827	23	1	0	0	0	0	24	851
Liquor Violations	60	7	4	0	0	0	71	89	3	0	0	0	0	92	163
Drunkenness	0	0	0	0	0	0	0	0	0	0	0	0	0	0	0
Disorderly Conduct	107	25	5	0	0	0	137	22	6	1	0	0	0	29	166
Vagrancy	3	0	0	0	0	0	3	1	3	0	0	0	0	4	7
All Other	480	94	0	0	0	3	577	28	6	1	0	0	0	35	612
Suspicion	0	0	0	0	0	0	0	0	0	0	0	0	0	0	0
Curfew-Loitering	0	0	0	0	0	0	0	0	0	0	0	0	0	0	0
Runaway	0	0	0	0	0	0	0	220	29	4	1	0	0	254	254
Total	2365	519	75	0	0	12	2971	1028	328	20	1	0	2	1379	4350

A-71

Table A-VD 4G

1976 Cargo-County List of Arrests By Race, Offense, and County of Arrest
WYANDOTTE COUNTY

OFFENSE	Adult White	Adult Negro	Adult Indian	Adult Chinese	Adult Japanese	Adult Other	Total Adult	Juvenile White	Juvenile Negro	Juvenile Indian	Juvenile Chinese	Juvenile Japanese	Juvenile Other	Juvenile Total	Total
Murder/Non-neg. Manslaughter	2	16	0	0	0	0	18	0	0	0	0	0	0	0	18
Negligent Manslaughter	1	0	0	0	0	0	1	0	0	0	0	0	0	0	1
Forcible Rape	5	18	0	0	0	0	23	0	5	0	0	0	0	5	28
Robbery	18	49	0	0	0	0	67	11	33	0	0	0	0	44	111
Aggravated Assault	70	82	0	0	0	0	152	24	33	0	0	0	0	57	209
Burglary	97	84	0	0	0	0	181	162	137	0	0	0	1	300	481
Larceny Theft	375	357	0	0	0	0	732	225	162	0	0	0	6	513	1245
Motor Vehicle Theft	49	48	0	0	0	0	97	87	19	0	0	0	1	107	204
Other Assaults	501	415	0	0	0	0	916	93	91	0	0	0	1	185	1151
Arson	5	5	0	0	0	0	10	15	1	0	0	0	0	16	26
Forgery	13	19	0	0	0	0	32	2	0	0	0	0	0	2	34
Fraud	20	45	0	0	0	0	65	5	7	0	0	0	0	12	77
Embezzlement	1	0	0	0	0	0	1	0	0	0	0	0	0	0	1
Stolen Property	39	103	0	0	0	0	142	11	7	0	0	0	0	18	160
Vandalism	118	68	0	0	0	0	186	133	41	0	0	0	0	174	360
Weapons	148	170	0	0	0	0	316	18	11	0	0	0	2	31	349
Prostitution	67	63	0	0	0	0	130	1	1	0	0	0	0	2	132
Other Sex Offenses	94	15	0	0	0	0	109	3	7	0	0	0	0	10	119
Sale-Narcotics	4	1	0	0	0	0	5	0	0	0	0	0	0	0	5
Sale-Marijuana	2	0	0	0	0	0	2	60	4	0	0	0	0	64	66

Continued on next page

1976 Cargo-County List of Arrests By Race, Offense, and County of Arrest

WYANDOTT COUNTY

OFFENSE	Adult White	Adult Negro	Adult Indian	Adult Chinese	Adult Japanese	Adult Other	Total Adult	Juvenile White	Juvenile Negro	Juvenile Indian	Juvenile Chinese	Juvenile Japanese	Juvenile Other	Juvenile Total	Total
Sale-Synthetic Narcotics	0	0	0	0	0	0	0	0	0	0	0	0	0	0	0
Sale-Other	0	0	0	0	0	0	0	1	0	0	0	0	0	1	1
Possession-Opium, Cocain, etc.	0	2	0	0	0	0	2	0	0	0	0	0	0	0	2
Possession-Marijuana	105	86	0	0	0	0	191	8	9	0	0	0	0	17	208
Possession-Synthetic Narcotics	0	0	0	0	0	0	0	0	0	0	0	0	0	0	0
Possession-Other	92	48	0	0	0	0	140	2	0	0	0	0	0	2	142
Bookmaking	0	0	0	0	0	0	0	0	0	0	0	0	0	0	0
Numbers Lottery	0	0	0	0	0	0	0	0	0	0	0	0	0	0	0
All Other Gambling	82	205	0	0	0	0	287	0	15	0	0	0	0	15	302
Offenses-Family	2	2	0	0	0	0	4	0	0	0	0	0	0	0	4
DWI	311	106	0	0	0	2	419	16	0	0	0	0	0	16	435
Liquor Violations	125	158	0	0	0	1	284	35	1	0	0	0	0	36	320
Drunkenness	0	0	0	0	0	0	0	18	0	0	0	0	0	18	18
Disorderly Conduct	1040	744	0	0	0	0	1784	65	41	0	0	0	0	106	1890
Vagrancy	0	2	0	0	0	0	2	0	0	0	0	0	0	0	2
All Other	472	443	0	0	0	0	915	155	78	0	0	0	0	233	1148
Suspicion	0	0	0	0	0	0	0	0	0	0	0	0	0	0	0
Curfew-Loitering	0	0	0	0	0	0	0	4	1	0	0	0	0	5	5
Runaway	0	0	0	0	0	0	0	175	42	0	0	0	0	217	217
Total	3908	3354	0	0	0	3	7265	1329	866	0	0	0	11	2206	9471

A-73

Table A-VL 4H

1976 Cargo-County List of Arrests By Race, Offense, and County of Arrest

ALL OTHER

OFFENSE	ALL OTHER														Total
	Adult White	Adult Negro	Adult Indian	Adult Chinese	Adult Japanese	Adult Other	Total Adult	Juvenile White	Juvenile Negro	Juvenile Indian	Juvenile Chinese	Juvenile Japanese	Juvenile Other	Juvenile Total	
Murder/Non-neg. Manslaughter	25	7	0	0	0	0	32	2	0	0	0	0	0	2	34
Negligent Manslaughter	10	2	1	0	0	0	13	3	0	0	0	0	0	3	16
Forcible Rape	45	9	1	0	0	0	55	5	1	0	0	0	0	6	61
Robbery	72	58	0	0	0	1	131	31	5	0	0	0	0	36	167
Aggravated Assault	380	65	7	0	0	3	458	59	6	2	0	0	1	68	526
Burglary	727	66	7	0	0	3	803	708	54	0	0	4	2	768	1571
Larceny Theft	1690	268	9	0	0	13	1980	1564	216	1	0	0	9	1790	3770
Motor Vehicle Theft	161	11	10	0	0	2	184	295	15	10	0	0	0	320	504
Other Assaults	808	121	2	0	0	5	936	159	43	0	0	0	2	204	1140
Arson	31	3	1	0	0	0	35	31	5	0	0	0	0	36	71
Forgery	250	17	1	0	1	1	270	76	8	0	0	0	0	84	354
Fraud	1757	94	8	1	0	3	1863	37	0	0	0	0	0	37	1900
Embezzlement	22	1	0	0	0	0	23	1	0	0	0	0	0	1	24
Stolen Property	98	7	0	0	0	0	105	37	0	0	0	0	0	37	142
Vandalism	261	11	2	0	0	0	274	725	19	2	0	0	1	747	1021
Weapons	101	33	1	0	0	3	138	51	6	0	0	0	0	57	195
Prostitution	40	42	2	0	0	2	86	0	0	0	0	0	0	0	86
Other Sex Offenses	117	6	0	0	0	2	125	38	2	1	0	0	1	42	167
Sale-Narcotics	35	34	0	0	0	1	70	2	1	0	0	0	0	3	73
Sale-Marijuana	339	22	5	0	0	1	367	49	0	0	0	0	0	49	416

Continued on next page

1976 Cargo-County List of Arrests By Race, Offense, and County of Arrest

ALL OTHER

OFFENSE	Adult White	Adult Negro	Adult Indian	Adult Chinese	Adult Japanese	Adult Other	Total Adult	Juvenile White	Juvenile Negro	Juvenile Indian	Juvenile Chinese	Juvenile Japanese	Juvenile Other	Juvenile Total	Total
Sale-Synthetic Narcotics	33	2	2	0	0	1	38	4	0	0	0	0	0	4	42
Sale-Other	30	2	3	0	0	0	35	2	0	0	0	0	0	2	37
Possession-Opium, Cocain, etc.	16	9	1	0	0	0	26	2	3	0	0	0	0	5	31
Possession-Marijuana	988	44	2	0	1	5	1040	397	6	2	0	0	1	406	1446
Possession-Synthetic Narcotics	19	3	0	1	0	0	23	1	0	0	0	0	0	1	24
Possession-Other	51	1	0	0	0	0	52	17	0	0	0	0	0	17	69
Bookmaking	0	1	0	0	0	0	1	0	0	0	0	0	0	0	1
Numbers Lottery	0	0	0	0	0	0	0	0	0	0	0	0	0	0	0
All Other Gambling	7	4	0	0	0	0	11	0	0	0	0	0	0	0	11
Offenses-Family	89	3	0	0	0	2	94	9	0	0	0	0	0	9	103
DW	3369	112	36	0	0	12	3529	95	0	0	0	0	1	96	3625
Liquor Violations	1248	54	4	0	0	2	1308	429	6	0	0	0	1	436	1744
Drunkenness	1831	138	86	1	1	5	2062	91	1	5	0	0	0	97	2159
Disorderly Conduct	1283	158	19	0	1	5	1466	460	74	1	0	0	4	539	2005
Vagrancy	66	8	1	0	0	2	77	74	1	1	0	0	2	78	155
All Other	3658	256	58	1	1	45	4019	1100	82	1	0	0	6	1189	5208
Suspicion	135	3	0	1	0	4	143	31	1	3	0	0	0	35	178
Curfew-Loitering	0	0	0	0	0	0	0	467	17	1	0	0	2	487	487
Runaway	0	0	0	0	0	0	0	1273	57	16	0	0	3	1349	1349
Total	19792	1678	269	5	5	123	21872	8325	629	46	0	4	36	9040	30912

A-75

1976 ARRESTS BY ORDINAL RANK AND PERCENT

Table A-VC 5

OFFENSE	ARREST TOTAL	% TOTAL ARRESTS
All Other Offenses	11,290	16.94
Larceny Theft	10,383	15.58
DWI	6,957	10.44
Disorderly Conduct	4,871	7.31
Other Assaults	3,710	5.57
Burglary	3,588	5.38
Runaways	3,311	4.96
Liquor Violations	3,022	4.53
Possession Marijuana	2,809	4.21
Drunkenness	2,574	3.86
Fraud	2,420	3.63
Vandalism	2,312	3.47
Aggravated Assault	1,297	1.95
Motor Vehicle Theft	1,179	1.77
Weapons	899	1.35
Curfew-Loitering	889	1.33
Forgery	651	.98
Sale-Marijuana	629	.94
Robbery	585	.88
Other Sex Offenses	459	.69
Stolen Property	452	.68
Prostitution	334	.50
Gambling-Other	322	.48
Possession-Other Drugs	293	.44
Suspicion	223	.33
Vagrancy	202	.30
Arson	174	.26
Forcible Rape	166	.25
Offenses-Family	151	.23
Embezzlement	91	.14
Murder Non-Negligent Manslaughter	86	.13
Sale Narcotics	81	.12
Possession-Narcotics	81	.12
Sale-Other Drugs	58	.09
Sale-Synthetic Narcotics	47	.07
Possession-Synthetic Narcotics	36	.05
Negligent Manslaughter	28	.04
Bookmaking	1	.00
Numbers & Lottery	0	.00
Total	66,662	100.00

Table A-VC 6

1976 Cargo-County Arrest Rates Per Representative Populations

COUNTY	POPULATION *			NO. ARRESTS IN COUNTY			% TO TOTAL ARRESTS			COUNTY RATE PER 1000 POP.			COUNTY RATE PER 1000 STATE POP.		
	Adult	Juvenile	Total	Adult	Juvenile	Total	Adult	Juvenile	Total	Adult	Juvenile	Total	Adult	Juvenile	Total
DOUGLAS	45,141	15,451	60,592	1927	167	1194	15.40	0.30	1.80	22.75	10.80	19.70	1.00	0.00	0.00
JOHNSON	151,485	92,453	243,938	5851	2866	8717	8.80	4.30	13.10	38.62	31.00	35.73	3.76	3.71	3.74
LEAVENWORTH	34,144	17,123	51,267	619	399	1018	0.90	0.60	1.50	18.12	23.30	19.85	0.00	1.00	0.00
RENO	43,604	21,672	65,276	1251	963	2214	1.90	1.40	3.30	28.69	44.43	33.91	1.00	1.25	1.00
SEDGWICK	220,165	122,233	342,403	4608	4,175	8783	6.90	6.30	13.20	20.93	34.15	25.65	2.96	5.40	3.77
SALWEE	125,381	59,438	174,819	2972	1,360	4352	4.50	2.10	6.50	25.75	23.21	24.89	1.91	1.79	1.87
WYANDOTTE	129,145	64,415	193,560	7262	2,207	9469	10.90	3.30	14.20	60.44	33.23	50.75	4.67	2.86	4.07
ALL OTHER	817,779	384,837	1,202,616	21,369	9,046	30,915	32.80	13.60	46.40	26.74	23.51	25.70	14.07	11.71	13.28
TOTAL	1,554,751	772,720	2,327,471	45,459	21,203	66,662	68.20	31.80	100.00	29.24	27.44	28.64	29.24	27.44	28.64

*Source: POPULATION OF KANSAS, January 1, 1976 As Reported by County Appraisers.
 Kansas Board of Agriculture, Topeka, Kansas. September 1, 1976.

Table A-VC 7

COMPARISON OF ARREST RATES TO PERCENTAGE OF REPRESENTATIVE POPULATIONS 1976

COUNTY	Population*	WHITE				NON-WHITE				ADULT (18-65+)				JUVENILE			
		No. Arrests	% Arrests	%** Pop.	No. Pop.	No. Arrests	% Arrests	%** Pop.	No. Pop.	No. Arrests	% Arrests	%** Pop.	No. Pop.	No. Arrests	% Arrests	%** Pop.	No. Pop.
DOUGLAS	60,592	922	77.2	93.0	56,351	272	22.7	7.0	4,241	1,027	86.0	74.5	45,141	167	14.0	25.5	15,451
JOHNSON	243,938	8,297	95.1	99.2	241,986	421	4.9	0.8	19,515	5,842	67.0	62.1	151,485	2,876	33.0	37.9	92,453
LEAVENWORTH	51,267	856	84.5	90.0	46,140	156	15.5	10.0	5,127	613	60.5	66.6	34,144	399	39.5	33.4	17,123
RENO	65,276	1,986	93.9	97.4	63,579	129	6.1	2.6	1,697	1,153	54.5	66.8	43,604	962	45.5	33.2	21,672
SEDGWICK	342,403	6,370	72.7	91.1	311,929	2,382	27.3	8.9	30,474	4,578	52.3	64.3	220,165	4,174	47.7	35.7	122,238
SHAWNEE	174,819	3,393	78.0	91.7	160,309	957	22.0	8.3	14,510	2,971	68.3	66.0	115,381	1,379	31.7	34.0	59,438
WYANDOTTE	186,560	5,237	55.3	80.2	149,621	4,234	44.7	19.8	36,939	7,265	76.7	64.4	120,145	2,206	23.3	35.6	66,415
ALL OTHERS	1,202,616	28,117	90.9	98.0	1,178,564	2,795	9.1	2.0	24,052	21,872	70.7	68.0	817,779	9,040	29.3	32.0	384,837
STATE TOTAL	2,327,471	55,178	82.9	94.5	2,199,460	11,346	17.1	5.5	128,011	45,321	68.1	66.8	1,554,751	21,203	31.8	33.2	772,720

*Population figures are derived from Population of Kansas as Reported by County Appraiser: January 1, 1976.

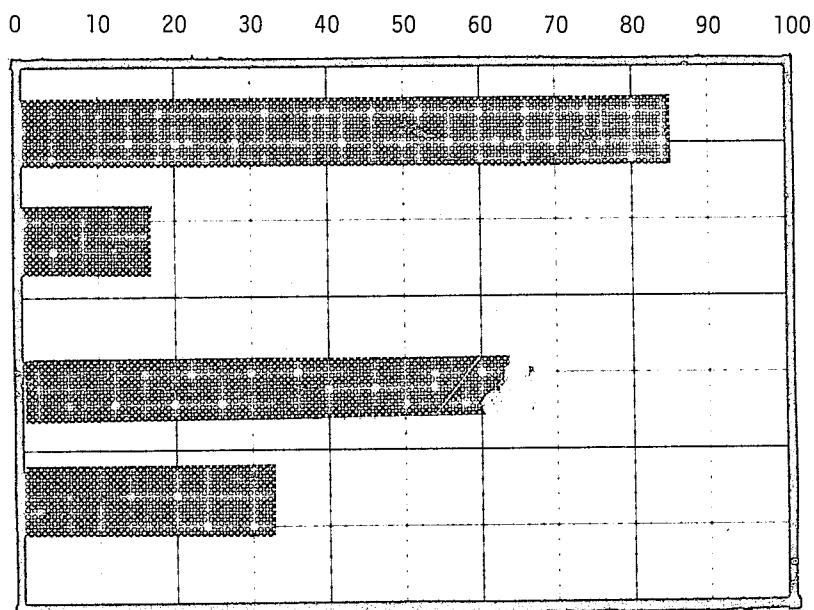
Kansas State Board of Agriculture, Topeka, Kansas. September 1, 1976.

**Percentages are based on United States Bureau of Census, Census of Population: 1970. General Population Characteristics. Final Report PC (1)-B 18. United States Government Printing Office, Washington, D.C. 1971.

A-76

PERCENT OF ARREST RATES TO REPRESENTATIVE POPULATIONS 1976

Chart A-VC 7A



COMPARISON OF ARRESTS RATES TO REPRESENTATIVE POPULATIONS 1976
(IN THOUSANDS)

Chart A-VC 7B

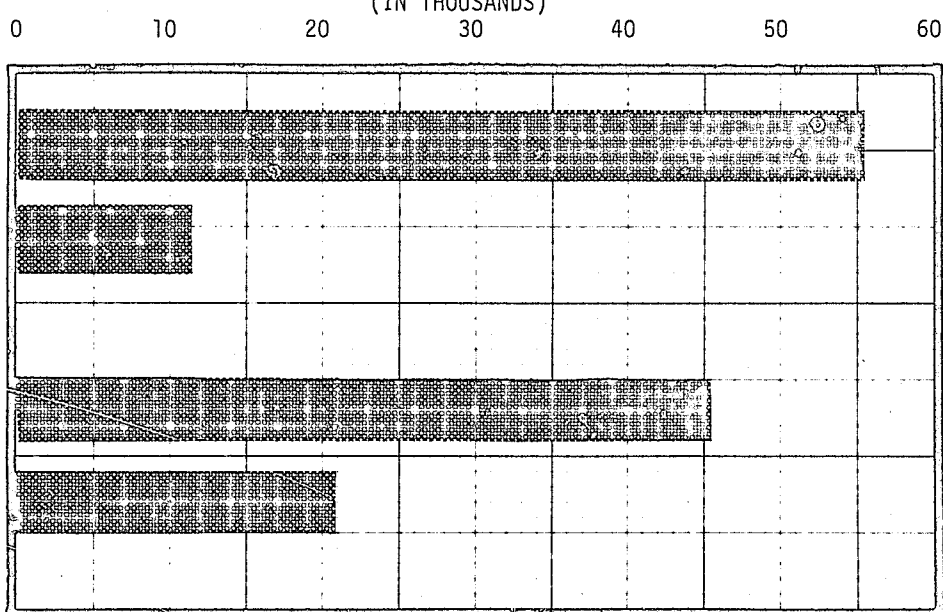


Chart A-VC 7C

ADULT/JUVENILE POPULATION PERCENTAGES TO TOTAL POPULATION 1976

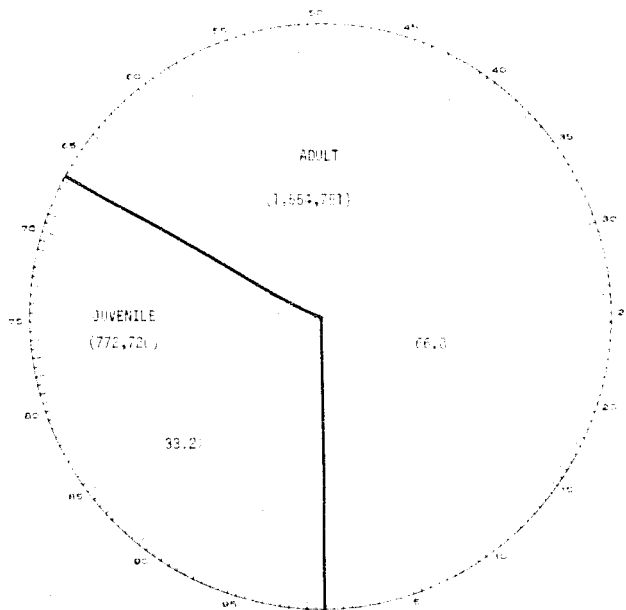
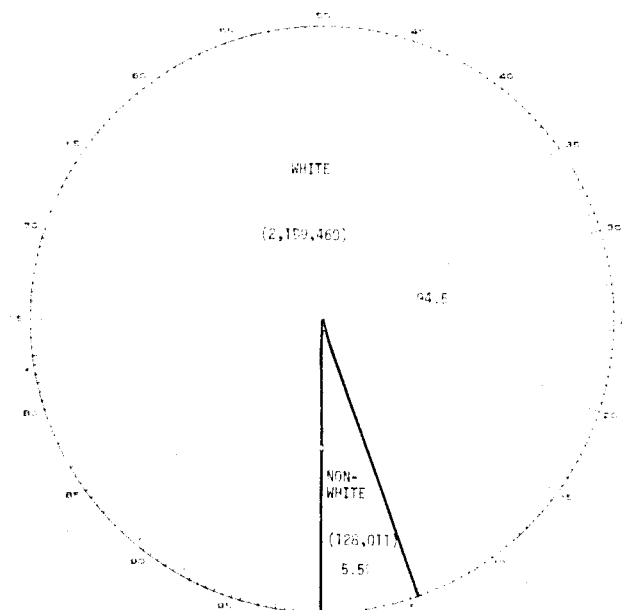



Chart A-VC 7D

WHITE/NON-WHITE POPULATION PERCENTAGES TO TOTAL POPULATION 1976




03-A

OF ADULT ARRESTS TO TOTAL ADULT POPULATION



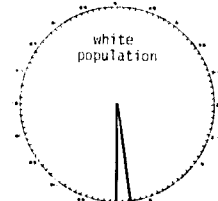
45,321 adult arrests (2.9%)

OF JUVENILE ARRESTS TO TOTAL JUVENILE POPULATION



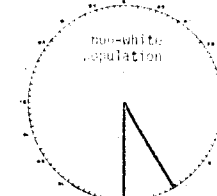
21,293 juvenile arrests (2.7%)

OF WHITE ARRESTS TO TOTAL WHITE POPULATION



56,178 white arrests (2.5%)

OF NON-WHITE ARRESTS TO TOTAL NON-WHITE POPULATION



11,346 non-white arrests (8.9%)

APPENDIX B

1975

CARGO-COUNTY LIST OF ACTUAL CLASS I OFFENSES

Table B-III 1

KANSAS 1975

County	Murder Non-Negligent Manslaughter	Negligent Manslaughter	Forcible Rape	Robbery	Aggravated Assault	Burglary	Larceny Theft	Motor Vehicle Theft	Total Class I Offenses
Douglas	3	1	9	23	192	744	1731	102	2805
Johnson	4	9	30	130	440	3586	7319	502	12,020
Leavenworth	4	10	11	77	170	601	1091	87	2051
Reno	0	0	14	44	53	895	2238	100	3344
Sedgwick	41	28	69	665	529	6991	14,648	1565	24,536
Shawnee	12	2	65	191	475	2775	6327	349	10,196
Wyandotte	28	9	88	715	1059	5794	8417	1240	17,350
All Others	30	9	111	308	833	8340	20,140	1185	30,956
Total	122	68	397	2153	3751	29,726	61,911	5130	103,258

COUNTY LIST OF ACTUAL CLASS I OFFENSES

KANSAS 1975

Table B-III 2

County	Murder Non-Negligent Manslaughter	Negligent Manslaughter	Forcible Rape	Robbery	Aggravated Assault	Burglary	Larceny Theft	Motor Vehicle Theft	Total Class I Offenses
Allen	0	0	0	4	8	97	244	10	363
Anderson	0	0	0	1	4	27	24	5	61
Atchison	1	0	0	10	4	163	468	33	679
Barber	1	0	0	0	3	32	58	1	95
Barton	1	0	1	5	27	236	668	25	963
Bourbon	0	1	3	6	14	103	279	19	425
Brown	0	0	0	0	11	52	57	8	128
Butler	7	3	5	8	74	468	717	40	1322
Chase	0	0	0	0	5	31	38	2	76
Chautauqua	0	0	0	0	2	20	28	1	51
Cherokee	0	0	3	5	10	180	390	24	612
Cheyenne	0	0	0	0	1	0	0	0	1
Clark	0	0	0	0	0	0	0	0	0
Clay	0	0	1	0	2	35	67	3	108
Cloud	1	0	0	0	5	26	148	7	187
Coffey	0	0	0	0	4	42	68	3	117
Comanche	0	0	0	0	0	3	17	0	20
Cowley	0	0	5	5	19	209	729	57	1024
Crawford	1	0	5	8	26	426	817	38	1321
Decatur	0	0	0	0	0	5	3	5	13
Dickinson	1	0	0	4	5	126	177	8	321
Doniphan	0	0	0	0	5	43	90	7	145
Douglas	3	1	9	23	192	744	1731	102	2805
Edwards	0	0	0	0	0	0	0	0	0
Elk	0	0	0	0	0	9	32	0	41
Ellis	1	0	4	3	11	138	587	13	757
Ellsworth	0	0	0	0	2	53	58	1	114
Finney	0	0	2	6	41	292	862	50	1253
Ford	0	1	1	3	10	179	717	90	1001
Franklin	1	0	1	2	20	203	435	24	686
Geary	4	0	7	125	73	563	1340	86	2198

B-3

COUNTY LIST OF ACTUAL CLASS I OFFENSES

KANSAS 1975

(continued)

County	Murder		Forcible Rape	Robbery	Aggravated Assault	Burglary	Larceny Theft	Motor Vehicle Theft	Total Class I Offenses
	Non-Negligent Manslaughter	Negligent Manslaughter							
Gove	0	0	0	2	1	34	35	3	75
Graham	2	0	1	0	2	8	13	2	28
Grant	0	0	0	1	6	39	52	10	108
Gray	0	0	0	1	1	27	34	2	65
Greeley	1	0	0	0	4	25	12	4	46
Greenwood	0	0	1	0	0	50	159	2	212
Hamilton	0	0	1	0	2	25	45	6	79
Harper	0	0	0	0	1	18	10	4	33
Harvey	0	0	3	3	15	173	589	34	817
Haskell	0	0	4	0	0	8	22	2	36
Hodgeman	0	0	0	0	1	2	4	1	8
Jackson	0	0	0	1	5	50	76	13	145
Jefferson	0	0	0	3	6	78	161	5	253
Jewell	0	0	0	0	1	18	41	1	61
Johnson	4	9	30	130	440	3586	7319	502	12,020
Kearney	0	0	0	0	0	22	10	0	32
Kingman	0	0	1	1	3	76	89	3	173
Kiowa	0	0	0	0	0	11	22	3	36
Labette	0	0	2	8	17	214	422	39	702
Lane	0	0	0	0	0	11	9	1	21
Leavenworth	4	10	11	77	170	601	1091	87	2051
Lincoln	0	0	0	0	3	13	25	4	45
Linn	0	0	0	0	2	11	27	1	41
Logan	0	0	5	0	1	7	26	1	40
Lyon	1	1	10	14	40	283	1255	52	1656
Marion	2	0	1	1	15	77	290	14	400
Marshall	0	0	0	0	4	63	79	3	149
McPherson	0	0	2	0	0	35	15	0	52
Meade	0	0	0	0	1	24	31	2	58
Miami	0	0	1	5	17	242	422	34	721
Mitchell	0	0	1	1	5	26	116	6	155

C-4

COUNTY LIST OF ACTUAL CLASS I OFFENSES

KANSAS 1975

(continued)

County	Murder Non-Negligent Manslaughter	Negligent Manslaughter	Forcible Rape	Robbery	Aggravated Assault	Burglary	Larceny Theft	Motor Vehicle Theft	Total Class I Offenses
Montgomery	0	0	3	20	35	492	889	39	1478
Morris	0	0	0	0	6	29	54	4	93
Morton	0	0	0	0	0	7	0	0	7
Nemaha	0	0	0	0	2	5	38	3	48
Neosho	0	0	1	8	11	53	164	9	246
Ness	0	0	0	0	0	1	2	1	4
Norton	0	0	0	0	0	13	9	1	23
Osage	0	0	1	1	5	98	151	6	262
Osborne	0	0	0	0	2	45	29	0	76
Ottawa	0	0	0	0	0	12	11	1	24
Pawnee	0	0	1	0	1	15	56	7	80
Phillips	0	0	0	0	5	15	18	0	38
Pottawatomie	1	0	0	0	0	19	98	1	119
Pratt	0	0	2	1	36	106	200	11	356
Rawlins	0	0	0	0	3	7	7	1	18
Reno	0	0	14	44	53	895	2238	100	3344
Republic	0	0	0	0	0	40	102	10	152
Rice	0	0	0	0	12	71	108	9	200
Riley	1	1	16	18	51	478	1295	64	1924
Rooks	0	0	0	0	0	17	5	1	23
Rush	0	0	0	0	0	3	0	1	4
Russell	0	0	0	1	17	78	166	12	274
Saline	2	2	6	9	30	421	1702	88	2260
Scott	0	0	1	0	3	44	97	9	154
Sedgwick	41	28	69	665	529	6991	14,648	1565	24,536
Seward	0	0	4	3	12	271	612	24	926
Shawnee	12	2	65	191	475	2775	6327	349	10,196
Sheridan	0	0	0	0	0	12	13	0	25
Sherman	0	0	0	4	13	103	217	14	351
Smith	0	0	1	0	2	3	1	0	7
Stafford	0	0	0	0	0	36	38	1	75

B-5

COUNTY LIST OF ACTUAL CLASS I OFFENSES

KANSAS 1975
(continued)

County	Murder Non-Negligent Manslaughter	Negligent Manslaughter	Forcible Rape	Robbery	Aggravated Assault	Burglary	Larceny Theft	Motor Vehicle Theft	Total Class I Offenses
Stanton	0	0	0	0	0	5	24	0	29
Stevens	0	0	0	0	0	15	27	2	44
Sumner	0	0	2	3	20	180	352	30	587
Thomas	0	0	0	1	14	61	210	14	300
Trego	0	0	0	1	2	12	38	1	54
Wabaunsee	0	0	0	0	0	45	23	0	68
Wallace	0	0	0	0	0	22	6	0	28
Washington	0	0	0	0	0	0	0	0	0
Wichita	1	0	0	0	1	5	0	0	7
Wilson	0	0	1	0	9	49	91	5	155
Woodson	0	0	1	2	2	22	78	4	109
Wyandotte	28	9	88	715	1059	5794	8417	1240	17,350
Total	122	68	397	2153	3751	29,726	61,911	5130	103,258

Comparison of Population Density To Actual Class I Offenses Per Square Mile 1975

Table B-III 3

County	Population	Square Miles	Population Density	Total Actual Class I Offenses Per County*	Total Actual Class I Offenses Per Square Mile
DOUGLAS	63,833	468	136.4	2805	6.0
JOHNSON	241,781	76	34.0	12,020	25.2
LEAVENWORTH	50,702	465	109.0	2051	4.4
RENO	64,900	1255	51.7	3344	2.7
SEDGWICK	339,223	999	339.6	24,536	24.6
SHAWNEE	173,418	545	318.2	10,196	18.7
WYANDOTTE	187,833	150	1,252.2	17,350	115.7
ALL OTHERS	1,192,789	77,690	15.3	38,956	0.4
TOTAL	2,314,479	82,048	28.2	103,258	1.3

*Data for Class II Actual Offenses is not available

CARGO-COUNTY LIST OF CLEARANCES OF CLASS I OFFENSES BY ADULT
AND JUVENILES UNDER 18

KANSAS 1975

Table B-IV 1

County	Murder Non-Negligent Manslaughter	Negligent Manslaughter	Forcible Rape	Robbery	Aggravated Assault	Burglary	Larceny Theft	Motor Vehicle Theft	Total Class I Offenses
Douglas	3	1	4	9	133	90	213	34	487
Johnson	4	6	18	39	262	401	1367	125	2222
Leavenworth	2	0	6	12	111	64	179	32	406
Reno	0	0	12	19	40	181	383	27	662
Sedgwick	32	21	45	310	430	2616	4140	482	8076
Shawnee	12	1	36	63	262	355	872	63	1664
Wyandotte	23	6	44	150	533	459	1186	108	2509
All Others	23	6	82	84	649	1519	3439	518	6320
Total	99	41	247	686	2420	3685	11,779	1389	22,346

COUNTY LIST OF CLEARANCES OF CLASS I OFFENSES BY ADULTS
AND JUVENILES UNDER 18

KANSAS 1975

Table B-IV 2

County	Murder		Forcible Rape	Robbery	Aggravated Assault	Burglary	Larceny Theft	Motor Vehicle Theft	Total Class I Offenses
	Non-Negligent Manslaughter	Negligent Manslaughter							
Allen	0	0	0	3	8	26	49	4	100
Anderson	0	0	0	0	4	2	3	2	11
Atchison	1	0	0	3	4	13	44	7	72
Barber	1	0	0	0	3	5	8	1	18
Barton	1	0	0	1	26	27	90	13	158
Bourbon	0	1	3	1	14	4	21	6	50
Brown	0	0	0	0	11	3	6	4	24
Butler	7	2	4	2	67	103	130	25	340
Chase	0	0	0	0	5	13	16	1	35
Chautauqua	0	0	0	0	2	10	6	1	19
Cherokee	0	0	3	1	7	28	27	13	79
Cheyenne	0	0	0	0	1	0	0	0	1
Clark	0	0	0	0	0	0	0	0	0
Clay	0	0	1	0	2	12	19	2	36
Cloud	0	0	0	1	4	4	10	4	23
Coffey	0	0	0	0	2	0	0	0	2
Comanche	0	0	0	0	0	0	6	0	6
Cowley	0	0	3	5	17	51	140	38	254
Crawford	0	0	3	3	8	60	79	14	167
Decatur	0	0	0	0	0	1	0	4	5
Dickinson	1	0	0	3	5	13	23	5	50
Doniphan	0	0	0	0	5	10	6	1	22
Douglas	3	1	4	9	133	90	213	34	487
Edwards	0	0	0	0	0	0	0	0	0
Elk	0	0	0	0	0	0	4	0	4
Ellis	1	0	3	2	10	18	123	6	163
Ellsworth	0	0	0	0	2	7	7	1	17
Finney	0	0	2	2	33	39	127	23	226
Ford	0	1	0	0	10	83	112	25	231
Franklin	1	0	0	0	17	59	89	9	175
Geary	3	0	4	6	28	98	370	16	525

B-9

COUNTY LIST OF CLEARANCES OF CLASS I OFFENSES BY ADULTS
AND JUVENILES UNDER 18

KANSAS 1975
(continued)

County	Murder		Forcible Rape	Robbery	Aggravated Assault	Burglary	Larceny Theft	Motor Vehicle Theft	Total Class I Offenses
	Non-Negligent Manslaughter	Negligent Manslaughter							
Gove	0	0	0	1	1	4	1	1	8
Graham	0	0	0	0	2	6	2	1	11
Grant	0	0	0	0	6	5	8	4	23
Gray	0	0	0	0	0	3	3	1	7
Greeley	1	0	0	0	4	5	4	4	18
Greenwood	0	0	1	0	0	8	22	2	33
Hamilton	0	0	0	0	2	3	5	1	11
Harper	0	0	0	0	0	3	1	2	6
Harvey	0	0	3	0	13	27	96	15	154
Haskell	0	0	4	0	0	0	1	1	6
Hodgeman	0	0	0	0	1	0	1	0	2
Jackson	0	0	0	1	3	8	7	3	22
Jefferson	0	0	0	2	5	23	34	2	66
Jewell	0	0	0	0	1	6	12	0	19
Johnson	4	6	18	39	262	401	1367	125	2222
Kearney	0	0	0	0	0	5	1	0	6
Kingman	0	0	1	1	3	13	9	2	29
Kiowa	0	0	0	0	0	4	2	3	9
Labette	0	0	2	2	13	16	40	7	80
Lane	0	0	0	0	0	0	1	0	1
Leavenworth	2	0	6	112	111	64	179	32	406
Lincoln	0	0	0	0	3	0	4	4	11
Linn	0	0	0	0	2	4	7	1	14
Logan	0	0	5	0	1	7	3	1	17
Lyon	1	0	8	4	23	61	219	16	332
Marion	0	0	1	1	13	22	54	12	103
Marshall	0	0	0	0	4	6	12	3	25
McPherson	1	0	1	0	0	0	7	0	9
Meade	0	0	0	0	1	5	4	2	12
Miami	0	0	1	0	12	26	77	27	143
Mitchell	0	0	1	0	3	14	14	5	37

B-10

COUNTY LIST OF CLEARANCES OF CLASS I OFFENSES BY ADULTS
AND JUVENILES UNDER .18

KANSAS 1975

(continued)

County	Murder		Forcible Rape	Robbery	Aggravated Assault	Burglary	Larceny Theft	Motor Vehicle Theft	Total Class I Offenses
	Non-Negligent Manslaughter	Negligent Manslaughter							
Montgomery	0	0	1	8	23	37	108	14	191
Morris	0	0	0	0	5	4	12	2	23
Morton	0	0	0	0	0	2	0	0	2
Nemaha	0	0	0	0	1	1	3	1	6
Neosho	0	0	1	4	10	5	26	0	46
Ness	0	0	0	0	0	0	0	1	1
Norton	0	0	0	0	0	4	2	0	6
Osage	0	0	0	2	2	17	18	4	43
Osborne	0	0	0	0	1	16	11	0	28
Ottawa	0	0	0	0	0	0	2	0	2
Pawnee	0	0	1	0	1	2	9	9	22
Phillips	0	0	0	0	3	3	2	0	8
Pottawatomie	0	0	0	0	0	1	6	0	7
Pratt	0	0	2	0	28	31	58	10	129
Rawlins	0	0	1	0	2	0	0	0	3
Reno	0	0	12	19	40	181	383	27	662
Republic	0	0	0	0	0	12	19	4	35
Rice	0	0	0	0	11	16	13	5	45
Riley	1	0	9	11	37	77	170	17	322
Rooks	0	0	0	0	0	11	2	1	14
Rush	0	0	0	0	0	0	0	0	0
Russell	0	0	0	0	16	9	13	9	47
Saline	2	2	6	7	28	147	455	44	681
Scott	0	0	1	0	3	15	11	6	36
Sedgwick	32	21	45	310	430	2616	4140	482	8076
Seward	0	0	2	3	12	32	148	15	212
Shawnee	12	1	36	63	262	355	872	63	1664
Sheridan	0	0	0	0	0	0	3	0	3
Sherman	0	0	0	2	13	12	24	6	57
Smith	0	0	0	0	2	1	1	0	4
Stafford	0	0	0	0	0	11	4	1	16

B-11

COUNTY LIST OF CLEARANCES OF CLASS I OFFENSES BY ADULTS
AND JUVENILES UNDER 18

KANSAS 1975

(continued)

County	Murder Non-Negligent Manslaughter	Negligent Manslaughter	Forcible Rape	Robbery	Aggravated Assault	Burglary	Larceny Theft	Motor Vehicle Theft	Total Class I Offenses
Stanton	0	0	0	0	0	4	5	0	9
Stevens	0	0	0	0	0	2	0	0	2
Sumner	0	0	2	1	19	33	75	11	141
Thomas	0	0	0	0	8	7	43	10	68
Trego	0	0	0	1	2	3	15	1	22
Wabaunsee	0	0	0	0	0	8	0	0	8
Wallace	0	0	0	0	0	8	0	0	8
Washington	0	0	0	0	0	0	0	0	0
Wichita	1	0	0	0	1	2	0	0	4
Wilson	0	0	1	0	9	11	12	1	34
Woodson	0	0	1	0	1	2	3	1	8
Wyandotte	23	6	44	150	533	459	1186	108	2509
Total	99	41	247	686	2420	5685	11,779	1389	22,346

B-12

COUNTY LIST OF CLEARANCES OF CLASS I OFFENSES BY JUVENILES UNDER 18

KANSAS 1975

Table B-IV 4

County	Murder Non-Negligent Manslaughter	Negligent Manslaughter	Forcible Rape	Robbery	Aggravated Assault	Burglary	Larceny Theft	Motor Vehicle Theft	Total Class I Offenses
Allen	0	0	0	1	0	7	35	2	45
Anderson	0	0	0	0	0	2	1	2	5
Atchison	0	0	0	0	0	4	20	6	30
Barber	0	0	0	0	0	4	2	0	6
Barton	0	0	0	0	7	7	25	2	41
Bourbon	0	1	0	0	0	0	0	2	3
Brown	0	0	0	0	0	0	1	0	1
Butler	0	0	1	1	7	54	40	12	115
Chase	0	0	0	0	0	2	9	1	12
Chautauqua	0	0	0	0	1	1	1	0	3
Cherokee	0	0	0	0	0	8	11	4	23
Cheyenne	0	0	0	0	0	0	0	0	0
Clark	0	0	0	0	0	0	0	0	0
Clay	0	0	1	0	2	3	1	1	8
Cloud	0	0	0	0	0	3	2	0	5
Coffey	0	0	0	0	0	0	0	0	0
Comanche	0	0	0	0	0	0	1	0	1
Cowley	0	0	1	1	1	19	87	30	139
Crawford	0	0	0	0	1	13	32	4	50
Decatur	0	0	0	0	0	1	0	2	3
Dickinson	0	0	0	0	0	2	2	2	6
Doniphan	0	0	0	0	0	3	2	0	5
Douglas	0	1	0	1	5	9	33	13	62
Edwards	0	0	0	0	0	0	0	0	0
Elk	0	0	0	0	0	0	0	0	0
Ellis	0	0	0	0	0	8	32	3	43
Ellsworth	0	0	0	0	0	3	2	1	6
Finney	0	0	0	0	3	12	62	11	88
Ford	0	0	0	0	0	18	23	13	54
Franklin	0	0	0	0	2	12	34	5	53
Geary	0	0	0	2	2	16	58	2	80

B-14

CARGO-COUNTY LIST OF CLEARANCES OF CLASS I OFFENSES BY JUVENILES UNDER 18

KANSAS 1975

Table B-IV 3

County	Murder Non-Negligent Manslaughter	Negligent Manslaughter	Forcible Rape	Robbery	Aggravated Assault	Burglary	Larceny Theft	Motor Vehicle Theft	Total Class I Offenses
Douglas	0	1	0	1	5	9	33	13	62
Johnson	0	1	1	8	55	130	590	51	836
Leavenworth	0	1	1	4	12	21	64	6	109
Reno	0	0	1	1	0	63	143	10	218
Sedgwick	2	1	6	77	64	1044	1964	279	3437
Shawnee	0	0	5	7	35	97	277	21	442
Wyandotte	1	1	5	39	79	237	445	51	858
All Others	0	1	6	16	57	521	1237	212	2050
Total	3	6	25	153	307	2122	4753	643	8012

B-13

COUNTY LIST OF CLEARANCES OF CLASS I OFFENSES BY JUVENILES UNDER 18

KANSAS 1975
(continued)

County	Murder		Forcible Rape	Robbery	Aggravated Assault	Burglary	Larceny Theft	Motor Vehicle Theft	Total Class I Offenses
	Non-Negligent Manslaughter	Negligent Manslaughter							
Gove	0	0	0	0	0	0	1	0	1
Graham	0	0	0	0	0	1	1	1	3
Grant	0	0	0	0	1	2	1	0	4
Gray	0	0	0	0	0	0	0	0	0
Greeley	0	0	0	0	0	1	0	1	2
Greenwood	0	0	0	0	0	3	3	0	6
Hamilton	0	0	0	0	0	1	2	1	4
Harper	0	0	0	0	0	0	1	1	2
Harvey	0	0	0	0	3	7	41	10	61
Haskell	0	0	0	0	0	0	0	1	1
Hodgeman	0	0	0	0	0	0	0	0	0
Jackson	0	0	0	0	0	2	3	1	6
Jefferson	0	0	0	0	2	6	11	1	20
Jewell	0	0	0	0	1	4	8	0	13
Johnson	0	1	1	8	55	130	590	51	836
Kearney	0	0	0	0	0	4	0	0	4
Kingman	0	0	0	0	0	3	1	2	6
Kiowa	0	0	0	0	0	0	0	0	0
Labette	0	0	0	0	2	3	16	4	25
Lane	0	0	0	0	0	0	1	0	1
Leavenworth	0	1	1	4	12	21	64	6	109
Lincoln	0	0	0	0	0	0	0	0	0
Linn	0	0	0	0	0	0	0	0	0
Logan	0	0	0	0	0	1	2	0	3
Lyon	0	0	0	0	2	15	58	9	84
Marion	0	0	0	0	2	8	12	6	28
Marshall	0	0	0	0	0	0	4	0	4
McPherson	0	0	0	0	0	0	0	0	0
Meade	0	0	0	0	0	1	1	0	2
Miami	0	0	0	0	1	10	31	12	54
Mitchell	0	0	0	0	0	11	5	0	16

B-15

COUNTY LIST OF CLEARANCES OF CLASS I OFFENSES BY JUVENILES UNDER 18

KANSAS 1975
(continued)

County	Murder		Forcible Rape	Robbery	Aggravated Assault	Burglary	Larceny Theft	Motor Vehicle Theft	Total Class I Offenses
	Non-Negligent Manslaughter	Negligent Manslaughter							
Montgomery	0	0	0	5	3	17	59	4	88
Morris	0	0	0	0	0	3	4	1	8
Morton	0	0	0	0	0	0	0	0	0
Nemaha	0	0	0	0	0	0	0	0	0
Neosho	0	0	0	3	2	3	6	0	14
Ness	0	0	0	0	0	0	0	0	0
Norton	0	0	0	0	0	0	0	0	0
Osage	0	0	0	0	0	9	0	0	9
Osborne	0	0	0	0	0	7	7	0	14
Ottawa	0	0	0	0	0	0	1	0	1
Pawnee	0	0	0	0	0	1	2	4	7
Phillips	0	0	0	0	0	2	2	0	4
Pottawatomie	0	0	0	0	0	1	0	0	1
Pratt	0	0	0	0	1	2	0	2	5
Rawlins	0	0	1	0	0	0	0	0	1
Reno	0	0	1	1	0	63	143	10	218
Republic	0	0	0	0	0	5	3	2	10
Rice	0	0	0	0	6	7	7	2	22
Riley	0	0	0	3	2	10	33	3	51
Rooks	0	0	0	0	0	3	0	0	3
Rush	0	0	0	0	0	0	0	0	0
Russell	0	0	0	0	0	7	4	0	11
Saline	0	0	1	0	1	110	298	23	433
Scott	0	0	0	0	0	6	5	2	13
Sedgwick	2	1	6	77	64	1044	1964	279	3437
Seward	0	0	0	0	0	6	47	3	56
Shawnee	0	0	5	7	35	97	277	21	442
Sheridan	0	0	0	0	0	0	0	0	0
Sherman	0	0	0	0	0	2	7	2	11
Smith	0	0	0	0	0	0	0	0	0
Stafford	0	0	0	0	0	7	2	0	9

B-16

COUNTY LIST OF CLEARANCES OF CLASS I OFFENSES BY JUVENILES UNDER 18

KANSAS 1975

(continued)

County	Murder Non-Negligent Manslaughter	Negligent Manslaughter	Forcible Rape	Robbery	Aggravated Assault	Burglary	Larceny Theft	Motor Vehicle Theft	Total Class I Offenses
Stanton	0	0	0	0	0	1	2	0	3
Stevens	0	0	0	0	0	0	0	0	0
Sumner	0	0	0	0	1	16	46	8	71
Thomas	0	0	0	0	1	3	9	0	13
Trego	0	0	0	0	0	0	4	0	4
Wabaunsee	0	0	0	0	0	2	0	0	2
Wallace	0	0	0	0	0	0	0	0	0
Washington	0	0	0	0	0	0	0	0	0
Wichita	0	0	0	0	0	0	0	0	0
Wilson	0	0	1	0	0	6	3	0	10
Woodson	0	0	0	0	0	0	0	1	1
Wyandotte	1	1	5	39	79	237	445	51	858
Total	3	6	25	153	307	2122	4753	643	8012

B-17

CLEARANCE RATE OF CLASS I OFFENSES

1975

Table B-IV 5

OFFENSE	Number of Class I Offenses	Number of Class I Clearances	Percent of Clearances to Offenses
Murder Non-Negligent Manslaughter	122	99	81.1
Negligent Manslaughter	68	41	60.3
Forcible Rape	397	247	62.2
Robbery	2153	686	31.9
Aggravated Assault	3751	2,420	64.5
Burglary	29,726	5,685	19.1
Larceny Theft	61,911	11,779	19.0
Motor Vehicle Theft	5130	1,389	27.1
Class I Total	103,258	22,346	21.6

CLASS I OFFENSES

75
d)

Aggravated Assault	Burglary	Larceny Theft	Motor Vehicle Theft	Total Class I Offenses
35	492	889	39	1478
6	29	54	4	93
0	7	0	0	7
2	5	38	3	48
11	53	164	9	246
0	1	2	1	4
0	13	9	1	23
5	98	151	6	262
2	45	29	0	76
0	12	11	1	24
1	15	56	7	80
5	15	18	0	38
0	19	98	1	119
36	106	200	11	356
3	7	7	1	18
53	895	2238	100	3344
0	40	102	10	152
12	71	108	9	200
51	478	1295	64	1924
0	17	5	1	23
0	3	0	1	4
17	78	166	12	274
30	421	1702	88	2260
3	44	97	9	154
529	6991	14,648	1565	24,536
12	271	612	24	926
475	2775	6327	349	10,196
0	12	13	0	25
13	103	217	14	351
2	3	1	0	7
0	36	38	1	75

Counts By Race, Offense, and County of Arrest

NEE COUNTY							Total
Juvenile White	Juvenile Negro	Juvenile Indian	Juvenile Chinese	Juvenile Japanese	Juvenile Other	Juvenile Total	Total
0	0	0	0	0	0	0	0
0	0	0	0	0	0	0	0
0	0	0	0	0	0	0	10
70	7	0	0	0	1	78	241
0	0	0	0	0	0	0	0
0	0	0	0	0	0	0	20
0	0	0	0	0	0	0	0
0	0	0	0	0	0	0	0
0	0	0	0	0	0	0	5
0	0	0	0	0	0	0	1
23	1	0	0	0	0	24	851
89	3	0	0	0	0	92	163
0	0	0	0	0	0	0	0
22	6	1	0	0	0	29	166
1	3	0	0	0	0	4	7
28	6	1	0	0	0	35	612
0	0	0	0	0	0	0	0
0	0	0	0	0	0	0	0
220	29	4	1	0	0	254	254
1028	328	20	1	0	2	1379	4350

1975 CARGO-COUNTY CLEARANCE RATE OF CLASS I OFFENSES

Table B-IV 6

Offense	Actual Class I Offenses	Clearances of Class I Offenses	Percent of Offenses Cleared
Douglas	2,805	487	17.3
Johnson	12,020	2,222	18.5
Leavenworth	2,051	406	19.8
Reno	3,344	662	19.8
Sedgwick	24,536	8,076	32.9
Shawnee	10,196	1,664	16.3
Wyandotte	17,350	2,509	14.4
All Others	30,956	6,320	20.4
Total	103,258	22,346	21.6

1975 Arrests By Type Of Offense, Gender, And Status Of Offender With Percentages To Total Arrests

OFFENSE	Juvenile				Adult				Offense Total
	Male	Female	Total	% Total Offenses	Male	Female	Total	% Total Offenses	
Marijuana	785	146	931	1.30	1953	227	2180	3.05	3111
Synthetic Narcotics*	12	5	17	0.02	69	17	86	0.13	103
Other*	53	14	67	0.09	284	45	329	0.46	396
Bookmaking	0	0	0	0.00	0	0	0	0.00	0
Numbers & Lottery	0	0	0	0.00	2	0	2	0.00	2
Gambling-Other	3	0	3	0.00	145	9	154	0.21	157
Offenses-Family	15	19	34	0.04	183	20	203	0.28	237
DWI	120	11	131	0.18	5626	425	6051	8.47	6182
Liquor Violations	690	196	886	1.24	2144	225	2369	3.31	3255
Drunkenness	133	23	156	0.21	2476	176	2652	3.72	2808
Disorderly Conduct	983	220	1203	1.68	4310	581	4891	6.85	6094
Vagrancy	75	53	128	0.17	172	11	183	0.25	311
All Other Offenses	2187	650	2837	4.01	7968	1659	9627	13.49	12,494
Suspicion	49	13	62	0.08	117	11	128	0.17	190
Curfew-Loitering	689	229	918	1.28	0	0	0	0.00	918
Runaways	1744	130	3874	5.42	0	0	0	0.00	3874
Total	17,868	6116	23,984	33.61	40,354	7,019	47,373	66.39	71,357

*These categories include both sale and possession

Table B-VA 2

1975 ARRESTS TOTALS BY TYPE OF OFFENSE AND AGE OF OFFENDER

OFFENSE	AGE																				Total
	Under 11	11-12	13-14	15	16	17	Un-Known	18	19	20	21	22	23	24	25-29	30-34	35-39	40-44	45+	Un-Known	
Murder Non-Negligent Manslaughter	0	0	1	0	1	1	0	10	5	6	8	6	1	5	16	11	11	4	13	0	99
Negligent Manslaughter	1	0	1	0	1	1	0	2	1	2	4	1	2	1	3	0	0	1	1	0	22
Forcible Rape	0	4	5	13	9	7	0	17	19	9	9	11	5	14	42	17	9	3	7	0	200
Robbery	1	11	31	29	56	67	0	82	84	46	46	26	33	39	79	40	21	6	9	0	706
Aggravated Assault	6	21	42	50	54	54	0	83	87	91	86	60	62	66	229	113	108	63	143	0	1418
Burglary	150	199	657	465	518	443	0	456	328	218	172	129	99	82	269	98	69	33	33	0	4418
Larceny Theft	384	710	1425	950	1176	936	0	909	658	543	391	355	249	235	666	365	206	159	434	31	10,782
Motor Vehicle Theft	9	38	193	190	235	161	0	115	85	46	36	26	19	21	70	26	19	14	15	0	1321
Other Assaults	73	74	207	166	236	144	0	274	283	258	253	179	170	200	646	370	263	188	355	0	4339
Arson	30	18	16	9	13	16	0	14	9	6	2	1	2	2	7	5	3	4	4	0	161
Forgery	3	3	5	37	34	50	0	54	59	47	39	39	36	18	64	68	21	14	29	0	620
Fraud	4	4	8	13	27	31	0	141	121	151	148	131	151	169	452	284	201	128	158	0	2322
Embezzlement	0	3	4	3	4	10	0	8	7	4	3	2	1	4	15	6	4	5	5	0	88
Stolen Property	5	15	34	41	44	31	0	41	39	34	42	16	28	29	53	26	15	9	20	0	522
Vandalism	258	287	419	234	286	193	0	144	114	85	82	58	53	36	100	61	55	28	42	0	2535
Weapons	3	22	29	37	51	51	0	80	63	56	45	51	37	41	176	95	51	49	73	0	1010
Prostitution	0	0	3	1	5	2	0	18	18	11	15	19	10	6	12	7	4	4	5	0	140
Other Sex Offenses	3	5	34	17	23	18	1	24	35	18	20	19	13	21	64	17	18	19	37	2	408
Narcotics*	0	0	0	1	1	2	0	10	13	9	13	13	7	7	19	6	1	2	8	0	114
Marijuana*	1	7	83	171	310	359	0	415	427	309	241	193	116	114	251	65	29	7	13	0	3111

Continued on next page

1975 ARRESTS TOTALS BY TYPE OF OFFENSE AND AGE OF OFFENDER

OFFENSE	AGE																			Total	
	Under 11	11-12	13-14	15	16	17	Un Known	18	19	20	21	22	23	24	25-29	30-34	35-39	40-44	45+		Un-Kn.
Synthetic Narcotics*	0	0	2	1	7	7	0	14	18	13	11	5	7	5	8	4	1	0	0	0	103
Other*	0	3	11	11	20	22	0	48	52	48	24	25	31	19	56	13	6	3	4	0	396
Bookmaking	0	0	0	0	0	0	0	0	0	0	0	0	0	0	0	0	0	0	0	0	0
Numbers & Lottery	0	0	0	0	0	0	0	0	0	0	0	0	0	0	0	1	0	1	0	0	2
Gambling-Other	0	0	0	0	2	1	0	2	2	3	6	2	4	6	22	22	24	16	45	0	157
Offenses-Family	18	1	4	6	2	3	0	7	7	11	8	9	6	11	47	32	36	14	15	0	237
DWI	0	0	1	9	38	83	0	264	241	249	290	226	213	198	831	626	590	571	1751	1	6182
Liquor Violations	0	5	74	125	313	369	0	344	274	241	204	131	112	96	305	166	112	114	250	0	3255
Drunkenness	0	5	25	36	29	61	0	131	112	106	95	87	102	71	293	254	205	249	947	0	2808
Disorderly Conduct	80	85	219	190	363	266	0	431	480	384	356	257	276	257	748	497	365	249	591	0	6094
Vagrancy	0	5	30	36	35	22	0	8	13	10	9	8	4	9	17	21	13	16	55	0	311
All Other Offenses	154	217	661	603	599	633	0	897	798	792	662	579	530	468	1589	950	680	577	1105	0	12,494
Suspicion	2	7	6	13	20	14	0	25	8	9	16	6	0	5	18	3	7	2	29	0	190
Curfew-Loitering	11	35	217	238	232	185	0	0	0	0	0	0	0	0	0	0	0	0	0	0	918
Runaways	60	175	1213	999	948	479	0	0	0	0	0	0	0	0	0	0	0	0	0	0	3874
Total	1256	1959	5660	4694	5693	4722	0	5068	4462	3816	3336	2692	2379	2255	7167	4268	3148	2552	6196	34	71,357

B-23

Table B-VA 3

RECAP OF 1975 CARGO-COUNTY LIST OF ARRESTS BY AGE AND SEX OF OFFENDER

COUNTY	Under 11	11-12	13-14	15	16	17	Juvenile Total	18	19	20	21	22	23	24	25-29	30-34	35-39	40-44	45+	Un-known	Adult Total	County Total
<u>FEMALES</u>																						
Douglas	3	0	22	32	28	21	106	20	31	20	25	25	14	3	28	17	9	4	7	0	203	309
Johnson	12	43	204	193	176	130	758	68	45	56	55	56	37	32	145	98	69	41	96	0	798	1556
Leavenworth	0	2	23	22	23	17	87	5	8	7	9	5	1	3	19	7	8	2	7	0	81	168
Keno	10	13	75	61	89	34	282	19	24	19	21	9	9	12	23	15	15	19	14	0	199	481
Sedgwick	43	155	381	250	249	208	1286	117	95	84	67	43	44	45	103	55	51	42	54	31	826	2112
Shawnee	15	31	136	136	132	102	552	70	47	72	48	44	44	39	136	87	70	50	129	0	836	1388
Wyandotte	29	50	224	170	215	83	771	137	111	85	83	64	83	83	177	149	99	92	136	0	1299	2070
All Others	108	134	644	526	512	350	2274	283	270	191	175	156	159	148	432	287	210	168	298	0	2777	5051
Total	220	428	1709	1390	1424	945	6116	719	631	534	478	402	391	365	1063	715	531	418	741	31	7019	13135
<u>MALES</u>																						
Douglas	5	10	38	59	57	61	230	162	140	141	123	80	73	62	225	114	57	63	81	0	1321	1551
Johnson	122	178	563	456	573	623	2515	457	380	335	286	251	197	158	636	408	262	210	458	0	4038	6553
Leavenworth	7	15	42	40	85	90	279	61	67	44	64	32	43	25	99	45	46	26	134	1	687	966
Reno	32	44	129	100	141	102	548	138	91	103	64	71	56	60	177	82	58	46	163	1	1110	1658
Sedgwick	172	318	834	611	693	583	3211	490	377	312	252	236	157	177	655	365	255	264	619	1	4160	7371
Shawnee	66	94	256	238	312	271	1237	268	258	206	165	136	139	157	478	264	239	220	514	0	3044	4281
Wyandotte	133	229	592	543	779	287	2563	673	643	558	485	351	370	405	1244	741	556	338	680	0	7044	9607
All Others	499	643	1497	1257	1629	1760	7285	2100	1875	1583	1419	1133	953	846	2590	1534	1144	967	2806	0	18950	26235
Total	1036	1531	3951	3304	4269	3777	17868	4349	3831	3282	2858	2290	1988	1890	6104	3553	2617	2134	5455	3	40354	58222
GRAND TOTAL	1256	1959	5660	4694	5693	4722	23984	5068	4462	3816	3336	2692	2379	2255	7167	4268	3148	2552	6196	34	47373	71357

B-24

COMPARISON OF 1975 ARRESTS BY AGE AND SEX OF OFFENDER

Chart B-VA 3A

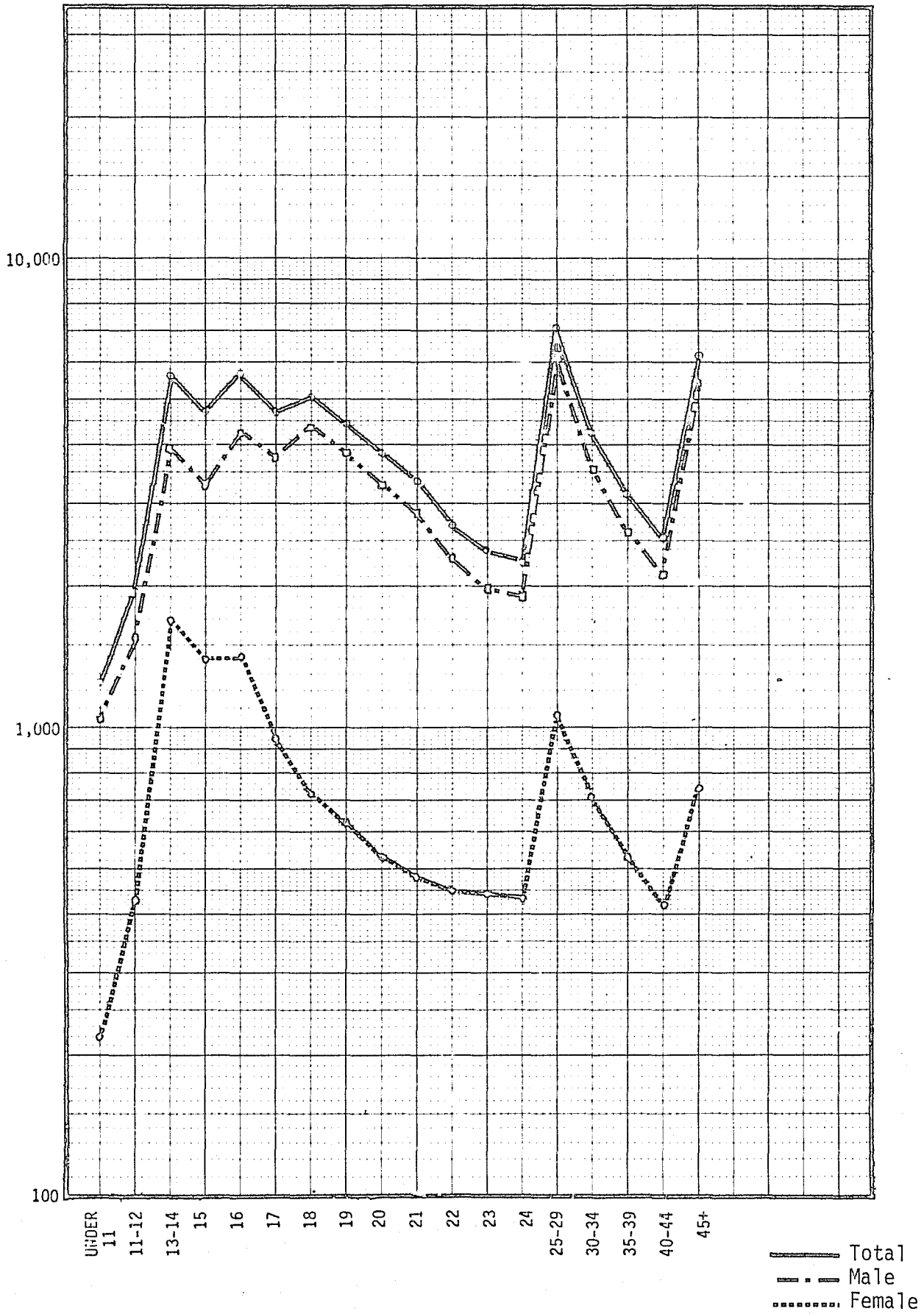


Table B-VA 3A

1975 CARGO-COUNTY LIST OF ARRESTS BY AGE AND SEX OF OFFENDER

DOUGLAS COUNTY - MALES

OFFENSES	AGE																				Total
	Under 11	11-12	13-14	15	16	17	Un-known	18	19	20	21	22	23	24	25-29	30-34	35-39	40-44	45+	Un-known	
Murder & Non-Negligent Mnsltr.	0	0	0	0	0	0	0	0	0	0	2	0	0	0	0	0	0	0	0	0	2
Negligent Manslaughter	0	0	0	0	0	0	0	0	0	0	0	0	0	0	0	0	0	0	0	0	0
Forcible Rape	0	0	0	0	0	1	0	0	0	0	0	0	0	0	2	1	0	0	1	0	5
Robbery	0	0	0	0	0	1	0	2	2	2	2	0	2	2	1	0	0	0	0	0	14
Aggravated Assault	0	1	0	0	0	2	0	4	10	4	11	6	4	4	12	12	3	5	8	0	86
Burglary	0	0	2	3	2	5	0	23	8	9	7	4	2	4	9	3	1	0	0	0	84
Larceny Theft	1	1	5	7	8	8	0	23	18	18	5	10	6	3	15	9	2	0	1	0	142
Motor Vehicle Theft	1	1	0	4	4	5	0	2	3	0	5	0	1	0	4	0	0	0	0	0	30
Other Assaults	0	0	1	9	6	1	0	8	9	6	9	2	1	7	13	9	3	5	3	0	92
Arson	0	0	0	0	0	0	0	1	1	2	0	0	0	0	0	1	0	0	0	0	5
Forgery	0	0	0	0	0	0	0	0	1	0	0	1	1	0	3	3	2	0	0	0	11
Fraud	0	0	0	1	0	0	0	2	0	1	0	0	0	1	1	3	0	0	0	0	9
Embezzlement	0	0	0	0	0	0	0	0	0	0	1	0	0	0	0	0	0	0	0	0	1
Stolen Property	0	0	0	0	0	0	0	5	0	3	1	0	2	0	0	0	1	0	1	0	13
Vandalism	2	2	4	1	3	4	0	4	11	7	3	3	3	1	6	2	2	0	1	0	59
Weapons	0	0	1	0	0	1	0	3	1	0	0	1	0	1	3	0	0	1	0	0	12
Prostitution	0	0	0	0	0	0	0	0	0	0	0	0	0	0	0	0	0	0	0	0	0
Other Sex Offenses	0	0	1	1	1	0	0	0	1	0	1	0	1	0	2	0	0	0	2	0	10

Continued on next page

B-26

CONTINUED

5 OF 7

1975 CARGO-COUNTY LIST OF ARRESTS BY AGE AND SEX OF OFFENDER

DOUGLAS COUNTY - MALES

OFFENSES	AGE																				Total	
	Under 11	11-12	13-14	15	16	17	Un-known	18	19	20	21	22	23	24	25-29	30-34	35-39	40-44	45+	Un-known		
Narcotics*	0	0	0	0	0	0	0	0	0	0	0	0	0	0	0	0	0	0	0	0	0	0
Marijuana*	0	0	0	0	2	1	0	6	2	2	4	4	3	4	7	1	3	0	0	0	0	39
Synthetic Narcotics*	0	0	0	0	0	0	0	0	0	0	0	0	0	0	0	0	0	0	0	0	0	0
Other Drugs*	0	0	0	0	1	0	0	5	4	2	1	3	2	1	2	1	1	0	0	0	0	23
Bookmaking	0	0	0	0	0	0	0	0	0	0	0	0	0	0	0	0	0	0	0	0	0	0
Numbers & Lottery	0	0	0	0	0	0	0	0	0	0	0	0	0	0	0	0	0	1	0	0	0	1
Gambling Other	0	0	0	0	0	0	0	0	0	0	0	0	0	0	1	2	0	0	0	0	0	3
Offenses-Family	0	0	0	0	0	0	0	0	2	1	0	0	0	0	2	2	4	0	0	0	0	11
DWI	0	0	0	0	0	0	0	1	3	3	11	7	7	0	8	5	10	10	19	0	0	84
Licor Violations	0	0	1	2	0	1	0	1	1	0	1	0	0	0	0	0	0	1	0	0	0	14
Drunkenness	0	0	0	0	0	1	0	0	0	0	0	0	0	0	0	0	0	0	0	0	0	1
Disorderly Conduct	0	0	2	5	0	2	0	18	17	8	12	4	4	0	9	4	3	0	2	0	0	90
Vagrancy	0	0	0	0	0	0	0	1	1	1	1	0	0	0	0	1	0	0	0	0	0	5
All Other Offenses	1	2	0	7	7	10	0	51	44	71	44	34	35	32	123	55	22	40	42	0	0	628
Suspicion	0	1	0	2	2	1	0	2	1	1	2	1	0	0	2	0	0	0	1	0	0	16
Curfew-Loitering	0	2	6	8	2	0	0	0	0	0	0	0	0	0	0	0	0	0	0	0	0	24
Run-Aways	0	0	6	7	13	11	0	0	0	0	0	0	0	0	0	0	0	0	0	0	0	37
Total	5	10	38	39	57	61	0	162	140	141	123	80	73	62	225	114	57	63	81	0	1551	

B-27

*These Categories include both Sale and Possession

Table B-VA 3B

1975 CARGO-COUNTY LIST OF ARRESTS BY AGE AND SEX OF OFFENDER

JOHNSON COUNTY - MALES

OFFENSES	AGE																				Total
	Under 11	11-12	13-14	15	16	17	Un-known	18	19	20	21	22	23	24	25-29	30-34	35-39	40-44	45+	Un-known	
Murder & Non-Negligent Mnsltr.	0	0	0	0	0	0	0	0	1	0	0	0	0	0	0	0	1	0	0	0	2
Negligent Manslaughter	0	0	1	0	0	0	0	0	0	1	1	0	1	0	0	0	0	0	0	0	4
Forcible Rape	0	0	0	2	0	1	0	1	2	0	0	0	0	2	7	1	0	0	0	0	16
Robbery	0	0	0	1	3	4	0	4	1	0	2	0	0	1	3	0	0	1	0	0	20
Aggravated Assault	4	3	5	10	15	15	0	12	6	6	7	5	1	7	19	8	7	3	7	0	140
Burglary	9	7	38	43	33	36	0	15	18	20	6	3	6	5	8	5	5	1	1	0	259
Larceny Theft	31	43	101	69	88	89	0	49	36	28	25	19	14	9	33	17	7	5	16	0	679
Motor Vehicle Theft	0	1	12	15	15	19	0	5	2	2	2	2	1	1	4	0	2	0	1	0	84
Other Assaults	7	10	25	14	32	24	0	22	17	14	15	18	10	14	44	27	25	16	27	0	361
Arson	6	0	4	0	1	4	0	0	1	0	0	1	0	0	0	0	0	0	0	0	17
Forgery	0	0	0	5	4	2	0	1	2	3	4	1	3	2	3	2	0	0	2	0	34
Fraud	0	2	2	0	1	6	0	6	8	8	5	10	4	4	29	11	17	14	10	0	137
Embezzlement	0	0	0	0	0	0	0	0	0	0	0	0	0	0	0	0	0	0	0	0	0
Stolen Property	0	0	3	2	7	4	0	2	1	6	2	0	2	0	4	1	0	0	1	0	35
Vandalism	23	39	80	39	46	47	0	6	6	11	6	6	5	2	5	6	0	1	3	0	331
Weapons	0	1	5	4	8	5	0	7	8	3	1	1	2	1	7	4	1	4	0	0	62
Prostitution	0	0	0	0	0	0	0	0	1	0	0	0	0	0	0	1	0	0	0	0	2
Other Sex Offenses	0	0	6	1	0	4	0	1	0	0	2	0	1	1	2	0	0	0	3	0	21

Continued on next page

B-236

1975 CARGO-COUNTY LIST OF ARRESTS BY AGE AND SEX OF OFFENDER

JOHNSON COUNTY - MALES

OFFENSES	AGE																				Total
	Under 11	11-12	13-14	15	16	17	Un-known	18	19	20	21	22	23	24	25-29	30-34	35-39	40-44	45+	Un-known	
Narcotics*	0	0	0	0	0	0	0	1	1	3	3	2	0	0	1	0	0	0	0	0	11
Marijuana*	0	3	18	33	58	64	0	35	21	23	16	14	3	4	7	1	3	0	0	0	303
Synthetic Narcotics*	0	0	1	0	1	1	0	0	1	0	1	0	0	1	1	0	0	0	0	0	7
Other Drugs*	0	1	5	1	0	3	0	0	7	8	4	4	1	2	2	0	0	0	0	0	38
Bookmaking	0	0	0	0	0	0	0	0	0	0	0	0	0	0	0	0	0	0	0	0	0
Numbers & Lottery	0	0	0	0	0	0	0	0	0	0	0	0	0	0	0	0	0	0	0	0	0
Gambling Other	0	0	0	0	0	0	0	0	0	0	0	0	0	0	0	0	0	0	0	0	0
Offenses-Family	0	0	0	2	0	0	0	0	0	0	0	0	1	1	9	3	4	3	2	0	25
DWI	0	0	0	2	9	16	0	35	36	25	29	32	33	18	123	94	81	65	197	0	795
Liquor Violations	0	0	9	20	53	67	0	34	21	16	8	12	6	7	17	10	4	4	16	0	304
Drunkenness	0	0	2	5	8	17	0	20	13	13	9	11	10	6	25	24	17	12	39	0	231
Disorderly Conduct	2	4	19	15	23	23	0	29	30	12	11	8	11	3	20	12	3	0	14	0	239
Vagrancy	0	0	0	0	0	0	0	0	0	0	1	1	0	0	0	0	0	0	0	0	2
All Other Offenses	17	39	96	76	89	149	0	170	140	133	125	101	82	67	260	181	85	81	111	0	2002
Suspicion	0	4	2	3	4	4	0	2	0	0	1	0	0	0	3	0	0	0	8	0	31
Curfew-Loitering	0	1	3	10	3		0	0	0	0	0	0	0	0	0	0	0	0	0	0	17
Run-Aways	23	20	126	84	72	19	0	0	0	0	0	0	0	0	0	0	0	0	0	0	344
Total	122	178	563	456	573	623	0	457	380	335	286	251	197	158	636	408	262	210	458	0	6553

*These Categories include both Sale and Possession

B-29

Table E-VA 3C

1975 CARGO-COUNTY LIST OF ARRESTS BY AGE AND SEX OF OFFENDER

LEAVENWORTH COUNTY - MALES

OFFENSES	AGE																				Total
	Under 11	11-12	13-14	15	16	17	Un-known	18	19	20	21	22	23	24	25-29	30-34	35-39	40-44	45+	Un-known	
Murder & Non-Negligent Mnsl'r.	0	0	0	0	0	0	0	0	0	0	0	0	0	0	0	0	1	0	0	0	1
Negligent Manslaughter	0	0	0	0	0	0	0	0	0	0	0	0	0	0	0	0	0	0	0	0	0
Forcible Rape	0	0	0	0	0	0	0	0	0	0	0	0	0	0	0	0	1	0	0	0	1
Robbery	0	0	0	0	0	1	0	1	2	1	1	1	0	0	1	0	0	0	0	0	8
Aggravated Assault	0	0	0	0	1	0	0	0	2	3	7	0	2	2	5	5	3	2	7	0	39
Burglary	1	0	10	2	7	13	0	4	6	3	0	3	3	0	5	1	2	1	2	0	74
Larceny Theft	2	4	9	9	7	13	0	7	4	1	0	3	5	2	6	3	1	0	7	0	83
Motor Vehicle Theft	0	0	1	2	4	1	0	2	2	1	0	0	0	0	0	0	0	0	1	0	14
Other Assaults	0	0	0	0	0	1	0	2	4	1	5	3	1	1	7	2	2	0	5	0	34
Arson	0	0	1	1	0	0	0	1	0	0	0	0	0	0	0	0	0	0	1	0	4
Forgery	0	0	0	0	0	0	0	0	0	0	0	0	0	0	0	0	0	0	0	0	0
Fraud	0	0	0	0	0	1	0	1	0	0	0	0	0	0	1	0	0	0	0	0	3
Embezzlement	0	0	0	0	0	0	0	0	0	0	0	0	0	0	0	0	0	0	0	0	0
Stolen Property	0	1	0	1	5	1	0	1	0	0	1	0	1	0	0	1	0	0	0	0	12
Vandalism	1	3	3	1	4	2	0	0	3	1	2	1	3	0	2	0	1	0	0	0	27
Weapons	0	0	0	0	0	0	0	1	0	0	0	0	1	0	4	2	1	0	4	0	13
Prostitution	0	0	0	0	0	0	0	5	2	3	1	0	0	0	0	0	0	0	1	0	12
Other Sex Offenses	0	0	0	0	0	0	0	0	0	0	0	0	1	1	1	0	0	0	1	0	4

Continued on next page

1975 CARGO-COUNTY LIST OF ARRESTS BY AGE AND SEX OF OFFENDER

LEVENWORTH COUNTY - MALES

OFFENSES	AGE																				Total	
	Under 11	11-12	13-14	15	16	17	Un-known	18	19	20	21	22	23	24	25-29	30-34	35-39	40-44	45+	Un-known		
Narcotics*	0	0	0	0	0	0	0	0	0	0	0	0	0	0	0	0	0	0	0	0	0	0
Marijuana*	0	0	0	2	5	8	0	6	9	3	5	2	2	1	6	0	1	0	1	0	0	51
Synthetic Narcotics*	0	0	0	0	0	0	0	0	0	1	0	0	0	0	0	0	0	0	0	0	0	1
Other Drugs*	0	0	0	0	0	0	0	4	0	1	0	0	1	0	0	0	0	0	0	0	0	6
Bookmaking	0	0	0	0	0	0	0	0	0	0	0	0	0	0	0	0	0	0	0	0	0	0
Numbers & Lottery	0	0	0	0	0	0	0	0	0	0	0	0	0	0	0	0	0	0	0	0	0	0
Gambling Other	0	0	0	0	0	0	0	0	0	0	0	0	0	0	1	2	0	0	0	0	0	3
Offenses-Family	0	0	0	0	0	0	0	1	0	1	1	0	0	0	0	0	0	0	0	0	0	3
DWI	0	0	0	1	1	1	0	3	1	4	7	4	3	8	16	13	8	7	49	1	0	127
Liquor Violations	0	0	0	0	7	7	0	1	4	2	3	0	0	0	0	0	0	0	1	0	0	25
Drunkenness	0	0	0	0	0	0	0	0	0	0	2	0	0	0	0	1	0	1	5	0	0	9
Disorderly Conduct	0	0	1	0	3	3	0	2	2	0	4	2	5	2	7	2	2	4	12	0	0	51
Vagrancy	0	0	0	0	0	0	0	0	0	0	0	0	0	0	0	1	0	0	4	0	0	5
All Other Offenses	3	1	2	7	15	21	0	18	24	18	24	13	15	8	34	12	23	11	33	0	0	282
Suspicion	0	0	0	0	0	0	0	1	0	0	1	0	0	0	0	0	0	0	0	0	0	2
Curfew-Loitering	0	0	10	10	18	16	0	0	0	0	0	0	0	0	0	0	0	0	0	0	0	54
Run-Aways	0	0	5	4	8	1	0	0	0	0	0	0	0	0	0	0	0	0	0	0	0	18
Total	7	15	42	40	85	90	0	61	67	44	64	32	43	25	99	45	46	26	134	1	966	

B-31

*These Categories include both Sale and Possession

Table B-VA 3D

1975 CARGO-COUNTY LIST OF ARRESTS BY AGE AND SEX OF OFFENDER
 MALES - RENO

OFFENSES	AGE																				Total	
	Under 11	11-12	13-14	15	16	17	Un-known	18	19	20	21	22	23	24	25-29	30-34	35-39	40-44	45+	Un-known		
Murder & Non-Negligent Mnsltr.	0	0	0	0	0	0	0	0	0	0	0	0	0	0	0	0	0	0	0	0	0	0
Negligent Manslaughter	0	0	0	0	0	0	0	0	0	0	0	0	0	0	0	0	0	0	0	0	0	0
Forcible Rape	0	0	0	0	0	0	0	1	1	0	0	0	0	2	1	0	0	0	0	0	0	5
Robbery	1	1	0	3	1	3	0	5	4	0	1	0	0	2	3	2	1	0	0	0	0	27
Aggravated Assault	0	0	0	0	0	0	0	0	0	2	1	1	1	3	5	0	1	1	6	0	0	21
Burglary	0	1	17	11	14	5	0	8	9	3	4	2	2	4	11	1	2	2	1	0	0	97
Larceny Theft	11	17	18	15	18	15	0	14	8	5	6	7	1	4	12	5	2	1	8	0	0	167
Motor Vehicle Theft	1	0	4	3	3	1	0	3	2	0	0	2	1	1	0	0	0	0	0	0	0	21
Other Assaults	4	2	6	3	5	5	0	4	5	3	4	5	0	3	7	8	2	0	1	0	0	67
Arson	4	0	0	0	0	0	0	0	0	0	0	0	0	0	0	0	0	0	0	0	0	4
Forgery	2	0	0	0	0	0	0	2	0	2	0	2	1	1	4	0	5	0	0	0	0	19
Fraud	0	0	0	0	3	2	0	4	1	6	5	3	4	7	18	5	6	4	6	0	0	74
Embezzlement	0	0	0	0	0	0	0	0	0	0	0	0	0	0	0	0	0	0	0	0	0	0
Stolen Property	0	0	0	0	0	0	0	0	0	0	0	0	0	0	0	0	0	0	0	0	0	0
Vandalism	3	1	4	1	1	1	0	1	0	0	0	1	1	0	1	0	0	0	1	0	0	16
Weapons	0	0	1	0	0	0	0	0	2	2	0	0	0	0	4	1	1	2	2	0	0	15
Prostitution	0	0	0	0	0	0	0	0	0	0	0	0	0	0	0	0	0	0	0	0	0	0
Other Sex Offenses	0	0	0	0	0	1	0	1	0	0	0	1	0	0	2	0	0	0	0	1	0	6

Continued on next page

B-32

1975 CARGO-COUNTY LIST OF ARRESTS BY AGE AND SEX OF OFFENDER
 MALES - RENO

OFFENSES	AGE																			Total	
	Under 11	11-12	13-14	15	16	17	Un-known	18	19	20	21	22	23	24	25-29	30-34	35-39	40-44	45+		Un-known
Narcotics*	0	0	0	0	0	0	0	0	0	0	0	0	0	0	1	0	0	0	0	0	1
Marijuana*	0	0	0	1	5	4	0	23	15	25	11	11	11	6	10	1	0	0	0	0	0
Synthetic Narcotics*	0	0	1	0	0	0	0	1	1	1	1	1	0	1	0	0	0	0	0	0	0
Other Drugs*	0	0	0	0	0	0	0	2	0	2	0	1	0	4	4	0	0	0	0	0	0
Bookmaking	0	0	0	0	0	0	0	0	0	0	0	0	0	0	0	0	0	0	0	0	0
Numbers & Lottery	0	0	0	0	0	0	0	0	0	0	0	0	0	0	0	0	0	0	0	0	0
Gambling Other	0	0	0	0	0	0	0	0	0	0	0	0	0	0	0	0	0	0	0	0	0
Offenses-Family	0	0	0	0	0	0	0	0	0	0	1	1	0	1	1	3	0	3	0	0	0
DWI	0	0	0	0	1	3	0	11	8	9	10	8	10	9	32	24	24	15	65	0	0
Liquor Violations	0	0	0	5	10	12	0	27	23	23	11	11	12	6	22	12	8	6	6	0	0
Drunkenness	0	0	0	0	0	0	0	8	2	5	4	7	4	2	17	10	2	6	54	0	0
Disorderly Conduct	0	0	0	0	5	2	0	5	5	5	4	3	2	2	10	6	3	1	7	0	0
Vagrancy	0	0	0	0	0	0	0	0	0	0	0	0	0	0	0	0	0	0	0	0	0
All Other Offenses	2	2	7	3	5	2	0	18	7	10	1	4	6	2	12	4	1	5	6	0	0
Suspicion	0	0	0	0	0	0	0	0	0	0	0	0	0	0	0	0	0	0	0	0	0
Curfew-Loitering	0	1	19	13	27	24	0	0	0	0	0	0	0	0	0	0	0	0	0	0	0
Run-Aways	4	19	52	42	43	22	0	0	0	0	0	0	0	0	0	0	0	0	0	0	0
Total	32	44	129	100	141	102	0	138	91	103	64	71	56	60	177	82	58	46	163	1	1658

*These Categories include both Sale and Possession

B-33

Table B-VA 3E

1975 CARGO-COUNTY LIST OF ARRESTS BY AGE AND SEX OF OFFENDER
SEDGWICK COUNTY - MALES

OFFENSES	AGE																				Total
	Under 11	11-12	13-14	15	16	17	Un known	18	19	20	21	22	23	24	25-29	30-34	35-39	40-44	45+	Un known	
Murder & Non-Negligent Mnsltr.	0	0	0	0	0	0	0	3	0	5	3	3	0	3	2	1	2	1	4	0	27
Negligent Manslaughter	0	0	0	0	0	0	0	0	0	0	1	0	0	0	1	0	0	0	1	0	3
Forcible Rape	0	0	0	2	2	1	0	5	5	1	0	1	0	2	8	2	1	1	2	0	33
Robbery	0	3	8	3	4	7	0	25	30	14	16	12	15	18	32	22	6	3	6	0	224
Aggravated Assault	0	0	4	5	1	6	0	12	11	15	8	12	15	8	43	16	14	6	21	0	197
Burglary	32	46	173	77	126	92	0	107	72	63	44	36	28	19	77	31	18	9	14	0	1064
Larceny Theft	84	154	325	198	210	168	0	134	87	62	38	55	28	34	89	55	31	23	78	0	1853
Motor Vehicle Theft	0	13	45	55	63	33	0	28	22	6	6	4	4	2	14	5	1	1	3	0	305
Other Assaults	12	16	34	21	25	24	0	29	27	24	27	18	7	15	64	28	23	15	21	0	430
Arson	2	0	0	0	0	2	0	4	2	1	1	0	0	0	1	0	1	1	2	0	17
Forgery	0	0	0	2	4	6	0	0	9	12	5	6	9	2	12	5	3	1	3	0	79
Fraud	0	0	0	3	0	2	0	8	3	5	4	2	2	4	13	2	8	2	4	0	62
Embezzlement	0	0	3	3	2	1	0	4	4	1	2	2	1	2	6	3	0	1	1	0	36
Stolen Property	1	3	7	8	5	6	0	5	2	3	2	0	1	2	9	1	4	0	2	0	61
Vandalism	34	43	59	32	35	18	0	14	11	8	7	6	3	5	10	5	4	2	2	0	298
Weapons	0	0	2	7	14	15	0	16	14	10	8	16	4	13	45	18	9	6	20	0	217
Prostitution	0	0	0	0	0	0	0	0	0	0	0	2	0	0	0	0	0	1	0	0	3
Other Sex Offenses	0	3	7	3	8	1	1	0	4	2	2	3	0	2	8	8	5	3	1	1	62

Continued on next page

1975 CARGO-COUNTY LIST OF ARRESTS BY AGE AND SEX OF OFFENDER
 SEDGWICK COUNTY - MALES

OFFENSES	AGE																				Total
	Under 11	11-12	13-14	15	16	17	Un-known	18	19	20	21	22	23	24	25-29	30-34	35-39	40-44	45+	Un-known	
Narcotics*	0	0	0	0	0	0	0	1	0	0	0	2	0	2	3	6	0	1	1	0	16
Marijuana*	0	0	12	14	25	25	0	21	10	9	2	7	2	1	6	1	0	0	1	0	136
Synthetic Narcotics*	0	0	0	0	0	0	0	0	0	0	0	1	0	2	1	0	0	0	0	0	4
Other Drugs*	0	0	1	0	2	2	0	2	8	3	0	8	3	0	11	0	0	0	0	0	40
Bookmaking	0	0	0	0	0	0	0	0	0	0	0	0	0	0	0	0	0	0	0	0	0
Numbers & Lottery	0	0	0	0	0	0	0	0	0	0	0	0	0	0	0	0	0	0	0	0	0
Gambling Other	0	0	0	0	0	0	0	0	0	0	0	1	0	0	1	0	3	0	0	0	5
Offenses-Family	2	0	0	0	0	0	0	0	0	0	0	0	0	0	1	0	0	0	1	0	4
DWI	0	0	0	0	0	4	0	17	14	21	30	10	14	13	78	76	56	82	200	0	615
Liquor Violations	0	0	4	8	17	38	0	13	12	9	11	4	1	5	19	18	7	27	43	0	236
Drunkenness	0	0	0	0	0	0	0	1	0	1	1	2	6	2	13	15	15	40	122	0	218
Disorderly Conduct	4	9	16	33	37	30	0	18	13	21	15	11	8	9	38	23	20	15	22	0	342
Vagrancy	0	1	5	6	5	4	0	0	1	0	0	0	0	0	0	1	1	1	2	0	27
All Other Offenses	1	16	57	54	54	59	0	23	16	16	19	12	6	12	49	23	23	22	41	0	503
Suspicion	0	0	0	0	0	0	0	0	0	0	0	0	0	0	1	0	0	0	1	0	2
Curfew-Loitering	0	3	29	36	19	16	0	0	0	0	0	0	0	0	0	0	0	0	0	0	103
Run-Aways	0	8	43	41	34	23	0	0	0	0	0	0	0	0	0	0	0	0	0	0	149
Total	172	318	834	611	692	583	1	490	377	312	252	236	157	177	655	365	255	264	619	1	7371

*These Categories include both Sale and Possession

B-35

Table E-VA 3F

1975 CARGO-COUNTY LIST OF ARRESTS BY AGE AND SEX OF OFFENDER
SHAWNEE COUNTY - MALES

OFFENSES	AGE																				Total
	Under 11	11-12	13-14	15	16	17	Un-known	18	19	20	21	22	23	24	25-29	30-34	35-39	40-44	45+	Un-known	
Murder & Non-Negligent Mnsitr.	0	0	0	0	0	0	0	1	1	0	0	1	0	0	1	1	0	1	1	0	7
Negligent Manslaughter	0	0	0	0	0	0	0	1	0	0	1	0	0	0	0	0	0	0	0	0	2
Forcible Rape	0	4	1	2	0	0	0	2	2	2	4	0	0	1	5	1	2	1	1	0	28
Robbery	0	0	2	1	5	9	0	5	3	3	2	2	2	3	5	2	1	0	1	0	46
Aggravated Assault	0	4	3	8	6	6	0	3	5	3	2	2	1	3	12	7	4	0	1	0	70
Burglary	11	12	34	39	49	45	0	23	15	6	10	6	6	9	10	6	7	0	2	0	290
Larceny Theft	24	35	58	62	53	61	0	47	47	37	15	13	12	6	23	22	11	6	31	0	563
Motor Vehicle Theft	0	1	16	6	6	6	0	2	2	1	2	0	0	1	4	1	1	0	0	0	49
Other Assaults	8	7	15	10	18	19	0	27	28	22	20	15	15	14	59	24	25	16	37	0	379
Arson	2	3	0	0	3	1	0	0	1	0	0	0	0	0	1	0	0	0	0	0	11
Forgery	0	0	0	2	2	4	0	3	1	4	2	0	0	0	4	0	0	2	0	0	24
Fraud	0	0	0	0	2	0	0	4	0	0	0	1	0	0	3	2	2	1	1	0	16
Embezzlement	0	1	0	0	0	0	0	0	0	0	0	0	0	0	0	0	0	0	0	0	1
Stolen Property	2	2	3	5	3	1	0	1	1	1	1	0	0	0	4	0	0	0	0	0	24
Vandalism	11	15	37	20	23	10	0	4	5	2	2	2	3	0	5	0	4	2	3	0	148
Weapons	0	1	0	2	1	4	0	5	5	5	1	0	2	1	4	2	0	2	8	0	43
Prostitution	0	0	0	0	2	0	0	0	3	0	0	0	0	0	0	0	0	0	0	0	5
Other Sex Offenses	0	0	4	2	5	4	0	0	0	0	0	1	0	1	3	1	1	1	0	0	23

Continued on next page

B-36

INSIDE SIG 19

1975 CARGO-COUNTY LIST OF ARRESTS BY AGE AND SEX OF OFFENDER

SHAWNEE COUNTY - MALES

OFFENSES	AGE																				Total
	Under 11	11-12	13-14	15	16	17	Un-known	18	19	20	21	22	23	24	25-29	30-34	35-39	40-44	45+	Un-known	
Narcotics*	0	0	0	0	0	0	0	0	2	1	2	2	2	1	1	0	0	0	0	0	11
Marijuana*	0	0	5	14	24	21	0	25	34	29	20	13	8	12	30	4	0	1	2	0	242
Synthetic Narcotics*	0	0	0	0	0	0	0	1	0	0	0	0	0	0	0	0	0	0	0	0	1
Other Drugs*	0	0	0	0	0	0	0	0	4	0	0	1	1	0	0	0	0	0	0	0	6
Bookmaking	0	0	0	0	0	0	0	0	0	0	0	0	0	0	0	0	0	0	0	0	0
Numbers & Lottery	0	0	0	0	0	0	0	0	0	0	0	0	0	0	0	0	0	0	0	0	0
Gambling Other	0	0	0	0	0	0	0	0	1	0	0	0	0	0	0	1	1	1	2	0	6
Offenses-Family	0	0	0	0	0	0	0	0	0	0	0	0	0	0	0	0	0	0	0	0	0
DWI	0	0	1	0	10	15	0	42	31	25	28	32	25	34	116	86	82	88	215	0	830
Liquor Violations	0	1	7	8	21	15	0	29	18	16	15	19	12	10	27	12	9	9	23	0	251
Drunkenness	0	0	0	0	0	0	0	1	1	0	0	1	0	0	0	1	0	1	0	0	5
Disorderly Conduct	2	2	9	11	26	20	0	17	15	8	10	3	4	6	12	7	12	8	40	0	212
Vagrancy	0	0	0	0	0	0	0	1	2	0	0	0	0	0	0	0	0	0	0	0	3
All Other Offenses	0	2	8	7	9	9	0	24	31	41	28	22	46	55	149	85	76	81	145	0	818
Suspicion	0	0	2	0	2	1	0	0	0	0	0	0	0	0	0	0	0	0	0	0	5
Curfew-Loitering	0	1	1	0	1	0	0	0	0	0	0	0	0	0	0	0	0	0	0	0	3
Run-Aways	6	3	50	39	41	20	0	0	0	0	0	0	0	0	0	0	0	0	0	0	159
Total	66	94	256	238	312	271	0	268	258	206	165	136	139	157	478	264	239	220	514	0	4281

*These Categories include both Sale and Possession

B-37

Table B-VA 3G

1975 CARGO-COUNTY LIST OF ARRESTS BY AGE AND SEX OF OFFENDER

WYANDOTTEE COUNTY - MALES

OFFENSES	AGE																				Total
	Under 11	11-12	13-14	15	16	17	Un- known	18	19	20	21	22	23	24	25-29	30-34	35-39	40-44	45+	Un- known	
Murder & Non-Negligent Mnsltr.	0	0	0	0	0	1	0	2	1	0	2	1	0	1	8	3	1	0	4	0	24
Negligent Manslaughter	0	0	0	0	0	1	0	0	0	0	0	0	0	0	0	0	0	0	0	0	1
Forcible Rape	0	0	3	4	4	1	0	1	2	2	2	0	2	3	8	4	2	1	0	0	39
Robbery	0	4	9	9	28	18	0	20	18	9	11	3	3	8	13	8	5	0	1	0	167
Aggravated Assault	1	6	6	12	14	11	0	10	12	7	9	4	6	11	37	19	27	9	27	0	228
Burglary	19	36	128	120	83	31	0	37	27	20	12	13	8	15	43	13	5	7	0	0	617
Larceny Theft	37	64	108	86	151	49	0	73	56	36	23	26	16	21	72	36	23	19	32	0	928
Motor Vehicle Theft	0	6	20	25	45	15	0	21	14	4	4	5	2	3	8	2	5	2	0	0	181
Other Assaults	11	12	32	44	71	17	0	79	91	102	99	51	74	78	238	126	94	59	129	0	1407
Arson	0	7	1	1	5	2	0	1	0	1	0	0	0	1	1	2	1	0	1	0	24
Forgery	0	0	0	1	0	0	0	2	0	0	0	2	0	1	1	1	0	0	0	0	8
Fraud	0	0	2	0	3	1	0	3	3	1	0	2	4	0	8	4	2	1	1	0	35
Embezzlement	0	0	0	0	0	0	0	0	0	0	0	0	0	0	0	0	0	0	0	0	0
Stolen Property	0	4	7	15	17	9	0	15	14	7	14	9	8	15	16	14	8	7	5	0	184
Vandalism	26	40	49	23	59	13	0	42	20	21	26	18	16	19	41	29	33	18	22	0	515
Weapons	0	1	8	13	16	9	0	21	15	22	14	17	17	9	80	48	25	26	28	0	369
Prostitution	0	0	0	0	0	0	0	2	1	1	1	0	0	1	0	1	1	0	3	0	11
Other Sex Offenses	1	2	9	5	3	4	0	7	14	3	4	3	2	2	21	3	6	2	11	0	102

Continued on next page

1975 CARGO-COUNTY LIST OF ARRESTS BY AGE AND SEX OF OFFENDER

WYANDOTTE COUNTY - MALES

OFFENSES	AGE																				Total	
	Under 11	11-12	13-14	15	16	17	Un-known	18	19	20	21	22	23	24	25-29	30-34	35-39	40-44	45+	Un-known		
Narcotics*	0	0	0	0	0	0	0	0	0	0	0	0	0	0	0	0	0	0	0	0	0	0
Marijuana*	1	2	11	25	64	26	0	49	65	27	24	20	13	13	28	19	6	0	1	0	0	394
Synthetic Narcotics*	0	0	0	0	0	0	0	0	0	0	0	0	0	0	0	0	0	0	0	0	0	0
Other Drugs*	0	1	2	1	11	2	0	16	18	11	4	2	10	6	18	8	5	3	2	0	0	120
Bookmaking	0	0	0	0	0	0	0	0	0	0	0	0	0	0	0	0	0	0	0	0	0	0
Numbers & Lottery	0	0	0	0	0	0	0	0	0	0	0	0	0	0	0	0	0	0	0	0	0	0
Gambling Other	0	0	0	0	2	1	0	2	0	0	4	1	4	4	11	14	18	10	31	0	0	102
Offenses-Family	0	0	0	0	0	0	0	0	0	0	0	0	0	0	3	1	0	0	0	0	0	4
DWI	0	0	0	0	0	0	0	1	2	0	0	2	2	0	2	1	2	3	4	0	0	19
Licor Violations	0	1	3	10	14	11	0	18	20	18	7	11	8	15	47	34	16	13	29	0	0	275
Drunkenness	0	0	0	0	0	0	0	0	0	0	0	0	0	0	0	1	1	0	0	0	0	2
Disorderly Conduct	5	3	34	30	94	35	0	158	181	184	168	109	133	139	409	249	188	129	224	0	0	2472
Vagrancy	0	2	1	4	3	0	0	1	1	0	0	0	0	0	0	0	0	0	0	0	0	12
All Other Offenses	30	30	99	78	67	20	0	92	68	82	57	52	42	40	131	101	82	29	125	0	0	1225
Suspicion	0	0	0	0	0	0	0	0	0	0	0	0	0	0	0	0	0	0	0	0	0	0
Curfew-Loitering	0	0	1	0	1	0	0	0	0	0	0	0	0	0	0	0	0	0	0	0	0	2
Run-Aways	2	8	59	37	24	10	0	0	0	0	0	0	0	0	0	0	0	0	0	0	0	140
Total	133	229	592	543	779	287	0	673	643	558	485	331	370	405	1244	741	556	338	680	0	9607	

*These Categories include both Sale and Possession

B-39

Table B-VA 3f.

1975 CARGO-COUNTY LIST OF ARRESTS BY AGE AND SEX OF OFFENDER

ALL OTHERS - MALES

OFFENSES	AGE																				Total
	Under 11	11-12	13-14	15	16	17	Un- known	18	19	20	21	22	23	24	25-29	30-34	35-39	40-44	45+	Un- known	
Murder & Non-Negligent Mnsltr.	0	0	1	0	0	0	0	3	2	1	0	0	1	0	3	3	2	0	2	0	18
Negligent Manslaughter	1	0	0	0	0	0	0	1	1	1	1	0	1	1	1	0	0	1	0	0	9
Forcible Rape	0	0	1	3	3	3	0	7	7	4	3	8	3	4	11	8	3	0	3	0	71
Robbery	0	0	7	8	11	16	0	13	19	13	8	7	9	3	16	4	7	0	1	0	142
Aggravated Assault	1	6	9	9	9	10	0	28	32	45	34	27	30	23	92	32	38	25	58	0	508
Burglary	58	68	206	138	185	191	0	217	153	90	82	59	39	21	93	32	25	12	11	0	1680
Larceny Theft	116	186	327	226	276	277	0	324	214	186	162	115	77	65	168	82	50	33	101	0	2985
Motor Vehicle Theft	5	14	82	57	79	72	0	46	32	30	14	12	10	12	33	14	10	8	10	0	540
Other Assaults	19	14	46	37	31	34	0	65	67	55	56	49	43	54	155	99	48	40	85	0	997
Arson	14	7	7	6	4	5	0	6	4	2	1	0	2	1	3	2	1	1	0	0	66
Forgery	1	3	3	11	12	19	0	17	21	8	16	16	8	6	17	45	7	9	23	0	242
Fraud	2	1	2	6	9	8	0	54	68	90	80	72	76	101	223	156	102	73	105	0	1228
Embezzlement	0	0	0	0	0	1	0	0	0	1	0	0	0	1	5	3	4	4	4	0	23
Stolen Property	1	5	10	6	5	8	0	8	15	9	13	6	7	6	10	6	2	1	9	0	127
Vandalism	139	129	155	93	95	83	0	37	45	28	33	17	14	3	25	9	4	1	5	0	935
Weapons	3	19	12	7	6	15	0	19	13	9	17	15	9	12	24	13	11	4	10	0	218
Prostitution	0	0	0	0	0	0	0	0	0	0	0	0	0	0	0	0	0	1	0	0	1
Other Sex Offenses	1	0	5	3	6	2	0	15	16	13	6	11	7	11	22	5	6	11	19	0	159

Continued on next page

B-40

1975 CARGO-COUNTY LIST OF ARRESTS BY AGE AND SEX OF OFFENDER

ALL OTHERS - MALES

OFFENSES	AGE																				Total
	Under 11	11-12	13-14	15	16	17	Un-known	18	19	20	21	22	23	24	25-29	30-34	35-39	40-44	45+	Un-known	
Narcotics*	0	0	0	1	1	2	0	6	3	4	6	7	5	3	9	0	1	1	6	0	60
Marijuana*	0	0	11	46	85	170	0	204	216	165	139	111	62	63	128	25	12	6	7	0	1450
Synthetic Narcotics*	0	0	0	0	3	5	0	10	11	7	9	2	6	0	5	2	1	0	0	0	61
Other Drugs*	0	1	3	2	3	11	0	11	7	15	9	1	5	4	15	2	0	0	2	0	91
Bookmaking	0	0	0	0	0	0	0	0	0	0	0	0	0	0	0	0	0	0	0	0	0
Numbers & Lottery	0	0	0	0	0	0	0	0	0	0	0	0	0	0	0	1	0	0	0	0	1
Gambling Other	0	0	0	0	0	0	0	0	1	2	2	0	0	2	5	2	2	5	8	0	29
Offenses-Family	6	0	2	1	0	2	0	5	4	8	5	8	4	7	24	21	25	8	11	0	141
DWI	0	0	0	6	13	37	0	137	132	145	162	121	109	102	412	274	263	255	879	0	3047
Liquor Violations	0	0	18	44	109	161	0	185	152	145	118	89	57	45	149	63	55	45	100	0	1535
Drunkenness	0	4	17	21	19	39	0	95	91	81	73	61	76	57	221	178	153	169	667	0	2022
Disorderly Conduct	55	57	83	53	111	115	0	147	173	113	95	83	80	62	165	129	66	54	188	0	1829
Vagrancy	0	0	6	11	16	11	0	5	8	7	5	7	3	9	16	16	11	14	48	0	193
All Other Offenses	55	80	209	197	228	246	0	395	357	301	259	224	210	163	530	307	228	184	427	0	4600
Suspicion	0	1	2	6	7	5	0	20	6	5	11	5	0	5	10	1	7	2	17	0	110
Curfew-Loitering	10	15	81	87	122	87	0	0	0	0	0	0	0	0	0	0	0	0	0	0	402
Run-Aways	12	33	192	172	181	125	0	0	0	0	0	0	0	0	0	0	0	0	0	0	715
Total	499	643	1497	1257	1629	1760	0	2100	1875	1583	1419	1133	953	846	2590	1534	1144	967	2806	0	26235

*These Categories include both Sale and Possession

B-41

Table B-VA 3I

1975 CARGO-COUNTY LIST OF ARRESTS BY AGE AND SEX OF OFFENDER
DOUGLAS COUNTY - FEMALES

OFFENSES	AGE																				Total
	Under 11	11-12	13-14	15	16	17	Un known	18	19	20	21	22	23	24	25-29	30-34	35-39	40-44	45+	Un known	
Murder & Non-Negligent Mnsltr.	0	0	0	0	1	0	0	0	0	0	0	0	0	0	0	0	1	0	0	0	2
Negligent Manslaughter	0	0	0	0	0	0	0	0	0	0	0	0	0	0	0	0	0	0	0	0	0
Forcible Rape	0	0	0	0	0	0	0	0	0	0	0	0	0	0	0	0	0	0	0	0	0
Robbery	0	0	0	0	0	0	0	0	0	0	0	0	0	0	0	0	0	0	0	0	0
Aggravated Assault	0	0	0	0	0	0	0	3	0	1	4	0	0	1	0	1	0	0	0	0	10
Burglary	1	0	0	0	0	0	0	0	3	0	0	1	2	0	1	0	0	0	0	0	8
Larceny Theft	1	0	1	0	4	6	0	3	5	1	1	5	0	0	2	2	0	0	1	0	32
Motor Vehicle Theft	0	0	0	0	0	0	0	0	2	0	0	0	0	0	0	0	0	0	0	0	2
Other Assaults	0	0	0	0	0	0	0	4	3	0	2	0	1	0	2	0	0	0	0	0	12
Arson	0	0	0	0	0	0	0	0	0	0	0	0	0	0	0	0	0	0	0	0	0
Forgery	0	0	0	0	0	0	0	0	3	0	1	0	0	0	0	1	2	0	0	0	7
Fraud	0	0	0	0	0	0	0	0	0	0	0	0	0	0	0	1	0	0	0	0	1
Embezzlement	0	0	0	0	0	0	0	0	0	0	0	0	0	0	0	0	0	0	0	0	0
Stolen Property	0	0	0	0	0	0	0	0	0	0	0	0	0	0	0	0	0	0	0	0	0
Vandalism	0	0	0	1	0	0	0	0	2	1	0	1	1	0	1	1	0	0	1	0	9
Weapons	0	0	0	0	0	0	0	0	0	0	0	0	0	0	0	0	0	0	0	0	0
Prostitution	0	0	0	0	0	0	0	0	0	0	0	0	0	0	0	0	0	0	0	0	0
Other Sex Offenses	0	0	0	0	0	0	0	0	0	0	0	0	0	0	1	0	0	0	0	0	1

B-42

Continued on next page

1975 CARGO-COUNTY LIST OF ARRESTS BY AGE AND SEX OF OFFENDER
DOUGLAS COUNTY - FEMALES

OFFENSES	AGE																				Total	
	Under 11	11-12	13-14	15	16	17	Un-known	18	19	20	21	22	23	24	25-29	30-34	35-39	40-44	45+	Un-known		
Narcotics*	0	0	0	0	0	0	0	0	0	0	0	0	0	0	0	0	0	0	0	0	0	0
Marijuana*	0	0	1	0	0	0	0	1	1	1	0	0	2	0	2	1	0	0	0	0	0	9
Synthetic Narcotics*	0	0	0	0	0	0	0	0	0	0	0	0	0	0	0	0	0	0	0	0	0	0
Other Drugs*	0	0	0	0	0	0	0	0	0	0	0	0	0	0	2	0	0	0	0	0	0	2
Bookmaking	0	0	0	0	0	0	0	0	0	0	0	0	0	0	0	0	0	0	0	0	0	0
Numbers & Lottery	0	0	0	0	0	0	0	0	0	0	0	0	0	0	0	0	0	0	0	0	0	0
Gambling Other	0	0	0	0	0	0	0	0	0	0	0	0	0	0	0	0	0	0	0	0	0	0
Offenses-Family	0	0	0	0	0	0	0	0	0	0	0	0	0	0	2	0	0	0	0	0	0	2
DWI	0	0	0	0	0	0	0	0	0	2	3	0	0	0	0	0	0	0	0	0	0	5
Liquor Violations	0	0	3	2	2	0	0	0	0	0	0	0	0	0	0	0	0	0	0	0	0	7
Drunkenness	0	0	0	0	0	0	0	0	0	0	0	0	0	0	0	1	0	0	0	0	0	1
Disorderly Conduct	0	0	0	0	0	2	0	2	0	2	2	0	0	0	3	0	0	0	0	0	0	11
Vagrancy	0	0	0	0	0	0	0	0	0	0	0	0	0	0	0	0	0	0	0	0	0	0
All Other Offenses	1	0	6	9	3	4	0	7	12	12	12	18	8	2	12	9	6	4	5	0	0	130
Suspicion	0	0	0	0	0	0	0	0	0	0	0	0	0	0	0	0	0	0	0	0	0	0
Curfew-Loitering	0	0	1	4	3	1	0	0	0	0	0	0	0	0	0	0	0	0	0	0	0	9
Run-Aways	0	0	10	16	15	8	0	0	0	0	0	0	0	0	0	0	0	0	0	0	0	49
Total	3	0	22	32	28	21	0	20	31	20	25	25	14	3	28	17	9	4	7	0	309	

*These Categories include both Sale and Possession

Table B-VA 3J

1975 CARGO-COUNTY LIST OF ARRESTS BY AGE AND SEX OF OFFENDER
JOHNSON COUNTY - FEMALES

OFFENSES	AGE																				Un known	Total	
	Under 11	11-12	13-14	15	16	17	Un known	18	19	20	21	22	23	24	25-29	30-34	35-39	40-44	45+	Un known			
Murder & Non-Negligent Mnsltr.	0	0	0	0	0	0	0	0	0	0	0	0	0	0	0	0	0	0	0	0	0	0	0
Negligent Manslaughter	0	0	0	0	0	0	0	0	0	0	0	0	0	0	0	0	0	0	0	0	0	0	0
Forcible Rape	0	0	0	0	0	0	0	0	0	0	0	0	0	0	0	0	0	0	0	0	0	0	0
Robbery	0	0	0	1	0	0	0	0	0	0	0	0	0	0	0	0	0	0	0	0	0	0	1
Aggravated Assault	0	0	5	0	1	2	0	1	0	1	0	0	0	0	0	0	0	0	1	0	0	0	11
Burglary	1	5	3	1	1	2	0	0	0	0	1	0	0	0	1	0	0	0	0	0	0	0	15
Larceny Theft	0	17	50	42	41	35	0	26	11	18	15	15	11	12	40	25	12	7	31	0	0	0	408
Motor Vehicle Theft	1	0	2	5	2	0	0	0	0	0	0	0	0	0	0	1	0	0	0	0	0	0	11
Other Assaults	0	0	5	0	1	1	0	2	1	1	1	3	3	0	6	2	2	2	1	0	0	0	31
Arson	0	0	0	0	0	1	0	0	0	0	0	0	0	0	0	0	0	0	0	0	0	0	1
Forgery	0	0	0	0	2	0	0	2	2	2	4	2	1	0	0	1	0	0	0	0	0	0	16
Fraud	1	0	0	0	1	3	0	5	3	5	6	4	6	1	22	12	5	1	3	0	0	0	78
Embezzlement	0	0	0	0	0	0	0	0	0	0	0	0	0	0	1	0	0	0	0	0	0	0	1
Stolen Property	0	0	2	2	2	1	0	0	0	0	0	0	0	0	1	0	0	0	0	0	0	0	8
Vandalism	2	2	14	4	1	0	0	3	1	1	0	0	2	1	0	0	2	1	0	0	0	0	34
Weapons	0	0	0	0	0	0	0	0	0	2	0	0	0	0	0	0	0	0	0	0	0	0	2
Prostitution	0	0	0	0	0	0	0	0	0	0	0	1	0	0	0	0	0	0	0	0	0	0	1
Other Sex Offenses	0	0	0	0	0	0	0	0	0	0	1	0	0	0	0	0	0	0	0	0	0	0	1

Continued on next page

B-44

1975 CARGO-COUNTY LIST OF ARRESTS BY AGE AND SEX OF OFFENDER

JOHNSON COUNTY-FEMALES

OFFENSES	AGE																				Total
	Under 11	11-12	13-14	15	16	17	Un-known	18	19	20	21	22	23	24	25-29	30-34	35-39	40-44	45+	Un-known	
Narcotics*	0	0	0	0	0	0	0	0	0	0	0	0	0	0	2	0	0	0	0	0	2
Marijuana*	0	1	9	10	14	4	0	4	4	1	1	0	1	1	2	1	0	0	0	0	53
Synthetic Narcotics*	0	0	0	1	0	0	0	0	0	0	0	1	0	0	0	0	0	0	0	0	2
Other Drugs*	0	0	0	2	0	0	0	0	1	0	2	1	0	0	0	0	0	0	0	0	6
Bookmaking	0	0	0	0	0	0	0	0	0	0	0	0	0	0	0	0	0	0	0	0	0
Numbers & Lottery	0	0	0	0	0	0	0	0	0	0	0	0	0	0	0	0	0	0	0	0	0
Gambling Other	0	0	0	0	0	0	0	0	0	0	0	0	0	0	0	0	0	0	0	0	0
Offenses-Family	0	0	0	0	1	0	0	0	0	0	0	0	0	0	0	0	0	0	0	0	1
DWI	0	0	0	0	1	2	0	4	2	4	2	3	1	1	11	14	19	15	29	0	108
Liquor Violations	0	0	4	5	9	7	0	3	1	1	1	0	1	1	0	1	1	1	3	0	39
Drunkenness	0	1	2	1	1	2	0	2	2	0	1	0	1	1	4	1	1	2	4	0	26
Disorderly Conduct	0	0	1	2	0	2	0	2	1	0	1	2	0	0	3	3	4	0	6	0	27
Vagrancy	0	0	0	0	0	0	0	0	0	0	0	0	0	0	0	0	0	0	0	0	0
All Other Offenses	3	5	31	33	32	24	0	14	16	20	19	24	10	14	52	36	23	12	18	0	386
Suspicion	0	0	0	0	0	0	0	0	0	0	0	0	0	0	0	1	0	0	0	0	1
Curfew-Loitering	0	0	0	3	0	0	0	0	0	0	0	0	0	0	0	0	0	0	0	0	3
Run-Aways	4	12	76	81	66	44	0	0	0	0	0	0	0	0	0	0	0	0	0	0	283
Total	12	43	204	193	176	130	0	68	45	56	55	56	37	32	145	98	69	41	96	0	1556

*These Categories include both Sale and Possession

B-45

Table B-VA 3K

1975 CARGO-COUNTY LIST OF ARRESTS BY AGE AND SEX OF OFFENDER

LEAVENWORTH COUNTY - FEMALES

OFFENSES	AGE																				Total	
	Under 11	11-12	13-14	15	16	17	Un-known	18	19	20	21	22	23	24	25-29	30-34	35-39	40-44	45+	Un-known		
Murder & Non-Negligent Mnsltr.	0	0	0	0	0	0	0	0	0	0	0	0	0	0	0	0	0	0	0	0	0	0
Negligent Manslaughter	0	0	0	0	0	0	0	0	0	0	0	0	0	0	0	0	0	0	0	0	0	0
Forcible Rape	0	0	0	0	0	0	0	0	0	0	0	2	0	0	0	0	0	0	0	0	0	2
Robbery	0	0	0	0	0	0	0	0	1	0	0	1	0	0	1	0	0	0	0	0	0	3
Aggravated Assault	0	0	0	0	0	0	0	0	0	0	0	0	0	0	1	0	1	0	2	0	0	4
Burglary	0	0	0	0	0	0	0	1	2	0	0	0	0	0	1	0	0	0	0	0	0	4
Larceny Theft	0	1	3	2	3	0	0	0	0	1	0	0	0	1	2	1	0	0	0	0	0	14
Motor Vehicle Theft	0	0	0	0	1	0	0	0	0	0	0	0	0	0	0	0	0	0	0	0	0	1
Other Assaults	0	0	0	0	0	1	0	0	0	1	0	0	1	0	1	0	0	0	1	0	0	5
Arson	0	0	0	0	0	0	0	0	0	0	0	0	0	0	0	0	0	0	0	0	0	0
Forgery	0	0	0	1	0	2	0	0	0	0	0	0	0	0	0	0	0	0	0	0	0	3
Fraud	0	0	0	0	0	0	0	0	0	0	1	0	0	0	2	0	0	0	0	0	0	3
Embezzlement	0	0	0	0	0	0	0	0	0	0	0	0	0	0	0	0	0	0	0	0	0	0
Stolen Property	0	0	0	0	0	0	0	0	0	0	0	0	0	0	0	0	0	0	0	0	0	0
Vandalism	0	1	0	0	0	0	0	0	0	0	1	0	0	0	0	0	0	0	0	0	0	2
Weapons	0	0	0	0	0	0	0	0	0	0	0	0	0	0	0	0	1	0	0	0	0	1
Prostitution	0	0	0	0	0	0	0	0	1	0	0	0	0	0	0	0	0	0	0	0	0	1
Other Sex Offenses	0	0	0	0	0	0	0	0	0	0	0	0	0	0	0	0	0	0	0	0	0	0

B-46

Continued on next page

1975 CARGO-COUNTY LIST OF ARRESTS BY AGE AND SEX OF OFFENDER
LEAVENWORTH COUNTY - FEMALES

OFFENSES	AGE																				Total	
	Under 11	11-12	13-14	15	16	17	Un-known	18	19	20	21	22	23	24	25-29	30-34	35-39	40-44	45+	Un-known		
Narcotics*	0	0	0	0	0	0	0	0	0	0	0	0	0	0	0	0	0	0	0	0	0	0
Marijuana*	0	0	0	0	0	0	0	1	0	0	1	0	0	0	0	0	0	0	0	0	0	2
Synthetic Narcotics*	0	0	0	0	1	0	0	0	0	0	0	0	0	0	0	0	0	0	0	0	0	1
Other Drugs*	0	0	0	1	0	0	0	1	0	0	0	0	0	0	0	1	0	0	0	0	0	3
Bookmaking	0	0	0	0	0	0	0	0	0	0	0	0	0	0	0	0	0	0	0	0	0	0
Numbers & Lottery	0	0	0	0	0	0	0	0	0	0	0	0	0	0	0	0	0	0	0	0	0	0
Gambling Other	0	0	0	0	0	0	0	0	0	0	0	0	0	0	0	0	0	0	0	0	0	0
Offenses-Family	0	0	0	0	0	0	0	0	0	0	0	0	0	0	0	0	0	0	0	0	0	0
DWI	0	0	0	0	0	0	0	0	0	0	2	1	0	1	0	2	3	0	1	0	0	10
Liquor Violations	0	0	0	0	3	1	0	0	0	0	0	0	0	0	0	0	0	0	0	0	0	4
Drunkenness	0	0	0	0	0	0	0	0	0	0	0	0	0	0	0	1	0	1	0	0	0	2
Disorderly Conduct	0	0	0	0	0	0	0	1	1	0	0	0	0	1	3	0	1	0	1	0	0	8
Vagrancy	0	0	0	0	0	0	0	0	0	0	0	0	0	0	0	2	0	0	0	0	0	2
All Other Offenses	0	0	7	6	3	6	0	1	3	5	4	1	0	0	8	0	2	1	2	0	0	49
Suspicion	0	0	0	0	0	0	0	0	0	0	0	0	0	0	0	0	0	0	0	0	0	0
Curfew-Loitering	0	0	3	5	4	3	0	0	0	0	0	0	0	0	0	0	0	0	0	0	0	15
Run-Aways	0	0	10	7	8	4	0	0	0	0	0	0	0	0	0	0	0	0	0	0	0	29
Total	0	2	23	22	23	17	0	5	8	7	9	1	3	19	7	8	2	7	0	0	168	

*These Categories include both Sale and Possession

B-47

Table B-VA 3L

1975 CARGO-COUNTY LIST OF ARRESTS BY AGE AND SEX OF OFFENDER
RENO COUNTY - FEMALES

OFFENSES	AGE																				Total	
	Under 11	11-12	13-14	15	16	17	Un-known	18	19	20	21	22	23	24	25-29	30-34	35-39	40-44	45+	Un-known		
Murder & Non-Negligent Mnsltr.	0	0	0	0	0	0	0	0	0	0	0	0	0	0	0	0	0	0	0	0	0	0
Negligent Manslaughter	0	0	0	0	0	0	0	0	0	0	0	0	0	0	0	0	0	0	0	0	0	0
Forcible Rape	0	0	0	0	0	0	0	0	0	0	0	0	0	0	0	0	0	0	0	0	0	0
Robbery	0	0	0	0	0	1	0	0	1	0	0	0	0	0	0	0	0	1	0	0	0	3
Aggravated Assault	0	0	0	0	0	0	0	0	0	0	0	0	0	0	0	0	0	2	0	0	0	2
Burglary	0	0	1	0	0	0	0	0	0	0	0	0	0	0	0	0	0	0	0	0	0	1
Larceny Theft	9	7	22	15	27	11	0	5	2	5	2	0	0	2	4	1	4	2	3	0	121	
Motor Vehicle Theft	0	0	0	0	0	0	0	0	0	0	0	0	0	0	0	0	0	0	0	0	0	0
Other Assaults	0	1	2	2	0	0	0	2	2	1	0	1	0	1	0	0	2	2	0	0	16	
Arson	0	0	0	0	0	0	0	0	0	0	0	0	0	0	0	0	0	0	0	0	0	0
Forgery	0	0	0	0	0	0	0	0	3	0	0	1	2	2	0	0	0	0	0	0	8	
Fraud	0	0	1	1	1	0	0	4	3	2	4	2	2	5	8	4	2	2	0	0	41	
Embezzlement	0	0	0	0	0	0	0	0	0	0	0	0	0	0	0	0	0	0	0	0	0	0
Stolen Property	0	0	0	0	0	0	0	0	0	0	0	0	0	0	0	0	0	0	0	0	0	0
Vandalism	0	0	1	0	1	0	0	0	0	0	0	0	0	0	0	0	0	0	0	0	2	
Weapons	0	0	0	0	0	0	0	0	0	0	0	0	0	0	0	0	0	0	0	0	0	0
Prostitution	0	0	0	0	0	0	0	0	0	0	0	0	2	0	0	0	0	0	0	0	2	
Other Sex Offenses	0	0	0	0	0	0	0	0	0	0	0	0	0	0	0	0	0	0	0	0	0	0

Continued on next page

B-48

1975 CARGO-COUNTY LIST OF ARRESTS BY AGE AND SEX OF OFFENDER

RENO COUNTY - FEMALES

OFFENSES	AGE																				Total	
	Under 11	11-12	13-14	15	16	17	Un-known	18	19	20	21	22	23	24	25-29	30-34	35-39	40-44	45+	Un-known		
Narcotics*	0	0	0	0	0	0	0	0	0	0	0	0	0	0	0	0	0	0	0	0	0	0
Marijuana*	0	0	0	2	0	0	0	1	6	4	2	1	1	0	0	2	0	0	0	0	0	19
Synthetic Narcotics*	0	0	0	0	0	0	0	0	1	1	0	0	0	0	0	0	0	0	0	0	0	2
Other Drugs*	0	0	0	0	0	0	0	1	2	0	1	0	0	0	0	0	0	0	0	0	0	4
Bookmaking	0	0	0	0	0	0	0	0	0	0	0	0	0	0	0	0	0	0	0	0	0	0
Numbers & Lottery	0	0	0	0	0	0	0	0	0	0	0	0	0	0	0	0	0	0	0	0	0	0
Gambling Other	0	0	0	0	0	0	0	0	0	0	0	0	0	0	0	0	0	0	0	0	0	0
Offenses-Family	0	0	0	0	0	0	0	0	0	0	0	0	0	0	0	0	1	0	0	0	0	1
DWI	0	0	0	0	0	0	0	0	0	1	2	1	0	0	5	2	2	2	3	0	0	18
Liquor Violations	0	1	0	0	2	0	0	2	2	1	4	0	1	0	2	0	0	0	1	0	0	16
Drunkenness	0	0	0	0	0	0	0	1	1	0	2	2	0	0	0	2	2	3	3	0	0	16
Disorderly Conduct	0	0	0	0	0	0	0	0	0	1	1	0	0	1	0	2	0	1	1	0	0	7
Vagrancy	0	0	0	0	0	0	0	0	0	0	0	0	0	0	0	0	0	0	0	0	0	0
All Other Offenses	0	0	1	1	0	0	0	3	1	3	3	1	1	1	4	2	2	4	3	0	0	30
Suspicion	0	0	0	0	0	0	0	0	0	0	0	0	0	0	0	0	0	0	0	0	0	0
Curfew-Loitering	0	2	7	2	4	4	0	0	0	0	0	0	0	0	0	0	0	0	0	0	0	19
Run-Aways	1	2	40	38	54	18	0	0	0	0	0	0	0	0	0	0	0	0	0	0	0	153
Total	10	13	75	61	89	34	0	19	24	19	21	9	9	12	23	15	15	19	14	0	481	

*These Categories include both Sale and Possession

B-49

Table B-VA 3M

1975 CARGO-COUNTY LIST OF ARRESTS BY AGE AND SEX OF OFFENDER

SEDGWICK COUNTY - FEMALES

OFFENSES	AGE																				Total
	Under 11	11-12	13-14	15	16	17	Un-known	18	19	20	21	22	23	24	25-29	30-34	35-39	40-44	45+	Un-known	
Murder & Non-Negligent Msltr.	0	0	0	0	0	0	0	0	0	0	0	0	0	0	2	2	0	1	0	0	5
Negligent Manslaughter	0	0	0	0	1	0	0	0	0	0	0	1	0	0	1	0	0	0	0	0	3
Forcible Rape	0	0	0	0	0	0	0	0	0	0	0	0	0	0	0	0	0	0	0	0	0
Robbery	0	3	0	1	1	0	0	4	1	2	2	0	2	1	2	0	0	1	0	0	20
Aggravated Assault	0	0	0	1	1	0	0	3	2	1	2	1	0	1	1	4	2	3	0	0	22
Burglary	6	10	17	10	4	12	0	9	4	0	3	2	0	2	2	3	0	0	2	0	86
Larceny Theft	27	103	205	94	132	87	0	64	54	60	34	25	27	27	57	24	26	21	11	31	1109
Motor Vehicle Theft	0	2	5	9	3	2	0	0	0	0	0	0	0	0	0	0	0	1	0	0	22
Other Assaults	3	1	6	6	9	5	0	2	5	0	0	1	2	1	8	7	3	2	7	0	68
Arson	0	0	0	0	0	0	0	1	0	0	0	0	0	0	0	0	0	2	0	0	3
Forgery	0	0	1	4	1	8	0	10	6	7	3	4	1	0	6	0	0	0	1	0	52
Fraud	0	0	0	1	1	0	0	4	3	5	1	1	3	3	1	4	2	0	0	0	29
Embezzlement	0	2	1	0	2	8	0	2	3	2	0	0	0	0	1	0	0	0	0	0	21
Stolen Property	0	0	1	1	0	0	0	1	2	4	0	0	0	0	1	0	0	0	1	0	11
Vandalism	2	2	4	4	2	5	0	1	2	0	0	0	0	0	1	0	0	0	0	0	23
Weapons	0	0	0	2	1	1	0	0	1	0	1	1	0	2	2	0	0	2	1	0	14
Prostitution	0	0	2	1	1	1	0	4	3	1	3	7	3	0	7	2	3	0	1	0	44
Other Sex Offenses	0	0	0	0	0	0	0	0	0	0	1	0	0	0	0	0	0	0	0	0	1

Continued on next page

1975 CARGO-COUNTY LIST OF ARRESTS BY AGE AND SEX OF OFFENDER
 SEDGWICK COUNTY - FEMALES

OFFENSES	AGE																				Total
	Under 11	11-12	13-14	15	16	17	Un-known	18	19	20	21	22	23	24	25-29	30-34	35-39	40-44	45+	Un-known	
Narcotics*	0	0	0	0	0	0	0	0	0	0	1	0	0	1	0	0	0	0	0	0	2
Marijuana*	0	0	3	5	1	3	0	2	2	1	2	0	0	2	1	1	0	0	0	0	23
Synthetic Narcotics*	0	0	0	0	0	0	0	1	0	0	0	0	0	0	0	0	0	0	0	0	1
Other Drugs*	0	0	0	0	2	0	0	1	0	0	1	0	2	0	0	0	0	0	0	0	6
Bookmaking	0	0	0	0	0	0	0	0	0	0	0	0	0	0	0	0	0	0	0	0	0
Numbers & Lottery	0	0	0	0	0	0	0	0	0	0	0	0	0	0	0	0	0	0	0	0	0
Gambling Other	0	0	0	0	0	0	0	0	0	0	0	0	0	0	0	0	0	0	0	0	0
Offenses-Family	2	0	0	0	0	0	0	0	0	0	0	0	0	1	0	0	0	0	0	0	3
DWI	0	0	0	0	1	0	0	4	1	0	0	0	1	2	2	5	7	5	16	0	44
Liquor Violations	0	0	6	3	9	19	0	2	2	0	1	0	1	1	1	0	1	1	5	0	52
Drunkenness	0	0	0	0	1	0	0	0	1	0	0	0	1	0	1	0	0	1	3	0	8
Disorderly Conduct	1	0	8	6	1	2	0	0	0	0	0	0	1	2	1	1	3	1	4	0	31
Vagrancy	0	1	4	2	1	1	0	0	0	0	0	0	0	0	0	0	0	0	0	0	9
All Other Offenses	1	3	17	18	20	23	0	2	3	1	2	0	0	0	4	2	4	1	1	0	102
Suspicion	0	0	0	0	0	0	0	0	0	0	0	0	0	0	0	0	0	0	1	0	1
Curfew-Loitering	1	5	12	13	3	4	0	0	0	0	0	0	0	0	0	0	0	0	0	0	38
Run-Aways	0	23	89	69	51	27	0	0	0	0	0	0	0	0	0	0	0	0	0	0	259
Total	43	155	381	250	249	208	0	117	95	84	62	43	44	45	103	55	51	42	54	31	2112

*These Categories include both Sale and Possession

B-51

Table B-VA 311

1975 CARGO-COUNTY LIST OF ARRESTS BY AGE AND SEX OF OFFENDER

SHAWNEE COUNTY - FEMALES

OFFENSES	AGE																				Total
	Under 11	11-12	13-14	15	16	17	Un-known	18	19	20	21	22	23	24	25-29	30-34	35-39	40-44	45+	Un-known	
Murder & Non-Negligent Mnsltr.	0	0	0	0	0	0	0	0	0	0	0	0	0	0	0	0	1	0	1	0	2
Negligent Manslaughter	0	0	0	0	0	0	0	0	0	0	0	0	0	0	0	0	0	0	0	0	0
Forcible Rape	0	0	0	0	0	0	0	0	0	0	0	0	0	0	0	0	0	0	0	0	0
Robbery	0	0	0	0	0	3	0	0	0	0	0	0	0	1	1	1	1	0	0	0	7
Aggravated Assault	0	0	4	0	1	2	0	2	0	0	0	0	0	0	0	1	0	0	2	0	12
Burglary	1	1	8	4	2	4	0	4	0	1	0	0	0	0	1	2	0	0	0	0	28
Larceny Theft	8	19	41	29	19	27	0	30	15	19	12	9	7	8	24	14	6	4	29	0	320
Motor Vehicle Theft	0	0	0	2	2	2	0	0	0	0	0	0	0	0	0	0	0	1	0	0	7
Other Assaults	4	0	3	6	4	1	0	4	4	10	6	2	2	2	11	6	6	4	6	0	81
Arson	0	0	0	0	0	0	0	0	0	0	0	0	0	0	0	0	0	0	0	0	0
Forgery	0	0	0	2	3	5	0	2	1	2	1	0	1	1	1	0	0	0	0	0	19
Fraud	0	0	0	0	0	3	0	0	0	0	1	0	0	0	1	0	1	0	0	0	6
Embezzlement	0	0	0	0	0	0	0	0	0	0	0	0	0	0	0	0	0	0	0	0	0
Stolen Property	1	0	0	0	0	1	0	1	0	0	1	0	0	0	0	0	0	0	0	0	4
Vandalism	0	0	3	4	1	1	0	0	0	0	0	0	0	0	0	0	1	0	0	0	10
Weapons	0	0	0	0	1	0	0	2	0	0	0	0	0	0	0	0	0	0	0	0	3
Prostitution	0	0	0	0	0	0	0	1	0	1	0	1	0	1	0	0	0	0	0	0	4
Other Sex Offenses	0	0	0	0	0	0	0	0	0	0	0	0	0	0	0	0	0	0	0	0	0

B-52

Continued on next page

1975 CARGO-COUNTY LIST OF ARRESTS BY AGE AND SEX OF OFFENDER
SHAWNEE COUNTY - FEMALES

OFFENSES	AGE																				Total	
	Under 11	11-12	13-14	15	16	17	Un-known	18	19	20	21	22	23	24	25-29	30-34	35-39	40-44	45+	Un-known		
Narcotics*	0	0	0	0	0	0	0	0	0	0	0	0	0	0	0	0	0	0	0	0	0	0
Marijuana*	0	0	2	4	4	8	0	7	7	5	3	4	1	0	8	0	2	0	0	0	0	55
Synthetic Narcotics*	0	0	0	0	0	0	0	0	0	0	0	0	0	0	0	0	0	0	0	0	0	0
Other Drugs*	0	0	0	0	0	0	0	0	0	0	1	0	0	0	0	0	0	0	0	0	0	1
Bookmaking	0	0	0	0	0	0	0	0	0	0	0	0	0	0	0	0	0	0	0	0	0	0
Numbers & Lottery	0	0	0	0	0	0	0	0	0	0	0	0	0	0	0	0	0	0	0	0	0	0
Gambling Other	0	0	0	0	0	0	0	0	0	0	0	0	0	0	0	0	0	0	0	0	0	0
Offenses-Family	0	0	0	0	0	0	0	0	0	0	0	0	0	0	0	0	0	0	0	0	0	0
DWI	0	0	0	0	1	1	0	3	2	3	0	2	3	3	9	9	6	8	22	0	0	72
Liquor Violations	0	0	2	0	5	0	0	1	1	1	3	0	1	1	2	2	1	1	1	0	0	22
Drunkenness	0	0	0	0	0	0	0	0	0	0	0	0	0	0	0	0	0	0	0	0	0	0
Disorderly Conduct	0	1	5	7	4	4	0	2	3	2	1	0	2	0	2	1	1	0	2	0	0	37
Vagrancy	0	0	0	0	0	0	0	0	0	0	1	0	0	0	0	0	0	0	0	0	0	1
All Other Offenses	0	0	2	2	4	4	0	11	14	28	18	26	27	22	76	51	44	32	66	0	0	427
Suspicion	0	0	0	0	0	0	0	0	0	0	0	0	0	0	0	0	0	0	0	0	0	0
Curfew-Loitering	0	0	0	0	1	0	0	0	0	0	0	0	0	0	0	0	0	0	0	0	0	1
Run-Aways	1	10	66	76	80	36	0	0	0	0	0	0	0	0	0	0	0	0	0	0	0	269
Total	15	31	136	136	132	102	0	70	47	72	48	44	44	39	136	87	70	50	129	0	1388	

*These Categories include both Sale and Possession

D-53

Table B-VA 30

1975 CARGO-COUNTY LIST OF ARRESTS BY AGE AND SEX OF OFFENDER
WYANDOTTE COUNTY - FEMALES

OFFENSES	AGE																				Total
	Under 11	11-12	13-14	15	16	17	Un-known	18	19	20	21	22	23	24	25-29	30-34	35-39	40-44	45+	Un-known	
Murder & Non-Negligent Mnsltr.	0	0	0	0	0	0	0	0	0	0	0	0	0	1	0	0	0	0	0	0	1
Negligent Manslaughter	0	0	0	0	0	0	0	0	0	0	0	0	0	0	0	0	0	0	0	0	0
Forcible Rape	0	0	0	0	0	0	0	0	0	0	0	0	0	0	0	0	0	0	0	0	0
Robbery	0	0	4	1	2	2	0	1	0	1	0	0	0	0	1	1	0	0	0	0	13
Aggravated Assault	0	0	5	2	3	0	0	3	4	1	1	0	1	0	0	6	3	4	2	0	35
Burglary	0	1	3	6	1	1	0	2	3	1	0	0	2	1	0	1	0	1	0	0	23
Larceny Theft	7	16	44	52	73	30	0	48	34	32	17	23	22	22	66	31	17	20	31	0	585
Motor Vehicle Theft	0	0	1	1	1	0	0	0	0	1	0	0	0	1	1	1	0	1	0	0	8
Other assaults	3	6	25	7	20	6	0	19	12	11	7	7	7	4	15	24	19	22	26	0	240
Arson	0	0	1	1	0	0	0	0	0	0	0	0	0	0	0	0	0	0	0	0	2
Forgery	0	0	0	1	0	0	0	3	2	1	0	0	0	0	3	2	1	1	0	0	14
Fraud	0	0	0	1	1	1	0	11	1	2	2	0	4	1	3	1	2	0	0	0	30
Embezzlement	0	0	0	0	0	0	0	0	0	0	0	0	0	0	0	0	0	0	0	0	0
Stolen Property	0	0	0	1	0	0	0	2	4	1	4	1	7	4	5	3	0	0	0	0	32
Vandalism	3	4	2	3	6	2	0	7	4	3	0	2	2	5	2	3	3	3	4	0	58
Weapons	0	0	0	2	2	1	0	3	3	1	2	0	2	1	1	4	1	1	0	0	24
Prostitution	0	0	1	0	0	0	0	1	3	1	4	2	3	3	3	2	0	0	0	0	23
Other Sex Offenses	0	0	2	1	0	0	0	0	0	0	3	0	1	1	2	0	0	2	0	0	12

Continued on next page

B-54

1975 CARGO-COUNTY LIST OF ARRESTS BY AGE AND SEX OF OFFENDER
 WYANDOTTE COUNTY - FEMALES

OFFENSES	AGE																				Total	
	Under 11	11-12	13-14	15	16	17	Un-known	18	19	20	21	22	23	24	25-29	30-34	35-39	40-44	45+	Un-known		
Narcotics*	0	0	0	0	0	0	0	0	0	0	0	0	0	0	0	0	0	0	0	0	0	0
Marijuana*	0	0	0	6	5	6	0	0	2	1	1	1	3	2	0	1	0	0	0	0	0	28
Synthetic Narcotics*	0	0	0	0	0	0	0	0	0	0	0	0	0	0	0	0	0	0	0	0	0	0
Other Drugs*	0	0	0	4	0	1	0	2	0	2	0	1	3	2	2	1	0	0	0	0	0	18
Bookmaking	0	0	0	0	0	0	0	0	0	0	0	0	0	0	0	0	0	0	0	0	0	0
Numbers & Lottery	0	0	0	0	0	0	0	0	0	0	0	0	0	0	0	0	0	0	0	0	0	0
Gambling Other	0	0	0	0	0	0	0	0	0	1	0	0	0	0	3	1	0	0	4	0	0	9
Offenses-Family	0	0	0	0	0	0	0	0	0	1	0	0	0	0	0	0	0	0	0	0	0	1
DWI	0	0	0	0	0	0	0	0	0	0	0	0	0	0	0	0	0	0	1	0	0	1
Liquor Violations	0	0	4	1	4	3	0	2	2	0	13	1	1	1	8	8	2	3	8	0	0	61
Drunkenness	0	0	0	0	0	0	0	0	0	0	0	0	0	0	0	0	0	0	0	0	0	0
Disorderly Conduct	0	0	16	9	36	10	0	20	24	18	19	21	16	27	42	44	46	27	46	0	0	421
Vagrancy	0	1	1	0	0	1	0	0	0	1	0	0	1	0	1	0	0	0	0	0	0	6
All Other Offenses	12	12	36	15	6	4	0	13	13	5	10	5	8	7	19	15	5	7	14	0	0	206
Suspicion	0	0	0	0	0	0	0	0	0	0	0	0	0	0	0	0	0	0	0	0	0	0
Curfew-Loitering	0	0	0	0	0	0	0	0	0	0	0	0	0	0	0	0	0	0	0	0	0	0
Run-Aways	4	10	79	56	55	15	0	0	0	0	0	0	0	0	0	0	0	0	0	0	0	219
Total	29	50	224	170	215	83	0	137	111	85	83	64	83	83	177	149	99	92	136	0	2070	

*These Categories include both Sale and Possession

B-55

Table B-VA 3P

1975 CARGO-COUNTY LIST OF ARRESTS BY AGE AND SEX OF OFFENDER
ALL OTHERS - FEMALES

OFFENSES	AGE																				Total
	Under 11	11-12	13-14	15	16	17	Un known	18	19	20	21	22	23	24	25-29	30-34	35-39	40-44	45+	Un known	
Murder & Non-Negligent Mnsltr.	0	0	0	0	0	0	0	1	0	0	1	1	0	0	0	0	3	1	1	0	8
Negligent Manslaughter	0	0	0	0	0	0	0	0	0	0	0	0	0	0	0	0	0	0	0	0	0
Forcible Rape	0	0	0	0	0	0	0	0	0	0	0	0	0	0	0	0	0	0	0	0	0
Robbery	0	0	1	1	1	2	0	2	2	1	1	0	0	0	0	0	0	0	0	0	11
Aggravated Assault	0	1	1	3	2	0	0	2	3	2	0	2	1	3	2	2	5	3	1	0	33
Burglary	11	6	17	9	11	6	0	6	6	2	3	0	1	2	4	0	4	0	0	0	88
Armed Robbery	26	43	108	44	66	60	0	62	67	34	36	30	23	17	53	38	14	18	54	0	793
Motor Vehicle Theft	1	0	5	6	7	5	0	6	7	1	3	1	0	0	2	2	0	0	0	0	46
Other Assaults	2	5	7	7	14	5	0	5	8	7	2	4	3	6	16	8	9	5	6	0	119
Arson	2	1	2	0	0	1	0	0	0	0	0	0	0	0	1	0	0	0	0	0	7
Forgery	0	0	1	8	6	4	0	12	8	6	3	4	9	3	10	8	1	1	0	0	84
Fraud	1	1	1	0	5	4	0	35	28	26	39	34	46	42	119	79	52	30	28	0	570
Embezzlement	0	0	0	0	0	0	0	2	0	0	0	0	0	1	2	0	0	0	0	0	5
Stolen Property	0	0	1	0	0	0	0	0	0	0	3	0	0	2	3	0	0	1	1	0	11
Vandalism	12	6	4	8	9	7	0	5	4	2	2	1	0	0	1	6	1	0	0	0	68
Weapons	0	0	0	0	2	0	0	3	1	2	1	0	0	1	2	3	1	1	0	0	17
Prostitution	0	0	0	0	2	1	0	5	4	4	1	6	2	1	2	1	0	2	0	0	31
Other Sex Offenses	1	0	0	1	0	2	0	0	0	0	0	0	0	2	0	0	0	0	0	0	6

B-56

Continued on next page

1975 CARGO-COUNTY LIST OF ARRESTS BY AGE AND SEX OF OFFENDER

ALL OTHERS - FEMALES

OFFENSES	AGE																				Total
	Under 11	11-12	13-14	15	16	17	Un-known	18	19	20	21	22	23	24	25-29	30-34	35-39	40-44	45+	Un-known	
Narcotics*	0	0	0	0	0	0	0	2	2	1	1	2	0	0	2	0	0	0	1	0	11
Marijuana*	0	1	11	9	18	19	0	30	33	13	10	5	4	5	16	7	2	0	1	0	184
Synthetic Narcotics*	0	0	0	0	2	1	0	1	3	4	0	0	1	1	1	2	0	0	0	0	16
Other Drugs*	0	0	0	0	1	3	0	3	1	4	1	3	3	0	0	0	0	0	0	0	19
Bookmaking	0	0	0	0	0	0	0	0	0	0	0	0	0	0	0	0	0	0	0	0	0
Numbers & Lottery	0	0	0	0	0	0	0	0	0	0	0	0	0	0	0	0	0	0	0	0	0
Gambling Other	0	0	0	0	0	0	0	0	0	0	0	0	0	0	0	0	0	0	0	0	0
Offenses-Family	8	1	2	3	1	1	0	1	1	0	1	0	1	2	4	2	2	0	1	0	31
DWI	0	0	0	0	1	4	0	6	9	7	4	3	5	7	17	21	27	16	51	0	178
Licour Violations	0	2	13	17	42	27	0	26	15	9	8	4	11	4	11	6	8	3	14	0	220
Drunkenness	0	0	4	9	0	2	0	3	1	6	3	3	4	3	12	20	13	14	49	0	146
Disorderly Conduct	11	9	25	19	23	16	0	10	17	10	13	11	10	3	24	14	13	9	22	0	259
Vagrancy	0	0	13	13	10	5	0	0	0	1	1	0	0	0	0	0	1	1	1	0	46
All Other Offenses	28	25	74	90	57	52	0	55	49	46	37	42	35	43	126	67	54	63	66	0	1009
Suspicion	2	1	0	2	5	3	0	0	1	3	1	0	0	0	2	1	0	0	1	0	22
Curfew-Loitering	0	5	44	47	24	24	0	0	0	0	0	0	0	0	0	0	0	0	0	0	144
Run-Aways	3	27	310	230	203	96	0	0	0	0	0	0	0	0	0	0	0	0	0	0	869
Total	108	134	644	526	512	350	0	283	270	191	175	156	159	148	432	287	210	168	298	0	5051

*These Categories include both Sale and Possession

B-57

Table B-VB 4-1

Recap Of 1975 Cargo-County List of Arrests By Race, Offense, County of Arrest, and Percentages*

ADULTS

County	Adult White		Adult Negro		Adult Indian		Adult Chinese		Adult Japanese		Adult Other		Adult Total		Juvenile Total**		County Total	
	Number	Percent	Number	Percent	Number	Percent	Number	Percent	Number	Percent	Number	Percent	Number	Percent	Number	Percent	Number	Percent
Douglas	1080	1.5	317	0.5	63	0.1	1	0.0	0	0.0	63	0.1	1524	2.1	336	0.4	1860	2.6
Johnson	4609	6.5	259	0.4	2	0.0	0	0.0	0	0.0	3	0.0	4873	6.8	3273	4.6	8146	11.4
Leavenworth	586	0.8	178	0.2	3	0.0	0	0.0	0	0.0	4	0.0	771	1.0	366	0.5	1137	1.6
Reno	1184	1.7	108	0.1	14	0.0	0	0.0	0	0.0	3	0.0	1309	1.9	830	1.2	2139	3.0
Sedgwick	3468	4.9	1314	1.9	65	0.1	0	0.0	1	0.0	190	0.3	5038	7.1	4497	6.3	9535	13.4
Shawnee	3235	4.5	593	0.8	43	0.0	0	0.0	0	0.0	9	0.0	3880	5.4	1786	2.5	5666	8.0
Wyandotte	4821	6.8	3492	4.9	22	0.0	0	0.0	0	0.0	8	0.0	8343	11.7	3334	4.7	11,677	16.3
All Others #	19,603	27.5	1703	2.4	260	0.4	8	0.0	3	0.0	93	0.1	21,670	30.4	9525	13.4	31,195	43.7
Grand Total	38,586	54.1	7964	11.2	472	0.6	9	0.0	4	0.0	373	0.5	47,408	66.4	23,947	33.6	71,355	100.0

*Totals reflect only reported race designations and do not necessarily equal the number of arrests.

**See: Recap of 1975 Cargo-County List of Arrests By Race, Offense, County of Arrest, and Percentages - JUVENILES

#This subtitle refers to 98 counties not separately listed. The totals cited are cumulative figures.

The average number of arrests per county within this group is 318 or .5% of the total number of arrests.

Recap Of 1975 Cargo-County List Of Arrests By Race, Offense, County Of Arrest, and Percentages*

Table B-VB 4-2

JUVENILES

County	Juvenile White		Juvenile Negro		Juvenile Indian		Juvenile Chinese		Juvenile Japanese		Juvenile Other		Juvenile Total		Adult Total**		County Total	
	Number	Percent	Number	Percent	Number	Percent	Number	Percent	Number	Percent	Number	Percent	Number	Percent	Number	Percent	Number	Percent
Douglas	277	0.4	48	0.0	6	0.0	0	0.0	0	0.0	5	0.0	336	0.4	1524	2.1	1860	2.6
Johnson	3223	4.5	43	0.0	1	0.0	0	0.0	0	0.0	6	0.0	3273	4.6	4873	6.8	8146	11.4
Leavenworth	322	0.4	43	0.0	0	0.0	0	0.0	0	0.0	1	0.0	366	0.5	771	1.0	1137	1.6
Reno	772	1.1	57	0.1	1	0.0	0	0.0	0	0.0	0	0.0	830	1.2	1309	1.9	2139	3.0
Sedgwick	3485	4.9	993	1.4	9	0.0	0	0.0	0	0.0	10	0.0	4497	6.3	5038	7.1	9535	13.4
Shawnee	1390	1.9	366	0.5	29	0.0	0	0.0	0	0.0	1	0.0	1786	2.5	3880	5.4	5666	8.0
Wyandotte	2080	2.9	1253	1.8	1	0.0	0	0.0	0	0.0	0	0.0	3334	4.7	8343	11.7	11,677	16.3
All Others #	8752	12.3	665	1.0	62	0.1	2	0.0	0	0.0	44	0.1	9525	13.4	21,670	30.4	31,195	43.7
Grand Total	20,301	28.4	3468	4.8	109	0.1	2	0.0	0	0.0	67	0.1	23,947	33.6	47,408	66.4	71,355	100.0

*Totals reflect only reported race designations and do not necessarily equal the number of arrests.

**See: Recap of 1975 Cargo-County List of Arrests By Race, Offense, County of Arrest, and Percentages - ADULTS

#This subtitle refers to 98 counties not separately listed. The totals cited are cumulative figures.

The average number of arrests per county within this group is 318 or .5% of the total number of arrests.

B-59

1975 Cargo-County List of Arrests By Race, Offense, and County of Arrest

Douglas County

Table B-VB 4A

OFFENSE	Adult White	Adult Negro	Adult Indian	Adult Chinese	Adult Japanese	Adult Other	Total Adult	Juvenile White	Juvenile Negro	Juvenile Indian	Juvenile Chinese	Juvenile Japanese	Juvenile Other	Juvenile Total	TOTAL
Murder/Non-neg. Manslaughter	3	0	0	0	0	0	3	1	0	0	0	0	0	1	4
Negligent Manslaughter	0	0	0	0	0	0	0	0	0	0	0	0	0	0	0
Forcible Rape	2	2	0	0	0	0	4	1	0	0	0	0	0	1	5
Robbery	5	7	0	0	0	1	13	1	0	0	0	0	0	1	14
Aggravated Assault	47	33	6	0	0	7	93	2	1	0	0	0	0	3	96
Burglary	37	32	6	0	0	2	77	14	1	0	0	0	0	15	92
Larceny Theft	93	32	4	0	0	3	132	29	13	0	0	0	0	42	174
Motor Vehicle Theft	7	3	3	0	0	4	17	8	6	1	0	0	0	15	32
Other Assaults	52	25	5	0	0	5	87	17	0	0	0	0	0	17	104
Arson	5	0	0	0	0	0	5	0	0	0	0	0	0	0	5
Forgery	10	7	1	0	0	0	18	0	0	0	0	0	0	0	18
Fraud	7	2	0	0	0	0	9	0	1	0	0	0	0	1	10
Embezzlement	1	0	0	0	0	0	1	0	0	0	0	0	0	0	1
Stolen Property	9	4	0	0	0	0	13	0	0	0	0	0	0	0	13
Vandalism	42	5	3	0	0	1	51	13	4	0	0	0	0	17	68
Weapons	9	1	0	0	0	0	10	2	0	0	0	0	0	2	12
Prostitution	0	0	0	0	0	0	0	0	0	0	0	0	0	0	0
Other Sex Offenses	8	0	0	0	0	0	8	3	0	0	0	0	0	3	11

Continued on next page.

B-60

1975 Cargo-County List of Arrests By Race, Offense, and County of Arrest

Douglas County

OFFENSE	Adult White	Adult Negro	Adult Indian	Adult Chinese	Adult Japanese	Adult Other	Total Adult	Juvenile White	Juvenile Negro	Juvenile Indian	Juvenile Chinese	Juvenile Japanese	Juvenile Other	Juvenile Total	TOTAL
Narcotics*	0	0	0	0	0	0	0	0	0	0	0	0	0	0	0
Marijuana*	31	7	6	0	0	0	44	3	0	0	0	0	1	4	48
Synthetic Narcotics*	0	0	0	0	0	0	0	0	0	0	0	0	0	0	0
Drugs - Other*	19	5	0	0	0	0	24	1	0	0	0	0	0	1	25
Bookmaking	0	0	0	0	0	0	0	0	0	0	0	0	0	0	0
Numbers and Lottery	1	0	0	0	0	0	1	0	0	0	0	0	0	0	1
All Other Gambling	3	0	0	0	0	0	3	0	0	0	0	0	0	0	3
Offenses - Family	10	3	0	0	0	0	13	0	0	0	0	0	0	0	13
DWI	70	9	4	0	0	6	89	0	0	0	0	0	0	0	89
Liquor Violations	3	1	0	0	0	0	4	14	2	1	0	0	0	17	21
Drunkenness	1	0	0	0	0	0	1	1	0	0	0	0	0	1	2
Disorderly Conduct	65	19	0	0	0	6	90	8	3	0	0	0	0	11	101
Vagrancy	5	0	0	0	0	0	5	0	0	0	0	0	0	0	5
All Other	525	120	25	1	0	28	699	44	11	2	0	0	2	59	758
Suspicion	10	0	0	0	0	0	10	6	0	0	0	0	0	6	16
Curfew - Loitering	0	0	0	0	0	0	0	28	3	2	0	0	0	33	33
Runaways	0	0	0	0	0	0	0	81	3	0	0	0	2	86	86
Total	1080	317	63	1	0	63	1524	277	43	6	0	0	5	336	1860

*These categories include both sale and possession.

B-61

1975 Cargo-County List of Arrests By Race, Offense, and County of Arrest

Table E-VE 4D

Johnson County

OFFENSE	Adult White	Adult Negro	Adult Indian	Adult Chinese	Adult Japanese	Adult Other	Total Adult	Juvenile White	Juvenile Negro	Juvenile Indian	Juvenile Chinese	Juvenile Japanese	Juvenile Other	Juvenile Total	TOTAL
Murder/Non-neg. Manslaughter	2	0	0	0	0	0	2	0	0	0	0	0	0	0	2
Negligent Manslaughter	3	0	0	0	0	0	3	1	0	0	0	0	0	1	4
Forcible Rape	12	1	0	0	0	0	13	3	0	0	0	0	0	3	16
Robbery	10	2	0	0	0	0	12	8	1	0	0	0	0	9	21
Aggravated Assault	88	3	0	0	0	0	91	59	1	0	0	0	0	60	151
Burglary	84	11	0	0	0	0	95	170	6	0	0	0	3	179	274
Larceny Theft	425	56	0	0	0	0	481	594	11	0	0	0	1	606	1087
Motor Vehicle Theft	21	2	0	0	0	0	23	72	0	0	0	0	0	72	95
Other Assaults	258	15	0	0	0	0	273	114	5	0	0	0	0	119	392
Arson	2	0	0	0	0	0	2	16	0	0	0	0	0	16	18
Forgery	34	3	0	0	0	0	37	13	0	0	0	0	0	13	50
Fraud	182	17	0	0	0	0	199	15	1	0	0	0	0	16	215
Embezzlement	1	0	0	0	0	0	1	0	0	0	0	0	0	0	1
Stolen Property	16	4	0	0	0	0	20	22	1	0	0	0	0	23	43
Vandalism	65	3	0	0	0	0	68	297	0	0	0	0	0	297	365
Weapons	39	2	0	0	0	0	41	23	0	0	0	0	0	23	64
Prostitution	3	0	0	0	0	0	3	0	0	0	0	0	0	0	3
Other Sex Offenses	8	3	0	0	0	0	11	11	0	0	0	0	0	11	22

Continued on next page.

B-62

1975 Cargo-County List of Arrests By Race, Offense, and County of Arrest

Johnson County

OFFENSE	Adult White	Adult Negro	Adult Indian	Adult Chinese	Adult Japanese	Adult Other	Total Adult	Juvenile White	Juvenile Negro	Juvenile Indian	Juvenile Chinese	Juvenile Japanese	Juvenile Other	Juvenile Total	TOTAL
Narcotics*	13	0	0	0	0	0	13	0	0	0	0	0	0	0	13
Marijuana*	157	9	0	0	0	0	166	213	1	0	0	0	0	214	380
Synthetic Narcotics*	5	0	0	0	0	0	5	4	0	0	0	0	0	4	9
Drugs - Other*	30	2	0	0	0	0	32	12	0	0	0	0	0	12	44
Bookmaking	0	0	0	0	0	0	0	0	0	0	0	0	0	0	0
Numbers and Lottery	0	0	0	0	0	0	0	0	0	0	0	0	0	0	0
All Other Gambling	0	0	0	0	0	0	0	0	0	0	0	0	0	0	0
Offenses - Family	23	0	0	0	0	0	23	3	0	0	0	0	0	3	26
DWI	856	16	1	0	0	0	873	30	0	0	0	0	0	30	903
Liquor Violations	164	4	1	0	0	0	169	171	1	0	0	0	2	174	343
Drunkenness	214	3	0	0	0	1	218	39	0	0	0	0	0	39	257
Disorderly Conduct	173	13	0	0	0	2	188	88	3	0	0	0	0	91	279
Vagrancy	0	2	0	0	0	0	2	0	0	0	0	0	0	0	2
All Other	1706	88	0	0	0	0	1794	592	2	0	0	0	0	594	2388
Suspicion	15	0	0	0	0	0	15	17	0	0	0	0	0	17	32
Curfew - Loitering	0	0	0	0	0	0	0	20	0	0	0	0	0	20	20
Runaways	0	0	0	0	0	0	0	616	10	1	0	0	0	627	627
Total	4609	259	2	0	0	3	4873	3223	43	1	0	0	6	3273	8146

*These categories include both sale and possession.

B-63

1975 Cargo-County List of Arrests By Race, Offense, and County of Arrest

Leavenworth County

Table B-VB 4C

OFFENSE	Adult White	Adult Negro	Adult Indian	Adult Chinese	Adult Japanese	Adult Other	Total Adult	Juvenile White	Juvenile Negro	Juvenile Indian	Juvenile Chinese	Juvenile Japanese	Juvenile Other	Juvenile Total	TOTAL
Murder/Non-neg. Manslaughter	1	0	0	0	0	0	1	0	0	0	0	0	0	0	1
Negligent Manslaughter	0	0	0	0	0	0	0	0	0	0	0	0	0	0	0
Forcible Rape	2	1	0	0	0	0	3	0	0	0	0	0	0	0	3
Robbery	10	0	0	0	0	0	10	1	0	0	0	0	0	1	11
Aggravated Assault	25	16	0	0	0	1	42	1	0	0	0	0	0	1	43
Burglary	29	9	1	0	0	0	39	29	10	0	0	0	0	39	78
Larceny Theft	37	7	0	0	0	0	44	41	12	0	0	0	0	53	97
Motor Vehicle Theft	5	1	0	0	0	0	6	9	0	0	0	0	0	9	15
Other Assaults	26	11	0	0	0	0	37	1	1	0	0	0	0	2	39
Arson	1	1	0	0	0	0	2	2	0	0	0	0	0	2	4
Forgery	0	0	0	0	0	0	0	3	0	0	0	0	0	3	3
Fraud	5	0	0	0	0	0	5	1	0	0	0	0	0	1	6
Embezzlement	0	0	0	0	0	0	0	0	0	0	0	0	0	0	0
Stolen Property	3	1	0	0	0	0	4	8	0	0	0	0	0	8	12
Vandalism	10	4	0	0	0	0	14	12	3	0	0	0	0	15	29
Weapons	7	7	0	0	0	0	14	0	0	0	0	0	0	0	14
Prostitution	12	1	0	0	0	0	13	0	0	0	0	0	0	0	13
Other Sex Offenses	2	2	0	0	0	0	4	0	0	0	0	0	0	0	4

Continued on next page.

B-64

1975 Cargo-County List of Arrests By Race, Offense, and County of Arrest

Leavenworth County

OFFENSE	Adult White	Adult Negro	Adult Indian	Adult Chinese	Adult Japanese	Adult Other	Total Adult	Juvenile White	Juvenile Negro	Juvenile Indian	Juvenile Chinese	Juvenile Japanese	Juvenile Other	Juvenile Total	TOTAL
Narcotics*	0	0	0	0	0	0	0	0	0	0	0	0	0	0	0
Marijuana*	29	9	0	0	0	0	38	13	2	0	0	0	0	15	53
Synthetic Narcotics*	1	0	0	0	0	0	1	1	0	0	0	0	0	1	2
Drugs - Other*	8	0	0	0	0	0	8	1	0	0	0	0	0	1	9
Bookmaking	0	0	0	0	0	0	0	0	0	0	0	0	0	0	0
Numbers and Lottery	0	0	0	0	0	0	0	0	0	0	0	0	0	0	0
All Other Gambling	3	0	0	0	0	0	3	0	0	0	0	0	0	0	3
Offenses - Family	3	0	0	0	0	0	3	0	0	0	0	0	0	0	3
DWI	111	23	0	0	0	0	134	3	0	0	0	0	0	3	137
Liquor Violations	11	0	0	0	0	0	11	18	0	0	0	0	0	18	29
Drunkenness	8	4	0	0	0	0	12	0	0	0	0	0	0	0	12
Disorderly Conduct	39	13	0	0	0	2	54	7	0	0	0	0	0	7	61
Vagrancy	6	1	0	0	0	0	7	0	0	0	0	0	0	0	7
All Other	190	67	2	0	0	1	260	62	8	0	0	0	1	71	331
Suspicion	2	0	0	0	0	0	2	0	0	0	0	0	0	0	2
Curfew - Loitering	0	0	0	0	0	0	0	65	4	0	0	0	0	69	69
Runaways	0	0	0	0	0	0	0	44	3	0	0	0	0	47	47
Total	586	178	3	0	0	4	771	322	43	0	0	0	1	366	1137

*These categories include both sale and possession.

B-65

1975 Cargo-County List of Arrests By Race, Offense, and County of Arrest

Table B-VB 4D

Reno County

OFFENSE	Adult White	Adult Negro	Adult Indian	Adult Chinese	Adult Japanese	Adult Other	Total Adult	Juvenile White	Juvenile Negro	Juvenile Indian	Juvenile Chinese	Juvenile Japanese	Juvenile Other	Juvenile Total	TOTAL
Murder/Non-neg. Manslaughter	0	0	0	0	0	0	0	0	0	0	0	0	0	0	0
Negligent Manslaughter	0	0	0	0	0	0	0	0	0	0	0	0	0	0	0
Forcible Rape	4	1	0	0	0	0	5	0	0	0	0	0	0	0	5
Robbery	13	7	0	0	0	0	20	3	7	0	0	0	0	10	30
Aggravated Assault	16	7	0	0	0	0	23	0	0	0	0	0	0	0	23
Burglary	45	4	0	0	0	0	49	45	4	0	0	0	0	49	98
Larceny Theft	95	8	0	0	0	0	103	167	18	0	0	0	0	185	288
Motor Vehicle Theft	8	0	1	0	0	0	9	11	0	1	0	0	0	12	21
Other Assaults	45	6	2	0	0	0	53	26	4	0	0	0	0	30	83
Arson	0	0	0	0	0	0	0	4	0	0	0	0	0	4	4
Forgery	18	7	0	0	0	0	25	0	2	0	0	0	0	2	27
Fraud	100	7	0	0	0	0	107	7	1	0	0	0	0	8	115
Embezzlement	0	0	0	0	0	0	0	0	0	0	0	0	0	0	0
Stolen Property	0	0	0	0	0	0	0	0	0	0	0	0	0	0	0
Vandalism	5	0	0	0	0	0	5	13	0	0	0	0	0	13	18
Weapons	10	4	0	0	0	0	14	1	0	0	0	0	0	1	15
Prostitution	0	2	0	0	0	0	2	0	0	0	0	0	0	0	2
Other Sex Offenses	5	0	0	0	0	0	5	1	0	0	0	0	0	1	6

Continued on next page.

B-66

1975 Cargo-County List of Arrests By Race, Offense, and County of Arrest

Reno County

OFFENSE	Adult White	Adult Negro	Adult Indian	Adult Chinese	Adult Japanese	Adult Other	Total Adult	Juvenile White	Juvenile Negro	Juvenile Indian	Juvenile Chinese	Juvenile Japanese	Juvenile Other	Juvenile Total	TOTAL
Narcotics*	1	0	0	0	0	0	1	0	0	0	0	0	0	0	1
Marijuana*	119	11	0	0	0	0	130	12	0	0	0	0	0	12	142
Synthetic Narcotics*	7	1	0	0	0	0	8	1	0	0	0	0	0	1	9
Drugs - Other*	16	1	0	0	0	0	17	0	0	0	0	0	0	0	17
Bookmaking	0	0	0	0	0	0	0	0	0	0	0	0	0	0	0
Numbers and Lottery	0	0	0	0	0	0	0	0	0	0	0	0	0	0	0
All Other Gambling	0	0	0	0	0	0	0	0	0	0	0	0	0	0	0
Offenses - Family	10	1	0	0	0	0	11	0	0	0	0	0	0	0	11
DWI	230	12	1	0	0	0	243	4	0	0	0	0	0	4	247
Liquor Violations	166	14	0	0	0	0	180	30	0	0	0	0	0	30	210
Drunkenness	124	3	8	0	0	2	137	0	0	0	0	0	0	0	137
Disorderly Conduct	50	6	2	0	0	0	58	7	0	0	0	0	0	7	65
Vagrancy	0	0	0	0	0	0	0	0	0	0	0	0	0	0	0
All Other	97	6	0	0	0	1	104	23	0	0	0	0	0	23	127
Suspicion	0	0	0	0	0	0	0	0	0	0	0	0	0	0	0
Curfew - Loitering	0	0	0	0	0	0	0	99	4	0	0	0	0	103	103
Runaways	0	0	0	0	0	0	0	318	17	0	0	0	0	335	335
Total	1184	108	14	0	0	3	1309	772	57	1	0	0	0	830	2139

*These categories include both sale and possession.

B-67

1975 Cargo-County List of Arrests By Race, Offense, and County of Arrest

Sedgwick County

Table E-VB 4E

OFFENSE	Adult White	Adult Negro	Adult Indian	Adult Chinese	Adult Japanese	Adult Other	Total Adult	Juvenile White	Juvenile Negro	Juvenile Indian	Juvenile Chinese	Juvenile Japanese	Juvenile Other	Juvenile Total	TOTAL
Murder/Non-neg. Manslaughter	22	9	0	0	0	1	32	0	0	0	0	0	0	0	32
Negligent Manslaughter	4	2	0	0	0	0	6	1	0	0	0	0	0	1	7
Forcible Rape	16	9	0	0	0	3	28	2	3	0	0	0	0	5	33
Robbery	94	110	2	0	0	8	214	15	15	0	0	0	0	30	244
Aggravated Assault	106	87	2	0	0	6	201	9	9	0	0	0	0	18	219
Burglary	351	181	2	0	0	11	545	434	171	0	0	0	0	605	1150
Larceny Theft	759	381	9	0	1	25	1175	1277	503	2	0	0	5	1787	2962
Motor Vehicle Theft	69	21	0	0	0	7	97	188	40	0	0	0	2	230	327
Other Assaults	234	82	6	0	0	14	336	104	58	0	0	0	0	162	498
Arson	11	5	0	0	0	0	16	4	0	0	0	0	0	4	20
Forgery	62	45	4	0	0	3	114	16	10	0	0	0	0	26	140
Fraud	63	21	0	0	0	0	84	7	0	0	0	0	0	7	91
Embezzlement	30	5	0	0	0	0	35	18	4	0	0	0	0	22	57
Stolen Property	23	16	0	0	0	1	40	19	13	0	0	0	0	32	72
Vandalism	57	15	1	0	0	8	81	206	30	2	0	0	2	240	321
Weapons	107	72	2	0	0	8	189	35	7	0	0	0	0	42	231
Prostitution	20	22	0	0	0	42	84	1	4	0	0	0	0	5	89
Other Sex Offenses	28	9	0	0	0	3	40	21	2	0	0	0	0	23	63

Continued on next page.

B-68

1975 Cargo-County List of Arrests By Race, Offense, and County of Arrest

Sedgwick County

OFFENSE	Adult White	Adult Negro	Adult Indian	Adult Chinese	Adult Japarese	Adult Other	Total Adult	Juvenile White	Juvenile Negro	Juvenile Indian	Juvenile Chinese	Juvenile Japanese	Juvenile Other	Juvenile Total	TOTAL
Narcotics*	10	8	0	0	0	0	18	0	0	0	0	0	0	0	18
Marijuana*	63	8	0	0	0	0	71	87	1	0	0	0	0	88	159
Synthetic Narcotics*	5	0	0	0	0	0	5	0	0	0	0	0	0	0	5
Drugs - Other*	30	8	1	0	0	0	39	7	0	0	0	0	0	7	46
Bookmaking	0	0	0	0	0	0	0	0	0	0	0	0	0	0	0
Numbers and Lottery	0	0	0	0	0	0	0	0	0	0	0	0	0	0	0
All Other Gambling	2	2	0	0	0	1	5	0	0	0	0	0	0	0	5
Offenses - Family	3	0	0	0	0	0	3	4	0	0	0	0	0	4	7
DWI	572	60	4	0	0	18	654	5	0	0	0	0	0	5	659
Liquor Violations	130	43	3	0	0	8	184	97	6	1	0	0	0	104	288
Drunkenness	189	7	21	0	0	7	224	1	0	0	0	0	0	1	225
Disorderly Conduct	180	31	6	0	0	9	226	108	39	0	0	0	0	147	373
Vagrancy	5	0	1	0	0	0	6	19	11	0	0	0	0	30	36
All Other	220	54	1	0	0	7	282	284	38	1	0	0	0	323	605
Suspicion	3	1	0	0	0	0	4	0	0	0	0	0	0	0	4
Curfew - Loitering	0	0	0	0	0	0	0	134	7	0	0	0	0	141	141
Runaways	0	0	0	0	0	0	0	382	22	3	0	0	1	408	408
Total	3468	1314	65	0	1	190	5038	3485	993	9	0	0	10	4497	9535

*These categories include both sale and possession.

B-69

1975 Cargo-County List of Arrests By Race, Offense, and County of Arrest

Shawnee County

Table B-VB 4F

OFFENSE	Adult White	Adult Negro	Adult Indian	Adult Chinese	Adult Japanese	Adult Other	Total Adult	Juvenile White	Juvenile Negro	Juvenile Indian	Juvenile Chinese	Juvenile Japanese	Juvenile Other	Juvenile Total	TOTAL
Murder/Non-neg. Manslaughter	4	5	0	0	0	0	9	0	0	0	0	0	0	0	9
Negligent Manslaughter	1	0	0	0	0	0	1	0	0	0	0	0	0	0	1
Forcible Rape	16	3	2	0	0	0	21	3	4	0	0	0	0	7	28
Robbery	20	13	0	0	0	0	33	10	10	0	0	0	0	20	53
Aggravated Assault	31	15	1	0	0	1	48	21	12	1	0	0	0	34	82
Burglary	87	19	2	0	0	0	108	165	40	5	0	0	0	210	318
Larceny Theft	330	113	4	0	0	0	447	287	141	7	0	0	1	436	883
Motor Vehicle Theft	12	3	0	0	0	0	15	40	1	0	0	0	0	41	56
Other Assaults	281	75	9	0	0	0	365	62	33	0	0	0	0	95	460
Arson	2	0	0	0	0	0	2	4	5	0	0	0	0	9	11
Forgery	15	10	0	0	0	0	25	16	2	0	0	0	0	18	43
Fraud	15	2	0	0	0	0	17	4	0	1	0	0	0	5	22
Embezzlement	0	0	0	0	0	0	0	1	0	0	0	0	0	1	1
Stolen Property	5	5	0	0	0	0	10	13	5	0	0	0	0	18	28
Vandalism	29	4	0	0	0	0	33	110	12	3	0	0	0	125	158
Weapons	28	9	0	0	0	0	37	5	4	0	0	0	0	9	46
Prostitution	5	2	0	0	0	0	7	2	0	0	0	0	0	2	9
Other Sex Offenses	7	1	0	0	0	0	8	11	4	0	0	0	0	15	23

Continued on next page.

B-70

1975 Cargo-County List of Arrests By Race, Offense, and County of Arrest

Shawnee County

OFFENSE	Adult White	Adult Negro	Adult Indian	Adult Chinese	Adult Japanese	Adult Other	Total Adult	Juvenile White	Juvenile Negro	Juvenile Indian	Juvenile Chinese	Juvenile Japanese	Juvenile Other	Juvenile Total	TOTAL
Narcotics*	8	3	0	0	0	0	11	0	0	0	0	0	0	0	11
Marijuana*	171	39	0	0	0	5	215	75	7	0	0	0	0	82	297
Synthetic Narcotics*	1	0	0	0	0	0	1	0	0	0	0	0	0	0	1
Drugs - Other*	6	1	0	0	0	0	7	0	0	0	0	0	0	0	7
Bookmaking	0	0	0	0	0	0	0	0	0	0	0	0	0	0	0
Numbers and Lottery	0	0	0	0	0	0	0	0	0	0	0	0	0	0	0
All Other Gambling	0	6	0	0	0	0	6	0	0	0	0	0	0	0	6
Offenses - Family	0	0	0	0	0	0	0	0	0	0	0	0	0	0	0
DWI	775	89	9	0	0	1	874	28	0	0	0	0	0	28	902
Liquor Violations	189	26	0	0	0	0	215	58	1	0	0	0	0	59	274
Drunkenness	5	0	0	0	0	0	5	0	0	0	0	0	0	0	5
Disorderly Conduct	132	21	5	0	0	0	158	69	21	1	0	0	0	91	249
Vagrancy	1	3	0	0	0	0	4	0	0	0	0	0	0	0	4
All Other	1059	126	11	0	0	2	1198	35	8	1	0	0	0	44	1242
Suspicion	0	0	0	0	0	0	0	3	2	0	0	0	0	5	5
Curfew - Loitering	0	0	0	0	0	0	0	3	1	0	0	0	0	4	4
Runaways	0	0	0	0	0	0	0	365	53	10	0	0	0	428	428
Total	3235	593	43	0	0	9	3880	1390	366	29	0	0	1	1786	5666

*These categories include both sale and possession.

L-71

1975 Cargo-County List of Arrests By Race, Offense, and County of Arrest

Table B-VB 4G

WYANDOTTE COUNTY

OFFENSE	Adult White	Adult Negro	Adult Indian	Adult Chinese	Adult Japanese	Adult Other	Total Adult	Juvenile White	Juvenile Negro	Juvenile Indian	Juvenile Chinese	Juvenile Japanese	Juvenile Other	Juvenile Total	TOTAL
Murder/Non-neg. Manslaughter	14	10	0	0	0	0	24	1	0	0	0	0	0	1	25
Negligent Manslaughter	0	0	0	0	0	0	0	1	0	0	0	0	0	1	1
Forcible Rape	11	16	0	0	0	0	27	1	11	0	0	0	0	12	39
Robbery	18	85	0	0	0	0	103	11	66	0	0	0	0	77	180
Aggravated Assault	94	108	1	0	0	0	203	28	32	0	0	0	0	60	263
Burglary	108	103	0	0	0	0	211	234	195	0	0	0	0	429	640
Larceny Theft	372	421	3	0	0	0	796	351	366	0	0	0	0	717	1513
Motor Vehicle Theft	34	41	0	0	0	0	75	90	24	0	0	0	0	114	189
Other Assaults	840	549	2	0	0	2	1393	143	111	0	0	0	0	254	1647
Arson	6	1	1	0	0	0	8	18	0	0	0	0	0	18	26
Forgery	4	16	0	0	0	0	20	1	1	0	0	0	0	2	22
Fraud	23	33	0	0	0	0	56	2	7	0	0	0	0	9	65
Embezzlement	0	0	0	0	0	0	0	0	0	0	0	0	0	0	0
Stolen Property	76	86	1	0	0	0	163	30	23	0	0	0	0	53	216
Vandalism	230	113	0	0	0	0	343	194	36	0	0	0	0	230	573
Weapons	167	174	0	0	0	0	341	28	24	0	0	0	0	52	393
Prostitution	17	16	0	0	0	0	33	0	1	0	0	0	0	1	34
Other Sex Offenses	51	32	4	0	0	0	87	14	13	0	0	0	0	27	114

Continued on next page.

B-72

1975 Cargo-County List of Arrests By Race, Offense, and County of Arrest

WYANDOTTE COUNTY

OFFENSE	Adult White	Adult Negro	Adult Indian	Adult Chinese	Adult Japanese	Adult Other	Total Adult	Juvenile White	Juvenile Negro	Juvenile Indian	Juvenile Chinese	Juvenile Japanese	Juvenile Other	Juvenile Total	TOTAL
Narcotics*	0	0	0	0	0	0	0	0	0	0	0	0	0	0	0
Marijuana*	188	88	0	0	0	0	276	117	29	0	0	0	0	146	422
Synthetic Narcotics*	79	37	0	0	0	0	116	18	4	0	0	0	0	22	138
Drugs - Other*	0	0	0	0	0	0	0	0	0	0	0	0	0	0	0
Bookmaking	0	0	0	0	0	0	0	0	0	0	0	0	0	0	0
Numbers and Lottery	0	0	0	0	0	0	0	0	0	0	0	0	0	0	0
All Other Gambling	19	89	0	0	0	0	108	0	3	0	0	0	0	3	111
Offenses - Family	2	3	0	0	0	0	5	0	0	0	0	0	0	0	5
DWI	19	1	0	0	0	0	20	0	0	0	0	0	0	0	20
Liquor Violations	187	98	0	0	0	0	285	45	6	0	0	0	0	51	336
Drunkenness	1	1	0	0	0	0	2	0	0	0	0	0	0	0	2
Disorderly Conduct	1651	959	9	0	0	0	2621	187	85	0	0	0	0	272	2893
Vagrancy	2	3	0	0	0	0	5	1	12	0	0	0	0	13	18
All Other	608	409	1	0	0	4	1022	250	158	1	0	0	0	409	1431
Suspicion	0	0	0	0	0	0	0	0	0	0	0	0	0	0	0
Curfew - Loitering	0	0	0	0	0	0	0	2	0	0	0	0	0	2	2
Runaways	0	0	0	0	0	0	0	313	46	0	0	0	0	359	359
Total	4821	3492	22	0	0	8	8343	2080	1253	1	0	0	0	3334	11677

*These categories include both sale and possession.

B-73

CONTINUED

6 OF 7

1975 Cargo-County List of Arrests By Race, Offense, and County of Arrest

Table B-VB 4H

ALL OTHER

OFFENSE	Adult White	Adult Negro	Adult Indian	Adult Chinese	Adult Japanese	Adult Other	Total Adult	Juvenile White	Juvenile Negro	Juvenile Indian	Juvenile Chinese	Juvenile Japanese	Juvenile Other	Juvenile Total	TOTAL
Murder/Non-neg. Manslaughter	21	4	0	0	0	0	25	1	0	0	0	0	0	1	26
Negligent Manslaughter	7	0	1	0	0	0	8	1	0	0	0	0	0	1	9
Forcible Rape	50	6	0	0	0	5	61	8	0	0	0	0	2	10	71
Robbery	82	24	0	0	0	0	106	37	10	0	0	0	0	47	153
Aggravated Assault	419	64	7	0	0	0	490	45	4	1	0	0	1	51	541
Burglary	781	73	4	0	0	4	862	827	77	2	0	0	0	906	1768
Larceny Theft	1666	317	16	3	1	20	2023	1541	202	5	1	0	2	1751	3774
Motor Vehicle Theft	227	20	2	0	0	3	252	312	11	6	0	0	2	331	583
Other Assaults	760	121	8	0	0	3	892	188	31	1	0	0	1	221	1113
Arson	24	0	0	0	0	0	24	49	0	0	0	0	0	49	73
Forgery	231	22	5	0	0	0	258	61	7	0	0	0	0	68	326
Fraud	1669	79	5	0	0	3	1756	37	3	0	0	0	0	40	1796
Embezzlement	27	0	0	0	0	0	27	1	0	0	0	0	0	1	28
Stolen Property	85	16	1	0	0	0	102	35	1	0	0	0	0	36	138
Vandalism	240	13	4	0	0	2	259	699	22	7	0	0	7	735	994
Weapons	126	38	5	0	0	2	171	58	5	1	0	0	0	64	235
Prostitution	16	13	0	0	0	0	29	1	2	0	0	0	0	3	32
Other Sex Offenses	135	6	1	0	0	1	143	20	1	0	0	0	0	21	164

Continued on next page.

B-74

1975 Cargo-County List of Arrests By Race, Offense, and County of Arrest

WYANDOTTE COUNTY

OFFENSE	Adult White	Adult Negro	Adult Indian	Adult Chinese	Adult Japanese	Adult Other	Total Adult	Juvenile White	Juvenile Negro	Juvenile Indian	Juvenile Chinese	Juvenile Japanese	Juvenile Other	Juvenile Total	TOTAL
Narcotics*	0	0	0	0	0	0	0	0	0	0	0	0	0	0	0
Marijuana*	188	88	0	0	0	0	276	117	29	0	0	0	0	146	422
Synthetic Narcotics*	79	37	0	0	0	0	116	18	4	0	0	0	0	22	138
Drugs - Other*	0	0	0	0	0	0	0	0	0	0	0	0	0	0	0
Bookmaking	0	0	0	0	0	0	0	0	0	0	0	0	0	0	0
Numbers and Lottery	0	0	0	0	0	0	0	0	0	0	0	0	0	0	0
All Other Gambling	19	89	0	0	0	0	108	0	3	0	0	0	0	3	111
Offenses - Family	2	3	0	0	0	0	5	0	0	0	0	0	0	0	5
DWI	19	1	0	0	0	0	20	0	0	0	0	0	0	0	20
Liquor Violations	187	98	0	0	0	0	285	45	6	0	0	0	0	51	336
Drunkenness	1	1	0	0	0	0	2	0	0	0	0	0	0	0	2
Disorderly Conduct	1651	959	9	0	0	2	2621	187	85	0	0	0	0	272	2893
Vagrancy	2	3	0	0	0	0	5	1	12	0	0	0	0	13	18
All Other	608	409	1	0	0	4	1022	250	158	1	0	0	0	409	1431
Suspicion	0	0	0	0	0	0	0	0	0	0	0	0	0	0	0
Curfew - Loitering	0	0	0	0	0	0	0	2	0	0	0	0	0	2	2
Runaways	0	0	0	0	0	0	0	313	46	0	0	0	0	359	359
Total	4821	3492	22	0	0	8	8343	2080	1253	1	0	0	0	3334	11677

*These categories include both sale and possession.

1975 Cargo-County List of Arrests By Race, Offense, and County of Arrest

ALL OTHER

OFFENSE	Adult White	Adult Negro	Adult Indian	Adult Chinese	Adult Japanese	Adult Other	Total Adult	Juvenile White	Juvenile Negro	Juvenile Indian	Juvenile Chinese	Juvenile Japanese	Juvenile Other	Juvenile Total	TOTAL
Narcotics*	36	30	1	0	0	0	67	4	0	0	0	0	0	4	71
Marijuana*	1167	76	11	1	0	9	1264	357	9	0	0	0	4	370	1634
Synthetic Narcotics*	62	4	0	0	0	0	66	11	0	0	0	0	0	11	77
Drugs - Other*	78	8	0	0	0	0	86	24	0	0	0	0	0	24	110
Bookmaking	0	0	0	0	0	0	0	0	0	0	0	0	0	0	0
Numbers and Lottery	1	0	0	0	0	0	1	0	0	0	0	0	0	0	1
All Other Gambling	26	3	0	0	0	0	29	0	0	0	0	0	0	0	29
Offenses - Family	141	4	0	0	0	0	145	27	0	0	0	0	0	27	172
DWI	3006	116	35	1	0	6	3164	61	0	0	0	0	0	61	3225
Liquor Violations	1247	67	1	0	0	6	1321	421	7	0	0	0	4	432	1753
Drunkenness	1819	155	67	1	0	10	2052	110	4	1	0	0	0	115	2167
Disorderly Conduct	1343	141	18	1	1	5	1509	506	64	4	1	0	0	575	2084
Vagrancy	140	9	3	1	0	1	154	80	4	1	0	0	0	85	239
All Other	3887	269	65	0	1	4	4226	1204	97	19	0	0	7	1327	5553
Suspicion	84	5	0	0	0	9	98	28	6	0	0	0	0	34	132
Curfew - Loitering	0	0	0	0	0	0	0	513	28	0	0	0	3	544	544
Runaways	0	0	0	0	0	0	0	1485	70	14	0	0	11	1580	1580
Total	19603	1703	260	8	3	93	21670	8752	665	62	2	0	44	9525	31195

*These categories include both sale and possession.

1975 ARRESTS BY ORDINAL RANK AND PERCENT

Table B-VC 5

OFFENSE	ARREST TOTAL	% TOTAL ARRESTS
All Other Offenses	12,494	17.51
Larceny Theft	10,782	15.11
DWI	6,182	8.66
Disorderly Conduct	6,094	8.54
Burglary	4,418	6.19
Other Assaults	4,339	6.08
Runaways	3,874	5.43
Liquor Violations	3,255	4.56
Marijuana*	3,111	4.36
Drunkenness	2,808	3.94
Vandalism	2,535	3.55
Fraud	2,322	3.25
Aggravated Assault	1,418	1.99
Motor Vehicle Theft	1,321	1.85
Weapons	1,010	1.42
Curfew-Loitering	918	1.29
Robbery	706	0.99
Forgery	620	0.87
Stolen Property	522	0.73
Other Sex Offenses	408	0.57
Other Drugs*	396	0.55
Vagrancy	311	0.44
Offenses-Family	237	0.33
Forcible Rape	200	0.28
Suspicion	190	0.27
Arson	161	0.23
Gambling-Other	157	0.22
Prostitution	140	0.20
Narcotics*	114	0.16
Synthetic Narcotics*	103	0.14
Murder Non-Negligent Manslaughter	99	0.14
Embezzlement	88	0.12
Negligent Manslaughter	22	0.03
Number & Lottery	2	0.00
Bookmaking	0	0.00
Total	71,357	100.00

* These categories include both sale and possession

Table B-VC 6

1975 Cargo-County Arrest Rates Per Representative Populations

COUNTY	POPULATION *			NO. ARRESTS IN COUNTY			% TO TOTAL ARRESTS			COUNTY RATE PER 1000 POP.			COUNTY RATE PER 1000 STATE POP.		
	Adult	Juvenile	Total	Adult	Juvenile	Total	Adult	Juvenile	Total	Adult	Juvenile	Total	Adult	Juvenile	Total
DOUGLAS	47,556	16,277	63,833	1,524	336	1,860	2.16	0.50	2.60	32.04	20.64	29.13	1.00	0.00	1.00
JOHNSON	150,146	91,635	241,781	4,836	3,273	8,109	6.80	4.60	11.40	32.20	35.71	33.53	3.14	4.22	3.50
LEAVENWORTH	33,768	16,934	50,702	768	366	1,134	1.10	0.50	1.60	22.74	21.61	22.36	0.00	0.00	0.00
RENO	43,353	21,547	64,900	1,309	830	2,139	1.80	1.20	3.00	30.19	38.52	32.95	1.00	1.07	1.00
SEDGWICK	218,120	121,103	339,223	4,986	4,497	9,483	7.00	6.30	13.30	22.85	37.13	27.95	3.24	5.80	4.10
SHAWNEE	114,456	58,962	173,418	3,880	1,789	5,669	5.40	2.50	7.90	33.89	30.34	32.69	2.52	2.31	2.45
WYANDOTTE	120,964	66,869	187,833	8,343	3,334	11,677	11.70	4.70	16.40	68.97	49.85	62.16	5.42	4.30	5.04
ALL OTHER	811,097	381,692	1,192,789	21,727	9,559	31,286	30.40	13.40	43.80	26.78	25.04	26.22	14.11	12.33	13.52
TOTAL	1,539,460	775,019	2,314,479	47,373	23,984	71,357	66.40	33.60	100.00	30.77	30.94	30.83	30.77	30.94	30.83

*Source: Population of Kansas, January 1, 1975 As Report by County Appraisers.
 Kansas Board of Agriculture, Topeka, Kansas. September 8, 1975

Table B-VC 7

COMPARISON OF ARREST RATES TO PERCENTAGES OF REPRESENTATIVE POPULATION-1975

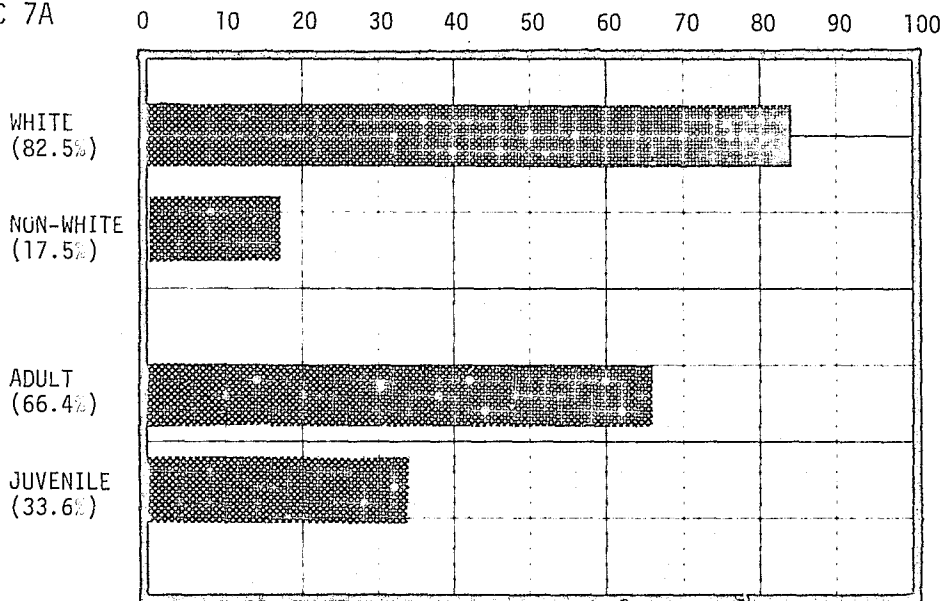
COUNTY	Population*	WHITE				NON-WHITE				ADULT (18-65+)				JUVENILE			
		No. Arrests	% Arrests	%** Pop.	No. Pop.	No. Arrests	% Arrests	%** Pop.	No. Pop.	No. Arrests	% Arrests	%** Pop.	No. Pop.	No. Arrests	% Arrests	%** Pop.	No. Pop.
DOUGLAS	63,833	1,357	73.0	93.0	59,365	503	27.0	7.0	4,468	1,524	81.9	74.5	47,556	336	18.1	25.5	16,277
JOHNSON	241,781	7,832	96.2	99.2	239,847	314	3.8	0.8	1,934	4,873	59.8	62.1	150,146	3,273	40.2	37.9	91,635
LEAVENWORTH	50,702	908	79.9	90.0	45,632	229	20.1	10.0	5,070	771	67.8	66.6	33,768	366	32.2	33.4	16,934
RENO	64,900	1,956	91.4	97.4	63,213	183	8.6	2.6	1,687	1,309	61.2	66.8	43,353	830	38.8	33.2	21,547
SEDGWICK	339,223	1,953	77.9	91.1	309,032	2,582	27.1	8.9	30,191	5,038	52.8	64.3	218,120	4,497	47.2	35.7	121,103
SHAWNEE	173,418	4,625	81.6	91.7	159,024	1,041	18.4	8.3	14,394	3,880	68.5	66.0	114,456	1,786	31.5	34.0	58,962
WYANDOTTE	187,833	6,901	59.1	80.2	150,642	4,776	40.9	19.8	37,191	8,343	71.5	64.4	120,964	3,334	28.5	35.6	66,869
ALL OTHERS	1,192,789	28,355	90.9	98.0	1,168,933	2,840	9.1	2.0	23,856	21,670	69.5	68.0	811,097	9,525	30.5	32.0	381,692
STATE TOTAL	2,314,479	58,887	82.5	94.5	2,187,183	12,468	17.5	5.5	127,296	47,408	66.4	66.8	1,546,072	23,947	33.6	33.2	768,407

*Population figures are derived from Population of Kansas as Reported by County Appraisers: January 1, 1975.
 Kansas State Board of Agriculture, Topeka, Kansas. September 8, 1975.

**Percentages are based on United States Bureau of Census, Census of Population: 1970. General Population Characteristics.
Final Report-PC (1) - B 18 Kansas. United States Government Printing Office, Washington, D.C. 1971.

PERCENT OF ARREST RATES TO REPRESENTATIVE POPULATIONS 1975

Chart B-VC 7A



COMPARISON OF ARRESTS RATES TO REPRESENTATIVE POPULATIONS 1975
(IN THOUSANDS)

Chart B-VC 7B

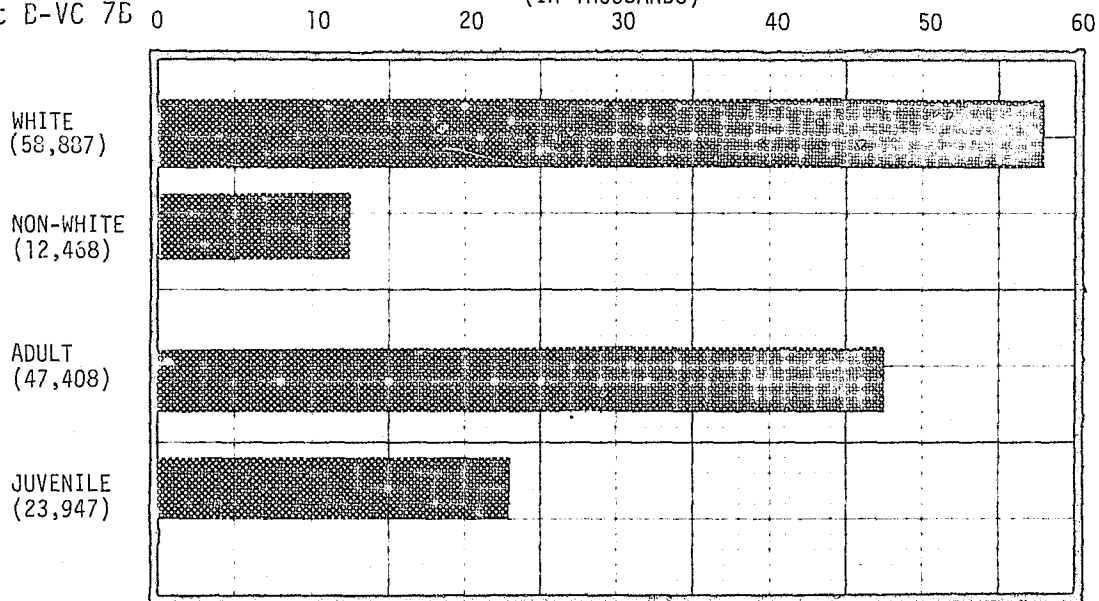


Chart B-VC 7C

ADULT/JUVENILE POPULATION PERCENTAGES TO TOTAL POPULATION 1975

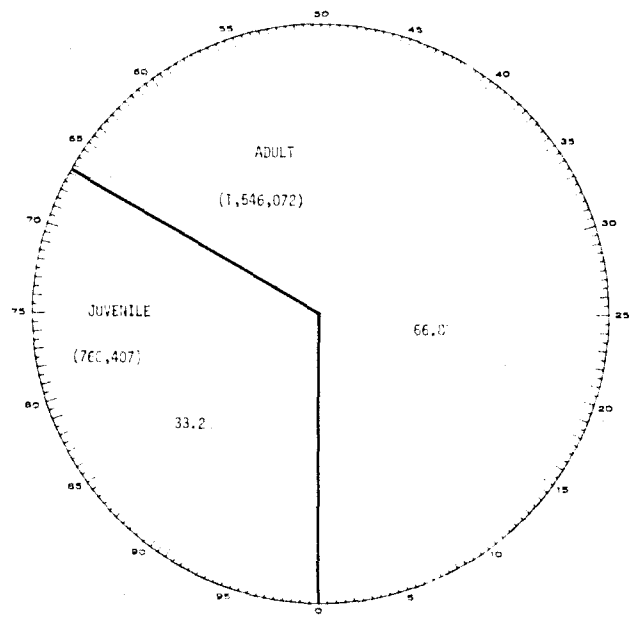
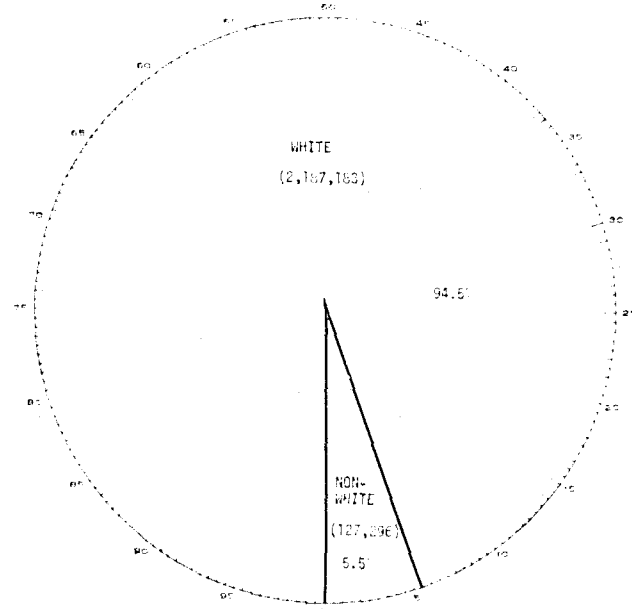


Chart B-VC 7D

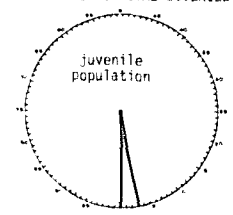
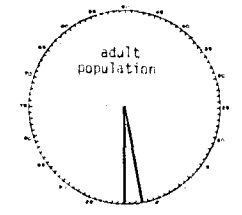
WHITE/NON-WHITE POPULATION PERCENTAGES TO TOTAL POPULATION 1975



B-60

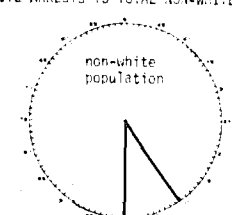
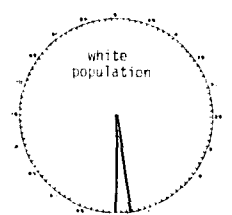
% OF ADULT ARRESTS TO TOTAL ADULT POPULATION

% OF JUVENILE ARRESTS TO TOTAL JUVENILE POPULATION



% OF WHITE ARRESTS TO TOTAL WHITE POPULATION

% OF NON-WHITE ARRESTS TO TOTAL NON-WHITE POPULATION



47,408 adult arrests (3.1%)

23,947 juvenile arrests (3.1%)

50,887 white arrests (2.7%)

12,468 non-white arrests (9.8%)