

**Statistical Supplement  
to the  
Annual Report  
of the**

**ADMINISTRATIVE DIRECTOR**

**OF THE COURTS**

**MICROFICHE**




**1977 - 1978**

57270

**ADMINISTRATIVE OFFICE OF THE COURTS**  
House Annex, CN-037...Trenton, New Jersey 08625

***Statistical Supplement  
to the  
Annual Report  
of the***

**ADMINISTRATIVE DIRECTOR  
OF THE COURTS**



NCJRS

MAY 2 1979

ACQUISITIONS

**1977 - 1978**

ADMINISTRATIVE OFFICE OF THE COURTS  
STATE OF NEW JERSEY

ARTHUR J. SIMPSON, JR.  
JUDGE SUPERIOR COURT  
APPELLATE DIVISION  
ACTING ADMINISTRATIVE DIRECTOR OF THE COURTS



STATE HOUSE ANNEX  
CN-037  
TRENTON, NEW JERSEY 08625  
609-292-4636



Judge Simpson refers to office wall chart reflecting statewide assignment of judges.

TO THE HONORABLE CHIEF JUSTICE AND  
JUSTICES OF THE SUPREME COURT:

Submitted herewith is the Statistical Supplement to the Annual Report of the Administrative Director of the Courts for the court year September 1, 1977 through August 31, 1978.

As noted in the transmittal letter to the basic Annual Report, a new two-volume format permits full photographic coverage, narrative highlight summaries of broad general interest, and a statistical digest on caseload activity in the first volume, and this supplementary report includes detailed statistical information for those interested in such data. This results in overall printing and publication economies, while providing all information desired by different audiences.

Respectfully submitted,

A handwritten signature in dark ink, reading "Arthur J. Simpson, Jr." The signature is fluid and cursive, with a long, sweeping underline.

Dated: January 25, 1979

# TABLE OF CONTENTS

## DIGEST OF STATISTICAL DATA

Narrative (Digest of the Statistical Data on Caseload Activity, 1977-78) . . . . .	i
Comparative Summary, Status of the Calendars, 1977-78 Compared with 1976-77 . . . . .	viii
Cases Added, Disposed of and Pending Compared with Prior Court Year . . . . .	ix
Number of Judges in Office and Vacancies, September 1, 1978 . . . . .	x
Number of Judges and Vacancies as of September 1 of Each Year, 1948 to 1978 . . . . .	xi
Weighted Caseload Data . . . . .	xii
Total Cases Added, Disposed of and Pending, by Vicinage, 1973 to 1978 . . . . .	xiv
Summary of Hours on Bench and in Settlement Conference . . . . .	xvii
Comparison of Cases Added and Manner of Disposition . . . . .	xviii
Chart, Caseloads, 1949 to 1978 and Projections to 1984 . . . . .	xix
Comparative Summary, Cases Added, Disposed of and Pending, 1949 to 1978 . . . . .	xx
Charts, Number of Judgeships and Cases Added, Disposed of and Pending 1978 Compared with 1977 and 1973 . . . . .	xxiii
Charts and Tables, Number of Judgeships, Average Available Full-Time Judges in Office, and Judge Days Lost Due to Judicial Vacancies Court Year 1977-78 . . . . .	xxvi
Tables, Work of Retired Judges Court Year 1977-78 . . . . .	xxx

## STATISTICAL DATA ON THE WORK OF THE SUPREME COURT AND THE APPELLATE DIVISION OF THE SUPERIOR COURT

### Supreme Court

Justices . . . . .	A- 1
Statistical Tables and Charts . . . . .	A- 2



Superior Court, Appellate Division

Judges . . . . .	B- 1
Statistical Tables and Charts . . . . .	B- 3
Report of the Central Appellate Research Staff . . .	B-21

STATISTICAL DATA ON THE WORK OF THE TRIAL COURTS

Superior Court, Chancery Division

General Equity

Judges . . . . .	C- 1
Statistical Tables and Charts . . . . .	C- 3

Matrimonial

Judges . . . . .	D- 1
Statistical Tables and Charts . . . . .	D- 4

Superior and County Courts, Law and Probate Divisions

Judges . . . . .	E/F- 1
------------------	--------

Civil Matters, Statistical Tables and Charts

General Data . . . . .	E- 1
Data on Time Interval Studies . . . . .	E-11

Criminal Matters (Indictments and Accusations)

General Data . . . . .	F- 1
Data on Time Interval Studies, Trials Commenced .	F- 9
Data on Time Interval Studies, Retractions . . . .	F-38

Supplemental Criminal Data (Indictment X Defendants) . . . . .	F-64
---	------

Petitions for Post-Conviction Relief, <u>R.3:22</u> . . . .	G- 1
---	------

Appeals to the County Courts from the Municipal Courts . . . . .	H- 1
---	------

Probate Division of the County Court and the Surrogate's Court . . . . .	I- 1
---	------

Juvenile and Domestic Relations Courts

Judges . . . . .	J/K- 1
Statistical Tables and Charts . . . . .	J/K- 7

County District Courts

Judges . . . . .	L- 1
General Data . . . . .	L- 7
Data on Time Interval Studies . . . . .	L-18
Money Judgments . . . . .	L-35

## Municipal Courts

Statistical Tables and Charts . . . . .	M- 1
---	------

## SUPREME COURT COMMITTEES

Committees and Members, 1977-78 . . . . .	N- 1
---	------

## STATISTICAL DATA ON THE COST OF OPERATING THE COURTS

Narrative . . . . .	O- 1
Statistical Tables and Charts . . . . .	O- 2


## STATISTICAL DATA ON COUNTY PROBATION DEPARTMENTS

Narrative . . . . .	P- 1
Statistical Tables and Charts	
Personnel, Work Volume, Fiscal Data . . . . .	P-46
Volunteers in Probation . . . . .	P-58
Juvenile and Domestic Relations	
Court Intake Services . . . . .	P-61
Pretrial Intervention Program . . . . .	P-65
Probation Training . . . . .	P-73

## SUPPLEMENTARY TABLES

Report on the Operation of N.J.S.A. Title 59,  
Claims against Public Entities (N.J. Tort  
Claims Act and N.J. Contractual Liability Act)

Superior and County Courts . . . . .	Q- 1
County District Courts . . . . .	Q- 8
Report of the Committee on Opinions . . . . .	Q-15
Results of Examination for Admission to the Bar . . . . .	Q-16



DIGEST OF THE STATISTICAL DATA  
ON CASELOAD ACTIVITY, 1977-78

During the 1977-78 court year, total cases added to the calendars reached an all-time high of 588,519. Fortunately, total cases disposed of also reached a record level of 577,472, an increase of 36,261 (6.7%) over 1976-77. This increase in dispositions was due primarily to two factors: the increase in judges from 274 on September 1, 1977 to 290 on August 31, 1978, and the dedication of our judges who increased the number of dispositions per judge to a record high of 2,074, up 75 cases per judge, or 3.8%, over the prior year. Despite the increase in dispositions, the cases pending at the end of the court year reached an all-time high of 179,028, up 11,047, or 6.6% over the prior year. It is encouraging to note, however, that this data shows a decrease in the rate of growth of the backlog, in that the backlog increase between the 1975-76 and 1976-77 court years amounted to 9.3%.

Statistical tables which follow in this report summarize caseload activity in each court for the 1977-78 year.

### SUPREME COURT

The backlog of appeals in the Supreme Court fell from 176 to 151 during the 1977-78 court year despite a heavy volume of 193 appeals filed and certified. During the year the Supreme Court disposed of 218 appeals, 26 (10.7%) less than the previous year.

### APPELLATE DIVISION OF SUPERIOR COURT

Appeals filed in the Appellate Division of the Superior Court (not including appeals certified by the Supreme Court before calendaring) increased by 1.8% over the previous year to a record 5,293. Appellate Division judges disposed of 4,741 appeals (11.9% more than the prior court year). Nevertheless, appeals pending at the close of the 1978 court year stood at 6,193 (+9.8%) more than last year. The dramatic increase in the Appellate Division's workload shows no signs of diminishing. The 5,293 appeals filed this year represent a 38.1% increase over appeals filed in the 1972-73 court year, and 191.8% over 1967-68.

### LAW DIVISION, CIVIL

As used here, a "case" is a complaint on which a first answer has been filed, R.4:36-2. Consolidated cases are reported as separate complaints.

Law Division civil cases added to the calendars reached a record high of 40,233, an increase of 2.8% over the previous year. Notwithstanding a total of 37,667 dispositions, an increase of 4,656 over the prior year, cases pending increased 4.8% to a total of 55,661. Active civil cases pending increased from 52,222 to 54,797, and on August 31, 1978, 51% of all active Law Division civil cases were over one year old, as compared with 50% one year ago. (Age is computed from date of complaint or restoration of a case to the calendars).

### LAW DIVISION -- CRIMINAL

The word "case" refers to the unit of the count which is the indictment or accusation, irrespective of the number of persons or charges. For the purpose of this report, an indictment or accusation is disposed of by verdict, dismissal (quash or not pros), motions for judgment of acquittal granted, etc., when every charge has been disposed of on every person named therein, even though the sentence is pending.

Criminal cases (indictments and accusations) filed totaled 24,311 during the year, a 5.6% decrease from the previous year. The total number of cases disposed of during the year was 22,926, leaving 31,332 cases pending at the close of the year, of which 27% were over one year old and 9% over two years old as compared with 24% and 8%, respectively, last year.

### CHANCERY DIVISION, GENERAL EQUITY

"Cases" are complaints on which first answers have been filed, R.4:36-2 and contested foreclosures. Uncontested foreclosures, escheats, and receiverships are not included. Consolidated cases are reported as separate complaints.

General Equity cases added to the calendars decreased by 2.6% to 4,023 during the year, and dispositions also decreased to 3,704, or 14.4%, resulting in a 12.8% increase in cases pending to 2,805. The percentage of active General Equity cases pending over one year old was reduced from 17% to 15% during the year.

### CHANCERY DIVISION, MATRIMONIAL

A "case" is added to the calendar when notice of approval for trial under R.4:79-1 has been received, R.4:36-2.

The largest percentage increase in cases for any of the calendars during the year was the 23.5% increase in matrimonial cases to another record high which totaled 27,371 cases. Although this 5,201 increase in matrimonial cases added was partially offset by a 4,385 (19.8%) increase to 26,483 dispositions, there were 7,849 cases pending at the end of the year, an increase of 888, or 12.8%. Of the active cases pending on August 31, 1978, 33% were over one year old.

### APPEALS TO COUNTY COURT

These appeals include criminal and quasi-criminal appeals such as bastardy, traffic, violation of municipal ordinances and disorderly persons offenses tried initially in the Municipal Courts and the County District Courts.

Cases added decreased by 16.6% from 3,063 to 2,554 and dispositions also decreased from 3,336 to 2,486 or 850 appeals (25.5%). The 648 criminal appeals pending at the end of the year represent an 11.7% increase from one year ago.

### JUVENILES

The unit of the count is the complaint. Ordinarily only one juvenile is named on each complaint; however, there may be several complaints against one juvenile.

### JUVENILE DELINQUENCY

Complaints filed increased by 8,427 or 11.5% to a total of 81,827 during the year, another record level. Although dispositions reached a record high of 80,352, or 10.1% over last year, the 14,029 cases pending at the close of the year is also a record high having increased by 1,475 cases, or 11.8%. These substantial increases in juvenile delinquency complaints referred to and heard by the courts have occurred above and beyond the matters processed by the Juvenile Intake Units.

### JUVENILES IN NEED OF SUPERVISION

Cases added, disposed and pending all increased by approximately 19% this year. There were 10,553 complaints filed, 10,384 dispositions and 1,106 pending. As with the juvenile delinquency complaints, a greater proportion of JINS complaints was referred to Juvenile Intake Units as the number of counties with these programs increased.

## DOMESTIC RELATIONS AND RECIPROCAL SUPPORT COMPLAINTS

Data includes cases initiated in New Jersey and complaints received from other states under reciprocal support agreements.

The number of complaints filed increased by 5.7% to a record 73,460 this year. Complaints disposed of also reached an all-time high of 72,397 (a 6.9% increase), leaving 7,241 cases pending at the close of the year. Despite the record number of dispositions, the cases pending represent a 17.2% increase over the end of the prior year.

## COUNTY DISTRICT COURTS

The unit of the count is the complaint. Consolidated cases are reported according to the number of complaints. A complaint is reported as active pending even if summons thereon has not been served.

Complaints added and disposed of were reported in record numbers as 317,885 were filed and 315,263 were disposed of. The 51,714 cases pending represent a 5.3% increase over the prior year; however, cases over six months old decreased from 16% to 13%, representing a notable improvement in the calendar condition of this high volume court.

## THE MUNICIPAL COURTS

On August 31, 1978, there were 528 municipal courts, including 17 joint municipal courts serving forty-nine municipalities. The municipal courts were presided over by 360 judges, who reported spending 108,253 hours on bench, hearing all types of cases, a decrease of 3,279 hours from the prior court year.

A total of 4,102,428 complaints were filed, an increase of 7.1%. The filings included 2,602,915 parking complaints, 1,150,347 non-parking traffic ("moving") complaints and 349,166 non-traffic complaints which included indictable matters to be referred to the grand juries or heard on waiver under N.J.S. 2A: 8-22, disorderly persons, local ordinance, fish and game and navigation complaints. The 349,166 non-traffic ("criminal") complaints filed



is an increase of 16,190 (5%) over the prior court year. Of the total 3,298,143 dispositions, excluding cases referred to the county prosecutors and other courts, and the traffic cases closed for failure to appear, the violations bureaus disposed of 94.3% of the parking complaints, 66.8% of the non-parking traffic complaints and 9.7% of the non-traffic ("criminal") complaints.

There were 65,103 complaints referred by the municipal courts to the county prosecutors for the action of the grand juries, a decrease of 5,743 (8.1%) from 1976-77. An additional 4,316 complaints were referred to the juvenile and domestic relations courts or other municipal courts. In addition to the formal complaints, there were 6,846 Notices in Lieu of Complaints heard under Rule 7:3-2.

The number of defendants sentenced to jail decreased by 1,433 or 11.9%, from 12,043 to 10,610. The number of persons placed on probation decreased by 533 (6.3%) from 8,438 to 7,905. The judges revoked 23,907 motor vehicle drivers' licenses, an increase of 2,185 (10.1%) over the prior court year.

Of the 344,399 non-parking traffic cases heard in court, 61,232 or 17.8% resulted in dismissals or findings of not guilty, nearly matching last year's 17.9%.

There were 42,773 non-parking traffic, 40,912 parking and 3,755 non-traffic ("criminal") complaints filed in the five county district courts which exercised concurrent jurisdiction with the municipal courts: Bergen, Hudson, Ocean, Sussex and Warren Counties. Most of these matters were in Bergen and Hudson Counties.

The municipal courts and the county district courts that exercised concurrent jurisdiction imposed fines, costs, and bail forfeitures totaling \$53,360,627, an increase of \$9,004,647 (20.3%) over 1976-77. Of this amount,

\$1,375,252 (2.3%) was imposed in the county district courts that exercised concurrent jurisdiction.

Expenditures by the municipalities for the municipal courts during the calendar year 1977 included \$3,580,466 for judges' salaries, \$10,835,835 for other salaries and \$2,250,808 for other expenses. The total expenditures of \$16,667,109 represent an increase of \$787,008, or 5.0%, from the \$15,880,101 in 1976.

COMPARATIVE SUMMARY  
STATUS OF THE CALENDARS  
September 1, 1977 to August 31, 1978

	Sept. 1, 1977 to Aug. 31, 1978	Sept. 1, 1976 to Aug. 31, 1977	1/2	Difference 1977-78 v. 1976-77	Percent Increase or Decrease
<b>TRIAL COURTS</b>					
<b>SUPERIOR COURT, LAW AND CHANCERY: COUNTY COURTS:</b>					
Combined Civil Cases on Calendars					
Added	40,233	39,143	+	1,090	2.8%
Disposed of	37,667	33,011	+	4,656	14.1%
Pending at end of year * (Recount difference + 11)	55,661	53,095	+	2,566	4.8%
Criminal (Indictments and Accusations)					
Filed	24,311	25,748	-	1,437	5.6%
Disposed of	22,926	24,648	-	1,722	7.0%
Pending at end of year (not including those awaiting sentence only) * (Recount difference + 123)	31,332	29,947	+	1,385	4.6%
Post-Conviction Relief Petitions					
Filed	219	227	-	8	3.5%
Disposed of	239	226	+	13	5.8%
Pending at end of year * (Recount difference + 1)	37	57	-	20	35.1%
Chance y Division, General Equity Cases on Calendars					
Added	4,023	4,130	-	107	2.6%
Disposed of	3,704	4,328	-	624	14.4%
Pending at end of year	2,805	2,486	+	319	12.8%
Chancery Division, Matrimonial Cases on Calendars					
Added	27,371	22,170	+	5,201	23.5%
Disposed of	26,483	22,098	+	4,385	19.8%
Pending at end of year * (Recount difference - 59)	7,849	6,961	+	888	12.8%
Contested Probate Matters, County Court					
Added	597	693	-	96	13.9%
Disposed of	612	653	-	41	6.3%
Pending at end of year * (Recount difference + 4)	262	277	-	15	5.4%
Criminal Appeals to County Court					
Added	2,554	3,063	-	509	16.6%
Disposed of	2,486	3,336	-	850	25.5%
Pending at end of year * (Recount difference + 7)	648	580	+	68	11.7%
<b>JUVENILE &amp; DOMESTIC RELATIONS COURTS:</b>					
Juvenile Delinquent					
Filed	81,827	73,400	+	8,427	11.5%
Disposed of	80,352	72,986	+	7,366	10.1%
Pending at end of year * (Recount difference + 238)	14,029	12,554	+	1,475	11.8%
Juvenile - In Need of Supervision					
Filed	10,553	8,843	+	1,710	19.3%
Disposed of	10,384	8,689	+	1,695	19.5%
Pending at end of year * (Recount difference + 7)	1,106	937	+	169	18.0%
Domestic Relations and Reciprocal Support Complaints					
Filed	73,460	69,474	+	3,986	5.7%
Disposed of	72,397	67,707	+	4,690	6.9%
Pending at end of year * (Recount difference - 325)	7,241	6,178	+	1,063	17.2%
<b>COUNTY DISTRICT COURTS, CIVIL COMPLAINTS:</b>					
Filed	317,885	303,057	+	14,828	4.9%
Disposed of	315,263	299,048	+	16,215	5.4%
Pending at end of year * (Recount difference + 229)	51,714	49,092	+	2,622	5.3%
<b>TOTAL, TRIAL COURTS:</b>					
Filed	583,033	549,948	+	33,085	6.0%
Disposed of	572,513	536,730	+	35,783	6.7%
Pending at end of year * (Recount difference + 236)	172,684	162,164	+	10,520	6.5%
<b>SUPREME COURT:</b>					
Appeals filed and certified	193	225	-	32	14.2%
Appeals disposed of	218	244	-	26	10.7%
Appeals pending at end of year	151	176	-	25	14.2%
<b>SUPERIOR COURT, APPELLATE DIVISION:</b>					
Appeals filed	5,293	5,198	+	95	1.8%
Appeals disposed of	4,741	4,237	+	504	11.9%
Appeals pending at end of year * (Recount difference - 66)	6,193	5,641	+	552	9.8%
<b>TOTAL CASES: (OTHER THAN MUNICIPAL COURTS)</b>					
Filed	588,519	555,371	+	33,148	6.0%
Disposed of	577,472	541,211	+	36,261	6.7%
Pending at end of year * (Recount difference + 170)	179,028	167,981	+	11,047	6.6%
<b>MUNICIPAL COURTS:</b>					
Disposed of by Municipal Court Hearings:					
Moving traffic cases	344,399	331,742	+	12,657	3.8%
Parking cases	115,361	132,007	-	16,646	12.6%
Non-traffic cases	207,615	203,754	+	3,861	1.9%
Disposed of in Violations Bureau:					
Moving traffic cases	692,836	611,778	+	81,058	13.3%
Parking cases	1,915,641	1,801,670	+	113,971	6.3%
Non-traffic cases	22,291	20,619	+	1,672	8.1%
<b>TOTAL MUNICIPAL COURTS COMPLAINTS DISPOSED OF</b>	<b>3,298,143</b>	<b>3,101,570</b>	<b>+</b>	<b>196,573</b>	<b>6.3%</b>

1/ Data on "Cases Pending" as of August 31, 1977 differs from the data published in the Annual Report for 1976-77 because of changes due to physical inventories and recounts in the counties during 1978.

2/ There were 13 appeals certified during 1977-78 and 12 during 1976-77. The number of appeals certified from the Appellate Division before calendaring may not agree with the number of certifications received by the Supreme Court due to variances in case classification and docketing procedures.

CASES ADDED, DISPOSED OF AND PENDING COMPARED WITH PRIOR COURT YEAR

September 1, 1977 to August 31, 1978

		CASES ADDED				CASES DISPOSED				CASES PENDING			
VICINAGE NUMBER	COUNTY OR VICINAGE	YEAR ENDING 08-31-78	YEAR ENDING 08-31-77	DIFFERENCE THIS YEAR/ PRIOR YEAR		YEAR ENDING 08-31-78	YEAR ENDING 08-31-77	DIFFERENCE THIS YEAR/ PRIOR YEAR		AUGUST 31, 1978	* AUGUST 31, 1977	DIFFERENCE 8/31/78/ 8/31/77	
				NUMBER	PER- CENT			NUMBER	PER- CENT			NUMBER	PERCENT
1	ATLANTIC	17,826	16,678	1,148	6.9	18,191	15,781	2,410	15.3	4,184	4,549	- 365	- 8.0
2	BERGEN	52,615	51,220	1,395	2.7	49,591	49,779	-188	-.4	18,859	15,835	3,024	19.1
3	BURLINGTON	21,864	18,690	3,174	17.0	21,560	19,421	2,139	11.0	6,851	6,547	304	4.6
4	CAMDEN	37,416	36,601	815	2.2	38,123	35,752	2,371	6.6	13,830	14,537	- 707	-4.9
1	CAPE MAY	6,865	6,719	146	2.2	6,317	6,493	-176	-2.7	2,609	2,061	548	26.6
1	CUMBERLAND	14,313	11,007	3,306	30.0	14,057	11,012	3,045	27.7	2,790	2,534	256	10.1
5	ESSEX	114,178	119,323	-5,145	-4.3	113,046	116,639	-3,593	-3.1	25,558	24,426	1,132	4.6
4	GLOUCESTER	12,242	11,964	278	2.3	12,019	11,496	523	4.5	5,896	5,673	223	3.9
6	HUDSON	49,087	44,691	4,396	9.8	48,081	43,916	4,165	9.5	15,070	14,064	1,006	7.2
7	HUNTERDON	3,881	3,543	338	9.5	3,657	3,101	556	17.9	1,944	1,720	224	13.0
7	MERCER	26,264	24,196	2,068	8.5	25,768	23,487	2,281	9.7	8,478	7,982	496	6.2
8	MIDDLESEX	44,254	40,852	3,402	8.3	43,087	38,882	4,205	10.8	14,358	13,191	1,167	8.9
9	MONMOUTH	33,668	32,821	847	2.6	31,219	31,776	-557	-1.8	13,241	10,792	2,449	22.7
10	MORRIS	20,358	16,791	3,567	21.2	20,598	16,242	4,356	26.8	4,969	5,209	- 240	- 4.6
3	OCEAN	22,004	19,436	2,568	13.2	22,304	19,069	3,235	17.0	6,677	6,977	- 300	- 4.3
11	PASSAIC	42,687	37,901	4,786	12.6	42,269	36,823	5,446	14.8	9,021	8,603	418	4.9
1	SALEM	5,987	5,550	437	7.9	5,852	5,341	511	9.6	1,555	1,420	135	9.5
7	SOMERSET	10,002	9,495	507	5.3	9,786	9,878	-92	-.9	2,706	2,490	216	8.7
10	SUSSEX	6,294	5,542	752	13.6	6,057	5,527	530	9.6	1,839	1,602	237	14.8
12	UNION	36,616	33,415	3,201	9.6	36,371	32,628	3,743	11.5	11,200	10,955	245	2.2
10	WARREN	4,612	3,513	1,099	31.3	4,560	3,687	873	23.7	1,049	997	52	5.2
	VICINAGE 1	44,991	39,954	5,037	12.6	44,417	38,627	5,790	15.0	11,138	10,564	574	5.4
	VICINAGE 2	52,615	51,220	1,395	2.7	49,591	49,779	-188	-.4	18,859	15,835	3,024	19.1
	VICINAGE 3	43,868	38,126	5,742	15.1	43,864	38,490	5,374	14.0	13,528	13,524	4	0.03
	VICINAGE 4	49,658	48,565	1,093	2.3	50,142	47,248	2,894	6.1	19,726	20,210	- 484	- 2.4
	VICINAGE 5	114,178	119,323	-5,145	-4.3	113,046	116,639	-3,593	-3.1	25,558	24,426	1,132	4.6
	VICINAGE 6	49,087	44,691	4,396	9.8	48,081	43,916	4,165	9.5	15,070	14,064	1,006	7.2
	VICINAGE 7	40,147	37,234	2,913	7.8	39,211	36,466	2,745	7.5	13,128	12,192	936	7.7
	VICINAGE 8	44,254	40,852	3,402	8.3	43,087	38,882	4,205	10.8	14,358	13,191	1,167	8.9
	VICINAGE 9	33,668	32,821	847	2.6	31,219	31,776	-557	-1.8	13,241	10,792	2,449	22.7
	VICINAGE 10	31,264	25,846	5,418	21.0	31,215	25,456	5,759	22.6	7,857	7,808	49	0.6
	VICINAGE 11	42,687	37,901	4,786	12.6	42,269	36,823	5,446	14.8	9,021	8,603	418	4.9
	VICINAGE 12	36,616	33,415	3,201	9.6	36,371	32,628	3,743	11.5	11,200	10,955	245	2.2
	TRIAL COURT TOTALS	583,033	549,948	33,085	6.0	572,513	536,730	35,783	6.7	172,684	162,164	10,520	6.5
1/	APPELLATE DIVISION	5,293	5,198	95	1.8	4,741	4,237	504	11.9	6,193	5,641	552	9.8
2/	SUPREME COURT	193	225	-32	-14.2	218	244	-26	-10.7	151	176	- 25	-14.2
	STATE TOTALS	588,519	555,371	33,148	6.0	577,472	541,211	36,261	6.7	179,028	167,981	11,047	6.6

\* Data on "Cases Pending" as of August 31, 1977 differs from the data published in the Annual Report for 1976-77 because of changes due to physical inventories and recounts in the counties during 1977-78.

1/ Cases added and cases disposed of do not include appeals certified by the Supreme Court before calendaring. There were 13 appeals certified during 1977-78 and 12 during 1976-77. The number of appeals certified from the Appellate Division before calendaring may not agree with the number of certifications received by the Supreme Court due to variances in case classification and docketing procedures.

2/ Cases added and cases disposed of include appeals certified by the Supreme Court before calendaring.

NUMBER OF JUDGES IN OFFICE AND VACANCIES  
(Not including Municipal Courts)

As of September 1, 1978

SUPREME COURT: Chief Justice and 6 Associate Justices

\* SUPERIOR COURT: 117 in Office, 3 Vacancies

COUNTY JUVENILE AND DOMESTIC RELATIONS AND COUNTY DISTRICT COURTS

County	1970 Population and Classification	NUMBER OF JUDGES County Court		Juv. and Dom. Rel. Ct.		District Court	
		In Office	Vacancy	In Office	Vacancy	In Office	Vacancy
Atlantic	175,043 5th class	4	0	0	0	0	1
Bergen	898,012 1st class	7	5	3	1	6	0
Burlington	323,132 2nd class	4	0	1	0	0	0
Camden	456,291 2nd class	8	0	2	0	1	1
Cape May	59,554 6th class	2	0	0	0	0	0
Cumberland	121,374 3rd class	4	0	0	0	0	0
Essex	929,986 1st class	14	0	5	1	5	1
Gloucester	172,681 3rd class	6	0	0	0	0	0
Hudson	609,266 1st class	6	0	4	0	3	1
Hunterdon	69,718 3rd class	2	0	0	0	0	0
Mercer	303,968 2nd class	6	0	1	0	1	0
Middlesex	583,813 2nd class	6	2	4	0	4	0
Monmouth	459,379 5th class	4	0	1	1	2	0
Morris	383,454 2nd class	6	0	2	0	0	3
Ocean	208,470 5th class	6	2	0	0	0	0
Passaic	460,782 2nd class	6	0	2	0	4	0
Salem	60,346 3rd class	2	0	0	0	0	0
Somerset	198,372 3rd class	4	0	0	0	0	0
Sussex	77,528 3rd class	2	0	0	0	0	1
Union	543,116 2nd class	6	0	4	0	4	0
Warren	73,879 3rd class	2	0	0	0	0	1
TOTAL	7,168,164	107	9	29	3	30	9
TOTAL 1 YEAR AGO		99	9	29	3	28	11

\* One year ago = 111 judges in office and 9 vacancies.

NUMBER OF JUDGES AND VACANCIES  
as of September 1

COURT		9/15/48	1949	1950	1951	1952	1953	1954	1955	1956	1957	1958	1959	1960	1961	1962	1963	1964	1965	1966	1967	1968	1969	1970	1971	1972	1973	1974	1975	1976	1977	1978
SUPREME	Justices Vacancies	7 0	7 0	7 0	7 0	7 0	7 0	7 0	7 0	7 0	7 0	7 0	7 0	7 0	7 0	7 0	7 0	7 0	7 0	7 0	7 0	7 0	7 0	7 0	7 0	7 0	7 0	6 1	6 1	7 0	7 0	
SUPERIOR	Judges	27	28	27	27	27	32	36	36	36	38	38	37	36	44	42	43	46	50	54	72	76	76	76	76	87	110	115	109	109	111	117
	Vacancies	11	10	11	11	11	6	2	2	2	0	0	1	2	0	2	1	6	2	24	6	2	2	2	2	9	10	5	11	11	9	3
	Advisory Masters	5	5	5	4	4	0	0	0	0	0	0	0	0	0	0	0	0	0	0	0	0	0	0	0	0	0	0	0	0	0	
	TOTAL	43	43	43	42	42	38	38	38	38	38	38	38	38	44	44	44	52	52	78	78	78	78	78	78	96	120	120	120	120	120	120
COUNTY	Full Time Judges Vacancies	21 2	24 2	24 2	24 2	23 3	24 2	26 4	34 2	38 0	38 0	39 3	46 0	47 10	57 11	61 8	62 7	63 8	61 10	73 6	81 4	85 3	85 3	88 2	93 8	94 9	94 9	93 10	92 11	99 9	107 9	
	Part Time Judges Vacancies	14 0	10 1	11 0	11 0	11 0	11 0	9 0	7 0	7 0	7 0	7 0	3 0	2 0	1 0	0 0	0 0	0 0	0 0	0 0	0 0	0 0	0 0	0 0	0 0	0 0	0 0	0 0	0 0	0 0	0 0	
	TOTAL	37	37	37	37	37	37	39	43	45	45	49	49	59	69	69	69	71	71	79	85	88	88	88	90	101	103	103	103	103	108	116
DISTRICT	Full Time Judges Vacancies	4 1	4 0	4 0	4 0	4 0	4 0	4 1	13 0	13 0	13 0	11 2	16 0	14 1	20 4	22 3	22 3	21 4	24 1	29 4	30 3	29 5	33 1	31 3	34 0	33 1	30 4	31 3	31 3	31 3	27 11	30 9
	Part Time Judges Vacancies	31 0	32 0	32 0	32 0	33 0	32 1	29 0	17 0	15 0	15 0	13 2	9 0	9 0	7 2	6 0	3 2	4 1	2 3	2 0	2 0	1 0	1 0	1 0	1 0	0 0	0 0	0 0	0 0	0 0	0 0	0 0
	TOTAL	36	36	36	36	37	37	34	30	28	28	25	24	31	31	30	30	30	35	35	35	35	35	35	35	34	34	34	34	34	39	39
JUVENILE & DOM. REL.	Full Time Judges Vacancies	1 0	1 0	1 0	1 0	1 0	1 0	2 0	2 0	2 0	3 1	4 0	4 0	4 0	5 0	5 0	8 0	11 2	13 0	13 1	21 3	23 1	24 3	27 0	27 0	28 2	26 3	23 6	25 4	25 6	29 3	29 3
	Part Time Judges Vacancies	3 0	3 0	3 0	3 0	4 0	4 0	4 0	4 0	4 0	3 0	4 1	5 0	5 0	6 3	6 3	6 2	7 0	7 0	6 0	2 0	2 0	0 0	0 0	0 0	0 0	0 0	0 0	0 0	0 0	0 0	0 0
	TOTAL	4	4	4	4	5	5	6	6	6	7	9	9	9	14	14	16	20	20	20	26	26	27	27	27	30	29	29	29	31	32	32
STATE TOTALS	Full Time Judges	60	64	63	63	62	68	75	92	96	99	99	110	108	133	137	142	148	155	176	211	220	223	224	232	248	267	270	264	263	274	290
	Vacancies	14	12	13	13	14	8	7	7	2	1	5	1	13	15	13	11	20	13	35	16	11	11	10	4	20	26	23	29	32	24	
	Advisory Masters	5	5	4	4	4	0	0	0	0	0	0	0	0	0	0	0	0	0	0	0	0	0	0	0	0	0	0	0	0	0	0
	Part Time Judges	48	45	46	46	48	47	42	28	26	25	24	17	16	14	12	9	11	9	8	4	3	1	1	1	0	0	0	0	0	0	0
	Vacancies	1	1	0	0	0	1	0	0	0	0	3	0	0	3	3	4	1	3	0	0	0	0	0	0	0	0	0	0	0	0	0
	TOTAL	127	127	127	126	128	124	124	124	124	125	131	128	137	165	165	166	180	180	219	231	234	235	235	237	268	293	293	293	295	306	314

# WEIGHTED CASELOAD DATA

September 1, 1977 to August 31, 1978

RANK	ESTIMATED POPULATION 7/1/76	CASES ADDED (NON-WEIGHTED)						WEIGHTED** Cases Added (Total)	CASES DISPOSED OF (NON-WEIGHTED)						WEIGHTED** Dispositions (Total)
		COMBINED CIVIL*	CRIMINAL	DISTRICT COURT	JUV. DELINQ. JINS AND DOMESTIC RELATIONS	GENERAL EQUITY	MATRIMONIAL	Comb. Civil Criminal District J. & D.R. Gen. Equity Matrimonial	COMBINED CIVIL*	CRIMINAL	DISTRICT COURT	JUV. DELINQ. JINS AND DOMESTIC RELATIONS	GENERAL EQUITY	MATRIMONIAL	Comb. Civil Criminal District J. & D.R. Gen. Equity Matrimonial
1	BERGEN 873,700	ESSEX 5,735	ESSEX 4,910	ESSEX 65,500	ESSEX 34,558	BERGEN 486	BERGEN 2,838	ESSEX 44,217	ESSEX 5,445	ESSEX 3,738	ESSEX 65,976	ESSEX 34,704	BERGEN 466	BERGEN 2,591	ESSEX 39,412
2	ESSEX 872,400	BERGEN 5,583	CAMDEN 2,305	BERGEN 30,137	CAMDEN 12,498	ESSEX 423	ESSEX 2,742	BERGEN 26,066	BERGEN 4,491	CAMDEN 2,159	HUDSON 29,591	CAMDEN 12,555	CAMDEN 386	ESSEX 2,517	BERGEN 22,777
3	MIDDLESEX 592,600	MIDDLESEX 4,527	MONMOUTH 1,759	HUDSON 29,910	HUDSON 12,451	CAMDEN 327	MIDDLESEX 2,259	MIDDLESEX 19,972	MIDDLESEX 3,969	MIDDLESEX 1,719	BERGEN 29,093	MIDDLESEX 11,833	ESSEX 364	MIDDLESEX 2,261	MIDDLESEX 21,156
4	HUDSON 572,700	MONMOUTH 3,213	BERGEN 1,617	PASSAIC 24,988	MIDDLESEX 11,765	OCEAN 268	UNION 1,981	CAMDEN 19,625	HUDSON 3,424	MONMOUTH 1,551	PASSAIC 24,955	HUDSON 11,674	OCEAN 263	UNION 2,135	CAMDEN 19,168
5	UNION 517,100	HUDSON 3,132	MIDDLESEX 1,612	MIDDLESEX 23,569	BERGEN 11,653	MONMOUTH 265	MONMOUTH 1,962	HUDSON 18,409	UNION 2,792	UNION 1,468	MIDDLESEX 22,792	PASSAIC 11,228	MONMOUTH 254	HUDSON 1,853	HUDSON 18,236
6	MONMOUTH 492,200	UNION 2,862	PASSAIC 1,591	MONMOUTH 19,324	PASSAIC 11,530	ATLANTIC 253	HUDSON 1,907	MONMOUTH 18,252	PASSAIC 2,728	BERGEN 1,432	UNION 18,993	BERGEN 11,224	PASSAIC 251	MONMOUTH 1,786	UNION 17,103
7	CAMDEN 474,000	PASSAIC 2,593	UNION 1,373	UNION 18,991	UNION 11,048	MIDDLESEX 248	CAMDEN 1,684	PASSAIC 17,261	MONMOUTH 2,640	PASSAIC 1,389	CAMDEN 18,753	UNION 10,647	MIDDLESEX 242	MORRIS 1,665	PASSAIC 16,878
8	PASSAIC 450,200	CAMDEN 2,558	HUDSON 1,339	CAMDEN 17,868	MERCER 7,227	MORRIS 207	PASSAIC 1,633	UNION 16,889	CAMDEN 2,496	BURLINGTON 1,260	MONMOUTH 18,310	MERCER 7,067	HUDSON 215	CAMDEN 1,569	MONMOUTH 16,018
9	MORRIS 394,700	MORRIS 1,806	MERCER 1,104	MERCER 14,485	MONMOUTH 6,898	HUDSON 705	MERCER 1,615	MERCER 11,371	MORRIS 1,765	MERCER 1,214	MERCER 14,407	OCEAN 7,058	MORRIS 215	PASSAIC 1,564	MERCER 11,082
10	BURLINGTON 354,800	OCEAN 1,718	BURLINGTON 1,005	BURLINGTON 11,556	OCEAN 6,646	PASSAIC 204	MORRIS 1,553	MORRIS 10,563	OCEAN 1,698	HUDSON 1,175	BURLINGTON 11,201	MONMOUTH 6,422	BURLINGTON 187	MERCER 1,483	BURLINGTON 10,725
11	MERCER 317,900	MERCER 1,395	MORRIS 800	OCEAN 11,135	BURLINGTON 6,534	UNION 195	OCEAN 1,383	OCEAN 10,404	MERCER 1,191	CUMBERLAND 974	MORRIS 11,157	BURLINGTON 6,296	UNION 176	OCEAN 1,423	MORRIS 10,615
12	OCEAN 305,900	BURLINGTON 1,021	CUMBERLAND 779	MORRIS 11,117	CUMBERLAND 6,071	BURLINGTON 167	BURLINGTON 1,380	BURLINGTON 9,746	BURLINGTON 1,165	MORRIS 782	OCEAN 10,978	ATLANTIC 5,995	MERCER 125	BURLINGTON 1,272	OCEAN 10,574
13	SOMERSET 205,600	ATLANTIC 898	ATLANTIC 691	ATLANTIC 9,195	ATLANTIC 5,906	MERCER 140	SOMERSET 830	ATLANTIC 7,550	SOMERSET 941	OCEAN 718	ATLANTIC 9,527	CUMBERLAND 5,860	ATLANTIC 99	ATLANTIC 758	ATLANTIC 7,205
14	GLOUCESTER 192,500	SOMERSET 835	OCEAN 685	CUMBERLAND 6,151	MORRIS 4,702	CAPE MAY 120	GLOUCESTER 787	CUMBERLAND 6,391	ATLANTIC 856	ATLANTIC 708	CUMBERLAND 6,101	MORRIS 4,839	GLOUCESTER 98	GLOUCESTER 758	CUMBERLAND 6,460
15	ATLANTIC 189,000	GLOUCESTER 666	CAPE MAY 560	SOMERSET 6,117	GLOUCESTER 4,300	GLOUCESTER 111	ATLANTIC 629	GLOUCESTER 5,589	GLOUCESTER 523	SALEM 520	SOMERSET 5,937	GLOUCESTER 4,339	SOMERSET 95	SOMERSET 751	SOMERSET 5,356
16	CUMBERLAND 133,500	CUMBERLAND 547	GLOUCESTER 500	GLOUCESTER 5,809	CAPE MAY 3,348	CUMBERLAND 106	CUMBERLAND 586	SOMERSET 4,995	CUMBERLAND 487	CAPE MAY 501	GLOUCESTER 5,794	CAPE MAY 3,091	SUSSEX 70	CUMBERLAND 563	GLOUCESTER 5,030
17	SUSSEX 102,300	SUSSEX 346	SALEM 440	SUSSEX 3,524	SALEM 2,987	SOMERSET 80	SUSSEX 422	CAPE MAY 3,932	SUSSEX 328	SOMERSET 461	SUSSEX 3,378	SALEM 2,843	CAPE MAY 60	SUSSEX 461	CAPE MAY 3,342
18	WARREN 81,000	CAPE MAY 257	SOMERSET 388	CAPE MAY 2,234	WARREN 1,684	SUSSEX 74	WARREN 396	SALEM 2,802	HUNTERDON 253	GLOUCESTER 437	SALEM 2,184	WARREN 1,673	HUNTERDON 52	WARREN 400	SALEM 2,859
19	HUNTERDON 79,600	HUNTERDON 250	HUNTERDON 372	SALEM 2,187	SUSSEX 1,665	HUNTERDON 60	HUNTERDON 335	SUSSEX 2,735	CAPE MAY 210	WARREN 280	CAPE MAY 2,147	SUSSEX 1,544	WARREN 41	HUNTERDON 287	SUSSEX 2,779
20	CAPE MAY 74,300	WARREN 179	WAPPEN 272	HUNTERDON 2,079	SOMERSET 1,638	SALEM 52	CAPE MAY 286	HUNTERDON 2,625	WARREN 158	HUNTERDON 246	HUNTERDON 2,023	SOMERSET 1,497	CUMBERLAND 33	CAPE MAY 249	WARREN 2,337
21	SALEM 62,500	SALEM 112	SUSSEX 209	WARREN 2,009	HUNTERDON 731	WARREN 32	SALEM 163	WARREN 2,322	SALEM 107	SUSSEX 234	WARREN 1,966	HUNTERDON 744	SALEM 12	SALEM 137	HUNTERDON 2,133
STATE TOTALS	7,339,000	40,233	24,311	317,885	165,840	4,023	27,371	263,717	37,667	22,926	315,263	163,133	3,704	26,483	251,245
	1 Yr. Ago	39,143	25,748	303,057	151,717	4,130	22,170	256,376	33,011	24,648	299,048	149,382	4,328	22,098	240,491

\*Includes small number of cases transferred from the District Court.

\*\*The weight is computed for each type of case by dividing the number of hours on bench and in settlement conference by the total number of cases disposed of. The result is the average number of hours for the disposition of each type of case.

Weights were computed on the basis of hours and dispositions during the court year ending August 31, 1978.

\*\*\*Official State estimates by Office of Business Economics, N.J. Department of Labor & Industry. (Provisional estimates published and certified March 9, 1978.) Note: State estimates are shown to nearest thousand, County estimates to nearest hundred.

# WEIGHTED CASELOAD DATA

Cases Pending on August 31, 1978

RANK	ESTIMATED POPULATION 7/1/76	NON-WEIGHTED CASES PENDING AS OF August 31, 1978						WEIGHTED* Cases Pending (Total)	NON-WEIGHTED OLDER** ACTIVE CASES PENDING AS OF August 31, 1978						WEIGHTED* Older Active Cases Pending (Total)
		COMBINED CIVIL	CRIMINAL	DISTRICT COURT	JUV. DELINQ., JINS AND DOMESTIC RELATIONS	GENERAL EQUITY	MATRIMONIAL		COMBINED CIVIL	CRIMINAL	DISTRICT COURT	JUV. DELINQ., JINS AND DOMESTIC RELATIONS	GENERAL EQUITY	MATRIMONIAL	
1	BERGEN 873,700	ESSEX 9,012	ESSEX 6,877	BERGEN 6,636	ESSEX 2,601	ESSEX 323	BERGEN 1,154	ESSEX 43,241	ESSEX 5,517	GLOUCESTER 834	CAMDEN 846	HUDSON 976	BURLINGTON 82	BERGEN 616	ESSEX 14,222
2	ESSEX 872,400	BERGEN 7,270	CAMDEN 3,394	ESSEX 5,886	HUDSON 2,463	ATLANTIC 261	ESSEX 769	BERGEN 22,610	CAMDEN 3,100	ESSEX 782	ESSEX 314	ESSEX 591	ESSEX 78	ESSEX 326	CAMDEN 8,746
3	MIDDLESEX 592,600	MIDDLESEX 6,307	HUDSON 2,647	HUDSON 4,776	UNION 1,965	BERGEN 257	CAMDEN 717	CAMDEN 22,466	BERGEN 3,076	HUDSON 732	GLOUCESTER 175	BERGEN 519	CAMDEN 39	MERCER 222	HUDSON 7,554
4	HUDSON 572,700	MONMOUTH 4,802	MIDDLESEX 2,400	MONMOUTH 4,358	BERGEN 1,860	CAMDEN 220	MONMOUTH 650	MIDDLESEX 21,864	MIDDLESEX 2,898	CAMDEN 658	MONMOUTH 74	MIDDLESEX 348	HUDSON 24	CAMDEN 218	BERGEN 7,505
5	UNION 517,100	CAMDEN 4,708	PASSAIC 1,885	CAMDEN 3,801	MERCER 1,703	BURLINGTON 196	BURLINGTON 498	HUDSON 19,569	MONMOUTH 2,625	MONMOUTH 407	MERCER 68	UNION 337	OCEAN 22	MIDDLESEX 199	MIDDLESEX 7,304
6	MONMOUTH 492,200	HUDSON 4,638	MONMOUTH 1,704	UNION 3,797	PASSAIC 1,589	OCEAN 170	MERCER 489	MONMOUTH 16,982	HUDSON 2,461	MIDDLESEX 383	ATLANTIC 65	PASSAIC 327	GLOUCESTER 22	BURLINGTON 193	MONMOUTH 6,764
7	CAMDEN 474,000	UNION 3,465	GLOUCESTER 1,625	MIDDLESEX 3,542	MONMOUTH 1,538	MONMOUTH 153	MIDDLESEX 481	UNION 12,848	UNION 1,528	MERCER 307	MIDDLESEX 50	MERCER 316	PASSAIC 22	MORRIS 158	GLOUCESTER 4,770
8	PASSAIC 450,200	MERCER 2,391	BERGEN 1,571	BURLINGTON 2,868	MIDDLESEX 1,450	PASSAIC 143	MORRIS 473	PASSAIC 12,067	MERCER 1,527	BERGEN 166	HUNTERDON 34	GLOUCESTER 288	MORRIS 19	PASSAIC 152	MERCER 4,374
9	MORRIS 394,700	OCEAN 2,358	MERCER 1,457	PASSAIC 2,745	CAPE MAY 983	HUDSON 139	UNION 458	MERCER 10,832	OCEAN 1,181	BURLINGTON 159	BERGEN 33	MONMOUTH 170	BERGEN 17	MONMOUTH 137	UNION 3,463
10	BURLINGTON 354,800	PASSAIC 2,241	UNION 1,329	OCEAN 2,722	CAMDEN 947	MIDDLESEX 131	PASSAIC 392	GLOUCESTER 8,877	GLOUCESTER 944	HUNTERDON 110	SUSSEX 32	CAPE MAY 147	MONMOUTH 17	UNION 86	OCEAN 2,688
11	MERCER 317,900	MORRIS 1,684	BURLINGTON 1,044	MERCER 2,272	BURLINGTON 845	UNION 128	HUDSON 362	OCEAN 7,776	PASSAIC 626	UNION 77	CAPE MAY 13	CAMDEN 137	MIDDLESEX 9	HUNTERDON 75	BURLINGTON 2,221
12	OCEAN 305,900	GLOUCESTER 1,397	ATLANTIC 780	GLOUCESTER 1,816	GLOUCESTER 771	MORRIS 122	SOMERSET 245	BURLINGTON 7,704	BURLINGTON 600	OCEAN 75	SALEM 7	HUNTERDON 129	UNION 9	SOMERSET 34	PASSAIC 1,653
13	SOMERSET 205,600	BURLINGTON 1,338	MORRIS 742	MORRIS 1,490	ATLANTIC 683	CAPE MAY 107	OCEAN 228	MORRIS 6,926	ATLANTIC 539	SALEM 45	BURLINGTON 7	ATLANTIC 92	SUSSEX 8	GLOUCESTER 31	MORRIS 1,207
14	GLOUCESTER 192,500	ATLANTIC 1,131	CUMBERLAND 723	ATLANTIC 1,054	OCEAN 564	GLOUCESTER 96	ATLANTIC 190	ATLANTIC 6,105	MORRIS 463	WARREN 43	CUMBERLAND 6	OCEAN 69	ATLANTIC 8	HUDSON 30	ATLANTIC 1,147
15	ATLANTIC 189,000	SOMERSET 958	CAPE MAY 617	CUMBERLAND 821	SALEM 500	CUMBERLAND 91	GLOUCESTER 158	CUMBERLAND 4,214	SOMERSET 382	CAPE MAY 31	HUDSON 2	MORRIS 60	MERCER 8	OCEAN 24	SOMERSET 888
16	CUMBERLAND 133,500	CUMBERLAND 644	OCEAN 598	SUSSEX 767	MORRIS 429	MERCER 74	HUNTERDON 141	SOMERSET 3,396	CUMBERLAND 232	PASSAIC 30	WARREN 2	BURLINGTON 57	HUNTERDON 3	WARREN 13	HUNTERDON 664
17	SUSSEX 102,300	SUSSEX 335	SALEM 566	SOMERSET 767	CUMBERLAND 379	SUSSEX 55	CAPE MAY 124	CAPE MAY 3,326	SUSSEX 139	SOMERSET 25	UNION 1	SALEM 54	WARREN 3	SUSSEX 10	CUMBERLAND 483
18	WARREN 81,000	CAPE MAY 288	HUNTERDON 532	HUNTERDON 691	SOMERSET 372	SALEM 51	CUMBERLAND 108	HUNTERDON 2,685	CAPE MAY 117	SUSSEX 14	MORRIS 0	SUSSEX 46	SOMERSET 2	ATLANTIC 10	SUSSEX 370
19	HUNTERDON 79,600	HUNTERDON 287	WARREN 298	CAPE MAY 457	SUSSEX 325	SOMERSET 39	SUSSEX 77	SALEM 2,474	HUNTERDON 89	MORRIS 9	OCEAN 0	WARREN 42	CAPE MAY 0	CAPE MAY 4	CAPE MAY 367
20	CAPE MAY 74,300	WARREN 276	SOMERSET 290	SALEM 234	HUNTERDON 241	HUNTERDON 32	SALEM 72	SUSSEX 1,899	WARREN 85	ATLANTIC 7	PASSAIC 0	SOMERSET 33	CUMBERLAND 0	SALEM 2	WARREN 342
21	SALEM 62,500	SALEM 125	SUSSEX 253	WARREN 214	WARREN 168	WARREN 17	WARREN 63	WARREN 1,702	SALEM 47	CUMBERLAND 7	SOMERSET 0	CUMBERLAND 14	SALEM 0	CUMBERLAND 0	SALEM 254
STATE TOTALS	7,339,000	55,661	31,332	51,714	22,376	2,805	7,849	239,564	28,176	4,901	1,729	4,752	392	2,940	76,987
1 Yr. Ago		53,084	29,824	48,863	19,247	2,486	7,020	226,635	26,097	4,320	2,060	3,974	416	2,345	70,709

\*The weight is computed for each type of case by dividing the number of hours on bench and in settlement conference by the total number of cases disposed of. The result is the average number of hours for the disposition of each type of case.

\*\*Weights were computed on the basis of hours and dispositions during the court year ending August 31, 1978.

\*\*\*Law Civil, Criminal, General Equity, Matrimonial and County District Court over 1 year; J&D.R. over 3 months

\*\*\*Official State Estimates by Office of Business Economics, N. J. Department of Labor & Industry (Provisional estimates published and certified March 9, 1978). Note: State estimates are shown to nearest thousand, County estimates to nearest hundred.



TOTAL CASES ADDED

TRIAL COURTS BY COUNTIES OF ASSIGNMENT JUDGES' VICINAGES,  
SUPREME COURT AND APPELLATE DIVISION OF THE SUPERIOR COURT

Court Years 1972-73 to 1977-78

COUNTY	TOTAL CASES ADDED						CHANGE				TRIAL COURTS	
	1972-73	1973-74	1974-75	1975-76	1976-77	1977-78	1977-78/1972-73 No.	%	1977-78/1976-77 No.	%	% of State Total Cases Added 1972-73	1977-78
Atlantic	10,152	11,963	14,450	14,980	16,678	17,826	7,674	75.6	1,148	6.9	2.3	3.1
Cape May	4,179	4,819	5,480	6,293	6,719	6,865	2,686	64.3	146	2.2	0.9	1.2
Cumberland	8,105	9,321	10,511	10,885	11,007	14,313	6,208	76.6	3,306	30.0	1.8	2.4
Salem	4,310	4,425	4,104	5,686	5,550	5,987	1,677	38.9	437	7.9	1.0	1.0
<u>TOTAL</u>	26,746	30,528	34,545	37,844	39,954	44,991	18,245	68.2	5,037	12.6	6.0	7.7
<u>Bergen</u>	40,663	42,715	51,667	53,025	51,220	52,615	11,952	29.4	1,395	2.7	9.2	9.0
Burlington	13,110	14,775	15,893	18,024	18,690	21,864	8,754	66.8	3,174	17.0	2.9	3.7
Ocean	13,730	14,888	17,759	18,119	19,436	22,004	8,274	60.3	2,568	13.2	3.1	3.8
<u>TOTAL</u>	26,840	29,663	33,652	36,143	38,126	43,868	17,028	63.4	5,742	15.1	6.0	7.5
Camden	23,709	29,182	32,237	35,092	36,601	37,416	13,707	57.8	815	2.2	5.3	6.4
Gloucester	7,918	9,199	10,578	11,092	11,964	12,242	4,324	54.6	278	2.3	1.8	2.1
<u>TOTAL</u>	31,627	38,381	42,815	46,184	48,565	49,658	18,031	57.0	1,093	2.3	7.1	8.5
<u>Essex</u>	97,474	99,712	104,467	113,197	119,323	114,178	16,704	17.1	- 5,145	- 4.3	21.9	19.6
<u>Hudson</u>	43,889	43,842	45,928	47,388	44,691	49,087	5,198	11.8	4,396	9.8	9.9	8.4
Hunterdon	3,313	3,712	3,665	3,499	3,543	3,881	568	17.1	338	9.5	0.8	0.7
Mercer	18,695	20,706	22,838	23,356	24,196	26,264	7,569	40.5	2,068	8.5	4.2	4.5
Somerset	7,987	8,143	9,525	9,308	9,495	10,002	2,015	25.2	507	5.3	1.8	1.7
<u>TOTAL</u>	29,995	32,561	36,028	36,163	37,234	40,147	10,152	33.9	2,913	7.8	6.8	6.9
<u>Middlesex</u>	34,576	34,247	38,799	39,560	40,852	44,254	9,678	28.0	3,402	8.3	7.8	7.6
<u>Monmouth</u>	27,607	30,019	31,430	34,010	32,821	33,668	6,061	22.0	847	2.6	6.2	5.8
Morris	14,347	14,529	15,841	16,582	16,791	20,358	6,011	41.9	3,567	21.2	3.2	3.5
Sussex	4,216	4,428	5,385	5,616	5,542	6,294	2,078	49.3	752	13.6	1.0	1.1
Warren	2,697	2,858	3,537	3,760	3,513	4,612	1,915	71.0	1,099	31.3	0.6	0.8
<u>TOTAL</u>	21,260	21,815	24,763	25,958	25,846	31,264	10,004	47.1	5,418	21.0	4.8	5.4
<u>Passaic</u>	34,385	34,082	32,453	35,902	37,901	42,687	8,302	24.1	4,786	12.6	7.7	7.3
<u>Union</u>	29,136	29,726	32,671	31,458	33,415	36,616	7,480	25.7	3,201	9.6	6.6	6.3
<u>TOTAL (Trial Courts)</u>	444,198	467,291	509,218	536,832	549,948	583,033	+138,835	+31.3	+33,085	+ 6.0	100.0	100.0
Supreme Court	173	183	221	232	225	193	+ 20	+11.6	- 32	-14.2		
Appellate Division	3,833	3,779	4,362	4,803	5,198	5,293	+ 1,460	+38.1	+ 95	+ 1.8		
STATE TOTAL	448,204	471,253	513,801	541,867	555,371	588,519	+140,315	+31.3	+33,148	+ 6.0		

**TOTAL CASES DISPOSED OF**  
**TRIAL COURTS BY COUNTIES OF ASSIGNMENT JUDGES' VICINAGES,**  
**SUPREME COURT AND APPELLATE DIVISION OF THE SUPERIOR COURT**  
**Court Years 1972-73 to 1977-78**

COUNTY	TOTAL CASES DISPOSED OF						CHANGE				TRIAL COURTS % of State Total Cases Disposed of	
	1972-73	1973-74	1974-75	1975-76	1976-77	1977-78	1977-78/1972-73 No.	%	1977-78/1976-77 No.	%	1972-73	1977-78
Atlantic	10,246	11,535	13,790	15,219	15,781	18,191	7,945	77.5	2,410	15.3	2.3	3.2
Cape May	4,234	4,169	5,246	6,484	6,493	6,317	2,083	49.2	- 176	- 2.7	0.9	1.1
Cumberland	7,877	9,044	10,309	10,577	11,012	14,057	6,180	78.5	3,045	27.7	1.7	2.5
Salem	4,395	4,464	3,929	5,427	5,341	5,852	1,457	33.2	511	9.6	1.0	1.0
<b>TOTAL</b>	<b>26,752</b>	<b>29,212</b>	<b>33,274</b>	<b>37,707</b>	<b>38,627</b>	<b>44,417</b>	<b>17,665</b>	<b>66.0</b>	<b>5,790</b>	<b>15.0</b>	<b>5.9</b>	<b>7.8</b>
<b>Bergen</b>	<b>40,824</b>	<b>48,061</b>	<b>50,953</b>	<b>51,906</b>	<b>49,779</b>	<b>49,591</b>	<b>8,767</b>	<b>21.5</b>	<b>- 188</b>	<b>- 0.4</b>	<b>9.1</b>	<b>8.7</b>
Burlington	12,938	13,837	14,610	16,478	19,421	21,560	8,622	66.6	2,139	11.0	2.9	3.8
Ocean	13,256	13,981	16,648	17,380	19,069	22,304	9,048	68.3	3,235	17.0	2.9	3.9
<b>TOTAL</b>	<b>26,194</b>	<b>27,818</b>	<b>31,258</b>	<b>33,858</b>	<b>38,490</b>	<b>43,864</b>	<b>17,670</b>	<b>67.5</b>	<b>5,374</b>	<b>14.0</b>	<b>5.8</b>	<b>7.7</b>
Camden	23,405	27,592	30,233	34,680	35,752	38,123	14,718	62.9	2,371	6.6	5.2	6.7
Gloucester	8,017	8,567	10,091	10,224	11,496	12,019	4,002	49.9	523	4.5	1.8	2.1
<b>TOTAL</b>	<b>31,422</b>	<b>36,159</b>	<b>40,324</b>	<b>44,904</b>	<b>47,248</b>	<b>50,142</b>	<b>18,720</b>	<b>59.6</b>	<b>2,894</b>	<b>6.1</b>	<b>7.0</b>	<b>8.8</b>
<b>Essex</b>	<b>100,066</b>	<b>103,454</b>	<b>102,221</b>	<b>110,900</b>	<b>116,639</b>	<b>113,046</b>	<b>12,980</b>	<b>13.0</b>	<b>-3,593</b>	<b>- 3.1</b>	<b>22.2</b>	<b>19.8</b>
<b>Hudson</b>	<b>46,574</b>	<b>44,897</b>	<b>46,582</b>	<b>45,867</b>	<b>43,916</b>	<b>48,081</b>	<b>1,507</b>	<b>3.2</b>	<b>4,165</b>	<b>9.5</b>	<b>10.3</b>	<b>8.4</b>
Hunterdon	3,221	3,701	3,308	3,377	3,101	3,657	436	13.5	556	17.9	0.7	0.6
Mercer	18,304	20,227	22,407	22,160	23,487	25,768	7,464	40.8	2,281	9.7	4.1	4.5
Somerset	7,896	8,389	9,092	8,772	9,878	9,786	1,890	23.9	- 92	- 0.9	1.7	1.7
<b>TOTAL</b>	<b>29,421</b>	<b>32,317</b>	<b>34,807</b>	<b>34,309</b>	<b>36,466</b>	<b>39,211</b>	<b>9,790</b>	<b>33.3</b>	<b>2,745</b>	<b>7.5</b>	<b>6.5</b>	<b>6.8</b>
<b>Middlesex</b>	<b>33,479</b>	<b>33,547</b>	<b>44,181</b>	<b>41,610</b>	<b>38,882</b>	<b>43,087</b>	<b>9,608</b>	<b>28.7</b>	<b>4,205</b>	<b>10.8</b>	<b>7.4</b>	<b>7.5</b>
<b>Monmouth</b>	<b>28,631</b>	<b>31,394</b>	<b>31,723</b>	<b>31,843</b>	<b>31,776</b>	<b>31,219</b>	<b>2,588</b>	<b>9.0</b>	<b>- 557</b>	<b>- 1.8</b>	<b>6.4</b>	<b>5.4</b>
Morris	14,803	14,206	15,491	16,386	16,242	20,598	5,795	39.2	4,356	26.8	3.3	3.6
Sussex	4,118	4,230	5,239	5,585	5,527	6,057	1,939	47.1	530	9.6	0.9	1.0
Warren	2,730	2,676	3,411	3,453	3,687	4,560	1,830	67.0	873	23.7	0.6	0.8
<b>TOTAL</b>	<b>21,651</b>	<b>21,112</b>	<b>24,141</b>	<b>25,424</b>	<b>25,456</b>	<b>31,215</b>	<b>9,564</b>	<b>44.2</b>	<b>5,759</b>	<b>22.6</b>	<b>4.8</b>	<b>5.4</b>
<b>Passaic</b>	<b>35,976</b>	<b>34,327</b>	<b>32,504</b>	<b>34,895</b>	<b>36,823</b>	<b>42,269</b>	<b>6,293</b>	<b>17.5</b>	<b>5,446</b>	<b>14.8</b>	<b>8.0</b>	<b>7.4</b>
<b>Union</b>	<b>29,945</b>	<b>30,939</b>	<b>30,714</b>	<b>31,528</b>	<b>32,628</b>	<b>36,371</b>	<b>6,426</b>	<b>21.5</b>	<b>3,243</b>	<b>11.5</b>	<b>6.6</b>	<b>6.3</b>
<b>TOTAL (Trial Courts)</b>	<b>450,935</b>	<b>473,237</b>	<b>502,682</b>	<b>524,751</b>	<b>536,730</b>	<b>572,513</b>	<b>+121,578</b>	<b>+27.0</b>	<b>+35,783</b>	<b>+ 6.7</b>	<b>100.0</b>	<b>100.0</b>
<b>Supreme Court</b>	<b>170</b>	<b>179</b>	<b>182</b>	<b>187</b>	<b>244</b>	<b>218</b>	<b>+ 48</b>	<b>+28.2</b>	<b>- 26</b>	<b>-10.7</b>		
<b>Appellate Division</b>	<b>3,411</b>	<b>3,568</b>	<b>3,877</b>	<b>4,333</b>	<b>4,237</b>	<b>4,741</b>	<b>+ 1,330</b>	<b>+39.0</b>	<b>+ 504</b>	<b>+11.9</b>		
<b>STATE TOTAL</b>	<b>454,516</b>	<b>476,984</b>	<b>506,741</b>	<b>529,271</b>	<b>541,211</b>	<b>577,472</b>	<b>+122,956</b>	<b>+27.1</b>	<b>+36,261</b>	<b>+ 6.7</b>		

TOTAL CASES PENDING

TRIAL COURTS BY COUNTIES OF ASSIGNMENT JUDGES' VICINAGES,  
SUPREME COURT AND APPELLATE DIVISION OF THE SUPERIOR COURT

Court Years 1972-73 to 1977-78

COUNTY	TOTAL CASES PENDING						1977-78/1972-73		1977-78/1976-77		TRIAL COURTS % of State Total Cases Pending	
	1972-73	1973-74	1974-75	1975-76	1976-77	1977-78	No.	%	No.	%	1972-73	1977-78
Atlantic	2,680	3,210	3,867	3,648	4,549	4,184	1,504	56.1	- 365	- 8.0	2.1	2.5
Cape May	1,114	1,765	2,024	1,834	2,061	2,609	1,495	134.2	548	26.6	0.9	1.5
Cumberland	1,867	2,145	2,347	2,517	2,534	2,790	923	49.4	256	10.1	1.4	1.6
Salem	814	781	958	1,217	1,420	1,555	741	91.0	135	9.5	0.6	0.9
<u>TOTAL</u>	6,475	7,901	9,196	9,216	10,564	11,138	4,663	72.0	574	5.4	5.0	6.5
<u>Bergen</u>	17,865	12,556	13,398	14,371	15,835	18,859	994	5.6	3,024	19.1	13.9	10.9
Burlington	3,478	4,420	5,719	7,267	6,547	6,851	3,373	97.0	304	4.6	2.7	4.0
Ocean	3,895	4,813	5,924	6,659	6,977	6,677	2,782	71.4	- 300	- 4.3	3.0	3.8
<u>TOTAL</u>	7,373	9,233	11,643	13,926	13,524	13,528	6,155	83.5	4	0.03	5.7	7.8
Camden	9,527	11,107	13,097	13,670	14,537	13,830	4,303	45.2	- 707	- 4.9	7.4	8.0
Gloucester	3,060	3,898	4,364	5,228	5,673	5,896	2,836	92.7	223	3.9	2.4	3.4
<u>TOTAL</u>	12,587	15,005	17,461	18,898	20,210	19,726	7,139	56.7	- 484	- 2.4	9.8	11.4
<u>Essex</u>	20,540	17,238	19,488	21,740	24,426	25,558	5,018	24.4	1,132	4.6	15.9	14.8
<u>Hudson</u>	13,360	12,322	11,672	13,220	14,064	15,070	1,710	12.8	1,006	7.2	10.4	8.7
Hunterdon	1,092	1,104	1,466	1,284	1,720	1,944	852	78.0	224	13.0	0.8	1.1
Mercer	4,729	5,257	5,687	7,035	7,982	8,478	3,749	79.3	496	6.2	3.7	4.9
Somerset	2,155	1,909	2,336	2,868	2,490	2,706	551	25.6	216	8.7	1.7	1.6
<u>TOTAL</u>	7,976	8,270	9,489	11,187	12,192	13,128	5,152	64.6	936	7.7	6.2	7.6
<u>Middlesex</u>	12,440	15,955	13,690	11,540	13,191	14,358	1,918	15.4	1,167	8.9	9.6	8.3
<u>Monmouth</u>	8,607	7,236	7,354	9,521	10,792	13,241	4,634	53.8	2,449	22.7	6.7	7.7
Morris	3,771	4,085	4,423	4,641	5,209	4,969	1,198	31.8	- 240	- 4.6	2.9	2.9
Sussex	1,226	1,418	1,551	1,586	1,602	1,639	613	50.0	237	14.8	1.0	1.1
Warren	556	736	857	1,162	997	1,049	493	88.7	52	5.2	0.4	0.6
<u>TOTAL</u>	5,553	6,239	6,831	7,389	7,808	7,657	2,304	41.5	49	0.6	4.3	4.6
<u>Passaic</u>	6,813	6,567	6,521	7,524	8,603	9,021	2,208	32.4	418	4.9	5.3	5.2
<u>Union</u>	9,345	8,180	10,187	10,178	10,955	11,200	1,855	19.9	245	2.2	7.2	6.5
<u>TOTAL (Trial Courts)</u>	128,934	126,702	136,930	148,710	162,164	172,684	+43,750	+33.9	+10,520	+ 6.5	100.0	100.0
Supreme Court	107	111	150	195	176	151	+ 44	+41.1	- 25	-14.2		
Appellate Division	3,514	3,725	4,266	4,746	5,641	6,193	+ 2,679	+76.2	+ 552	+ 9.8		
STATE TOTAL	132,555	130,538	141,346	153,651	167,981	179,028	+46,473	+35.1	+11,047	+ 6.6		

## SUMMARY OF HOURS ON BENCH AND IN SETTLEMENT CONFERENCE

September 1, 1977 to August 31, 1978

County	Chancery Division			Law Division		Juv. Delinq., JINS and Domestic Relations	** District	Total Non- Chancery	Total of Chancery and Non-Chancery	TOTAL 1 YEAR AGO * Chancery and Non-Chancery
	General Equity	Matrimonial	Total Chancery	Civil	Criminal					
Atlantic**	653.7	965.6	1,619.3	2,006.4	1,995.9	729.9	686.7	5,418.9	7,038.2	6,253.2
Bergen**	1,444.4	5,034.5	6,478.9	7,995.7	6,818.2	2,222.0	3,836.2	20,872.1	27,351.0	27,796.3
Burlington	774.7	1,411.7	2,186.4	2,091.6	1,855.8	1,046.1	687.3	5,680.8	7,867.2	6,943.9
Camden	1,219.3	1,609.5	2,828.8	4,330.1	5,537.3	2,170.9	1,399.1	13,437.4	16,266.2	15,589.0
Cape May	122.5	99.5	222.0	505.5	710.5	385.5	168.8	1,770.3	1,992.3	2,036.9
Cumberland	140.3	684.4	824.7	1,085.3	1,180.1	1,124.0	332.6	3,722.0	4,546.7	4,565.9
Essex	1,181.1	2,397.9	3,579.0	9,949.0	13,302.4	5,899.0	3,645.1	32,795.5	36,374.5	38,930.2
Gloucester	221.6	1,056.2	1,277.8	834.7	1,046.5	958.3	286.4	3,125.9	4,403.7	4,570.9
Hudson**	970.7	2,163.7	3,134.4	7,321.1	7,856.8	2,484.4	2,969.9	20,632.2	23,766.6	24,380.5
Hunterdon	157.7	436.9	594.6	606.1	465.9	215.0	189.2	1,476.2	2,070.8	2,042.9
Mercer	404.3	1,160.3	1,564.6	1,383.4	2,266.6	1,275.7	790.9	5,716.6	7,281.2	8,433.4
Middlesex	629.2	2,341.9	2,971.1	9,411.4	6,092.8	2,980.5	2,035.7	20,520.4	23,491.5	22,721.9
Monmouth	534.3	2,920.4	3,454.7	3,919.9	3,975.9	2,019.0	1,313.9	11,228.7	14,683.4	15,308.5
Morris	561.6	2,061.4	2,623.0	4,855.7	2,308.1	1,055.2	987.1	9,206.1	11,829.1	9,501.5
Ocean	903.7	1,233.3	2,137.0	2,553.3	1,639.0	688.4	642.4	5,523.1	7,660.1	6,671.1
Passaic	1,002.8	1,948.0	2,950.8	5,019.6	7,682.4	1,704.5	2,103.5	16,510.0	19,460.8	17,042.3
Salem	64.0	161.5	225.5	138.2	788.7	432.0	114.0	1,472.9	1,698.4	1,409.1
Somerset	360.7	948.4	1,309.1	2,420.9	1,269.1	557.6	627.1	4,874.7	6,183.8	5,733.6
Sussex	84.0	619.4	703.4	566.3	614.6	369.3	202.8	1,753.0	2,456.4	2,498.4
Union	960.2	1,978.0	2,938.2	6,668.6	7,049.3	3,174.9	2,483.4	19,376.2	22,314.4	21,806.4
Warren**	72.9	421.7	494.6	357.5	578.3	360.8	226.3	1,522.9	2,017.5	1,947.9
TOTAL	12,463.7	31,654.2	44,117.9	74,020.3	75,034.2	31,853.0	** 25,728.4	206,635.9	250,753.8	* 246,183.8
PERCENT OF TOTAL HOURS	5.0%	12.6%	--	29.5%	30.0%	12.7%	10.2%	--	--	--
TOTAL 1 YEAR AGO *	12,833.4	28,455.0	41,288.4	69,415.7	78,022.5	* 32,927.8	24,529.4	*204,895.4	* 246,183.8	--
PERCENT OF* TOTAL HOURS	5.2%	11.5%	--	28.2%	31.7%	13.4%	10.0%	--	--	--

\* Data differs from data published for 1976-77 Annual Report because of adjustments in the processing and tabulation of data.

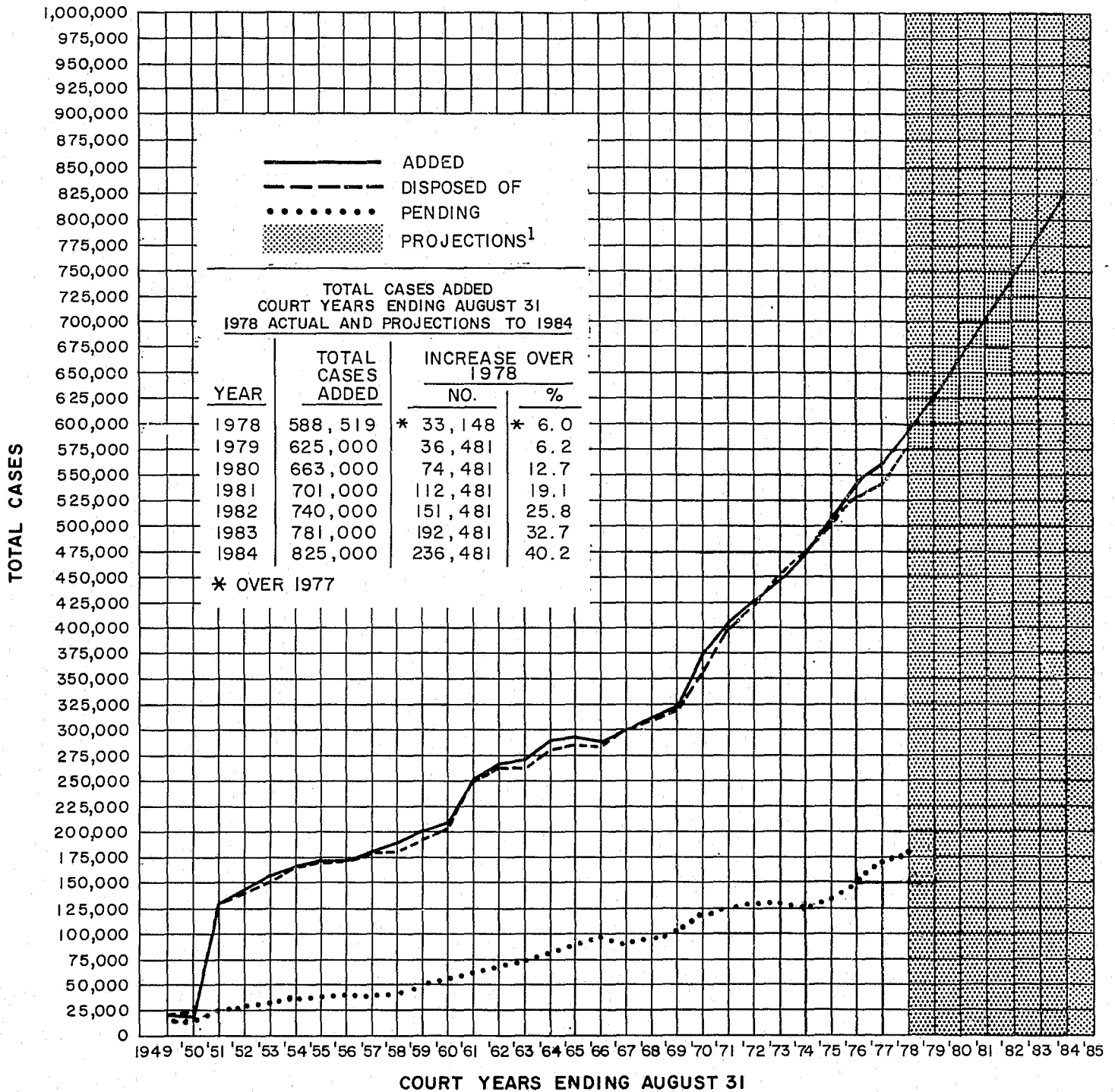
\*\* The "Hours" data for the County District Court includes hours on bench hearing traffic and minor criminal matters in concurrent jurisdiction with the Municipal Courts as follows: Atlantic -- 1.0, Bergen -- 736.8, Hudson -- 536.7, and Warren -- 136.4 for a total of 1,410.9 hours.

Source: Weekly reports of the Judges.

COMPARISON OF CASES ADDED  
AND MANNER OF DISPOSITION  
COURT YEAR 1977-78 COMPARED WITH 1976-77

	September 1, 1977 TO August 31, 1978		September 1, 1976 TO August 31, 1977	
	No.	Percent	No.	Percent
<u>Law Division -- Civil:</u>				
Added	40,233	- -	39,143	- -
Disposed of (Total)	37,667	- -	33,011	- -
Jury Trials	2,552	6.8%	2,572	7.8%
Non-Jury Trials	1,288	3.4%	1,279	3.9%
Settled, Dismissed or Discontinued:				
Before Trial Date	17,013	45.2%	14,383	43.6%
On Trial Date	15,356	40.8%	13,667	41.4%
Other (Transferred, etc.)	1,458	3.8%	1,110	3.3%
<u>Law Division -- Criminal:</u>				
Added	24,311	- -	25,748	- -
Disposed of (Total)	22,926	- -	24,648	- -
Jury Trials	2,360	10.3%	2,551	10.3%
Non-Jury Trials	462	2.0%	678	2.8%
Plea	12,419	54.2%	14,002	56.8%
Dismissal	7,685	33.5%	7,417	30.1%
<u>Chancery Division -- General Equity:</u>				
Added	4,023	- -	4,130	- -
Disposed of (Total)	3,704	- -	4,328	- -
Jury Trials	0	0.0%	1	0.02%
Non-Jury Trials	862	23.3%	1,012	23.4%
Settled, Dismissed or Discontinued:				
Before Trial Date	2,413	65.1%	2,900	67.0%
Other (Transferred, etc.)	429	11.6%	415	9.6%
<u>Chancery Division -- Matrimonial:</u>				
Added	27,371	- -	22,170	- -
Disposed of (Total)	26,483	- -	22,098	- -
In Court -- Contested	9,349	35.3%	8,431	38.2%
Uncontested	16,663	62.9%	13,330	60.3%
Settled Out of Court	25	0.1%	22	0.1%
Dismissed or Discontinued Out of Court	443	1.7%	315	1.4%
To General Equity, Law Division, etc.	3	0.01%	0	0.0%
<u>Juvenile &amp; Domestic Relations:</u>				
<u>Juvenile Delinquent</u>				
Added	81,827	- -	73,400	- -
Disposed of (Total)	80,352	- -	72,986	- -
Downgraded to JINS Complaints	75	0.1%	262	0.4%
Marked Inactive	4,838	6.0%	4,027	5.5%
Suspended Dispositions (Narcotics) NJSA 24:21-27(a) (1)	35	0.04%	11	0.02%
Referred Elsewhere	27,988	34.8%	22,496	30.8%
Represented by Counsel	27,285	34.0%	23,877	32.7%
Not Represented by Counsel	20,131	25.1%	22,313	30.6%
<u>Juvenile in Need of Supervision</u>				
Added	10,553	- -	8,843	- -
Disposed of (Total)	10,384	- -	8,689	- -
Represented by Counsel	2,448	23.6%	2,057	23.7%
Not Represented by Counsel	3,863	37.2%	3,865	44.5%
Marked Inactive	632	6.1%	496	5.7%
Referred Elsewhere	3,441	33.1%	2,271	26.1%
<u>Domestic Relations &amp; Recip. Support:</u>				
Added	73,460	- -	69,474	- -
Disposed of (Total)	72,397	- -	67,707	- -
By Hearing	61,823	85.4%	56,478	83.4%
Referred Elsewhere	6,154	8.5%	7,796	11.5%
Marked Inactive	4,420	6.1%	3,433	5.1%
<u>District Courts:</u>				
Added	317,885	- -	303,057	- -
Disposed of (Total)	315,263	- -	299,048	- -
Jury Trial	503	0.1%	435	0.2%
Non-Jury Trial	53,745	17.0%	51,428	17.2%
Judgments by Default	126,356	40.1%	120,849	40.4%
Settled, Dismissed or Discontinued:				
By Dismissal of Inactive Cases	30,159	9.6%	25,140	8.4%
Before Trial Date	31,418	10.0%	30,543	10.2%
On Trial Date	69,084	21.9%	67,012	22.4%
Other (Marked Inactive, Transferred, etc.)	3,998	1.3%	3,641	1.2%

**TOTAL CASES ADDED, DISPOSED OF AND PENDING, 1949 TO 1978  
AND PROJECTIONS<sup>1</sup> OF TOTAL CASES ADDED 1979 TO 1984  
(ALL COURTS, EXCEPT MUNICIPAL COURTS)**



<sup>1</sup> PROJECTIONS BASED ON REGRESSION ANALYSIS OF THE HISTORICAL GROWTH OF TOTAL CASES ADDED.

## COMPARATIVE SUMMARY

1948-49 to 1957-58

	1948- 1949	1949- 1950	1950- 1951	1951- 1952	1952- 1953	1953- 1954	1954- 1955	1955- 1956	1956- 1957	1957- 1958
Supreme Court Appeals: Appeals filed and certified Disposed of Pending at end	247	178	158	160	174 25	194 199 20	187 197 10	173 165 18	152 157 22	221 205 42
Superior Court, App. Div. Appeals: Appeals filed (not including appeals certified by Supreme Court before calendaring) Disposed of Pending at end	414	537 364	642 684 322	645 557 410	652 749 313	656 677 292	694 600 364	678 653 376	654 618 412	568 595 335
Superior Court, Law Div. & Co. Cts. Combined Civil Cases: Added Disposed of Pending at end	13,157 12,107 10,495	10,990 14,476 7,009	11,342 11,812 6,562	13,426 11,840 8,158	14,015 12,373 9,800	13,802 12,973 10,629	13,870 13,051 11,448	13,194 13,659 11,041	15,256 15,806 10,491	15,587 14,382 11,696
*Criminal Cases: Added Disposed of Pending at end				8,906 8,392 3,903	9,373 10,293 3,923	9,985 10,145 3,763	11,561 10,924 4,771	11,226 11,705 4,492	9,620* 10,056 5,263	9,753 8,360 8,992
**** Post-Conviction Relief Petitions: Added Disposed of Pending at end										
Superior Court, Chancery Division General Equity Cases: Added Disposed of Pending at end	1,786 1,473 506	1,487 1,527 466	1,667 1,564 569	1,710 1,789 490	1,740 1,619 611	1,814 1,855 570	1,761 1,661 621	1,886 1,904 603	2,014 1,907 710	2,139 1,929 920
Matrimonial Cases: Added Disposed of Pending at end	5,819 6,283 614	5,869 5,479 1,004	5,273 5,467 810	5,864 5,587 1,107	5,745 5,454 1,398	5,658 5,374 1,682	5,354 5,230 1,506	5,455 5,620 1,341	5,330 5,614 1,057	5,067 5,028 1,096
County Courts Contested Probate Matters: Added Disposed of Pending at end										
Civil Appeals: Added Disposed of Pending at end		43	122 118 47	150 127 70	147 142 75	164 190 49	194 163 80	243 275 57	164 156 61	142 140 63
Criminal Appeals: Added Disposed of Pending at end		261	609 679 191	615 561 245	647 612 280	745 772 253	773 796 230	934 857 293	1,053 1,069 281	1,110 1,006 385
Juvenile and Dom. Rel. Courts Hearings Rehearings Total	11,145	15,587	15,901	18,258	21,728	23,801	26,722	29,218	35,508	38,495
**Juvenile Complaints Added Disposed of Pending at end										
***"Juveniles in Need of Supervision" Added Disposed of Pending at end										
**Domestic Relations and Reciprocal Support Complaints Added Disposed of Pending at end										
County District Courts Cases instituted in and transferred to the District Court Disposed of Pending at end		14,176	107,995 108,185 13,986	112,626 111,591 15,021	123,966 119,788 19,229	132,752 134,103 17,878	139,236 138,876 18,238	138,400 137,635 19,832	147,311 149,292 17,851	155,114 153,710 19,255
TOTAL, All Courts (Except Municipal Courts) Added Juvenile & Domestic Relations Hearings Rehearings TOTAL Disposed of Pending at end	20,762	18,346	127,650	143,942	156,959	165,770	173,630	172,279	181,554	188,701
Juvenile & Domestic Relations Hearings Rehearings	:	:	:	:	:	:	:	15,429 13,799	18,792 16,716	20,467 18,028
TOTAL Disposed of Pending at end	11,145 20,524 11,615	15,587 22,197 23,323	15,901 128,667 26,476	18,258 141,184 29,404	21,728 151,055 35,629	23,801 166,288 35,136	26,722 171,798 37,268	29,218 172,274 37,053	35,508 184,675 39,133	38,495 186,355 42,734
Municipal Courts Disposed of by Municipal Court Hearings: Moving traffic cases Parking cases Non-traffic cases Disposed of in Violations Bureau: Moving traffic cases Parking cases Non-traffic cases Total		78,062 48,004 69,988	97,330 50,760 69,455	103,840 54,968 74,134	120,861 56,907 76,730	136,953 76,526 74,992	156,020 93,182 72,705	132,123 70,469 69,744	155,141 60,346 74,605	150,282 61,706 78,063
Total		559,497	639,697	693,367	756,481	894,946	1,063,606	1,213,916	1,315,491	1,347,433

\*New unit of reporting commencing 1956-57 court year

\*\*New unit of reporting commencing July, 1960

\*\*\*"Juveniles in Need of Supervision" Statue Effective March 1, 1974

\*\*\*\*Rule 3:22, effective 1/1/65.

NOTE: The year-to-year figures on cases pending, added, disposed of and pending at ending of the subsequent year may not balance because of "recounts" as a result of physical inventories by the reporting sources.

## COMPARATIVE SUMMARY

1958-59 to 1969-70

1958-1959	1959-1960	1960-1961	1961-1962	1962-1963	1963-1964	1964-1965	1965-1966	1966-1967	1967-1968	1968-1969	1969-1970
144 148 38	161 150 49	136 152 33	189 151 71	133 152 52	140 145 47	133 141 39	209 157 91	160 131 120	142 170 92	139 154 77	170 167 80
733 631 487	918 771 634	880 851 663	1,039 1,054 643	1,061 947 762	1,166 1,000 925	1,121 921 1,139	1,263 1,560 842	1,548 1,399 991	1,814 1,539 1,266	2,026 1,619 1,673	2,397 1,885 2,185
18,962 15,123 15,535	20,131 15,063 20,603	21,689 19,688 22,604	24,145 23,056 23,830	25,230 23,315 25,745	27,825 22,768 30,802	30,035 28,439 32,425	31,576 22,929 41,072	32,126 28,783 44,581	35,555 33,992 46,152	34,341 33,875 46,457	33,892 31,528 48,673
10,425 8,960 10,357	10,486 11,185 9,450	11,407 11,912 8,945	11,566 11,805 8,698	12,728 11,629 9,797	12,930 11,304 11,579	12,602 11,916 12,336	11,506 12,617 11,025	12,123 10,796 11,133	14,273 13,074 12,364	17,209 14,746 14,813	19,924 16,823 17,802
						356 307 247	352 457 122	426 386 164	398 307 165	372 390 149	347 392 103
2,046 1,985 981	2,304 2,210 1,075	2,256 2,290 1,041	2,470 2,261 1,250	2,352 2,248 1,354	2,725 2,541 1,540	2,555 2,421 1,674	2,709 2,750 1,624	2,971 2,931 1,484	2,636 2,518 1,602	2,473 2,595 1,482	2,443 2,447 1,490
5,271 5,032 1,335	5,606 5,381 1,560	5,691 5,991 1,260	5,885 6,019 1,126	6,183 5,874 1,435	6,485 6,186 1,734	6,893 6,493 2,134	7,727 8,173 1,688	8,100 7,974 1,814	9,056 9,133 1,737	9,222 9,155 1,807	11,041 10,465 2,370
	139	284 324 99	301 306 98	260 264 94	281 270 105	247 241 111	262 244 129	263 277 115	234 242 106	237 234 107	240 244 103
203 173 93	228 221 100	209 215 94	173 192 75	174 150 99	207 184 122	157 192 87	186 194 79	155 133 81	206 146 137	157 205 89	184 170 104
1,389 1,348 426	1,506 1,464 468	1,540 1,559 449	1,612 1,725 336	1,784 1,694 426	1,886 1,791 521	2,160 2,120 561	2,182 2,231 512	2,212 2,185 542	2,353 2,309 587	2,617 2,519 685	2,505 2,618 543
23,394 22,462 45,856	27,277 24,297 51,574	28,804 28,136 56,940	32,167 30,157 63,324	33,442 30,271 63,713	38,368 39,736 78,104	43,659 44,428 88,087	41,902 41,819 83,721	51,017 42,598 93,615	55,863 44,017 99,880	:	:
		15,129 15,217 1,822	18,048 17,446 2,424	20,222 18,902 3,995	25,016 24,851 4,160	26,827 26,495 4,492	26,914 26,698 4,708	29,966 29,735 4,939	35,886 32,754 8,071	42,200 40,976 9,632	50,304 49,693 10,467
		15,769 15,702 2,851	16,434 16,587 2,698	17,676 17,075 3,514	18,879 18,915 3,478	19,790 19,381 3,887	19,918 18,243 5,562	21,100 23,001 3,661	21,023 21,384 3,300	31,539 30,520 4,310	35,466 35,131 4,683
162,796 160,043 21,408	168,332 167,757 21,983	177,929 177,146 22,766	184,905 184,236 23,374	183,264 180,523 26,115	193,046 190,557 28,604	191,726 188,319 32,011	184,627 187,723 28,915	190,967 197,174 22,708	188,734 191,409 20,033	180,674 182,049 18,639	215,491 207,164 28,908
201,969	209,672	252,919	266,767	271,067	290,586	294,602	289,431	302,117	312,310	323,206	374,404
23,394 22,462 45,856 193,443 50,660	27,277 24,297 51,574 204,202 56,061	28,804 28,136 56,940 251,047 62,627	32,167 30,157 62,324 264,838 64,628	33,442 30,271 63,713 262,773 73,388	38,368 39,736 78,104 280,512 83,617	43,659 44,428 88,087 287,386 91,143	41,902 41,819 83,721 284,185 96,369	51,017 42,598 93,615 304,925 92,333	55,863 44,017 99,880 309,067 95,612	:	:
160,289 72,958 76,538	159,879 72,994 84,759	152,421 82,962 93,026	168,465 70,391 91,140	177,974 75,410 94,103	187,304 85,826 105,570	209,659 99,351 104,196	223,393 120,791 112,233	226,776 130,806 114,551	234,485 124,463 117,692	256,100 126,051 132,883	265,060 147,705 143,168
232,971 876,199 1,769 1,420,724	261,915 926,374 2,538 1,508,459	270,529 1,011,201 4,035 1,614,174	268,051 1,009,818 3,223 1,611,088	280,681 1,038,784 2,935 1,669,887	287,275 1,076,468 4,257 1,746,700	331,620 1,097,263 5,880 1,847,969	354,123 1,237,229 6,707 2,054,476	360,436 1,198,321 8,437 2,039,327	368,517 1,225,945 8,220 2,079,322	414,051 1,308,798 11,204 2,248,487	402,236 1,521,846 12,905 2,492,920



## COMPARATIVE SUMMARY

1970-71 to 1977-78

	1970- 1971	1971- 1972	1972- 1973	1973- 1974	1974- 1975	1975- 1976	1976- 1977	1977- 1978
Supreme Court Appeals:								
Appeals filed and certified	195	169	173	183	221	232	225	193
Disposed of	157	183	170	179	182	187	244	218
Pending at end	118	104	107	111	150	195	176	151
Superior Court, Appellate Division Appeals:								
Appeals filed 1/	2,685	3,548	3,833	3,779	4,362	4,803	5,198	5,293
Disposed of	2,349	2,977	3,411	3,568	3,877	4,333	4,237	4,741
Pending at end	2,521	3,092	3,514	3,725	4,266	4,746	5,641	6,193
Superior Court, Law Div. & Co. Cts. Combined Civil Cases:								
Added	32,324	31,107	31,750	32,168	36,201	36,966	39,143	40,233
Disposed of	31,482	35,801	36,896	35,363	31,990	30,759	33,011	37,667
Pending at end	49,189	44,560	39,656	36,466	40,854	46,952	53,095	55,661
* Criminal Cases:								
Added	25,159	29,127	25,134	24,170	27,567	27,663	25,748	24,311
Disposed of	22,387	27,362	25,427	24,434	23,260	25,495	24,648	22,826
Pending at end	20,761	22,322	21,905	22,248	26,571	28,724	29,947	31,332
****Post-Conviction Relief Petitions:								
Added	358	445	458	488	304	227	227	219
Disposed of	361	432	417	469	402	241	226	239
Pending at end	98	112	142	161	68	55	57	37
Superior Court, Chancery Division General Equity Cases:								
Added	2,807	2,967	3,301	3,596	3,844	3,936	4,130	4,023
Disposed of	2,530	2,650	3,180	3,469	3,523	3,910	4,328	3,704
Pending at end	1,772	2,090	2,218	2,326	2,657	2,684	2,486	2,805
Matrimonial Cases:								
Added	13,349	17,940	22,933	20,790	22,782	23,391	22,170	27,371
Disposed of	13,240	15,858	22,387	20,808	21,964	22,205	22,098	26,483
Pending at end	2,455	4,536	4,993	5,000	5,764	6,948	6,961	7,849
County Courts Contested Probate Matters:								
Added	240	324	382	347	404	584	693	597
Disposed of	235	340	336	339	395	519	653	612
Pending at end	109	95	145	163	168	233	277	262
Civil Appeals:								
Added	190	92	:	:	:	:	:	:
Disposed of	189	181	:	:	:	:	:	:
Pending at end	105	21	:	:	:	:	:	:
Criminal Appeals:								
Added	2,355	2,569	3,238	3,375	3,629	3,790	3,063	2,554
Disposed of	2,359	2,536	3,117	3,331	3,586	3,730	3,336	2,486
Pending at end	565	610	725	769	797	846	580	648
Juvenile and Dom. Rel. Courts Hearings	:	:	:	:	:	:	:	:
Rehearings	:	:	:	:	:	:	:	:
Total	:	:	:	:	:	:	:	:
**Juvenile Complaints								
Added	53,581	58,816	63,852	68,547	74,790	75,862	73,400	81,827
Disposed of	55,216	57,239	63,475	69,451	73,893	74,752	72,986	80,352
Pending at end	8,836	10,275	10,903	10,004	10,925	11,902	12,554	14,029
***"Juveniles in Need of Supervision"								
Added				3,788	7,867	8,622	8,843	10,553
Disposed of				3,122	7,852	8,524	8,689	10,384
Pending at end				662	677	776	937	1,106
**Domestic Relations and Reciprocal Support Complaints								
Added	35,089	40,454	41,407	49,358	50,889	61,874	69,474	73,460
Disposed of	34,874	40,046	42,723	49,619	50,235	61,439	67,707	72,397
Pending at end	5,015	5,414	3,663	3,461	4,069	4,736	6,178	7,241
County District Courts Instituted in and transferred to the District Court								
Added	237,548	239,213	251,743	260,664	280,941	293,917	303,057	317,885
Disposed of	232,228	236,106	253,277	262,832	285,582	293,177	299,048	315,263
Pending at end	34,238	37,344	44,384	45,442	44,380	44,854	49,092	51,714
TOTAL, All Courts (Except Municipal Courts)								
Added	405,880	426,771	448,204	471,253	513,801	541,867	555,371	588,519
Juvenile & Domestic Relations Hearings	:	:	:	:	:	:	:	:
Rehearings	:	:	:	:	:	:	:	:
TOTAL	:	:	:	:	:	:	:	:
Disposed of	397,587	421,711	454,516	476,984	506,741	529,271	541,211	577,472
Pending at end	125,782	130,575	132,555	130,538	141,346	153,651	167,981	179,028
Municipal Courts Disposed of by Municipal Court Hearings:								
Moving traffic cases	295,320	304,054	309,905	323,441	337,037	332,505	331,742	344,399
Parking cases	164,640	202,484	158,975	154,604	127,051	136,235	132,007	115,361
Non-traffic cases	157,989	161,071	162,582	177,915	195,945	206,703	203,754	207,615
Disposed of in Violations Bureau:								
Moving traffic cases	463,130	555,469	599,740	598,247	660,372	644,944	611,778	692,836
Parking cases	1,645,379	1,701,651	1,684,833	1,705,097	1,795,284	1,722,420	1,801,670	1,915,641
Non-traffic cases	12,498	12,483	13,700	15,476	16,941	19,134	20,619	22,291
TOTAL	2,738,956	2,937,212	2,929,735	2,974,780	3,132,630	3,061,941	3,101,570	3,298,143

1/ Not including appeals certified by Supreme Court before calendaring

\* New unit of reporting commencing 1956-57 court year

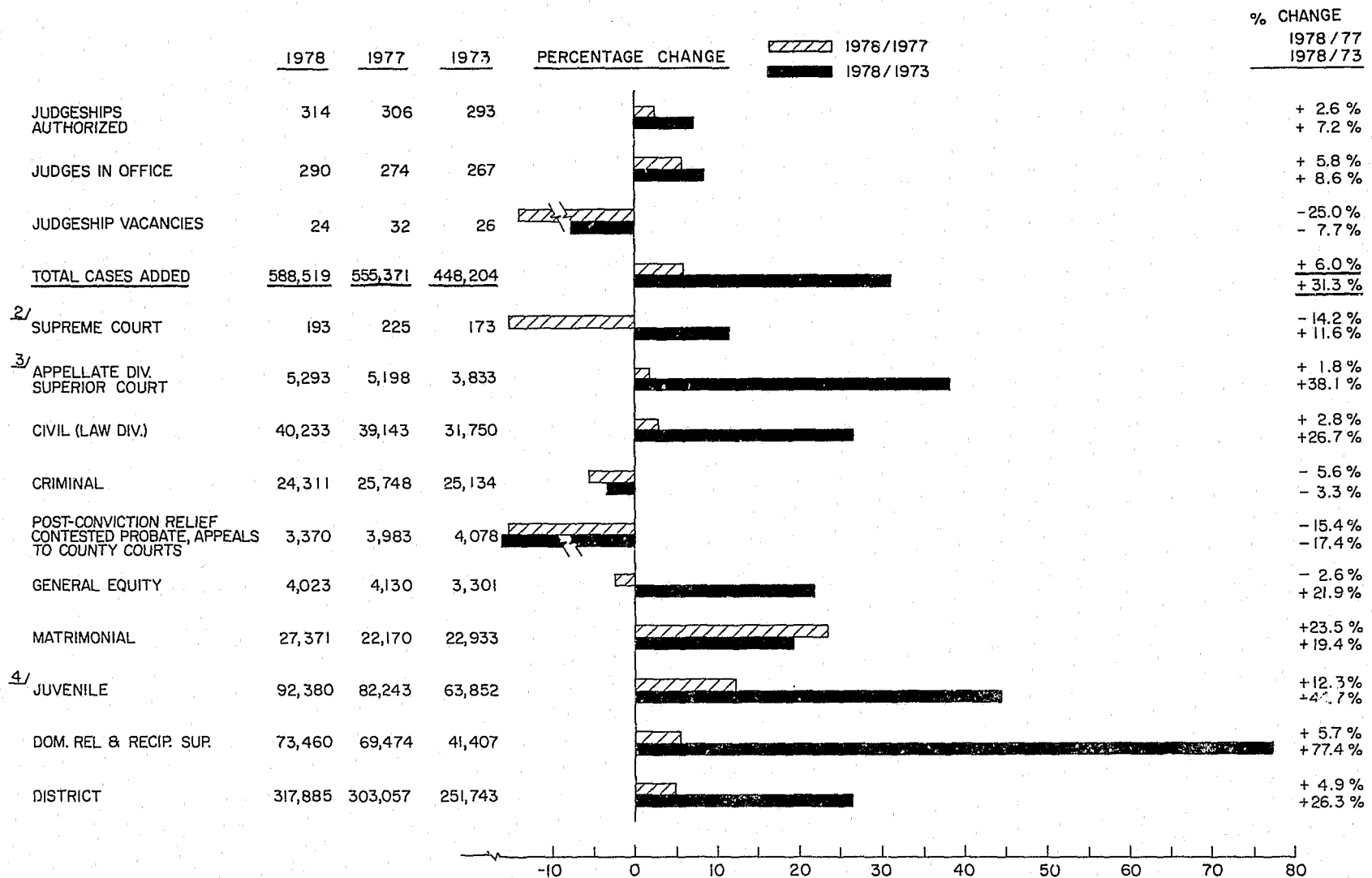
\*\* New unit of reporting commencing July, 1960

\*\*\* "Juveniles in Need of Supervision" Statute Effective March 1, 1974

\*\*\*\* Rule 3:22, effective January 1, 1965

NOTE: The year-to-year figures on cases pending, added, disposed of and pending at ending of the subsequent year may not balance because of "recounts" as a result of physical inventories by the reporting sources.

NUMBER OF JUDGESHIPS <sup>1/</sup> AND CASES ADDED  
COURT YEARS ENDING AUGUST 31  
1978 COMPARED WITH 1977 AND 1973



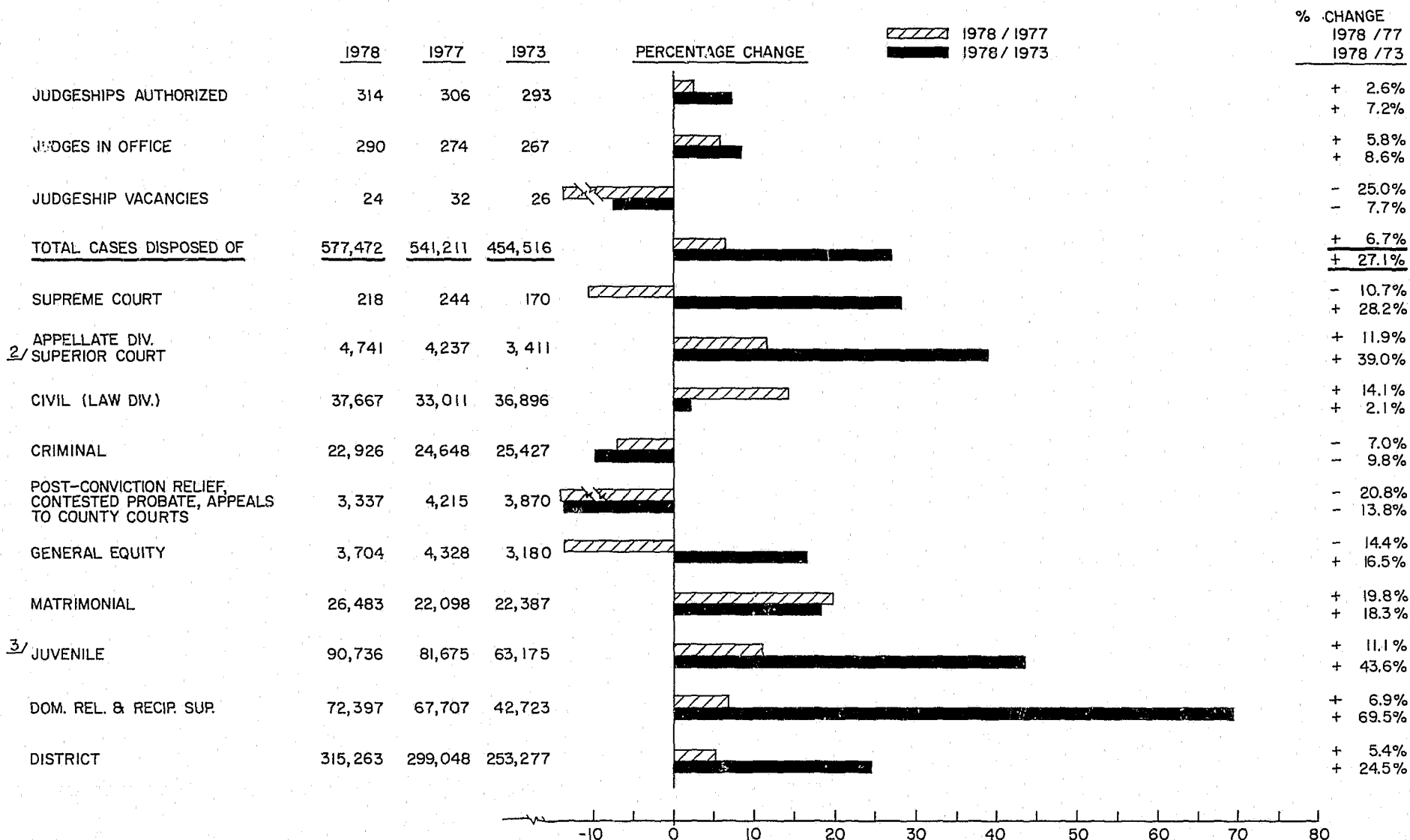
<sup>1/</sup> AS OF SEPTEMBER 1, OF EACH YEAR.

<sup>2/</sup> INCLUDES CERTIFICATIONS.

<sup>3/</sup> DOES NOT INCLUDE APPEALS CERTIFIED BY SUPREME COURT BEFORE CALENDARING.

<sup>4/</sup> DATA INCLUDES JUVENILES IN NEED OF SUPERVISION (JINS), STATUTE EFFECTIVE MARCH 1, 1974. 1978=10,553; 1977=8,843; 1976=8,622; 1975=7,867; 1974=3,788.

NUMBER OF JUDGESHIPS <sup>1/</sup> AND CASES DISPOSED OF  
COURT YEARS ENDING AUGUST 31  
1978 COMPARED WITH 1977 AND 1973

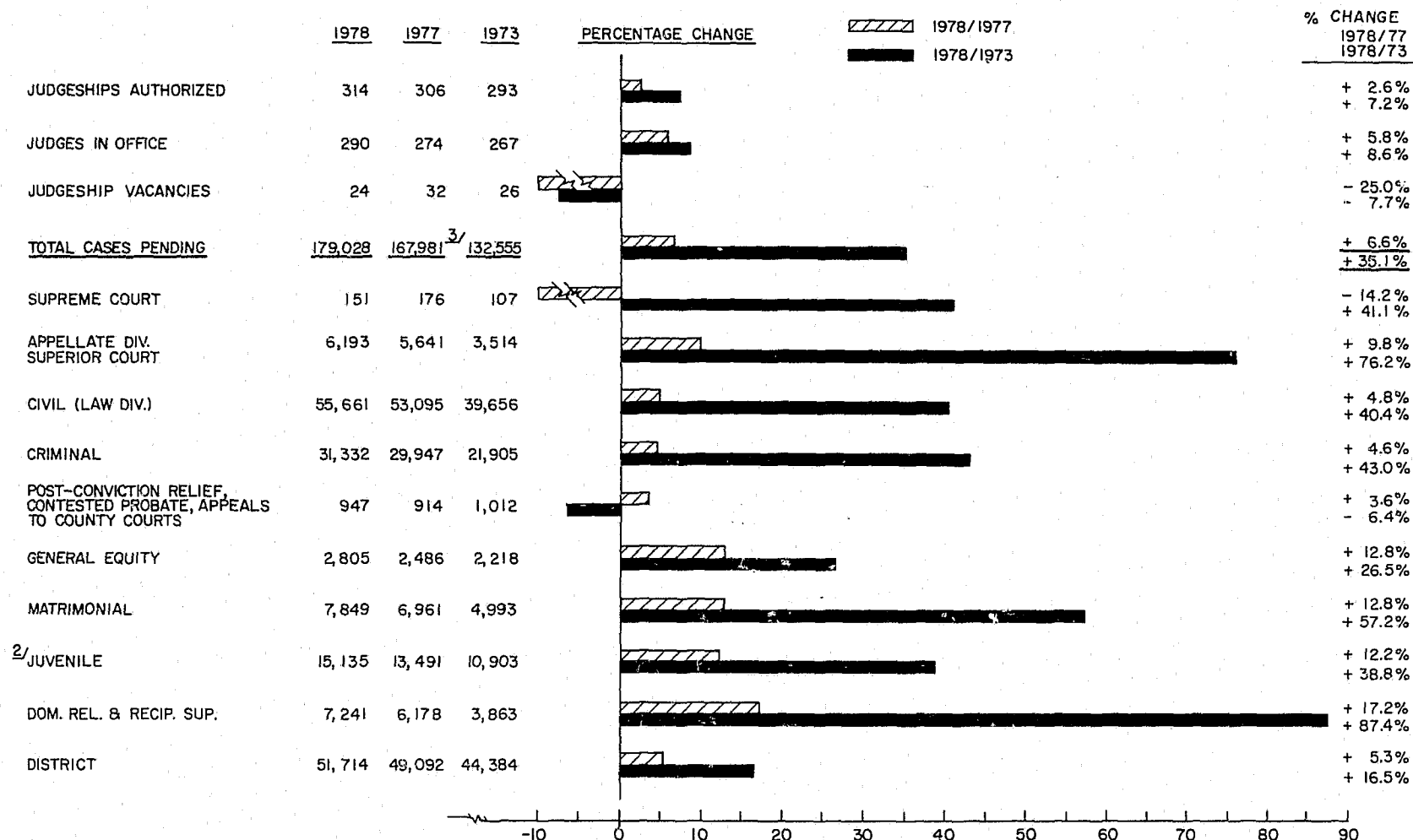


<sup>1/</sup> AS OF SEPTEMBER 1, OF EACH YEAR

<sup>2/</sup> DOES NOT INCLUDE APPEALS CERTIFIED BY SUPREME COURT BEFORE CALENDARING.

<sup>3/</sup> DATA INCLUDES JUVENILES IN NEED OF SUPERVISION (JINS), STATUTE EFFECTIVE MARCH 1, 1974. 1978=10,384; 1977=8,689; 1976=8,524; 1975=7,852; 1974=3,122

**NUMBER OF JUDGESHIPS <sup>1/</sup> AND CASES PENDING  
COURT YEARS ENDING AUGUST 31  
1978 COMPARED WITH 1977 AND 1973**



<sup>1/</sup> AS OF SEPTEMBER 1, OF EACH YEAR.

<sup>2/</sup> DATA INCLUDES THE JUVENILES IN NEED OF SUPERVISION (JINS), STATUTE EFFECTIVE MARCH 1, 1974. 1978=1,106; 1977=930; 1976=775; 1975=677; 1974=662.

<sup>3/</sup> DATA DIFFERS FROM CASES PENDING AUGUST 31, 1977 AS REPORTED IN 1976-77 ANNUAL REPORT, BECAUSE OF RECOUNTS BY THE COUNTIES RESULTING FROM THEIR PERIODIC PHYSICAL INVENTORIES AND THE DISCOVERY OF OTHER REPORTING ERRORS IN THE COUNTIES DURING THE COURSE OF THE YEAR.

CUMULATIVE TOTAL

SEPTEMBER 1977 - AUGUST 1978

TRIAL JUDGE DAYS POSSIBLE, AVAILABLE<sup>1</sup>  
AND LOST DUE TO VACANCIES.

MONTH	COURT DAYS	AVERAGE NUMBER OF TOTAL TRIAL JUDGESHIPS	TOTAL POSSIBLE WORK DAYS	TRIAL JUDGE WORK DAYS ASSIGNED TO TRIAL COURTS	TRIAL JUDGE WORK DAYS T/A TO APPELLATE DIVISION	TOTAL TRIAL JUDGE WORK DAYS AVAILABLE	TOTAL DAYS LOST DUE TO VACANCIES
SEPTEMBER	15	269	4,035	3,485	-	3,485	550
OCTOBER	20	271	5,420	4,647	-	4,647	773
NOVEMBER	18	271	4,878	4,195	-	4,195	683
DECEMBER	17	271	4,607	3,978	-	3,978	629
JANUARY	20	271	5,420	4,681.5	15.5	4,697	723
FEBRUARY	18	271	4,878	4,241	24	4,265	613
MARCH	17	271	4,607	4,017	33	4,050	557
APRIL	20	271	5,420	4,729.5	54.5	4,784	636
MAY	21	271	5,691	5,030	47	5,077	614
JUNE	22	271	5,962	5,274	34	5,308	654
JULY	20	271	5,420	4,806	2	4,808	612
AUGUST	24	271.83 *	6,524	5,783	-	5,783	741
TOTAL	232	270.96 *	62,862	54,867	210	55,077	7,785
TOTAL 1 YEAR AGO	227	261.56 *	59,374	52,163	-	52,163	7,211

1/ Supreme Court, Appellate Division, Assignment Judges and retired judges excluded from count. Superior Court judges counted in the county worked each day. Lower Court judges counted in court and county of permanent assignment, unless transferred to another county, then counted in the court and county transferred to.

\* Fractional numbers of average judgeships are due to trial judge positions being established in mid-month.

Source: Judges' Weekly Reports.

AVERAGE AVAILABLE FULL TIME TRIAL JUDGES

SEPTEMBER 1977 - AUGUST 1978<sup>1</sup>

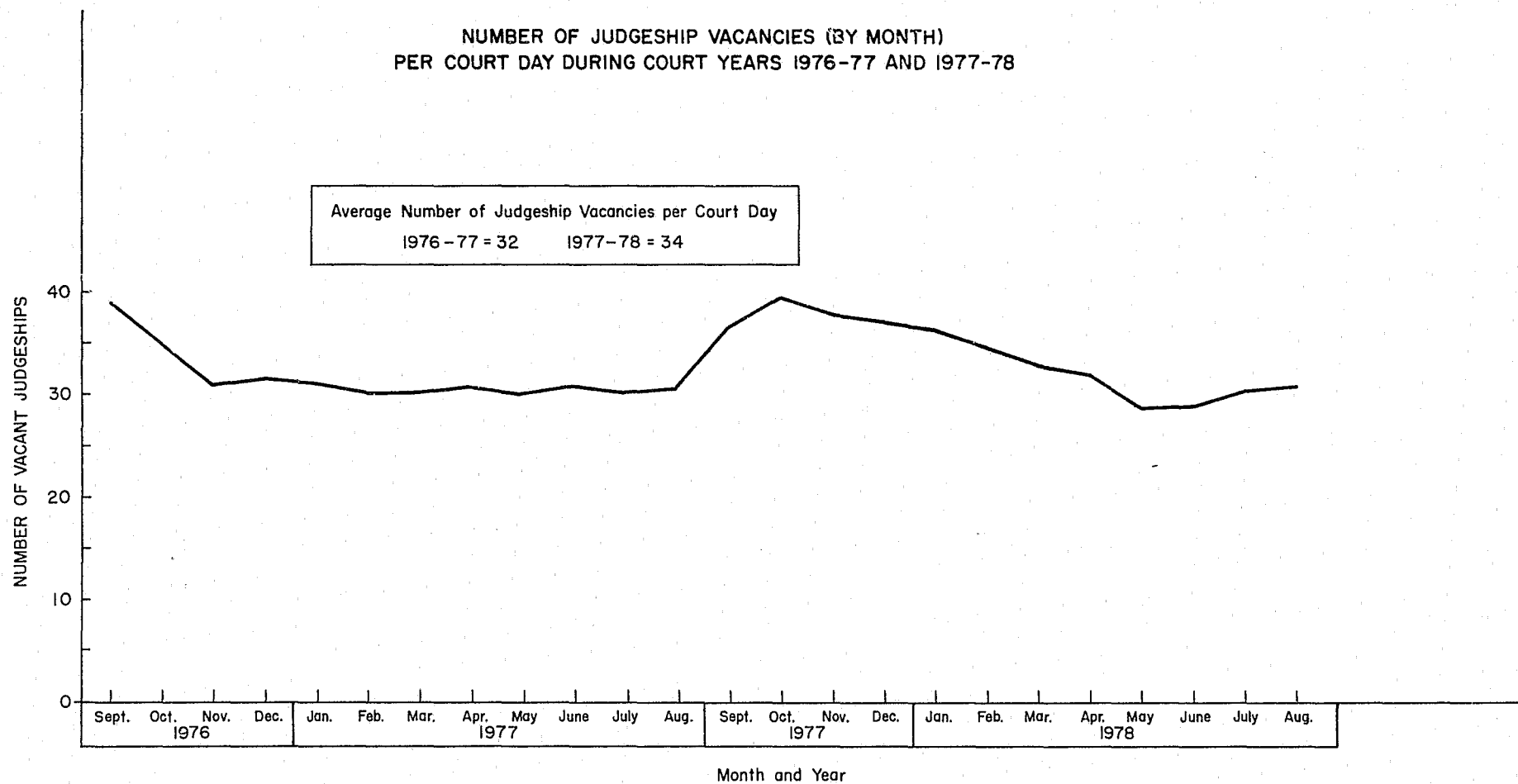
VICINAGES	AVERAGE FULL TIME JUDGES ASSIGNED TO TRIAL COURTS	AVERAGE FULL TIME JUDGES T/A TO APPELLATE DIVISION	TOTAL FULL TIME JUDGES AVAILABLE	TOTAL 1 YEAR AGO
<u>Vicinage #1</u>				
Atlantic	6.28	-	6.28	4.90
Cape May	2.16	-	2.16	1.95
Cumberland	3.57	-	3.57	3.69
Salem	1.62	-	1.62	1.14
<u>Total</u>	<u>13.63</u>	-	<u>13.63</u>	<u>11.68</u>
<u>Vicinage #2</u>				
Bergen	25.35	0.19	25.54	26.32
<u>Vicinage #3</u>				
Burlington	7.94	-	7.94	6.54
Ocean	7.78	-	7.78	6.98
<u>Total</u>	<u>15.72</u>	-	<u>15.72</u>	<u>13.52</u>
<u>Vicinage #4</u>				
Camden	15.36	-	15.36	14.62
Gloucester	5.05	-	5.05	4.27
<u>Total</u>	<u>20.41</u>	-	<u>20.41</u>	<u>18.89</u>
<u>Vicinage #5</u>				
Essex	34.80	-	34.80	35.33
<u>Vicinage #6</u>				
Hudson	22.86	0.55	23.41	23.08
<u>Vicinage #7</u>				
Hunterdon	1.89	-	1.89	2.08
Mercer	6.91	-	6.91	8.74
Somerset	5.97	-	5.97	6.14
<u>Total</u>	<u>14.77</u>	-	<u>14.77</u>	<u>16.96</u>
<u>Vicinage #8</u>				
Middlesex	20.44	0.17	20.61	19.98
<u>Vicinage #9</u>				
Monmouth	13.56	-	13.56	14.00
<u>Vicinage #10</u>				
Morris	9.91	-	9.91	8.08
Sussex	2.11	-	2.11	2.09
Warren	1.94	-	1.94	2.04
<u>Total</u>	<u>13.96</u>	-	<u>13.96</u>	<u>12.21</u>
<u>Vicinage #11</u>				
Passaic	19.00	-	19.00	16.61
<u>Vicinage #12</u>				
Union	22.00	-	22.00	21.21
<u>STATE TOTAL</u>	<u>236.50</u>	<u>0.91</u>	<u>237.41</u>	<u>229.79</u>
<u>VACANCIES *</u>			<u>33.55</u>	<u>31.77</u>

1/ Supreme Court, Appellate Division, Assignment Judges and retired judges excluded from count. Superior Court judges counted in the county worked each day. Lower Court judges counted in court and county of permanent assignment, unless transferred to another county, then counted in the court and county transferred to.

\* Full time trial judge days lost due to vacancies = 7,785

Source: Judges' Weekly Reports.

# NUMBER OF JUDGESHIP VACANCIES (BY MONTH) PER COURT DAY DURING COURT YEARS 1976-77 AND 1977-78



NUMBER OF COURT DAYS LOST (BY MONTH) DUE TO  
JUDICIAL VACANCIES DURING COURT YEARS 1976-77 AND 1977-78

Average Monthly Days Lost Due to Judicial Vacancies

1976 - 77 = 601

1977 - 78 = 649

NUMBER OF JUDGE (COURT) DAYS LOST

xpxx

Sept.	Oct.	Nov.	Dec.	Jan.	Feb.	Mar.	Apr.	May	June	July	Aug.	Sept.	Oct.	Nov.	Dec.	Jan.	Feb.	Mar.	Apr.	May	June	July	Aug.
1976				1977				1977				1978											

Month and Year

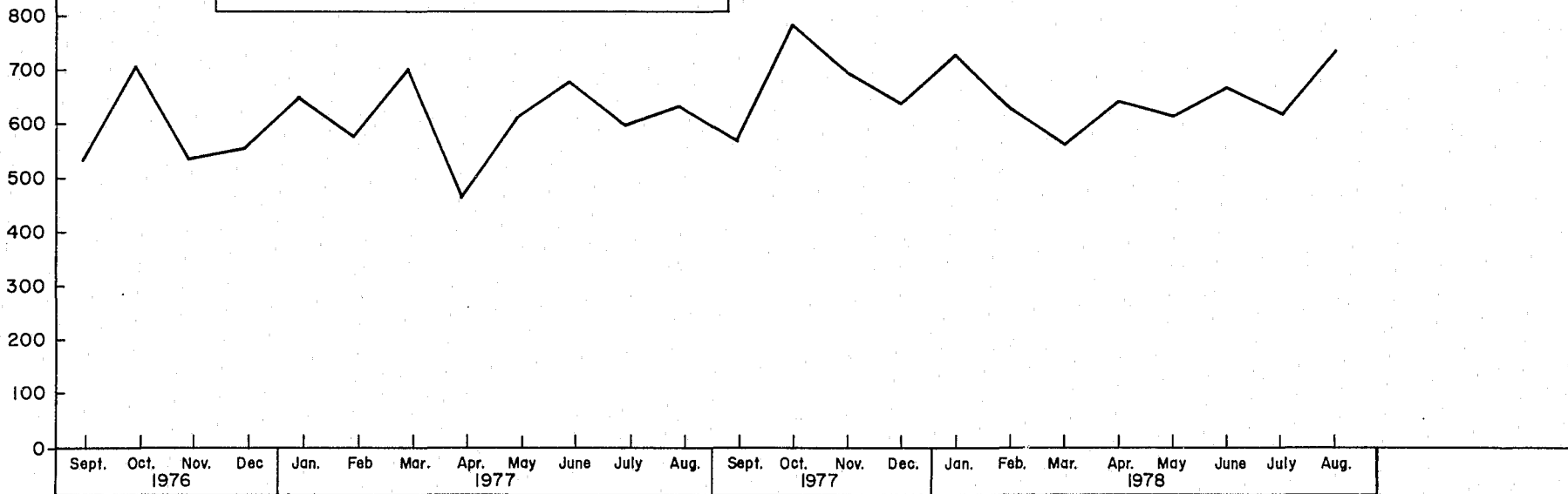




TABLE I

CUMULATIVE STATE TOTAL OF COURT DAYS WORKED<sup>1</sup> BY RETIRED JUDGES, TEMPORARILY RECALLED TO SIT ON THE TRIAL COURTS

SEPTEMBER 1977 - AUGUST 1978

MONTH	NUMBER OF COURT DAYS	NUMBER OF RETIRED JUDGES WORKING AT LEAST 1/2 COURT DAY	TOTAL TRIAL COURT DAYS WORKED BY RETIRED JUDGES	AVERAGE NUMBER OF RETIRED JUDGES WORKING PER COURT DAY
SEPTEMBER	15	9	81	5.40
OCTOBER	20	9	79	3.95
NOVEMBER	18	6	89	4.94
DECEMBER	17	6	68	4.00
JANUARY	20	7	86	4.30
FEBRUARY	18	4	46	2.56
MARCH	17	7	60	3.53
APRIL	20	6	101	5.05
MAY	21	9	142	6.76
JUNE	22	10	167	7.59
JULY	20	10	103	5.15
AUGUST	24	7	46	1.92
TOTAL	232	11 *	1,068	4.60
TOTAL 1 YEAR AGO	227	11	1,445.5	6.37

1/ Days worked by Retired Judges counted on a half day basis (Morning only = half day; Afternoon only = half day; Both Morning and Afternoon = 1 day) as indicated on the Judges Weekly Reports.

\* Eleven different retired judges have worked on the trial courts from September 1977 to August 1978; however, not all of them worked in each month.

Source: Judges' Weekly Reports.

TABLE II

## BREAKDOWN BY COUNTY:

CUMULATIVE TOTAL OF COURT DAYS WORKED<sup>1</sup> BY RETIRED  
JUDGES, TEMPORARILY RECALLED TO SIT ON THE TRIAL COURTS

SEPTEMBER 1977 - AUGUST 1978

COUNTY/ VICINAGE <sup>2</sup>	COURT DAYS WORKED BY RETIRED JUDGES IN TRIAL COURTS												CUMULATIVE TOTAL COURT DAYS WORKED <sup>1</sup> SEP. '77 TO AUG. '78
	SEP.	OCT.	NOV.	DEC.	JAN.	FEB.	MAR.	APR.	MAY	JUNE	JULY	AUG.	
<u>Vicinage #1</u>													
Atlantic	7	5	0	0	3	2	5	0	5	6	4	0	37
Cape May	2	0	0	0	1	0	2	0	0	1	2	0	8
Cumberland	0	3.5	0	0	0	0	4.5	0	21	22	3	0.5	54.5
Salem	0	1.5	11	2	18	0	0.5	5	5	0	16	4	63
<u>Total</u>	<u>9</u>	<u>10</u>	<u>11</u>	<u>2</u>	<u>22</u>	<u>2</u>	<u>12</u>	<u>5</u>	<u>31</u>	<u>29</u>	<u>25</u>	<u>4.5</u>	<u>162.5</u>
<u>Vicinage #2</u>													
Bergen	NO	DAYS	WORKED										
<u>Vicinage #3</u>													
Burlington													
Ocean													
<u>Total</u>	NO	DAYS	WORKED										
<u>Vicinage #4</u>													
Camden	12	5	9	2	17	0	0	0	11	21.5	7	0	84.5
Gloucester	0	0	0	0	0	0	0	0	0	0	0	0	0
<u>Total</u>	<u>12</u>	<u>5</u>	<u>9</u>	<u>2</u>	<u>17</u>	<u>0</u>	<u>0</u>	<u>0</u>	<u>11</u>	<u>21.5</u>	<u>7</u>	<u>0</u>	<u>84.5</u>
<u>Vicinage #5</u>													
Essex	4	5	15	13	9	12	14.5	16	16	15	7	9	135.5
<u>Vicinage #6</u>													
Hudson	18	19	18	17	19	16	16.5	20	21	21.5	20	4	210
<u>Vicinage #7</u>													
Hunterdon													
Mercer													
Somerset													
<u>Total</u>	NO	DAYS	WORKED										
<u>Vicinage #8</u>													
Middlesex	15	9	0	0	0	0	0	20	21	22	20	4	111
<u>Vicinage #9</u>													
Monmouth	NO	DAYS	WORKED										
<u>Vicinage #10</u>													
Morris													
Sussex													
Warren													
<u>Total</u>	NO	DAYS	WORKED										
<u>Vicinage #11</u>													
Passaic	8	11	18	17	0	0	0	20	21	22	0	20	137
<u>Vicinage #12</u>													
Union	15	20	18	17	19	16	17	20	21	36	24	4.5	227.5
<u>STATE TOTAL</u>	<u>81</u>	<u>79</u>	<u>89</u>	<u>68</u>	<u>86</u>	<u>46</u>	<u>60</u>	<u>101</u>	<u>142</u>	<u>167</u>	<u>103</u>	<u>46</u>	<u>1,068</u>
<u>TOTAL 1 YEAR AGO</u>	<u>122</u>	<u>168.5</u>	<u>131</u>	<u>76.5</u>	<u>108</u>	<u>101</u>	<u>145.5</u>	<u>97</u>	<u>156</u>	<u>168</u>	<u>119</u>	<u>53</u>	<u>1,445.5</u>

1/ Days worked by Retired Judges counted on a half day basis (Morning only = half day; Afternoon only = half day; Both Morning and Afternoon = 1 day) as indicated on the Judges Weekly Reports.

2/ Judge days allocated among counties on the basis of which county the retired judge worked most during each half work day.

Source: Judges' Weekly Reports.

STATISTICAL DATA  
ON THE WORK OF  
THE SUPREME COURT  
AND THE  
APPELLATE DIVISION  
OF THE SUPERIOR COURT

A AND B

S U P R E M E     C O U R T

CHIEF JUSTICE

Richard J. Hughes

ASSOCIATE JUSTICES

Worrall F. Mountain, Jr.

Mark A. Sullivan

Morris Pashman

Robert L. Clifford

Sidney M. Schreiber

Alan B. Handler

Milton B. Conford (Temporarily Assigned  
12/27/77 - 5/16/78)

PROCEEDINGS IN THE SUPREME COURT  
September 1, 1977 to August 31, 1978  
(32 Sessions of the Court)  
Status of the Calendar

	September 1, 1977 to August 31, 1978	September 1, 1976 to August 31, 1977
<b>*APPEALS</b>		
At beginning of Period	176	195
Notices of appeal filed	86	75
Certification on petitions granted	82	126
1/ Certifications on motion	15	11
Appeals by leave granted	10	13
	369	420
<u>Appeals removed from calendar:</u>		
Argued and decided	153	151
Consolidated with certification	2	8
Dismissed before argument	38	53
Remanded	6	17
Decided without argument	8	15
Dismissed after argument	11	N.A.
	218	244
<u>Appeals pending at end of period:</u>		
Argued but not decided	27	32
Held for further argument	1	2
Perfectd and ready for argument	80	85
Not yet perfected	43	57
	151	176
<u>Appeals pending at end of period--</u> <u>Dates notices of appeal filed or</u> <u>certification granted:</u>		
Prior to January 1, 1977	10	79
January 1, 1977 to March 31, 1977	5	35
April 1, 1977 to June 30, 1977	5	31
July 1, 1977 to August 31, 1977	5	31
September 1, 1977 to December 31, 1977	16	0
January 1, 1978 to March 31, 1978	25	0
April 1, 1978 to June 30, 1978	51	0
July 1, 1978 to August 31, 1978	24	0
	151	176
 Total number of appeals argued	 161	 155
 <u>PETITIONS FOR CERTIFICATION</u>		
At beginning of Period	183	385
Filed	866	765
Disposed of by:		
Decision of court	649	919
Dismissal prior to determination	49	48
Pending at end of period	351	183
 <u>MOTIONS AND OTHER PETITIONS</u>		
At beginning of Period	119	102
Filed	1,129	1,210
Disposed of by:		
Decision of court	1,055	1,166
Withdrawn prior to presentation to court	15	27
Pending at end of period	178	119
 <u>DISCIPLINARY PROCEEDINGS</u> <u>(To discipline and</u> <u>for reinstatement)</u>		
At beginning of Period	34	42
Added	64	62
Disposed of	66	70
Pending at end of period	32	34

\* The unit of this table is the individual appeal. One or more appeals may be argued together.

1/ The number of appeals certified from the Appellate Division before calendaring may not agree with the number of certifications received by the Supreme Court due to variances in case classification, cases consolidated or disjoined, and docketing procedures.

Source: Supreme Court Clerk's Office

### Outcome of Appeals Decided

	<u>Public Defender</u>	<u>Other</u>	<u>Total</u>
Affirmed	17	45	62
Reversed	4	31	35
Modified	1	10	11
Reversed & Remanded	3	33	36
Affirmed & Reversed in Part	0	7	7
Remanded	0	2	2
Dismissed	0	8	8
	<u>25</u>	<u>136</u>	<u>161</u>

### Classification of Appeals Decided

Appeals as of right	5	27	32
Certification on petitions granted	18	85	103
Certification on motion	0	19	19
Appeals by leave granted	1	5	6
Remand from Superior Court Chancery	0	1	1
	<u>24</u>	<u>137</u>	<u>161</u>

### \*Opinions Filed

	<u>Majority</u>	<u>Concur</u>	<u>Concur in Part Dissent in Part</u>	<u>Dissent</u>	<u>Per Curiam</u>	<u>Total</u>
Hughes, C.J.	3			3		6
Mountain, J.	2	1			1	4
Sullivan, J.	12	1	2	4	11	30
Pashman, J.	29	10	3	10		52
Clifford, J.	7	4	2	9	5	27
Schreiber, J.	13	4	2	8	10	37
Handler, J.	6			6	5	17
Opinions Below					33	33
Conford, P.J.A.D.	9	5	3	8	3	28
Halpern, P.J.A.D.	—	—	—	1	—	1
	<u>81</u>	<u>25</u>	<u>12</u>	<u>49</u>	<u>68</u>	<u>235</u>

\*Deciding 151 appeals and 20 disciplinary matters

### Length of Majority Opinions

Median	18 pages
Mean	20 pages
Shortest	3 pages
Longest	55 pages

### Time Intervals for Disposition of Appeals Decided

<u>Measurements</u>	<u>Judgment Below to Date of Notice of Appeal or **Granting of Certification</u>	<u>Date of Notice of Appeal or **Granting Certification to Date of Perfection</u>	<u>Date of Perfection to Date of Argument</u>	<u>Date of Argument to Date of Decision</u>	<u>Date of Notice of Appeal or **Granting of Certification to Date of Decision</u>	<u>Date of Perfection to Date of Decision</u>
Mean	3m 0d	3m10d	6m 0d	4m 8d	13m16d	10m 7d
Median	2m24d	2m 7d	5m26d	3m 9d	12m28d	9m16d
Range	0m 0d to 8m21d	0m 0d to 18m 0d	0m 0d to 21m20d	0m 1d to 15m28d	0m 1d to 28m13d	0m 1d to 24m15d

\*\* Date certification granted used in large majority of cases. In some cases the decision on the merits is made pursuant to the argument as to whether the certification should be granted.

Source: Supreme Court Clerk's Office.

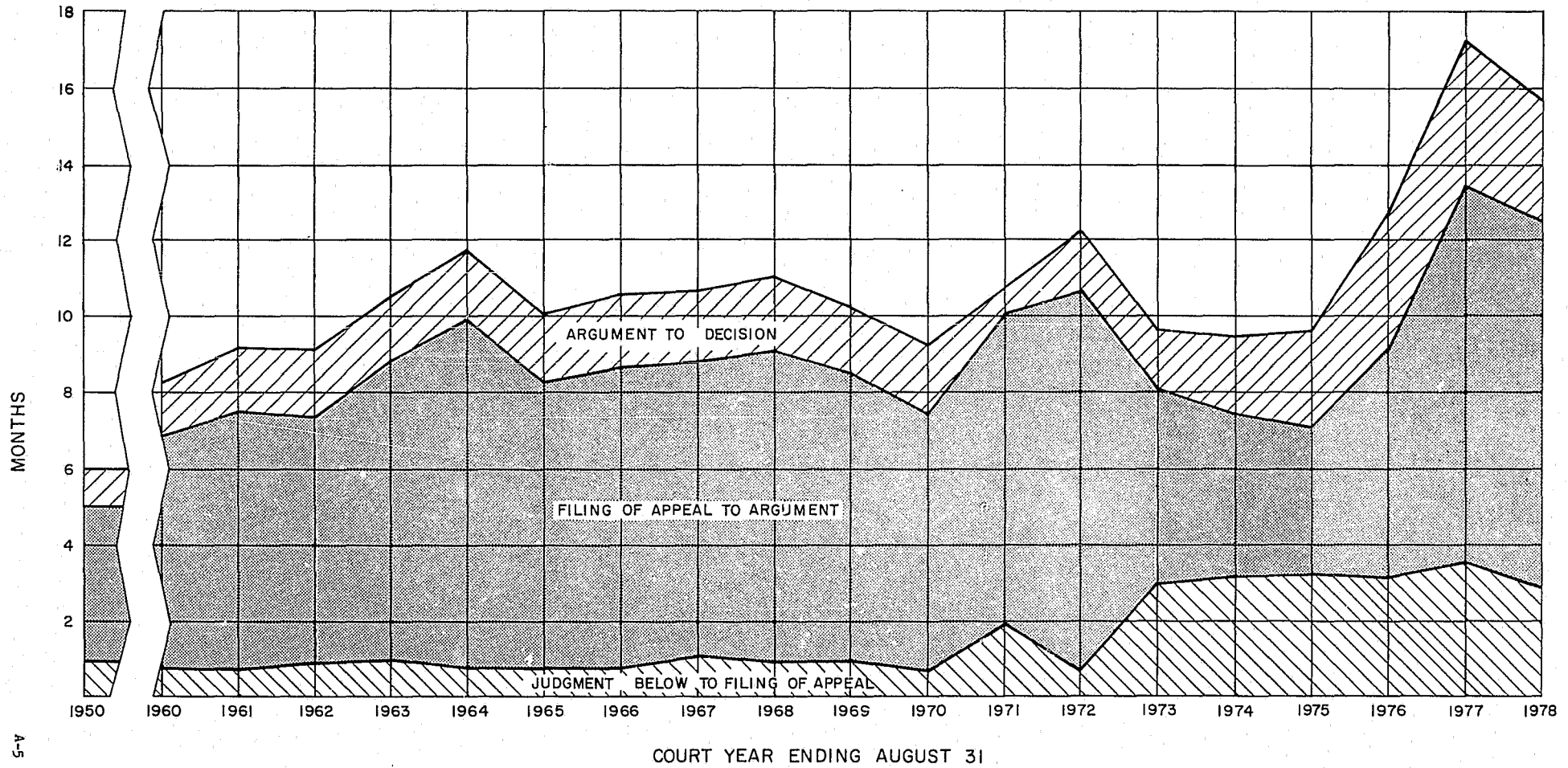
TYPES OF APPEALS DECIDED

	<u>Public Defender</u>	<u>Other</u>	<u>Total</u>
Criminal:			
Murder	9	2	11
Other	16	4	20
Condemnation	0	2	2
Contract	0	30	30
Contempt	0	0	0
Election	0	1	1
Escheat	0	0	0
Malpractice	0	0	0
Matrimonial-Including Custody and Adoption	0	3	3
Municipal Ordinances:			
Zoning	0	5	5
Other than Zoning	1	6	7
Public Office and Employment	0	9	9
Real Property-Title or Possession	0	4	4
State Agencies or Authorities:			
Dept. of Banking	0	0	0
Dept. of Civil Service	0	2	2
Dept. of Education	0	1	1
Dept. of Environmental Protection	0	0	0
Dept. of Health	0	0	0
Dept. of Human Services	0	3	3
Dept. of Insurance	0	0	0
Dept. of Labor and Industry	0	11	11
Dept. of Law and Public Safety	0	3	3
Dept. of Public Utilities	0	1	1
Dept. of Transportation	0	0	0
Dept. of Treasury	0	3	3
Division of Civil Rights	0	0	0
Division of Pensions	0	2	2
Division of Workers' Compensation	0	3	3
Miscellaneous	0	21	21
Torts:			
Auto Negligence	0	5	5
Other Torts	0	11	11
Wills and Estates	0	3	3
	<u>26</u>	<u>135</u>	<u>161</u>

COURTS BELOW (Appeals Decided)

Superior Court, Appellate Division	141
Superior Court, Law Division	8
Superior Court, Chancery Division	5
County Courts	0
County District Court	0
Juvenile & Domestic Relations Court	0
Advisory Committee on Professional Ethics	1
State Agencies:	
Division of Tax Appeals	0
Division of Workers' Compensations	1
Public Employment Relations Commission	4
Board of Public Utilities	1
	<u>161</u>

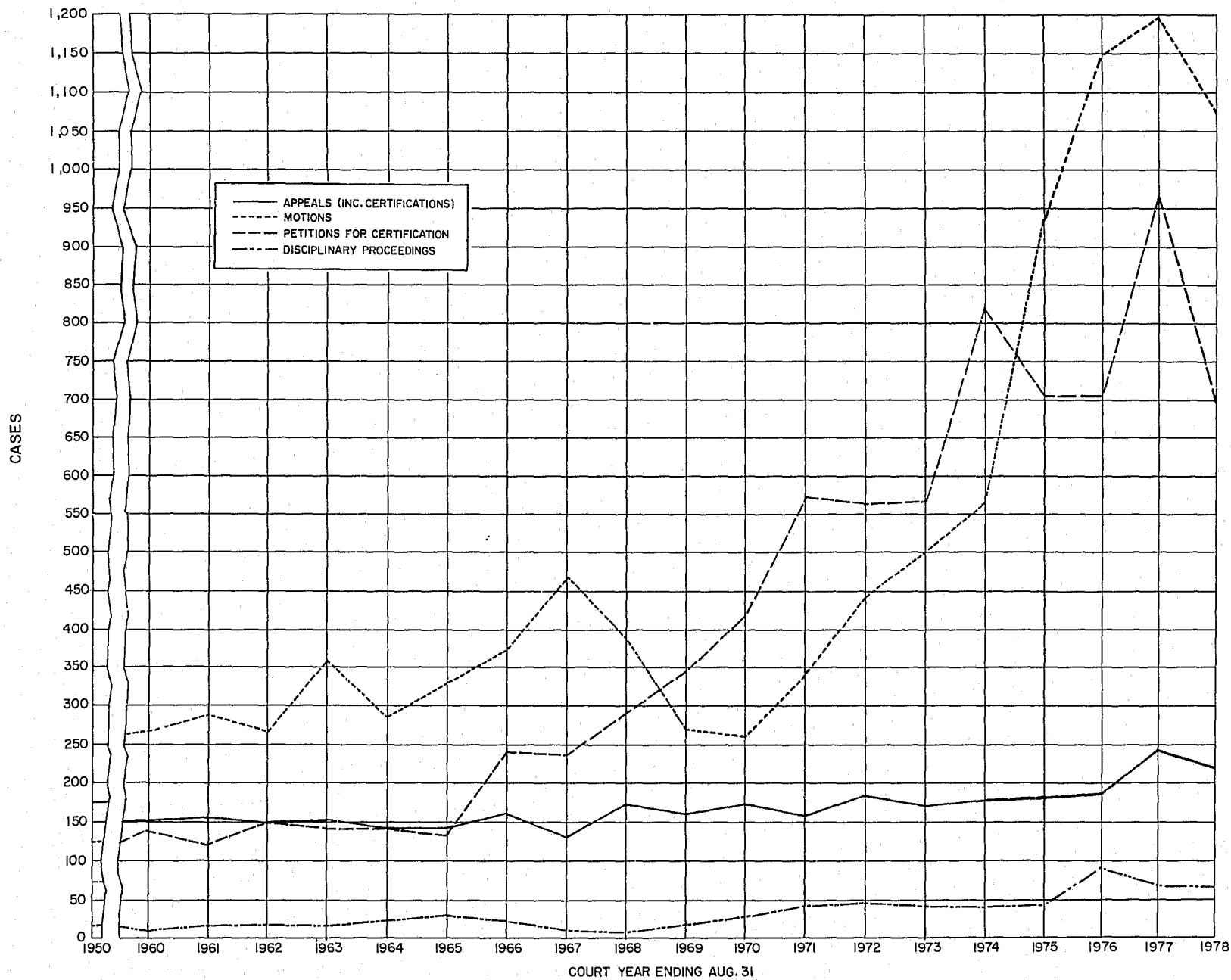
# SUPREME COURT MEDIAN TIME INTERVALS FOR DISPOSITION OF APPEALS





SUPREME COURT  
APPEALS, MOTIONS, PETITIONS FOR CERTIFICATION  
AND DISCIPLINARY MATTERS DISPOSED OF

COURT YEARS ENDING AUGUST 31,  
1960 TO DATE COMPARED WITH 1950



PROCEEDINGS IN THE SUPREME COURT  
MATTERS OTHER THAN APPEALS DISPOSED OF  
September 1, 1977 to August 31, 1978

<u>Motions Disposed of:</u>	<u>Brought by:</u>		<u>Total</u>
	<u>Public Defender</u>	<u>Other</u>	
Accelerate	-	12	12
Appear <u>amicus curiae</u>	-	35	35
Appear <u>pro hac vice</u>	-	4	4
Assignment of counsel	-	1	1
Bail	11	17	28
Consolidation	-	3	3
Counsel fees	-	39	39
Direct certification	3	63	66
Dismiss (appeal, petition for certification, motion)	-	41	41
Expand/Amend the record	2	6	8
Extension of time	15	100	115
Intervene	-	3	3
Leave to appeal	21	116	137
Proceed as an indigent	-	7	7
Rehearing or Reconsideration	6	39	45
Remand	-	3	3
Relaxation of bar rules	-	299	299
Stay (or to vacate)	5	76	81
Summary disposition	2	11	13
Supplemental/Overlength brief	11	54	65
Withdrawal prior to Court's determination	-	15	15
Miscellaneous general	3	12	15
Dismissal on Court's own motion	-	20	20
	79	976	1055

Petitions Disposed of (Manner of Disposition):

	<u>Public Defender</u>	<u>Other</u>	<u>Total</u>
For certification	9	72	81
Grant and remand	-	1	1
Dismiss before perfection	-	51	51
Denied	<u>158</u>	<u>407</u>	<u>565</u>
	167	531	698

Disciplinary Matters Disposed of (Manner of Disposition):

	<u>Total</u>
To discipline	37
For reinstatement	11
Removed without Court action	<u>18</u>
	66

S U P E R I O R   C O U R T

APPELLATE DIVISION

Presiding Judge for Administration, pursuant to R. 2:13-1(b):

Milton B. Conford

Temporarily Assigned Acting Administrative Director of the  
Courts, pursuant to R. 1:33-1:

Arthur J. Simpson, Jr.

PART A      John F. Lynch, Presiding  
             William G. Bischoff (*temporarily assigned Presiding  
   Judge 9/12/77-10/13/77*)  
             Martin J. Kole  
  
             Geoffrey Gaulkin (*temporarily assigned 9/12/77-10/13/77*)  
             James J. Petrella (*temporarily assigned 2/14/78-4/19/78*)

PART B      Milton B. Conford, Presiding (*temporarily assigned to  
   Supreme Court 12/27/77 -  
   5/16/78*)  
             Herman D. Michels (*temporarily assigned Presiding Judge  
   12/27/77-5/16/78*)  
             Sylvia Pressler  
  
             Lawrence Bilder (*temporarily assigned 12/27/77-6/16/78*)

PART C      John W. Fritz, Presiding  
             Theodore I. Botter  
             John L. Ard  
  
             Geoffrey Gaulkin (*temporarily assigned 5/22/78-6/13/78*)

PART D      Eugene L. Lora, Presiding  
             Baruch S. Seidman  
             Leon S. Milmed

PART E      Joseph Halpern, Presiding  
             Samuel A. Larner  
             Michael P. King

PART F      Samuel Allcorn, Presiding  
             Sonia Morgan  
             Herbert Horn

*David D. Furman (temporarily assigned 4/3/78-6/2/78)*

PART G      Robert A. Matthews, Presiding  
             John F. Crane  
             Melvin P. Antell

SUPERIOR COURT - APPELLATE DIVISION

NOTICES OF APPEAL FILED

SEPTEMBER 1, 1977 TO AUGUST 31, 1978

	Atlantic	Bergen	Burlington	Camden	Cape May	Cumberland	Essex	Gloucester	Hudson	Hunterdon	Mercer	Middlesex	Monmouth	Morris	Ocean	Passaic	Salem	Somerset	Sussex	Union	Warren	State Agencies	Other	Total
Chancery Division:																								
General Equity	14	22	21	25	4	3	28	4	22	5	19	18	27	16	25	24	0	5	3	11	0			296
Matrimonial	2	33	5	12	1	2	41	5	13	5	17	39	20	9	13	14	1	22	7	17	3			281
Law Division	59	244	63	153	19	47	534	13	145	22	132	208	323	133	79	197	29	95	25	215	20			2,755
County Courts	8	20	10	18	2	2	34	5	14	7	9	22	32	15	12	17	3	12	6	18	6			272
District Courts	6	38	6	6	2	4	37	4	18	0	9	14	15	7	7	13	2	3	2	9	3			205
Juvenile & Domestic Relations Courts	8	14	3	7	5	9	16	3	5	0	5	6	12	3	1	7	5	3	0	7	0			119
Probate Div. of the County Ct. and Surrogate's Ct.	0	8	0	1	1	0	10	1	4	0	2	4	5	0	1	2	0	0	1	4	0			44
State Agencies																						1,334		1,334
Other																							0	0
TOTAL	97	379	108	222	34	67	700	35	221	39	193	311	434	183	138	274	40	140	44	281	32	1,334	0	5,306
TOTAL 1 YEAR AGO	157	410	129	171	35	70	711	44	245	36	209	320	433	185	121	299	29	110	39	281	35	1,134	5	5,208

Source: Clerk of the Appellate Division of the Superior Court.

COURTS FROM WHICH APPEALS TAKEN

(Appeals Filed)

	<u>Total</u>	<u>Criminal</u>
County Court, Law Division	272	115
County District Court	205	2
Juvenile and Domestic Relations Court	119	69
Superior Court, Chancery Division	577	0
Superior Court, Law Division	2,755	1,540
Probate Division of the County Court and Surrogate's Court	44	0
State Agencies and Authorities		
Department of Banking	8	0
Department of Civil Service	76	0
Department of Community Affairs	8	0
Hackensack Meadowlands Development Commission	8	0
Department of Corrections		
Parole Board	35	22
Division of Corrections and Parole	15	6
Department of Defense	1	0
Department of Education	30	0
Department of Energy		
Board of Public Utilities	20	0
Department of Environmental Protection	23	1
Department of Health	26	0
Department of Higher Education	1	0
Department of Human Services	71	20
Division of Medical Assistance and Health Services	1	0
Division of Public Welfare	38	0
Department of Insurance	9	0
Department of Labor and Industry	5	0
Board of Review	556	0
Public Employment Relations Commission	25	0
Division of Workers' Compensation	138	0
Department of Law and Public Safety	16	0
Board of Medical Examiners	5	0
Board of Pharmacy	3	0
Election Law Enforcement Commission	2	0
Division of Alcoholic Beverage Control	14	0
Division of Civil Rights	23	1
Division of Consumer Affairs	7	0
Division of Motor Vehicles	23	0
Department of Transportation	15	0
Department of Treasury	7	0
Public Employees' Retirement System Board	12	0
Division of Building and Construction	1	0
Division of Pensions	17	0
Division of Tax Appeals	77	0
Other Agencies	18	0
TOTAL	5,306	1,776

Source: Office of the Clerk, Appellate Division of the Superior Court.

APPEALS TO THE APPELLATE DIVISION

OF THE

SUPERIOR COURT

September 1, 1977 to August 31, 1978

Status of the Calendar

APPEALS

At Beginning of Period		
Argued but not decided	22	
Submitted on brief but not decided	12	
Perfected and ready for calendaring	1,449	
* Not yet perfected	4,158	
Filed	5,306	
Certifications remanded from Supreme Court	0	10,947

Appeals removed from Calendar:

Argued and decided	1,359	
Submitted and decided on brief	1,673	
Dismissed before calendaring	1,709	
Certified before calendaring	13	4,754

Appeals pending at end of period:

Argued but not decided	32	
Submitted but not decided	17	
Perfected and ready for calendaring	1,706	
Not yet perfected	4,438	6,193

Appeals pending at end of period--

Dates of filing of appeals:

Prior to January 1, 1977	507	
January 1, 1977 to March 31, 1977	329	
April 1, 1977 to June 30, 1977	576	
July 1, 1977 to August 31, 1977	503	
September 1, 1977 to December 31, 1977	1,020	
January 1, 1978 to March 31, 1978	1,044	
April 1, 1978 to June 30, 1978	1,297	
July 1, 1978 to August 31, 1978	917	6,193

Disposition of Appeals Argued

	<u>Part</u> <u>A</u>	<u>Part</u> <u>B</u>	<u>Part</u> <u>C</u>	<u>Part</u> <u>D</u>	<u>Part</u> <u>E</u>	<u>Part</u> <u>F</u>	<u>Part</u> <u>G</u>	<u>Special</u>	<u>Total</u>
Appeals argued and decided	184	200	182	190	197	169	201	36	1359
Appeals argued but not decided	3	2	16	0	1	4	3	3	32
Appeals submitted and decided	229	228	230	220	221	226	228	91	1673
Appeals submitted but not decided	1	2	5	0	1	1	2	5	17
Total appeals argued	187	202	198	190	198	173	204	39	1391
Total appeals submitted	230	230	235	220	222	227	230	96	1690
Total all appeals	417	432	433	410	420	400	434	135	3081

Outcome of Appeals Decided

	<u>Part</u> <u>A</u>	<u>Part</u> <u>B</u>	<u>Part</u> <u>C</u>	<u>Part</u> <u>D</u>	<u>Part</u> <u>E</u>	<u>Part</u> <u>F</u>	<u>Part</u> <u>G</u>	<u>Special</u>	<u>Total</u>
Affirmed	278	261	281	280	275	294	294	79	2042
Reversed	72	92	67	64	77	55	92	19	538
Modified	39	59	38	44	44	23	33	18	298
Remanded	4	3	9	7	2	7	4	0	36
Dismissed (Opinion)	20	13	17	15	20	16	6	11	118
Total appeals decided	413	428	412	410	418	395	429	127	3032

\* Data differs from report for the court year ending August 31, 1977, by -66 cases due to adjustments in caseload input from computerized docketing control system.

Source: Office of the Clerk, Appellate Division of the Superior Court.

OPINIONS FILED

	<u>Majority</u>	<u>Concurring</u>	<u>Dissenting</u>	<u>Per Curiam</u>	<u>Total</u>
Judge Allcorn	10		2	137	149
Judge Antell	8		2	128	138
Judge Ard	13		1	122	136
Judge Bilder	11		1	64	76
Judge Bischoff	9			94	103
Judge Botter	9	2	1	97	109
Judge Conford	18			45	63
Judge Crane	3	2	2	132	139
Judge Fritz	14	2		152	168
Judge Furman	2		2	21	25
Judge G. Gaulkin	3		1	31	35
Judge Halpern	15	1	2	126	144
Judge Horn	18	2	1	109	130
Judge King	13			120	133
Judge Kole	13	1		117	131
Judge Larner	31		1	113	145
Judge Lora	6			143	149
Judge Lynch	10		1	120	131
Judge Matthews	11			128	139
Judge Michels	24	1	7	119	151
Judge Milmed	9			125	134
Judge Morgan	10		2	94	106
Judge Petrella	2			30	32
Judge Pressler	26			114	140
Judge Seidman	<u>12</u>	<u>—</u>	<u>—</u>	<u>119</u>	<u>131</u>
	300	11	26	2600	2937 *

\* Disposing of 3032 appeals.

---

Source: Office of the Clerk, Appellate Division of the Superior Court.



TYPES OF CASES REVIEWED

(Decided Appeals)

Adoption	5
Condemnation	15
Contempt	17
Contract	293
Counsel Fees	26
Criminal, Disorderly Persons Offenses and Other Non-Indictable Offenses:	
Disorderly Persons Offenses	11
Excessive Sentence	363
Manslaughter	6
Murder	75
Narcotics	118
Other Indictable Offenses	582
Other Non-Indictable Offenses	26
Post Conviction Relief:	
Murder	12
Other	22
Election	7
Foreclosure	24
Impeachment of Public Officials	1
Juvenile Delinquency	29
Matrimonial	106
Municipal Ordinances	10
Municipal Ordinances - Zoning	62
Other Non-Criminal	17
Public Office and Employment	44
Real Property - Title and Possession	34
State Agencies and Authorities:	
Department of Banking	8
Department of Civil Service	56
Department of Community Affairs	2
Department of Corrections	
Parole Board	11
Division of Correction and Parole	2
Department of Education	11
Department of Energy	
Board of Public Utilities	14
Department of Environmental Protection	10
Department of Health	9
Department of Higher Education	1
Department of Human Services	21
Division of Medical Assistance and Health Services	1
Division of Public Welfare	7
Department of Insurance	1
Division of Real Estate Commission	1
Department of Labor and Industry	1
Board of Review	106
Public Employment Relations Commission	8
Division of Workers' Compensation	107
Department of Law and Public Safety	10
Board of Medical Examiners	1
Election Law Enforcement Commission	2
Division of Alcoholic Beverage Control	9
Division of Civil Rights	12
Division of Consumer Affairs	4
Division of Motor Vehicles	5
Department of Transportation	3
Department of Treasury	8
Public Employees' Retirement System Board	12
Division of Pensions	14
Division of Purchase and Property	1
Division of Tax Appeals	27
Other	4
Torts:	
Auto Negligence - Personal Injury	70
Auto Negligence - Not Personal Injury	10
Other Torts	124
Traffic - All Motor Vehicle Violations	47
Wills and Estates	26
Miscellaneous	361
<b>TOTAL</b>	<b>3032</b>

Source: Office of the Clerk, Appellate Division of the Superior Court.

COURTS FROM WHICH APPEALS TAKEN

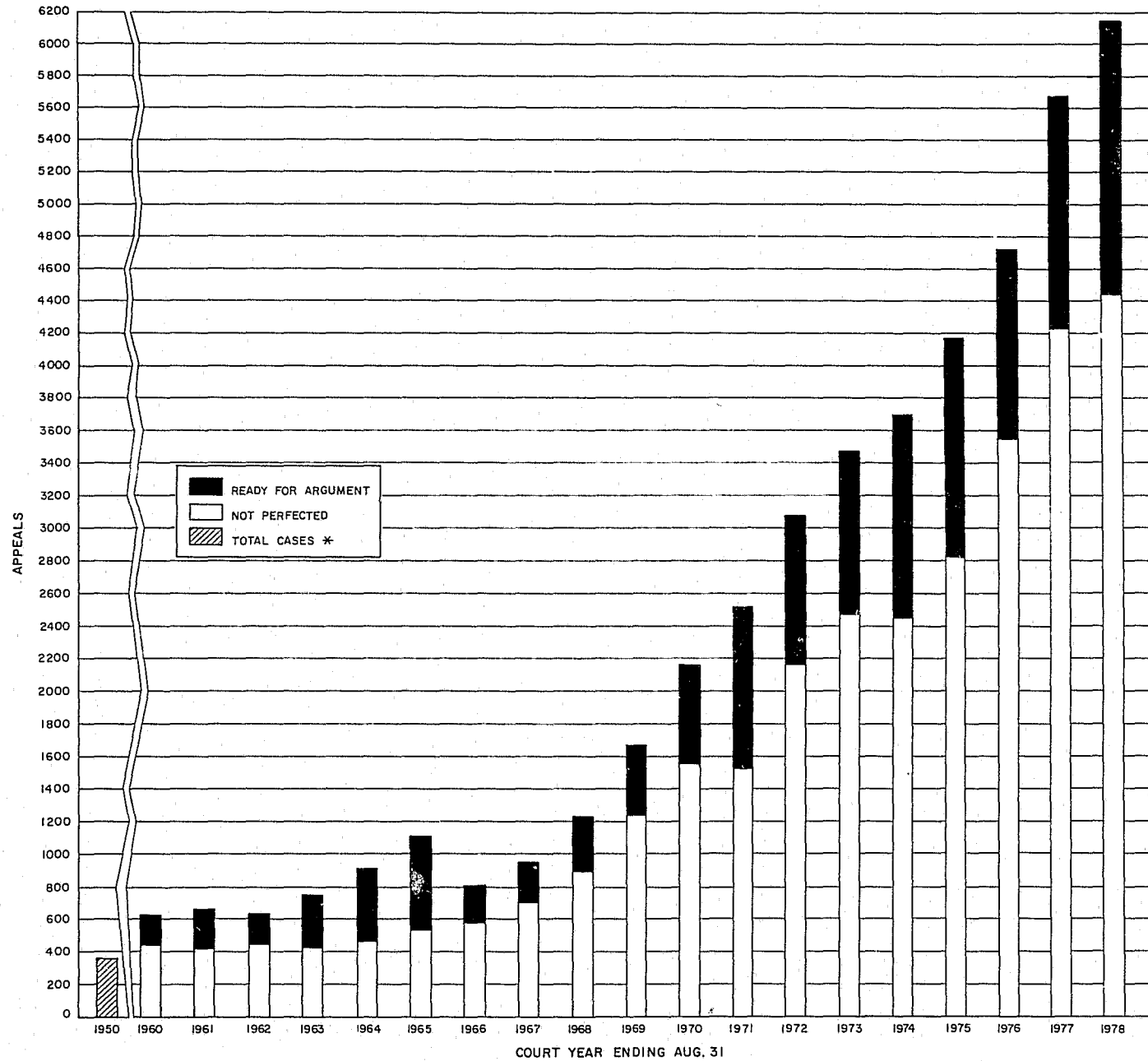
(Decided Appeals)

	<u>Public Defender</u>	<u>Pro Se</u>	<u>Paid Counsel</u>	<u>Legal Services</u>	<u>Other</u>	<u>Total</u>
County Court, Law Division	10	9	134	3	11	167
County District Court		7	69	15		91
Juvenile and Domestic Relations Court	31		13	6	11	61
Superior Court, Chancery Division		8	311		11	330
Superior Court, Law Division	909	22	750	2	96	1,779
Probate Division of the County Court and Surrogate's Court		1	17			18
State Agencies and Authorities						
Department of Banking			8			8
Department of Civil Service		3	51	1	6	61
Department of Community Affairs			2			2
Department of Corrections						
Parole Board	8	14			4	26
Division of Corrections and Parole		5	2			7
Department of Education		1	12			13
Department of Energy						
Board of Public Utilities		1	15			16
Department of Environmental Protection			11			11
Department of Health			10	1		11
Department of Higher Education			1			1
Department of Human Services	3	42	9	6	1	61
Division of Medical Assistance and Health Services			1			1
Division of Public Welfare				7		7
Department of Insurance			1			1
Division of Real Estate Commission			1			1
Department of Labor and Industry				1		1
Board of Review		39	36	29	4	108
Public Employment Relations Commission			8			8
Division of Workers' Compensation			114		1	115
Department of Law and Public Safety		1	10			11
Board of Medical Examiners			1			1
Election Law Enforcement Commission			4			4
Division of Alcoholic Beverage Control			11			11
Division of Civil Rights		2	8		2	12
Division of Consumer Affairs			4			4
Division of Motor Vehicles			6			6
Department of Transportation			3			3
Department of Treasury		2	9			11
Public Employees' Retirement System Board		1	12			13
Division of Pensions			15			15
Division of Purchase & Property			1			1
Division of Tax Appeals		1	29			30
Other	4	1				5
<b>TOTAL</b>	<b>965</b>	<b>160</b>	<b>1,689</b>	<b>71</b>	<b>147</b>	<b>3,032</b>

Source: Office of the Clerk, Appellate Division of the Superior Court.

SUPERIOR COURT - APPELLATE DIVISION  
 APPEALS PENDING ARGUMENT AT END OF COURT YEAR <sup>1/</sup>

COURT YEARS ENDING AUGUST 31  
 1960 TO DATE COMPARED WITH 1950



\* NOTE: BREAKDOWN NOT AVAILABLE PRIOR TO 1955

<sup>1/</sup> DOES NOT INCLUDE APPEALS ARGUED BUT NOT DECIDED AND APPEALS SUBMITTED BUT NOT DECIDED.

SUPERIOR COURT--APPELLATE DIVISION  
TIME INTERVALS FOR DISPOSITION OF APPEALS DECIDED  
TABLE 1--ARGUED AND DECIDED  
SEPTEMBER 1 1977 TO AUG. 31 1978

PART	MEASUREMENT	JUDGMENT BELOW TO DATE OF NOTICE OF APPEAL	DATE OF APPEAL TO DATE PERFECTED	DATE PERFECTED TO DATE ARGUED	DATE ARGUED TO DATE DECIDED	DATE OF APPEAL TO DATE DECIDED	DATE PERFECTED TO DATE DECIDED
ALL PARTS	MEAN	1MO. 7DAYS	8MO. 1DAYS	5MO. 1DAYS	1MO. 7DAYS	14MO. 4DAYS	6MO. 8DAYS
	MEDIAN	1MO. 6DAYS	6MO. 17DAYS	4MO. 26DAYS	0MO. 21DAYS	12MO. 29DAYS	5MO. 28DAYS
	RANGE LOW	0MO. 0DAYS	0MO. 0DAYS	0MO. 0DAYS	0MO. 0DAYS	0MO. 0DAYS	0MO. 0DAYS
	HIGH	17MO. 25DAYS	43MO. 7DAYS	27MO. 24DAYS	20MO. 16DAYS	50MO. 19DAYS	35MO. 22DAYS
PART A	MEAN	1MO. 10DAYS	7MO. 29DAYS	4MO. 27DAYS	1MO. 2DAYS	13MO. 26DAYS	5MO. 29DAYS
	MEDIAN	1MO. 8DAYS	6MO. 8DAYS	5MO. 3DAYS	0MO. 20DAYS	12MO. 13DAYS	5MO. 24DAYS
	RANGE LOW	0MO. 1DAYS	0MO. 0DAYS	0MO. 4DAYS	0MO. 0DAYS	0MO. 0DAYS	0MO. 4DAYS
	HIGH	15MO. 9DAYS	43MO. 7DAYS	15MO. 9DAYS	15MO. 19DAYS	45MO. 16DAYS	20MO. 13DAYS
PART B	MEAN	1MO. 5DAYS	7MO. 10DAYS	4MO. 25DAYS	1MO. 5DAYS	13MO. 11DAYS	6MO. 10DAYS
	MEDIAN	1MO. 5DAYS	5MO. 23DAYS	4MO. 18DAYS	0MO. 18DAYS	12MO. 4DAYS	5MO. 24DAYS
	RANGE LOW	0MO. 0DAYS	0MO. 0DAYS	0MO. 0DAYS	0MO. 0DAYS	0MO. 0DAYS	0MO. 0DAYS
	HIGH	12MO. 17DAYS	28MO. 8DAYS	18MO. 2DAYS	9MO. 21DAYS	33MO. 12DAYS	22MO. 1DAYS
PART C	MEAN	1MO. 11DAYS	8MO. 5DAYS	4MO. 23DAYS	2MO. 3DAYS	14MO. 29DAYS	6MO. 26DAYS
	MEDIAN	1MO. 13DAYS	7MO. 0DAYS	4MO. 17DAYS	1MO. 2DAYS	14MO. 8DAYS	6MO. 14DAYS
	RANGE LOW	0MO. 0DAYS	0MO. 0DAYS	0MO. 4DAYS	0MO. 0DAYS	0MO. 0DAYS	0MO. 27DAYS
	HIGH	10MO. 16DAYS	33MO. 26DAYS	15MO. 14DAYS	8MO. 16DAYS	36MO. 20DAYS	16MO. 15DAYS
PART D	MEAN	1MO. 4DAYS	7MO. 27DAYS	5MO. 4DAYS	1MO. 6DAYS	14MO. 3DAYS	6MO. 9DAYS
	MEDIAN	1MO. 7DAYS	6MO. 27DAYS	4MO. 28DAYS	0MO. 22DAYS	13MO. 3DAYS	6MO. 5DAYS
	RANGE LOW	0MO. 0DAYS	0MO. 0DAYS	0MO. 4DAYS	0MO. 0DAYS	0MO. 0DAYS	0MO. 0DAYS
	HIGH	3MO. 21DAYS	23MO. 5DAYS	14MO. 18DAYS	5MO. 5DAYS	33MO. 5DAYS	17MO. 6DAYS
PART E	MEAN	1MO. 8DAYS	8MO. 28DAYS	5MO. 17DAYS	0MO. 23DAYS	15MO. 2DAYS	6MO. 10DAYS
	MEDIAN	1MO. 5DAYS	6MO. 28DAYS	5MO. 8DAYS	0MO. 17DAYS	13MO. 14DAYS	6MO. 2DAYS
	RANGE LOW	0MO. 0DAYS	0MO. 0DAYS	0MO. 0DAYS	0MO. 0DAYS	0MO. 0DAYS	0MO. 16DAYS
	HIGH	12MO. 16DAYS	32MO. 29DAYS	22MO. 6DAYS	11MO. 7DAYS	35MO. 8DAYS	22MO. 21DAYS
PART F	MEAN	1MO. 8DAYS	8MO. 21DAYS	5MO. 5DAYS	0MO. 28DAYS	14MO. 24DAYS	6MO. 30DAYS
	MEDIAN	1MO. 5DAYS	7MO. 1DAYS	4MO. 26DAYS	0MO. 22DAYS	13MO. 23DAYS	5MO. 25DAYS
	RANGE LOW	0MO. 0DAYS	0MO. 0DAYS	0MO. 4DAYS	0MO. 8DAYS	1MO. 8DAYS	0MO. 25DAYS
	HIGH	17MO. 25DAYS	27MO. 17DAYS	13MO. 3DAYS	7MO. 18DAYS	35MO. 22DAYS	13MO. 26DAYS
PART G	MEAN	1MO. 5DAYS	8MO. 7DAYS	4MO. 27DAYS	1MO. 11DAYS	14MO. 14DAYS	6MO. 7DAYS
	MEDIAN	1MO. 6DAYS	6MO. 22DAYS	4MO. 25DAYS	0MO. 0DAYS	13MO. 6DAYS	6MO. 6DAYS
	RANGE LOW	0MO. 0DAYS	0MO. 0DAYS	0MO. 0DAYS	0MO. 9DAYS	0MO. 15DAYS	0MO. 10DAYS
	HIGH	7MO. 10DAYS	43MO. 5DAYS	16MO. 8DAYS	20MO. 16DAYS	50MO. 19DAYS	25MO. 11DAYS
SPECIAL	MEAN	1MO. 11DAYS	7MO. 10DAYS	5MO. 10DAYS	0MO. 27DAYS	12MO. 24DAYS	6MO. 7DAYS
	MEDIAN	0MO. 22DAYS	4MO. 28DAYS	4MO. 11DAYS	0MO. 14DAYS	12MO. 11DAYS	4MO. 27DAYS
	RANGE LOW	0MO. 2DAYS	0MO. 0DAYS	0MO. 0DAYS	0MO. 0DAYS	0MO. 0DAYS	0MO. 0DAYS
	HIGH	8MO. 12DAYS	29MO. 24DAYS	27MO. 24DAYS	5MO. 18DAYS	33MO. 15DAYS	29MO. 22DAYS

SUPERIOR COURT--APPELLATE DIVISION

TIME INTERVALS FOR DISPOSITION OF APPEALS DECIDED  
TABLE 2--SUBMITTED AND DECIDED  
 SEPTEMBER 1 1977 TO AUG. 31 1978

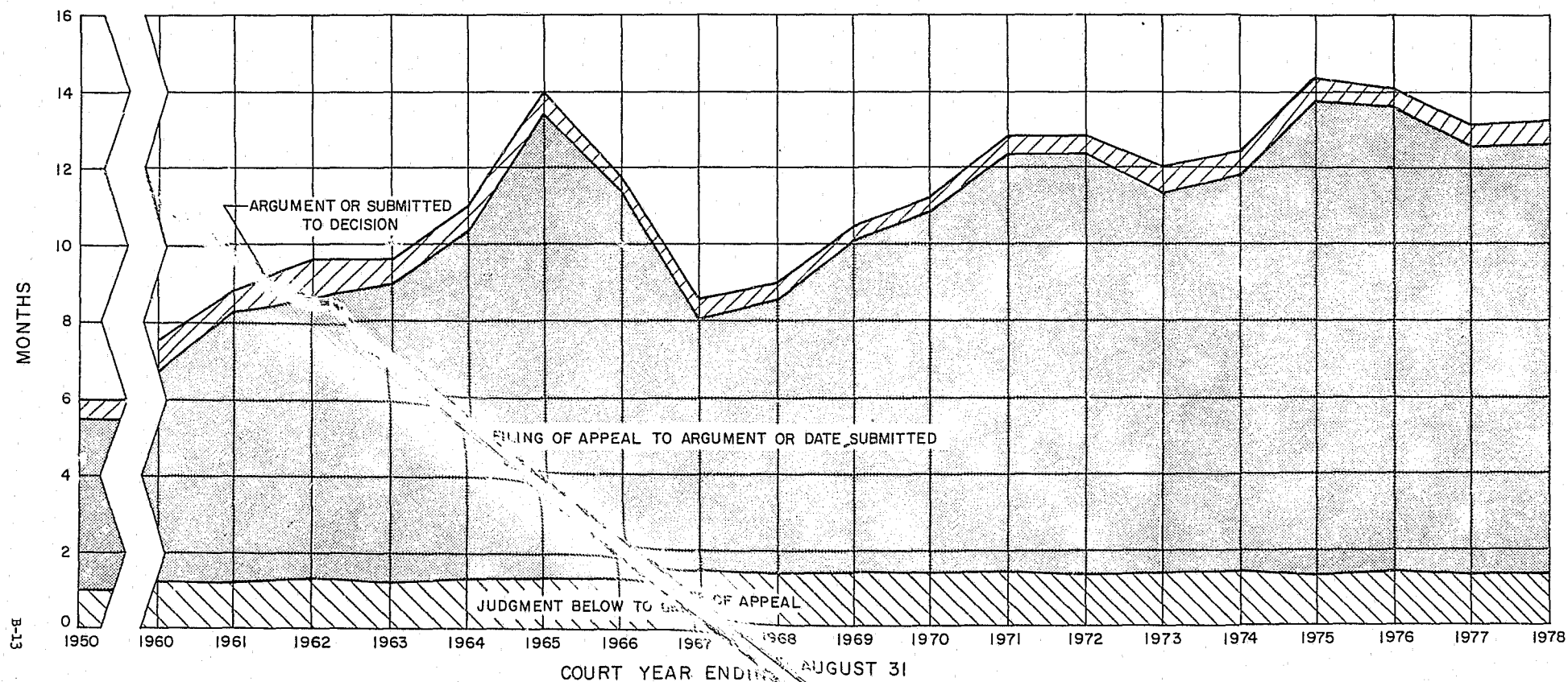
PART	MEASUREMENT	JUDGMENT BELOW TO DATE OF NOTICE OF APPEAL	DATE OF APPEAL TO DATE PERFECTED	DATE PERFECTED TO DATE SUBMITTED	DATE SUBMITTED TO DATE DECIDED	DATE OF APPEAL TO DATE DECIDED	DATE PERFECTED TO DATE DECIDED
ALL PARTS	MEAN	1MO. 12DAYS	9MO. 7DAYS	3MO. 25DAYS	0MO. 24DAYS	11MO. 16DAYS	4MO. 19DAYS
	MEDIAN	1MO. 11DAYS	7MO. 29DAYS	3MO. 15DAYS	0MO. 16DAYS	10MO. 15DAYS	4MO. 20DAYS
	RANGE LOW	0MO. 0DAYS	0MO. 0DAYS	0MO. 0DAYS	0MO. 0DAYS	0MO. 0DAYS	0MO. 0DAYS
	HIGH	24MO. 7DAYS	45MO. 30DAYS	21MO. 4DAYS	11MO. 7DAYS	48MO. 10DAYS	29MO. 0DAYS
PART A	MEAN	1MO. 19DAYS	9MO. 12DAYS	3MO. 24DAYS	0MO. 18DAYS	13MO. 17DAYS	4MO. 12DAYS
	MEDIAN	1MO. 12DAYS	8MO. 15DAYS	3MO. 13DAYS	0MO. 14DAYS	13MO. 7DAYS	4MO. 2DAYS
	RANGE LOW	0MO. 0DAYS	0MO. 0DAYS	0MO. 0DAYS	0MO. 0DAYS	0MO. 0DAYS	0MO. 0DAYS
	HIGH	14MO. 6DAYS	31MO. 18DAYS	11MO. 5DAYS	4MO. 5DAYS	33MO. 28DAYS	11MO. 17DAYS
PART B	MEAN	1MO. 12DAYS	9MO. 7DAYS	3MO. 27DAYS	0MO. 23DAYS	13MO. 24DAYS	4MO. 19DAYS
	MEDIAN	1MO. 11DAYS	7MO. 29DAYS	3MO. 19DAYS	0MO. 16DAYS	12MO. 19DAYS	4MO. 7DAYS
	RANGE LOW	0MO. 0DAYS	0MO. 0DAYS	0MO. 0DAYS	0MO. 0DAYS	0MO. 0DAYS	0MO. 0DAYS
	HIGH	12MO. 17DAYS	27MO. 17DAYS	18MO. 2DAYS	7MO. 9DAYS	31MO. 20DAYS	22MO. 1DAYS
PART C	MEAN	1MO. 11DAYS	9MO. 25DAYS	4MO. 7DAYS	1MO. 15DAYS	15MO. 12DAYS	5MO. 20DAYS
	MEDIAN	1MO. 11DAYS	8MO. 9DAYS	4MO. 2DAYS	0MO. 23DAYS	15MO. 10DAYS	5MO. 5DAYS
	RANGE LOW	0MO. 2DAYS	0MO. 0DAYS	0MO. 0DAYS	0MO. 0DAYS	0MO. 0DAYS	0MO. 0DAYS
	HIGH	10MO. 11DAYS	28MO. 8DAYS	13MO. 7DAYS	5MO. 27DAYS	35MO. 5DAYS	18MO. 27DAYS
PART D	MEAN	1MO. 19DAYS	9MO. 5DAYS	3MO. 28DAYS	0MO. 21DAYS	13MO. 23DAYS	4MO. 19DAYS
	MEDIAN	1MO. 11DAYS	8MO. 5DAYS	3MO. 17DAYS	0MO. 15DAYS	13MO. 20DAYS	4MO. 6DAYS
	RANGE LOW	0MO. 0DAYS	0MO. 0DAYS	0MO. 0DAYS	0MO. 0DAYS	0MO. 0DAYS	0MO. 0DAYS
	HIGH	22MO. 0DAYS	30MO. 0DAYS	18MO. 0DAYS	7MO. 22DAYS	33MO. 10DAYS	18MO. 13DAYS
PART E	MEAN	1MO. 11DAYS	10MO. 2DAYS	3MO. 19DAYS	0MO. 16DAYS	14MO. 6DAYS	4MO. 6DAYS
	MEDIAN	1MO. 12DAYS	8MO. 29DAYS	3MO. 9DAYS	0MO. 14DAYS	13MO. 13DAYS	3MO. 24DAYS
	RANGE LOW	0MO. 0DAYS	0MO. 0DAYS	0MO. 0DAYS	0MO. 0DAYS	0MO. 0DAYS	0MO. 0DAYS
	HIGH	7MO. 20DAYS	32MO. 29DAYS	15MO. 10DAYS	11MO. 7DAYS	34MO. 23DAYS	16MO. 15DAYS
PART F	MEAN	1MO. 13DAYS	9MO. 1DAYS	3MO. 16DAYS	0MO. 20DAYS	13MO. 7DAYS	4MO. 6DAYS
	MEDIAN	1MO. 12DAYS	7MO. 16DAYS	3MO. 0DAYS	0MO. 16DAYS	12MO. 20DAYS	3MO. 22DAYS
	RANGE LOW	0MO. 0DAYS	0MO. 0DAYS	0MO. 0DAYS	0MO. 0DAYS	0MO. 0DAYS	0MO. 0DAYS
	HIGH	10MO. 12DAYS	30MO. 5DAYS	21MO. 4DAYS	4MO. 28DAYS	33MO. 21DAYS	21MO. 13DAYS
PART G	MEAN	1MO. 14DAYS	9MO. 7DAYS	4MO. 5DAYS	0MO. 27DAYS	14MO. 4DAYS	5MO. 10DAYS
	MEDIAN	1MO. 11DAYS	7MO. 15DAYS	3MO. 27DAYS	0MO. 17DAYS	13MO. 6DAYS	4MO. 19DAYS
	RANGE LOW	0MO. 0DAYS	0MO. 0DAYS	0MO. 0DAYS	0MO. 0DAYS	0MO. 0DAYS	0MO. 0DAYS
	HIGH	17MO. 15DAYS	45MO. 30DAYS	16MO. 16DAYS	4MO. 29DAYS	48MO. 10DAYS	17MO. 3DAYS
SPECIAL	MEAN	1MO. 18DAYS	9MO. 6DAYS	2MO. 23DAYS	0MO. 11DAYS	12MO. 1DAYS	3MO. 4DAYS
	MEDIAN	1MO. 12DAYS	8MO. 21DAYS	2MO. 29DAYS	0MO. 10DAYS	11MO. 28DAYS	3MO. 10DAYS
	RANGE LOW	0MO. 0DAYS	0MO. 0DAYS	0MO. 0DAYS	0MO. 0DAYS	0MO. 0DAYS	0MO. 0DAYS
	HIGH	7MO. 19DAYS	33MO. 4DAYS	13MO. 10DAYS	1MO. 7DAYS	37MO. 11DAYS	13MO. 23DAYS

SUPERIOR COURT--APPELLATE DIVISION  
 TIME INTERVALS FOR DISPOSITION OF APPEALS DECIDED  
 TABLE 3--TOTAL, ARGUED OR SUBMITTED AND DECIDED  
 SEPTEMBER 1 1977 TO AUG. 31 1978

PART	MEASUREMENT	JUDGMENT BELOW TO DATE OF NOTICE OF APPEAL	DATE OF APPEAL TO DATE PERFECTED	DATE PERFECTED TO DATE ARGUED OR SUBMITTED	DATE ARGUED OR SUBMITTED TO DATE DECIDED	DATE OF APPEAL TO DATE DECIDED	DATE PERFECTED TO DATE DECIDED
ALL PARTS	MEAN	1MO. 11DAYS	8MO. 23DAYS	4MO. 9DAYS	0MO. 29DAYS	12MO. 80DAYS	5MO. 8DAYS
	MEDIAN	1MO. 10DAYS	7MO. 10DAYS	4MO. 3DAYS	0MO. 170DAYS	11MO. 120DAYS	4MO. 26DAYS
	RANGE LOW	0MO. 0DAYS	0MO. 0DAYS	0MO. 0DAYS	0MO. 30DAYS	0MO. 0DAYS	0MO. 0DAYS
	HIGH	24MO. 70DAYS	45MO. 30DAYS	27MO. 240DAYS	20MO. 160DAYS	50MO. 190DAYS	35MO. 220DAYS
PART A	MEAN	1MO. 150DAYS	9MO. 30DAYS	4MO. 70DAYS	0MO. 240DAYS	13MO. 210DAYS	5MO. 20DAYS
	MEDIAN	1MO. 120DAYS	7MO. 200DAYS	3MO. 280DAYS	0MO. 160DAYS	13MO. 10DAYS	4MO. 270DAYS
	RANGE LOW	0MO. 0DAYS	1MO. 120DAYS	0MO. 0DAYS	0MO. 0DAYS	0MO. 0DAYS	0MO. 0DAYS
	HIGH	15MO. 90DAYS	43MO. 70DAYS	15MO. 90DAYS	15MO. 190DAYS	45MO. 160DAYS	20MO. 100DAYS
PART B	MEAN	1MO. 100DAYS	9MO. 40DAYS	4MO. 50DAYS	0MO. 280DAYS	13MO. 160DAYS	5MO. 80DAYS
	MEDIAN	1MO. 100DAYS	7MO. 230DAYS	4MO. 0DAYS	0MO. 160DAYS	12MO. 90DAYS	5MO. 40DAYS
	RANGE LOW	0MO. 0DAYS	1MO. 160DAYS	0MO. 0DAYS	0MO. 0DAYS	0MO. 0DAYS	0MO. 30DAYS
	HIGH	12MO. 170DAYS	28MO. 80DAYS	18MO. 20DAYS	9MO. 210DAYS	33MO. 120DAYS	22MO. 100DAYS
PART C	MEAN	1MO. 110DAYS	9MO. 140DAYS	4MO. 130DAYS	1MO. 230DAYS	15MO. 50DAYS	5MO. 200DAYS
	MEDIAN	1MO. 120DAYS	8MO. 20DAYS	4MO. 50DAYS	0MO. 250DAYS	14MO. 170DAYS	5MO. 40DAYS
	RANGE LOW	0MO. 0DAYS	1MO. 180DAYS	0MO. 0DAYS	0MO. 0DAYS	0MO. 0DAYS	0MO. 0DAYS
	HIGH	10MO. 160DAYS	33MO. 260DAYS	15MO. 140DAYS	8MO. 160DAYS	36MO. 200DAYS	18MO. 270DAYS
PART D	MEAN	1MO. 140DAYS	8MO. 290DAYS	4MO. 120DAYS	0MO. 280DAYS	13MO. 260DAYS	5MO. 130DAYS
	MEDIAN	1MO. 110DAYS	7MO. 210DAYS	4MO. 50DAYS	0MO. 160DAYS	12MO. 290DAYS	5MO. 40DAYS
	RANGE LOW	0MO. 0DAYS	1MO. 210DAYS	0MO. 0DAYS	0MO. 0DAYS	0MO. 0DAYS	0MO. 0DAYS
	HIGH	22MO. 0DAYS	30MO. 30DAYS	18MO. 0DAYS	7MO. 220DAYS	33MO. 100DAYS	18MO. 130DAYS
PART E	MEAN	1MO. 120DAYS	9MO. 190DAYS	4MO. 150DAYS	0MO. 180DAYS	14MO. 170DAYS	5MO. 50DAYS
	MEDIAN	1MO. 100DAYS	8MO. 50DAYS	4MO. 110DAYS	0MO. 150DAYS	13MO. 130DAYS	5MO. 20DAYS
	RANGE LOW	0MO. 0DAYS	0MO. 0DAYS	0MO. 0DAYS	0MO. 0DAYS	0MO. 0DAYS	0MO. 0DAYS
	HIGH	12MO. 160DAYS	32MO. 290DAYS	22MO. 60DAYS	11MO. 70DAYS	35MO. 80DAYS	22MO. 210DAYS
PART F	MEAN	1MO. 130DAYS	8MO. 210DAYS	4MO. 40DAYS	0MO. 230DAYS	13MO. 260DAYS	5MO. 10DAYS
	MEDIAN	1MO. 120DAYS	7MO. 60DAYS	3MO. 290DAYS	0MO. 170DAYS	12MO. 280DAYS	4MO. 290DAYS
	RANGE LOW	0MO. 0DAYS	0MO. 0DAYS	0MO. 0DAYS	0MO. 0DAYS	0MO. 0DAYS	0MO. 0DAYS
	HIGH	17MO. 250DAYS	30MO. 50DAYS	21MO. 40DAYS	7MO. 180DAYS	35MO. 220DAYS	21MO. 130DAYS
PART G	MEAN	1MO. 140DAYS	8MO. 120DAYS	4MO. 140DAYS	1MO. 30DAYS	14MO. 80DAYS	5MO. 140DAYS
	MEDIAN	1MO. 110DAYS	6MO. 240DAYS	4MO. 60DAYS	0MO. 190DAYS	13MO. 70DAYS	5MO. 60DAYS
	RANGE LOW	0MO. 0DAYS	0MO. 0DAYS	0MO. 0DAYS	0MO. 0DAYS	0MO. 0DAYS	0MO. 0DAYS
	HIGH	17MO. 150DAYS	45MO. 30DAYS	16MO. 160DAYS	20MO. 160DAYS	50MO. 190DAYS	25MO. 110DAYS
SPECIAL	MEAN	1MO. 120DAYS	9MO. 230DAYS	3MO. 180DAYS	0MO. 160DAYS	12MO. 140DAYS	4MO. 250DAYS
	MEDIAN	1MO. 100DAYS	9MO. 150DAYS	3MO. 60DAYS	0MO. 130DAYS	12MO. 140DAYS	4MO. 20DAYS
	RANGE LOW	0MO. 0DAYS	0MO. 0DAYS	0MO. 0DAYS	0MO. 0DAYS	0MO. 0DAYS	0MO. 0DAYS
	HIGH	8MO. 120DAYS	33MO. 40DAYS	27MO. 240DAYS	5MO. 180DAYS	37MO. 110DAYS	29MO. 220DAYS

# SUPERIOR COURT-APPELLATE DIVISION MEDIAN TIME INTERVALS FOR DISPOSITION OF APPEALS

COURT YEARS ENDING AUGUST 31,  
 1960 TO DATE COMPARED WITH 1950



# INVENTORY OF MOTIONS AND PETITIONS

## MOTIONS AND PETITIONS

At beginning of Period *	532
Filed	4,593
Disposed of by:	
Decision of Court	4,749
Withdrawn prior to presentation to court	125
Pending at end of Period	251

<u>Type of Motion or Petition</u>	<u>Beginning of Term</u>	<u>Filed</u>	<u>Decided</u>	<u>Withdrawn</u>	<u>Pending</u>
Accelerate appeal or motion	9	118	118	2	7
Amend/supplement record	12	82	87	1	6
Bail	4	187	185	2	4
Consolidate appeals separate briefs	15	125	134	0	6
Costs	2	8	9	0	1
Counsel Fees	12	25	36	0	1
Motion to dismiss appeal	54	415	431	20	18
Motion to extend time	104	778	831	17	34
Leave to:					
Appeal	95	792	810	46	31
Appeal as indigent	26	159	172	1	12
Appeal as amicus curiae	6	35	39	1	1
Expand brief/record	12	69	78	0	3
Intervene	0	34	31	0	3
Withdraw as attorney	7	90	89	4	4
Rehearing or reconsideration	17	147	149	2	13
Remand	22	98	112	0	8
Restrain	0	2	2	0	0
Stay	22	373	373	10	12
Suppress brief	4	16	17	0	3
Vacate dismissal or reinstate	11	89	96	2	2
Counsel fees and costs	26	111	114	3	20
Miscellaneous	72	840	836	14	62
<b>TOTAL</b>	<b>* 532</b>	<b>4,593</b>	<b>4,749</b>	<b>125</b>	<b>251</b>

## TYPE OF DECISION:

Part A	500
Part B	384
Part C	518
Part D	483
Part E	439
Part F	401
Part G	560
Special	<u>1,464</u>
<b>TOTAL</b>	<b>4,749</b>

Source: Office of the Clerk, Appellate Division of the Superior Court.

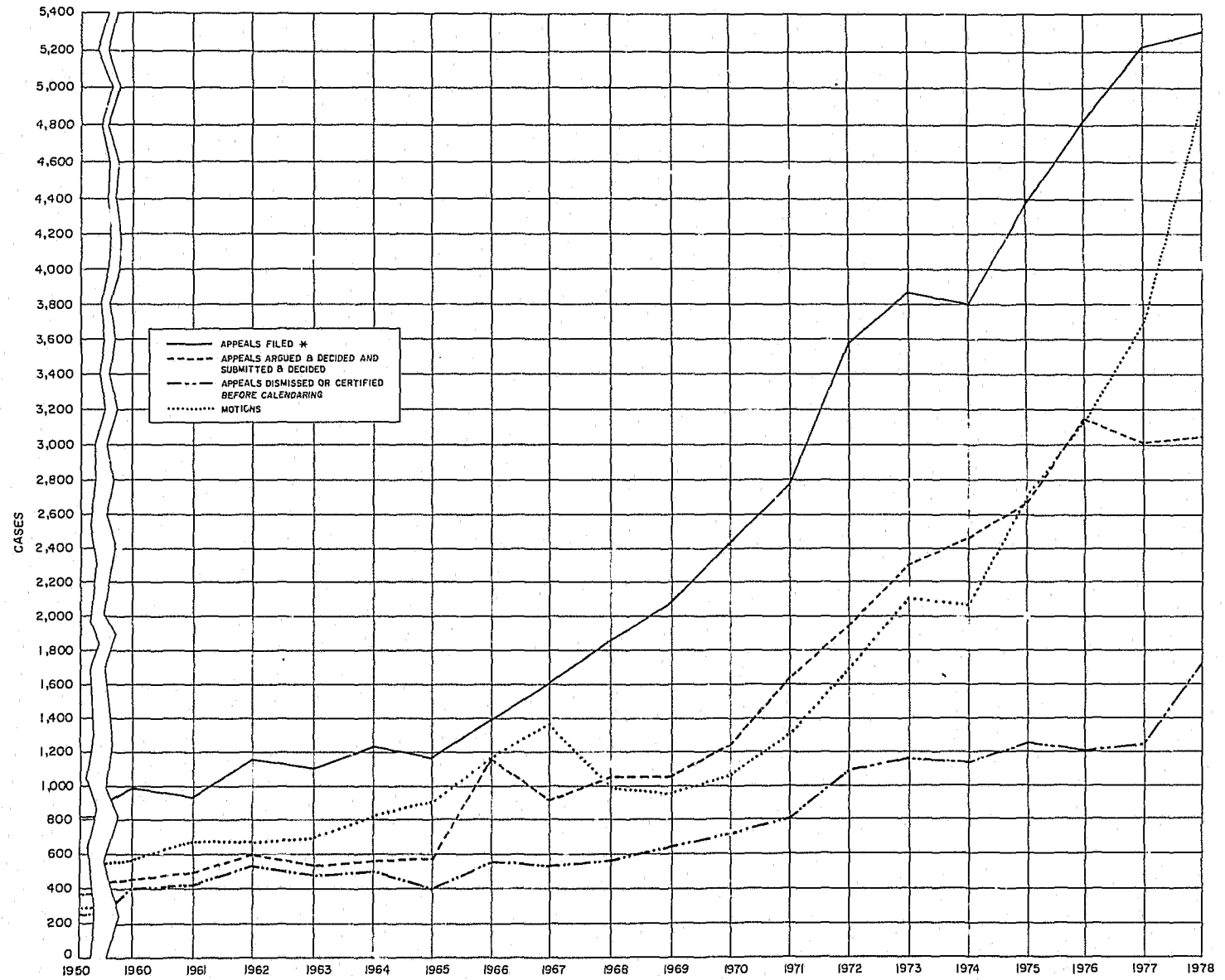
\* Data differs from report for the court year ending August 31, 1977 by -15 motions and petitions due to adjustments in caseload input from computerized docketing control system.



# SUPERIOR COURT - APPELLATE DIVISION

## APPEALS AND MOTIONS DISPOSED OF

COURT YEARS ENDING AUGUST 31,  
1960 TO DATE COMPARED WITH 1950



COURT YEAR ENDING AUGUST 31

\* INCLUDES APPEALS FILED WHICH ARE CERTIFIED TO THE SUPREME COURT BEFORE CALENDARING.

# Appeals Deficiency Analysis

September 1, 1977 to August 31, 1978

<u>Brief Deficiencies on Appeal</u>	<u>Number</u>	<u>Percent</u>
Judgment, order or determination appealed from, missing	252	6.4 %
Any opinion or statement of reasons of the lower court	38	1.0 %
Notice or notices of appeal missing	171	4.4 %
Order granting leave to appeal missing	7	0.2 %
Principal pleadings	246	6.3 %
Pretrial order missing	39	1.0 %
No transcript of testimony	674	17.2 %
Filing dates of papers not shown	380	9.7 %
Improper or no pagination of appendix	150	3.8 %
Illegible reproduction	231	5.9 %
Procedural history and statements of facts combined	39	1.0 %
Statement of facts lacks supporting references	361	9.2 %
Cover wrong color	75	1.9 %
No procedural history	63	1.6 %
Cover wrong material	229	5.9 %
Cover wrong form	180	4.6 %
No appendix	18	0.5 %
No index to appendix	23	0.6 %
Appendix long form	17	0.4 %
Brief not adequately fastened	1	0.03%
Improper or no pagination of brief	7	0.2 %
Page missing	18	0.5 %
No point heading in table of contents	32	0.8 %
Other	662	16.9 %
TOTAL	3913	100.0 %

---

Source: Office of the Clerk, Appellate Division of the Superior Court.

Motion Deficiency Analysis

September 1, 1977 to August 31, 1978

<u>Type of Deficiency</u>	<u>Number</u>	<u>Percent</u>
No supporting brief	230	6.9%
Overlength brief	13	0.4%
No supporting or verifying affidavits	56	1.7%
Insufficient number of motion papers	549	16.4%
Improper size paper	3	0.09%
No copies of judgment or order	257	7.7%
No copies of written opinion of lower court, or transcript of oral opinion or statement of reasons	450	13.4%
No acknowledgment or proof of service	959	28.7%
No filing fee	6	0.2%
Illegibility	21	0.6%
No original notice of motion, affidavit or brief	82	2.4%
Papers not signed	43	1.3%
Improperly notarized	16	0.5%
Other	<u>661</u>	<u>19.8%</u>
TOTAL	3,346	100.0%

---

Source: Office of the Clerk, Appellate Division of the Superior Court.

STATISTICAL TABLES PREPARED BY THE  
CENTRAL APPELLATE RESEARCH STAFF  
SEPTEMBER 1, 1977 TO AUGUST 31, 1978

The primary function of the Central Appellate Research Staff is the preparation of in-depth legal memoranda on cases of intermediate complexity pending before the Appellate Division of the Superior Court. The objective is to provide the court with pre-decisional research which will be of assistance in the ultimate disposition of the appeals. As an adjunct to the research function the Staff collects and compiles statistical data related to the intermediate appellate process in New Jersey. The following tables represent the data collected for the 1977-78 court year. They provide a wealth of information concerning the intermediate appellate court but no attempt will be made here to comment on the information beyond that which is necessary to explain or illustrate the purposes of the various tables.

For those who may be interested in comparing the information contained in these tables with the information compiled by the Staff in prior years, it should be noted that Tables 3, 5 and 6 have again been eliminated. These tables last appeared in the 1973-74 report but thereafter it was determined that the relatively limited information provided by these tables did not justify the time and effort expended in collecting and compiling the data. The remaining tables have not been renumbered so comparison with prior reporting periods can be easily achieved.

Table 1 shows the time intervals from the point of an appealable decision, through the various stages of the intermediate appellate process and ultimately to decision by the Appellate Division. This year the time lapse intervals have been calculated upon the 3,032 appeals decided by the Appellate Division during the 1977-78 court year. Within Table 1 the cases are broken down into the categories of civil and criminal. "Quasi-criminal" matters such as disorderly persons offenses have been placed into the criminal category. Juvenile cases, being neither civil nor criminal, have been classified as criminal. Prior to the 1976-77 court year juvenile cases had been classified as civil. The change was made in an effort to keep in step with the tenor of the times. Table 1 is also broken down into appeals which were accompanied by a memorandum from the Central Appellate Research Staff ("Staff Processed") and those which were not. In using this table (as well as Tables 1A and 2) it is suggested that the median is probably the most meaningful.

Table 1A is a further breakdown of criminal cases in an effort to provide a significant comparison between the time lapse in staff-processed cases and non staff-processed cases. The middle column represents those appeals where the only issue raised was that the sentence imposed was excessive. Because of the relative ease with which these cases can be decided they are never accompanied by a staff memorandum.

Thus, Table 1A permits elimination of these cases when comparing staff-processed criminal appeals and non staff-processed criminal appeals.

Table 2 is essentially a further breakdown of one aspect of the time lapse between appealable decision and the opinion rendered by the Appellate Division. It sets out data on motions made to the Appellate Division for extensions of time in relation to the filing of briefs. Under the Rules Governing the Courts of the State of New Jersey an appellant has a 45 day period within which to file a brief, and once filed a respondent has 30 days to file an answering brief. R. 2:6-11. Table 2 shows extensions granted to permit filing beyond the time limits specified in the rule. In certain appeals extensions are granted to both the appellant and the respondent or more than one extension may have been granted to either side. Therefore, although the Appellate Division granted a total of 1,468 extensions those occurred in only 1,067 appeals. All percentages relate to the 1,067 appeals where extensions were granted rather than to all appeals decided during the court year.

Table 4 is a breakdown of the types of cases which are appealed. It sets out the number of cases, the number of reversals and the number of affirmances in each of the 19 generic categories. The figures are also provided on a

percentage basis with the "percent of total" relating to all appeals decided during the court year (3,032) and the other percentage calculations relating only to the specific category. The term "reversed", as used in this table, includes not only those appeals where the entire judgment was reversed but also those appeals where a judgment was modified, vacated or reversed only in part. This is done in an effort to reflect more accurately the instances where appellants were successful, although perhaps not on every issue raised.

It should be noted that in the 1974-75 report the category "Criminal Guilty Plea" contained only the appeals where the sole issue raised was the validity of the plea itself. The category was expanded for the 1975-76 report and again this year, to include all appeals from guilty pleas regardless of the type or number of issues raised with the sole exception of appeals from guilty pleas where the only issue presented was a claim of excessive sentence. The latter type of appeal is currently contained in the category "Criminal Sentence Review Only."

Table 7 is a compilation of the issues raised on appeal in all cases decided by the Appellate Division during the court year. It shows not only the number of times a specific issue has been raised, but also the number of times any given issue was successful on appeal.



**CONTINUED**

**1 OF 8**

in reference to the first column. In a few categories, however, this form of variation may be the reason for what appears to be an inordinately high percentage in the fourth column. See e.g., "Plenary Hearing Needed."

Table 8 is a tabulation of the Central Appellate Research Staff's production over the 12 month period. It shows the cases worked on by the Staff during the 1977-78 court year, although not every case worked on was decided by the court during the same court year. In all probability, the cases prepared in June, July and August were not decided by the court until sometime during the 1978-79 court year. The major month-to-month fluctuations generally reflect variations in the number of attorneys on staff. During the 1977-78 court year the staff worked on 79 more cases than it had worked on during the 1976-77 court year.

The second column from the left reflects the percentage computation of the number of times a specific issue was raised in the 3,032 appeals decided during the court year. For example, in 32.52 percent of all appeals decided, the appellants argued that the trial judges' or agencies' findings of fact were erroneous, inadequate or not supported by the evidence.

The fourth column from the left, on the other hand, is a percentage calculation of the number of times an issue was successful as against the number of times it was raised. Using the same example the table shows that the argument concerning the fact finding of the judge or agency succeeded 149 times although raised 986 times, for a "success rate" of 15.11 percent.

A word of caution is appropriate concerning any conclusions that might be drawn from the figures in the third and fourth columns. In some instances the Appellate Division will "reverse" a judgment based upon an issue not specifically raised. This reason for reversal is reflected in the third and fourth columns but not in the first column because the issue causing reversal was not specifically advanced by the appellant. In the vast majority of categories this variation will produce only a slight change in the statistics and the fourth column will give a reasonably accurate percentage

3,032 appeals decided by  
written opinion

TABLE 1  
SUPERIOR COURT - APPELLATE DIVISION  
ELAPSED TIME IN THE APPELLATE PROCESS

SEPTEMBER 1, 1977 TO AUGUST 31, 1978 <sup>1</sup>  
A. CIVIL B. CRIMINAL

C. ALL CASES

DAYS FROM APPEALABLE  
TRIAL COURT JUDGMENT TO:

APPEAL TAKEN			
90TH PERCENTILE	56 DAYS	61 DAYS	57 DAYS
MEAN	39 DAYS	43 DAYS	41 DAYS
MEDIAN	38 DAYS	41 DAYS	40 DAYS
RANGE	0 DAYS - 525 DAYS	0 DAYS - 378 DAYS	0 DAYS - 525 DAYS
TRANSCRIPT OF TESTIMONY FILED IN APPELLATE COURT			
90TH PERCENTILE	247 DAYS	418 DAYS	326 DAYS
MEAN	125 DAYS	173 DAYS	146 DAYS
MEDIAN	90 DAYS	100 DAYS	94 DAYS
RANGE	2 DAYS - 1,288 DAYS	2 DAYS - 794 DAYS	2 DAYS - 1,288 DAYS
APPELLANTS BRIEF FILED			
90TH PERCENTILE	291 DAYS	563 DAYS	476 DAYS
MEAN	163 DAYS	313 DAYS	226 DAYS
MEDIAN	134 DAYS	284 DAYS	168 DAYS
RANGE	0 DAYS - 1,340 DAYS	2 DAYS - 1,067 DAYS	0 DAYS - 1,340 DAYS
RESPONDANTS BRIEF FILED			
90TH PERCENTILE	444 DAYS	647 DAYS	565 DAYS
MEAN	246 DAYS	381 DAYS	303 DAYS
MEDIAN	204 DAYS	359 DAYS	249 DAYS
RANGE	0 DAYS - 1,379 DAYS	2 DAYS - 1,098 DAYS	0 DAYS - 1,379 DAYS
REPLY BRIEF FILED			
90TH PERCENTILE	397 DAYS	749 DAYS	475 DAYS
MEAN	242 DAYS	383 DAYS	261 DAYS
MEDIAN	204 DAYS	282 DAYS	209 DAYS
RANGE	39 DAYS - 884 DAYS	46 DAYS - 922 DAYS	39 DAYS - 922 DAYS

(TABLE 1 CONTINUED)

	A. CIVIL	B. CRIMINAL <sup>1</sup>	C. ALL CASES
	STAFF PROCESSED	STAFF PROCESSED	STAFF PROCESSED
ORAL ARGUMENT <sup>2</sup>			
90TH PERCENTILE	592 DAYS	828 DAYS	730 DAYS
MEAN	434 DAYS	591 DAYS	476 DAYS
MEDIAN	412 DAYS	537 DAYS	430 DAYS
RANGE	195 DAYS - 914 DAYS	261 DAYS - 1,013 DAYS	195 DAYS - 1,013 DAYS
SUBMITTED <sup>2</sup>			
90TH PERCENTILE	658 DAYS	793 DAYS	763 DAYS
MEAN	427 DAYS	607 DAYS	508 DAYS
MEDIAN	405 DAYS	621 DAYS	458 DAYS
RANGE	213 DAYS - 894 DAYS	181 DAYS - 1,122 DAYS	181 DAYS - 1,122 DAYS
APPELLATE DECISION (ORAL ARGUMENT)			
90TH PERCENTILE	616 DAYS	864 DAYS	747 DAYS
MEAN	467 DAYS	614 DAYS	506 DAYS
MEDIAN	442 DAYS	568 DAYS	468 DAYS
RANGE	214 DAYS - 925 DAYS	280 DAYS - 1,026 DAYS	214 DAYS - 1,026 DAYS
APPELLATE DECISION (SUBMITTED)			
90TH PERCENTILE	680 DAYS	822 DAYS	788 DAYS
MEAN	454 DAYS	628 DAYS	532 DAYS
MEDIAN	432 DAYS	630 DAYS	484 DAYS
RANGE	235 DAYS - 1,033 DAYS	204 DAYS - 1,132 DAYS	204 DAYS - 1,132 DAYS
APPELLATE DECISION (ORAL ARGUMENT AND SUBMITTED)			
90TH PERCENTILE	620 DAYS	854 DAYS	783 DAYS
MEAN	462 DAYS	622 DAYS	518 DAYS
MEDIAN	439 DAYS	605 DAYS	470 DAYS
RANGE	214 DAYS - 1,033 DAYS	204 DAYS - 1,132 DAYS	204 DAYS - 1,132 DAYS

(TABLE 1 CONTINUED)

	A. CIVIL	B. CRIMINAL <sup>1</sup>	C. ALL CASES
	NOT STAFF PROCESSED	NOT STAFF PROCESSED	NOT STAFF PROCESSED
ORAL ARGUMENT <sup>2</sup>			
90TH PERCENTILE	674 DAYS	781 DAYS	721 DAYS
MEAN	400 DAYS	497 DAYS	422 DAYS
MEDIAN	370 DAYS	491 DAYS	383 DAYS
RANGE	1 DAYS - 1,494 DAYS	13 DAYS - 1,179 DAYS	1 DAYS - 1,494 DAYS
SUBMITTED <sup>2</sup>			
90TH PERCENTILE	645 DAYS	738 DAYS	707 DAYS
MEAN	386 DAYS	456 DAYS	428 DAYS
MEDIAN	372 DAYS	419 DAYS	396 DAYS
RANGE	0 DAYS - 1,433 DAYS	14 DAYS - 1,075 DAYS	0 DAYS - 1,433 DAYS
APPELLATE DECISION (ORAL ARGUMENT)			
90TH PERCENTILE	742 DAYS	834 DAYS	783 DAYS
MEAN	440 DAYS	532 DAYS	461 DAYS
MEDIAN	403 DAYS	517 DAYS	419 DAYS
RANGE	1 DAYS - 1,546 DAYS	13 DAYS - 1,193 DAYS	1 DAYS - 1,546 DAYS
APPELLATE DECISION (SUBMITTED)			
90TH PERCENTILE	667 DAYS	765 DAYS	738 DAYS
MEAN	411 DAYS	477 DAYS	451 DAYS
MEDIAN	411 DAYS	443 DAYS	427 DAYS
RANGE	0 DAYS - 1,476 DAYS	14 DAYS - 1,088 DAYS	0 DAYS - 1,476 DAYS
APPELLATE DECISION (ORAL ARGUMENT AND SUBMITTED)			
90TH PERCENTILE	706 DAYS	785 DAYS	759 DAYS
MEAN	428 DAYS	489 DAYS	455 DAYS
MEDIAN	406 DAYS	460 DAYS	422 DAYS
RANGE	0 DAYS - 1,546 DAYS	13 DAYS - 1,193 DAYS	0 DAYS - 1,546 DAYS

<sup>1</sup> Included collateral attacks on conviction.

<sup>2</sup> Does not occur in all cases.

TABLE 1A  
SUPERIOR COURT - APPELLATE DIVISION  
ELAPSED TIME IN THE APPELLATE PROCESS  
COMPARING EXCESSIVE SENTENCE CASES AND NON-STAFF PROCESSED CRIMINAL APPEALS

SEPTEMBER 1, 1977 TO AUGUST 31, 1978

DAYS FROM APPEALABLE  
TRIAL COURT JUDGEMENT TO:

	CRIMINAL	CRIMINAL	ALL OTHER
	STAFF PROCESSED	SENTENCE REVIEW ONLY	CRIMINAL APPEALS
		NOT STAFF PROCESSED	NOT STAFF PROCESSED
ORAL ARGUMENT			
90TH PERCENTILE	802 DAYS	465 DAYS	781 DAYS
MEAN	572 DAYS	347 DAYS	483 DAYS
MEDIAN	537 DAYS	293 DAYS	491 DAYS
RANGE	238 DAYS - 1,013 DAYS	123 DAYS - 746 DAYS	7 DAYS - 1,179 DAYS
SUBMITTED			
90TH PERCENTILE	821 DAYS	490 DAYS	788 DAYS
MEAN	612 DAYS	339 DAYS	516 DAYS
MEDIAN	602 DAYS	304 DAYS	522 DAYS
RANGE	181 DAYS - 1,122 DAYS	32 DAYS - 839 DAYS	7 DAYS - 1,140 DAYS
APPELLATE DECISION (ORAL ARGUMENT)			
90TH PERCENTILE	825 DAYS	490 DAYS	830 DAYS
MEAN	597 DAYS	377 DAYS	520 DAYS
MEDIAN	573 DAYS	371 DAYS	518 DAYS
RANGE	280 DAYS - 1,026 DAYS	133 DAYS - 776 DAYS	7 DAYS - 1,193 DAYS
APPELLATE DECISION (SUBMITTED)			
90TH PERCENTILE	875 DAYS	511 DAYS	819 DAYS
MEAN	633 DAYS	356 DAYS	539 DAYS
MEDIAN	619 DAYS	319 DAYS	542 DAYS
RANGE	204 DAYS - 1,132 DAYS	42 DAYS - 852 DAYS	7 DAYS - 1,150 DAYS
APPELLATE DECISION (ORAL ARGUMENT SUBMITTED)			
90TH PERCENTILE	864 DAYS	511 DAYS	826 DAYS
MEAN	618 DAYS	357 DAYS	533 DAYS
MEDIAN	603 DAYS	319 DAYS	535 DAYS
RANGE	204 DAYS - 1,132 DAYS	42 DAYS - 852 DAYS	7 DAYS - 1,193 DAYS

TABLE 2  
SUPERIOR COURT - APPELLATE DIVISION  
EXTENSIONS OF TIME ON APPEAL

SEPTEMBER 1, 1977 TO AUGUST 31, 1978

	A. NUMBER OF EXTENSIONS GRANTED	PERCENT OF TOTAL APPEALS **	B. NUMBER OF EXTENSIONS IN CASES WHERE 1 OR MORE EXTENSIONS GRANTED	C. NUMBER OF DAYS FOR WHICH EXTENSIONS GRANTED
FOR FILING APPELLANTS BRIEF	444	41.6%	90TH PERCENTILE 2 MEAN 1.2 MEDIAN 1 RANGE 1 - 3	90TH PERCENTILE 49 DAYS MEAN 32 DAYS MEDIAN 30 DAYS RANGE 5 DAYS - 120 DAYS
FOR FILING RESPONDENTS BRIEF	1,007	94.4%	90TH PERCENTILE 2 MEAN 1.1 MEDIAN 1 RANGE 1 - 4	90TH PERCENTILE 181 DAYS MEAN 77 DAYS MEDIAN 45 DAYS RANGE 7 DAYS - 699 DAYS
TOTALS FOR ALL PURPOSES IN ALL CASES	1,468 *	137.6%	90TH PERCENTILE 2 MEAN 1.4 MEDIAN 1 RANGE 1 - 6	90TH PERCENTILE 143 DAYS MEAN 63 DAYS MEDIAN 30 DAYS RANGE 5 DAYS - 699 DAYS

\* These 1,468 extensions occurred in 1,067 appeals.

\*\* All percentages relate to the 1,067 appeals where extensions were granted rather than to all appeals decided during the court year.



TABLE 4  
SUPERIOR COURT - APPELLATE DIVISION  
TYPES OF CASES AND REVERSAL RATE

SEPTEMBER 1, 1977 TO AUGUST 31, 1978

TYPE OF CASE	NUMBER OF CASES	PERCENT OF TOTAL	* R E V E R S E D		N O T NUMBER OF CASES	R E V E R S E D PERCENT OF CASES IN THIS CATEGORY
			NUMBER OF CASES	PERCENT OF CASES IN THIS CATEGORY		
ADMINISTRATIVE LAW	476	16%	109	23%	367	77%
CONTRACTS	296	10%	102	34%	194	66%
CRIMINAL	783	26%	192	25%	591	75%
CRIMINAL GUILTY PLEA	62	2%	22	35%	40	65%
CRIMINAL SENTENCE REVIEW ONLY	351	12%	25	7%	326	93%
QUASI-CRIMINAL	57	2%	11	19%	46	81%
POST-CONVICTION RELIEF	34	1%	2	6%	32	94%
MATRIMONIAL ACTION	135	4%	60	44%	75	56%
DOMESTIC RELATIONS	28	1%	10	36%	18	64%
JUVENILE	31	1%	9	29%	22	71%
PROPERTY	128	4%	50	39%	78	61%
TAXATION	61	2%	19	31%	42	69%
TORT	213	7%	80	38%	133	62%
TRUSTS AND ESTATES	32	1%	11	34%	21	66%
WORKERS COMPENSATION	88	3%	34	39%	54	61%
MUNICIPAL LAW	110	4%	45	41%	65	59%
CONTEMPT	20	1%	10	50%	10	50%
ELECTION	15	0%	4	27%	11	73%
OTHER	112	4%	46	41%	66	59%
TOTALS	3,032	100%	841	28%	2,191	72%

TYPE OF CASE	NUMBER OF CASES	PERCENT OF TOTAL	* R E V E R S E D		N O T NUMBER OF CASES	R E V E R S E D PERCENT OF CASES IN THIS CATEGORY
			NUMBER OF CASES	PERCENT OF CASES IN THIS CATEGORY		
CIVIL	1,714	57%	580	34%	1,134	66%
CRIMINAL	1,318	43%	261	20%	1,057	80%

\* Includes those cases where the judgment or decision appealed has been reversed in toto, reversed in part or modified.

TABLE 7

## SUPERIOR COURT OF NEW JERSEY - APPELLATE DIVISION

TOTAL: GROUNDS ASSERTED ON APPEAL

SEPTEMBER 1, 1977 to AUGUST 31, 1978

Total No. of Times Ground Asserted on Appeals	*Percent of Appeals on which this Ground was Asserted	** No. of Reversals on this Ground	Percent Reversed on this Ground	BY APPELLANT
986	32.52	149	15.11	Trial judge's or agency's findings of fact erroneous, not supported by evidence or inadequate.
652	21.50	41	6.29	Excessive sentence [In criminal cases]
438	14.45	51	11.64	Abuse of discretion
432	14.25	26	6.02	Erroneous ruling on admissibility of evidence
298	9.83	21	7.05	Erroneous instructions to the jury [giving or failing to give instructions]
293	9.66	63	21.50	Statutory interpretation
236	7.78	12	5.08	Denial of due process
207	6.83	45	21.74	Erroneous application of law
203	6.70	65	32.02	Erroneous interpretation of law
175	5.77	12	6.86	Refusal of trial judge to direct verdict or enter judgment as a matter of law for appellant [or respondent on cross-appeal]
144	4.75	27	18.75	Entry of directed verdict or judgment as matter of law against appellant [or respondent on cross-appeal]
142	4.68	11	7.75	Evidence insufficient to support verdict [in jury cases]

(Table 7 - continued) Page 2

Total No. of Times Ground Asserted on Appeals	* Percent of Appeals on which this ground was Asserted	** No. of Reversals on this Ground	Percent Reversed on this Ground	BY APPELLANT
138	4.55	53	38.41	Error in imposing, failing to impose or computing interest, damage, penalty, award or assessment
135	4.45	19	14.07	Other
123	4.06	34	27.64	Erroneous dismissal
119	3.92	1	.84	Prejudicial argument by counsel to jury
93	3.07	15	16.13	Construction of contract
85	2.80	6	7.06	Error in granting or denying motion for new trial
84	2.77	3	3.57	Statute or ordinance unconstitutional
83	2.74	0	.00	Denial of equal protection
79	2.61	26	32.91	Error in award or failure to award counsel fees or costs [inadequate, excessive or not appropriate for award]
73	2.41	32	43.84	Merger
71	2.34	7	9.86	Inadequate representation by counsel [in criminal cases]
68	2.24	3	4.41	Identification procedure improper
67	2.21	1	1.49	Error in denial of mistrial
66	2.18	17	25.76	Procedural defect below or failure to abide by rules
63	2.08	0	.00	Cumulative error
63	2.08	3	4.76	Illegal search and seizure

(Table 7 - continued) Page 3

Total No. of Times Ground Asserted on Appeals	* Percent of Appeals on which this ground was Asserted	** No. of Reversals on this Ground	Percent Reversed on this Ground	BY APPELLANT
62	2.04	5	8.06	Laches, res judicata, collateral estoppel, and waiver
62	2.04	15	24.19	Lack of jurisdiction
52	1.72	53	101.92	Plenary hearing needed
41	1.35	4	9.76	Improper conduct of judge
37	1.22	3	8.11	Improper or inadequate pre-trial discovery
29	.96	15	51.72	Illegal sentence
25	.82	0	.00	Erroneous grant of severance or joinder; erroneous consolidation
24	.79	15	62.50	Legal search and seizure [raised by the State]
21	.69	7	33.33	Error in ordering arbitration or in refusing to submit thereto
21	.69	4	19.05	Erroneous denial of adjournment or continuance
21	.69	2	9.52	Improper trial conduct of prosecuting attorney [in criminal cases]
19	.63	2	10.53	Denial of right to speedy trial or excessive delay between offense and indictment
19	.63	3	15.79	Prevailing rule of law erroneous
18	.59	0	.00	Right to counsel
16	.53	5	31.25	Excessive verdict or inadequate verdict

(Table 7 - continued) Page 4

Total No. of Times Ground Asserted on Appeals	* Percent of Appeals on which this ground was Asserted	** No. of Reversals on this Ground	Percent Reversed on this Ground	BY APPELLANT
16	.53	0	.00	Inconsistent or compromise verdict
15	.49	0	.00	Improper conduct of attorney
15	.49	2	13.33	New pre-sentence report required/error in considering certain matters in sentencing
15	.49	2	13.33	Plea of guilty improper [in criminal cases]
14	.46	2	14.29	Improper probation revocation hearing
13	.43	1	7.69	Error or defect in jury selection or jury composition
11	.36	1	9.09	Erroneous ruling on sufficiency of pleading
11	.36	5	45.45	Improper entry of judgment or improper judgment
10	.33	0	.00	Irregularity of juror or jury proceedings
9	.30	0	.00	Confession wrongly admitted
8	.26	1	12.50	Double jeopardy
5	.16	1	20.00	Breach of plea bargain
4	.13	2	50.00	Refusal to remit of bail forfeiture
2	.07	0	.00	Cruel and unusual punishment
2	.07	0	.00	New Evidence
2	.07	0	.00	Sequestration

(Table 7 - continued) Page 5

Total No. of Times Ground Asserted on Appeals	* Percent of Appeals on which this ground was Asserted	** No. of Reversals on this Ground	Percent Reversed on this Ground	BY APPELLANT
1	.03	1	100.00	Appellate procedural rules not followed
1	.03	0	.00	Federal or state preemption
0	.00	0	.00	Disparity of sentence
0	.00	0	.00	Right to drug or other medical treatment
<u>6,237</u>	<u>.00</u>	<u>894</u>	<u>14.33</u>	<u>TOTALS</u>
				* BASED UPON THE 3,032 APPEALS DECIDED.
				** 53 APPEALS HAD MORE THAN ONE GROUND FOR REVERSAL.

TABLE 8

## SUPERIOR COURT OF NEW JERSEY - APPELLATE DIVISION

## CASES PROCESSED BY STAFF

SEPTEMBER 1, 1977 THROUGH AUGUST 31, 1978

MONTH	TOTAL NUMBER OF CASES PROCESSED BY STAFF				NO. OF MEMOS WITHOUT OPINIONS
	CIVIL	CRIMINAL	QUASI- CRIMINAL	TOTAL CASE MEMORANDA	
SEPTEMBER	35	12	0	47	9
OCTOBER	34	27	0	61	14
NOVEMBER	34	20	0	54	12
DECEMBER	27	32	0	59	14
JANUARY	42	17	0	59	19
FEBRUARY	42	9	1	52	13
MARCH	53	13	0	66	9
APRIL	45	17	0	62	11
MAY	50	17	0	67	11
JUNE	46	21	1	68	21
JULY	52	11	0	63	28
AUGUST	22	15	0	37	12
TOTALS	482	211	2	695	173

\* During the 1977-78 court year the staff also prepared 25 special research memoranda for the Appellate Division.

STATISTICAL DATA  
ON THE WORK OF  
THE TRIAL COURTS

NOTE: THE "1 YEAR AGO" DATA SHOWN IN THE TABLES AND GRAPHS ARE THE TOTALS AS REPORTED IN THE 1976-77 ANNUAL REPORT, SOME OF THE DATA, ESPECIALLY THE "CASES PENDING" FIGURES, WERE CHANGED BY THE AMOUNTS SHOWN IN THE FOOTNOTES OF THE TABLES, AS A RESULT OF PHYSICAL INVENTORIES AND RECOUNTS BY THE REPORTING SOURCES AND THE TRANSFER OF CASES AMONG THE GENERAL EQUITY AND MATRIMONIAL JUDGES.

C TO M



CHANCERY DIVISION

GENERAL EQUITY

Atlantic, Cape May, Cumberland and Salem Counties -  
sitting at Atlantic City

Philip A. Gruccio

Bergen County - sitting at Hackensack

Sherwin D. Lester

Burlington County - sitting at Mount Holly

Alexander C. Wood, III

Camden County - sitting at Camden

Peter J. Devine, Jr.

Essex County - sitting at Newark

Arthur C. Dwyer

Gloucester County - sitting at Camden

Paul A. Lowengrub (temporarily assigned from Superior  
Court, Chancery Division, Matrimonial,  
Camden County, until 5/7/78)

Samuel G. DeSimone (temporarily assigned 5/8/78 -  
Gloucester County Court judge)

Hudson County - sitting at Jersey City

Frederick C. Kentz, Jr.

Superior Court, Chancery Division, General Equity, continued

Hunterdon, Mercer and Somerset Counties - sitting at Trenton

Morton I. Greenberg

Middlesex County - sitting at New Brunswick

David D. Furman (*temporarily assigned to Appellate  
Division 4/3/78-6/2/78*)

Monmouth County - sitting at Freehold

Thomas L. Yaccarino

Morris, Sussex and Warren Counties - sitting at Morristown

Bertram Polow

Ocean County - sitting at Toms River

Henry H. Wiley (*temporarily assigned - Ocean County  
Court judge*)

Passaic County - sitting at Paterson

Peter Ciolino

Union County - sitting at Elizabeth

Harold A. Ackerman

PROCEEDINGS IN THE SUPERIOR AND COUNTY COURTS

GENERAL EQUITY

FROM SEPTEMBER 1, 1977 TO AUGUST 31, 1978

COUNTY	TRIALS CONCLUDED			DURATION OF TRIALS CONCLUDED				MOTIONS				SETTLEMENTS WITH AID OF COURT		BENCH HOURS	SETLMNT CONFRNC HOURS	TOTAL HOURS	TOTAL 1 YEAR AGO
	TOTAL	NON-JURY	JURY	< 1 DAY	1-3 DAYS	3-5 DAYS	> 5 DAYS	CON-TESTED	UNCON-TESTED	PRE-TRIAL	CON-TEMPT	BEFORE TRIAL	DURING TRIAL				
ATLANTIC	34	34	0	27	7	0	0	416	213	107	0	9	9	610.7	43.0	653.7	756.5
BERGEN	134	134	0	125	7	2	0	879	335	164	0	38	41	1,268.7	175.7	1,444.4	1,006.7
BURLINGTON	57	56	1	41	13	2	1	232	241	88	1	16	9	740.1	34.6	774.7	429.8
CAMDEN	29	29	0	10	8	5	6	258	583	132	3	86	3	1,095.6	123.7	1,219.3	1,169.1
CAPE MAY	7	7	0	5	2	0	0	237	45	19	0	0	2	120.0	2.5	122.5	130.0
CUMBERLAND	5	5	0	5	0	0	0	152	6	17	0	6	0	111.3	29.0	140.3	104.6
ESSEX	32	32	0	15	14	2	1	698	262	139	1	63	10	1,138.3	42.8	1,181.1	1,878.3
GLOUCESTER	17	17	0	13	4	0	0	124	60	22	0	5	4	219.3	2.3	221.6	300.3
HUDSON	75	75	0	42	24	6	3	496	125	112	2	17	17	919.4	51.3	970.7	906.3
HUNTERDON	10	10	0	4	5	0	1	44	53	15	0	6	3	133.5	24.2	157.7	121.7
MERCER	30	30	0	17	9	2	2	144	170	54	0	18	3	373.0	31.3	404.3	515.6
MIDDLESEX	104	104	0	85	17	2	0	414	221	105	0	43	8	536.1	93.1	629.2	676.2
MONMOUTH	22	22	0	21	1	0	0	466	145	136	0	35	2	341.6	192.7	534.3	642.6
MORRIS	54	54	0	43	10	1	0	384	164	66	0	9	4	521.3	40.3	561.6	538.0
OCEAN	85	85	0	58	14	8	5	350	190	125	0	4	15	882.1	21.6	903.7	1,071.9
PASSAIC	76	76	0	51	19	4	2	711	227	112	0	21	24	972.0	30.8	1,002.8	851.0
SALEM	5	5	0	5	0	0	0	51	0	11	0	1	3	59.0	5.0	64.0	43.8
SOMERSET	15	15	0	6	6	1	2	113	88	36	0	12	4	316.3	44.4	360.7	361.1
SUSSEX	8	8	0	7	1	0	0	80	34	24	3	5	2	79.7	4.3	84.0	153.5
UNION	20	20	0	4	8	5	3	366	96	82	0	36	0	781.4	178.8	960.2	1,110.7
WARREN	11	11	0	7	3	1	0	20	23	13	0	2	0	72.7	0.2	72.9	65.7
*****																	
STATE	830	829	1	591	172	41	26	6,635	3,281	1,579	10	432	163	11,292.1	1,171.6	12,463.7	---
*****																	
TOTAL 1 YEAR AGO	915	908	7	654	199	36	26	6,157	3,078	1,797	60	406	206	11,688.8	1,144.6	---	12,833.4
*****																	

Source: Weekly Reports of the Judges.

SUPERIOR COURT  
GENERAL EQUITY  
DISPOSITION OF CASES BY COUNTY  
September 1, 1977 to August 31, 1978

County	COMPLAINTS FILED DURING PERIOD			Total Cases on Calendar** at Beginning of Period***	Cases Added to Calendar**	Cases Disposed of	Total Cases on Calendar** at End of Period
	Foreclosure*	Other	Total				
Atlantic	269	337	576	107	253	99	261
Bergen	402	739	1,141	237	486	466	257
Burlington	515	247	762	216	167	187	196
Camden	1,029	394	1,423	279	327	386	220
Cape May	116	101	217	47	120	60	107
Cumberland	147	84	231	18	106	33	91
Essex	746	589	1,335	264	423	364	323
Gloucester	233	121	354	83	111	98	96
Hudson	326	277	603	149	205	215	139
Hunterdon	63	76	139	24	60	52	32
Mercer	264	224	488	59	140	125	74
Middlesex	402	444	846	125	248	242	131
Monmouth	573	393	966	142	265	254	153
Morris	278	234	512	130	207	215	122
Ocean	679	298	977	165	268	263	170
Passaic	282	326	608	190	204	251	143
Salem	51	27	78	11	52	12	51
Somerset	143	92	235	54	80	95	39
Sussex	190	80	270	51	74	70	55
Union	358	278	636	109	195	176	128
Warren	78	32	110	26	32	41	17
TOTAL	7,144	5,363	12,507	2,486	4,023	3,704	2,805
TOTAL 1 YEAR AGO	7,383	5,183	12,566	2,684	4,130	4,328	2,486

\* The great percentage of foreclosure cases are uncontested and are processed by the Superior Court Clerk without being added to the calendar.

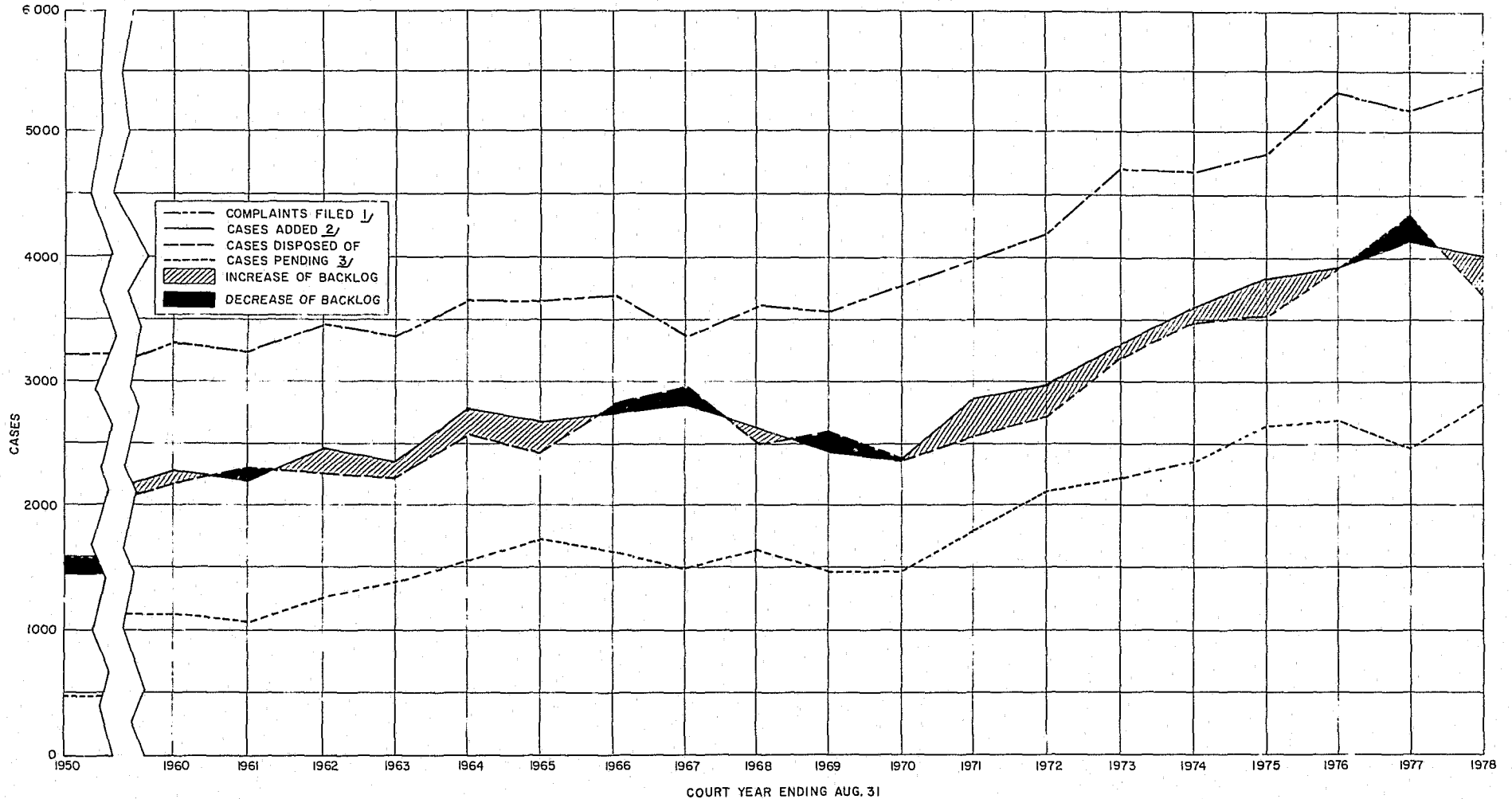
\*\* The Calendar is the list of cases which have reached issue. A case is added to the calendar when the first answer is filed.

\*\*\* Data differs from cases pending August 31, 1977 as reported in 1976-77 Annual Report, because of transfers & recounts by the counties resulting from their periodic physical inventories and the discovery of other reporting errors by the counties during the course of the year.

SOURCE: Monthly Reports of the Judges.

# SUPERIOR COURT - GENERAL EQUITY

COURT YEARS ENDING AUGUST 31,  
1960 TO DATE COMPARED WITH 1950



1/ EXCLUDING FORECLOSURES.

2/ A CASE IS ADDED TO THE CALENDAR WHEN THE FIRST ANSWER IS FILED. UNCONTESTED FORECLOSURES, ESCHEATS AND RECEIVERSHIPS ARE NOT INCLUDED.

3/ AS REPORTED IN ANNUAL REPORTS FOR EACH COURT YEAR. NOT CHANGED FOR "RECOUNTS" AS A RESULT OF PHYSICAL INVENTORIES IN THE COUNTIES.

SUPERIOR COURT  
GENERAL EQUITY  
MANNER OF DISPOSITION  
September 1, 1977 to August 31, 1978

County	Jury Trials <u>1/</u>		Non-Jury Trials <u>2/</u>		Settled, Dismissed or Dis-Continued Before Trial Commenced			Total Cases Disposed of
	Partially Tried	Tried to Completion	Partially Tried	Tried to Completion	Settled Prior to Trial	Dismissed or Dis-continued	Other Disp. (Transf'd. to Law Div., Consolidated with Other Cases, etc.)	
Atlantic	0	0	8	19	70	1	1	99
Bergen	0	0	42	117	210	13	84	466
Burlington	0	0	7	30	41	96	13	187
Camden	0	0	2	32	117	157	78	386
Cape May	0	0	5	4	51	0	0	60
Cumberland	0	0	2	4	27	0	0	33
Essex	0	0	26	48	161	102	27	364
Gloucester	0	0	12	17	38	20	11	98
Hudson	0	0	34	54	83	28	16	215
Hunterdon	0	0	4	3	19	23	3	52
Mercer	0	0	3	14	51	39	18	125
Middlesex	0	0	5	88	59	79	11	242
Monmouth	0	0	12	26	71	111	34	254
Morris	0	0	6	49	114	20	26	215
Ocean	0	0	12	41	145	50	15	263
Passaic	0	0	23	37	138	15	38	251
Salem	0	0	1	1	7	2	1	12
Somerset	0	0	4	9	42	28	12	95
Sussex	0	0	1	23	32	8	6	70
Union	0	0	11	10	41	82	32	176
Warren	0	0	2	14	14	8	3	41
TOTAL	0	0	222	640	1,531	882	429	3,704
TOTAL 1 YEAR AGO	0	1	260	752	1,738	1,162	415	4,328

- 1/ A case is considered disposed of by jury trial if the drawing of the jury is started even if thereafter it is settled or dismissed.  
2/ A case is considered disposed of by non-jury if the opening is started, or, if the opening is waived, the first witness is sworn.

SOURCE: Monthly Reports of the Judges.

SUPERIOR COURT  
GENERAL EQUITY  
STATUS OF PENDING CASES BY COUNTY  
(AGES FROM DATE OF COMPLAINTS)

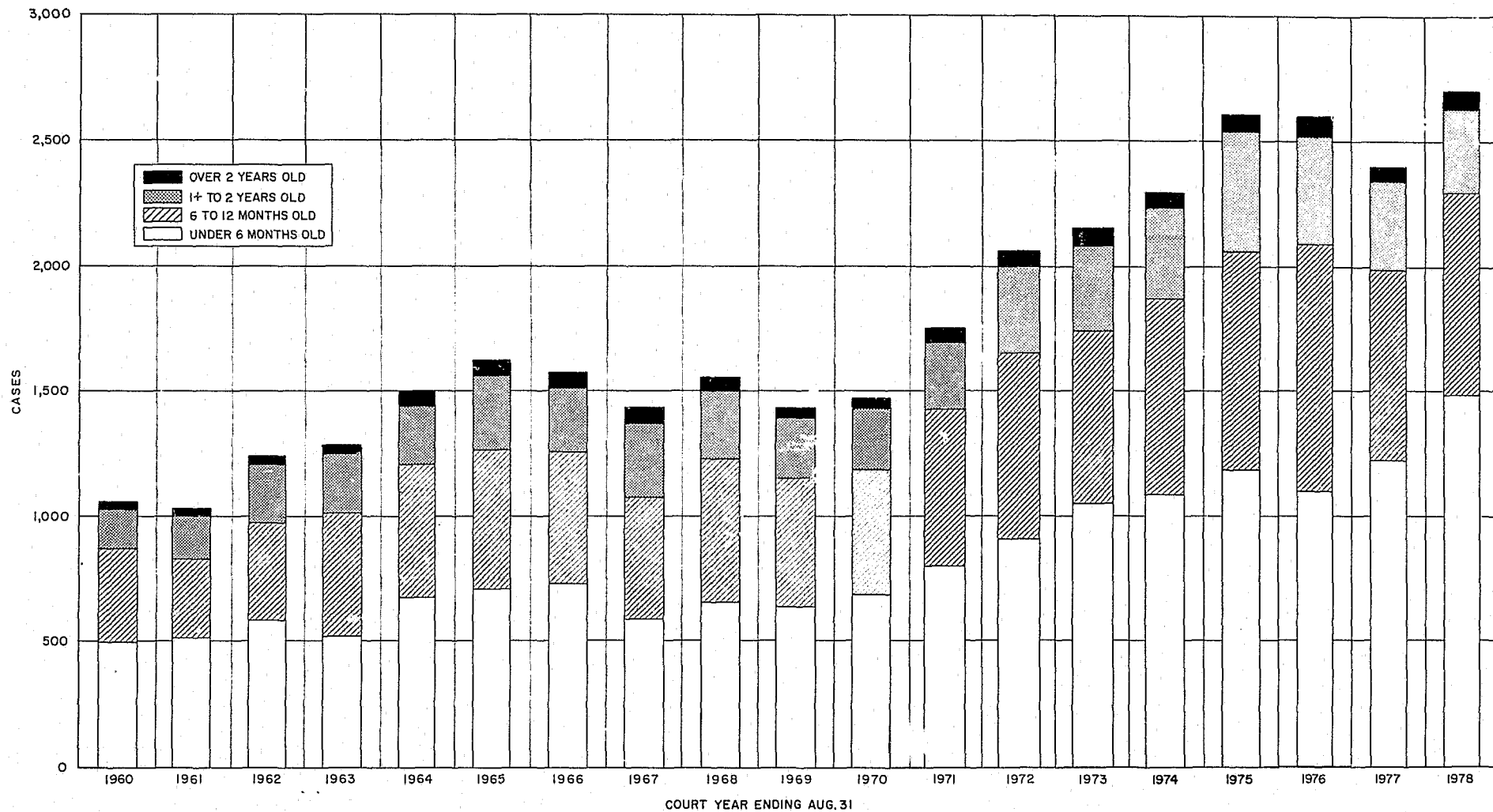
As of August 31, 1978

County	CASES ON CALENDAR August 31, 1978					Under 6 Months		6 to 12 Months		1+ to 1½ Years		1½ to 2 Years		2+ to 3 Years		Over 3 Years		No. Over 1 Year	% Over 1 Year
	Pretried	Not Pretried	Active	Inactive*	Total	Active	Inactive*	Active	Inactive*	Active	Inactive*	Active	Inactive*	Active	Inactive*	Active	Inactive*	Active	Active
Atlantic	135	126	258	3	261	157	0	93	3	8	0	0	0	0	0	0	0	8	3%
Bergen	52	205	237	20	257	176	11	44	4	10	0	4	0	2	3	1	2	17	7%
Burlington	81	115	194	2	196	56	0	56	0	36	0	28	0	12	1	6	1	82	42%
Camden	90	130	206	14	220	90	0	77	1	24	1	10	7	4	3	1	2	39	19%
Cape May	81	26	107	0	107	95	0	12	0	0	0	0	0	0	0	0	0	0	0%
Cumberland	44	47	91	0	91	71	0	20	0	0	0	0	0	0	0	0	0	0	0%
Essex	143	180	311	12	323	141	0	92	0	45	1	15	3	16	6	2	2	78	25%
Gloucester	26	70	86	10	96	35	0	29	0	7	1	5	1	8	6	2	2	22	26%
Hudson	28	111	133	6	139	71	1	38	1	16	2	3	0	4	0	1	2	24	18%
Hunterdon	4	28	32	0	32	20	0	9	0	3	0	0	0	0	0	0	0	3	9%
Mercer	11	63	73	1	74	39	0	26	0	8	0	0	0	0	0	0	1	8	11%
Middlesex	37	94	131	0	131	78	0	44	0	6	0	3	0	0	0	0	0	9	7%
Monmouth	41	112	153	0	153	78	0	58	0	15	0	1	0	1	0	0	0	17	11%
Morris	24	98	111	11	122	58	0	34	2	10	2	3	0	5	1	1	6	19	17%
Ocean	45	125	169	1	170	94	0	53	0	12	0	8	0	2	0	0	1	22	13%
Passaic	46	97	139	4	143	68	0	49	0	15	0	5	3	2	1	0	0	22	16%
Salem	24	27	51	0	51	43	0	8	0	0	0	0	0	0	0	0	0	0	0%
Somerset	8	31	37	2	39	22	0	13	0	2	0	0	0	0	1	0	1	2	5%
Sussex	15	40	48	7	55	25	0	15	0	3	0	1	3	4	4	0	0	8	17%
Union	23	105	119	9	128	62	0	48	2	8	2	1	5	0	0	0	0	9	8%
Warren	5	12	15	2	17	10	0	2	0	1	0	2	0	0	2	0	0	3	20%
TOTAL	963	1,842	2,701	104	2,805	1,489	12	820	13	229	9	89	22	60	28	14	20	392	15%
TOTAL 1 YEAR AGO	741	1,745	2,403	83	2,486	1,225	3	762	5	264	21	93	21	43	14	16	19	416	17%

\* Inactive cases are those which cannot be tried for reasons beyond the control of the Court and attorneys, such as Military List, enjoined proceedings, confinement of parties to hospital or institutions, etc.

SOURCE: Monthly Reports of the Judges.

SUPERIOR COURT - GENERAL EQUITY  
AGES OF ACTIVE CASES PENDING  
\* COURT YEARS ENDING AUGUST 31, 1960 TO 1978



\* AS REPORTED IN ANNUAL REPORTS FOR EACH COURT YEAR. NOT CHANGED FOR "RECOUNTS" AS A RESULT OF PHYSICAL INVENTORIES IN THE COUNTIES.



CHANCERY DIVISION

MATRIMONIAL

Atlantic and Cape May Counties - sitting at Atlantic City

Frank J. Testa (temporarily assigned - Cumberland  
County Court judge)

Anthony J. Cafiero (retired and temporarily assigned  
on recall)

Bergen County - sitting at Hackensack

Benedict E. Lucchi (temporarily assigned until 2/13/78  
- Bergen County Court judge)

Harvey Smith (temporarily assigned effective 2/14/78 -  
Bergen County Court judge)

Burlington County - sitting at Mount Holly

Dominick J. Ferrelli (temporarily assigned - Burlington  
County Court judge)

Camden County - sitting at Camden

Paul J. Lowengrub

Cumberland and Salem Counties - sitting at Bridgeton

Frank J. Testa (temporarily assigned - Cumberland  
County Court judge)

Anthony J. Cafiero (retired and temporarily assigned  
on recall)

Superior Court, Chancery Division, Matrimonial, continued

Essex County - sitting at Newark

Neil G. Duffy

Gloucester County - sitting at Woodbury

Samuel G. DeSimone (temporarily assigned - Gloucester  
County Court judge)

Hudson County - sitting at Jersey City

Frank G. Hahn (retired 8/1/78)

Hunterdon County - sitting at Flemington

A. Warren Herrigel (temporarily assigned - Hunterdon  
County Court judge)

Mercer County - sitting at Trenton

Theodore T. Tams, Jr. (temporarily assigned - Mercer  
County Court judge)

Middlesex County - sitting at New Brunswick

Joseph F. Deegan

Monmouth County - sitting at Freehold

Julia L. Ashbey (temporarily assigned - Monmouth  
County Juvenile & Domestic Relations  
Court judge until 6/29/78; Monmouth  
County Court judge effective 6/30/78)

Superior Court, Chancery Division, Matrimonial, continued

Morris County - sitting at Morristown

John C. Newman (temporarily assigned - Morris County  
Juvenile & Domestic Relations Court judge)

Ocean County - sitting at Toms River

Harold Kaplan (temporarily assigned until 11/29/77 -  
Ocean County Court judge)

James M. Havey (temporarily assigned effective 11/30/77  
- Ocean County Court judge)

Passaic County - sitting at Paterson

Harold M. Nitto (temporarily assigned - Passaic County  
Court judge)

Somerset County - sitting at Somerville

Michael R. Imbriani (temporarily assigned - Somerset  
County Court judge)

Sussex County - sitting at Newton

Frederic G. Weber (temporarily assigned - Sussex  
County Court judge)

Union County - sitting at Elizabeth

William A. Dreier (temporarily assigned - Union  
County Court judge)

Warren County - sitting at Belvidere

Paul Aaroe (temporarily assigned - Warren County  
Court judge)

## PROCEEDINGS IN THE SUPERIOR AND COUNTY COURTS

## MATRIMONIAL

FROM SEPTEMBER 1, 1977 TO AUGUST 31, 1978

COUNTY	TRIALS CONCLUDED			DURATION OF TRIALS CONCLUDED				MOTIONS				SETTLEMENTS WITH AID OF COURT		BENCH HOURS	SETLMNT CONFRNC HOURS	TOTAL HOURS	TOTAL 1 YEAR AGO
	TOTAL	NON-JURY	JURY	< 1 DAY	1-3 DAYS	3-5 DAYS	> 5 DAYS	CON-TESTED	UNCON-TESTED	PRE-TRIAL	CON-TEMPT	BEFORE TRIAL	DURING TRIAL				
ATLANTIC	1,031	1,031	0	1,025	4	1	1	418	406	6	51	1	0	866.3	99.3	965.6	1,064.0
BERGEN	2,531	2,531	0	2,475	50	1	5	4,011	549	11	9	42	9	4,970.8	63.7	5,034.5	4,227.5
BURLINGTON	1,260	1,260	0	1,256	4	0	0	987	243	0	0	2	2	1,288.1	123.6	1,411.7	1,265.1
CAMDEN	1,549	1,549	0	1,536	9	3	1	1,282	355	0	59	24	1	1,491.7	117.8	1,609.5	1,299.6
CAPE MAY	89	89	0	87	2	0	0	61	67	0	128	0	0	99.0	0.5	99.5	250.2
CUMBERLAND	579	579	0	575	2	1	1	216	178	1	99	0	0	608.2	76.2	684.4	615.6
ESSEX	2,520	2,520	0	2,517	3	0	0	1,790	644	5	1,030	1	0	2,298.6	99.3	2,397.9	2,311.0
GLOUCESTER	729	729	0	723	6	0	0	680	264	2	5	1	0	1,043.4	12.8	1,056.2	770.2
HUDSON	1,784	1,784	0	1,754	29	1	0	628	443	333	29	147	77	2,001.7	162.0	2,163.7	2,647.3
HUNTERDON	295	295	0	292	3	0	0	483	42	0	51	0	0	391.5	45.4	436.9	590.4
MERCER	1,361	1,361	0	1,360	0	0	1	884	375	0	160	3	3	1,134.7	25.6	1,160.3	1,200.1
MIDDLESEX	2,340	2,340	0	2,318	18	1	3	1,501	543	30	962	0	0	2,126.2	215.7	2,341.9	1,404.0
MONMOUTH	2,064	2,064	0	1,999	57	7	1	1,747	982	17	358	13	5	2,431.0	489.4	2,920.4	2,438.0
MORRIS	1,630	1,630	0	1,609	19	0	2	1,141	336	2	1	4	1	1,923.3	138.1	2,061.4	1,466.9
OCEAN	1,342	1,342	0	1,339	2	1	0	569	253	0	240	121	3	1,100.4	132.9	1,233.3	1,009.9
PASSAIC	1,589	1,589	0	1,566	18	2	3	951	271	21	247	5	1	1,770.9	177.1	1,948.0	1,929.8
SALEM	156	156	0	155	1	0	0	83	79	0	76	0	0	133.7	27.8	161.5	156.4
SOMERSET	709	709	0	698	9	2	0	535	319	0	253	54	3	833.6	114.8	948.4	1,331.2
SUSSEX	335	335	0	330	5	0	0	879	12	0	2	1	1	562.1	57.3	619.4	519.7
UNION	1,941	1,941	0	1,936	5	0	0	1,417	256	20	12	19	5	1,689.4	288.6	1,978.0	1,643.5
WARREN	375	375	0	375	0	0	0	190	327	1	2	0	0	392.5	29.2	421.7	314.6
*****																	
STATE	26,209	26,209	0	25,925	246	20	18	20,453	6,944	449	3,774	438	111	29,157.1	2,497.1	31,654.2	---
*****																	
TOTAL 1 YEAR AGO	21,569	21,569	0	21,160	256	126	18	20,059	5,903	461	2,973	141	24	26,577.0	1,878.0	--	28,455.0
*****																	

Source: Weekly Reports of the Judges.

MATRIMONIAL ACTIONS APPROVED FOR TRIAL

September 1, 1977 - August 31, 1978

1. Type of Action:

Separate Maintenance	425	
	<u>0</u>	
Divorce from Bed and Board		425

Divorce:

Adultery	912	
Desertion	3,013	
Extreme Cruelty	6,173	
Separation	13,792	
Drunkenness	202	
Mental Illness	6	
Drugs	14	
Imprisonment	13	
Sex Deviant	<u>6</u>	24,131

Nullity of Marriage:

Fraud	313	
Non-age	44	
Incapacity	7	
Bigamy	56	
Impotence	12	
No Intent	0	
Duress	<u>0</u>	432

Custody	103	
Accounting	3	
Injunction	12	
Visitation	5	
Enforce Agreement	26	
Support	0	
Relief	0	
Partition	1	
Set Aside Decree	1	
Specific Performance	<u>0</u>	151

25,139

2. Types of Service

Personal Within State	15,489	
Personal Out of State	1,139	
Publication and Service of Copy	1,356	
Publication and Special Service	395	
Acknowledgment	3,232	
Appearance	1,439	
Answer	1,809	
Order to Show Cause	0	
Mail	<u>280</u>	25,139

25,139

3. Suits Instituted by:

Wife	16,275	
Husband	<u>8,864</u>	25,139

25,139

Source: Clerk of the Superior Court

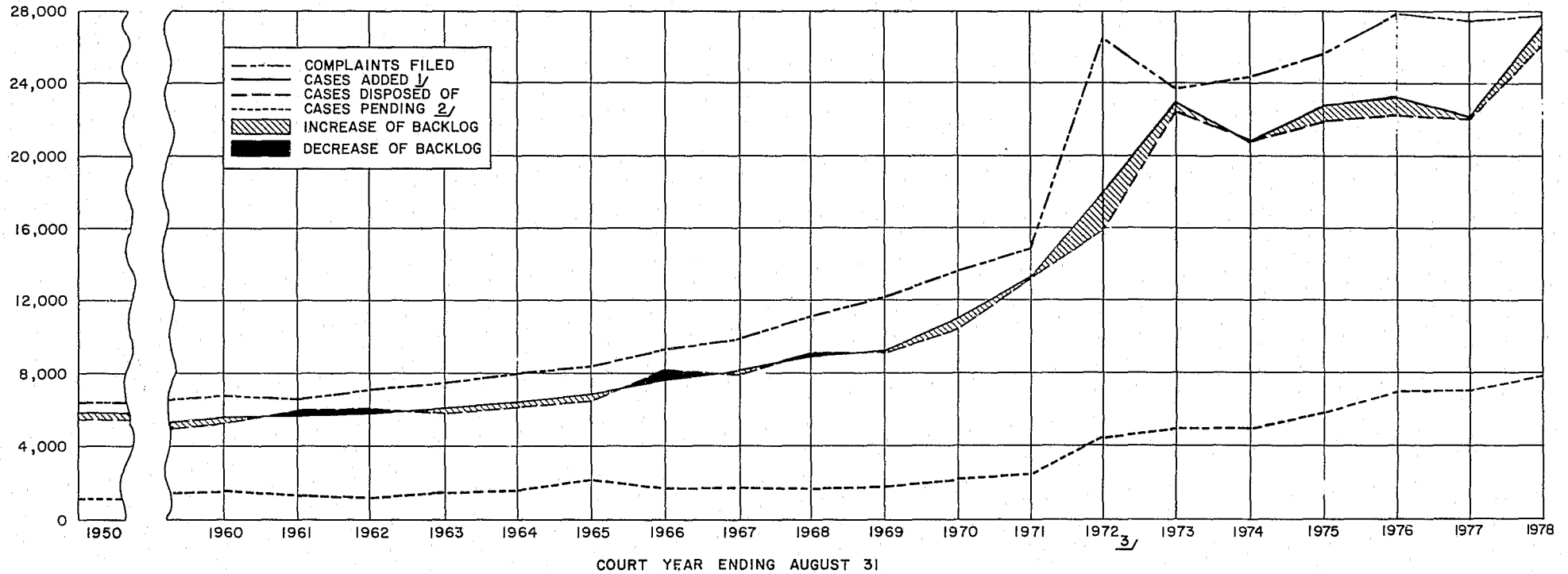
SUPERIOR COURT - CHANCERY DIVISION  
September 1, 1977 to August 31, 1978  
MATRIMONIAL COMPLAINTS FILED

	Atlantic	Bergen	Burlington	Camden	Cape May	Cumberland	Essex	Gloucester	Hudson	Hunterdon	Mercer	Middlesex	Monmouth	Morris	Ocean	Passaic	Salem	Somerset	Sussex	Union	Warren	Total
Divorce	786	2,586	1,294	1,574	299	606	2,459	705	1,788	300	1,298	2,145	1,793	1,342	1,297	1,566	243	769	411	1,744	354	25,359
Maintenance	43	77	59	95	10	25	67	63	33	2	27	50	65	51	39	27	13	21	7	40	2	816
Nullity	13	38	17	14	5	9	40	6	38	3	13	45	23	19	25	29	4	13	9	26	6	395
Adoption	18	0	40	39	8	22	30	21	33	8	7	65	35	32	21	10	6	4	13	27	10	449
Custody	29	30	20	25	14	15	18	33	23	9	19	22	36	24	14	22	3	24	8	16	11	415
Mat. Injunction	1	4	3	2	0	1	6	3	1	0	1	5	2	2	1	1	0	0	1	2	0	36
Miscellaneous	11	35	12	11	3	3	7	8	11	3	9	10	22	14	8	10	2	3	4	10	3	199
<b>TOTAL</b>	<b>901</b>	<b>2,770</b>	<b>1,445</b>	<b>1,760</b>	<b>339</b>	<b>681</b>	<b>2,627</b>	<b>839</b>	<b>1,927</b>	<b>325</b>	<b>1,374</b>	<b>2,342</b>	<b>1,976</b>	<b>1,484</b>	<b>1,405</b>	<b>1,665</b>	<b>271</b>	<b>834</b>	<b>453</b>	<b>1,865</b>	<b>386</b>	<b>27,669</b>
<b>MATRIMONIAL DISMISSALS</b>																						
Divorce	35	262	76	179	9	70	284	39	366	32	159	229	102	167	179	133	17	103	32	142	35	2,650
Maintenance	6	15	5	15	2	18	12	8	17	0	6	16	12	13	13	8	4	2	1	8	0	181
Nullity	1	7	0	2	1	1	5	0	14	0	5	9	6	3	6	3	4	1	2	3	0	73
Adoption	0	0	0	0	0	0	0	0	0	0	0	0	0	0	0	0	0	0	0	0	0	0
Custody	2	7	3	2	2	4	4	3	20	1	6	9	1	7	4	2	0	4	1	1	0	83
Mat. Injunction	0	2	1	1	0	2	0	0	2	0	1	3	0	1	2	1	0	1	0	1	0	18
Miscellaneous	1	9	4	1	0	5	5	3	11	3	5	9	3	6	4	0	0	7	0	3	0	79
<b>TOTAL</b>	<b>45</b>	<b>302</b>	<b>89</b>	<b>200</b>	<b>14</b>	<b>100</b>	<b>310</b>	<b>53</b>	<b>430</b>	<b>36</b>	<b>182</b>	<b>275</b>	<b>124</b>	<b>197</b>	<b>208</b>	<b>147</b>	<b>25</b>	<b>118</b>	<b>36</b>	<b>158</b>	<b>35</b>	<b>3,084</b>
<b>MATRIMONIAL JUDGMENTS</b>																						
Divorce	730	2,321	1,194	1,467	287	517	2,339	663	1,788	292	1,304	2,015	1,688	1,461	1,331	1,491	195	705	413	1,746	385	24,332
Maintenance	1	4	1	1	1	1	3	2	4	0	0	2	2	2	0	0	0	1	1	9	0	35
Nullity	16	49	15	6	5	10	38	9	38	6	26	51	30	12	27	28	3	12	11	21	7	420
Adoption	17	0	26	33	7	15	34	21	24	6	14	53	30	32	21	10	6	1	7	25	8	384
Custody	2	2	2	5	1	1	3	5	4	2	3	5	8	7	4	3	2	0	3	6	1	69
Mat. Injunction	1	3	1	1	0	0	0	0	0	0	0	0	0	0	0	0	0	0	1	1	0	8
Miscellaneous	0	5	2	2	2	0	4	2	6	0	2	2	5	2	2	0	0	0	0	2	0	32
<b>TOTAL</b>	<b>767</b>	<b>2,384</b>	<b>1,241</b>	<b>1,515</b>	<b>303</b>	<b>544</b>	<b>2,421</b>	<b>702</b>	<b>1,858</b>	<b>306</b>	<b>1,349</b>	<b>2,128</b>	<b>1,757</b>	<b>1,516</b>	<b>1,385</b>	<b>1,532</b>	<b>206</b>	<b>719</b>	<b>436</b>	<b>1,810</b>	<b>401</b>	<b>25,280</b>

Source: Clerk of the Superior Court

# SUPERIOR COURT-MATRIMONIAL

COURT YEARS ENDING AUGUST 31  
1960 TO DATE COMPARED WITH 1950



1 MATRIMONIAL CASES ARE ADDED TO THE CALENDAR WHEN NOTICE OF APPROVAL FOR TRIAL UNDER R.4:79-2 HAS BEEN RECEIVED, R.4:36-2.

2 AS REPORTED IN ANNUAL REPORTS FOR EACH COURT YEAR. NOT CHANGED FOR "RECOUNTS" AS A RESULT OF PHYSICAL INVENTORIES IN THE COUNTIES.

3 THE SHARP INCREASE IN THE MATRIMONIAL CASE LOAD IN 1972 IS LARGELY ATTRIBUTABLE TO THE ENACTMENT OF NEW DIVORCE LAWS EFFECTIVE SEPTEMBER 13, 1971.

SUPERIOR COURT

MATRIMONIAL

DISPOSITION OF CASES BY COUNTY

September 1, 1977 to August 31, 1978

County	Complaints Filed	Total Cases On Calendar* at Beginning of Period**	Cases Added to Calendar*	Cases Disposed of	Total Cases on Calendar* at End of Period
Atlantic	901	319	629	758	190
Bergen	2,770	907	2,838	2,591	1,154
Burlington	1,445	390	1,380	1,272	498
Camden	1,760	602	1,684	1,569	717
Cape May	339	87	286	249	124
Cumberland	681	85	586	563	108
Essex	2,627	544	2,742	2,517	769
Gloucester	839	129	787	758	158
Hudson	1,927	308	1,907	1,853	362
Hunterdon	325	93	335	287	141
Mercer	1,374	357	1,615	1,483	489
Middlesex	2,342	483	2,259	2,261	481
Monmouth	1,976	474	1,962	1,786	650
Morris	1,484	585	1,553	1,665	473
Ocean	1,405	268	1,383	1,423	228
Passaic	1,665	323	1,633	1,564	392
Salem	271	46	163	137	72
Somerset	834	166	830	751	245
Sussex	453	116	422	461	77
Union	1,865	612	1,981	2,135	458
Warren	386	67	396	400	63
TOTAL	27,669	** 6,961	27,371	26,483	7,849
TOTAL 1*** YEAR AGO	27,449	6,948	22,170	22,098	*** 7,020

\* Cases added to the calendar are those on which notices of approval for trial under R. 4:79-2 have been received, R. 4:36-2.

\*\* Data differs from cases pending August 31, 1977 as reported in 1976-77 Annual Report, because of transfers among counties and recounts by the counties from their periodic physical inventories and the discovery of other reporting errors by the counties during the course of the year.

\*\*\* As reported in the 1976-77 Annual Report. Subsequent recounts amounted to -59 cases pending as of 8/31/77.

SOURCE: Monthly Reports of the Judges.



SUPERIOR COURT  
MATRIMONIAL  
MANNER OF DISPOSITION 1/  
September 1, 1977 to August 31, 1978

COUNTY	In Court <u>2/</u>		Settled Out of Court		Dismissed or Discontinued Out of Court		To General Equity Law Division, etc.		Total Disposed of		
	Contested	Uncontested	Contested	Uncontested	Contested	Uncontested	Contested	Uncontested	Contested	Uncontested	Total
Atlantic	242	516	0	0	0	0	0	0	242	516	758
Bergen	1,185	1,368	0	0	22	15	1	0	1,208	1,383	2,591
Burlington	403	847	2	2	11	7	0	0	416	856	1,272
Camden	515	1,023	0	0	16	15	0	0	531	1,038	1,569
Cape May	42	207	0	0	0	0	0	0	42	207	249
Cumberland	199	357	0	0	3	4	0	0	202	361	563
Essex	795	1,711	0	0	2	9	0	0	797	1,720	2,517
Gloucester	252	485	0	0	9	12	0	0	261	497	758
Hudson	555	1,275	0	0	11	12	0	0	566	1,287	1,853
Hunterdon	115	166	0	0	2	4	0	0	117	170	287
Mercer	338	1,102	0	0	11	32	0	0	349	1,134	1,483
Middlesex	992	1,179	2	1	54	33	0	0	1,048	1,213	2,261
Monmouth	721	966	0	0	36	63	0	0	757	1,029	1,786
Morris	486	1,176	0	0	2	1	0	0	488	1,177	1,665
Ocean	635	769	0	1	9	9	0	0	644	779	1,423
Passaic	358	1,177	1	1	13	12	0	2	372	1,192	1,564
Salem	48	89	0	0	0	0	0	0	48	89	137
Somerset	75	667	0	0	2	7	0	0	77	674	751
Sussex	250	211	0	0	0	0	0	0	250	211	461
Union	1,049	1,066	8	7	2	3	0	0	1,059	1,076	2,135
Warren	94	306	0	0	0	0	0	0	94	306	400
TOTAL	9,349	16,663	13	12	205	238	1	2	9,568	16,915	26,483
TOTAL 1 YEAR AGO	8,431	13,330	18	4	163	152	0	0	8,612	13,486	22,098

1/ From contested or uncontested calendars.

2/ Disposed of in court by trial, settlement and dismissal, discontinuances, etc. in presence of judge.

SOURCE: Monthly Reports of the Judges.

SUPERIOR COURT  
MATRIMONIAL  
STATUS OF PENDING CASES BY COUNTY  
(AGES FROM DATE OF COMPLAINT)

As of August 31, 1978

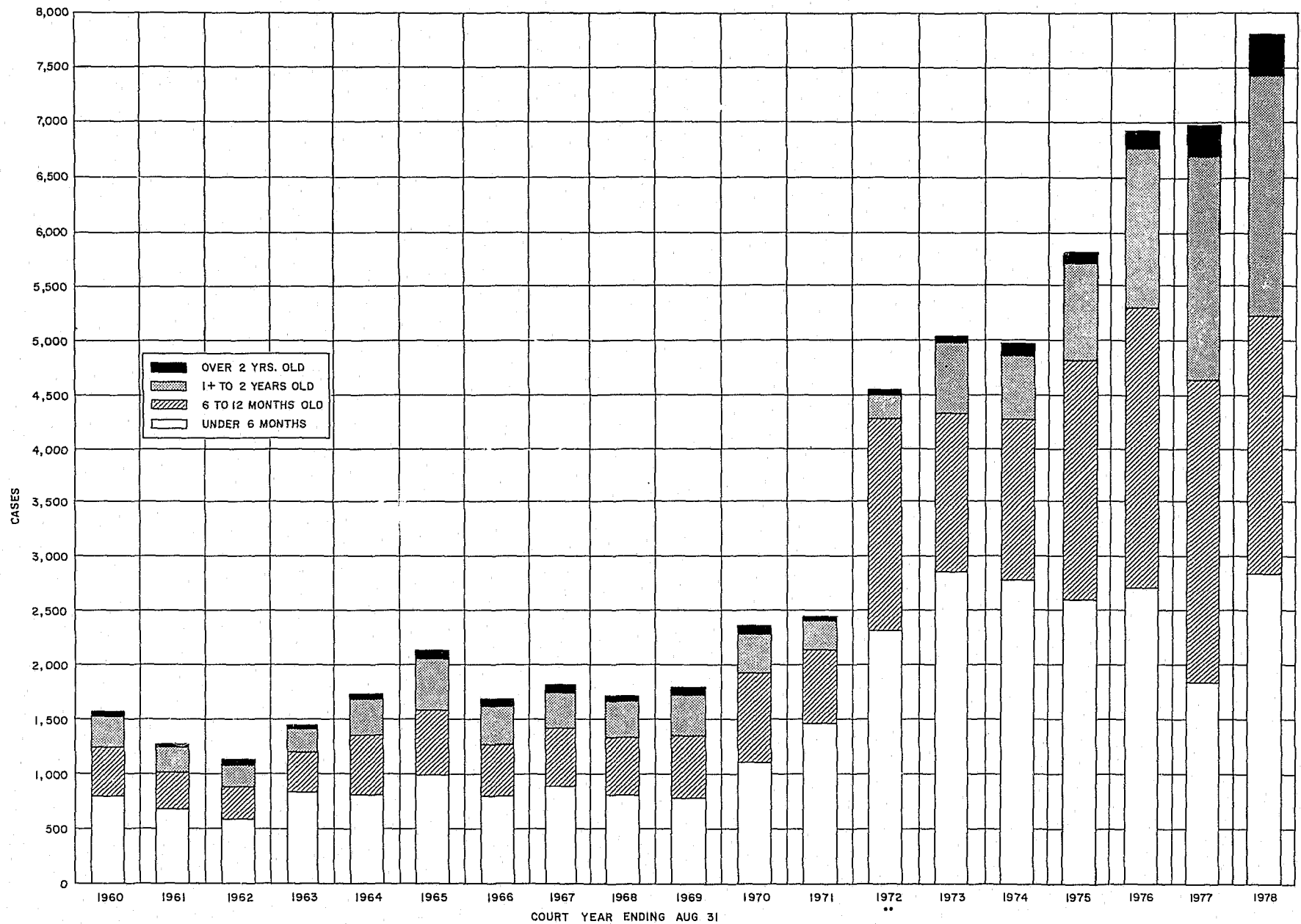
County	Cases on Calendar August 31, 1978					Under 6 Months		6 to 12 Months		1+ to 1½ Years		1½+ to 2 Years		2+ to 3 Years		Over 3 Years		No. Over 1 Year	% Over 1 Year
	Contested	Uncontested	Active	Inactive*	Total	Active	Inactive*	Active	Inactive*	Active	Inactive*	Active	Inactive*	Active	Inactive*	Active	Inactive*	Active	Active
Atlantic	106	84	190	0	190	93	0	87	0	10	0	0	0	0	0	0	0	10	5%
Bergen	958	196	1,151	3	1,154	260	0	275	0	317	0	192	0	87	1	20	2	616	54%
Burlington	335	163	498	0	498	148	0	157	0	135	0	31	0	10	0	17	0	193	39%
Camden	290	427	717	0	717	345	0	154	0	85	0	47	0	53	0	33	0	218	30%
Cape May	82	42	124	0	124	67	0	53	0	4	0	0	0	0	0	0	0	4	3%
Cumberland	85	23	108	0	108	80	0	28	0	0	0	0	0	0	0	0	0	0	0%
Essex	539	230	758	11	769	241	0	191	2	167	2	127	2	28	5	4	0	326	43%
Gloucester	85	73	155	3	158	77	0	47	0	18	0	7	0	6	2	0	1	31	20%
Hudson	116	246	362	0	362	175	0	157	0	22	0	8	0	0	0	0	0	30	8%
Hunterdon	111	30	141	0	141	22	0	44	0	41	0	21	0	11	0	2	0	75	53%
Mercer	332	157	470	19	489	133	6	115	6	118	4	75	2	29	0	0	1	222	47%
Middlesex	333	148	481	0	481	133	0	149	0	121	0	55	0	20	0	3	0	199	41%
Monmouth	403	247	650	0	650	207	0	306	0	74	0	48	0	10	0	5	0	137	21%
Morris	219	254	472	1	473	160	0	154	1	110	0	29	0	13	0	6	0	158	33%
Ocean	145	83	224	4	228	150	1	50	3	19	0	5	0	0	0	0	0	24	11%
Passaic	227	165	392	0	392	104	0	136	0	125	0	21	0	6	0	0	0	152	39%
Salem	54	18	72	0	72	53	0	17	0	2	0	0	0	0	0	0	0	2	3%
Somerset	171	74	245	0	245	123	0	88	0	27	0	5	0	2	0	0	0	34	14%
Sussex	58	19	77	0	77	35	0	32	0	8	0	0	0	2	0	0	0	10	13%
Union	222	236	456	2	458	230	0	140	0	58	0	17	1	8	1	3	0	86	19%
Warren	29	34	63	0	63	40	0	10	0	8	0	3	0	1	0	1	0	13	21%
TOTAL	4,900	2,949	7,806	43	7,849	2,876	7	2,390	12	1,469	6	691	5	286	9	94	4	2,540	33%
TOTAL 1** YEAR AGO	4,500	2,520	6,986	34	**7,020	1,842	1	2,799	6	1,473	8	586	9	232	9	54	1	2,345	34%

\* Inactive cases are those which cannot be tried for reasons beyond the control of the Court and attorneys, such as Military List, enjoined proceedings, confinement of parties to hospital or institution, etc.

\*\* As reported in the 1976-77 Annual Report. Subsequent recounts amounted to -59 cases pending as of 8/31/77.

SOURCE: Monthly Reports of the Judges.

SUPERIOR COURT-MATRIMONIAL  
\*AGES OF ACTIVE CASES PENDING, AUGUST 31, 1960 TO 1978



NOTE: DATA ON AGES IN PRIOR YEARS NOT COMPARABLE.

\* AS REPORTED IN ANNUAL REPORTS FOR EACH COURT YEAR. NOT CHANGED FOR "RECOUNTS" AS A RESULT OF PHYSICAL INVENTORIES IN THE COUNTIES.

\*\* THE SHARP INCREASE IN CASES PENDING BEGINNING IN 1972 IS LARGELY ATTRIBUTABLE TO THE ENACTMENT OF NEW DIVORCE LAWS EFFECTIVE SEPTEMBER 13, 1971.

JUDGES OF THE SUPERIOR COURT, LAW DIVISION

AND

JUDGES OF THE COUNTY COURTS

ATLANTIC COUNTY

Superior Court

George B. Francis - Assignment Judge

Robert H. Steedle

R. Cooper Brown (*retired and temporarily assigned  
on recall until 7/12/78*)

County Court

L. Anthony Gibson (*effective 10/21/77*)

Manuel H. Greenberg

Robert Neustadter

Gerald Weinstein (*effective 5/31/78*)

Joseph Narrow (*retired and temporarily assigned  
on recall*)

BERGEN COUNTY

Superior Court

Theodore W. Trautwein - Assignment Judge

Guy W. Calissi (*temporarily assigned to Superior Court,  
Law Division, Hudson County, until  
10/14/77*)

Thomas F. Dalton

Thomas L. Franklin (*effective 9/28/77; until 10/17/77  
when assigned to Hudson County*)

Fred C. Galda

Morris Malech

James J. Petrella (*temporarily assigned to Appellate  
Division, 2/14/78 to 4/19/78*)

Alfred D. Schiaffo

James I. Toscano

Judges of the Superior Court, Law Division,  
& County Courts, continued - Bergen County

COUNTY COURT

William J. Arnold

John J. Cariddi

Charles R. DiGisi

Thomas L. Franklin (until 9/27/77)

Benedict E. Lucchi (*temporarily assigned to Chancery  
Division, Matrimonial, Bergen  
County until 2/13/78*)

James F. Madden

John T. Mooney (retired 3/31/78)

William R. Morrison (retired 9/1/78)

Harvey Smith (*temporarily assigned to Chancery  
Division, Matrimonial, Bergen County  
effective 2/14/78*)

Edward J. Van Tassel

BURLINGTON COUNTY

Superior Court

Samuel D. Lenox, Jr. - Assignment Judge

Herman Belopolsky (effective 10/5/77)

Martin L. Haines (effective 3/23/78)

J. Gilbert VanSciver, Jr.

Judges of the Superior Court, Law Division,  
& County Courts, continued - Burlington County

County Court

Herman Belopolsky (until 10/4/77)

Dominick J. Ferrelli (*temporarily assigned to Chancery  
Division, Matrimonial, Burlington  
County*)

Paul R. Kramer

Anthony P. Tunney, Jr. (effective 3/1/78)

Harold B. Wells III

CAMDEN COUNTY

Superior Court

Charles A. Rizzi - Assignment Judge

A. Donald Bigley (effective 6/12/78)

Peter J. Coruzzi (effective 9/21/77)

I. V. DiMartino (effective 6/12/78)

Louis L. Goldman (retired 10/29/77)

William E. Peel

Leon A. Wingate, Jr. (effective 12/5/77)

Louis L. Goldman (*retired and temporarily assigned  
on recall effective 5/15/78*)

Robert Burk Johnson (*retired and temporarily assigned  
on recall until 2/22/78*)

Judges of the Superior Court, Law Division,  
& County Courts, continued - Camden County

COUNTY COURT

A. Donald Bigley (until 6/11/78)  
Peter J. Coruzzi (until 9/20/77)  
Neil F. Deighan (effective 10/21/77)  
I. V. DiMartino (until 6/11/78)  
Warren C. Douglas  
David G. Eynon (effective 1/13/78)  
Edward F. Menetti (effective 6/13/78)  
Rudolph J. Rossetti (effective 9/21/77)  
Mary Ellen Talbott  
H. Hurlburt Tomlin (effective 8/31/78)  
Barry M. Weinberg (effective 9/20/77)  
Leon A. Wingate, Jr. (until 12/4/77)

CAPE MAY COUNTY

Superior Court

George B. Francis - Assignment Judge  
R. Cooper Brown (*retired and temporarily assigned  
on recall until 7/12/78*)

County Court

James A. O'Neill  
Nathan C. Staller

Judges of the Superior Court, Law Division,  
& County Courts, continued

CUMBERLAND COUNTY

Superior Court

George B. Francis - Assignment Judge

R. Cooper Brown (*retired and temporarily assigned  
on recall until 7/12/78*)

County Court

Steven Z. Kleiner

Edward S. Miller

Paul R. Porreca

Frank J. Testa (*temporarily assigned to Superior  
Court, Chancery Division, Matrimonial,  
Atlantic, Cape May, Cumberland and  
Salem Counties*)

ESSEX COUNTY

Superior Court

Arthur J. Blake - Assignment Judge

Stanley G. Bedford

William J. Camarata (*retired 8/4/78*)

F. Michael Caruso

Van Y. Clinton

Julius A. Feinberg

Ralph L. Fusco (*retired 6/1/78*)

David Landau (*effective 9/6/77*)

Harry A. Margolis

John A. Marzulli

James T. Owens

Nicholas Scalera

Murray G. Simon

Peter W. Thomas



Judges of the Superior Court, Law Division,  
& County Courts, continued - Essex County

County Court

Thomas R. Farley (effective 3/20/78)

William F. Harth

Harry Hazelwood, Jr.

Marilyn Loftus

Felix A. Martino

Alexander J. Matturri

Edward F. Neagle, Jr.

Michael J. O'Neil

Leonard D. Ronco (effective 4/20/78)

June Strelecki

Paul B. Thompson

William H. Walls

Joseph F. Walsh

Leo Yanoff

GLOUCESTER COUNTY

Superior Court

Charles A. Rizzi - Assignment Judge

County Court

Ernest L. Alvino

Samuel H. Bullock (effective 4/21/78)

Paul F. Cunard

Judges of the Superior Court, Law Division,  
& County Courts, continued - Gloucester County

Gloucester County Court, continued

Samuel G. DeSimone (temporarily assigned to Superior  
Court, Chancery Division, Matrimonial;  
and to Superior Court, Chancery  
Division, General Equity, effective  
5/8/78)

Robert E. Francis (effective 4/21/78)

Milton L. Silver

HUDSON COUNTY

Superior Court

Thomas S. O'Brien - Assignment Judge

Lawrence Bilder (temporarily assigned to Appellate  
Division 12/27/77-6/16/78)

Guy W. Calissi (temporarily assigned from Bergen  
County until 10/13/77)

Thomas L. Franklin (assigned from Bergen County 10/17/77)

Geoffrey Gaulkin (temporarily assigned to Appellate  
Division until 10/13/77; and 5/22/78-  
6/13/78)

John J. Geronimo

Joseph P. Hanrahan

August W. Heckman (retired 5/24/78)

Robert E. Tarleton

Joseph M. Thuring

Maurice A. Walsh, Jr.

Judges of the Superior Court, Law Division,  
& County Court, continued - Hudson County

County Court

Richard F. Connors

James H. Dowden

John J. Grossi, Jr.

Edward F. Hamill

Charles J. Harrington, Jr.

Raymond W. Young

HUNTERDON COUNTY

Superior Court

George Y. Schoch - Assignment Judge

County Court

Thomas J. Beetel (until 3/31/78)

William M. D'Annunzio (effective 8/7/78)

A. Warren Herrigel (*temporarily assigned to Superior  
Court, Chancery Division,  
Matrimonial*)

MERCER COUNTY

Superior Court

George Y. Schoch - Assignment Judge

A. Jerome Moore

Judges of the Superior Court, Law Division,  
& County Courts - Mercer County, continued

County Court

Richard J. S. Barlow, Jr.

Clifton C. Bennett (retired 11/1/77)

Hervey S. Moore, Jr.

J. Wilson Noden

Daniel A. O'Donnell

Theodore T. Tams, Jr. (temporarily assigned to  
Superior Court, Chancery  
Division, Matrimonial)

MIDDLESEX COUNTY

Superior Court

John C. Demos - Assignment Judge

Theodore Appleby

John E. Bachman

Herman L. Breitkopf

Charles M. Morris, Jr.

C. John Stroumtsos

County Court

Joseph F. Bradshaw

Richard S. Cohen

J. Norris Harding

John P. Kozak (effective 12/2/77)

Robert A. Longhi

Alan A. Rockoff

Judges of the Superior Court, Law Division,  
& County Courts, continued

MONMOUTH COUNTY

Superior Court

Merritt Lane, Jr. - Assignment Judge

Louis R. Aikins

John P. Arnone

Donald J. Cunningham (effective 6/30/78)

Cuddie E. Davidson, Jr. (temporarily assigned from  
Union County 3/13/78-9/10/78)

Patrick J. McGann, Jr.

Andrew A. Salvest (deceased 9/28/77)

Marshall Selikoff

Thomas F. Shebell, Jr. (effective 6/30/78)

County Court

Julia L. Ashbey (effective 6/30/78)

Donald J. Cunningham (until 6/29/78)

Burton L. Funder

Thomas F. Shebell, Jr. (until 6/29/78)

William T. Wichmann

MORRIS COUNTY

Superior Court

Robert Muir, Jr. - Assignment Judge

William T. McElroy (effective 8/30/78)

Robert C. Shelton, Jr. (assigned from Sussex County  
9/26/77)

Judges of the Superior Court, Law Division,  
& County Courts, continued - Morris County

County Court

Charles M. Egan, Jr.

Jacques H. Gascoyne

George P. Helfrich

Kenneth C. MacKenzie

Reginald Stanton

Arnold M. Stein

OCEAN COUNTY

Superior Court

Samuel D. Lenox, Jr. - Assignment Judge

William H. Huber

William E. O'Connor, Jr. (retired 9/1/78)

County Court

Mark Addison

Robert H. Doherty, Jr.

James M. Havey (temporarily assigned to Superior  
Court, Chancery Division, Matrimonial,  
effective 11/30/77)

Harold Kaplan (temporarily assigned to Superior Court,  
Chancery Division, Matrimonial, until  
11/29/77)

Harold C. White (effective 11/29/77)

Henry H. Wiley (temporarily assigned to Superior Court,  
Chancery Division, General Equity)

Judges of the Superior Court, Law Division,  
& County Courts, continued -

PASSAIC COUNTY

Superior Court

Charles S. Joelson - Assignment Judge

Joseph N. Donatelli

Ralph V. Martin

Irving I. Rubin

Thomas R. Rumana

Joseph J. Salerno

Louis Schwartz

Samuel Doan (*retired and temporarily assigned  
on recall*)

Theodore D. Rosenberg (*retired and temporarily assigned  
on recall until 9/13/77*)

County Court

Joseph M. Harrison

Bruno L. Leopizzi

William J. Marchese

Harold M. Nitto (*temporarily assigned to Superior  
Court, Chancery Division, Matrimonial*)

Amos C. Saunders

Herbert Susser

SALEM COUNTY

Superior Court

George B. Francis - Assignment Judge

R. Cooper Brown (*retired and temporarily assigned  
on recall until 7/12/78*)

Judges of the Superior Court, Law Division,  
& County Courts, continued - Salem County

County Court

George Farrell III (effective 1/20/78)

Norman Telsey

SOMERSET COUNTY

Superior Court

George Y. Schoch - Assignment Judge

Wilfred P. Diana

Arthur S. Meredith

County Court

Robert E. Gaynor

Michael R. Imbriani (*temporarily assigned to Superior  
Court, Chancery Division,  
Matrimonial*)

B. Thomas Leahy

David G. Lucas

SUSSEX COUNTY

Superior Court

Robert Muir, Jr. - Assignment Judge

Robert C. Shelton, Jr. (until 9/26/77 when assigned  
to Morris County)

County Court

James E. Quinn

Frederic G. Weber (*temporarily assigned to Superior  
Court, Chancery Division,  
Matrimonial*)



Judges of the Superior Court, Law Division,  
& County Courts, continued

UNION COUNTY

Superior Court

V. William DiBuono - Assignment Judge

Cuddie E. Davidson, Jr. (temporarily assigned to Superior  
Court, Law Division, Monmouth  
County)

Bryant W. Griffin

Virginia Long (effective 2/23/78)

Edward W. McGrath

A. Donald McKenzie

Harry V. Osborne, Jr.

Jacob L. Triarsi

Chester A. Weidenburner

Milton A. Feller (retired and temporarily assigned  
on recall)

County Court

Joseph G. Barbieri

Warren Brody (effective 10/3/77)

James H. Coleman, Jr.

William A. Dreier (temporarily assigned to Superior  
Court, Chancery Division,  
Matrimonial)

Richard P. Muscatello

John P. Walsh

W. Fillmore Wood (retired 10/1/77)

Judges of the Superior Court, Law Division,  
& County Courts

WARREN COUNTY

Superior Court

Robert Muir, Jr. - Assignment Judge

County Court

Paul Aaroe (*temporarily assigned to Superior Court,  
Chancery Division, Matrimonial*)

Martin Bry-Nildsen (until 3/31/78; reappointed  
effective 4/18/78)

PROCEEDINGS IN THE SUPERIOR AND COUNTY COURTS

CIVIL

FROM SEPTEMBER 1, 1977 TO AUGUST 31, 1978

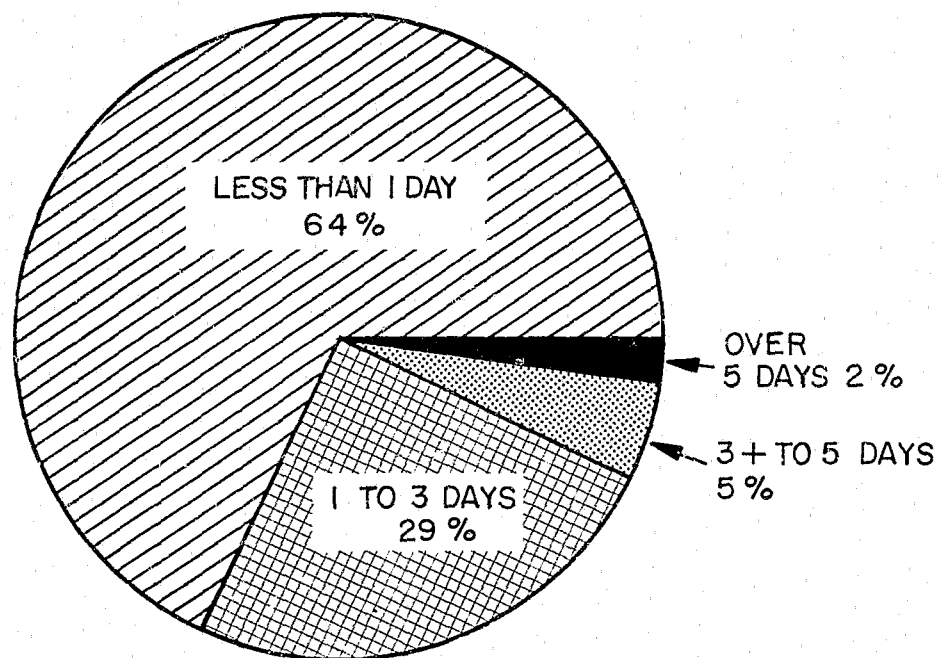
COUNTY	TRIALS CONCLUDED			DURATION OF TRIALS CONCLUDED				MOTIONS				SETTLEMENTS WITH AID OF COURT		BENCH HOURS	SETLMNT CONFRNC HOURS	TOTAL	TOTAL 1 YEAR AGO
	TOTAL	NON-JURY	JURY	< 1 DAY	1-3 DAYS	3-5 DAYS	> 5 DAYS	CON-TESTED	UNCON-TESTED	PRE-TRIAL	CON-TEMPT	BEFORE TRIAL	DURING TRIAL				
ATLANTIC	102	57	45	78	19	4	1	672	1,025	48	2	534	39	1,297.8	708.6	2,006.4	1,392.6
BERGEN	931	678	253	652	224	39	16	4,149	5,814	206	3	798	124	6,716.9	1,278.8	7,995.7	9,695.6
BURLINGTON	169	91	78	116	42	7	4	941	841	39	4	421	41	1,573.5	518.1	2,091.6	1,835.0
CAMDEN	212	93	119	96	80	23	13	1,882	3,652	24	13	550	32	3,296.9	1,033.2	4,330.1	3,948.3
CAPE MAY	17	8	9	8	2	5	2	203	182	4	2	21	11	427.9	77.6	505.5	474.0
CUMBERLAND	70	51	19	58	7	4	1	366	1,449	31	0	119	19	813.4	271.9	1,085.3	1,076.0
ESSEX	942	612	330	679	209	34	20	5,071	4,593	113	0	1,201	134	8,548.3	1,400.7	9,949.0	9,211.2
GLOUCESTER	52	22	30	26	21	5	0	246	728	10	4	47	10	646.3	188.4	834.7	749.3
HUDSON	415	152	263	208	152	32	23	1,967	4,520	40	0	1,685	129	5,388.7	1,932.4	7,321.1	6,076.9
HUNTERDON	40	17	23	28	7	3	2	206	59	20	9	53	9	548.6	57.5	606.1	656.9
MERCER	116	55	61	82	31	3	0	716	1,810	14	6	197	26	1,066.1	317.3	1,383.4	1,930.8
MIDDLESEX	649	240	409	372	225	33	19	3,074	4,808	381	0	1,348	106	6,254.4	3,157.0	9,411.4	9,106.8
MONMOUTH	378	202	176	253	104	10	1	2,835	2,022	165	6	424	76	2,857.6	1,062.3	3,919.9	4,343.2
MORRIS	371	206	165	220	95	40	16	1,607	1,051	77	0	289	99	4,130.4	725.3	4,855.7	3,904.3
OCEAN	155	79	76	105	43	2	5	915	2,722	31	0	748	40	1,867.6	685.7	2,553.3	1,763.2
PASSAIC	279	118	161	148	109	11	11	1,706	2,372	66	2	653	98	4,074.4	945.2	5,019.6	3,770.2
SALEM	12	11	1	9	3	0	0	66	165	2	0	6	3	122.0	16.2	138.2	112.4
SOMERSET	197	86	111	117	62	14	4	517	519	50	3	271	23	2,029.3	391.6	2,420.9	1,721.3
SUSSEX	48	26	22	24	24	0	0	212	74	23	0	44	15	469.9	96.4	566.3	641.5
UNION	546	239	307	336	183	22	5	2,197	2,873	111	1	685	112	5,512.0	1,156.6	6,668.6	6,525.7
WARREN	42	24	18	29	11	2	0	80	58	8	0	19	5	308.7	48.8	357.5	480.5

STATE	5,743	3,067	2,676	3,654	1,653	293	143	29,628	41,337	1,463	55	10,113	1,151	57,950.7	16,069.6	74,020.3	---
TOTAL 1 YEAR AGO	5,827	3,198	2,629	3,817	1,625	274	111	25,613	33,618	1,460	84	8,103	1,098	54,970.8	14,444.9	---	69,415.7

Source: Weekly Reports of the Judges.

LAW DIVISION OF THE SUPERIOR AND COUNTY COURTS  
DURATION OF CIVIL TRIALS CONCLUDED  
SEPTEMBER 1, 1977 TO AUGUST 31, 1978

COUNTY	TOTAL CIVIL TRIALS	DURATION OF TRIALS CONCLUDED			
		LESS THAN 1 DAY	1 TO 3 DAYS	3+ TO 5 DAYS	OVER 5 DAYS
ATLANTIC	102	76%	19%	4%	1%
BERGEN	931	70%	24%	4%	2%
BURLINGTON	169	69%	25%	4%	2%
CAMDEN	212	45%	38%	11%	6%
CAPE MAY	17	47%	12%	29%	12%
CUMBERLAND	70	83%	10%	6%	1%
ESSEX	942	72%	22%	4%	2%
GLOUCESTER	52	50%	40%	10%	0%
HUDSON	415	50%	37%	8%	5%
HUNTERDON	40	70%	18%	7%	5%
MERCER	116	71%	27%	2%	0%
MIDDLESEX	649	57%	35%	5%	3%
MONMOUTH	378	69%	27%	3%	1%
MORRIS	371	59%	26%	11%	4%
OCEAN	155	68%	28%	1%	3%
PASSAIC	279	53%	39%	4%	4%
SALEM	12	75%	25%	0%	0%
SOMERSET	197	59%	32%	7%	2%
SUSSEX	48	50%	50%	0%	0%
UNION	546	62%	33%	4%	1%
WARREN	42	69%	26%	5%	0%
TOTAL	5,743	64%	29%	5%	2%
TOTAL 1 YEAR AGO	5,827	65%	28%	5%	2%



STATE TOTALS, 1977-78

SUPERIOR AND COUNTY COURTS  
MONEY JUDGMENTS  
September 1, 1977 to August 31, 1978

County	UP TO \$500. INC.		\$500.01 to \$1000.		\$1000.01 to \$2000.		\$2000.01 to \$3000.		\$3000.01 to \$4000.		\$4000.01 to \$5000.		\$5000.01 to \$10,000.		\$10,000.01 to \$20,000.		\$20,000.01 to \$50,000.		Over \$50,000.		Total	
	Auto Neg	Other	Auto Neg	Other	Auto Neg	Other	Auto Neg	Other	Auto Neg	Other	Auto Neg	Other	Auto Neg	Other	Auto Neg	Other	Auto Neg	Other	Auto Neg	Other	Auto Neg	Other
Atlantic	2	11	2	12	3	9	4	21	6	26	3	31	14	68	10	26	8	36	8	26	60	266
Bergen	7	68	5	89	18	130	20	104	26	183	36	185	70	355	45	256	22	229	17	199	266	1,798
Burlington	3	12	3	20	5	27	8	34	12	57	11	52	23	92	15	63	3	46	7	40	90	443
Camden	8	11	8	30	24	54	25	63	27	137	34	92	60	212	35	135	19	126	14	86	254	946
Cape May	0	10	1	6	2	10	2	7	2	18	3	8	3	28	3	14	2	14	1	8	19	123
Cumberland	3	15	0	15	1	15	2	11	3	17	5	23	8	43	4	15	6	24	2	19	34	197
Essex	18	79	10	67	21	97	20	114	39	181	41	211	88	409	68	252	44	220	30	193	379	1,823
Gloucester	0	4	1	8	3	13	3	14	4	34	6	26	18	36	11	18	9	13	4	22	59	188
Hudson	15	28	7	28	22	36	20	52	19	83	15	85	47	163	30	124	19	94	18	108	212	801
Hunterdon	4	4	1	6	1	13	1	10	1	13	0	12	6	29	4	21	2	12	1	17	21	137
Mercer	8	27	3	41	11	44	10	33	6	45	10	39	28	92	21	43	10	54	5	35	112	453
Middlesex	7	39	3	54	18	60	11	48	25	64	21	72	45	180	30	108	29	81	22	88	211	794
Monmouth	2	23	7	29	8	48	18	48	13	81	13	106	37	194	26	102	28	106	9	88	161	825
Morris	4	25	3	26	4	49	5	38	9	70	11	82	18	140	19	83	10	67	17	74	100	654
Ocean	9	22	7	41	11	60	6	37	9	74	13	59	23	120	9	67	14	83	6	52	107	615
Passaic	1	39	8	73	15	80	18	69	25	105	36	110	39	248	27	111	17	119	13	110	199	1,064
Salem	0	2	0	0	0	2	1	3	0	4	0	1	2	21	1	5	1	7	0	3	5	48
Somerset	3	24	0	17	3	39	1	21	5	38	2	27	17	90	6	41	5	40	2	52	44	389
Sussex	4	29	1	24	3	18	3	16	1	22	4	19	11	30	4	16	2	16	2	7	35	197
Union	7	70	6	47	10	55	13	53	20	73	18	86	43	169	29	93	15	98	20	99	181	843
Warren	0	5	0	6	3	7	0	8	0	7	2	9	2	16	5	10	3	7	0	5	15	80
TOTAL	105	547	76	639	186	866	191	804	252	1,332	284	1,335	602	2,735	402	1,603	268	1,492	198	1,331	2,564	12,684
TOTAL 1 YEAR AGO	33	730	43	650	126	934	120	886	127	1,564	141	1,511	294	3,240	(Over \$10,000 - Auto Neg. 544, Other 3,385)						1,428	12,900

Source: Superior and County Clerks' Offices.

LAW DIVISION OF THE SUPERIOR AND COUNTY COURTS  
CIVIL CASES FILED, ADDED TO CALENDAR, AND DISPOSED OF  
September 1, 1977 to August 31, 1978

COUNTY	Complaints Filed During This Period		Total Superior and County Court Cases On Calendar at Beginning of this Period			1/ New Cases Added To The Calendar During This Period				Cases Added By Transfers or Reinstatements		Total New Cases, Transfers and Reinstatements			Total Calendar of Cases for This Period			Total Cases Disposed of During This Period			Total Cases on Calendar at End of This Period								
	Superior Court	County Court				Superior Court		County Court													Superior Court		County Court		Total Cases Pending				
			Auto Neg.	Other	Total	Auto Neg.	Other	Auto Neg.	Other	Auto Neg.	Other	Auto Neg.	Other	Total	Auto Neg.	Other	Total	Auto Neg.	Other	Total	Auto Neg.	Other	Auto Neg.	Other	Auto Neg.	Other	Total		
ATLANTIC	1,369	61	435	654	1,089	296	541	20	34	2	5	318	580	898	753	1,234	1,987	360	496	856	384	700	9	38	393	738	1,131		
BERGEN	7,237	586	2,452	3,726	6,178	2,076	3,132	9	34	86	246	2,171	3,412	5,583	4,623	7,138	11,761	1,769	2,722	4,491	2,841	4,368	13	48	2,854	4,416	7,270		
BURLINGTON	1,604	24	639	843	1,482	437	539	1	9	8	27	446	575	1,021	1,085	1,418	2,503	545	620	1,165	540	787	0	11	540	798	1,338		
CAMDEN	3,921	44	2,222	2,424	4,646	1,092	1,216	8	13	86	143	1,186	1,372	2,558	3,408	3,796	7,204	1,234	1,262	2,496	2,158	2,496	16	38	2,174	2,534	4,708		
CAPE MAY	392	55	52	189	241	44	191	1	20	0	1	45	212	257	97	401	498	51	159	210	45	223	1	19	46	242	288		
CUMBERLAND	690	117	255	331	586	218	261	13	32	4	19	235	312	547	490	643	1,133	208	279	487	265	328	17	36	282	364	646		
ESSEX	7,819	106	3,737	4,985	8,722	2,326	3,055	25	37	94	198	2,445	3,290	5,735	6,182	8,275	14,457	2,366	3,079	5,445	3,682	4,977	134	219	3,816	5,196	9,012		
GLOUCESTER	998	25	646	608	1,254	306	314	6	10	11	19	323	343	666	969	951	1,920	273	250	523	688	672	8	29	696	701	1,397		
HUDSON	4,535	58	2,234	2,696	4,930	1,515	1,454	21	26	61	55	1,597	1,535	3,132	3,831	4,231	8,062	1,682	1,742	3,424	2,124	2,440	25	49	2,149	2,489	4,638		
HUNTERDON	358	13	84	206	290	57	175	1	12	1	4	59	191	250	143	397	540	83	170	253	59	215	1	12	60	227	287		
MERCER	1,843	7	936	1,251	2,187	616	758	2	5	6	8	624	771	1,395	1,560	2,022	3,582	536	655	1,191	1,022	1,355	2	12	1,024	1,367	2,391		
MIDDLESEX	5,749	36	3,013	2,736	5,749	2,376	2,112	7	13	6	13	2,319	2,138	4,527	5,402	4,874	10,276	2,099	1,870	3,969	3,286	2,980	17	24	3,303	3,004	6,307		
MONMOUTH	4,431	105	1,939	2,290	4,229	1,228	1,714	28	43	72	128	1,328	1,885	3,213	3,267	4,175	7,442	1,255	1,385	2,640	1,972	2,722	40	68	2,012	2,790	4,802		
MORRIS	2,477	98	587	1,056	1,643	569	1,061	10	19	43	104	622	1,184	1,806	1,209	2,240	3,449	609	1,156	1,765	591	1,066	9	18	600	1,084	1,684		
OCEAN	2,301	50	955	1,383	2,338	605	987	4	12	25	85	634	1,084	1,718	1,589	2,467	4,056	666	1,032	1,698	915	1,416	8	19	923	1,435	2,358		
PASSAIC	3,671	28	944	1,432	2,376	1,029	1,360	2	11	61	130	1,092	1,501	2,593	2,036	2,933	4,969	1,107	1,621	2,728	928	1,303	1	9	929	1,312	2,241		
SALEM	149	34	39	81	120	36	54	2	18	0	2	38	74	112	77	155	232	33	74	107	41	65	3	16	44	81	125		
SOMERSET	1,134	92	376	688	1,064	255	463	2	14	14	87	271	564	835	647	1,252	1,899	320	621	941	326	618	1	13	327	631	958		
SUSSEX	429	30	117	204	321	86	209	0	10	9	32	95	251	346	212	455	667	113	215	328	98	233	1	7	99	240	339		
UNION	3,839	31	1,475	1,920	3,395	1,223	1,469	6	16	71	77	1,300	1,562	2,862	2,775	3,482	6,257	1,272	1,520	2,792	1,496	1,946	7	16	1,503	1,962	3,465		
WARREN	292	16	63	192	255	55	114	2	8	0	0	57	122	179	120	314	434	55	103	158	64	202	1	9	65	211	276		
TOTAL	55,238	1,616	23,200	29,895	53,095	16,445	21,179	170	396	660	1,383	17,275	22,958	40,233	40,475	52,853	93,328	16,636	21,031	37,667	23,525	31,112	314	710	23,839	31,822	55,661		
TOTAL 1 YEAR AGO **	52,483	1,664	20,828	26,124	46,952	16,453	20,154	206	422	615	1,293	17,274	21,869	39,143	38,102	47,993	86,095	14,886	18,125	33,011	22,876	29,134	340	734	23,216	29,868	53,084		

1/ The calendar is the list of cases which have reached issue. A case is added to the calendar when the first answer is filed, R.4:36-2.

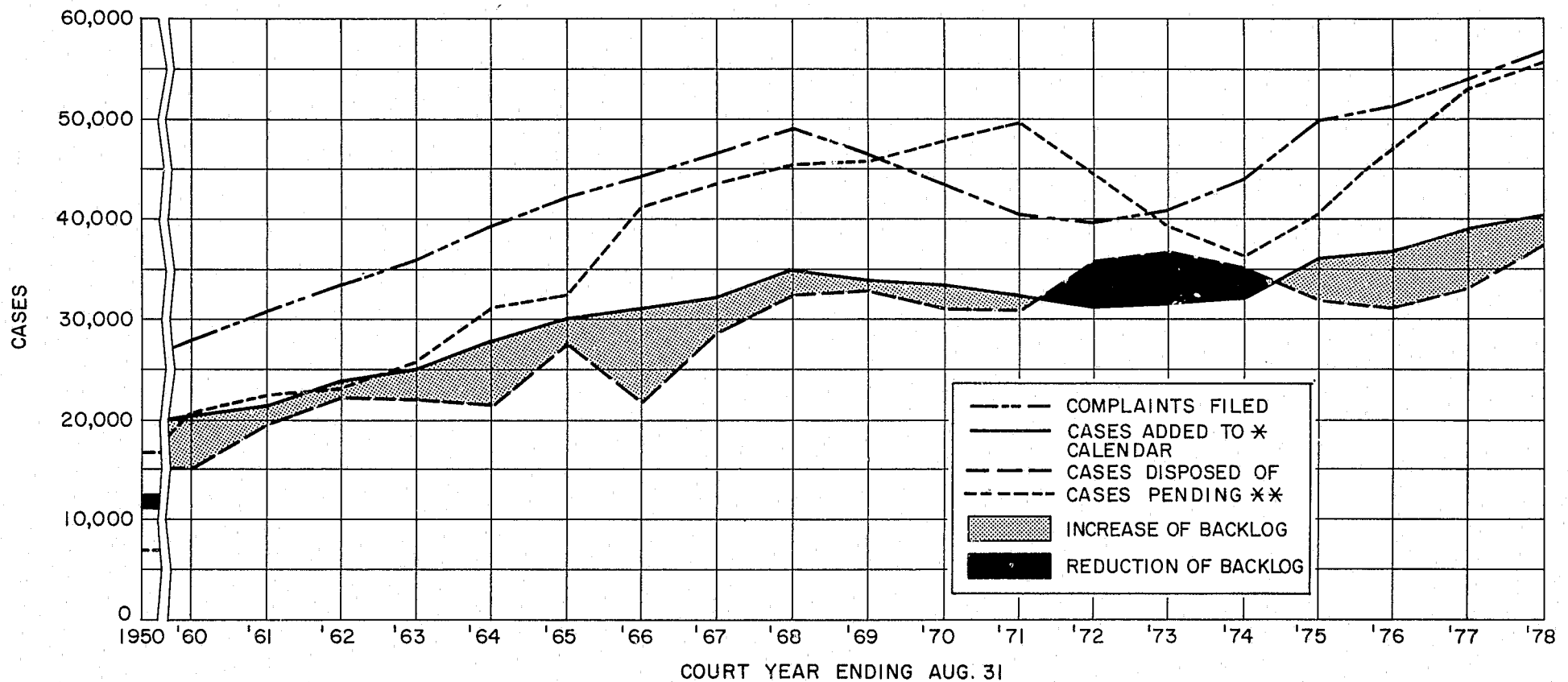
\* Data differs from cases pending August 31, 1977 as reported in the 1976-77 Annual Report, because of recounts by the counties resulting from their periodic inventories and the discovery of other reporting errors by the counties during the course of the year.

\*\* As reported in the 1976-77 Annual Report. Subsequent recounts amounted to +11 cases pending as of 8/31/77.

SOURCE: Monthly reports of the County Clerks and annual data from the Clerk of the Superior Court.

# LAW DIVISIONS OF THE SUPERIOR AND COUNTY COURTS COMBINED CIVIL LIST

COURT YEARS ENDING AUGUST 31,  
1960 TO DATE COMPARED WITH 1950



\* A CASE IS ADDED TO THE CALENDAR UPON THE FILING OF THE FIRST ANSWER, RULE 4:36-2.

\*\* AS REPORTED IN ANNUAL REPORTS FOR EACH COURT YEAR. NOT CHANGED FOR "RECOUNTS" AS A RESULT OF PHYSICAL INVENTORIES IN THE COUNTIES.

## LAW DIVISIONS OF THE SUPERIOR AND COUNTY COURTS

## CIVIL CASES

## MANNER OF DISPOSITION

September 1, 1977 to August 31, 1978

County	Jury Trials 1/				Non-Jury Trials 2/				Settled, Dismissed or Discontinued Before Trial Commenced 3/						Other Disp. (To Chancery Div. or Other County, Trans. to Dist. Ct., etc.)		Total Cases Disposed of		
	Partially Tried		Tried to Completion		Partially Tried		Tried to Completion		Before Trial Date had Been Assigned		After Trial Date Assigned But Before Date of Trial		On Trial Date		Auto Neg.	Other	Auto Neg.	Other	Total
	Auto Neg.	Other	Auto Neg.	Other	Auto Neg.	Other	Auto Neg.	Other	Auto Neg.	Other	Auto Neg.	Other	Auto Neg.	Other					
Atlantic	12	17	8	8	0	0	0	5	102	129	75	125	163	212	0	0	360	496	856
Bergen	39	51	84	125	1	10	5	160	183	370	523	911	885	1,057	49	38	1,769	2,722	4,491
Burlington	16	24	16	14	0	9	0	37	230	190	179	206	98	132	6	8	545	620	1,165
Camden	16	11	31	19	0	6	1	15	848	627	0	0	203	213	135	371	1,234	1,262	2,496
Cape May	0	3	3	4	0	4	1	17	18	60	18	45	8	21	3	5	51	159	210
Cumberland	8	5	5	7	0	1	2	15	117	124	50	86	26	36	0	5	208	279	487
Essex	55	60	88	85	1	17	29	206	1,170	1,269	72	88	910	1,089	41	265	2,366	3,079	5,445
Gloucester	6	7	7	3	0	2	0	12	194	170	39	33	23	18	4	5	273	250	523
Hudson	69	82	67	78	0	8	1	84	249	239	278	270	986	948	32	33	1,682	1,742	3,424
Hunterdon	4	6	4	10	2	1	4	6	13	46	38	57	27	34	1	10	83	170	253
Mercer	8	13	24	14	1	1	2	38	203	204	61	90	232	277	5	18	536	655	1,191
Middlesex	45	49	154	75	0	9	9	71	623	555	3	3	1,225	1,060	40	48	2,099	1,870	3,969
Monmouth	22	30	56	57	0	2	5	41	680	695	5	7	469	523	18	30	1,255	1,385	2,640
Morris	35	53	32	53	0	13	2	82	77	264	364	513	90	155	9	23	609	1,156	1,765
Ocean	22	19	24	41	0	11	4	25	220	316	99	205	285	401	12	14	666	1,032	1,698
Passaic	43	51	41	70	0	13	4	116	324	525	107	169	528	568	60	109	1,107	1,621	2,728
Salem	0	1	0	0	0	0	0	2	13	32	13	23	7	14	0	2	33	74	107
Somerset	5	15	29	37	2	5	2	33	62	179	40	85	176	256	4	11	320	621	941
Sussex	5	1	4	12	1	4	1	12	16	41	29	61	54	77	3	7	113	215	328
Union	24	29	109	77	8	20	3	77	234	264	39	47	840	993	15	13	1,272	1,520	2,792
Warren	0	2	6	8	0	0	0	7	18	23	18	33	11	26	2	4	55	103	158
TOTAL	434	529	792	797	16	136	75	1,061	5,594	6,322	2,040	3,057	7,246	8,110	439	1,019	16,636	21,031	37,667
TOTAL 1 YEAR AGO	393	515	833	831	14	164	57	1,044	4,767	5,200	1,752	2,664	6,712	6,955	358	752	14,886	18,125	33,011

1/ A case is considered disposed of by jury trial if the drawing of the jury is started even if thereafter it is settled or dismissed.

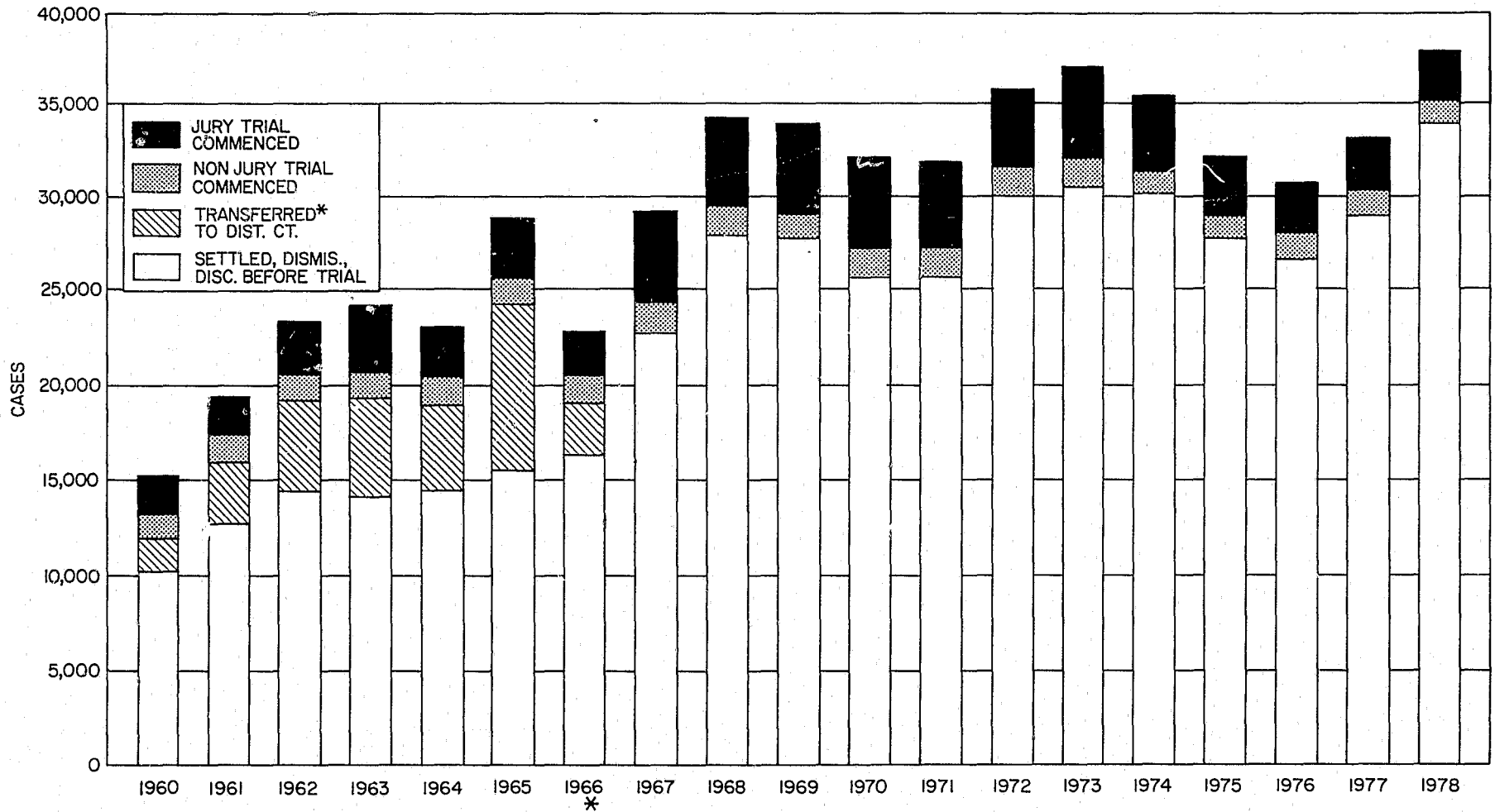
2/ A case is considered disposed of by non-jury trial if the opening is started, or, if the opening is waived, the first witness is sworn.

3/ Includes settlements of infants' or incompetents' cases even though approved by judge in court.

SOURCE: Monthly Reports of the County Clerks.



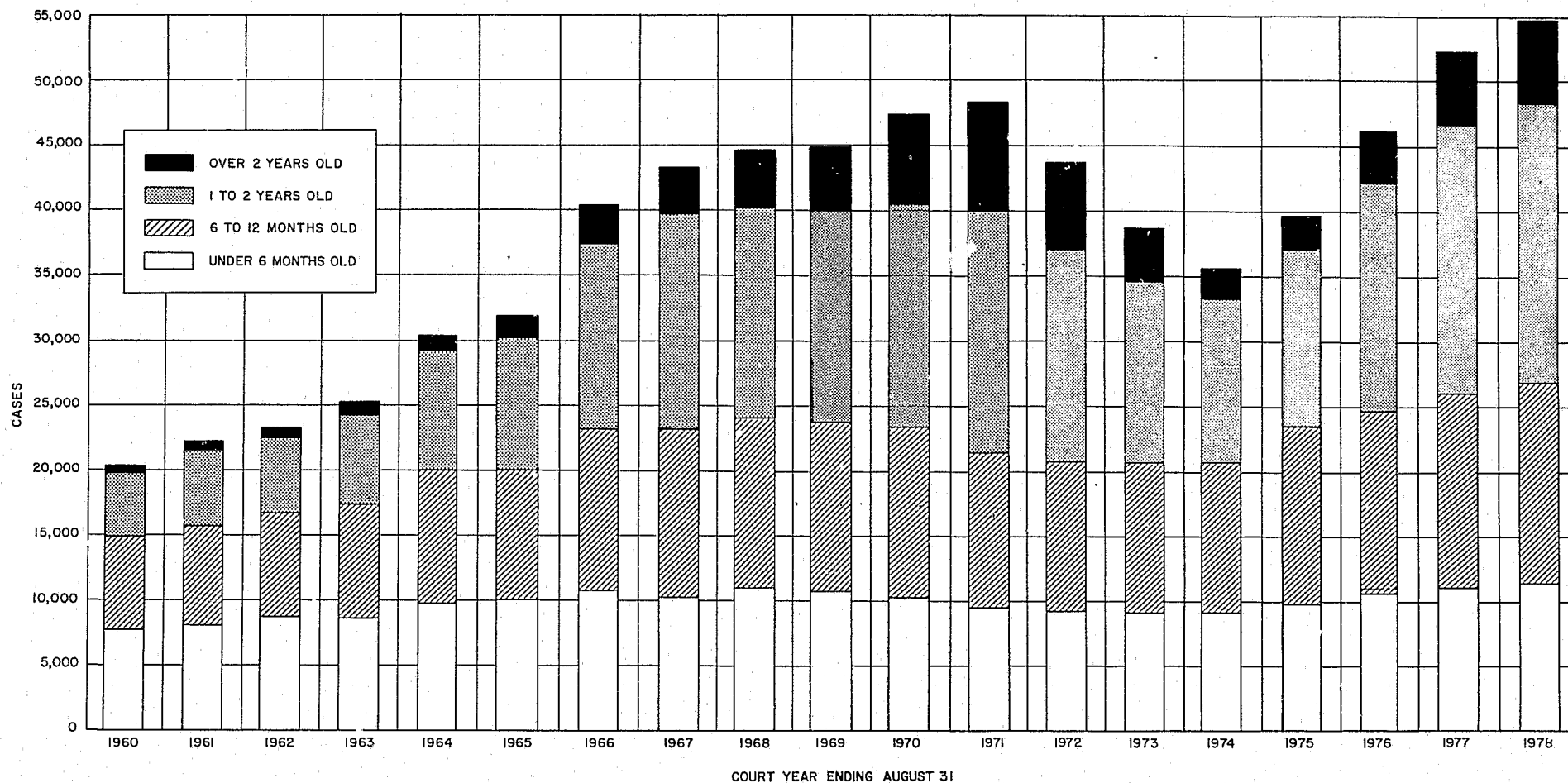
SUPERIOR AND COUNTY COURTS  
COMBINED CIVIL LIST  
MANNER OF DISPOSITION OF CASES  
COURT YEARS ENDING AUGUST 31, 1960 TO 1978



\* TRANSFER PROGRAM TERMINATED BY SUPREME COURT 1/12/66. (SINCE 1966-67, THE SMALL NUMBER OF TRANSFERS ARE INCLUDED IN "SETTLED, DISMISS., DISC. BEFORE TRIAL").

NOTE: DATA FOR PRIOR YEARS NOT AVAILABLE.

LAW DIVISIONS OF THE SUPERIOR AND COUNTY COURTS  
 COMBINED CIVIL LIST  
 AGES OF ACTIVE CASES PENDING  
 \* COURT YEARS ENDING AUGUST 31, 1960 TO 1978



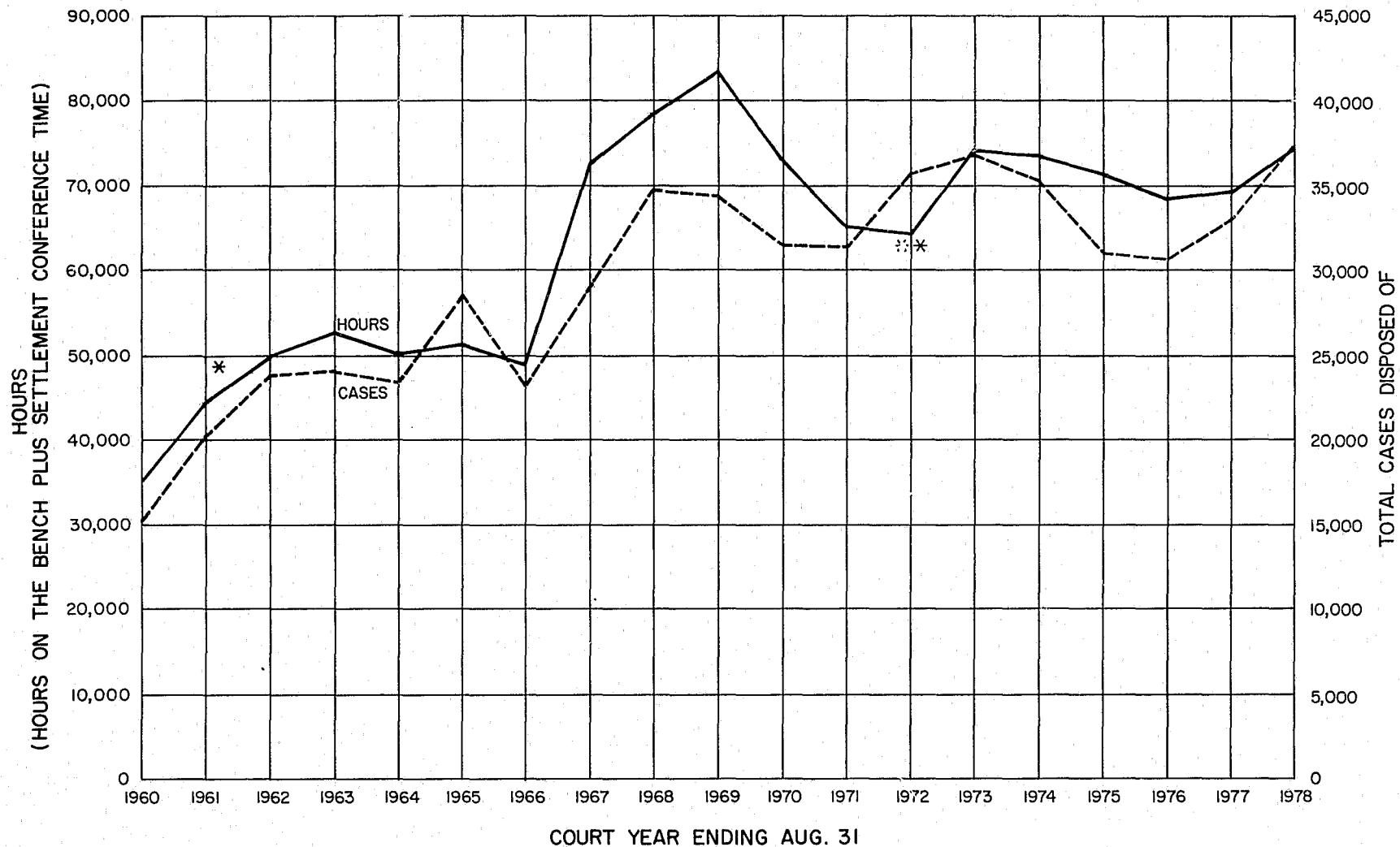
NOTE: DATA ON AGES IN PRIOR YEARS NOT COMPARABLE.

\* AS REPORTED IN ANNUAL REPORTS FOR EACH COURT YEAR. NOT CHANGED FOR "RECOUNTS" AS A RESULT OF PHYSICAL INVENTORIES IN THE COUNTIES.

**CONTINUED**

**2 OF 8**

LAW DIVISIONS OF THE SUPERIOR AND COUNTY COURTS  
HOURS IN CONDUCT OF COURT AND SETTLEMENT CONFERENCES  
COMPARED WITH CIVIL CASES DISPOSED OF<sup>1</sup>



- \* COURT HOURS EXTENDED IN ALL COUNTIES COMMENCING MARCH 1961 AND CONTINUED TO DATE.
- \*\* COURT HOURS EXTENDED IN ALL COUNTIES COMMENCING JANUARY 31, 1972 AND CONTINUED TO DATE.

<sup>1</sup>/ REF: PAGE E-4 AS USED HERE, A CASE IS A COMPLAINT ON WHICH THE FIRST ANSWER IS FILED, R.4:36-2. DEFINITION DIFFERS FROM "TRIALS CONCLUDED" REPORTED IN PAGE E-1.

Law Division of Superior and County Courts  
Civil Trials Commenced During April, 1978 and October, 1977  
Median Period from Complaint to Commencement of Trial  
Summary of Time Interval Studies and Comparison of Totals with  
March, 1977 and October, 1976 Studies

COUNTY	APRIL, 1978						OCTOBER, 1977					
	Total Trials		Jury Trials		Non-Jury Trials		Total Trials		Jury Trials		Non-Jury Trials	
	No. of Trials	Median Period	No. of Trials	Median Period	No. of Trials	Median Period	No. of Trials	Median Period	No. of Trials	Median Period	No. of Trials	Median Period
Atlantic	7	31m21d	7	31m21d	0	-	1	23m14d	1	23m14d	0	-
Bergen	43	24m28d	32	25m29d	11	16m20d	57	24m14d	38	25m 6d	19	22m23d
Burlington	15	27m 2d	7	24m18d	8	28m 4d	13	27m10d	13	27m10d	0	-
Camden	16	39m 1d	13	42m22d	3	37m23d	12	39m26d	9	39m21d	3	40m 1d
Cape May	3	19m17d	3	19m17d	0	-	1	19m13d	1	19m13d	0	-
Cumberland	5	20m21d	4	21m11d	1	19m19d	2	29m21d	2	29m21d	0	-
Essex	41	29m10d	31	29m19d	10	29m 7d	37	29m 6d	31	29m 6d	6	29m 5d
Gloucester	2	48m24d	2	48m24d	0	-	2	57m 7d	2	57m 7d	0	-
Hudson	40	28m 3d	32	28m 3d	8	28m22d	33	28m22d	29	28m12d	4	32m 4d
Hunterdon	5	32m12d	5	32m12d	0	-	7	17m14d	5	17m17d	2	16m29d
Mercer	11	36m 3d	11	36m 3d	0	-	11	36m24d	10	37m 1d	1	0m27d
Middlesex	36	20m 9d	28	20m13d	8	18m22d	35	21m12d	26	21m16d	9	19m23d
Monmouth	35	25m18d	29	26m 2d	6	24m17d	22	27m 8d	16	26m 9d	6	31m27d
Morris	21	18m 2d	15	18m10d	6	14m28d	25	18m13d	16	20m 2d	9	9m12d
Ocean	12	27m11d	9	27m13d	3	21m19d	10	24m25d	8	25m 8d	2	16m23d
Passaic	30	18m 2d	21	19m 5d	9	14m17d	36	18m 9d	24	18m16d	12	17m 9d
Salem	1	10m16d	0	-	1	10m16d	0	-	0	-	0	-
Somerset	18	23m25d	18	23m25d	0	-	11	26m19d	9	27m25d	2	19m 5d
Sussex	4	17m11d	3	17m23d	1	14m 2d	6	14m26d	1	13m 7d	5	16m15d
Union	36	21m17d	27	22m 0d	9	21m 8d	28	25m 8d	26	25m 8d	2	23m18d
Warren	0	-	0	-	0	-	1	15m 5d	1	15m 5d	0	-
TOTAL 8 * LARGEST COUNTIES	277	25m 2d	213	25m27d	64	21m 7d	260	25m27d	199	26m11d	61	22m10d
3/77 & 10/76	385	23m14d	284	24m18d	101	20m 1d	292	24m18d	215	24m24d	77	20m22d
TOTAL 13 REMAINING COUNTIES	104	23m29d	84	24m11d	20	21m25d	90	23m 1d	69	24m19d	21	14m14d
3/77 & 10/76	94	22m19d	65	23m27d	29	18m26d	85	21m26d	66	22m26d	19	19m18d
STATE TOTAL	381	24m25d	297	25m 6d	84	21m 7d	350	25m 2d	268	25m29d	82	19m19d
3/77 & 10/76	479	23m 7d	349	24m17d	130	19m 6d	377	23m17d	281	24m23d	96	19m29d

\* As to population, 1970 U.S. Census: Bergen, Camden, Essex, Hudson, Middlesex, Monmouth, Passaic, Union. Also coincides with estimated population, 7/1/76, official State estimates by Office of Business Economics, N.J. Department of Labor and Industry. (Provisional estimates published and certified March 9, 1978.)

## SUPERIOR AND COUNTY COURTS - CIVIL CASES ON WHICH TRIAL COMMENCED DURING OCTOBER, 1977

COUNTY	NO OF CASES TRIED	PERIOD FROM COMPLAINT TO ANSWER			PERIOD FROM ANSWER TO PRETRIAL			PERIOD FROM PRETRIAL TO TRIAL			PERIOD FROM COMPLAINT TO TRIAL		
		MEAN	MEDIAN	RANGE	MEAN	MEDIAN	RANGE	MEAN	MEDIAN	RANGE	MEAN	MEDIAN	RANGE
ATLANTIC COUNTY													
JURY	1	1M, 16D	1M, 16D	*NONE	NO PRETRIAL			NO PRETRIAL			23M, 14D	23M, 14D	*NONE
NON JURY	---	---	---	---	NO CASES			---			---	---	---
COMBINED	1	1M, 16D	1M, 16D	*NONE	NO PRETRIAL			NO PRETRIAL			23M, 14D	23M, 14D	*NONE
BERGEN COUNTY													
JURY	38	3M, 24D	1M, 26D	0M, 16D 31M, 9D	6M, 17D	6M, 17D	*NONE	27M, 9D	27M, 9D	*NONE	25M, 10D	25M, 6D	13M, 14D 35M, 4D
NON-JURY	19	3M, 28D	1M, 27D	0M, 0D 13M, 4D	4M, 6D	2M, 20D	1M, 10D 10M, 4D	4M, 25D	4M, 22D	3M, 16D 6M, 8D	22M, 6D	22M, 23D	6M, 17D 53M, 15D
COMBINED	57	3M, 25D	1M, 27D	0M, 0D 31M, 9D	4M, 20D	3M, 28D	1M, 10D 10M, 4D	9M, 10D	5M, 1D	3M, 16D 27M, 9D	24M, 8D	24M, 14D	6M, 17D 53M, 15D
BURLINGTON COUNTY													
JURY	13	3M, 13D	2M, 2D	0M, 0D 13M, 14D	12M, 22D	12M, 22D	*NONE	14M, 18D	14M, 18D	*NONE	34M, 3D	27M, 10D	24M, 8D 110M, 2D
NON JURY	---	---	---	---	NO CASES			---			---	---	---
COMBINED	13	3M, 13D	2M, 2D	0M, 0D 13M, 14D	12M, 22D	12M, 22D	*NONE	14M, 18D	14M, 18D	*NONE	34M, 3D	27M, 10D	24M, 8D 110M, 2D
CAMDEN COUNTY													
JURY	9	2M, 3D	1M, 18D	0M, 26D 7M, 7D	NO PRETRIAL			NO PRETRIAL			41M, 29D	39M, 21D	33M, 13D 56M, 12D
NON-JURY	3	7M, 1D	2M, 23D	2M, 17D 15M, 24D	11M, 21D	11M, 21D	*NONE	33M, 23D	33M, 23D	*NONE	41M, 27D	40M, 1D	37M, 18D 48M, 1D
COMBINED	12	3M, 10D	1M, 22D	0M, 26D 15M, 24D	11M, 21D	11M, 21D	*NONE	33M, 23D	33M, 23D	*NONE	41M, 28D	39M, 26D	33M, 13D 56M, 12D

SUPERIOR AND COUNTY COURTS - CIVIL CASES ON WHICH TRIAL COMMENCED DURING OCTOBER, 1977

COUNTY	NO OF CASES TRIED	PERIOD FROM COMPLAINT TO ANSWER			PERIOD FROM ANSWER TO PRETRIAL			PERIOD FROM PRETRIAL TO TRIAL			PERIOD FROM COMPLAINT TO TRIAL		
		MEAN	MEDIAN	RANGE	MEAN	MEDIAN	RANGE	MEAN	MEDIAN	RANGE	MEAN	MEDIAN	RANGE
CAPE MAY COUNTY													
JURY	1	1M,22D	1M,22D	*NONE	NO PRETRIAL			NO PRETRIAL			19M,13D	19M,13D	*NONE
NON JURY ----- NO CASES -----													
COMBINED	1	1M,22D	1M,22D	*NONE	NO PRETRIAL			NO PRETRIAL			19M,13D	19M,13D	*NONE
CUMBERLAND COUNTY													
JURY	2	1M,10D	1M,10D	0M,18D 2M, 2D	NO PRETRIAL			NO PRETRIAL			29M,21D	29M,21D	27M,28D 31M,15D
NON JURY ----- NO CASES -----													
COMBINED	2	1M,10D	1M,10D	0M,18D 2M, 2D	NO PRETRIAL			NO PRETRIAL			29M,21D	29M,21D	27M,28D 31M,15D
ESSEX COUNTY													
JURY	31	2M, 8D	1M,29D	0M,13D 9M,13D	NO PRETRIAL			NO PRETRIAL			29M,12D	29M, 6D	7M, 3D 40M,19D
NON-JURY	6	2M,23D	0M,26D	0M,25D 11M,15D	3M,23D	3M,23D	*NONE	15M, 9D	15M, 9D	*NONE	25M,15D	29M, 5D	11M,29D 33M, 4D
COMBINED	37	2M,11D	1M,26D	0M,13D 11M,15D	3M,23D	3M,23D	*NONE	15M, 9D	15M, 9D	*NONE	28M,23D	29M, 6D	7M, 3D 40M,19D
GLOUCESTER COUNTY													
JURY	2	3M, 3D	3M, 3D	0M,11D 5M,25D	11M, 0D	11M, 0D	4M,18D 17M,12D	43M, 4D	43M, 4D	36M,21D 49M,17D	57M, 7D	57M, 7D	54M,14D 60M, 0D
NON JURY ----- NO CASES -----													
COMBINED	2	3M, 3D	3M, 3D	0M,11D 5M,25D	11M, 0D	11M, 0D	4M,18D 17M,12D	43M, 4D	43M, 4D	36M,21D 49M,17D	57M, 7D	57M, 7D	54M,14D 60M, 0D

## SUPERIOR AND COUNTY COURTS - CIVIL CASES ON WHICH TRIAL COMMENCED DURING OCTOBER, 1977

COUNTY	NO OF CASES TRIED	PERIOD FROM COMPLAINT TO ANSWER			PERIOD FROM ANSWER TO PRETRIAL			PERIOD FROM PRETRIAL TO TRIAL			PERIOD FROM COMPLAINT TO TRIAL		
		MEAN	MEDIAN	RANGE	MEAN	MEDIAN	RANGE	MEAN	MEDIAN	RANGE	MEAN	MEDIAN	RANGE
HUDSON COUNTY													
JURY	29	3M, 9D	1M, 25D	0M, 19D 18M, 21D	28M, 7D	28M, 7D	25M, 4D 31M, 11D	0M, 5D	0M, 5D	0M, 0D 0M, 10D	28M, 23D	28M, 12D	13M, 6D 38M, 8D
NON-JURY	4	9M, 12D	3M, 9D	0M, 19D 30M, 10D	NO PRETRIAL			NO PRETRIAL			31M, 26D	32M, 4D	25M, 26D 37M, 10D
COMBINED	33	4M, 1D	1M, 27D	0M, 19D 30M, 10D	28M, 7D	28M, 7D	25M, 4D 31M, 11D	0M, 5D	0M, 5D	0M, 0D 0M, 10D	29M, 4D	28M, 22D	13M, 6D 38M, 8D
HUNTERDON COUNTY													
JURY	5	1M, 21D	1M, 25D	0M, 23D 2M, 12D	9M, 10D	9M, 3D	7M, 23D 11M, 12D	7M, 7D	7M, 7D	6M, 11D 8M, 2D	17M, 24D	17M, 17D	16M, 1D 20M, 1D
NON-JURY	2	1M, 9D	1M, 9D	1M, 6D 1M, 12D	8M, 1D	8M, 1D	*NONE	8M, 1D	8M, 1D	*NONE	16M, 29D	16M, 29D	16M, 15D 17M, 14D
COMBINED	7	1M, 18D	1M, 12D	0M, 23D 2M, 12D	9M, 3D	8M, 24D	7M, 23D 11M, 12D	7M, 12D	7M, 26D	6M, 11D 8M, 2D	17M, 17D	17M, 14D	16M, 1D 20M, 1D
MERCER COUNTY													
JURY	10	1M, 16D	1M, 0D	0M, 21D 4M, 12D	NO PRETRIAL			NO PRETRIAL			31M, 27D	37M, 1D	4M, 19D 53M, 10D
NON-JURY	1	0M, 0D	0M, 0D	*NONE	NO PRETRIAL			NO PRETRIAL			0M, 27D	0M, 27D	*NONE
COMBINED	11	1M, 12D	0M, 29D	0M, 0D 4M, 12D	NO PRETRIAL			NO PRETRIAL			29M, 3D	36M, 24D	0M, 27D 53M, 10D
MIDDLESEX COUNTY													
JURY	26	3M, 0D	1M, 23D	0M, 0D 15M, 14D	12M, 13D	13M, 2D	9M, 26D 14M, 10D	11M, 29D	8M, 14D	6M, 11D 21M, 1D	21M, 19D	21M, 16D	6M, 6D 44M, 25D
NON-JURY	9	3M, 5D	1M, 10D	0M, 14D 13M, 24D	12M, 14D	14M, 5D	4M, 14D 17M, 1D	5M, 15D	5M, 4D	3M, 29D 8M, 6D	19M, 6D	19M, 23D	6M, 26D 26M, 6D
COMBINED	35	3M, 1D	1M, 17D	0M, 0D 15M, 14D	12M, 14D	13M, 18D	4M, 14D 17M, 1D	7M, 27D	5M, 22D	3M, 29D 21M, 1D	21M, 0D	21M, 12D	6M, 6D 44M, 25D



SUPERIOR AND COUNTY COURTS - CIVIL CASES ON WHICH TRIAL COMMENCED DURING OCTOBER, 1977

COUNTY	NO OF CASES TRIED	PERIOD FROM COMPLAINT TO ANSWER			PERIOD FROM ANSWER TO PRETRIAL			PERIOD FROM PRETRIAL TO TRIAL			PERIOD FROM COMPLAINT TO TRIAL		
		MEAN	MEDIAN	RANGE	MEAN	MEDIAN	RANGE	MEAN	MEDIAN	RANGE	MEAN	MEDIAN	RANGE
MCNMOUTH	COUNTY												
JURY	16	1M, 20D	1M, 12D	0M, 6D 4M, 28D	14M, 1D	15M, 6D	9M, 14D 17M, 13D	16M, 15D	16M, 9D	7M, 2D 26M, 5D	31M, 3D	26M, 9D	23M, 14D 75M, 17D
NON-JURY	6	7M, 10D	2M, 10D	0M, 14D 31M, 26D	N O	P R E T R I A L	N O	P R E T R I A L	N O	P R E T R I A L	31M, 23D	31M, 27D	22M, 10D 44M, 12D
COMBINED	22	3M, 6D	1M, 22D	0M, 0D 31M, 26D	14M, 1D	15M, 6D	9M, 14D 17M, 13D	16M, 15D	16M, 9D	7M, 2D 26M, 5D	31M, 9D	27M, 8D	22M, 10D 75M, 17D
MORRIS	COUNTY												
JURY	16	1M, 19D	1M, 12D	0M, 0D 4M, 28D	N O	P R E T R I A L	N O	P R E T R I A L	N O	P R E T R I A L	20M, 6D	20M, 2D	2M, 16D 52M, 17D
NON-JURY	9	1M, 10D	1M, 2D	0M, 0D 3M, 27D	3M, 10D	2M, 17D	0M, 7D 6M, 19D	5M, 6D	4M, 14D	2M, 8D 9M, 15D	10M, 18D	9M, 12D	4M, 2D 18M, 13D
COMBINED	25	1M, 16D	1M, 7D	0M, 0D 4M, 28D	3M, 10D	2M, 17D	0M, 7D 6M, 19D	5M, 6D	4M, 14D	2M, 8D 9M, 15D	16M, 22D	18M, 13D	2M, 16D 52M, 17D
OCEAN	COUNTY												
JURY	8	1M, 23D	1M, 8D	0M, 17D 5M, 7D	N O	P R E T R I A L	N O	P R E T R I A L	N O	P R E T R I A L	24M, 6D	25M, 8D	13M, 12D 28M, 5D
NON-JURY	2	0M, 23D	0M, 23D	0M, 16D 1M, 0D	N O	P R E T R I A L	N O	P R E T R I A L	N O	P R E T R I A L	16M, 23D	16M, 23D	8M, 19D 24M, 27D
COMBINED	10	1M, 17D	1M, 4D	0M, 16D 5M, 7D	N O	P R E T R I A L	N O	P R E T R I A L	N O	P R E T R I A L	22M, 21D	24M, 25D	8M, 19D 28M, 5D
PASSAIC	COUNTY												
JURY	24	2M, 0D	1M, 15D	0M, 22D 8M, 27D	14M, 4D	14M, 4D	11M, 28D 16M, 10D	17M, 20D	17M, 20D	8M, 12D 26M, 29D	22M, 5D	18M, 16D	15M, 22D 44M, 11D
NON-JURY	12	1M, 14D	1M, 11D	0M, 12D 2M, 10D	16M, 0D	16M, 0D	*NONE	2M, 28D	2M, 28D	*NONE	15M, 25D	17M, 9D	3M, 4D 19M, 27D
COMBINED	36	1M, 25D	1M, 15D	0M, 12D 8M, 27D	14M, 23D	16M, 0D	11M, 28D 16M, 10D	12M, 23D	8M, 12D	2M, 28D 26M, 29D	20M, 2D	18M, 9D	3M, 4D 44M, 11D

## SUPERIOR AND COUNTY COURTS - CIVIL CASES ON WHICH TRIAL COMMENCED DURING OCTOBER, 1977

COUNTY	NO OF CASES TRIED	PERIOD FROM COMPLAINT TO ANSWER			PERIOD FROM ANSWER TO PRETRIAL			PERIOD FROM PRETRIAL TO TRIAL			PERIOD FROM COMPLAINT TO TRIAL		
		MEAN	MEDIAN	RANGE	MEAN	MEDIAN	RANGE	MEAN	MEDIAN	RANGE	MEAN	MEDIAN	RANGE
SALEM COUNTY							N O C A S E S						
SOMERSET COUNTY													
JURY	9	1M, 27D	1M, 18D	0M, 16D 6M, 13D	N O	P R E T R I A L		N O	P R E T R I A L		28M, 16D	27M, 25D	22M, 17D 39M, 12D
NON-JURY	2	2M, 28D	2M, 28D	0M, 18D 5M, 9D	N O	P R E T R I A L		N O	P R E T R I A L		19M, 5D	19M, 5D	14M, 14D 23M, 26D
COMBINED	11	2M, 3D	1M, 18D	0M, 16D 6M, 13D	N O	P R E T R I A L		N O	P R E T R I A L		26M, 25D	26M, 19D	14M, 14D 39M, 12D
SUSSEX COUNTY													
JURY	1	0M, 16D	0M, 16D	*NONE	N O	P R E T R I A L		N O	P R E T R I A L		13M, 7D	13M, 7D	*NONE
NON-JURY	5	0M, 29D	0M, 26D	0M, 12D 1M, 17D	7M, 12D	7M, 12D	*NONE	8M, 7D	8M, 7D	*NONE	16M, 22D	16M, 15D	9M, 27D 26M, 2D
COMBINED	6	0M, 26D	0M, 23D	0M, 12D 1M, 17D	7M, 12D	7M, 12D	*NONE	8M, 7D	8M, 7D	*NONE	16M, 4D	14M, 26D	9M, 27D 26M, 2D
UNION COUNTY													
JURY	26	2M, 12D	1M, 17D	1M, 0D 6M, 25D	N O	P R E T R I A L		N O	P R E T R I A L		25M, 25D	25M, 8D	19M, 2D 41M, 9D
NON-JURY	2	2M, 10D	2M, 10D	2M, 5D 2M, 16D	19M, 9D	19M, 5D	*NONE	4M, 7D	4M, 7D	*NONE	23M, 18D	23M, 18D	21M, 5D 26M, 2D
COMBINED	28	2M, 11D	1M, 21D	1M, 0D 6M, 25D	19M, 9D	19M, 9D	*NONE	4M, 7D	4M, 7D	*NONE	25M, 21D	25M, 8D	19M, 2D 41M, 9D
WARREN COUNTY													
JURY	1	1M, 3D	1M, 3D	*NONE	N O	P R E T R I A L		N O	P R E T R I A L		15M, 5D	15M, 5D	*NONE
NON JURY							N O C A S E S						
COMBINED	1	1M, 3D	1M, 3D	*NONE	N O	P R E T R I A L		N O	P R E T R I A L		15M, 5D	15M, 5D	*NONE

SUPERIOR AND COUNTY COURTS - CIVIL CASES ON WHICH TRIAL COMMENCED DURING OCTOBER, 1977

COUNTY	NO OF CASES TRIED	PERIOD FROM COMPLAINT TO ANSWER			PERIOD FROM ANSWER TO PRETRIAL			PERIOD FROM PRETRIAL TO TRIAL			PERIOD FROM COMPLAINT TO TRIAL		
		MEAN	MEDIAN	RANGE	MEAN	MEDIAN	RANGE	MEAN	MEDIAN	RANGE	MEAN	MEDIAN	RANGE
8 LARGEST COUNTIES <sup>1/</sup>													
JURY	199	2M, 22D	1M, 22D	0M, 0D 31M, 9D	15M, 16D	14M, 10D	6M, 17D 31M, 11D	13M, 15D	8M, 14D	0M, 0D 27M, 9D	26M, 26D	26M, 11D	6M, 6D 75M, 17D
NON-JURY	61	4M, 0D	1M, 27D	0M, 0D 31M, 26D	10M, 0D	11M, 21D	1M, 10D 19M, 9D	7M, 28D	5M, 1D	2M, 28D 33M, 23D	23M, 13D	22M, 10D	3M, 4D 53M, 15D
COMBINED	260	3M, 1D	1M, 23D	0M, 0D 31M, 26D	12M, 16D	12M, 23D	1M, 10D 31M, 11D	10M, 14D	6M, 9D	0M, 0D 33M, 23D	26M, 2D	25M, 27D	3M, 4D 75M, 17D
13 REMAINING COUNTIES													
JURY	69	2M, 1D	1M, 16D	0M, 0D 13M, 14D	10M, 9D	9M, 13D	4M, 18D 17M, 12D	18M, 16D	8M, 2D	6M, 11D 49M, 17D	27M, 3D	24M, 19D	2M, 16D 110M, 2D
NON-JURY	21	1M, 8D	1M, 0D	0M, 0D 5M, 9D	4M, 13D	4M, 16D	0M, 7D 8M, 1D	5M, 28D	6M, 20D	2M, 8D 9M, 15D	13M, 18D	14M, 14D	0M, 27D 26M, 2D
COMBINED	90	1M, 26D	1M, 9D	0M, 0D 13M, 14D	7M, 5D	7M, 12D	0M, 7D 17M, 12D	11M, 24D	7M, 28D	2M, 8D 49M, 17D	23M, 29D	23M, 1D	0M, 27D 110M, 2D
STATE TOTAL													
JURY	268	2M, 17D	1M, 19D	0M, 0D 31M, 9D	13M, 15D	12M, 10D	4M, 18D 31M, 11D	15M, 14D	8M, 13D	0M, 0D 49M, 17D	26M, 28D	25M, 29D	2M, 16D 110M, 2D
NON-JURY	82	3M, 9D	1M, 17D	0M, 0D 31M, 26D	7M, 26D	6M, 19D	0M, 7D 19M, 9D	7M, 5D	5M, 4D	2M, 8D 33M, 23D	20M, 27D	19M, 19D	0M, 27D 53M, 15D
COMBINED	350	2M, 22D	1M, 19D	0M, 0D 31M, 26D	10M, 14D	9M, 26D	0M, 7D 31M, 11D	11M, 0D	7M, 2D	0M, 0D 49M, 17D	25M, 16D	25M, 2D	0M, 27D 110M, 2D
<div><div><sup>1/</sup> As to population, 1970 U.S. Census: Bergen, Camden, Essex, Hudson, Middlesex, Monmouth, Passaic, Union. Also coincides with estimated population, 7/1/76, official State estimates by Office of Business Economics, N. J. Department of Labor &amp; Industry. (Provisional estimates published and certified March 9, 1978.)</div><div>Note: When "NONE" is used in place of the range, there is either a single case (time interval) in that category or 2 or more cases with the same time interval.</div></div>													

SUPERIOR AND COUNTY COURTS - CIVIL CASES ON WHICH TRIAL COMMENCED DURING APRIL, 1978

COUNTY	NO OF CASES TRIED	PERIOD FROM COMPLAINT TO ANSWER			PERIOD FROM ANSWER TO PRETRIAL			PERIOD FROM PRETRIAL TO TRIAL			PERIOD FROM COMPLAINT TO TRIAL		
		MEAN	MEDIAN	RANGE	MEAN	MEDIAN	RANGE	MEAN	MEDIAN	RANGE	MEAN	MEDIAN	RANGE
ATLANTIC COUNTY													
JURY	7	2M, 2D	1M, 3D	0M, 16D 7M, 17D	N O	P R E T R I A L		N O	P R E T R I A L		31M, 22D	31M, 21D	23M, 7D 44M, 4D
NON JURY													
COMBINED	7	2M, 2D	1M, 3D	0M, 16D 7M, 17D	N O	P R E T R I A L		N O	P R E T R I A L		31M, 22D	31M, 21D	23M, 7D 44M, 4D
BERGEN COUNTY													
JURY	32	2M, 22D	2M, 4D	0M, 21D 14M, 4D	25M, 21D	13M, 9D	12M, 8D 51M, 15D	10M, 1D	6M, 21D	2M, 9D 21M, 3D	25M, 11D	25M, 29D	6M, 9D 56M, 12D
NON-JURY	11	2M, 14D	0M, 25D	0M, 1D 14M, 19D	6M, 0D	3M, 8D	2M, 10D 15M, 5D	4M, 4D	4M, 5D	0M, 23D 7M, 12D	17M, 16D	16M, 20D	5M, 7D 28M, 25D
COMBINED	43	2M, 20D	1M, 28D	0M, 1D 14M, 19D	14M, 13D	12M, 8D	2M, 10D 51M, 15D	6M, 20D	5M, 15D	0M, 23D 21M, 3D	23M, 11D	24M, 28D	5M, 7D 56M, 12D
BURLINGTON COUNTY													
JURY	7	1M, 18D	1M, 12D	0M, 0D 3M, 18D	N O	P R E T R I A L		N O	P R E T R I A L		25M, 6D	24M, 18D	20M, 18D 30M, 26D
NON-JURY	8	1M, 29D	1M, 2D	0M, 0D 6M, 10D	N O	P R E T R I A L		N O	P R E T R I A L		28M, 14D	28M, 4D	22M, 2D 32M, 24D
COMBINED	15	1M, 24D	1M, 6D	0M, 0D 6M, 10D	N O	P R E T R I A L		N O	P R E T R I A L		26M, 28D	27M, 2D	20M, 18D 32M, 24D
CAMDEN COUNTY													
JURY	13	1M, 25D	1M, 28D	0M, 16D 3M, 18D	N O	P R E T R I A L		N O	P R E T R I A L		41M, 16D	42M, 22D	34M, 22D 48M, 14D
NON-JURY	3	1M, 25D	1M, 27D	0M, 25D 2M, 22D	6M, 9D	6M, 9D	*NONE	31M, 6D	31M, 6D	*NONE	38M, 12D	37M, 23D	37M, 6D 40M, 7D
COMBINED	16	1M, 25D	1M, 27D	0M, 16D 3M, 18D	6M, 9D	6M, 9D	*NONE	31M, 6D	31M, 6D	*NONE	40M, 28D	39M, 1D	34M, 22D 48M, 14D

SUPERIOR AND COUNTY COURTS - CIVIL CASES ON WHICH TRIAL COMMENCED DURING APRIL, 1978

COUNTY	NO OF CASES TRIED	PERIOD FROM COMPLAINT TO ANSWER			PERIOD FROM ANSWER TO PRETRIAL			PERIOD FROM PRETRIAL TO TRIAL			PERIOD FROM COMPLAINT TO TRIAL		
		MEAN	MEDIAN	RANGE	MEAN	MEDIAN	RANGE	MEAN	MEDIAN	RANGE	MEAN	MEDIAN	RANGE
CAPE MAY COUNTY													
JURY	3	1M,22D	2M, 6D	0M,21D 2M,10D	15M,24D	15M,24D	*NONE	3M,21D	3M,21D	*NONE	18M,21D	19M,17D	14M,21D 21M,25D
NON JURY -----													
COMBINED	3	1M,22D	2M, 6D	0M,21D 2M,10D	15M,24D	15M,24D	*NONE	3M,21D	3M,21D	*NONE	18M,21D	19M,17D	14M,21D 21M,25D
CUMBERLAND COUNTY													
JURY	4	2M,27D	2M,13D	2M,10D 4M,12D	NO PRETRIAL			NO PRETRIAL			20M,11D	21M,11D	16M,14D 22M, 8D
NON-JURY	1	1M,25D	1M,25D	*NONE	NO PRETRIAL			NO PRETRIAL			19M,19D	19M,19D	*NONE
COMBINED	5	2M,21D	2M,12D	1M,25D 4M,12D	NO PRETRIAL			NO PRETRIAL			20M, 7D	20M,21D	16M,14D 22M, 8D
ESSEX COUNTY													
JURY	31	2M, 0D	1M,18D	0M,27D 5M,11D	26M, 5D	26M, 5D	*NONE	1M,12D	1M,12D	*NONE	30M, 6D	29M,19D	27M, 9D 36M,10D
NON-JURY	10	1M,20D	0M,22D	0M,14D 7M,19D	2M,26D	2M,26D	*NONE	2M,18D	2M,18D	*NONE	24M, 3D	29M, 7D	5M,27D 37M, 1D
COMBINED	41	1M,27D	1M,17D	0M,14D 7M,19D	14M,15D	14M,15D	2M,26D 26M, 5D	2M, 0D	2M, 0D	1M,12D 2M,18D	28M,22D	29M,10D	5M,27D 37M, 1D
GLOUCESTER COUNTY													
JURY	2	1M,18D	1M,18D	1M, 7D 1M,29D	NO PRETRIAL			NO PRETRIAL			48M,24D	48M,24D	47M,16D 50M, 2D
NON JURY -----													
COMBINED	2	1M,18D	1M,18D	1M, 7D 1M,29D	NO PRETRIAL			NO PRETRIAL			48M,24D	48M,24D	47M,16D 50M, 2D

## SUPERIOR AND COUNTY COURTS - CIVIL CASES ON WHICH TRIAL COMMENCED DURING APRIL, 1978

COUNTY	NO OF CASES TRIED	PERIOD FROM COMPLAINT TO ANSWER			PERIOD FROM ANSWER TO PRETRIAL			PERIOD FROM PRETRIAL TO TRIAL			PERIOD FROM COMPLAINT TO TRIAL		
		MEAN	MEDIAN	RANGE	MEAN	MEDIAN	RANGE	MEAN	MEDIAN	RANGE	MEAN	MEDIAN	RANGE
HUDSON COUNTY													
JURY	32	2M, 27D	2M, 1D	0M, 12D 20M, 10D	6M, 5D	6M, 5D	*NONE	31M, 28D	31M, 28D	*NONE	28M, 0D	28M, 3D	5M, 18D 40M, 7D
NON-JURY	8	3M, 17D	2M, 1D	0M, 22D 9M, 20D	21M, 12D	21M, 12D	*NONE	8M, 13D	8M, 13D	*NONE	29M, 19D	28M, 22D	24M, 3D 39M, 23D
COMBINED	40	3M, 1D	2M, 1D	0M, 12D 20M, 10D	13M, 23D	13M, 23D	6M, 5D 21M, 12D	20M, 5D	20M, 5D	8M, 13D 31M, 28D	28M, 10D	28M, 3D	5M, 18D 40M, 7D
HUNTERDON COUNTY													
JURY	5	9M, 15D	5M, 6D	0M, 28D 27M, 2D	7M, 4D	7M, 4D	*NONE	34M, 14D	34M, 14D	*NONE	27M, 20D	32M, 12D	13M, 16D 42M, 16D
NON JURY							N O C A S E S						
COMBINED	5	9M, 15D	5M, 6D	0M, 28D 27M, 2D	7M, 4D	7M, 4D	*NONE	34M, 14D	34M, 14D	*NONE	27M, 20D	32M, 12D	13M, 16D 42M, 16D
MERCER COUNTY													
JURY	11	2M, 17D	0M, 29D	0M, 17D 12M, 2D	0M, 15D	0M, 15D	*NONE	0M, 19D	0M, 19D	*NONE	33M, 1D	36M, 3D	3M, 23D 37M, 13D
NON JURY							N O C A S E S						
COMBINED	11	2M, 17D	0M, 29D	0M, 17D 12M, 2D	0M, 15D	0M, 15D	*NONE	0M, 19D	0M, 19D	*NONE	33M, 1D	36M, 3D	3M, 23D 37M, 13D
MIDDLESEX COUNTY													
JURY	28	1M, 13D	1M, 4D	0M, 0D 5M, 5D	11M, 13D	13M, 4D	1M, 15D 16M, 9D	9M, 9D	10M, 10D	4M, 25D 13M, 9D	20M, 16D	20M, 13D	7M, 6D 30M, 10D
NON-JURY	8	3M, 25D	0M, 29D	0M, 0D 16M, 2D	6M, 28D	2M, 23D	1M, 0D 17M, 2D	4M, 6D	4M, 5D	3M, 21D 4M, 23D	15M, 24D	18M, 22D	6M, 17D 24M, 23D
COMBINED	36	1M, 29D	1M, 3D	0M, 0D 16M, 2D	9M, 23D	12M, 4D	1M, 0D 17M, 2D	7M, 12D	5M, 16D	3M, 21D 13M, 9D	19M, 15D	20M, 9D	6M, 17D 30M, 10D

SUPERIOR AND COUNTY COURTS - CIVIL CASES ON WHICH TRIAL COMMENCED DURING APRIL, 1978

COUNTY	NO OF CASES TRIED	PERIOD FROM COMPLAINT TO ANSWER			PERIOD FROM ANSWER TO PRETRIAL			PERIOD FROM PRETRIAL TO TRIAL			PERIOD FROM COMPLAINT TO TRIAL		
		MEAN	MEDIAN	RANGE	MEAN	MEDIAN	RANGE	MEAN	MEDIAN	RANGE	MEAN	MEDIAN	RANGE
MONMOUTH COUNTY													
JURY	29	1M,26D	1M,21D	0M,23D 4M,26D	20M, 1D	18M, 5D	13M,10D 28M,17D	9M,12D	9M,16D	3M, 4D 15M,16D	27M, 5D	26M, 2D	22M,26D 37M,28D
NON-JURY	6	1M,27D	1M,22D	0M,25D 3M, 3D	20M,29D	20M,29D	*NONE	6M,24D	6M,24D	*NONE	20M, 4D	24M,17D	6M,22D 29M, 4D
COMBINED	35	1M,26D	1M,21D	0M,23D 4M,26D	20M, 8D	19M,17D	13M,10D 28M,17D	8M,22D	8M, 5D	3M, 4D 15M,16D	25M,29D	25M,18D	6M,22D 37M,28D
MORRIS COUNTY													
JURY	15	3M, 3D	2M,14D	0M,23D 10M, 5D	N O	P R E T R I A L		N O	P R E T R I A L		18M,18D	18M,10D	8M,27D 26M,19D
NON-JURY	6	1M, 9D	0M,28D	0M,10D 3M, 6D	N O	P R E T R I A L		N O	P R E T R I A L		15M, 2D	14M,28D	7M, 8D 22M,21D
COMBINED	21	2M,18D	2M, 4D	0M,10D 10M, 5D	N O	P R E T R I A L		N O	P R E T R I A L		17M,18D	18M, 2D	7M, 8D 26M,19D
OCEAN COUNTY													
JURY	9	2M, 2D	1M,18D	0M,17D 5M, 7D	15M,10D	15M,10D	9M,21D 21M, 0D	16M,21D	16M,21D	6M, 4D 27M, 9D	29M,10D	27M,13D	24M,21D 41M, 2D
NON-JURY	3	0M,29D	0M,26D	0M,18D 1M,12D	N O	P R E T R I A L		N O	P R E T R I A L		23M,20D	21M,19D	11M,14D 37M,28D
COMBINED	12	1M,23D	1M, 6D	0M,17D 5M, 7D	15M,10D	15M,10D	9M,21D 21M, 0D	16M,21D	16M,21D	6M, 4D 27M, 9D	27M,28D	27M,11D	11M,14D 41M, 2D
PASSAIC COUNTY													
JURY	21	2M, 4D	1M,18D	0M,25D 6M,11D	4M,14D	4M,14D	*NONE	6M,21D	6M,21D	*NONE	19M, 3D	19M, 5D	12M,12D 25M,16D
NON-JURY	9	1M,19D	1M,11D	0M,24D 4M, 7D	N O	P R E T R I A L		N O	P R E T R I A L		12M,26D	14M,17D	2M,13D 20M,21D
COMBINED	30	1M,29D	1M,11D	0M,24D 6M,11D	4M,14D	4M,14D	*NONE	6M,21D	6M,21D	*NONE	17M, 7D	18M, 2D	2M,13D 25M,16D

## SUPERIOR AND COUNTY COURTS - CIVIL CASES ON WHICH TRIAL COMMENCED DURING APRIL, 1978

COUNTY	NO OF CASES TRIED	PERIOD FROM COMPLAINT TO ANSWER			PERIOD FROM ANSWER TO PRETRIAL			PERIOD FROM PRETRIAL TO TRIAL			PERIOD FROM COMPLAINT TO TRIAL		
		MEAN	MEDIAN	RANGE	MEAN	MEDIAN	RANGE	MEAN	MEDIAN	RANGE	MEAN	MEDIAN	RANGE
SALEM	COUNTY												
JURY		-----NO CASES-----											
NON-JURY	1	1M, 10D	1M, 10D	*NONE	NO	PRETRIAL		NO	PRETRIAL		10M, 16D	10M, 16D	*NONE
COMBINED	1	1M, 10D	1M, 10D	*NONE	NO	PRETRIAL		NO	PRETRIAL		10M, 16D	10M, 16D	*NONE
SOMERSET	COUNTY												
JURY	18	3M, 3D	2M, 4D	0M, 0D 19M, 29D	NO	PRETRIAL		NO	PRETRIAL		24M, 9D	23M, 25D	18M, 28D 39M, 17D
NON JURY		-----NO CASES-----											
COMBINED	18	3M, 3D	2M, 4D	0M, 0D 19M, 29D	NO	PRETRIAL		NO	PRETRIAL		24M, 9D	23M, 25D	18M, 28D 39M, 17D
SUSSEX	COUNTY												
JURY	3	1M, 5D	0M, 19D	0M, 13D 2M, 14D	NO	PRETRIAL		NO	PRETRIAL		23M, 0D	17M, 23D	16M, 29D 34M, 9D
NON-JURY	1	1M, 19D	1M, 19D	*NONE	NO	PRETRIAL		NO	PRETRIAL		14M, 2D	14M, 2D	*NONE
COMBINED	4	1M, 9D	1M, 4D	0M, 13D 2M, 14D	NO	PRETRIAL		NO	PRETRIAL		20M, 23D	17M, 11D	14M, 2D 34M, 9D
UNION	COUNTY												
JURY	27	2M, 9D	2M, 0D	1M, 0D 5M, 24D	19M, 7D	19M, 7D	15M, 15D 23M, 0D	8M, 14D	8M, 14D	4M, 3D 12M, 25D	22M, 25D	22M, 0D	13M, 26D 38M, 2D
NON-JURY	9	2M, 12D	1M, 15D	0M, 21D 10M, 17D	NO	PRETRIAL		NO	PRETRIAL		24M, 11D	21M, 8D	17M, 26D 38M, 6D
COMBINED	36	2M, 10D	1M, 25D	0M, 21D 10M, 17D	19M, 7D	19M, 7D	15M, 15D 23M, 0D	8M, 14D	8M, 14D	4M, 3D 12M, 25D	23M, 7D	21M, 17D	13M, 26D 38M, 6D

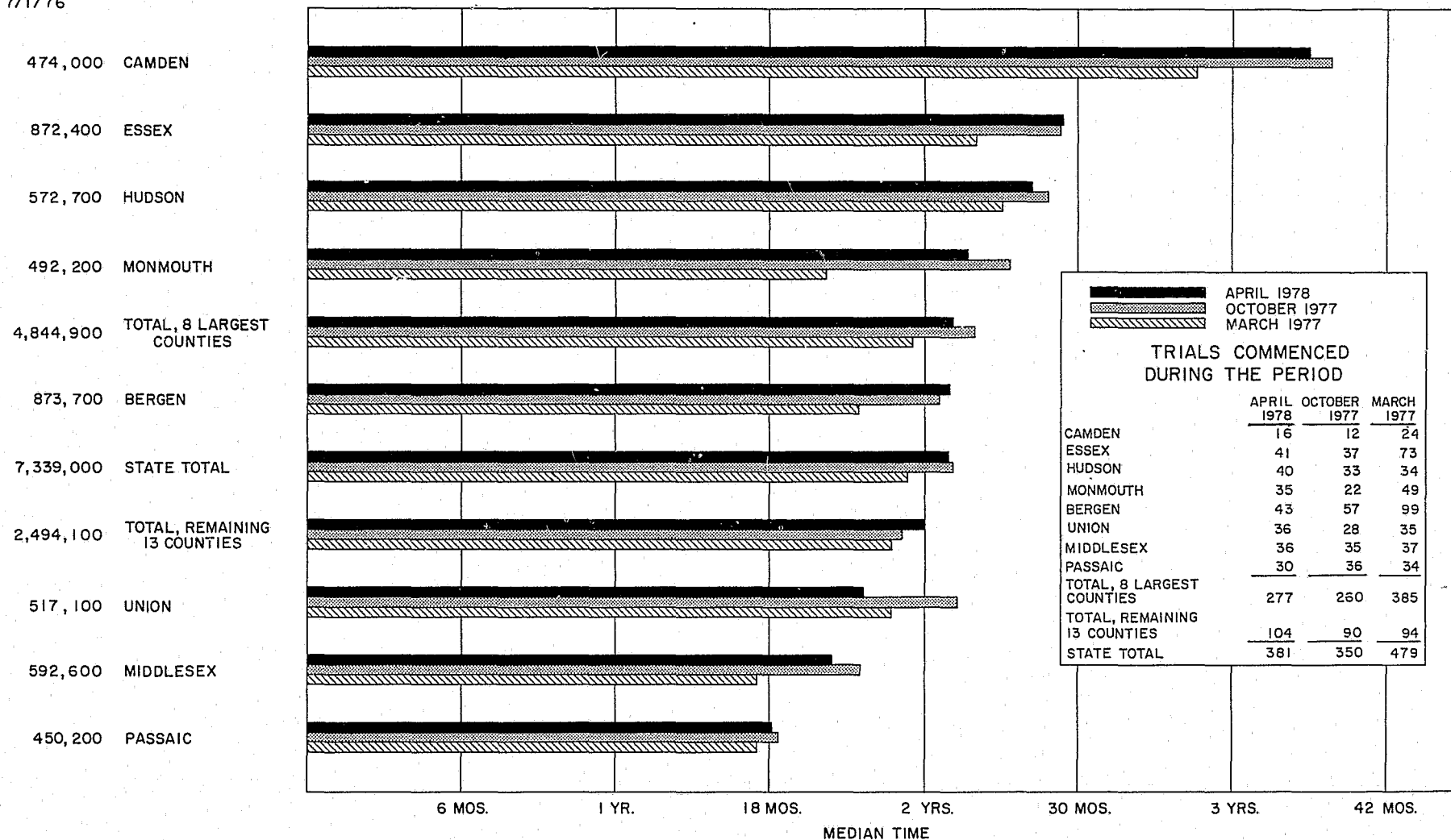


SUPERIOR AND COUNTY COURTS - CIVIL CASES ON WHICH TRIAL COMMENCED DURING APRIL, 1978

COUNTY	NO OF CASES TRIED	PERIOD FROM COMPLAINT TO ANSWER			PERIOD FROM ANSWER TO PRETRIAL			PERIOD FROM PRETRIAL TO TRIAL			PERIOD FROM COMPLAINT TO TRIAL		
		MEAN	MEDIAN	RANGE	MEAN	MEDIAN	RANGE	MEAN	MEDIAN	RANGE	MEAN	MEDIAN	RANGE
WARREN COUNTY													
8 LARGEST COUNTIES 1/													
JURY	213	2M, 6D	1M, 21D	0M, 0D 20M, 10D	16M, 26D	14M, 7D	1M, 15D 51M, 15D	10M, 3D	8M, 3D	1M, 12D 31M, 28D	26M, 4D	25M, 27D	5M, 18D 56M, 12D
NON-JURY	64	2M, 13D	1M, 7D	0M, 0D 16M, 2D	8M, 23D	3M, 11D	1M, 0D 21M, 12D	7M, 3D	4M, 23D	0M, 23D 31M, 6D	21M, 12D	21M, 7D	2M, 13D 40M, 7D
COMBINED	277	2M, 7D	1M, 20D	0M, 0D 20M, 10D	13M, 17D	13M, 9D	1M, 0D 51M, 15D	8M, 27D	6M, 21D	0M, 23D 31M, 28D	25M, 1D	25M, 2D	2M, 13D 56M, 12D
13 REMAINING COUNTIES													
JURY	84	2M, 28D	1M, 27D	0M, 0D 27M, 2D	10M, 25D	9M, 21D	0M, 15D 21M, 0D	14M, 13D	6M, 4D	0M, 19D 34M, 14D	26M, 0D	24M, 11D	3M, 23D 50M, 2D
NON-JURY	20	1M, 17D	1M, 3D	0M, 0D 6M, 10D	NO PRETRIAL			NO PRETRIAL			21M, 20D	21M, 25D	7M, 8D 37M, 28D
COMBINED	104	2M, 20D	1M, 15D	0M, 0D 27M, 2D	10M, 25D	9M, 21D	0M, 15D 21M, 0D	14M, 13D	6M, 4D	0M, 19D 34M, 14D	25M, 5D	23M, 29D	3M, 23D 50M, 2D
STATE TOTAL													
JURY	297	2M, 12D	1M, 22D	0M, 0D 27M, 2D	15M, 13D	13M, 10D	0M, 15D 51M, 15D	11M, 4D	6M, 21D	0M, 19D 34M, 14D	26M, 3D	25M, 6D	3M, 23D 56M, 12D
NON-JURY	84	2M, 7D	1M, 7D	0M, 0D 16M, 2D	8M, 23D	3M, 11D	1M, 0D 21M, 12D	7M, 3D	4M, 23D	0M, 23D 31M, 6D	21M, 14D	21M, 7D	2M, 13D 40M, 7D
COMBINED	381	2M, 11D	1M, 19D	0M, 0D 27M, 2D	13M, 4D	13M, 6D	0M, 15D 51M, 15D	9M, 23D	6M, 14D	0M, 19D 34M, 14D	25M, 2D	24M, 25D	2M, 13D 56M, 12D
1/ As to population, 1970 U.S. Census: Bergen, Camden, Essex, Hudson, Middlesex, Monmouth, Passaic, Union. Also coincides with estimated population, 7/1/76, official State estimates by Office of Business Economics, N. J. Department of Labor & Industry. (Provisional estimates published and certified March 9, 1978.) Note: When "NONE" is used in place of the range, there is either a single case (time interval) in that category or 2 or more cases with the same time interval.													

SUPERIOR AND COUNTY COURTS CIVIL TRIALS COMMENCED DURING APRIL 1978,  
OCTOBER 1977, AND MARCH 1977 MEDIAN TIME FROM DATE OF COMPLAINT TO  
COMMENCEMENT OF TRIAL, 8 LARGEST COUNTIES (OVER 450,000 POP. )  
AND COMBINED DATA ON REMAINING 13 COUNTIES

ESTIMATED  
POPULATION \*  
7/1/76

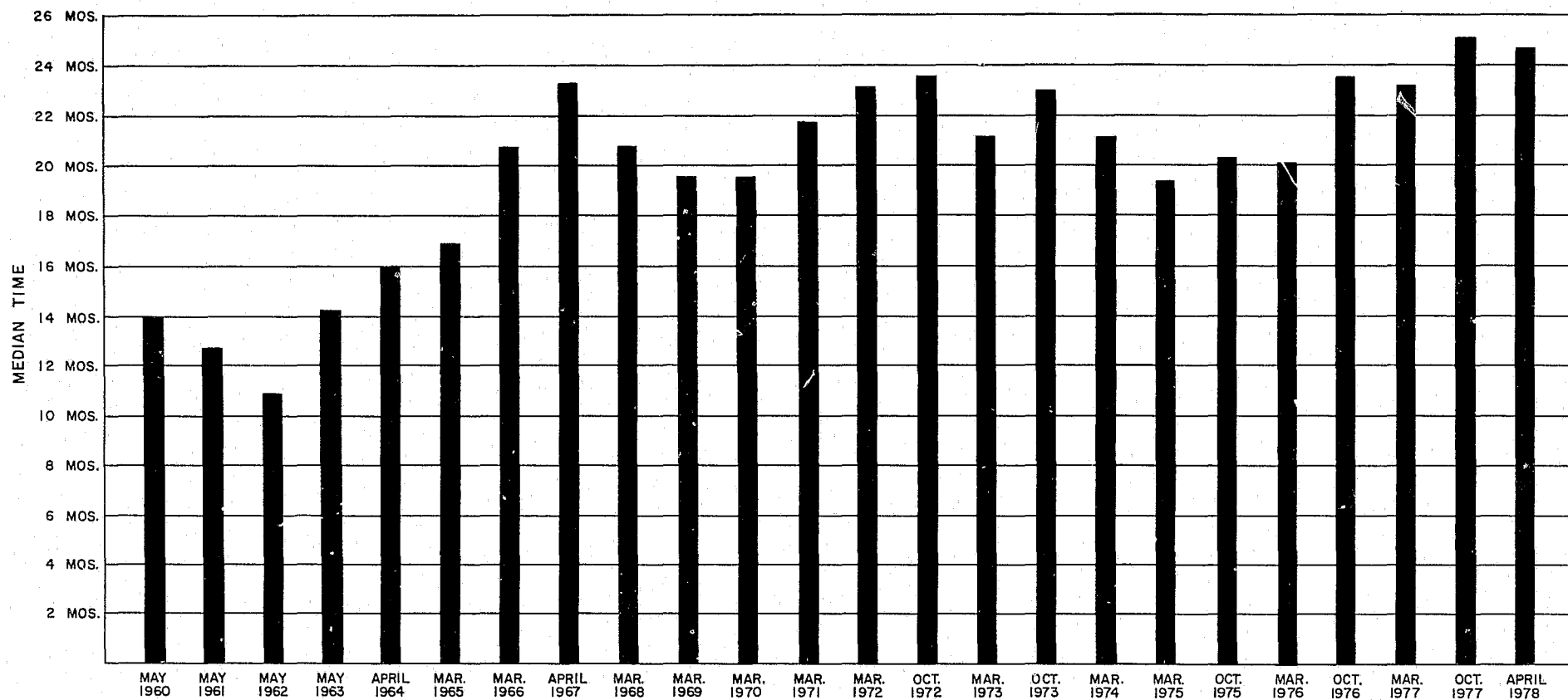


	APRIL 1978	OCTOBER 1977	MARCH 1977
CAMDEN	16	12	24
ESSEX	41	37	73
HUDSON	40	33	34
MONMOUTH	35	22	49
BERGEN	43	57	99
UNION	36	28	35
MIDDLESEX	36	35	37
PASSAIC	30	36	34
TOTAL, 8 LARGEST COUNTIES	277	260	385
TOTAL, REMAINING 13 COUNTIES	104	90	94
STATE TOTAL	381	350	479

\* OFFICIAL STATE ESTIMATES PREPARED BY THE OFFICE OF BUSINESS ECONOMICS, N. J. DEPARTMENT OF LABOR & INDUSTRY, (PROVISIONAL ESTIMATES PUBLISHED AND CERTIFIED MARCH 9, 1978).

NOTE: STATE ESTIMATES ARE SHOWN TO NEAREST THOUSAND, COUNTY ESTIMATES TO NEAREST HUNDRED.

SUPERIOR AND COUNTY COURTS CIVIL TRIALS COMMENCED  
 MEDIAN TIME FROM DATE OF COMPLAINT TO COMMENCEMENT OF TRIAL  
 SELECTED MONTHS FROM 1960 TO 1978



MONTH OF TIME INTERVAL STUDY

LAW DIVISION OF SUPERIOR AND COUNTY COURTS  
COMBINED CIVIL LIST - -AUTO NEGLIGENCE TRIALS COMMENCED DURING APRIL 1978 AND OCTOBER 1977  
PERIOD FROM COMPLAINT TO TRIAL

SUMMARY OF TIME INTERVAL STUDIES AND COMPARISON OF TOTALS WITH MARCH 1977 STUDY

COUNTY	DATE OF STUDY	TOTAL AUTO NEGLIGENCE TRIALS COMMENCED				PERSONAL INJURY				NO PERSONAL INJURY			
		TOTAL NO. OF TRIALS	MEAN	MEDIAN	RANGE	TOTAL NO. OF TRIALS	MEAN	MEDIAN	RANGE	TOTAL NO. OF TRIALS	MEAN	MEDIAN	RANGE
8 LARGEST COUNTIES**													
JURY	4/78	98	26M 13D	25M 21D	14M 23D- 47M 0D	95	26M 13D	25M 27D	14M 23D- 47M 0D	3	26M 7D	24M 18D	23M 16D- 30M 16D
	10/77	87	26M 21D	25M 15D	10M 25D- 56M 12D	85	26M 21D	25M 15D	10M 25D- 56M 12D	2	25M 27D	25M 27D	24M 5D- 27M 19D
NON-JURY	4/78	6	30M 25D	32M 12D	20M 3D- 38M 6D	5	32M 29D	36M 8D	24M 23D- 38M 6D	1	20M 3D	20M 3D	*NONE
	10/77	5	31M 9D	34M 22D	6M 26D- 44M 12D	5	31M 9D	34M 22D	6M 26D- 44M 12D	0	- - - NO	CASES -	- - - -
COMBINED	4/78	104	26M 20D	25M 28D	14M 23D- 47M 0D	100	26M 23D	26M 0D	14M 23D- 47M 0D	4	24M 21D	24M 2D	20M 3D- 30M 16D
	10/77	92	26M 28D	26M 0D	6M 26D- 56M 12D	90	26M 29D	26M 0D	6M 26D- 56M 12D	2	25M 27D	25M 27D	24M 5D- 27M 19D
13 REMAINING COUNTIES													
JURY	4/78	33	25M 12D	23M 22D	8M 27D- 44M 4D	32	25M 11D	23M 7D	8M 27D- 44M 4D	1	26M 15D	26M 15D	*NONE
	10/77	29	30M 20D	25M 22D	2M 16D- 110M 2D	25	31M 29D	25M 22D	2M 16D- 110M 2D	4	22M 16D	22M 20D	13M 7D- 31M 15D
NON-JURY	4/78	1	11M 14D	11M 14D	*NONE	1	11M 14D	11M 14D	*NONE	0	- - -NO	CASES -	- - - -
	10/77	2	16M 29D	16M 29D	16M 15D- 17M 14D	2	16M 29D	16M 29D	16M 15D- 17M 14D	0	- - - NO	CASES -	- - - -
COMBINED	4/78	34	24M 29D	23M 7D	8M 27D- 44M 4D	33	24M 28D	22M 22D	8M 27D- 44M 4D	1	26M 15D	26M 15D	*NONE
	10/77	31	29M 24D	25M 7D	2M 16D- 110M 2D	27	30M 26D	25M 7D	2M 16D- 110M 2D	4	22M 16D	22M 20D	13M 7D- 31M 15D
STATE TOTALS													
JURY	4/78	131	26M 5D	25M 3D	8M 27D- 47M 0D	127	26M 5D	25M 3D	8M 27D- 47M 0D	4	26M 9D	25M 16D	23M 16D- 30M 16D
	10/77	116	27M 21D	25M 18D	2M 16D- 110M 2D	110	27M 27D	25M 18D	2M 16D- 110M 2D	6	23M 19D	25M 27D	13M 7D- 31M 15D
	3/77	165	25m 5d	24m 17d	7m 12d- 83m 23d	165	25m 5d	24m 17d	7m 12d- 83m 23d	0	- - - No	Cases -	- - - -
NON-JURY	4/78	7	28M 2D	28M 17D	11M 14D- 38M 6D	6	29M 11D	32M 12D	11M 14D- 38M 6D	1	20M 3D	20M 3D	*NONE
	10/77	7	27M 6D	33M 4D	6M 26D- 44M 12D	7	27M 6D	33M 4D	6M 26D- 44M 12D	0	- - - NO	CASES -	- - - -
	3/77	6	19m 15d	21m 0d	11m 22d- 22m 23d	4	18m 10d	19m 12d	11m 22d- 22m 23d	2	21m 24d	21m 24d	* None
COMBINED	4/78	138	26M 8D	25M 4D	8M 27D- 47M 0D	133	26M 9D	25M 6D	8M 27D- 47M 0D	5	25M 2D	24M 18D	20M 3D- 30M 16D
	10/77	123	27M 20D	25M 22D	2M 16D- 110M 2D	117	27M 26D	25M 22D	2M 16D- 110M 2D	6	23M 19D	25M 27D	13M 7D- 31M 15D
	3/77	171	24m 29d	24m 7d	7m 12d- 83m 23d	169	25m 0d	24m 8d	7m 12d- 83m 23d	2	21m 24d	21m 24d	* None

\* WHEN "NONE" IS USED IN PLACE OF THE RANGE, THERE IS EITHER A SINGLE CASE (TIME INTERVAL) IN THAT CATEGORY OR TWO OR MORE CASES WITH THE SAME TIME INTERVAL.

\*\* AS TO POPULATION, 1970 U.S. CENSUS: BERGEN, CAMDEN, ESSEX, HUDSON, MIDDLESEX, MONMOUTH, PASSAIC, UNION. ALSO COINCIDES WITH ESTIMATED POPULATION, 7/1/76, OFFICIAL STATE ESTIMATES BY OFFICE OF BUSINESS ECONOMICS, N.J. DEPARTMENT OF LABOR & INDUSTRY. (PROVISIONAL ESTIMATES PUBLISHED AND CERTIFIED MARCH 9, 1978.)

LAW DIVISION OF SUPERIOR AND COUNTY COURTS  
 COMBINED CIVIL LIST--TORT TRIALS OTHER THAN AUTO NEGLIGENCE COMMENCED DURING APRIL 1978 AND OCTOBER 1977  
 PERIOD FROM COMPLAINT TO TRIAL  
 SUMMARY OF TIME INTERVAL STUDIES AND COMPARISON OF TOTALS WITH MARCH 1977 STUDY

COUNTY	DATE OF STUDY	TOTAL TORT TRIALS OTHER THAN AUTO NEGLIGENCE COMMENCED				PERSONAL INJURY				NO PERSONAL INJURY			
		Total No. of Trials	Mean	Median	Range	Total No. of Trials	Mean	Median	Range	Total No. of Trials	Mean	Median	Range
<u>8 Largest Counties **</u>	4/78	115	25m 26d	26m 0d	5m 18d-56m 12d	77	26m 29d	26m 26d	13m 26d-48m 14d	38	23m 19d	24m 28d	5m 18d-56m 12d
Jury	10/77	112	27m 1d	26m 28d	6m 6d-75m 17d	76	27m 1d	28m 0d	6m 6d-44m 25d	36	27m 0d	25m 8d	7m 3d-75m 17d
Non-Jury	4/78	58	20m 12d	20m 21d	2m 13d-40m 7d	5	19m 12d	19m 23d	17m 22d-21m 26d	53	20m 15d	21m 7d	2m 13d-40m 7d
	10/77	56	22m 22d	22m 8d	3m 4d-53m 15d	1	21m 5d	21m 5d	* None	55	22m 22d	22m 10d	3m 4d-53m 15d
Combined	4/78	173	24m 1d	24m 21d	2m 13d-56m 12d	82	26m 15d	26m 14d	13m 26d-48m 14d	91	21m 24d	21m 28d	2m 13d-56m 12d
	10/77	168	25m 18d	25m 23d	3m 4d-75m 17d	77	26m 29d	28m 0d	6m 6d-44m 25d	91	24m 13d	23m 17d	3m 4d-75m 17d
<u>13 Remaining Counties</u>	4/78	51	26m 12d	24m 21d	3m 23d-50m 2d	29	28m 21d	26m 19d	16m 29d-50m 2d	22	23m 12d	23m 10d	3m 23d-40m 26d
Jury	10/77	40	24m 15d	23m 4d	4m 6d-60m 0d	18	26m 29d	24m 17d	4m 6d-60m 0d	22	22m 15d	20m 24d	4m 19d-54m 14d
Non-Jury	4/78	19	22m 6d	22m 2d	7m 8d-37m 28d	0	- - - -	no cases	- - - -	19	22m 6d	22m 2d	7m 8d-37m 28d
	10/77	19	13m 8d	11m 22d	0m 26d-27d-2d	0	- - - -	No Cases	- - - -	19	13m 8d	11m 22d	0m 27d-2d
Combined	4/78	70	25m 8d	24m 8d	3m 23d-50m 2d	29	28m 21d	26m 19d	16m 29d-50m 2d	41	22m 25d	22m 21d	3m 23d-40m 26d
	10/77	59	20m 27d	20m 1d	0m 27d-60m 0d	18	26m 29d	24m 17d	4m 6d-60m 0d	41	18m 7d	18m 13d	0m 27d-54m 14d
<u>State Total</u>	4/78	166	26m 1d	25m 10d	3m 23d-56m 12d	106	27m 13d	26m 25d	13m 26d-50m 2d	60	23m 16d	24m 8d	3m 23d-56m 12d
Jury	10/77	152	26m 11d	26m 3d	4m 6d-75m 17d	94	27m 0d	27m 2d	4m 6d-60m 0d	58	25m 9d	24m 8d	4m 19d-75m 17d
	3/77	184	25m 5d	24m 18d	8m 29d-79m 20d	104	25m 18d	25m 13d	13m 0d-79m 20d	80	24m 19d	22m 3d	8m 29d-59m 11d
Non-Jury	4/78	77	20m 26d	21m 7d	2m 13d-40m 7d	5	19m 12d	19m 23d	17m 22d-21m 26d	72	20m 29d	21m 7d	2m 13d-40m 7d
	10/77	75	20m 10d	19m 16d	0m 27d-53m 15d	1	21m 5d	21m 5d	* None	74	20m 9d	19m 14d	0m 27d-53m 15d
	3/77	124	19m 20d	19m 1d	0m 22d-46m 20d	7	20m 26d	18m 5d	11m 29d-38m 14d	117	19m 18d	19m 8d	0m 22d-46m 29d
Combined	4/78	243	24m 12d	24m 18d	2m 13d-56m 12d	111	27m 3d	26m 19d	13m 26d-50m 2d	132	22m 4d	22m 5d	2m 13d-56m 12d
	10/77	227	24m 11d	24m 7d	0m 27d-75m 17d	95	26m 29d	26m 28d	4m 6d-60m 0d	132	22m 15d	22m 10d	0m 27d-75m 17d
	3/77	308	22m 29d	22m 18d	0m 22d-79m 20d	111	25m 9d	25m 0d	11m 29d-79m 20d	197	21m 19d	21m 2d	0m 22d-59m 11d

\* When "\*\*None" is used in place of the range there is either a single case (time interval) in that category or two or more cases with the same time interval.

\*\* As to population, 1970 U.S. Census: Bergen, Camden, Essex, Hudson, Middlesex, Monmouth, Passaic, Union. Also coincides with estimated population, 7/1/76, official State estimates by Office of Business Economics, N.J. Department of Labor & Industry. (Provisional estimates published and certified March 9, 1978.)

PROCEEDINGS IN THE SUPERIOR AND COUNTY COURTS

CRIMINAL

FROM SEPTEMBER 1, 1977 TO AUGUST 31, 1978

COUNTY	TRIALS CONCLUDED			DURATION OF TRIALS CONCLUDED				MOTIONS				EXTRA- DITION HEARINGS	PLEAS TAKEN	PROB. VIOL. HRGS.	MUN. CRT. APPLS.	SENT. IMPD.	BENCH HOURS	BENCH HOURS 1 YEAR AGO
	TOTAL	NON- JURY	JURY	< 1 DAY	1-3 DAYS	3-5 DAYS	> 5 DAYS	CON- TESTED	UNCON- TESTED	PRF- TRIAL	CON- TEMPT							
ATLANTIC	68	16	52	27	26	7	8	736	364	1	0	25	1,793	1	156	819	1,995.9	1,847.0
BERGEN	241	73	168	63	132	29	17	1,838	283	39	3	35	1,549	252	169	1,724	6,818.2	6,533.7
BURLINGTON	93	22	71	43	39	2	9	846	1,406	11	3	71	1,906	130	150	1,285	1,855.8	1,942.5
CAMDEN	205	84	121	85	75	34	11	1,448	1,386	44	419	44	4,039	331	134	1,426	5,537.3	6,060.5
CAPE MAY	14	2	12	2	4	4	4	219	273	0	0	12	665	64	40	363	710.5	629.6
CUMBERLAND	80	7	73	32	33	15	0	293	490	4	0	3	1,275	13	56	676	1,180.1	1,226.5
ESSEX	691	108	583	190	403	69	29	2,402	419	169	9	130	11,461	928	203	3,140	13,302.4	15,110.9
GLOUCESTER	36	19	17	22	8	3	3	424	505	0	3	19	844	25	49	339	1,046.5	1,184.6
HUDSON	248	35	213	52	106	56	34	847	2,434	322	1	105	1,009	115	59	1,107	7,856.8	8,763.9
HUNTERDON	13	3	10	5	6	0	2	237	12	0	10	74	275	35	8	133	465.9	357.5
MERCER	84	8	76	15	50	11	8	1,526	3,023	2	1	19	2,240	4	107	1,089	2,266.6	2,776.8
MIDDLESEX	210	18	192	44	113	31	22	1,987	1,672	125	4	64	2,250	180	203	1,466	6,092.8	6,067.0
MONMOUTH	306	59	247	142	147	12	5	829	251	1	4	7	2,494	274	387	2,618	3,975.9	4,653.6
MORRIS	98	21	77	40	34	12	12	567	504	3	0	15	439	113	141	518	2,308.1	2,003.9
OCEAN	118	8	110	69	39	6	4	412	170	0	2	36	695	122	116	496	1,639.0	1,510.8
PASSAIC	426	19	407	92	281	44	9	1,011	526	342	7	15	900	291	111	1,114	7,682.4	7,538.0
SALEM	61	15	46	40	17	3	1	138	172	20	0	4	509	10	20	306	788.7	631.6
SOMERSET	73	8	65	21	37	10	5	388	367	3	2	3	406	25	91	285	1,269.1	1,253.1
SUSSEX	23	2	21	7	11	3	2	146	5	0	14	9	354	6	37	150	614.6	525.8
UNION	231	35	196	52	107	55	17	1,264	867	133	3	20	2,335	330	119	1,868	7,049.3	6,902.8
WARREN	27	3	24	12	9	3	3	84	243	7	0	16	365	5	31	130	578.3	502.5

\*\*\*\*\*

STATE	3,346	565	2,781	1,055	1,677	409	205	17,642	15,372	1,226	485	726	37,803	3,254	2,387	21,052	75,034.2	--
-------	-------	-----	-------	-------	-------	-----	-----	--------	--------	-------	-----	-----	--------	-------	-------	--------	----------	----

\*\*\*\*\*

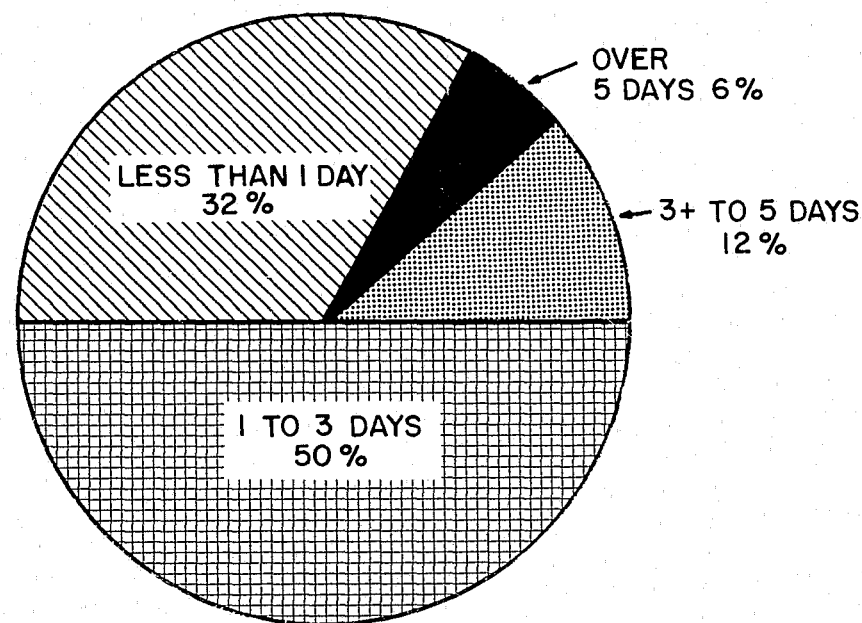
TOTAL 1 YEAR AGO	3,842	751	3,091	1,343	1,862	428	209	16,535	16,954	980	122	822	41,716	2,903	2,915	22,996	--	78,022.6
---------------------	-------	-----	-------	-------	-------	-----	-----	--------	--------	-----	-----	-----	--------	-------	-------	--------	----	----------

\*\*\*\*\*

Source: Weekly Reports of the Judges

LAW DIVISION OF THE SUPERIOR AND COUNTY COURTS  
DURATION OF CRIMINAL TRIALS CONCLUDED  
SEPTEMBER 1, 1977 TO AUGUST 31, 1978

COUNTY	TOTAL CRIMINAL TRIALS	DURATION OF TRIALS CONCLUDED			
		LESS THAN 1 DAY	1 TO 3 DAYS	3+ TO 5 DAYS	OVER 5 DAYS
ATLANTIC	68	40 %	38 %	10 %	12 %
BERGEN	241	26 %	55 %	12 %	7 %
BURLINGTON	93	46 %	42 %	2 %	10 %
CAMDEN	205	41 %	37 %	17 %	5 %
CAPE MAY	14	13 %	29 %	29 %	29 %
CUMBERLAND	80	40 %	41 %	19 %	0 %
ESSEX	691	28 %	58 %	10 %	4 %
GLOUCESTER	36	61 %	23 %	8 %	8 %
HUDSON	248	21 %	43 %	22 %	14 %
HUNTERDON	13	39 %	46 %	0 %	15 %
MERCER	84	18 %	60 %	13 %	9 %
MIDDLESEX	210	21 %	54 %	15 %	10 %
MONMOUTH	306	46 %	48 %	4 %	2 %
MORRIS	98	41 %	35 %	12 %	12 %
OCEAN	118	59 %	33 %	5 %	3 %
PASSAIC	426	22 %	66 %	10 %	2 %
SALEM	61	65 %	28 %	5 %	2 %
SOMERSET	73	29 %	50 %	14 %	7 %
SUSSEX	23	30 %	48 %	13 %	9 %
UNION	231	23 %	46 %	24 %	7 %
WARREN	27	45 %	33 %	11 %	11 %
TOTAL	3,346	32 %	50 %	12 %	6 %
TOTAL 1 YEAR AGO	3,842	35 %	49 %	11 %	5 %



STATE TOTALS, 1977 - 78

## LAW DIVISIONS OF THE SUPERIOR AND COUNTY COURTS

## DISPOSITION OF INDICTMENTS AND ACCUSATIONS

September 1, 1977 to August 31, 1978

County	Indictments and Accusations Pending Plea or Trial at Beginning of Period	Filed During This Period	Prev. Reported as Disposed of, But Reopened This Period	Reopened After Conditional Discharge N.J.S.A. 24:21-27(a)(2)	Total NEW Filings (Including Reopened)	Indictments and Accusations Closed During Period by:							Total Pending Plea or Trial at End of Period					
						Jury Trial 1/		Non-Jury Trial 2/		Plea	Dismissal	Total	Active	Suspended Dispositions (Narcotics) N.J.S.A. 24:21-27(a)(1)	POSTPONED Further Proceedings Under Pretrial Intervention Program, R.3:28	UNTRIABLE (Warrant Outstanding or parties not available for trial)	3/ Inactive	Total
						Partially Tried	Tried to Completion	Partially Tried	Tried to Completion									
Atlantic	797	691	0	0	691	3	34	0	0	426	245	708	325	97	27	0	331	780
Bergen	1,386	1,608	4	5	1,617	3	50	61	42	990	286	1,432	1,049	165	51	2	304	1,571
Burlington	1,299	1,003	1	1	1,005	20	87	13	14	835	291	1,260	821	8	26	0	189	1,044
Camden	3,248	2,285	20	0	2,305	7	93	15	50	1,006	988	2,159	2,077	40	93	1,056	128	3,394
Cape May	558	556	4	0	560	1	15	0	1	327	157	501	386	0	21	126	84	617
Cumberland	* 878	770	8	1	779	52	43	1	6	556	276	934	271	0	28	406	18	723
Essex	5,705	4,873	37	0	4,910	45	456	1	69	1,549	1,618	3,738	3,546	31	617	2,385	298	6,877
Gloucester	1,562	493	7	0	500	5	10	20	1	180	221	437	1,217	42	36	87	243	1,625
Hudson	* 2,483	1,325	10	4	1,339	51	154	5	25	699	241	1,175	1,656	2	29	724	236	2,647
Hunterdon	406	370	2	0	372	4	6	0	1	96	139	246	365	26	58	3	80	532
Mercer	1,567	1,089	14	1	1,104	6	56	0	3	719	430	1,214	826	14	81	94	442	1,457
Middlesex	* 2,507	1,611	1	0	1,612	17	108	3	12	998	581	1,719	1,322	70	48	0	960	2,400
Monmouth	1,496	1,745	12	2	1,759	48	187	1	45	997	273	1,551	1,319	0	21	0	364	1,704
Morris	* 724	798	2	0	800	3	63	0	10	335	371	782	313	100	106	65	158	742
Ocean	631	655	30	0	685	15	80	0	9	319	295	718	491	21	56	0	30	598
Passaic	* 1,683	1,537	20	34	1,591	20	341	1	13	724	290	1,389	708	34	116	114	913	1,885
Salem	646	428	11	1	440	2	40	2	11	336	129	520	267	39	52	110	98	566
Somerset	363	336	15	37	388	3	50	1	3	214	190	461	184	1	27	0	78	290
Sussex	278	207	2	0	209	5	13	0	0	129	87	234	140	4	5	57	47	253
Union	* 1,424	1,345	28	0	1,373	12	139	1	21	834	461	1,468	598	45	40	13	633	1,329
Warren	306	272	0	0	272	0	13	0	1	150	116	280	215	17	0	0	66	298
TOTAL	* 29,947	23,997	228	86	24,311	322	2,038	125	337	12,419	7,685	22,926	18,096	756	1,538	5,242	5,700	31,332
TOTAL 1 YEAR AGO	28,724	25,312	346	90	25,748	340	2,211	225	453	14,002	7,417	24,648	17,807	756	997	4,381	5,883	29,824**

1/ An indictment is considered disposed of by jury trial if the drawing of the jury is started, even if thereafter the defendant pleads or the case is dismissed.

2/ An indictment is considered disposed of by non-jury trial if the opening is started or, if the opening is waived, the first witness is sworn.

3/ Inactive cases are those so marked by order of the court as untriable for reasons beyond the control of the court or prosecutor; included are fugitives, John Does, defendants incarcerated in another state, etc.

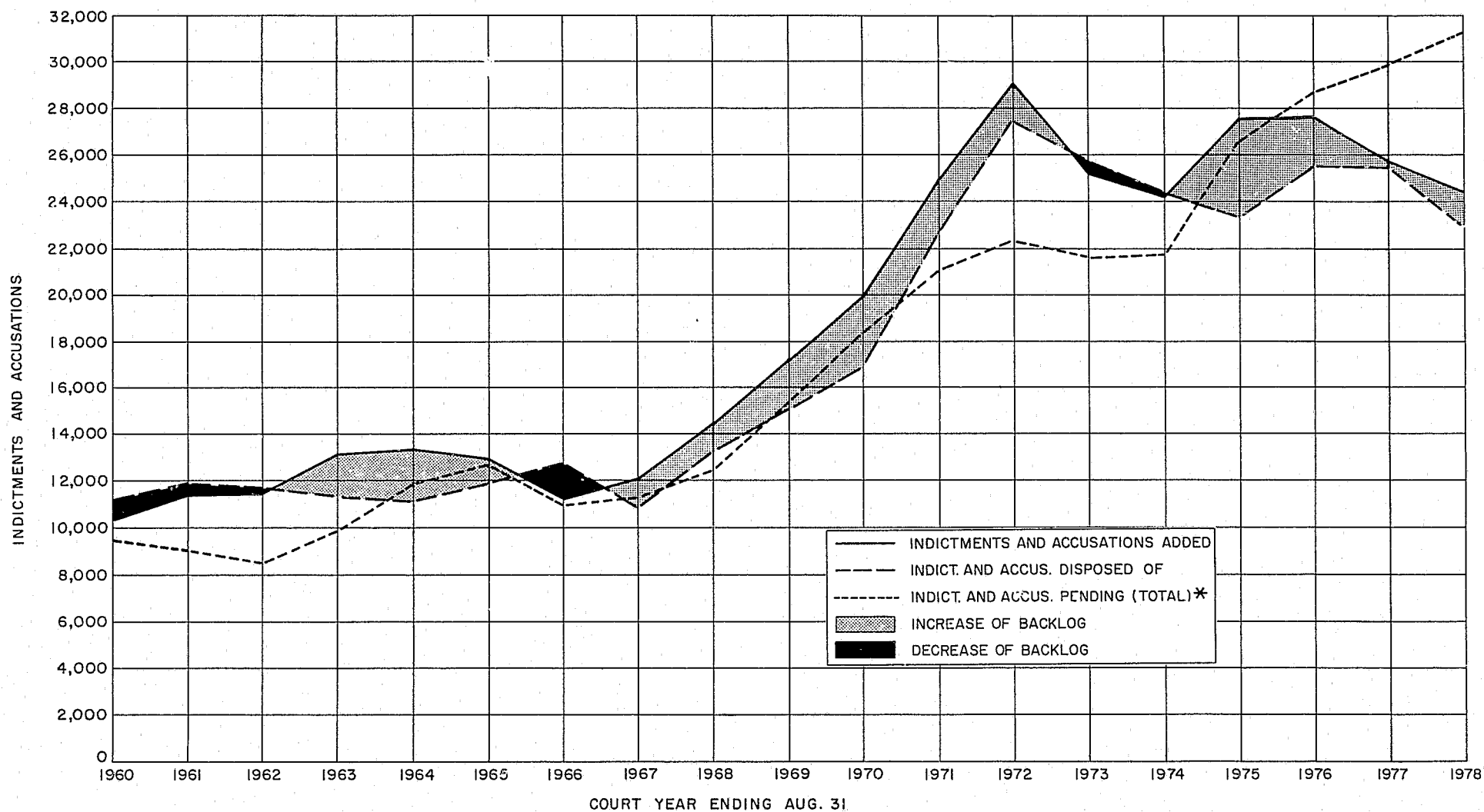
\* Data differs from cases pending August 31, 1977 as reported in the 1976-77 Annual Report, because of recounts by the counties resulting from their periodic physical inventories and the discovery of other reporting errors by the counties during the course of the year.

\*\* As reported in the 1976-77 Annual Report. Subsequent recounts amounted to +123 cases pending as of 8/31/77.

SOURCE: Monthly Reports of the County Clerks.



LAW DIVISIONS OF THE SUPERIOR AND COUNTY COURTS CRIMINAL CASES  
(INDICTMENTS AND ACCUSATIONS)



\* AS REPORTED IN ANNUAL REPORTS FOR EACH COURT YEAR. NOT CHANGED FOR "RECOUNTS" AS A RESULT OF PHYSICAL INVENTORIES IN THE COUNTIES.

NOTE: COMPARABLE DATA FOR PRIOR YEARS NOT AVAILABLE.

NOTE: EFFECTIVE APRIL 1967, AN INDICTMENT OR ACCUSATION IS REPORTED AS DISPOSED OF EVEN THROUGH SENTENCE IS PENDING.

LAW DIVISION OF THE SUPERIOR AND COUNTY COURTS  
OUTCOMES OF INDICTMENTS AND ACCUSATIONS DISPOSED OF  
September 1, 1977 to August 31, 1978

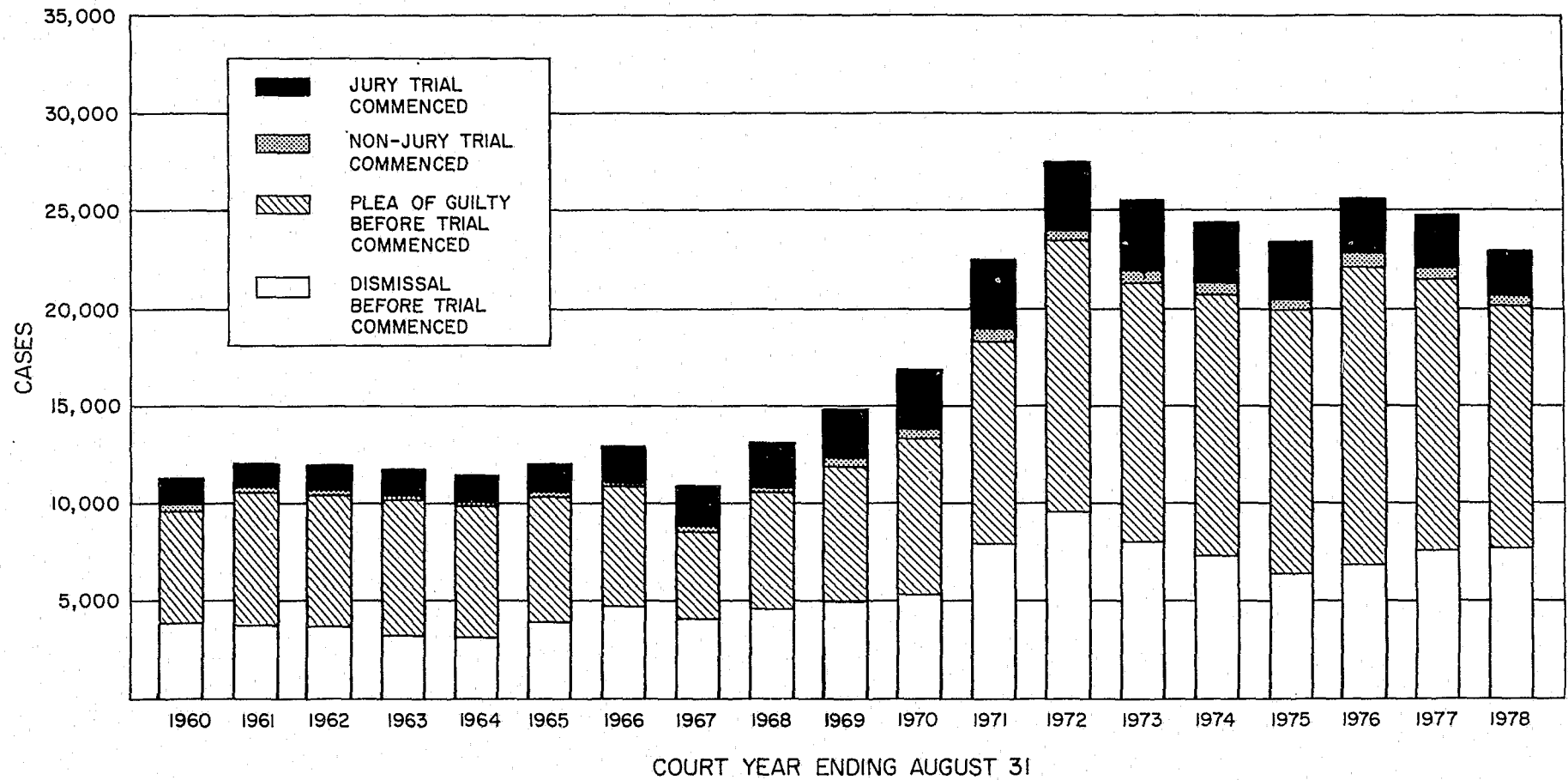
County	Jury Trials 1/										Non-Jury Trials 2/						Without Trial (Before Trial Commenced)		Total Indictments and Accusations Disposed of												
	Partially Tried					Tried to Completion					Partially Tried			Tried to Completion			By Plea	Guilty or Non Vult	Conditional Discharges N.J.S.A. 24:21-27(a)(2)	Dismissals	Convictions		Acquittals		Pleas of Guilty or Non Vult		Dismissals		Conditional Discharges N.J.S.A. 24:21-27(a)(2)		TOTAL
	Acquittals	Pleas of Guilty or Non Vult	Dismissals	Conditional Discharges N.J.S.A. 24:21-27(a)(2)	Convictions	Acquittals	Conditional Discharges N.J.S.A. 24:21-27(a)(2)	Convictions	Acquittals	Conditional Discharges N.J.S.A. 24:21-27(a)(2)	Convictions	Acquittals	Conditional Discharges N.J.S.A. 24:21-27(a)(2)	Convictions																	
	#	%	#	%	#	%	#	%	#	%	#	%	#	%	#	%	#	%	#	%	#	%	#	%	#	%	#	%	#	%	
Atlantic	0	3	0	0	19	15	0	0	0	0	0	0	0	0	426	0	245	19	2.7%	15	2.1%	429	60.6%	245	34.6%	0	0.0%			708	
Bergen	3	0	0	0	49	1	0	58	3	0	0	40	2	0	990	0	286	89	6.2%	64	4.5%	993	69.3%	286	20.0%	0	0.0%			1,432	
Burlington	0	16	4	0	63	24	0	10	1	2	0	6	8	0	818	17	291	69	5.5%	42	3.3%	835	66.3%	297	23.6%	17	1.3%			1,260	
Camden	4	3	0	0	64	29	0	12	0	3	0	11	39	0	1,006	0	988	75	3.5%	84	3.9%	1,009	46.7%	991	45.9%	0	0.0%			2,159	
Cape May	0	1	0	0	12	3	0	0	0	0	0	1	0	0	327	0	157	13	2.6%	3	0.6%	328	65.5%	157	31.3%	0	0.0%			501	
Cumberland	7	20	25	0	30	13	0	1	0	0	0	0	6	0	555	1	276	30	3.2%	27	2.9%	575	61.6%	301	32.2%	1	0.1%			934	
Essex	15	30	0	0	259	197	0	1	0	0	0	26	43	0	1,549	0	1,618	285	7.6%	256	6.9%	1,579	42.2%	1,618	43.3%	0	0.0%			3,738	
Gloucester	1	3	1	0	5	5	0	12	1	7	0	0	1	0	180	0	221	5	1.1%	19	4.4%	184	42.1%	229	52.4%	0	0.0%			437	
Hudson	3	40	8	0	86	68	0	1	1	3	0	8	17	0	697	2	241	94	8.0%	89	7.6%	738	62.8%	252	21.4%	2	0.2%			1,475	
Hunterdon	0	1	3	0	6	0	0	0	0	0	0	0	1	0	96	0	139	6	2.5%	1	0.4%	97	39.4%	142	57.7%	0	0.0%			246	
Mercer	0	4	2	0	37	19	0	0	0	0	0	3	0	0	709	10	430	40	3.3%	19	1.6%	713	58.7%	432	35.6%	10	0.8%			1,214	
Middlesex	0	8	9	0	63	45	0	0	2	1	0	7	5	0	998	0	581	70	4.1%	50	2.9%	1,008	58.6%	591	34.4%	0	0.0%			1,719	
Monmouth	0	23	1	24	105	79	3	0	0	1	0	19	26	0	997	0	273	124	8.0%	105	6.8%	1,020	65.8%	275	17.7%	27	1.7%			1,551	
Morris	1	1	1	0	47	16	0	0	0	0	0	7	3	0	335	0	371	54	6.9%	20	2.5%	336	43.0%	372	47.6%	0	0.0%			782	
Ocean	0	12	3	0	50	30	0	0	0	0	0	2	7	0	319	0	295	52	7.2%	37	5.2%	331	46.1%	298	41.5%	0	0.0%			718	
Passaic	3	14	3	0	212	127	2	0	1	0	0	5	7	1	699	25	290	217	15.6%	137	9.9%	714	51.4%	293	21.1%	28	2.0%			1,389	
Salem	2	0	0	0	23	17	0	2	0	0	0	6	5	0	321	15	129	29	5.6%	26	5.0%	321	61.7%	129	24.8%	15	2.9%			520	
Somerset	2	0	1	0	36	14	0	0	0	1	0	1	2	0	208	6	190	37	8.0%	18	3.9%	208	45.1%	192	41.7%	6	1.3%			461	
Sussex	0	4	1	0	10	3	0	0	0	0	0	0	0	0	129	0	87	10	4.3%	3	1.3%	133	56.8%	88	37.6%	0	0.0%			234	
Union	2	6	4	0	107	32	0	1	0	0	0	7	14	0	834	0	461	114	7.8%	49	3.3%	840	57.2%	465	31.7%	0	0.0%			1,468	
Warren	0	0	0	0	8	5	0	0	0	0	0	1	0	0	109	41	116	9	3.2%	5	1.8%	109	38.9%	116	41.4%	41	14.7%			280	
TOTAL	43	189	66	24	1,291	742	5	98	9	18	0	150	186	1	12,302	117	7,685	1,441	6.3%	1,069	4.7%	12,500	54.5%	7,769	33.9%	147	0.6%			22,926	
TOTAL 1 YEAR AGO	70	185	64	21	1,429	780	2	164	21	40	0	191	262	0	13,812	190	7,417	1,620	6.6%	1,276	5.2%	14,018	56.9%	7,521	30.5%	213	0.8%			24,648	

1/ An indictment is considered disposed of by jury trial if the drawing of the jury is started, even if thereafter the defendant pleads or the case is dismissed.

2/ An indictment is considered disposed of by non-jury trial if the opening is started or, if the opening is waived, the first witness is sworn.

SOURCE: Monthly Reports of the County Clerks.

SUPERIOR AND COUNTY COURTS  
INDICTMENTS AND ACCUSATIONS  
MANNER OF DISPOSITION OF CASES  
COURT YEARS ENDING AUGUST 31, 1960 TO 1978



LAW DIVISIONS OF THE SUPERIOR AND COUNTY COURTS  
STATUS AND AGES, FROM DATE OF FILING, OF INDICTMENTS AND ACCUSATIONS OPEN AS OF:  
AUGUST 31, 1978  
ACTIVE--PENDING PLEA OR TRIAL

Age from date of Indictment or Accusation	Atlantic	Bergen	Burlington	Camden	Cape May	Cumberland	Essex	Gloucester	Hudson	Hunterdon	Mercer	Middlesex	Monmouth	Morris	Ocean	Passaic	Salem	Somerset	Sussex	Union	Warren	Total as of August 31, 1978	Total 1 Year Ago
Under 6 months	264	654	432	1,054	287	221	1,788	145	511	114	343	593	735	269	323	472	140	120	94	396	118	9,083	9,588
6 to 12 months	54	229	230	365	68	33	976	238	413	141	176	346	177	35	93	206	82	39	32	125	54	4,112	3,899
1+ to 1 1/2 years	7	91	105	225	19	7	487	269	209	56	161	198	153	6	30	18	30	14	5	43	16	2,148	2,068
1 1/2 to 2 years	0	33	17	124	1	0	150	161	182	41	86	113	73	3	20	9	12	4	4	13	10	1,053	886
2+ to 3 years	0	31	33	157	8	0	84	264	237	13	43	60	132	0	17	1	3	6	2	11	8	1,110	987
Over 3 years	0	11	4	152	3	0	61	140	104	0	17	12	51	0	8	2	0	3	3	10	9	590	379
TOTAL	325	1,049	821	2,077	386	271	3,546	1,217	1,656	365	826	1,322	1,319	313	491	708	267	184	140	598	215	18,096	17,807

TOTAL ACTIVE CASES OVER 1 YEAR OLD

NUMBER	7	166	159	658	31	7	782	834	732	110	307	383	407	9	75	30	45	25	14	77	43	4,901	4,320
PERCENT	2%	16%	19%	32%	8%	3%	22%	69%	44%	30%	37%	29%	31%	3%	15%	4%	17%	14%	10%	13%	20%	27%	24%

TOTAL ACTIVE CASES OVER 2 YEARS OLD

NUMBER	0	42	37	309	11	0	145	404	341	13	60	72	183	0	25	0	3	3	9	5	21	17	1,700	1,366
PERCENT	0%	4%	5%	15%	3%	0%	4%	33%	21%	4%	7%	5%	14%	0%	5%	0.4%	1%	1%	5%	4%	4%	8%	9%	8%

SUSPENDED DISPOSITIONS-- (NARCOTICS) N.J.S.A.24:21-27(a) (1)

Under 6 months	16	32	4	3	0	0	1	3	0	0	7	5	0	17	1	0	2	0	0	11	17	119	122
6 to 12 months	37	64	4	8	0	0	0	9	0	7	3	15	0	14	9	9	7	1	1	24	0	213	181
1+ to 1 1/2 years	10	40	0	12	0	0	0	0	0	0	0	25	0	14	3	12	14	0	0	6	0	158	163
1 1/2 to 2 years	12	18	0	0	0	0	0	0	1	8	0	12	0	7	4	4	10	0	1	4	0	95	114
2+ to 3 years	8	10	0	0	0	0	0	10	1	5	0	5	0	23	0	5	4	0	0	0	0	92	139
Over 3 years	14	1	0	0	0	0	12	8	0	0	0	7	0	25	0	4	2	0	1	0	0	79	37
TOTAL	97	165	8	40	0	0	31	42	2	26	14	70	0	100	21	34	39	1	4	45	17	756	756

POSTPONED - FURTHER PROCEEDINGS UNDER PRETRIAL INTERVENTION PROGRAMS, R.3:28

Under 6 months	23	33	2	15	0	10	144	0	1	47	14	5	2	28	22	10	5	7	3	13	0	384	273
6 to 12 months	4	13	21	48	9	11	336	5	8	11	27	20	19	40	32	83	22	10	0	20	0	740	417
1+ to 1 1/2 years	0	5	3	23	11	6	96	15	13	0	31	15	0	18	1	22	13	3	0	2	0	277	171
1 1/2 to 2 years	0	0	0	3	1	1	28	4	0	0	5	0	0	8	1	1	10	4	1	2	0	77	72
2+ to 3 years	0	0	0	0	0	0	10	7	2	0	4	3	0	8	0	0	2	3	0	0	0	42	44
Over 3 years	0	0	0	1	0	0	3	5	1	0	0	1	0	4	0	0	0	0	0	3	0	18	20
TOTAL	27	51	26	93	21	28	617	36	29	58	81	48	21	106	56	116	52	27	5	40	0	1,538	997

UNTRIABLE--(WARRANT OUTSTANDING OR PARTIES NOT AVAILABLE FOR TRIAL)

Under 6 months	0	0	0	129	4	53	417	22	56	0	52	0	0	0	0	34	10	0	0	9	0	786	747
6 to 12 months	0	0	0	119	17	52	334	22	73	2	14	0	0	0	0	72	33	0	1	2	0	741	588
1+ to 1 1/2 years	0	0	0	141	25	106	249	18	52	0	10	0	0	0	0	8	38	0	12	2	0	661	577
1 1/2 to 2 years	0	0	0	124	16	40	214	5	76	0	8	0	0	0	0	0	13	0	14	0	0	510	500
2+ to 3 years	0	1	0	204	25	47	470	6	152	1	6	0	0	45	0	0	14	0	16	0	0	987	785
Over 3 years	0	1	0	339	39	108	701	14	315	0	4	0	0	20	0	0	2	0	14	0	0	1,557	1,184
TOTAL	0	2	0	1,056	126	406	2,385	87	724	3	94	0	0	65	0	114	110	0	57	13	0	5,242	4,381

\*INACTIVE--(SO MARKED BY JUDGE)

Under 6 months	49	0	0	0	0	2	0	0	0	2	17	24	0	13	0	22	0	0	0	30	0	159	219
6 to 12 months	54	34	0	0	0	11	1	0	0	25	71	81	0	39	0	9	1	0	0	53	7	392	424
1+ to 1 1/2 years	33	43	15	0	0	0	18	21	0	0	84	117	0	31	0	72	3	13	0	49	4	503	564
1 1/2 to 2 years	33	34	18	1	6	0	38	25	0	1	75	100	13	23	1	92	5	9	4	44	20	543	565
2+ to 3 years	51	68	55	0	9	0	78	24	0	15	69	147	28	15	2	169	16	21	7	101	15	888	1,192
Over 3 years	111	125	101	127	69	5	163	172	236	37	125	491	325	37	27	549	73	30	36	356	20	3,215	2,919
TOTAL	331	304	189	128	84	18	298	243	236	80	442	960	364	158	30	913	98	78	47	633	66	5,700	5,883

TOTAL--ALL AGES

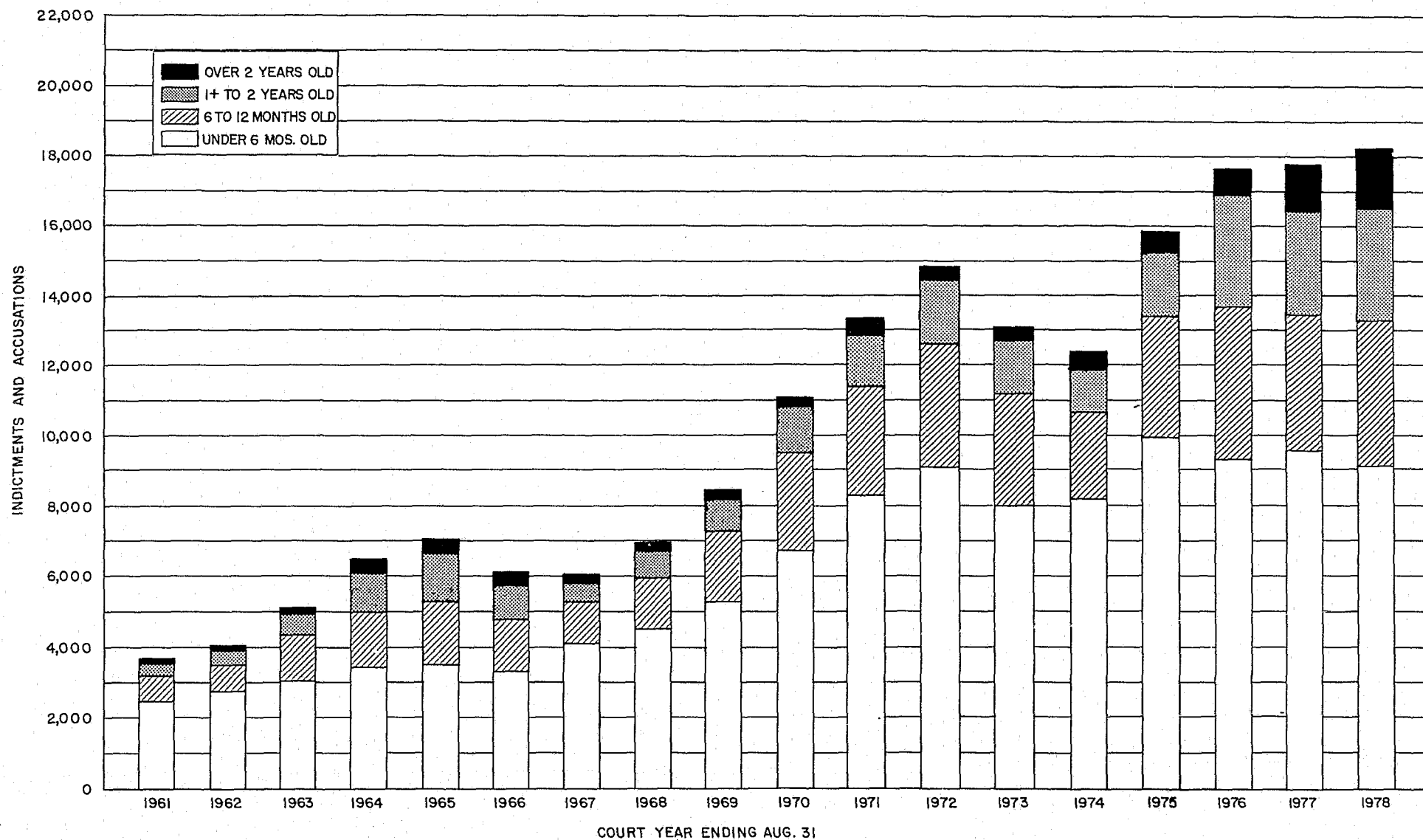
1977-78	780	1,571	1,044	3,394	617	723	5,877	1,625	2,647	532	1,457	2,400	1,704	742	598	1,885	566	290	253	1,329	298	31,332	- -
1976-77 **	797	1,386	1,299	3,248	558	856	5,705	1,562	2,421	406	1,567	2,487	1,496	720	631	1,681	646	363	278	1,411	306	- -	29,824

\* Inactive cases are those so marked by Order of the Court as untriable for reasons beyond the control of the Court or Prosecutor: included are fugitives, John Does, defendants incarcerated in another State, etc.

\*\* As reported in the 1976-77 Annual Report. Subsequent recounts by the counties amounted to +123 cases pending as of 8/31/77.

SOURCE: Monthly Reports of the County Clerks.

LAW DIVISIONS OF THE SUPERIOR AND COUNTY COURTS  
 AGES OF ACTIVE CRIMINAL CASES (INDICTMENTS AND ACCUSATIONS) PENDING  
 (NOT INCLUDING THOSE AWAITING ONLY SENTENCING)  
 \* COURT YEARS ENDING AUGUST 31, 1961 TO 1978



NOTE: DATA ON AGES FOR PRIOR YEARS NOT COMPARABLE.

\* AS REPORTED IN ANNUAL REPORTS FOR EACH COURT YEAR. NOT CHANGED FOR "RECOUNTS" AS A RESULT OF PHYSICAL INVENTORIES IN THE COUNTIES.

DEFENDANTS ON WHOM CRIMINAL TRIALS COMMENCED DURING OCTOBER, 1977

THE UNIT FOR THESE SECTIONS IS THE DEFENDANT, REGARDLESS OF THE NUMBER OF INDICTMENTS OR ACCUSATIONS AGAINST HIM														
Number of Indictments & Accusations On Which Trial Commenced This Month	Number of Defendants	* TIME INTERVALS ARE COMPUTED FROM THE DATE OF FILING OF THE OLDEST INDICTMENT OR ACCUSATION ON WHICH TRIAL COMMENCED THIS MONTH												
		Length of Continuous Incarceration or Other Commital Awaiting Commencement of This Month's Trial			Period From Indictment or Accusation To First Plea			Period From Not Guilty Plea To Commencement of Trial			Period From Indictment or Accusation To Commencement of Trial			
		Mean	Median	Range	Mean	Median	Range	Mean	Median	Range	Mean	Median	Range	
<u>CAPE MAY</u>														
Murder:														
Jail - Awaiting Plea/Trial	3	1	8m 27d	8m 27d	none	0m 17d	0m 17d	none	7m 17d	7m 17d	none	8m 4d	8m 4d	none
Total: Murder	3	1	8m 27d	8m 27d	none	0m 17d	0m 17d	none	7m 17d	7m 17d	none	8m 4d	8m 4d	none
Other:	0	0	-	-	-	-	-	-	-	-	-	-	-	-
Total Cases	3	1	8m 27d	8m 27d	none	0m 17d	0m 17d	none	7m 17d	7m 17d	none	8m 4d	8m 4d	none
<u>CUMBERLAND</u>														
Murder:	0	0	-	-	-	-	-	-	-	-	-	-	-	-
Other:														
Jail - Awaiting Plea/Trial	1	1	1m 28d	1m 28d	none	1m 13d	1m 13d	none	0m 28d	0m 28d	none	2m 11d	2m 11d	none
Jail - Other Conviction	3	2	-	-	-	27m 9d	27m 9d	0m 20d- 53m 28d	7m 0d	7m 0d	4m 9d- 9m 21d	34m 9d	34m 9d	10m 11d- 58m 7d
Released on Bail	11	8	-	-	-	0m 18d	0m 18d	0m 13d- 0m 22d	5m 20d	6m 27d	2m 26d- 8m 6d	6m 8d	7m 15d	3m 13d- 8m 25d
R.O.R.	2	2	-	-	-	0m 19d	0m 19d	none	6m 15d	6m 15d	none	7m 4d	7m 4d	none
Total: Other	17	13	1m 28d	1m 28d	none	4m 23d	0m 19d	0m 13d- 53m 28d	5m 19d	6m 15d	0m 28d- 9m 21d	10m 12d	7m 4d	2m 11d- 58m 7d
Total Cases	17	13	1m 28d	1m 28d	none	4m 23d	0m 19d	0m 13d- 53m 28d	5m 19d	6m 15d	0m 28d- 9m 21d	10m 12d	7m 4d	2m 11d- 58m 7d

## DEFENDANTS ON WHOM CRIMINAL TRIALS COMMENCED DURING OCTOBER, 1977

THE UNIT FOR THESE SECTIONS IS THE DEFENDANT, REGARDLESS OF THE NUMBER OF INDICTMENTS OR ACCUSATIONS AGAINST HIM														
Number of Indictments & Accusations On which Trial Commenced This Month	Number of Defendants	* TIME INTERVALS ARE COMPUTED FROM THE DATE OF FILING OF THE OLDEST INDICTMENT OR ACCUSATION ON WHICH TRIAL COMMENCED THIS MONTH												
		Length of Continuous Incarceration or Other Committal Awaiting Commencement of This Month's Trial			Period From Indictment or Accusation To First Plea			Period From Not Guilty Plea To Commencement of Trial			Period From Indictment or Accusation To Commencement of Trial			
		Mean	Median	Range	Mean	Median	Range	Mean	Median	Range	Mean	Median	Range	
ESSEX														
Murder:														
Jail - Awaiting Plea/Trial	3	3	4m 19d	6m 2d	0m 6d-7m 18d	0m 11d	0m 11d	0m 7d-0m 14d	4m 3d	3m 24d	2m 16d-6m 0d	4m 14d	4m 8d	2m 27d-6m 7d
Released on Bail	6	6	-	-	-	1m 5d	0m 26d	0m 25d-1m 25d	3m 6d	3m 10d	1m 18d-5m 14d	4m 11d	4m 6d	2m 26d-7m 7d
Total: Murder	9	9	4m 19d	6m 2d	0m 6d-7m 18d	0m 27d	0m 26d	0m 7d-1m 25d	3m 15d	3m 12d	1m 18d-6m 0d	4m 12d	4m 8d	2m 26d-7m 7d
Other:														
Jail - Awaiting Plea/Trial	16	16	4m 1d	4m 8d	0m 16d-11m 3d	0m 23d	0m 16d	0m 7d-2m 5d	4m 13d	4m 3d	1m 11d-12m 8d	5m 7d	4m 29d	2m 0d-12m 19d
Jail - Other Conviction	2	2	-	-	-	1m 5d	1m 5d	0m 18d-1m 22d	17m 25d	17m 25d	11m 16d-24m 5d	19m 0d	19m 0d	12m 4d-25m 27d
Released on Bail	49	48	-	-	-	1m 12d	0m 26d	0m 6d-24m 9d	9m 28d	7m 3d	2m 22d-68m 5d	11m 10d	8m 22d	3m 20d-68m 22d
R.O.R.	20	20	-	-	-	3m 25d	1m 5d	0m 17d-32m 0d	9m 9d	6m 25d	3m 19d-28m 4d	13m 4d	8m 12d	4m 15d-36m 24d
Total: Others	87	86	4m 1d	4m 8d	0m 16d-11m 3d	1m 25d	0m 27d	0m 6d-32m 0d	8m 28d	6m 21d	1m 11d-68m 5d	10m 24d	8m 1d	2m 0d-68m 22d
Total Cases:	96	95	4m 4d	4m 10d	0m 6d-11m 3d	1m 23d	0m 26d	0m 6d-32m 0d	8m 13d	5m 25d	1m 11d-68m 5d	10m 5d	7m 20d	2m 0d-68m 22d
GLOUCESTER														
Murder:	0	0	-	-	-	-	-	-	-	-	-	-	-	-
Other:														
Released on Bail	3	3	-	-	-	3m 28d	0m 29d	0m 8d-10m 18d	18m 25d	18m 29d	13m 28d-23m 18d	22m 23d	24m 16d	19m 7d-24m 17d
Total: Other	3	3	-	-	-	3m 28d	0m 29d	0m 8d-10m 18d	18m 25d	18m 29d	13m 28d-23m 18d	22m 23d	24m 16d	19m 7d-24m 17d
Total Cases:	3	3	-	-	-	3m 28d	0m 29d	0m 8d-10m 18d	18m 25d	18m 29d	13m 28d-23m 18d	22m 23d	24m 16d	19m 7d-24m 17d

DEFENDANTS ON WHOM CRIMINAL TRIALS COMMENCED DURING OCTOBER, 1977

		THE UNIT FOR THESE SECTIONS IS THE DEFENDANT, REGARDLESS OF THE NUMBER OF INDICTMENTS OR ACCUSATIONS AGAINST HIM													
		* TIME INTERVALS ARE COMPUTED FROM THE DATE OF FILING OF THE OLDEST INDICTMENT OR ACCUSATION ON WHICH TRIAL COMMENCED THIS MONTH													
		Number of Defendants	Length of Continuous Incarceration or Other Commital Awaiting Commencement of This Month's Trial			Period From Indictment or Accusation To First Plea			Period From Not Guilty Plea To Commencement of Trial			Period From Indictment or Accusation To Commencement of Trial			
			Mean	Median	Range	Mean	Median	Range	Mean	Median	Range	Mean	Median	Range	
HUDSON															
Murder:															
Released on Bail		2	2	-	-	-	0m 11d	0m 11d	0m 8d- 0m 14d	3m 28d	3m 28d	3m 11d- 4m 15d	4m 9d	4m 9d	3m 25d- 4m 23d
Total: Murder		2	2	-	-	-	0m 11d	0m 11d	0m 8d- 0m 14d	3m 28d	3m 28d	3m 11d- 4m 15d	4m 9d	4m 9d	3m 25d- 4m 23d
Other:															
Jail - Awaiting Plea/Trial		5	5	5m 0d	4m 15d	0m 0d- 10m 14d	1m 22d	1m 18d	0m 29d- 2m 29d	5m 2d	4m 7d	1m 23d- 8m 14d	6m 24d	6m 5d	3m 26d- 9m 18d
Jail - Other Conviction		1	1	-	-	-	0m 25d	0m 25d	none	23m 28d	23m 28d	none	24m 23d	24m 23d	none
Released on Bail		25	25	-	-	-	0m 27d	0m 26d	0m 7d- 1m 26d	20m 20d	19m 1d	3m 25d- 39m 3d	21m 17d	19m 24d	4m 22d- 39m 29d
R.O.R.		11	11	-	-	-	1m 23d	0m 19d	0m 1d- 13m 6d	9m 6d	7m 17d	1m 10d- 18m 24d	10m 29d	8m 6d	5m 11d- 18m 25d
Total: Other		42	42	5m 0d	4m 15d	0m 0d- 10m 14d	1m 7d	0m 26d	0m 1d- 13m 6d	15m 26d	13m 20d	1m 10d- 39m 3d	17m 3d	14m 16d	3m 26d- 39m 29d
Total Cases:		44	44	5m 0d	4m 15d	0m 0d- 10m 14d	1m 5d	0m 26d	0m 1d- 13m 6d	15m 10d	12m 14d	1m 10d- 39m 3d	16m 15d	14m 16d	3m 25d- 39m 29d
HUNTERDON															
Murder:		0	0	-	-	-	-	-	-	-	-	-	-	-	-
Other:															
Released on Bail		1	1	-	-	-	1m 13d	1m 13d	none	10m 7d	10m 7d	none	11m 20d	11m 20d	none
R.O.R.		1	1	-	-	-	0m 16d	0m 16d	none	12m 27d	12m 27d	none	13m 13d	13m 13d	none
Total: Other		2	2	-	-	-	0m 29d	0m 29d	0m 16d- 1m 13d	11m 17d	11m 17d	10m 7d- 12m 27d	12m 16d	12m 16d	11m 20d- 13m 13d
Total Cases:		2	2	-	-	-	0m 29d	0m 29d	0m 16d- 1m 13d	11m 17d	11m 17d	10m 7d- 12m 27d	12m 16d	12m 16d	11m 20d- 13m 13d



## DEFENDANTS ON WHOM CRIMINAL TRIALS COMMENCED DURING OCTOBER, 1977

	Number of Indictments & Accusations On Which Trial Commenced This Month	Number of Defendants	THE UNIT FOR THESE SECTIONS IS THE DEFENDANT, REGARDLESS OF THE NUMBER OF INDICTMENTS OR ACCUSATIONS AGAINST HIM											
			* TIME INTERVALS ARE COMPUTED FROM THE DATE OF FILING OF THE OLDEST INDICTMENT OR ACCUSATION ON WHICH TRIAL COMMENCED THIS MONTH											
			Length of Continuous Incarceration or Other Committal Awaiting Commencement of This Month's Trial			Period From Indictment or Accusation To First Plea			Period From Not Guilty Plea To Commencement of Trial			Period From Indictment or Accusation To Commencement of Trial		
			Mean	Median	Range	Mean	Median	Range	Mean	Median	Range	Mean	Median	Range
<u>MERCER</u>														
Murder:														
Jail - Other Conviction	1	1	-	-	-	0m 19d	0m 19d	none	5m 14d	5m 14d	none	6m 3d	6m 3d	none
Total: Murder	1	1	-	-	-	0m 19d	0m 19d	none	5m 14d	5m 14d	none	6m 3d	6m 3d	none
Other:														
Released on Bail	3	3	-	-	-	1m 8d	1m 21d	0m 6d- 1m 27d	6m 22d	6m 14d	5m 7d- 8m 14d	8m 0d	6m 28d	6m 20d- 10m 11d
Total: Other	3	3	-	-	-	1m 8d	1m 21d	0m 6d- 1m 27d	6m 22d	6m 14d	5m 7d- 8m 14d	8m 0d	6m 28d	6m 20d- 10m 11d
Total Cases	4	4	-	-	-	1m 3d	1m 5d	0m 6d- 1m 27d	6m 12d	5m 29d	5m 7d- 8m 14d	7m 15d	6m 24d	6m 3d- 10m 11d
<u>MIDDLESEX</u>														
Murder:	0	0	-	-	-	-	-	-	-	-	-	-	-	-
Other:														
Jail - Awaiting Plea/Trial	2	2	1m 0d	1m 0d	none	5m 4d	5m 4d	5m 0d- 5m 8d	0m 23d	0m 23d	0m 19d- 0m 27d	5m 27d	5m 27d	none
Released on Bail	2	2	-	-	-	6m 15d	6m 15d	1m 0d- 12m 0d	2m 1d	2m 1d	1m 23d- 2m 9d	8m 16d	8m 16d	2m 23d- 14m 9d
R.O.R.	6	6	-	-	-	3m 6d	0m 25d	0m 2d- 15m 25d	10m 29d	10m 25d	0m 15d- 20m 20d	14m 5d	15m 15d	2m 21d- 22m 2d
Total: Other	10	10	1m 0d	1m 0d	none	4m 7d	1m 9d	0m 2d- 15m 25d	7m 4d	2m 14d	0m 15d- 20m 20d	11m 12d	10m 29d	2m 21d- 22m 2d
Total Cases	10	10	1m 0d	1m 0d	none	4m 7d	1m 9d	0m 2d- 15m 25d	7m 4d	2m 14d	0m 15d- 20m 20d	11m 12d	10m 29d	2m 21d- 22m 2d

DEFENDANTS ON WHOM CRIMINAL TRIALS COMMENCED DURING OCTOBER 1977

	Number of Indictments & Accusations On Which Trial Commenced This Month	THE UNIT FOR THESE SECTIONS IS THE DEFENDANT, REGARDLESS OF THE NUMBER OF INDICTMENTS OR ACCUSATIONS AGAINST HIM												
		Number of Defendants	* TIME INTERVALS ARE COMPUTED FROM THE DATE OF FILING OF THE OLDEST INDICTMENT OR ACCUSATION ON WHICH TRIAL COMMENCED THIS MONTH											
			Length of Continuous Incarceration or Other Commital Awaiting Commencement of This Month's Trial			Period From Indictment or Accusation To First Plea			Period From Not Guilty Plea To Commencement of Trial			Period From Indictment or Accusation To Commencement of Trial		
			Mean	Median	Range	Mean	Median	Range	Mean	Median	Range	Mean	Median	Range
<b>MONMOUTH</b>														
Murder:														
Jail - Other Conviction	1	1	-	-	-	6m 14d	6m 14d	none	2m 15d	2m 15d	none	8m 29d	8m 29d	none
Total: Murder	1	1	-	-	-	6m 14d	6m 14d	none	2m 15d	2m 15d	none	8m 29d	8m 29d	none
Other:														
Jail - Awaiting Plea/Trial	2	2	4m 27d	4m 27d	2m 17d 7m 8d	0m 5d	0m 5d	0m 4d- 0m 6d	2m 10d	2m 10d	2m 3d- 2m 17d	2m 15d	2m 15d	2m 7d- 2m 23d
Jail - Other Conviction	6	6	-	-	-	0m 15d	0m 13d	0m 4d- 1m 0d	4m 0d	4m 5d	2m 16d- 6m 8d	4m 15d	4m 14d	3m 11d- 6m 13d
Released on Bail	25	25	-	-	-	0m 21d	0m 21d	0m 0d- 3m 2d	6m 7d	6m 2d	2m 19d- 19m 24d	6m 28d	6m 27d	3m 11d- 20m 14d
R.O.R.	3	3	-	-	-	0m 29d	0m 29d	0m 29d- 1m 0d	3m 3d	3m 10d	2m 18d- 3m 11d	4m 2d	4m 9d	3m 18d- 4m 10d
Total: Other	36	36	4m 27d	4m 27d	2m 17d- 7m 8d	0m 20d	0m 21d	0m 0d- 3m 2d	5m 11d	4m 5d	2m 3d- 19m 24d	6m 1d	4m 21d	2m 7d- 20m 14d
Total Cases	37	37	4m 27d	4m 27d	2m 17d- 7m 8d	0m 25d	0m 21d	0m 0d- 6m 14d	5m 9d	4m 0d	2m 3d- 19m 24d	6m 4d	4m 21d	2m 7d- 20m 14d
<b>MORRIS</b>														
Murder:	0	0	-	-	-	-	-	-	-	-	-	-	-	-
Other:														
Jail - Awaiting Plea/Trial	1	1	3m 9d	3m 9d	none	0m 18d	0m 18d	none	5m 18d	5m 18d	none	6m 6d	6m 6d	none
Released on Bail	4	4	-	-	-	0m 27d	0m 21d	0m 11d- 1m 26d	9m 3d	8m 29d	4m 10d- 14m 4d	0m 1d	9m 21d	6m 6d- 14m 15d
R.O.R.	3	3	-	-	-	3m 8d	1m 0d	0m 24d- 7m 29d	3m 4d	4m 3d	0m 10d- 5m 0d	6m 12d	6m 0d	4m 27d- 8m 9d
Total: Other	8	8	3m 9d	3m 9d	none	1m 23d	0m 26d	0m 11d- 7m 29d	6m 13d	5m 9d	0m 10d- 14m 4d	8m 6d	7m 7d	4m 27d- 14m 15d
Total Cases	8	8	3m 9d	3m 9d	none	1m 23d	0m 26d	0m 11d- 7m 29d	6m 13d	5m 9d	0m 10d- 14m 4d	8m 6d	7m 7d	4m 27d- 14m 15d

## DEFENDANTS ON WHOM CRIMINAL TRIALS COMMENCED DURING OCTOBER, 1977

		THE UNIT FOR THESE SECTIONS IS THE DEFENDANT, REGARDLESS OF THE NUMBER OF INDICTMENTS OR ACCUSATIONS AGAINST HIM												
		* TIME INTERVALS ARE COMPUTED FROM THE DATE OF FILING OF THE OLDEST INDICTMENT OR ACCUSATION ON WHICH TRIAL COMMENCED THIS MONTH												
Number of Indictments & Accusations On Which Trial Commenced This Month	Number of Defendants	Length of Continuous Incarceration or Other Committal Awaiting Commencement of This Month's Trial			Period From Indictment or Accusation To First Plea			Period From Not Guilty Plea To Commencement of Trial			Period From Indictment or Accusation To Commencement of Trial			
		Mean	Median	Range	Mean	Median	Range	Mean	Median	Range	Mean	Median	Range	
OCEAN														
Murder:														
Released on Bail	1	1	-	-	-	2m 0d	2m 0d	none	15m 18d	15m 18d	none	17m 18d	17m 18d	none
Total: Murder	1	1	-	-	-	2m 0d	2m 0d	none	15m 18d	15m 18d	none	17m 18d	17m 18d	none
Other:														
Jail - Awaiting Plea/Trial	2	2	4m 16d	4m 16d	2m 24d- 6m 9d	6m 17d	6m 17d	0m 14d- 12m 20d	2m 17d	2m 17d	0m 27d- 4m 8d	9m 4d	9m 4d	1m 11d- 16m 28d
Released on Bail	6	6	-	-	-	1m 0d	1m 1d	0m 14d- 1m 12d	14m 20d	14m 24d	2m 21d- 31m 0d	15m 20d	15m 20d	4m 3d- 31m 24d
R.O.R.	5	5	-	-	-	6m 15d	1m 5d	0m 4d- 28m 5d	17m 11d	18m 4d	1m 3d- 28m 16d	23m 26d	22m 8d	18m 8d- 31m 8d
Total: Other	13	13	4m 16d	4m 16d	2m 24d 6m 9d	3m 29d	1m 5d	0m 4d- 28m 5d	13m 25d	16m 22d	0m 27d- 31m 0d	17m 25d	18m 8d	1m 11d- 31m 24d
Total Cases	14	14	4m 16d	4m 16d	2m 24d- 6m 9d	3m 25d	1m 7d	0m 4d- 28m 5d	13m 29d	16m 5d	0m 27d- 31m 0d	17m 24d	17m 28d	1m 11d- 31m 24d
PASSAIC														
Murder:														
Jail - Awaiting Plea/Trial	3	2	4m 10d	4m 10d	4m 6d- 4m 14d	0m 11d	0m 11d	0m 9d- 0m 13d	2m 28d	2m 28d	2m 1d- 3m 25d	3m 9d	3m 9d	2m 14d- 4m 4d
Released on Bail	1	1	-	-	-	0m 16d	0m 16d	none	10m 17d	10m 17d	none	11m 3d	11m 3d	none
R.O.R.	1	1	-	-	-	0m 7d	0m 7d	none	6m 3d	6m 3d	none	6m 10d	6m 10d	none
Total: Murder	5	4	4m 10d	4m 10d	4m 6d- 4m 14d	0m 11d	0m 11d	0m 7d 0m 16d	5m 19d	4m 29d	2m 1d- 10m 17d	6m 0d	5m 7d	2m 14d- 11m 3d
Other:														
Jail - Awaiting Plea/Trial	18	18	2m 28d	3m 0d	0m 14d- 5m 2d	3m 21d	0m 7d	0m 0d 33m 12d	4m 23d	2m 12d	0m 28d- 45m 7d	8m 14d	2m 29d	1m 4d- 65m 8d
Released on Bail	22	22	-	-	-	0m 22d	0m 8d	0m 6d- 4m 10d 0m 7d-	7m 18d	4m 13d	1m 23d- 34m 23d 2m 19d	8m 11d	6m 4d	2m 2d- 35m 0d 3m 2d-
R.O.R.	8	8	-	-	-	0m 13d	0m 13d	0m 23d	6m 10d	5m 10d	14m 19d	6m 23d	5m 22d	14m 28d
Total: Other	48	48	2m 28d	3m 0d	0m 14d- 5m 2d	1m 24d	0m 9d	0m 0d- 33m 12d	6m 10d	3m 29d	0m 28d- 45m 7d	8m 4d	4m 17d	1m 4d- 65m 8d
Total Cases	53	52	3m 2d	3m 6d	0m 14d- 5m 2d	1m 21d	0m 9d	0m 0d- 33m 12d	6m 8d	3m 29d	0m 28d- 45m 7d	7m 29d	4m 17d	1m 4d- 65m 8d

DEFENDANTS ON WHOM CRIMINAL TRIALS COMMENCED DURING OCTOBER, 1977

	Number of Indictments & Accusations On Which Trial Commenced This Month	Number of Defendants	THE UNIT FOR THESE SECTIONS IS THE DEFENDANT, REGARDLESS OF THE NUMBER OF INDICTMENTS OR ACCUSATIONS AGAINST HIM											
			* TIME INTERVALS ARE COMPUTED FROM THE DATE OF FILING OF THE OLDEST INDICTMENT OR ACCUSATION ON WHICH TRIAL COMMENCED THIS MONTH											
			Length of Continuous Incarceration or Other Committal Awaiting Commencement of This Month's Trial			Period From Indictment or Accusation To First Plea			Period From Not Guilty Plea To Commencement of Trial			Period From Indictment or Accusation To Commencement of Trial		
			Mean	Median	Range	Mean	Median	Range	Mean	Median	Range	Mean	Median	Range
<u>SALEM</u>														
Murder:														
1 - Awaiting Plea/Trial	1	1	9m 20d	9m 20d	none	0m 14d	0m 14d	none	8m 26d	8m 26d	none	9m 10d	9m 10d	none
Total: Murder	1	1	9m 20d	9m 20d	none	0m 14d	0m 14d	none	8m 26d	8m 26d	none	9m 10d	9m 10d	none
Other:														
Jail -- Other Conviction	1	1	-	-	-	0m 27d	0m 27d	none	20m 19d	20m 19d	none	21m 16d	21m 16d	none
Released on Bail	1	1	-	-	-	0m 23d	0m 23d	none	20m 21d	20m 21d	none	21m 14d	21m 14d	none
Total: Other	2	2	-	-	-	0m 25d	0m 25d	0m 23d- 0m 27d	20m 20d	20m 20d	20m 19d- 20m 21d	21m 15d	21m 15d	21m 14d- 21m 16d
Total Cases	3	3	9m 20d	9m 20d	none	0m 21d	0m 23d	0m 14d- 0m 27d	16m 22d	20m 19d	8m 26d- 20m 21d	17m 13d	21m 14d	9m 10d- 21m 16d
<u>SOMERSET</u>														
Murder:														
Jail - Awaiting Plea/Trial	1	1	3m 24d	3m 24d	none	0m 8d	0m 8d	none	8m 26d	8m 26d	none	9m 4d	9m 4d	none
Total: Murder	1	1	3m 24d	3m 24d	none	0m 8d	0m 8d	none	8m 26d	8m 26d	none	9m 4d	9m 4d	none
Other:														
Released on Bail	5	5	-	-	-	0m 7d	0m 9d	0m 3d- 0m 9d	6m 18d	6m 20d	2m 4d- 11m 21d	6m 25d	6m 27d	2m 13d- 12m 0d
R.O.R.	1	1	-	-	-	0m 11d	0m 11d	none	7m 0d	7m 0d	none	7m 11d	7m 11d	none
Total: Other	6	6	-	-	-	0m 8d	0m 9d	0m 3d- 0m 11d	6m 20d	6m 24d	2m 4d- 11m 21d	6m 28d	7m 2d	2m 13d- 12m 0d
Total Cases	7	7	3m 24d	3m 24d	none	0m 8d	0m 9d	0m 3d- 0m 11d	6m 29d	6m 29d	2m 4d- 11m 21d	7m 7d	7m 8d	2m 13d- 12m 0d
<u>SUSSEX</u>														
No Cases	0	0	-	-	-	-	-	-	-	-	-	-	-	-

## DEFENDANTS ON WHOM CRIMINAL TRIALS COMMENCED DURING OCTOBER, 1977

		Number of Indictments & Accusations On Which Trial Commenced This Month	THE UNIT FOR THESE SECTIONS IS THE DEFENDANT, REGARDLESS OF THE NUMBER OF INDICTMENTS OR ACCUSATIONS AGAINST HIM												
			Number of Defendants	* TIME INTERVALS ARE COMPUTED FROM THE DATE OF FILING OF THE OLDEST INDICTMENT OR ACCUSATION ON WHICH TRIAL COMMENCED THIS MONTH											
				Length of Continuous Incarceration or Other Criminal Awaiting Commencement of This Month's Trial			Period From Indictment or Accusation To First Plea			Period From Not Guilty Plea To Commencement of Trial			Period From Indictment or Accusation To Commencement of Trial		
				Mean	Median	Range	Mean	Median	Range	Mean	Median	Range	Mean	Median	Range
UNION															
Murder:															
Jail - Awaiting Plea/Trial		1	1	4m 13d	4m 13d	none	0m 7d	0m 7d	none	2m 10d	2m 10d	none	2m 17d	2m 17d	none
Released on Bail		1	1	-	-	-	0m 28d	0m 28d	none	3m 18d	3m 18d	none	4m 16d	4m 16d	none
Total: Murder		2	2	4m 13d	4m 13d	none	0m 17d	0m 17d	0m 7d- 0m 28d	2m 29d	2m 29d	2m 10d- 3m 18d	3m 16d	3m 16d	2m 17d- 4m 16d
Other:															
Jail- Awaiting Plea/Trial		4	4	2m 13d	2m 18d	0m 13d- 4m 2d	1m 6d	0m 27d	0m 8d- 2m 21d	7m 13d	3m 20d	1m 29d- 20m 14d	8m 19d	4m 15d	2m 12d- 23m 5d
Released on Bail		23	23	-	-	-	2m 17d	0m 23d	0m 8d- 42m 17d	8m 17d	6m 18d	0m 26d- 21m 2d	11m 4d	7m 4d	1m 6d- 63m 13d
Total: Other		27	27	2m 13d	2m 18d	0m 13d- 4m 2d	2m 11d	0m 23d	0m 8d- 42m 17d	8m 12d	6m 7d	0m 26d- 21m 2d	10m 23d	6m 27d	1m 6d- 63m 13d
Total Cases		29	29	2m 25d	3m 5d	0m 13d- 4m 13d	2m 7d	0m 23d	0m 7d- 42m 17d	8m 1d	6m 4d	0m 26d- 21m 2d	10m 8d	6m 27d	1m 6d- 63m 13d
WARREN															
Murder:															
Jail - Other Conviction		1	1	-	-	-	0m 20d	0m 20d	none	1m 28d	1m 28d	none	2m 18d	2m 18d	none
Total: Murder		1	1	-	-	-	0m 20d	0m 20d	none	1m 28d	1m 28d	none	2m 18d	2m 18d	none
Other:															
Released on Bail		3	3	-	-	-	7m 2d	1m 19d	1m 5d- 18m 12d	13m 0d	15m 1d	4m 7d- 19m 22d	20m 2d	16m 20d	5m 12d- 38m 4d
Total: Other		3	3	-	-	-	7m 2d	1m 19d	1m 5d- 18m 12d	13m 0d	15m 1d	4m 7d- 19m 22d	20m 2d	16m 20d	5m 12d- 38m 4d
Total Cases		4	4	-	-	-	5m 14d	1m 12d	0m 20d- 18m 12d	10m 7d	9m 19d	1m 28d- 19m 22d	15m 21d	11m 1d	2m 18d- 38m 4d

DEFENDANTS ON WHOM CRIMINAL TRIALS COMMENCED DURING OCTOBER, 1977

		THE UNIT FOR THESE SECTIONS IS THE DEFENDANT, REGARDLESS OF THE NUMBER OF INDICTMENTS OR ACCUSATIONS AGAINST HIM												
Number of Indictments & Accusations On Which Trial Commenced This Month	Number of Defendants	* TIME INTERVALS ARE COMPUTED FROM THE DATE OF FILING OF THE OLDEST INDICTMENT OR ACCUSATION ON WHICH TRIAL COMMENCED THIS MONTH												
		Length of Continuous Incarceration or Other Committal Awaiting Commencement of This Month's Trial			Period From Indictment or Accusation To First Plea			Period From Not Guilty Plea To Commencement of Trial			Period From Indictment or Accusation To Commencement of Trial			
		Mean	Median	Range	Mean	Median	Range	Mean	Median	Range	Mean	Median	Range	
8 LARGEST COUNTIES **														
Murder:														
Jail - Awaiting Plea/Trial	7	6	4m 15d	4m 13d	0m 6d-7m 18d	0m 10d	0m 10d	0m 7d-0m 14d	3m 13d	3m 5d	2m 1d-6m 0d	3m 23d	3m 15d	2m 14d-6m 7d
Jail - Other Conviction	3	3	-	-	-	4m 4d	5m 1d	0m 27d-6m 14d	7m 27d	8m 16d	2m 15d-12m 20d	12m 1d	13m 17d	8m 29d-13m 17d
Released on Bail	11	11	-	-	-	0m 26d	0m 26d	0m 8d-1m 25d	4m 20d	3m 12d	1m 18d-10m 17d	5m 16d	4m 8d	2m 26d-11m 3d
R.O.R.	1	1	-	-	-	0m 7d	0m 7d	none	6m 3d	6m 3d	none	6m 10d	6m 10d	none
Total: Murder	22	21	4m 15d	4m 13d	0m 6d-7m 18d	1m 5d	0m 16d	0m 7d-6m 14d	4m 25d	3m 18d	1m 18d-12m 20d	6m 0d	4m 8d	2m 14d-13m 17d
Other:														
Jail - Awaiting Plea/Trial	53	53	3m 24d	3m 18d	0m 0d-11m 3d	2m 1d	0m 19d	0m 0d-33m 12d	4m 16d	2m 22d	0m 19d-45m 7d	6m 18d	4m 9d	1m 4d-65m 8d
Jail - Other Conviction	11	11	-	-	-	1m 1d	0m 25d	0m 4d-4m 10d	8m 22d	4m 10d	2m 12d-24m 5d	9m 24d	4m 21d	3m 10d-25m 27d
Released on Bail	167	166	-	-	-	1m 16d	0m 24d	0m 0d-42m 17d	9m 29d	7m 0d	0m 20d-68m 5d	11m 15d	8m 1d	1m 6d-68m 22d
R.O.R.	60	60	-	-	-	2m 5d	0m 25d	0m 1d-32m 0d	8m 6d	6m 12d	0m 15d-28m 4d	10m 12d	8m 1d	2m 21d-36m 24d
Total: Other	291	290	3m 24d	3m 18d	0m 0d-11m 3d	1m 22d	0m 24d	0m 0d-42m 17d	8m 17d	5m 25d	0m 15d-68m 5d	10m 9d	7m 4d	1m 4d-68m 22d
Total Cases	313	311	3m 26d	3m 29d	0m 0d-11m 3d	1m 21d	0m 24d	0m 0d-42m 17d	8m 9d	5m 21d	0m 15d-68m 5d	10m 1d	7m 0d	1m 4d-68m 22d

## DEFENDANTS ON WHOM CRIMINAL TRIALS COMMENCED DURING OCTOBER, 1977

		THE UNIT FOR THESE SECTIONS IS THE DEFENDANT, REGARDLESS OF THE NUMBER OF INDICTMENTS OR ACCUSATIONS AGAINST HIM												
Number of Indictments & Accusations On Which Trial Commenced This Month	Number of Defendants	* TIME INTERVALS ARE COMPUTED FROM THE DATE OF FILING OF THE OLDEST INDICTMENT OR ACCUSATION ON WHICH TRIAL COMMENCED THIS MONTH												
		Length of Continuous Incarceration or Other Committal Awaiting Commencement of This Month's Trial			Period From Indictment or Accusation To First Plea			Period From Not Guilty Plea To Commencement of Trial			Period From Indictment or Accusation To Commencement of Trial			
		Mean	Median	Range	Mean	Median	Range	Mean	Median	Range	Mean	Median	Range	
13 REMAINING COUNTIES:														
Murder:														
Jail - Awaiting Plea/Trial	5	3	7m 14d	8m 27d	3m 24d- 9m 20d	0m 13d	0m 14d	0m 8d- 0m 17d	8m 13d	8m 26d	7m 17d- 8m 26d	8m 26d	9m 4d	8m 4d- 9m 10d
Jail - Other Conviction	2	2	-	-	- -	0m 19d	0m 19d	0m 19d- 0m 20d	3m 21d	3m 21d	1m 28d- 5m 14d	4m 10d	4m 10d	2m 18d- 6m 3d
Released on Bail	1	1	-	-	-	2m 0d	2m 0d	none	15m 18d	15m 18d	none	17m 18d	17m 18d	none
Total: Murder	8	6	7m 14d	8m 27d	3m 24d- 9m 20d	0m 23d	0m 18d	0m 8d- 2m 0d	8m 1d	8m 6d	1m 28d- 15m 18d	8m 24d	8m 19d	2m 18d- 17m 18d
Other:														
Jail - Awaiting Plea/Trial	4	4	2m 23d	2m 11d	0m 0d- 6m 9d	3m 24d	1m 0d	0m 14d- 12m 20d	2m 28d	2m 18d	0m 27d- 5m 18d	6m 21d	4m 8d	1m 11d- 16m 28d
Jail - Other Conviction	5	4	-	-	-	14m 4d	0m 29d	0m 20d- 53m 28d	11m 8d	10m 2d	4m 9d- 20m 19d	25m 12d	16m 15d	10m 11d- 58m 7d
Released on Bail	53	49	-	-	-	1m 12d	0m 22d	0m 3d- 18m 12d	10m 16d	8m 9d	0m 20d- 31m 0d	11m 29d	8m 25d	1m 20d- 38m 4d
R.O.R.	15	13	-	-	-	3m 14d	0m 19d	0m 4d- 28m 5d	10m 23d	7m 0d	0m 10d- 28m 16d	14m 7d	11m 16d	4m 27d- 31m 8d
Total: Other	77	70	2m 23d	2m 11d	0m 0d- 6m 9d	2m 20d	0m 22d	0m 3d- 53m 28d	10m 6d	8m 4d	0m 10d- 31m 0d	12m 25d	9m 23d	1m 11d- 58m 7d
Total Cases	85	76	4m 23d	3m 24d	0m 0d- 9m 20d	2m 15d	0m 22d	0m 3d- 53m 28d	10m 1d	8m 4d	0m 10d- 31m 0d	12m 16d	9m 5d	1m 11d- 58m 7d

DEFENDANTS ON WHOM CRIMINAL TRIALS COMMENCED DURING OCTOBER, 1977

	Number of Indictments & Accusations On Which Trial Commenced This Month	Number of Defendants	THE UNIT FOR THESE SECTIONS IS THE DEFENDANT, REGARDLESS OF THE NUMBER OF INDICTMENTS OR ACCUSATIONS AGAINST HIM											
			* TIME INTERVALS ARE COMPUTED FROM THE DATE OF FILING OF THE OLDEST INDICTMENT OR ACCUSATION ON WHICH TRIAL COMMENCED THIS MONTH											
			Length of Continuous Incarceration or Other Committal Awaiting Commencement of This Month's Trial			Period From Indictment or Accusation To First Plea			Period From Not Guilty Plea To Commencement of Trial			Period From Indictment or Accusation To Commencement of Trial		
			Mean	Median	Range	Mean	Median	Range	Mean	Median	Range	Mean	Median	Range
STATE TOTALS														
Murder:														
Jail - Awaiting Plea/Trial	12	9	5m 14d	4m 14d	0m 6d-9m 20d	0m 11d	0m 11d	0m 7d-0m 17d	5m 3d	3m 25d	2m 1d-8m 26d	5m 14d	4m 8d	2m 14d-9m 10d
Jail - Other Conviction	5	5	-	-	-	2m 22d	0m 27d	0m 19d-6m 14d	6m 7d	5m 14d	1m 28d-12m 20d	8m 29d	8m 29d	2m 18d-13m 17d
Released on Bail	12	12	-	-	-	0m 29d	0m 26d	0m 8d-2m 0d	5m 18d	3m 15d	1m 18d-15m 18d	6m 16d	4m 12d	2m 26d-17m 18d
R.O.R.	1	1	-	-	-	0m 7d	0m 7d	none	6m 3d	6m 3d	none	6m 10d	6m 10d	none
Total: Murder	30	27	5m 14d	4m 14d	0m 6d-9m 20d	1m 2d	0m 17d	0m 7d-6m 14d	5m 17d	3m 25d	1m 18d-15m 18d	6m 19d	4m 23d	2m 14d-17m 18d
Other:														
Jail - Awaiting Plea/Trial	57	57	3m 22d	3m 9d	0m 0d-11m 3d	2m 5d	0m 19d	0m 0d-33m 12d	4m 13d	2m 22d	0m 19d-45m 7d	6m 18d	4m 9d	1m 4d-65m 8d
Jail - Other Conviction	16	15	-	-	-	4m 16d	0m 25d	0m 4d-53m 28d	9m 13d	6m 8d	2m 12d-24m 5d	13m 29d	10m 11d	3m 10d-58m 7d
Released on Bail	220	215	-	-	-	1m 15d	0m 24d	0m 0d-42m 17d	10m 3d	7m 5d	0m 20d-68m 5d	11m 18d	8m 3d	1m 6d-68m 22d
R.O.R.	75	73	-	-	-	2m 12d	0m 24d	0m 1d-32m 0d	8m 20d	6m 15d	0m 10d-28m 16d	11m 2d	8m 1d	2m 21d-36m 24d
Total: Other	368	360	3m 22d	3m 9d	0m 0d-11m 3d	1m 28d	0m 24d	0m 0d-53m 28d	8m 26d	6m 7d	0m 10d-68m 5d	10m 24d	7m 18d	1m 4d-68m 22d
Total Cases	398	387	3m 29d	3m 26d	0m 0d-11m 3d	1m 26d	0m 23d	0m 0d-53m 28d	8m 20d	6m 2d	0m 10d-68m 5d	10m 15d	7m 9d	1m 4d-68m 22d

\* Information from different counties was not uniformly reported as to whether the defendant was in jail awaiting plea or trial or in jail on another conviction.

\*\* As to population, 1970 U.S. Census: Bergen, Camden, Essex, Hudson, Middlesex, Monmouth, Passaic, Union. Also coincides with estimated population, 7/1/76, official State estimates by Office of Business Economics, N.J. Department of Labor & Industry. (Provisional estimates published and certified March 9, 1978.)

Note: When "None" is used in place of the range, there is either a single case (time interval) in that category or 2 or more cases with the same time interval.



## DEFENDANTS ON WHOM CRIMINAL TRIALS COMMENCED DURING APRIL, 1978

	Number of Indictments & Accusations On Which Trial Commenced This Month	Number of Defendants	THE UNIT FOR THESE SECTIONS IS THE DEFENDANT, REGARDLESS OF THE NUMBER OF INDICTMENTS OR ACCUSATIONS AGAINST HIM											
			* TIME INTERVALS ARE COMPUTED FROM THE DATE OF FILING OF THE OLDEST INDICTMENT OR ACCUSATION ON WHICH TRIAL COMMENCED THIS MONTH											
			Length of Continuous Incarceration or Other Commitment Awaiting Commencement of Trial			Period From Indictment or Accusation To First Plea			Period From Not Guilty Plea To Commencement of Trial			Period From Indictment or Accusation To Commencement of Trial		
			Mean	Median	Range	Mean	Median	Range	Mean	Median	Range	Mean	Median	Range
ATLANTIC														
Murder:														
Jail - Awaiting Plea/Trial	2	2	4m 9d	4m 9d	4m 8d- 4m 10d	1m 29d	1m 29d	0m 21d- 3m 7d	2m 17d	2m 17d	2m 7d- 2m 27d	4m 16d	4m 16d	3m 18d- 5m 14d
Total: Murder	2	2	4m 9d	4m 9d	4m 8d- 4m 10d	1m 29d	1m 29d	0m 21d- 3m 7d	2m 17d	2m 17d	2m 7d- 2m 27d	4m 16d	4m 16d	3m 18d- 5m 14d
Other:														
Jail - Awaiting Plea/Trial	3	3	2m 11d	2m 28d	0m 14d- 3m 22d	0m 23d	0m 22d	0m 17d- 1m 1d	1m 22d	1m 14d	0m 25d- 2m 26d	2m 15d	2m 1d	1m 17d- 3m 27d
Released on Bail	5	5	-	-	-	1m 29d	0m 21d	0m 11d- 7m 10d	11m 29d	9m 11d	6m 3d- 21m 26d	13m 29d	10m 2d	6m 16d- 22m 27d
Total: Other	8	8	2m 11d	2m 28d	0m 14d- 3m 22d	1m 16d	0m 21d	0m 11d- 7m 10d	8m 4d	6m 16d	0m 25d- 21m 26d	9m 20d	6m 28d	1m 17d- 22m 27d
Total Cases:	10	10	3m 4d	3m 22d	0m 14d- 4m 10d	1m 18d	0m 21d	0m 11d- 7m 10d	7m 1d	4m 15d	0m 25d- 21m 26d	8m 19d	6m 0d	1m 17d- 22m 27d
BERGEN														
Murder:	0	0	-	-	-	-	-	-	-	-	-	-	-	-
Other:														
Jail - Awaiting Plea/Trial	2	2	3m 5d	3m 5d	2m 22d- 3m 18d	0m 15d	0m 15d	0m 14d- 0m 17d	1m 29d	1m 29d	1m 21d- 2m 7d	2m 14d	2m 14d	2m 8d- 2m 21d
Jail - Other Conviction	3	3	-	-	-	1m 25d	0m 24d	0m 15d- 4m 5d	6m 16d	7m 7d	1m 14d- 10m 27d	8m 11d	11m 12d	2m 8d- 11m 12d
Released on Bail	7	7	-	-	-	0m 18d	0m 18d	0m 9d- 0m 23d	6m 3d	4m 1d	2m 13d- 11m 4d	6m 21d	4m 19d	2m 29d- 11m 13d
R.O.R.	4	4	-	-	-	0m 16d	0m 17d	0m 13d- 0m 17d	4m 10d	4m 9d	3m 18d- 5m 6d	4m 26d	4m 24d	4m 5d- 5m 23d
Total: Other	16	16	3m 5d	3m 5d	2m 22d- 3m 18d	0m 24d	0m 17d	0m 9d- 4m 5d	5m 7d	4m 4d	1m 14d- 11m 4d	6m 1d	4m 21d	2m 8d- 11m 13d
Total Cases:	16	16	3m 5d	3m 5d	2m 22d- 3m 18d	0m 24d	0m 17d	0m 9d- 4m 5d	5m 7d	4m 4d	1m 14d- 11m 4d	6m 1d	4m 21d	2m 8d- 11m 13d

DEFENDANTS ON WHOM CRIMINAL TRIALS COMMENCED DURING APRIL, 1978

	Number of Indictments & Accusations On Which Trial Commenced This Month	Number of Defendants	THE UNIT FOR THESE SECTIONS IS THE DEFENDANT, REGARDLESS OF THE NUMBER OF INDICTMENTS OR ACCUSATIONS AGAINST HIM											
			* TIME INTERVALS ARE COMPUTED FROM THE DATE OF FILING OF THE OLDEST INDICTMENT OR ACCUSATION ON WHICH TRIAL COMMENCED THIS MONTH											
			Length of Continuous Incarceration or Other Commital Awaiting Commencement of This Month's Trial			Period From Indictment or Accusation To First Plea			Period From Not Guilty Plea To Commencement of Trial			Period From Indictment or Accusation To Commencement of Trial		
			Mean	Median	Range	Mean	Median	Range	Mean	Median	Range	Mean	Median	Range
<u>BURLINGTON</u>														
Murder:	0	0	-	-	-	-	-	-	-	-	-	-	-	-
Other:														
Jail - Other Conviction	1	1	-	-	-	0m 28d	0m 28d	none	4m 14d	4m 14d	none	5m 12d	5m 12d	none
Released on Bail	4	4	-	-	-	2m 29d	1m 8d	0m 22d- 8m 20d	7m 5d	7m 7d	2m 0d- 12m 5d	10m 4d	10m 22d	5m 19d- 13m 14d
R.O.R.	2	2	-	-	-	32m 28d	32m 28d	none	1m 25d	1m 25d	none	34m 23d	34m 23d	none
Total: Other	7	7	-	-	-	11m 7d	1m 9d	0m 22d- 32m 28d	5m 8d	4m 14d	1m 25d- 12m 5d	16m 15d	10m 25d	5m 12d- 34m 23d
Total Cases:	7	7	-	-	-	11m 7d	1m 9d	0m 22d- 32m 28d	5m 8d	4m 14d	1m 25d- 12m 5d	16m 15d	10m 25d	5m 12d- 34m 23d
<u>CAMDEN</u>														
Murder:														
Jail - Awaiting Plea/Trial	1	1	6m 12d	6m 12d	none	0m 12d	0m 12d	none	4m 24d	4m 24d	none	5m 6d	5m 6d	none
Released on Bail	1	1	-	-	-	0m 29d	0m 29d	none	19m 28d	19m 28d	none	20m 27d	20m 27d	none
Total: Murder	2	2	6m 12d	6m 12d	none	0m 20d	0m 20d	0m 12d- 0m 29d	12m 11d	12m 11d	4m 24d- 19m 28d	13m 1d	13m 1d	5m 6d- 20m 27d
Other:														
Jail - Awaiting Plea/Trial	1	1	8m 15d	8m 15d	none	0m 15d	0m 15d	none	2m 1d	2m 1d	none	2m 16d	2m 16d	none
Jail - Other Conviction	1	1	-	-	-	6m 20d	6m 20d	none	32m 0d	32m 0d	none	38m 20d	38m 20d	none
Released on Bail	6	6	-	-	-	1m 5d	1m 8d	0m 8d- 1m 21d	10m 16d	7m 20d	1m 17d- 22m 27d	11m 20d	9m 6d	2m 16d- 23m 5d
R.O.R.	6	6	-	-	-	1m 13d	1m 8d	1m 1d- 2m 9d	16m 18d	18m 25d	2m 16d- 24m 18d	18m 2d	20m 16d	4m 10d- 25m 19d
Total: Other	14	14	8m 15d	8m 15d	none	1m 19d	1m 8d	0m 8d- 6m 20d	14m 2d	14m 5d	1m 17d- 32m 0d	15m 21d	16m 5d	2m 16d- 38m 20d
Total Cases:	16	16	7m 13d	7m 13d	6m 12d- 8m 15d	1m 15d	1m 4d	0m 8d- 6m 20d	13m 25d	14m 5d	1m 17d- 32m 0d	15m 11d	16m 5d	2m 16d- 38m 20d

DEFENDANTS ON WHOM CRIMINAL TRIALS COMMENCED DURING APRIL, 1978

	Number of Indictments & Accusations On Which Trial Commenced This Month	Number of Defendants	THE UNIT FOR THESE SECTIONS IS THE DEFENDANT, REGARDLESS OF THE NUMBER OF INDICTMENTS OR ACCUSATIONS AGAINST HIM											
			* TIME INTERVALS ARE COMPUTED FROM THE DATE OF FILING OF THE OLDEST INDICTMENT OR ACCUSATION ON WHICH TRIAL COMMENCED THIS MONTH											
			Length of Continuous Incarceration or Other Commitment Awaiting Commencement of Trial			Period From Indictment or Accusation To First Plea			Period From Not Guilty Plea To Commencement of Trial			Period From Indictment or Accusation To Commencement of Trial		
			Mean	Median	Range	Mean	Median	Range	Mean	Median	Range	Mean	Median	Range
CAPE MAY														
Murder:	0	0	-	-	-	-	-	-	-	-	-	-	-	-
Other:														
Released on Bail	3	2	-	-	-	0m 19d	0m 19d	0m 5d-1m 4d	9m 20d	9m 20d	6m 26d-12m 14d	10m 9d	10m 9d	8m 0d-12m 19d
Total: Other	3	2	-	-	-	0m 19d	0m 19d	0m 5d-1m 4d	9m 20d	9m 20d	6m 26d-12m 14d	10m 9d	10m 9d	8m 0d-12m 19d
Total Cases:	3	2	-	-	-	0m 19d	0m 19d	0m 5d-1m 4d	9m 20d	9m 20d	6m 26d-12m 14d	10m 9d	10m 9d	8m 0d-12m 19d
Cumberland														
Murder:	0	0	-	-	-	-	-	-	-	-	-	-	-	-
Other:														
Jail - Awaiting Plea/Trial	5	2	2m 27d	2m 27d	1m 28d-3m 27d	0m 28d	0m 28d	0m 22d-1m 5d	4m 0d	4m 0d	1m 7d-6m 23d	4m 28d	4m 28d	1m 29d-7m 28d
Jail - Other Conviction	3	1	-	-	-	46m 4d	46m 4d	none	2m 4d	2m 4d	none	48m 8d	48m 8d	none
Released on Bail	13	9	-	-	-	0m 26d	0m 22d	0m 15d-1m 16d	5m 6d	5m 25d	1m 7d-10m 14d	6m 2d	6m 14d	1m 29d-11m 10d
Total: Other	21	12	2m 27d	2m 27d	3m 27d	4m 20d	0m 24d	0m 15d-46m 4d	4m 22d	5m 25d	1m 7d-10m 14d	9m 12d	6m 14d	1m 29d-48m 8d
Total Cases:	21	12	2m 27d	2m 27d	1m 28d-3m 27d	4m 20d	0m 24d	0m 15d-46m 4d	4m 22d	5m 25d	1m 7d-10m 14d	9m 12d	6m 14d	1m 29d-48m 8d

DEFENDANTS ON WHOM CRIMINAL TRIALS COMMENCED DURING APRIL, 1978

	Number of Indictments & Accusations On Which Trial Commenced This Month	Number of Defendants	THE UNIT FOR THESE SECTIONS IS THE DEFENDANT, REGARDLESS OF THE NUMBER OF INDICTMENTS OR ACCUSATIONS AGAINST HIM											
			* TIME INTERVALS ARE COMPUTED FROM THE DATE OF FILING OF THE OLDEST INDICTMENT OR ACCUSATION ON WHICH TRIAL COMMENCED THIS MONTH											
			Length of Continuous Incarceration or Other Committal Awaiting Commencement of This Month's Trial			Period From Indictment or Accusation To First Plea			Period From Not Guilty Plea To Commencement of Trial			Period From Indictment or Accusation To Commencement of Trial		
			Mean	Median	Range	Mean	Median	Range	Mean	Median	Range	Mean	Median	Range
<u>ESSEX</u>														
Murder:														
Jail - Awaiting Plea/Trial	4	4	4m 1d	3m 22d	2m 22d-5m 29d	0m 23d	0m 8d	0m 3d-2m 13d	2m 4d	1m 23d	1m 17d-3m 14d	2m 28d	2m 2d	1m 20d-5m 27d
Released on Bail	1	1	-	-	-	1m 6d	1m 6d	none	2m 13d	2m 13d	none	3m 19d	3m 19d	none
Total: Murder	5	5	4m 1d	3m 22d	2m 22d-5m 29d	0m 26d	0m 14d	0m 3d-2m 13d	2m 6d	2m 0d	1m 17d-3m 14d	3m 2d	2m 14d	1m 20d-5m 27d
Other:														
Jail - Awaiting Plea/Trial	19	19	3m 23d	3m 22d	0m 3d-7m 11d	1m 2d	0m 16d	0m 6d-8m 27d	5m 17d	3m 19d	1m 4d-22m 23d	6m 18d	4m 11d	1m 11d-23m 18d
Jail - Other Conviction	7	7	-	-	-	0m 28d	0m 28d	0m 7d-1m 22d	12m 25d	9m 19d	3m 21d-30m 4d	13m 24d	10m 8d	3m 28d-31m 26d
Released on Bail	38	38	-	-	-	1m 3d	0m 27d	0m 16d-9m 12d	11m 21d	11m 7d	2m 18d-26m 17d	12m 24d	12m 4d	3m 15d-27m 7d
R.O.R.	21	21	-	-	-	1m 3d	0m 27d	0m 14d-3m 6d	12m 21d	12m 20d	3m 19d-22m 3d	13m 24d	14m 10d	4m 3d-22m 21d
Total: Other	85	85	3m 23d	3m 22d	0m 3d-7m 11d	1m 2d	0m 27d	0m 6d-9m 12d	10m 20d	11m 7d	1m 4d-30m 4d	11m 23d	12m 4d	1m 11d-31m 26d
Total Cases:	90	90	3m 24d	3m 22d	0m 3d-7m 11d	1m 2d	0m 27d	0m 3d-9m 12d	10m 6d	11m 4d	1m 4d-30m 4d	11m 8d	12m 4d	1m 11d-31m 26d
<u>GLOUCESTER</u>														
Murder:	0	0	-	-	-	-	-	-	-	-	-	-	-	-
Other:														
Released on Bail	9	6	-	-	-	0m 27d	0m 26d	0m 16d-1m 14d	30m 9d	29m 17d	23m 3d-43m 4d	31m 6d	30m 16d	23m 26d-43m 20d
R.O.R.	2	2	-	-	-	0m 12d	0m 12d	0m 8d-0m 16d	23m 11d	23m 11d	22m 6d-24m 17d	23m 23d	23m 23d	22m 22d-24m 25d
Total: Other	11	8	-	-	-	0m 23d	0m 23d	0m 8d-1m 14d	28m 17d	27m 2d	22m 6d-43m 4d	29m 10d	27m 20d	22m 22d-43m 20d
Total Cases:	11	8	-	-	-	0m 23d	0m 23d	0m 8d-1m 14d	28m 17d	27m 2d	22m 6d-43m 4d	29m 10d	27m 20d	22m 22d-43m 20d

DEFENDANTS ON WHOM CRIMINAL TRIALS COMMENCED DURING APRIL, 1978

		THE UNIT FOR THESE SECTIONS IS THE DEFENDANT, REGARDLESS OF THE NUMBER OF INDICTMENTS OR ACCUSATIONS AGAINST HIM													
		Number of Indictments & Accusations On Which Trial Commenced This Month	Number of Defendants	* TIME INTERVALS ARE COMPUTED FROM THE DATE OF FILING OF THE OLDEST INDICTMENT OR ACCUSATION ON WHICH TRIAL COMMENCED THIS MONTH											
				Length of Continuous Incarceration or Other Commital Awaiting Commencement of This Month's Trial			Period From Indictment or Accusation To First Plea			Period From Not Guilty Plea To Commencement of Trial			Period From Indictment or Accusation To Commencement of Trial		
				Mean	Median	Range	Mean	Median	Range	Mean	Median	Range	Mean	Median	Range
HUDSON															
Murder:															
Jail - Awaiting Plea/Trial	2	2	13m 0d	13m 0d	12m 24d-13m 6d	0m 19d	0m 19d	0m 16d-0m 23d	11m 23d	11m 23d	11m 20d-11m 27d	12m 13d	12m 13d	none	
Jail - Other Conviction	1	1	-	-	-	0m 24d	0m 24d	none	8m 2d	8m 2d	none	8m 26d	8m 26d	none	
Released on Bail	1	1	-	-	-	0m 24d	0m 24d	none	5m 16d	5m 16d	none	6m 10d	6m 10d	none	
R.O.R.	1	1	-	-	-	1m 9d	1m 9d	none	3m 14d	3m 14d	none	4m 23d	4m 23d	none	
Total: Murder	5	5	13m 0d	13m 0d	12m 24d-13m 6d	0m 25d	0m 24d	0m 16d-1m 9d	8m 4d	8m 2d	3m 14d-11m 27d	8m 29d	8m 26d	4m 23d-12m 13d	
Other:															
Jail - Awaiting Plea/Trial	1	1	3m 11d	3m 11d	none	36m 26d	36m 26d	none	3m 9d	3m 9d	none	40m 5d	40m 5d	none	
Jail - Other Conviction	2	2	-	-	-	35m 5d	35m 5d	21m 20d-48m 20d	7m 18d	7m 18d	6m 3d-9m 3d	42m 23d	42m 23d	30m 23d-54m 23d	
Released on Bail	16	16	-	-	-	1m 7d	1m 7d	0m 17d-2m 2d	14m 27d	10m 18d	3m 12d-34m 15d	16m 4d	12m 0d	5m 14d-35m 16d	
R.O.R.	5	5	-	-	-	0m 22d	0m 22d	0m 15d-1m 2d	20m 20d	17m 27d	5m 15d-34m 25d	21m 12d	18m 12d	6m 17d-35m 17d	
Total: Other	24	24	3m 11d	3m 11d	none	5m 13d	1m 3d	0m 15d-48m 20d	15m 1d	10m 18d	3m 9d-34m 25d	20m 14d	17m 9d	5m 14d-54m 23d	
Total Cases	29	29	9m 24d	12m 24d	3m 11d-13m 6d	4m 19d	1m 1d	0m 15d-48m 20d	13m 25d	9m 20d	3m 9d-34m 25d	18m 14d	13m 10d	4m 23d-54m 23d	
HUNTERDON															
Murder:		0	0	-	-	-	-	-	-	-	-	-	-	-	
Other:															
Jail - Other Conviction	2	2	-	-	-	1m 1d	1m 1d	0m 17d-1m 15d	6m 4d	6m 4d	5m 20d-6m 18d	7m 5d	7m 5d	none	
Total: Other	2	2	-	-	-	1m 1d	1m 1d	0m 17d-1m 15d	6m 4d	6m 4d	5m 20d-6m 18d	7m 5d	7m 5d	none	
Total Cases:	2	2	-	-	-	1m 1d	1m 1d	0m 17d-1m 15d	6m 4d	6m 4d	5m 20d-6m 18d	7m 5d	7m 5d	none	

DEFENDANTS ON WHOM CRIMINAL TRIALS COMMENCED DURING APRIL, 1978

	Number of Indictments & Accusations On Which Trial Commenced This Month	Number of Defendants	THE UNIT FOR THESE SECTIONS IS THE DEFENDANT, REGARDLESS OF THE NUMBER OF INDICTMENTS OR ACCUSATIONS AGAINST HIM											
			* TIME INTERVALS ARE COMPUTED FROM THE DATE OF FILING OF THE OLDEST INDICTMENT OR ACCUSATION ON WHICH TRIAL COMMENCED THIS MONTH											
			Length of Continuous Incarceration or Other Commitment Awaiting Commencement of This Month's Trial			Period From Indictment or Accusation To First Plea			Period From Not Guilty Plea To Commencement of Trial			Period From Indictment or Accusation To Commencement of Trial		
			Mean	Median	Range	Mean	Median	Range	Mean	Median	Range	Mean	Median	Range
MERCER														
Murder:	0	0	-	-	-	-	-	-	-	-	-	-	-	-
Other:														
Jail - Awaiting Plea/Trial	1	1	12m 29d	12m 29d	none	17m 26d	17m 26d	none	3m 26d	3m 26d	none	21m 22d	21m 22d	none
Jail - Other Conviction	2	2	-	-	-	2m 6d	2m 6d	1m 29d- 2m 13d	13m 10d	13m 10d	12m 18d- 14m 2d	15m 16d	15m 16d	14m 17d- 16m 15d
Released on Bail	2	2	-	-	-	1m 18d	1m 18d	1m 0d- 2m 7d	23m 20d	23m 20d	11m 25d- 35m 15d	25m 8d	25m 8d	14m 2d- 35m 15d
R.O.R.	1	1	-	-	-	1m 6d	1m 6d	none	8m 14d	8m 14d	none	9m 20d	9m 20d	none
Total: Other	6	6	12m 29d	12m 29d	none	4m 13d	2m 3d	1m 0d- 17m 26d	14m 12d	12m 6d	3m 26d- 35m 15d	18m 25d	15m 16d	9m 20d- 36m 15d
Total Cases:	6	6	12m 29d	12m 29d	none	4m 13d	2m 3d	1m 0d- 17m 26d	14m 12d	12m 6d	3m 26d- 35m 15d	18m 25d	15m 16d	9m 20d- 36m 15d
MIDDLESEX														
Murder:	0	0	-	-	-	-	-	-	-	-	-	-	-	-
Other:														
Released on Bail	3	3	-	-	-	3m 11d	0m 25d	0m 1d- 9m 8d	5m 21d	2m 23d	1m 9d- 13m 0d	9m 2d	10m 17d	2m 24d- 13m 25d
R.O.R.	3	3	-	-	-	1m 0d	0m 29d	0m 20d- 1m 10d	10m 8d	9m 29d	9m 19d- 11m 5d	11m 7d	11m 9d	10m 9d- 12m 4d
Total: Other	6	6	-	-	-	2m 5d	0m 27d	0m 1d- 9m 8d	7m 29d	9m 24d	1m 9d- 13m 0d	10m 5d	10m 28d	2m 24d- 13m 25d
Total Cases:	6	6	-	-	-	2m 5d	0m 27d	0m 1d- 9m 8d	7m 29d	9m 24d	1m 9d- 13m 0d	10m 5d	10m 28d	2m 24d- 13m 25d

## DEFENDANTS ON WHOM CRIMINAL TRIALS COMMENCED DURING APRIL, 1978

	Number of Indictments & Accusations On Which Trial Commenced This Month	Number of Defendants	THE UNIT FOR THESE SECTIONS IS THE DEFENDANT, REGARDLESS OF THE NUMBER OF INDICTMENTS OR ACCUSATIONS AGAINST HIM											
			★ TIME INTERVALS ARE COMPUTED FROM THE DATE OF FILING OF THE OLDEST INDICTMENT OR ACCUSATION ON WHICH TRIAL COMMENCED THIS MONTH											
			Length of Continuous Incarceration or Other Committal Awaiting Commencement of Trial			Period From Indictment or Accusation To First Plea			Period From Not Guilty Plea To Commencement of Trial			Period From Indictment or Accusation To Commencement of Trial		
			Mean	Median	Range	Mean	Median	Range	Mean	Median	Range	Mean	Median	Range
<b>MONMOUTH</b>														
Murder:	0	0	-	-	-	-	-	-	-	-	-	-	-	-
Other:														
Jail - Awaiting Plea/Trial	5	5	4m 29d	4m 12d	2m 8d- 8m 1d	0m 9d	0m 6d	0m 4d- 0m 25d	2m 13d	1m 28d	1m 25d- 3m 21d	2m 22d	2m 23d	2m 2d- 3m 25d
Jail - Other Conviction	4	4	-	-	-	1m 8d	0m 23d	0m 7d- 3m 10d	2m 14d	2m 0d	1m 26d- 4m 1d	3m 22d	3m 24d	2m 3d- 5m 9d
Released on Bail	19	19	-	-	-	1m 17d	0m 29d	0m 5d- 12m 21d	4m 18d	2m 24d	1m 17d- 18m 18d	6m 5d	4m 11d	2m 17d- 19m 18d
R.O.R.	7	7	-	-	-	0m 26d	0m 22d	0m 16d- 1m 26d	4m 22d	2m 5d	2m 1d- 17m 6d	5m 18d	3m 28d	2m 17d- 17m 22d
Total: Other	35	35	4m 29d	4m 12d	2m 8d- 8m 1d	1m 6d	0m 24d	0m 4d- 12m 21d	4m 2d	2m 3d	1m 17d- 18m 18d	5m 9d	3m 25d	2m 2d- 19m 18d
Total Cases	35	35	4m 29d	4m 12d	2m 8d- 8m 1d	1m 6d	0m 24d	0m 4d- 12m 21d	4m 2d	2m 3d	1m 17d- 18m 18d	5m 9d	3m 25d	2m 2d- 19m 18d
<b>MORRIS</b>														
Murder:	0	0	-	-	-	-	-	-	-	-	-	-	-	-
Other:														
Released on Bail	3	3	-	-	-	0m 7d	0m 3d	0m 3d- 0m 14d	10m 12d	11m 5d	8m 27d- 11m 5d	10m 19d	11m 8d	9m 11d- 11m 8d
R.O.R.	1	1	-	-	-	0m 20d	0m 20d	none	4m 21d	4m 21d	none	5m 11d	5m 11d	none
Total: Other	4	4	-	-	-	0m 10d	0m 8d	0m 3d- 0m 20d	8m 29d	10m 1d	4m 21d- 11m 5d	9m 9d	10m 9d	5m 11d- 11m 8d
Total Cases:	4	4	-	-	-	0m 10d	0m 8d	0m 3d- 0m 20d	8m 29d	10m 1d	4m 21d- 11m 5d	9m 9d	10m 9d	5m 11d- 11m 8d

DEFENDANTS ON WHOM CRIMINAL TRIALS COMMENCED DURING APRIL, 1978

	Number of Indictments & Accusations On Which Trial Commenced This Month	Number of Defendants	THE UNIT FOR THESE SECTIONS IS THE DEFENDANT, REGARDLESS OF THE NUMBER OF INDICTMENTS OR ACCUSATIONS AGAINST HIM											
			* TIME INTERVALS ARE COMPUTED FROM THE DATE OF FILING OF THE OLDEST INDICTMENT OR ACCUSATION ON WHICH TRIAL COMMENCED THIS MONTH											
			Length of Continuous Incarceration or Other Commital Awaiting Commencement of Trial			Period From Indictment or Accusation To First Plea			Period From Not Guilty Plea To Commencement of Trial			Period From Indictment or Accusation To Commencement of Trial		
			Mean	Median	Range	Mean	Median	Range	Mean	Median	Range	Mean	Median	Range
OCEAN														
Murder:														
Jail - Awaiting Plea/Trial	1	1	10m 27d	10m 27d	none	0m 15d	0m 15d	none	6m 3d	6m 3d	none	6m 18d	6m 18d	none
Total: Murder	1	1	10m 27d	10m 27d	none	0m 15d	0m 15d	none	6m 3d	6m 3d	none	6m 18d	6m 18d	none
Other:														
Jail - Awaiting Plea/Trial	2	2	3m 28d	3m 28d	3m 4d- 4m 22d	0m 28d	0m 28d	0m 14d- 1m 13d	4m 24d	4m 24d	1m 1d- 8m 18d	5m 23d	5m 23d	1m 15d- 10m 1d
Released on Bail	4	4	-	-	-	6m 3d	1m 21d	0m 15d- 20m 13d	12m 28d	6m 23d	3m 12d- 34m 26d	19m 1d	18m 11d	4m 2d- 35m 11d
R.O.R.	3	3	-	-	-	0m 21d	0m 14d	0m 6d- 1m 12d	11m 22d	10m 15d	8m 20d- 16m 0d	12m 12d	10m 21d	10m 2d- 16m 14d
Total: Other	9	9	3m 28d	3m 28d	3m 4d- 4m 22d	3m 4d	0m 20d	0m 6d- 20m 13d	10m 22d	8m 20d	1m 1d- 34m 26d	13m 26d	10m 21d	1m 15d- 35m 11d
Total Cases:	10	10	6m 8d	4m 22d	3m 4d- 10m 27d	2m 26d	0m 17d	0m 6d- 20m 13d	10m 8d	8m 19d	1m 1d- 34m 26d	13m 5d	10m 11d	1m 15d- 35m 11d
PASSAIC														
Murder:	0	0	-	-	-	-	-	-	-	-	-	-	-	-
Other:														
Jail - Awaiting Plea/Trial	24	22	4m 16d	3m 18d	1m 21d- 16m 1d	3m 26d	0m 8d	0m 2d- 58m 26d	5m 6d	1m 24d	1m 8d- 73m 23d	9m 2d	2m 4d	1m 12d- 74m 2d
Jail - Other Conviction	4	4	-	-	-	5m 19d	1m 1d	0m 13d- 20m 0d	2m 9d	2m 1d	1m 9d- 3m 25d	7m 28d	2m 21d	2m 14d- 23m 25d
Released on Bail	20	20	-	-	-	0m 23d	0m 15d	0m 7d- 3m 9d	5m 20d	3m 27d	1m 17d- 15m 18d	6m 14d	4m 21d	2m 0d- 16m 0d
R.O.R.	3	3	-	-	-	1m 13d	0m 29d	0m 26d- 2m 13d	5m 10d	1m 11d	1m 2d- 13m 16d	6m 22d	3m 24d	2m 1d- 14m 12d
Total: Other	51	49	4m 16d	3m 18d	1m 21d- 16m 1d	2m 18d	0m 12d	0m 2d- 58m 26d	5m 5d	2m 11d	1m 2d- 73m 23d	7m 23d	3m 24d	1m 12d- 74m 2d
Total Cases	51	49	4m 16d	3m 18d	1m 21d- 16m 1d	2m 18d	0m 12d	0m 2d- 58m 26d	5m 5d	2m 11d	1m 2d- 73m 23d	7m 23d	3m 24d	1m 12d- 74m 2d



DEFENDANTS ON WHOM CRIMINAL TRIALS COMMENCED DURING APRIL, 1978

	Number of Indictments & Accusations On Which Trial Commenced This Month	THE UNIT FOR THESE SECTIONS IS THE DEFENDANT, REGARDLESS OF THE NUMBER OF INDICTMENTS OF ACCUSATIONS AGAINST HIM												
		Number of Defendants	★ TIME INTERVALS ARE COMPUTED FROM THE DATE OF FILING OF THE OLDEST INDICTMENT OR ACCUSATION ON WHICH TRIAL COMMENCED THIS MONTH											
			Length of Continuous Incarceration or Other Commital Awaiting Commencement of This Month's Trial			Period From Indictment or Accusation To First Plea			Period From Not Guilty Plea To Commencement of Trial			Period From Indictment or Accusation To Commencement of Trial		
			Mean	Median	Range	Mean	Median	Range	Mean	Median	Range	Mean	Median	Range
SALEM Murder:	0	0	-	-	-	-	-	-	-	-	-	-	-	-
Other: Jail - Other Conviction	1	1	-	-	-	0m 12d	0m 12d	none	11m 21d	11m 21d	none	12m 3d	12m 3d	none
Released on Bail	5	5	-	-	-	1m 11d	1m 10d	0m 17d- 3m 0d	16m 12d	14m 21d	6m 18d- 23m 16d	17m 23d	16m 1d	9m 18d- 24m 3d
Total: Other	6	6	-	-	-	1m 6d	0m 29d	0m 12d- 3m 0d	15m 18d	14m 20d	6m 18d- 23m 16d	16m 25d	16m 0d	9m 18d- 24m 3d
Total Cases:	6	6	-	-	-	1m 6d	0m 29d	0m 12d- 3m 0d	15m 18d	14m 20d	6m 18d- 23m 16d	16m 25d	16m 0d	9m 18d- 24m 3d
SOMERSET Murder:	0	0	-	-	-	-	-	-	-	-	-	-	-	-
Other: Released on Bail	5	5	-	-	-	0m 15d	0m 9d	0m 8d- 1m 6d	4m 11d	3m 20d	2m 24d- 6m 14d	4m 26d	4m 5d	3m 2d- 6m 22d
R.O.R.	6	6	-	-	-	0m 12d	0m 13d	0m 7d- 0m 16d	6m 15d	3m 23d	3m 11d- 12m 11d	6m 27d	4m 4d	3m 26d- 12m 18d
Total: Other	11	11	-	-	-	0m 14d	0m 12d	0m 7d- 1m 6d	5m 16d	3m 21d	2m 24d- 12m 11d	6m 0d	4m 5d	3m 2d- 12m 18d
Total Cases:	11	11	-	-	-	0m 14d	0m 12d	0m 7d- 1m 6d	5m 16d	3m 21d	2m 24d- 12m 11d	6m 0d	4m 5d	3m 2d- 12m 18d
SUSSEX Murder:	0	0	-	-	-	-	-	-	-	-	-	-	-	-
Other: Jail - Awaiting Plea/Trial	1	1	0m 28d	0m 28d	none	7m 7d	7m 7d	none	11m 14d	11m 14d	none	18m 21d	18m 21d	none
Total: Other	1	1	0m 28d	0m 28d	none	7m 7d	7m 7d	none	11m 14d	11m 14d	none	18m 21d	18m 21d	none
Total Cases:	1	1	0m 28d	0m 28d	none	7m 7d	7m 7d	none	11m 14d	11m 14d	none	18m 21d	18m 21d	none

DEFENDANTS ON WHOM CRIMINAL TRIALS COMMENCED DURING APRIL, 1978

	Number of Indictments & Accusations On Which Trial Commenced This Month	Number of Defendants	THE UNIT FOR THESE SECTIONS IS THE DEFENDANT, REGARDLESS OF THE NUMBER OF INDICTMENTS OR ACCUSATIONS AGAINST HIM											
			★ TIME INTERVALS ARE COMPUTED FROM THE DATE OF FILING OF THE OLDEST INDICTMENT OR ACCUSATION ON WHICH TRIAL COMMENCED THIS MONTH											
			Length of Continuous Incarceration or Other Commital Awaiting Commencement of This Month's Trial			Period From Indictment or Accusation To First Plea			Period From Not Guilty Plea To Commencement of Trial			Period From Indictment or Accusation To Commencement of Trial		
			Mean	Median	Range	Mean	Median	Range	Mean	Median	Range	Mean	Median	Range
<u>UNION</u>														
Murder:	0	0	-	-	-	-	-	-	-	-	-	-	-	-
Other:														
Jail - Awaiting Plea/Trial	3	3	3m 5d	2m 17d	2m 10d-4m 18d	3m 1d	0m 8d	0m 7d-8m 17d	2m 19d	2m 8d	2m 7d-3m 11d	5m 19d	3m 18d	2m 16d-10m 24d
Jail - Other Conviction	2	2	-	-	-	0m 25d	0m 25d	0m 7d-1m 13d	4m 16d	4m 16d	3m 13d-5m 20d	5m 11d	5m 11d	3m 20d-7m 3d
Released on Bail	14	14	-	-	-	0m 29d	1m 0d	0m 9d-1m 13d	9m 25d	5m 13d	1m 14d-50m 10d	10m 24d	6m 17d	1m 23d-51m 18d
Total: Other	19	19	3m 5d	2m 17d	2m 10d-4m 18d	1m 8d	1m 0d	0m 7d-8m 17d	8m 4d	5m 2d	1m 14d-50m 10d	9m 12d	6m 2d	1m 23d-51m 18d
Total Cases:	19	19	3m 5d	2m 17d	2m 10d-4m 18d	1m 8d	1m 0d	0m 7d-8m 17d	8m 4d	5m 2d	1m 14d-50m 10d	9m 12d	6m 2d	1m 23d-51m 18d
<u>WARREN</u>														
No Cases	0	0	-	-	-	-	-	-	-	-	-	-	-	-

## DEFENDANTS ON WHOM CRIMINAL TRIALS COMMENCED DURING APRIL, 1978

		THE UNIT FOR THESE SECTIONS IS THE DEFENDANT, REGARDLESS OF THE NUMBER OF INDICTMENTS OR ACCUSATIONS AGAINST HIM												
		* TIME INTERVALS ARE COMPUTED FROM THE DATE OF FILING OF THE OLDEST INDICTMENT OR ACCUSATION ON WHICH TRIAL COMMENCED THIS MONTH												
Number of Indictments & Accusations On Which Trial Commenced This Month	Number of Defendants	Length of Continuous Incarceration or Other Commital Awaiting Commencement of This Month's Trial			Period From Indictment or Accusation To First Plea			Period From Not Guilty Plea To Commencement of Trial			Period From Indictment or Accusation To Commencement of Trial			
		Mean	Median	Range	Mean	Median	Range	Mean	Median	Range	Mean	Median	Range	
8 LARGEST COUNTIES **														
Murder:														
Jail - Awaiting Plea/Trial	7	7	6m 28d	5m 29d	2m 22d-13m 6d	0m 21d	0m 14d	0m 3d-2m 13d	5m 8d	3m 14d	1m 17d-11m 27d	5m 29d	5m 6d	1m 20d-12m 13d
Jail - Other Conviction	1	1	-	-	-	0m 24d	0m 24d	none	8m 2d	8m 2d	none	8m 26d	8m 26d	none
Released on Bail	3	3	-	-	-	1m 0d	0m 29d	0m 24d-1m 6d	9m 9d	5m 16d	2m 13d-19m 28d	10m 9d	6m 10d	3m 19d-20m 27d
R.O.R.	1	1	-	-	-	1m 9d	1m 9d	none	3m 14d	3m 14d	none	4m 23d	4m 23d	none
Total: Murder	12	12	6m 28d	5m 29d	2m 22d-13m 6d	0m 25d	0m 23d	0m 3d-2m 13d	6m 11d	4m 4d	1m 17d-19m 28d	7m 6d	5m 16d	1m 20d-20m 27d
Other:														
Jail - Awaiting Plea/Trial	55	53	4m 6d	3m 18d	0m 3d-16m 1d	2m 27d	0m 9d	0m 2d-58m 26d	4m 21d	2m 8d	1m 4d-73m 23d	7m 18d	2m 28d	1m 11d-74m 2d
Jail - Other Conviction	23	23	-	-	-	5m 4d	1m 0d	0m 7d-48m 20d	8m 1d	4m 4d	1m 9d-32m 0d	13m 6d	5m 10d	2m 3d-54m 23d
Released on Bail	123	123	-	-	-	1m 5d	0m 27d	0m 1d-12m 21d	9m 9d	8m 15d	1m 9d-50m 10d	10m 14d	9m 28d	1m 23d-51m 18d
R.O.R.	49	49	-	-	-	1m 1d	0m 27d	0m 13d-3m 6d	11m 17d	11m 5d	1m 2d-34m 25d	12m 18d	12m 4d	2m 1d-35m 17d
Total: Other	250	248	4m 6d	3m 18d	0m 3d-16m 1d	1m 26d	0m 25d	0m 1d-58m 26d	8m 20d	5m 2d	1m 2d-73m 23d	10m 16d	7m 3d	1m 11d-74m 2d
Total Cases:	262	260	4m 16d	3m 20d	0m 3d-16m 1d	1m 25d	0m 25d	0m 1d-58m 26d	8m 16d	5m 0d	1m 2d-73m 23d	10m 11d	6m 18d	1m 11d-74m 2d

**CONTINUED**

**30F8**

# DEFENDANTS ON WHOM CRIMINAL TRIALS COMMENCED DURING APRIL, 1978

THE UNIT FOR THESE SECTIONS IS THE DEFENDANT, REGARDLESS OF THE NUMBER OF INDICTMENTS OR ACCUSATIONS AGAINST HIM															
Number of Indictments & Accusations On Which Trial Commenced This Month		Number of Defendants	* TIME INTERVALS ARE COMPUTED FROM THE DATE OF FILING OF THE OLDEST INDICTMENT OR ACCUSATION ON WHICH TRIAL COMMENCED THIS MONTH												
			Length of Continuous Incarceration or Other Commital Awaiting Commencement of This Month's Trial			Period From Indictment or Accusation To First Plea			Period From Not Guilty Plea To Commencement of Trial			Period From Indictment or Accusation To Commencement of Trial			
			Mean	Median	Range	Mean	Median	Range	Mean	Median	Range	Mean	Median	Range	
13 REMAINING COUNTIES															
Murder:															
Jail - Awaiting Plea/Trial	3	3	6m 15d	4m 10d	4m 8d- 10m 27d	1m 14d	0m 21d	0m 15d- 3m 7d	3m 22d	2m 27d	2m 7d- 6m 3d	5m 7d	5m 14d	3m 18d- 6m 18d	
Total: Murder	3	3	6m 15d	4m 10d	4m 8d- 10m 27d	1m 14d	0m 21d	0m 15d- 3m 7d	3m 22d	2m 27d	2m 7d- 6m 3d	5m 7d	5m 14d	3m 18d- 6m 18d	
Other:															
Jail - Awaiting Plea/Trial	12	9	3m 26d	3m 4d	0m 14d- 12m 29d	3m 14d	1m 1d	0m 14d- 17m 26d	4m 7d	2m 26d	0m 25d- 11m 14d	7m 21d	3m 27d	1m 15d- 21m 22d	
Jail - Other Conviction	9	7	-	-	-	7m 21d	1m 15d	0m 12d- 46m 4d	8m 5d	6m 18d	2m 4d- 14m 2d	15m 26d	12m 3d	5m 12d- 48m 8d	
Released on Bail	53	45	-	-	-	1m 19d	0m 23d	0m 3d- 20m 13d	12m 20d	9m 11d	1m 7d- 43m 4d	14m 10d	10m 25d	1m 29d- 43m 20d	
R.O.R.	15	15	-	-	-	4m 26d	0m 15d	0m 6d- 32m 28d	9m 6d	8m 14d	1m 25d- 24m 17d	14m 2d	10m 21d	3m 26d- 34m 23d	
Total: Other	89	76	3m 26d	3m 26d	0m 14d- 12m 29d	3m 2d	0m 22d	0m 3d- 46m 4d	10m 17d	7m 3d	0m 25d- 43m 4d	13m 19d	10m 11d	1m 15d- 48m 8d	
Total Cases	92	79	4m 16d	3m 24d	0m 14d- 12m 29d	3m 0d	0m 22d	0m 3d- 46m 4d	10m 9d	6m 29d	0m 25d- 43m 4d	13m 9d	10m 2d	1m 15d- 48m 8d	

DEFENDANTS ON WHOM CRIMINAL TRIALS COMMENCED DURING APRIL 1978

		THE UNIT FOR THESE SECTIONS IS THE DEFENDANT, REGARDLESS OF THE NUMBER OF INDICTMENTS OR ACCUSATIONS AGAINST HIM												
		★ TIME INTERVALS ARE COMPUTED FROM THE DATE OF FILING OF THE OLDEST INDICTMENT OR ACCUSATION ON WHICH TRIAL COMMENCED THIS MONTH												
Number of Indictments & Accusations On Which Trial Commenced This Month	Number of Defendants	Length of Continuous Incarceration or Other Commitment Awaiting Commencement of This Month's Trial			Period From Indictment or Accusation To First Plea			Period From Not Guilty Plea To Commencement of Trial			Period From Indictment or Accusation To Commencement of Trial			
		Mean	Median	Range	Mean	Median	Range	Mean	Median	Range	Mean	Median	Range	
STATE TOTALS														
Murder:														
Jail - Awaiting Plea/Trial	10	10	6m 24d	5m 4d	2m 22d-13m 6d	0m 28d	0m 15d	0m 3d-3m 7d	4m 25d	3m 5d	1m 17d-11m 27d	5m 22d	5m 10d	1m 20d-12m 13d
Jail - Other Conviction	1	1	-	-	-	0m 24d	0m 24d	none	8m 2d	8m 2d	none	8m 26d	8m 26d	none
Released on Bail	3	3	-	-	-	1m 0d	0m 29d	0m 24d-1m 6d	9m 9d	5m 16d	2m 13d-19m 28d	10m 9d	6m 10d	3m 19d-20m 27d
R.O.R.	1	1	-	-	-	1m 9d	1m 9d	none	3m 14d	3m 14d	none	4m 23d	4m 23d	none
Total: Murder	15	15	6m 24d	5m 4d	2m 22d-13m 6d	0m 29d	0m 23d	0m 3d-3m 7d	5m 25d	3m 14d	1m 17d-19m 28d	6m 24d	5m 14d	1m 20d-20m 27d
Other:														
Jail - Awaiting Plea/Trial	67	62	4m 5d	3m 18d	0m 3d-16m 1d	2m 29d	0m 13d	0m 2d-58m 26d	4m 19d	2m 9d	0m 25d-73m 23d	7m 19d	2m 28d	1m 11d-74m 2d
Jail - Other Conviction	32	30	-	-	-	5m 22d	1m 0d	0m 7d-48m 20d	8m 2d	5m 2d	1m 9d-32m 0d	13m 24d	7m 5d	2m 3d-54m 23d
Released on Bail	176	168	-	-	-	1m 9d	0m 26d	0m 1d-20m 13d	10m 6d	9m 3d	1m 7d-50m 10d	11m 15d	10m 6d	1m 23d-51m 18d
R.O.R.	64	64	-	-	-	1m 28d	0m 25d	0m 6d-32m 28d	11m 1d	10m 7d	1m 2d-34m 25d	12m 28d	11m 27d	2m 1d-35m 17d
Total: Other	339	324	4m 5d	3m 18d	0m 3d-16m 1d	2m 5d	0m 25d	0m 1d-58m 26d	9m 3d	5m 27d	0m 25d-73m 23d	11m 8d	8m 19d	1m 11d-74m 2d
Total Cases:	354	339	4m 16d	3m 22d	0m 3d-16m 1d	2m 3d	0m 24d	0m 1d-58m 26d	8m 29d	5m 25d	0m 25d-73m 23d	11m 2d	8m 7d	1m 11d-74m 2d

\* Information from different counties was not uniformly reported as to whether the defendant was in jail awaiting plea or trial or in jail on another conviction.

\*\* As to population, 1970 U.S. Census: Bergen, Camden, Essex, Hudson, Middlesex, Monmouth, Passaic, Union. Also coincides with estimated population, 7/1/76, official State estimates by Office of Business Economics, N.J. Department of Labor & Industry. (Provisional estimates published and certified March 9, 1978.)

Note: When "None" is used in place of the range, there is either a single case (time interval) in that category or 2 or more cases with the same time interval.

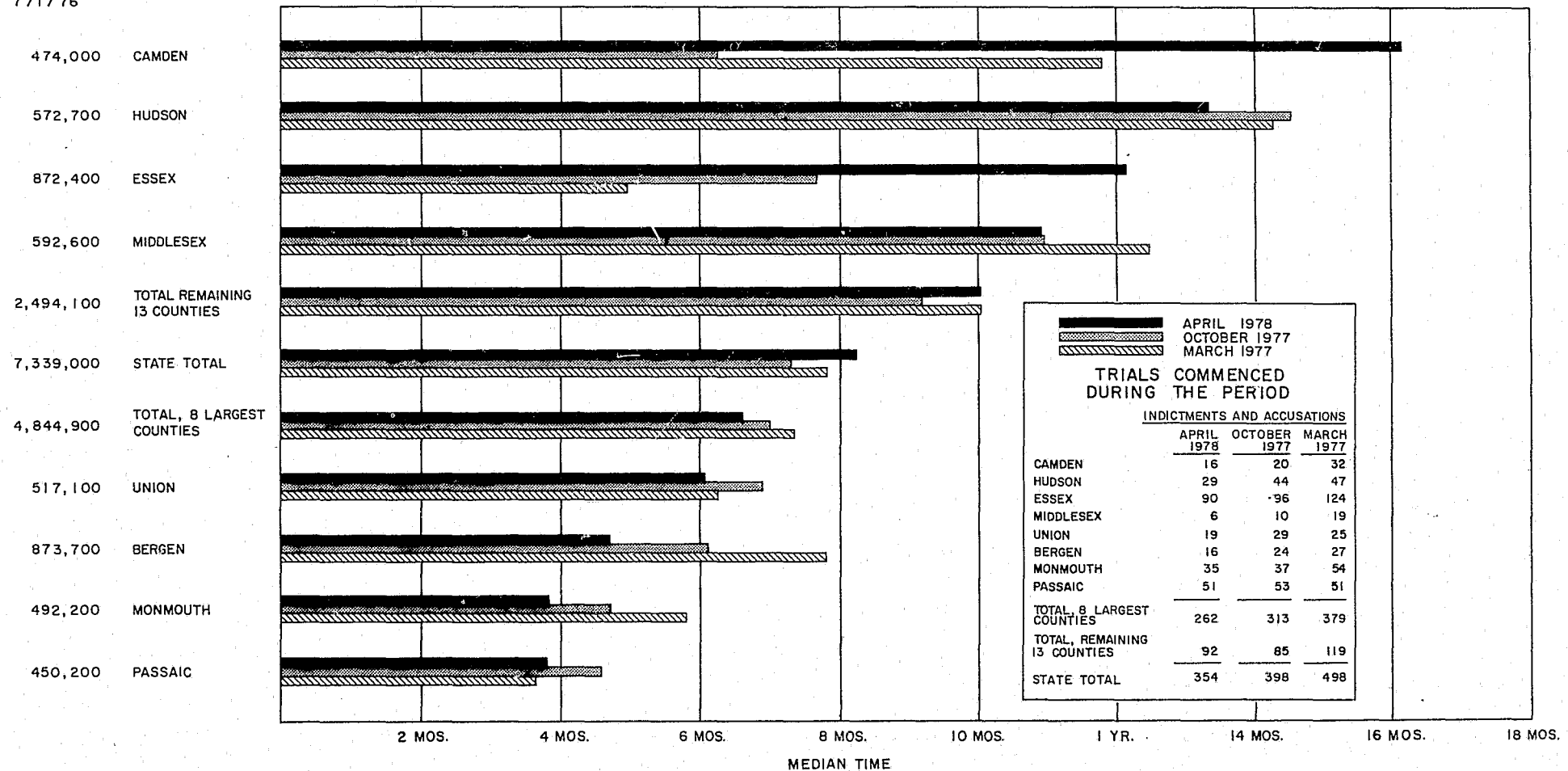
LAW DIVISION OF SUPERIOR AND COUNTY COURTS  
 DEFENDANTS ON WHOM CRIMINAL TRIALS COMMENCED DURING APRIL, 1978 AND OCTOBER, 1977  
 SUMMARY OF TIME INTERVAL STUDIES AND COMPARISON OF TOTALS WITH MARCH, 1977 STUDY

COUNTY	Date of Study	Median Length of Continuous Incarceration of Defendants Awaiting Plea or Commencement of Trial Only			Jail/Bail Status of Defendants and Median Period from Indictment or Accusation to Commencement of Trial										Total Cases - (Defendants) Median Period from Oldest Indictment or Accusation to Commencement of Trial			Total Number of Defendants	Total Number of Indictments and Accusations	
					Murder (Murder included among all charges)					Non-Murder (Murder not included among all charges)										
		Murder	Other	Total	Jail Awtg. Plea/Trial	Jail Other Convic.	Rel. on Bail	Rel. on R.O.R.	Total Murder	Jail Awtg. Plea/Trial	Jail Other Convic.	Rel. on Bail	Rel. on R.O.R.	Total Non-Murder	Jury	Non-Jury	Total			
ATLANTIC	4/78 10/77	4m 9d	2m 28d	3m 22d	4m 16d	-	-	-	4m 16d	2m 1d	-	10m 2d	-	6m 28d	5m 14d	7m 11d	6m 0d	10 4	10 4	
BERGEN	4/78 10/77	-	3m 5d	3m 5d	-	-	-	-	-	2m 14d	11m 12d	4m 19d	4m 24d	4m 21d	7m 18d	4m 12d	4m 21d	16 24	16 24	
BURLINGTON	4/78 10/77	-	5m 8d	5m 8d	-	-	-	-	-	4m 15d	3m 10d	6m 3d	6m 19d	6m 3d	6m 3d	6m 4d	6m 3d	7 13	7 16	
CAMDEN	4/78 10/77	6m 12d	8m 15d	7m 13d	5m 6d	-	20m 27d	-	13m 1d	2m 16d	38m 20d	9m 6d	20m 16d	16m 5d	15m 28d	17m 20d	16m 5d	16 20	16 20	
CAPE MAY	4/78 10/77	-	7m 2d	7m 2d	-	13m 17d	10m 17d	-	13m 17d	5m 15d	14m 13d	7m 8d	18m 3d	7m 4d	7m 4d	7m 12d	7m 8d	2 1	3 3	
CUMBERLAND	4/78 10/77	8m 27d	-	8m 27d	8m 4d	-	-	-	8m 4d	-	-	10m 9d	-	10m 9d	10m 9d	-	10m 9d	2 13	3 17	
ESSEX	4/78 10/77	-	2m 27d	2m 27d	-	-	-	-	-	4m 28d	48m 8d	6m 14d	-	6m 14d	6m 14d	-	6m 14d	12 13	21 17	
GLOUCESTER	4/78 10/77	3m 22d	3m 22d	3m 22d	2m 2d	-	3m 19d	-	2m 14d	4m 11d	10m 8d	12m 4d	14m 10d	12m 4d	12m 4d	12m 20d	12m 4d	90 95	90 96	
HUDSON	4/78 10/77	6m 2d	4m 8d	4m 10d	4m 8d	-	4m 6d	-	4m 8d	4m 29d	19m 0d	8m 22d	8m 12d	8m 1d	7m 9d	9m 6d	7m 20d	8 3	11 3	
HUNTERDON	4/78 10/77	-	-	-	-	-	-	-	-	-	-	30m 16d	23m 23d	27m 20d	24m 25d	30m 16d	27m 20d	24m 16d	29 44	29 44
MERCER	4/78 10/77	13m 0d	3m 11d	12m 24d	12m 13d	8m 26d	6m 10d	4m 23d	8m 26d	40m 5d	42m 23d	12m 0d	18m 12d	17m 9d	12m 26d	16m 6d	13m 10d	2 2	2 2	
MIDDLESEX	4/78 10/77	-	4m 15d	4m 15d	-	4m 9d	-	-	4m 9d	6m 5d	24m 23d	19m 24d	8m 6d	14m 16d	14m 16d	12m 11d	14m 16d	4 2	4 2	
MONMOUTH	4/78 10/77	-	-	-	-	-	-	-	-	-	7m 5d	11m 20d	13m 13d	12m 16d	7m 5d	-	7m 5d	6 10	6 10	
MORRIS	4/78 10/77	-	12m 29d	12m 29d	-	6m 3d	-	-	6m 3d	21m 22d	15m 16d	25m 8d	9m 20d	15m 16d	14m 17d	36m 15d	15m 16d	4 6	4 6	
OCEAN	4/78 10/77	-	-	-	-	-	-	-	-	6m 28d	6m 28d	6m 28d	-	6m 24d	-	-	6m 24d	6 10	6 10	
PASSAIC	4/78 10/77	-	1m 0d	1m 0d	-	-	-	-	-	10m 17d	11m 9d	10m 28d	11m 9d	10m 28d	11m 9d	10m 17d	10m 28d	35 37	35 37	
SOMERSET	4/78 10/77	-	4m 12d	4m 12d	-	-	-	-	-	2m 23d	3m 24d	4m 11d	3m 28d	3m 25d	3m 25d	3m 19d	3m 25d	35 37	35 37	
SUSSEX	4/78 10/77	-	4m 27d	4m 27d	-	8m 29d	-	-	8m 29d	2m 15d	4m 14d	6m 27d	4m 9d	4m 21d	4m 21d	7m 20d	4m 21d	4 8	4 8	
UNION	4/78 10/77	-	3m 9d	3m 9d	-	-	-	-	-	11m 8d	5m 11d	10m 9d	5m 11d	10m 9d	10m 9d	-	10m 9d	8 4	8 4	
WARREN	4/78 10/77	10m 27d	3m 28d	4m 22d	6m 18d	-	-	-	6m 18d	5m 23d	-	18m 11d	10m 21d	10m 21d	10m 21d	1m 15d	10m 11d	10 14	10 14	
ATLANTIC	4/78 10/77	-	3m 15d	4m 16d	-	17m 18d	-	-	17m 18d	9m 4d	-	15m 20d	22m 8d	18m 8d	17m 18d	29m 8d	17m 28d	14 51	14 51	
BERGEN	4/78 10/77	-	4m 16d	3m 18d	-	-	-	-	-	2m 4d	2m 21d	4m 21d	3m 24d	3m 25d	3m 24d	-	3m 25d	49 52	49 53	
BURLINGTON	4/78 10/77	4m 10d	3m 0d	3m 6d	3m 9d	-	11m 3d	6m 10d	5m 7d	2m 29d	-	6m 4d	5m 22d	4m 17d	4m 14d	5m 5d	4m 17d	6 3	6 3	
CAMDEN	4/78 10/77	9m 20d	-	9m 20d	9m 10d	-	-	-	9m 10d	-	12m 3d	16m 1d	-	16m 0d	16m 0d	-	16m 0d	6 3	6 3	
CAPE MAY	4/78 10/77	-	-	-	-	-	-	-	-	21m 16d	21m 14d	21m 14d	-	21m 15d	15m 13d	21m 14d	21m 14d	11 7	11 7	
CUMBERLAND	4/78 10/77	-	3m 24d	3m 24d	9m 4d	-	-	-	9m 4d	-	-	4m 5d	4m 4d	4m 5d	4m 5d	4m 4d	4m 5d	1 0	1 0	
ESSEX	4/78 10/77	-	0m 28d	0m 28d	-	-	-	-	-	18m 21d	-	-	-	-	18m 21d	-	18m 21d	1 0	1 0	
GLOUCESTER	4/78 10/77	-	-	-	-	-	-	-	-	-	-	-	-	-	-	-	-	19 29	19 29	
HUDSON	4/78 10/77	4m 13d	2m 17d	2m 17d	2m 17d	-	4m 16d	-	3m 16d	3m 18d	5m 11d	6m 17d	-	6m 2d	6m 17d	4m 15d	6m 2d	0 4	0 4	
SALEN	4/78 10/77	-	2m 18d	3m 5d	-	-	-	-	-	4m 15d	-	7m 4d	-	6m 27d	6m 26d	39m 12d	6m 27d	19 29	19 29	
SOMERSET	4/78 10/77	-	-	-	-	-	-	-	-	-	-	-	-	-	-	-	-	0 4	0 4	
SUSSEX	4/78 10/77	-	-	-	-	-	-	-	-	-	-	-	-	-	-	-	-	0 4	0 4	
UNION	4/78 10/77	5m 29d	3m 18d	3m 20d	5m 6d	8m 26d	6m 10d	4m 23d	5m 16d	2m 28d	5m 10d	9m 28d	12m 4d	7m 3d	7m 3d	5m 18d	6m 18d	260 311 375	262 313 379	
WARREN	4/78 10/77	4m 13d	2m 18d	3m 5d	2m 17d	-	4m 16d	-	3m 16d	3m 18d	5m 11d	6m 17d	-	6m 2d	6m 26d	39m 12d	6m 27d	19 29	19 29	
TOTAL 8 * LARGEST COUNTIES	4/78 10/77 3/77	5m 29d 4m 13d 4m 4d	3m 18d 3m 18d 3m 6d	3m 20d 3m 29d 3m 8d	5m 6d 3m 15d 4m 21d	8m 26d 13m 17d 3m 19d	6m 10d 4m 8d 7m 26d	4m 23d 6m 10d -	5m 16d 4m 8d 4m 21d	2m 28d 4m 9d 2m 21d	5m 10d 4m 21d 14m 4d	9m 28d 8m 1d 7m 24d	12m 4d 8m 1d 7m 23d	7m 3d 7m 4d 7m 11d	7m 3d 7m 4d 6m 8d	5m 18d 7m 1d 8m 28d	6m 18d 7m 0d 7m 11d	260 311 375	262 313 379	
TOTAL 13 REMAINING COUNTIES	4/78 10/77 3/77	4m 10d 8m 27d 7m 3d	3m 4d 2m 11d 4m 0d	3m 24d 3m 24d 4m 26d	5m 14d 3m 24d 5m 21d	- 4m 10d 20m 18d	- 17m 18d 9m 18d	- -	5m 14d 8m 19d 5m 27d	3m 27d 4m 8d 8m 21d	12m 3d 16m 15d 11m 4d	10m 25d 8m 25d 10m 1d	10m 21d 11m 16d 12m 1d	10m 11d 9m 23d 10m 1d	10m 1d 8m 13d 8m 22d	16m 23d 19m 2d 10m 8d	10m 2d 9m 5d 10m 1d	79 76 106	82 85 119	
STATE TOTAL	4/78 10/77 3/77	5m 4d 4m 14d 5m 13d	3m 18d 3m 9d 3m 6d	3m 22d 3m 26d 3m 11d	5m 10d 4m 8d 5m 13d	8m 26d 8m 29d 12m 3d	6m 10d 4m 12d 7m 26d	4m 23d 6m 10d -	5m 14d 4m 23d 5m 19d	2m 28d 4m 9d 3m 0d	7m 5d 10m 11d 12m 4d	10m 6d 8m 3d 8m 21d	11m 27d 8m 1d 8m 0d	8m 19d 7m 18d 7m 25d	8m 8d 7m 8d 7m 11d	6m 17d 7m 17d 9m 26d	8m 7d 7m 9d 7m 24d	339 387 481	354 398 498	

\* As to population, 1970 U.S. Census: Bergen, Camden, Essex, Hudson, Middlesex, Monmouth, Passaic, Union. Also coincides with estimated population 7/1/76, official State estimates by Office of Business Economics, N.J. Department of Labor and Industry. (Provisional estimates published and certified March 9, 1978.)

SUPERIOR AND COUNTY COURTS CRIMINAL TRIALS COMMENCED DURING APRIL 1978, OCTOBER 1977, AND MARCH 1977  
 MEDIAN TIME FROM DATE OF INDICTMENT OR ACCUSATION TO COMMENCEMENT OF TRIAL  
 8 LARGEST COUNTIES (OVER 450,000 POP.) AND COMBINED DATA ON REMAINING 13 COUNTIES

ESTIMATED  
 POPULATION \*  
 7/1/76

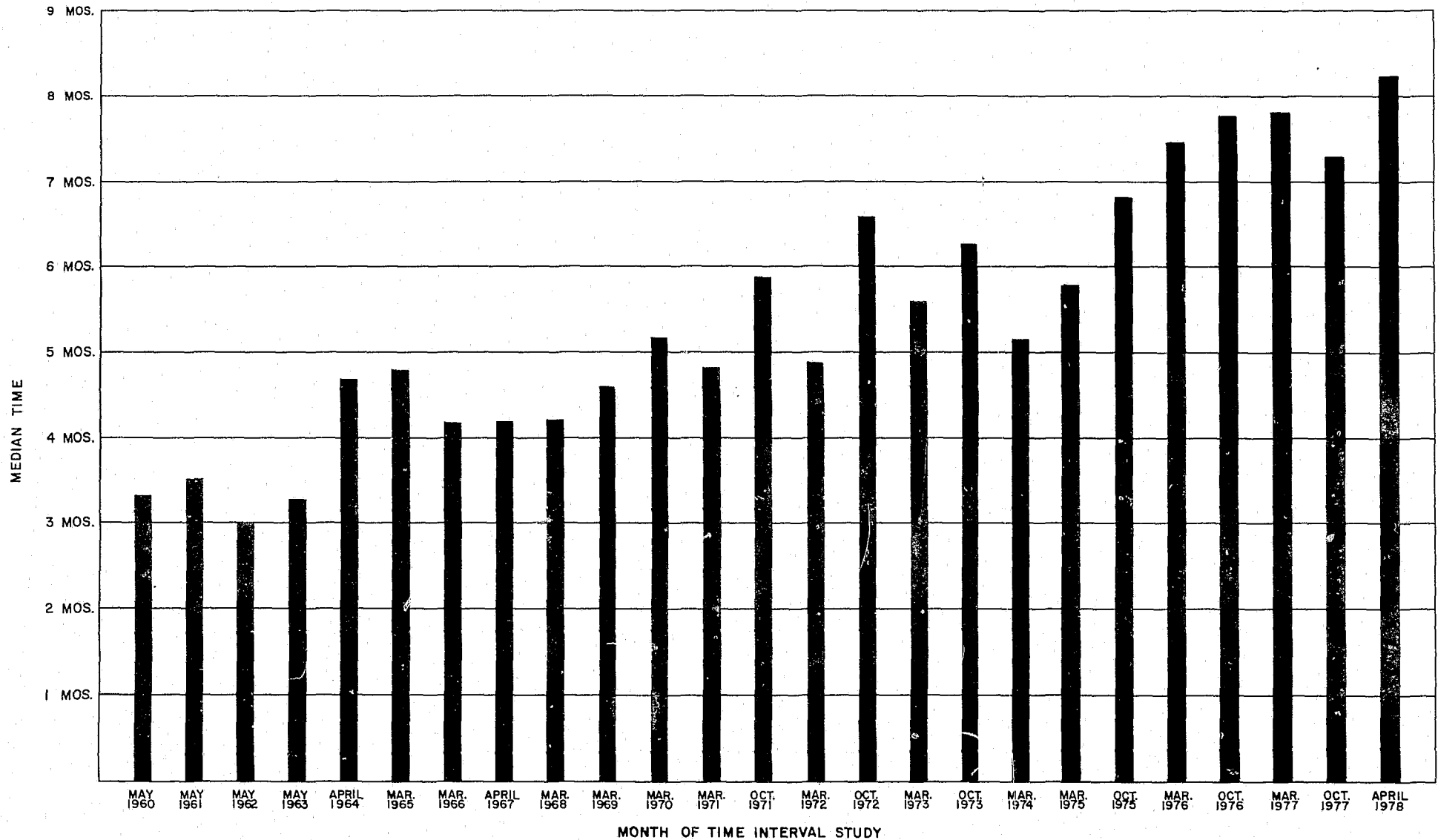


\* OFFICIAL STATE ESTIMATES PREPARED BY THE OFFICE OF BUSINESS ECONOMICS, N.J. DEPARTMENT OF LABOR & INDUSTRY, (PROVISIONAL ESTIMATES PUBLISHED AND CERTIFIED MARCH 9, 1978).

NOTE: STATE ESTIMATES ARE SHOWN TO NEAREST THOUSAND, COUNTY ESTIMATES TO THE NEAREST HUNDRED.



SUPERIOR AND COUNTY COURTS CRIMINAL TRIALS COMMENCED  
 MEDIAN TIME FROM DATE OF INDICTMENT (OR ACCUSATION) TO COMMENCEMENT OF TRIAL  
 ~SELECTED MONTHS FROM 1960 TO 1978



## LAW DIVISION OF THE SUPERIOR AND COUNTY COURTS

DEFENDANTS WHO RETRACTED A PLEA OF NOT GUILTY TO AN INDICTMENT OR ACCUSATION DURING APRIL, 1978 AND OCTOBER, 1977

SUMMARY OF TIME INTERVAL STUDIES AND COMPARISON OF TOTALS WITH MARCH, 1977 STUDY

COUNTY	Date of Study	Median Length of Continuous Incarceration of Defendants at Time of Retraction			Jail/Bail Status of Defendants and Median Period from Indictment or Accusation to Retraction of Not Guilty Plea										TOTAL CASES-- (DEFENDANTS) Median Period from Oldest Indictment or Accusation to Retraction of Not Guilty Plea	Total Number of Defendants	Total Number of Indictments and Accusations
					Murder (Murder included among all charges)					Non-Murder (Murder not included among all charges)							
		Murder	Other	Total	Jail (Await. Trial)	Jail Other Convic.	Rel. on Bail	Rel. on R.O.R.	Total Murder	Jail (Await. Trial)	Jail Other Convic.	Rel. on Bail	Rel. on R.O.R.	Total Non-Murder			
ATLANTIC	4/78 10/77	3m 12d -	3m 18d 2m 13d	3m 15d 2m 13d	2m 28d -	- -	- -	- -	2m 28d -	4m 14d 4m 5d	- 13m 17d	4m 15d 4m 24d	- -	4m 14d 4m 24d	4m 14d 4m 24d	41 68	42 76
BERGEN	4/78 10/77	- -	2m 26d 2m 21d	2m 26d 2m 21d	- -	- -	- -	- -	- -	3m 25d 2m 4d	2m 24d -	5m 20d 4m 24d	5m 14d 4m 15d	5m 8d 4m 16d	5m 8d 4m 16d	95 5	106 101
BURLINGTON	4/78 10/77	- -	- -	- -	- -	- -	- -	- -	- -	- -	3m 16d 17m 5d	8m 4d 11m 24d	- -	8m 3d 11m 27d	8m 3d 11m 27d	55 80	61 91
CAMDEN	4/78 10/77	- 5m 13d	3m 17d 7m 7d	3m 17d 7m 7d	- 5m 23d	- 7m 13d	- -	- -	- 6m 27d	2m 17d 6m 23d	5m 5d 5m 5d	5m 12d 4m 20d	17m 28d 8m 8d	5m 26d 5m 9d	5m 26d 5m 13d	74 80	86 90
CAPE MAY	4/78 10/77	14m 18d -	2m 22d -	2m 23d -	13m 25d -	- -	- -	- -	13m 25d -	1m 4d -	- -	7m 0d 4m 1d	6m 3d 4m 12d	6m 3d 4m 1d	6m 5d 4m 1d	24 21	26 21
CUMBERLAND	4/78 10/77	- -	4m 21d -	4m 21d -	- -	- -	- -	- -	- -	1m 28d 5m 24d	1m 14d 7m 23d	1m 27d 4m 0d	2m 4d 2m 26d	1m 27d 3m 23d	1m 27d 3m 23d	46 38	54 51
ESSEX	4/78 10/77	5m 2d -	2m 29d 3m 0d	2m 29d 3m 0d	1m 19d -	- 2m 29d	- -	- -	1m 27d 2m 29d	3m 23d 4m 28d	8m 25d 7m 26d	11m 6d 9m 0d	11m 9d 9m 0d	10m 18d 8m 2d	10m 18d 8m 2d	145 202	156 209
GLOUCESTER	4/78 10/77	- -	- -	- -	- -	- -	- -	- -	- -	18m 18d -	- -	15m 8d 17m 15d	80m 29d 4m 14d	19m 23d 16m 13d	19m 23d 16m 13d	10 10	11 17
HUDSON	4/78 10/77	- -	4m 10d 4m 5d	4m 10d 4m 5d	- -	- -	- -	- -	- -	10m 26d 10m 6d	10m 18d 13m 23d	14m 19d 8m 3d	18m 11d 10m 20d	13m 9d 10m 20d	13m 9d 10m 20d	61 52	73 56
HUNTERDON	4/78 10/77	- -	- -	- -	- -	- -	- -	- -	- -	- -	1m 22d -	- 8m 11d	24m 27d 11m 17d	16m 10d 8m 13d	16m 10d 8m 13d	3 8	3 8
MERCER	4/78 10/77	- 3m 16d	1m 1d 3m 20d	1m 1d 3m 16d	- 2m 21d	- -	- -	- -	- 2m 21d	1m 5d 8m 22d	20m 2d 2m 2d	6m 20d 8m 23d	6m 16d 5m 26d	6m 26d 5m 22d	6m 26d 5m 22d	52 49	52 54
MIDDLESEX	4/78 10/77	- -	0m 28d 3m 28d	0m 28d 3m 28d	- -	- -	- -	- -	- -	3m 10d 5m 18d	7m 0d 3m 6d	8m 8d 12m 28d	8m 29d 13m 29d	8m 8d 13m 0d	8m 8d 13m 0d	79 30	79 32
MONMOUTH	4/78 10/77	- 7m 26d	2m 3d 2m 17d	2m 3d 2m 18d	- 6m 19d	- -	- -	- -	- 6m 19d	1m 10d 2m 23d	2m 16d 3m 26d	4m 18d 3m 26d	4m 23d 4m 3d	4m 8d 3m 27d	4m 8d 3m 27d	90 130	94 145
MORRIS	4/78 10/77	- -	1m 2d -	1m 2d -	- -	- -	- -	- -	- -	10m 6d -	- -	3m 25d 4m 10d	3m 20d 5m 14d	3m 20d 4m 25d	3m 20d 4m 25d	25 24	40 25
OCEAN	4/78 10/77	- -	4m 19d 2m 29d	4m 19d 2m 29d	- -	- -	- -	- -	- -	6m 20d 1m 16d	4m 17d 6m 5d	10m 20d 4m 29d	8m 9d 5m 14d	8m 14d 4m 29d	8m 14d 4m 29d	19 51	19 51
PASSAIC	4/78 10/77	- -	2m 28d 3m 11d	2m 28d 3m 11d	- -	- -	- -	- -	- -	1m 25d 3m 1d	3m 3d 6m 25d	5m 16d 4m 13d	4m 11d 4m 27d	4m 9d 4m 13d	4m 9d 4m 13d	68 67	74 69
SALEM	4/78 10/77	- -	4m 23d 4m 20d	4m 23d 4m 20d	- -	- -	- -	- -	- -	14m 4d 3m 16d	- -	10m 28d 11m 12d	13m 25d 10m 22d	11m 24d 11m 12d	11m 24d 11m 12d	30 21	32 21
SOMERSET	4/78 10/77	- -	3m 14d -	3m 14d -	- -	- -	- -	- -	- -	12m 18d 11m 0d	2m 23d 11m 0d	3m 14d 9m 16d	8m 24d 3m 7d	3m 14d 5m 23d	3m 14d 5m 23d	19 19	20 23
SUSSEX	4/78 10/77	- -	1m 6d -	1m 6d -	- -	- -	- -	- -	- -	10m 27d -	25m 16d -	6m 28d 7m 9d	- 7m 21d	7m 5d 7m 21d	7m 5d 7m 21d	12 9	13 9
UNION	4/78 10/77	- -	3m 9d -	3m 9d -	- -	- 5m 29d	- -	- -	- 5m 29d	2m 23d 2m 9d	3m 26d 4m 27d	4m 18d 5m 14d	- -	3m 28d 5m 0d	4m 3d 5m 0d	70 85	89 98
WARREN	4/78 10/77	- -	- -	- -	- -	- -	- -	- -	- -	- -	6m 5d -	2m 22d -	- -	2m 26d -	2m 26d -	0 11	0 11
TOTAL 8 * LARGEST COUNTIES	4/78 10/77 3/77	5m 2d 7m 22d 4m 14d	2m 29d 2m 26d 2m 18d	3m 0d 3m 3d 2m 20d	1m 19d 6m 11d 2m 16d	- 7m 13d -	4m 2d 2m 29d 4m 1d	- -	2m 6d 6m 15d 3m 6d	3m 7d 3m 13d 2m 29d	4m 22d 4m 27d 4m 11d	5m 22d 5m 2d 5m 25d	8m 3d 6m 11d 5m 26d	5m 17d 4m 27d 5m 4d	5m 16d 4m 27d 5m 3d	682 737 813	757 800 903
TOTAL 13 REMAINING COUNTIES	4/78 10/77 3/77	4m 6d 3m 16d -	3m 14d 2m 11d 1m 27d	3m 14d 2m 12d 1m 27d	3m 3d 2m 21d -	- 60m 13d -	- -	- -	3m 3d 2m 21d 60m 13d	4m 2d 4m 29d 2m 24d	3m 16d 7m 10d 5m 25d	6m 24d 4m 26d 7m 3d	4m 16d 6m 5d 6m 23d	6m 0d 6m 5d 6m 13d	5m 25d 6m 5d 6m 13d	336 409 442	373 458 539
STATE TOTAL	4/78 10/77 3/77	5m 0d 5m 19d 4m 14d	3m 2d 2m 22d 2m 16d	3m 4d 2m 22d 2m 16d	2m 28d 5m 23d 2m 16d	- 7m 13d 60m 13d	4m 2d 2m 29d 4m 1d	- -	2m 28d 6m 11d 3m 20d	3m 9d 3m 18d 2m 28d	4m 13d 4m 29d 4m 28d	6m 1d 5m 18d 6m 17d	6m 24d 5m 22d 6m 10d	5m 19d 5m 12d 5m 17d	5m 18d 5m 12d 5m 17d	1,018 1,146 1,255	1,130 1,258 1,442

\* As to population, 1970 U.S. Census: Bergen, Camden, Essex, Hudson, Middlesex, Monmouth, Passaic, Union. Also coincides with estimated population, 7/1/76, official State estimates by Office of Business Economics, N.J. Department of Labor and Industry. (Provisional estimates published and certified March 9, 1978.)

DEFENDANTS WHO RETRACTED A PLEA OF NOT GUILTY AND ENTERED A PLEA OF GUILTY TO AN INDICTMENT OR ACCUSATION DURING OCTOBER, 1977

	Number of Indictments & Accusations On Which Plea Retracted This Month	Number of Defendants	THE UNIT FOR THESE SECTIONS IS THE DEFENDANT, REGARDLESS OF THE NUMBER OF INDICTMENTS OR ACCUSATIONS AGAINST HIM											
			* TIME INTERVALS ARE COMPUTED FROM THE DATE OF FILING OF THE OLDEST INDICTMENT OR ACCUSATION ON WHICH PLEA RETRACTED THIS MONTH											
			Length of Continuous Incarceration at Time of Retraction			Period From Indictment or Accusation To First Plea			Period From Not Guilty Plea To Retraction			Period From Indictment or Accusation To Retraction		
			Mean	Median	Range	Mean	Median	Range	Mean	Median	Range	Mean	Median	Range
<u>ATLANTIC</u>														
Murder:	0	0	-	-	-	-	-	-	-	-	-	-	-	-
Other: Jail-Awtg. Plea/Trial	23	19	2m12d	2m13d	0m11d-6m14d	4m 5d	0m26d	0m13d-22m28d	3m13d	1m20d	0m 1d-11m15d	7m18d	4m 5d	1m20d-24m16d
Jail-Other Conviction	3	1	-	-	-	0m21d	0m21d	None	12m26d	12m26d	None	13m17d	13m17d	None
Released on Bail	50	48	-	-	-	2m 9d	0m16d	0m 0d-23m19d	5m11d	3m18d	0m 0d-25m 3d	7m20d	4m24d	0m 0d-32m12d
Total: Other	76	68	2m12d	2m13d	0m11d-6m14d	2m24d	0m20d	0m 0d-23m19d	4m28d	3m11d	0m 0d-25m 3d	7m22d	4m24d	0m 0d-32m12d
Total Cases:	76	68	2m12d	2m13d	0m11d-6m14d	2m24d	0m20d	0m 0d-23m19d	4m28d	3m11d	0m 0d-25m 3d	7m22d	4m24d	0m 0d-32m12d
<u>BERGEN</u>														
Murder:	0	0	-	-	-	-	-	-	-	-	-	-	-	-
Other: Jail-Awtg. Plea/Trial	20	12	2m21d	2m21d	1m12d-3m23d	7m 8d	0m19d	0m14d-63m 8d	1m19d	1m 3d	0m11d-4m 3d	8m27d	2m 4d	1m12d-64m18d
Released on Bail	56	54	-	-	-	1m 8d	0m18d	0m 8d-9m25d	4m23d	3m23d	1m 4d-45m17d	6m 2d	4m24d	2m 7d-46m 5d
R.O.R.	25	25	-	-	-	1m17d	0m17d	0m11d-15m23d	4m15d	2m28d	0m13d-18m 8d	6m 2d	4m15d	1m11d-19m18d
Total: Other	101	91	2m21d	2m21d	1m12d-3m23d	2m 4d	0m18d	0m 8d-63m 8d	4m 9d	3m 9d	0m11d-45m17d	6m13d	4m16d	1m11d-64m18d
Total Cases:	101	91	2m21d	2m21d	1m12d-3m23d	2m 4d	0m18d	0m 8d-63m 8d	4m 9d	3m 9d	0m11d-45m17d	6m13d	4m16d	1m11d-64m18d

## DEFENDANTS WHO RETRACTED A PLEA OF NOT GUILTY AND ENTERED A PLEA OF GUILTY TO AN INDICTMENT OR ACCUSATION DURING OCTOBER, 1977

		Number of Indictments & Accusations On Which Plea Retracted This Month	THE UNIT FOR THESE SECTIONS IS THE DEFENDANT, REGARDLESS OF THE NUMBER OF INDICTMENTS OR ACCUSATIONS AGAINST HIM											
	Number of Defendants		* TIME INTERVALS ARE COMPUTED FROM THE DATE OF FILING OF THE OLDEST INDICTMENT OR ACCUSATION ON WHICH PLEA RETRACTED THIS MONTH											
			Length of Continuous Incarceration at Time of Retraction			Period From Indictment or Accusation To First Plea			Period From Not Guilty Plea To Retraction			Period From Indictment or Accusation To Retraction		
			Mean	Median	Range	Mean	Median	Range	Mean	Median	Range	Mean	Median	Range
<u>BURLINGTON</u>														
Murder:	0	0	-	-	-	-	-	-	-	-	-	-	-	-
Other:														
Jail-Other Conviction	7	7	-	-	-	10m 5d	5m10d	0m25d-39m10d	6m 7d	2m26d	0m 5d-16m10d	16m12d	17m 5d	4m 7d-41m10d
Released on Bail	84	73	-	-	-	3m 8d	1m 8d	0m 1d-29m23d	8m17d	8m20d	0m21d-21m 4d	11m26d	11m24d	1m21d-32m11d
Total: Other	91	80	-	-	-	3m27d	1m 8d	0m 1d-39m10d	8m11d	7m13d	0m 5d-21m 4d	12m 8d	11m27d	1m21d-41m10d
Total Cases:	91	80	-	-	-	3m27d	1m 8d	0m 1d-39m10d	8m11d	7m13d	0m 5d-21m 4d	12m 8d	11m27d	1m21d-41m10d
<u>CAMDEN</u>														
Murder:														
Jail-Awtg. Plea/Trial	2	2	5m13d	5m13d	3m 4d-7m22d	1m 8d	1m 8d	0m15d-2m 2d	4m15d	4m15d	3m 4d-5m26d	5m23d	5m23d	5m 6d-6m11d
Jail-Other Conviction	6	2	-	-	-	1m 1d	1m 1d	0m18d-1m15d	6m12d	6m12d	5m29d-6m25d	7m13d	7m13d	7m13d-7m14d
Total: Murder	8	4	5m13d	5m13d	3m 4d-7m22d	1m 5d	1m 1d	0m15d-2m 2d	5m13d	5m27d	3m 4d-6m25d	6m18d	6m27d	5m 6d-7m14d
Other:														
Jail-Awtg. Plea/Trial	6	3	7m11d	7m 7d	4m15d-10m11d	1m10d	0m26d	0m 5d-2m28d	5m25d	5m27d	4m10d-7m 7d	7m 4d	6m23d	4m15d-10m 5d
Jail-Other Conviction	7	6	-	-	-	1m16d	1m14d	0m28d-2m 3d	5m28d	3m22d	2m12d-18m 2d	7m14d	5m 5d	3m10d-20m 3d
Released on Bail	64	62	-	-	-	2m15d	1m13d	0m13d-32m26d	3m28d	3m 3d	0m14d-11m 8d	6m13d	4m20d	2m 6d-40m 5d
R.O.R.	5	5	-	-	-	1m22d	1m19d	1m15d-2m 1d	8m11d	6m23d	5m 0d-16m 3d	10m 3d	8m 8d	6m19d-17m28d
Total: Other	82	76	7m11d	7m 7d	4m15d-10m11d	2m10d	1m16d	0m 5d-32m26d	4m14d	3m11d	0m14d-18m 2d	6m23d	5m 9d	2m 6d-40m 5d
Total Cases:	90	80	6m18d	7m 7d	3m 4d-10m11d	2m 8d	1m15d	0m 5d-32m26d	4m15d	3m15d	0m14d-18m 2d	6m23d	5m13d	2m 6d-40m 5d

DEFENDANTS WHO RETRACTED A PLEA OF NOT GUILTY AND ENTERED A PLEA OF GUILTY TO AN INDICTMENT OR ACCUSATION DURING OCTOBER, 1977

	Number of Indictments & Accusations On Which Plea Retracted This Month	Number of Defendants	THE UNIT FOR THESE SECTIONS IS THE DEFENDANT, REGARDLESS OF THE NUMBER OF INDICTMENTS OR ACCUSATIONS AGAINST HIM											
			* TIME INTERVALS ARE COMPUTED FROM THE DATE OF FILING OF THE OLDEST INDICTMENT OR ACCUSATION ON WHICH PLEA RETRACTED THIS MONTH											
			Length of Continuous Incarceration at Time of Retraction			Period From Indictment or Accusation To First Plea			Period From Not Guilty Plea To Retraction			Period From Indictment or Accusation To Retraction		
			Mean	Median	Range	Mean	Median	Range	Mean	Median	Range	Mean	Median	Range
<u>CAPE MAY</u> Murder:	0	0	-	-	-	-	-	-	-	-	-	-	-	-
Other: Released on Bail	19	19	-	-	-	0m21d	0m20d	0m 9d- 2m 7d	3m 7d	3m 9d	0m 4d- 5m 5d	3m29d	4m 1d	2m10d- 5m27d
R.O.R.	2	2	-	-	-	0m19d	0m19d	0m18d- 0m21d	3m22d	3m22d	3m13d- 4m 2d	4m12d	4m12d	4m 1d- 4m23d
Total: Other	21	21	-	-	-	0m21d	0m20d	0m 9d- 2m 7d	3m 9d	3m 9d	0m 4d- 5m 5d	4m 0d	4m 1d	2m10d- 5m27d
Total Cases:	21	21	-	-	-	0m21d	0m20d	0m 9d- 2m 7d	3m 9d	3m 9d	0m 4d- 5m 5d	4m 0d	4m 1d	2m10d- 5m27d
<u>CUMBERLAND</u> Murder:	0	0	-	-	-	-	-	-	-	-	-	-	-	-
Other: Jail-Awtg. Plea/Trial	2	2	0m12d	0m12d	0m12d- 0m13d	5m13d	5m13d	5m 0d- 5m26d	0m11d	0m11d	None	5m24d	5m24d	5m11d- 6m 7d
Jail-Other Conviction	8	5	-	-	-	10m 5d	0m13d	0m10d- 49m 2d	5m 8d	4m 9d	2m19d- 9m10d	15m13d	7m23d	2m29d- 53m11d
Released on Bail	31	23	-	-	-	0m16d	0m13d	0m 6d- 1m16d	5m17d	3m 3d	1m 6d- 3m12d	6m 3d	4m 0d	2m17d- 3m18d
R.O.R.	10	8	-	-	-	0m17d	0m13d	0m 7d- 1m16d	5m 5d	2m14d	1m13d- 20m10d	5m22d	2m26d	2m15d- 2m 0d
Total: Other	51	38	0m12d	0m12d	0m12d- 0m13d	2m 2d	0m13d	0m 6d- 49m 2d	5m 5d	2m24d	0m11d- 3m12d	7m 7d	3m23d	2m15d- 53m11d
Total Cases:	51	38	0m12d	0m12d	0m12d- 0m13d	2m 2d	0m13d	0m 6d- 49m 2d	5m 5d	2m24d	0m11d- 3m12d	7m 7d	3m23d	2m15d- 53m11d

DEFENDANTS WHO RETRACTED A PLEA OF NOT GUILTY AND ENTERED A PLEA OF GUILTY TO AN INDICTMENT OR ACCUSATION DURING OCTOBER, 1977

	Number of Indictments & Accusations On Which Plea Retracted This Month	Number of Defendants	THE UNIT FOR THESE SECTIONS IS THE DEFENDANT, REGARDLESS OF THE NUMBER OF INDICTMENTS OR ACCUSATIONS AGAINST HIM											
			* TIME INTERVALS ARE COMPUTED FROM THE DATE OF FILING OF THE OLDEST INDICTMENT OR ACCUSATION ON WHICH PLEA RETRACTED THIS MONTH											
			Length of Continuous Incarceration at Time of Retraction			Period From Indictment or Accusation To First Plea			Period From Not Guilty Plea To Retraction			Period From Indictment or Accusation To Retraction		
			Mean	Median	Range	Mean	Median	Range	Mean	Median	Range	Mean	Median	Range
<b>ESSEX</b>														
Murder:														
Released on Bail	1	1	-	-	-	0m25d	0m25d	None	2m 4d	2m 4d	None	2m29d	2m29d	None
Total: Murder	1	1	-	-	-	0m25d	0m25d	None	2m 4d	2m 4d	None	2m29d	2m29d	None
Other:														
Jail-Awtg. Plea/Trial	37	34	3m10d	3m 0d	0m 1d-8m11d	2m26d	0m18d	0m 7d-60m24d	6m26d	3m20d	0m 4d-59m15d	9m22d	4m28d	0m11d-61m19d
Jail-Other Conviction	12	12	-	-	-	1m18d	0m29d	0m17d-5m27d	6m21d	5m 9d	0m 0d-25m15d	8m 9d	7m26d	0m23d-29m 0d
Released on Bail	120	117	-	-	-	0m29d	0m25d	0m 5d-12m20d	9m26d	8m 2d	0m 0d-34m22d	10m25d	9m 0d	0m23d-36m11d
R.O.R.	39	38	-	-	-	3m 0d	0m26d	0m 7d-35m28d	8m 7d	7m 7d	0m13d-38m20d	11m 6d	9m 0d	1m 2d-39m 9d
Total: Other	208	201	3m10d	3m 0d	0m 1d-8m11d	1m22d	0m25d	0m 5d-60m24d	8m26d	6m 5d	0m 0d-59m15d	10m17d	8m 2d	0m11d-61m19d
Total Cases:	209	202	3m10d	3m 0d	0m 1d-8m11d	1m21d	0m25d	0m 5d-60m24d	8m25d	6m 1d	0m 0d-59m15d	10m16d	8m 2d	0m11d-61m19d
<b>GLOUCESTER</b>														
Murder:	0	0	-	-	-	-	-	-	-	-	-	-	-	-
Other:														
Jail-Awtg. Plea/Trial	2	1	1m20d	1m20d	None	1m 6d	1m 6d	None	17m12d	17m12d	None	18m18d	18m18d	None
Released on Bail	13	7	-	-	-	0m15d	0m16d	0m 0d-0m29d	20m16d	16m23d	11m12d-39m13d	21m 1d	17m15d	11m29d-39m22d
R.O.R.	2	2	-	-	-	0m15d	0m15d	0m 8d-0m23d	3m29d	3m29d	3m13d-4m15d	4m14d	4m14d	4m 6d-4m23d
Total: Other	17	10	1m20d	1m20d	None	0m17d	0m16d	0m 0d-1m 6d	16m27d	16m 2d	3m13d-39m13d	17m14d	16m13d	4m 6d-39m22d
Total Cases:	17	10	1m20d	1m20d	None	0m17d	0m16d	0m 0d-1m 6d	16m27d	16m 2d	3m13d-39m13d	17m14d	16m13d	4m 6d-39m22d

DEFENDANTS WHO RETRACTED A PLEA OF NOT GUILTY AND ENTERED A PLEA OF GUILTY TO AN INDICTMENT OR ACCUSATION DURING OCTOBER, 1977

	Number of Indictments & Accusations On Which Plea Retracted This Month	Number of Defendants	THE UNIT FOR THESE SECTIONS IS THE DEFENDANT, REGARDLESS OF THE NUMBER OF INDICTMENTS OR ACCUSATIONS AGAINST HIM											
			* TIME INTERVALS ARE COMPUTED FROM THE DATE OF FILING OF THE OLDEST INDICTMENT OR ACCUSATION ON WHICH PLEA RETRACTED THIS MONTH											
			Length of Continuous Incarceration at Time of Retraction			Period From Indictment or Accusation To First Plea			Period From Not Guilty Plea To Retraction			Period From Indictment or Accusation To Retraction		
			Mean	Median	Range	Mean	Median	Range	Mean	Median	Range	Mean	Median	Range
<u>HUDSON</u>														
Murder:	0	0	-	-	-	-	-	-	-	-	-	-	-	-
Other:														
Jail-Awtg. Plea/Trial	7	7	3m21d	4m 5d	0m26d-6m10d	5m 3d	1m13d	15m29d	4m26d	2m27d	1m 8d-11m20d	9m29d	10m 6d	3m25d-17m 7d
Jail-Other Conviction	9	8	-	-	-	8m 2d	3m28d	0m20d-23m 9d	1m13d	0m 3d	0m 0d-6m12d	9m15d	6m 4d	0m27d-23m14d
Released on Bail	36	33	-	-	-	6m 0d	1m 6d	0m14d-65m29d	12m26d	8m24d	0m 0d-42m 9d	18m25d	13m23d	0m27d-71m14d
R.O.R.	4	4	-	-	-	1m 0d	0m27d	0m19d-1m16d	8m 1d	7m 0d	0m 0d-18m 3d	9m 1d	8m 3d	0m20d-19m 7d
Total: Other	56	52	3m21d	4m 5d	0m26d-6m10d	5m24d	1m12d	0m14d-65m29d	9m19d	6m 3d	0m 0d-42m 9d	15m14d	10m20d	0m20d-71m14d
Total Cases:	56	52	3m21d	4m 5d	0m26d-6m10d	5m24d	1m12d	0m14d-65m29d	9m19d	6m 3d	0m 0d-42m 9d	15m14d	10m20d	0m20d-71m14d
<u>HUNTERDON</u>														
Murder:	0	0	-	-	-	-	-	-	-	-	-	-	-	-
Other:														
Released on Bail	7	7	-	-	-	1m 1d	1m 4d	0m 8d-1m14d	12m24d	6m29d	0m 7d-43m29d	13m25d	8m11d	1m 2d-45m13d
R.O.R.	1	1	-	-	-	0m28d	0m28d	None	10m19d	10m19d	None	11m17d	11m17d	None
Total: Other	8	8	-	-	-	1m 1d	1m 1d	0m 8d-1m14d	12m16d	7m 5d	0m 7d-43m29d	13m16d	8m13d	1m 2d-45m13d
Total Cases:	8	8	-	-	-	1m 1d	1m 1d	0m 8d-1m14d	12m16d	7m 5d	0m 7d-43m29d	13m16d	8m13d	1m 2d-45m13d

## DEFENDANTS WHO RETRACTED A PLEA OF NOT GUILTY AND ENTERED A PLEA OF GUILTY TO AN INDICTMENT OR ACCUSATION DURING OCTOBER, 1977

		THE UNIT FOR THESE SECTIONS IS THE DEFENDANT, REGARDLESS OF THE NUMBER OF INDICTMENTS OR ACCUSATIONS AGAINST HIM													
		Number of Indictments & Accusations On Which Plea Retracted This Month	Number of Defendants	* TIME INTERVALS ARE COMPUTED FROM THE DATE OF FILING OF THE OLDEST INDICTMENT OR ACCUSATION ON WHICH PLEA RETRACTED THIS MONTH											
				Length of Continuous Incarceration at Time of Retraction			Period From Indictment or Accusation To First Plea			Period From Not Guilty Plea To Retraction			Period From Indictment or Accusation To Retraction		
				Mean	Median	Range	Mean	Median	Range	Mean	Median	Range	Mean	Median	Range
<b>MERCER</b>															
Murder:															
Jail-Awtg. Plea/Trial		1	1	3m16d	3m16d	None	0m 0d	0m 0d	None	2m21d	2m21d	None	2m21d	2m21d	None
Total: Murder		1	1	3m16d	3m16d	None	0m 0d	0m 0d	None	2m21d	2m21d	None	2m21d	2m21d	None
Other:															
Jail-Awtg. Plea/Trial		4	2	3m20d	3m20d	0m27d-6m13d	5m22d	5m22d	0m 3d-11m11d	3m 0d	3m 0d	0m24d-5m 7d	8m22d	8m22d	5m10d-12m 5d
Jail-Other Conviction		5	5	-	-	-	1m 8d	1m 3d	0m 6d-3m 5d	0m26d	0m29d	0m21d-0m29d	2m 4d	2m 2d	0m27d-3m27d
Released on Bail		35	34	-	-	-	2m 1d	2m 2d	0m 1d-5m21d	5m 9d	4m 0d	0m10d-19m 1d	7m11d	6m22d	2m28d-20m 6d
R.O.R.		9	7	-	-	-	4m 1d	3m12d	0m 2d-8m11d	3m 7d	2m13d	1m 8d-6m24d	7m 8d	8m23d	3m13d-10m11d
Total: Other		53	48	3m20d	3m20d	0m27d-6m13d	2m12d	2m 4d	0m 1d-11m11d	4m14d	2m22d	0m10d-19m 1d	6m26d	5m26d	0m27d-20m 6d
Total Cases:		54	49	3m19d	3m16d	0m27d-6m13d	2m11d	2m 4d	0m 0d-11m11d	4m12d	2m21d	0m10d-19m 1d	6m23d	5m22d	0m27d-20m 6d
<b>MIDDLESEX</b>															
Murder:		0	0	-	-	-	-	-	-	-	-	-	-	-	-
Other:															
Jail-Awtg. Plea/Trial		3	2	3m28d	3m28d	1m26d-6m 0d	0m11d	0m11d	0m 7d-0m16d	5m 7d	5m 7d	2m27d-7m17d	5m18d	5m18d	3m 4d-8m 3d
Jail-Other Conviction		1	1	-	-	-	0m 5d	0m 5d	None	3m 1d	3m 1d	None	3m 6d	3m 6d	None
Released on Bail		11	11	-	-	-	6m 0d	0m29d	0m16d-44m15d	9m11d	11m14d	0m27d-17m18d	15m11d	12m28d	4m14d-46m16d
R.O.R.		17	16	-	-	-	2m16d	0m29d	0m 7d-13m23d	9m28d	9m10d	0m19d-21m28d	12m14d	13m29d	0m26d-22m26d
Total: Other		32	30	3m28d	3m28d	1m26d-6m 0d	3m17d	0m28d	0m 5d-44m15d	9m 5d	6m24d	0m19d-21m28d	12m23d	13m 0d	0m26d-46m16d
Total Cases:		32	30	3m28d	3m28d	1m26d-6m 0d	3m17d	0m28d	0m 5d-44m15d	9m 5d	6m24d	0m19d-21m28d	12m23d	13m 0d	0m26d-46m16d



DEFENDANTS WHO RETRACTED A PLEA OF NOT GUILTY AND ENTERED A PLEA OF GUILTY TO AN INDICTMENT OR ACCUSATION DURING OCTOBER, 1977

		Number of Indictments & Accusations On Which Plea Retracted This Month	THE UNIT FOR THESE SECTIONS IS THE DEFENDANT, REGARDLESS OF THE NUMBER OF INDICTMENTS OR ACCUSATIONS AGAINST HIM											
	Number of Defendants		* TIME INTERVALS ARE COMPUTED FROM THE DATE OF FILING OF THE OLDEST INDICTMENT OR ACCUSATION ON WHICH PLEA RETRACTED THIS MONTH											
			Length of Continuous Incarceration at Time of Retraction			Period From Indictment or Accusation To First Plea			Period From Not Guilty Plea To Retraction			Period From Indictment or Accusation To Retraction		
			Mean	Median	Range	Mean	Median	Range	Mean	Median	Range	Mean	Median	Range
<b>MONMOUTH</b>														
Murder:														
Jail-Awtg. Plea/Trial	1	1	7m26d	7m26d	None	0m 5d	0m 5d	None	6m14d	6m14d	None	6m19d	6m19d	None
Total: Murder	1	1	7m26d	7m26d	None	0m 5d	0m 5d	None	6m14d	6m14d	None	6m19d	6m19d	None
Other:														
Jail-Awtg. Plea/Trial	21	11	2m22d	2m17d	0m 0d-7m 0d	0m12d	0m 6d	0m 1d-1m14d	2m19d	2m19d	0m 0d-5m29d	3m 0d	2m23d	0m 1d-6m10d
Jail-Other Conviction	23	22	-	-	-	2m21d	0m29d	0m 4d-18m26d	3m10d	2m25d	0m 0d-8m28d	6m 1d	3m26d	2m15d-20m 7d
Released on Bail	86	82	-	-	-	1m14d	0m24d	0m 5d-18m23d	3m 7d	2m26d	0m 0d-12m11d	4m20d	3m26d	0m14d-20m12d
R.O.R.	14	14	-	-	-	3m13d	0m29d	0m14d-36m28d	5m 0d	3m 3d	0m 0d-34m 0d	8m13d	4m 3d	3m 4d-36m28d
Total: Other	144	129	2m22d	2m17d	0m 0d-7m 0d	1m24d	0m24d	0m 1d-36m28d	3m11d	2m25d	0m 0d-34m 0d	5m 5d	3m27d	0m 1d-36m28d
Total Cases:	145	130	3m 5d	2m18d	0m 0d-7m26d	1m23d	0m24d	0m 1d-36m28d	3m12d	2m25d	0m 0d-34m 0d	5m 6d	3m27d	0m 1d-36m28d
<b>MORRIS</b>														
Murder:	0	0	-	-	-	-	-	-	-	-	-	-	-	-
Other:														
Jail-Awtg. Plea/Trial	2	1	1m 2d	1m 2d	None	9m11d	9m11d	None	0m25d	0m25d	None	10m 6d	10m 6d	None
Released on Bail	12	12	-	-	-	1m 2d	0m26d	0m14d-3m 0d	3m22d	3m 3d	1m17d-8m 1d	4m24d	4m10d	2m24d-9m 2d
R.O.R.	11	11	-	-	-	0m22d	0m23d	0m 8d-1m12d	5m 1d	4m 9d	1m16d-15m 4d	5m23d	5m14d	2m 9d-16m16d
Total: Other	25	24	1m 2d	1m 2d	None	1m 8d	0m23d	0m 8d-9m11d	4m 6d	3m25d	0m25d-15m 4d	5m14d	4m25d	2m 9d-16m16d
Total Cases:	25	24	1m 2d	1m 2d	None	1m 8d	0m23d	0m 8d-9m11d	4m 6d	3m25d	0m25d-15m 4d	5m14d	4m25d	2m 9d-16m16d

## DEFENDANTS WHO RETRACTED A PLEA OF NOT GUILTY AND ENTERED A PLEA OF GUILTY TO AN INDICTMENT OR ACCUSATION DURING OCTOBER, 1977

	Number of Indictments & Accusations On Which Plea Retracted This Month	Number of Defendants	THE UNIT FOR THESE SECTIONS IS THE DEFENDANT, REGARDLESS OF THE NUMBER OF INDICTMENTS OR ACCUSATIONS AGAINST HIM											
			* TIME INTERVALS ARE COMPUTED FROM THE DATE OF FILING OF THE OLDEST INDICTMENT OR ACCUSATION ON WHICH PLEA RETRACTED THIS MONTH											
			Length of Continuous Incarceration at Time of Retraction			Period From Indictment or Accusation To First Plea			Period From Not Guilty Plea To Retraction			Period From Indictment or Accusation To Retraction		
			Mean	Median	Range	Mean	Median	Range	Mean	Median	Range	Mean	Median	Range
<u>OCEAN</u>														
Murder:	0	0	-	-	-	-	-	-	-	-	-	-	-	-
Other:														
Jail-Awtg. Plea/Trial	3	3	3m 4d	2m29d	2m 7d-4m 7d	0m12d	0m13d	0m 8d-0m14d	1m19d	1m 2d	1m 1d-2m24d	2m 1d	1m16d	1m 9d-3m 7d
Jail-Other Conviction	1	1	-	-	-	1m 5d	1m 5d	None	5m 0d	5m 0d	None	6m 5d	6m 5d	None
Released on Bail	29	29	-	-	-	2m27d	1m 2d	0m 8d-17m12d	5m 4d	3m23d	0m 5d-14m 5d	8m 1d	4m29d	1m 2d-27m25d
R.O.R.	18	18	-	-	-	3m14d	1m 8d	0m 8d-39m17d	6m19d	3m 6d	0m 5d-28m 0d	10m 4d	5m14d	0m20d-40m12d
Total: Other	51	51	3m 4d	2m29d	2m 7d-4m 7d	2m28d	1m 2d	0m 8d-39m17d	5m14d	3m20d	0m 5d-28m 0d	8m11d	4m29d	0m20d-40m12d
Total Cases:	51	51	3m 4d	2m29d	2m 7d-4m 7d	2m28d	1m 2d	0m 8d-39m17d	5m14d	3m20d	0m 5d-28m 0d	8m11d	4m29d	0m20d-40m12d
<u>PASSAIC</u>														
Murder:	0	0	-	-	-	-	-	-	-	-	-	-	-	-
Other:														
Jail-Awtg. Plea/Trial	11	10	2m28d	3m11d	0m 0d-5m 5d	0m20d	0m 4d	0m 2d-3m13d	2m 9d	2m13d	1m 5d-3m11d	3m 0d	3m 1d	1m11d-4m22d
Jail-Other Conviction	5	5	-	-	-	2m 0d	0m21d	0m 0d-6m21d	9m23d	4m15d	1m 3d-34m 5d	11m24d	6m25d	4m17d-34m 5d
Released on Bail	39	38	-	-	-	0m12d	0m 9d	0m 0d-0m26d	4m17d	4m 1d	1m10d-11m21d	4m28d	4m13d	1m29d-12m 0d
R.O.R.	14	14	-	-	-	0m17d	0m13d	0m 7d-1m20d	5m 1d	4m10d	1m26d-8m16d	5m18d	4m27d	2m16d-9m21d
Total: Other	69	67	2m28d	3m11d	0m 0d-5m 5d	0m18d	0m 9d	0m 0d-6m21d	4m21d	3m27d	1m 3d-34m 5d	5m 9d	4m13d	1m11d-34m 5d
Total Cases:	69	67	2m28d	3m11d	0m 0d-5m 5d	0m18d	0m 9d	0m 0d-6m21d	4m21d	3m27d	1m 3d-34m 5d	5m 9d	4m13d	1m11d-34m 5d

DEFENDANTS WHO RETRACTED A PLEA OF NOT GUILTY AND ENTERED A PLEA OF GUILTY TO AN INDICTMENT OR ACCUSATION DURING OCTOBER, 1977

	Number of Indictments & Accusations On Which Plea Retracted This Month	Number of Defendants	THE UNIT FOR THESE SECTIONS IS THE DEFENDANT, REGARDLESS OF THE NUMBER OF INDICTMENTS OR ACCUSATIONS AGAINST HIM											
			* TIME INTERVALS ARE COMPUTED FROM THE DATE OF FILING OF THE OLDEST INDICTMENT OR ACCUSATION ON WHICH PLEA RETRACTED THIS MONTH											
			Length of Continuous Incarceration at Time of Retraction			Period From Indictment or Accusation To First Plea			Period From Not Guilty Plea To Retraction			Period From Indictment or Accusation To Retraction		
			Mean	Median	Range	Mean	Median	Range	Mean	Median	Range	Mean	Median	Range
<u>SALEM</u>														
Murder:	0	0	-	-	-	-	-	-	-	-	-	-	-	-
Other:														
Jail-Awtg. Plea/Trial	1	1	4m20d	4m20d	None	0m25d	0m25d	None	0m21d	0m21d	None	3m16d	3m16d	None
Released on Bail	19	19	-	-	-	1m14d	1m10d	0m17d-4m 8d	10m26d	10m15d	6m27d-18m29d	12m 9d	11m12d	8m16d-19m29d
R.O.R.	1	1	-	-	-	0m25d	0m25d	None	9m27d	9m27d	None	10m22d	10m22d	None
Total: Other	21	21	4m20d	4m20d	None	1m12d	1m 0d	0m17d-4m 8d	10m13d	9m27d	2m21d-18m29d	11m24d	11m12d	3m16d-19m29d
Total Cases:	21	21	4m20d	4m20d	None	1m12d	1m 0d	0m17d-4m 8d	10m13d	9m27d	2m21d-18m29d	11m24d	11m12d	3m16d-19m29d
<u>SOMERSET</u>														
Murder:	0	0	-	-	-	-	-	-	-	-	-	-	-	-
Other:														
Jail-Other Conviction	2	1	-	-	-	0m 5d	0m 5d	None	10m25d	10m25d	None	11m 0d	11m 0d	None
Released on Bail	10	8	-	-	-	0m 9d	0m 7d	0m 4d-0m19d	8m22d	9m 8d	2m28d-15m 5d	9m 2d	9m16d	3m 7d-15m24d
R.O.R.	11	10	-	-	-	0m 9d	0m 9d	0m 4d-0m16d	4m10d	2m28d	2m 4d-11m 2d	4m19d	3m 7d	2m13d-11m 6d
Total: Other	23	19	-	-	-	0m 9d	0m 9d	0m 4d-0m19d	6m16d	5m17d	2m 4d-15m 5d	6m25d	5m23d	2m13d-15m24d
Total Cases:	23	19	-	-	-	0m 9d	0m 9d	0m 4d-0m19d	6m16d	5m17d	2m 4d-15m 5d	6m25d	5m23d	2m13d-15m24d

## DEFENDANTS WHO RETRACTED A PLEA OF NOT GUILTY AND ENTERED A PLEA OF GUILTY TO AN INDICTMENT OR ACCUSATION DURING OCTOBER, 1977

	Number of Indictments & Accusations On Which Plea Retracted This Month	Number of Defendants	THE UNIT FOR THESE SECTIONS IS THE DEFENDANT, REGARDLESS OF THE NUMBER OF INDICTMENTS OR ACCUSATIONS AGAINST HIM											
			* TIME INTERVALS ARE COMPUTED FROM THE DATE OF FILING OF THE OLDEST INDICTMENT OR ACCUSATION ON WHICH PLEA RETRACTED THIS MONTH											
			Length of Continuous Incarceration at Time of Retraction			Period From Indictment or Accusation To First Plea			Period From Not Guilty Plea To Retraction			Period From Indictment or Accusation To Retraction		
			Mean	Median	Range	Mean	Median	Range	Mean	Median	Range	Mean	Median	Range
<u>SUSSEX</u>														
Murder:	0	0	-	-	-	-	-	-	-	-	-	-	-	-
Other:														
Released on Bail	8	8	-	-	-	0m29d	0m23d	0m13d-2m 8d	7m 1d	5m19d	2m 9d-12m 4d	8m 0d	7m 9d	3m 3d-12m24d
R.O.P.	1	1	-	-	-	0m21d	0m21d	None	7m 0d	7m 0d	None	7m21d	7m21d	None
Total: Other	9	9	-	-	-	0m28d	0m22d	0m13d-2m 8d	7m 1d	6m 6d	2m 9d-12m 4d	7m29d	7m21d	3m -3d-12m24d
Total Cases:	9	9	-	-	-	0m28d	0m22d	0m13d-2m 8d	7m 1d	6m 6d	2m 9d-12m 4d	7m29d	7m21d	3m 3d-12m24d
<u>UNION</u>														
Murder:	0	0	-	-	-	-	-	-	-	-	-	-	-	-
Other:														
Jail-Awtg. Plea/Trial	10	8	3m12d	3m15d	0m21d-5m 5d	1m15d	0m10d	0m 6d-9m12d	1m16d	1m10d	0m19d-3m 4d	3m 1d	2m 9d	0m29d-10m 3d
Jail-Other Conviction	15	13	-	-	-	2m 2d	1m 1d	0m 7d-8m23d	4m29d	2m 5d	0m 0d-22m 6d	7m 1d	4m27d	1m26d-23m 0d
Released on Bail	73	64	-	-	-	2m28d	0m25d	0m 2d-105m14d	5m15d	3m23d	0m 0d-40m 3d	8m13d	5m14d	0m21d-113m25d
Total: Other	98	85	3m12d	3m15d	0m21d-5m 5d	2m20d	0m24d	0m 2d-105m14d	5m 1d	3m 9d	0m 0d-40m 3d	7m22d	5m 0d	0m21d-113m25d
Total Cases:	98	85	3m12d	3m15d	0m21d-5m 5d	2m20d	0m24d	0m 2d-105m14d	5m 1d	3m 9d	0m 0d-40m 3d	7m22d	5m 0d	0m21d-113m25d
<u>WARREN</u>														
Murder:	0	0	-	-	-	-	-	-	-	-	-	-	-	-
Other:														
Jail-Other Conviction	1	1	-	-	-	6m 5d	6m 5d	None	0m 0d	0m 0d	None	6m 5d	6m 5d	None
Released on Bail	10	10	-	-	-	1m19d	0m26d	0m 6d-7m17d	2m21d	1m29d	1m 3d-6m20d	4m 9d	2m22d	1m25d-14m 7d
Total: Other	11	11	-	-	-	2m 1d	0m27d	0m 6d-7m17d	2m13d	1m24d	0m 0d-6m20d	4m14d	2m26d	1m25d-14m 7d
Total Cases:	11	11	-	-	-	2m 1d	0m27d	0m 6d-7m17d	2m13d	1m24d	0m 0d-6m20d	4m14d	2m26d	1m25d-14m 7d

DEFENDANTS WHO RETRACTED A PLEA OF NOT GUILTY AND ENTERED A PLEA OF GUILTY TO AN INDICTMENT OR ACCUSATION DURING OCTOBER, 1977

		THE UNIT FOR THESE SECTIONS IS THE DEFENDANT, REGARDLESS OF THE NUMBER OF INDICTMENTS OR ACCUSATIONS AGAINST HIM													
		Number of Indictments & Accusations On Which Plea Retracted This Month	Number of Defendants	* TIME INTERVALS ARE COMPUTED FROM THE DATE OF FILING OF THE OLDEST INDICTMENT OR ACCUSATION ON WHICH PLEA RETRACTED THIS MONTH											
				Length of Continuous Incarceration at Time of Retraction			Period From Indictment or Accusation To First Plea			Period From Not Guilty Plea To Retraction			Period From Indictment or Accusation To Retraction		
				Mean	Median	Range	Mean	Median	Range	Mean	Median	Range	Mean	Median	Range
<b>8 LARGEST COUNTIES **</b>															
Murder:															
Jail-Awtg. Plea/Trial	3	3	6m 7d	7m22d	3m 4d-7m26d	0m27d	0m15d	0m 5d-2m 2d	5m 5d	5m26d	3m 4d-6m14d	6m 2d	6m11d	5m 6d-6m19d	
Jail-Other Conviction	6	2	-	-	-	1m 1d	1m 1d	0m18d-1m15d	6m12d	6m12d	5m29d-6m25d	7m13d	7m13d	7m13d-7m14d	
Released on Bail	1	1	-	-	-	0m25d	0m25d	None	2m 4d	2m 4d	None	2m29d	2m29d	None	
Total: Murder	10	6	6m 7d	7m22d	3m 4d-7m26d	0m28d	0m21d	0m 5d-2m 2d	5m 2d	5m27d	2m 4d-6m25d	6m 0d	6m15d	2m29d-7m14d	
Other:															
Jail-Awtg. Plea/Trial	115	87	3m 9d	2m26d	0m 0d-10m11d	2m25d	0m16d	0m 1d-63m 8d	4m11d	2m19d	0m 0d-59m15d	7m 6d	3m13d	0m 1d-64m18d	
Jail-Other Conviction	72	67	-	-	-	2m25d	1m 0d	0m 0d-23m 9d	4m22d	2m26d	0m 0d-34m 5d	7m17d	4m27d	0m23d-34m 5d	
Released on Bail	485	461	-	-	-	2m 0d	0m26d	0m 0d-105m14d	6m13d	3m25d	0m 0d-45m17d	8m14d	5m 2d	0m14d-113m25d	
R.O.R.	118	116	-	-	-	2m 8d	0m25d	0m 7d-36m28d	6m26d	4m18d	0m 0d-38m20d	9m 4d	6m11d	0m20d-39m 9d	
Total: Other	790	731	3m 9d	2m26d	0m 0d-10m11d	2m 7d	0m25d	0m 0d-105m14d	6m 3d	3m20d	0m 0d-59m15d	8m10d	4m27d	0m 1d-113m25d	
Total Cases:	800	737	3m12d	3m 3d	0m 0d-10m11d	2m 6d	0m25d	0m 0d-105m14d	6m 3d	3m20d	0m 0d-59m15d	8m 9d	4m27d	0m 1d-113m25d	
<b>13 REMAINING COUNTIES:</b>															
Murder:															
Jail-Awtg. Plea/Trial	1	1	3m16d	3m16d	None	0m 0d	0m 0d	None	2m21d	2m21d	None	2m21d	2m21d	None	
Total: Murder	1	1	3m16d	3m16d	None	0m 0d	0m 0d	None	2m21d	2m21d	None	2m21d	2m21d	None	
Other:															
Jail-Awtg. Plea/Trial	37	29	2m13d	2m11d	0m11d-6m14d	3m28d	0m26d	0m 3d-22m28d	3m11d	1m 2d	0m 1d-17m12d	7m 9d	4m29d	1m 9d-24m16d	
Jail-Other Conviction	27	21	-	-	-	6m15d	1m 3d	0m 5d-49m 2d	4m27d	2m24d	0m 0d-16m10d	11m12d	7m10d	0m27d-53m11d	
Released on Bail	327	297	-	-	-	2m 1d	0m26d	0m 0d-29m23d	6m26d	4m24d	0m 0d-43m29d	8m27d	6m24d	0m 0d-45m13d	
R.O.R.	66	61	-	-	-	1m25d	0m23d	0m 2d-39m17d	5m10d	3m13d	0m 5d-28m 0d	7m 5d	4m26d	0m20d-40m12d	
Total: Other	457	408	2m13d	2m11d	0m11d-6m14d	2m11d	0m25d	0m 0d-49m 2d	6m 9d	4m 8d	0m 0d-43m29d	8m20d	6m 5d	0m 0d-53m11d	
Total Cases:	458	409	2m14d	2m12d	0m11d-6m14d	2m11d	0m25d	0m 0d-49m 2d	6m 8d	4m 7d	0m 0d-43m29d	8m19d	6m 5d	0m 0d-53m11d	

## DEFENDANTS WHO RETRACTED A PLEA OF NOT GUILTY AND ENTERED A PLEA OF GUILTY TO AN INDICTMENT OR ACCUSATION DURING OCTOBER, 1977

	Number of Indictments & Accusations On Which Plea Retracted This Month	Number of Defendants	THE UNIT FOR THESE SECTIONS IS THE DEFENDANT, REGARDLESS OF THE NUMBER OF INDICTMENTS OR ACCUSATIONS AGAINST HIM											
			* TIME INTERVALS ARE COMPUTED FROM THE DATE OF FILING OF THE OLDEST INDICTMENT OR ACCUSATION ON WHICH PLEA RETRACTED THIS MONTH											
			Length of Continuous Incarceration at Time of Retraction			Period From Indictment or Accusation To First Plea			Period From Not Guilty Plea To Retraction			Period From Indictment or Accusation To Retraction		
			Mean	Median	Range	Mean	Median	Range	Mean	Median	Range	Mean	Median	Range
STATE TOTALS														
Murder:														
Jail-Awtg. Plea/Trial	4	4	5m17d	5m19d	3m 4d-7m26d	0m20d	0m10d	0m 0d-2m 2d	4m16d	4m15d	2m21d-6m14d	5m 7d	5m23d	2m21d-6m19d
Jail-Other Conviction	6	2	-	-	-	1m 1d	1m 1d	0m18d-1m15d	6m12d	6m12d	5m29d-6m25d	7m13d	7m13d	7m13d-7m14d
Released on Bail	1	1	-	-	-	0m25d	0m25d	None	2m 4d	2m 4d	None	2m29d	2m29d	None
Total: Murder	11	7	5m17d	5m19d	3m 4d-7m26d	0m24d	0m18d	0m 0d-2m 2d	4m22d	5m26d	2m 4d-6m25d	5m16d	6m11d	2m21d-7m14d
Other:														
Jail-Awtg. Plea/Trial	152	116	3m 3d	2m22d	0m 0d-10m11d	3m 4d	0m20d	0m 1d-63m 8d	4m 3d	2m13d	0m 0d-59m15d	7m 7d	3m18d	0m 1d-64m18d
Jail-Other Conviction	99	88	-	-	-	3m21d	1m 0d	0m 0d-49m 2d	4m23d	2m25d	0m 0d-34m 5d	8m14d	4m29d	0m23d-53m11d
Released on Bail	812	758	-	-	-	2m 1d	0m26d	0m 0d-105m14d	6m18d	4m 3d	0m 0d-45m17d	8m19d	5m18d	0m 0d-113m25d
R.O.R.	184	177	-	-	-	2m 3d	0m24d	0m 2d-39m17d	6m10d	4m 5d	0m 0d-38m20d	8m14d	5m22d	0m20d-40m12d
Total: Other	1,247	1,139	3m 3d	2m22d	0m 0d-10m11d	2m 8d	0m25d	0m 0d-105m14d	6m 5d	3m24d	0m 0d-59m15d	8m14d	5m12d	0m 0d-113m25d
Total Cases:	1,258	1,146	3m 5d	2m22d	0m 0d-10m11d	2m 8d	0m25d	0m 0d-105m14d	6m 5d	3m24d	0m 0d-59m15d	8m13d	5m12d	0m 0d-113m25d

\* Information from different counties was not uniformly reported as to whether the defendant was in jail awaiting plea or trial or in jail on another conviction.

\*\* As to population, 1970 U.S. Census: Bergen, Camden, Essex, Hudson, Middlesex, Monmouth, Passaic, Union. Also coincides with estimated population, 7/1/76, official State estimates by Office of Business Economics, N.J. Department of Labor and Industry. (Provisional estimates published and certified March 9, 1978.)

Note: When "None" is used in place of the range, there is either a single case (time interval) in that category or 2 or more cases with the same time interval.

DEFENDANTS WHO RETRACTED A PLEA OF NOT GUILTY AND ENTERED A PLEA OF GUILTY TO AN INDICTMENT OR ACCUSATION DURING APRIL, 1978

	Number of Indictments & Accusations On Which Plea Retracted This Month	Number of Defendants	THE UNIT FOR THESE SECTIONS IS THE DEFENDANT, REGARDLESS OF THE NUMBER OF INDICTMENTS OR ACCUSATIONS AGAINST HIM											
			* TIME INTERVALS ARE COMPUTED FROM THE DATE OF FILING OF THE OLDEST INDICTMENT OR ACCUSATION ON WHICH PLEA RETRACTED THIS MONTH											
			Length of Continuous Incarceration at Time of Retraction			Period From Indictment or Accusation To First Plea			Period From Not Guilty Plea To Retraction			Period From Indictment or Accusation To Retraction		
			Mean	Median	Range	Mean	Median	Range	Mean	Median	Range	Mean	Median	Range
ATLANTIC														
Murder:														
Jail-Awtg. Plea/Trial	3	3	3m26d	3m12d	3m 7d-5m 0d	0m17d	0m18d	0m15d-0m18d	2m13d	2m13d	2m 5d-2m20d	3m 0d	2m28d	2m23d-3m 8d
Total: Murder	3	3	3m26d	3m12d	3m 7d-5m 0d	0m17d	0m18d	0m15d-0m18d	2m13d	2m13d	2m 5d-2m20d	3m 0d	2m28d	2m23d-3m 8d
Other:														
Jail-Awtg. Plea/Trial	8	7	3m 3d	3m18d	1m 3d-5m22d	1m23d	1m 2d	0m13d-7m11d	5m17d	1m12d	0m20d-23m25d	7m10d	4m14d	1m 4d-24m 8d
Released on Bail	31	31	-	-	-	1m15d	1m 1d	0m 7d-4m19d	3m13d	3m 1d	0m23d-11m13d	4m27d	4m15d	1m21d-12m 9d
Total: Other	39	38	3m 3d	3m18d	1m 3d-5m22d	1m16d	1m 1d	0m 7d-7m11d	3m24d	3m 0d	0m20d-23m25d	5m11d	4m14d	1m 4d-24m 8d
Total Cases:	42	41	3m10d	3m15d	1m 3d-5m22d	1m14d	1m 1d	0m 7d-7m11d	3m21d	2m27d	0m20d-23m25d	5m 5d	4m14d	1m 4d-24m 8d
BERGEN														
Murder:	0	0	-	-	-	-	-	-	-	-	-	-	-	-
Other:														
Jail-Awtg. Plea/Trial	10	10	4m 2d	2m26d	1m 3d-11m 7d	1m18d	0m19d	0m14d-8m 1d	3m 4d	2m15d	1m 7d-6m13d	4m21d	3m25d	1m24d-10m18d
Jail-Other Conviction	5	5	-	-	-	10m 7d	1m 3d	0m14d-40m 8d	2m 3d	2m 1d	0m16d-4m 2d	12m10d	2m24d	1m19d-42m 9d
Released on Bail	69	59	-	-	-	0m24d	0m18d	0m14d-3m21d	6m27d	4m22d	0m25d-21m 6d	7m21d	5m20d	1m12d-21m24d
R.O.R.	22	21	-	-	-	0m27d	0m19d	0m14d-3m 7d	7m29d	4m12d	0m16d-42m19d	8m25d	5m14d	1m 5d-44m13d
Total: Other	106	95	4m 2d	2m26d	1m 3d-11m 7d	1m12d	0m18d	0m14d-40m 8d	6m15d	4m 3d	0m16d-42m19d	7m26d	5m 8d	1m 5d-44m13d
Total Cases:	106	95	4m 2d	2m26d	1m 3d-11m 7d	1m12d	0m18d	0m14d-40m 8d	6m15d	4m 3d	0m16d-42m19d	7m26d	5m 8d	1m 5d-44m13d

DEFENDANTS WHO RETRACTED A PLEA OF NOT GUILTY AND ENTERED A PLEA OF GUILTY TO AN INDICTMENT OR ACCUSATION DURING APRIL, 1978

	Number of Indictments & Accusations On Which Plea Retracted This Month	Number of Defendants	THE UNIT FOR THESE SECTIONS IS THE DEFENDANT, REGARDLESS OF THE NUMBER OF INDICTMENTS OR ACCUSATIONS AGAINST HIM											
			* TIME INTERVALS ARE COMPUTED FROM THE DATE OF FILING OF THE OLDEST INDICTMENT OR ACCUSATION ON WHICH PLEA RETRACTED THIS MONTH											
			Length of Continuous Incarceration at Time of Retraction			Period From Indictment or Accusation To First Plea			Period From Not Guilty Plea To Retraction			Period From Indictment or Accusation To Retraction		
			Mean	Median	Range	Mean	Median	Range	Mean	Median	Range	Mean	Median	Range
<u>BURLINGTON</u>														
Murder:	0	0	-	-	-	-	-	-	-	-	-	-	-	-
Other:														
Jail-Other Conviction	5	4	-	-	-	1m20d	1m25d	1m 2d-1m27d	1m24d	1m21d	0m12d-3m11d	3m14d	3m16d	2m 9d-4m13d
Released on Bail	56	51	-	-	-	1m29d	1m 2d	0m 6d-20m 3d	7m23d	6m23d	0m18d-35m20d	9m23d	8m 4d	1m14d-35m27d
Total: Other	61	55	-	-	-	1m29d	1m 5d	0m 6d-20m 3d	7m10d	6m 6d	0m12d-35m20d	9m 9d	8m 3d	1m14d-35m27d
Total Cases:	61	55	-	-	-	1m29d	1m 5d	0m 6d-20m 3d	7m10d	6m 6d	0m12d-35m20d	9m 9d	8m 3d	1m14d-35m27d
<u>CAMDEN</u>														
Murder:	0	0	-	-	-	-	-	-	-	-	-	-	-	-
Other:														
Jail-Awtg. Plea/Trial	14	9	3m17d	3m17d	1m 1d-7m 2d	1m 7d	1m 1d	0m16d-2m 3d	6m28d	1m11d	0m13d-41m 9d	8m 4d	2m17d	1m24d-42m 7d
Jail-Other Conviction	6	5	-	-	-	1m 9d	1m13d	0m20d-1m21d	5m15d	4m 4d	0m18d-16m 8d	6m24d	5m 5d	1m21d-17m28d
Released on Bail	52	47	-	-	-	1m27d	1m21d	0m11d-9m26d	7m15d	3m18d	1m 0d-41m10d	9m12d	5m12d	2m 7d-47m11d
R.O.R.	14	13	-	-	-	6m 9d	1m19d	0m15d-35m 9d	17m 5d	13m29d	0m18d-42m29d	23m14d	17m28d	3m25d-55m17d
Total: Other	86	74	3m17d	3m17d	1m 1d-7m 2d	2m17d	1m19d	0m11d-35m 9d	9m 0d	4m 2d	0m13d-42m29d	11m16d	5m26d	1m21d-55m17d
Total Cases:	86	74	3m17d	3m17d	1m 1d-7m 2d	2m17d	1m19d	0m11d-35m 9d	9m 0d	4m 2d	0m13d-42m29d	11m16d	5m26d	1m21d-55m17d



DEFENDANTS WHO RETRACTED A PLEA OF NOT GUILTY AND ENTERED A PLEA OF GUILTY TO AN INDICTMENT OR ACCUSATION DURING APRIL, 1978

		Number of Indictments & Accusations On Which Plea Retracted This Month	THE UNIT FOR THESE SECTIONS IS THE DEFENDANT, REGARDLESS OF THE NUMBER OF INDICTMENTS OR ACCUSATIONS AGAINST HIM												
			Number of Defendants	* TIME INTERVALS ARE COMPUTED FROM THE DATE OF FILING OF THE OLDEST INDICTMENT OR ACCUSATION ON WHICH PLEA RETRACTED THIS MONTH											
				Length of Continuous Incarceration at Time of Retraction			Period From Indictment or Accusation To First Plea			Period From Not Guilty Plea To Retraction			Period From Indictment or Accusation To Retraction		
				Mean	Median	Range	Mean	Median	Range	Mean	Median	Range	Mean	Median	Range
CAPE MAY															
Murder:															
Jail-Awtg. Plea/Trial		2	1	14m18d	14m18d	None	0m17d	0m17d	None	13m 8d	13m 8d	None	13m25d	13m25d	None
Total: Murder		2	1	14m18d	14m18d	None	0m17d	0m17d	None	13m 8d	13m 8d	None	13m25d	13m25d	None
Other:															
Jail-Awtg. Plea/Trial		5	4	3m25d	2m22d	2m10d-7m14d	1m 7d	0m19d	0m19d-3m 2d	0m24d	0m15d	0m15d-1m23d	2m 2d	1m 4d	1m 4d-4m25d
Released on Bail		14	14	-	-	-	0m29d	0m21d	0m13d-3m18d	6m 2d	5m13d	3m 1d-9m 4d	7m 1d	7m 0d	3m18d-9m26d
R.O.R.		5	5	-	-	-	0m23d	0m22d	0m15d-1m 1d	6m 9d	5m18d	3m17d-4m25d	7m 1d	6m 3d	4m11d-10m16d
Total: Other		24	23	3m25d	2m22d	2m10d-7m14d	0m29d	0m21d	0m13d-3m18d	5m 6d	5m 2d	0m15d-9m25d	6m 5d	6m 3d	1m 4d-10m16d
Total Cases:		26	24	5m29d	2m23d	2m10d-14m18d	0m29d	0m21d	0m13d-3m18d	5m16d	5m 2d	0m15d-13m 8d	6m15d	6m 5d	1m 4d-13m25d
CUMBERLAND															
Murder:		0	0	-	-	-	-	-	-	-	-	-	-	-	-
Other:															
Jail-Awtg. Plea/Trial		4	3	3m25d	4m21d	1m29d-4m24d	0m12d	0m13d	0m 0d-0m22d	1m27d	1m28d	0m29d-2m25d	2m 9d	1m28d	1m21d-3m 8d
Jail-Other Conviction		5	3	-	-	-	0m15d	0m20d	0m 0d-0m26d	8m 9d	1m14d	0m 9d-23m 3d	8m24d	1m14d	1m 5d-23m23d
Released on Bail		29	25	-	-	-	0m18d	0m15d	0m 6d-1m16d	2m25d	1m12d	0m 0d-10m 5d	3m13d	1m27d	0m14d-10m23d
R.O.R.		16	15	-	-	-	0m23d	0m22d	0m10d-1m19d	2m 2d	1m12d	0m17d-7m 0d	2m25d	2m 4d	1m20d-8m16d
Total: Other		54	46	3m25d	4m21d	1m29d-4m24d	0m19d	0m15d	0m 0d-1m19d	2m26d	1m12d	0m 0d-23m 3d	3m15d	1m27d	0m14d-23m23d
Total Cases:		54	46	3m25d	4m21d	1m29d-4m24d	0m19d	0m15d	0m 0d-1m19d	2m26d	1m12d	0m 0d-23m 3d	3m15d	1m27d	0m14d-23m23d

DEFENDANTS WHO RETRACTED A PLEA OF NOT GUILTY AND ENTERED A PLEA OF GUILTY TO AN INDICTMENT OR ACCUSATION DURING APRIL, 1978

		Number of Indictments & Accusations On Which Plea Retracted This Month	THE UNIT FOR THESE SECTIONS IS THE DEFENDANT, REGARDLESS OF THE NUMBER OF INDICTMENTS OR ACCUSATIONS AGAINST HIM												
			Number of Defendants	* TIME INTERVALS ARE COMPUTED FROM THE DATE OF FILING OF THE OLDEST INDICTMENT OR ACCUSATION ON WHICH PLEA RETRACTED THIS MONTH											
				Length of Continuous Incarceration at Time of Retraction			Period From Indictment or Accusation To First Plea			Period From Not Guilty Plea To Retraction			Period From Indictment or Accusation To Retraction		
				Mean	Median	Range	Mean	Median	Range	Mean	Median	Range	Mean	Median	Range
<u>ESSEX</u>															
Murder:															
Jail-Awtg. Plea/Trial		1	1	5m 2d	5m 2d	None	0m 3d	0m 3d	None	1m16d	1m16d	None	1m19d	1m19d	None
Released on Bail		1	1	-	-	-	0m20d	0m20d	None	1m16d	1m16d	None	2m 6d	2m 6d	None
Total: Murder		2	2	5m 2d	5m 2d	None	0m11d	0m11d	0m 3d- 0m20d	1m16d	1m16d	None	1m27d	1m27d	1m19d- 2m 6d
Other:															
Jail-Awtg. Plea/Trial		34	29	3m 4d	2m29d	0m 2d- 7m11d	1m 6d	0m14d	0m 7d- 15m 5d	6m29d	2m 8d	0m 0d- 86m23d	8m 5d	3m23d	0m11d- 88m10d
Jail-Other Conviction		17	14	-	-	-	2m 4d	0m22d	0m 6d- 13m17d	9m25d	4m29d	0m15d- 46m 0d	11m29d	8m25d	1m10d- 46m18d
Released on Bail		65	62	-	-	-	0m29d	0m27d	0m 5d- 2m19d	13m 7d	10m 6d	1m 3d- 92m14d	14m 6d	11m 6d	1m24d- 93m16d
R.O.R.		38	38	-	-	-	1m27d	0m28d	0m13d- 15m27d	11m28d	9m15d	1m20d- 90m14d	13m25d	11m 9d	2m 3d- 91m 4d
Total: Other		154	143	3m 4d	2m29d	0m 2d- 7m11d	1m11d	0m26d	0m 5d- 15m27d	11m 8d	9m12d	0m 0d- 92m14d	12m20d	10m18d	0m11d- 93m16d
Total Cases:		156	145	3m 6d	2m29d	0m 2d- 7m11d	1m11d	0m26d	0m 3d- 15m27d	11m 4d	9m 9d	0m 0d- 92m14d	12m15d	10m18d	0m11d- 93m16d
<u>GLOUCESTER</u>															
Murder:		0	0	-	-	-	-	-	-	-	-	-	-	-	-
Other:															
Released on Bail		8	8	-	-	-	4m 2d	0m28d	0m21d- 25m 9d	12m 8d	11m 5d	2m25d- 19m27d	16m 9d	15m 8d	3m16d- 36m23d
R.O.R.		3	2	-	-	-	0m18d	0m18d	0m15d- 0m21d	80m11d	80m11d	24m11d- 136m12d	80m29d	80m29d	24m26d- 137m 3d
Total: Other		11	10	-	-	-	3m11d	0m25d	0m15d- 25m 9d	25m26d	14m 4d	2m25d- 136m12d	29m 7d	19m23d	3m16d- 137m 3d
Total Cases:		11	10	-	-	-	3m11d	0m25d	0m15d- 25m 9d	25m26d	14m 4d	2m25d- 136m12d	29m 7d	19m23d	3m16d- 137m 3d

DEFENDANTS WHO RETRACTED A PLEA OF NOT GUILTY AND ENTERED A PLEA OF GUILTY TO AN INDICTMENT OR ACCUSATION DURING APRIL, 1978

	Number of Indictments & Accusations On Which Plea Retracted This Month	Number of Defendants	THE UNIT FOR THESE SECTIONS IS THE DEFENDANT, REGARDLESS OF THE NUMBER OF INDICTMENTS OR ACCUSATIONS AGAINST HIM											
			* TIME INTERVALS ARE COMPUTED FROM THE DATE OF FILING OF THE OLDEST INDICTMENT OR ACCUSATION ON WHICH PLEA RETRACTED THIS MONTH											
			Length of Continuous Incarceration at Time of Retraction			Period From Indictment or Accusation To First Plea			Period From Not Guilty Plea To Retraction			Period From Indictment or Accusation To Retraction		
			Mean	Median	Range	Mean	Median	Range	Mean	Median	Range	Mean	Median	Range
HUDSON														
Murder:	0	0	-	-	-	-	-	-	-	-	-	-	-	-
Other:														
Jail-Awtg. Plea/Trial	22	17	6m22d	4m10d	1m21d-26m17d	3m11d	1m14d	0m 8d-23m 9d	12m20d	6m27d	0m 6d-59m13d	16m 0d	10m26d	0m17d-60m 7d
Jail-Other Conviction	16	13	-	-	-	2m10d	1m13d	0m 7d-12m 0d	9m26d	6m20d	0m 4d-25m26d	12m 6d	10m18d	1m23d-26m 3d
Released on Bail	32	28	-	-	-	2m27d	1m 2d	0m12d-22m22d	14m 8d	12m27d	0m14d-47m 4d	17m 6d	14m19d	1m25d-47m22d
R.O.R.	3	3	-	-	-	3m11d	1m 5d	0m14d-8m15d	12m24d	17m27d	2m11d-18m 4d	16m 5d	18m11d	10m26d-19m 9d
Total: Other	73	61	6m22d	4m10d	1m21d-26m17d	2m28d	1m 5d	0m 7d-23m 9d	12m24d	10m 4d	0m 4d-59m13d	15m22d	13m 9d	0m17d-60m 7d
Total Cases:	73	61	6m22d	4m10d	1m21d-26m17d	2m28d	1m 5d	0m 7d-23m 9d	12m24d	10m 4d	0m 4d-59m13d	15m22d	13m 9d	0m17d-60m 7d
HUNTERDON														
Murder:	0	0	-	-	-	-	-	-	-	-	-	-	-	-
Other:														
Jail-Other Conviction	1	1	-	-	-	0m15d	0m15d	None	1m 7d	1m 7d	None	1m22d	1m22d	None
R.O.R.	2	2	-	-	-	6m 9d	6m 9d	0m25d-11m23d	18m18d	18m18d	4m17d-32m19d	24m27d	24m27d	16m10d-33m14d
Total: Other	3	3	-	-	-	4m11d	0m25d	0m15d-11m23d	12m24d	4m17d	1m 7d-32m19d	17m 5d	16m10d	1m22d-33m14d
Total Cases:	3	3	-	-	-	4m11d	0m25d	0m15d-11m23d	12m24d	4m17d	1m 7d-32m19d	17m 5d	16m10d	1m22d-33m14d

## DEFENDANTS WHO RETRACTED A PLEA OF NOT GUILTY AND ENTERED A PLEA OF GUILTY TO AN INDICTMENT OR ACCUSATION DURING APRIL, 1978

	Number of Indictments & Accusations On Which Plea Retracted This Month	Number of Defendants	THE UNIT FOR THESE SECTIONS IS THE DEFENDANT, REGARDLESS OF THE NUMBER OF INDICTMENTS OR ACCUSATIONS AGAINST HIM											
			* TIME INTERVALS ARE COMPUTED FROM THE DATE OF FILING OF THE OLDEST INDICTMENT OR ACCUSATION ON WHICH PLEA RETRACTED THIS MONTH											
			Length of Continuous Incarceration at Time of Retraction			Period From Indictment or Accusation To First Plea			Period From Not Guilty Plea To Retraction			Period From Indictment or Accusation To Retraction		
			Mean	Median	Range	Mean	Median	Range	Mean	Median	Range	Mean	Median	Range
<u>MERCER</u>														
Murder:	0	0	-	-	-	-	-	-	-	-	-	-	-	-
Other:														
Jail-Awtg. Plea/Trial	3	3	1m 4d	1m 1d	0m10d-2m 2d	0m11d	0m 5d	0m 1d-0m27d	7m26d	1m 0d	0m 5d-21m13d	7m27d	1m 5d	0m 6d-22m10d
Jail-Other Conviction	7	7	-	-	-	7m 9d	1m11d	0m 0d-28m11d	9m13d	2m 2d	0m24d-25m25d	16m22d	20m 2d	1m 5d-29m 5d
Released on Bail	28	28	-	-	-	2m 1d	1m 4d	0m 1d-16m21d	6m17d	5m12d	0m 7d-25m20d	8m18d	6m20d	0m 8d-34m27d
R.O.R.	14	14	-	-	-	1m13d	1m 8d	0m 2d-3m 2d	7m 5d	5m 6d	0m 3d-19m19d	8m18d	6m16d	0m20d-21m29d
Total: Other	52	52	1m 4d	1m 1d	0m10d-2m 2d	2m15d	1m 3d	0m 0d-28m11d	7m 5d	5m 1d	0m 3d-25m25d	9m20d	6m26d	0m 6d-34m27d
Total Cases:	52	52	1m 4d	1m 1d	0m10d-2m 2d	2m15d	1m 3d	0m 0d-28m11d	7m 5d	5m 1d	0m 3d-25m25d	9m20d	6m26d	0m 6d-34m27d
<u>MIDDLESEX</u>														
Murder:	0	0	-	-	-	-	-	-	-	-	-	-	-	-
Other:														
Jail-Awtg. Plea/Trial	2	2	0m28d	0m28d	0m 0d-1m27d	0m17d	0m17d	0m 2d-1m 3d	2m22d	2m22d	1m27d-3m18d	3m10d	3m10d	3m 0d-3m20d
Jail-Other Conviction	2	2	-	-	-	3m13d	3m13d	0m21d-6m 6d	3m16d	3m16d	2m 7d-4m26d	7m 0d	7m 0d	5m17d-8m13d
Released on Bail	31	31	-	-	-	2m 0d	0m27d	0m 8d-27m 5d	8m17d	6m26d	1m24d-19m 4d	10m17d	8m 8d	4m 2d-28m29d
R.O.R.	44	44	-	-	-	2m23d	1m 4d	0m 1d-60m20d	8m 0d	6m12d	0m 3d-23m15d	10m22d	8m29d	0m29d-61m 9d
Total: Other	79	79	0m28d	0m28d	0m 0d-1m27d	2m13d	0m29d	0m 1d-60m20d	7m29d	6m 4d	0m 3d-23m15d	10m12d	8m 8d	0m29d-61m 9d
Total Cases:	79	79	0m28d	0m28d	0m 0d-1m27d	2m13d	0m29d	0m 1d-60m20d	7m29d	6m 4d	0m 3d-23m15d	10m12d	8m 8d	0m29d-61m 9d

DEFENDANTS WHO RETRACTED A PLEA OF NOT GUILTY AND ENTERED A PLEA OF GUILTY TO AN INDICTMENT OR ACCUSATION DURING APRIL, 1978

	Number of Indictments & Accusations On Which Plea Retracted This Month	Number of Defendants	THE UNIT FOR THESE SECTIONS IS THE DEFENDANT, REGARDLESS OF THE NUMBER OF INDICTMENTS OR ACCUSATIONS AGAINST HIM											
			* TIME INTERVALS ARE COMPUTED FROM THE DATE OF FILING OF THE OLDEST INDICTMENT OR ACCUSATION ON WHICH PLEA RETRACTED THIS MONTH											
			Length of Continuous Incarceration at Time of Retraction			Period From Indictment or Accusation To First Plea			Period From Not Guilty Plea To Retraction			Period From Indictment or Accusation To Retraction		
			Mean	Median	Range	Mean	Median	Range	Mean	Median	Range	Mean	Median	Range
<u>MONMOUTH</u>														
Murder:	0	0	-	-	-	-	-	-	-	-	-	-	-	-
Other:														
Jail-Awtg. Plea/Trial	3	3	2m 1d	2m 3d	1m10d-2m19d	0m 5d	0m 5d	0m 4d-0m 6d	1m 3d	1m 4d	0m 3d-2m 3d	1m 8d	1m10d	0m 8d-2m 7d
Jail-Other Conviction	15	13	-	-	-	2m15d	0m16d	0m 4d-19m 4d	2m12d	2m 3d	0m 0d-8m19d	4m27d	2m16d	0m 8d-19m 4d
Released on Bail	48	47	-	-	-	1m 2d	0m29d	0m 0d-4m24d	2m29d	2m 8d	0m 0d-6m19d	4m 1d	4m18d	0m 0d-7m26d
R.O.R.	28	27	-	-	-	3m 8d	1m 1d	0m15d-21m10d	3m10d	3m12d	2m 0d-6m11d	6m17d	4m23d	2m16d-26m 6d
Total: Other	94	90	2m 1d	2m 3d	1m10d-2m19d	1m27d	0m29d	0m 0d-21m10d	2m26d	2m 6d	0m 0d-8m19d	4m25d	4m 8d	0m 0d-26m 6d
Total Cases:	94	90	2m 1d	2m 3d	1m10d-2m19d	1m27d	0m29d	0m 0d-21m10d	2m28d	2m 6d	0m 0d-8m19d	4m25d	4m 8d	0m 0d-26m 6d
<u>MORRIS</u>														
Murder:	0	0	-	-	-	-	-	-	-	-	-	-	-	-
Other:														
Jail-Other Conviction	2	2	-	-	-	0m20d	0m20d	0m17d-0m23d	1m 6d	1m 6d	0m10d-2m 2d	1m26d	1m26d	1m 3d-2m19d
Released on Bail	31	18	-	-	-	1m22d	0m20d	0m13d-17m 2d	3m 5d	2m29d	0m 7d-6m20d	4m27d	3m25d	0m23d-23m22d
R.O.R.	7	5	-	-	-	0m28d	0m23d	0m18d-1m27d	2m19d	2m27d	1m 9d-4m 0d	3m17d	3m20d	1m27d-4m24d
Total: Other	40	25	-	-	-	1m15d	0m20d	0m13d-17m 2d	2m27d	2m27d	0m 7d-6m20d	4m12d	3m20d	0m23d-23m22d
Total Cases:	40	25	-	-	-	1m15d	0m20d	0m13d-17m 2d	2m27d	2m27d	0m 7d-6m20d	4m12d	3m20d	0m23d-23m22d

DEFENDANTS WHO RETRACTED A PLEA OF NOT GUILTY AND ENTERED A PLEA OF GUILTY TO AN INDICTMENT OR ACCUSATION DURING APRIL, 1978

	Number of Indictments & Accusations On Which Plea Retracted This Month	Number of Defendants	THE UNIT FOR THESE SECTIONS IS THE DEFENDANT, REGARDLESS OF THE NUMBER OF INDICTMENTS OR ACCUSATIONS AGAINST HIM											
			* TIME INTERVALS ARE COMPUTED FROM THE DATE OF FILING OF THE OLDEST INDICTMENT OR ACCUSATION ON WHICH PLEA RETRACTED THIS MONTH											
			Length of Continuous Incarceration at Time of Retraction			Period From Indictment or Accusation To First Plea			Period From Not Guilty Plea To Retraction			Period From Indictment or Accusation To Retraction		
			Mean	Median	Range	Mean	Median	Range	Mean	Median	Range	Mean	Median	Range
OCEAN														
Murder:	0	0	-	-	-	-	-	-	-	-	-	-	-	-
Other:														
Jail-Awtg. Plea/Trial	2	2	4m19d	4m19d	3m16d-5m23d	4m28d	4m28d	0m 8d-9m19d	1m21d	1m21d	1m16d-1m27d	6m20d	6m20d	1m24d-11m16d
Jail-Other Conviction	1	1	-	-	-	2m 9d	2m 9d	None	2m 8d	2m 8d	None	4m17d	4m17d	None
Released on Bail	11	11	-	-	-	2m 6d	1m 3d	0m13d-8m24d	11m 2d	8m 2d	0m28d-27m21d	13m 8d	10m20d	1m11d-30m 3d
R.O.R.	5	5	-	-	-	1m 9d	1m14d	0m11d-2m 3d	5m 3d	6m 6d	0m26d-10m23d	6m12d	8m 9d	1m 8d-11m19d
Total: Other	19	19	4m19d	4m19d	3m16d-5m23d	2m 8d	1m 7d	0m 8d-9m19d	8m 1d	6m 6d	0m26d-27m21d	10m 9d	8m14d	1m 8d-30m 3d
Total Cases:	19	19	4m19d	4m19d	3m16d-5m23d	2m 8d	1m 7d	0m 8d-9m19d	8m 1d	6m 6d	0m26d-27m21d	10m 9d	8m14d	1m 8d-30m 3d
PASSAIC														
Murder:	0	0	-	-	-	-	-	-	-	-	-	-	-	-
Other:														
Jail-Awtg. Plea/Trial	19	16	2m27d	2m28d	0m 5d-5m 4d	5m 8d	0m 7d	0m 2d-58m26d	1m20d	1m15d	0m 5d-3m21d	6m27d	1m25d	0m12d-61m13d
Jail-Other Conviction	3	3	-	-	-	0m27d	0m29d	0m16d-1m 6d	2m 9d	2m 4d	0m26d-3m27d	3m 6d	3m 3d	2m 2d-4m13d
Released on Bail	36	33	-	-	-	0m18d	0m14d	0m 3d-3m12d	5m 9d	4m 4d	1m10d-12m26d	5m27d	5m16d	1m26d-13m10d
R.O.R.	16	16	-	-	-	0m21d	0m13d	0m 1d-2m11d	4m29d	3m21d	1m11d-15m11d	5m20d	4m11d	2m 6d-15m18d
Total: Other	74	68	2m27d	2m28d	0m 5d-5m 4d	1m22d	0m14d	0m 1d-58m26d	4m 7d	3m 7d	0m 5d-15m11d	5m29d	4m 9d	0m12d-61m13d
Total Cases:	74	68	2m27d	2m28d	0m 5d-5m 4d	1m22d	0m14d	0m 1d-58m26d	4m 7d	3m 7d	0m 5d-15m11d	5m29d	4m 9d	0m12d-61m13d

DEFENDANTS WHO RETRACTED A PLEA OF NOT GUILTY AND ENTERED A PLEA OF GUILTY TO AN INDICTMENT OR ACCUSATION DURING APRIL, 1978

	Number of Indictments & Accusations On Which Plea Retracted This Month	Number of Defendants	THE UNIT FOR THESE SECTIONS IS THE DEFENDANT, REGARDLESS OF THE NUMBER OF INDICTMENTS OR ACCUSATIONS AGAINST HIM											
			* TIME INTERVALS ARE COMPUTED FROM THE DATE OF FILING OF THE OLDEST INDICTMENT OR ACCUSATION ON WHICH PLEA RETRACTED THIS MONTH											
			Length of Continuous Incarceration at Time of Retraction			Period From Indictment or Accusation To First Plea			Period From Not Guilty Plea To Retraction			Period From Indictment or Accusation To Retraction		
			Mean	Median	Range	Mean	Median	Range	Mean	Median	Range	Mean	Median	Range
SALEM Murder:	0	0	-	-	-	-	-	-	-	-	-	-	-	-
Other: Jail-Awtg. Plea/Trial	9	7	5m 1d	4m23d	1m10d-8m15d	12m27d	1m 4d	0m21d-74m12d	8m 4d	2m22d	0m27d-20m 8d	21m 1d	14m 4d	3m12d-77m 4d
Released on Bail	22	22	-	-	-	0m24d	0m24d	0m 6d-1m11d	11m 9d	10m22d	5m26d-23m 2d	12m 2d	10m28d	6m17d-23m20d
R.O.R.	1	1	-	-	-	1m 0d	1m 0d	None	12m25d	12m25d	None	13m25d	13m25d	None
Total: Other	32	30	5m 1d	4m23d	1m10d-8m15d	3m19d	0m26d	0m 6d-74m12d	10m18d	10m22d	0m27d-23m 2d	14m 7d	11m24d	3m12d-77m 4d
Total Cases:	32	30	5m 1d	4m23d	1m10d-8m15d	3m19d	0m26d	0m 6d-74m12d	10m18d	10m22d	0m27d-23m 2d	14m 7d	11m24d	3m12d-77m 4d
SOMERSET Murder:	0	0	-	-	-	-	-	-	-	-	-	-	-	-
Other: Jail-Awtg. Plea/Trial	2	2	3m14d	3m14d	3m 2d-3m26d	10m19d	10m19d	0m 9d-20m29d	1m29d	1m29d	0m25d-3m 4d	12m18d	12m18d	1m 4d-24m 3d
Jail-Other Conviction	3	3	-	-	-	1m 6d	0m22d	0m16d-2m11d	1m24d	2m 7d	0m21d-2m14d	3m 0d	2m23d	1m13d-4m25d
Released on Bail	12	11	-	-	-	0m 9d	0m 7d	0m 5d-0m21d	5m 9d	3m 8d	2m12d-12m 3d	5m18d	3m14d	2m19d-12m10d
R.O.R.	3	3	-	-	-	0m 6d	0m 7d	0m 5d-0m 7d	7m 9d	8m17d	2m22d-10m17d	7m15d	8m24d	2m29d-10m22d
Total: Other	20	19	3m14d	3m14d	3m 2d-3m26d	1m15d	0m 8d	0m 5d-20m29d	4m21d	3m 4d	0m21d-12m 3d	6m 7d	3m14d	1m 4d-24m 3d
Total Cases:	20	19	3m14d	3m14d	3m 2d-3m26d	1m15d	0m 8d	0m 5d-20m29d	4m21d	3m 4d	0m21d-12m 3d	6m 7d	3m14d	1m 4d-24m 3d

[illegible]



DEFENDANTS WHO RETRACTED A PLEA OF NOT GUILTY AND ENTERED A PLEA OF GUILTY TO AN INDICTMENT OR ACCUSATION DURING APRIL, 1978

THE UNIT FOR THESE SECTIONS IS THE DEFENDANT, REGARDLESS OF THE NUMBER OF INDICTMENTS OR ACCUSATIONS AGAINST HIM														
Number of Indictments & Accusations On Which Plea Retracted This Month	Number of Defendants	* TIME INTERVALS ARE COMPUTED FROM THE DATE OF FILING OF THE OLDEST INDICTMENT OR ACCUSATION ON WHICH PLEA RETRACTED THIS MONTH												
		Length of Continuous Incarceration at Time of Retraction			Period From Indictment or Accusation To First Plea			Period From Not Guilty Plea To Retraction			Period From Indictment or Accusation To Retraction			
		Mean	Median	Range	Mean	Median	Range	Mean	Median	Range	Mean	Median	Range	
<b>8 LARGEST COUNTIES **</b>														
Murder:														
Jail-Awtg. Plea/Trial	1	1	5m 2d	5m 2d	None	0m 3d	0m 3d	None	1m16d	1m16d	None	1m19d	1m19d	None
Released on Bail	5	2	-	-	-	0m21d	0m21d	0m20d-0m23d	3m11d	3m11d	1m16d-5m 6d	4m 2d	4m 2d	2m 6d-5m29d
Total: Murder	6	3	5m 2d	5m 2d	None	0m15d	0m20d	0m 3d-0m23d	2m23d	1m16d	1m16d-5m 6d	3m 8d	2m 6d	1m19d-5m29d
Other:														
Jail-Awtg. Plea/Trial	116	97	3m24d	2m29d	0m 0d-26m17d	2m 5d	0m17d	0m 2d-58m26d	5m26d	2m 3d	0m 0d-86m23d	8m 0d	3m 7d	0m 7d-88m10d
Jail-Other Conviction	73	64	-	-	-	2m19d	0m29d	0m 3d-40m 8d	5m25d	2m 7d	0m 0d-46m 0d	8m14d	4m22d	0m 8d-46m18d
Released on Bail	397	356	-	-	-	1m18d	0m27d	0m 0d-43m23d	7m22d	4m19d	0m 0d-92m14d	9m10d	5m22d	0m 0d-93m16d
R.O.R.	165	162	-	-	-	2m15d	0m28d	0m 1d-60m20d	8m20d	5m19d	0m 3d-90m14d	11m 4d	8m 3d	0m29d-91m 4d
Total: Other	751	679	3m24d	2m29d	0m 0d-26m17d	2m 0d	0m27d	0m 0d-60m20d	7m15d	4m 4d	0m 0d-92m14d	9m15d	5m17d	0m 0d-93m16d
Total Cases:	757	682	3m24d	3m 0d	0m 0d-26m17d	2m 0d	0m27d	0m 0d-60m20d	7m14d	4m 4d	0m 0d-92m14d	9m14d	5m16d	0m 0d-93m16d
<b>13 REMAINING COUNTIES</b>														
Murder:														
Jail-Awtg. Plea/Trial	5	4	6m17d	4m 6d	3m 7d-14m18d	0m17d	0m17d	0m15d-0m18d	5m 4d	2m16d	2m 5d-13m 8d	5m21d	3m 3d	2m23d-13m25d
Total: Murder	5	4	6m17d	4m 6d	3m 7d-14m18d	0m17d	0m17d	0m15d-0m18d	5m 4d	2m16d	2m 5d-13m 8d	5m21d	3m 3d	2m23d-13m25d
Other:														
Jail-Awtg. Plea/Trial	36	30	3m16d	3m14d	0m10d-8m15d	4m26d	0m23d	0m 0d-74m12d	5m 2d	1m27d	0m 5d-23m25d	9m28d	4m 2d	0m 6d-77m 4d
Jail-Other Conviction	25	22	-	-	-	3m 3d	0m26d	0m 0d-28m11d	6m 3d	2m 2d	0m 9d-25m25d	9m 5d	3m16d	1m 3d-29m 5d
Released on Bail	251	228	-	-	-	1m18d	0m26d	0m 1d-25m 9d	6m15d	5m 2d	0m 0d-35m20d	8m 3d	6m24d	0m 8d-36m23d
R.O.R.	56	52	-	-	-	1m 6d	0m23d	0m 2d-11m23d	8m11d	3m20d	0m 3d-136m12d	9m16d	4m16d	0m20d-137m 3d
Total: Other	368	332	3m16d	3m14d	0m10d-8m15d	1m28d	0m26d	0m 0d-74m12d	6m19d	4m 0d	0m 0d-136m12d	8m17d	6m 0d	0m 6d-137m 3d
Total Cases:	373	336	3m26d	3m14d	0m10d-14m18d	1m27d	0m25d	0m 0d-74m12d	6m18d	4m 0d	0m 0d-136m12d	8m16d	5m25d	0m 6d-137m 3d

## DEFENDANTS WHO RETRACTED A PLEA OF NOT GUILTY AND ENTERED A PLEA OF GUILTY TO AN INDICTMENT OR ACCUSATION DURING APRIL, 1978

		THE UNIT FOR THESE SECTIONS IS THE DEFENDANT, REGARDLESS OF THE NUMBER OF INDICTMENTS OR ACCUSATIONS AGAINST HIM												
Number of Indictments & Accusations On Which Plea Retracted This Month	Number of Defendants	* TIME INTERVALS ARE COMPUTED FROM THE DATE OF FILING OF THE OLDEST INDICTMENT OR ACCUSATION ON WHICH PLEA RETRACTED THIS MONTH												
		Length of Continuous Incarceration at Time of Retraction			Period From Indictment or Accusation To First Plea			Period From Not Guilty Plea To Retraction			Period From Indictment or Accusation To Retraction			
		Mean	Median	Range	Mean	Median	Range	Mean	Median	Range	Mean	Median	Range	
STATE TOTALS														
Murder:														
Jail-Awtg. Plea/Trial	6	5	6m 8d	5m 0d	3m 7d-14m18d	0m14d	0m17d	0m 3d-0m18d	4m12d	2m13d	1m16d-13m 8d	4m27d	2m28d	1m19d-13m25d
Released on Bail	5	2	-	-	-	0m21d	0m21d	0m20d-0m23d	3m11d	3m11d	1m16d-5m 6d	4m 2d	4m 2d	2m 6d-5m29d
Total: Murder	11	7	6m 8d	5m 0d	3m 7d-14m18d	0m16d	0m18d	0m 3d-0m23d	4m 3d	2m13d	1m16d-13m 8d	4m20d	2m28d	1m19d-13m25d
Other:														
Jail-Awtg. Plea/Trial	152	127	3m22d	3m 2d	0m 0d-26m17d	2m24d	0m20d	0m 0d-74m12d	5m20d	2m 2d	0m 0d-86m23d	8m14d	3m 9d	0m 6d-88m10d
Jail-Other Conviction	98	86	-	-	-	2m23d	0m29d	0m 0d-40m 8d	5m27d	2m 7d	0m 0d-46m 0d	8m19d	4m13d	0m 8d-46m18d
Released on Bail	648	584	-	-	-	1m18d	0m27d	0m 0d-43m23d	7m 7d	4m25d	0m 0d-92m14d	8m25d	6m 1d	0m 0d-93m16d
R.O.R.	221	214	-	-	-	2m 5d	0m28d	0m 1d-60m20d	8m18d	4m25d	0m 3d-136m12d	10m23d	6m24d	0m20d-137m 3d
Total: Other	1,119	1,011	3m22d	3m 2d	0m 0d-26m17d	1m29d	0m27d	0m 0d-74m12d	7m 6d	4m 3d	0m 0d-136m12d	9m 6d	5m19d	0m 0d-137m 3d
Total Cases:	1,130	1,018	3m25d	3m 4d	0m 0d-26m17d	1m29d	0m26d	0m 0d-74m12d	7m 6d	4m 3d	0m 0d-136m12d	9m 5d	5m18d	0m 0d-137m 3d

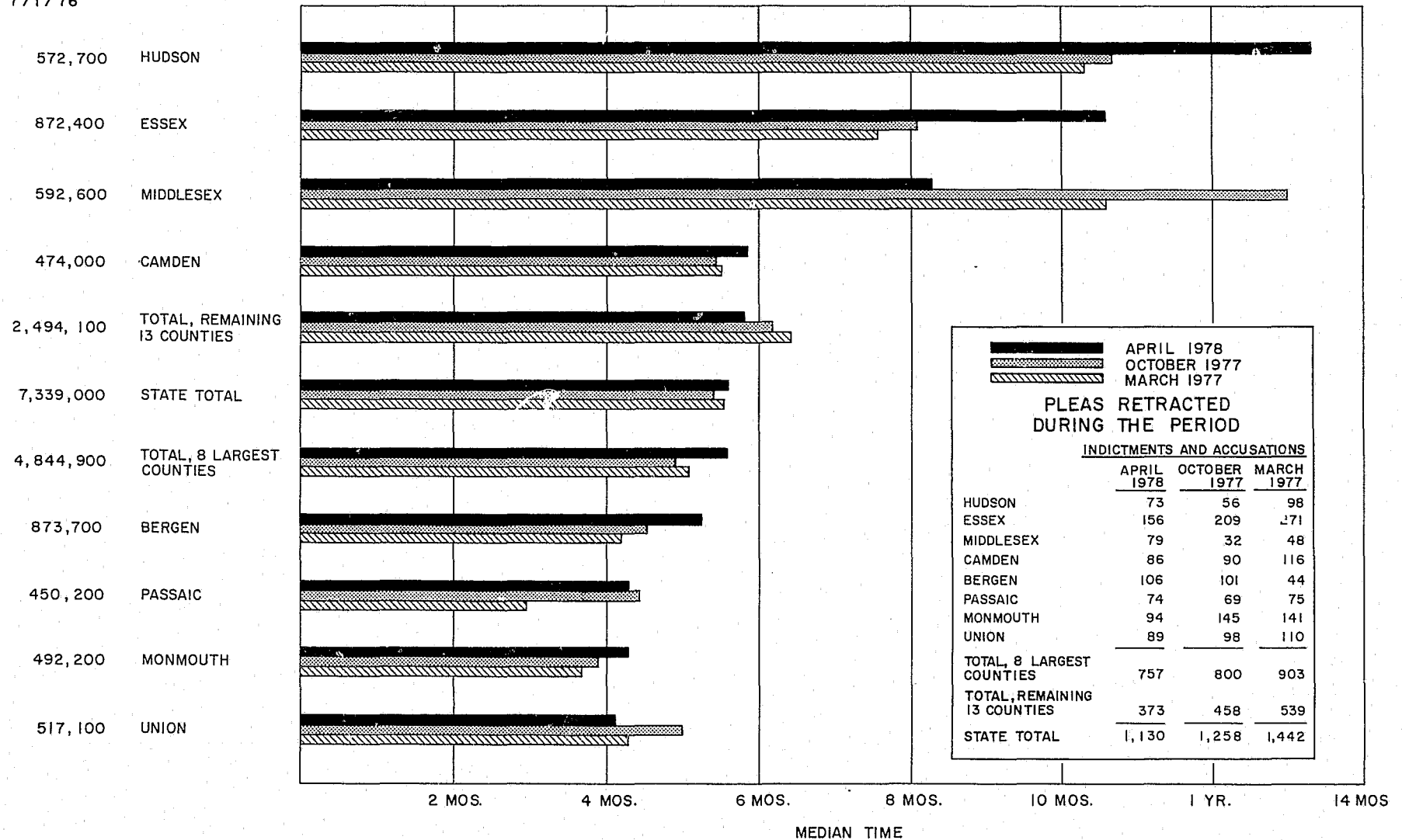
\* Information from different counties was not uniformly reported as to whether the defendant was in jail awaiting plea or trial or in jail on another conviction.

\*\* As to population, 1970 U.S. Census: Bergen, Camden, Essex, Hudson, Middlesex, Monmouth, Passaic, Union. Also coincides with estimated population, 7/1/76, official State estimates by Office of Business Economics, N.J. Department of Labor and Industry. (Provisional estimates published and certified March 9, 1978.)

Note: When "None" is used in place of the range, there is either a single case (time interval) in that category or 2 or more cases with the same time interval.

SUPERIOR AND COUNTY COURTS PLEAS RETRACTED DURING APRIL 1978, OCTOBER 1977, AND MARCH 1977  
 MEDIAN TIME FROM DATE OF INDICTMENT (OR ACCUSATION) TO RETRACTION OF NOT GUILTY PLEA  
 8 LARGEST COUNTIES (OVER 450,000 POP.) AND COMBINED DATA  
 ON REMAINING 13 COUNTIES

ESTIMATED  
 POPULATION \*  
 7/1/76



\* OFFICIAL STATE ESTIMATES PREPARED BY THE OFFICE OF BUSINESS ECONOMICS, N. J. DEPARTMENT OF LABOR AND INDUSTRY. (PROVISIONAL ESTIMATES PUBLISHED AND CERTIFIED MARCH 9, 1978.) NOTE: STATE ESTIMATES ARE SHOWN TO NEAREST THOUSAND, COUNTY ESTIMATES TO NEAREST HUNDRED.

LAW DIVISIONS OF THE SUPERIOR AND COUNTY COURTS  
DISPOSITION OF (INDICTMENTS AND ACCUSATIONS X PERSONS)

September 1, 1977 to August 31, 1978

County	Indictments and Accusations X Persons Pending Plea or Trial at Beginning of Period	Filed During This Period	Prev. Reported as Disposed of, But Reopened This Period	Reopened After Conditional Discharge N.J.S.A. 24:21-27(a)(2)	Total NEW Cases (Including Reopened)	Indictments and Accusations X Persons Closed During Period by:							Total Pending Plea or Trial at End of Period					
						Jury Trial 1/		Non-Jury Trial 2/		Plea	Dismissal	Total	Active	(B) Suspended Dispositions (Narcotics) N.J.S.A. 24:21-27(a)(1)	POSTPONED Further Proceedings Under Pretrial Intervention Program, R.3:28	(D) UNTRIABLE (Warrant Outstanding or parties not available for trial)	Inactive	Total
						Partially Tried	Tried to Completion	Partially Tried	Tried to Completion									
Atlantic	990	908	0	0	908	3	36	0	0	547	347	933	421	106	35	0	403	965
Bergen	1,701	2,086	4	5	2,095	3	53	61	44	1,282	367	1,810	1,377	218	56	3	332	1,986
Burlington	1,341	1,038	1	1	1,030	20	87	13	14	835	291	1,260	879	8	26	0	198	1,111
Camden	3,909	2,753	22	0	2,775	10	117	23	59	1,243	1,196	2,648	2,348	48	123	1,383	134	4,036
Cape May	624	652	4	0	656	1	16	0	1	411	164	593	453	0	21	129	84	687
Cumberland	* 887	821	8	1	830	52	48	1	6	579	295	981	277	0	28	413	18	736
Essex	7,013	6,023	42	0	6,065	76	618	1	75	2,019	2,203	4,992	4,360	41	685	2,648	352	8,086
Gloucester	1,787	610	7	0	617	5	11	23	1	237	258	535	1,415	52	49	98	255	1,869
Hudson	* 3,310	1,907	15	4	1,926	67	189	8	33	829	425	1,551	2,456	5	38	935	251	3,685
Hunterdon	511	458	2	0	460	4	7	0	1	107	195	314	459	40	67	3	88	657
Mercer	1,883	1,336	13	1	1,352	7	65	0	3	915	513	1,503	977	19	102	111	523	1,732
Middlesex	* 3,045	2,061	1	0	2,062	23	141	3	16	1,302	792	2,277	1,616	84	60	0	1,070	2,830
Monmouth	2,001	2,227	12	2	2,241	68	243	2	56	1,230	363	1,962	1,855	0	21	0	404	2,280
Morris	* 842	1,070	2	0	1,072	7	83	0	11	411	485	997	432	121	126	69	169	917
Ocean	790	784	41	0	825	20	99	0	19	395	367	900	598	22	64	0	31	715
Passaic	* 2,093	1,834	23	39	1,896	29	402	2	14	900	412	1,759	831	39	128	128	1,104	2,230
Salem	805	563	11	1	575	2	54	2	16	421	175	670	382	39	55	120	114	710
Somerset	426	402	16	42	460	3	56	1	4	249	243	556	217	2	31	0	80	330
Sussex	325	285	4	0	289	5	14	0	0	171	112	302	187	5	7	65	48	312
Union	* 1,719	1,753	30	0	1,783	21	179	1	23	1,068	578	1,870	799	51	51	22	709	1,632
Warren	382	361	0	0	361	0	14	0	1	184	167	366	273	24	0	0	80	377
TOTAL	* 36,384	29,922	260	96	30,278	426	2,532	141	397	15,335	9,948	28,779	22,612	924	1,773	6,127	6,447	37,883
TOTAL 1** YEAR AGO	34,937	31,560	386	107	32,053	443	2,757	269	507	17,034	9,625	30,655	22,512	886	1,215	5,083	6,639	36,335**

1/ A case is considered disposed of by jury trial if the drawing of the jury is started, even if thereafter the defendant pleads or the case is dismissed.

2/ A case is considered disposed of by non-jury trial if the opening is started or, if the opening is waived, the first witness is sworn.

3/ Inactive cases are those so marked by order of the court as untriable for reasons beyond the control of the court or prosecutor; included are fugitives, John Does, defendants incarcerated in another state, etc.

\* Data differs from cases pending August 31, 1977 as reported in the 1976-77 Annual Report, because of recounts by the counties resulting from their periodic physical inventories and the discovery of other reporting errors by the counties during the course of the year.

\*\* As reported in the 1976-77 Annual Report. Subsequent recounts amounted to +49 cases pending as of 8/31/77.

SOURCE: Monthly Reports of the County Clerks.

LAW DIVISION OF THE SUPERIOR AND COUNTY COURTS  
OUTCOMES OF (INDICTMENTS AND ACCUSATIONS X PERSONS) DISPOSED OF  
September 1, 1977 to August 31, 1978

County	Jury Trials 1/										Non-Jury Trials 2/					Without Trial (Before Trial Commenced)			Total (Indictments and Accusations X Persons) Disposed of										TOTAL																							
	Partially Tried					Tried to Completion					Partially Tried					Tried to Completion					By Plea			Convictions						Acquittals					Plea of Guilty or Non Nult					Dismissals												
	Acquittals	Plea of Guilty or Non Nult	Dismissals	Conditional Dismissals N.J.S.A. 2A:21-21(a)(2)	Convictions	Acquittals	Conditional Dismissals N.J.S.A. 2A:21-21(a)(2)	Convictions	Acquittals	Conditional Dismissals N.J.S.A. 2A:21-21(a)(2)	Convictions	Acquittals	Conditional Dismissals N.J.S.A. 2A:21-21(a)(2)	Convictions	Acquittals	Conditional Dismissals N.J.S.A. 2A:21-21(a)(2)	Guilty or Non Nult	Conditional Dismissals N.J.S.A. 2A:21-21(a)(2)	Dismissals	#	%	#	%																						#	%	#	%	#	%	#	%
Atlantic	0	3	0	0	20	16	0	0	0	0	0	0	0	0	547	0	347	20	2.1%	16	1.7%	550	59.0%	347	37.2%	0	0.0%	933																								
Bergen	3	0	0	0	52	1	0	58	3	0	0	42	2	0	1,282	0	367	94	5.2%	64	3.5%	1,285	71.0%	367	20.3%	0	0.0%	1,810																								
Burlington	0	16	4	0	63	24	0	10	1	2	0	6	8	0	818	17	291	69	5.5%	42	3.3%	835	66.3%	297	23.6%	17	1.3%	1,260																								
Camden	5	5	0	0	77	40	0	17	0	6	0	11	48	0	1,243	0	1,196	88	3.3%	110	4.2%	1,248	47.1%	1,202	45.4%	0	0.0%	2,648																								
Cape May	0	1	0	0	13	3	0	0	0	0	0	1	0	0	411	0	164	14	2.3%	3	0.5%	412	69.5%	164	27.7%	0	0.0%	593																								
Cumberland	7	20	25	0	35	13	0	1	0	0	0	0	6	0	578	1	295	35	3.6%	27	2.7%	598	61.0%	320	32.6%	1	0.1%	981																								
Essex	27	47	2	0	347	271	0	1	0	0	0	29	46	0	2,019	0	2,203	376	7.5%	345	6.9%	2,066	41.4%	2,205	44.2%	0	0.0%	4,992																								
Gloucester	1	3	1	0	6	5	0	15	1	7	0	0	1	0	237	0	258	6	1.1%	22	4.1%	241	45.1%	266	49.7%	0	0.0%	535																								
Hudson	4	49	14	0	95	94	0	1	4	3	0	14	19	0	827	2	425	109	7.0%	118	7.6%	880	56.8%	442	28.5%	2	0.1%	1,551																								
Hunterdon	0	1	3	0	7	0	0	0	0	0	0	0	1	0	107	0	195	7	2.2%	1	0.3%	108	34.4%	198	53.1%	0	0.0%	314																								
Mercer	0	5	2	0	42	23	0	0	0	0	0	3	0	0	901	14	513	45	3.0%	23	1.5%	906	60.3%	515	34.3%	14	0.9%	1,503																								
Middlesex	0	9	14	0	82	59	0	0	2	1	0	9	7	0	1,302	0	792	91	4.0%	66	2.9%	1,313	57.7%	807	35.4%	0	0.0%	2,277																								
Monmouth	2	32	1	33	138	102	3	0	1	1	0	21	35	0	1,230	0	363	159	8.1%	139	7.1%	1,263	64.4%	365	18.6%	36	1.8%	1,962																								
Morris	3	2	2	0	60	23	0	0	0	0	0	8	3	0	411	0	485	68	6.8%	29	2.9%	413	41.4%	487	48.9%	0	0.0%	997																								
Ocean	1	16	3	0	59	40	0	0	0	0	0	4	15	0	395	0	367	63	7.0%	56	6.2%	411	45.7%	370	41.1%	0	0.0%	900																								
Passaic	7	18	4	0	242	158	2	1	1	0	0	5	8	1	864	36	412	247	14.0%	174	9.9%	883	50.2%	416	23.7%	39	2.2%	1,759																								
Salem	2	0	0	0	32	22	0	2	0	0	0	11	5	0	402	19	175	43	6.4%	31	4.6%	402	60.0%	175	26.1%	19	2.9%	670																								
Somerset	2	0	1	0	42	14	0	0	0	1	0	2	2	0	240	9	243	44	7.9%	18	3.2%	240	43.2%	245	44.1%	9	1.6%	556																								
Sussex	0	4	1	0	11	3	0	0	0	0	0	0	0	0	171	0	112	11	3.6%	3	1.0%	175	58.0%	113	37.4%	0	0.0%	302																								
Union	4	8	9	0	135	44	0	1	0	0	0	9	14	0	1,068	0	578	144	7.7%	63	3.4%	1,076	57.5%	587	31.4%	0	0.0%	1,870																								
Warren	0	0	0	0	9	5	0	0	0	0	0	1	0	0	138	46	167	10	2.7%	5	1.4%	138	37.7%	167	45.6%	46	12.6%	366																								
TOTAL	68	239	86	33	1,567	960	5	107	13	21	0	176	220	1	15,191	144	9,948	1,743	6.1%	1,355	4.7%	15,443	53.7%	10,055	34.9%	183	0.6%	28,779																								
TOTAL 1 YEAR AGO	112	225	85	21	1,751	1,002	4	196	23	50	0	209	298	0	16,818	236	9,625	1,960	6.4%	1,608	5.2%	17,066	55.7%	9,760	31.8%	261	0.9%	30,655																								

1/ A case is considered disposed of by jury trial if the drawing of the jury is started, even if thereafter the defendant pleads or the case is dismissed.

2/ A case is considered disposed of non-jury trial if the opening is started or, if the opening is waived, the first witness is sworn.

NOTE: For purposes of this report, the charges embodied against each defendant on each indictment or accusation are considered a separate case, for example, (a) if A and B are indicted in one indictment containing five counts against each defendant there are two separate cases--one against A and one against B. If A is indicted on four indictments, there are four cases pending against A. In other words, each indictment against each defendant constitutes a separate case.

SOURCE: Monthly Reports of the County Clerks.

LAW DIVISIONS OF THE SUPERIOR AND COUNTY COURTS  
STATUS AND AGES, FROM DATE OF FILING, OF CRIMINAL CASES 1/  
(INDICTMENTS AND ACCUSATIONS X PERSONS) OPEN AS OF:

August 31, 1978

ACTIVE--PENDING PLEA OR TRIAL

Ages from date of Indictment or Accusation	Atlantic	Bergen	Burlington	Camden	Cape May	Chamberland	Essex	Gloucester	Hudson	Hunterdon	Mercer	Middlesex	Monmouth	Morris	Ocean	Passaic	Salem	Somerset	Sussex	Union	Warren	Total	Total 1 Year Ago
Under 6 months	322	877	456	1,262	329	236	2,256	179	723	141	407	758	1,185	377	388	570	183	141	129	545	153	11,617	12,262
6 to 12 months	66	286	230	408	85	34	1,143	294	589	176	207	428	214	45	115	227	123	45	43	154	70	4,982	4,910
1+ to 1 1/2 years	33	122	139	226	24	7	598	313	333	70	186	229	174	7	34	20	53	20	5	56	17	2,666	2,591
1 1/2 to 2 years	0	39	17	141	1	0	189	180	313	57	99	122	81	3	31	11	19	2	3	21	11	1,342	1,136
2+ to 3 years	0	41	33	159	11	0	107	309	353	15	49	67	146	0	21	3	3	6	3	13	11	1,347	1,176
Over 3 years	0	12	4	152	3	0	67	140	145	0	29	12	55	0	9	2	1	3	3	10	11	658	437
TOTAL	421	1,377	879	2,348	453	277	4,360	1,415	2,456	459	977	1,616	1,855	432	598	831	382	217	187	799	273	22,612	22,512

TOTAL ACTIVE CASES OVER 1 YEAR OLD

NUMBER	33	214	193	678	39	7	951	942	1,144	142	363	430	456	10	95	34	76	31	15	100	50	6,013	5,340
%	8%	16%	22%	29%	9%	3%	22%	67%	47%	31%	37%	27%	25%	2%	16%	4%	20%	14%	8%	13%	18%	27%	24%

TOTAL ACTIVE CASES OVER 2 YEARS OLD

NUMBER	0	53	37	311	14	0	174	449	498	15	78	79	201	0	30	3	4	9	5	23	22	2,005	1,613
%	0%	4%	4%	13%	3%	0%	14%	32%	20%	3%	8%	5%	11%	0%	5%	0.4%	1%	4%	3%	3%	8%	9%	7%

SUSPENDED DISPOSITIONS--(NARCOTICS) N.J.S.A.24:21-27 (a)(1)

Under 6 months	18	40	4	6	0	0	4	3	0	2	10	6	0	27	1	0	2	0	0	12	84	159	148
6 to 12 months	44	89	4	11	0	0	1	14	2	11	3	18	0	15	9	12	7	2	1	27	0	270	217
1+ to 1 1/2 years	10	51	0	13	0	0	6	13	1	8	2	32	0	16	3	14	14	0	1	11	0	195	189
1 1/2 to 2 years	12	23	0	6	0	0	6	3	1	11	1	13	0	10	4	4	10	0	1	1	0	106	144
2+ to 3 years	8	14	0	6	0	0	11	11	1	8	3	6	0	27	5	5	4	0	2	0	0	111	148
Over 3 years	14	1	0	6	0	0	13	8	0	0	0	9	0	26	0	4	2	0	0	0	0	83	40
TOTAL	106	218	8	48	0	0	41	52	5	40	19	84	0	121	22	39	39	2	5	51	24	924	886

POSTPONED - FURTHER PROCEEDINGS UNDER PRETRIAL INTERVENTION PROGRAM, R.3:28

Under 6 months	31	36	2	23	0	10	171	0	2	53	15	5	2	42	26	14	5	7	3	17	0	464	358
6 to 12 months	4	15	21	63	9	11	369	8	9	14	39	30	19	45	36	90	22	13	0	25	0	845	493
1+ to 1 1/2 years	0	5	3	28	11	6	104	21	18	0	37	17	0	18	1	23	14	4	1	11	0	313	207
1 1/2 to 2 years	0	0	0	4	1	1	28	5	4	0	7	4	0	8	1	1	12	4	1	3	0	83	89
2+ to 3 years	0	0	0	3	0	0	10	10	3	0	4	3	0	9	0	0	2	3	0	0	0	47	48
Over 3 years	0	0	0	2	0	0	3	5	2	0	0	1	0	0	0	0	0	0	0	0	0	20	20
TOTAL	35	56	26	123	21	28	685	49	38	67	102	60	21	126	64	128	55	31	7	51	0	1,773	1,215

UNTRIABLE--(WARRANT OUTSTANDING OR PARTIES NOT AVAILABLE FOR TRIAL)

Under 6 months	0	0	0	152	4	60	507	23	95	0	60	0	0	0	0	42	10	0	0	17	0	970	890
6 to 12 months	0	0	0	167	20	52	392	29	111	2	17	0	0	0	0	78	37	0	1	2	0	908	747
1+ to 1 1/2 years	0	0	0	195	25	106	290	20	69	0	10	0	0	0	0	8	41	0	13	2	0	779	674
1 1/2 to 2 years	0	0	0	183	16	40	229	5	109	1	12	0	0	0	0	0	13	0	16	0	0	609	558
2+ to 3 years	0	1	0	266	25	47	497	7	179	0	8	0	0	49	0	0	15	0	20	0	0	1,114	914
Over 3 years	0	2	0	435	39	108	733	14	372	0	4	0	0	20	0	0	4	0	15	1	0	1,747	1,300
TOTAL	0	3	0	1,383	129	413	2,648	98	935	3	111	0	0	69	0	128	120	0	65	22	0	6,127	5,083

\*INACTIVE--(SO MARKED BY JUDGE)

Under 6 months	64	0	0	0	0	2	0	0	0	2	19	29	0	14	0	23	0	0	0	51	0	204	262
6 to 12 months	67	42	0	0	0	11	3	0	1	0	95	102	0	44	0	10	3	5	0	64	9	480	487
1+ to 1 1/2 years	43	50	15	0	0	0	24	25	0	3	97	137	0	34	0	77	1	14	0	51	4	575	667
1 1/2 to 2 years	37	34	18	1	6	0	46	27	0	3	90	111	13	23	1	113	5	9	4	45	23	609	642
2+ to 3 years	59	72	55	0	9	0	92	30	0	18	88	165	28	15	2	205	17	22	8	107	20	1,012	1,394
Over 3 years	133	134	110	133	69	5	187	172	251	38	134	526	363	39	28	676	88	30	36	391	24	3,567	3,187
TOTAL	403	332	198	134	84	18	352	255	251	88	523	1,070	404	169	31	1,104	114	80	48	709	80	6,447	6,639

TOTAL--ALL AGES

1977-78	965	1,986	1,111	4,036	687	736	8,086	1,869	3,685	657	1,732	2,830	2,280	917	715	2,230	710	330	312	1,632	377	37,883	-
1976-77 **	990	1,701	1,341	3,909	624	889	7,013	1,787	3,284	511	1,883	3,025	2,001	846	790	2,091	805	426	325	1,712	382	-	** 36,335

\* Inactive cases are those so marked by Order of the Court as untriable for reasons beyond the control of the Court or Prosecutor: included are fugitives, John Doe, defendants incarcerated in another State, etc.  
 \*\* As reported in the 1976-77 Annual Report. Subsequent recounts by the counties amounted to +49 cases pending.  
 1/ For purposes of this report, the charges embodied against each defendant on each indictment or accusation are considered a separate case, for example, (a) if A and B are indicted in one indictment containing five counts against each defendant there are two cases-- one against A and one against B. If A is indicted on four indictments, there are four cases pending against A. In other words, each indictment against each defendant constitutes a separate case.

SOURCE: Monthly Reports of the County Clerks.

LAW DIVISION OF THE SUPERIOR AND COUNTY COURTS  
PETITIONS FOR POST-CONVICTION RELIEF, RULE 3:22

September 1, 1977 to August 31, 1978

County	Number of Petitions Pending on September 1, 1977	Number of New Petitions Filed September 1, 1977 to August 31, 1978	Number of Petitions Open (Active) During the Court Year	PETITIONS DISPOSED OF DURING COURT YEAR					Petitions Pending by Age From Date on Filing, as of: August 31, 1978				
				Summarily without Assignment of Counsel, Transcript or Hearing	Other than Summary Dispositions in which:			Total Petitions Disposed of September 1, 1977 to August 31, 1978	Under 1 Month Old	1 to 3 Months Old	3+ to 6 Months Old	Over 6 Months Old	Total Pending
					(a) No Relief Granted	(b) Some Relief Granted	Total of (a) and (b) Dispositions other than Summarily						
Atlantic	4	15	19	6	2	2	4	10	0	6	2	1	9
Bergen	4	12	16	4	8	2	10	14	0	1	1	0	2
Burlington	3	9	12	6	4	0	4	10	0	2	0	0	2
Camden	8	18	26	6	16	2	18	24	0	2	0	0	2
Cape May	1	2	3	1	0	1	1	2	0	1	0	0	1
Cumberland	0	4	4	3	1	0	1	4	0	0	0	0	0
Essex	10	55	65	4	49	2	51	55	5	5	0	0	10
Gloucester	4	0	4	2	0	0	0	2	0	0	0	2	2
Hudson	1	5	6	3	2	1	3	6	0	0	0	0	0
Hunterdon	0	3	3	0	2	0	2	2	1	0	0	0	1
Mercer	7	7	14	5	7	1	8	13	0	0	1	0	1
Middlesex *	7	19	26	15	7	3	10	25	0	1	0	0	1
Monmouth	3	16	19	17	1	0	1	18	1	0	0	0	1
Morris	0	6	6	2	2	2	4	6	0	0	0	0	0
Ocean	0	3	3	2	0	0	0	2	0	1	0	0	1
Passaic	0	11	11	5	6	0	6	11	0	0	0	0	0
Salem	0	1	1	0	1	0	1	1	0	0	0	0	0
Somerset	2	2	4	0	4	0	4	4	0	0	0	0	0
Sussex	0	0	0	0	0	0	0	0	0	0	0	0	0
Union	3	31	34	7	21	2	23	30	2	1	1	0	4
Warren	0	0	0	0	0	0	0	00	0	0	0	0	0
TOTAL	* 57	219	276	88	133	18	151	239	9	20	5	3	37
TOTAL 1 ** YEAR AGO	55	227	282	70	142	14	156	226	13	23	9	11	** 56

\* Data differs from cases pending August 31, 1977 as reported in 1976-77 Annual Report, because of recounts by the counties resulting from their periodic physical inventories and the discovery of other reporting errors by the counties during the course of the year.

\*\* As reported in the 1976-77 Annual Report. Subsequent recount amounted to +1 case pending as of 8/31/77.

SOURCE: Monthly Reports of the County Clerks.

APPEALS TO THE COUNTY COURTS

FROM THE MUNICIPAL COURTS \*

September 1, 1977 to August 31, 1978

COUNTY	Total Ap- peals Pend- ing at Beg. of Period	Appeals Taken	Appeals Disposed of	Ages of Pending Appeals from Date of Filing of Notice				Total Ap- peals Pend- ing at End of Period	Appeals Pending 1 Year Ago
				Under 3 Months	3 to 6 Months	6+ to 12 Months	Over 1 Year		
Atlantic	36	168	150	47	7	0	0	54	36
Bergen	74	243	233	52	24	8	0	84	74
Burlington	35	168	154	47	2	0	0	49	35
Camden	51	153	169	28	4	1	2	35	51
Cape May	24	48	44	23	3	0	2	28	24
Cumberland	15	56	62	9	0	0	0	9	15
Essex	44	229	228	41	2	2	0	45	44
Gloucester	28	65	63	12	14	3	1	30	28
Hudson	23	84	75	21	9	2	0	32	23
Hunterdon	5	11	11	2	2	1	0	5	5
Mercer	33	150	126	44	9	4	0	57	33
Middlesex	26	234	225	33	2	0	0	35	26
Monmouth	34	208	217	25	0	0	0	25	34
Morris	** 28	148	150	23	1	1	1	26	21
Ocean	24	145	142	26	1	0	0	27	24
Passaic	24	116	120	19	1	0	0	20	24
Salem	8	38	42	1	3	0	0	4	8
Somerset	12	88	84	12	3	1	0	16	12
Sussex	10	50	40	11	8	0	1	20	10
Union	31	115	112	31	3	0	0	34	31
Warren	15	37	39	6	5	2	0	13	15
TOTAL	** 580	2,554	2,486	513	103	25	7	648	--
TOTAL 1 YEAR AGO ***	846	3,063	3,336	472	65	25	11	573	*** 573

\* Includes criminal and quasi criminal appeals such as bastardy, traffic, violation of municipal ordinance and disorderly persons offenses tried initially in the Municipal Courts and the County District Courts.

\*\* Data differs from cases pending August 31, 1977 as reported in the 1976-77 Annual Report, because of recounts by the counties resulting from their periodic physical inventories and the discovery of other reporting errors by the counties during the course of the year.

\*\*\* As reported in the 1976-77 Annual Report. Subsequent recounts amounted to +7 cases pending as of 8/31/77.

SOURCE: Monthly Reports of the County Clerks.



PROBATE DIVISION OF THE COUNTY COURT AND SURROGATE'S COURT

PROCEEDINGS

September 1, 1977 to August 31, 1978

County	Contested Matters Pending at Beginning of Period	Contested Matters Added					Contested Matters Disposed of During Period	Contested Matters Pending at End of Period	Ages of Contested Matters Pending*			Uncontested	
		Wills and Admin.	Accountings	Adoptions	Other Matters	Total			Under 6 Months	6 to 12 Months	Over 1 Year	Adoptions	Appoint. Guardians Incompetents
Atlantic	39	24	12	7	28	71	88	22	10	5	7	23	8
Bergen	26	22	17	0	7	46	47	25	7	11	7	233	60
Burlington	2	9	5	7	3	24	15	11	10	1	0	101	11
Camden	13	4	0	0	1	5	12	6	4	2	0	96	15
Cape May	7	0	1	0	9	10	13	4	3	0	1	17	4
Cumberland	13	5	2	0	6	13	13	13	6	0	7	39	7
Essex	** 28	14	10	2	0	26	19	35	15	5	15	192	63
Gloucester	2	4	0	0	0	4	5	1	1	0	0	39	8
Hudson	** 27	32	14	4	4	54	68	13	8	4	1	85	22
Hunterdon	13	5	6	0	29	40	39	14	11	2	1	19	2
Mercer	35	21	46	0	74	141	142	34	26	1	7	123	0
Middlesex	11	8	10	0	3	21	21	11	9	1	1	85	22
Monmouth	8	8	10	1	4	23	21	10	6	3	1	124	24
Morris	3	11	0	0	8	19	19	3	0	3	0	67	28
Ocean	10	9	6	3	3	21	22	9	6	1	2	77	26
Passaic	8	8	7	2	4	21	23	6	5	1	0	116	37
Salem	2	4	2	1	0	7	6	3	2	1	0	33	2
Somerset	11	12	1	0	11	24	16	19	11	5	3	57	16
Sussex	1	0	1	1	2	4	2	3	1	1	1	39	10
Union	18	13	3	1	3	20	18	20	8	6	6	120	18
Warren	0	2	0	1	0	3	3	0	0	0	0	17	8
TOTAL	** 277	215	153	30	199	597	612	262	149	53	60	1,702	411
TOTAL 1 YEAR AGO ***	233	175	228	69	221	693	653	*** 273	167	59	47	1,873	362

\* Ages based on date of complaint.

\*\* Data differs from cases pending August 31, 1977 as reported in the 1976-77 Annual Report, because of recounts by the counties resulting from their periodic physical inventories and the discovery of other reporting errors by the counties during the course of the year.

\*\*\* As reported in the 1976-77 Annual Report. Subsequent recount amounted to +4 cases pending as of 8/31/77.

SOURCE: Monthly Reports of the Surrogates (Clerks of the Probate Division of the County Courts).

JUDGES OF THE JUVENILE AND DOMESTIC RELATIONS COURTS

BERGEN COUNTY

Harvey R. Sorkow, Presiding Judge

J. Emmet Cassidy

Arthur Minuskin (effective 9/16/77)

Abraham L. Rosenberg (retired 9/23/77)

BURLINGTON COUNTY

Anthony P. Tunney, Jr., Presiding Judge (until 2/28/78)  
(temporarily assigned Presiding  
Judge effective 3/1/78)

Victor Friedman (effective 3/21/78)

CAMDEN COUNTY

Robert W. Page, Presiding Judge

D. Donald Palese

ESSEX COUNTY

Yale L. Apter, Presiding Judge

Peter J. Cass

Frances M. Cocchia

Donald E. King

Paul T. Murphy

Horace S. Bellfatto (retired and temporarily assigned  
on recall)

David H. Wiener (retired and temporarily assigned on  
recall effective 6/13/78)

Judges of the Juvenile and Domestic Relations Courts,  
continued

HUDSON COUNTY

William J. Bozzuffi, Presiding Judge

Daniel F. Gilmore

J. Leonard Hornstein

Samuel C. Scott

Samuel Miller (retired and temporarily assigned  
on recall until 6/6/78)

MIDDLESEX COUNTY

George J. Nicola, Presiding Judge

Robert L. Garrenger

John E. Keefe

Irving W. Rubin

Aldona E. Appleton (retired and temporarily assigned  
on recall)

MONMOUTH COUNTY

Leo Weinstein, Presiding Judge

Julia L. Ashbey (until 6/29/78); (also temporarily assigned  
to Superior Court, Chancery  
Division, Matrimonial)

MORRIS COUNTY

John M. Newman, Presiding Judge

Donald G. Collester, Jr.

DEFENDANTS WHO RETRACTED A PLEA OF NOT GUILTY AND ENTERED A PLEA OF GUILTY

	Number of Indictments & Accusations On Which Plea Retracted This Month	Number of Defendants	THE UNIT FOR THESE SECTIONS IS THE DAY				
			* TIME INTERVALS ARE COMPUTED FROM THE DATE				
			Length of Continuous Incarceration at Time of Retraction			Period From Indictment To First Trial	
			Mean	Median	Range	Mean	Median
<u>OCEAN</u>							
Murder:	0	0	-	-	-	-	-
Other:							
Jail-Awtg. Plea/Trial	2	2	4m19d	4m19d	3m16d-5m23d	4m28d	4m2
Jail-Other Conviction	1	1	-	-	-	2m 9d	2m
Released on Bail	11	11	-	-	-	2m 6d	1m
R.O.R.	5	5	-	-	-	1m 9d	1m1
Total: Other	19	19	4m19d	4m19d	3m16d-5m23d	2m 8d	1m
Total Cases:	19	19	4m19d	4m19d	3m16d-5m23d	2m 8d	1m
<u>PASSAIC</u>							
Murder:	0	0	-	-	-	-	-
Other:							
Jail-Awtg. Plea/Trial	19	16	2m27d	2m28d	0m 5d-5m 4d	5m 8d	0m
Jail-Other Conviction	3	3	-	-	-	0m27d	0m2
Released on Bail	36	33	-	-	-	0m18d	0m
R.O.R.	16	16	-	-	-	0m21d	0m
Total: Other	74	68	2m27d	2m28d	0m 5d-5m 4d	1m22d	0m
Total Cases:	74	68	2m27d	2m28d	0m 5d-5m 4d	1m22d	0m

# TO AN INDICTMENT OR ACCUSATION DURING APRIL, 1978

DEFENDANT, REGARDLESS OF THE NUMBER OF INDICTMENTS OR ACCUSATIONS AGAINST HIM							
BY FILING OF THE OLDEST INDICTMENT OR ACCUSATION ON WHICH PLEA RETRACTED THIS MONTH							
Date of Indictment or Accusation	Period From Not Guilty Plea To Retraction			Period From Indictment or Accusation To Retraction			
	Range	Mean	Median	Range	Mean	Median	Range
-	-	-	-	-	-	-	-
1d	0m 8d-9m19d	1m21d	1m21d	1m16d-1m27d	6m20d	6m20d	1m24d-11m16d
1d	None	2m 8d	2m 8d	None	4m17d	4m17d	None
3d	0m13d-8m24d	11m 2d	8m 2d	0m28d-27m21d	13m 3d	10m20d	1m11d-30m 3d
1d	0m11d-2m 3d	5m 3d	6m 6d	0m26d-10m23d	6m12d	8m 9d	1m 8d-11m19d
7d	0m 8d-9m19d	8m 1d	6m 6d	0m26d-27m21d	10m 9d	8m14d	1m 8d-30m 3d
7d	0m 8d-9m19d	8m 1d	6m 6d	0m26d-27m21d	10m 9d	8m14d	1m 8d-30m 3d
-	-	-	-	-	-	-	-
7d	0m 2d-58m26d	1m20d	1m15d	0m 5d-3m21d	6m27d	1m25d	0m12d-61m13d
9d	0m16d-1m 6d	2m 9d	2m 4d	0m26d-3m27d	3m 6d	3m 3d	2m 2d-4m13d
4d	0m 3d-3m12d	5m 9d	4m 4d	1m10d-12m26d	5m27d	5m16d	1m26d-13m10d
3d	0m 1d-2m11d	4m29d	3m21d	1m11d-15m11d	5m20d	4m11d	2m 6d-15m18d
4d	0m 1d-58m26d	4m 7d	3m 7d	0m 5d-15m11d	5m29d	4m 9d	0m12d-61m13d
4d	0m 1d-58m26d	4m 7d	3m 7d	0m 5d-15m11d	5m29d	4m 9d	0m12d-61m13d

DEFENDANTS WHO RETRACTED A PLEA OF NOT GUILTY AND ENTERED A PLEA OF GUILTY

THE UNIT FOR THESE SECTIONS IS 1						
	Number of Indictments & Accusations On Which Plea Retracted This Month	Number of Defendants	* TIME INTERVALS ARE COMPUTED FROM 1			
			Length of Continuous Incarceration at Time of Retraction			Period From
			Mean	Median	Range	Mean
<u>SALEM</u>						
Murder:	0	0	-	-	-	-
Other: Jail-Awtg. Plea/Trial	9	7	5m 1d	4m23d	1m10d- 8m15d	12m27d
Released on Bail	22	22	-	-	-	0m24d
R.O.R.	1	1	-	-	-	1m 0d
Total: Other	32	30	5m 1d	4m23d	1m10d- 8m15d	3m19d
Total Cases:	32	30	5m 1d	4m23d	1m10d- 8m15d	3m19d
<u>SOMERSET</u>						
Murder:	0	0	-	-	-	-
Other: Jail-Awtg. Plea/Trial	2	2	3m14d	3m14d	3m 2d- 3m26d	10m19d
Jail-Other Conviction	3	3	-	-	-	1m 6d
Released on Bail	12	11	-	-	-	0m 9d
R.O.R.	3	3	-	-	-	0m 6d
Total: Other	20	19	3m14d	3m14d	3m 2d- 3m26d	1m15d
Total Cases:	20	19	3m14d	3m14d	3m 2d- 3m26d	1m15d

Judges of the Juvenile and Domestic Relations Courts,  
continued

PASSAIC COUNTY

Carmen A. Ferrante, Presiding Judge

Vincent E. Hull, Jr.

UNION COUNTY

Steven J. Bercik, Presiding Judge

Warren Brody (until 10/2/77)

Harvey Halberstadter (effective 10/11/77 until 5/31/78)

Edward J. McDonough (effective 6/2/78)

John L. McGuire

Robert J. T. Mooney

County Court Judges  
Hearing Juvenile and Domestic Relations Court  
Matters

ATLANTIC COUNTY

Herbert S. Jacobs, Presiding Judge (District Court Judge,  
temporarily assigned); deceased 7/8/78

L. Anthony Gibson (effective 10/21/77)

Manuel H. Greenberg

Robert Neustadter

Gerald Weinstein (effective 5/31/78)

Joseph Narrow (retired and temporarily assigned on recall)

PROCEEDINGS IN THE JUVENILE AND DOMESTIC RELATIONS COURTS  
 JUVENILE DELINQUENT COMPLAINTS AND JUVENILES IN NEED OF SUPERVISION ("JINS")  
 September 1, 1977 to August 31, 1978

County	Juvenile Delinquent Complaints						Total Juvenile Delinquent Bench Hours	Juvenile in Need of Supervision ("JINS")						Total "JINS" Bench Hours	Combined Juvenile Delinquent and "JINS" Bench Hours	Combined Juvenile Delinquent and "JINS" Bench Hours  TOTAL 1 YEAR AGO
	Preliminary & Detention Hearings		Dispositional Hearings					Preliminary & Detention Hearings		Dispositional Hearings						
			Representation by Counsel Mandatory		Representation by Counsel Not Mandatory					Representation by Counsel Mandatory		Representation by Counsel Not Mandatory				
	Cases	Bench Hours	Cases	Bench Hours	Cases	Bench Hours		Cases	Bench Hours	Cases	Bench Hours	Cases	Bench Hours			
Atlantic	323	41.7	1,531	185.9	926	116.5	344.1	286	35.9	214	42.8	148	32.5	111.2	455.3	439.0
Bergen	463	103.6	1,977	661.7	2,167	500.3	1,265.6	648	130.6	284	78.9	179	55.6	265.1	1,530.7	1,516.6
Burlington	1,836	246.1	1,163	125.4	845	104.1	475.6	591	67.5	49	5.5	57	8.3	81.3	556.9	551.9
Camden	1,605	386.4	1,389	462.7	565	153.6	1,002.7	119	28.8	30	17.1	344	101.4	147.3	1,150.0	980.4
Cape May	949	140.8	640	81.1	194	26.3	248.2	130	24.1	42	5.8	46	5.9	35.8	284.0	276.9
Cumberland	251	38.0	1,058	242.5	2,476	265.5	546.0	565	83.8	10	2.6	3	1.5	87.9	633.9	769.1
Essex	3,784	769.8	12,138	2,493.5	357	73.9	3,337.2	78	16.2	393	56.1	120	17.4	89.7	3,426.9	4,116.3
Gloucester	456	140.7	807	158.0	642	122.6	421.3	16	9.4	11	3.6	31	12.9	25.9	447.2	805.6
Hudson	2,051	246.4	5,751	1,109.4	1,224	160.3	1,516.1	412	44.7	259	34.1	212	28.7	107.5	1,623.6	1,726.3
Hunterdon	62	18.8	315	58.4	188	38.7	115.9	15	5.9	28	7.3	7	1.5	14.7	130.6	125.8
Mercer	3,012	273.6	1,937	189.9	1,531	227.0	690.5	518	61.7	108	13.6	238	52.8	128.1	818.6	772.7
Middlesex	1,718	393.5	1,596	924.6	1,771	518.7	1,836.8	29	7.3	1	1.5	133	40.1	48.9	1,885.7	2,059.0
Monmouth	2,719	206.1	1,505	392.7	2,935	694.3	1,293.1	404	56.6	4	3.2	127	40.4	100.2	1,393.3	1,345.4
Morris	185	50.6	739	369.3	863	308.7	728.6	109	25.8	40	15.2	246	74.3	115.3	843.9	528.6
Ocean	887	125.5	499	139.2	1,359	183.6	448.3	149	20.2	12	5.9	154	21.9	48.0	496.3	600.8
Passaic	560	80.1	3,766	657.8	1,417	169.6	907.5	163	28.4	384	76.9	479	75.5	180.8	1,088.3	776.0
Salem	874	110.6	500	93.1	64	9.8	213.5	190	28.4	61	10.6	20	3.3	42.3	255.8	263.2
Somerset	88	44.7	835	256.3	755	116.9	417.9	3	1.7	132	33.6	37	11.5	46.8	464.7	469.4
Sussex	390	81.4	190	89.4	422	91.1	261.9	57	10.7	7	1.6	35	6.8	19.1	281.0	304.9
Union	918	162.5	2,884	1,055.2	1,834	310.6	1,528.3	289	69.3	242	54.6	172	35.9	159.8	1,688.1	1,786.8
Warren	365	76.4	854	154.3	268	25.4	256.1	13	2.8	0	0.0	29	3.7	6.5	262.6	215.5
TOTAL	23,496	3,737.3	42,074	9,900.4	22,803	4,217.5	17,855.2	4,784	759.8	2,311	470.5	2,817	631.9	1,862.2	19,717.4	- -
TOTAL 1 YEAR AGO	21,107	3,432.7	39,069	10,757.9	22,377	4,354.7	18,545.3	4,522	751.0	2,067	446.7	3,072	687.2	1,884.9	20,430.2	20,430.2

Source: Weekly reports of the Judges.



PROCEEDINGS IN THE JUVENILE AND DOMESTIC RELATIONS COURTS

DOMESTIC RELATIONS AND RECIPROCAL SUPPORT COMPLAINTS  
AND TOTAL BENCH AND CONFERENCE HOURS IN ALL J & DR PROCEEDINGS

September 1, 1977 to August 31, 1978

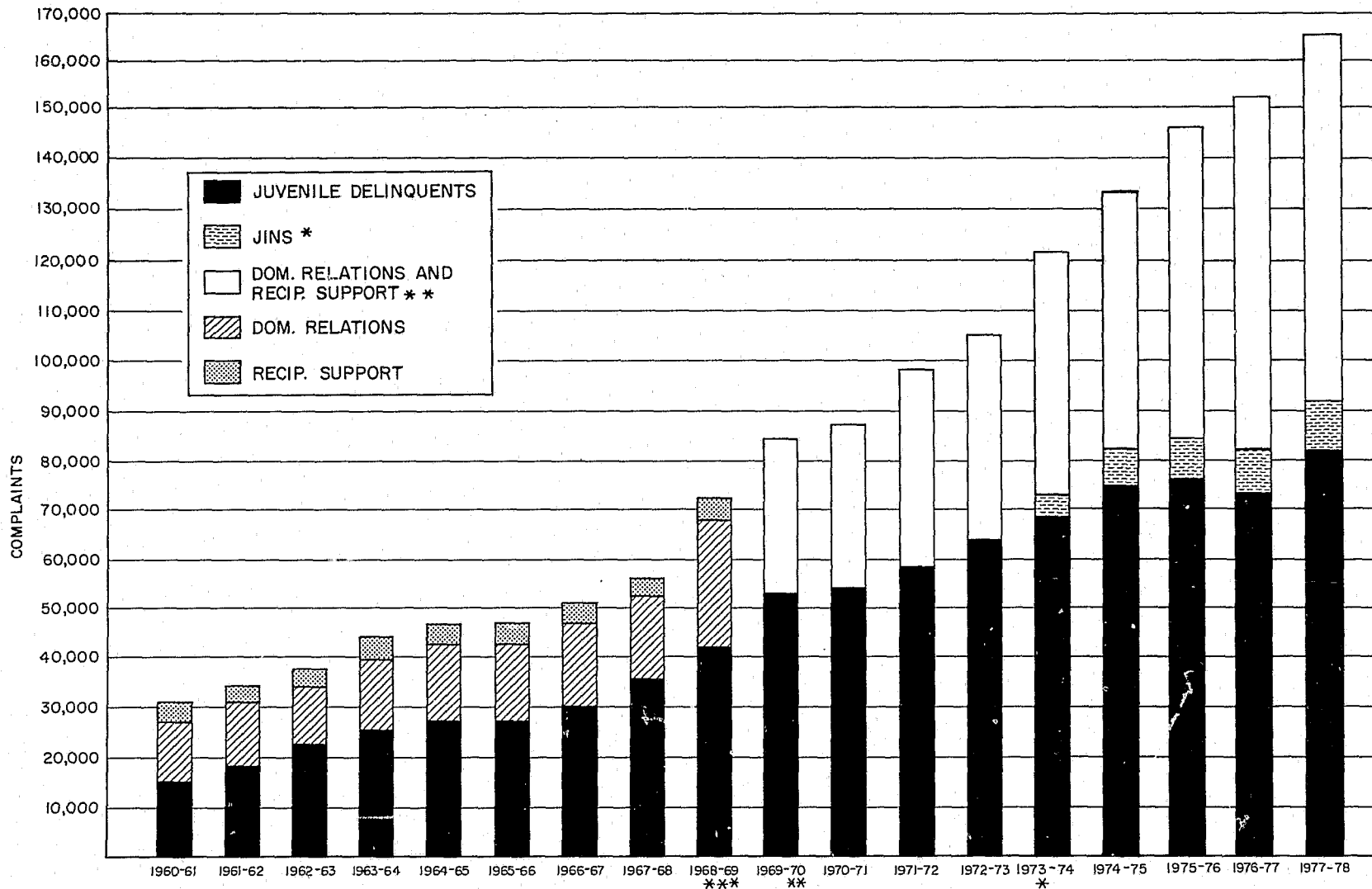
County	DOMESTIC RELATIONS AND RECIPROCAL SUPPORT COMPLAINTS					Total "JINS" Juv. Delinq. & Dom. Rel. Hours on Bench and in Settlement Conferences*			
	Initial Proceedings		Enforcement Proceedings		Total Dom. Rel. & Recip. Sup. Hours	Bench	Conference	Total	** Total 1 Year Ago
	Cases	Hours	Cases	Hours					
Atlantic	329	152.6	1,026	121.0	273.6	728.9	1.0	729.9	787.0
Bergen	773	186.2	2,321	492.7	678.9	2,209.6	12.4	2,222.0	2,289.4
Burlington	1,264	284.9	1,030	204.3	489.2	1,046.1	- -	1,046.1	1,028.6
Camden	1,700	671.0	1,108	275.9	946.9	2,096.9	74.0	2,170.9	2,042.8
Cape May	372	35.0	511	65.2	100.2	384.2	1.3	385.5	390.6
Cumberland	308	47.2	2,392	435.1	482.3	1,116.2	7.8	1,124.0	1,116.2
Essex	3,937	856.0	11,057	1,591.0	2,447.0	5,873.9	25.1	5,899.0	6,749.8
Gloucester	786	351.4	639	151.1	502.5	949.7	8.6	958.3	1,282.2
Hudson	1,314	203.6	3,531	651.1	854.7	2,478.3	6.1	2,484.4	2,857.2
Hunterdon	111	78.1	20	6.3	84.4	215.0	- -	215.0	215.4
Mercer	1,012	252.1	1,021	180.2	432.3	1,250.9	24.8	1,275.7	1,164.5
Middlesex	3,859	878.3	1,119	210.9	1,089.2	2,974.9	5.6	2,980.5	3,311.7
Monmouth	1,492	471.3	533	115.0	586.3	1,979.6	39.4	2,019.0	1,915.6
Morris	328	69.8	876	129.2	199.0	1,042.9	12.3	1,055.2	688.9
Ocean	803	104.7	718	76.1	180.8	677.1	11.3	688.4	799.9
Passaic	2,846	382.6	2,523	224.4	607.0	1,695.3	9.2	1,704.5	1,313.1
Salem	718	93.2	597	79.9	173.1	428.9	3.1	432.0	380.1
Somerset	210	45.7	153	23.7	69.4	534.1	23.5	557.6	554.3
Sussex	118	27.5	276	55.3	82.8	363.8	5.5	369.3	429.0
Union	3,084	788.1	2,592	690.4	1,478.5	3,166.6	8.3	3,174.9	3,280.0
Warren	261	35.8	586	62.3	98.1	360.7	0.1	360.8	331.5
TOTAL	25,625	6,015.1	34,629	5,841.1	11,856.2	31,573.6	279.4	31,853.0	- -
TOTAL 1 YEAR AGO**	22,881	5,616.1	36,494	6,668.8	12,284.9	32,715.1	**212.7	- -	**32,927.8

\* Settlement time includes settlement conference time (Domestic Relations Complaints) and time spent in case related conferences scheduled to speed the disposition of specific complaints.

\*\* Differs from data published for 1976-77 Annual Report because of adjustments in the processing and tabulation of data.

SOURCE: Weekly Reports of the Judges.

**JUVENILE AND DOMESTIC RELATIONS COURTS  
JUVENILE COMPLAINTS FILED AND DOMESTIC RELATIONS AND RECIPROCAL  
SUPPORT COMPLAINTS INITIATED IN NEW JERSEY AND OUT OF STATE**



\* JINS ( JUVENILES IN NEED OF SUPERVISION ) STATUTE EFFECTIVE 3/1/74.

\*\*DOMESTIC RELATIONS AND RECIPROCAL SUPPORT REPORTING COMBINED BEGINNING SEPTEMBER, 1969.

\*\*\*REINSTATED CASES INCLUDED BEGINNING SEPTEMBER, 1968.

JUVENILE AND DOMESTIC RELATIONS COURTS

DISPOSITION OF JUVENILE DELINQUENT COMPLAINTS

September 1, 1977 to August 31, 1978

COUNTY	ACTIVE Complaints Pending On September 1, 1977 Complaints Filed, Incl. Reinstated Complaints & Transfers		COMPLAINTS DISPOSED OF								ACTIVE Complaints Pending at End of Period				ACTIVE Pending 1 Year Ago
			Downgraded to JINS Complaints	Marked by Judge as Inactive	Suspended Dispositions (Narcotics) NJSA 24:21-27(a)(1) Ref. to Juv. Conf. Comm., Referee, Other Co., or Alternate Appropriate Court	Hearing		TOTAL Disposed of	Representation By Counsel Mandatory	Representation By Counsel Not Mandatory	Other	TOTAL			
						Represented By Counsel	Not Represented By Counsel								
Atlantic	364	3,745	23	209	0	1,540	1,162	885	3,819	179	111	0	290	364	
Bergen	1,017	7,491	2	457	0	1,918	2,241	2,559	7,177	773	558	0	1,331	1,017	
Burlington	297	3,536	0	48	4	1,615	847	802	3,316	275	242	0	517	297	
Camden	666	7,164	0	265	0	3,573	2,590	763	7,191	472	120	47	639	666	
Cape May	* 553	1,833	13	99	0	91	690	800	1,693	113	103	477	693	551	
Cumberland	112	2,459	1	88	0	525	346	1,337	2,297	94	66	114	274	112	
Essex	1,374	10,625	0	1,227	0	5,045	4,477	59	10,808	1,183	8	0	1,191	1,374	
Gloucester	496	2,855	0	0	0	1,342	766	640	2,748	451	152	0	603	496	
Hudson	895	6,150	0	602	0	1,823	2,238	943	5,606	916	523	0	1,439	895	
Hunterdon	176	449	0	37	0	155	172	100	464	113	48	0	161	176	
Mercer	*1,141	4,128	2	515	0	863	1,740	1,211	4,331	552	355	31	938	900	
Middlesex	1,020	6,778	0	343	31	3,133	1,376	1,963	6,846	521	431	0	952	1,020	
Monmouth	812	4,110	7	71	0	147	868	2,791	3,884	242	796	0	1,038	812	
Morris	430	3,197	7	107	0	2,043	692	522	3,371	148	108	0	256	430	
Ocean	712	3,106	0	39	0	1,809	868	825	3,541	33	244	0	277	712	
Passaic	857	5,429	2	554	0	551	3,168	801	5,076	750	460	0	1,210	857	
Salem	* 242	854	2	26	0	275	443	161	907	178	11	0	189	247	
Somerset	178	1,022	1	72	0	206	348	290	917	167	116	0	283	178	
Sussex	123	1,000	0	29	0	126	238	505	898	0	225	0	225	123	
Union	987	5,011	0	14	0	1,151	1,685	1,745	4,595	555	236	612	1,403	987	
Warren	102	885	15	36	0	57	330	429	867	46	74	0	120	102	
TOTAL	*12,554	81,827	75	4,838	35	27,988	27,285	20,131	80,352	7,761	4,987	1,281	14,029	- -	
TOTAL 1 ** YEAR AGO	11,902	73,400	262	4,027	11	22,496	23,877	22,313	72,986	6,312	5,072	932	- -	** 12,316	

\* Data differs from cases pending August 31, 1977 as reported in the 1976-77 Annual Report, because of recounts by the counties resulting from their periodic physical inventories and the discovery of other reporting errors by the counties during the course of the year.

\*\* As reported in the 1976-77 Annual Report. Subsequent recounts amounted to +238 cases pending as of 8/31/77.

SOURCE: Monthly Reports of the Clerks of the Juvenile and Domestic Relations Courts.

JUVENILE AND DOMESTIC RELATIONS COURTS  
ACTIVE JUVENILE DELINQUENT Complaints Pending at End of Month  
By Counsel Status and By Age From Date of Complaint  
As of August 31, 1978

County	Under 1 Month			1 to 3 Months			3+ to 6 Months			Over 6 Months		
	Representation By Counsel Mandatory	Representation By Counsel Not Mandatory	Other	Representation By Counsel Mandatory	Representation By Counsel Not Mandatory	Other	Representation By Counsel Mandatory	Representation By Counsel Not Mandatory	Other	Representation By Counsel Mandatory	Representation By Counsel Not Mandatory	Other
Atlantic	100	79	0	70	24	0	7	8	0	2	0	0
Bergen	109	189	0	359	286	0	183	62	0	122	21	0
Burlington	114	87	0	134	141	0	27	14	0	0	0	0
Camden	136	33	47	243	54	0	75	33	0	18	0	0
Cape May	49	47	201	41	51	270	18	5	6	5	0	0
Cumberland	17	27	97	67	37	16	10	2	1	0	0	0
Essex	365	6	0	482	2	0	259	0	0	77	0	0
Gloucester	63	44	0	141	84	0	145	7	0	102	17	0
Hudson	210	89	0	337	196	0	302	209	0	67	29	0
Hunterdon	24	9	0	20	8	0	39	17	0	30	14	0
Mercer	145	148	30	344	193	1	51	11	0	12	3	0
Middlesex	35	194	0	201	181	0	138	46	0	147	10	0
Monmouth	92	283	0	110	457	0	22	55	0	18	1	0
Morris	57	50	0	73	48	0	15	10	0	3	0	0
Ocean	4	108	0	25	116	0	4	20	0	0	0	0
Passaic	196	99	0	334	300	0	193	49	0	27	12	0
Salem	66	4	0	84	5	0	9	1	0	19	1	0
Somerset	65	55	0	77	54	0	25	7	0	0	0	0
Sussex	0	132	0	0	70	0	0	19	0	0	4	0
Union	78	46	313	347	145	246	110	35	50	20	10	3
Warren	4	20	0	29	29	0	13	19	0	0	6	0
<b>TOTAL</b>	1,929	1,749	688	3,518	2,481	533	1,645	629	57	669	128	3
<b>TOTAL 1 YEAR AGO *</b>	1,547	1,863	674	2,968	2,572	227	1,320	513	31	477	124	0

\* As reported in the 1976-77 Annual Report. Subsequent recounts amounted to +238 cases pending as of 8/31/77.

SOURCE: Monthly Reports of the Clerks of the Juvenile & Domestic Relations Courts.

JUVENILE AND DOMESTIC RELATIONS COURTS  
DISPOSITION OF "JUVENILE IN NEED OF SUPERVISION" COMPLAINTS

September 1, 1977 to August 31, 1978

COUNTY	ACTIVE Complaints Pending On September 1, 1977	Complaints Filed, Incl. Reinstated, Complaints, Transfers and Downgrades	COMPLAINTS DISPOSED OF					ACTIVE Complaints Pending at End of Period				*ACTIVE Pending 1 Year Ago
			Marked by Judge as Inactive	Ref. to Juv. Conf. Comm., Referee, J&DR Courts in Other Counties	Hearing		TOTAL Disposed of	Representation By Counsel Mandatory	Representation By Counsel Not Mandatory	Other	TOTAL	
					Represented By Counsel	Not Represented By Counsel						
Atlantic	26	590	18	266	175	139	598	7	11	0	18	26
Bergen	116	1,315	211	227	373	490	1,301	57	73	0	130	116
Burlington	12	387	8	209	59	77	353	23	23	0	46	12
Camden	13	501	2	211	38	234	485	7	17	5	29	13
Cape May	* 81	363	6	18	70	222	316	16	27	85	128	83
Cumberland	26	541	8	129	74	314	525	8	20	14	42	26
Essex	87	1,219	33	627	512	58	1,230	74	2	0	76	87
Gloucester	* 21	195	0	123	29	42	194	12	10	0	22	33
Hudson	116	1,019	107	361	293	267	1,028	50	57	0	107	116
Hunterdon	22	48	9	4	18	19	50	0	20	0	20	22
Mercer	* 104	516	66	171	103	197	537	27	54	2	83	83
Middlesex	30	673	11	213	40	413	677	2	24	0	26	30
Monmouth	9	190	0	5	1	170	176	0	23	0	23	9
Morris	59	561	8	408	53	132	601	5	14	0	19	59
Ocean	45	509	5	346	39	136	526	0	28	0	28	45
Passaic	77	905	118	3	302	429	852	40	90	0	130	77
Salem	19	221	5	89	62	58	214	21	5	0	26	19
Somerset	15	92	9	0	45	12	66	30	11	0	41	15
Sussex	7	116	8	4	14	67	93	0	30	0	30	7
Union	50	535	0	22	131	355	508	12	22	43	77	50
Warren	2	57	0	5	17	32	54	0	5	0	5	2
TOTAL	* 937	10,553	632	3,441	2,448	3,863	10,384	391	566	149	1,106	--
TOTAL 1 ** YEAR AGO	776	8,843	496	2,271	2,057	3,865	8,689	386	448	96	--	** 930

\* Data differs from cases pending August 31, 1977 as reported in 1976-77 Annual Report, because of recounts by the counties resulting from their periodic physical inventories and the discovery of other reporting errors by the counties during the course of the year.

\*\* As reported in the 1976-77 Annual Report. Subsequent recounts amounted to +7 cases pending as of 8/31/77.

SOURCE: Monthly Reports of the Clerks of the Juvenile & Domestic Relations Courts.

JUVENILE AND DOMESTIC RELATIONS COURTS

DISPOSITIONS OF DOMESTIC RELATIONS AND RECIPROCAL SUPPORT COMPLAINTS

September 1, 1977 to August 31, 1978

COUNTY	ACTIVE Complaints Pending On September 1, 1977	COMPLAINTS FILED and REINSTATED				COMPLAINTS DISPOSED OF				ACTIVE Complaints Pending at End of Period By AGE From Date of Complaint			
		Initiated in New Jersey	Received from other States	Reinstated	TOTAL Complaints Filed	Marked by Judge as Inactive	Other Dispositions	Disposed of By Hearing	TOTAL Disposed of	Under 1 Month	1 to 3 Months	Over 3 Months	TOTAL
Atlantic	382	961	122	488	1,571	166	8	1,404	1,578	116	184	75	375
Bergen	298	1,414	374	1,059	2,847	324	324	2,098	2,746	105	203	91	399
Burlington	298	2,276	330	5	2,611	137	732	1,758	2,627	142	130	10	282
Camden	325	3,174	269	1,390	4,833	580	2,592	1,707	4,879	145	126	8	279
Cape May	92	539	100	513	1,152	1	14	1,067	1,082	14	49	99	162
Cumberland	30	1,361	85	1,625	3,071	116	0	2,922	3,038	41	22	0	63
Essex	1,286	6,313	362	16,039	22,714	815	880	20,971	22,666	611	475	248	1,334
Gloucester	293	980	116	154	1,250	382	43	972	1,397	78	61	7	146
Hudson	675	3,326	337	1,619	5,282	410	1	4,629	5,040	305	285	327	917
Hunterdon	56	185	46	3	234	18	58	154	230	19	27	14	60
Mercer	298	1,140	135	1,308	2,583	397	316	1,486	2,199	156	295	231	682
Middlesex *	468	1,732	238	2,344	4,314	275	467	3,568	4,310	204	268	0	472
Monmouth	241	1,479	235	884	2,598	0	0	2,362	2,362	139	265	73	477
Morris	77	569	174	201	944	0	11	856	867	63	63	28	154
Ocean	219	1,536	164	1,331	3,031	27	33	2,931	2,991	104	113	42	259
Passaic	353	2,278	244	2,674	5,196	606	413	4,281	5,300	132	102	15	249
Salem	95	869	35	1,008	1,912	0	0	1,722	1,722	205	61	19	285
Somerset	38	360	30	134	524	5	149	360	514	18	30	0	48
Sussex	74	365	101	83	549	0	111	442	553	36	17	17	70
Union *	527	2,547	202	2,753	5,502	138	0	5,406	5,544	178	217	90	485
Warren *	53	259	74	409	742	23	2	727	752	27	12	4	43
TOTAL	* 6,178	33,663	3,773	36,024	73,460	4,420	6,154	61,823	72,397	2,838	3,005	1,398	7,241
TOTAL 1 ** YEAR AGO	4,736	31,940	3,439	34,095	69,474	3,433	7,796	56,478	67,707	3,020	2,176	1,307	**6,503

\* Data differs from cases pending August 31, 1977 as reported in the 1976-77 Annual Report, because of recounts by the counties resulting from their periodic physical inventories and the discovery of other reporting errors by the counties during the course of the year.

\*\* As reported in the 1976-77 Annual Report. Subsequent recounts amounted to -325 cases pending as of 8/31/77.

SOURCE: Monthly Reports of the Clerks of the Juvenile & Domestic Relations Courts.

**JUVENILE AND DOMESTIC RELATIONS COURTS**  
**ACTIVE "Juvenile in Need of Supervision" Complaints Pending at End of Month**  
**By Counsel Status and By Age From Date of Complaint**

As of August 31, 1978

County	Under 1 Month			1 to 3 Months			3+ to 6 Months			Over 6 Months		
	Representation By Counsel Mandatory	Representation By Counsel Not Mandatory	Other	Representation By Counsel Mandatory	Representation By Counsel Not Mandatory	Other	Representation By Counsel Mandatory	Representation By Counsel Not Mandatory	Other	Representation By Counsel Mandatory	Representation By Counsel Not Mandatory	Other
Atlantic	4	7	0	3	4	0	0	0	0	0	0	0
Bergen	10	20	0	26	34	0	17	17	0	4	2	0
Burlington	9	6	0	11	14	0	3	2	0	0	1	0
Camden	7	9	5	0	5	0	0	3	0	0	0	0
Cape May	0	13	21	8	12	60	4	2	3	4	0	1
Cumberland	1	7	7	7	13	6	0	0	1	0	0	0
Essex	47	2	0	20	0	0	3	0	0	4	0	0
Gloucester	2	6	0	2	2	0	5	1	0	3	1	0
Hudson	14	14	0	17	20	0	14	18	0	5	5	0
Hunterdon	0	0	0	0	5	0	0	6	0	0	9	0
Mercer	8	21	2	16	28	0	3	5	0	0	0	0
Middlesex	0	12	0	1	6	0	1	6	0	0	0	0
Monmouth	0	12	0	0	10	0	0	1	0	0	0	0
Morris	2	7	0	2	4	0	1	2	0	0	1	0
Ocean	0	11	0	0	14	0	0	2	0	0	1	0
Passaic	7	16	0	14	62	0	19	12	0	0	0	0
Salem	12	3	0	4	2	0	5	0	0	0	0	0
Somerset	10	6	0	19	5	0	1	0	0	0	0	0
Sussex	0	14	0	0	10	0	0	4	0	0	2	0
Union	1	8	10	9	12	18	1	2	15	1	0	0
Warren	0	0	0	0	5	0	0	0	0	0	0	0
<b>TOTAL</b>	134	194	45	159	267	84	77	83	19	21	22	1
<b>TOTAL 1 * YEAR AGO</b>	132	131	64	147	224	30	83	75	2	24	18	0

\* As reported in the 1976-77 Annual Report. Subsequent recounts amounted to +7 cases pending as of 8/31/77.

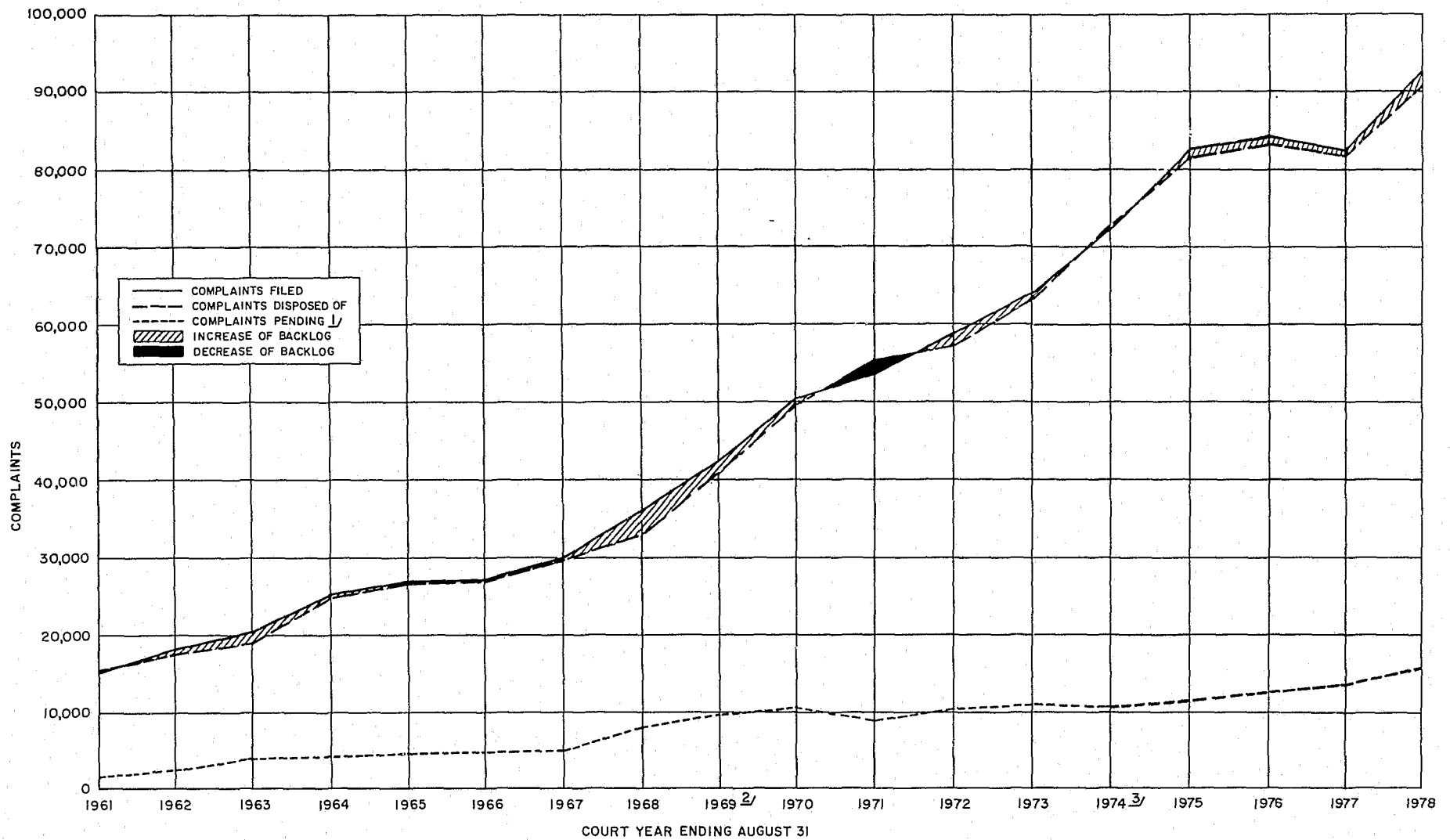
SOURCE: Monthly Reports of the Clerks of the Juvenile & Domestic Relations Courts.

**CONTINUED**

**4 OF 8**



# JUVENILE AND DOMESTIC RELATIONS COURTS JUVENILE COMPLAINTS



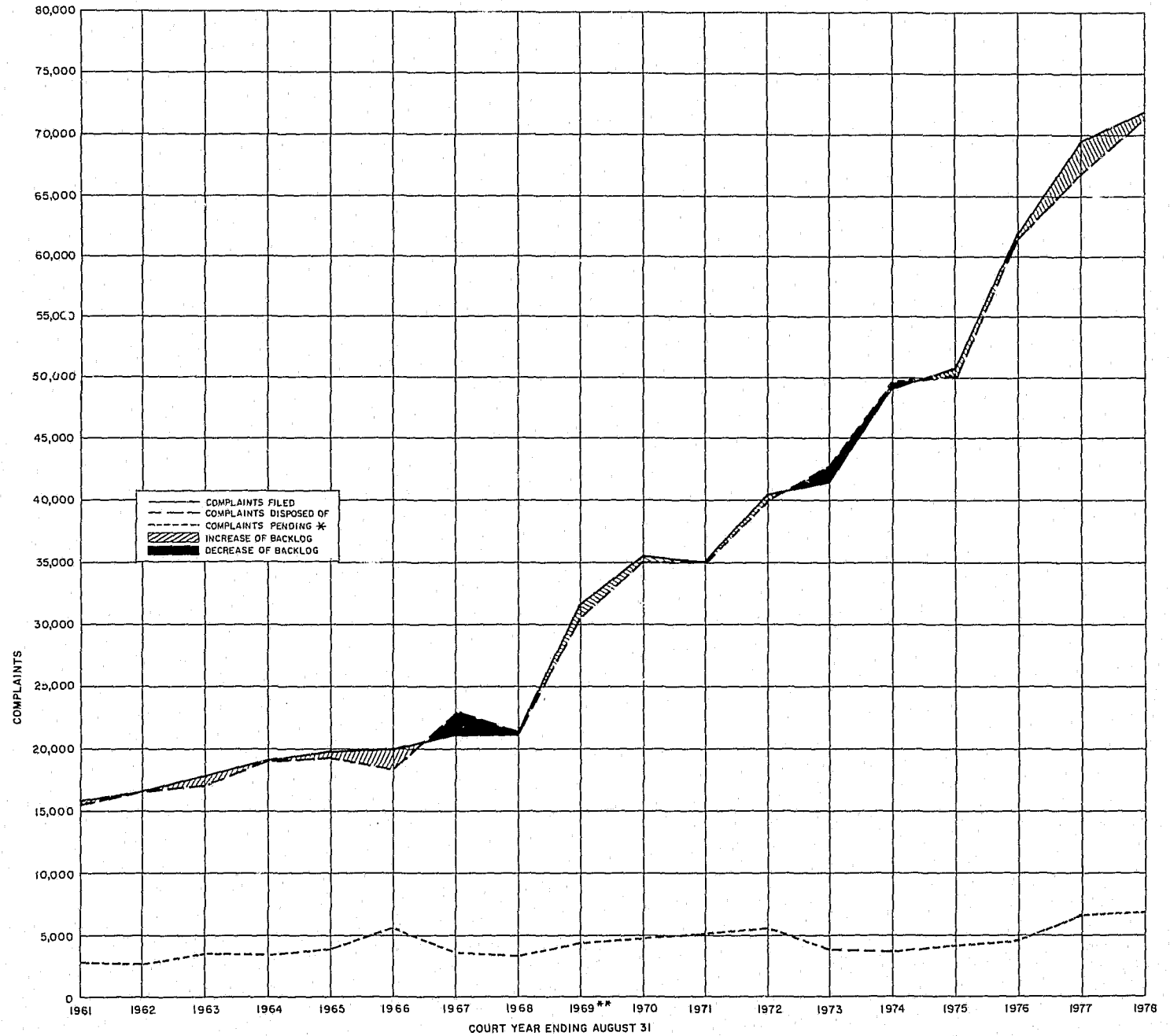
<sup>1/</sup> AS REPORTED IN ANNUAL REPORTS FOR EACH COURT YEAR. NOT CHANGED FOR "RECOUNTS" AS A RESULT OF PHYSICAL INVENTORIES IN THE COUNTIES.

<sup>2/</sup> REINSTATED CASES INCLUDED BEGINNING SEPTEMBER, 1968.

<sup>3/</sup> INCLUDES JINS (JUVENILES IN NEED OF SUPERVISION), STATUTE EFFECTIVE MARCH 1, 1974.

JUVENILE AND DOMESTIC RELATIONS COURTS  
DOMESTIC RELATIONS AND RECIPROCAL SUPPORT COMPLAINTS

J/K-15



\* AS REPORTED IN ANNUAL REPORTS FOR EACH COURT YEAR. NOT CHANGED FOR "RECOUNTS" AS A RESULT OF PHYSICAL INVENTORIES IN THE COUNTIES.

\*\* REINSTATED CASES INCLUDED BEGINNING SEPTEMBER, 1968

## Juvenile School Statistics Project

At the direction of Chief Justice Hughes, county juvenile intake units and probation departments began on September 1, 1977 to collect data as to the New Jersey primary and secondary level schools attended by juveniles charged with delinquency and juveniles alleged to be in need of supervision (JINS). The following data collection procedures are being employed in each county:

1. An intake officer or juvenile probation officer reviews each juvenile delinquency or JINS complaint to ascertain the juvenile delinquency charges or JINS allegations against the juvenile and the New Jersey primary or secondary level school (if any) and grade attended by the juvenile. If this school related information is not set forth on the juvenile complaint form the intake officer or probation officer obtains that information from the juvenile involved or his parents or custodian. For purposes of this project, a juvenile is not considered to be a student of a New Jersey primary or secondary level school if he has graduated from high school, has been expelled or has withdrawn from school or attends school outside this State.
2. Each month the county intake unit or probation department, through the Trial Court Administrator's Office, sends to the Administrative Office of the Courts a report containing "by grade", "by school", and "by offense type" data with respect to charges and allegations contained in juvenile delinquency and JINS complaints filed that month.
3. The Administrative Office of the Courts reviews the monthly county reports to assure that they are complete and internally consistent. Computer generated reports are then forwarded to the New Jersey Department of Education and State Law Enforcement Agency where they are used for planning and program evaluation purposes.

Attached hereto are computer generated county and State reports for the period September 1, 1977 through August 31, 1978. Grade numbers appear across the top and offense types appear along the left hand margin of each report. For example, the Atlantic County report reveals that during the period September 1, 1977 through August 31, 1978 there were two charges of homicide filed against tenth graders attending school in that county. Data arranged by school and school district is available without charge upon written request to Steven Yoslov, Chief, Juvenile and Domestic Relations Court Services, Administrative Office of the Courts, Room 348, State House Annex, Trenton, New Jersey 08625.

A certain degree of caution is needed when using the data collected by the Administrative Office of the Courts. For example, if an offense is committed but the police cannot ascertain who committed the offense, the police will not file a complaint. Furthermore, on occasion the police may take a juvenile into custody and refer the juvenile to a social service agency without filing a complaint against the juvenile. Since the data collected by the Administrative Office is culled only from complaints filed with the juvenile court against juveniles attending New Jersey primary and secondary level schools, the data understates the extent of juvenile crime. On the other hand, some juvenile delinquency complaints are eventually dismissed by the juvenile court because of a lack of proof. To the extent such complaints were filed against juveniles attending primary or secondary level schools in this State, the data collected by the Administrative Office may overstate the amount of juvenile crime committed by such students. Finally, one who uses the data must understand that it reflects the number of juvenile delinquent charges or JINS allegations filed against juveniles attending New Jersey primary and secondary level schools and not the number of complaints filed against such juveniles or the number of such juveniles.

ADMINISTRATIVE OFFICE OF THE COURTS  
REPORT OF NEW JERSEY PRIMARY AND SECONDARY LEVEL SCHOOLS ATTENDED BY JUVENILES  
CHARGED WITH ACTS OF DELINQUENCY OR IN NEED OF SUPERVISION (BY CHARGE)

STATE SUMMARY

REPORTING PERIOD - SEPTEMBER, 1977 THRU AUGUST, 1978

OFFENSE TYPE	1	2	3	4	5	6	7	8	9	10	11	12	UNG	UNK	TOTAL
<u>---DELINQUENCY---</u>															
HOMICIDE	0	0	0	0	0	0	1	2	3	5	5	2	0	6	24
FORCIBLE RAPE	0	0	0	0	0	1	5	8	12	8	10	1	1	9	55
SEX OFFENSES (OTHER THAN FORCIBLE RAPE)	0	0	0	6	5	6	23	28	47	41	17	15	6	66	260
ROBBERY	0	1	7	2	9	33	52	70	156	107	57	61	23	155	773
ATROCIOUS ASSAULT	1	1	2	4	14	34	60	103	112	148	108	57	16	183	843
OTHER ASSAULTS	2	12	42	34	110	218	278	542	686	714	588	339	84	1,169	4,818
BREAKING AND ENTERING; ENTERING ONLY	0	11	32	68	128	215	529	774	1,132	926	641	286	141	1,405	6,288
TRESPASSING	1	5	10	15	33	55	113	192	324	255	233	122	23	503	1,924
LARCENY	0	15	48	92	163	305	763	1,073	1,701	1,586	1,006	528	145	2,367	9,792
ARSON	1	2	7	5	10	19	44	50	63	50	19	15	3	91	379
FORGERY AND COUNTERFEITING	0	0	0	0	0	21	4	5	13	27	34	12	2	15	133
EMBEZZLEMENT AND FRAUD	0	0	0	1	0	5	5	5	13	17	29	16	2	27	120
EXTORTION	0	0	0	1	0	3	6	12	6	8	8	2	1	4	51
STOLEN PROPERTY: RECEIVING, POSSESSING...	0	5	9	15	35	47	149	235	394	406	273	160	48	648	2,424
MALICIOUS DAMAGE	5	20	48	84	125	201	349	535	606	570	341	191	57	996	4,178
WEAPONS: CARRYING, POSSESSING, ETC.	0	0	2	3	5	20	44	60	116	115	88	73	19	173	718
DISTRIBUTION, INTENT TO DISTRIBUTE CDS *	0	0	0	0	0	3	11	23	56	71	109	73	6	123	475
POSSESSION OF CDS *	0	0	0	1	3	17	100	216	613	651	955	784	34	969	4,543
GAMBLING (INCLUDING BOOKMAKING, LOTTERY)	0	0	0	0	0	0	4	3	11	22	14	14	0	12	80
MOTOR VEHICLE VIOLATIONS	0	0	2	2	4	22	104	260	565	776	516	99	34	542	2,926
ALL OTHER	2	5	24	56	75	181	416	783	1,335	1,401	1,186	800	102	2,053	8,419
SUBTOTAL	12	77	233	389	719	1,406	3,060	4,979	7,964	8,144	6,327	3,650	747	11,516	49,223
<u>---IN NEED OF SUPERVISION---</u>															
HABITUAL DISOBEDIENCE	0	0	1	0	0	1	7	10	12	11	9	1	0	5	57
INCORRIGIBILITY OR UNGOVERNABILITY	1	1	12	21	38	82	284	443	758	636	291	115	39	659	3,380
TRUANCY	10	9	13	11	36	86	278	302	472	202	36	22	28	430	1,935
OFFENSES OR VIOLATIONS APP. TO JUVENILES	0	1	7	7	11	37	65	136	288	345	293	155	26	313	1,684
SUBTOTAL	11	11	33	39	85	206	634	891	1,530	1,194	629	293	93	1,407	7,056
FINAL TOTAL	23	88	266	428	804	1,612	3,694	5,870	9,494	9,338	6,956	3,943	840	12,923	56,279

\*Controlled Dangerous Substance

J/K-20

## ADMINISTRATIVE OFFICE OF THE COURTS

REPORT OF NEW JERSEY PRIMARY AND SECONDARY LEVEL SCHOOLS ATTENDED BY JUVENILES  
CHARGED WITH ACTS OF DELINQUENCY OR IN NEED OF SUPERVISION (BY CHARGE)COUNTY - ATLANTICREPORTING PERIOD - SEPTEMBER, 1977 THRU AUGUST, 1978

OFFENSE TYPE	1	2	3	4	5	6	7	8	9	10	11	12	UNG	UNK	TOTAL
<u>---DELINQUENCY---</u>															
HOMICIDE	0	0	0	0	0	0	0	0	0	2	0	0	0	0	2
FORCIBLE RAPE	0	0	0	0	0	0	0	3	0	1	0	0	0	0	4
SEX OFFENSES (OTHER THAN FORCIBLE RAPE)	0	0	0	0	0	0	1	1	0	0	0	0	0	0	2
ROBBERY	0	0	0	1	2	0	3	2	8	3	3	1	0	14	37
ATROCIOUS ASSAULT	0	0	0	0	0	4	5	6	6	1	1	0	0	5	28
OTHER ASSAULTS	0	1	2	0	5	18	21	23	21	14	19	9	0	90	223
BREAKING AND ENTERING; ENTERING ONLY	0	1	3	5	5	16	52	42	59	67	28	3	0	94	375
TRESPASSING	0	0	1	2	1	2	13	16	7	19	11	2	0	32	106
LARCENY	0	0	3	1	5	11	35	34	37	27	9	2	0	90	254
ARSON	0	0	1	0	0	1	3	3	15	3	0	0	0	4	30
FORGERY AND COUNTERFEITING	0	0	0	0	0	0	1	0	2	1	2	0	0	3	9
EMBEZZLEMENT AND FRAUD	0	0	0	0	0	0	1	2	0	1	0	0	0	1	5
EXTORTION	0	0	0	0	0	0	0	2	0	0	1	0	0	0	3
STOLEN PROPERTY: RECEIVING, POSSESSING...	0	0	0	1	2	3	20	20	29	18	14	4	0	63	174
MALICIOUS DAMAGE	1	0	4	3	9	20	23	24	33	13	13	5	0	66	214
WEAPONS: CARRYING, POSSESSING, ETC.	0	0	0	0	0	2	1	2	3	4	3	0	0	10	25
DISTRIBUTION, INTENT TO DISTRIBUTE CDS*	0	0	0	0	0	0	1	0	2	1	0	1	0	6	11
POSSESSION OF CDS*	0	0	0	0	0	0	5	4	10	13	9	8	0	45	94
GAMBLING (INCLUDING BOOKMAKING, LOTTERY)	0	0	0	0	0	0	0	0	0	0	2	0	0	2	4
MOTOR VEHICLE VIOLATIONS	0	0	0	1	0	0	0	1	5	4	7	1	0	22	41
ALL OTHER	0	1	1	4	10	18	43	72	55	38	26	17	0	275	564
SUBTOTAL	1	3	15	18	39	95	228	257	296	230	148	53	0	822	2,205
<u>---IN NEED OF SUPERVISION---</u>															
INCORRIGIBILITY OR UNGOVERNABILITY	0	0	1	0	4	6	19	37	40	19	13	5	1	62	207
TRUANCY	0	0	0	0	0	2	14	13	16	10	0	0	0	18	73
OFFENSES OR VIOLATIONS APP. TO JUVENILES	0	0	0	0	0	1	0	7	3	1	3	4	0	12	31
SUBTOTAL	0	0	1	0	4	9	33	57	59	30	16	9	1	92	311
FINAL TOTAL	1	3	16	18	43	104	261	314	355	260	164	62	1	914	2,516

\*Controlled Dangerous Substance

ADMINISTRATIVE OFFICE OF THE COURTS  
REPORT OF NEW JERSEY PRIMARY AND SECONDARY LEVEL SCHOOLS ATTENDED BY JUVENILES  
CHARGED WITH ACTS OF DELINQUENCY OR IN NEED OF SUPERVISION (BY CHARGE)

COUNTY - BERGEN

REPORTING PERIOD - SEPTEMBER, 1977 THRU AUGUST, 1978

OFFENSE TYPE	1	2	3	4	5	6	7	8	9	10	11	12	UNG	UNK	TCTAL
---DELINQUENCY---															
HOMICIDE	0	0	0	0	0	0	0	0	1	0	0	0	0	0	1
SEX OFFENSES (OTHER THAN FORCIBLE RAPE)	0	0	0	0	0	0	0	0	4	4	1	2	0	4	15
ROBBERY	0	0	0	0	0	1	0	1	7	3	1	6	0	8	27
ATROCIOUS ASSAULT	0	0	0	1	0	0	2	0	1	6	10	7	1	5	33
OTHER ASSAULTS	0	0	13	2	9	17	7	33	45	58	36	29	7	85	341
BREAKING AND ENTERING; ENTERING ONLY	0	0	0	5	1	1	17	44	67	67	43	32	2	48	327
TRESPASSING	0	0	0	0	0	3	6	25	29	19	21	21	4	37	165
LARCENY	0	0	0	5	7	5	27	61	115	118	54	30	8	100	530
ARSON	0	0	0	0	0	1	2	2	5	4	1	1	0	2	18
FORGERY AND COUNTERFEITING	0	0	0	0	0	0	0	0	0	4	0	1	0	2	7
EMBEZZLEMENT AND FRAUD	0	0	0	0	0	0	0	0	0	1	1	0	1	0	3
EXTORTION	0	0	0	0	0	0	1	1	1	1	1	0	0	1	6
STOLEN PROPERTY: RECEIVING,POSSESSING...	0	0	0	0	1	2	6	13	33	40	23	26	6	32	182
MALICIOUS DAMAGE	0	0	1	0	4	10	11	29	66	67	42	27	4	62	323
WEAPONS: CARRYING, POSSESSING, ETC.	0	0	0	0	0	0	1	1	6	6	10	6	0	10	40
DISTRIBUTION, INTENT TO DISTRIBUTE CDS *	0	0	0	0	0	0	0	0	3	6	29	21	0	13	72
POSSESSION OF CDS *	0	0	0	0	0	5	4	9	43	69	80	89	5	56	360
GAMBLING (INCLUDING BOOKMAKING,LOTTERY)	0	0	0	0	0	0	2	0	0	0	0	0	0	3	5
MOTOR VEHICLE VIOLATIONS	0	0	0	0	1	1	8	41	100	165	98	13	12	70	509
ALL OTHER	1	0	2	1	4	8	24	55	114	166	113	102	5	136	731
SUBTOTAL	1	0	16	14	27	54	118	215	640	804	564	413	55	674	3,695
---IN NEED OF SUPERVISION---															
INCORRIGIBILITY OR UNGOVERNABILITY	0	0	0	0	8	2	22	28	108	119	47	22	5	95	456
TRUANCY	0	0	0	0	2	1	4	9	21	21	4	6	1	12	81
OFFENSES OR VIOLATIONS APP. TO JUVENILES	0	0	0	0	0	0	0	2	7	23	8	8	0	16	64
SUBTOTAL	0	0	0	0	10	3	26	39	136	163	59	36	6	123	601
FINAL TOTAL	1	0	16	14	37	57	144	254	776	967	623	449	61	797	4,296

J/K-21

\*Controlled Dangerous Substance

## ADMINISTRATIVE OFFICE OF THE COURTS

REPORT OF NEW JERSEY PRIMARY AND SECONDARY LEVEL SCHOOLS ATTENDED BY JUVENILES  
CHARGED WITH ACTS OF DELINQUENCY OR IN NEED OF SUPERVISION (BY CHARGE)

COUNTY - EURLINGTON

REPORTING PERIOD - SEPTEMBER, 1977 THRU AUGUST, 1978

OFFENSE TYPE	1	2	3	4	5	6	7	8	9	10	11	12	UNG	UNK	TOTAL
<u>---DELINQUENCY---</u>															
HOMICIDE	0	0	0	0	0	0	0	0	1	0	0	0	0	0	1
FORCIBLE RAPE	0	0	0	0	0	0	0	2	0	1	0	0	0	0	3
SEX OFFENSES (OTHER THAN FORCIBLE RAPE)	0	0	0	0	1	0	0	1	9	13	0	3	0	0	27
ROBBERY	0	0	0	0	0	1	0	1	3	4	8	5	2	0	24
ATROCIOUS ASSAULT	0	0	0	0	0	2	2	8	10	12	10	8	2	0	54
OTHER ASSAULTS	0	0	0	1	6	12	15	18	42	61	44	34	9	1	243
BREAKING AND ENTERING: ENTERING ONLY	0	1	2	12	7	22	42	39	116	72	48	47	40	0	448
TRESPASSING	0	0	0	1	3	5	4	5	17	27	11	10	7	1	91
LARCENY	0	1	2	11	11	42	70	63	148	130	52	80	44	4	698
ARSON	0	0	0	0	0	3	1	1	3	8	3	0	0	0	19
FORGERY AND COUNTERFEITING	0	0	0	0	0	0	0	2	0	3	1	3	2	0	11
EMBEZZLEMENT AND FRAUD	0	0	0	0	0	0	0	0	1	4	2	1	0	0	8
EXTORTION	0	0	0	0	0	0	0	1	0	1	2	0	0	0	4
STOLEN PROPERTY: RECEIVING, POSSESSING...	0	0	0	1	0	0	6	16	13	20	12	9	9	0	86
MALICIOUS DAMAGE	0	0	0	8	10	12	31	43	29	69	25	30	6	0	263
WEAPONS: CARRYING, POSSESSING, ETC.	0	0	0	0	1	2	3	5	10	12	12	15	3	0	63
DISTRIBUTION, INTENT TO DISTRIBUTE CDS *	0	0	0	0	0	0	0	1	5	1	11	2	0	0	20
POSSESSION OF CDS *	0	0	0	0	0	2	13	13	44	87	76	56	6	3	300
MOTOR VEHICLE VIOLATIONS	0	0	0	0	0	0	8	19	65	100	62	6	4	0	264
ALL OTHER	0	0	1	3	1	8	7	15	56	46	47	49	10	2	245
SUBTOTAL	0	2	5	37	40	111	202	253	572	671	466	358	144	11	2,872
<u>---IN NEED OF SUPERVISION---</u>															
INCORRIGIBILITY OR UNGOVERNABILITY	0	0	0	1	1	2	7	19	40	32	14	5	10	2	133
TRUANCY	0	0	1	1	0	3	8	5	13	4	10	3	16	1	65
OFFENSES OR VIOLATIONS APP. TO JUVENILES	0	0	1	0	0	3	1	9	19	22	9	9	2	1	76
SUBTOTAL	0	0	2	2	1	8	16	33	72	58	33	17	28	4	274
FINAL TOTAL	0	2	7	39	41	119	218	286	644	729	499	375	172	15	3,146

\*Controlled Dangerous Substance.



ADMINISTRATIVE OFFICE OF THE COURTS  
REPORT OF NEW JERSEY PRIMARY AND SECONDARY LEVEL SCHOOLS ATTENDED BY JUVENILES  
CHARGED WITH ACTS OF DELINQUENCY OR IN NEED OF SUPERVISION (BY CHARGE)

COUNTY - CAMDEN

REPORTING PERIOD - SEPTEMBER, 1977 THRU AUGUST, 1978

OFFENSE TYPE	1	2	3	4	5	6	7	8	9	10	11	12	UNG	UNK	TGTAL
---DELINQUENCY---															
HOMICIDE	0	0	0	0	0	0	0	0	0	0	0	0	0	2	2
FORCIBLE RAPE	0	0	0	0	0	0	3	0	2	0	0	0	0	0	5
SEX OFFENSES (OTHER THAN FORCIBLE RAPE)	0	0	0	0	0	0	2	3	1	4	4	0	0	7	21
ROBBERY	0	0	0	0	3	2	11	5	7	4	7	2	1	25	67
ATROCIOUS ASSAULT	0	0	0	0	1	2	3	3	7	8	12	1	0	23	60
OTHER ASSAULTS	0	1	0	3	5	10	29	41	35	41	32	17	2	91	307
BREAKING AND ENTERING; ENTERING ONLY	0	2	1	5	3	40	34	40	61	43	30	15	2	140	416
TRESPASSING	0	2	2	3	5	8	20	17	13	26	19	8	1	42	166
LARCENY	0	0	0	5	4	35	52	63	89	73	43	21	6	172	563
ARSON	0	0	0	1	1	1	14	15	5	1	0	0	0	13	51
EMBEZZLEMENT AND FRAUD	0	0	0	0	0	1	0	0	0	0	1	0	0	1	3
STOLEN PROPERTY; RECEIVING,POSSESSING...	0	0	0	1	3	5	21	24	23	36	28	10	3	64	218
MALICIOUS DAMAGE	0	3	2	4	10	10	22	36	22	35	19	9	4	98	274
WEAPONS; CARRYING, POSSESSING, ETC.	0	0	0	0	0	0	2	6	9	8	4	3	2	21	55
DISTRIBUTION, INTENT TO DISTRIBUTE CDS*	0	0	0	0	0	0	1	2	5	12	8	6	0	10	44
POSSESSION OF CDS *	0	0	0	0	0	2	10	23	35	43	44	33	1	66	257
GAMBLING (INCLUDING BOOKMAKING,LOTTERY)	0	0	0	0	0	0	0	0	0	1	1	0	0	0	2
MOTOR VEHICLE VIOLATIONS	0	0	0	0	0	0	1	2	18	30	30	5	0	59	145
ALL OTHER	0	0	2	2	1	8	33	44	62	75	56	43	12	181	523
SUBTOTAL	0	8	7	24	36	124	258	324	394	444	338	173	34	1,015	3,179
---IN NEED OF SUPERVISION---															
INCORRIGIBILITY OR UNGOVERNABILITY	0	0	0	0	0	10	20	34	35	24	18	3	0	73	217
TRUANCY	1	0	1	0	1	3	9	6	16	4	0	0	1	13	55
OFFENSES OR VIOLATIONS APP. TO JUVENILES	0	0	0	1	0	2	5	17	19	42	25	26	4	58	209
SUBTOTAL	1	0	1	1	1	15	34	57	70	70	53	29	5	144	481
FINAL TOTAL	1	8	8	25	37	139	292	381	464	514	391	202	39	1,159	3,660

\*Controlled Dangerous Substance

J/K-24

## ADMINISTRATIVE OFFICE OF THE COURTS

REPORT OF NEW JERSEY PRIMARY AND SECONDARY LEVEL SCHOOLS ATTENDED BY JUVENILES  
CHARGED WITH ACTS OF DELINQUENCY OR IN NEED OF SUPERVISION (BY CHARGE)

COUNTY - CAPE MAY

REPORTING PERIOD - SEPTEMBER, 1977 THRU AUGUST, 1978

OFFENSE TYPE	1	2	3	4	5	6	7	8	9	10	11	12	UNG	UNK	TOTAL
<u>---DELINQUENCY---</u>															
ATROCIOUS ASSAULT	0	0	0	0	0	0	1	0	2	0	0	0	0	0	3
OTHER ASSAULTS	0	0	0	0	1	2	1	5	9	5	5	1	0	0	29
BREAKING AND ENTERING; ENTERING ONLY	0	0	0	0	1	1	4	8	8	24	12	7	0	5	70
TRESPASSING	0	0	0	0	0	3	0	3	7	2	4	3	4	7	33
LARCENY	0	0	2	0	2	2	8	7	14	34	3	6	0	3	81
ARSON	0	0	0	0	0	1	0	0	0	0	0	0	0	0	1
FORGERY AND COUNTERFEITING	0	0	0	0	0	0	0	0	0	1	1	0	0	0	2
STOLEN PROPERTY: RECEIVING, POSSESSING...	0	0	0	1	0	0	3	0	17	10	3	5	0	4	43
MALICIOUS DAMAGE	0	0	0	1	1	1	3	9	4	11	16	5	0	1	52
WEAPONS: CARRYING, POSSESSING, ETC.	0	0	0	0	0	1	1	0	1	2	0	0	0	0	5
DISTRIBUTION, INTENT TO DISTRIBUTE CDS*	0	0	0	0	0	0	0	0	0	0	3	0	0	0	3
POSSESSION OF CDS*	0	0	0	0	0	0	2	1	5	19	17	14	1	1	60
MOTOR VEHICLE VIOLATIONS	0	0	0	0	0	0	3	0	4	15	11	2	0	1	36
ALL OTHER	0	0	0	0	0	3	3	5	14	14	11	12	6	27	95
SUBTOTAL	0	0	2	2	5	14	29	38	85	137	86	53	11	49	513
<u>---IN NEED OF SUPERVISION---</u>															
HABITUAL DISCEDIENCE	0	0	0	0	0	0	1	1	4	2	3	0	0	0	11
INCORRIGIBILITY OR UNGOVERNABILITY	0	0	0	0	0	0	2	7	3	11	2	0	0	0	25
TRUANCY	0	0	0	0	1	1	0	6	3	0	0	0	0	1	12
OFFENSES OR VIOLATIONS APP. TO JUVENILES	0	0	0	0	0	0	5	1	10	5	4	7	0	0	32
SUBTOTAL	0	0	0	0	1	1	8	15	20	18	9	7	0	1	80
FINAL TOTAL	0	0	2	2	6	15	37	53	105	155	95	62	11	50	593

\*Controlled Dangerous Substance

ADMINISTRATIVE OFFICE OF THE COURTS  
REPORT OF NEW JERSEY PRIMARY AND SECONDARY LEVEL SCHOOLS ATTENDED BY JUVENILES  
CHARGED WITH ACTS OF DELINQUENCY OR IN NEED OF SUPERVISION (BY CHARGE)

COUNTY - CUMBERLAND

REPORTING PERIOD - SEPTEMBER, 1977 THRU AUGUST, 1978

OFFENSE TYPE	1	2	3	4	5	6	7	8	9	10	11	12	UNG	UNK	TOTAL
<u>---DELINQUENCY---</u>															
SEX OFFENSES (OTHER THAN FORCIBLE RAPE)	0	0	0	0	0	1	1	1	0	1	0	0	0	2	6
ROBBERY	0	0	0	0	0	0	0	1	1	0	3	0	0	2	7
ATROCIOUS ASSAULT	0	0	0	0	0	2	0	7	0	3	2	2	0	5	21
OTHER ASSAULTS	0	0	0	2	11	7	14	14	11	19	13	10	1	28	130
BREAKING AND ENTERING; ENTERING ONLY	0	0	3	10	8	10	57	51	109	35	36	9	1	117	486
TRESPASSING	0	0	0	0	0	2	3	4	8	12	5	1	0	7	42
LARCENY	0	0	4	4	3	12	70	113	123	52	41	15	1	148	586
ARSON	0	0	3	1	0	3	0	1	12	2	1	0	0	1	24
FORGERY AND COUNTERFEITING	0	0	0	0	0	0	0	0	0	0	18	0	0	0	18
EMBEZZLEMENT AND FRAUD	0	0	0	0	0	0	0	0	0	0	5	1	0	0	6
EXTORTION	0	0	0	0	0	0	0	0	0	5	3	1	0	0	9
STOLEN PROPERTY: RECEIVING, POSSESSING...	0	0	0	0	1	3	7	15	12	11	11	1	0	15	76
MALICIOUS DAMAGE	2	2	12	3	3	8	17	28	29	19	7	3	0	56	189
WEAPONS: CARRYING, POSSESSING, ETC.	0	0	0	1	0	5	4	5	5	6	3	0	0	12	41
DISTRIBUTION, INTENT TO DISTRIBUTE CDS*	0	0	0	0	0	0	1	2	6	7	5	5	0	7	33
POSSESSION OF CDS*	0	0	0	0	0	1	4	0	12	7	6	3	0	10	43
GAMBLING (INCLUDING BOOKMAKING, LOTTERY)	0	0	0	0	0	0	0	0	1	3	0	0	0	1	5
MOTOR VEHICLE VIOLATIONS	0	0	0	0	0	0	8	23	41	25	13	11	0	34	155
ALL OTHER	0	0	3	5	6	7	34	61	105	74	50	22	3	134	508
SUBTOTAL	2	2	25	30	32	61	220	366	475	281	222	84	6	579	2,385
<u>---IN NEED OF SUPERVISION---</u>															
HABITUAL DISOBEDIENCE	0	0	0	0	0	0	3	3	3	1	0	0	0	2	12
INCORRIGIBILITY OR UNGOVERNABILITY	1	0	0	1	1	6	35	22	38	28	7	7	0	31	177
TRUANCY	1	0	0	0	1	4	41	22	12	12	2	0	0	9	104
OFFENSES OR VIOLATIONS APP. TO JUVENILES	0	0	0	0	0	1	7	4	10	5	3	0	0	9	43
SUBTOTAL	2	0	0	1	2	11	86	51	63	50	12	7	0	51	336
FINAL TOTAL	4	2	25	31	34	72	306	417	538	331	234	91	6	630	2,721

\*Controlled Dangerous Substance

## ADMINISTRATIVE OFFICE OF THE COURTS

REPORT OF NEW JERSEY PRIMARY AND SECONDARY LEVEL SCHOOLS ATTENDED BY JUVENILES  
CHARGED WITH ACTS OF DELINQUENCY OR IN NEED OF SUPERVISION (BY CHARGE)COUNTY -- ESSEXREPORTING PERIOD - SEPTEMBER, 1977 THRU AUGUST, 1978

OFFENSE TYPE	NUMBER OF CHARGES BY GRADE														TOTAL
	1	2	3	4	5	6	7	8	9	10	11	12	UNG	UNK	
---DELINQUENCY---															
HOMICIDE	0	0	0	0	0	0	0	1	1	2	4	0	0	4	12
FORCIBLE RAPE	0	0	0	0	0	1	2	1	7	3	3	1	1	7	26
SEX OFFENSES (OTHER THAN FORCIBLE RAPE)	0	0	0	1	2	3	5	7	8	5	2	1	2	22	58
ROBBERY	0	0	1	0	0	14	22	32	60	45	27	9	10	46	266
ATROCIOUS ASSAULT	1	0	2	2	8	15	22	40	44	50	32	13	10	48	287
OTHER ASSAULTS	0	1	1	4	15	28	32	61	96	79	38	26	11	102	494
BREAKING AND ENTERING; ENTERING ONLY	0	2	11	13	50	40	76	126	136	129	61	27	39	190	900
TRESPASSING	0	0	0	0	2	4	12	20	41	39	18	9	2	38	185
LARCENY	0	0	2	6	15	24	36	76	98	98	67	30	14	113	579
ARSON	0	0	2	1	0	2	3	4	2	5	2	1	0	1	23
FORGERY AND CCOUNTERFEITING	0	0	0	0	0	0	0	0	0	1	0	0	0	0	1
EMBEZZLEMENT AND FRAUD	0	0	0	0	0	0	0	0	1	2	2	2	1	3	11
EXTORTION	0	0	0	1	0	2	2	3	2	0	0	0	1	2	13
STOLEN PROPERTY: RECEIVING,POSSESSING...	0	2	4	1	9	11	25	29	62	42	40	14	9	84	332
MALICIOUS DAMAGE	1	2	3	12	23	27	43	34	49	23	24	12	10	88	351
WEAPONS: CARRYING, POSSESSING, ETC.	0	0	0	2	1	4	4	13	20	16	15	6	7	27	115
DISTRIBUTION, INTENT TO DISTRIBUTE CDS*	0	0	0	0	0	0	1	1	3	6	4	4	3	6	28
POSSESSION OF CDS*	0	0	0	0	1	0	6	20	56	49	67	44	4	90	337
GAMBLING (INCLUDING BOOKMAKING,LOTTERY)	0	0	0	0	0	0	0	0	5	5	1	2	0	2	15
MOTOR VEHICLE VIOLATIONS	0	0	0	0	0	0	5	14	28	36	26	5	1	43	158
ALL OTHER	0	0	0	9	15	43	64	145	215	223	158	82	18	292	1,264
SUBTOTAL	2	7	26	52	141	218	360	627	934	858	591	288	143	1,208	5,455
---IN NEED OF SUPERVISION---															
HABITUAL DISOBEDIENCE	0	0	0	0	0	0	0	0	0	0	0	1	0	1	2
INCORRIGIBILITY OR UNGOVERNABILITY	0	1	6	5	6	15	32	47	106	42	22	8	5	70	365
TRUANCY	0	0	0	1	3	17	31	36	39	6	2	0	1	34	170
OFFENSES OR VIOLATIONS APP. TO JUVENILES	0	0	1	2	1	5	3	17	33	31	27	4	6	65	195
SUBTOTAL	0	1	7	8	10	37	66	100	178	79	51	13	12	170	732
FINAL TOTAL	2	8	33	60	151	255	426	727	1,112	937	642	301	155	1,378	6,187

\*Controlled Dangerous Substance

ADMINISTRATIVE OFFICE OF THE COURTS  
REPORT OF NEW JERSEY PRIMARY AND SECONDARY LEVEL SCHOOLS ATTENDED BY JUVENILES  
CHARGED WITH ACTS OF DELINQUENCY OR IN NEED OF SUPERVISION (BY CHARGE)

COUNTY - GLoucester

REPORTING PERIOD - SEPTEMBER, 1977 THRU AUGUST, 1978

OFFENSE TYPE	1	2	3	4	5	6	7	8	9	10	11	12	UNG	UNK	TOTAL
<u>DELINQUENCY</u>															
HOMICIDE	0	0	0	0	0	0	0	0	0	1	0	0	0	0	1
FORCIBLE RAPE	0	0	0	0	0	0	0	1	0	1	0	0	0	0	2
SEX OFFENSES (OTHER THAN FORCIBLE RAPE)	0	0	0	0	0	0	0	0	2	0	0	1	0	0	3
ROBBERY	0	0	0	0	0	0	0	0	0	1	6	11	0	0	18
ATROCIOUS ASSAULT	0	0	0	0	0	0	0	0	0	5	5	1	0	0	11
OTHER ASSAULTS	0	0	1	1	5	14	11	27	22	31	45	22	2	1	182
BREAKING AND ENTERING: ENTERING ONLY	0	0	0	1	0	2	13	32	26	29	36	23	1	0	163
TRESPASSING	0	0	0	0	0	1	5	9	7	13	6	4	0	0	45
LARCENY	0	0	2	3	1	5	15	38	29	56	41	29	0	0	219
ARSON	0	0	0	0	0	0	0	0	0	1	0	0	0	0	1
STOLEN PROPERTY: RECEIVING, POSSESSING...	0	0	0	0	0	1	3	2	6	14	9	17	3	0	55
MALICIOUS DAMAGE	0	0	2	1	4	16	12	26	25	28	18	13	0	0	145
WEAPONS: CARRYING, POSSESSING, ETC.	0	0	0	0	0	0	5	1	1	3	5	8	2	0	25
DISTRIBUTION, INTENT TO DISTRIBUTE CDS*	0	0	0	0	0	0	0	0	1	0	1	3	0	0	5
POSSESSION OF CDS*	0	0	0	0	0	0	2	4	4	22	31	42	0	1	106
MOTOR VEHICLE VIOLATIONS	0	0	0	0	0	0	5	15	12	29	22	8	4	0	95
ALL OTHER	0	0	1	2	4	13	30	60	75	113	128	101	7	3	537
SUBTOTAL	0	0	6	8	14	52	101	215	210	347	353	283	19	5	1,613
<u>IN NEED OF SUPERVISION</u>															
INCORRIGIBILITY OR UNGOVERNABILITY	0	0	0	0	1	0	2	2	6	9	3	1	0	2	26
TRUANCY	0	0	0	0	0	0	3	2	8	5	0	1	0	0	19
OFFENSES OR VIOLATIONS APP. TO JUVENILES	0	0	1	0	0	1	4	9	13	22	17	11	1	0	79
SUBTOTAL	0	0	1	0	1	1	9	13	27	36	20	13	1	2	124
FINAL TOTAL	0	0	7	8	15	53	110	228	237	385	373	296	20	7	1,737

J/K-27

\*Controlled Dangerous Substance

## ADMINISTRATIVE OFFICE OF THE COURTS

REPORT OF NEW JERSEY PRIMARY AND SECONDARY LEVEL SCHOOLS ATTENDED BY JUVENILES  
CHARGED WITH ACTS OF DELINQUENCY OR IN NEED OF SUPERVISION (BY CHARGE)

## COUNTY - HUDSON

REPORTING PERIOD - SEPTEMBER, 1977 THRU AUGUST, 1978

OFFENSE TYPE	1	2	3	4	5	6	7	8	9	10	11	12	UNG	UNK	TOTAL
<u>---DELINQUENCY---</u>															
SEX OFFENSES (OTHER THAN FORCIBLE RAPE)	0	0	0	0	1	0	5	4	2	0	2	0	1	6	21
ROBBERY	0	1	2	1	3	4	10	13	29	4	7	5	9	28	116
ATROCIOUS ASSAULT	0	0	0	0	0	3	4	10	8	3	4	5	1	26	64
OTHER ASSAULTS	0	1	4	1	3	15	21	41	77	41	36	18	16	111	385
BREAKING AND ENTERING; ENTERING ONLY	0	5	3	5	13	17	49	27	94	42	22	7	19	96	399
TRESPASSING	0	0	0	0	5	7	10	10	31	15	11	2	3	53	147
LARCENY	0	2	2	10	18	16	42	39	87	44	27	12	15	119	433
ARSON	0	0	0	0	0	0	2	2	3	2	1	0	0	4	14
FORGERY AND COUNTERFEITING	0	0	0	0	0	0	0	0	1	2	1	0	0	0	4
EMBEZZLEMENT AND FRAUD	0	0	0	1	0	0	0	0	0	1	0	0	0	1	3
STOLEN PROPERTY: RECEIVING, POSSESSING...	0	0	1	1	3	6	8	15	24	13	7	7	5	27	117
MALICIOUS DAMAGE	0	1	1	2	9	10	25	24	42	20	13	8	7	57	219
WEAPONS: CARRYING, POSSESSING, ETC.	0	0	0	0	1	1	5	5	4	7	7	3	3	22	58
DISTRIBUTION, INTENT TO DISTRIBUTE CDS*	0	0	0	0	0	1	0	6	7	4	7	4	1	38	68
POSSESSION OF CDS*	0	0	0	0	0	2	12	22	38	44	53	32	4	131	338
GAMBLING (INCLUDING BOOKMAKING, LOTTERY)	0	0	0	0	0	0	0	1	1	2	2	2	0	1	9
MOTOR VEHICLE VIOLATIONS	0	0	0	0	2	8	16	26	55	21	17	4	7	46	204
ALL OTHER	0	1	2	3	8	6	21	35	70	51	43	38	13	126	417
SUBTOTAL	0	11	15	24	66	96	230	282	573	316	260	147	104	892	3,016
<u>---IN NEED OF SUPERVISION---</u>															
INCORRIGIBILITY OR UNGOVERNABILITY	0	0	2	4	1	12	26	27	37	20	9	2	5	37	182
TRUANCY	0	1	1	3	7	16	33	21	34	10	3	0	5	25	159
OFFENSES OR VIOLATIONS APP. TO JUVENILES	0	1	1	1	9	15	22	32	53	29	9	5	8	42	227
SUBTOTAL	0	2	4	8	17	43	81	80	124	59	21	7	18	104	568
FINAL TOTAL	0	13	19	22	83	139	311	362	697	375	281	154	122	996	3,584

\*Controlled Dangerous Substance

ADMINISTRATIVE OFFICE OF THE COURTS  
REPORT OF NEW JERSEY PRIMARY AND SECONDARY LEVEL SCHOOLS ATTENDED BY JUVENILES  
CHARGED WITH ACTS OF DELINQUENCY OR IN NEED OF SUPERVISION (BY CHARGE)

COUNTY - HUNTERDON

REPORTING PERIOD - SEPTEMBER, 1977 THRU AUGUST, 1978

OFFENSE TYPE	1	2	3	4	5	6	7	8	9	10	11	12	UNG	UNK	TOTAL
<u>-- DELINQUENCY --</u>															
SEX OFFENSES (OTHER THAN FORCIBLE RAPE)	0	0	0	0	0	0	0	0	0	0	0	1	0	0	1
ATROCIOUS ASSAULT	0	0	0	0	0	0	0	0	0	0	0	0	0	1	1
OTHER ASSAULTS	0	0	0	0	0	0	0	1	0	0	2	0	0	4	7
BREAKING AND ENTERING; ENTERING ONLY	0	0	0	0	0	0	2	2	5	3	3	4	0	13	32
TRESPASSING	0	0	0	0	0	0	0	0	0	0	0	0	0	2	2
LARCENY	0	0	0	0	1	0	1	1	10	14	2	2	0	14	45
ARSON	0	0	0	0	0	0	0	0	0	0	0	0	0	1	1
FORGERY AND COUNTERFEITING	0	0	0	0	0	0	0	0	2	0	0	0	0	0	2
EMBEZZLEMENT AND FRAUD	0	0	0	0	0	0	0	0	1	0	0	2	0	0	3
EXTORTION	0	0	0	0	0	0	0	0	0	0	0	0	0	1	1
STOLEN PROPERTY; RECEIVING, POSSESSING...	0	0	0	0	0	0	0	0	3	9	1	3	1	3	20
MALICIOUS DAMAGE	0	0	0	0	0	0	0	1	0	5	0	0	0	14	20
WEAPONS; CARRYING, POSSESSING, ETC.	0	0	0	0	0	0	0	0	0	1	0	0	0	0	1
POSSESSION OF CDS*	0	0	0	0	0	0	0	0	0	2	3	5	0	25	35
GAMBLING (INCLUDING BOOKMAKING, LOTTERY)	0	0	0	0	0	0	0	0	0	0	0	0	0	1	1
MOTOR VEHICLE VIOLATIONS	0	0	0	0	0	0	1	1	1	3	0	0	0	11	17
ALL OTHER	0	0	0	0	0	0	1	4	5	1	4	2	0	20	37
SUBTOTAL	0	0	0	0	1	0	5	10	27	38	15	19	1	110	226
<u>-- IN NEED OF SUPERVISION --</u>															
INCORRIGIBILITY OR UNGOVERNABILITY	0	0	0	0	0	0	0	0	4	0	0	2	0	1	7
TRUANCY	0	0	0	0	0	0	0	0	6	5	1	0	1	1	14
SUBTOTAL	0	0	0	0	0	0	0	0	10	5	1	2	1	2	21
FINAL TOTAL	0	0	0	0	1	0	5	10	37	43	16	21	2	112	247

\*Controlled Dangerous Substance

## ADMINISTRATIVE OFFICE OF THE COURTS

REPORT OF NEW JERSEY PRIMARY AND SECONDARY LEVEL SCHOOLS ATTENDED BY JUVENILES  
CHARGED WITH ACTS OF DELINQUENCY OR IN NEED OF SUPERVISION (BY CHARGE)

COUNTY - MERCER

REPORTING PERIOD - SEPTEMBER, 1977 THRU AUGUST, 1978

OFFENSE TYPE	1	2	3	4	5	6	7	8	9	10	11	12	UNG	UNK	TOTAL
<u>---DELINQUENCY---</u>															
FORCIBLE RAPE	0	0	0	0	0	0	0	1	1	1	1	0	0	0	4
SEX OFFENSES (OTHER THAN FORCIBLE RAPE)	0	0	0	1	1	1	4	6	2	3	3	0	2	1	24
ROBBERY	0	0	0	0	1	1	4	6	13	15	10	3	1	0	54
ATROCIOUS ASSAULT	0	0	0	0	4	1	2	5	6	15	3	0	0	1	37
OTHER ASSAULTS	0	0	4	1	5	15	21	45	57	67	46	20	6	2	290
BREAKING AND ENTERING; ENTERING ONLY	0	0	4	1	10	10	58	60	102	66	37	12	6	19	385
TRESPASSING	0	0	0	0	1	1	5	6	17	8	10	3	1	0	52
LARCENY	0	3	6	12	26	27	124	138	214	145	92	36	12	31	866
ARSON	0	0	0	0	2	1	2	3	3	0	1	1	0	0	13
FORGERY AND COUNTERFEITING	0	0	0	0	0	0	0	2	2	6	0	0	0	0	10
EMBEZZLEMENT AND FRAUD	0	0	0	0	0	2	2	0	2	5	1	0	0	0	12
EXTORTION	0	0	0	0	0	1	1	1	0	0	0	0	0	0	3
STOLEN PROPERTY: RECEIVING, POSSESSING...	0	1	2	2	5	0	9	24	22	30	15	6	2	3	121
MALICIOUS DAMAGE	0	0	8	10	20	16	32	51	47	42	33	10	9	13	291
WEAPONS: CARRYING, POSSESSING, ETC.	0	0	2	0	0	3	4	7	20	18	5	9	1	1	70
DISTRIBUTION, INTENT TO DISTRIBUTE CDS*	0	0	0	0	0	0	2	2	3	2	11	5	0	0	25
POSSESSION OF CDS*	0	0	0	0	0	0	2	15	53	52	59	63	0	3	247
MOTOR VEHICLE VIOLATIONS	0	0	0	1	0	2	5	21	24	40	15	2	0	0	110
ALL OTHER	0	0	2	2	0	3	19	17	48	41	32	19	3	4	190
SUBTOTAL	0	4	28	30	75	85	296	410	636	556	374	189	43	78	2,804
<u>---IN NEED OF SUPERVISION---</u>															
INCORRIGIBILITY OR UNGOVERNABILITY	0	0	0	1	1	9	38	44	55	44	17	8	2	4	223
TRUANCY	0	0	0	0	3	2	12	6	23	12	0	1	0	0	59
OFFENSES OR VIOLATIONS APP. TO JUVENILES	0	0	0	0	0	0	3	1	9	10	21	19	0	0	63
SUBTOTAL	0	0	0	1	4	11	53	51	87	66	38	28	2	4	345
FINAL TOTAL	0	4	28	31	79	96	349	461	723	622	412	217	45	82	3,149

\*Controlled Dangerous Substance



ADMINISTRATIVE OFFICE OF THE COURTS  
REPORT OF NEW JERSEY PRIMARY AND SECONDARY LEVEL SCHOOLS ATTENDED BY JUVENILES  
CHARGED WITH ACTS OF DELINQUENCY OR IN NEED OF SUPERVISION (BY CHARGE)

COUNTY - MIDDLESEX

REPORTING PERIOD - SEPTEMBER, 1977 THRU AUGUST, 1978

OFFENSE TYPE	1	2	3	4	5	6	7	8	9	10	11	12	UNG	UNK	TOTAL
<u>---DELINQUENCY---</u>															
FORCIBLE RAPE	0	0	0	0	0	0	0	0	0	0	0	0	0	1	1
SEX OFFENSES (OTHER THAN FORCIBLE RAPE)	0	0	0	0	0	0	1	0	1	4	0	0	0	10	16
ROBBERY	0	0	0	0	0	1	0	1	3	4	1	1	0	6	17
ATROCIOUS ASSAULT	0	0	0	0	0	1	4	4	8	2	1	2	0	15	37
OTHER ASSAULTS	0	0	5	2	8	16	23	40	40	45	39	32	4	176	430
BREAKING AND ENTERING; ENTERING ONLY	0	0	0	0	0	3	6	16	28	32	28	7	0	113	233
TRESPASSING	1	0	3	4	5	3	11	12	17	11	21	12	0	84	184
LARCENY	0	1	4	2	12	16	43	61	98	105	78	41	6	360	827
ARSON	0	0	0	0	1	2	3	2	1	2	0	0	0	18	29
FORGERY AND COUNTERFEITING	0	0	0	0	0	0	1	0	0	0	0	1	0	2	4
EMBEZZLEMENT AND FRAUD	0	0	0	0	0	0	1	0	0	0	2	6	0	4	13
EXTORTION	0	0	0	0	0	0	0	0	1	0	0	0	0	0	1
STOLEN PROPERTY: RECEIVING, POSSESSING...	0	0	0	2	3	1	8	11	28	26	20	12	0	75	186
MALICIOUS DAMAGE	1	5	2	12	8	10	25	41	32	26	27	12	0	164	365
WEAPONS: CARRYING, POSSESSING, ETC.	0	0	0	0	0	0	2	2	5	7	5	5	0	15	41
DISTRIBUTION, INTENT TO DISTRIBUTE CDS*	0	0	0	0	0	1	0	1	1	4	6	6	0	9	28
POSSESSION OF CDS*	0	0	0	0	1	1	10	11	38	61	74	70	2	161	429
GAMBLING (INCLUDING BOOKMAKING, LOTTERY)	0	0	0	0	0	0	0	0	0	0	0	1	0	0	1
MOTOR VEHICLE VIOLATIONS	0	0	2	0	0	4	4	6	28	21	33	6	0	65	169
ALL OTHER	0	0	1	3	4	6	12	36	62	76	106	75	5	259	645
SUBTOTAL	2	6	17	25	42	65	154	244	391	426	441	289	17	1,537	3,656
<u>---IN NEED OF SUPERVISION---</u>															
INCORRIGIBILITY OR UNGOVERNABILITY	0	0	0	0	0	0	9	12	10	14	4	4	1	26	80
TRUANCY	0	0	0	0	0	3	18	34	9	6	4	2	0	61	137
OFFENSES OR VIOLATIONS APP. TO JUVENILES	0	0	0	0	0	0	1	5	9	14	19	6	3	41	98
SUBTOTAL	0	0	0	0	0	3	28	51	28	34	27	12	4	128	315
FINAL TOTAL	2	6	17	25	42	68	182	295	419	460	468	301	21	1,665	3,971

\*Controlled Dangerous Substance

## ADMINISTRATIVE OFFICE OF THE COURTS

REPORT OF NEW JERSEY PRIMARY AND SECONDARY LEVEL SCHOOLS ATTENDED BY JUVENILES  
CHARGED WITH ACTS OF DELINQUENCY OR IN NEED OF SUPERVISION (BY CHARGE)

## COUNTY - MCANULTY

REPORTING PERIOD - SEPTEMBER, 1977 THRU AUGUST, 1978

OFFENSE TYPE	1	2	3	4	5	6	7	8	9	10	11	12	UNG	UNK	TOTAL
<u>---DELINQUENCY---</u>															
SEX OFFENSES (OTHER THAN FORCIBLE RAPE)	0	0	0	0	0	0	0	0	0	2	0	2	0	10	14
ROBBERY	0	0	0	0	0	2	1	1	5	5	3	4	0	15	36
ATROCIOUS ASSAULT	0	0	0	0	0	0	3	4	0	1	2	1	0	28	39
OTHER ASSAULTS	0	1	2	1	6	19	13	27	25	32	25	10	0	238	399
BREAKING AND ENTERING; ENTERING ONLY	0	0	0	1	2	12	16	45	56	22	17	10	0	372	553
TRESPASSING	0	1	2	3	2	7	0	11	16	24	15	10	0	112	203
LARCENY	0	1	3	3	7	17	38	51	77	78	58	26	0	517	876
ARSON	0	0	0	0	1	2	7	4	1	2	4	0	0	23	44
FORGERY AND COUNTERFEITING	0	0	0	0	0	0	0	0	3	1	0	6	0	4	14
EMBEZZLEMENT AND FRAUD	0	0	0	0	0	0	1	1	1	2	0	0	0	7	12
STOLEN PROPERTY: RECEIVING, POSSESSING...	0	0	0	0	0	2	10	8	19	26	10	5	0	135	215
MALICIOUS DAMAGE	0	0	2	4	8	4	8	24	26	24	12	9	0	195	316
WEAPONS: CARRYING, POSSESSING, ETC.	0	0	0	0	0	0	1	5	2	5	3	4	0	20	40
DISTRIBUTION, INTENT TO DISTRIBUTE CDS*	0	0	0	0	0	0	0	0	2	0	2	2	0	27	33
POSSESSION OF CDS*	0	0	0	0	0	1	6	16	40	22	27	32	0	223	367
GAMBLING (INCLUDING BOOKMAKING, LOTTERY)	0	0	0	0	0	0	0	0	0	1	0	0	0	1	2
MOTOR VEHICLE VIOLATIONS	0	0	0	0	0	1	2	6	16	24	9	2	0	92	152
ALL OTHER	0	0	0	0	0	8	6	18	35	42	42	25	0	347	523
SUBTOTAL	0	3	9	12	26	75	112	221	324	313	229	148	0	2,366	3,838
<u>---IN NEED OF SUPERVISION---</u>															
HABITUAL DISOBEDIENCE	0	0	0	0	0	0	1	0	0	0	0	0	0	0	1
INCORRIGIBILITY OR UNGOVERNABILITY	0	0	1	2	1	0	20	31	38	53	22	8	0	132	308
TRUANCY	0	0	0	0	0	1	3	4	18	14	0	2	0	107	149
OFFENSES OR VIOLATIONS APP. TO JUVENILES	0	0	0	0	0	0	0	1	0	0	0	1	0	5	7
SUBTOTAL	0	0	1	2	1	1	24	36	56	67	22	11	0	244	465
FINAL TOTAL	0	3	10	14	27	76	136	257	380	380	251	159	0	2,610	4,303

\*Controlled Dangerous Substance

ADMINISTRATIVE OFFICE OF THE COURTS

REPORT OF NEW JERSEY PRIMARY AND SECONDARY LEVEL SCHOOLS ATTENDED BY JUVENILES  
CHARGED WITH ACTS OF DELINQUENCY OR IN NEED OF SUPERVISION (BY CHARGE)

CCUNTY - MCRRIS

REPORTING PERIOD - SEPTEMBER, 1977 THRU AUGUST, 1978

OFFENSE TYPE	1	2	3	4	5	6	7	8	9	10	11	12	UNG	UNK	TOTAL
<u>---DELINQUENCY---</u>															
HOMICIDE	0	0	0	0	0	0	0	1	0	0	0	0	0	0	1
FORCIBLE RAPE	0	0	0	0	0	0	0	0	1	0	1	0	0	0	2
SEX OFFENSES (OTHER THAN FORCIBLE RAPE)	0	0	0	0	0	0	0	0	1	2	1	1	1	0	6
ROBBERY	0	0	0	0	0	4	0	2	0	1	2	1	0	0	10
ATROCIOUS ASSAULT	0	0	0	0	0	0	3	1	0	5	5	1	0	0	15
OTHER ASSAULTS	1	0	0	0	2	7	6	16	28	43	48	13	0	0	164
BREAKING AND ENTERING; ENTERING ONLY	0	0	0	0	1	1	11	11	37	67	35	3	0	1	167
TRESPASSING	0	0	0	1	2	2	4	4	27	19	18	5	0	5	87
LARCENY	0	0	0	0	1	5	27	29	93	173	95	24	2	2	451
ARSON	0	0	0	0	0	1	0	3	1	1	1	0	0	0	7
FORGERY AND COUNTERFEITING	0	0	0	0	0	0	1	0	0	2	4	0	0	0	7
STOLEN PROPERTY: RECEIVING, POSSESSING...	0	0	0	0	1	1	2	1	20	27	16	3	1	2	74
MALICIOUS DAMAGE	0	0	0	2	2	7	13	24	58	79	43	9	1	4	242
WEAPONS: CARRYING, POSSESSING, ETC.	0	0	0	0	2	0	3	1	7	7	9	0	0	0	29
DISTRIBUTION, INTENT TO DISTRIBUTE COS*	0	0	0	0	0	1	1	1	5	13	7	1	1	0	30
POSSESSION OF COS*	0	0	0	1	0	0	4	15	64	143	132	57	0	5	421
GAMBLING (INCLUDING BOOKMAKING, LOTTERY)	0	0	0	0	0	0	0	0	0	0	1	2	0	0	3
MOTOR VEHICLE VIOLATIONS	0	0	0	0	1	2	2	4	33	70	34	4	0	6	156
ALL OTHER	0	0	0	2	2	6	21	21	125	127	84	22	3	8	421
SUBTOTAL	1	0	0	6	14	37	98	134	500	779	536	146	9	33	2,293
<u>---IN NEED OF SUPERVISION---</u>															
HABITUAL DISOBEDIENCE	0	0	0	0	0	0	0	0	0	1	1	0	0	0	2
INCORRIGIBILITY OR UNGOVERNABILITY	0	0	0	2	1	5	8	13	55	58	16	2	0	2	162
TRUANCY	0	0	0	0	0	1	2	8	23	14	1	1	0	0	50
OFFENSES OR VIOLATIONS APP. TO JUVENILES	0	0	0	0	0	0	2	4	37	66	54	32	0	0	235
SUBTOTAL	0	0	0	2	1	6	12	25	115	139	112	35	0	2	449
FINAL TOTAL	1	0	0	8	15	43	110	159	615	918	648	181	9	35	2,742

\*Controlled Dangerous Substance

## ADMINISTRATIVE OFFICE OF THE COURTS

REPORT OF NEW JERSEY PRIMARY AND SECONDARY LEVEL SCHOOLS ATTENDED BY JUVENILES  
CHARGED WITH ACTS OF DELINQUENCY OR IN NEED OF SUPERVISION (BY CHARGE)CCUNTY - CCEANREPORTING PERIOD - SEPTEMBER, 1977 THRU AUGUST, 1978

----- OFFENSE TYPE -----	1	2	3	4	5	6	7	8	9	10	11	12	UNG	UNK	----- TOTAL -----
<u>---DELINQUENCY---</u>															
SEX OFFENSES (OTHER THAN FORCIBLE RAPE)	0	0	0	0	0	0	0	2	1	0	0	0	0	1	4
ROBBERY	0	0	0	0	0	0	0	0	1	0	0	0	0	0	1
ATROCIOUS ASSAULT	0	0	0	0	0	0	0	3	1	0	1	0	0	8	13
OTHER ASSAULTS	1	3	4	4	0	11	14	23	32	18	20	16	0	117	263
BREAKING AND ENTERING; ENTERING ONLY	0	0	1	0	0	4	4	15	28	25	10	10	0	94	191
TRESPASSING	0	2	0	1	4	1	4	8	11	5	5	5	1	33	80
LARCENY	0	0	0	0	3	16	26	50	121	70	40	39	0	460	825
ARSON	0	0	0	0	0	0	0	1	0	1	0	0	0	12	14
FORGERY AND COUNTERFEITING	0	0	0	0	0	0	0	1	0	1	0	0	0	3	5
EMBEZZLEMENT AND FRAUD	0	0	0	0	0	0	0	0	0	0	1	1	0	8	10
STOLEN PROPERTY: RECEIVING, POSSESSING...	0	0	0	0	1	0	3	6	7	14	9	9	1	60	110
MALICIOUS DAMAGE	0	1	0	2	0	10	23	29	19	10	15	6	0	107	222
WEAPONS: CARRYING, POSSESSING, ETC.	0	0	0	0	0	1	3	0	2	3	1	3	0	18	31
DISTRIBUTION, INTENT TO DISTRIBUTE CDS*	0	0	0	0	0	0	0	0	0	0	3	1	0	2	6
POSSESSION OF CDS*	0	0	0	0	0	0	1	7	26	17	17	14	0	92	174
GAMBLING (INCLUDING BOOKMAKING, LOTTERY)	0	0	0	0	0	0	0	0	2	0	0	0	0	1	3
MOTOR VEHICLE VIOLATIONS	0	0	0	0	0	0	3	18	20	14	18	4	0	44	121
ALL OTHER	0	0	2	2	0	1	5	15	20	20	19	10	2	93	189
SUBTOTAL	1	6	7	9	8	44	86	178	291	198	159	118	4	1,153	2,262
<u>---IN NEED OF SUPERVISION---</u>															
HABITUAL DISOBEDIENCE	0	0	0	0	0	0	0	1	1	0	0	0	0	0	2
INCORRIGIBILITY OR UNGOVERNABILITY	0	0	0	0	3	4	9	31	38	24	23	7	0	46	185
TRUANCY	0	0	0	0	1	3	24	24	44	7	1	0	0	47	151
OFFENSES OR VIOLATIONS APP. TO JUVENILES	0	0	0	1	0	0	2	7	19	21	15	6	0	34	105
SUBTOTAL	0	0	0	1	4	7	35	63	102	52	39	13	0	127	443
FINAL TOTAL	1	6	7	10	12	51	121	241	393	250	198	131	4	1,280	2,705

\*Controlled Dangerous Substance

ADMINISTRATIVE OFFICE OF THE COURTS

REPORT OF NEW JERSEY PRIMARY AND SECONDARY LEVEL SCHOOLS ATTENDED BY JUVENILES  
CHARGED WITH ACTS OF DELINQUENCY OR IN NEED OF SUPERVISION (BY CHARGE)

COUNTY - PASSAIC

REPORTING PERIOD - SEPTEMBER, 1977 THRU AUGUST, 1978

OFFENSE TYPE	1	2	3	4	5	6	7	8	9	10	11	12	UNG	UNK	TOTAL
---DELINQUENCY---															
HOMICIDE	0	0	0	0	0	0	1	0	0	0	0	0	0	0	1
SEX OFFENSES (OTHER THAN FORCIBLE RAPE)	0	0	0	0	0	1	3	0	3	1	3	0	0	2	13
ROBBERY	0	0	0	0	0	0	0	1	4	5	2	2	0	6	20
ATROCIOUS ASSAULT	0	0	0	1	1	1	3	4	2	7	2	2	1	8	32
OTHER ASSAULTS	0	4	1	6	18	4	12	46	45	59	30	13	11	84	333
BREAKING AND ENTERING; ENTERING ONLY	0	0	3	6	13	14	31	63	60	54	32	3	14	72	267
TRESPASSING	0	0	0	0	1	0	4	7	12	6	4	10	0	21	65
LARCENY	0	4	8	19	23	36	61	93	116	121	72	40	19	168	780
ARSON	1	2	1	0	0	0	3	6	4	2	2	3	2	11	37
FORGERY AND COUNTERFEITING	0	0	0	0	0	21	0	0	1	1	0	0	0	0	23
EMBEZZLEMENT AND FRAUD	0	0	0	0	0	0	0	0	0	1	0	0	0	0	1
STOLEN PROPERTY: RECEIVING, POSSESSING...	0	1	1	2	1	2	5	20	17	15	13	6	4	46	134
MALICIOUS DAMAGE	0	2	5	4	4	14	11	32	27	36	19	9	7	51	221
WEAPONS: CARRYING, POSSESSING, ETC.	0	0	0	0	0	0	1	6	2	1	1	0	0	8	19
DISTRIBUTION, INTENT TO DISTRIBUTE CDS*	0	0	0	0	0	0	1	3	6	2	3	2	1	2	20
POSSESSION OF CDS*	0	0	0	0	0	1	13	28	45	72	92	85	4	37	377
MOTOR VEHICLE VIOLATIONS	0	0	0	0	0	0	7	14	15	21	26	7	3	28	121
ALL OTHER	0	1	0	4	5	9	20	45	40	57	31	29	5	65	311
SUBTOTAL	1	14	19	45	66	103	176	368	399	461	332	211	71	609	2,875
---IN NEED OF SUPERVISION---															
HABITUAL DISOBEDIENCE	0	0	0	0	0	0	0	2	2	1	1	0	0	1	7
INCORRIGIBILITY OR UNGOVERNABILITY	0	0	0	0	4	2	7	24	21	40	16	6	6	50	176
TRUANCY	5	7	9	6	14	19	56	56	127	38	0	3	2	83	425
OFFENSES OR VIOLATIONS APP. TO JUVENILES	0	0	3	2	1	5	4	8	19		9	8	1	24	101
SUBTOTAL	5	7	12	8	19	26	67	90	169	96	26	17	9	158	709
FINAL TOTAL	6	21	31	53	85	129	243	458	568	557	358	228	80	767	3,584

\*Controlled Dangerous Substance

## ADMINISTRATIVE OFFICE OF THE COURTS

REPORT OF NEW JERSEY PRIMARY AND SECONDARY LEVEL SCHOOLS ATTENDED BY JUVENILES  
CHARGED WITH ACTS OF DELINQUENCY OR IN NEED OF SUPERVISION (BY CHARGE)CCUNTY - SALEMREPORTING PERIOD - SEPTEMBER, 1977 THRU AUGUST, 1978

OFFENSE TYPE	1	2	3	4	5	6	7	8	9	10	11	12	UNG	UNK	TOTAL
<u>---DELINQUENCY---</u>															
FORCIBLE RAPE	0	0	0	0	0	0	0	0	0	0	2	0	0	1	3
SEX OFFENSES (OTHER THAN FORCIBLE RAPE)	0	0	0	0	0	0	0	0	0	1	0	0	0	0	1
ROBBERY	0	0	0	0	0	1	0	0	1	0	2	2	0	1	7
ATROCIOUS ASSAULT	0	0	0	0	0	0	0	1	0	0	2	3	0	1	7
OTHER ASSAULTS	0	0	0	0	0	0	5	8	9	5	6	5	0	8	46
BREAKING AND ENTERING; ENTERING ONLY	0	0	0	0	0	1	3	10	13	12	8	8	0	2	57
TRESPASSING	0	0	0	0	0	0	1	3	4	1	1	2	0	0	12
LARCENY	0	0	1	0	2	2	8	20	21	16	11	2	1	5	89
ARSON	0	0	0	0	0	0	0	0	0	2	0	1	0	0	3
FORGERY AND COUNTERFEITING	0	0	0	0	0	0	0	0	0	0	0	0	0	1	1
EMBEZZLEMENT AND FRAUD	0	0	0	0	0	0	0	0	0	0	2	0	0	1	3
STOLEN PROPERTY: RECEIVING, POSSESSING...	0	0	0	0	0	0	2	5	1	1	3	0	0	0	12
MALICIOUS DAMAGE	0	0	0	2	1	2	3	10	9	3	5	6	2	3	46
WEAPONS: CARRYING, POSSESSING, ETC.	0	0	0	0	0	0	1	0	2	0	1	1	0	2	7
DISTRIBUTION, INTENT TO DISTRIBUTE CDS*	0	0	0	0	0	0	0	0	1	1	0	1	0	0	3
POSSESSION OF CDS*	0	0	0	0	0	0	2	3	4	10	5	8	0	3	35
MOTOR VEHICLE VIOLATIONS	0	0	0	0	0	0	2	4	15	5	3	1	0	5	39
ALL OTHER	0	0	0	0	0	7	7	14	24	31	19	13	2	11	128
SUBTOTAL	0	0	1	2	3	13	34	78	104	92	70	53	5	44	499
<u>---IN NEED OF SUPERVISION---</u>															
INCORRIGIBILITY OR UNGOVERNABILITY	0	0	0	0	0	1	3	9	22	13	4	3	1	5	61
TRUANCY	0	0	0	0	0	1	9	14	12	3	5	3	0	8	55
OFFENSES OR VIOLATIONS APP. TO JUVENILES	0	0	0	0	0	1	1	4	3	10	3	3	0	0	25
SUBTOTAL	0	0	0	0	0	3	13	27	37	26	12	9	1	13	141
FINAL TOTAL	0	0	1	2	3	16	47	105	141	118	82	62	6	57	640

\*Controlled Dangerous Substance

ADMINISTRATIVE OFFICE OF THE COURTS  
REPORT OF NEW JERSEY PRIMARY AND SECONDARY LEVEL SCHOOLS ATTENDED BY JUVENILES  
CHARGED WITH ACTS OF DELINQUENCY OR IN NEED OF SUPERVISION (BY CHARGE)

COUNTY - SOMERSET

REPORTING PERIOD - SEPTEMBER, 1977 THRU AUGUST, 1978

OFFENSE TYPE	1	2	3	4	5	6	7	8	9	10	11	12	UNG	UNK	TOTAL
---DELINQUENCY---															
HOMICIDE	0	0	0	0	0	0	0	0	0	0	1	0	0	0	1
FORCIBLE RAPE	0	0	0	0	0	0	0	0	0	0	1	0	0	0	1
SEX OFFENSES (OTHER THAN FORCIBLE RAPE)	0	0	0	0	0	0	0	0	1	0	0	0	0	1	2
ROBBERY	0	0	0	0	0	2	0	0	0	2	2	0	0	3	9
ATROCIOUS ASSAULT	0	0	0	0	0	0	1	0	1	3	3	1	0	3	12
OTHER ASSAULTS	0	0	0	0	0	2	1	2	11	11	14	9	1	15	66
BREAKING AND ENTERING; ENTERING ONLY	0	0	0	0	2	3	9	11	44	30	31	11	2	13	156
TRESPASSING	0	0	0	0	0	1	2	6	7	4	10	0	0	11	41
LARCENY	0	0	0	0	0	3	10	13	47	32	39	12	0	24	180
ARSON	0	0	0	0	0	0	0	0	1	3	0	1	1	0	6
EXTORTION	0	0	0	0	0	0	0	2	0	0	1	0	0	0	3
STOLEN PROPERTY: RECEIVING, POSSESSING...	0	0	0	0	1	0	0	4	13	1	5	3	0	16	43
MALICIOUS DAMAGE	0	0	0	0	0	1	3	12	13	9	9	2	1	10	60
WEAPONS: CARRYING, POSSESSING, ETC.	0	0	0	0	0	0	2	0	4	3	0	0	1	4	14
DISTRIBUTION, INTENT TO DISTRIBUTE CDS*	0	0	0	0	0	0	0	1	2	0	4	2	0	2	11
POSSESSION OF CDS*	0	0	0	0	0	1	1	3	13	16	21	13	3	7	78
GAMBLING (INCLUDING BOOKMAKING, LOTTERY)	0	0	0	0	0	0	0	0	0	1	1	0	0	0	2
MOTOR VEHICLE VIOLATIONS	0	0	0	0	0	0	2	5	10	13	17	6	2	9	64
ALL OTHER	0	0	1	1	1	3	9	13	17	25	36	13	1	37	157
SUBTOTAL	0	0	1	1	4	16	40	72	184	153	195	73	12	155	906
---IN NEED OF SUPERVISION---															
HABITUAL DISOBEDIENCE	0	0	0	0	0	0	0	0	0	0	0	0	0	1	1
INCORRIGIBILITY OR UNGOVERNABILITY	0	0	0	0	0	0	1	2	4	3	1	0	0	10	21
TRUANCY	0	0	0	0	0	0	0	2	4	0	0	0	0	0	6
OFFENSES OR VIOLATIONS APP. TO JUVENILES	0	0	0	0	0	2	2	2	15	4	6	2	0	6	39
SUBTOTAL	0	0	0	0	0	2	3	6	23	7	7	2	0	17	67
FINAL TOTAL	0	0	1	1	4	18	43	78	207	160	202	75	12	172	973

\*Controlled Dangerous Substance

86-1/1

## ADMINISTRATIVE OFFICE OF THE COURTS

REPORT OF NEW JERSEY PRIMARY AND SECONDARY LEVEL SCHOOLS ATTENDED BY JUVENILES  
CHARGED WITH ACTS OF DELINQUENCY OR IN NEED OF SUPERVISION (BY CHARGE)COUNTY - SUSSEXREPORTING PERIOD - SEPTEMBER, 1977 THRU AUGUST, 1978

OFFENSE TYPE	1	2	3	4	5	6	7	8	9	10	11	12	UNG	UNK	TOTAL
<u>---DELINQUENCY---</u>															
FORCIBLE RAPE	0	0	0	0	0	0	0	0	0	1	1	0	0	0	2
SEX OFFENSES (OTHER THAN FORCIBLE RAPE)	0	0	0	0	0	0	0	0	8	1	0	2	0	0	11
ROBBERY	0	0	0	0	0	0	0	0	0	1	1	0	0	0	2
ATROCIOUS ASSAULT	0	0	0	0	0	0	0	2	0	9	2	0	0	0	13
OTHER ASSAULTS	0	0	4	3	1	5	2	3	3	19	12	4	3	1	60
BREAKING AND ENTERING; ENTERING ONLY	0	0	0	0	1	4	15	23	25	26	34	10	2	0	140
TRESPASSING	0	0	0	0	0	0	1	6	4	9	8	2	0	0	30
LARCENY	0	0	0	1	1	4	19	28	23	43	36	11	3	0	169
ARSON	0	0	0	2	1	1	0	0	2	3	0	1	0	0	10
FORGERY AND COUNTERFEITING	0	0	0	0	0	0	0	0	0	1	7	1	0	0	9
EMBEZZLEMENT AND FRAUD	0	0	0	0	0	2	0	0	0	0	7	1	0	0	10
EXTORTION	0	0	0	0	0	0	0	0	0	1	0	0	0	0	1
STOLEN PROPERTY; RECEIVING; POSSESSING...	0	0	0	0	0	1	3	3	8	4	3	1	0	0	23
MALICIOUS DAMAGE	0	0	2	4	0	5	9	12	12	9	15	4	3	1	76
WEAPONS; CARRYING, POSSESSING, ETC.	0	0	0	0	0	0	0	0	0	2	1	4	0	0	7
DISTRIBUTION, INTENT TO DISTRIBUTE CDS*	0	0	0	0	0	0	3	2	2	6	1	3	0	0	17
POSSESSION OF CDS*	0	0	0	0	0	0	0	1	13	19	21	7	1	0	62
MOTOR VEHICLE VIOLATIONS	0	0	0	0	0	1	1	16	28	29	12	2	1	0	90
ALL OTHER	0	0	3	4	1	7	11	22	42	49	31	13	1	3	187
SUBTOTAL	0	0	9	14	5	30	64	118	170	232	192	66	14	5	919
<u>---IN NEED OF SUPERVISION---</u>															
HABITUAL DISOBEDIENCE	0	0	1	0	0	1	1	1	0	1	1	0	0	0	6
INCORRIGIBILITY OR UNGOVERNABILITY	0	0	0	0	3	1	1	9	8	12	9	1	0	0	44
TRUANCY	0	0	1	0	1	3	2	4	0	8	1	0	0	0	20
OFFENSES OR VIOLATIONS APP. TO JUVENILES	0	0	0	0	0	0	1	2	2	5	6	3	0	0	19
SUBTOTAL	0	0	2	0	4	5	5	16	10	26	17	4	0	0	89
<u>FINAL TOTAL</u>	0	0	11	14	9	35	69	134	180	258	209	70	14	5	1,008

\*Controlled Dangerous Substance



ADMINISTRATIVE OFFICE OF THE COURTS  
REPORT OF NEW JERSEY PRIMARY AND SECONDARY LEVEL SCHOOLS ATTENDED BY JUVENILES  
CHARGED WITH ACTS OF DELINQUENCY OR IN NEED OF SUPERVISION (BY CHARGE)

COUNTY - UNION

REPORTING PERIOD - SEPTEMBER, 1977 THRU AUGUST, 1978

OFFENSE TYPE	1	2	3	4	5	6	7	8	9	10	11	12	UNG	UNK	TOTAL
<u>---DELINQUENCY---</u>															
HOMICIDE	1	0	0	0	0	0	0	3	3	0	0	2	0	0	2
FORCIBLE RAPE	3	0	0	0	0	0	0	0	1	0	1	0	0	0	2
SEX OFFENSES (OTHER THAN FORCIBLE RAPE)	0	0	0	4	0	0	0	1	3	0	1	2	0	0	11
ROBBERY	0	0	4	0	0	0	1	4	14	10	12	9	0	1	55
MALICIOUS ASSAULT	0	1	0	0	0	3	3	2	16	16	11	9	0	6	67
OTHER ASSAULTS	0	0	1	2	10	13	27	59	71	56	74	50	10	15	388
BREAKING AND ENTERING; ENTERING ONLY	0	0	1	2	11	12	20	52	44	47	60	31	4	14	298
TRESPASSING	0	0	2	0	1	4	5	17	43	25	29	10	0	18	154
LARCENY	0	3	9	9	30	22	35	76	10	58	71	57	6	36	552
PERSON	0	0	0	0	2	0	2	2	3	7	3	6	0	1	26
FORGERY AND COUNTERFEITING	0	0	0	0	0	0	0	0	0	3	0	0	0	0	3
EMBEZZLEMENT AND FRAUD	0	0	0	0	0	0	0	1	0	0	5	2	0	1	15
EXTORTION	0	0	0	0	0	0	2	2	2	0	0	1	0	0	7
STOLEN PROPERTY: RECEIVING, POSSESSING...	0	1	1	2	4	9	7	18	33	36	26	18	4	19	178
MALICIOUS DAMAGE	0	3	4	6	8	14	19	35	58	28	34	12	1	4	228
WEAPONS: CARRYING, POSSESSING, ETC.	0	0	0	0	0	1	1	1	12	2	3	4	0	3	27
DISTRIBUTION, INTENT TO DISTRIBUTE CDS*	0	0	0	0	0	0	0	1	2	5	3	4	0	1	16
POSSESSION OF CDS*	0	0	0	0	1	1	2	17	67	68	105	99	0	9	369
GAMBLING (INCLUDING BOOKMAKING, LOTTERY)	0	0	0	0	0	0	2	2	2	9	6	7	0	0	28
MOTOR VEHICLE VIOLATIONS	0	0	0	0	0	0	4	17	33	64	50	3	0	7	178
ALL OTHER	0	2	2	4	7	17	16	54	100	86	115	101	2	28	534
SUBTOTAL	0	10	24	31	64	96	146	361	620	560	609	427	27	163	3,138
<u>---IN NEED OF SUPERVISION---</u>															
INCORRIGIBILITY OR UNGOVERNABILITY	0	0	1	5	3	6	21	38	76	54	40	20	0	11	275
TRUANCY	3	1	0	0	1	6	7	26	36	5	1	0	0	10	96
OFFENSES OR VIOLATIONS APP. TO JUVENILES	0	0	0	0	0	0	0	0	0	1	1	0	0	0	2
SUBTOTAL	3	1	1	5	4	12	28	64	112	60	42	20	0	21	373
FINAL TOTAL	3	11	25	36	68	108	174	425	732	620	651	447	27	184	3,511

\*Controlled Dangerous Substance

J/K-40

## ADMINISTRATIVE OFFICE OF THE COURTS

REPORT OF NEW JERSEY PRIMARY AND SECONDARY LEVEL SCHOOLS ATTENDED BY JUVENILES  
CHARGED WITH ACTS OF DELINQUENCY OR IN NEED OF SUPERVISION (BY CHARGE)

COUNTY - WARREN

REPORTING PERIOD - SEPTEMBER, 1977 THRU AUGUST, 1978

OFFENSE TYPE	1	2	3	4	5	6	7	8	9	10	11	12	UNG	UNK	TOTAL
<u>---DELINQUENCY---</u>															
SEX OFFENSES (OTHER THAN FORCIBLE RAPE)	0	0	0	0	0	0	1	2	1	0	0	0	0	0	4
ATROCIOUS ASSAULT	0	0	0	0	0	0	2	3	0	2	0	1	1	0	9
OTHER ASSAULTS	0	0	0	1	0	2	3	9	7	10	4	1	1	0	38
BREAKING AND ENTERING; ENTERING ONLY	0	0	0	0	0	2	10	17	14	34	30	7	9	2	125
TRESPASSING	0	0	0	0	1	1	3	3	6	11	6	3	0	0	34
LARCENY	0	0	0	1	1	5	16	19	31	59	35	13	8	1	189
ARSON	0	0	0	0	2	0	2	1	2	1	0	0	0	0	8
FORGERY AND COUNTERFEITING	0	0	0	0	0	0	1	0	2	0	0	0	0	0	3
EMBEZZLEMENT AND FRAUD	0	0	0	0	0	0	0	1	1	0	0	0	0	0	2
STOLEN PROPERTY: RECEIVING, POSSESSING...	0	0	0	0	0	0	1	1	4	13	5	1	0	0	25
MALICIOUS DAMAGE	0	1	0	2	1	4	16	11	6	14	2	0	2	2	61
WEAPONS: CARRYING, POSSESSING, ETC.	0	0	0	0	0	0	0	0	1	2	0	2	0	0	5
DISTRIBUTION, INTENT TO DISTRIBUTE CDS*	0	0	0	0	0	0	0	0	0	1	1	0	0	0	2
POSSESSION OF CDS*	0	0	0	0	0	0	1	4	3	16	16	10	3	1	54
MOTOR VEHICLE VIOLATIONS	0	0	0	0	0	3	17	5	14	43	13	7	0	0	102
ALL OTHER	1	0	1	1	6	0	30	32	47	42	35	12	4	2	213
SUBTOTAL	1	1	1	5	11	17	103	108	139	248	147	57	28	8	874
<u>---IN NEED OF SUPERVISION---</u>															
HABITUAL DISOBEDIENCE	0	0	0	0	0	0	1	2	2	5	3	0	0	0	13
INCORRIGIBILITY OR UNGOVERNABILITY	0	0	1	0	0	1	2	7	14	17	4	1	3	0	50
TRUANCY	0	0	0	0	1	0	2	4	8	18	1	0	1	0	35
OFFENSES OR VIOLATIONS APP. TO JUVENILES	0	0	0	0	0	1	2	4	8	13	4	1	1	0	34
SUBTOTAL	0	0	1	0	1	2	7	17	32	53	12	2	5	0	132
FINAL TOTAL	1	1	2	5	12	19	110	125	171	301	159	59	33	8	1,006

\*Controlled Dangerous Substance

JUDGES OF THE COUNTY DISTRICT COURTS

ATLANTIC COUNTY

Herbert S. Jacobs, Presiding Judge (*also temporarily assigned Presiding Judge of the Juvenile & Domestic Relations Court*); deceased 7/8/78

BERGEN COUNTY

Frederick W. Kuechenmeister, Presiding Judge

David B. Follender

Paul R. Huot

Gerald E. Monaghan

Kevin M. O'Halloran

Arthur L. Troast

CAMDEN COUNTY

Rudolph J. Rossetti, Presiding Judge (until 9/20/77)  
(*temporarily assigned Presiding Judge 9/21/77-1/2/78*)

Edward F. Menneti (effective 9/30/77 until 6/12/78);  
Presiding Judge (1/3/78-6/12/78);  
(*temporarily assigned Presiding Judge 6/13/78-9/10/78*)

Richard S. Hyland (effective 8/25/78)

Barry M. Weinberg (until 9/19/77)

ESSEX COUNTY

Nicholas Albano, Jr., Presiding Judge

David S. Baime (effective 6/30/78)

John J. Dios

Herbert S. Glickman (effective 6/23/78)

Judges of the County District Courts, continued

HUDSON COUNTY

John J. McCole, Presiding Judge

Eugene P. Kenny

Henry B. McFarland

Mortimer Neuman (retired and temporarily assigned  
on recall)

MIDDLESEX COUNTY

Robert T. Quackenboss, Presiding Judge

C. Judson Hamlin (effective 2/1/78)

John P. Kozak (until 12/1/77)

John S. Kuhlthau

Edward J. Seaman

MONMOUTH COUNTY

George A. Gray, Presiding Judge

Walter H. Gehricke

PASSAIC COUNTY

Sidney H. Reiss, Presiding Judge

Herbert S. Alterman

Joseph L. Conn

Nicholas G. Mandak

Judges of the County District Courts, continued

UNION COUNTY

James M. Cawley, Presiding Judge (retired 6/1/78)  
(temporarily assigned on recall  
6/12/78-7/14/78)

Lawrence Weiss, Presiding Judge (effective 6/1/78)

Edward W. Beglin, Jr.

John J. Callahan

Harvey Halberstadter (effective 6/1/78)

County Court Judges Hearing  
District Court Matters

BURLINGTON COUNTY

Harold B. Wells III, Presiding Judge

Herman Belopolsky (until 10/4/77)

Dominick J. Ferrelli

Paul R. Kramer

Anthony P. Tunney, Jr. (effective 3/1/78)

CAPE MAY COUNTY

Nathan C. Staller, Presiding Judge

James A. O'Neill

CUMBERLAND COUNTY

Edward S. Miller, Presiding Judge

Steven Z. Kleiner

Paul R. Porreca

Frank J. Testa

Judges of the County District Courts;  
County Court Judges Hearing District Court Matters, continued

GLOUCESTER COUNTY

Paul F. Cunard, Presiding Judge  
Ernest L. Alvino  
Samuel H. Bullock (effective 4/21/78)  
Samuel G. DeSimone  
Robert E. Francis (effective 4/21/78)  
Milton L. Silver

HUNTERDON COUNTY

Thomas J. Beetel, Presiding Judge (until 3/31/78)  
William M. D'Annunzio (effective 8/7/78)  
A. Warren Herrigel

MERCER COUNTY

Daniel A. O'Donnell, Presiding Judge  
Richard J. S. Barlow, Jr.  
Clifton C. Bennett (retired 11/1/77)  
Hervey S. Moore, Jr.  
J. Wilson Noden  
Theodore T. Tams, Jr.

MORRIS COUNTY

Kenneth C. MacKenzie, Presiding Judge  
Charles M. Egan, Jr.  
Jacques H. Gascoyne

Judges of the County District Courts;  
County Court Judges Hearing District Court Matters;  
Morris County, continued

George P. Helfrich

Reginald Stanton

Arnold M. Stein

OCEAN COUNTY

James M. Havey, Presiding Judge (until 11/29/77)

Harold Kaplan, Presiding Judge (effective 11/30/77)

Mark Addison

Robert H. Doherty, Jr.

Harold C. White (effective 11/29/77)

Henry H. Wiley

SALEM COUNTY

Norman Telsey, Presiding Judge

George Farrell III (effective 1/20/78)

SOMERSET COUNTY

David G. Lucas, Presiding Judge

Robert E. Gaynor

Michael R. Imbriani

B. Thomas Leahy

Judges of the County District Courts;  
County Court Judges Hearing District Court Matters

SUSSEX COUNTY

Frederic G. Weber, Presiding Judge (until 9/22/77)

James E. Quinn, Presiding Judge (effective 9/23/77)

WARREN COUNTY

Martin Bry-Nildsen, Presiding Judge (until 3/31/78;  
and reappointed effective 4/18/78)

Paul Aaroe



PROCEEDINGS IN THE COUNTY DISTRICT COURTS

CIVIL MATTERS

FROM SEPTEMBER 1, 1977 TO AUGUST 31, 1978

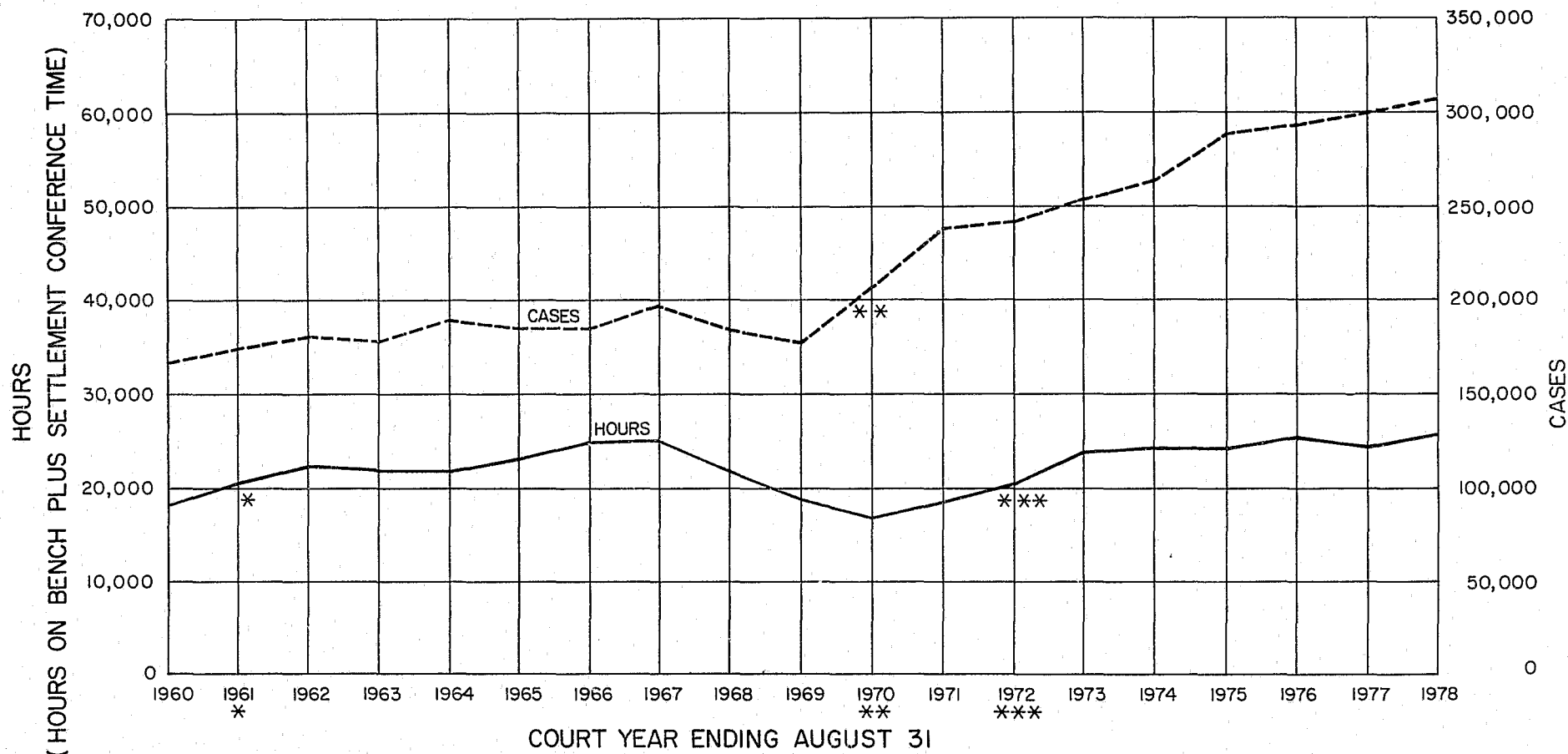
COUNTY	MOTIONS		SETTLED BEFORE TRIAL	TRIALS COMMENCED		* OUTCOME OF TRIALS COMMENCED			HOURS IN CONDUCT OF COURT			TOTAL HOURS 1 YEAR AGO
	CONTESTED	UN- CONTESTED		JURY	NON-JURY	SETTLED DURING TRIAL	TRIED TO CONCLUSION	MISTRIAL	SETTLEMENT CONFERENCE HOURS	**HOURS ON BENCH	TOTAL HOURS	
ATLANTIC**	499	198	464	8	1,295	55	1,231		76.6	610.1	686.7	406.1
BERGEN**	778	1,241	636	33	10,014	36	9,975	4	174.9	3,661.3	3,836.2	4,043.4
BURLINGTON	260	550	93	6	3,775	6	3,763		74.6	612.7	687.3	442.9
CAMDEN	1,201	1,306	62	5	3,578	9	3,572		38.6	1,360.5	1,399.1	1,068.7
CAPE MAY	170	552	12	1	99	2	99	2	5.4	163.4	168.8	162.5
CUMBERLAND	276	1,022	31	5	1,752	1	1,752		22.3	310.3	332.6	427.0
ESSEX	1,070	1,101	56	89	9,794	177	9,638	6	41.7	3,603.4	3,645.1	3,669.0
GLOUCESTER	67	138	3		399	4	381	13	2.0	284.4	286.4	284.3
HUDSON**	468	394	314	35	13,034	1,164	11,870		141.3	2,828.6	2,969.9	3,128.9
HUNTERDON	16	10	32	5	439	2	435	1	6.0	183.2	189.2	101.1
MERCER	267	470	20	14	1,054	6	1,038	2	12.7	778.2	790.9	845.6
MIDDLESEX	351	325	424	15	7,652	7	7,644		237.3	1,798.4	2,035.7	2,156.2
MONMOUTH	341	45	492	4	1,516	17	1,502		223.0	1,090.9	1,313.9	1,315.5
MORRIS	146	231	42	8	1,702	12	1,685		27.9	959.2	987.1	899.5
OCEAN	98	248	511	3	1,697	3	1,689		85.3	557.1	642.4	515.4
PASSAIC	497	895	987	41	8,261	45	8,146	2	146.1	1,957.4	2,103.5	1,640.2
SALEM	58	436	7	1	173	5	167		3.3	110.7	114.0	84.8
SOMERSET	143	28	20	10	913	3	904		15.8	611.3	627.1	512.6
SUSSEX	55	66	24	6	536	8	531		13.6	189.2	202.8	228.9
UNION	393	326	300	18	3,412	57	3,325	6	120.9	2,362.5	2,483.4	2,343.7
WARREN**	15	21			240		240		.0	226.3	226.3	253.1
*****												
TOTALS	7,169	9,603	4,530	307	71,335	1,619	69,587	36	1,469.3	24,259.1	25,728.4	----
*****												
TOTAL 1 YEAR AGO	7,043	10,644	4,037	410	63,481	1,093	61,923	20	1,614.8	22,914.6	----	24,529.4
*****												

\* Does not include trials continued from one week to another.

\*\* The "Hours" data for the County District Court includes hours on bench hearing traffic and minor criminal matters in concurrent jurisdiction with the Municipal Courts as follows: Atlantic -- 1.0, Bergen -- 736.8, Hudson -- 536.7, and Warren -- 136.4 for a total of 1,410.9 hours.

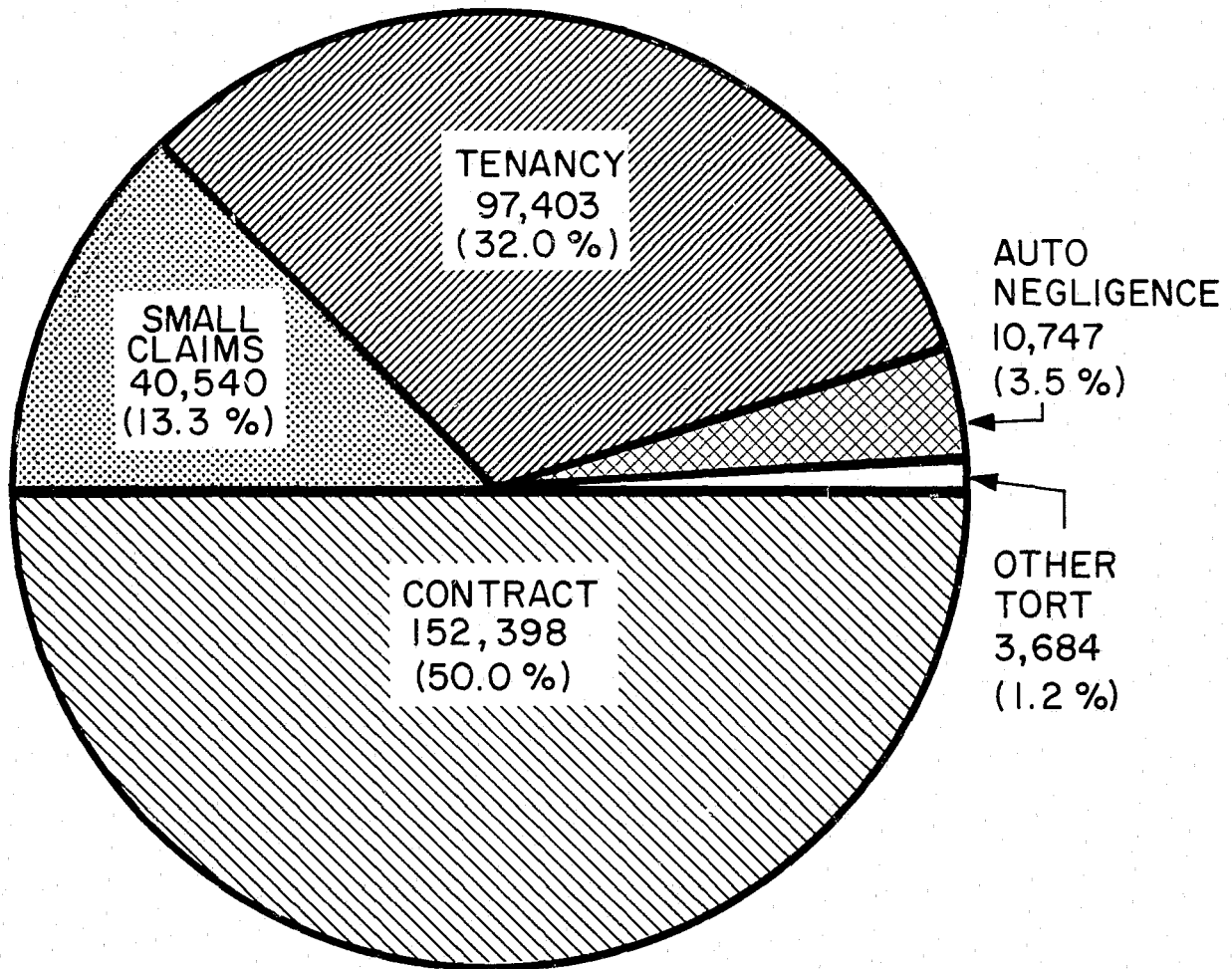
Source: Weekly reports of the Judges.

# COUNTY DISTRICT COURTS HOURS IN COURT COMPARED WITH CIVIL CASES DISPOSED OF



\* COURT HOURS EXTENDED IN ALL COUNTIES COMMENCING MARCH 1961.  
 \*\* BECAUSE OF A CHANGE IN THE REPORTING SYSTEM EFFECTIVE SEPTEMBER 1, 1969 DISPOSITIONS INCLUDE MANY  
 DEFAULT JUDGMENTS AND INACTIVE COMPLAINTS REMOVED FROM THE CALENDAR.  
 \*\*\* COURT HOURS EXTENDED IN ALL COUNTIES COMMENCING JANUARY 31, 1972 AND CONTINUED TO DATE.

COUNTY DISTRICT COURTS  
TYPES OF COMPLAINTS FILED  
1977-78



TOTAL COMPLAINTS FILED = 304,772

COUNTY DISTRICT COURTS  
COMPLAINTS ADDED, DISPOSED OF AND PENDING  
September 1, 1977 to August 31, 1978

Atlantic to Hunterdon

	Atlantic	Bergen	Burlington	Camden	Cape May	Cumberland	Essex	Gloucester	Hudson	Hunterdon
Complaints Pending September 1, 1977										
Auto Negligence	98	543	147	325	15	73	925	127	666	37
Other Tort	61	154	105	20	3	21	202	17	208	11
Contract	958	3,849	1,683	2,770	215	510	3,472	1,329	3,117	422
Small Claims, including Auto	124	775	449	1,146	123	108	333	255	293	159
Tenancy	145	271	129	423	14	59	1,350	73	173	6
TOTAL	1,386	5,592	2,513	* 4,686	370	771	6,362	* 1,801	4,457	635
New Complaints Filed, including complaints transferred from other courts or counties										
Auto Negligence	189	1,369	293	304	54	153	2,157	191	1,393	52
Other Tort	74	590	181	11	14	88	563	27	370	16
Contract	4,607	16,357	6,774	9,522	1,282	2,596	24,482	3,145	11,544	1,195
Small Claims, including Auto	1,667	6,020	1,660	2,326	590	1,836	4,386	932	2,552	661
Tenancy	2,627	5,043	2,620	5,699	165	1,032	32,365	1,361	13,377	112
TOTAL	9,164	29,379	11,528	17,862	2,105	5,705	63,953	5,656	29,236	2,036
Inactive Complaints Restored										
Auto Negligence	5	207	9	0	11	18	533	16	304	5
Other Tort	2	78	2	0	3	2	207	4	107	5
Contract	24	287	17	6	107	290	807	131	229	32
Small Claims, including Auto	0	186	0	0	8	123	0	2	34	1
Tenancy	0	0	0	0	0	13	0	0	0	0
TOTAL	31	758	28	6	129	446	1,547	153	674	43
Total Complaints Added										
Auto Negligence	194	1,576	302	304	65	171	2,690	207	1,697	57
Other Tort	76	668	183	11	17	90	770	31	477	21
Contract	4,631	16,644	6,791	9,528	1,389	2,886	25,289	3,276	11,773	1,227
Small Claims, including Auto	1,667	6,206	1,660	2,326	598	1,959	4,386	934	2,586	662
Tenancy	2,627	5,043	2,620	5,699	165	1,045	32,365	1,361	13,377	112
TOTAL	9,195	30,137	11,556	17,868	2,234	6,151	65,500	5,809	29,910	2,079
Total Calendar for 1977-78										
Auto Negligence	292	2,119	449	629	80	244	3,615	334	2,363	94
Other Tort	137	822	288	31	20	111	1,052	48	685	32
Contract	5,589	20,493	8,474	12,298	1,604	3,396	28,761	4,605	14,890	1,649
Small Claims, including Auto	1,791	6,981	2,109	3,474	721	2,067	4,719	1,189	2,879	821
Tenancy	2,772	5,314	2,749	6,122	179	1,104	33,715	1,434	13,550	118
TOTAL	10,581	35,729	14,069	22,554	2,604	6,922	71,862	7,610	34,367	2,714
Complaints Disposed of										
Auto Negligence	229	1,541	310	407	62	184	3,024	192	1,774	59
Other Tort	100	593	218	28	14	78	878	31	505	23
Contract	4,790	16,125	6,711	9,838	1,351	2,852	25,242	3,280	11,832	1,193
Small Claims, including Auto	1,698	5,875	1,432	2,447	561	1,939	4,569	941	2,525	640
Tenancy	2,710	4,959	2,530	6,033	159	1,048	32,263	1,350	12,955	108
TOTAL	9,527	29,093	11,201	18,753	2,147	6,101	65,976	5,794	29,591	2,023
Complaints Pending August 31, 1978										
Auto Negligence	63	578	139	222	18	60	591	142	589	35
Other Tort	37	229	70	3	6	33	174	17	180	9
Contract	799	4,368	1,763	2,460	253	544	3,519	1,325	3,058	456
Small Claims, including Auto	93	1,106	677	1,027	160	128	150	248	354	181
Tenancy	62	355	219	89	20	56	1,452	84	595	10
TOTAL	1,054	6,636	2,868	3,801	457	821	5,886	1,816	4,776	691

\* Data differs from cases pending August 31, 1977 as reported in 1976-77 Annual Report because of recounts by the counties resulting from their periodic physical inventories and the discovery of other reporting errors by the counties during the course of the year.

\*\* As reported in the 1976-77 Annual Report. Subsequent recounts amounted to +229 cases pending as of 8/31/77.

SOURCE: Monthly Reports of the Clerks of the County District Courts.

COUNTY DISTRICT COURTS  
COMPLAINTS ADDED, DISPOSED OF AND PENDING  
September 1, 1977 to August 31, 1978

Mercer to Warren

Mercer	Middlesex	Morrmouth	Morris	Ocean	Passaic	Salem	Somerset	Sussex	Union 1/	Warren 1/	State Totals	Total 1 Year Ago
147 42 1,401 439 165  2,194	551 179 1,445 290 300  2,765	338 165 2,454 243 144  3,344	56 14 1,267 169 24  1,530	88 84 1,681 615 97  2,565	339 84 1,834 361 94  2,712	13 12 149 42 15  231	79 22 470 7 9  587	17 22 383 185 14  621	346 86 3,193 0 174  3,799	14 8 147 0 2  171	4,944 1,600 32,749 6,118 3,681  *49,092	4,305 1,518 30,990 5,300 2,741  44,854
291 73 6,403 2,114 5,460  14,341	840 483 10,972 2,244 8,486  23,025	467 116 10,159 3,166 3,351  17,259	368 100 6,885 2,089 1,646  11,088	223 237 6,447 2,446 1,502  10,855	872 365 9,650 2,723 6,271  19,881	31 11 685 942 272  1,941	215 66 3,379 1,152 1,139  5,951	72 47 1,935 1,034 415  3,503	1,164 214 12,920 0 4,007  18,305	49 38 1,459 0 453  1,999	10,747 3,684 152,398 40,540 97,403  304,772	11,767 3,370 147,431 38,663 89,443  290,674
65 7 62 9 1  144	182 90 264 7 1  544	90 31 1,944 0 0  2,065	4 0 25 0 0  29	35 32 191 22 0  280	352 129 4,454 100 72  5,107	13 6 112 115 0  246	40 16 106 4 0  166	0 2 4 15 0  21	206 53 427 0 0  686	0 0 10 0 0  10	2,095 776 9,520 625 87  13,113	2,332 818 8,730 486 17  12,383
356 80 6,465 2,123 5,461  14,485	1,022 573 11,236 2,251 8,487  23,569	557 147 12,103 3,166 3,351  19,324	372 100 6,910 2,089 1,646  11,117	258 269 6,638 2,468 1,502  11,135	1,224 494 14,104 2,823 6,343  24,988	44 17 797 1,057 272  2,187	255 82 3,485 1,156 1,139  6,117	72 49 1,939 1,049 415  3,524	1,370 267 13,347 0 4,007  18,991	49 38 1,469 0 453  2,009	12,842 4,460 161,927 41,166 97,490  317,885	14,099 4,188 156,161 39,149 89,460  303,057
503 122 7,866 2,562 5,626  16,679	1,573 752 12,681 2,541 8,787  26,334	895 312 14,557 3,409 3,495  22,668	428 114 8,177 2,258 1,670  12,647	346 353 8,319 3,083 1,599  13,700	1,563 578 15,938 3,184 6,437  27,700	57 29 946 1,099 287  2,418	334 104 3,955 1,163 1,148  6,704	89 71 2,322 1,234 429  4,145	1,716 353 16,540 0 4,181  22,790	63 46 1,616 0 455  2,180	17,786 6,060 194,676 47,284 101,171  366,977	18,404 5,706 187,151 44,449 92,201  347,911
398 86 6,238 2,145 5,540  14,407	843 408 11,092 2,154 8,295  22,792	474 185 11,180 3,169 3,302  18,310	389 100 7,019 2,051 1,598  11,157	253 268 6,491 2,463 1,503  10,978	1,311 442 14,063 2,757 6,382  24,955	49 24 813 1,029 269  2,184	259 72 3,375 1,122 1,109  5,937	65 56 1,827 1,018 412  3,378	1,372 294 13,284 0 4,043  18,993	57 31 1,426 0 452  1,966	13,252 4,434 160,022 40,535 97,020  315,263	13,429 4,109 154,675 38,320 88,515  299,048
105 36 1,628 417 86  2,272	730 344 1,589 387 492  3,542	421 127 3,377 240 193  4,358	39 14 1,158 207 72  1,490	93 85 1,828 620 96  2,722	252 136 1,875 427 55  2,745	5 5 133 70 18  234	75 32 580 41 39  767	24 15 495 216 17  767	344 59 3,256 0 138  3,797	6 15 190 0 3  214	4,534 1,626 38,654 6,749 4,151  51,714	4,975 1,597 32,476 6,129 3,686  **48,863

1/ Union and Warren Counties do not have small claims divisions of the district court.

COUNTY DISTRICT COURTS

STATUS AND AGES OF ACTIVE COMPLAINTS PENDING AS OF AUGUST 31, 1978

Atlantic to Rutherford

	Atlantic	Bergen	Burlington	Camden	Cape May	Cumberland	Essex	Gloucester	Hudson	Rutherford
<b>JURY</b>										
Under 6 Months										
Auto Negligence	10	148	6	14	1	7	105	9	70	4
Other Tort	15	49	1	0	1	2	34	10	34	1
Contract	1	122	15	3	1	4	94	1	40	11
Small Claims, including Auto	0	0	0	0	0	1	4	0	0	0
Tenancy	0	0	0	0	1	0	0	0	0	0
TOTAL	31	319	22	17	10	14	237	17	148	17
6 to 12 Months										
Auto Negligence	8	65	4	35	1	2	80	6	46	7
Other Tort	8	28	3	0	0	3	34	3	24	1
Contract	13	62	12	10	1	7	77	14	20	4
Small Claims, including Auto	0	0	0	0	0	0	0	1	0	0
Tenancy	0	0	0	0	0	0	0	0	0	0
TOTAL	28	155	25	45	4	8	191	23	90	12
1+ to 1-1/2 Years										
Auto Negligence	2	18	0	14	0	0	28	11	0	1
Other Tort	2	6	0	0	0	0	10	3	0	0
Contract	21	4	2	5	2	0	11	3	1	2
Small Claims, including Auto	0	0	0	0	0	0	0	1	0	0
Tenancy	0	0	0	0	0	0	0	0	0	0
TOTAL	32	28	2	19	2	0	49	23	1	3
1-1/2 to 2 Years										
Auto Negligence	3	0	0	5	0	0	15	2	0	0
Other Tort	0	0	0	0	0	0	3	2	0	0
Contract	1	0	0	4	0	0	6	3	0	0
Small Claims, including Auto	0	0	0	0	0	0	0	0	0	0
Tenancy	0	0	0	0	0	0	0	0	0	0
TOTAL	4	0	0	9	0	0	24	11	0	0
Over 2 Years										
Auto Negligence	4	0	0	1	0	0	11	14	0	0
Other Tort	0	0	0	0	0	0	2	1	0	0
Contract	2	0	0	1	0	0	3	11	0	0
Small Claims, including Auto	0	0	0	0	0	0	0	0	0	0
Tenancy	0	0	0	0	0	0	0	0	0	0
TOTAL	6	0	0	2	0	0	16	26	0	0
Total Jury Cases Pending										
Auto Negligence	33	231	10	69	2	9	239	42	116	12
Other Tort	15	83	6	0	1	5	83	7	62	3
Contract	52	188	33	23	12	7	191	48	61	17
Small Claims, including Auto	1	0	0	0	0	1	4	3	0	0
Tenancy	0	0	0	0	1	0	0	0	0	0
TOTAL	101	502	49	92	16	22	517	100	239	32
<b>NON-JURY</b>										
Under 6 Months										
Auto Negligence	22	311	120	46	10	44	268	66	423	13
Other Tort	18	136	57	2	4	21	72	7	104	3
Contract	635	3,928	1,681	1,136	188	522	2,856	936	2,847	282
Small Claims, including Auto	87	1,106	677	532	152	124	144	211	354	144
Tenancy	62	352	219	89	18	55	1,452	80	595	8
TOTAL	824	5,836	2,754	1,805	379	766	4,792	1,300	4,323	450
6 to 12 Months										
Auto Negligence	5	36	9	70	5	6	40	16	50	6
Other Tort	1	9	7	1	0	6	10	2	13	2
Contract	95	248	44	819	44	11	301	245	150	133
Small Claims, including Auto	5	0	0	198	1	3	1	34	0	35
Tenancy	0	0	0	0	1	0	0	4	0	2
TOTAL	106	293	60	1,088	51	27	352	301	213	178
1+ to 1-1/2 Years										
Auto Negligence	2	0	0	22	1	1	15	7	0	3
Other Tort	3	1	0	0	0	0	6	1	1	1
Contract	8	4	5	274	5	3	66	60	0	23
Small Claims, including Auto	0	0	0	206	0	0	1	0	0	2
Tenancy	0	0	0	0	0	0	0	0	0	0
TOTAL	13	5	5	502	6	5	88	68	1	29
1-1/2 to 2 Years										
Auto Negligence	1	0	0	12	0	0	9	6	0	1
Other Tort	0	0	0	0	1	0	1	0	0	0
Contract	8	0	0	187	1	1	22	27	0	0
Small Claims, including Auto	0	0	0	65	0	0	0	0	0	0
Tenancy	0	0	0	0	0	0	0	0	0	0
TOTAL	9	0	0	264	2	1	32	33	0	1
Over 2 Years										
Auto Negligence	0	0	0	3	0	0	20	5	0	0
Other Tort	0	0	0	0	0	0	2	0	0	0
Contract	1	0	0	21	3	0	83	9	0	1
Small Claims, including Auto	0	0	0	6	0	0	0	0	0	0
Tenancy	0	0	0	0	0	0	0	0	0	0
TOTAL	1	0	0	30	3	0	105	14	0	1
Total Non-Jury Cases Pending										
Auto Negligence	30	347	129	153	16	51	352	100	473	23
Other Tort	22	146	64	3	5	28	91	10	118	6
Contract	747	4,180	1,730	2,437	241	537	3,328	1,277	2,997	439
Small Claims, including Auto	122	1,106	677	1,027	160	127	245	245	354	181
Tenancy	62	352	219	89	19	56	1,452	84	595	10
TOTAL	953	6,134	2,819	3,709	441	799	5,369	1,716	4,537	659
<b>TOTAL COMPLAINTS PENDING August 31, 1978</b>										
Auto Negligence	63	578	139	222	18	60	591	142	589	35
Other Tort	37	223	70	3	6	33	174	17	180	9
Contract	799	4,368	1,763	2,460	253	544	3,519	1,325	3,058	446
Small Claims, including Auto	93	1,106	677	1,027	160	128	245	245	354	181
Tenancy	62	355	219	89	20	56	1,452	84	595	10
TOTAL	1,054	6,636	2,868	3,801	457	821	5,886	1,816	4,776	691
<b>TOTAL OVER 6 MONTHS OLD</b>	<b>199</b>	<b>481</b>	<b>92</b>	<b>1,979</b>	<b>68</b>	<b>41</b>	<b>857</b>	<b>499</b>	<b>305</b>	<b>224</b>
<b>PERCENT OVER 6 MONTHS OLD</b>	<b>19%</b>	<b>7%</b>	<b>3%</b>	<b>52%</b>	<b>15%</b>	<b>5%</b>	<b>15%</b>	<b>27%</b>	<b>6%</b>	<b>32%</b>

\*\* As reported in the 1976-77 Annual Report. Subsequent recounts amounted to +229 cases pending as of 8/31/77.

SOURCE: Monthly Reports of the Clerks of the County District Courts.

COUNTY DISTRICT COURTS  
STATUS AND AGES OF ACTIVE COMPLAINTS PENDING AS OF AUGUST 31, 1978

Mercer to Warren												STATE TOTALS	**Total 1 Year Ago
Mercer	Middlesex	Monmouth	Morris	Ocean	Passaic	Salem	Somerset	Sussex	Union	Warren			
21 6 8 1 0 36	61 49 57 0 0 167	16 10 51 0 0 77	10 5 27 2 0 44	15 14 19 0 0 48	52 32 39 4 0 127	0 0 1 0 0 1	23 9 25 0 0 57	5 2 13 0 0 20	52 18 37 0 0 107	1 4 2 0 0 7	629 281 598 14 1 1,523	883 276 546 15 0 1,720	
5 4 4 0 0 13	9 4 18 0 0 31	9 31 0 0 49	0 22 4 0 0 6	1 4 1 0 0 6	0 0 0 0 0 0	0 0 2 0 0 2	8 1 8 0 0 17	3 2 8 0 0 13	1 0 0 0 0 1	0 0 2 0 0 2	290 128 302 1 0 721	386 146 329 2 0 863	
3 0 1 0 0 4	0 0 0 0 0 0	8 30 0 0 0 46	0 0 0 0 0 0	0 0 0 0 0 0	0 0 0 0 0 0	1 0 0 0 0 1	0 0 0 0 0 0	2 1 0 0 0 3	0 0 0 0 0 0	0 0 0 0 0 0	95 30 87 1 0 213	133 34 64 0 0 231	
0 0 0 0 0 0	0 0 0 0 0 0	3 1 3 0 0 7	0 0 0 0 0 0	0 0 0 0 0 0	0 0 0 0 0 0	0 1 0 0 0 1	0 0 0 0 0 0	1 3 10 0 0 14	0 0 0 0 0 0	0 0 0 0 0 0	29 9 32 0 0 70	48 5 21 0 0 74	
0 0 0 0 0 0	1 0 0 0 0 1	0 0 2 0 0 3	0 0 0 0 0 0	0 0 0 0 0 0	0 0 0 0 0 0	0 0 0 0 0 0	0 0 0 0 0 0	0 0 0 0 0 0	0 0 0 0 0 0	0 0 0 0 0 0	31 4 19 0 0 54	33 12 20 0 0 65	
29 10 13 1 0 53	71 53 75 0 0 199	36 29 117 0 0 182	10 7 31 2 0 50	16 15 23 0 0 54	52 32 39 4 0 127	1 1 3 0 0 5	31 10 33 0 0 74	11 8 31 0 0 50	53 18 37 0 0 108	1 4 4 0 0 9	1,074 452 1,038 16 1 2,581	1,483 473 980 17 0 2,953	
59 21 1,511 316 86 1,993	413 199 1,137 387 492 2,628	375 91 3,115 240 193 4,014	24 6 1,107 205 72 1,414	62 63 1,585 516 96 2,322	200 104 1,836 423 55 2,618	7 4 123 70 18 222	43 21 514 41 39 658	10 4 360 214 17 605	268 30 3,020 0 138 3,456	1 9 179 0 3 192	2,785 976 29,498 5,950 4,142 43,351	2,705 860 26,610 5,263 3,680 39,118	
10 5 72 75 0 162	241 87 338 0 0 666	9 7 128 0 0 144	5 1 20 0 0 26	15 7 220 104 0 346	0 0 0 0 0 0	0 0 2 0 0 2	1 1 33 0 0 35	2 3 90 2 0 97	22 11 199 0 0 232	2 2 7 0 0 11	550 175 3,199 458 8 4,390	604 178 3,680 634 6 5,102	
7 0 32 25 0 64	5 5 38 0 0 48	0 0 9 0 0 9	0 0 0 0 0 0	0 0 0 0 0 0	0 0 0 0 0 0	0 2 0 0 0 2	0 0 0 0 0 0	1 0 12 0 0 13	1 0 0 0 0 1	2 0 0 0 0 2	67 19 541 234 0 861	107 42 1,007 144 0 1,300	
0 0 0 0 0 0	0 1 0 0 0 1	1 6 0 0 0 7	0 0 0 0 0 0	0 0 0 0 0 0	0 0 0 0 0 0	0 3 0 0 0 3	0 0 0 0 0 0	0 0 0 0 0 0	0 0 0 0 0 0	0 0 0 0 0 0	30 2 256 85 0 373	52 37 166 71 0 266	
0 0 0 0 0 0	0 0 0 0 0 0	0 2 0 0 0 2	0 0 0 0 0 0	0 0 0 0 0 0	0 0 0 0 0 0	0 0 0 0 0 0	0 0 0 0 0 0	0 2 0 0 0 2	0 0 0 0 0 0	0 0 0 0 0 0	28 2 122 6 0 158	24 7 93 0 0 124	
76 26 1,615 416 86 2,219	659 291 1,514 387 492 3,343	385 98 3,260 240 193 4,176	29 7 1,127 205 72 1,440	77 70 1,805 620 96 2,668	200 104 1,836 423 55 2,618	7 4 130 70 18 229	44 22 547 41 39 693	13 7 464 216 17 717	291 41 3,219 0 138 3,689	5 11 186 0 3 205	3,460 1,174 33,616 6,733 4,150 49,133	3,492 1,124 31,496 6,112 3,686 45,910	
105 36 1,628 417 86	730 344 1,589 387 492	421 127 3,377 240 193	39 14 1,158 207 72	93 85 1,828 620 96	252 136 1,875 427 55	8 5 133 70 18	75 32 580 41 39	24 15 495 216 17	344 59 3,256 0 138	6 15 190 0 3	4,534 1,626 34,654 6,749 4,151	4,975 1,597 32,476 6,129 3,686	
2,272	3,542	4,358	1,490	2,722	2,745	234	767	767	3,797	214	51,714	48,863**	
243	747	267	32	352	0	11	52	142	234	15	6,840	8,025	
11%	21%	6%	2%	13%	0%	5%	7%	19%	6%	7%	13%	16%	

1/ Union and Warren Counties do not have small claims divisions of the district court.

## COUNTY DISTRICT COURTS

## MANNER OF DISPOSITION

September 1, 1977 to August 31, 1978

Atlantic to Hunterdon

	Atlantic	Bergen	Burlington	Camden	Cape May	Cumberland	Essex	Gloucester	Hudson	Hunterdon
<b>COMPLAINTS DISPOSED OF BY TRIAL</b>										
Jury Trials Commenced:										
Partially Tried	0	4	0	0	0	0	0	0	3	1
Auto Negligence	0	4	1	0	0	0	0	0	1	1
Other Tort	0	4	0	1	0	3	0	0	1	0
Contract	0	0	0	0	0	0	0	0	0	0
Small Claims, including Auto	0	0	0	0	0	0	0	0	0	0
Tenancy	0	11	1	1	0	3	0	0	10	3
TOTAL	0	11	1	1	0	3	0	0	10	3
Tried to Completion										
Auto Negligence	0	49	4	7	0	0	39	0	11	1
Other Tort	0	8	1	0	0	3	21	0	5	0
Contract	0	30	0	0	0	0	23	0	0	0
Small Claims, including Auto	0	0	0	0	0	0	0	0	0	0
Tenancy	0	0	0	0	14	0	0	0	0	0
TOTAL	2	87	5	9	16	3	83	0	16	1
Non-Jury Trials Commenced:										
Partially Tried	0	0	0	0	0	0	0	0	6	0
Auto Negligence	0	2	1	0	0	0	0	0	4	1
Other Tort	14	24	1	0	0	3	0	0	31	7
Contract	0	328	0	0	0	0	0	0	87	10
Small Claims, including Auto	0	158	1	0	0	0	0	0	28	4
Tenancy	14	510	3	0	10	3	0	0	154	22
TOTAL	14	510	3	0	10	3	0	0	154	22
Tried to Completion										
Auto Negligence	13	64	9	10	0	4	53	4	46	1
Other Tort	0	49	23	1	0	10	37	1	33	3
Contract	78	363	108	105	34	54	282	41	145	23
Small Claims, including Auto	335	2,164	266	475	97	1,299	2,284	125	847	23
Tenancy	811	1,904	452	682	45	993	6,208	86	7,792	69
TOTAL	1,246	4,544	858	1,273	174	2,360	8,864	257	8,863	192
<b>COMPLAINTS DISPOSED OF WITHOUT TRIAL</b>										
Judgments by Default										
Auto Negligence	120	700	156	163	50	67	1,464	87	805	3
Other Tort	37	254	85	1	10	24	314	10	191	1
Contract	3,854	10,964	4,789	6,694	1,102	1,900	19,358	1,959	7,471	577
Small Claims, including Auto	1,021	75	501	770	328	0	0	322	491	95
Tenancy	1,398	187	1,074	2,850	23	0	0	779	757	0
TOTAL	6,430	12,180	6,605	10,481	1,513	1,991	21,136	3,157	9,715	676
Settled, Dismissed or Discontinued										
By Dismissal of Inactive Cases										
Auto Negligence	0	175	52	0	0	9	0	48	524	3
Other Tort	0	36	38	0	0	1	0	5	119	0
Contract	0	2,213	881	0	3	36	0	943	3,369	98
Small Claims, including Auto	0	794	0	0	9	0	0	172	395	101
Tenancy	0	0	0	0	9	0	0	0	0	2
TOTAL	0	3,218	971	0	21	46	0	1,168	4,407	204
Before Trial Date										
Auto Negligence	43	155	27	123	10	28	734	28	122	41
Other Tort	21	63	8	2	4	17	223	10	48	14
Contract	273	785	470	2,145	141	83	3,326	226	321	311
Small Claims, including Auto	16	137	236	139	92	94	0	96	115	250
Tenancy	41	214	246	0	63	41	157	157	720	16
TOTAL	394	1,354	987	2,412	310	263	4,283	517	1,326	632
On Trial Date										
Auto Negligence	49	305	54	101	1	31	734	20	233	9
Other Tort	32	145	58	18	0	14	283	4	100	3
Contract	546	1,500	443	877	54	114	2,253	105	474	170
Small Claims, including Auto	326	2,314	426	1,062	30	55	2,285	226	577	89
Tenancy	458	2,492	752	2,494	5	13	26,055	328	3,656	17
TOTAL	1,411	6,756	1,735	4,552	90	227	31,610	683	5,042	288
Placed on Inactive List or Transferred										
Auto Negligence	4	89	8	3	1	45	0	5	24	0
Other Tort	1	33	3	0	0	9	0	1	3	0
Contract	23	242	17	14	7	659	0	6	20	4
Small Claims, including Auto	0	65	3	1	3	491	0	0	2	1
Tenancy	2	4	2	7	2	1	0	0	2	0
TOTAL	30	433	36	25	13	1,205	0	12	58	5
<b>TOTAL COMPLAINTS DISPOSED OF</b>										
Auto Negligence	229	1,541	310	407	62	184	3,024	192	1,774	59
Other Tort	100	593	218	28	14	78	878	31	505	23
Contract	4,790	16,125	6,711	9,838	1,351	2,852	25,242	3,280	11,832	1,193
Small Claims, including Auto	1,698	5,875	1,432	2,447	561	1,939	4,569	941	2,525	640
Tenancy	2,710	4,959	2,530	6,033	159	1,048	32,263	1,350	12,955	108
TOTAL	9,527	29,093	11,201	18,753	2,147	6,101	65,976	5,794	29,591	2,023

SOURCE: Monthly Reports of the County Clerks.



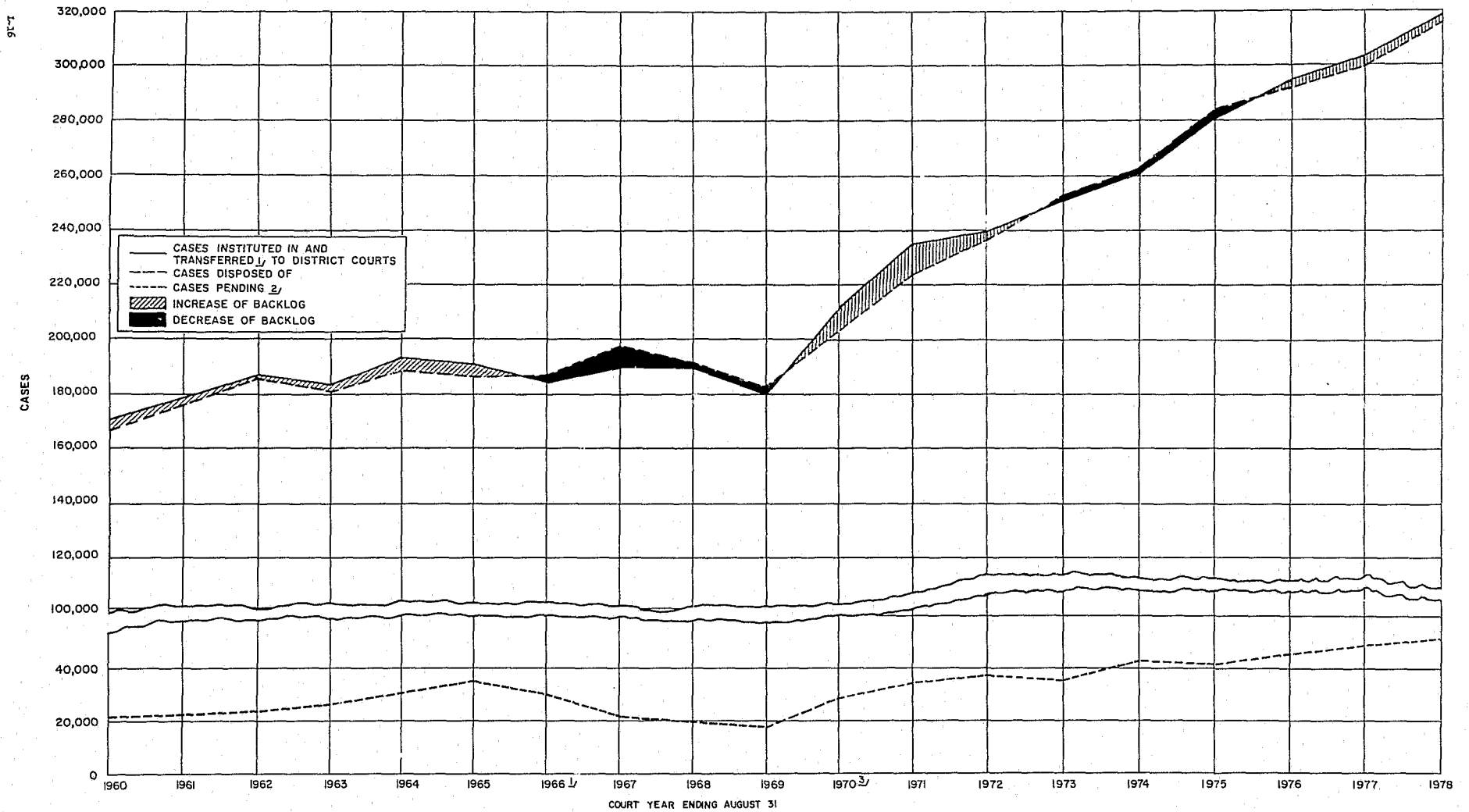
COUNTY DISTRICT COURTS  
MANNER OF DISPOSITION  
September 1, 1977 to August 31, 1978

Mercer to Warren

Mercer	Middlesex	Monmouth	Morris	Ocean	Passaic	Salem	Somerset	Sussex	Union	Warren	State Totals	Total 1 Year Ago
1 0 1 0 0 0 2	2 1 1 1 0 5	23 39 40 0 0 102	0 1 0 0 0 3	0 0 0 0 0 0	2 1 0 10 0 13	0 0 0 0 0 0	0 0 1 0 0 1	0 1 0 0 1 2	0 0 1 0 0 1	1 0 0 0 0 1	37 50 56 16 0 159	24 17 43 2 0 86
10 0 1 0 0 11	16 2 5 0 0 23	2 5 4 0 0 11	1 1 3 0 0 5	4 2 3 0 0 9	22 7 5 0 0 34	1 0 0 0 1 2	1 0 7 0 0 8	3 1 3 3 1 10	2 2 5 0 0 9	0 0 0 0 0 0	173 58 95 2 16 344	158 68 105 5 13 349
1 0 4 1 0 0 6	2 0 26 425 2,993 3,446	31 10 253 415 1,280 1,989	0 0 6 0 0 6	0 1 0 0 0 1	2 12 42 0 0 56	0 0 1 0 0 1	3 3 8 0 0 13	0 0 1 15 1 17	8 0 16 0 0 24	0 0 0 0 0 0	53 33 445 1,281 4,463 6,275	50 19 510 965 1,560 3,104
47 0 141 339 538 1,065	27 6 153 764 3,734 4,684	27 15 179 1,211 895 2,327	34 9 190 778 632 1,643	10 23 165 543 891 1,632	49 24 212 1,038 3,272 4,595	5 3 18 17 12 55	19 12 104 510 252 897	1 0 37 70 105 213	91 23 429 0 950 1,493	1 1 31 0 202 235	515 282 2,894 13,256 30,523 47,470	814 340 4,663 12,850 29,657 48,324
217 48 4,720 1,005 3,556 9,545	120 47 6,077 0 0 6,244	54 14 5,255 585 0 5,908	116 27 4,456 35 178 4,812	101 119 3,576 243 0 4,039	139 29 5,506 54 28 5,756	24 10 549 365 178 1,126	11 5 1,743 4 0 1,763	4 11 1,424 275 73 1,787	711 115 9,359 0 0 10,185	26 13 1,240 0 28 1,307	5,138 1,368 102,573 6,169 11,108 126,356	4,819 1,256 98,560 6,395 9,819 120,849
41 6 713 0 0 760	237 72 2,641 654 230 3,634	98 24 1,725 0 0 1,847	54 8 1,227 263 0 1,552	26 13 915 523 0 1,477	590 182 6,609 575 418 8,374	0 0 0 98 11 109	0 0 0 0 0 0	1 1 25 207 0 234	161 21 1,719 0 0 1,901	0 0 19 0 17 36	2,019 526 23,136 3,791 687 30,159	1,937 328 20,178 2,669 28 25,140
40 8 298 204 125 675	357 200 1,876 277 1,060 3,770	174 69 3,266 316 256 4,081	99 34 818 837 632 2,420	56 51 1,124 521 163 1,915	180 39 702 237 425 1,583	8 3 11 6 22 50	117 29 983 522 667 2,318	13 35 148 330 137 663	161 62 804 0 271 1,298	17 8 80 0 62 167	2,533 951 18,191 4,425 5,318 31,418	3,100 989 18,432 4,058 3,964 30,543
33 19 311 595 1,320 2,278	39 62 250 0 278 629	62 9 452 642 871 2,036	75 18 295 133 156 677	29 33 601 628 445 1,756	301 142 939 823 2,237 4,442	6 2 27 165 45 245	2 0 8 15 0 25	9 7 129 104 90 339	226 70 934 0 2,822 4,052	8 8 53 0 142 211	2,327 1,047 10,537 10,495 44,678 69,084	2,109 993 10,402 10,332 43,176 67,012
8 5 49 1 0 65	43 18 63 33 0 157	3 0 0 0 0 9	10 2 22 3 0 39	27 6 107 5 0 149	26 6 48 20 2 102	5 6 207 376 0 596	106 24 521 190 912	34 0 60 14 5 113	12 1 17 0 0 30	4 1 3 0 1 9	457 119 2,095 1,105 227 3,998	418 99 1,782 1,044 298 3,641
398 86 6,238 2,145 5,540 14,407	843 408 11,092 2,154 8,295 22,792	474 185 11,180 3,169 3,302 18,310	389 100 7,019 2,051 1,598 11,157	253 268 6,491 2,463 1,503 10,978	1,311 442 14,063 2,757 6,382 24,955	49 24 813 1,029 269 2,184	259 72 3,375 1,122 1,109 5,937	65 56 1,827 1,018 412 3,378	1,372 294 13,284 0 4,043 18,993	57 31 1,426 0 452 1,966	13,252 4,434 160,022 40,535 97,020 315,263	13,429 4,109 154,675 38,320 88,515 299,048

1/ Union and Warren Counties do not have small claims divisions of the district court.

# COUNTY DISTRICT COURTS

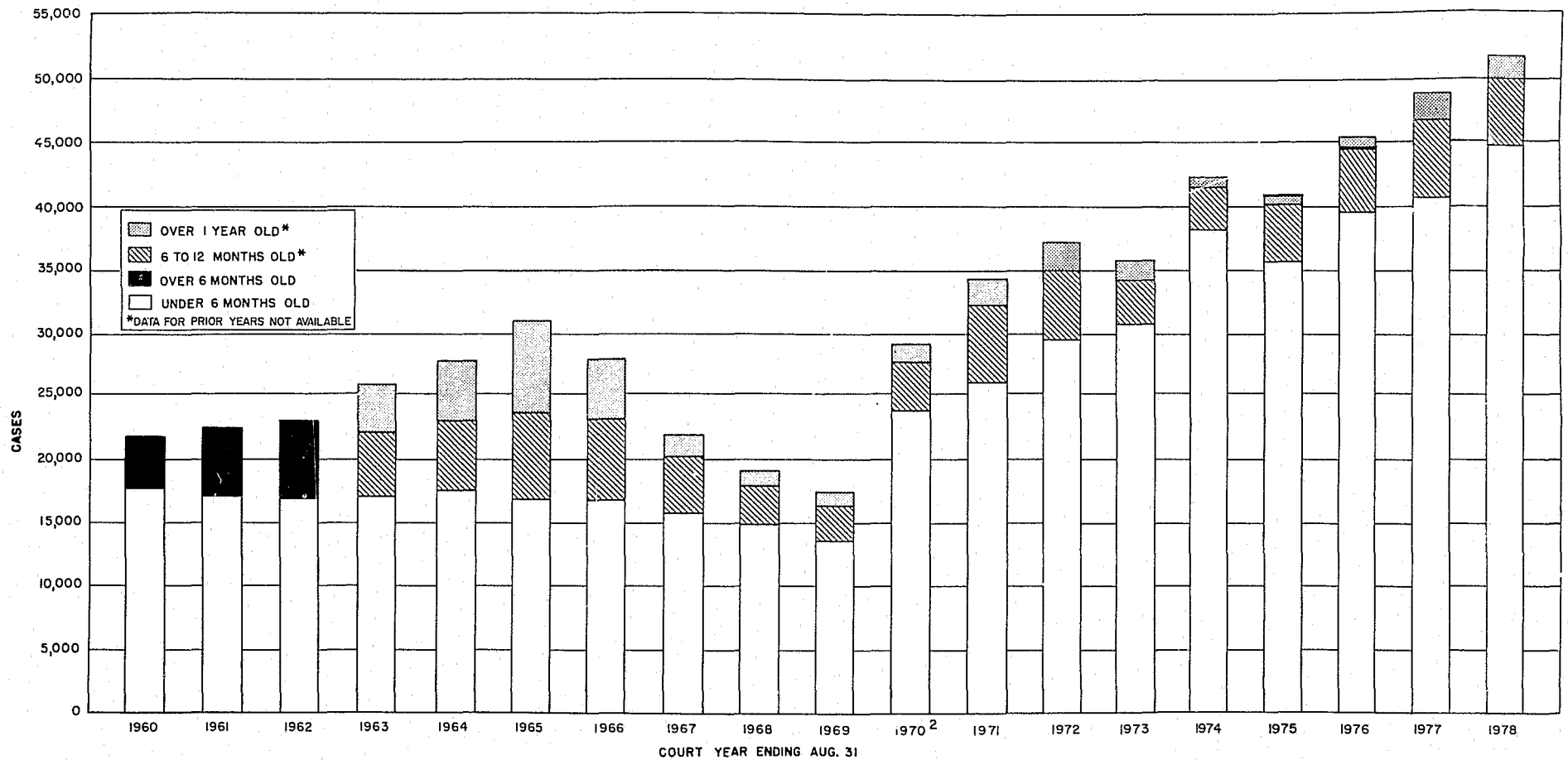


1/ TRANSFER PROGRAM TERMINATED BY SUPREME COURT 1/12/66.

2/ AS REPORTED IN ANNUAL REPORTS FOR EACH COURT YEAR. NOT CHANGED FOR "RECOUNTS" AS A RESULT OF PHYSICAL INVENTORIES IN THE COUNTIES.

3/ BEGINNING SEPTEMBER 1, 1969 THE UNIT OF THE COUNT IS THE COMPLAINT. IN PRIOR YEARS "CASES ADDED TO THE CALENDAR" WERE COUNTED UPON THE FILING OF AN ANSWER TO THE COMPLAINT. DISPOSITIONS INCLUDE MANY DEFAULT JUDGMENTS AND INACTIVE COMPLAINTS REMOVED FROM THE CALENDAR.

COUNTY DISTRICT COURTS  
AGES OF ACTIVE CASES PENDING  
<sup>1</sup>COURT YEARS ENDING AUGUST 31, 1960 TO 1978



1. AS REPORTED IN ANNUAL REPORTS FOR EACH COURT YEAR. NOT CHANGED FOR "RECOUNTS" AS A RESULT OF PHYSICAL INVENTORIES IN THE COUNTIES.

2. BEGINNING SEPTEMBER 1, 1969 THE UNIT OF THE COUNT IS THE COMPLAINT. IN PRIOR YEARS "CASES" WERE COUNTED UPON THE FILING OF AN ANSWER TO THE COMPLAINT.

COUNTY DISTRICT COURTS - CIVIL TRIALS (EXCLUDING SMALL CLAIMS AND TENANCY)

COMMENCED DURING APRIL, 1978 AND OCTOBER, 1977

MEDIAN PERIOD FROM COMPLAINT TO COMMENCEMENT OF TRIAL

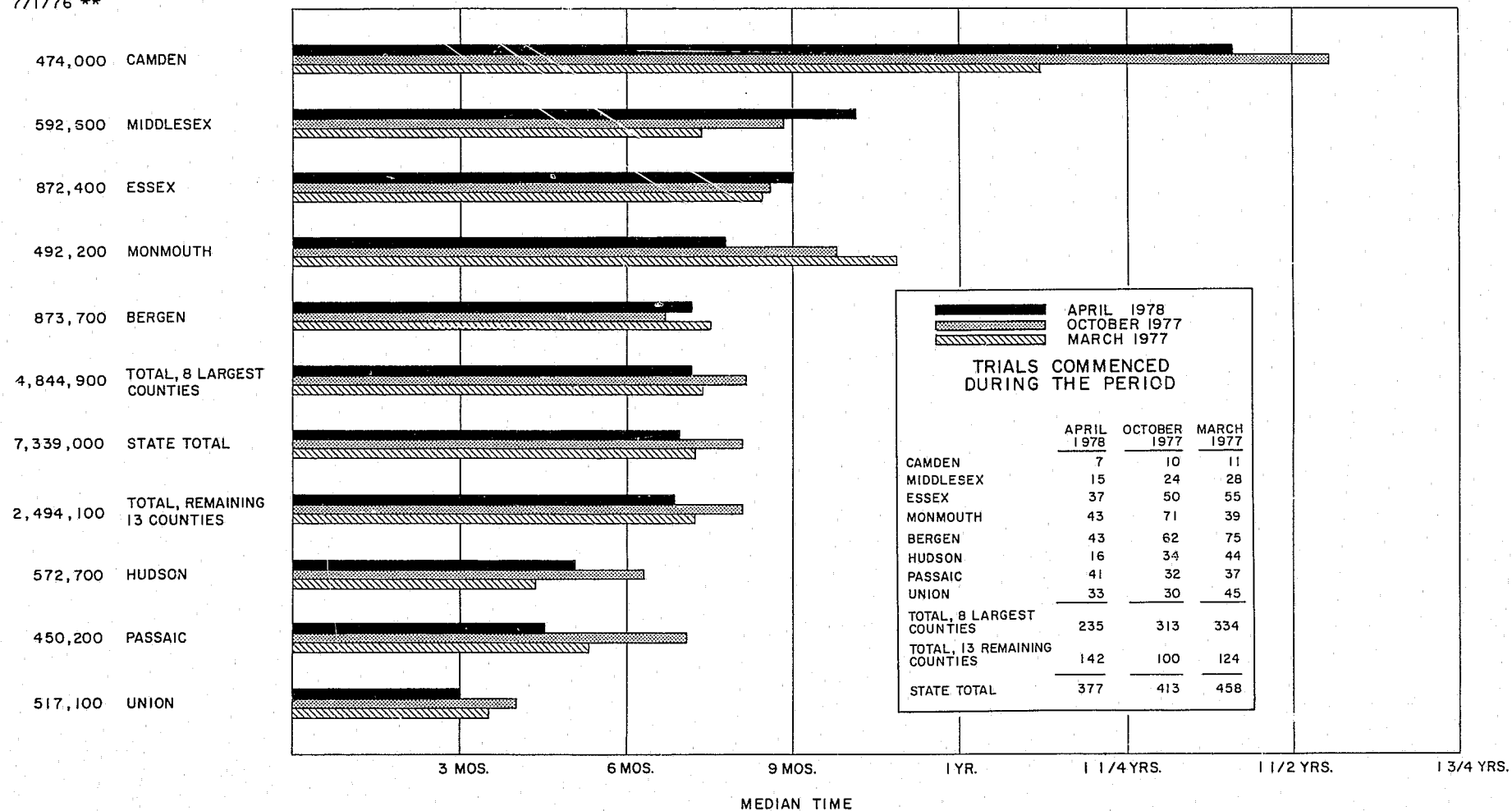
SUMMARY OF TIME INTERVAL STUDIES AND COMPARISON OF TOTALS WITH MARCH, 1977 AND OCTOBER, 1976 STUDIES

COUNTY	APRIL, 1978						OCTOBER, 1977					
	Total Trials		Jury Trials		Non-Jury Trials		Total Trials		Jury Trials		Non-Jury Trials	
	No. of Trials	Median Period	No. of Trials	Median Period	No. of Trials	Median Period	No. of Trials	Median Period	No. of Trials	Median Period	No. of Trials	Median Period
Atlantic	7	12m 2d	0	-	7	12m 2d	0	-	0	-	0	-
Bergen	43	7m26d	6	13m18d	37	7m23d	62	7m13d	9	10m25d	53	6m19d
Burlington	20	7m17d	0	-	20	7m17d	9	10m15d	1	9m 5d	8	10m15d
Camden	7	14m29d	1	15m 4d	6	14m 5d	10	15m16d	1	21m27d	9	14m29d
Cape May	5	13m11d	0	-	5	13m11d	1	4m11d	0	-	1	4m11d
Cumberland	6	4m18d	1	8m27d	5	4m12d	5	12m 7d	0	-	5	12m 7d
Essex	37	11m 1d	11	14m 8d	26	8m 8d	50	8m 0d	6	11m 8d	44	7m 2d
Gloucester	3	9m 9d	0	-	3	9m 9d	7	7m13d	0	-	7	7m13d
Hudson	16	5m20d	1	4m 8d	15	5m24d	34	5m25d	2	10m19d	32	5m21d
Hunterdon	2	14m22d	0	-	2	14m22d	1	9m 1d	1	9m 1d	0	-
Mercer	20	5m 4d	1	6m 5d	19	5m 2d	12	5m27d	2	7m 3d	10	5m18d
Middlesex	15	11m15d	0	-	15	11m15d	24	10m 3d	0	-	24	10m 3d
Monmouth	43	8m23d	0	-	43	8m23d	71	9m16d	30	12m 4d	41	5m14d
Morris	12	4m17d	1	5m21d	11	4m 6d	20	5m28d	0	-	20	5m28d
Ocean	32	5m29d	0	-	32	5m29d	16	8m14d	0	-	16	8m14d
Passaic	41	4m19d	5	6m 5d	36	4m10d	32	4m 7d	3	6m27d	29	4m 2d
Salem	8	10m11d	0	-	8	10m11d	0	-	0	-	0	-
Somerset	20	8m 0d	2	10m25d	18	7m12d	7	6m 7d	0	-	7	6m 7d
Sussex	4	13m19d	2	17m14d	2	10m29d	17	14m20d	2	11m11d	15	14m20d
Union	33	3m 0d	0	-	33	3m 0d	30	4m 0d	0	-	30	4m 0d
Warren	3	4m 1d	0	-	3	4m 1d	5	6m 6d	0	-	5	6m 6d
TOTAL 8 *												
LARGEST COUNTRIES	235	7m23d	24	12m27d	211	7m12d	313	7m 4d	51	11m28d	262	5m26d
3/77 & 10/76	334	6m26d	33	10m29d	301	6m14d	331	8m 1d	34	9m16d	297	7m25d
TOTAL 13												
REMAINING COUNTRIES	142	7m 3d	7	8m27d	135	7m 2d	100	7m29d	6	8m 9d	94	7m29d
3/77 & 10/76	124	7m 4d	11	11m29d	113	7m 2d	81	8m 3d	12	11m 2d	69	7m10d
STATE TOTAL	377	7m12d	31	12m18d	346	7m 5d	413	7m11d	57	11m23d	356	6m15d
3/77 & 10/76	458	6m28d	44	11m 2d	414	6m15d	412	8m 1d	46	9m24d	366	7m23d

\* As to population, 1970 U.S. Census: Bergen, Camden, Essex, Hudson, Middlesex, Monmouth, Passaic, Union. Also coincides with estimated population, 7/1/76, official State estimates by Office of Business Economics, N.J. Department of Labor and Industry. (Provisional estimates published and certified March 9, 1978.)

COUNTY DISTRICT COURTS TRIALS\* COMMENCED DURING APRIL 1978, OCTOBER 1977, AND MARCH 1977  
 MEDIAN TIME FROM DATE OF COMPLAINT TO COMMENCEMENT OF TRIAL  
 8 LARGEST COUNTIES (OVER 450,000 POP.) AND COMBINED DATA  
 ON REMAINING 13 COUNTIES

ESTIMATED  
 POPULATION  
 7/1/76 \*\*



\* EXCLUDING SMALL CLAIMS AND TENANCY

\*\* OFFICIAL STATE ESTIMATES PREPARED BY OFFICE OF BUSINESS ECONOMICS, N. J. DEPARTMENT OF LABOR AND INDUSTRY. (PROVISIONAL ESTIMATES PUBLISHED AND CERTIFIED MARCH 9, 1978) NOTE: STATE ESTIMATES ARE SHOWN TO NEAREST THOUSAND, COUNTY ESTIMATES TO NEAREST HUNDRED.

COUNTY DISTRICT COURTS - COMPLAINTS ON WHICH TRIALS COMMENCED DURING OCTOBER, 1977 1/

COUNTY	NO OF CASES TRIED	PERIOD FROM COMPLAINT TO ANSWER			PERIOD FROM ANSWER TO PRETRIAL			PERIOD FROM PRETRIAL TO TRIAL			PERIOD FROM COMPLAINT TO TRIAL		
		MEAN	MEDIAN	RANGE	MEAN	MEDIAN	RANGE	MEAN	MEDIAN	RANGE	MEAN	MEDIAN	RANGE
CUMBERLAND COUNTY													
JURY							NO CASES						
NON-JURY	5	2M,14D	0M,22D	0M, 0D 8M,25D	NO	P R E T R I A L		NO	P R E T R I A L		12M,20D	12M, 7D	5M,18D 20M,16D
COMBINED	5	2M,14D	0M,22D	0M, 0D 8M,25D	NO	P R E T R I A L		NO	P R E T R I A L		12M,20D	12M, 7D	5M,18D 20M,16D
ESSEX COUNTY													
JURY	6	1M,19D	1M,10D	0M,14D 3M,25D	NO	P R E T R I A L		NO	P R E T R I A L		12M, 0D	11M, 8D	5M, 5D 19M,28D
NON-JURY	44	2M,27D	1M, 7D	0M, 8D 41M, 7D	10M, 9D	10M, 9D	*NONE	0M, 7D	0M, 7D	*NONE	9M,16D	7M, 2D	1M,26D 41M, 7D
COMBINED	50	2M,22D	1M, 9D	0M, 8D 41M, 7D	10M, 9D	10M, 9D	*NONE	0M, 7D	0M, 7D	*NONE	9M,25D	8M, 0D	1M,26D 41M, 7D
GLOUCESTER COUNTY													
JURY							NO CASES						
NON-JURY	7	4M,12D	2M,18D	0M, 0D 18M,24D	NO	P R E T R I A L		NO	P R E T R I A L		9M,11D	7M,13D	5M,27D 21M,29D
COMBINED	7	4M,12D	2M,18D	0M, 0D 18M,24D	NO	P R E T R I A L		NO	P R E T R I A L		9M,11D	7M,13D	5M,27D 21M,29D
HUDSON COUNTY													
JURY	2	0M,27D	0M,27D	0M, 6D 1M,18D	NO	P R E T R I A L		NO	P R E T R I A L		10M,19D	10M,19D	6M,26D 14M,12D
NON-JURY	32	1M,16D	1M, 0D	0M, 1D 7M,17D	NO	P R E T R I A L		NO	P R E T R I A L		5M,28D	5M,21D	1M,24D 13M,14D
COMBINED	34	1M,15D	1M, 0D	0M, 1D 7M,17D	NO	P R E T R I A L		NO	P R E T R I A L		6M, 7D	5M,25D	1M,24D 14M,12D

## COUNTY DISTRICT COURTS - COMPLAINTS ON WHICH TRIALS COMMENCED DURING OCTOBER, 1977 1/

COUNTY	NO OF CASES TRIED	PERIOD FROM COMPLAINT TO ANSWER			PERIOD FROM ANSWER TO PRETRIAL			PERIOD FROM PRETRIAL TO TRIAL			PERIOD FROM COMPLAINT TO TRIAL		
		MEAN	MEDIAN	RANGE	MEAN	MEDIAN	RANGE	MEAN	MEDIAN	RANGE	MEAN	MEDIAN	RANGE
HUNTERDON COUNTY													
JURY	1	1M, 16D	1M, 16D	*NONE	NO	PRETRIAL		NO	PRETRIAL		9M, 1D	9M, 1D	*NONE
NON JURY							NO CASES						
COMBINED	1	1M, 16D	1M, 16D	*NONE	NO	PRETRIAL		NO	PRETRIAL		9M, 1D	9M, 1D	*NONE
MERCER COUNTY													
JURY	2	0M, 27D	0M, 27D	0M, 19D 1M, 6D	NO	PRETRIAL		NO	PRETRIAL		7M, 3D	7M, 3D	6M, 19D 7M, 17D
NON-JURY	10	1M, 26D	0M, 27D	0M, 14D 4M, 29D	NO	PRETRIAL		NO	PRETRIAL		5M, 24D	5M, 18D	3M, 7D 10M, 5D
COMBINED	12	1M, 22D	0M, 27D	0M, 14D 4M, 29D	NO	PRETRIAL		NO	PRETRIAL		6M, 0D	5M, 27D	3M, 7D 10M, 5D
MIDDLESEX COUNTY													
JURY							NO CASES						
NON-JURY	24	2M, 4D	1M, 8D	0M, 11D 9M, 2D	NO	PRETRIAL		NO	PRETRIAL		10M, 16D	10M, 3D	1M, 15D 19M, 11D
COMBINED	24	2M, 4D	1M, 8D	0M, 11D 9M, 2D	NO	PRETRIAL		NO	PRETRIAL		10M, 16D	10M, 3D	1M, 15D 19M, 11D
MONMOUTH COUNTY													
JURY	30	3M, 5D	1M, 20D	0M, 17D 10M, 17D	NO	PRETRIAL		NO	PRETRIAL		13M, 25D	12M, 4D	9M, 16D 31M, 17D
NON-JURY	41	1M, 8D	0M, 23D	0M, 5D 8M, 9D	NO	PRETRIAL		NO	PRETRIAL		6M, 24D	5M, 14D	4M, 1D 13M, 19D
COMBINED	71	2M, 2D	1M, 4D	0M, 5D 10M, 17D	NO	PRETRIAL		NO	PRETRIAL		9M, 23D	9M, 16D	4M, 1D 31M, 17D

COUNTY DISTRICT COURTS - COMPLAINTS ON WHICH TRIALS COMMENCED DURING OCTOBER, 1977 1/

COUNTY	NO OF CASES TRIED	PERIOD FROM COMPLAINT TO ANSWER			PERIOD FROM ANSWER TO PRETRIAL			PERIOD FROM PRETRIAL TO TRIAL			PERIOD FROM COMPLAINT TO TRIAL		
		MEAN	MEDIAN	RANGE	MEAN	MEDIAN	RANGE	MEAN	MEDIAN	RANGE	MEAN	MEDIAN	RANGE
MORRIS COUNTY													
JURY							NO CASES						
NON-JURY	20	1M, 11D	0M, 27D	0M, 7D 6M, 6D	NO	PRETRIAL		NO	PRETRIAL		6M, 12D	5M, 28D	1M, 16D 13M, 28D
COMBINED	20	1M, 11D	0M, 27D	0M, 7D 6M, 6D	NO	PRETRIAL		NO	PRETRIAL		6M, 12D	5M, 28D	1M, 16D 13M, 28D
OCEAN COUNTY													
JURY							NO CASES						
NON-JURY	16	1M, 10D	1M, 4D	0M, 8D 2M, 21D	NO	PRETRIAL		NO	PRETRIAL		9M, 4D	8M, 14D	5M, 13D 15M, 6D
COMBINED	16	1M, 10D	1M, 4D	0M, 8D 2M, 21D	NO	PRETRIAL		NO	PRETRIAL		9M, 4D	8M, 14D	5M, 13D 15M, 6D
PASSAIC COUNTY													
JURY	3	1M, 27D	1M, 21D	1M, 5D 2M, 24D	NO	PRETRIAL		NO	PRETRIAL		8M, 0D	6M, 27D	5M, 22D 11M, 11D
NON-JURY	29	1M, 13D	0M, 29D	0M, 6D 8M, 2D	NO	PRETRIAL		NO	PRETRIAL		4M, 18D	4M, 2D	2M, 0D 12M, 4D
COMBINED	32	1M, 14D	1M, 2D	0M, 6D 8M, 2D	NO	PRETRIAL		NO	PRETRIAL		4M, 27D	4M, 7D	2M, 0D 12M, 4D
SALEM COUNTY							NO CASES						
SOMERSET COUNTY													
JURY							NO CASES						
NON-JURY	7	1M, 1D	0M, 14D	0M, 8D 3M, 0D	NO	PRETRIAL		NO	PRETRIAL		7M, 6D	6M, 7D	5M, 15D 11M, 14D
COMBINED	7	1M, 1D	0M, 14D	0M, 8D 3M, 0D	NO	PRETRIAL		NO	PRETRIAL		7M, 6D	6M, 7D	5M, 15D 11M, 14D



COUNTY DISTRICT COURTS - COMPLAINTS ON WHICH TRIALS COMMENCED DURING OCTOBER, 1977 1/

COUNTY	NO OF CASES TRIED	PERIOD FROM COMPLAINT TO ANSWER			PERIOD FROM ANSWER TO PRETRIAL			PERIOD FROM PRETRIAL TO TRIAL			PERIOD FROM COMPLAINT TO TRIAL		
		MEAN	MEDIAN	RANGE	MEAN	MEDIAN	RANGE	MEAN	MEDIAN	RANGE	MEAN	MEDIAN	RANGE
SUSSEX COUNTY													
JURY	2	2M, 29D	2M, 29D	2M, 16D 3M, 13D	N O	P R E T R I A L		N O	P R E T R I A L		11M, 11D	11M, 11D	3M, 13D 19M, 10D
NON-JURY	15	1M, 0D	0M, 22D	0M, 13D 3M, 16D	N O	P R E T R I A L		N O	P R E T R I A L		12M, 20D	14M, 20D	6M, 25D 18M, 17D
COMBINED	17	1M, 7D	0M, 26D	0M, 13D 3M, 16D	N O	P R E T R I A L		N O	P R E T R I A L		12M, 15D	14M, 20D	3M, 13D 19M, 10D
UNION COUNTY													
JURY					N O C A S E S								
NON-JURY	30	2M, 28D	1M, 3D	0M, 12D 35M, 5D	N O	P R E T R I A L		N O	P R E T R I A L		8M, 20D	4M, 0D	1M, 19D 61M, 27D
COMBINED	30	2M, 28D	1M, 3D	0M, 12D 35M, 5D	N O	P R E T R I A L		N O	P R E T R I A L		8M, 20D	4M, 0D	1M, 19D 61M, 27D
WARREN COUNTY													
JURY					N O C A S E S								
NON-JURY	5	0M, 12D	0M, 12D	0M, 7D 0M, 19D	N O	P R E T R I A L		N O	P R E T R I A L		6M, 0D	6M, 6D	4M, 19D 6M, 22D
COMBINED	5	0M, 12D	0M, 12D	0M, 7D 0M, 19D	N O	P R E T R I A L		N O	P R E T R I A L		6M, 0D	6M, 6D	4M, 19D 6M, 22D
8 LARGEST COUNTIES <u>2/</u>													
JURY	51	2M, 19D	1M, 14D	0M, 6D 10M, 24D	N O	P R E T R I A L		N O	P R E T R I A L		12M, 22D	11M, 28D	5M, 5D 31M, 17D
NON-JURY	262	1M, 29D	1M, 0D	0M, 1D 41M, 7D	10M, 9D	10M, 9D	*NONE	0M, 7D	0M, 7D	*NONE	7M, 24D	5M, 26D	1M, 15D 61M, 27D
COMBINED	313	2M, 2D	1M, 3D	0M, 1D 41M, 7D	10M, 9D	10M, 9D	*NONE	0M, 7D	0M, 7D	*NONE	8M, 18D	7M, 4D	1M, 15D 61M, 27D

COUNTY DISTRICT COURTS - COMPLAINTS ON WHICH TRIALS COMMENCED DURING OCTOBER, 1977 1/

COUNTY	NO OF CASES TRIED	PERIOD FROM COMPLAINT TO ANSWER			PERIOD FROM ANSWER TO PRETRIAL			PERIOD FROM PRETRIAL TO TRIAL			PERIOD FROM COMPLAINT TO TRIAL		
		MEAN	MEDIAN	RANGE	MEAN	MEDIAN	RANGE	MEAN	MEDIAN	RANGE	MEAN	MEDIAN	RANGE
13 REMAINING COUNTIES													
JURY	6	2M, 13D	2M, 1D	0M, 19D 5M, 7D	NO PRETRIAL			NO PRETRIAL			9M, 6D	8M, 9D	3M, 13D 19M, 10D
NON-JURY	94	1M, 19D	0M, 26D	0M, 0D 18M, 24D	NO PRETRIAL			NO PRETRIAL			8M, 22D	7M, 29D	1M, 16D 21M, 29D
COMBINED	100	1M, 20D	0M, 28D	0M, 0D 18M, 24D	NO PRETRIAL			NO PRETRIAL			8M, 23D	7M, 29D	1M, 16D 21M, 29D
STATE TOTAL													
JURY	57	2M, 18D	1M, 16D	0M, 6D 10M, 24D	NO PRETRIAL			NO PRETRIAL			12M, 11D	11M, 23D	3M, 13D 31M, 17D
NON-JURY	356	1M, 26D	1M, 0D	0M, 0D 41M, 7D	10M, 9D	10M, 9D	*NONE	0M, 7D	0M, 7D	*NONE	8M, 1D	6M, 15D	1M, 15D 61M, 27D
COMBINED	413	1M, 29D	1M, 2D	0M, 0D 41M, 7D	10M, 9D	10M, 9D	*NONE	0M, 7D	0M, 7D	*NONE	8M, 19D	7M, 11D	1M, 15D 61M, 27D
<u>1/</u>	Excluding Small Claims and Tenancy.												
<u>2/</u>	As to population, 1970 U.S. Census: Bergen, Camden, Essex, Hudson, Middlesex, Monmouth, Passaic, Union. Also coincides with estimated population, 7/1/76, official State estimates by Office of Business Economics, N. J. Department of Labor & Industry. (Provisional estimates published and certified March 9, 1978.)												
Note:	When "*NONE" is used in place of the range, there is either a single case (time interval) in that category or 2 or more cases with the same time interval.												

## COUNTY DISTRICT COURTS - COMPLAINTS ON WHICH TRIALS COMMENCED DURING APRIL, 1978 1/

COUNTY	NO OF CASES TRIED	PERIOD FROM COMPLAINT TO ANSWER			PERIOD FROM ANSWER TO PRETRIAL			PERIOD FROM PRETRIAL TO TRIAL			PERIOD FROM COMPLAINT TO TRIAL		
		MEAN	MEDIAN	RANGE	MEAN	MEDIAN	RANGE	MEAN	MEDIAN	RANGE	MEAN	MEDIAN	RANGE
ATLANTIC COUNTY													
JURY							NO CASES						
NON-JURY	7	1M, 16D	0M, 22D	0M, 4D 6M, 28D			NO PRETRIAL			NO PRETRIAL	13M, 10D	12M, 2D	4M, 27D 27M, 2D
COMBINED	7	1M, 16D	0M, 22D	0M, 4D 6M, 28D			NO PRETRIAL			NO PRETRIAL	13M, 10D	12M, 2D	4M, 27D 27M, 2D
BERGEN COUNTY													
JURY	6	1M, 7D	0M, 14D	0M, 9D 4M, 15D			NO PRETRIAL			NO PRETRIAL	12M, 29D	13M, 18D	8M, 16D 15M, 20D
NON-JURY	37	2M, 13D	1M, 0D	0M, 1D 15M, 13D			NO PRETRIAL			NO PRETRIAL	8M, 10D	7M, 23D	2M, 5D 22M, 23D
COMBINED	43	2M, 8D	1M, 0D	0M, 1D 15M, 13D			NO PRETRIAL			NO PRETRIAL	9M, 0D	7M, 26D	2M, 5D 22M, 23D
BURLINGTON COUNTY													
JURY							NO CASES						
NON-JURY	20	1M, 11D	0M, 25D	0M, 0D 6M, 22D			NO PRETRIAL			NO PRETRIAL	9M, 11D	7M, 17D	6M, 19D 25M, 18D
COMBINED	20	1M, 11D	0M, 25D	0M, 0D 6M, 22D			NO PRETRIAL			NO PRETRIAL	9M, 11D	7M, 17D	6M, 19D 25M, 18D
CAMDEN COUNTY													
JURY	1	1M, 29D	1M, 29D	*NONE			NO PRETRIAL			NO PRETRIAL	15M, 4D	15M, 4D	*NONE
NON-JURY	6	1M, 11D	0M, 29D	0M, 7D 3M, 7D			NO PRETRIAL			NO PRETRIAL	14M, 17D	14M, 5D	12M, 13D 16M, 27D
COMBINED	7	1M, 13D	1M, 0D	0M, 7D 3M, 7D			NO PRETRIAL			NO PRETRIAL	14M, 20D	14M, 29D	12M, 13D 16M, 27D

**CONTINUED**

**50F8**

COUNTY DISTRICT COURTS - COMPLAINTS ON WHICH TRIALS COMMENCED DURING APRIL, 1978 1/

COUNTY	NO OF CASES TRIED	PERIOD FROM COMPLAINT TO ANSWER			PERIOD FROM ANSWER TO PRETRIAL			PERIOD FROM PRETRIAL TO TRIAL			PERIOD FROM COMPLAINT TO TRIAL		
		MEAN	MEDIAN	RANGE	MEAN	MEDIAN	RANGE	MEAN	MEDIAN	RANGE	MEAN	MEDIAN	RANGE
CAPE MAY COUNTY													
JURY		-----NO CASES-----											
NON-JURY	5	1M, 28D	2M, 10D	0M, 7D 3M, 25D	NO	PRETRIAL		NO	PRETRIAL		14M, 4D	13M, 11D	8M, 24D 20M, 15D
COMBINED	5	1M, 28D	2M, 10D	0M, 7D 3M, 25D	NO	PRETRIAL		NO	PRETRIAL		14M, 4D	13M, 11D	8M, 24D 20M, 15D
CUMBERLAND COUNTY													
JURY	1	1M, 2D	1M, 2D	*NONE	NO	PRETRIAL		NO	PRETRIAL		8M, 27D	8M, 27D	*NONE
NON-JURY	5	1M, 25D	1M, 2D	0M, 20D 5M, 15D	NO	PRETRIAL		NO	PRETRIAL		7M, 24D	4M, 12D	4M, 8D 21M, 5D
COMBINED	6	1M, 21D	1M, 2D	0M, 20D 5M, 15D	NO	PRETRIAL		NO	PRETRIAL		7M, 29D	4M, 18D	4M, 8D 21M, 5D
ESSEX COUNTY													
JURY	11	1M, 11D	0M, 23D	0M, 17D 3M, 19D	NO	PRETRIAL		NO	PRETRIAL		16M, 10D	14M, 8D	3M, 11D 27M, 12D
NON-JURY	26	2M, 9D	0M, 29D	0M, 7D 20M, 21D	NO	PRETRIAL		NO	PRETRIAL		10M, 4D	8M, 8D	2M, 2D 28M, 23D
COMBINED	37	2M, 0D	0M, 27D	0M, 7D 20M, 21D	NO	PRETRIAL		NO	PRETRIAL		12M, 0D	11M, 1D	2M, 2D 28M, 23D
GLOUCESTER COUNTY													
JURY		-----NO CASES-----											
NON-JURY	3	2M, 9D	1M, 28D	1M, 18D 3M, 11D	NO	PRETRIAL		NO	PRETRIAL		11M, 27D	9M, 9D	8M, 17D 17M, 26D
COMBINED	3	2M, 9D	1M, 28D	1M, 18D 3M, 11D	NO	PRETRIAL		NO	PRETRIAL		11M, 27D	9M, 9D	8M, 17D 17M, 26D

## COUNTY DISTRICT COURTS - COMPLAINTS ON WHICH TRIALS COMMENCED DURING APRIL, 1978 1/

COUNTY	NO OF CASES TRIED	PERIOD FROM COMPLAINT TO ANSWER			PERIOD FROM ANSWER TO PRETRIAL			PERIOD FROM PRETRIAL TO TRIAL			PERIOD FROM COMPLAINT TO TRIAL		
		MEAN	MEDIAN	RANGE	MEAN	MEDIAN	RANGE	MEAN	MEDIAN	RANGE	MEAN	MEDIAN	RANGE
HUDSON COUNTY													
JURY	1	0M, 19D	0M, 19D	*NONE	NO	PRETRIAL		NO	PRETRIAL		4M, 8D	4M, 8D	*NONE
NON-JURY	15	3M, 21D	1M, 10D	0M, 3D 24M, 20D	NO	PRETRIAL		NO	PRETRIAL		8M, 7D	5M, 24D	2M, 1D 26M, 12D
COMBINED	16	3M, 15D	1M, 9D	0M, 3D 24M, 20D	NO	PRETRIAL		NO	PRETRIAL		7M, 29D	5M, 20D	2M, 1D 26M, 12D
HUNTERDON COUNTY													
JURY					NO CASES								
NON-JURY	2	8M, 15D	8M, 15D	0M, 7D 16M, 23D	NO	PRETRIAL		NO	PRETRIAL		14M, 22D	14M, 22D	9M, 22D 19M, 22D
COMBINED	2	8M, 15D	8M, 15D	0M, 7D 16M, 23D	NO	PRETRIAL		NO	PRETRIAL		14M, 22D	14M, 22D	9M, 22D 19M, 22D
MERCER COUNTY													
JURY	1	0M, 13D	0M, 13D	*NONE	NO	PRETRIAL		NO	PRETRIAL		6M, 5D	6M, 5D	*NONE
NON-JURY	19	2M, 3D	1M, 1D	0M, 7D 13M, 0D	NO	PRETRIAL		NO	PRETRIAL		5M, 27D	5M, 2D	2M, 18D 16M, 2D
COMBINED	20	2M, 1D	0M, 28D	0M, 7D 13M, 0D	NO	PRETRIAL		NO	PRETRIAL		5M, 27D	5M, 4D	2M, 18D 16M, 2D
MIDDLESEX COUNTY													
JURY					NO CASES								
NON-JURY	15	2M, 29D	2M, 8D	0M, 5D 7M, 8D	NO	PRETRIAL		NO	PRETRIAL		11M, 7D	11M, 15D	7M, 24D 13M, 19D
COMBINED	15	2M, 29D	2M, 8D	0M, 5D 7M, 8D	NO	PRETRIAL		NO	PRETRIAL		11M, 7D	11M, 15D	7M, 24D 13M, 19D

COUNTY DISTRICT COURTS - COMPLAINTS ON WHICH TRIALS COMMENCED DURING APRIL, 1978 1/

COUNTY	NO OF CASES TRIED	PERIOD FROM COMPLAINT TO ANSWER			PERIOD FROM ANSWER TO PRETRIAL			PERIOD FROM PRETRIAL TO TRIAL			PERIOD FROM COMPLAINT TO TRIAL		
		MEAN	MEDIAN	RANGE	MEAN	MEDIAN	RANGE	MEAN	MEDIAN	RANGE	MEAN	MEDIAN	RANGE
MONMOUTH COUNTY													
JURY		-----NO CASES-----											
NON-JURY	43	2M, 11D	1M, 5D	0M, 6D 14M, 29D	NO	PRETRIAL		NO	PRETRIAL		11M, 0D	8M, 23D	6M, 26D 28M, 2D
COMBINED	43	2M, 11D	1M, 5D	0M, 6D 14M, 29D	NO	PRETRIAL		NO	PRETRIAL		11M, 0D	8M, 23D	6M, 26D 28M, 2D
MORRIS COUNTY													
JURY	1	2M, 7D	2M, 7D	*NONE	NO	PRETRIAL		NO	PRETRIAL		5M, 21D	5M, 21D	*NONE
NON-JURY	11	1M, 0D	0M, 23D	0M, 14D 2M, 3D	NO	PRETRIAL		NO	PRETRIAL		4M, 28D	4M, 6D	1M, 24D 10M, 7D
COMBINED	12	1M, 3D	0M, 26D	0M, 14D 2M, 7D	NO	PRETRIAL		NO	PRETRIAL		5M, 0D	4M, 17D	1M, 24D 10M, 7D
OCEAN COUNTY													
JURY		-----NO CASES-----											
NON-JURY	32	1M, 13D	1M, 11D	0M, 12D 3M, 3D	NO	PRETRIAL		NO	PRETRIAL		6M, 28D	5M, 29D	3M, 2D 18M, 7D
COMBINED	32	1M, 13D	1M, 11D	0M, 12D 3M, 3D	NO	PRETRIAL		NO	PRETRIAL		6M, 28D	5M, 29D	3M, 2D 18M, 7D
PASSAIC COUNTY													
JURY	5	3M, 0D	2M, 20D	1M, 22D 5M, 29D	NO	PRETRIAL		NO	PRETRIAL		6M, 19D	6M, 5D	4M, 17D 9M, 20D
NON-JURY	36	1M, 22D	1M, 5D	0M, 12D 7M, 27D	NO	PRETRIAL		NO	PRETRIAL		5M, 3D	4M, 10D	2M, 19D 10M, 7D
COMBINED	41	1M, 27D	1M, 13D	0M, 12D 7M, 27D	NO	PRETRIAL		NO	PRETRIAL		5M, 8D	4M, 19D	2M, 19D 10M, 7D

COUNTY DISTRICT COURTS - COMPLAINTS ON WHICH TRIALS COMMENCED DURING APRIL, 1978 1/

COUNTY	NO OF CASES TRIED	PERIOD FROM COMPLAINT TO ANSWER			PERIOD FROM ANSWER TO PRETRIAL			PERIOD FROM PRETRIAL TO TRIAL			PERIOD FROM COMPLAINT TO TRIAL		
		MEAN	MEDIAN	RANGE	MEAN	MEDIAN	RANGE	MEAN	MEDIAN	RANGE	MEAN	MEDIAN	RANGE
SALEM COUNTY													
JURY							NO CASES						
NON-JURY	8	2M, 9D	2M, 1D	0M, 20D 4M, 20D	NO	PRETRIAL		NO	PRETRIAL		12M, 17D	10M, 11D	2M, 19D 31M, 21D
COMBINED	8	2M, 9D	2M, 1D	0M, 20D 4M, 20D	NO	PRETRIAL		NO	PRETRIAL		12M, 17D	10M, 11D	2M, 19D 31M, 21D
SOMERSET COUNTY													
JURY	2	0M, 8D	0M, 8D	0M, 7D 0M, 10D	NO	PRETRIAL		NO	PRETRIAL		10M, 25D	10M, 25D	8M, 25D 12M, 26D
NON-JURY	18	2M, 14D	0M, 24D	0M, 4D 17M, 9D	NO	PRETRIAL		NO	PRETRIAL		9M, 16D	7M, 12D	4M, 28D 24M, 11D
COMBINED	20	2M, 8D	0M, 22D	0M, 4D 17M, 9D	NO	PRETRIAL		NO	PRETRIAL		9M, 20D	8M, 0D	4M, 28D 24M, 11D
SUSSEX COUNTY													
JURY	2	3M, 4D	3M, 4D	0M, 24D 5M, 14D	NO	PRETRIAL		NO	PRETRIAL		17M, 14D	17M, 14D	15M, 25D 19M, 3D
NON-JURY	2	0M, 13D	0M, 13D	0M, 0D 0M, 26D	NO	PRETRIAL		NO	PRETRIAL		10M, 29D	10M, 29D	10M, 15D 11M, 13D
COMBINED	4	1M, 23D	0M, 25D	0M, 0D 5M, 14D	NO	PRETRIAL		NO	PRETRIAL		14M, 6D	13M, 19D	10M, 15D 19M, 3D
UNION COUNTY													
JURY							NO CASES						
NON-JURY	33	1M, 15D	1M, 4D	0M, 15D 7M, 16D	NO	PRETRIAL		NO	PRETRIAL		4M, 1D	3M, 0D	1M, 8D 9M, 23D
COMBINED	33	1M, 15D	1M, 4D	0M, 15D 7M, 16D	NO	PRETRIAL		NO	PRETRIAL		4M, 1D	3M, 0D	1M, 8D 9M, 23D



COUNTY DISTRICT COURTS - COMPLAINTS ON WHICH TRIALS COMMENCED DURING APRIL, 1978 1/

COUNTY	NO OF CASES TRIED	PERIOD FROM COMPLAINT TO ANSWER			PERIOD FROM ANSWER TO PRETRIAL			PERIOD FROM PRETRIAL TO TRIAL			PERIOD FROM COMPLAINT TO TRIAL		
		MEAN	MEDIAN	RANGE	MEAN	MEDIAN	RANGE	MEAN	MEDIAN	RANGE	MEAN	MEDIAN	RANGE
WARREN COUNTY													
JURY							NO CASES						
NON-JURY	3	1M, 12D	1M, 3D	0M, 20D 2M, 14D			NO PRETRIAL			NO PRETRIAL	3M, 22D	4M, 1D	1M, 10D 5M, 24D
COMBINED	3	1M, 12D	1M, 3D	0M, 20D 2M, 14D			NO PRETRIAL			NO PRETRIAL	3M, 22D	4M, 1D	1M, 10D 5M, 24D
8 LARGEST COUNTIES <u>2/</u>													
JURY	24	1M, 20D	1M, 6D	0M, 9D 5M, 29D			NO PRETRIAL			NO PRETRIAL	12M, 27D	12M, 27D	3M, 11D 27M, 12D
NON-JURY	211	2M, 7D	1M, 5D	0M, 1D 24M, 20D			NO PRETRIAL			NO PRETRIAL	8M, 8D	7M, 12D	1M, 8D 28M, 23D
COMBINED	235	2M, 5D	1M, 5D	0M, 1D 24M, 20D			NO PRETRIAL			NO PRETRIAL	8M, 22D	7M, 23D	1M, 8D 28M, 23D
13 REMAINING COUNTIES													
JURY	7	1M, 15D	0M, 24D	0M, 7D 5M, 14D			NO PRETRIAL			NO PRETRIAL	11M, 2D	8M, 27D	5M, 21D 19M, 3D
NON-JURY	135	1M, 25D	1M, 2D	0M, 0D 17M, 0D			NO PRETRIAL			NO PRETRIAL	8M, 15D	7M, 2D	1M, 10D 31M, 21D
COMBINED	142	1M, 24D	1M, 1D	0M, 0D 17M, 0D			NO PRETRIAL			NO PRETRIAL	8M, 19D	7M, 3D	1M, 10D 31M, 21D
STATE TOTAL													
JURY	31	1M, 19D	1M, 2D	0M, 7D 5M, 29D			NO PRETRIAL			NO PRETRIAL	12M, 15D	12M, 18D	3M, 11D 27M, 12D
NON-JURY	346	2M, 2D	1M, 4D	0M, 0D 24M, 20D			NO PRETRIAL			NO PRETRIAL	8M, 11D	7M, 5D	1M, 8D 31M, 21D
COMBINED	377	2M, 1D	1M, 4D	0M, 0D 24M, 20D			NO PRETRIAL			NO PRETRIAL	8M, 21D	7M, 12D	1M, 8D 31M, 21D
<u>1/</u> Excluding Small Claims and Tenancy. <u>2/</u> As to population, 1970 U.S. Census: Bergen, Camden, Essex, Hudson, Middlesex, Monmouth, Passaic, Union. Also coincides with estimated population, 7/1/76, official State estimates by Office of Business Economics, N. J. Department of Labor & Industry. (Provisional estimates published and certified March 9, 1978.) Note: When "*NONE" is used in place of the range, there is either a single case (time interval) in that category or 2 or more cases with the same time interval.													

COUNTY DISTRICT COURTS--AUTO NEGLIGENCE TRIALS COMMENCED DURING APRIL, 1978 AND OCTOBER, 1977  
PERIOD FROM COMPLAINT TO TRIAL  
Summary of Time Interval Studies and Comparison of Totals With March, 1977 Study

COUNTY	Date of Study	Total Auto Negligence Trials Commenced				Personal Injury				No Personal Injury			
		Total No. of Trials	Mean	Median	Range	Total No. of Trials	Mean	Median	Range	Total No. of Trials	Mean	Median	Range
<u>8 Largest Counties **</u>	4/78	12	10m 11d	9m 28d	3m 11d-25m 1d	4	8m 6d	8m 13d	3m 11d-12m 18d	8	11m 14d	10m 8d	4m 17d-25m 1d
Jury	10/77	20	13m 17d	12m 16d	5m 22d-31m 17d	5	12m 26d	11m 8d	10m 4d-19m 28d	15	13m 24d	13m 11d	5m 22d-31m 17d
Non-Jury	4/78	27	8m 17d	7m 8d	2m 5d-28m 2d	0 --	-----No Cases--	-----	-----	27	8m 17d	7m 8d	2m 5d-28m 2d
	10/77	36	7m 7d	6m 2d	1m 26d-19m 11d	1	8m 10d	8m 10d	*None	35	7m 6d	5m 28d	1m 26d-19m 11d
Combined	4/78	39	9m 4d	7m 9d	2m 5d-28m 2d	4	8m 6d	8m 13d	3m 11d-12m 18d	35	9m 7d	7m 9d	2m 5d-28m 2d
	10/77	56	9m 15d	8m 9d	1m 26d-31m 17d	6	12m 3d	11m 6d	8m 10d-19m 28d	50	9m 5d	7m 26d	1m 26d-31m 17d
<u>13 Remaining Counties</u>	4/78	2	12m 19d	12m 19d	6m 5d-19m 3d	0 --	-----No Cases--	-----	-----	2	12m 19d	12m 19d	6m 5d-19m 3d
Jury	10/77	3	11m 21d	9m 5d	6m 19d-19m 10d	0 --	-----No Cases--	-----	-----	3	11m 21d	9m 5d	6m 19d-19m 10d
Non-Jury	4/78	16	13m 4d	11m 24d	3m 1d-31m 21d	0 --	-----No Cases--	-----	-----	16	13m 4d	11m 24d	3m 1d-31m 21d
	10/77	13	8m 14d	8m 26d	4m 18d-13m 28d	0 --	-----No Cases--	-----	-----	13	8m 14d	8m 26d	4m 18d-13m 28d
Combined	4/78	18	13m 3d	11m 24d	3m 1d-31m 21d	0 --	-----No Cases--	-----	-----	18	13m 3d	11m 24d	3m 1d-31m 21d
	10/77	16	9m 2d	9m 0d	4m 18d-19m 10d	0 --	-----No Cases--	-----	-----	16	9m 2d	9m 0d	4m 18d-19m 10d
<u>STATE TOTAL</u>	4/78	14	10m 21d	9m 28d	3m 11d-25m 1d	4	8m 6d	8m 13d	3m 11d-12m 18d	10	11m 21d	10m 8d	4m 17d-25m 1d
Jury	10/77	23	13m 10d	11m 23d	5m 22d-31m 17d	5	12m 26d	11m 8d	10m 4d-19m 28d	18	13m 14d	13m 10d	5m 22d-31m 17d
	3/77	20	13m 8d	9m 0d	3m 25d-65m 8d	3	27m 7d	12m 19d	3m 25d-65m 8d	17	10m 24d	8m 5d	5m 0d-35m 4d
Non-Jury	4/78	43	10m 8d	8m 18d	2m 5d-31m 21d	0 --	-----No Cases--	-----	-----	43	10m 8d	8m 18d	2m 5d-31m 21d
	10/77	49	7m 17d	6m 6d	1m 26d-19m 11d	1	8m 10d	8m 10d	*None	48	7m 16d	6m 5d	1m 26d-19m 11d
	3/77	54	8m 5d	6m 3d	1m 13d-77m 22d	4	5m 22d	4m 8d	2m 29d-11m 11d	50	8m 10d	6m 7d	1m 13d-77m 22d
Combined	4/78	57	10m 11d	8m 18d	2m 5d-31m 21d	4	8m 6d	8m 13d	3m 11d-12m 18d	53	10m 16d	8m 18d	2m 5d-31m 21d
	10/77	72	9m 12d	8m 10d	1m 26d-31m 17d	6	12m 3d	11m 6d	8m 10d-19m 28d	66	9m 4d	8m 6d	1m 26d-31m 17d
	3/77	74	9m 16d	7m 0d	1m 13d-77m 22d	7	14m 28d	5m 1d	2m 29d-65m 8d	67	8m 29d	7m 4d	1m 13d-77m 22d

\* Where "None" is used in place of the range, there is either a single case (time interval) in that category or 2 or more cases with the same time interval.

\*\* As to population, 1970 U.S. Census: Bergen, Camden, Essex, Hudson, Middlesex, Monmouth, Passaic, Union. Also coincides with estimated population, 7/1/76, official State estimates by Office of Business Economics, N.J. Department of Labor and Industry. (Provisional estimates published and certified March 9, 1978.)

COUNTY DISTRICT COURTS--TORT TRIALS OTHER THAN AUTO NEGLIGENCE COMMENCED DURING APRIL, 1978 AND OCTOBER, 1977  
PERIOD FROM COMPLAINT TO TRIAL  
Summary of Time Interval Studies And Comparison of Totals With March, 1977 Study

COUNTY	Date of Study	Total Tort Trials Other Than Auto Negligence Commenced				Personal Injury				No Personal Injury			
		Total No. of Trials	Mean	Median	Range	Total No. of Trials	Mean	Median	Range	Total No. of Trials	Mean	Median	Range
<u>8 Largest Counties **</u>	4/78	3	19m 25d	22m 13d	9m 20d-27m 12d	2	24m 27d	24m 27d	22m 13d-27m 12d	1	9m 20d	9m 20d	*None
Jury	10/77	11	11m 6d	11m 11d	5m 5d-15m 4d	9	10m 18d	11m 1d	5m 5d-14m 12d	2	13m 26d	13m 26d	12m 19d-15m 4d
Non-Jury	4/78	10	11m 6d	10m 26d	3m 6d-23m 26d	2	23m 9d	23m 9d	22m 23d-23m 26d	8	8m 26d	10m 11d	3m 6d-11m 17d
	10/77	22	6m 24d	4m 26d	1m 24d-27m 22d	7	8m 6d	4m 25d	2m 10d-27m 22d	15	6m 4d	5m 4d	1m 24d-13m 16d
Combined	4/78	13	13m 6d	11m 11d	3m 6d-27m 12d	4	24m 3d	23m 9d	22m 13d-27m 12d	9	8m 11d	9m 20d	3m 6d-11m 17d
	10/77	33	8m 8d	6m 26d	1m 24d-27m 22d	16	9m 16d	9m 23d	2m 10d-27m 22d	17	7m 1d	5m 12d	1m 24d-15m 4d
<u>13 Remaining Counties</u>	4/78	0 --	-----No	Cases--	-----	0 --	-----No	Cases--	-----	0 --	-----No	Cases--	-----
Jury	10/77	2	6m 7d	6m 7d	3m 13d-9m 1d	1	3m 13d	3m 13d	*None	1	9m 1d	9m 1d	*None
Non-Jury	4/78	14	6m 25d	5m 8d	1m 10d-20m 15d	1	8m 11d	8m 11d	*None	13	6m 22d	4m 25d	1m 10d-20m 15d
	10/77	7	10m 25d	10m 15d	4m 0d-20m 16d	0 --	-----No	Cases--	-----	7	10m 25d	10m 15d	4m 0d-20m 16d
Combined	4/78	14	6m 25d	5m 8d	1m 10d-20m 15d	1	8m 11d	8m 11d	*None	13	6m 22d	4m 25d	1m 10d-20m 15d
	10/77	9	9m 25d	9m 26d	3m 13d-20m 16d	1	3m 13d	3m 13d	*None	8	10m 18d	10m 5d	4m 0d-20m 16d
<u>STATE TOTAL</u>	4/78	3	19m 25d	22m 13d	9m 20d-27m 12d	2	24m 27d	24m 27d	22m 13d-27m 12d	1	9m 20d	9m 20d	*None
Jury	10/77	13	10m 13d	11m 1d	3m 13d-15m 4d	10	9m 26d	10m 15d	3m 13d-14m 12d	3	12m 8d	12m 19d	9m 1d-15m 4d
	3/77	10	10m 23d	11m 0d	5m 9d-17m 0d	3	9m 10d	10m 29d	5m 9d-11m 23d	7	11m 12d	11m 1d	5m 16d-17m 0d
Non-Jury	4/78	24	8m 20d	6m 26d	1m 10d-23m 26d	3	18m 10d	22m 23d	8m 11d-23m 26d	21	7m 14d	6m 0d	1m 10d-20m 15d
	10/77	29	7m 23d	5m 12d	1m 24d-27m 22d	7	8m 6d	4m 25d	2m 10d-27m 22d	22	7m 19d	6m 12d	1m 24d-20m 16d
	3/77	41	5m 17d	5m 14d	1m 14d-26m 11d	4	5m 26d	5m 19d	3m 17d-8m 21d	37	5m 16d	5m 13d	1m 14d-26m 11d
Combined	4/78	27	9m 27d	8m 0d	1m 10d-27m 12d	5	20m 29d	22m 23d	8m 11d-27m 12d	22	7m 12d	6m 0d	1m 10d-20m 15d
	10/77	42	8m 18d	9m 8d	1m 24d-27m 22d	17	9m 5d	9m 16d	2m 10d-27m 22d	25	8m 6d	6m 26d	1m 24d-20m 16d
	3/77	51	6m 17d	5m 22d	1m 14d-26m 11d	7	7m 11d	5m 23d	3m 17d-11m 23d	44	6m 14d	5m 19d	1m 14d-26m 11d

\* Where "None" is used in place of the range, there is either a single case (time interval) in that category or 2 or more cases with the same time interval.

\*\* As to population, 1970 U.S. Census: Bergen, Camden, Essex, Hudson, Middlesex, Monmouth, Passaic, Union. Also coincides with estimated population, 7/1/76, official State estimates by Office of Business Economics, N.J. Department of Labor and Industry. (Provisional estimates published and certified March 9, 1978.)

COUNTY DISTRICT COURTS - CONTRACT TRIALS COMMENCED

DURING APRIL, 1978 AND OCTOBER, 1977

PERIOD FROM COMPLAINT TO TRIAL

SUMMARY OF TIME INTERVAL STUDIES AND COMPARISON OF

TOTALS WITH MARCH, 1977 STUDY

COUNTY	DATE OF STUDY	TOTAL CONTRACT TRIALS COMMENCED			
		NO. OF TRIALS	MEAN	MEDIAN	RANGE
<u>8 Largest Counties</u> ** Jury	4/78	9	14m 0d	13m 29d	8m 16d-20m 28d
	10/77	20	12m 23d	12m 4d	6m 7d-20m 13d
Non-Jury	4/78	174	8m 1d	7m 7d	1m 8d-28m 23d
	10/77	204	8m 0d	5m 27d	1m 15d-61m 27d
Combined	4/78	183	8m 10d	7m 21d	1m 8d-28m 23d
	10/77	224	8m 13d	6m 19d	1m 15d-61m 27d
<u>13 Remaining Counties</u> Jury	4/78	5	10m 13d	8m 27d	5m 21d-15m 25d
	10/77	1	7m 17d	7m 17d	* None
Non-Jury	4/78	105	8m 1d	6m 28d	1m 24d-27m 2d
	10/77	74	8m 17d	7m 19d	1m 16d-21m 29d
Combined	4/78	110	8m 4d	7m 0d	1m 24d-27m 2d
	10/77	75	8m 17d	7m 17d	1m 16d-21m 29d
<u>STATE TOTAL</u> Jury	4/78	14	12m 21d	13m 7d	5m 21d-20m 28d
	10/78	21	12m 15d	12m 3d	6m 7d-20m 13d
	3/77	14	10m 15d	11m 23d	3m 0d-17m 3d
Non-Jury	4/78	279	8m 1d	7m 2d	1m 8d-28m 23d
	10/77	278	8m 5d	6m 19d	1m 15d-61m 27d
	3/77	319	7m 24d	6m 29d	0m 0d-34m 0d
Combined	4/78	293	8m 8d	7m 5d	1m 8d-28m 23d
	10/77	299	8m 14d	7m 1d	1m 15d-61m 27d
	3/77	333	7m 27d	7m 2d	0m 0d-34m 0d

\* Where "None" is used in place of the range, there is either a single case (time interval) in that category or 2 or more cases with the same time interval.

\*\* As to population, 1970 U.S. Census: Bergen, Camden, Essex, Hudson, Middlesex, Monmouth, Passaic, Union. Also coincides with estimated population, 7/1/76, official State estimates by Office of Business Economics, N.J. Department of Labor and Industry. (Provisional estimates published and certified March 9, 1978.)

COUNTY DISTRICT COURTS  
MONEY JUDGMENTS  
September 1, 1977 to August 31, 1978

COUNTY	Up to \$50 Inc.		\$50.01 to \$100		\$100.01 to \$200		\$200.01 to \$300		\$300.01 to \$400		\$400.01 to \$500		\$500.01 to \$750		\$750.01 to \$1000		\$1000.01 to \$3000		\$3000.01 and Up		Total	
	Auto Neg.	Other	Auto Neg.	Other	Auto Neg.	Other	Auto Neg.	Other	Auto Neg.	Other	Auto Neg.	Other	Auto Neg.	Other	Auto Neg.	Other	Auto Neg.	Other	Auto Neg.	Other	Auto Neg.	Other
Atlantic	0	61	0	179	2	520	2	404	3	306	3	293	3	421	3	310	8	660	0	6	24	3,160
Bergen	6	359	11	794	47	1,737	46	1,401	26	1,041	33	950	20	1,098	19	911	21	2,195	0	0	229	10,486
Burlington	0	56	0	138	5	439	7	380	7	339	11	291	15	577	16	375	31	1,009	0	2	92	3,606
Camden	0	11	3	455	7	854	8	669	14	638	11	584	18	892	10	629	17	1,496	2	36	90	6,284
Cape May	0	38	0	60	0	140	3	129	0	111	1	71	4	121	1	64	2	211	0	0	11	945
Cumberland	0	192	0	250	2	495	3	300	5	249	4	229	10	379	5	252	21	583	0	0	50	2,929
Essex	2	424	4	1,124	25	2,487	31	2,001	34	1,775	31	1,680	81	2,138	39	1,688	108	2,479	0	0	355	15,796
Gloucester	0	56	0	119	3	299	5	256	4	200	3	212	9	290	7	182	22	492	0	0	53	2,106
Hudson	1	244	5	579	29	1,207	24	937	32	740	36	674	27	998	32	661	50	1,620	0	0	236	7,660
Hunterdon	0	22	0	34	1	91	0	95	1	63	1	67	1	97	1	56	1	161	0	7	6	693
Mercer	0	107	2	286	5	917	12	694	12	565	9	582	12	746	20	542	30	1,018	1	4	103	5,461
Middlesex	0	154	3	365	24	1,023	27	840	16	669	18	542	41	947	8	584	37	1,543	0	7	174	6,674
Monmouth	0	99	1	212	3	735	10	698	7	690	6	568	9	917	7	617	12	1,465	0	1	55	6,002
Morris	1	116	3	280	12	614	16	500	8	397	15	370	9	479	7	329	13	866	0	0	84	3,951
Ocean	0	30	0	121	1	396	1	394	2	332	4	312	7	507	0	387	8	1,029	0	7	23	3,515
Passaic	5	213	8	517	47	1,221	45	912	38	660	32	529	41	920	33	526	48	1,340	0	0	297	6,838
Salem	0	2	0	4	0	44	2	44	2	44	1	38	3	101	5	64	4	142	0	2	17	485
Somerset	2	58	12	106	16	298	15	258	10	211	10	197	8	244	5	159	13	421	0	3	91	1,955
Sussex	0	49	0	94	0	213	3	162	0	137	2	140	0	175	1	110	2	278	1	1	9	1,359
Union	3	152	7	435	8	1,277	20	931	12	697	14	606	18	929	22	630	28	1,315	1	60	133	7,032
Warren	1	11	1	19	2	89	1	83	2	76	0	62	2	96	1	81	1	215	0	0	11	732
TOTAL	21	2,454	60	6,171	239	15,096	281	12,088	235	9,940	245	8,997	338	13,072	242	9,157	477	20,538	5	156	2,143	97,669
TOTAL 1 YEAR AGO	57	2,480	163	6,393	336	14,220	350	11,250	249	9,000	304	8,425	339	13,417	252	9,171	504	19,464	13	162	2,567	93,982

SOURCE: District Court Clerks' Offices.

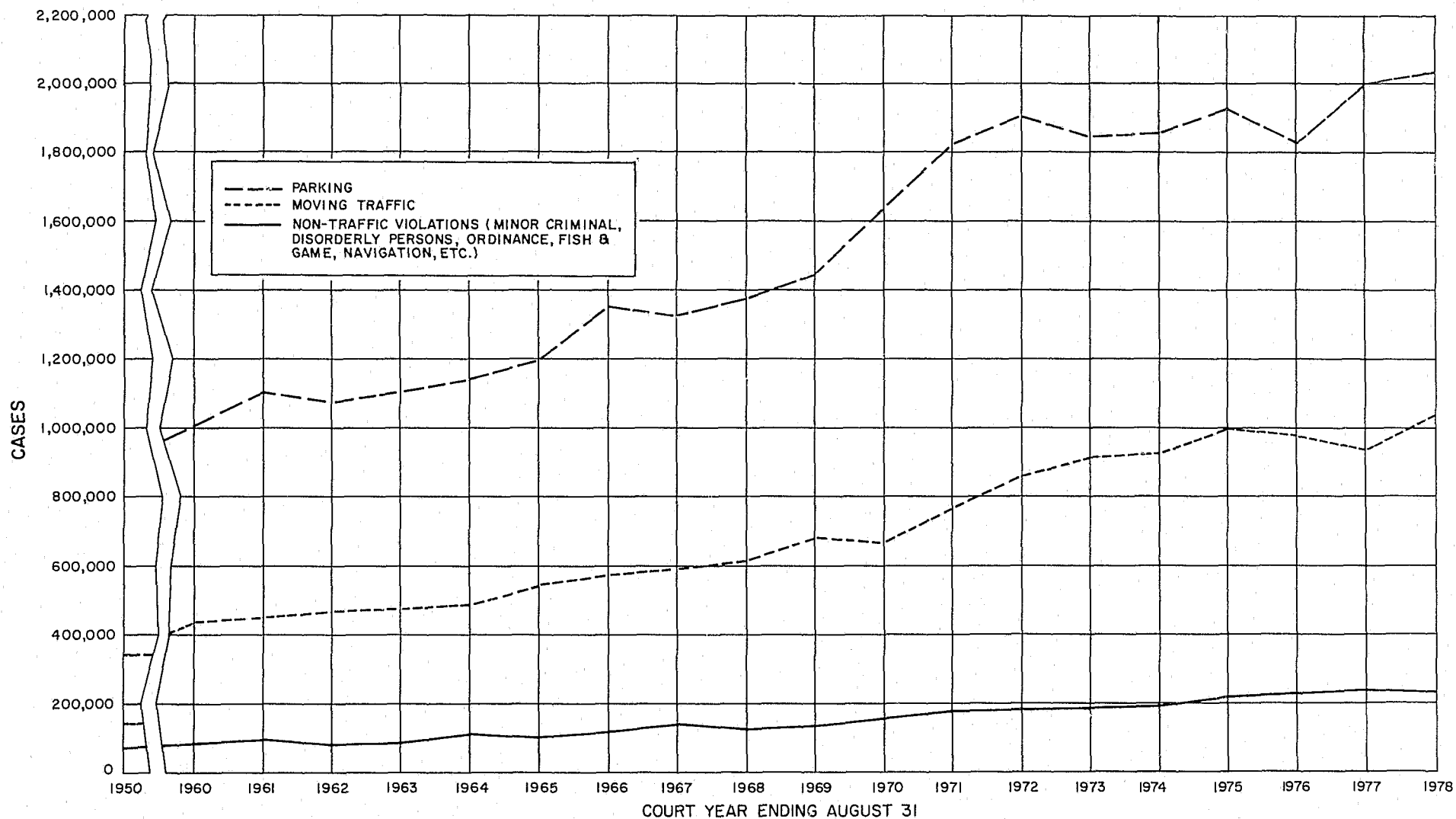
STATUS AND NUMBER OF MUNICIPAL COURTS AND JUDGES  
AS OF AUGUST 31, 1978

COUNTY	Total Number of Courts Not Including District Courts	Average Area Per Court (Sq. Mile)	Number of Joint Courts	Number of Municipalities Covered by Joint Courts	Courts with Total of 50 Hours or Less on Bench During 1977-8	Municipal Judges		
						Lawyers	*Non-Lawyers	Total
Atlantic	20	31	1	3	1	14	1	15
Bergen	71	3	0	0	4	58	1	59
Burlington	38	22	2	4	7	17	2	19
Camden	36	6	0	0	8	20	0	20
Cape May	16	28	0	0	3	7	1	8
Cumberland	13	51	0	0	5	6	0	6
Essex	22	6	0	0	0	25	0	25
Gloucester	22	15	2	4	5	7	1	8
Hudson	12	5	0	0	0	15	0	15
Hunterdon	11	40	4	19	4	7	0	7
Mercer	13	18	0	0	1	11	0	11
Middlesex	25	13	0	0	1	16	0	16
Monmouth	53	10	1	2	13	33	0	33
Morris	40	12	0	0	1	31	0	31
Ocean	32	23	1	2	9	16	0	16
Passaic	16	12	0	0	0	15	0	15
Salem	15	25	0	0	8	3	0	3
Somerset	21	15	0	0	4	17	0	17
Sussex	17	31	4	10	4	9	0	9
Union	21	5	0	0	0	19	1	20
Warren	14	26	2	5	4	7	0	7
TOTAL	528	16	17	49	82	353	7	360
					15.5%	98.1%	1.9%	100%

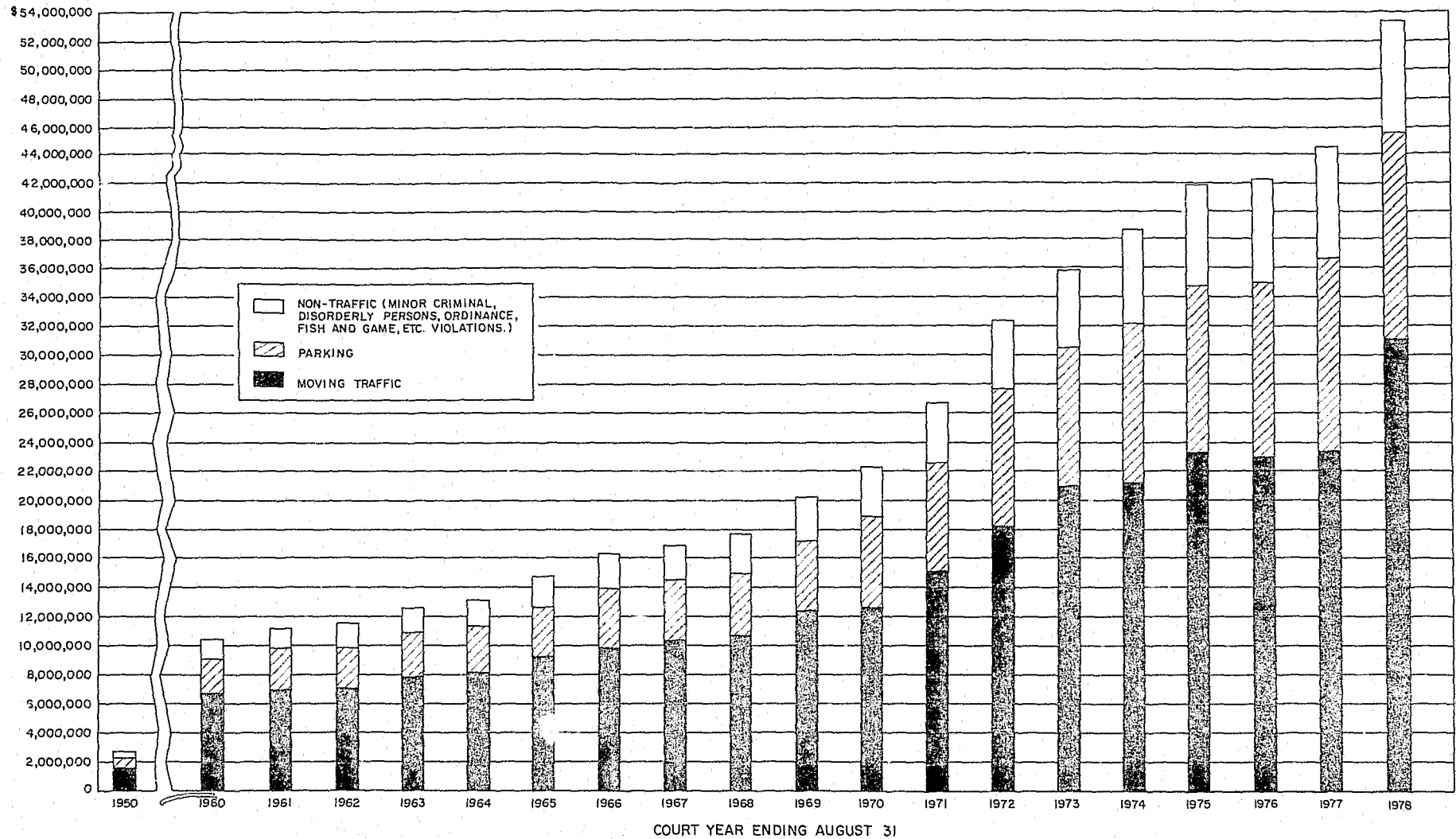
\* By statute, a municipal court judge must be an attorney at law of this State or have held the office of municipal court magistrate, recorder, police judge or justice of the peace on January 1, 1952. While all of these offices, except that of municipal court judge, have been abolished, non-attorneys continue to serve as judges of the municipal courts because they held one of the specified offices on January 1, 1952.

# MUNICIPAL COURTS COMPLAINTS DISPOSED OF BY COURT HEARINGS AND IN THE VIOLATIONS BUREAUS

BY COURT YEARS ENDING AUGUST 31,  
1960 TO DATE COMPARED WITH 1950




MUNICIPAL COURT FINES, COURT COSTS, AND FORFEITURES OF BAIL  
COURT YEARS ENDING AUGUST 31  
1960 TO DATE COMPARED WITH 1950





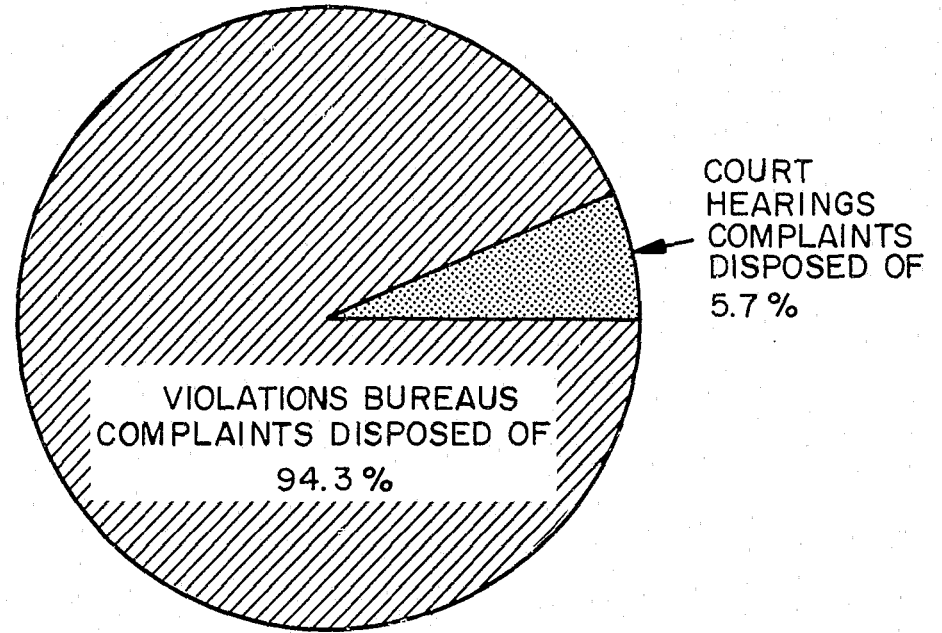
# MUNICIPAL COURTS OF NEW JERSEY SEPTEMBER 1, 1977 TO AUGUST 31, 1978

## DISPOSITION OF COMPLAINTS BY COURT HEARINGS AND VIOLATIONS BUREAUS



NON-PARKING TRAFFIC CASES

TOTAL 1,037,235 COMPLAINTS  
DISPOSED OF



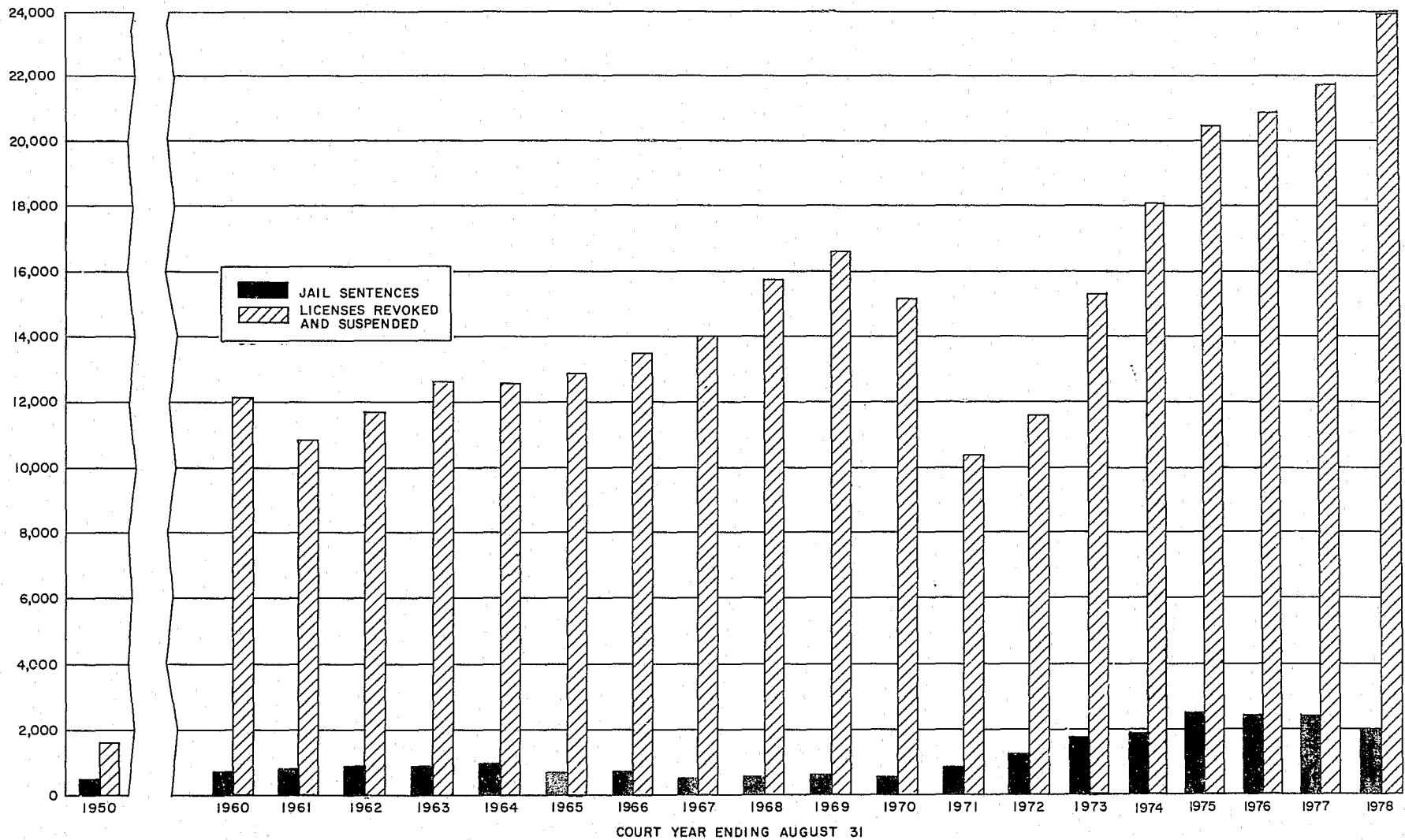
PARKING CASES

TOTAL 2,031,002 COMPLAINTS  
DISPOSED OF

NOTE: ONLY 9.7% OF THE NON-TRAFFIC CASES  
WERE DISPOSED OF IN THE VIOLATIONS BUREAUS

MUNICIPAL COURTS  
TRAFFIC (Parking and Non-Parking) CASES  
JAIL SENTENCES AND LICENSE REVOCATIONS AND SUSPENSIONS \*

COURT YEAR ENDING AUGUST 31,  
1960 TO DATE COMPARED WITH 1950



\* JAIL SENTENCES ARE FOR TRAFFIC (Parking and Non-Parking) CASES ONLY. LICENSE REVOCATIONS DO NOT INCLUDE THOSE REVOKED OR SUSPENDED BY THE DIRECTOR OF MOTOR VEHICLES, BUT DO INCLUDE 143 REVOCATIONS AND SUSPENSIONS IN DISORDERLY PERSONS AND OTHER VIOLATIONS AS PROVIDED BY STATUTES.

**PROCEEDINGS IN THE MUNICIPAL COURTS<sup>(1)</sup>**  
**TRAFFIC CASES (NON-PARKING), PARKING CASES AND CRIMINAL CASES**  
**SEPTEMBER 1, 1977 TO AUGUST 31, 1978**

COUNTY AND TYPE OF CASE	TOTAL HOURS ON BENCH (REPORTED MONTHLY TO NEAREST HOUR) (2)	NOTICES IN LIEU OF COMPLAINTS HEARD, R.7-3.2. ("INFORMAL COMPLAINTS") (3)	COMPLAINTS FILED	INDICTABLE COMPLAINTS REFERRED TO COUNTY PROSECUTOR (4)	COMPLAINTS REFERRED TO J & OR COURT OR OTHER MUNICIPAL COURT	COMPLAINTS ADJUDICATED IN MUNIC. CT., ON WAIVER OF INDICT. & JURY TRIAL (5)	CONVICTIONS AND GUILTY PLEAS IN OPEN COURT	DISMISSALS AFTER COND. DISCH. (NARCOTICS) AND PRE-TRIAL INTERVENTION (6)	DISMISSALS AND FINDINGS OF NOT GUILTY OTHER THAN THOSE IN PRIOR COLUMN	COMPLAINTS DISPOSED OF THROUGH VIOLATIONS BUREAU, R.7-7	FINES, COURT COSTS & FORFEITURES OF BAIL ASSESSED (EVEN IF NOT ACTUALLY REC'D.), TOTAL, COURT & VIOL. BUR.	DEFENDANTS SENTENCED TO JAIL	DEFENDANTS PLACED ON PROBATION (7)	N. J. MOTOR VEHICLE LICENSES REVOKED OR SUSPENDED BY THE COURT (8)	SUSPENDED SENTENCES (9)
<b>ATLANTIC COUNTY MUNICIPAL COURTS ONLY</b>															
TRAF	1,710	0	50,287	0	18	0	10,864	0	2,197	29,599	\$ 1,484,502	67	0	1,359	326
PARK	70	0	43,600	0	0	0	289	0	600	29,653	\$ 248,788	0	1	0	86
CRIM	1,615	137	15,458	2,708	47	286	3,152	309	4,517	430	\$ 331,872	672	254	4	777
TOTAL	3,395	137	109,345	2,708	65	286	14,305	309	7,314	59,682	\$ 2,065,162	739	255	1,363	1,189
<b>ATLANTIC COUNTY DISTRICT COURT - (CONCURRENT JURISDICTION)</b>															
TRAF	0	0	0	0	0	0	0	0	0	0	\$ 0	0	0	0	0
PARK	0	0	0	0	0	0	0	0	0	0	\$ 0	0	0	0	0
CRIM	0	0	1	0	0	0	0	0	1	0	\$ 0	0	0	0	0
TOTAL	0	0	1	0	0	0	0	0	1	0	\$ 0	0	0	0	0
<b>ATLANTIC COUNTY TOTALS</b>															
TRAF	1,710	0	50,287	0	18	0	10,864	0	2,197	29,599	\$ 1,484,502	67	0	1,359	326
PARK	70	0	43,600	0	0	0	289	0	600	29,653	\$ 248,788	0	1	0	86
CRIM	1,615	137	15,459	2,708	47	286	3,152	309	4,518	430	\$ 331,872	672	254	4	777
TOTAL	3,395	137	109,346	2,708	65	286	14,305	309	7,315	59,682	\$ 2,065,162	739	255	1,363	1,189
<b>BERGEN COUNTY MUNICIPAL COURTS ONLY</b>															
TRAF	4,640	0	72,616	0	48	0	19,303	0	4,439	44,208	\$ 1,816,418	45	31	1,405	572
PARK	918	0	286,561	0	1	0	5,277	0	4,123	236,674	\$ 1,409,372	1	0	2	874
CRIM	4,089	257	20,430	3,902	109	174	6,420	1,120	5,370	1,229	\$ 391,960	578	527	11	1,305
TOTAL	9,647	257	379,607	3,902	158	174	31,000	1,120	13,932	282,111	\$ 3,617,750	624	558	1,418	2,851
<b>BERGEN COUNTY DISTRICT COURT - (CONCURRENT JURISDICTION)</b>															
TRAF	283	0	27,653	0	0	0	2,785	0	771	19,969	\$ 722,917	5	0	249	24
PARK	0	0	2,788	0	0	0	26	0	43	1,863	\$ 3,943	0	0	0	3
CRIM	463	0	2,183	755	1	473	184	63	226	340	\$ 24,341	23	45	2	47
TOTAL	746	0	32,624	755	1	473	2,995	63	1,040	22,172	\$ 751,201	28	45	251	74
<b>BERGEN COUNTY TOTALS</b>															
TRAF	4,923	0	100,269	0	48	0	22,088	0	5,210	64,177	\$ 2,539,335	50	31	1,654	696
PARK	918	0	289,349	0	1	0	5,303	0	4,166	238,537	\$ 1,413,315	1	0	2	877
CRIM	4,552	257	22,613	4,657	110	647	6,604	1,183	5,596	1,569	\$ 416,301	601	572	13	1,352
TOTAL	10,393	257	412,231	4,657	159	647	33,995	1,183	14,972	304,283	\$ 4,368,951	652	603	1,669	2,925
<b>BURLINGTON COUNTY TOTALS - (NO MATTERS HEARD IN COUNTY DISTRICT COURT ON CONCURRENT JURISDICTION)</b>															
TRAF	3,083	0	97,455	0	73	0	19,525	0	3,934	62,320	\$ 2,715,871	102	15	1,739	1,068
PARK	70	0	15,692	0	0	0	562	0	240	13,788	\$ 87,045	3	2	0	159
CRIM	2,202	259	18,149	4,252	25	77	6,586	504	4,287	1,647	\$ 668,532	399	323	8	778
TOTAL	5,355	259	131,296	4,252	98	77	26,673	504	8,461	77,755	\$ 3,471,448	504	340	1,747	2,005
<b>CAMDEN COUNTY TOTALS - (NO MATTERS HEARD IN COUNTY DISTRICT COURT ON CONCURRENT JURISDICTION)</b>															
TRAF	2,419	0	66,892	0	12	0	21,649	0	8,182	33,483	\$ 1,770,687	527	13	1,655	1,700
PARK	261	0	102,529	0	0	0	5,263	0	3,458	85,882	\$ 707,740	35	0	1	202
CRIM	2,768	471	22,101	6,310	12	111	5,043	1,333	6,368	428	\$ 455,951	452	521	14	1,097
TOTAL	5,448	471	191,602	6,310	24	111	31,955	1,333	18,008	119,793	\$ 2,934,378	1,014	534	1,670	2,999
<b>CAPE MAY COUNTY TOTALS - (NO MATTERS HEARD IN COUNTY DISTRICT COURT ON CONCURRENT JURISDICTION)</b>															
TRAF	1,416	0	20,257	0	38	0	5,799	0	814	11,034	\$ 628,697	27	1	521	42
PARK	340	0	62,067	0	0	0	406	0	1,205	39,086	\$ 312,765	1	0	2	44
CRIM	1,349	9	9,500	1,642	316	155	3,334	291	1,703	707	\$ 328,577	192	20	2	137
TOTAL	3,105	9	91,824	1,642	354	155	9,539	291	3,722	50,827	\$ 1,270,039	220	21	525	223
<b>CUMBERLAND COUNTY TOTALS - (NO MATTERS HEARD IN COUNTY DISTRICT COURT ON CONCURRENT JURISDICTION)</b>															
TRAF	1,260	0	24,657	0	49	0	10,639	0	2,559	11,087	\$ 731,875	96	0	836	1,447
PARK	36	0	8,615	0	0	0	627	0	115	7,402	\$ 36,315	4	0	0	59
CRIM	1,109	100	11,644	2,375	854	87	4,567	44	2,880	343	\$ 232,309	284	62	3	784
TOTAL	2,405	100	44,916	2,375	903	87	15,833	44	5,560	18,832	\$ 1,000,499	384	62	839	2,290

**PROCEEDINGS IN THE MUNICIPAL COURTS<sup>(1)</sup>**  
**TRAFFIC CASES (NON-PARKING), PARKING CASES AND CRIMINAL CASES**  
**SEPTEMBER 1, 1977 TO AUGUST 31, 1978**

COUNTY AND TYPE OF CASE	TOTAL HOURS ON BENCH REPORTED MONTHLY TO NEAREST HOUR, (2)	NOTICES IN LIEU OF COMPLAINTS HEARD, R.7-2, ("INFORMAL COMPLAINTS") (3)	COMPLAINTS FILED	INDICTABLE COMPLAINTS REFERRED TO COUNTY PROSECUTOR (4)	COMPLAINTS REFERRED TO J & DR COURT OR OTHER MUNICIPAL COURT	COMPLAINTS ADJUDICATED IN MUNIC. CT., ON WAIVER OF INDICT. & JURY TRIAL (5)	CONVICTIONS AND GUILTY PLEAS IN OPEN COURT	DISMISSALS AFTER COND. DISCH. (NAP-COTIC) AND PRE-TRIAL INTERVIEW (6)	DISMISSALS AND FINDINGS OF NOT GUILTY OTHER THAN THOSE IN PRIOR COLUMN	COMPLAINTS DISPOSED OF THROUGH VIOLATIONS BUREAU, R.7-7	FINES, COURT COSTS & FORFEITURES OF BAIL ASSESSED (EVEN IF NOT ACTUALLY REC'D.). TOTAL, COURT & VIOL. BUR.	DEFENDANTS SENTENCED TO JAIL	DEFENDANTS PLACED ON PROBATION (7)	N. J. MOTOR VEHICLE LICENSES REVOKED OR SUSPENDED BY THE COURT (8)	SUSPENDED SENTENCES (9)
<b>ESSEX COUNTY TOTALS - (NO MATTERS HEARD IN COUNTY DISTRICT COURT ON CONCURRENT JURISDICTION)</b>															
TRAF	3,210	0	76,683	0	14	0	20,566	0	4,016	47,607	\$ 2,006,391	87	212	1,238	1,156
PARK	1,144	0	542,290	0	3	0	30,694	0	9,225	386,778	\$ 4,097,821	21	275	21	5,406
CRIM	9,446	982	55,297	7,999	173	1,202	15,509	927	11,699	1,413	\$ 877,273	1,498	1,786	9	3,804
TOTAL	13,800	982	674,270	7,999	190	1,202	66,769	927	24,940	435,798	\$ 6,981,485	1,506	2,273	1,268	10,366
<b>GLOUCESTER COUNTY TOTALS - (NO MATTERS HEARD IN COUNTY DISTRICT COURT ON CONCURRENT JURISDICTION)</b>															
TRAF	1,569	0	39,670	0	9	0	8,617	0	2,848	23,080	\$ 1,034,046	23	2	1,026	786
PARK	45	0	10,521	0	0	0	268	0	295	8,729	\$ 58,630	1	0	0	16
CRIM	1,127	38	8,143	2,081	23	9	2,072	300	2,555	248	\$ 149,418	121	157	17	251
TOTAL	2,741	38	58,334	2,081	32	9	10,957	300	5,698	32,057	\$ 1,242,294	145	159	1,043	1,053
<b>HUDSON COUNTY MUNICIPAL COURTS ONLY</b>															
TRAF	1,740	0	47,404	0	39	0	7,827	0	2,777	25,422	\$ 1,134,163	44	0	520	459
PARK	425	0	685,060	0	2	0	5,298	0	5,985	425,270	\$ 2,902,588	4	1	13	1,651
CRIM	5,972	2,156	25,330	4,996	117	174	6,507	1,188	8,616	51	\$ 401,358	635	654	14	1,391
TOTAL	8,137	2,156	757,794	4,996	158	174	19,632	1,188	17,378	450,743	\$ 4,438,109	683	655	547	3,501
<b>HUDSON COUNTY DISTRICT COURT - (CONCURRENT JURISDICTION)</b>															
TRAF	406	0	8,339	0	0	0	3,242	0	410	3,912	\$ 206,388	0	0	130	102
PARK	35	0	38,107	0	0	0	504	0	316	21,967	\$ 245,515	0	0	0	395
CRIM	29	0	105	9	0	0	47	2	2	0	\$ 1,425	2	0	0	1
TOTAL	470	0	46,551	9	0	0	3,793	2	728	25,879	\$ 453,328	2	0	130	498
<b>HUDSON COUNTY TOTALS</b>															
TRAF	2,146	0	55,743	0	39	0	11,069	0	3,187	29,334	\$ 1,340,551	44	0	650	561
PARK	460	0	723,167	0	2	0	5,802	0	6,301	447,237	\$ 3,148,103	4	1	13	2,046
CRIM	6,001	2,156	25,435	5,005	117	174	6,554	1,190	8,618	51	\$ 402,783	637	654	14	1,392
TOTAL	8,607	2,156	804,345	5,005	158	174	23,425	1,190	18,106	476,622	\$ 4,891,437	685	655	677	3,999
<b>HUNTERDON COUNTY TOTALS - (NO MATTERS HEARD IN COUNTY DISTRICT COURT ON CONCURRENT JURISDICTION)</b>															
TRAF	852	0	18,673	0	10	0	3,381	0	546	13,749	\$ 528,361	10	2	270	54
PARK	34	0	5,304	0	5	0	123	0	61	4,603	\$ 27,557	0	0	0	11
CRIM	379	13	2,435	649	11	2	699	105	370	263	\$ 78,598	50	23	1	60
TOTAL	1,265	13	26,412	649	26	2	4,203	105	977	18,615	\$ 634,516	60	25	271	125
<b>MERCER COUNTY TOTALS - (NO MATTERS HEARD IN COUNTY DISTRICT COURT ON CONCURRENT JURISDICTION)</b>															
TRAF	2,534	0	62,425	0	8	0	16,580	0	4,753	37,585	\$ 1,634,854	67	32	972	1,268
PARK	214	0	107,745	0	0	0	2,324	0	5,121	107,697	\$ 567,962	3	0	2	350
CRIM	2,382	795	15,744	2,826	490	16	4,919	509	3,135	1,061	\$ 296,644	473	568	14	736
TOTAL	5,130	795	185,914	2,826	498	16	23,823	509	13,009	146,343	\$ 2,499,460	543	600	988	2,354
<b>MIDDLESEX COUNTY TOTALS - (NO MATTERS HEARD IN COUNTY DISTRICT COURT ON CONCURRENT JURISDICTION)</b>															
TRAF	4,476	0	104,503	0	6	0	24,881	0	4,754	64,550	\$ 2,891,858	66	45	1,963	1,209
PARK	307	0	92,447	0	1	0	1,998	0	885	76,170	\$ 448,613	4	1	2	441
CRIM	4,143	271	22,460	4,681	20	19	7,131	651	5,868	750	\$ 528,587	342	540	5	979
TOTAL	8,926	271	219,430	4,681	27	19	34,010	651	11,507	141,470	\$ 3,869,058	412	586	1,970	2,629
<b>MONMOUTH COUNTY TOTALS - (NO MATTERS HEARD IN COUNTY DISTRICT COURT ON CONCURRENT JURISDICTION)</b>															
TRAF	4,735	0	94,909	0	24	0	26,034	0	4,909	58,188	\$ 2,553,692	133	12	2,176	718
PARK	422	0	86,972	0	0	0	1,821	0	1,278	69,942	\$ 483,656	0	0	5	352
CRIM	4,465	486	25,324	4,075	406	223	8,562	842	6,033	3,378	\$ 635,578	550	165	7	1,316
TOTAL	9,622	486	207,205	4,075	430	223	36,417	842	12,220	131,508	\$ 3,672,926	683	177	2,188	2,386
<b>MORRIS COUNTY TOTALS - (NO MATTERS HEARD IN COUNTY DISTRICT COURT ON CONCURRENT JURISDICTION)</b>															
TRAF	2,931	0	69,475	0	35	0	14,097	0	2,592	45,267	\$ 1,819,907	69	24	1,274	213
PARK	295	0	57,632	0	6	0	1,272	0	1,160	47,419	\$ 284,395	1	0	2	182
CRIM	2,125	62	15,703	2,467	53	54	5,187	515	2,836	2,651	\$ 415,575	193	236	7	434
TOTAL	5,351	62	142,810	2,467	94	54	20,556	515	6,588	95,337	\$ 2,519,877	263	260	1,283	829

**PROCEEDINGS IN THE MUNICIPAL COURTS <sup>(1)</sup>**  
**TRAFFIC CASES (NON-PARKING), PARKING CASES AND CRIMINAL CASES**  
**SEPTEMBER 1, 1977 TO AUGUST 31, 1978**

COUNTY AND TYPE OF CASE	TOTAL HOURS ON BENCH, (REPORTED MONTHLY TO NEAREST HOUR) (2)	NOTICES IN LIEU OF COMPLAINTS HEARD, R7-3-2, ("INFORMAL COMPLAINTS") (3)	COMPLAINTS FILED	INDICTABLE COMPLAINTS REFERRED TO COUNTY PROSECUTOR (4)	COMPLAINTS REFERRED TO J & DR COURT OR OTHER MUNICIPAL COURT	COMPLAINTS ADJUDICATED IN MUNICIPAL COURT, ON WAIVER OF INDICT. & JURY TRIAL (5)	CONVICTIONS AND GUILTY PLEAS IN OPEN COURT	DISMISSALS AFTER COND. DISCH. (INAPPROPRIATE) AND PRE-TRIAL INTERVENTION (6)	DISMISSALS AND FINDINGS OF NOT GUILTY OTHER THAN THOSE IN PRIOR COLUMN	COMPLAINTS DISPOSED OF THROUGH VIOLATIONS BUREAU, R7-7	FINES, COURT COSTS & FORFEITURES OF BAIL ASSESSED (EVEN IF NOT ACTUALLY RECD.), TOTAL, COURT & VIOL. BUREAU	DEFENDANTS SENTENCED TO JAIL	DEFENDANTS PLACED ON PROBATION (7)	N. J. MOTOR VEHICLE LICENSES REVOKED OR SUSPENDED BY THE COURT (8)	SUSPENDED SENTENCES (9)
<b>OCEAN COUNTY MUNICIPAL COURTS ONLY</b>															
TRAF	2,275	0	52,502	0	60	0	11,911	0	2,147	34,163	\$ 1,610,367	95	29	1,463	739
PARK	171	0	48,879	0	0	0	813	0	902	37,833	\$ 357,078	0	0	1	75
CRIM	1,942	199	17,497	2,075	372	25	5,546	506	4,228	2,842	\$ 500,738	415	360	5	939
TOTAL	4,388	199	118,878	2,075	432	25	18,270	506	7,277	74,838	\$ 2,468,183	510	389	1,469	1,753
<b>OCEAN COUNTY DISTRICT COURT - (CONCURRENT JURISDICTION)</b>															
TRAF	0	0	0	0	0	0	0	0	0	0	\$ 0	0	0	0	0
PARK	0	0	0	0	0	0	0	0	0	0	\$ 0	0	0	0	0
CRIM	45	0	189	0	1	22	96	0	0	0	\$ 4,950	0	0	0	0
TOTAL	45	0	189	0	1	22	96	0	0	0	\$ 4,950	0	0	0	0
<b>OCEAN COUNTY TOTALS</b>															
TRAF	2,275	0	52,502	0	60	0	11,911	0	2,147	34,163	\$ 1,610,367	95	29	1,463	739
PARK	171	0	48,879	0	0	0	813	0	902	37,833	\$ 357,078	0	0	1	75
CRIM	1,987	199	17,686	2,075	373	47	5,642	506	4,228	2,842	\$ 505,688	415	360	5	939
TOTAL	4,433	199	119,067	2,075	433	47	18,366	506	7,277	74,838	\$ 2,473,133	510	389	1,469	1,753
<b>PASSAIC COUNTY TOTALS - (NO MATTERS HEARD IN COUNTY DISTRICT COURT ON CONCURRENT JURISDICTION)</b>															
TRAF	1,460	0	58,058	0	32	0	15,008	0	2,547	27,305	\$ 1,411,150	160	2	1,502	410
PARK	385	0	170,800	0	0	0	10,029	0	1,974	119,044	\$ 857,754	20	0	1	2,681
CRIM	2,410	211	20,379	3,952	440	152	8,571	370	5,150	920	\$ 454,454	846	262	3	1,262
TOTAL	4,255	211	249,237	3,952	472	152	33,608	370	9,671	147,269	\$ 2,723,358	1,026	264	1,506	4,353
<b>SALEM COUNTY TOTALS - (NO MATTERS HEARD IN COUNTY DISTRICT COURT ON CONCURRENT JURISDICTION)</b>															
TRAF	521	0	18,441	0	16	0	4,277	0	500	11,908	\$ 550,626	30	1	450	123
PARK	3	0	3,584	0	0	0	25	0	31	2,738	\$ 13,766	0	0	0	0
CRIM	382	107	3,332	575	20	17	1,449	121	521	76	\$ 198,845	24	12	0	45
TOTAL	906	107	25,357	575	36	17	5,751	121	1,052	14,722	\$ 763,237	54	13	450	168
<b>SOMERSET COUNTY TOTALS - (NO MATTERS HEARD IN COUNTY DISTRICT COURT ON CONCURRENT JURISDICTION)</b>															
TRAF	1,994	0	35,935	0	5	0	9,825	0	1,649	23,364	\$ 1,070,540	25	6	864	238
PARK	127	0	25,490	0	0	0	899	0	729	22,908	\$ 160,489	2	0	0	50
CRIM	1,170	84	8,361	959	12	19	2,552	267	1,668	1,620	\$ 229,374	155	147	2	303
TOTAL	3,291	84	69,786	959	17	19	13,276	267	4,046	47,892	\$ 1,460,403	182	153	866	591
<b>SUSSEX COUNTY MUNICIPAL COURTS ONLY</b>															
TRAF	1,006	0	15,721	0	7	0	3,476	0	530	10,774	\$ 493,343	41	5	454	14
PARK	39	0	5,623	0	1	0	128	0	104	4,910	\$ 33,894	1	0	0	10
CRIM	634	37	5,178	890	22	2	1,672	68	907	970	\$ 134,623	127	64	6	128
TOTAL	1,679	37	26,522	890	30	2	5,276	68	1,541	16,654	\$ 661,860	169	69	460	152
<b>SUSSEX COUNTY DISTRICT COURT - (CONCURRENT JURISDICTION)</b>															
TRAF	0	0	0	0	0	0	0	0	0	0	\$ 0	0	0	0	0
PARK	0	0	0	0	0	0	0	0	0	0	\$ 0	0	0	0	0
CRIM	11	0	123	69	0	0	40	0	3	5	\$ 3,315	2	11	0	5
TOTAL	11	0	123	69	0	0	40	0	3	5	\$ 3,315	2	11	0	5
<b>SUSSEX COUNTY TOTALS</b>															
TRAF	1,006	0	15,721	0	7	0	3,476	0	530	10,774	\$ 493,343	41	5	454	14
PARK	39	0	5,623	0	1	0	128	0	104	4,910	\$ 33,894	1	0	0	10
CRIM	645	37	5,301	959	22	2	1,712	68	910	975	\$ 137,938	129	75	6	133
TOTAL	1,690	37	26,645	959	30	2	5,316	68	1,544	16,659	\$ 665,175	171	80	460	157
<b>UNION COUNTY TOTALS - (NO MATTERS HEARD IN COUNTY DISTRICT COURT ON CONCURRENT JURISDICTION)</b>															
TRAF	2,963	0	66,527	0	34	0	18,594	0	2,842	39,295	\$ 1,648,636	128	21	1,187	647
PARK	455	0	193,348	0	0	0	4,837	0	3,528	159,644	\$ 1,022,359	31	0	0	887
CRIM	2,931	141	19,583	3,726	194	63	7,509	506	4,669	794	\$ 441,936	491	323	5	1,095
TOTAL	6,349	141	279,458	3,726	228	63	30,940	506	11,039	199,733	\$ 3,112,931	650	344	1,192	2,629

# PROCEEDINGS IN THE MUNICIPAL COURTS <sup>(1)</sup>

## TRAFFIC CASES (NON-PARKING), PARKING CASES AND CRIMINAL CASES

### SEPTEMBER 1, 1977 TO AUGUST 31, 1978

COUNTY AND TYPE OF CASE	TOTAL HOURS ON BENCH, (REPORTED MONTHLY TO NEAREST HOUR) (2)	NOTICES IN LIEU OF COMPLAINTS HEARD, R.7-3.2. ("INFORMAL COMPLAINTS") (3)	COMPLAINTS FILED	INDICTABLE COMPLAINTS REFERRED TO COUNTY PROSECUTOR (4)	COMPLAINTS REFERRED TO J & DR COURT OR OTHER MUNICIPAL COURT	COMPLAINTS ADJUDICATED IN MUNIC. CT., ON WAIVER OF INDICT. & JURY TRIAL (5)	CONVICTIONS AND GUILTY PLEAS IN OPEN COURT	DISMISSALS AFTER COND. DISCH. (NAR-COTIC) AND PRE-TRIAL INTERVENTION (6)	DISMISSALS AND FINDINGS OF NOT GUILTY OTHER THAN THOSE IN PRIOR COLUMN	COMPLAINTS DISPOSED OF THROUGH VIOLATIONS BUREAU, R.7-7	FINES, COURT COSTS & FORFEITURES OF BAIL ASSESSED (EVEN IF NOT ACTUALLY REC'D., TOTAL, COURT & VIOL. BUR.)	DEFENDANTS SENTENCED TO JAIL	DEFENDANTS PLACED ON PROBATION (7)	N. J. MOTOR VEHICLE LICENSES REVOKED OR SUSPENDED BY THE COURT (8)	SUSPENDED SENTENCES (9)
<b>WARREN COUNTY MUNICIPAL COURTS ONLY</b>															
TRAF	879	0	14,484	0	5	0	3,573	0	431	10,125	\$ 421,384	11	1	370	8
PARK	70	0	7,244	0	0	0	362	0	137	5,629	\$ 48,996	1	0	0	4
CRIM	700	31	3,263	581	35	24	1,626	111	580	107	\$ 108,022	95	109	4	86
TOTAL	1,649	31	24,991	581	40	24	5,561	111	1,148	15,861	\$ 578,402	107	110	374	98
<b>WARREN COUNTY DISTRICT COURT - (CONCURRENT JURISDICTION)</b>															
TRAF	75	0	6,781	0	2	0	714	0	85	4,842	\$ 149,172	0	0	89	0
PARK	1	0	17	0	0	0	0	0	1	12	\$ 120	0	0	0	0
CRIM	61	0	1,154	549	0	1	273	34	91	18	\$ 13,166	0	2	0	5
TOTAL	137	0	7,952	549	2	1	987	34	177	4,872	\$ 162,458	0	2	89	5
<b>WARREN COUNTY TOTALS</b>															
TRAF	954	0	21,265	0	7	0	4,287	0	516	14,967	\$ 570,556	11	1	459	8
PARK	71	0	7,261	0	0	0	362	0	138	5,641	\$ 49,116	1	0	0	4
CRIM	761	31	4,417	1,130	35	25	1,899	145	671	125	\$ 121,188	95	111	4	91
TOTAL	1,786	31	32,943	1,130	42	25	6,548	145	1,325	20,733	\$ 740,860	107	112	463	103
<b>STATE TOTALS - (MUNICIPAL COURTS ONLY)</b>															
TRAF	47,673	0	1,107,574	0	542	0	276,426	0	59,966	664,113	\$ 29,957,366	1,853	454	23,244	13,297
PARK	5,831	0	2,562,003	0	19	0	73,315	0	41,156	1,891,799	\$ 14,167,783	133	280	52	13,540
CRIM	53,340	6,846	345,411	63,721	3,751	2,891	108,613	10,587	83,966	21,928	\$ 7,860,224	8,592	7,113	141	17,707
TOTAL	106,844	6,846	4,014,988	63,721	4,312	2,891	458,354	10,587	185,088	2,577,840	\$ 51,985,375	10,578	7,847	23,437	44,544
<b>STATE TOTALS - (COUNTY DISTRICT COURTS ON CONCURRENT JURISDICTION)</b>															
TRAF	764	0	42,773	0	2	0	6,741	0	1,266	28,723	\$ 1,078,477	5	0	468	126
PARK	36	0	40,912	0	0	0	530	0	360	23,842	\$ 249,578	0	0	0	398
CRIM	609	0	3,755	1,382	2	496	640	99	323	363	\$ 47,197	27	58	2	58
TOTAL	1,409	0	87,440	1,382	4	496	7,911	99	1,949	52,928	\$ 1,375,252	32	58	470	582
<b>STATE TOTALS - (MUNICIPAL COURTS AND COUNTY DISTRICT COURTS ON CONCURRENT JURISDICTION)</b>															
TRAF	48,437	0	1,150,347	0	544	0	283,167	0	61,232	692,836	\$ 31,035,845	1,858	454	23,712	13,423
PARK	5,867	0	2,602,915	0	19	0	73,845	0	41,516	1,915,641	\$ 14,417,361	133	280	52	13,938
CRIM	53,949	6,846	349,166	65,103	3,753	3,387	109,253	10,686	84,289	22,291	\$ 7,907,421	8,619	7,171	143	17,765
TOTAL	108,253	6,846	4,102,428	65,103	4,316	3,387	466,265	10,686	187,037	2,630,768	\$ 53,360,627	10,610	7,905	23,907	45,126

- (1) Includes proceedings in the County District Courts of Atlantic, Bergen, Hudson, Ocean, Sussex and Warren Counties which exercised concurrent jurisdiction during the court year. Also includes proceedings in the Palisades Interstate Park Police Court in Bergen County.
- (2) Because "Hours on Bench" are reported monthly to the nearest hour the yearly total in some courts may be "0" if no full hours were reported for any month.
- (3) If the offense charged may constitute a minor neighborhood or domestic dispute, a notice may issue to the person or persons charged, requesting their appearance before the court, or such person designated by the court and approved by the Assignment Judge, in order to determine whether or not a complaint should issue or other appropriate action be taken. Rule 7:3-2. Not applicable in traffic cases.
- (4) Rule 7:2: The provisions of R. 3:2 (complaint), R. 3:3 (Warrant or summons upon complaint) and R. 3:4-1, 3:4-2, 3:4-3 and 3:4-5 (proceedings before the committing judge) are applicable to the municipal and county district courts in respect of indictable offenses; the provisions of R. 3:4-4 are applicable to such courts in proceedings under the Uniform Fresh Pursuit Law.
- (5) N.J.S.A. 2A:8-22 confers jurisdiction on the municipal courts to try certain specific cases involving crimes occurring within their territorial jurisdiction provided defendant first executes in writing a waiver of indictment and trial by jury.
- (6) Dismissals under Rule 3:28 (Pretrial Intervention Programs) and N.J.S.A. 24:21-27(b) (Dismissals after conditional discharges - controlled dangerous substance abuse only).
- (7) Defendants placed on probation in accordance with Rule 3:21-7. Does not include suspended dispositions or conditional discharges under N.J.S.A. 24:21-27 or Pretrial Intervention Programs, R. 3:28.
- (8) Not including those revoked or suspended by the Director of the N. J. Division of Motor Vehicles, but does include revocations and suspensions in disorderly persons and other violations as provided by statutes.
- (9) Does not include conditional discharges in cases involving controlled dangerous substance abuse. (N.J.S.A. 24:21-27(b)) or Pretrial Intervention Programs, R. 3:28. The count here is the number of sentences suspended, irrespective of the number of persons, complaints or charges involved.

Source: Monthly Municipal Court Reports.

## MUNICIPAL COURT DEFENDANTS STATUS REPORT

The column headings of the tables that follow are described below:

*(The tables refer to defendants whose municipal court trials were completed this year - Status at commencement of trial. Columns 5 et seq deal with Municipal Court trials whereas columns 1 & 3 also include indictable offenses.)*

### "COMPLAINT/SUMMONSES FILED AND COMPLAINT/WARRANTS FILED -- INDICTABLE OFFENSES AND NON-INDICTABLE OFFENSES."

A summons may issue in lieu of a warrant if the person taking the complaint has reason to believe that the defendant will appear. R. 7:3-1(d). It is the policy of the Supreme Court that wherever appropriate a complaint/summons shall issue instead of a complaint/warrant.

### "BAIL OR JAIL STATUS OF DEFENDANTS AT BEGINNING OF TRIAL."

The unit of the count is the defendant.

In the section "Released on Own Recognizance" the reporting instructions specify that it should include only those defendants who were actually arrested, held, and then released after the prescribed ROR procedures. (Includes a recognizance form signed and executed before the person authorized to take bail). It is not intended to include defendants on whom summonses were served (traffic or other) without arrest. It should be noted, however, that for some courts it is apparent that the reporting instructions may not have been followed in all instances.

### "NUMBER OF DEFENDANTS ON NON-INDICTABLE OFFENSES REPRESENTED BY ASSIGNED COUNSEL OR REFERRED TO THE PUBLIC DEFENDER" and "NUMBER OF DEFENDANTS ON INDICTABLE OFFENSES REFERRED TO THE PUBLIC DEFENDER."

The number of assignments or referrals is reported, whether or not the defendant had been so represented. The data reported herein is on trials that had been completed during the 1977-78 court year.

COUNTY TOTALS  
SEPTEMBER 1, 1977 TO AUGUST 31, 1978

COMP/SUMMONSES FILED		COMP/WARRANTS FILED		MUNICIPAL COURT DEFENDANTS STATUS REPORT				DEFTS PEP BY	
INDICT.	NON-INDIC	INDICT.	NON-INDIC	BAIL/JAIL	STATUS OF DEFTS AT BEGIN OF TRIAL*	REL.ON	REL ON BAIL,	IN JAIL	IN JAIL
OFFENSES	OFFENSES	OFFENSES	OFFENSES	REC.OG.**	SURETY,ETC.	2 TO 4 D.	> 4 DAYS	OR REF PUB DEF	DEFTS REFPRD
								(NON-INDICT.)	(INDICT.)
<hr/>									
ATLANTIC	TOTALS								
268	4,983	3,392	2,829	1,149	2,672	265	263	560	527
BERGEN	TOTALS								
1,079	9,271	4,323	2,786	3,749	2,631	278	89	810	165
BURLINGTON	TOTALS								
628	6,246	3,486	3,207	2,549	3,502	311	245	367	316
CAMDEN	TOTALS								
615	8,319	6,686	5,925	2,940	4,413	457	432	663	788
CAPE MAY	TOTALS								
364	1,943	1,562	2,367	548	2,492	61	62	112	378
CUMBERLAND	TOTALS								
252	4,768	2,921	3,083	1,131	1,549	298	164	219	648
ESSEX	TOTALS								
2,664	8,877	13,523	11,521	6,423	6,420	388	381	2,371	5,308
GLOUCESTER	TOTALS								
764	4,040	1,483	998	1,113	1,017	90	55	258	363
HUDSON	TOTALS								
1,238	6,770	7,469	6,248	1,966	4,240	1,075	151	2,438	583
HUNTERDON	TOTALS								
88	1,267	591	169	103	364	19	5	6	4
MERCER	TOTALS								
319	6,344	2,923	2,666	1,031	4,804	236	8	781	211
MIDDLESEX	TOTALS								
1,067	9,340	4,554	4,359	5,631	1,818	142	88	350	997

\* Defendants whose municipal court trials were completed this year - Status at commencement of trial.  
Columns 5 et seq deal with Municipal Court trials whereas columns 1 & 3 also include indictable offenses.

\*\* Reporting instructions specify that this item should include only defendants who were released after a recognizance form was signed and executed before the person authorized to take bail. It is apparent that the reporting instructions may not have been followed in all instances.



COUNTY TOTALS  
SEPTEMBER 1, 1977 TO AUGUST 31, 1978

COMP/SUMMONSES FILED		COMP/WARRANTS FILED		MUNICIPAL COURT DEFENDANTS STATUS REPORT				DEFTS REP BY	
INDICT.	NON-INDIC	INDICT.	NON-INDIC	BAIL/JAIL	STATUS OF DEFTS AT BEGIN OF TRIAL*	REL.ON	REL ON BAIL,	IN JAIL	IN JAIL
OFFENSES	OFFENSES	OFFENSES	OFFENSES	RECOG.**	SURETY, ETC.	2 TO 4 D.	> 4 DAYS	OR REF PUB DEF	DEFTS REFRRO
								(NON-INDICT.)	(INDICT.)
<hr/>									
MONMOUTH	TOTALS								
1,305	9,682	4,012	3,331	3,961	2,895	317	317	607	1,232
MORRIS	TOTALS								
364	4,366	2,300	1,551	2,794	1,004	186	114	116	232
OCEAN	TOTALS								
705	4,740	2,336	2,433	1,511	1,844	198	155	646	487
PASSAIC	TOTALS								
358	7,854	3,903	2,668	2,157	4,169	152	322	634	856
SALEM	TOTALS								
149	1,789	663	558	856	522	29	53	47	108
SOMERSET	TOTALS								
190	3,901	952	590	790	1,191	65	50	236	200
SUSSEX	TOTALS								
249	1,779	710	425	474	267	22	23	53	15
UNION	TOTALS								
2,475	8,851	2,921	3,339	2,869	5,924	375	261	388	1,055
WARREN	TOTALS								
52	1,116	1,081	993	467	594	23	41	57	41
NEW JERSEY	TOTALS								
15,193	116,246	71,791	62,046	44,212	54,412	4,987	3,279	11,719	14,514
*****									
NEW JERSEY TOTALS 1 YEAR AGO									
12,106	107,679	72,880	68,175	63,293	56,838	5,880	4,339	12,834	18,006

\* Defendants whose municipal court trials were completed this year - Status at commencement of trial.  
 Columns 5 et seq deal with Municipal Court trials whereas columns 1 & 3 also include indictable offenses.

\*\* Reporting instructions specify that this item should include only defendants who were released after a recognizance form was signed and executed before the person authorized to take bail. It is apparent that the reporting instructions may not have been followed in all instances.

SUPREME COURT OF NEW JERSEY  
SUPREME COURT COMMITTEES - 1977-1978

COMMITTEE ON RELATIONS WITH THE MEDIA <sup>1</sup>

Justice Mark A. Sullivan, CHAIRMAN

2-YEAR TERM

Judge William G. Bischoff  
Judge William A. Consodine  
Judge Joseph Halpern  
Judge Ralph V. Martin  
Justice Morris Pashman  
Judge Charles A. Rizzi

1-YEAR TERM

Judge John J. Cariddi  
Bennett H. Fishler, Jr.  
Peter N. Gilbreth  
Judge A. Warren Herrigel  
William J. Liss  
Judge Arthur S. Meredith  
Joseph M. Nolan  
Judge James A. O'Neill  
Clark C. Vogel

COMMITTEE ON JUDICIAL SALARIES AND PENSIONS <sup>2</sup>

Justice Robert L. Clifford, CHAIRMAN

Judge John L. Ard  
Judge Lawrence Bilder  
Judge John C. Demos  
Judge William A. Dreier  
Judge George B. Francis  
Judge Donald E. King  
Judge Harry V. Osborne

Judge Wilfred P. Diana  
Judge Robert H. Doherty, Jr.  
Judge Sidney Goldmann  
Judge Frank G. Hahn  
Judge Herbert J. Jacobs  
Judge Gerald E. Monaghan  
Judge Robert Muir, Jr.  
Judge Thomas R. Rumana  
Judge Robert E. Tarleton  
Judge Peter W. Thomas  
Judge Thomas Yaccarino

---

Administrative Office of the Courts Staff Person:

1. Peter Carter
2. Judge Arthur J. Simpson, Jr.

CRIMINAL PRACTICE COMMITTEE <sup>1</sup>

Judge Nicholas Scalera, CHAIRMAN

2-YEAR TERM

Matthew P. Boylan  
Donald R. Conway  
Barry H. Evenchick  
Judge Michael Patrick King  
Judge William J. Marchese  
Ralph G. Mesce  
Oscar W. Rittenhouse  
Stanley C. VanNess  
Judge Leo Yanoff

1-YEAR TERM

Melvyn H. Bergstein  
David S. Baime  
Judge Ralph L. Fusco  
Thomas W. Greelish  
Donald Horowitz  
Judge Patrick J. McGann, Jr.  
Judge A. Jerome Moore  
Judge Charles M. Morris, Jr.  
Edwin H. Stern  
Edwin H. Stier  
Anne E. Thompson

COMMITTEE ON JUVENILE AND DOMESTIC RELATIONS COURTS <sup>2</sup>

Judge Yale L. Apter, CHAIRMAN

Richard Bennett  
Judge John J. Callahan  
Judge Peter J. Cass  
Judge Donald G. Colleston, Jr.  
Judge Burton L. Funder  
Judge George J. Nicola  
Judge Robert W. Page  
Judge Irving W. Rubin  
Judge Harvey R. Sorkow

Judge Steven J. Bercik  
Judge William J. Bozzuffi  
Judge Frances M. Cocchia  
Norman A. Cohen  
Burrell Ives Humphreys  
Judge B. Thomas Leahy  
Marcia R. Richman  
Judge Abraham L. Rosenberg  
Richard J. Williams

COMMITTEE ON PROBATION <sup>3</sup>

Judge Marilyn Loftus, CHAIRMAN

Judge Richard S. Cohen  
Judge James J. Coleman, Jr.  
Judge Richard F. Connors  
Judge Donald J. Cunningham  
Judge Steven Z. Kleiner  
Judge Bruno L. Leopizzi  
Judge James F. Madden  
Judge J. Wilson Noden  
Judge C. Conrad Schneider

Judge Richard J. S. Barlow  
Judge Herman Belopolsky  
Roger W. Breslin, Jr.  
Judge Philip S. Carchman  
C. Harvey Conover  
Ward Dunnigan  
Theodore Fishman  
Judge Jacques H. Gascoyne  
Judge Manuel H. Greenberg  
Richard Newman  
Judge Leon A. Wingate, Jr.

Administrative Office of the Courts Staff Person:

1. Ira Scheff, Esq.
2. Steven Yoslov, Esq.
3. Fred D. Fant and Carolyn Evans

COMMITTEE ON MUNICIPAL COURTS <sup>1</sup>

Judge H. Scott Hart, CHAIRMAN

2-YEAR TERM

Judge Harvey L. Birne  
John M. Cannel  
Judge James Greenberg  
Judge John E. Keefe  
Judge Harry J. Supple  
Judge Barry M. Weinberg

1-YEAR TERM

Judge Irvin B. Booker  
Judge Michael J. Cernigliaro  
Frank M. Donato  
Alberta T. Foster  
Judge Benjamin P. Galanti  
Charles H. Garrod, Jr.  
William S. Greenberg  
Judge Harry Hazelwood, Jr.  
Jeremiah J. O'Callaghan  
James T. O'Halloran  
Warren E. Smith

COMMITTEE ON MODEL JURY CHARGES, CRIMINAL <sup>2</sup>

Judge John A. Marzulli, CHAIRMAN

Judge John E. Bachman  
Judge A. Donald Bigley  
Judge I. V. DiMartino  
Judge A. Donald McKenzie  
Judge Richard P. Muscatello  
Judge Paul R. Porreca

Judge Joseph G. Barbieri  
George T. Daggett  
Judge Joseph N. Donatelli  
Judge James H. Dowden  
Judge Paul R. Kramer  
Judge William E. Peel  
Judge Arthur L. Troast  
Judge Maurice A. Walsh, Jr.  
Judge Frederic G. Weber

CIVIL PRACTICE COMMITTEE <sup>3</sup>

Alfred C. Clapp, CHAIRMAN

Professor Robert Carter  
Judge David D. Furman  
Joseph H. Kenney  
Judge Merritt Lane, Jr.  
Judge Edward S. Miller  
Florence R. Peskoe  
Judge James J. Petrella  
Judge Sylvia B. Pressler  
Judge George Y. Schoch  
Howard Stern

Peter A. Buchsbaum  
Clive S. Cummis  
Lawrence J. Cutler  
Judge Geoffrey Gaulkin  
David L. Hack  
Cynthia M. Jacob  
Judge Paul A. Lowengrub  
Morris M. Schnitzer  
John P. Sheridan, Jr.  
Stephen L. Skillman  
Judge Robert H. Steedle  
Richard H. Thiele, Jr.

---

Administrative Office of the Courts Staff Person:

1. Philip G. Miller, Esq.
2. Harlan I. Ettinger, Esq.
3. Colette A. Coolbaugh, Esq.

COMMITTEE ON RELATIONS WITH THE MEDICAL PROFESSION <sup>1</sup>

Judge Arthur J. Blake, CHAIRMAN

2-YEAR TERM

Judge William J. Arnold  
George N. Arvanitis  
Judge Robert E. Gaynor  
Judge Walter H. Gehricke  
George J. Kenny  
Robert P. McDonough  
Judge H. Curtis Meanor  
Judge Robert Neustadter  
Neil Reiseman

1-YEAR TERM

Myron J. Bromberg  
Bernard Chazen  
Raymond F. Drozdowski  
Louise Epperson  
Stanley W. Greenfield  
John R. Heher  
Charles R. Melli, Jr.  
Michael L. Perlin  
Charles Rodgers

COMMITTEE ON COUNTY DISTRICT COURTS <sup>2</sup>

Judge Daniel A. O'Donnell, CHAIRMAN

Judge Nicholas Albano, Jr.	Bennett I. Bardfeld
Judge Edwin W. Beglin, Jr.	Gregory Diebold
Judge Frederick W. Kuechenmeister	Louis R. DiLieto
David Leff	Steven P. McCabe
Judge John J. McCole	Judge Henry B. McFarland
Sheldon H. Pressler	John J. McLaughlin
Judge Sidney Reiss	Charles Mehler
	Judge Robert T. Quackenboss
	Philip A. Steinfeld

COMMITTEE ON MODEL JURY CHARGES, CIVIL <sup>3</sup>

Judge Sonia Morgan, CHAIRMAN

Judge J. Norris Harding	Judge Warren Brody
Judge William F. Harth	Judge Cuddie E. Davidson, Jr.
Judge Robert A. Longhi	Judge Edward W. McGrath
Judge Harry A. Margolis	William V. Roveto
Judge Hervey S. Moore, Jr.	Justice C. Thomas Schettino
Judge Thomas F. Shebell, Jr.	Judge William T. Wichmann
Judge Arnold M. Stein	

---

Administrative Office of the Courts Staff Person:

1. Arthur Rosenberg, Esq.
2. Rocky Peterson, Esq.
3. Frances K. Boronski, Esq.

COMMITTEE ON JUDICIAL SEMINARS/NEW JERSEY JUDICIAL COLLEGE <sup>1</sup>

Judge Theodore I. Botter, CHAIRMAN

2-YEAR TERM

Judge Harold A. Ackerman  
Judge Herbert S. Alterman  
Judge Peter Ciolino  
Judge Julius A. Feinberg  
Judge Herman D. Michels  
Judge Joseph J. Salerno  
Judge Reginald Stanton

1-YEAR TERM

Judge Guy W. Calissi  
Judge Bryant W. Griffin  
Judge Philip A. Gruccio  
Howard H. Kestin  
Judge Felix A. Martino  
Judge Leon S. Milmed  
Judge Bertram Polow  
Judge Marshall Selikoff  
Judge Herbert Susser

---

Administrative Office of the Courts Staff Person:

1. Richard L. Saks, Esq.

## SUPREME COURT COMMITTEES

STATISTICAL DATA  
ON THE  
COST OF OPERATING THE COURTS



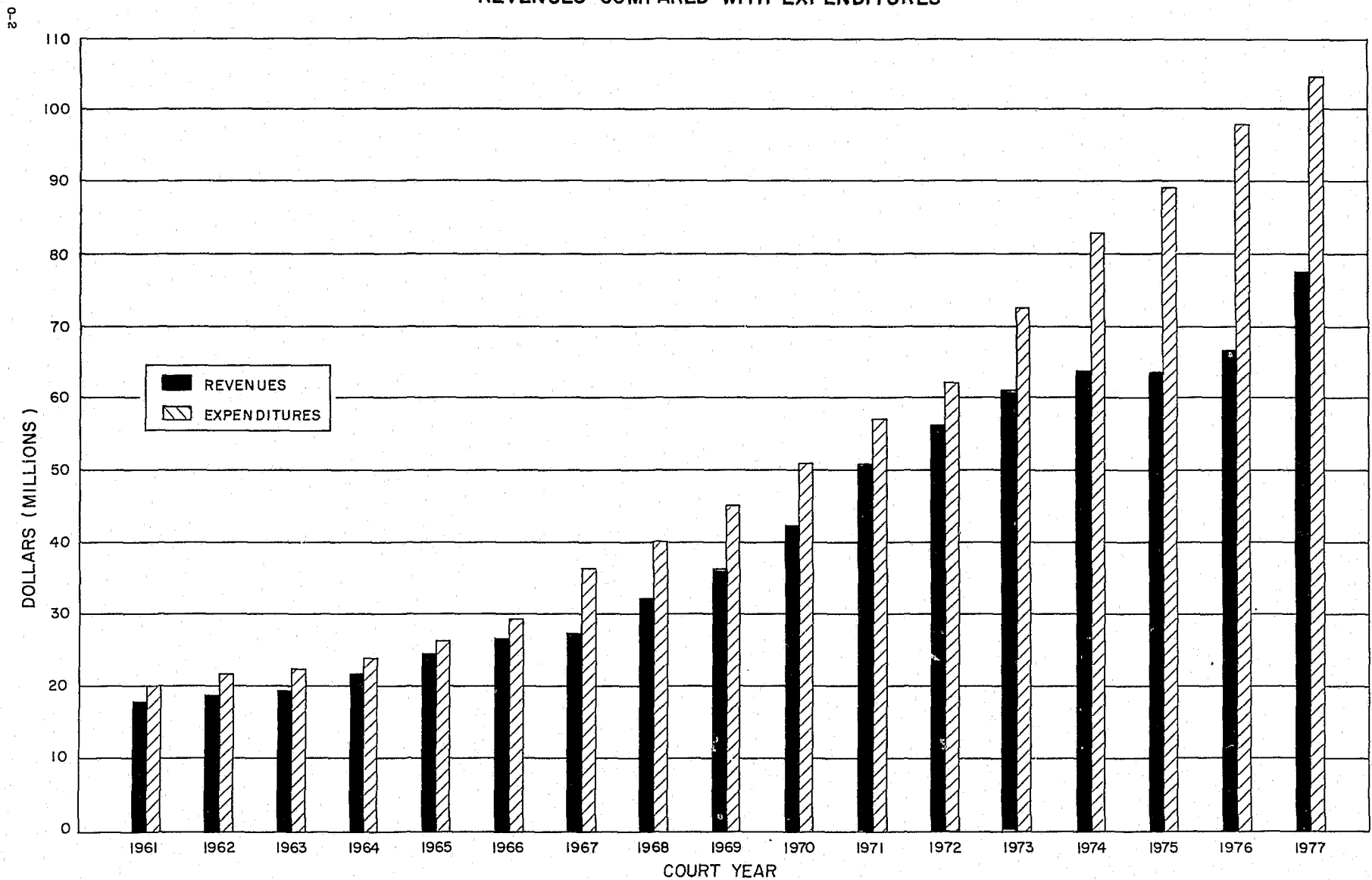
## COMMENTARY

### COST OF OPERATING THE COURTS

The information reported here has been extracted from audit reports on file with the Division of Local Government Services and from reports to the Administrative Office of the Courts. It should be noted that the data may not be altogether accurate, primarily because of lack of uniformity in State, County and Municipal accounting procedures and also because generally, no allocation is made to using departments for overhead and capital costs.

As shown by Fiscal Chart A, there has been a steady increase since 1961 (the first year for which comparable data was collected and reported) in both expenditures and revenues for the courts at all levels. Total expenditures for the courts by the State, counties and municipalities have increased 423% from \$19,954,301 in 1961 to \$104,423,810 in 1977. Revenues have increased 344% from \$17,546,851 in 1961 to \$77,843,812 in 1977. Of the total expenditures of \$104,423,810 for 1977, 20% was borne by the State, 64% by the counties, and 16% by the municipalities.

**FISCAL CHART A**  
**COST OF OPERATING THE COURTS**  
**STATE, COUNTY AND MUNICIPAL**  
**REVENUES COMPARED WITH EXPENDITURES**



NOTE: STATE DATA IS FOR THE FISCAL YEAR COMMENCING JULY 1 OF THE YEAR INDICATED.  
 COUNTY AND MUNICIPAL DATA IS FOR THE CALENDAR YEAR INDICATED, EXCEPT THAT MUNICIPAL DATA ON REVENUES IS FOR THE COURT YEAR ENDING AUGUST 31, 1978.

## FISCAL TABLE A

Summary of Expenditures for the New Jersey Courts  
State, County, and Municipal  
1977\*

	<u>Salaries</u>	<u>Expenses</u>	<u>Total</u>
<u>Expenditures by the State</u>			
Court Operations			
Supreme Court	\$ 1,010,994	\$ 231,663	\$ 1,242,657
Superior Court	8,974,500	934,937	9,909,437
Total Court Operations	9,985,494	1,166,600	11,152,094
Court Support Services	5,017,617	1,594,872	6,612,489
Court Administration	1,249,900	254,375	1,504,275
TOTAL	16,253,011	3,015,847	19,268,858
State Aid to Counties			
County Court Judges' Salaries (40%)	1,616,000	-	1,616,000
Reimbursement to counties for the cost of county court judges temporarily assigned to Superior Court outside their counties	41,446	-	41,446
TOTAL	17,910,457	3,015,847	20,926,304
<u>Expenditures by the Counties</u>			
County Courts and Law Division			
Superior Court	26,852,317	2,897,771	29,750,088
District Courts	6,091,016	267,414	6,358,430
Juvenile and Dom. Rel. Courts	2,839,701	283,020	3,122,721
Other Related Units			
Jury Commissioners	519,896	1,937,278	2,457,174
Surrogate	2,828,991	221,251	3,050,242
Probation Departments	21,524,558	1,848,565	23,373,123
Law Library	116,584	259,481	376,065
TOTAL	60,773,063	7,714,780	68,487,843
Less:			
State Aid to Counties	1,657,446	-	1,657,446
NET	59,115,617	7,714,780	66,830,397
<u>Expenditures by the Municipalities</u>	14,416,301	2,250,808	16,667,109
GRAND TOTAL	<u>\$91,442,375</u>	<u>\$12,981,435</u>	<u>\$104,423,810</u>
GRAND TOTAL IN PRIOR YEAR	<u>\$85,302,518</u>	<u>\$12,622,597</u>	<u>\$ 97,925,115</u>

\* State Data is for the Fiscal Year Ended June 30, 1978  
County and Municipal Data is for the Calendar Year 1977

SOURCES: Fiscal Tables B, D, E, F and G

# FISCAL TABLE B

## Summary of Expenditures by the State for The Judiciary Fiscal Year Ending June 30, 1978

	<u>Salaries</u>	<u>Other Expenses</u>	<u>Total</u>
<u>COURT OPERATIONS</u>			
<u>Supreme Court</u>			
Justices	\$ 365,583	\$ -	\$ 365,583
Justices' Staff	404,472	171,009	575,481
Office of the Clerk	240,939	60,654	301,593
TOTAL	<u>1,010,994</u>	<u>231,663</u>	<u>1,242,657</u>
<u>Superior Court</u>			
Appellate Division:			
Judges	1,072,914	-	1,072,914
Staff	642,812	231,986	874,798
Chancery Division:			
Judges	652,322	-	652,322
Staff	513,819	117,141	630,960
Law Division:			
Judges	3,499,037	34,966 *	3,534,003
Staff	**	**	**
Office of the Clerk	2,593,596	550,844	3,144,440
TOTAL	<u>8,974,500</u>	<u>934,937</u>	<u>9,909,437</u>
<u>COURT SUPPORT SERVICES</u>			
Official Court Reporters	3,420,450	657,391	4,077,841
Bar Examiners	41,445	72,510	113,955
General Support	1,555,722	864,971	2,420,693
TOTAL	<u>5,017,617</u>	<u>1,594,872</u>	<u>6,612,489</u>
<u>COURT ADMINISTRATION</u>			
Legal Services	494,936	105,542	600,478
Probation Services	74,174	10,977	85,151
Management Services	680,790	137,856	818,646
TOTAL	<u>1,249,900</u>	<u>254,375</u>	<u>1,504,275</u>
GRAND TOTAL	<u>\$16,253,011</u>	<u>\$3,015,847</u>	<u>\$19,268,858</u>
GRAND TOTAL IN PRIOR YEAR	<u>\$13,849,785</u>	<u>\$2,468,274</u>	<u>\$16,318,059</u>

\* Travel Expenses and Home Library Program costs only. All other expenses are borne by the counties.

\*\* Provided and paid for by the counties.

SOURCE: State Budget for The Judiciary

FISCAL TABLE C

Summary of Revenues to the State

from The Judiciary

Fiscal Year Ending June 30, 1978

Clerk of the Supreme Court

Bar Examination Fees	\$ 89,880	
Fees and Commissions	<u>19,146</u>	
TOTAL		\$ 109,026

Clerk of the Superior Court

Fees and Commissions	6,787,898	
Matrimonial Hearing Fees	1,147,571	
Trust Funds:		
Commissions	86,019	
Reimbursement for Expenses	<u>62,628</u>	
TOTAL		<u>8,084,116</u>
GRAND TOTAL		<u>\$8,193,142</u>
GRAND TOTAL IN PRIOR YEAR		<u>\$8,014,285</u>

SOURCE: State Budget for The Judiciary

FISCAL TABLE D  
Summary of Expenditures by the Counties  
for The Judiciary  
1977

<u>County</u>	<u>Salaries</u>	<u>Other Expenses</u>	<u>Total</u>
Atlantic	\$ 1,173,262	\$ 269,424	\$ 1,442,686
Bergen	5,781,697	476,181	6,257,878
Burlington	1,784,630	213,634	1,998,264
Camden	4,430,041	569,744	4,999,785
Cape May	811,994	84,782	896,776
Cumberland	1,016,047	216,790	1,232,837
Essex	11,020,337	1,013,168	12,033,505
Gloucester	1,142,435	145,110	1,287,545
Hudson	4,056,009	593,387	4,649,396
Hunterdon	480,602	104,752	585,354
Mercer	2,620,160	397,418	3,017,578
Middlesex	5,819,002	719,028	6,538,030
Monmouth	2,177,275	422,430	2,599,705
Morris	2,015,051	311,840	2,326,891
Ocean	1,820,739	256,020	2,076,759
Passaic	5,484,668	870,569	6,355,237
Salem	565,278	178,140	743,418
Somerset	1,927,000	236,524	2,163,524
Sussex	563,777	115,930	679,707
Union	5,499,978	455,778	5,955,756
Warren	<u>583,081</u>	<u>64,131</u>	<u>647,212</u>
TOTAL	60,773,063	7,714,780	68,487,843
LESS: STATE REFUNDS	<u>1,657,446</u>	<u>-</u>	<u>1,657,446</u>
NET	<u>59,115,617</u>	<u>7,714,780</u>	<u>66,830,397</u>
TOTAL 1 YEAR AGO	<u>\$56,269,057</u>	<u>\$7,818,898</u>	<u>\$64,087,955</u>

SOURCE: County Audit Reports on file with the Division of Local Government Services.

## FISCAL TABLE E

Analysis of Expenditures by the Counties  
for Salaries  
1977

County	County Courts and Law Div. Superior Ct.	District Courts	Juvenile & Dom. Rel. Courts	Jury Comm'rs.	Surrogate	Probation Dept.	Law Library	Total
Atlantic	\$ 475,952	\$ 155,571	\$ -	\$ -	\$ 72,192	\$ 469,547	\$ -	\$ 1,173,262
Bergen	2,453,257	974,069	362,046	57,698	283,314	1,630,215	21,098	5,781,697
Burlington	861,320	99,076	51,025	12,797	64,012	695,523	877	1,784,630
Camden	2,191,871	302,726	131,117	34,945	112,510	1,656,872	-	4,430,041
Cape May	254,431	24,117	61,069	11,068	75,794	385,515	-	811,994
Cumberland	437,152	39,898	-	10,665	70,385	455,303	2,644	1,016,047
Essex	4,961,530	1,309,952	474,146	74,282	364,631	3,802,139	33,657	11,020,337
Gloucester	452,378	69,058	-	4,050	80,186	536,763	-	1,142,435
Hudson	1,787,310	534,882	430,830	50,661	275,359	976,967	-	4,056,009
Hunterdon	153,614	39,691	-	7,031	79,409	194,539	6,318	480,602
Mercer	1,390,649	96,836	35,152	14,961	112,362	970,200	-	2,620,160
Middlesex	2,791,089	553,584	208,736	34,560	152,997	2,057,270	20,766	5,819,002
Monmouth	1,120,047	257,104	100,259	52,898	211,904	435,063	-	2,177,275
Morris	563,263	111,359	123,598	20,085	137,444	1,049,614	9,688	2,015,051
Ocean	861,967	182,569	-	16,874	89,818	669,511	-	1,820,739
Passaic	2,260,759	561,741	301,720	68,257	195,079	2,076,560	20,552	5,484,668
Salem	120,606	38,838	100,311	7,170	49,539	248,814	-	565,278
Somerset	631,528	88,985	-	12,739	98,395	1,095,353	-	1,927,000
Sussex	276,146	-	-	9,169	53,905	224,557	-	563,777
Union	2,594,836	613,292	459,692	-	198,880	1,633,278	-	5,499,978
Warren	212,612	37,668	-	19,986	50,876	260,955	984	583,081
TOTAL	<u>26,852,317</u>	<u>6,091,016</u>	<u>2,839,701</u>	<u>519,896</u>	<u>2,828,991</u>	<u>21,524,558</u>	<u>116,584</u>	<u>60,773,063</u>
TOTAL 1 YEAR AGO	<u>\$24,970,239</u>	<u>\$5,805,687</u>	<u>\$2,549,134</u>	<u>\$660,081</u>	<u>\$2,669,831</u>	<u>\$21,054,106</u>	<u>\$111,979</u>	<u>\$57,821,057</u>

SOURCE: County Audit Reports on file with the Division of Local Government Services.

## FISCAL TABLE F

Analysis of Expenditures by the Counties  
for Other Than Salaries  
1977

County	County Courts and Law Div., Superior Ct.	District Courts	Juvenile & Dom. Rel. Courts	Jury Comm'rs.	Surrogate	Probation Dept.	Law Library	Total
Atlantic	\$ 223,007	\$ 10,320	\$ -	\$ -	\$ 7,927	\$ 28,170	\$ -	\$ 269,424
Bergen	109,970	47,755	8,354	228,662	25,882	49,660	5,898	476,181
Burlington	54,734	10,522	-	61,594	9,119	70,697	6,968	213,634
Camden	113,777	14,534	20,594	184,406	12,310	212,123	12,000	569,744
Cape May	63,087	2,807	7,752	585	4,467	-	6,084	84,782
Cumberland	47,921	5,440	-	61,795	8,913	83,650	9,071	216,790
Essex	555,535	16,783	38,271	19,398	21,542	328,987	32,652	1,013,168
Gloucester	29,040	6,421	-	46,402	13,084	42,999	7,164	145,110
Hudson	149,616	12,748	11,841	315,663	20,960	82,559	-	593,387
Hunterdon	19,068	2,104	-	22,381	5,648	37,539	18,012	104,752
Mercer	103,705	8,683	64,433	127,328	4,767	71,343	17,159	397,418
Middlesex	266,662	29,464	4,369	236,185	8,475	153,028	20,845	719,028
Monmouth	271,109	30,317	4,400	1,988	11,757	92,118	10,741	422,430
Morris	64,758	12,724	2,547	106,158	16,862	96,484	12,307	311,840
Ocean	55,738	9,617	-	73,584	6,834	105,330	4,917	256,020
Passaic	236,351	32,136	32,709	322,190	10,014	178,973	58,196	870,569
Salem	40,478	2,200	80,113	1,557	5,316	38,429	10,047	178,140
Somerset	33,875	5,229	-	93,977	6,474	77,985	18,984	236,524
Sussex	45,041	-	-	31,343	11,986	27,560	-	115,930
Union	389,835	4,014	7,637	-	4,420	49,872	-	455,778
Warren	24,464	3,596	-	2,082	4,494	21,059	8,436	64,131
<b>TOTAL</b>	<b><u>2,897,771</u></b>	<b><u>267,414</u></b>	<b><u>283,020</u></b>	<b><u>1,937,278</u></b>	<b><u>221,251</u></b>	<b><u>1,848,565</u></b>	<b><u>259,481</u></b>	<b><u>7,714,780</u></b>
<b>TOTAL 1 YEAR AGO</b>	<b><u>\$2,979,947</u></b>	<b><u>\$283,325</u></b>	<b><u>\$181,024</u></b>	<b><u>\$2,160,581</u></b>	<b><u>\$228,510</u></b>	<b><u>\$1,839,239</u></b>	<b><u>\$233,272</u></b>	<b><u>\$7,905,898</u></b>

SOURCE: County Audit Reports on file with the Division of Local Government Services.



FISCAL TABLE G  
Summary of Revenues to the Counties  
from The Judiciary  
1977

<u>County</u>	<u>County Court</u>	<u>District Court</u>	<u>Surrogate</u>	<u>Probation Dept.</u>	<u>Total</u>
Atlantic	\$ 549,537	\$ 60,498	\$ 77,762	\$ 47,129	\$ 734,926
Bergen	154,911	244,212	299,538	120,150	818,811
Burlington	775,857	80,984	96,468	135,349	1,088,658
Camden	101,590	154,549	105,201	100,539	461,879
Cape May	451,313	16,711	38,141	33,739	539,904
Cumberland	195,850	35,990	41,018	64,923	337,781
Essex	228,513	556,629	394,296	260,219	1,439,657
Gloucester	439,999	44,633	44,752	40,065	569,449
Hudson	92,204	237,198	129,199	105,202	563,803
Hunterdon	155,114	13,489	29,780	9,953	208,336
Mercer	528,669	109,964	97,369	77,313	813,315
Middlesex	1,003,812	184,940	143,793	125,433	1,457,978
Monmouth	1,130,109	145,780	170,203	221,684	1,667,776
Morris	1,203,222	90,350	98,845	73,246	1,465,663
Ocean	1,097,036	87,171	111,068	81,898	1,377,173
Passaic	146,930	170,793	127,980	60,916	506,619
Salem	89,597	35,213	25,172	85,822	235,804
Somerset	509,503	48,501	52,484	17,517	628,005
Sussex	336,029	25,609	27,040	41,826	430,504
Union	97,605	175,077	166,522	227,543	666,747
Warren	<u>201,620</u>	<u>51,780</u>	<u>23,855</u>	<u>-</u>	<u>277,255</u>
TOTAL	<u>9,489,020</u>	<u>2,570,071</u>	<u>2,300,486</u>	<u>1,930,466</u>	<u>16,290,043</u>
TOTAL 1 YEAR AGO	<u>\$7,898,228</u>	<u>\$2,484,601</u>	<u>\$1,874,491</u>	<u>\$1,918,518</u>	<u>\$14,175,838</u>

SOURCE: County Audit Reports on file with the Division of Local Government Services.

## FISCAL TABLE H

Summary of Expenditures by the Municipalities  
for the Municipal Courts  
1977

<u>County</u>	<u>Salaries of Judges</u>	<u>Other Salaries</u>	<u>Other Expenses</u>	<u>Total</u>
Atlantic	\$ 121,813	\$ 366,803	\$ 75,776	\$ 564,392
Bergen	358,353	1,000,637	277,790	1,636,780
Burlington	176,902	381,041	120,242	678,185
Camden	211,760	621,479	144,291	977,530
Cape May	104,116	197,385	45,682	347,183
Cumberland	78,699	160,450	46,053	285,202
Essex	453,597	2,360,311	404,848	3,218,756
Gloucester	106,256	278,560	62,451	447,267
Hudson	220,422	945,512	207,564	1,373,498
Hunterdon	48,116	83,788	33,728	165,632
Mercer	132,732	445,709	87,310	665,751
Middlesex	229,438	737,092	91,252	1,057,782
Monmouth	304,603	670,852	129,060	1,104,515
Morris	199,175	470,256	76,794	746,225
Ocean	195,910	535,004	118,803	849,717
Passaic	147,939	499,305	86,705	733,949
Salem	42,317	88,197	21,453	151,967
Somerset	116,549	230,633	39,708	386,890
Sussex	72,424	113,643	34,508	220,575
Union	198,172	578,983	122,582	899,737
Warren	<u>61,173</u>	<u>70,195</u>	<u>24,208</u>	<u>155,576</u>
TOTAL	<u>\$3,580,466</u>	<u>\$10,835,835</u>	<u>\$2,250,808</u>	<u>\$16,667,109</u>
TOTAL 1 YEAR AGO	<u>\$3,415,080</u>	<u>\$10,216,596</u>	<u>\$2,248,425</u>	<u>\$15,880,101</u>

SOURCE: Municipal Audit Reports on file with Municipal Court Services Unit of the Administrative Office of the Courts.

## FISCAL TABLE I

Summary of Fines, Court Costs and Forfeitures  
of Bail Assessed by the Municipal Courts and  
County District Courts Exercising Concurrent Jurisdiction  
Court Year Ending August 31, 1978

<u>County</u>	<u>Municipal Courts</u>	<u>District Courts</u>	<u>Total</u>
Atlantic	\$ 2,065,162	\$ 0	\$ 2,065,162
Bergen	3,617,750	751,201	4,368,951
Burlington	3,471,448	-	3,471,448
Camden	2,934,378	-	2,934,378
Cape May	1,270,039	-	1,270,039
Cumberland	1,000,499	-	1,000,499
Essex	6,981,485	-	6,981,485
Gloucester	1,242,294	-	1,242,294
Hudson	4,438,109	453,328	4,891,437
Hunterdon	634,516	-	634,516
Mercer	2,499,460	-	2,499,460
Middlesex	3,869,058	-	3,869,058
Monmouth	3,672,926	-	3,672,926
Morris	2,519,877	-	2,519,877
Ocean	2,468,183	4,950	2,473,133
Passaic	2,723,358	-	2,723,358
Salem	763,237	-	763,237
Somerset	1,460,403	-	1,460,403
Sussex	661,860	3,315	665,175
Union	3,112,931	-	3,112,931
Warren	578,402	162,458	740,860
TOTAL	<u>\$51,985,375</u>	<u>\$1,375,252</u>	<u>\$53,360,627</u>
TOTAL 1 YEAR AGO	<u>\$43,317,879</u>	<u>\$1,038,101</u>	<u>\$44,355,980</u>

STATISTICAL DATA  
ON  
COUNTY PROBATION DEPARTMENTS

## PROBATION SERVICES

### *Introduction*

The 1977-1978 annual report on probation services presents thirty-four pages of statistical tables preceded by narrative summaries that highlight noteworthy findings and make occasional time-trend (longitudinal) comparisons. The tables are ordered according to probation service functions in six alphabetic series, A through F. Series A reports three tables that describe probation personnel, series B entails six tables which outline the work volume of probation services, and series C is comprised of three tables that delineate funding sources, appropriations and collection activities. The D series sets forth fifteen tables pertaining to pretrial services. Not only are there new tables in the areas of volunteers, intake, and pretrial intervention, three tables in the new area of bail activities have been included.

Series E gives an account in four tables of probation training programs. Table E-3, Probation Training Conducted by the Administrative Office of the Courts, is the first new table in this report section. Another new table is E-4, Statewide Distribution of Probation Training Hours.

The last series, tables F-1 through F-3, registers the work volume and financial aspect of the Title IV-D program. These three F tables are also new to the annual report.

## PERSONNEL

The total number of probation employees operating at the county level in the 1977-1978 court year grew by 8% over the former court year. On a longitudinal perspective of five years (since court year 1973-1974), the number of personnel has increased by 40.6%.

All ranks grew over last court year with one exception: there were 1% fewer Senior Probation Officers this year than last. Two levels grew at rates of over 50%. The number of Senior Investigators increased by 56% while the complement of Other Full-time Professionals almost doubled, expanding from 29 to 55 since the last court year. This increment of 90% growth in the number of Other Full-time Professionals is due primarily to the ongoing statewide implementation of intake services and the Title IV-D program. The balance of job grades remained constant or grew at less impressive rates.

The percentage of change in number of personnel over the court year varied considerably from county to county. On one end of the spectrum Warren County suffered a net loss of 3.8%. On the other end, Cape May County enjoyed a net staff increase of 54.3%. The table that follows on the next page shows the ranges of change in county-level probation personnel since the court year 1976-1977.

Change in County-level Personnel  
Over 1976-1977 Court Year

<u>Percent Change</u>	<u>Number of Counties</u>
0 to -10	4
0.1 to 5	3
5.1 to 10	9
10.1 to 55	5
	<hr/> 21

The percentage of females serving in permanent professional positions rose slightly over the former court year. While 30.9% of the permanent professional positions were filled by females in court year 1976-1977, the 1977-1978 court year ended with 32.5% of the permanent professional positions being filled by them. While that percentage of growth (1.6%) is small, it is consistent with a trend that has been noted since these statistics were first collected in court year 1972-1973. Females at that time constituted 25% of the permanent professional work force. Each year since that time the percentage of female professional personnel has grown at an average annual rate of 1.5%.

WORK VOLUME

*Investigations*

1. Criminal and Juvenile Investigations. Some 18,095 adult presentence investigations were conducted for the County, Superior and Municipal Courts during court year 1977-1978. This was the second consecutive year in which fewer adult presentence investigations were made than in the former court year. While last year's decrease amounted to 3.8%, this year's reduction came to 14.2%. The

decrease applies to both presentence formats. The long form, which is used more regularly in the County and Superior Courts, declined at a rate of 9.9% while the short form, used more regularly for less serious offenders and/or cases in the Municipal Courts, suffered a decline of 33.3%. From a longitudinal perspective, it appears that the short form is constituting less and less of the presentence investigation function. 19.9% of all adult presentences in court year 1974-1975 were made via the short form while four years of decline have reduced the percentage of short forms being used to 14.3%. Apparently the Judges are exhibiting a greater reliance on the long form of the adult presentence report.

By contrast, the number of predisposition reports for juveniles continues to grow slightly. 1.9% more predisposition reports were completed this court year over last court year. On a longitudinal perspective of four consecutive court years, the number of predisposition reports has increased by 5.1% while the number of presentence investigations has depreciated by 3.7%.

2. Chancery Custody Investigations. The number of chancery custody investigations increased by a modest 1.5%. This is a much smaller increment than the 22.4% of the former court year. Still, over a five year period the number of chancery custody investigations has grown by 37.1%, the highest growth rate for all investigation types over that period of time.



3. Domestic Relations Investigations. Investigations in Domestic Relations suffered the largest decrease of all investigation types during this court year. The reduction amounted to approximately half (47.5%) of the Domestic Relations investigations completed. This is the first time a net loss has occurred in this area. Still, it amounts to an increase of 25% over the number of investigations conducted in court year 1973-1974.

4. Bail/ROR Investigations. The number of investigations in this area declined as well. A total of 20,164 investigations, a reduction of 4.4%, was conducted this court year. This is the third straight year that the percentage of change over the former year was approximately a difference of 8 fewer percentage points. When this year's figures are compared to those of five years ago, an increase of 28.4% in Bail/ROR investigations is discovered.

5. Grand Jury Investigations. Only five of twenty-one counties perform Grand Jury investigations. While four counties conducted fewer investigations this court year compared to the last one, the remaining county, Camden, conducted 1,200 Grand Jury investigations this year compared to 525 in the former year. Although four of five counties conducted fewer investigations this year, the large increase of investigations conducted in Camden County results in a total statewide increase of 12.4%.

6. Work Release Investigations. This is the third consecutive year that the number of work release investigations has declined. While the 36 investigations account for a reduction of only 10% over the former court year, they account for a reduction of 87.4% from court year 1973-1974 when 285 work release investigations were completed.

7. Interstate Compact Investigations. These investigations are conducted upon petition by other states. 524 were conducted this year, which is 15.5% fewer than during court year 1976-1977. Percentages of change for these investigations vary widely from year to year and no trends seem to have emerged. There has been virtually no change (down .2%) in the number of Interstate Compact investigations conducted when compared to court year 1973-1974.

8. Other Investigations. This category includes all split investigations (custody, out-of-county, and out-of-state) as well as investigations relating to underage marriage, consent or informal adjustment, financial, clemency, juvenile detention, public defender applications, and additional investigations that do not clearly apply to any other category. 9,775 of these investigation types were conducted resulting in a net decline of 30% over the prior court year. Nevertheless, there has been an increase of 17.8% in the number of unclassified investigations since court year 1973-1974.

The total number of persons with probation or county parole (under N.J.S.A. 30:4-123.35) terms at the close of the court year was 43,377, a modest increase of 2.2% over last year's figure of 42,427 probationers. The number of adults increased from 31,793 to 32,417, resulting in a 2% expansion. Meanwhile, the number of juveniles on probation grew at the slightly higher rate of 3% to a total of 10,960.

A closer look at changes over the previous court year in adult and juvenile caseloads by county yields interesting variations. In the area of adult supervision, caseloads increased in 10 counties and decreased in 11. The largest increase occurred in Salem County (up 26.2%) while the county with the largest percentage loss was Cape May (down 15.1%), although Atlantic followed closely with a percentage loss of 14.1% in the adult area. The range of percent of gain or loss for all other counties stretched from -9.4% to +9.0%. Finally, the average percentage of change for the counties was just below zero (-.03%).

Juvenile caseloads followed some of the patterns set by adult caseloads, but varied remarkably in other respects. Caseload increases in the juvenile area are comparable in that they increased in 12 counties and decreased in 9. The marked contrast comes in the much less homogeneous distribution of changes from county to county. Sussex County's juvenile caseload swelled by 54.8%, Mercer

County's increased by 29%, and Salem's grew by 28%. On the negative side of the ledger, Middlesex County's juvenile caseload decreased by 22.7% while Gloucester County's caseload was reduced by 14.4%. Finally, the average percentage of growth per county was 6.7% somewhat higher than the average rate of 0% for adults.

Another perspective that offers interesting findings is longitudinal, in this case, over a period of five years (August 31, 1974 - August 31, 1978). Salem County is the *only* county that experienced growth in the size of *both* adult and juvenile caseloads *each year* since court year 1973-1974. No other county experienced such steady growth in the juvenile area while Sussex County was the only other county to have had continuous expansion in the adult area in each of those five years. The table on the following page reports the percentage of change in adult caseloads over the five-year period. It should be noted that five counties have grown by over 50%, two of which (Salem and Burlington) have grown by over 100%. On the other end of the spectrum, six counties have experienced *decreases* in the number of adult probationers over the five-year period ranging from a loss of 1.2% to a loss of 13.2%. Finally while the total statewide number of adult probationers grew by 13% over five years, the average growth per county was 27.9%.

5 Year Comparison of Adults  
Under Probation Supervision\*

<u>% Change</u>	<u>County</u>	<u>% Change</u>	<u>County</u>
114.3	Salem	18.0	Mercer
105.7	Burlington	15.3	Hudson
72.2	Cumberland	12.1	Passaic
70.0	Sussex	5.0	Essex
54.5	Ocean		
34.9	Atlantic	- 1.2	Union
33.9	Middlesex	- 4.3	Camden
30.8	Gloucester	- 7.8	Monmouth
26.2	Hunterdon	-10.8	Warren
23.0	Somerset	-11.0	Bergen
18.5	Morris	-13.2	Cape May

While adult cases increased by 13% from court year 1973-1974 to 1977-1978, the number of juvenile cases was reduced by 6%. One county had no change in the five-year comparison of cases, half of the counties experienced increases and the other half, decreases. Two counties grew remarkably compared to all other counties. Sussex County's juvenile cases swelled by 270.3% while Salem County's juvenile probationers increased by 77.8%. The county with the largest decrease was Monmouth, with a loss of 37.9%. The next table sets forth the changes for all counties over the five years.

---

\* The statistics for this and the subsequent table were computed as follows. The total number of persons remaining under probation supervision at the end of court year 1973-1974 was compared with the total number of persons remaining under probation supervision at the end of court year 1977-1978. Then the percentage of change was computed.

5-Year Comparison of Juveniles  
Under Probation Supervision

<u>% Change</u>	<u>County</u>	<u>% Change</u>	<u>County</u>
270.3	Sussex	0.0	Cape May
77.8	Salem		
38.5	Warren	- 2.1	Middlesex
36.4	Morris	- 5.2	Mercer
36.2	Atlantic	-10.5	Union
31.5	Cumberland	-11.5	Hunterdon
19.3	Bergen	-11.8	Camden
13.5	Somerset	-23.2	Passaic
10.2	Burlington	-26.0	Hudson
7.7	Gloucester	-28.9	Essex
4.1	Ocean	-37.9	Monmouth

*Transfers and Terminations*

The total number of probationers (adults and juveniles) who transferred across county or state jurisdictions for supervision during the 1977-1978 court year was 3,964. This volume of transfer cases is slightly higher (.7%) than that of the preceeding court year.

Some 24,778 persons were discharged from probation during the court year, a decrease of 4.4% over court year 1976-1977. 75.8% of this year's terminations resulted from normal completion of probation terms. The remaining 24.2% were discharged as a result of a violation of probation conditions, a new offense, death, absconding and/or other reasons.

### *Supervised Collections*

Table B-6 presents a statistical overview of the work volume pertaining to persons under court orders for payment of support, alimony, court costs, fines, and/or restitutions. There were 116,469 persons under such court orders at the close of the court year, an increase of 12.9% over the former court year. When this figure is compared to the cases of five years before, one finds an expansion of supervised collection cases of 35.8%.

### APPROPRIATIONS

The counties appropriated a grand total of \$30,839,809 for probation services in calendar year 1978. That sum constitutes an increase over 1977 appropriations of 12.7%. When it is compared to 1974 appropriations, that sum represents an increment of 68.7%.

The appropriations by the 21 counties for probation services ranged widely. Monmouth County increased its appropriations by 60.7% while Cumberland County reduced its appropriations by 10%. The average county appropriation increased by 13.9%.

County appropriations must be viewed in the context of all funding sources together. When SLEPA and CETA resources are combined with county appropriations, a slightly different picture emerges. With all appropriations combined, not one county probation department suffered a decrease in total appropriations.

Meanwhile, all county probation departments together reported an average increase of 19.2% in total appropriations. The range for total appropriations was from an increase of .6% in Cumberland County to an increase of 74.4% in Monmouth County, closely followed by Cape May with an increase of 74.3%.

For the first time in an annual report the appropriations statistics for SLEPA-funded projects are reported independently of all other appropriations. SLEPA approved grants in 16 counties for a total of \$1,129,816. Whereas 9 counties received no SLEPA grants during the former court year, only 5 counties did not receive SLEPA funds during this court year.

Another item being reported for the first time is grants under the Comprehensive Employment Training Act (CETA). CETA funding provided a total of \$1,209,289 for 18 participating county probation departments. Since this is the first year this funding source has been figured, no comparisons can be made across time.

#### SUPERVISED COLLECTIONS

The sum of monies collected and disbursed by the county probation departments increased by 10.6% over the former court year. This year's collections amounted to \$97,250,882.85. Comparing that amount with the figure for court year 1973-1974, we note that over five years the total of supervised collections has increased by 37.7%.



Assuming that the average annual percentage increase (8.4%) continues, next year's collections will easily pass the \$100 million mark.

All counties have grown in their collection activities over the past five years but the rates of growth vary widely. At one end of the spectrum Hudson County grew by 4.5%. At the other end, eight counties grew by over 50%, Cape May experiencing the largest percentage of growth with 82.7%. Four counties follow not far behind Cape May County: Burlington, up 79.6%; Cumberland, up 73.1%; Salem, up 68.4%; and Somerset up 66.9%.

Support and alimony payments account for 96.6% of all collections. These monies, which amounted to \$93,907,075.77 in this court year, are ordered by the courts to be collected and disbursed by the county probation departments. These monies have been disbursed to families or welfare agencies, resulting in major social benefits for many New Jersey families. In many instances this constitutes no small savings to the taxpayer by way of deferred public support.

During this court year court costs and fines of \$2,271,297.05 were collected. This is an increase of 12.6% over the former court year. It is interesting to note that while support and alimony collections have increased by 37.7% since court year 1973-1974, the amount of court costs and fines collected over the same period of time has

increased by only 14.3%. The Child Support Enforcement Program (Title IV-D of the Social Security Act) is in part responsible for the growth of support and alimony collections.

The largest percentage of growth in the collections area has come with restitution. During this court year the amount of restitution increased by 36.8% to \$1,072,510.03. When this year's restitution figures are compared with those of five years ago, one finds a tremendous increase of 146.1%. This remarkable growth exhibits another way in which the courts, via probation, work to promote the welfare of New Jersey's citizenry: more and more is being channeled to the victims of crimes.

#### SPECIALIZED PROBATION PROJECTS

Probation projects funded by the State Law Enforcement Planning Agency for all or part of the 1977-1978 court year are identified on Table C-3. The total expenditure on these special programs amounted to \$1,177,926, a 20.7% decrease over the prior court year and a 39.1% decrease over court year 1973-1974. Most of these dollars have been invested in attempts to render certain services on a uniform, statewide basis. These services include Pretrial Intervention, Intake, and Volunteers. The remaining projects have been designed and implemented by various counties out of their own creative responses to unique needs and opportunities.

## CONSOLIDATED PRETRIAL SERVICES

### *Introduction*

The Consolidated Pretrial Services Section (PTS) of the Administrative Office of the Courts continues to coordinate the pre-adjudicatory operational functions throughout the court system. Because the components of PTS--Pretrial Intervention, Pretrial Release, Juvenile Intake and Volunteers in Probation--all focus upon the concept of early service delivery in the courts, as either a diversion or supervision mechanism, Pretrial Services brings to the court system a modern, enlightened approach to justice. The support of such a concept clearly demonstrates New Jersey's interest in serving both the community and the defendant.

### VOLUNTEERS IN PROBATION

A Volunteers in Probation program is located in each county probation department except in the counties of Hunterdon, Sussex and Warren. One goal of the Volunteers in Probation programs is to secure willing and fit individuals from the community to aid and supplement the work of the professional probation officer. Another goal is to expand rehabilitation services for offenders with minimum expenditures. Furthermore, Volunteers in Probation programs and the use of volunteers seek to educate the public about the structure and processes of the courts and probation services. Probation

Table D-1 outlines the eighteen Volunteers in Probation programs.

The Volunteer Services unit of the Administrative Office of the Courts continued during the 1977-1978 court year with funding from the State Law Enforcement Planning Agency. The Volunteer Services unit provides technical assistance, monitors the work of the eighteen county Volunteers in Probation programs and provides consultation services and assistance in developing new volunteer programs. For example, a Volunteers in Probation program was designed for the Hunterdon County Probation Department and will be implemented with funding from the State Law Enforcement Planning Agency in the fall of 1978.

Attempts to develop Volunteers in Probation programs in Sussex and Warren counties have continued. One reason given by each county for not developing and implementing such programs has been the lack of funds to administer the program. However, the State Law Enforcement Planning Agency has targeted funds for Volunteers in Probation programs in these counties. Efforts to develop programs in Sussex and Warren counties will continue as a priority item.

Most volunteers work in a one-to-one relationship supervising and counseling a juvenile or adult offender. Probation Table D-2 reports statistics on the work volume of clients supervised by Volunteers in

Probation. A total of 1,421 clients were under volunteer supervision as of August 31, 1978 as compared to 1,509 as of August 31, 1977. This is a decrease of 5.8% of clients supervised by volunteers over the prior court year.

Probation Table D-3, a new table in the annual report, breaks down volunteer supervision statistics by these client types: Juvenile Delinquents, Juveniles in Need of Supervision, Adults, and Other. The term "Other" refers to or includes referrals from Juvenile Conference Committees, Juvenile Intake, public and private agencies, pretrial intervention, pretrial release, and conditional discharges. As of August 31, 1978, 712 juvenile delinquents, 166 juveniles in need of supervision, 246 adults, and 297 others were under volunteer supervision. Since this data was not compiled during the 1976-1977 court year, no comparisons with that court year can be made.

Volunteers willingly took on the responsibility of 3,351 one-to-one counseling or other assignments with the probation departments during the 1977-1978 court year. This is an increase in volunteer assignments of 10.4% over the former court year when 3,034 assignments were made. Several job functions other than one-to-one supervision are undertaken by volunteers. Other service types include trainer, clerical/secretarial assistants, transportation aide, tutor, recreation aide, group leader, and job developer.

Each county Volunteers in Probation program is

responsible for the recruitment, screening, training, and supervision of its volunteers. Successful recruitment methods vary from county to county. However, the most popular recruitment methods are word of mouth, human interest stories in local newspapers, public service announcements and speaking engagements at churches, college campuses, and local organizations.

Recruitment of volunteers continues to be a problem. Many programs have experienced a decrease in numbers of persons applying for volunteer work and an increase in inappropriate applicants. As a result both the number of pre-service training courses and the number of prospective volunteers in these courses have declined.

The process of screening volunteers may include contact of references listed on the volunteer application, personal interview either prior to or in conjunction with the pre-service training, and a record check through the local police departments and the New Jersey State Police Bureau of Identification. The California Psychological Inventory (CPI) is used in several counties as a screening mechanism for determining the best job assignment for volunteers and as a mechanism for more effectively matching clients.

The pre-service or orientation course for volunteers consists of ten to twelve hours of training. A total of 1,327 volunteers completed pre-service training during

the 1977-1978 court year compared to 1,496 during the former court year, a decline of 11.3%. The decrease has occurred largely by virtue of two factors. First, the staff of the volunteer programs have concentrated on improving in-service training and supervision of volunteers. Emphasis on recruitment has shifted to an emphasis on maintenance. Second, a larger percentage of persons who were recruited could not be appropriately matched to clients.

Table D-1 shows a breakdown by county of number of volunteers completing pre-service training during the last two court years. The pre-service training program generally consists of a discussion of the role and responsibilities of volunteers, an introduction to probation and court structure and process, a study of counseling techniques with role playing and dialogue with experienced volunteers, and an identification of appropriate county resources.

Data from the county Volunteers in Probation programs on in-service training programs for volunteers was collected for the first time during the 1977-1978 court year. On an average monthly basis, 138 volunteers completed 1,001 hours of training during this court year. In-service training includes sessions at which volunteers discuss various problems and experiences and/or explore counseling techniques or problem areas such as alcoholism, truancy or sexuality.

A three-day Leadership Development program was conducted in June, 1978, in order (1) to enable the volunteer program directors and staff to become more effective trainers and leaders of volunteers and (2) to motivate program staff to conduct more in-service training programs. In addition to paid probation staff, two volunteers also attended the course. Specific goals of the program were to show participants what leaders should avoid, to expand their self-understanding as leaders, and to equip them with skills for leading in a no-nonsense way.

Another course for paid staff was developed and planned for two days in September, 1978. The course, Stress Relief Training and Effective Communication for Volunteers in Probation Program Staff, will also be open to volunteers. To aid in the further development of county in-service training programs, funds were made available to the county probation departments to pay trainer fees and refreshment costs for in-service training sessions for volunteers. Since both in-service training and close supervision of volunteers are necessary to properly motivate and support volunteers, all probation training courses conducted by the Administrative Office of the Courts are open to both paid and volunteer staff of Volunteers in Probation programs.

The Volunteer Services unit and several Volunteers in Probation program staff members were active in the planning of the October 15, 1978, State Institute for



Volunteers and the October 15-18, 1978, Eighth National Forum on Volunteers in Criminal Justice. The Coordinator of the Volunteer Services unit is secretary of the National Forum. Ms. Evans also chairs the Arrangements Committee for the National Forum and has assisted in the development of the program.

The State Institute for Volunteers will provide volunteers the opportunity to sharpen their counseling and supervision skills. The Institute will also provide the opportunity to interact with volunteers from other areas of criminal justice and share experiences and concerns. In anticipation of attracting volunteers from across the State to the Institute, free bus transportation will be provided through funding by the State Law Enforcement Planning Agency.

The National Forum will be held in Cherry Hill, New Jersey, and will be a valuable opportunity for both paid and volunteer staff of Volunteers in Probation programs to develop skills and expand knowledge across the field of criminal justice. The Honorable Arthur J. Simpson, Jr., Fred D. Fant, John P. McCarthy and Donald F. Phelan of the Administrative Office of the Courts will be participants on workshop panels. Thirty volunteers will have the opportunity to attend the National Forum with partial scholarship funds made possible by a grant from SLEPA. Free accommodations in private homes are being arranged for volunteers and others who cannot afford to

stay at the Cherry Hill Hyatt House, the National Forum's conference center.

To further assist the staff of county volunteer programs, four staff meetings were held at the Probation Training Center during the 1977-1978 court year. These meetings provided the staff with a forum for sharing concerns, exploring solutions, and learning about innovative programs and developments in volunteerism. A major concern of the Volunteer Services unit is the turnover of Directors and Assistant Directors of Volunteers in Probation programs. During 1977-1978, there were six changes (a 33% turnover) in either Director or Assistant Director positions. During the 1978-1979 court year, at least three additional changes are anticipated. Due to these changes, numerous visits are made to the county probation departments to provide technical assistance in areas of concern as well as to accomplish routine monitoring responsibilities.

Throughout the next court year the Volunteer Services unit will continue to assist in the planning and implementation of new Volunteers in Probation programs and of new service areas for volunteers. In addition, the unit will continue to coordinate existing Volunteers in Probation programs, providing technical assistance for their expansion and improvement.

## JUVENILE AND DOMESTIC RELATIONS COURT INTAKE SERVICES

Statewide development of juvenile and domestic relations court intake services is governed by the Supreme Court-approved *Operations and Procedures Manual for Juvenile and Domestic Relations Court Intake Services* (promulgated July 8, 1977). The *Manual* sanctions the intake service concept by taking cognizance of the fact that "the uniform and orderly development of juvenile and domestic relations court intake services...will assist the Supreme Court in the development of a family court, as a component of a unified and state-funded judicial system." The *Manual* requires that each county establish an intake service by September, 1978, and that each intake service operate in compliance with its provisions by that date.

During the 1977-1978 court term, the number of operational intake services increased from 16 to 19, as the counties of Cumberland, Salem, and Warren implemented intake. Sussex County will implement an intake service in September, 1978, and Hunterdon County will implement an intake service in November, 1978, thereupon fulfilling the mandate that there be an intake service in every county.

The implementation of statewide intake services was aided by training for intake service personnel. This training involved four one-day sessions in intake procedures

and was attended by intake personnel from Burlington, Cape May, Essex, Gloucester, Middlesex, Monmouth, Morris, Ocean, Passaic, and Sussex counties.

The intake services, which are staffed by trained probation officers and persons with particular expertise and/or experience from without the probation service, serve as an arm of the juvenile and domestic relations courts and act on their behalf. These services are responsible for monitoring admissions of juveniles to detention and shelter care facilities on a 24 hour-a-day, 7 day-a-week basis; screening complaints filed with the juvenile and domestic relations courts; recommending the court calendar (counsel mandatory, counsel not mandatory) for those cases which are not diverted, transferred to another county or in which juvenile court jurisdiction is waived; recommending diversion through intake conferences or to juvenile conference committees and holding consent conferences in domestic relations cases.

Although intake services provide administrative assistance to the juvenile and domestic relations courts, they are designed to divert from the juvenile court first and minor offenders who do not require a court hearing but who may be in need of professional social services available in the community. Additionally, their monitoring of admissions to detention and shelter care facilities insures that such admissions are made pursuant to the Rules of Court and applicable statutory provisions.

A complaint that comes to the attention of the juvenile and domestic relations court is screened by the intake service, which determines whether the offense alleged is serious enough to warrant a court hearing. This screening process requires the examination of existing court and probation records, as well as a discussion of the situation with the arresting officer or complaining witness. Subsequent to the screening process, first and minor offenders against whom allegations of delinquency have been made may be diverted from court and referred to a juvenile conference committee which consists of representatives of various community groups appointed by the court to serve as an arm of the court in hearing juvenile cases. Juveniles alleged to be in need of supervision may be diverted through an intake conference, an informal session conducted by intake service staff and designed to counsel the juvenile and to direct the juvenile and his/her family to the appropriate service agency in the community. Most juveniles alleged to have committed a second minor offense are similarly diverted from court through the intake conference procedure.

Sixteen of the nineteen counties with an intake service provide intake services in both juvenile and domestic relations matters. The other three counties are working toward implementation of the domestic relations functions. Sussex and Hunterdon counties will inaugurate their intake services with both intake functions operational from the outset. The *Manual* requires domestic relations intake so that all domestic

relations complaints will be scheduled for consent conferences subsequent to screening by the intake service. These conferences, conducted by intake service staff, are designed to resolve domestic relations disputes informally, without a court hearing. Where no resolution can be effected, the conferences assist the court in determining the amount of support payments and, when appropriate, making referrals to service agencies.

Juvenile diversion alternatives enable first and minor offenders to avoid a court appearance and possible adjudication. They also provide juvenile and domestic relations court judges with more courtroom time to hear cases involving serious offenders, disputed or involved fact patterns or serious psychological and emotional problems. These diversion alternatives, together with the availability of more courtroom time, are the result of the common goals and objectives of the several intake services. The goals of intake services include (1) diversion from the juvenile and domestic relations court; (2) reduction in court backlog and the length of time between receipt of a complaint and disposition thereof; and (3) reduction in juvenile recidivism and the prevention of future anti-social conduct. The objectives which have been designed to attain those goals are: (1) diverting cases through intake conferences or by referral to juvenile conference committees; (2) assisting in the supervision and coordination of the committees; (3) monitoring

admissions to detention and shelter care facilities; (4) following up cases referred to social service, youth and family serving agencies; and (5) developing better referral mechanisms between the juvenile and domestic relations court and those agencies.

Some of the operational services have had these positive effects. The first is the reduction in five counties of the number of pending counsel not mandatory cases over the court year. For example, in Atlantic County, 47% (107) fewer counsel not mandatory cases, both delinquency and JINS, were pending at the end of the 1977-1978 court year than at the beginning of the year. Bergen County experienced a reduction of 34% (324) in pending counsel not mandatory cases. In Middlesex County there were 20% (114) fewer pending counsel not mandatory cases. Morris County had 50% (121) fewer pending counsel not mandatory cases. In Ocean County, the number of counsel not mandatory cases pending was reduced by 60% (409). Finally, Warren County experienced a reduction of 23% (22) in pending counsel not mandatory cases. Of these counties, only Atlantic and Bergen had experienced such reductions during the 1976-1977 court year.

The reduction in the number of counsel not mandatory cases may be attributed to two factors. First, intake diverts cases formerly scheduled for the counsel not mandatory calendar where no intake service was available. Second, since most first and minor offenders are diverted, older cases and those already scheduled for a

counsel not mandatory hearing are heard more quickly. These reductions provide juvenile judges with more court time to hear cases involving serious offenders.

The second positive effect of intake services is the reduction in the number of juveniles adjudicated for delinquency or in need of supervision who received a probation disposition. Probation caseloads of juveniles adjudicated in need of supervision were reduced in Atlantic, Essex, and Union counties. Similarly, Gloucester County's probation caseload of juveniles adjudicated delinquent was reduced. Both delinquent and JINS caseloads were reduced in Middlesex and Monmouth counties. The counties of Essex, Gloucester, Middlesex, and Monmouth experienced similar reductions during the 1976-1977 court year.

The reduction in juvenile probation caseloads may be due to appropriate diversion through intake and/or shorter terms of probation, resulting in earlier termination of juveniles on probation. The reduction of caseload size offers juvenile probation officers more time for more intensive supervision and counseling of juvenile probationers, in some instances.

The several intake services have positively affected other components of the juvenile justice system and agencies within those components. Additional characteristics and effects of each intake service are further described in the following brief narratives.



*Atlantic County* has had significant success at insuring that admissions to detention and shelter care facilities are consistent with the Rules of Court and appropriate statute, has increased the number of referrals to juvenile conference committees, especially in Atlantic City, and utilizes the county-wide Youth Service Bureau as a major referral resource.

*Bergen County* has increased the number of operational juvenile conference committees from 8 to 64, with some committees operating on a regional basis, so that more than 90% of Bergen County's municipalities are included in the expanded juvenile conference committee network. Intake statistics have indicated that less than 10% of those juveniles who are diverted initially have subsequent contact with the court.

*Burlington County* has enabled the court to reduce the length of time required for the adjudication of complaints by two-thirds. A follow-up study of juveniles diverted by referral to juvenile conference committees has indicated that less than 6% of those juveniles have subsequent contact with the court.

*Camden County* has established a family intake unit which provides both juvenile and domestic relations intake and includes family specialists who provide crisis intervention and short-term family counseling to juveniles and/or families referred from detention/shelter care facilities,

intake conferences, and domestic relations consent conferences. An investigator assigned from the Camden County Prosecutor's Office assists the intake unit as a liaison with police departments and in complaint screening. Intake staff has received training in family counseling.

*Cape May County* utilizes intake conferences rather than juvenile referees, which were utilized until October, 1977, in diverting cases from court and plans to establish juvenile conference committees. This unit has established a liaison with the Volunteers in Probation program and the Division of Youth and Family Services, both of which are utilized as referral resources.

*Cumberland County* has had substantial success, in its first year, in insuring that detention and shelter admissions are consistent with the Rules of Court and appropriate statute. The Cumberland County Probation Department has experienced a reduced increase in juvenile probation caseloads as a result of diversion of first offenders through intake.

*Essex County* provides both juvenile and domestic relations intake and has the capability of accommodating 1,000 cases involving juveniles and families seeking problem resolution where no complaint is made. Less than 15% of those juveniles initially diverted have subsequent court contact. Intake staff has had training in family crisis intervention counseling.

*Gloucester County* has consistently diverted more than 40% of complaints filed through intake conferences or by referral to juvenile conference committees. There has been significant success at insuring that admissions to detention/shelter care facilities are consistent with Rules of Court and appropriate statute.

*Hudson County* provides both juvenile and domestic relations intake and has a family crisis intervention capability. Intake statistics have indicated that less than 10% of those juveniles diverted through intake conferences or by referral to conference committees have subsequent court contact. The North Hudson Youth Service Bureau is a major referral resource.

*Mercer County* established a juvenile conference committee improvement project in 1974 which later expanded into a fully operational intake service. Cases are diverted primarily through intake conferences. This intake unit has consistently diverted more than one-third of all complaints filed with the court.

*Middlesex County* provides a court liaison function whereby it assists the court in detention/shelter and preliminary hearings. Cases are diverted primarily by referral to juvenile conference committees, which when combined with diversion through intake conferences, has resulted in consistent diversion of more than 47% of all complaints filed. Finally, a family crisis intervention capability has been created within the unit.

*Monmouth County* has consistently diverted 41% of all complaints filed through intake conferences or by referral to juvenile conference committees. The Children's Psychiatric Center and the Monmouth Family Center are utilized as referral resources, and a family crisis intervention capability has been established.

*Morris County* provides both juvenile and domestic relations intake services. This unit has consistently diverted more than 65% of both juvenile and domestic relations complaints and has enabled the juvenile and domestic relations court to become a *de facto* family court.

*Ocean County* has had success in insuring that detention admissions are consistent with Rules of Court and appropriate statute. Juvenile probation caseload increases have been sharply reduced through diversion of first and minor offenders. The Ocean County Juvenile and Domestic Relations Court has experienced a 42% reduction in pending cases as diversion through intake has enabled the court to hear backlogged cases more quickly.

*Passaic County* has experienced substantial success in diverting juveniles through intake conferences or by referral to juvenile conference committees. Intake statistics indicate that less than 10% of those juveniles initially diverted have had subsequent contact with the court. This unit is trained to provide family crisis intervention counseling.

**CONTINUED**

**6 OF 8**

*Salem County* has had success in its first year in diverting more than one-third of all complaints. This diversion has enabled a substantial backlog of cases to be reduced as older cases can be heard more quickly.

*Somerset County* has operated intake services for more than 20 years. The program was expanded by SLEPA funding during 1977-1978 to enable greater utilization of intake conferences in diverting first and minor offenders.

*Union County* has consistently diverted more than 55% of complaints screened through intake conferences or by referral to juvenile conference committees. This unit utilizes the county-wide Youth Service Bureau and the Union County Probation Department's Volunteers in Probation program as its major referral resources.

*Warren County* utilizes a juvenile probation officer on a part-time basis to screen complaints, monitor detention/shelter admissions, hold intake conferences and make referrals to and coordinate, juvenile conference committees. This unit has had success at reducing the number of cases scheduled for the counsel not mandatory calendar.

#### PRETRIAL INTERVENTION

Pretrial intervention, as a criminal justice reform, is intended to remove selected defendants from the traditional methods of prosecution and simultaneously reduce the congestion and delay existing in criminal

courts. Such programs are directed toward those individuals arrested and charged who, with the assistance of short-term rehabilitative skills and services, appear willing and able to remain uninvolved in further criminal activities.

During the 1977-1978 court year, the Pretrial Services unit has continued to focus on the statewide development of pretrial intervention programs, while also working with existing programs to achieve a uniform pretrial system. Much of the operation of this unit continued to be funded through the State Law Enforcement Planning Agency. The number of county pretrial intervention programs approved by the Supreme Court has now reached 20, with Monmouth and Sussex inaugurating programs during the 1977-1978 court year. Warren is the only county without a PTI program. At the close of the 1976-1977 court year, there were eighteen county-based pretrial intervention programs along with 2 municipally run diversion programs.

*The Proposal for Statewide Implementation of a Uniform Program of Pretrial Intervention under New Jersey Court Rule 3:28* (promulgated December, 1974, and hereinafter referred to as the PTI Plan) postulates five basic goals around which all activity within the Pretrial Services unit is focused.

1. Supervise the development of programs in accordance with New Jersey Supreme Court policy as shown in the PTI Plan;

2. Ensure uniformity of criminal justice and participant processing procedures;
3. Ensure uniformity and consistency of data collection and individual and overall comparative program monitoring and evaluation;
4. Continue procedural experimentation and development in pretrial intervention; and,
5. Promote uniformity of personnel practices and salaries.

The activities of the Pretrial Services unit have been directly oriented toward the above-listed goals. All new program proposals and grant applications for PTI programs are carefully screened by this unit to ensure the maintenance of a consistent approach to PTI across the state. Both newly created and ongoing programs are monitored throughout the year in operational and programmatic aspects to ensure uniformity.

This unit has continued to assist PTI programs concerning the problems and program changes occurring as a result of the *Guidelines for Operation of Pretrial Intervention in New Jersey*, adopted by the Supreme Court in September, 1976. Work is also directed toward programs encountering specific local problems. Meetings are held regularly with the PTI program directors to continue the open communication system and to permit the Administrative Office of the Courts' staff greater knowledge of the programs' needs. Frequently, special meetings are arranged



between PTI staff and local service delivery agents to facilitate effective communication and utilization of services.

The Pretrial Services unit collects and compiles monthly statistical reports from all PTI programs. The information is utilized in determining staffing patterns, workloads, program output and budget allocations. In the same vein, all programs are visited on a regular basis to allow up-to-date monitoring of staff activities, client processing, service delivery, and conformity to the PTI Plan.

Many activities have been undertaken which are oriented toward the general enhancement of PTI in New Jersey. The Second Annual PTI Conference sponsored by the Administrative Office of the Courts was held in June. All designated PTI judges, program administrators and their staffs participated in a two-day series of workshops dealing with current issues relating to PTI. During these conferences, training sessions in counseling and communication skills were offered as well as a special program for the directors and judges which focused on operational and legal matters.

A considerable amount of time and resources were devoted to the development of a Central PTI Registry/Data Collection System; study and recommendations on the New Jersey Code of Criminal Justice; the development of a system to implement the diversion aspects of the Alcohol

Treatment and Rehabilitation Act; and the monitoring of the Municipal Court Neighborhood and Family Dispute Units.

The statistics available on PTI programs indicate a slight increase in every report category over the 1976-1977 court year. This is due in part to the addition of the Monmouth and Sussex programs and the general reliance placed on the PTI programs.

Applications in 1977-1978 rose 3.4% (16,940) over 1976-1977 (16,382). Enrollments grew by 5,421 in 1977-1978, an increase of 32.9% over 1976-1977 (4,078). Rejections increased by 19.4% (11,544) over 1976-1977 (9,308).

The greatest impact of PTI lies with cases that are successfully dismissed. These rose 101% (4,766) over 1976-1977 (2,369). These figures demonstrate a 93% rate of success among all enrollments with only 7% (357) cases being terminated unsatisfactorily and returned for prosecution.

#### PRETRIAL RELEASE

New Jersey courts have clearly demonstrated a desire to see that the pretrial process protects the rights of the defendant as well as those of society. The positions taken by the courts and the criminal justice agencies within the state have consistently recognized the importance of this goal and the necessity of reforming pretrial procedures.

In an effort to understand the specific needs in the pretrial area, a survey of existing bail practices and procedures was conducted. The study, which covered 21 county and 528 municipal courts, was coordinated through the Trial Court Administrators. It collected such information as:

- the pretrial release options available in each county and the frequency of their use;
- the size and nature of the pretrial detention population;
- how a defendant's eligibility for a particular type of bail is determined;
- the extent and nature of the involvement of 11 established bail units in their respective counties;
- the number of defendants failing to appear for court while released on bail and the procedures followed after their non-appearance;
- the amount of money outstanding because of bail forfeitures.

The responses to these and other questions indicated that while pretrial procedures differ from county to county, with some vicinages being more advanced than others, there is substantial interest in developing the most equitable procedures possible. The survey data, which is so important to the future development of pretrial release, will assist them in accomplishing this goal.

During this court year counties throughout the

state continued to develop and refine their pretrial procedures. A variety of bail options are currently offered at the county level (See Table D-13, Pretrial Release Options Provided by Counties). It is important to note the increased use of ten percent cash bail (See Table D-14, Ten Percent Cash Bail) when reviewing these pretrial release methods and experimentation with conditional forms of pretrial release.

The development of pretrial release programs also continued during the court year (See Table D-15, County Bail Programs). Field visits were made to existing bail units and, where appropriate, ways of improving operations were suggested. Counties without programs were encouraged to examine the possibility of establishing a bail unit as part of their criminal case processing procedures. Additionally, periodic meetings were held with representatives of each county to ensure the uniform dissemination of pretrial release information.

Many other areas were also focused upon this year. Position papers on pretrial issues were prepared for various members of the judiciary. In addition, information on pretrial programs in New Jersey and in other jurisdictions was catalogued for research and reference purposes. Further, a statewide directory of bail programs was compiled. Next, the development of uniform forms for use throughout the state neared completion. Finally, communications with Assignment Judges, Trial Court

Administrators and Chief Probation Officers were improved and expanded upon.

The long range goals for pretrial release, based on the experiences of this past year, are threefold. First, every effort will be made to establish a bail program in each of the 21 counties. Secondly, the services offered by existing units will be developed in a uniform fashion. Finally, a statewide statistical reporting system will be implemented.

#### PROBATION TRAINING

Probation Training provides a variety of on-the-job training courses to probation personnel throughout the state. During the court year ending August 31, 1978, a total of 243 staff members completed orientation courses for newly appointed probation officers and investigators. This figure includes 114 staff members trained in the Administrative Office of the Court's approved county-level programs and 56 investigators trained under the Child Support Program (Title IV-D of the Social Security Act).

During the court year, the Skills & Methods in Probation Practice course was revised and expanded to 8 full days with a greater emphasis placed on the enrolled officers' participation. Eighty-one officers completed the advanced course in skills and methods. Also this year, through SLEPA funding, Probation Training organized a special program for the supervision and coordination of

group counseling programs offered to the state's probation officers. An additional staff member was added to the Probation Training staff to coordinate all officers using group counseling as a supervision tool. Fifty-six officers completed group counseling courses.

The audio-visual library of the Probation Training Center was reorganized during the present court year into a multi-media resource center. These materials are available for the use of the local county probation departments and the Administrative Office of the Courts' training units.

Probation Training cooperated with Bergen, Camden, Essex, Gloucester, Middlesex and Union counties in conducting orientation programs within their local probation departments. It is expected that during the next court year three additional counties (Ocean, Passaic and Hudson) will begin orientation programs.

In cooperation with the Department of Health, Division of Alcoholic and Substance Abuse Prevention and Education, Probation Training coordinated the participation of 20 officers in various courses offered at the Division of Alcohol, Training and Education Center in Princeton. In addition, 27 probation officers completed courses in behavior modification self-control techniques at the Training and Education Center.

The training capabilities of the unit were

significantly expanded when SLEPA approved a \$63,000 federal grant entitled, "Improvement of Training for Juvenile Court Personnel." This grant provided for a Guided Group Coordinator who, among other responsibilities, will promote training courses for probation and other personnel in the juvenile courts in the areas of group counseling, family crisis intervention counseling, and family therapy. The presence of the Guided Group Coordinator has effected and will continue to effect a significant savings by eliminating the need to retain outside consultants for these training programs.

One of the most successful functions of the Probation Training Center is the Advisory Committee on Probation Training. During the last court year this committee was expanded to include representation from all levels of the probation structure and from various areas of probation services. The committee advises the Probation Training Center on the development of new training programs and acts as a communication link between the state training center and the various county probation departments.

#### COUNTY ADMINISTERED PROBATION TRAINING PROGRAMS

The area of largest growth in staff training during the 1977-1978 court year has been the development of training programs on the local county level. Several of the departments have developed new training programs

for their personnel. A county-by-county comparison is shown in Table E-2. The county with the largest and most innovative training program during the last year was Middlesex County which consisted of over 8,000 staff training hours. Staff training hours for other county programs include: Essex--over 3,400; Camden--over 2,200; Morris--2,700; and, Bergen, Hudson and Passaic Counties--approximately 2,400 hours each.

The Probation Training Center cooperates with the county training programs by providing staff and training materials whenever possible.

The major goals for Probation Training are to up-grade, intensify and expand client services; to help probation officers attain the knowledge, skills and attitudes requisite to job performance and to involve all levels of probation staff in some type of formal probation training. Attaining these goals in the coming court year will be accomplished through the continuance of courses that have been conducted, the development of several new training courses and the activities of the Training Advisory Committee.

#### COLLECTIVE BARGAINING IN PROBATION

Pursuant to the directive of the Supreme Court, the Assistant Director for Probation and the Chief of the Probation Administrative Management System (PAMS) have



conducted labor negotiations with probation bargaining units on behalf of the county court judges since January, 1976. Their bargaining activities include;

- (1) the development of policy recommendations,
- (2) on-site negotiations,
- (3) contract demand analyses,
- (4) representation of the judiciary in Public Employment Relations Commission meetings and hearings, e.g., mediation, fact-finding, unit representation, and unfair labor practice hearings;
- (5) contract drafting,
- (6) representation of the judiciary at Freeholder meetings, and
- (7) preparation of annual bargaining analysis reports.

By August 31, 1978, there were 25 distinct probation officer employee bargaining units. This constitutes a reduction of the total number of such units by one since the prior court year as a result of the dissolution of one supervision bargaining unit.

The collective bargaining workload during the 1977-1978 court year resulted in the negotiation of 20 separate contracts in 17 counties. A trend that was established during the court year was the movement away from single-year contracts to multi-year contracts.

On-going research on the impact of this centralized bargaining structure has shown that probation working conditions in the counties are becoming more

uniform. A further result has been the reduction in inter-county disparities of salary ranges and related economic factors.

PROBATION TABLE A-1  
PROBATION PERSONNEL & SALARY RANGES  
AS OF AUGUST 31, 1978

County	Chief Probation Officer				Assistant Chief Probation Officer				Principal Probation Officer I				Principal Probation Officer II				Senior Probation Officer				Probation Officer			
	Total *	Male-Permanent	Female-Permanent	Salary Ranges	Total *	Male-Permanent	Female-Permanent	Salary Ranges	Total *	Male-Permanent	Female-Permanent	Salary Ranges	Total *	Male-Permanent	Female-Permanent	Salary Ranges	Total *	Male-Permanent	Female-Permanent	Salary Ranges	Total *	Male-Permanent	Female-Permanent	Salary Ranges
Atlantic	1	1	0	\$13,190 - 25,038	0	0	0		1	1	0	\$12,330 - 23,405	1	0	1	\$11,520 - 21,870	7	5	2	\$10,060 - 19,098	15	9	4	\$ 9,400 - 17,845
Bergen	1	1	0	- 30,571	1	1	0	25,688	5	3	1	- 20,700	10	9	1	18,900 - 19,800	21	14	7	14,950 - 18,300	46	21	13	10,400 - 16,400
Burlington	1	1	0	20,900 -	0	0	0		2	0	0	17,800 -	6	0	0	14,800 -	11	6	2	11,800 -	26	17	9	9,400 -
Camden	1	1	0	32,700	1	1	0	28,781	6	6	0	20,831 - 25,046	6	5	1	17,955 - 21,067	13	6	2	11,848 - 16,846	61	33	22	10,300 - 14,500
Cape May ***	1	1	0	17,056 - 22,576	0	0	0		0	0	0		2	2	0	13,365 - 18,878	2	2	0	11,541 - 16,369	13	8	3	10,469 - 14,896
Cumberland	1	1	0	14,057 - 23,885	0	0	0		0	0	0	12,274 - 22,118	3	3	0	11,471 - 20,815	6	5	1	10,115 - 16,122	15	8	1	9,361 - 14,920
Essex	1	0	1	24,389 - 35,756	4	4	0	17,860 - 26,142	9	9	0	16,012 - 23,449	26	22	4	14,414 - 21,183	72	58	14	12,822 - 19,056	111	80	24	11,710 - 17,358
Gloucester	1	0	1	22,770 - 28,370	0	0	0		0	0	0		4	3	1	14,833 - 23,458	9	6	2	12,204 - 21,040	10	8	1	10,543 - 17,057
Hudson	1	1	0	- 26,043	1	1	0	- 24,898	5	5	0	16,700 - 19,701	11	9	2	15,510 - 19,477	31	30	1	11,700 - 17,683	26	14	6	9,950 - 12,518
Hunterdon	1	1	0	20,000	0	0	0		0	0	0		0	0	0		4	3	1	12,700 - 17,800	4	0	2	11,100 - 15,500
Mercer	1	1	0	21,884 - 29,684	0	0	0		1	1	0	16,835 - 22,835	5	3	2	14,639 - 19,856	26	14	9	12,730 - 17,266	8	2	3	11,016 - 14,260
Middlesex	1	1	0	20,044 - 33,804	2	1	1	15,770 - 27,751	4	2	2	14,732 - 23,891	16	10	5	14,035 - 22,832	43	17	17	12,663 - 18,665	46	13	19	10,800 - 15,200
Monmouth	1	1	0	20,531 - 36,318	1	1	0	18,920 - 27,542	0	0	0		4	4	0	16,000 - 22,333	6	2	2	11,000 - 18,871	42	19	13	10,000 - 17,817
Morris	1	1	0	29,190	1	1	0	23,625	0	0	0		6	6	0	18,500 - 19,600	6	4	2	- 20,447	36	21	12	12,000 - 18,655
Ocean	1	1	0	26,665 -	1	0	0	20,965 -	0	0	0	18,360 -	6	5	1	16,320 -	12	4	1	13,500 -	26	12	7	10,550 -
Passaic	1	1	0	24,660 - 30,480	2	2	0	21,620 - 26,420	6	4	2	18,702 - 22,992	8	5	3	16,536 - 20,676	24	18	6	14,949 - 18,627	47	26	17	11,725 - 16,364
Salem	1	1	0	16,615 - 21,600	0	0	0		0	0	0	15,689 - 18,841	1	1	0	12,530 - 16,918	3	3	0	11,365 - 15,342	9	7	2	10,308 - 13,917
Somerset	1	1	0	35,500	0	0	0		3	3	0	15,689 - 28,841	6	6	0	14,547 - 24,994	8	6	2	12,229 - 19,638	29	23	6	11,276 - 16,923
Sussex	1	1	0	22,256	0	0	0		0	0	0		1	1	0	15,080 - 20,360	3	1	0	10,840 - 15,240	10	3	5	9,300 - 13,160
Union	1	0	0	27,850	2	2	0	25,850	3	3	0	19,880 - 22,880	8	7	1	18,610 - 21,610	19	15	2	13,755 - 19,110	46	29	17	12,705 - 18,060
Warren	1	1	0	17,633 - 23,807	0	0	0		0	0	0		1	0	0	14,506 - 19,585	4	2	0	13,157 - 17,765	6	4	2	11,365 - 15,342
TOTAL	21	18	2		16	14	1		45	37	5		131	101	22		330	221	73		632	357	188	
TOTAL ONE YEAR AGO	21	15	2		16	13	1		43	35	4		112	88	18		333	214	67		584	338	160	
PERCENT CHANGE FROM LAST YEAR	0	+20	0		0	+8	0		+5	+6	+25		+17	+15	+22		-1	+3	+9		+8	+6	+18	

\* Also includes provisionals and temporaries, CETA personnel, and excludes persons on leave of absence.

\*\* No salary ranges have been set for 1978 as of August 31, 1978. These figures represent the lowest and highest actual salaries.

\*\*\* Salary information represents 1977 figures due to 1978 contract not being in effect as of August 31, 1978.

SOURCE: Probation Administrative Management System

PROBATION TABLE A-2  
OTHER PROFESSIONAL AND SUPPORTIVE PERSONNEL  
AS OF AUGUST 31, 1978

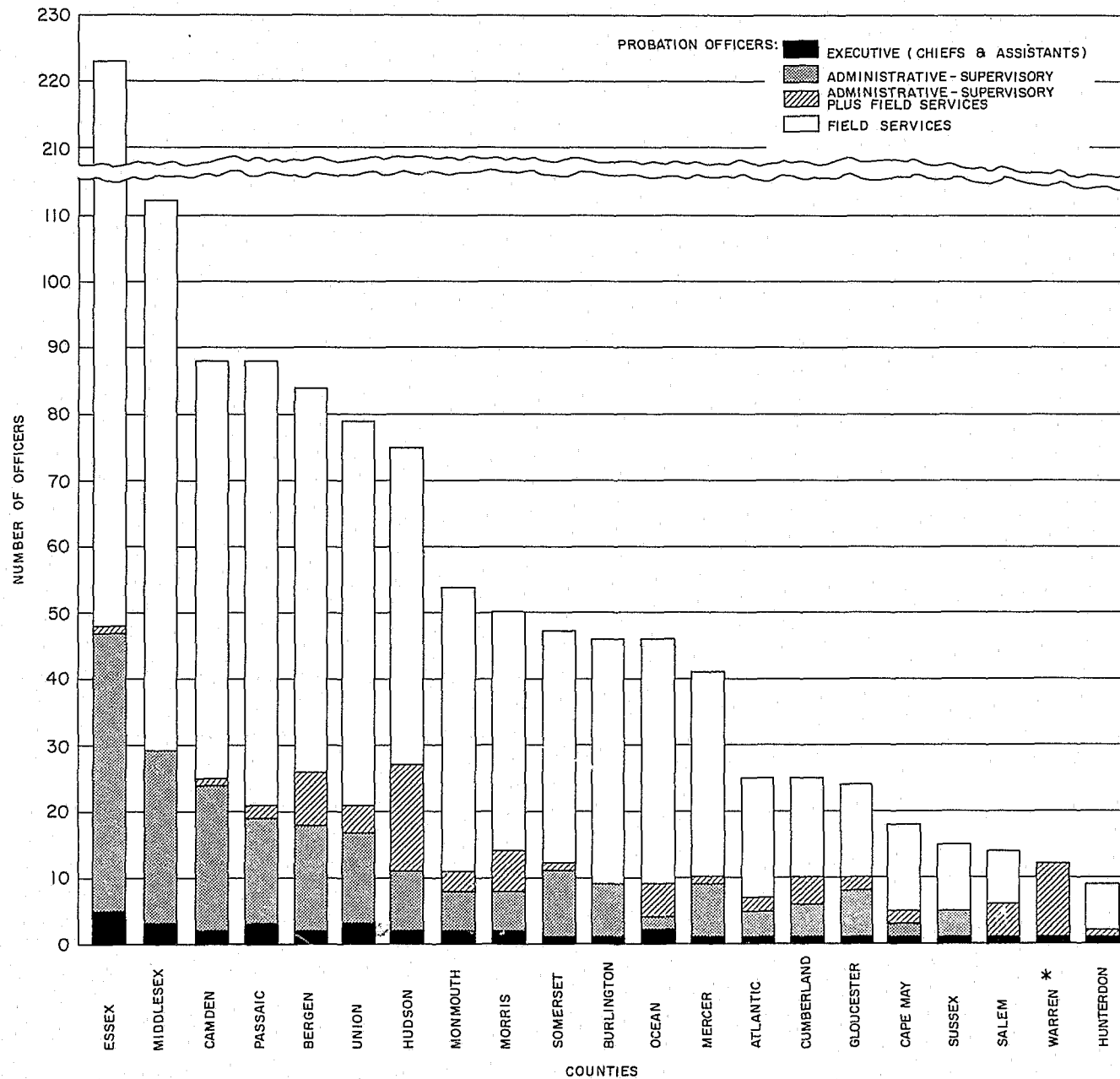
County	Senior Investigator				Investigator				Other Full-time Professionals	Accounting and Other Technical Personnel		Clerical Salary Ranges with Minimum Less Than \$6,000		Clerical Salary Ranges with Minimum \$6,000 or Greater		All Part-time Classifications
	Total*	Male-Permanent	Female-Permanent	Salary Ranges	Total*	Male-Permanent	Female-Permanent	Salary Ranges		Total*	Salary Ranges	Total*	Salary Ranges	Total*	Salary Ranges	
Atlantic	0	0	0		16	3	4	\$ 5,115 - 9,709	1	7	\$4,966 - 9,709	16	\$4,842 - 10,385	1	\$6,260 - 11,895	0
Bergen	1	1	0	\$ 8,020 - 14,748	16	3	4	7,240 - 13,726	1	9	5,911 - 14,148	20	5,755 - 10,077	17	6,090 - 22,196	6
Burlington	0	0	0		23	10	7	7,400 - 12,400	0	6	6,600 - 18,200	17	5,800 - 10,800	15	6,200 - 13,200	0
Camden	5	2	3	12,662	47	10	26	10,923	1	6	8,780 - 10,765**	0		48	7,412 - 14,490**	4
Cape May	1	1	0	10,993 - 14,693	4	1	2	8,203 - 11,072	11	3	7,073 - 12,844	0		13	6,762 - 10,801	4
Cumberland	2	2	0	8,446 - 14,544	12	6	1	7,380 - 11,097	1	1	5,625 - 8,457	12	5,625 - 8,457	2	6,450 - 10,377	0
Essex	0	0	0		49	22	10	8,150 - 14,644	1	15	6,450 - 17,760	0		107	6,450 - 18,034	5
Gloucester	6	0	3	8,260 - 10,701	9	1	5	7,493 - 9,705	2	12	5,989 - 11,190	4	5,989 - 7,956	11	6,289 - 12,336	2
Hudson	0	0	0		29	2	6	7,000 - 10,500	2	5	6,500 - 13,500	4	5,600 - 8,600	40	6,000 - 13,500	2
Hunterdon	0	0	0		2	2	0	10,393 - 12,941	1	3	7,044 - 11,737	0		5	7,766 - 11,737	1
Mercer	0	0	0		11	3	4	8,024 - 11,996	1	8	6,600 - 14,130	0		35	6,600 - 14,130	1
Middlesex	14	7	7	9,044 - 14,370	31	11	12	7,812 - 12,412	8	7	5,035 - 16,640	38	4,567 - 9,261	19	6,121 - 16,640	0
Monmouth	0	0	0		21	10	3	7,189 - 9,702	1	14	5,237 - 9,791	28	5,237 - 7,424	6	6,063 - 13,344	0
Morris	0	0	0		13	6	3	8,000 - 12,250	6	4	6,099 - 10,604	19	5,885 -	12	7,752 - 14,606**	5
Ocean	0	0	0		6	4	1	7,500 -	2	10	6,166 - 10,550	4	5,981 -	15	6,166 - 15,000	0
Passaic	7	2	4	10,200 - 14,150	14	7	3	8,700 - 12,530	6	10	6,266 - 17,435	34	5,965 - 8,177	31	6,266 - 19,797	1
Salem	1	0	1	7,750 - 10,385	2	1	1	7,000 - 9,100	1	3	4,898 - 7,207	8	5,351 - 8,299	2	6,100 - 10,717	0
Somerset	2	2	0	10,736 - 14,737	9	6	3	9,273 - 12,704	2	5	8,027 - 13,683	0		22	6,565 - 11,801	8
Sussex	0	0	0		3	2	0	7,610 - 10,890	1	2	5,700 - 9,805	2	5,330 - 7,720	4	6,070 - 8,790	1
Union	0	0	0		31	9	22	9,464 - 11,084	5	10	8,060 - 22,596	0		43	7,736 - 15,941	1
Warren	0	0	0		2	0	0	7,548 - 10,187	1	4	6,714 - 11,528	0		5	6,982 - 12,523	1
TOTAL	39	17	18		350	119	117		55	144		206		453		42
TOTAL ONE YEAR AGO	25	12	10		321	67	88		29	135		206		416		41
PERCENT CHANGE FROM LAST YEAR	+56	+42	+80		+9	+78	+33		+90	+7		0		+9		+2

\* Also includes provisionals and temporaries, CETA personnel, and excludes persons on leave of absence.

\*\* These figures represent the lowest and highest actual salaries.

SOURCE: Probation Administrative Management System

PROBATION TABLE A-3  
DEPARTMENTAL ORGANIZATION BY FUNCTION  
AS OF AUGUST 31, 1978



\* CHIEF PROBATION OFFICER ALSO SUPERVISES A CASELOAD OF PROBATIONERS.

SOURCE: PROBATION ADMINISTRATIVE MANAGEMENT SYSTEM

PROBATION TABLE B-1  
WORK VOLUME - INVESTIGATIONS COMPLETED  
SEPTEMBER 1, 1977 to AUGUST 31, 1978

County	Adult Presentence (Criminal) County & Superior Courts		Adult Presentence (Criminal) Municipal Court		Juvenile Predisposition Juvenile & Domestic Relations Court	Chancery Custody Superior Court	Domestic Relations Juvenile & Domestic Relations Court	Bail/ROR	Grand Jury	Work Release	Inter- State Compact	Other*
	Long Form	Short Form	Long Form	Short Form								
Atlantic	638	0	0	0	159	46	5	241	0	0	54	692
Bergen	1,026	24	195	8	646	198	264	546	328	8	59	1,576
Burlington	661	0	46	0	344	115	149	719	0	0	1	62
Camden	1,204	0	0	54	460	59	180	5,943	1,200	0	27	306
Cape May	254	134	1	6	253	7	99	0	0	0	12	386
Cumberland	468	47	1	3	150	22	951	0	0	25	0	385
Essex	2,399	59	16	343	409	200	163	2,444	1,564	3	55	440
Gloucester	156	0	0	74	85	40	21	187	125	0	11	510
Hudson	998	0	0	57	917	60	51	3,210	0	0	44	114
Hunterdon	76	63	0	0	50	55	26	50	0	0	0	0
Mercer	634	98	3	231	544	61	84	0	0	0	20	25
Middlesex	1,171	291	0	135	189	100	604	2,613	0	0	13	452
Monmouth	1,472	36	3	6	1,182	105	68	744	0	0	4	875
Morris	366	0	0	70	193	137	20	296	0	0	1	546
Ocean	402	127	0	145	203	56	32	66	0	0	24	170
Passaic	1,083	2	1	394	469	90	91	1,569	1,275	0	14	1,528
Salem	368	16	0	0	164	0	491	0	0	0	6	278
Somerset	248	53	0	34	514	60	212	536	0	0	174	1,082
Sussex	146	27	6	2	30	15	13	42	0	0	0	49
Union	1,309	0	77	0	493	120	430	956	0	0	1	4
Warren	80	36	1	11	49	37	96	2	0	0	4	295
TOTAL	15,159	1,013	350	1,573	7,503	1,583	4,050	20,164	4,492	36	524	9,775
TOTAL ONE YEAR AGO	16,522	1,764	685	2,112	7,361	1,559	7,720	21,083	3,997	40	620	13,966
PERCENT CHANGE FROM LAST YEAR	-8.2	-42.6	-48.9	-25.5	+1.9	+1.5	-47.5	-4.4	+12.4	-10.0	-15.5	-30.0

\* Includes Juvenile Detention Investigations, Financial Investigations, Split Investigations and all limited investigations.

SOURCE: Probation Administrative Management System

PROBATION TABLE B-2  
 WORK VOLUME - ADULT PROBATION SUPERVISION  
 SEPTEMBER 1, 1977 - AUGUST 31, 1978

County	Beginning September 1, 1977				Added 1977-78				Transferred 1977-78				Terminated 1977-78				Remaining August 31, 1978			
	County and Superior Court	Municipal Court	Juvenile and Domestic Relations Court	County Parole	County and Superior Court	Municipal Court	Juvenile and Domestic Relations Court	County Parole	County and Superior Court	Municipal Court	Juvenile and Domestic Relations Court	County Parole	County and Superior Court	Municipal Court	Juvenile and Domestic Relations Court	County Parole	County and Superior Court	Municipal Court	Juvenile and Domestic Relations Court	County Parole
	(Criminal)	(Criminal)	(Adult)		(Criminal)	(Criminal)	(Adult)		(Criminal)	(Criminal)	(Adult)		(Criminal)	(Criminal)	(Adult)		(Criminal)	(Criminal)	(Adult)	
Atlantic	545	166	0	0	328	139	0	0	63	8	0	0	328	168	0	0	482	129	0	0
Bergen	1,493	619	3	0	863	433	0	0	237	34	0	0	699	525	0	0	1,420	493	3	0
Burlington	818	310	291	0	622	524	306	0	201	165	0	0	461	306	232	0	778	363	365	0
Camden	1,339	875	113	0	782	428	0	0	209	46	0	0	567	524	6	0	1,345	733	107	0
Cape May	516	20	0	0	230	12	0	0	21	0	0	0	288	14	0	0	437	18	0	0
Cumberland	486	95	0	0	299	55	0	0	70	1	0	0	246	72	0	0	469	77	0	0
Essex	2,929	2,261	2,119	9	1,808	2,385	364	46	249	64	2	0	1,286	1,757	692	35	3,202	2,825	1,789	20
Gloucester	319	170	28	0	174	79	6	0	38	3	0	0	147	101	3	0	308	145	31	0
Hudson	2,041	924	0	0	716	616	0	3	112	19	0	0	558	531	0	0	2,087	990	0	3
Hunterdon	127	27	1	0	122	8	4	0	32	0	0	0	75	23	0	0	142	12	5	0
Mercer	882	479	0	0	554	398	0	10	124	3	0	0	509	358	0	5	803	516	0	5
Middlesex	1,383	679	82	0	1,211	589	44	3	394	94	0	0	546	542	76	3	1,654	632	50	0
Monmouth	1,166	32	0	0	1,019	60	0	0	198	2	0	0	868	70	0	0	1,119	20	0	0
Morris	593	203	159	0	372	237	22	0	141	49	0	0	210	141	28	0	614	250	153	0
Ocean	820	279	0	0	443	349	0	0	96	5	0	0	473	285	0	0	694	338	0	0
Passaic	998	990	636	0	745	384	135	0	107	55	1	0	543	342	80	0	1,093	977	690	0
Salem	248	25	272	0	317	7	125	0	92	0	0	0	120	11	83	0	353	21	314	0
Somerset	395	138	0	0	233	130	1	0	102	23	0	0	134	120	0	0	392	125	1	0
Sussex	202	38	0	0	132	43	0	0	41	3	0	0	102	14	0	0	191	64	0	0
Union	1,297	533	507	0	1,118	589	144	0	345	49	0	0	795	475	61	0	1,275	598	590	0
Warren	76	37	0	0	66	53	0	0	30	8	0	0	44	43	0	0	68	39	0	0
TOTAL	18,673	8,900	4,211	9	12,154	7,518	1,151	62	2,902	631	3	0	8,999	6,422	1,261	43	18,926	9,365	4,098	28
TOTAL ONE YEAR AGO	18,126	8,385	3,646	9	12,570	7,874	1,748	26	2,836	665	9	0	9,187	6,694	1,174	26	18,673	8,900	4,211	9
PERCENT CHANGE	+3.0	+6.1	+15.5	0	-3.3	-4.5	-34.2	+138.5	+2.3	-5.1	-66.7	0	-2.0	-4.1	+7.4	+65.4	+1.4	+5.2	-2.7	+211.1

SOURCE: Probation Administrative Management System

PROBATION TABLE B-3  
WORK VOLUME - JUVENILE PROBATION SUPERVISION  
SEPTEMBER 1, 1977 - AUGUST 31, 1978

County	Beginning September 1, 1977		Added 1977-78		Transferred 1977-78		Terminated 1977-78		Remaining August 31, 1978	
	Juvenile & Domestic Relations Court Juveniles	Juvenile & Domestic Relations Court Juveniles	Juvenile & Domestic Relations Court Juveniles	Juvenile & Domestic Relations Court Juveniles	Juvenile & Domestic Relations Court Juveniles	Juvenile & Domestic Relations Court Juveniles	Juvenile & Domestic Relations Court Juveniles	Juvenile & Domestic Relations Court Juveniles	Juvenile & Domestic Relations Court Juveniles	Juvenile & Domestic Relations Court Juveniles
	Delinquents	JINS	Delinquents	JINS	Delinquents	JINS	Delinquents	JINS	Delinquents	JINS
Atlantic	260	23	235	17	3	1	236	24	256	15
Bergen	487	128	491	54	59	8	362	81	557	93
Burlington	389	30	322	29	27	1	302	28	382	30
Camden	535	45	412	12	29	2	372	33	546	22
Cape May	333	6	268	11	15	0	248	4	338	13
Cumberland	454	114	398	75	12	4	362	62	478	123
Essex	913	131	699	22	19	5	664	59	929	89
Gloucester	222	56	152	71	11	0	168	84	195	43
Hudson	677	26	471	30	4	1	423	22	721	33
Hunterdon	84	10	64	11	2	0	47	4	99	17
Mercer	649	121	736	77	9	0	541	40	835	158
Middlesex	727	127	462	86	41	11	588	102	560	100
Monmouth	510	109	532	95	34	1	522	130	486	73
Morris	298	140	286	53	19	4	180	53	385	136
Ocean	515	34	392	33	23	0	360	35	524	32
Passaic	728	180	679	139	4	1	592	148	811	170
Salem	129	21	145	10	12	0	79	22	183	9
Somerset	260	39	258	25	22	0	201	31	295	33
Sussex	162	15	165	6	6	0	66	2	255	19
Union	632	166	589	127	27	6	562	153	632	134
Warren	146	12	95	7	4	1	98	6	139	12
TOTAL	9,110	1,533	7,851	990	382	46	6,973	1,123	9,606	1,354
TOTAL ONE YEAR AGO	9,558	1,690	7,452	1,218	378	47	7,522	1,328	9,110	1,533
PERCENT CHANGE FROM LAST YEAR	-4.7	-9.3	+5.4	-18.7	+1.1	-2.1	-7.3	-15.4	+5.4	-11.7

SOURCE: Probation Administrative Management System



PROBATION TABLE B-4  
 WORK VOLUME - PROBATIONERS TRANSFERRED  
 SEPTEMBER 1, 1977 - AUGUST 31, 1978

County	Transfer Persons Sent:		Transfer Persons Sent:		Returned Transferred Persons*		Total	
	Other Counties		Other States					
	** Adult	*** Juv.	** Adult	*** Juv.	** Adult	*** Juv.	** Adult	*** Juv.
Atlantic	18	2	20	2	33	0	71	4
Bergen	88	13	44	27	139	27	271	67
Burlington	173	11	175	17	18	0	366	28
Camden	89	1	96	4	70	26	255	31
Cape May	2	10	12	5	7	0	21	15
Cumberland	20	6	16	9	35	1	71	16
Essex	132	8	37	4	146	12	315	24
Gloucester	10	8	2	3	29	0	41	11
Hudson	40	2	14	0	77	3	131	5
Hunterdon	7	0	11	0	14	2	32	2
Mercer	78	6	42	2	7	1	127	9
Middlesex	268	22	129	19	91	11	488	52
Monmouth	129	34	31	0	40	1	200	35
Morris	67	5	37	5	86	13	190	23
Ocean	23	15	31	6	47	2	101	23
Passaic	95	4	30	0	38	1	163	5
Salom	28	5	45	3	19	4	92	12
Somerset	85	14	11	2	29	6	125	22
Sussex	17	5	15	1	12	0	44	6
Union	251	16	71	8	72	9	394	33
Warren	16	0	14	2	8	3	38	5
TOTAL	1,636	187	883	119	1,017	122	3,536	428
TOTAL ONE YEAR AGO	1,601	188	945	140	964	97	3,510	425
PERCENT CHANGE FROM LAST YEAR	+2.2	-.5	-6.6	-15.0	+5.5	+25.8	+.7	+.7

\* Persons previously transferred to another jurisdiction returned for termination.

\*\* Includes adults from County and Superior Courts (Criminal), Municipal Court (Criminal), Juvenile and Domestic Relations Court (Adult).

\*\*\* Includes juveniles, both Delinquents and JINS, from Juvenile and Domestic Relations Court.

SOURCE: Probation Administrative Management System

PROBATION TABLE B-5  
 WORK VOLUME - PROBATIONERS TERMINATED  
 SEPTEMBER 1, 1977 - AUGUST 31, 1978

County	Discharge Completed Term		Discharge Violation of Probation		Discharge New Offense		Discharge Deceased		Absconder Discharge		Discharge Other*		Total	
	Adult **	Juv. ***	Adult **	Juv. ***	Adult **	Juv. ***	Adult **	Juv. ***	Adult **	Juv. ***	Adult **	Juv. ***	Adult **	Juv. ***
Atlantic	317	150	36	6	11	49	5	1	62	13	65	41	496	260
Bergen	1,039	424	117	1	7	17	8	1	1	0	52	0	1,224	443
Burlington	716	279	20	0	3	8	3	0	9	1	248	42	999	330
Camden	835	279	40	25	57	68	16	2	39	9	110	22	1,097	405
Cape May	291	243	4	2	5	5	0	0	2	2	0	0	302	252
Cumberland	240	383	44	1	20	28	3	0	10	11	1	1	318	424
Essex	2,107	475	282	28	66	66	53	4	511	5	716	145	3,735	723
Gloucester	213	246	3	0	0	0	3	0	11	0	21	6	251	252
Hudson	912	326	51	16	27	68	16	2	45	33	38	0	1,089	445
Hunterdon	69	51	2	0	0	0	0	0	0	0	27	0	98	51
Mercer	592	443	91	28	59	99	98	1	0	0	27	10	867	581
Middlesex	787	615	57	1	17	11	11	2	98	14	194	47	1,164	690
Monmouth	744	595	62	9	10	24	8	2	38	5	76	17	938	652
Morris	278	231	20	0	10	0	5	0	11	0	55	2	379	233
Ocean	615	386	36	5	7	1	3	1	2	1	95	1	758	395
Passaic	639	544	128	55	14	26	9	0	9	18	166	97	965	740
Salem	209	67	4	0	0	1	0	0	0	1	1	32	214	101
Somerset	182	219	16	1	9	1	3	1	14	0	30	10	254	232
Sussex	112	68	1	0	0	0	2	0	1	0	0	0	116	68
Union	1,069	633	77	14	57	48	10	3	41	9	77	8	1,331	715
Warren	74	91	2	3	5	9	0	0	6	1	0	0	87	104
TOTAL	12,040	6,748	1,093	195	384	529	256	20	910	123	1,999	481	16,682	8,096
TOTAL ONE YEAR AGO	12,263	7,256	1,214	176	511	596	201	30	957	169	1,909	623	17,055	8,850
PERCENT CHANGE FROM LAST YEAR	-1.8	-7.0	-10.0	+10.8	-24.9	-11.2	+27.4	-33.3	-4.9	-27.2	+4.7	-22.8	-2.2	-8.5

\* Primarily early terminations.

\*\* Includes adults from County & Superior Courts (Criminal), Municipal Court (Criminal), and Juvenile & Domestic Relations Court (Adult).

\*\*\* Includes juveniles, both Delinquent and JINS, from Juvenile & Domestic Relations Court.

SOURCE: Probation Administrative Management System

PROBATION TABLE B-6  
WORK VOLUME - SUPERVISED COLLECTIONS  
SEPTEMBER 1, 1977 - AUGUST 31, 1978

County	Beginning September 1, 1977				Added 1977-78				Transferred 1977-78				Terminated 1977-78				Remaining August 31, 1978			
	Superior Court Chancery- Matrimonial		Juvenile and Domestic Relations Court	Collections*	Superior Court Chancery- Matrimonial		Juvenile and Domestic Relations Court	Collections*	Superior Court Chancery- Matrimonial		Juvenile and Domestic Relations Court	Collections*	Superior Court Chancery- Matrimonial		Juvenile and Domestic Relations Court	Collections*	Superior Court Chancery- Matrimonial		Juvenile and Domestic Relations Court	Collections*
	Custody	Pay-Thru	Pay-Thru	Pay-Thru	Custody	Pay-Thru	Pay-Thru	Pay-Thru	Custody	Pay-Thru	Pay-Thru	Pay-Thru	Custody	Pay-Thru	Pay-Thru	Pay-Thru	Custody	Pay-Thru	Pay-Thru	Pay-Thru
Atlantic	0	1,596	5,359	18	0	232	1,045	3	0	0	0	0	0	573	1,123	11	0	1,255	5,281	10
Bergen	0	2,908	2,219	100	0	461	696	99	0	0	0	0	0	604	531	97	0	2,765	2,384	102
Burlington	0	2,745	5,137	102	0	503	1,406	3	0	63	37	0	0	159	538	11	0	3,026	5,968	94
Camden	0	2,803	6,257	1,534	0	391	1,579	419	0	147	27	2	0	436	845	96	0	2,611	6,964	1,855
Cape May	0	412	861	56	0	82	709	0	0	0	0	0	0	65	262	17	0	429	1,308	39
Cumberland	1	1,053	3,583	33	0	133	1,077	5	0	0	0	0	1	185	439	20	0	1,001	4,221	18
Essex	0	2,496	7,870	1,843	0	643	2,463	839	0	0	0	0	0	335	1,403	147	0	2,804	8,930	2,535
Gloucester	6	775	2,193	958	0	272	463	303	0	52	28	59	0	58	270	41	6	937	2,358	1,161
Hudson	0	2,785	5,888	104	0	916	1,815	53	0	4	0	0	0	634	1,287	37	0	3,063	6,416	120
Hunterdon	5	519	489	2	4	110	48	0	0	63	12	0	1	60	76	0	8	506	449	2
Mercer	0	136	219	251	0	535	4,414	228	0	0	0	0	0	31	124	185	0	640	4,509	294
Middlesex	0	4,058	3,633	59	0	651	1,118	42	0	164	107	0	0	598	455	42	0	3,947	4,189	59
Monmouth	0	4,730	4,432	0	1	784	856	0	0	90	25	0	1	437	712	0	0	4,987	4,551	0
Morris	162	1,272	1,386	70	13	377	424	9	0	59	127	0	21	187	324	12	154	1,403	1,359	67
Ocean	0	2,243	1,868	22	0	569	674	34	0	31	147	0	0	700	372	37	0	2,081	2,023	19
Passaic	0	1,882	2,467	40	0	323	1,015	48	0	65	9	0	0	190	510	58	0	1,950	2,963	30
Salem	0	291	772	25	0	79	230	16	0	0	0	0	0	31	95	14	0	339	907	27
Somerset	0	1,109	669	0	0	332	385	1	0	109	166	0	0	147	122	1	0	1,185	766	0
Sussex	8	836	790	0	0	166	254	0	0	86	87	0	0	140	193	0	8	776	764	0
Union	0	1,814	3,706	0	0	601	1,459	0	0	209	58	0	0	299	767	0	0	1,907	4,340	0
Warren	0	570	874	71	0	249	311	64	0	37	69	0	0	114	240	80	0	668	876	55
TOTAL	182	37,033	60,672	5,288	18	8,409	22,441	2,166	0	1,179	899	61	24	5,983	10,688	906	176	38,280	71,526	6,487
TOTAL ONE YEAR AGO	202	33,913	55,748	4,378	53	7,210	16,251	1,850	0	878	522	57	73	3,212	10,805	883	182	37,033	60,672	5,288
PERCENT CHANGE	-9.9	+9.2	+8.8	+20.8	-66.0	+16.6	+38.1	+17.1	0	+34.3	+72.2	+7.0	-67.1	+86.3	-1.1	+2.6	-3.3	+3.4	+17.9	+22.7

\* Includes persons paying Municipal Court Pay-Thru, fines, restitutions and court costs through the Probation Department.

SOURCE: Probation Administrative Management System

PROBATION TABLE C -1  
SUMMARY OF APPROPRIATIONS

County	County Appropriations* (Calendar Year 1978)				State Law Enforcement Planning Agency (Projects in operation during Court Year 1977-78)				Comprehensive Employment Training Act
	Salaries and Wages	Materials and Supplies	Services (Other than Personal)	Total	Salaries and Wages	Materials and Supplies	Services (Other than Personal)	Total	
Atlantic	\$ 563,826	\$ 5,074	\$ 12,137	\$ 581,037					\$ 51,409
Bergen	1,859,717	69,650**		1,929,367	\$ 112,543	\$ 4,815		\$ 117,358	143,191
Burlington	945,703	70,802	19,378	1,035,883	77,185	8,699	\$ 700	86,584	126,929
Camden	2,024,757	34,600	164,100	2,223,457					119,487
Cape May	578,377	19,335	86,465	684,177	44,481	5,325	3,092	52,898	27,670
Cumberland	339,123	19,405**		358,528	49,531	1,936	10,806	62,273	31,099
Essex	5,953,333	41,252	414,375	6,408,960	88,595	1,697	6,100	96,392	275,000
Gloucester	692,486	3,900	54,730	751,116	21,114	300	808	22,222	10,543
Hudson	1,619,122	7,340	52,205	1,678,667					42,500
Hunterdon	210,000	6,225	42,200	258,425					
Mercer***	1,165,424	10,500	89,395	1,265,319	15,758	825	11,841	28,424	33,059
Middlesex	2,465,500	79,325	222,075	2,766,900	125,835			125,835	229,775
Monmouth	1,363,085	81,966	31,534	1,476,585	119,862	3,674		123,536	2,500
Morris	1,194,400		129,270	1,323,670	12,150			12,150	38,000
Ocean	720,700	111,600**		832,300	125,135	4,011	300	129,446	35,000
Passaic	2,378,211	21,550	179,495	2,579,256	83,420		1,580	85,000	8,417
Salem	249,725	11,806	37,304	298,835	23,172	2,000	1,710	26,882	1,206
Somerset	1,297,455	16,346	61,402	1,375,203	63,267	2,309		65,576	
Sussex	211,920	6,832	32,031	250,783	20,240			20,240	18,600
Union	2,282,529	27,565	119,522	2,429,616	75,000			75,000	14,904
Warren	301,865	29,860		331,725					
TOTAL	\$28,417,258	\$674,933	\$1,747,618	\$30,839,809	\$1,057,288	\$35,591	\$36,937	\$1,129,816	\$1,209,289
TOTAL ONE YEAR AGO	\$24,876,411	\$845,376	\$1,646,200	\$27,367,987	N/A	N/A	N/A	N/A	N/A
PERCENT CHANGE FROM LAST YEAR	+14.2	-20.2	+6.2	+12.7	N/A	N/A	N/A	N/A	N/A

\* Does not reflect the total operating expenses of all the county probation departments since some costs such as postage, office space, janitorial services and utilities may be provided by other sources.

\*\* Figure also includes services other than personal.

\*\*\* Incorporated in the figure presented in the SLEPA section is an appropriation from the Department of Human Services.

NOTE: If more than a single grant was effective during the court year, the grant of longest duration was utilized.

SOURCE: Probation Administrative Management System

PROBATION TABLE C-2

WORK VOLUME - SUPERVISED COLLECTIONS

SEPTEMBER 1, 1977 to AUGUST 31, 1978

(Monies Collected)

County	Support and Alimony	Court Costs and Fines	Restitutions	Total
Atlantic	\$ 2,344,754.00	\$ 46,135.00	\$ 65,465.00	\$ 2,456,354.00
Bergen	7,637,554.30	138,389.00	77,346.50	7,853,289.80
Burlington	6,081,210.46	163,431.80	47,116.96	6,291,759.22
Camden	8,171,258.28	115,912.47	58,937.88	8,346,108.63
Cape May	1,295,965.27	34,746.27	22,434.99	1,353,146.53
Cumberland	2,885,430.00	82,839.94	6,794.25	2,975,064.19
Essex	9,447,709.18	463,179.13	179,216.91	10,090,105.22
Gloucester	3,145,369.79	18,775.03	10,036.47	3,174,181.29
Hudson	6,083,088.51	96,811.60	100,329.30	6,280,229.41
Hunterdon	1,334,068.36	5,347.00	2,605.83	1,342,021.19
Mercer	3,880,423.76	98,814.95	53,815.69	4,033,054.40
Middlesex	8,146,402.52	98,807.00	60,656.60	8,305,866.12
Monmouth	6,796,975.33	219,746.20	51,720.05	7,068,441.58
Morris	4,080,713.30	67,419.84	90,107.33	4,238,240.47
Ocean	4,579,108.89	101,947.45	49,065.71	4,730,122.05
Passaic	4,556,217.25	108,301.25	55,382.71	4,719,901.21
Salem	1,309,261.51	128,839.95	8,298.49	1,446,399.95
Somerset	2,909,281.66	32,679.00	21,397.89	2,963,358.55
Sussex	1,285,034.22	29,468.00	6,507.55	1,321,009.77
Union	6,378,699.00	213,247.00	91,709.00	6,683,655.00
Warren	1,558,550.18	6,459.17	13,564.92	1,578,574.27
TOTAL	\$93,907,075.77	\$2,271,297.05	\$1,072,510.03	\$97,250,882.85
TOTAL ONE YEAR AGO	\$85,129,669.02	\$2,017,868.73*	\$ 784,065.31*	\$87,931,603.06*
PERCENT CHANGE FROM LAST YEAR	+10.3	+12.6	+36.8	+10.6

\* This figure represents an update of the figure in the report of the previous year.

SOURCE: Probation Administrative Management System

PROBATION TABLE C-3  
FEDERALLY FUNDED PROBATION PROJECTS\*

Project (Type & Description)	County	Year Project Started	Number of Staff	Project Allocation	
				Federal	Total Budget
INTAKE	Bergen	1975	5	\$49,999	\$55,555
Diverting from the courts complaints that are more appropriately processed by other agencies.	Burlington	1976	2	17,293	27,026
	Cape May	1977	5	28,500	31,667
	Gloucester	1978	7	20,000	22,222
	Middlesex	1975	3	57,038	63,376
	Monmouth	1976	7	72,000	86,215
	Ocean	1977	5	52,806	59,406
	Salem	1977	2	24,193	26,881
	Somerset	1978	2	26,267	29,186
	Union	1976	6	75,000	83,334
PRETRIAL INTERVENTION	Bergen	1974	9	45,000	49,500
Suspended prosecution leading to dismissal of charges after completion of the program.	Burlington	1977	4	45,717	59,558
	Monmouth	1977	8	51,536	57,264
	Morris	1976	1	13,942	15,336
	Ocean	1977	6	51,750	57,500
	Passaic	1977	8	85,000	94,444
	Somerset	1977	3	40,000	44,444
	Sussex	1978	2	20,240	22,488
VOLUNTEERS	Cape May	1975	3	19,108	21,233
Primarily supervision of probationers on a one-to-one basis by a volunteer.	Cumberland	1976	2	20,000	22,222
	Mercer	1976	3	23,424	26,027
JUVENILE COURT	Ocean	1976	5	47,962	53,290
A juvenile court mental health project.					
VOCATIONAL SERVICE CENTER	Essex	1976	6	68,416	78,544
Seeks to provide employment counseling and employment opportunities for probationers.					
PARENTS' WORKSHOP	Bergen	1976	7	37,080	41,200
Training for parents of children with problems.					
JUVENILE OFFICER TRAINING	Somerset	1977	-	1,507	1,675
A seminar designed to continue ongoing dialogue among the courts, probation and the police.					
PROBATIONFIELDS REMEDIAL SERVICES	Essex	1978	4	43,500	48,333
Remedial educational program for juvenile probationers.					

\* In operation at any period during the Court Year ending August 31, 1978.

SOURCE: Probation Administrative Management System

PROBATION TABLE D-1  
 VOLUNTEERS IN PROBATION  
 SEPTEMBER 1, 1977 - AUGUST 31, 1978

County	Date Program Initiated	Volunteer Assignments 1977-78 Court Year*	Volunteer Assignments 1976-77 Court Year*	Monthly Average Number of Volunteers 1977-78 Court Year		Volunteers Completing Pre-service Training 1977-78 Court Year	Volunteers Completing Pre-service Training 1976-77 Court Year	Monthly Average of Volunteers Attending In-service Training 1977-78 Court Year	
				Assigned	Pending Assignment			Number of Persons	Number of Hours
Atlantic	January, 1974	103	88	39	12	29	24	3	4
Bergen	January, 1971	498	336	191	4	228	305	46	538
Burlington	January, 1972	204	212	94	49	68	85	6	20
Camden	December, 1970	614	684	337	169	97	142	8	22
Cape May	January, 1976	41	18	18	28	29	13	0	0
Cumberland	March, 1974	127	49	64	48	75	90	4	15
Essex	September, 1973	196	204	124	157	214	164	8	57
Gloucester	July, 1975	137	119	61	38	45	87	3	6
Hudson	March, 1972	100	93	51	37	40	10	4	17
Mercer	August, 1976	124	48	70	30	98	104	14	74
Middlesex	June, 1974	384	317	183	38	83	117	6	83
Monmouth	April, 1974	140	146	71	59	42	51	7	17
Morris	March, 1973	72	120	41	5	33	64	3	19
Ocean	January, 1972	127	123	43	119	56	49	2	4
Passaic	September, 1973	222	239	126	86	108	77	5	2
Salem	September, 1975	37	31	17	16	9	13	4	8
Somerset	January, 1975	45	41	26	3	17	12	4	13
Union	December, 1971	180	166	67	68	56	89	11	102
TOTAL		3,351	3,034	1,623	966	1,327	1,496	138	1,001
TOTAL ONE YEAR AGO		3,034	3,075	N/A	N/A	1,496	1,258	N/A	N/A
PERCENT CHANGE FROM LAST YEAR		+10.4	-1.3	N/A	N/A	-11.3	+18.9	N/A	N/A

\* The majority of volunteers are assigned one-to-one to clientele; this count also includes volunteers providing other services to the judiciary and probation.

NOTE: The counties of Hunterdon, Sussex, and Warren do not have Volunteers in Probation Programs and therefore are not included in this table.

SOURCE: Probation Administrative Management System

PROBATION TABLE D-2  
VOLUNTEERS IN PROBATION  
WORK VOLUME - SUPERVISION SUMMARY\*  
SEPTEMBER 1, 1977 - AUGUST 31, 1978

County	Supervised Persons Beginning September 1, 1977	Persons Added 1977-78	Discharge Completed Term	Discharge Violation of Probation	Discharge New Offense	Transfer Persons Sent Other Counties, States	Intra- departmental Transfers	Discharge Other	Supervised Persons Remaining August 31, 1978
Atlantic	52	73	26	4	14	0	1	1	79
Bergen	184**	144	255	0	0	0	0	0	73
Burlington	88**	117	72	2	8	2	16	4	101
Camden	314	274	150	7	34	5	32	31	329
Cape May	18	23	9	4	0	2	1	5	20
Cumberland	54**	106	62	0	5	0	21	5	67
Essex	103**	85	48	0	0	1	5	14	120
Gloucester	63**	72	73	0	0	1	4	1	56
Hudson	38	61	23	2	4	0	2	15	53
Mercer	51	70	24	0	0	2	0	3	92
Middlesex	200	116	124	0	3	1	21	9	158
Monmouth	62	74	41	0	0	0	27	1	67
Morris	49	33	27	0	2	0	6	17	30
Ocean	56	48	67	0	1	1	12	0	23
Passaic	33	59	35	1	0	0	3	20	33
Salem	19	20	23	0	0	2	0	1	13
Somerset	20	25	9	0	0	1	5	1	29
Union	74	117	37	0	0	0	8	68	78
TOTAL	1,478 **	1,517	1,105	20	71	18	164	196	1,421
TOTAL ONE YEAR AGO	1,317	1,513	903	16	79	27	93	203	1,509
PERCENT CHANGE FROM LAST YEAR	+12.2	+.3	+22.4	+25.0	-10.1	-33.3	+76.3	-3.4	-5.8

\* Includes probationers, Juvenile Conference Committee referrals, juvenile intake referrals and agency referrals.

\*\* This figure represents an update of the figure in the report of the previous year.

NOTE: The counties of Hunterdon, Sussex and Warren do not have Volunteers in Probation Programs and therefore are not included in this table.

SOURCE: Probation Administrative Management System



PROBATION TABLE D-3  
VOLUNTEERS IN PROBATION  
WORK VOLUME - SUPERVISION  
SEPTEMBER 1, 1977 - AUGUST 31, 1978

County	Beginning September 1, 1977				Added 1977-78				Terminated/Transferred 1977-78				Remaining August 31, 1978			
	Juvenile Delinquents on Probation	Juveniles in Need of Supervision on Probation	Adults* on Probation	Other**	Juvenile Delinquents on Probation	Juveniles in Need of Supervision on Probation	Adults* on Probation	Other**	Juvenile Delinquents on Probation	Juveniles in Need of Supervision on Probation	Adults* on Probation	Other**	Juvenile Delinquents on Probation	Juveniles in Need of Supervision on Probation	Adults* on Probation	Other**
Atlantic	41	11	0	0	40	8	0	25	37	9	0	0	44	10	0	25
Bergen	59	9	0	116	44	73	1	26	81	43	0	131	22	39	1	11
Burlington	51	11	16	10	55	12	9	41	50	11	11	32	56	12	14	19
Camden	172	39	61	42	83	6	94	91	105	28	69	57	150	17	86	76
Cape May	16	1	1	0	23	0	0	0	21	0	0	0	18	1	1	0
Cumberland	28	22	0	4	32	35	0	39	36	37	0	20	24	20	0	23
Essex	35	15	6	47	29	6	6	44	28	0	5	35	36	21	7	56
Gloucester	59	4	0	0	45	27	0	0	55	24	0	0	49	7	0	0
Hudson	21	0	15	2	29	9	5	18	21	9	8	8	29	0	12	12
Mercer	51	0	0	0	61	0	0	9	29	0	0	0	83	0	0	9
Middlesex	64	6	104	26	41	3	38	34	52	7	64	35	53	2	78	25
Monmouth	40	22	0	0	41	14	13	6	39	24	2	4	42	12	11	2
Morris	35	2	0	12	4	9	7	13	27	5	0	20	12	6	7	5
Ocean	31	4	5	16	31	12	4	1	48	11	5	17	14	5	4	0
Passaic	9	11	3	10	11	1	0	33	13	21	2	23	7	5	1	20
Salem	10	1	0	8	13	1	0	6	13	2	0	11	10	0	0	3
Somerset	14	6	0	0	23	2	0	0	13	3	0	0	24	5	0	0
Union	41	2	25	6	45	7	40	25	47	5	41	20	39	4	24	11
TOTAL	777	166	236	299	650	239	217	411	715	239	207	413	712	166	246	297

\* Includes adults from County and Superior Courts, and Municipal Court.

\*\* Includes Juvenile Conference Committee referrals, juvenile intake referrals, and agency referrals.

NOTE: The counties of Hunterdon, Sussex and Warren do not have Volunteers in Probation Programs and therefore are not included in this table.

SOURCE: Probation Administrative Management System

PROBATION TABLE D-4  
JUVENILE AND DOMESTIC RELATIONS COURT INTAKE SERVICES  
September 1, 1977 - August 31, 1978

COUNTY	OPERATIONAL DATE	ADMINISTRATION	1977 - 78			TOTAL 1977-78	FUNDING 1976-77
			FEDERAL	STATE	LOCAL		
Atlantic	May 1976	Presiding Judge Trial Court Administrator	\$ 49,618	\$ 2,756	\$ 30,291	\$ 82,665*	\$ 78,142
Bergen	March 1975	Presiding Judge Probation Department	37,494	2,088	50,618	90,200*	178,473
Burlington	October 1975	Presiding Judge Probation Department	24,323	0	53,793	78,116*	42,450
Camden	May 1975	Presiding Judge	72,269	4,097	393,546	469,912	83,100
Cape May	May 1977	Presiding Judge Probation Department	28,500	1,584	26,379	56,463*	44,200
Cumberland	January 1978	Presiding Judge Probation Department	36,045	2,003	15,003	53,051*	N/A
Essex	March 1974	Presiding Judge Probation Department			251,925	251,925*	333,253 Local Funds
Gloucester	April 1977	Presiding Judge Probation Department	30,122	1,421	44,065	75,608*	33,333
Hudson	January 1975	Presiding Judge	30,331	1,688	72,238	104,257	92,278
Mercer	July 1974	Presiding Judge Trial Court Administrator			50,600	50,600*	55,793 Local Funds
Middlesex	December 1975	Presiding Judge Probation Department	72,600	2,500	114,135	189,235*	90,125
Monmouth	November 1976	Presiding Judge Probation Department	72,000	4,000	73,904	149,904	89,459
Morris	January 1972	Presiding Judge Probation Department			75,888	75,888	Local Funds
Ocean	March 1976	Presiding Judge Probation Department	59,407	3,300	38,178	100,885*	66,800 Local Funds
Passaic	February 1975	Presiding Judge Trial Court Administrator	50,000	2,778	54,186	106,964*	179,827
Salem	September 1977	Presiding Judge Probation Department	24,193	1,344	10,069	35,606*	N/A
Somerset	Since early 1950's	Presiding Judge Probation Department	26,267	1,459	40,722	68,448*	Local Funds
Union	January 1977	Presiding Judge	78,145	4,185	13,359	95,689*	92,879
Warren	December 1977	Presiding Judge Probation Department	No separate budget allocation for intake				
TOTAL			\$ 691,314	\$ 35,203	\$1,408,899	\$2,135,416	\$1,460,112

Source: Juvenile and Domestic Relations Court Services

During the 1977-78 court term, 19 of the 21 counties in New Jersey had operational intake services. Funding: Federal/State/Local indicates the amount of Federal funds made available by the Law Enforcement Assistance Administration (LEAA) through the State Law Enforcement Planning Agency (SLEPA), per the Crime Control Act of 1968, as amended and Federal funding through the Comprehensive Employment and Training Act (CETA); State funds made available pursuant to the buy-in provision of the Crime Control Act; and Local (County) funds made available pursuant to the cash match provision of the Crime Control Act and supplemental county funds or county assumption of costs after termination of Federal funding.

Funding amounts are pro-rated in counties where Federal funding continued from the 1976-77 court term to the 1977-78 court term or terminated during the 1977-78 court term after being continued for the 1976-77 court term and a portion of the 1977-78 court term.

\* Denotes funding for juvenile intake only.

PROBATION TABLE D-5  
 JUVENILE AND DOMESTIC RELATIONS COURT INTAKE SERVICES  
 JUVENILE DELINQUENCY COMPLAINTS SCREENED BY INTAKE  
 September 1, 1977 - August 31, 1978

COUNTY	COMPLAINTS SCREENED			COMPLAINTS DIVERTED FROM COURT						COMPLAINTS REFERRED TO COURT	
	Total Complaints	Juvenile Delinquency	Percent	Total Juvenile Delinquency	Percent Diverted	Intake Conference		Juvenile Conference Committee		Number	Percent
						Number	Percent	Number	Percent		
Atlantic	3,966	3,417	86%	1,386	41%	851	25%	535	16%	2,031	59%
Bergen	7,636	6,541	86%	1,987	31%	837	13%	1,150	18%	4,554	70%
Burlington	3,570	3,169	89%	1,399	44%	547	17%	852	27%	1,770	56%
Camden	5,146	4,853	94%	2,970	61%	1,454	30%	1,516	31%	1,883	39%
Cape May	1,698	1,448	85%	642	44%	642	44%	0	0	806	56%
Cumberland	2,244	1,949	87%	526	27%	387	20%	139	7%	1,423	73%
Essex	10,841	9,656	89%	4,801	50%	3,137	33%	1,664	17%	4,855	50%
Gloucester	2,913	2,722	93%	1,252	46%	681	25%	571	21%	1,470	54%
Hudson	5,801	4,908	85%	1,665	34%	907	19%	758	15%	3,243	66%
Mercer	4,798	4,285	89%	1,212	28%	895	21%	317	7%	3,073	72%
Middlesex	5,291	4,885	92%	2,530	52%	1,152	24%	1,378	28%	2,355	48%
Monmouth	7,402	6,633	90%	2,762	42%	1,388	21%	1,374	21%	3,871	58%
Morris	3,840	3,265	85%	2,123	65%	1,356	42%	767	23%	1,142	35%
Ocean	3,664	3,065	84%	1,611	53%	1,381	45%	230	8%	1,454	47%
Passaic	6,100	4,961	81%	1,771	36%	891	18%	880	18%	3,190	64%
Salem	976	782	80%	205	26%	56	7%	149	19%	577	74%
Somerset	1,214	1,087	90%	321	30%	321	30%	0	0	766	70%
Union	3,687	3,432	93%	2,080	61%	1,309	38%	771	23%	1,352	39%
Warren	232	220	95%	105	48%	95	43%	10	5%	115	52%
Total	81,019	71,278	88%	31,348	44%	18,287	26%	13,061	18%	39,930	56%

Source: Juvenile and Domestic Relations Court Services: Monthly Intake Reports

PROBATION TABLE D-6  
JUVENILE AND DOMESTIC RELATIONS COURT INTAKE SERVICES  
JUVENILE IN NEED OF SUPERVISION COMPLAINTS SCREENED BY INTAKE  
September 1, 1977 - August 31, 1978

COUNTY	COMPLAINTS SCREENED			COMPLAINTS DIVERTED FROM COURT						COMPLAINTS REFERRED TO COURT	
	Total Complaints	Juvenile In Need Of Supervision	Percent	Total Juvenile In Need Of Supervision	Percent Diverted	Intake Conference		Juvenile Conference Committee		Number	Percent
						Number	Percent	Number	Percent		
Atlantic	3,966	549	14%	254	46%	232	42%	22	4%	295	54%
Bergen	7,636	1,095	14%	230	21%	118	11%	112	10%	865	79%
Burlington	3,570	401	11%	250	62%	241	60%	9	2%	151	38%
Camden	5,146	293	6%	232	79%	158	54%	74	25%	61	21%
Cape May	1,698	250	15%	128	51%	128	51%	0	0	122	47%
Cumberland	2,244	295	13%	79	27%	64	22%	15	5%	216	73%
Essex	10,841	1,185	11%	624	53%	535	45%	89	8%	561	47%
Gloucester	2,917	191	7%	124	65%	84	44%	40	21%	67	35%
Hudson	5,801	897	15%	339	38%	328	37%	11	1%	554	62%
Mercer	4,798	513	11%	205	40%	160	31%	45	9%	308	60%
Middlesex	5,291	406	8%	237	58%	175	43%	62	15%	169	42%
Monmouth	7,402	769	10%	299	39%	299	39%	0	0	470	61%
Morris	3,840	575	15%	431	75%	286	50%	145	25%	144	25%
Ocean	3,664	599	16%	413	69%	404	67%	9	2%	186	31%
Passaic	6,100	1,139	19%	614	54%	600	53%	14	1%	525	46%
Salem	976	194	20%	75	39%	27	14%	48	25%	119	61%
Somerset	1,214	127	10%	44	35%	44	35%	0	0	83	65%
Union	3,687	255	7%	209	82%	202	79%	7	3%	46	18%
Warren	232	12	5%	12	100%	8	67%	4	33%	0	0
TOTAL	81,019	9,741	12%	4,799	49%	4,093	42%	706	7%	4,942	51%

Source: Juvenile and Domestic Relations Court Services: Monthly Intake Reports

## PROBATION TABLE D-7

## JUVENILE AND DOMESTIC RELATIONS COURT INTAKE SERVICES

## DOMESTIC RELATIONS INTAKE

September 1, 1977 - August 31, 1978 \*

COUNTY	Complaints Received	INTERVIEWS HELD				Percentage Diverted **
		Consent Agreement	Dismissals	Continued	Referred to Court	
Camden	2,768	892	470	631	775	72%
Essex	7,225	2,319	711	2,848	1,347	81%
Hudson	2,892	644	690	862	696	76%
Monmouth	60	22	9	7	22	63%
Morris	428	141	120	85	82	81%
TOTAL	13,373	4,018	2,000	4,433	2,922	78%

Source: Juvenile and Domestic Relations Court Services: Monthly Intake Reports.  
 Counties represented are those where both juvenile and domestic relations intake are supervised by one intake coordinator.

\* Statistical information in this table represents complaints that were disposed of during the court year. Some of these complaints were received (filed) during the 1976-77 court year. Note that intake in Monmouth County began in May, 1978.

\*\* Percentage Diverted is derived from the total of Consent Agreement, Dismissals and Continued divided by Complaints Received.

PROBATION TABLE D-8  
NEW JERSEY PRETRIAL INTERVENTION PROGRAMS

Administrative Office of the Courts  
Pretrial Services

County	R. 3:28 Approval	Effective or Operational Date	Approval Ends	Administration	Eligibility Indictable Offenses	Eligibility Non-Ind. Offenses	N.J.S.A. 24:21-27
1. ATLANTIC PTI	1/21/76	3/1/76	Open	TCA & Prosecutor	X	None	None
2. BERGEN PTI	4/1/74	6/74	Open	Probation Dept.	X	X	None
3. BURLINGTON PTI	12/1/76	2/77	Open	TCA & Probation	X	None	Yes
4. CAPE MAY PTI	1/21/76	1/3/77	Open	TCA	X	None	None
5. CAMDEN PTI	12/13/74	1/6/75	Open	Probation	X	None	Yes
CAMDEN TASC	12/13/74	1/6/75	Open	Probation	CDS Only	X	Yes
6. CUMBERLAND PTI	1/21/76	1/3/77	Open	TCA	X	None	None
7. ESSEX PTI	9/10/76	9/10/76	Open	Probation	X	None	None
NEWARK TASC	4/1/74	10/74	Open	Municipal Court	None	CDS Only	Yes
8. GLOUCESTER PTI	1/21/76	2/17/76	Open	Probation	X	None	None
9. HUDSON PTI	11/71	11/71	Open	TCA	X	X	None
JERSEY CITY ARP	6/73	6/73	Open	Municipal Court	None	Alcohol Dependency	None
10. HUNTERDON PTI	1/10/77	2/77	Open	TCA & Vicinage Coordinator	X	None	None
11. MERCER PTI	2/25/75	3/3/75	Open	TCA	X	X	None
12. MIDDLESEX PTI	8/6/75	9/8/75	Open	Probation	X	None	Yes Only Supervision
13. MONMOUTH PTI	7/20/77	9/26/77	Open	TCA & Probation	X	None	None
14. MORRIS PTI	4/24/75	4/28/75	Open	Probation	X	X	Yes
15. OCEAN PTI	12/1/76	2/77	Open	Probation	X	None	None
16. PASSAIC PTI	7/6/76	11/1/76	Open	Probation	X	None	None
17. SALEM PTI	1/21/76	1/3/77	Open	TCA	X	None	None
18. SOMERSET PTI	12/1/76	12/15/76	Open	Probation	X	None	None
19. SUSSEX PTI	1/26/78	5/1/78	Open	Probation	X	None	None
20. UNION PTI	4/7/76	11/8/76	Open	TCA	X	None	None
21. WARREN	No Approved Program						

SOURCE: Pretrial Services

PROBATION TABLE D-9  
PRETRIAL INTERVENTION - APPLICATIONS  
Non-Indictable and Indictable Complaints  
September 1, 1977 - August 31, 1978

COUNTY	APPLICATIONS PENDING AS OF August 31, 1977			APPLICATIONS DURING September 1, 1977 to August 31, 1978			ENROLLMENTS DURING September 1, 1977 to August 31, 1978			REJECTIONS DURING September 1, 1977 to August 31, 1978			APPLICATIONS PENDING AS OF August 31, 1978			OPERATIONAL DATE
	Non- Ind.	Ind.	Total	Non- Ind.	Ind.	Total	Non- Ind.	Ind.	Total	Non- Ind.	Ind.	Total	Non- Ind.	Ind.	Total	
ATLANTIC		55*	55		500	500		101	101		397	397		57	57	March 1976
BERGEN	211	88*	299	1108	610	1718	747	160	907	274	395	669	298	143	441	June 1974
BURLINGTON		72*	72		363	363		81	81		328	328		26	26	February 1977
CAMDEN		164	164		1267	1267		411	411		644	644		376	376	January 1975
CAPE MAY		116	116		229	229		53	53		221	221		71	71	January 1977
CUMBERLAND		119	119		206	206		70	70		159	159		96	96	January 1977
ESSEX		973*	973		3077	3077		941	941		2258	2258		851	851	September 1977
GLOUCESTER		359*	359		384	384		129	129		312	312		302	302	February 1976
HUDSON	237	90*	327	741	540	1281	254	58	312	446	481	927	278	91	369	November 1971
HUNTERDON		160*	160		266	266		119	119		224	224		83	83	February 1977
MERCER	249*	254*	503	841	917	1758	511	219	730	298	652	950	281	300	581	March 1975
MIDDLESEX		346	346		1345	1345		296	296		1234	1234		161	161	September 1975
MONMOUTH					869	869		60	60		719	719		90	90	October 1977
MORRIS	6	136*	142	42	646	688	30	355	385	16	228	244	2	199	201	April 1975
OCEAN		140*	140		680	680		204	204		428	428		188	188	February 1977
PASSAIC		36	36		670	670		155	155		480	480		71	71	November 1976
SALEM		176	176		201	201		69	69		275	275		33	33	January 1977
SOMERSET		241*	241		509	509		209	209		368	368		173	173	December 1976
SUSSEX					93	93		7	7		32	32		54	54	May 1978
UNION		195	195		836	836		182	182		675	675		174	174	November 1976
WARREN	NO APPROVED PROGRAM															
TOTAL	703	3720	4423	2732	14208	16940	1542	3879	5421	1034	10510	11544	859	3539	4398	
TOTAL ONE YEAR AGO	182	808	990	2563	13765	16328	1163	2915	4078	844	8464	9308	703	3720	4423**	

SOURCE: Pretrial Services

\*Data differs from cases reported current applications - August 31, 1977 as reported in 1976 - 77, because of recounts by counties and the discovery of other reporting errors by the counties during the course of the year.

\*\* As reported in the 1976 - 77 Annual Report. Subsequent recounts accounted to +491 pending cases as of 8/31/77.

PROBATION TABLE D-10  
PRETRIAL INTERVENTION - ENROLLMENTS  
Non-Indictable and Indictable Complaints  
September 1, 1977 - August 31, 1978

COUNTY	CURRENT ENROLLMENTS AS OF August 31, 1977			NEW ENROLLMENTS September 1, 1977 to August 31, 1978			DISMISSALS (successfully completing program) September 1, 1977 to August 31, 1978			TERMINATIONS (unsuccessful removal from program) September 1, 1977 to August 31, 1978			CURRENT ENROLLMENTS AS OF August 31, 1978		
	Non- Ind.	Ind.	TOTAL	Non- Ind.	Ind.	TOTAL	Non- Ind.	Ind.	TOTAL	Non- Ind.	Ind.	TOTAL	Non- Ind.	Ind.	TOTAL
ATLANTIC		56	56		101	101		95	95		11	11		51	51
BERGEN	223	88	311	747	160	907	675	166	841	41	16	57	254	66	320
BURLINGTON		33	33		81	81		55	55		5	5		54	54
CAMDEN		182	182		411	411		409	409		31	31		153	153
CAPE MAY		12	12		53	53		23	23		2	2		40	40
CUMBERLAND	3	37	40		70	70	3	85	88		6	6		16	16
ESSEX		435	435		941	941		649	649		100	100		627	627
GLOUCESTER		27	27		129	129		88	88		3	3		65	65
HUDSON	269	122	391	254	58	312	345	98	443	26	11	37	152	71	223
HUNTERDON		52	52		119	119		100	100		4	4		67	67
MERCER	133*	73	206	511	219	730	407	144	551	16	10	26	221	138	359
MIDDLESEX		24	24		296	296		255	255		6	6		59	59
MONMOUTH					60	60		14	14		2	2		44	44
MORRIS	6	243	249	30	355	385	29	376	405		22	22	7	200	207
OCEAN		56*	56		204	204		172	172		7	7		81	81
PASSAIC		121	121		155	155		103	103		13	13		160	160
SALEM		15	15		69	69		38	38					46	46
SOMERSET		147*	147		209	209		251	251		15	15		90	90
SUSSEX					7	7								7	7
UNION		66	66		182	182		186	186		10	10		52	52
WARREN	NO APPROVED PROGRAM														
TOTAL	634	1789	2423	1542	3879	5421	1459	3307	4766	83	274	357	634	2087	2721
TOTAL ONE YEAR AGO	393	539	932	1163	2915	4078	826	1543	2369	85	139	224	634	1789	2423 **

SOURCE: Pretrial Services

\*Data differs from cases reported current enrollments - August 31, 1977 as reported in 1976 - 77, because of recounts by counties and the discovery of other reporting errors by the counties during the course of the year.

\*\* As reported in the 1976 - 77 Annual Report Subsequent recounts accounted to +6 current enrollments as of 8/31/77.



PROBATION TABLE D-11

PRETRIAL INTERVENTION BUDGET APPROPRIATION

Calendar - 1978

County	Operational Date	SLEPA* Funding	County** Funding	CETA Funding	Total
Atlantic	3/76	\$ 63,243.00	\$ 12,492.00	\$ 6,482.00	\$ 82,217.00
Bergen	6/74		123,618.00	13,846.00	137,464.00
Burlington	2/77	48,086.00	11,472.00		59,558.00
Camden	1/75		211,020.00	10,000.00	221,020.00
Cape May	1/77		28,271.00		28,271.00
Cumberland	1/77		44,778.00		44,778.00
Essex	9/76		438,438.00	80,639.00	519,077.00
Gloucester	2/76	20,000.00	73,008.00		93,008.00
Hudson	11/71		220,968.00	19,300.00	240,268.00
Hunterdon	2/77	38,000.00	2,000.00		40,000.00
Mercer	3/75	21,816.00	115,062.00	21,346.00	158,224.00
Middlesex	9/75		205,135.00	47,977.00	253,112.00
Monmouth	9/77	54,400.00	34,915.00	2,500.00	91,815.00
Morris	4/75	25,810.00	60,253.00	34,200.00	120,263.00
Ocean	2/77	42,184.00	26,210.00	20,000.00	88,394.00
Passaic	11/76	85,000.00	96,000.00	8,500.00	189,500.00
Salem	1/77		30,379.00		30,379.00
Somerset	12/76	60,000.00	83,235.00		143,235.00
Sussex	5/78	21,364.00	4,542.00		25,906.00
Union	11/76	68,319.00	65,651.00		133,970.00
Warren	No Approved Program				
Total		\$548,222.00	\$1,887,447.00	\$264,790.00	\$2,700,459.00

SOURCE: Pretrial Services

\* The column headed SLEPA includes the State match of 5% required on grants. Also, grants beginning and ending in different calendar years have been prorated for the appropriated portion budgeted for calendar 1977.

\*\* County portion includes the local 5% match required on Federal grants.

PROBATION TABLE D-12

PRETRIAL INTERVENTION  
Defendants Transferred - Out - of - State

September 1, 1977 - August 31, 1978

	ALABAMA	CALIFORNIA	COLORADO	CONNECTICUT	DELAWARE	WASHINGTON D.C.	FLORIDA	GEORGIA	KANSAS	LOUISIANA	MAINE	MARYLAND	MASSACHUSETTS	MICHIGAN	MINNESOTA	MISSOURI	NORTH CAROLINA	NEW YORK	OHIO	PENNSYLVANIA	SOUTH CAROLINA	TENNESSEE	TEXAS	UTAH	VERMONT	VIRGINIA	TOTAL
ATLANTIC						1														11							12
BERGEN																											
BURLINGTON																											
CAMDEN														1							1						2
CAPE MAY					1										1			1		14			1				18
CUMBERLAND																											
ESSEX			1			1												4		3		1			1		11
GLOUCESTER																											
HUDSON																											
HUNTERDON		2					2												2	1		1	1			6	15
MERCER			1					1																			2
MIDDLESEX	1	2		1	2	1	5	2				1	3				1	6	1	5	4		1	1	1	1	39
MONMOUTH							1																				1
MORRIS						1												1									2
OCEAN		1					1						1					3		4			1		1		12
PASSAIC													2														3
SALEM							4													2							6
SOMERSET		1			1		1		1	1	3	1		1		1	3	2		8	1		1			3	29
SUSSEX																											
UNION		1													1												2
WARREN	NO APPROVED PROGRAM																										
TOTAL	1	7	2	1	4	4	14	3	1	1	3	2	6	2	2	1	4	17	3	48	6	2	5	1	2	12	154

## PROBATION TABLE D-13

## PRETRIAL RELEASE OPTIONS PROVIDED BY COUNTIES\*

COUNTY	RELEASE ON OWN RECOGNIZANCE	CONDITIONAL RELEASE	TEN PERCENT CASH BAIL	CORPORATE SURETY	REAL ESTATE BAIL	OTHER
ATLANTIC	X		X	X	X	
BERGEN	X	X		X	X	
BURLINGTON	X			X	X	
CAMDEN	X	X	X	X	X	
CAPE MAY	X		X	X	X	
CUMBERLAND	X		X	X	X	
ESSEX	X	X		X	X	
GLOUCESTER	X	X	X	X	X	
HUDSON	X	X	X	X	X	X <sup>1</sup>
HUNTERDON	X		X	X	X	
MERCER	X		X	X	X	
MIDDLESEX	X			X	X	
MONMOUTH	X	X		X	X	
MORRIS	X	X		X	X	
OCEAN	X	X		X	X	
PASSAIC	X	X		X	X	
SALEM	X	X	X	X	X	
SOMERSET	X	X	X	X	X	
SUSSEX	X	X		X	X	
UNION		X		X	X	X <sup>2</sup>
WARREN	X		X	X	X	
COUNTY TOTALS	20	13	11	21	21	2

SOURCE: Pretrial Services

\* This chart indicates only that a particular option is utilized by a county and in no way indicates the frequency of use of that option. The number of defendants released under these categories varies greatly from county to county.

1. Release Own Recognizance
2. Release Custody of Chief Probation Officer

PROBATION TABLE - D-14  
TEN PERCENT BAIL PROGRAMS  
R. 3:26-4(a)

COUNTY	10% ADOPTED	NO 10%	DATE ADOPTED
ATLANTIC	X		10-72
BERGEN		X	
BURLINGTON		X	
CAMDEN	X		12-73
CAPE MAY	X		10-73
CUMBERLAND	X		10-73
ESSEX		X	
GLOUCESTER	X		12-73
HUDSON	X		10-73
HUNTERDON	X		11-74
MERCER	X		9-74
MIDDLESEX		X	
MONMOUTH		X	
MORRIS		X	
OCEAN		X	
PASSAIC		X	
SALEM	X		10-73
SOMERSET	X		11-74
SUSSEX		X	
UNION		X	
WARREN	X		1-78

SOURCE: Pretrial Services

PROBATION TABLE - D-15

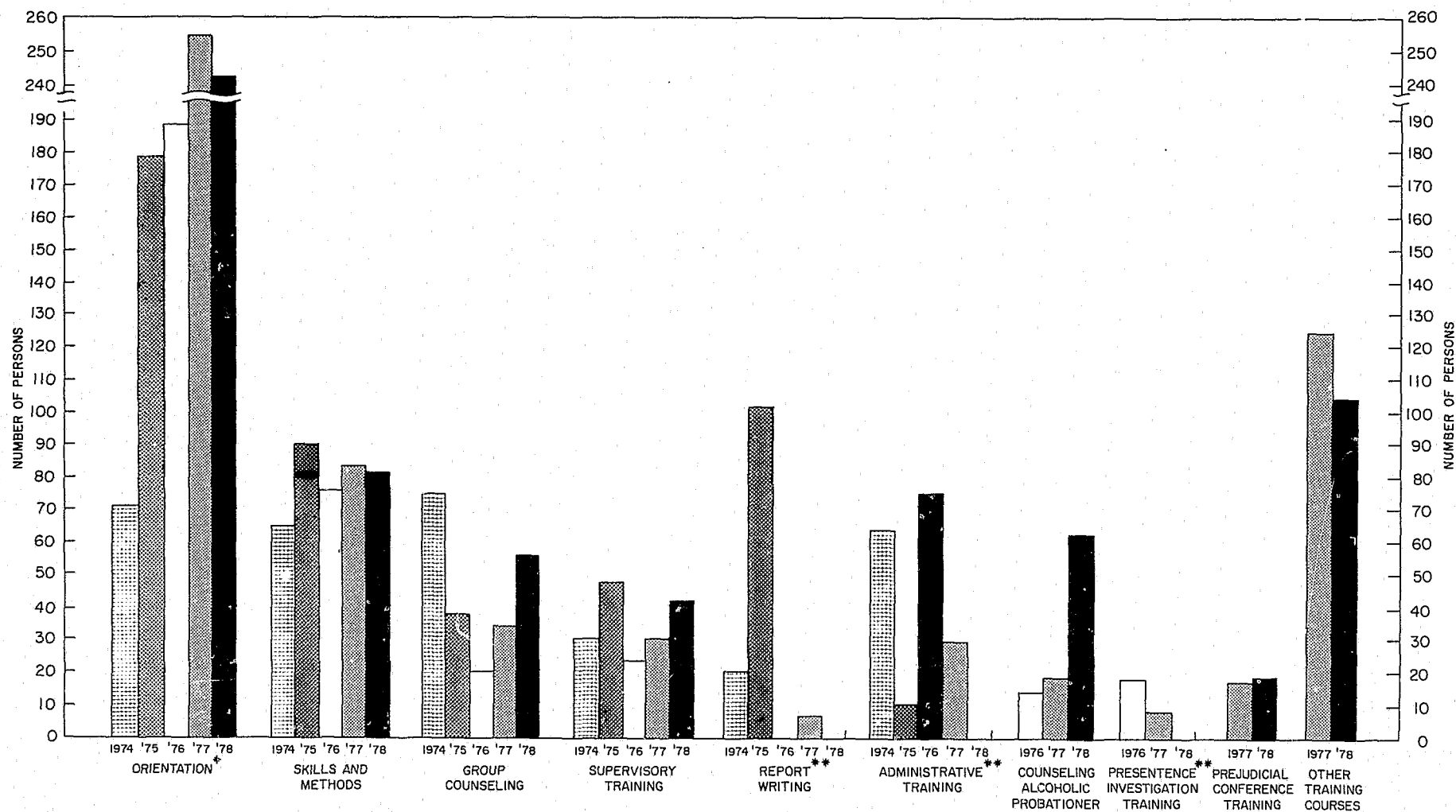
COUNTY BAIL PROGRAMS

COUNTY	ADMINISTRATION	SERVICES PROVIDED * (see key below)
Burlington	probation	1,4
Camden	probation	1,2,3,4
Essex	probation	1,4
Hudson	trial court administrator	1,2,3,4,5
Hunterdon	probation	1
Mercer	trial court administrator	1
Middlesex	probation	1,3,4,5
Monmouth	probation	1,4,5
Ocean	probation	1
Passaic	probation	1,3,4
Somerset	probation	1,4
Union	probation	3,4

- \* 1. involved in administration of release on own recognizance  
 2. involved in administration of ten percent cash bail  
 3. notification of court dates  
 4. regularly reviews cases of defendants incarcerated on bail only  
 5. involved in fugitive apprehension process

SOURCE: Pretrial Services

**PROBATION TABLE E-1**  
**PERSONNEL COMPLETING PROBATION TRAINING PROGRAMS CONDUCTED BY THE ADMINISTRATIVE OFFICE OF THE COURTS**  
**COURT YEARS ENDING AUGUST 31, 1974, 1975, 1976, 1977 AND 1978**



\* ORIENTATION INCLUDES ALL NEW STAFF TRAINED, PROBATION OFFICERS AND INVESTIGATORS, BOTH AT STATE AND COUNTY FACILITIES.

\*\* COURSE NOT OFFERED DURING 1978.

SOURCE: PROBATION TRAINING

PROBATION TABLE E-2  
COUNTY ADMINISTERED PROBATION TRAINING PROGRAMS  
CONDUCTED DURING 1977-78  
COURT YEAR

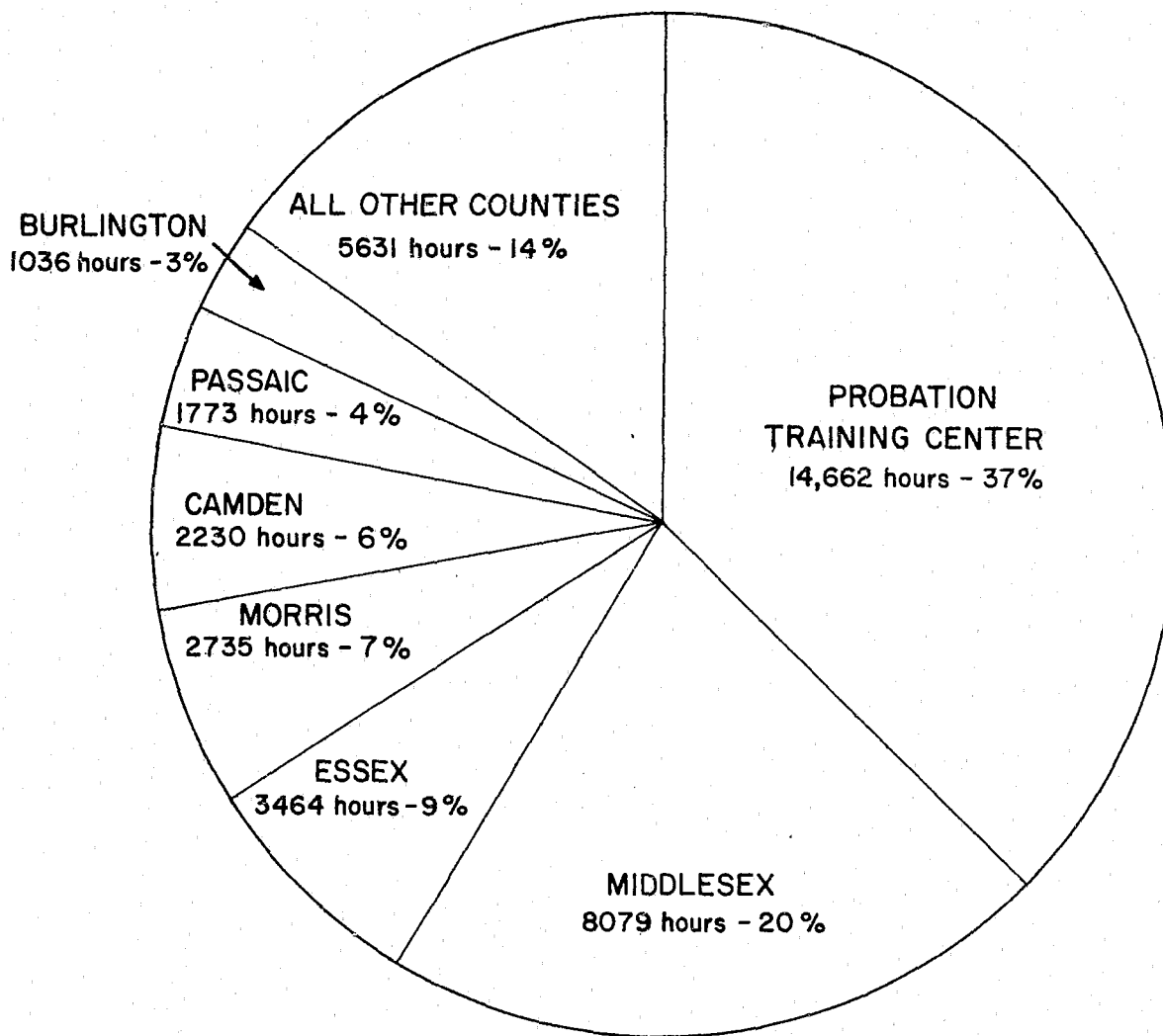
COUNTY	ORIENTATION		COUNSELING		ALCOHOL AND CONTROLLED DANGEROUS SUBSTANCE ABUSE		MANAGEMENT TRAINING		OTHER		TOTAL	
	Number of Persons*	Number of Hours	Number of Persons*	Number of Hours	Number of Persons*	Number of Hours	Number of Persons*	Number of Hours	Number of Persons*	Number of Hours	Number of Persons*	Number of Hours
Atlantic	10	116	0	0	6	30	0	0	41	548.5	57	694.5
Bergen	0	0	16	192	2	70	7	70	68	350.5	93	682.5
Burlington	0	0	10	222	31	106	2	49	79	659	122	1,036
Camden	69	877	58	244	2	4	70	122	277	983	476	2,230
Cape May	0	0	0	0	0	0	0	0	0	0	0	0
Cumberland	0	0	4	48	12	120	0	0	8	104	24	272
Essex	30	2,220	16	104	22	74	48	232	91	834	207	3,464
Gloucester	10	180	12	82	8	28.5	8	110	35	290.5	73	691
Hudson	0	0	6	9	0	0	0	0	0	0	6	9
Hunterdon	4	40	0	0	0	0	0	0	0	0	4	40
Mercer	3	25	0	0	0	0	0	0	42	247	45	272
Middlesex	73	3,801	228	1,291	18	52	69	339	419	2,596	807	8,079
Monmouth	30	138	0	0	17	32.5	0	0	91	345	138	515.5
Morris	13	510	51	138	204	370	17	27	446	1,690	731	2,735
Ocean	0	0	0	0	0	0	4	52	8	183	12	235
Passaic	0	0	176	756.5	40	293	6	18	97	705.5	319	1,773
Salem	0	0	1	180	3	8	0	0	36	65	40	253
Somerset	0	0	0	0	0	0	0	0	0	0	0	0
Sussex	0	0	0	0	0	0	0	0	0	0	0	0
Union	22	199.5	22	232	0	0	8	84	40	274.5	92	790
Warren	0	0	3	91	0	0	0	0	7	85.5	10	176.5
MONTHLY AVERAGE**	22	676	51	299	31	99	20	92	149	830	272	1,996
TOTAL		8,106.5		3,589.5		1,188		1,103		9,961		23,948
TOTAL ONE YEAR AGO		8,892		4,361		1,531		1,448		2,285		18,517
NUMBER CHANGE FROM LAST YEAR		-785.5		-771.5		-343		-345		+7,676		+5,431
PERCENT CHANGE FROM LAST YEAR		-8.8		-17.7		-22.4		-23.8		+335.9		+29.3

\* Statistics on county administered probation training programs are collected on a monthly basis; therefore a staff member participating in more than one program or in a program lasting more than one month would be counted once for each month and each training program. As a result, the number of hours of training is cumulative but the number of persons trained is not.

\*\* In calculating the monthly average number of persons involved in training, fractions (regardless of size) were converted to the next highest number to reflect whole persons. In calculating the monthly average number of hours, fractions were rounded to the nearest whole number.

SOURCE: Probation Administrative Management System

PROBATION TABLE E-4  
STATEWIDE DISTRIBUTION OF  
PROBATION TRAINING HOURS  
SEPTEMBER 1, 1977 - AUGUST 31, 1978



TOTAL PROBATION TRAINING HOURS = 39,610

SOURCE : PROBATION TRAINING



PROBATION TABLE E-3  
 PROBATION TRAINING CONDUCTED  
 BY THE ADMINISTRATIVE OFFICE OF THE COURTS  
 SEPTEMBER, 1977 TO AUGUST, 1978

COUNTY	ORIENTATION		COUNSELING		ALCOHOL AND CONTROLLED DANGEROUS SUBSTANCE ABUSE		MANAGEMENT TRAINING		OTHER		TOTAL	
	Number of Persons*	Number of Hours	Number of Persons*	Number of Hours	Number of Persons*	Number of Hours	Number of Persons*	Number of Hours	Number of Persons*	Number of Hours	Number of Persons*	Number of Hours
Atlantic	2	40	12	149.5	4	104	6	84.5	1	13.5	25	391.5
Bergen	6	112	2	35	10	102.5	7	164.5	3	27	28	441
Burlington	40	997	51	840	2	20.5	4	60	2	33.5	99	1,951
Camden	0	0	22	246.5	11	128.5	14	189	8	85.5	55	649.5
Cape May	5	284	0	0	0	0	0	0	2	40	17	304
Cumberland	22	516	29	443	6	93	8	114	0	0	65	1,166
Essex	0	0	11	217.5	0	0	0	0	5	71.5	16	289
Gloucester	9	186	12	167.5	2	20	0	0	1	20	24	393.5
Hudson	50	1,035	3	31.5	0	0	9	130.5	1	13.5	63	1,210.5
Hunterdon	8	152	0	0	0	0	0	0	0	0	8	152
Mercer	5	116.5	42	623.5	8	138	16	231	3	42.5	74	1,151.5
Middlesex	0	0	37	724	12	121.5	24	342	6	94	79	1,281.5
Monmouth	42	755	13	255	2	20	6	114	9	116.5	72	1,260.5
Morris	0	0	2	62.5	0	0	6	114	2	29	10	205.5
Ocean	15	268	30	324	5	98	0	0	7	100.5	57	790.5
Passaic	32	592	24	395	2	30	15	208.5	3	53.5	76	1,279
Salem	13	276	4	35.5	2	20	0	0	0	0	19	331.5
Somerset	0	0	0	0	0	0	0	0	0	0	0	0
Sussex	6	112	0	0	0	0	0	0	1	20	7	132
Union	3	69.5	49	849.5	0	0	0	0	2	22.5	54	941.5
Warren	3	49	9	94.5	2	20	6	87	0	0	20	250.5
MONTHLY AVERAGE**	23	463	30***	464***	6	76	11	153	5	65	73***	1,222***
TOTAL		5,560		5,564***		916		1,839		783		14,662***

\* Statistics on probation training are recorded on a monthly basis; therefore a staff member participating in more than one program or in a program lasting more than one month would be counted once for each month and each training program. As a result, the number of hours of training is cumulative but the number of persons trained is not.

\*\* In calculating the monthly average number of persons involved in training, fractions (regardless of size) were converted to the next highest number to reflect whole persons. In calculating the monthly average number of hours, fractions were rounded to the nearest whole number.

\*\*\* Includes courtesy training of officers from the Bureau of Parole.

SOURCE: Probation Administrative Management System

PROBATION TABLE P-1  
 WORK VOLUME - CHILD SUPPORT ENFORCEMENT ACTIVITIES (SOCIAL SECURITY ACT: TITLE IV-D)  
 CASES\* NOT RECEIVING AID FOR DEPENDENT CHILDREN  
 SEPTEMBER 1, 1977 - AUGUST 31, 1978

County	Beginning September 1, 1977					Added 1977-78					Terminated/Transferred 1977-78					Remaining August 31, 1978				
	Superior Court	Juvenile and Domestic Relations Court	Municipal Court	URESAA**	Total	Superior Court	Juvenile and Domestic Relations Court	Municipal Court	URESAA**	Total	Superior Court	Juvenile and Domestic Relations Court	Municipal Court	URESAA**	Total	Superior Court	Juvenile and Domestic Relations Court	Municipal Court	URESAA**	Total
Atlantic	1,281	2,131	0	690	4,102	222	449	0	28	699	259	1,284	0	5	1,548	1,244	1,296	0	713	3,253
Bergen	2,126	411	0	755	3,292	472	279	0	252	1,003	589	279	0	221	1,089	2,009	411	0	786	3,206
Burlington	1,757	1,339	0	1,173	4,269	431	551	0	262	1,244	234	261	0	94	589	1,954	1,629	0	1,341	4,524
Camden	2,040	1,736	242	858	4,876	452	778	139	311	1,680	658	860	109	247	1,874	1,834	1,654	272	922	4,682
Cape May	330	314	63	306	1,013	47	51	8	51	157	48	94	9	71	222	329	271	62	286	948
Cumberland	917	1,173	136	521	2,747	224	815	313	134	1,486	318	969	267	254	1,808	823	1,019	182	401	2,425
Essex	1,736	1,425	244	1,120	4,525	479	589	50	356	1,474	268	539	25	254	1,087	1,947	1,475	268	1,222	4,912
Gloucester	614	495	134	288	1,531	234	276	90	125	725	139	221	54	93	507	709	550	170	320	1,749
Hudson	2,242	2,058	0	1,206	5,506	532	510	0	273	1,315	567	709	0	174	1,450	2,207	1,859	0	1,305	5,371
Hunterdon	449	178	2	159	788	100	74	0	28	202	137	120	0	20	277	412	132	2	167	713
Mercer	1,114	851	0	483	2,448	376	360	0	174	910	195	537	0	40	772	1,295	674	0	617	2,586
Middlesex	3,168	1,120	0	819	5,107	644	727	0	267	1,638	730	229	0	177	1,136	3,082	1,618	0	909	5,609
Monmouth	3,822	1,648	0	664	6,134	555	237	0	128	920	593	299	0	88	980	3,784	1,586	0	704	6,074
Morris	1,114	435	0	415	1,964	379	260	0	150	789	266	296	0	133	695	1,227	399	0	432	2,058
Ocean	1,446	337	0	358	2,141	574	322	0	168	1,064	556	317	0	128	1,001	1,464	342	0	398	2,204
Passaic	1,348	725	19	585	2,677	337	388	23	158	906	318	499	18	177	1,012	1,367	614	24	566	2,571
Salem	264	247	59	163	733	91	176	115	52	434	6	164	81	17	268	349	259	93	198	899
Somerset	923	161	0	219	1,303	286	75	5	64	430	238	83	5	43	369	971	153	0	240	1,364
Sussex	545	137	0	153	835	178	129	0	124	431	218	133	0	97	448	505	133	0	180	818
Union	1,586	1,385	0	728	3,699	456	496	0	108	1,060	377	458	0	14	849	1,665	1,423	0	822	3,910
Warren	375	182	0	195	752	143	72	12	56	283	119	110	4	61	294	399	144	8	190	741
TOTAL	29,197	18,488	899	11,858	60,442	7,212	7,614	755	3,269	18,850	6,833	8,461	573	2,408	18,275	29,576	17,641	1,081	12,719	61,017

\* The unit of count is the court order.

\*\* Uniform Reciprocal Enforcement of Support Act.

SOURCE Probation Administrative Management System

PROBATION TABLE F-2  
 WORK VOLUME - CHILD SUPPORT ENFORCEMENT ACTIVITIES (SOCIAL SECURITY ACT: TITLE IV-D)  
 CASES\* RECEIVING AID FOR DEPENDENT CHILDREN  
 SEPTEMBER 1, 1977 - AUGUST 31, 1978

County	Beginning September 1, 1977					Added 1977-78					Terminated/Transferred 1977-78					Remaining August 31, 1978				
	Superior Court	Juvenile and Domestic Relations Court	Municipal Court	URESAs**	Total	Superior Court	Juvenile and Domestic Relations Court	Municipal Court	URESAs**	Total	Superior Court	Juvenile and Domestic Relations Court	Municipal Court	URESAs**	Total	Superior Court	Juvenile and Domestic Relations Court	Municipal Court	URESAs**	Total
Atlantic	163	2,339	0	110	2,612	78	659	0	19	756	71	348	0	3	422	170	2,650	0	126	2,946
Bergen	409	720	0	267	1,396	144	403	0	95	642	165	293	0	65	523	388	830	0	297	1,515
Burlington	567	2,351	0	525	3,443	158	735	0	226	1,119	77	485	0	91	653	648	2,601	0	660	3,909
Camden	448	3,354	1,156	291	5,249	154	1,247	418	301	2,120	141	827	175	147	1,290	461	3,774	1,399	445	6,079
Cape May	62	215	90	129	496	25	88	11	44	168	7	57	9	11	84	80	246	92	162	580
Cumberland	132	1,194	212	116	1,654	77	904	473	193	1,647	50	453	200	58	761	159	1,645	485	251	2,540
Essex	760	7,586	1,611	191	10,148	155	2,494	805	151	3,605	58	1,861	144	44	2,107	857	8,219	2,272	298	11,646
Gloucester	188	951	430	236	1,805	90	308	149	136	683	73	361	122	92	648	205	898	457	280	1,840
Hudson	509	2,488	0	170	3,167	384	969	0	63	1,416	71	375	0	29	475	822	3,082	0	204	4,108
Hunterdon	109	143	0	2	254	61	99	0	18	178	27	63	0	8	98	143	179	0	12	334
Mercer	242	1,691	0	122	2,055	129	930	0	49	1,108	127	331	0	19	477	244	2,290	0	152	2,686
Middlesex	890	1,500	0	194	2,584	205	582	0	68	855	231	643	0	39	913	864	1,439	0	223	2,526
Monmouth	856	1,640	0	81	2,577	257	644	0	44	945	152	329	0	9	490	961	1,955	0	116	3,032
Morris	223	509	0	165	897	109	249	0	69	427	113	293	0	66	472	219	465	0	168	852
Ocean	726	1,046	0	175	1,947	353	496	0	95	944	247	435	0	52	734	832	1,107	0	218	2,157
Passaic	347	1,793	599	315	3,054	87	910	77	134	1,208	99	319	37	85	540	335	2,384	639	364	3,722
Salem	43	215	192	54	504	3	167	188	13	371	7	113	72	2	194	39	269	308	65	681
Somerset	183	241	0	49	473	80	255	83	53	471	51	197	83	25	356	212	299	0	77	588
Sussex	113	185	21	79	398	58	79	5	15	157	76	89	0	29	194	95	175	26	65	361
Union	194	1,973	0	33	2,200	139	896	0	46	1,081	35	197	0	4	236	298	2,672	0	75	3,045
Warren	188	355	0	115	658	93	121	53	58	325	35	161	0	30	226	246	315	53	143	757
TOTAL	7,352	32,489	4,311	3,419	47,571	2,839	13,235	2,262	1,890	20,226	1,913	8,230	842	908	11,893	8,278	37,494	5,731	4,401	55,904

\* The unit of count is the court order.

\*\* Uniform Reciprocal Enforcement of Support Act.

SOURCE: Probation Administrative Management System

PROBATION TABLE F-3

CHILD SUPPORT ENFORCEMENT ACTIVITIES - EXPENDITURES AND REIMBURSEMENTS

July 1, 1977 - June 30, 1978

County	Salary and Fringe Benefit Expenditures	Administrative Expenditures *	Total Expenditures	Amount of Federal Reimbursement **
Atlantic	\$ 239,512.30	\$ 14,819.04	\$ 254,331.34	\$ 155,261.99
Bergen	495,913.85	188,504.58	684,418.43	365,120.57
Burlington	295,691.80	50,740.83	346,432.63	196,054.19
Camden	879,522.08	145,882.87	1,025,404.95	577,513.59
Cape May	198,468.43	30,742.25	229,210.68	134,772.71
Cumberland	256,262.41	46,589.03	302,851.44	185,976.75
Essex	2,070,557.57	193,220.34	2,263,777.91	1,508,178.46
Gloucester	274,540.66	44,386.25	318,926.91	196,831.78
Hudson	438,936.97	15,227.08	454,164.05	266,943.24
Hunterdon	125,123.57	26,652.76	151,776.33	76,482.24
Mercer	485,208.00	63,175.67	548,383.67	359,564.71
Middlesex	610,538.42	56,447.34	666,985.76	395,286.96
Monmouth	305,697.49	17,115.73	322,813.22	162,110.80
Morris	335,523.60	129,899.02	465,422.62	229,367.94
Ocean	268,124.86	63,336.65	331,461.51	179,325.63
Passaic	649,883.14	98,785.55	748,668.69	460,547.52
Salem	106,745.10	14,605.81	121,350.91	74,456.85
Somerset	365,270.98	75,943.17	441,214.15	258,946.89
Sussex	130,990.96	30,416.80	161,407.76	88,424.59
Union	714,811.38	45,874.00	760,685.38	461,406.69
Warren	123,669.68	26,144.00	149,813.68	89,196.12
SUBTOTAL	\$9,370,993.25	\$1,378,508.77	\$10,749,502.02	\$6,421,770.22
ADMIN. OFFICE OF THE COURTS	147,312.12	4,837.96	152,150.08	110,484.08
TOTAL	\$9,518,305.37	\$1,383,346.73	\$10,901,652.10	\$6,532,254.30

\* Reimbursement of all administrative costs (at the 75% level) has been disallowed by the Department of Health, Education and Welfare. An administrative appeal is pending.

\*\* This column reflects 75% reimbursement of the salary and fringe benefit expenditures less disallowances on specific items imposed by the Department of Health, Education and Welfare.

Source: Probation Administrative Management System

REPORT ON THE OPERATION OF N.J.S.A. TITLE 59,  
CLAIMS AGAINST PUBLIC ENTITIES (N.J. TORT CLAIMS  
ACT AND N.J. CONTRACTUAL LIABILITY ACT)

COUNTY DISTRICT COURT INVENTORY OF CASES

SEPTEMBER 1, 1977 TO AUGUST 31, 1978

COUNTY	Complaints Filed	Cases Pending September 1, 1977	Cases Added * this Period	CASES DISPOSED OF							Transferred to Other Jurisdiction	Cases Placed on Inactive List	Total Disposed of	ACTIVE CASES PENDING ON Aug. 31, 1978			Total Active Cases Pending August 31, 1978
				By Trial Commenced		Without Trial (Before Trial Commenced)											
				Partially Tried But Disposed of During Trial	Tried To Completion	Judgment by Default	Settled	Dismissed	Discontinued	Under 6 Months				6 to 12 Months	Over 12 Months		
<u>CUMBERLAND</u>																	
Claims Against the State																	
Tort (Incl. Auto Neg.)	0	0	0	0	0	0	0	0	0	0	0	0	0	0	0	0	0
Contractual Liability	0	0	0	0	0	0	0	0	0	0	0	0	0	0	0	0	0
Claims Against Local Public Entities																	
Tort (Incl. Auto Neg.)	1	2	1	0	0	0	0	2	0	0	0	2	1	0	0		1
<u>FISLER</u>																	
Claims Against the State																	
Tort (Incl. Auto Neg.)	0	0	0	0	0	0	0	0	0	0	0	0	0	0	0	0	0
Contractual Liability	0	0	0	0	0	0	0	0	0	0	0	0	0	0	0	0	0
Claims Against Local Public Entities																	
Tort (Incl. Auto Neg.)	22	15	22	0	3	2	3	15	0	0	0	23	12	1	1		14
<u>GLOUCESTER</u>																	
Claims Against the State																	
Tort (Incl. Auto Neg.)	0	0	0	0	0	0	0	0	0	0	0	0	0	0	0	0	0
Contractual Liability	0	0	0	0	0	0	0	0	0	0	0	0	0	0	0	0	0
Claims Against Local Public Entities																	
Tort (Incl. Auto Neg.)	4	4	4	0	2	1	0	4	0	0	0	7	0	1	0		1
<u>HUDSON</u>																	
Claims Against the State																	
Tort (Incl. Auto Neg.)	0	0	0	0	0	0	0	0	0	0	0	0	0	0	0	0	0
Contractual Liability	0	0	0	0	0	0	0	0	0	0	0	0	0	0	0	0	0
Claims Against Local Public Entities																	
Tort (Incl. Auto Neg.)	8	7	7	0	3	1	2	6	0	0	0	12	0	2	0		2
<u>HUNTERDON</u>																	
Claims Against the State																	
Tort (Incl. Auto Neg.)	0	0	0	0	0	0	0	0	0	0	0	0	0	0	0	0	0
Contractual Liability	0	0	0	0	0	0	0	0	0	0	0	0	0	0	0	0	0
Claims Against Local Public Entities																	
Tort (Incl. Auto Neg.)	0	0	0	0	0	0	0	0	0	0	0	0	0	0	0	0	0

\* Summonses served on complaints.

REPORT ON THE OPERATION OF N.J.S.A. TITLE 59,  
CLAIMS AGAINST PUBLIC ENTITIES (N.J. TORT CLAIMS  
ACT AND N.J. CONTRACTUAL LIABILITY ACT)

COUNTY DISTRICT COURT INVENTORY OF CASES

SEPTEMBER 1, 1977 TO AUGUST 31, 1978

COUNTY	Complaints Filed	Cases Pending September 1, 1977	Cases Added this Period	CASES DISPOSED OF						Transferred to Other Jurisdiction	Cases Placed on Inactive List	Total Disposed of	ACTIVE CASES PENDING ON Aug. 31, 1978			Total Active Cases Pending August 31, 1978	
				By Trial Commenced		Without Trial (Before Trial Commenced)											
				Partially Tried But Disposed of During Trial	Tried To Completion	Judgment by Default	Settled	Dismissed	Discontinued				Under 6 Months	6 to 12 Months	Over 12 Months		
CUMBERLAND																	
Claims Against the State																	
Tort (Incl. Auto Neg.)	0	0	0	0	0	0	0	0	0	0	0	0	0	0	0	0	0
Contractual Liability	0	0	0	0	0	0	0	0	0	0	0	0	0	0	0	0	0
Claims Against Local Public Entities																	
Tort (Incl. Auto Neg.)	1	2	1	0	0	0	0	2	0	0	0	2	1	0	0		1
ESSEX																	
Claims Against the State																	
Tort (Incl. Auto Neg.)	0	0	0	0	0	0	0	0	0	0	0	0	0	0	0	0	0
Contractual Liability	0	0	0	0	0	0	0	0	0	0	0	0	0	0	0	0	0
Claims Against Local Public Entities																	
Tort (Incl. Auto Neg.)	22	15	22	0	3	2	3	15	0	0	0	23	12	1	1		14
GLOUCESTER																	
Claims Against the State																	
Tort (Incl. Auto Neg.)	0	0	0	0	0	0	0	0	0	0	0	0	0	0	0	0	0
Contractual Liability	0	0	0	0	0	0	0	0	0	0	0	0	0	0	0	0	0
Claims Against Local Public Entities																	
Tort (Incl. Auto Neg.)	4	4	4	0	2	1	0	4	0	0	0	7	0	1	0		1
HUDSON																	
Claims Against the State																	
Tort (Incl. Auto Neg.)	0	0	0	0	0	0	0	0	0	0	0	0	0	0	0	0	0
Contractual Liability	0	0	0	0	0	0	0	0	0	0	0	0	0	0	0	0	0
Claims Against Local Public Entities																	
Tort (Incl. Auto Neg.)	8	7	7	0	3	1	2	6	0	0	0	12	0	2	0		2
HUNTERDON																	
Claims Against the State																	
Tort (Incl. Auto Neg.)	0	0	0	0	0	0	0	0	0	0	0	0	0	0	0	0	0
Contractual Liability	0	0	0	0	0	0	0	0	0	0	0	0	0	0	0	0	0
Claims Against Local Public Entities																	
Tort (Incl. Auto Neg.)	0	0	0	0	0	0	0	0	0	0	0	0	0	0	0	0	0

\* Summonses served on complaints.

REPORT ON THE OPERATION OF N.J.S.A. TITLE 59,  
CLAIMS AGAINST PUBLIC ENTITIES (N.J. TORT CLAIMS  
ACT AND N.J. CONTRACTUAL LIABILITY ACT)

SUPERIOR AND COUNTY COURT INVENTORY OF CASES

SEPTEMBER 1, 1977 TO AUGUST 31, 1978

COUNTY	Complaints Filed	* Cases Pending September 1, 1977	Cases Added ** this Period	CASES DISPOSED OF							Transferred to Other Jurisdiction	Cases Placed on Inactive List	Total Disposed of	ACTIVE CASES PENDING ON August 31, 1978			Total Active Cases Pending August 31, 1978
				By Trial Commenced		Without Trial (Before Trial Commenced)								Under 6 Months	6 to 12 Months	Over 12 Months	
				Partially Tried But Disposed of During Trial	Tried To Completion	Judgment by Default	Settled	Dismissed	Discontinued								
<u>ATLANTIC</u>																	
Claims Against the State																	
Tort (Incl. Auto Neg.)	4	1	4	0	0	0	1	0	0	0	1	2	1	2	0	3	
Contractual Liability	4	5	4	0	0	1	2	0	0	0	2	5	2	2	0	4	
Claims Against Local Public Entities																	
Tort (Incl. Auto Neg.)	44	36	44	0	0	10	3	0	0	0	7	20	14	14	32	60	
<u>BERGEN</u>																	
Claims Against the State																	
Tort (Incl. Auto Neg.)	4	20	2	0	1	0	3	0	0	1	0	5	0	1	16	17	
Contractual Liability	0	2	0	0	0	0	1	0	0	0	0	1	0	0	1	1	
Claims Against Local Public Entities																	
Tort (Incl. Auto Neg.)	27	13	21	0	1	0	13	0	0	0	0	14	10	8	2	20	
<u>BURLINGTON</u>																	
Claims Against the State																	
Tort (Incl. Auto Neg.)	3	3	3	1	0	0	1	1	0	0	0	3	1	2	0	3	
Contractual Liability	1	0	1	0	0	0	0	0	0	0	0	0	1	0	0	1	
Claims Against Local Public Entities																	
Tort (Incl. Auto Neg.)	27	35	21	1	0	0	9	9	0	1	0	20	9	8	19	36	
<u>CAMDEN</u>																	
Claims Against the State																	
Tort (Incl. Auto Neg.)	4	16	0	0	0	0	0	2	0	0	1	3	0	0	13	13	
Contractual Liability	3	2	0	0	0	0	0	0	0	0	0	0	0	0	2	2	
Claims Against Local Public Entities																	
Tort (Incl. Auto Neg.)	65	40	19	1	0	0	12	3	0	0	0	16	1	4	38	43	
<u>CAPE MAY</u>																	
Claims Against the State																	
Tort (Incl. Auto Neg.)	0	0	0	0	0	0	0	0	0	0	0	0	0	0	0	0	
Contractual Liability	0	0	0	0	0	0	0	0	0	0	0	0	0	0	0	0	
Claims Against Local Public Entities																	
Tort (Incl. Auto Neg.)	5	4	3	1	1	0	0	0	0	0	0	2	1	2	2	5	

\*Data differs from cases pending August 31, 1977 as reported in 1976-77 Annual Report, because of recounts by the counties resulting from their periodic physical inventories and the discovery of other reporting errors by the counties during the course of the year:

\*\*A case is added to the calendar when the first answer is filed, R.#:36-2.

REPORT ON THE OPERATION OF N.J.S.A. TITLE 59,  
CLAIMS AGAINST PUBLIC ENTITIES (N.J. TORT CLAIMS  
ACT AND N.J. CONTRACTUAL LIABILITY ACT)

SUPERIOR AND COUNTY COURT INVENTORY OF CASES

SEPTEMBER 1, 1977 TO AUGUST 31, 1978

COUNTY	Complaints Filed	* Cases Pending September 1, 1977	Cases Added ** this Period	CASES DISPOSED OF							Transferred to Other Jurisdiction	Cases Placed on Inactive List	Total Disposed of	ACTIVE CASES PENDING ON			Total Active Cases Pending August 31, 1978
				By Trial Commenced		Without Trial (Before Trial Commenced)								Under 6 Months	6 to 12 Months	Over 12 Months	
				Partially Tried But Disposed of During Trial	Tried To Completion	Judgment by Default	Settled	Dismissed	Discontinued								
<u>CUMBERLAND</u>																	
Claims Against the State																	
Tort (Incl. Auto Neg.)	1	1	1	0	0	0	0	0	0	0	0	0	1	0	1	2	
Contractual Liability	5	0	5	0	0	0	1	1	0	0	0	2	1	1	1	3	
Claims Against Local Public Entities																	
Tort (Incl. Auto Neg.)	31	* 22	31	1	1	0	1	14	0	0	0	17	16	11	9	36	
<u>ESSEX</u>																	
Claims Against the State																	
Tort (Incl. Auto Neg.)	19	10	18	0	0	0	1	3	0	0	0	4	8	7	9	24	
Contractual Liability	5	3	9	0	0	0	0	3	0	0	0	3	5	2	2	9	
Claims Against Local Public Entities																	
Tort (Incl. Auto Neg.)	209	307	130	0	3	0	9	37	0	1	1	51	142	98	146	386	
<u>GLOUCESTER</u>																	
Claims Against the State																	
Tort (Incl. Auto Neg.)	3	2	2	0	0	0	0	0	0	0	0	0	1	1	2	4	
Contractual Liability	0	1	2	0	0	0	0	0	0	0	0	0	0	1	2	3	
Claims Against Local Public Entities																	
Tort (Incl. Auto Neg.)	11	21	7	0	1	0	0	1	1	0	0	3	4	2	19	25	
<u>HUDSON</u>																	
Claims Against the State																	
Tort (Incl. Auto Neg.)	21	12	16	0	0	0	7	2	0	2	0	11	3	3	11	17	
Contractual Liability	7	8	4	0	1	0	4	1	0	1	0	7	1	1	3	5	
Claims Against Local Public Entities																	
Tort (Incl. Auto Neg.)	186	220	157	14	10	0	89	14	1	4	0	132	39	67	139	245	
<u>HUNTERDON</u>																	
Claims Against the State																	
Tort (Incl. Auto Neg.)	1	1	1	0	0	0	0	1	0	0	0	1	1	0	0	1	
Contractual Liability	2	1	1	0	1	0	0	0	0	0	0	1	0	0	1	1	
Claims Against Local Public Entities																	
Tort (Incl. Auto Neg.)	19	23	19	1	2	1	6	9	1	0	1	21	3	2	16	21	

\* Data differs from cases pending August 31, 1977 as reported in 1976-77 Annual Report, because of recounts by the counties resulting from their periodic physical inventories and the discovery of other reporting errors by the counties during the course of the year.

\*\* A case is added to the calendar when the first answer is filed, R.4:36-2.



REPORT ON THE OPERATION OF N.J.S.A. TITLE 59,  
CLAIMS AGAINST PUBLIC ENTITIES (N.J. TORT CLAIMS  
ACT AND N.J. CONTRACTUAL LIABILITY ACT)

SUPERIOR AND COUNTY COURT INVENTORY OF CASES

SEPTEMBER 1, 1977 TO AUGUST 31, 1978

COUNTY	Complaints Filed	* Cases Pending September 1, 1977	Cases Added ** this Period	CASES DISPOSED OF							Transferred to Other Jurisdiction	Cases Placed on Inactive List	Total Disposed of	ACTIVE CASES PENDING ON			Total Active Cases Pending August 31, 1978
				By Trial Commenced		Without Trial (Before Trial Commenced)								Under 6 Months	6 to 12 Months	Over 12 Months	
				Partially Tried But Disposed of During Trial	Tried To Completion	Judgment by Default	Settled	Dismissed	Discontinued								
<u>MERCER</u>																	
Claims Against the State																	
Tort (Incl. Auto Neg.)	3	2	3	0	0	0	0	1	0	0	0	1	0	2	2	4	
Contractual Liability	2	3	2	0	0	0	0	3	0	0	0	3	0	2	0	2	
Claims Against Local Public Entities																	
Tort (Incl. Auto Neg.)	21	8	21	0	1	0	0	6	0	0	0	7	5	12	5	22	
<u>MIDDLESEX</u>																	
Claims Against the State																	
Tort (Incl. Auto Neg.)	29	9	7	0	0	0	0	3	0	1	0	4	3	2	7	12	
Contractual Liability	2	1	2	0	0	0	0	2	0	0	0	2	1	0	0	1	
Claims Against Local Public Entities																	
Tort (Incl. Auto Neg.)	175	170	126	0	0	6	7	85	2	2	0	102	46	70	78	194	
<u>MONMOUTH</u>																	
Claims Against the State																	
Tort (Incl. Auto Neg.)	11	* 5	7	0	0	0	1	2	0	1	0	4	2	5	1	8	
Contractual Liability	2	* 3	2	0	0	0	1	1	0	0	0	2	2	0	1	3	
Claims Against Local Public Entities																	
Tort (Incl. Auto Neg.)	172	*165	86	1	2	0	29	38	0	1	3	74	39	37	101	177	
<u>MORRIS</u>																	
Claims Against the State																	
Tort (Incl. Auto Neg.)	2	2	3	0	1	0	1	1	0	0	0	3	2	0	0	2	
Contractual Liability	4	0	1	0	0	1	0	0	0	0	0	1	0	0	0	0	
Claims Against Local Public Entities																	
Tort (Incl. Auto Neg.)	163	*40	122	3	10	1	28	23	1	0	0	66	36	49	11	96	
<u>OCEAN</u>																	
Claims Against the State																	
Tort (Incl. Auto Neg.)	3	1	2	0	0	0	0	2	0	0	0	2	0	0	1	1	
Contractual Liability	2	0	3	0	0	0	0	1	0	0	0	1	0	1	1	2	
Claims Against Local Public Entities																	
Tort (Incl. Auto Neg.)	45	72	36	0	1	1	11	34	0	1	0	48	20	8	32	60	

\* Data differs from cases pending August 31, 1977 as reported in 1976-77 Annual Report, because of recounts by the counties resulting from their periodic physical inventories and the discovery of other reporting errors by the counties during the course of the year.

\*\* A case is added to the calendar when the first answer is filed, R.4:36-2.

REPORT ON THE OPERATION OF N.J.S.A. TITLE 59,  
CLAIMS AGAINST PUBLIC ENTITIES (N.J. TORT CLAIMS  
ACT AND N.J. CONTRACTUAL LIABILITY ACT)

SUPERIOR AND COUNTY COURT INVENTORY OF CASES

SEPTEMBER 1, 1977 TO AUGUST 31, 1978

COUNTY	Complaints Filed	* Cases Pending September 1, 1977	Cases Added ** this Period	CASES DISPOSED OF						Transferred to Other Jurisdiction	Cases Placed on Inactive List	Total Disposed of	ACTIVE CASES PENDING ON August 31, 1978			Total Active Cases Pending August 31, 1978
				By Trial Commenced		Without Trial (Before Trial Commenced)							Under 6 Months	6 to 12 Months	Over 12 Months	
				Partially Tried But Disposed of During Trial	Tried To Completion	Judgment by Default	Settled	Dismissed	Discontinued							
<u>PASSAIC</u>																
Claims Against the State																
Tort (Incl. Auto Neg.)	10	9	5	0	4	0	0	1	0	2	1	8	3	2	1	6
Contractual Liability	0	1	0	0	0	0	0	0	0	1	0	1	0	0	0	0
Claims Against Local Public Entities																
Tort (Incl. Auto Neg.)	92	54	76	2	13	0	8	17	6	4	0	50	33	24	23	80
<u>SALEM</u>																
Claims Against the State																
Tort (Incl. Auto Neg.)	1	0	1	1	0	0	0	0	0	0	0	1	0	0	0	0
Contractual Liability	1	0	1	0	0	0	0	0	0	0	0	0	0	1	0	1
Claims Against Local Public Entities																
Tort (Incl. Auto Neg.)	1	1	0	0	0	0	0	0	0	0	0	0	0	1	0	1
<u>SOMERSET</u>																
Claims Against the State																
Tort (Incl. Auto Neg.)	1	* 1	1	0	0	0	0	1	0	0	0	1	1	0	0	1
Contractual Liability	0	* 1	0	0	0	0	0	1	0	0	0	1	0	0	0	0
Claims Against Local Public Entities																
Tort (Incl. Auto Neg.)	28	38	28	0	1	0	6	12	3	0	4	26	6	15	19	40
<u>SUSSEX</u>																
Claims Against the State																
Tort (Incl. Auto Neg.)	1	1	1	0	0	0	0	0	0	0	0	0	1	0	1	2
Contractual Liability	0	2	0	0	1	0	1	0	0	0	0	2	0	0	0	0
Claims Against Local Public Entities																
Tort (Incl. Auto Neg.)	31	17	27	0	3	0	5	13	0	0	0	21	7	9	7	23
<u>UNION</u>																
Claims Against the State																
Tort (Incl. Auto Neg.)	10	18	6	0	3	0	0	15	0	1	0	19	2	1	2	5
Contractual Liability	24	0	13	0	0	0	0	0	1	1	0	2	5	4	2	11
Claims Against Local Public Entities																
Tort (Incl. Auto Neg.)	94	110	80	0	9	0	5	49	9	0	0	12	31	38	55	118

\* Data differs from cases pending August 31, 1977 as reported in 1976-77 Annual Report, because of recounts by the counties resulting from their periodic physical inventories and the discovery of other reporting errors by the counties during the course of the year.

\*\* A case is added to the calendar when the first answer is filed, R.4:36-2.

REPORT ON THE OPERATION OF N.J.S.A. TITLE 59,  
CLAIMS AGAINST PUBLIC ENTITIES (N.J. TORT CLAIMS  
ACT AND N.J. CONTRACTUAL LIABILITY ACT)

SUPERIOR AND COUNTY COURT INVENTORY OF CASES

SEPTEMBER 1, 1977 TO AUGUST 31, 1978

COUNTY	Complaints Filed	* Cases Pending September 1, 1977	Cases Added ** this Period	CASES DISPOSED OF							Transferred to Other Jurisdiction	Cases Placed on Inactive List	Total Disposed of	ACTIVE CASES PENDING ON August 31, 1978			Total Active Cases Pending August 31, 1978	
				By Trial Commenced		Without Trial (Before Trial Commenced)												
				Partially Tried But Disposed of During Trial	Tried To Completion	Judgment by Default	Settled	Dismissed	Discontinued	Under 6 Months				6 to 12 Months	Over 12 Months			
<u>WARREN</u>																		
Claims Against the State																		
Tort (Incl. Auto Neg.)	2	0	2	0	0	0	0	0	0	0	0	0	0	0	1	1	2	
Contractual Liability	0	0	0	0	0	0	0	0	0	0	0	0	0	0	0	0	0	
Claims Against Local Public Entities																		
Tort (Incl. Auto Neg.)	7	*	6	1	0	0	0	3	0	0	0	4	5	0	3	8		
<u>TOTALS, STATE &amp; LOCAL</u>																		
Claims Against the State																		
Tort (Incl. Auto Neg.)	133	114	85	2	9	0	15	35	0	8	3	72	30	29	68	127		
Contractual Liability	64	33	50	0	3	2	10	13	1	3	2	34	18	15	16	49		
Claims Against Local Public Entities																		
Tort (Incl. Auto Neg.)	1,453	1,402	1,060	26	59	19	241	367	24	14	16	766	467	473	756	1,696		
TOTALS	1,650	1,549	1,195	28	71	21	266	415	25	25	21	872	515	517	840	1,872		

\* Data differs from cases pending August 31, 1977 as reported in 1976-77 Annual Report, because of recounts by the counties resulting from their periodic physical inventories and the discovery of other reporting errors by the counties during the course of the year.

\*\* A case is added to the calendar when the first answer is filed, p.4:36-2.

6-9

COUNTY	Up to \$500. inc.		\$500.01 to \$1000.		\$1000.01 to \$2000.		\$2000.01 to \$3000.		\$3000.01 to \$4000.		\$4000.01 to \$5000.		\$5000.01 to \$10,000.		\$10,000.01 to \$20,000.		\$20,000.01 to \$50,000.		Over \$50,000.		TOTALS	
	Tort Inc. Auto	Contr. Liab.	Tort Inc. Auto	Contr. Liab.	Tort Inc. Auto	Contr. Liab.	Tort Inc. Auto	Contr. Liab.	Tort Inc. Auto	Contr. Liab.	Tort Inc. Auto	Contr. Liab.	Tort Inc. Auto	Contr. Liab.	Tort Inc. Auto	Contr. Liab.	Tort Inc. Auto	Contr. Liab.	Tort Inc. Auto	Contr. Liab.	Tort Inc. Auto	Contr. Liab.
<u>ATLANTIC</u>																						
State	0	0	0	0	0	0	0	0	0	0	0	0	0	0	0	0	0	0	0	0	0	0
Local	0	0	0	0	0	0	0	0	0	0	0	0	0	0	0	0	0	0	0	0	0	0
<u>BERGEN</u>																						
State	0	0	0	0	0	0	0	0	0	0	0	0	0	0	0	0	0	0	1	0	1	0
Local	0	0	0	0	0	0	0	0	0	0	0	0	0	0	0	0	0	0	0	0	0	0
<u>BURLINGTON</u>																						
State	0	0	0	0	0	0	0	0	0	0	0	0	0	0	0	0	0	0	0	0	0	0
Local	0	0	0	0	0	0	0	0	0	0	1	0	1	0	0	0	0	0	0	0	2	0
<u>CAMDEN</u>																						
State	0	0	0	0	0	0	0	0	0	0	0	0	0	0	0	0	0	0	0	0	0	0
Local	0	0	0	0	0	0	0	0	0	0	0	0	0	0	0	0	0	0	0	0	0	0
<u>CAPE MAY</u>																						
State	0	0	0	0	0	0	0	0	0	0	0	0	0	0	0	0	0	0	0	0	0	0
Local	0	0	0	0	0	0	0	0	0	0	0	0	0	0	0	0	0	0	0	0	0	0
<u>CUMBERLAND</u>																						
State	0	0	0	0	0	0	0	0	0	0	0	0	0	0	0	0	0	0	0	0	0	0
Local	0	0	0	0	0	0	0	0	0	0	0	0	0	0	0	0	0	0	0	0	0	0
<u>ESSEX</u>																						
State	0	0	0	0	0	0	0	0	0	0	0	0	0	0	0	0	0	0	0	0	0	0
Local	0	0	0	0	0	0	0	0	1	0	0	0	0	0	0	0	0	0	1	0	2	0
<u>GLOUCESTER</u>																						
State	0	0	0	0	0	0	0	0	0	0	0	0	0	0	0	0	0	0	0	0	0	0
Local	0	0	0	0	0	0	0	0	0	0	0	0	0	0	0	0	0	0	0	0	0	0
<u>HUDSON</u>																						
State	0	0	0	1	0	0	0	0	0	0	0	0	0	0	0	0	0	0	0	0	0	1
Local	0	0	0	0	0	0	7	0	2	0	2	0	6	0	1	0	4	0	0	0	22	0
<u>HUNTERDON</u>																						
State	0	0	0	0	0	0	0	0	0	0	0	0	0	0	0	0	0	0	0	0	0	0
Local	1	0	0	0	0	0	0	0	0	0	0	0	1	0	0	0	0	0	0	0	2	0
<u>MERCER</u>																						
State	0	0	0	0	0	0	0	0	0	0	0	0	0	0	0	0	0	0	0	0	0	0
Local	0	0	0	0	0	0	1	0	0	0	0	0	0	0	0	0	0	0	0	0	1	0

REPORT ON THE OPERATION OF N.J.S.A. TITLE 59  
CLAIMS AGAINST PUBLIC ENTITIES (N.J. TORT CLAIMS  
ACT AND N.J. CONTRACTURAL LIABILITY ACT)  
Superior and County Courts Money Judgments  
September 1, 1977 to August 31, 1978

COUNTY	Up to \$500. inc.		\$500.01 to \$1000.		\$1000.01 to \$2000.		\$2000.01 to \$3000.		\$3000.01 to \$4000.		\$4000.01 to \$5000.		\$5000.01 to \$10,000.		\$10,000.01 to \$20,000.		\$20,000.01 to \$50,000.		Over \$50,000.		TOTALS	
	Tort Inc. Auto	Contr. Liab.	Tort Inc. Auto	Contr. Liab.	Tort Inc. Auto	Contr. Liab.	Tort Inc. Auto	Contr. Liab.	Tort Inc. Auto	Contr. Liab.	Tort Inc. Auto	Contr. Liab.	Tort Inc. Auto	Contr. Liab.	Tort Inc. Auto	Contr. Liab.	Tort Inc. Auto	Contr. Liab.	Tort Inc. Auto	Contr. Liab.	Tort Inc. Auto	Contr. Liab.
<u>MIDDLESEX</u>																						
State	0	0	0	0	0	0	0	0	0	0	0	0	0	0	0	0	0	0	0	0	0	0
Local	0	0	0	0	1	0	1	0	1	0	0	0	1	0	1	0	0	0	0	0	5	0
<u>MONMOUTH</u>																						
State	0	0	0	0	0	0	0	0	0	0	0	0	0	0	0	0	0	0	0	0	0	0
Local	0	0	0	0	1	0	1	0	0	0	0	0	1	0	0	0	0	0	0	0	3	0
<u>MORRIS</u>																						
State	0	0	0	0	0	0	0	0	0	0	0	0	0	0	0	0	0	0	0	0	0	0
Local	0	0	0	0	0	0	0	0	2	0	0	0	0	0	0	0	0	0	1	0	3	0
<u>OCEAN</u>																						
State	0	0	0	0	0	0	0	0	0	0	0	0	0	0	0	0	0	0	0	0	0	0
Local	0	0	0	0	0	0	0	0	0	0	0	0	0	0	0	0	0	0	0	0	0	0
<u>PASSAIC</u>																						
State	0	0	0	0	0	0	0	0	0	0	0	0	0	0	0	0	0	0	1	0	1	0
Local	0	0	0	0	2	0	0	0	1	0	1	0	3	0	4	0	3	0	1	0	15	0
<u>SALEM</u>																						
State	0	0	0	0	0	0	0	0	0	0	0	0	0	0	0	0	0	0	0	0	0	0
Local	0	0	0	0	0	0	0	0	0	0	0	0	0	0	0	0	0	0	0	0	0	0
<u>SOMERSET</u>																						
State	0	0	0	0	0	0	0	0	0	0	0	0	0	0	0	0	0	0	0	0	0	0
Local	0	0	0	0	0	0	0	0	0	0	0	0	0	0	0	0	0	0	0	0	0	0
<u>SUSSEX</u>																						
State	0	0	0	0	0	0	0	0	0	0	0	0	0	0	0	0	0	0	0	0	0	0
Local	0	0	0	0	0	0	0	0	0	0	0	0	0	0	0	0	0	0	0	0	0	0
<u>UNION</u>																						
State	0	0	0	0	0	0	0	0	0	0	0	0	1	0	1	0	0	0	0	0	2	0
Local	0	0	0	0	3	0	2	0	0	0	1	0	0	0	0	0	1	0	0	0	7	0
<u>WARREN</u>																						
State	0	0	0	0	0	0	0	0	0	0	0	0	0	0	0	0	0	0	0	0	0	0
Local	0	0	0	0	0	0	0	0	0	0	0	0	0	0	0	0	0	0	0	0	0	0
<u>TOTAL</u>																						
State	0	0	0	1	0	0	0	0	0	0	0	0	1	0	1	0	0	0	2	0	4	1
Local	1	0	0	0	7	0	12	0	7	0	5	0	13	0	6	0	8	0	3	0	62	0
<u>TOTAL ALL CASES</u>																						
	1	0	0	1	7	0	12	0	7	0	5	0	14	0	7	0	8	0	5	0	66	1

REPORT ON THE OPERATION OF N.J.S.A. TITLE 59,  
CLAIMS AGAINST PUBLIC ENTITIES (N.J. TORT CLAIMS  
ACT AND N.J. CONTRACTUAL LIABILITY ACT)

COUNTY DISTRICT COURT INVENTORY OF CASES

SEPTEMBER 1, 1977 TO AUGUST 31, 1978

COUNTY	Complaints Filed	Cases Pending September 1, 1977	Cases Added * this period	CASES DISPOSED OF							Transferred to Other Jurisdiction	Cases Placed on Inactive List	Total Disposed of	ACTIVE CASES PENDING ON Aug. 31, 1978			Total Active Cases Pending August 31, 1978
				By Trial Commenced		Without Trial (Before Trial Commenced)								Under 6 Months	6 to 12 Months	Over 12 Months	
				Partially Tried But Disposed of During Trial	Tried To Completion	Judgment by Default	Settled	Dismissed	Discontinued								
<u>ATLANTIC</u>																	
Claims Against the State																	
Tort (Incl. Auto Neg.)	1	0	1	0	0	0	0	1	0	0	0	1	0	0	0		0
Contractual Liability	1	0	1	0	0	0	0	0	0	0	0	0	1	0	0		1
Claims Against Local Public Entities																	
Tort (Incl. Auto Neg.)	4	5	4	0	0	0	0	8	0	0	0	8	1	0	0		1
<u>BERGEN</u>																	
Claims Against the State																	
Tort (Incl. Auto Neg.)	0	0	0	0	0	0	0	0	0	0	0	0	0	0	0		0
Contractual Liability	0	0	0	0	0	0	0	0	0	0	0	0	0	0	0		0
Claims Against Local Public Entities																	
Tort (Incl. Auto Neg.)	29	3	29	0	6	3	4	6	0	0	0	19	10	3	0		13
<u>BURLINGTON</u>																	
Claims Against the State																	
Tort (Incl. Auto Neg.)	0	0	0	0	0	0	0	0	0	0	0	0	0	0	0		0
Contractual Liability	0	0	0	0	0	0	0	0	0	0	0	0	0	0	0		0
Claims Against Local Public Entities																	
Tort (Incl. Auto Neg.)	1	0	1	0	0	1	0	0	0	0	0	1	0	0	0		0
<u>CAMDEN</u>																	
Claims Against the State																	
Tort (Incl. Auto Neg.)	0	0	0	0	0	0	0	0	0	0	0	0	0	0	0		0
Contractual Liability	0	0	0	0	0	0	0	0	0	0	0	0	0	0	0		0
Claims Against Local Public Entities																	
Tort (Incl. Auto Neg.)	0	9	2	1	0	0	1	2	0	0	0	4	2	2	3		7
<u>CAPE MAY</u>																	
Claims Against the State																	
Tort (Incl. Auto Neg.)	0	0	0	0	0	0	0	0	0	0	0	0	0	0	0		0
Contractual Liability	1	0	0	0	0	0	0	0	0	0	0	0	0	0	0		0
Claims Against Local Public Entities																	
Tort (Incl. Auto Neg.)	1	1	1	0	0	0	1	1	0	0	0	2	0	0	0		0

\* Summonses served on complaints.

REPORT ON THE OPERATION OF N.J.S.A. TITLE 59,  
CLAIMS AGAINST PUBLIC ENTITIES (N.J. TORT CLAIMS  
ACT AND N.J. CONTRACTUAL LIABILITY ACT)

COUNTY DISTRICT COURT INVENTORY OF CASES

SEPTEMBER 1, 1977 TO AUGUST 31, 1978

COUNTY	Complaints Filed	Cases Pending September 1, 1977	Cases Added * this Period	CASES DISPOSED OF							Transferred to Other Jurisdiction	Cases Placed on Inactive List	Total Disposed of	ACTIVE CASES PENDING ON Aug. 31, 1978			Total Active Cases Pending August 31, 1978
				By Trial Commenced		Without Trial (Before Trial Commenced)								Under 6 Months	6 to 12 Months	Over 12 Months	
				Partially Tried But Disposed of During Trial	Tried To Completion	Judgment by Default	Settled	Dismissed	Discontinued								
<u>PASSAIC</u>																	
Claims Against the State																	
Tort (Incl. Auto Neg.)	0	0	0	0	0	0	0	0	0	0	0	0	0	0	0	0	0
Contractual Liability	0	0	0	0	0	0	0	0	0	0	0	0	0	0	0	0	0
Claims Against Local Public Entities																	
Tort (Incl. Auto Neg.)	9	3	9	0	1	0	2	4	0	0	0	7	5	0	0		5
<u>SALEM</u>																	
Claims Against the State																	
Tort (Incl. Auto Neg.)	0	0	0	0	0	0	0	0	0	0	0	0	0	0	0	0	0
Contractual Liability	0	0	0	0	0	0	0	0	0	0	0	0	0	0	0	0	0
Claims Against Local Public Entities																	
Tort (Incl. Auto Neg.)	0	0	0	0	0	0	0	0	0	0	0	0	0	0	0	0	0
<u>SOMERSET</u>																	
Claims Against the State																	
Tort (Incl. Auto Neg.)	0	0	0	0	0	0	0	0	0	0	0	0	0	0	0	0	0
Contractual Liability	0	1	0	0	0	0	1	0	0	0	0	1	0	0	0	0	0
Claims Against Local Public Entities																	
Tort (Incl. Auto Neg.)	2	1	2	0	0	0	1	2	0	0	0	3	0	0	0		0
<u>SUSSEX</u>																	
Claims Against the State																	
Tort (Incl. Auto Neg.)	0	0	0	0	0	0	0	0	0	0	0	0	0	0	0	0	0
Contractual Liability	0	0	0	0	0	0	0	0	0	0	0	0	0	0	0	0	0
Claims Against Local Public Entities																	
Tort (Incl. Auto Neg.)	0	0	0	0	0	0	0	0	0	0	0	0	0	0	0	0	0
<u>UNION</u>																	
Claims Against the State																	
Tort (Incl. Auto Neg.)	0	0	0	0	0	0	0	0	0	0	0	0	0	0	0	0	0
Contractual Liability	0	0	0	0	0	0	0	0	0	0	0	0	0	0	0	0	0
Claims Against Local Public Entities																	
Tort (Incl. Auto Neg.)	1	4	1	0	0	0	0	5	0	0	0	5	0	0	0		0

\* Summonses served on complaints.

REPORT ON THE OPERATION OF N.J.S.A. TITLE 59,  
CLAIMS AGAINST PUBLIC ENTITIES (N.J. TORT CLAIMS  
ACT AND N.J. CONTRACTUAL LIABILITY ACT)

COUNTY DISTRICT COURT INVENTORY OF CASES

SEPTEMBER 1, 1977 TO AUGUST 31, 1978

COUNTY	Complaints Filed	Cases Pending September 1, 1977	Cases Added * this Period	CASES DISPOSED OF						Transferred to Other Jurisdiction	Cases Placed on Inactive List	Total Disposed of	ACTIVE CASES PENDING ON Aug. 31, 1978			Total Active Cases Pending August 31, 1978
				By Trial Commenced		Without Trial (Before Trial Commenced)										
				Partially Tried But Disposed of During Trial	Tried To Completion	Judgment by Default	Settled	Dismissed	Discontinued				Under 6 Months	6 to 12 Months	Over 12 Months	
<u>WARREN</u>																
Claims Against the State																
Tort (Incl. Auto Neg.)	0	1	0	0	0	0	0	1	0	0	0	1	0	0	0	0
Contractual Liability	1	1	1	0	0	0	0	2	0	0	0	2	0	0	0	0
Claims Against Local Public Entities																
Tort (Incl. Auto Neg.)	2	0	2	0	0	0	0	2	0	0	0	2	0	0	0	0
<u>TOTALS, STATE &amp; LOCAL</u>																
Claims Against the State																
Tort (Incl. Auto Neg.)	3	3	3	0	0	2	0	2	0	1	0	5	1	0	0	1
Contractual Liability	7	7	6	0	0	4	4	2	0	0	0	10	1	2	0	3
Claims Against Local Public Entities																
Tort (Incl. Auto Neg.)	139	73	140	1	21	21	29	70	0	1	0	143	49	17	4	70
TOTALS	149	83	149	1	21	27	33	74	0	2	0	158	51	19	4	74

\* Summonses served on complaints.



REPORT ON THE OPERATION OF N.J.S.A. TITLE 59  
CLAIMS AGAINST PUBLIC ENTITIES (N.J. TORT CLAIMS  
ACT AND N.J. CONTRACTURAL LIABILITY ACT)  
County District Courts Money Judgments  
September 1, 1977 to August 31, 1978

COUNTY	Up to \$50. inc.		\$50.01 to \$100.		\$100.01 to \$200.		\$200.01 to \$300.		\$300.01 to \$400.		\$400.01 to \$500.		\$500.01 to \$750.		\$750.01 to \$1000.		\$1000.01 to \$3000.		Over \$3000.		TOTALS	
	Tort Inc. Auto	Contr. Liab.	Tort Inc. Auto	Contr. Liab.	Tort Inc. Auto	Contr. Liab.	Tort Inc. Auto	Contr. Liab.	Tort Inc. Auto	Contr. Liab.	Tort Inc. Auto	Contr. Liab.	Tort Inc. Auto	Contr. Liab.	Tort Inc. Auto	Contr. Liab.	Tort Inc. Auto	Contr. Liab.	Tort Inc. Auto	Contr. Liab.	Tort Inc. Auto	Contr. Liab.
<u>ATLANTIC</u>																						
State	0	0	0	0	0	0	0	0	0	0	0	0	0	0	0	0	0	0	0	0	0	0
Local	0	0	0	0	0	0	0	0	0	0	0	0	0	0	0	0	0	0	0	0	0	0
<u>BERGEN</u>																						
State	0	0	0	0	0	0	0	0	0	0	0	0	0	0	0	0	0	0	0	0	0	0
Local	0	0	0	0	0	0	0	0	0	0	0	0	0	0	0	0	0	0	0	0	0	0
<u>BURLINGTON</u>																						
State	0	0	0	0	0	0	0	0	0	0	0	0	0	0	0	0	0	0	0	0	0	0
Local	0	0	0	0	0	0	0	0	0	0	0	0	0	0	0	0	0	0	0	0	0	0
<u>CAMDEN</u>																						
State	0	0	0	0	0	0	0	0	0	0	0	0	0	0	0	0	0	0	0	0	0	0
Local	0	0	0	0	0	0	0	0	0	0	0	0	0	0	0	0	0	0	0	0	0	0
<u>CAPE MAY</u>																						
State	0	0	0	0	0	0	0	0	0	0	0	0	0	0	0	0	0	0	0	0	0	0
Local	0	0	0	0	0	0	0	0	0	0	0	0	0	0	0	0	0	0	0	0	0	0
<u>CUMBERLAND</u>																						
State	0	0	0	0	0	0	0	0	0	0	0	0	0	0	0	0	0	0	0	0	0	0
Local	0	0	0	0	0	0	0	0	0	0	0	0	0	0	0	0	0	0	0	0	0	0
<u>ESSEX</u>																						
State	0	0	0	0	0	0	0	0	0	0	0	0	0	0	0	0	0	0	0	0	0	0
Local	0	0	0	0	0	0	0	0	0	0	0	0	0	0	0	0	0	0	0	0	0	0
<u>GLOUCESTER</u>																						
State	0	0	0	0	0	0	0	0	0	0	0	0	0	0	0	0	0	0	0	0	0	0
Local	0	0	0	0	0	0	0	0	0	0	0	0	0	0	0	0	1	0	0	0	2	0
<u>HUDSON</u>																						
State	0	0	0	0	0	0	0	0	0	0	0	0	0	0	0	0	0	0	0	0	0	0
Local	0	0	0	0	0	0	0	0	0	0	1	0	0	0	0	0	1	0	1	0	3	0
<u>HUNTERDON</u>																						
State	0	0	0	0	0	0	0	0	0	0	0	0	0	0	0	0	0	0	0	0	0	0
Local	0	0	0	0	0	0	0	0	0	0	0	0	0	0	0	0	0	0	0	0	0	0
<u>MERCER</u>																						
State	0	0	0	0	0	0	0	0	0	0	0	0	0	0	0	0	0	0	0	0	0	0
Local	0	0	0	0	0	0	0	0	0	0	0	0	0	0	0	0	0	0	0	0	0	0

REPORT ON THE OPERATION OF N.J.S.A. TITLE 59  
CLAIMS AGAINST PUBLIC ENTITIES (N.J. TORT CLAIMS  
ACT AND N.J. CONTRACTURAL LIABILITY ACT)  
County District Courts Money Judgments  
September 1, 1977 to August 31, 1978

	Up to \$50. inc.		\$50.01 to \$100.		\$100.01 to \$200.		\$200.01 to \$300.		\$300.01 to \$400.		\$400.01 to \$500.		\$500.01 to \$750.		\$750.01 to \$1000.		\$1000.01 to \$3000.		Over \$3000.		TOTALS	
	Tort Inc. Auto	Contr. Liab.	Tort Inc. Auto	Contr. Liab.	Tort Inc. Auto	Contr. Liab.	Tort Inc. Auto	Contr. Liab.	Tort Inc. Auto	Contr. Liab.	Tort Inc. Auto	Contr. Liab.	Tort Inc. Auto	Contr. Liab.	Tort Inc. Auto	Contr. Liab.	Tort Inc. Auto	Contr. Liab.	Tort Inc. Auto	Contr. Liab.	Tort Inc. Auto	Contr. Liab.
<u>MIDDLESEX</u>																						
State	0	0	0	0	0	0	0	0	0	0	0	0	0	0	0	0	0	0	0	0	0	0
Local	0	0	0	0	1	0	0	0	0	0	0	0	0	0	0	0	0	0	0	0	1	0
<u>MONMOUTH</u>																						
State	0	0	0	0	0	0	0	0	0	0	0	0	0	0	0	0	0	0	0	0	0	0
Local	0	0	0	0	0	0	0	0	0	0	0	0	0	0	0	0	0	0	0	0	0	0
<u>MORRIS</u>																						
State	0	0	0	0	0	0	0	0	0	0	0	0	0	0	0	0	0	0	0	0	0	0
Local	0	0	0	0	0	0	0	0	0	0	0	0	0	0	0	0	2	0	0	0	2	0
<u>OCEAN</u>																						
State	0	0	0	0	0	0	0	0	0	0	0	0	0	0	0	0	0	0	0	0	0	0
Local	0	0	0	0	0	0	0	0	0	0	0	0	0	0	0	0	0	0	0	0	0	0
<u>PASSAIC</u>																						
State	0	0	0	0	0	0	0	0	0	0	0	0	0	0	0	0	0	0	0	0	0	0
Local	0	0	0	0	0	0	0	0	0	0	0	0	0	0	0	0	1	0	0	0	1	0
<u>SALEM</u>																						
State	0	0	0	0	0	0	0	0	0	0	0	0	0	0	0	0	0	0	0	0	0	0
Local	0	0	0	0	0	0	0	0	0	0	0	0	0	0	0	0	0	0	0	0	0	0
<u>SOMERSET</u>																						
State	0	0	0	0	0	0	0	0	0	0	0	0	0	0	0	0	0	0	0	0	0	0
Local	0	0	0	0	0	0	0	0	0	0	0	0	1	0	0	0	0	0	0	0	1	0
<u>SUSSEX</u>																						
State	0	0	0	0	0	0	0	0	0	0	0	0	0	0	0	0	0	0	0	0	0	0
Local	0	0	0	0	0	0	0	0	0	0	0	0	0	0	0	0	0	0	0	0	0	0
<u>UNION</u>																						
State	0	0	0	0	0	0	0	0	0	0	0	0	0	0	0	0	0	0	0	0	0	0
Local	0	0	0	0	0	0	0	0	0	0	0	0	0	0	0	0	0	0	0	0	0	0
<u>WARREN</u>																						
State	0	0	0	0	0	0	0	0	0	0	0	0	0	0	0	0	0	0	0	0	0	0
Local	0	0	0	0	0	0	0	0	0	0	0	0	0	0	0	0	0	0	0	0	0	0
<u>TOTAL</u>																						
State	0	0	0	0	0	0	0	0	0	0	0	0	0	0	0	0	0	0	0	0	0	0
Local	0	0	0	0	1	0	0	0	0	0	1	0	2	0	0	0	5	0	1	0	10	0
<u>TOTAL ALL CASES</u>	0	0	0	0	1	0	0	0	0	0	1	0	2	0	0	0	5	0	1	0	10	0

REPORT OF THE COMMITTEE ON OPINIONS

<u>Beginning of Court Year to August 31, 1978</u>	<u>1977-78 Court Year</u>	<u>1976-77 Court Year</u>	<u>1975-76 Court Year</u>
---	-------------------------------	-------------------------------	-------------------------------

Opinions Reviewed  
by Committee:

Appellate Division	2,636	2,818	3,068
Trial Courts	<u>442</u>	<u>425</u>	<u>460</u>
TOTAL	3,078	3,243	3,528

---

Opinions Approved  
for Publication:

Appellate Division	465(17.6%)	435(15.4%)	350(11.4%)
Trial Courts	<u>201(45.5%)</u>	<u>181(42.6%)</u>	<u>200(43.5%)</u>
TOTAL	666(21.6%)	616(19.0%)	550(15.6%)

---

Total Opinions  
Published:

Supreme Court	146	155	114
Appellate Division	465	435	350
Trial Courts	<u>201</u>	<u>181</u>	<u>200</u>
TOTAL	812	771	664

**CONTINUED**

**7 OF 8**

RESULTS OF EXAMINATION FOR ADMISSION TO THE BAR

FEBRUARY RESULTS 1978

SCHOOL	NUMBER OF TIMES TAKEN	NUMBER OF APPLICANTS	PASSED	FAILED	PERCENTAGE PASSED
Rutgers - Newark	1	20	11	9	55%
	2	25	17	8	68%
	3	5	1	4	20%
	4	7	2	5	29%
	5	5	1	4	20%
	7	1	0	1	0%
	8	<u>1</u>	<u>0</u>	<u>1</u>	<u>0%</u>
TOTAL		64	32	32	50%
Rutgers - Camden	1	8	5	3	63%
	2	8	5	3	63%
	3	2	0	2	0%
	4	1	1	0	100%
	6	<u>1</u>	<u>0</u>	<u>1</u>	<u>0%</u>
TOTAL		20	11	9	55%
Seton Hall	1	52	26	26	50%
	2	31	19	12	61%
	3	9	1	8	11%
	4	7	0	7	0%
	5	2	0	2	0%
	6	2	0	2	0%
	7	<u>1</u>	<u>0</u>	<u>1</u>	<u>0%</u>
TOTAL		104	46	58	44%

RESULTS OF EXAMINATION FOR ADMISSION TO THE BAR

FEBRUARY RESULTS 1978

SCHOOL	NUMBER OF TIMES TAKEN	NUMBER OF APPLICANTS	PASSED	FAILED	PERCENTAGE PASSED
New Jersey Schools	1	80	42	38	53%
	2	64	41	23	64%
	3	16	2	14	13%
	4	15	3	12	20%
	5	7	1	6	14%
	6	3	0	3	0%
	7	2	0	2	0%
	8	<u>1</u>	<u>0</u>	<u>1</u>	<u>0%</u>
TOTAL		188	89	99	47%
Out-of-State Schools	1	231	137	94	59%
	2	95	41	54	43%
	3	23	7	16	30%
	4	29	3	26	10%
	5	11	0	11	0%
	6	8	0	8	0%
	7	4	0	4	0%
	8	2	0	2	0%
	9	1	0	1	0%
	12	<u>1</u>	<u>0</u>	<u>1</u>	<u>0%</u>
TOTAL		405	188	217	46%
All Law Schools (Both In-State and Out-of- State)	1	311	179	132	58%
	2	159	82	77	52%
	3	39	9	30	23%
	4	44	6	38	14%
	5	18	1	17	6%
	6	11	0	11	0%
	7	6	0	6	0%
	8	3	0	3	0%
	9	1	0	1	0%
	12	<u>1</u>	<u>0</u>	<u>1</u>	<u>0%</u>
TOTAL		593	277	316	47%

RESULTS OF EXAMINATION FOR ADMISSION TO THE BAR

JULY RESULTS 1978

SCHOOL	NUMBER OF TIMES TAKEN	NUMBER OF APPLICANTS	PASSED	FAILED	PERCENTAGE PASSED
Rutgers - Newark	1	177	123	54	69%
	2	8	5	3	63%
	3	2	1	1	50%
	4	1	0	1	0%
	5	5	1	4	20%
	6	2	0	2	0%
	8	<u>1</u>	<u>0</u>	<u>1</u>	<u>0%</u>
TOTAL		196	130	66	66%
Rutgers - Camden	1	92	86	6	93%
	2	4	3	1	75%
	3	3	1	2	33%
	4	1	0	1	0%
	7	<u>1</u>	<u>0</u>	<u>1</u>	<u>0%</u>
TOTAL		101	90	11	89%
Seton Hall	1	237	166	71	70%
	2	21	9	12	43%
	3	10	3	7	30%
	4	8	2	6	25%
	5	5	0	5	0%
	6	2	0	2	0%
	7	1	0	1	0%
	8	1	0	1	0%
	13	<u>1</u>	<u>0</u>	<u>1</u>	<u>0%</u>
TOTAL		286	180	106	63%

RESULTS OF EXAMINATION FOR ADMISSION TO THE BAR

JULY RESULTS 1978

SCHOOL	NUMBER OF TIMES TAKEN	NUMBER OF APPLICANTS	PASSED	FAILED	PERCENTAGE PASSED
New Jersey Schools	1	506	375	131	74%
	2	33	17	16	52%
	3	15	5	10	33%
	4	10	2	8	20%
	5	10	1	9	10%
	6	4	0	4	0%
	7	2	0	2	0%
	8	2	0	2	0%
	13	<u>1</u>	<u>0</u>	<u>1</u>	<u>0%</u>
TOTAL		583	400	183	69%
Out-of-State Schools	1	690	446	244	65%
	2	65	20	45	31%
	3	43	6	37	14%
	4	13	0	13	0%
	5	20	0	20	0%
	6	7	1	6	14%
	7	7	1	6	14%
	8	3	0	3	0%
	9	2	0	2	0%
	10	2	1	1	50%
	11	1	0	1	0%
	17	<u>1</u>	<u>0</u>	<u>1</u>	<u>0%</u>
TOTAL		854	475	379	56%
All Law Schools (Both In-State and Out-of- State)	1	1,196	821	375	69%
	2	98	37	61	38%
	3	58	11	47	19%
	4	23	2	21	9%
	5	30	1	29	3%
	6	11	1	10	9%
	7	9	1	8	11%
	8	5	0	5	0%
	9	2	0	2	0%
	10	2	1	1	50%
	11	1	0	1	0%
	13	1	0	1	0%
	17	<u>1</u>	<u>0</u>	<u>1</u>	<u>0%</u>
TOTAL		1,437	875	562	61%



RESULTS OF EXAMINATION FOR ADMISSION TO THE BAR

February and July 1978 Combined

SCHOOL	NUMBER OF TIMES TAKEN	NUMBER OF APPLICANTS	PASSED	FAILED	PERCENTAGE PASSED
Rutgers - Newark	1	197	134	63	68%
	2	33	22	11	67%
	3	7	2	5	29%
	4	8	2	6	25%
	5	10	2	8	20%
	6	2	0	2	0%
	7	1	0	1	0%
	8	2	0	2	0%
TOTAL		260	162	98	62%
Rutgers - Camden	1	100	91	9	91%
	2	12	8	4	67%
	3	5	1	4	20%
	4	2	1	1	50%
	6	1	0	1	0%
	7	1	0	1	0%
TOTAL		121	101	20	83%
Seton Hall	1	289	192	97	66%
	2	52	28	24	54%
	3	19	4	15	21%
	4	15	2	13	13%
	5	7	0	7	0%
	6	4	0	4	0%
	7	2	0	2	0%
	8	1	0	1	0%
	13	1	0	1	0%
TOTAL		390	226	164	58%

**END**