


OFFICE OF THE DEFENDER GENERAL

THIRD
ANNUAL REPORT

FISCAL YEAR 1978

January 2, 1979

55948



OFFICE OF THE DEFENDER GENERAL
MONTPELIER, VERMONT 05602

TO: Honorable Richard A. Snelling, Governor of the State of Vermont;
Honorable Albert W. Barney, Chief Justice, Vermont Supreme Court;
Members of the General Assembly; and persons concerned with the
Criminal Justice System in Vermont


FROM: James L. Morse, Defender General

DATE: January 2, 1979

RE: Third Annual Report of the Office of the Defender General
(Fiscal Year 1978)

Pursuant to 13 V.S.A. §5256, I herewith forward the Third Annual
Report of the activities of the Office of the Defender General for Fiscal
Year 1978.

Respectfully submitted,


JAMES L. MORSE

NCJRS

MAR 30 1979

ACQUISITIONS




TABLE OF CONTENTS

	<u>Page</u>
I. INTRODUCTION	1
II. CHANGES IN CASELOAD STATISTICS	2
A. Percentage of Increase (Decrease) in Public Defender Disposed Cases over FY77	
B. Percentage of Increase (Decrease) in Public Defender Added Cases over FY77	
C. Appeals	
D. Increase (Decrease) in Juvenile (Post-adjudication) Cases Handled	
E. Increase (Decrease) in Caseload of Correctional Facilities Defender	
III. HISTORICAL STATISTICS	3
TABLE A - PUBLIC DEFENDER SYSTEM	4
1. Percentage of Felonies	
2. Percentage of Misdemeanors	
3. Percentage of Juveniles (Del. and CHINS)	5
4. Disposition Results (Adult)	
a. Percentage of Guilty to Other Disposition	
b. Percentage of Time Served to Other Disposition	6
c. Percentage of Deferred Sentences	
d. Percentage of Probation	7
e. Percentage of Fine Only	
5. Types of Cases	8
a. Breaking & Entering Night & Day	
b. Serious Crimes Against Property/Person	
c. Serious Crimes Against Person	
d. Drug Related Offenses (less alcohol)	
e. Possession of Marijuana	9
f. Public Intoxication	
g. Motor Vehicle Offenses	
h. DWI	
i. DLS	10
j. Bad Checks	
k. Welfare Fraud	
TABLE B - PUBLIC DEFENDER SYSTEM - Juvenile Delinquents	11
TABLE C - COMPARISON OF CASE INDICATORS BETWEEN FY76, FY77, and FY78	14
1. Felonies	
2. Misdemeanors	15
3. Number of Persons Represented by District	16
TABLE D - ALL PUBLIC DEFENDER DISTRICTS	17

TABLE OF CONTENTS


(Cont'd)

	<u>Page</u>
TABLE E - ADDISON COUNTY/DISTRICT	22
TABLE F - BENNINGTON COUNTY/DISTRICT	26
TABLE G - CALEDONIA/ESSEX/ORLEANS DISTRICT	30
TABLE H - CALEDONIA COUNTY	34
TABLE I - ESSEX COUNTY	38
TABLE J - ORLEANS COUNTY	41
TABLE K - CHITTENDEN COUNTY/DISTRICT	45
TABLE L - FRANKLIN/GRAND ISLE/LAMOILLE DISTRICT	49
TABLE M - FRANKLIN COUNTY	53
TABLE N - GRAND ISLE COUNTY	57
TABLE O - LAMOILLE COUNTY	60
TABLE P - RUTLAND COUNTY/DISTRICT	64
TABLE Q - WASHINGTON COUNTY/DISTRICT	68
TABLE R - WINDHAM COUNTY/DISTRICT	72
TABLE S - WINDSOR/ORANGE DISTRICT	76
TABLE T - WINDSOR COUNTY	80
TABLE U - ORANGE COUNTY	84
APPENDIX A - ASSIGNED COUNSEL	88
TABLE 1 - Assigned Counsel Expenditures	88
TABLE 2 - Assigned Counsel - Cost Per Case	89
TABLE 3 - Percentages of Assigned Counsel - Charges to Total Charges Disposed	90
TABLE 4 - Assigned Counsel - Types of Offenses	91

TABLE OF CONTENTS

(Cont'd)

	<u>Page</u>
Assigned Counsel - All Districts	92
ADDISON COUNTY/DISTRICT	96
BENNINGTON COUNTY/DISTRICT	99
CALEDONIA/ESSEX/ORLEANS DISTRICT	102
CALEDONIA COUNTY	105
ESSEX COUNTY	108
ORLEANS COUNTY	110
CHITTENDEN COUNTY/DISTRICT	113
FRANKLIN/GRAND ISLE/LAMOILLE DISTRICT	116
FRANKLIN COUNTY	119
GRAND ISLE COUNTY	122
LAMOILLE COUNTY	123
RUTLAND COUNTY/DISTRICT	126
WASHINGTON COUNTY/DISTRICT	129
WINDHAM COUNTY/DISTRICT	132
WINDSOR/ORANGE DISTRICT	135
WINDSOR COUNTY	138
ORANGE COUNTY	141



ANNUAL REPORT OF THE OFFICE OF THE DEFENDER GENERAL

FISCAL YEAR 1978

I. INTRODUCTION

The annual reports for FY 1976 and FY 1977 should be consulted for a fuller understanding of this one.

The pilot projects in Barre and White River Junction described on page 4 of last year's report to date have proven successful.

Public defender turnover has dropped from 42% in FY 1977 to half that in FY 1978 with a 20% turnover rate projected for FY 1979.

Rising workloads and geographic considerations in the northern six counties (Grand Isle, Franklin, Lamoille, Orleans, Caledonia, and Essex) prompted a new public defender district (Lamoille/Orleans) with an office in Hardwick. Thus, these six counties are now served by three offices instead of two, balancing the workload.

Burlington's increased caseload precipitated the addition of a public defender in FY 1979. Statistics for the first half of FY 1979 indicate nearly a 100% increase in clients over FY 1978, while our response over the same period has been only an additional lawyer and paralegal/investigator. Despite the additions, this office contains the most burdened staff in the Public Defender System.

II. Changes in Caseload Statistics:

A. Percentage of Increase (Decrease)
in Public Defender Disposed Cases over FY 77

<u>District</u>	<u>Percentage</u>
Caledonia/Essex/Orleans	29.9%
Bennington	28.5%
Franklin/Grand Isle/Lamoille	21.6%
Chittenden	18.2%
Addison	12.8%
Public Defender System	6.0%
Windsor/Orange	5.8%
Washington	2.5%
Rutland	(16.3%)
Windham	(21.5%)

B. Percentage of Increase (Decrease)
in Public Defender Added Cases over FY 77

<u>District</u>	<u>Percentage</u>
Chittenden	20.0%
Franklin/Grand Isle/Lamoille	18.1%
Bennington	12.7%
Windsor/Orange	4.9%
Addison	1.3%
Public Defender System	(6.3%)
Windham	(14.6%)
Rutland	(16.1%)
Caledonia/Essex/Orleans	(26.0%)
Washington	(36.9%)

C. Appeals

	<u>FY 77</u>	<u>FY 78</u>	<u>% Increase (Decrease)</u>
No. of Appeals Added:	59	27	(54.2%)
No. of Appeals Disposed:	49	47	(4.1%)
No. of Appeals Pending close of FY:	52	32	(38.5%)

D. Increase (Decrease) in Juvenile (post-adjudication) Cases Handled

(4%) (649 in FY 77; 623 in FY 78)

E. Increase (Decrease) in Caseload of Correctional Facilities Defender

	<u>FY 77</u>	<u>FY 78</u>	<u>% Increase (Decrease)</u>
No. of Cases Added:	1234	852	(30.9%)
No. of Cases Disposed:	1183	948	(19.9%)
No. of Cases Pending close of FY:	544	448	(17.6%)
No. of Clients Served:		816	

III.

Historical Statistics:

Public Defender System

Monies Expended/Cases Disposed

	<u>State</u>	<u>Federal</u>	<u>Total</u>	<u>Cases*</u>	<u>Cost Per Case</u>
FY' 74	\$351,135	\$ 15,048	\$366,183	3,141	\$117
FY' 75	444,005	108,910	552,915	6,102	91
FY' 76	505,285	124,584	629,869	6,834	92
FY' 77	537,539	194,876	732,415	8,270	89
FY' 78	753,000	159,420	912,420	8,389	109

Assigned Counsel

Monies Expended/Cases Disposed

	<u>State</u>	<u>Cases</u>	<u>Cost Per Case</u>
FY' 74	\$ 90,328	507**	\$178
FY' 75	107,252	639**	168
FY' 76	136,658	917	149
FY' 77	163,972	1,210	136
FY' 78	183,377	1,426	129

Case Cost Ratio

Public Defender to Assigned Counsel

FY' 74	.65
FY' 75	.54
FY' 76	.62
FY' 77	.65
FY' 78	.84

*Includes cases handled by Appellate Defender, Correctional Facilities Defender and Juvenile Defender in addition to those handled by district offices.

**Accuracy of figure in doubt as being too low.

PUBLIC DEFENDER SYSTEM (PDS)

1. Percentage of Felonies

<u>District</u>	<u># of Felonies</u>	<u>% of Total Caseload</u>
Grand Isle	4	44.4%
Windham	140	27.5%
Bennington	94	27.4%
Lamoille	75	24.2%
Addison	134	23.1%
Rutland	195	23.0%
Caledonia	138	22.9%
Orange	89	22.5%
Chittenden	177	22.3%
Caledonia/Essex/Orleans	187	21.6%
Orleans	45	21.3%
P.D.S.	1439	21.3%
Washington	160	20.9%
Franklin/Grand Isle/Lamoille	145	19.4%
Windsor/Orange	207	15.7%
Franklin	66	15.3%
Windsor	118	12.8%
Essex	4	7.8%

2. Percentage of Misdemeanors

<u>District</u>	<u># of Misdemeanors</u>	<u>% of Total Caseload</u>
Washington	544	70.9%
Windsor	647	70.4%
Windsor/Orange	916	69.7%
Orange	269	67.9%
Franklin	288	67.0%
Caledonia	396	65.7%
Essex	33	64.7%
Caledonia/Essex/Orleans	556	64.3%
Franklin/Grand Isle/Lamoille	478	63.8%
P.D.S.	4274	63.1%
Chittenden	488	61.6%
Rutland	523	61.5%
Orleans	127	60.2%
Lamoille	186	60.0%
Addison	332	57.2%
Windham	268	52.5%
Bennington	169	49.3%
Grand Isle	4	44.4%

3. Percentage of Juveniles (Del. & CHINS)

<u>District</u>	<u># of Juveniles</u>	<u>% of Overall Caseload</u>
Bennington	62	18.1%
Windham	87	17.1%
Orleans	34	16.1%
Essex	8	15.7%
Rutland	115	13.5%
Windsor	109	11.9%
Caledonia/Essex/Orleans	101	11.7%
Franklin	50	11.6%
Addison	65	11.2%
P.D.S.	757	11.2%
Franklin/Grand Isle/Lamoille	76	10.1%
Chittenden	79	10.0%
Caledonia	59	9.8%
Windsor/Orange	128	9.7%
Lamoille	26	8.4%
Washington	44	5.7%
Orange	19	4.8%
Grand Isle	0	-0-

4. DISPOSITION RESULTS (ADULT)

a. Percentage of Guilty to Other Disposition*:

<u>FELONY</u>		<u>MISDEMEANOR</u>	
Chittenden	50.0%	Windham	55.8%
Windham	40.3%	Franklin	51.9%
Rutland	35.6%	F/GI/L	49.4%
Bennington	35.2%	Chittenden	47.4%
Caledonia	32.0%	Orleans	46.7%
P.D.S.	31.2%	Bennington	46.4%
C/E/O	30.2%	Lamoille	46.2%
Franklin	30.0%	Caledonia	45.1%
F/GI/L	29.4%	C/E/O	44.0%
Lamoille	29.2%	Rutland	44.0%
Washington	28.4%	Washington	40.9%
Orleans	25.6%	P.D.S.	39.8%
Essex	25.0%	Orange	33.2%
Grand Isle	25.0%	Addison	27.4%
Addison	22.2%	Grand Isle	25.0%
Windsor	17.1%	Windsor/Oe	24.5%
Windsor/Oe	16.1%	Windsor	20.9%
Orange	14.8%	Essex	17.9%

*Guilty of Reduced Charge, Not Guilty, Transfer to Juvenile Court, and Dismissed.

DISPOSITION RESULTS (ADULT) (Continued)

b. Percentage of Time Served to Other Disposition*:

FELONY

Essex	100%	
Orleans	81.8%	
Windsor	71.4%	
Addison	62.1%	
Chittenden	60.9%	
C/E/O	55.8%	
Windsor/Oe	52.9%	
Franklin	52.6%	
Windham	51.9%	
P.D.S.		50.7%
Washington	50.0%	
F/GI/L	48.7%	
Caledonia	47.5%	
Lamoille	47.4%	
Rutland	40.3%	
Bennington	31.3%	
Orange	23.1%	
Grand Isle	-0-	

MISDEMEANOR

Grand Isle	50.0%	
Bennington		29.6%
Lamoille	28.4%	
F/GI/L		28.2%
Franklin	27.5%	
Chittenden		25.5%
Washington		18.8%
P.D.S.		17.8%
Caledonia	17.5%	
C/E/O		16.3%
Rutland		16.3%
Orleans	13.3%	
Windsor	12.8%	
Essex	12.5%	
Windham		11.5%
Windsor/Oe		11.1%
Addison		10.7%
Orange	8.5%	

*Probation, Deferred Sentence and Fine Only.

c. Percentage of Deferred Sentences:

FELONY

Washington	27.3%	
Franklin	26.3%	
Bennington	25.0%	
F/GI/L	17.9%	
Rutland	17.9%	
Windham	16.6%	
Orange	15.4%	
P.D.S.		14.3%
Windsor/Oe	11.8%	
Lamoille	10.5%	
Addison	10.3%	
Windsor	9.6%	
Chittenden	7.2%	
Caledonia	-0-	
Essex	-0-	
Orleans	-0-	
C/E/O		-0-
Grand Isle	-0-	

MISDEMEANOR

Grand Isle	25.0%	
Rutland		6.3%
Chittenden		1.9%
Franklin	1.7%	
F/GI/L		1.4%
P.D.S.		1.4%
Washington		1.3%
Bennington		1.1%
Addison		.8%
Windham		.6%
Windsor	.4%	
Windsor/Oe		.2%
Caledonia	-0-	
Essex	-0-	
C/E/O		-0-
Lamoille	-0-	
Orange	-0-	
Orleans	-0-	

DISPOSITION RESULTS (ADULT) (Continued)

d. Percentage of Probation:

<u>FELONY</u>			<u>MISDEMEANOR</u>		
Orange	61.5%		Essex	62.5%	
Caledonia	47.5%		Chittenden	39.4%	39.4%
Lamoille	42.1%		Franklin	39.3%	
Bennington		40.6%	Lamoille	39.2%	
C/E/O		40.4%	F/GI/L	38.7%	38.7%
Rutland		40.3%	Windsor	37.4%	37.4%
Windsor/Oe		35.3%	Washington		36.3%
P.D.S.		33.8%	Rutland		36.2%
Chittenden		31.9%	Windsor/Oe		34.7%
Windham		31.5%	P.D.S.		32.9%
F/GI/L		30.8%	Addison		31.5%
Addison		27.6%	Orange	30.5%	
Washington		22.7%	Bennington		28.4%
Franklin	21.1%		Windham		24.7%
Windsor	19.0%		Caledonia	20.4%	
Orleans	18.2%		C/E/O		17.4%
Essex	-0-		Orleans	4.0%	
Grand Isle	-0-		Grand Isle	-0-	

e. Percentage of Fine Only:

<u>FELONY</u>			<u>MISDEMEANOR</u>		
Grand Isle	100%		Orleans	82.7%	
Caledonia	5.0%		C/E/O	66.3%	66.3%
C/E/O		3.8%	Windham	63.2%	63.2%
Bennington		3.1%	Caledonia	62.1%	
F/GI/L		2.6%	Orange	61.0%	
Rutland		1.5%	Addison	57.0%	57.0%
P.D.S.		1.2%	Windsor/Oe	54.0%	54.0%
Addison		-0-	Windsor	49.4%	49.4%
Chittenden		-0-	P.D.S.		47.9%
Essex	-0-		Washington		43.6%
Franklin	-0-		Rutland		41.2%
Lamoille	-0-		Bennington		40.9%
Orange	-0-		Chittenden		33.2%
Orleans	-0-		Lamoille	32.4%	
Washington		-0-	F/GI/L	31.7%	31.7%
Windham		-0-	Franklin	31.5%	
Windsor		-0-	Essex	25.0%	
Windsor/Oe		-0-	Grand Isle	25.0%	

5. TYPES OF CASES

a. Breaking & Entering Night & Day:

Grand Isle	44.4%	
Orleans	10.9%	
Bennington	8.5%	
Chittenden	7.1%	
Rutland	6.8%	
C/E/O	5.4%	
P.D.S.		5.2%
F/GI/L	4.7%	
Addison	4.5%	
Lamoille	4.5%	
Orange	4.5%	
Washington	4.4%	
Franklin	4.0%	
Caledonia	3.8%	
Windham	3.7%	
Windsor/Oe	3.3%	
Windsor	2.8%	
Essex	2.0%	

b. Serious Crimes Against Property/Person:*

Grand Isle	44.4%	
Orleans	14.7%	
Bennington		14.0%
Lamoille	13.5%	
Windham		13.5%
Chittenden		13.1%
Orange	13.1%	
Rutland		12.1%
Addison		11.9%
P.D.S.		11.2%
C/E/O		11.1%
F/GI/L		11.1%
Caledonia	10.3%	
Windsor/Oe		9.7%
Franklin	8.6%	
Windsor	8.2%	
Washington		7.8%
Essex	5.9%	

*Arson, Assault & Robbery, Breaking & Entering, Grand Larceny, etc.

c. Serious Crimes Against Person:*

Addison	4.6%	
Bennington	4.1%	
Orange	3.8%	
Rutland	3.4%	
Caledonia	3.0%	
Franklin	3.0%	
Washington	3.0%	
C/E/O	2.8%	
P.D.S.		2.8%
Windham	2.8%	
Orleans	2.4%	
Windsor/Oe	2.4%	
Chittenden	2.0%	
Essex	2.0%	
F/GI/L	1.9%	
Windsor	1.8%	
Lamoille	.3%	
Grand Isle	-0-	

d. Drug Related Offenses (less alcohol):

Washington	5.5%	
Bennington	3.5%	
Windham	3.5%	
Orange	3.3%	
Orleans	3.3%	
Addison	2.6%	
P.D.S.		2.5%
C/E/O	2.3%	
Windsor/Oe	2.3%	
Caledonia	2.2%	
Chittenden	1.9%	
Windsor	1.8%	
Rutland	1.4%	
Franklin	.7%	
F/GI/L	.4%	
Essex	-0-	
Grand Isle	-0-	
Lamoille	-0-	

*Aggravated Assault, Kidnapping, Lewd & Lascivious, Murder, Rape, etc.

TYPES OF CASES (continued)

e. Possession of Marijuana:

Washington	2.5%	
Orange	2.0%	
Orleans	1.9%	
Bennington	1.5%	
Windsor/Oe	1.4%	
Windham	1.2%	
Windsor	1.2%	
P.D.S.		1.0%
Addison	.7%	
Rutland	.7%	
C/E/O	.6%	
Franklin	.5%	
Chittenden	.4%	
F/GI/L	.3%	
Caledonia	.2%	
Essex	-0-	
Grand Isle	-0-	
Lamoille	-0-	

f. Public Intoxication:

Franklin	5.3%	
Windsor	5.1%	
F/GI/L		4.5%
Windsor/Oe		4.5%
Washington		4.4%
Lamoille	3.5%	
Bennington		3.2%
Orange	3.0%	
P.D.S.		2.4%
Rutland		1.9%
Orleans	.5%	
Chittenden		.4%
Addison		.2%
Windham		.2%
C/E/O		.1%
Caledonia	-0-	
Essex	-0-	
Grand Isle	-0-	

g. Motor Vehicle Offenses:*

Orange	42.7%	
Grand Isle	33.3%	
Orleans	33.2%	
Windsor/Oe	30.1%	
Caledonia	30.0%	
C/E/O	29.9%	
Addison	29.0%	
Washington	27.8%	
P.D.S.		25.9%
Windsor	24.7%	
Windham	24.1%	
Chittenden	23.1%	
Rutland	22.5%	
Bennington	21.0%	
Franklin	20.7%	
F/GI/L	20.3%	
Lamoille	19.4%	
Essex	15.7%	

h. DWI:

Orange	14.4%	
Caledonia	13.6%	
Washington		12.8%
C/E/O		12.4%
Orleans	11.8%	
Windsor/Oe		9.8%
P.D.S.		8.4%
Windham		7.8%
Windsor	7.8%	
Addison		7.2%
Franklin	6.7%	
Chittenden		6.1%
F/GI/L		6.0%
Rutland		5.8%
Lamoille	5.2%	
Bennington		2.3%
Essex	-0-	
Grand Isle	-0-	

*C&N, DLS, DWI, FSO, LSA, OOC, etc.

TYPES OF CASES (continued)

i. DLS:

Orange	17.7%	
Orleans	16.1%	
Addison		14.7%
Grand Isle	11.1%	
Windsor/Oe		11.1%
C/E/O		10.2%
Windham		10.2%
P.D.S.		10.0%
Rutland		9.8%
Washington		9.0%
Chittenden		8.8%
Bennington		8.5%
Caledonia	8.3%	
Windsor	8.3%	
Franklin	8.1%	
Essex	7.8%	
F/GI/L		7.7%
Lamoille	7.1%	

j. Bad Checks:

Lamoille	7.4%	
F/GI/L		5.9%
Franklin	4.9%	
Rutland		4.7%
Washington		4.0%
Caledonia	3.9%	
Windham		3.9%
P.D.S.		3.0%
C/E/O		2.9%
Addison		2.4%
Orleans	1.9%	
Chittenden		1.8%
Bennington		1.7%
Windsor/Oe		.9%
Windsor	.6%	
Orange	.2%	
Essex	-0-	
Grand Isle	-0-	

k. Welfare Fraud:

Windsor	13.2%	
Windsor/Oe		9.2%
Washington		6.9%
Lamoille	6.1%	
Addison		5.3%
F/GI/L		4.8%
P.D.S.		4.8%
Bennington		4.1%
Franklin	4.0%	
Essex	3.9%	
Rutland		3.9%
Caledonia	3.5%	
C/E/O		2.6%
Chittenden		1.1%
Windham		.4%
Grand Isle	-0-	
Orange	-0-	
Orleans	-0-	

TABLE B

PUBLIC DEFENDER SYSTEM

Fiscal Year 1978

JUVENILE DELINQUENTS

TYPES OF CASES

	<u>No.</u>	<u>% of Total</u>
<u>Felonies - Serious Crimes Against Property & Person:</u>		
Arson	4 ¹	
Breaking & Entering Day	34 ²	
Breaking & Entering Night	40 ²	
Grand Larceny	28 ³	
Receiving Stolen Property	2 ⁴	
Total	108	29.0%
<u>Felonies - Serious Crimes Against Person:</u>		
Aggravated Assault	4 ⁵	
Lewd & Lascivious	6 ⁶	
Sexual Assault	3 ⁷	
Total	13	3.5%

1/ Two were dismissed by the court; two resulted in adjudication of guilt.

2/ Disposition results of the 74 breaking and entering cases are as follows:

- 8 cases were dropped by the state's attorney;
- 3 cases were dismissed by the court;
- 10 cases were reduced to a misdemeanor;
- 3 cases were transferred to other attorney due to conflict (results unknown);
- 50 cases resulted in adjudication of guilt.

3/ Disposition results of the 28 grand larceny cases are as follows:

- 2 cases were dropped by the state's attorney;
- 4 cases were dismissed by the court;
- 5 cases were reduced to a misdemeanor;
- 5 cases were transferred to other attorney due to conflict (results unknown);
- 12 cases resulted in adjudication of guilt.

4/ Both resulted in adjudication of guilt.

5/ Two were dismissed by the state's attorney; two were reduced to misdemeanors.

6/ One case was reduced to a misdemeanor; five resulted in adjudication of guilt.

7/ One case was dismissed by the court; two resulted in adjudication of guilt.

Juvenile Delinquents

TYPES OF CASES

	<u>No.</u>	<u>% of Total</u>
<u>Felonies - Fraud:</u>		
Forgery	<u>2</u>	
Total	2	.5%
<u>Misdemeanors - Fraud:</u>		
False Information/Statement	<u>2</u>	
Total	2	.5%
<u>Misdemeanors - Disorderly & Endangering Crimes:</u>		
Disorderly Conduct	5	
Disturbing Peace by Telephone	1	
Public Intoxication	1	
Reckless Endangering	2	
Simple Assault	15	
Simple Assault on Police Officer	<u>1</u>	
Total	25	6.7%
<u>Misdemeanors - Property:</u>		
Petit Larceny	66	
Receiving Stolen Property	9	
Unlawful Mischief	42	
Unlawful Trespass	<u>14</u>	
Total	131	35.2%
<u>Drug Related:</u>		
Intent to Sell (Felony)	1	
Possession of Marijuana (Misdemeanor)	<u>5</u>	
Total	6	1.6%
<u>Motor Vehicle Offenses:</u>		
Careless & Negligent	4	
Driving While Intoxicated	4	
Elude Police Officer	2	
Operating without Owner Consent	29	
Other	<u>10</u>	
Total	49	13.2%
Abusive Language	1	.3%
Cruelty to Animals	1	.3%
Escape	1	.3%

TYPES OF CASES

	<u>No.</u>	<u>% of Total</u>
Possession of Firearms	1	.3%
Rioters Injuring Building	1	.3%
Sale/Possession of Malt Beverage	11	2.9%
Miscellaneous	<u>20</u>	<u>5.4%</u>
TOTAL	372	100%

Felony Percentage Breakdown

Serious Crimes Against Person (including Arson):

Of the total delinquency charges in this category (17), 9 (52.9%) resulted in an adjudication of guilt as follows: Arson, 2; Aggravated Assault, 0; Lewd & Lascivious, 5; and Sexual Assault, 2. The number of proven delinquent acts in this category represented 2.4% of the total charges.

In FY77, the number of proven delinquent acts in this category, 5 (50% of the total charges in this category) represented 1.3% of the total overall charges. In FY76, the number of proven delinquent acts in this category, 5 (45.5% of the total charges in this category) represented 1.9% of the total overall charges.

Breaking & Entering, Grand Larceny, and Receiving Stolen Property:

Of the total delinquency charges in this category* (104), 64 (61.5%) resulted in adjudication of guilt as follows: Breaking & Entering, 50; Grand Larceny, 12; and Receiving Stolen Property, 2. The number of proven delinquent acts in this category represented 17.2% of the total charges.

In FY77, the number of proven delinquent acts in this category*, 67 (63.2% of the total in this category), represented 17.8% of the total charges. In FY76, the number of proven delinquent acts in this category*, 26 (51% of the total in this category), represented 9.9% of the total overall charges.

*Represents charges in which the result was known.

TABLE C

All Public Defender Districts

Comparison of Case Indicators Between FY 76, FY 77, and FY 78

1. FELONIES

The number of felonies handled increased 8.7% in two years. (FY 76 = 1324; FY 78 = 1439)

The more serious felonies against property and persons (aggravated assault, arson, assault & robbery, kidnapping, manslaughter, murder, and rape) returned to FY 76 level as follows:

	<u>FY 76</u>	<u>FY 77</u>	<u>FY 78</u>
aggravated assault	90	90	78
arson	21	21	19
assault & robbery	22	40	24
kidnapping	9	13	12
manslaughter & murder	2	9	11
rape (sexual assault)	<u>19</u>	<u>10</u>	<u>23</u>
Total	163	183	167

Other serious felonies against persons and property (breaking & entering and grand larceny) fluctuated as follows:

	<u>FY 76</u>	<u>FY 77</u>	<u>FY 78</u>
breaking & entering day	102	71	109
breaking & entering night	290	291	246
grand larceny	<u>231</u>	<u>206</u>	<u>249</u>
Total	623	568	604

Sex related crimes (fellatio, incest, lewd & lascivious and rape) rose 62% from FY 77 figures as follows:

	<u>FY 76</u>	<u>FY 77</u>	<u>FY 78</u>
fellatio	3	2	0
incest	1	1	0
lewd & lascivious	38	40	63
rape (sexual assault)	<u>19</u>	<u>10</u>	<u>23</u>
Total	61	53	86

Fraudulent felonies (counterfeiting, embezzlement, extortion, false personation, false token, forgery, perjury, uttering forged instrument) are reflected as follows:

	<u>FY 76</u>	<u>FY 77</u>	<u>FY 78</u>
counterfeiting	2	1	1
embezzlement	8	6	36
extortion	3	1	1
false personation	5	0	10
false token	93	107	119
forgery	78	108	62
fraud	3	25	3
perjury	0	5	0
uttering forged instrument	<u>31</u>	<u>71</u>	<u>70</u>
Total	223	324	302

Comparison of Case Indicators Between FY 76, FY 77, and FY 78 - (Cont'd)

Escapes dropped 36% from FY 77 and were at the lowest point in the 3 year period. (FY 76 = 67; FY 77 = 75; FY 78 = 48)

Drug related crimes (other than alcohol and not necessarily felonies) were up by 23%. (FY 76 = 154; FY 77 = 136; FY 78 = 167) In FY 78, 41% of the drug offenses charged were for misdemeanor possession of marijuana.

2. MISDEMEANORS

The number of misdemeanors handled increased 46.9% in two years. (FY 76 = 2910; FY 78 = 4274)

Disorderly and endangering crimes increased 26% in two years. (FY 76 = 786; FY 78 = 990) The more common charges in this category follows:

	<u>FY 76</u>	<u>FY 77</u>	<u>FY 78</u>
disorderly conduct	320	335	407
public intoxication	159	172	160
simple assault	240	226	263
simple assault on police officer	15	49	82
Total	<u>734</u>	<u>782</u>	<u>912</u>

Misdemeanors against property fluctuated as follows:

	<u>FY 76</u>	<u>FY 77</u>	<u>FY 78</u>
petit larceny	304	340	291
receiving stolen property	154	168	64
theft of services	11	24	41
unlawful mischief	136	237	211
unlawful trespass	94	124	164
Total	<u>699</u>	<u>893</u>	<u>771</u>

Misdemeanors involving fraud continued to rise as follows:

	<u>FY 76</u>	<u>FY 77</u>	<u>FY 78</u>
bad check	231	268	206
false information	13	32	16
welfare fraud	31	182	322
Total	<u>275</u>	<u>482</u>	<u>544</u>

The number of motor vehicle offenses remain a substantial portion of the public defense caseload. The more common charges in this category follow:

	<u>FY 76</u>	<u>FY 77</u>	<u>FY 78</u>
careless & negligent	218	242	179
driving while license suspended (DLS)	322	570	680
driving while intoxicated (DWI)	432	609	567
leaving scene of accident	89	114	100
operating without owner consent	86	86	100
Total	<u>1,147</u>	<u>1,621</u>	<u>1,626</u>

PUBLIC DEFENDER SYSTEM

Fiscal Years 1976, 1977 and 1978

3. NUMBER OF PERSONS REPRESENTED BY DISTRICT

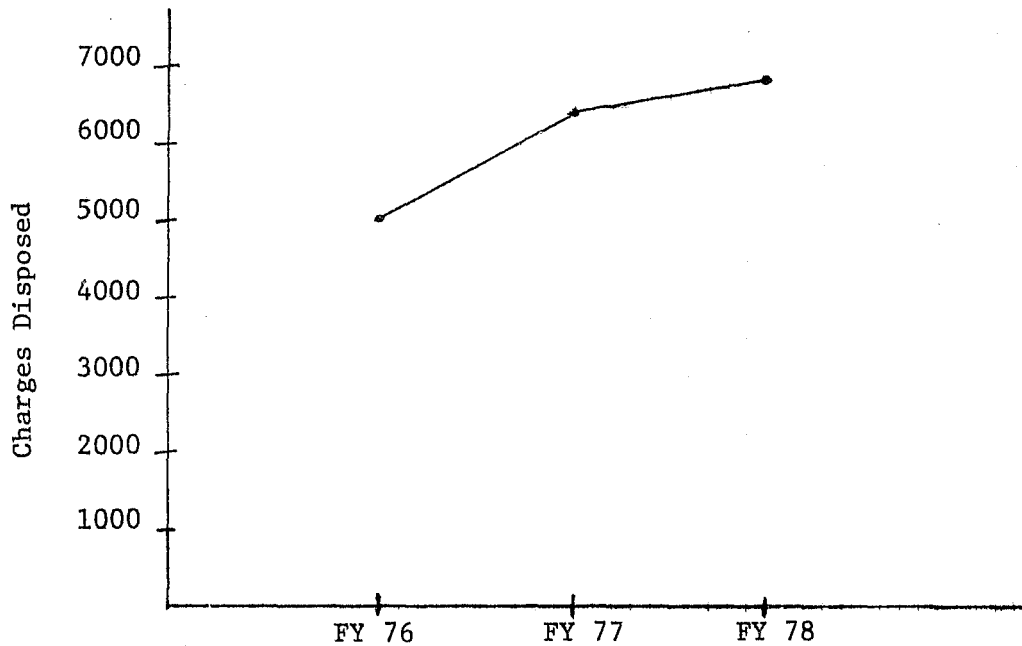
<u>District</u>	<u>Individuals</u>			<u>Charges</u>			<u>Charges Per Individual</u>		
	<u>1976</u>	<u>1977</u>	<u>1978</u>	<u>1976</u>	<u>1977</u>	<u>1978</u>	<u>1976</u>	<u>1977</u>	<u>1978</u>
Addison	201	355	360	369	538	545	1.84	1.52	1.51
Bennington	137	187	213	253	339	382	1.85	1.81	1.79
Caledonia/Essex/ Orleans	347	541	458	636	961	711	1.83	1.78	1.55
Chittenden	389	588	647	622	714	857	1.60	1.21	1.32
Franklin/Grand Isle/ Lamoille	318	359	472	568	640	756	1.79	1.78	1.60
Rutland	412	551	446	864	872	732	2.10	1.58	1.64
Washington	429	598	374	694	884	558	1.62	1.48	1.49
Windham	223	389	327	443	549	469	1.99	1.41	1.43
Windsor/Orange	<u>573</u>	<u>695</u>	<u>773</u>	<u>1066</u>	<u>1234</u>	<u>1295</u>	<u>1.86</u>	<u>1.78</u>	<u>1.68</u>
	3029	4263	4070	5505	6731	6305	1.82	1.58	1.55

FY76-78 increase (decrease):

Individuals = 34.4%

Charges = 14.5%

Charges per individual = (14.8%)



BREAKDOWN OF CHARGES ADDED

<u>FELONIES</u>		<u>MISDEMEANORS</u>		<u>JUVENILE</u>		<u>MISCELLANEOUS</u>	
<u>No.</u>	<u>% of Total</u>	<u>No.</u>	<u>% of Total</u>	<u>No.</u>	<u>% of Total</u>	<u>No.</u>	<u>% of Total</u>
1518	24.1%	3792	60.1%	683	10.8%	312	5.0%
TOTAL CHARGES ADDED:		6305					
TOTAL CLIENTS ADDED:		4070					

BREAKDOWN OF CHARGES DISPOSED

<u>FELONIES</u>		<u>MISDEMEANORS</u>		<u>JUVENILE</u>		<u>MISCELLANEOUS</u>	
<u>No.</u>	<u>% of Total</u>	<u>No.</u>	<u>% of Total</u>	<u>No.</u>	<u>% of Total</u>	<u>No.</u>	<u>% of Total</u>
1439	21.3%	4274	63.1%	757	11.2%	301	4.4%
CHARGES PARTIALLY HANDLED:		381					
TOTAL CHARGES DISPOSED:		6771					
TOTAL CLIENTS SERVED:		4143					
TOTAL CHARGES PENDING 6/30/78:		1530					
TOTAL CLIENTS PENDING 6/30/78:		887					

*Does not include cases handled by the Appellate, Juvenile, and Correctional Facilities Defenders.

DISPOSITION RESULTS

	<u>FELONIES</u>		<u>MISDEMEANORS</u>	
	<u>No.</u>	<u>% of Total</u>	<u>No.</u>	<u>% of Total</u>
Guilty as charged	408	31.2%	1621	39.8%
Guilty reduced charge	315	24.1%	522	12.8%
Not guilty	19	1.5%	27	.7%
Transfer to Juv. Court	29	2.2%	41	1.0%
Dismissed	536	41.0%	1865	45.7%
Total	1307	100%	4076	100%
Trials	29		49	

CONVICTION RESULTS

	<u>FELONIES</u>		<u>MISDEMEANORS</u>	
	<u>No.</u>	<u>% of Total</u>	<u>No.</u>	<u>% of Total</u>
Time Served	213	50.7%	435	17.8%
Probation	142	33.8%	802	32.8%
Deferred Sentence	60	14.3%	38	1.5%
Fine Only	5	1.2%	1171	47.9%
Total	420	100%	2446	100%

All Public Defender DistrictsTYPES OF CASES

<u>Felonies - Serious Crimes Against Property & Person:</u>	<u>No.</u>	<u>% of Total</u>
Arson	19	
Assault & Robbery	24	
Breaking & Entering - Day	109	
Breaking & Entering - Night	246	
Grand Larceny	249	
Larceny from Person	5	
Possession - Burglar's Tools	6	
Receiving Stolen Property	95	
Theft of Realty	1	
Unlawful Mischief	7	
Total	<u>761</u>	11.2%
<u>Felonies - Serious Crimes Against Persons:</u>		
Aggravated Assault	78	
Kidnapping	12	
Lewd & Lascivious	63	
Manslaughter	5	
Murder	6	
Negligent Use of Firearms	3	
Possession of Deadly Weapon	1	
Sexual Assault	23	
Total	<u>191</u>	2.8%
<u>Felonies - Fraud:</u>		
Counterfeiting	1	
Embezzlement	36	
Extortion	1	
False Personation	10	
False Token	119	
Forgery	62	
Fraud	3	
Uttering Forged Instrument	70	
Total	<u>302</u>	4.5%
<u>Misdemeanors - Fraud:</u>		
Bad Check	206	
False Information/Statement	16	
Fraudulent Use of Credit Card	1	
Welfare Fraud	322	
Total	<u>545</u>	8.0%
<u>Misdemeanors - Disorderly & Endangering Crimes:</u>		
Disturbing Peace by Telephone	13	
Disorderly Conduct	407	
False Alarm	4	
Impeding Officer	16	
Noise in Night	15	
Public Intoxication	160	
Reckless Endangering	30	
Simple Assault	263	
Simple Assault - Police	82	
Total	<u>990</u>	14.6%

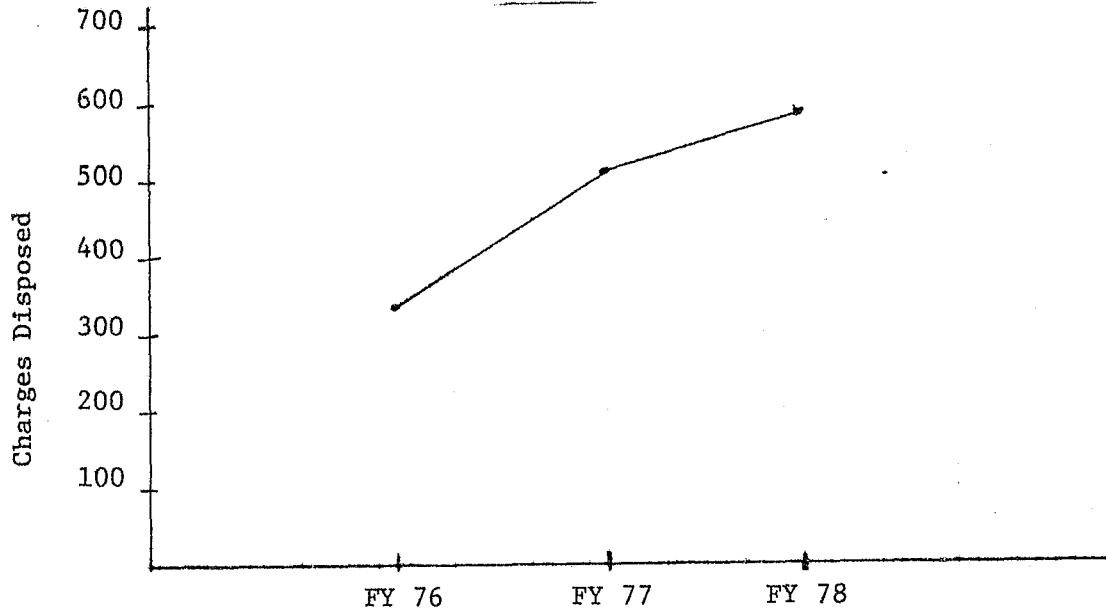
All Public Defender Districts

TYPES OF CASES

	<u>No.</u>	<u>% of Total</u>
<u>Misdemeanors - Property:</u>		
Petit larceny	291	
Receiving Stolen Property	64	
Setting Fires	1	
Theft of Rented Property	1	
Theft of Services	41	
Unlawful Mischief	211	
Unlawful Trespass	<u>164</u>	
Total	773	11.4%
<u>Misdemeanor - Persons:</u>		
Cruelty to Children (child abuse)	4	.06%
<u>Drug Related:</u>		
Fraud to Procure Drugs (Misdemeanor)	7	
Intent to Sell (Felony)	81	
Possession - Marijuana (Misdemeanor)	69	
Possession - Pills (Misdemeanor)	<u>10</u>	
Total	167	2.5%
<u>Motor Vehicle Offenses:</u>		
Careless & Negligent	179	
Driving to Endanger	36	
Driving License Suspended	680	
Driving While Intoxicated	566	
Driving While Intoxicated - fatal	1	
Elude Police Officer	56	
Leaving Scene of Accident	100	
Operating Without Owner's Consent	100	
Vehicular Homicide	2	
Other	<u>37</u>	
Total	1757	25.9%
Accessory After Fact	2	
Accessory Before Fact	2	
Contempt	3	
Contributing to Delinquency	8	
Cruelty to Animals	10	
Escape	48	
Fail to Pay Wages	9	
Fish and Game Violations	48	
Fugitive From Justice	57	

All Public Defender Districts

	<u>TYPES OF CASES</u>	<u>No.</u>	<u>% of Total</u>
Habitual Offender		2	
Littering		3	
Mental Commitment		15	
Non-Support		4	
Possession/Furnishing Malt Beverage		34	
Violation of Probation		213	
Miscellaneous		<u>66</u>	
Total		524	7.7%
Juvenile Delinquents		372	
Children in Need of Care & Supervision		<u>385</u>	
Total		757	<u>11.2%</u>
GRAND TOTAL		6771	100%



BREAKDOWN OF CHARGES ADDED

<u>FELONIES</u>		<u>MISDEMEANORS</u>		<u>JUVENILE</u>		<u>MISCELLANEOUS</u>	
<u>No.</u>	<u>% of Total</u>	<u>No.</u>	<u>% of Total</u>	<u>No.</u>	<u>% of Total</u>	<u>No.</u>	<u>% of Total</u>
164	30.1%	298	54.7%	28	5.1%	55	10.1%
TOTAL CHARGES ADDED:		545					
TOTAL CLIENTS ADDED:		360					

BREAKDOWN OF CHARGES DISPOSED

<u>FELONIES</u>		<u>MISDEMEANORS</u>		<u>JUVENILE</u>		<u>MISCELLANEOUS</u>	
<u>No.</u>	<u>% of Total</u>	<u>No.</u>	<u>% of Total</u>	<u>No.</u>	<u>% of Total</u>	<u>No.</u>	<u>% of Total</u>
134	23.1%	332	57.2%	65	11.2%	49	8.5%
CHARGES PARTIALLY HANDLED:		62					
TOTAL CHARGES DISPOSED:		580					
TOTAL CLIENTS SERVED:		354					
TOTAL CHARGES PENDING 6/30/78:		81					
TOTAL CLIENTS PENDING 6/30/78:		54					

DISPOSITION RESULTS

	<u>FELONIES</u>		<u>MISDEMEANORS</u>	
	<u>No.</u>	<u>% of Total</u>	<u>No.</u>	<u>% of Total</u>
Guilty as charged	26	22.2%	87	27.4%
Guilty reduced charge	36	30.8%	122	38.4%
Not guilty	1	.9%	2	.6%
Transfer to Juv. Court	7	6.0%	9	2.8%
Dismissed	47	40.1%	98	30.8%
Total	117	100%	318	100%
Trials	1		4	

CONVICTION RESULTS

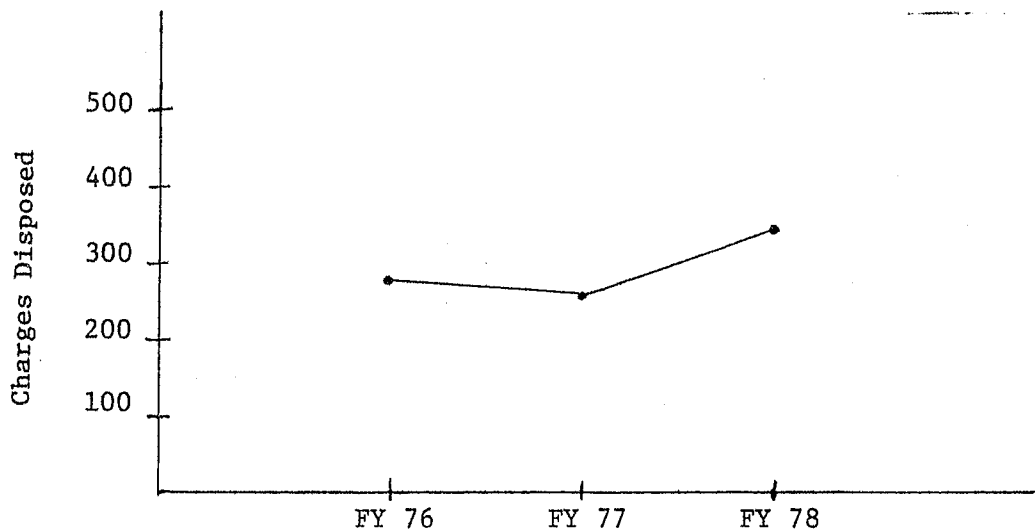
	<u>FELONIES</u>		<u>MISDEMEANORS</u>	
	<u>No.</u>	<u>% of Total</u>	<u>No.</u>	<u>% of Total</u>
Time Served	18	62.1%	26	10.7%
Probation	8	27.6%	76	31.5%
Deferred Sentence	3	10.3%	2	.8%
Fine Only	0	0	138	57.0%
Total	29	100%	242	100%

TYPES OF CASES

	<u>No.</u>	<u>% of Total</u>
<u>Felonies - Serious Crimes Against Property & Person:</u>		
Arson	4	
Assault & Robbery	2	
Breaking & Entering - Day	3	
Breaking & Entering - Night	23	
Grand Larceny	26	
Receiving Stolen Property	9	
Unlawful Mischief	<u>2</u>	
Total	69	11.9%
<u>Felonies - Serious Crimes Against Person:</u>		
Aggravated Assault	5	
Kidnapping	3	
Lewd & Lascivious	12	
Murder	2	
Sexual Assault	<u>5</u>	
Total	27	4.6%
<u>Felonies - Fraud:</u>		
Embezzlement	2	
Fraud	3	
Uttering Forged Instrument	<u>7</u>	
Total	12	2.1%
<u>Misdemeanors - Fraud:</u>		
Bad Check	14	
False Information/Statement	1	
Welfare Fraud	<u>31</u>	
Total	46	7.9%
<u>Misdemeanors - Disorderly & Endangering Crimes:</u>		
Disorderly Conduct	15	
Disturbing Peace by Telephone	1	
Public Intoxication	1	
Reckless Endangering	6	
Simple Assault	14	
Simple Assault - Police	<u>4</u>	
Total	41	7.1%
<u>Misdemeanors - Property:</u>		
Petit Larceny	20	
Receiving Stolen Property	1	
Theft of Services	1	
Unlawful Mischief	27	
Unlawful Trespass	<u>9</u>	
Total	58	10.0%
<u>Drug Related:</u>		
Possession - Marijuana (Misdemeanor)	4	
Intent to Sell (Felony)	<u>11</u>	
Total	15	2.6%

TYPES OF CASES

	<u>No.</u>	<u>% of Total</u>
<u>Motor Vehicle Offenses:</u>		
Careless & Negligent	11	
Driving License Suspended	85	
Driving to Endanger	12	
Driving While Intoxicated	42	
Elude Police Officer	1	
Leaving Scene of Accident	13	
Operating Without Owner's Consent	3	
Other	<u>1</u>	
Total	168	29.0%
Child Abuse	1	
Contributing to Delinquency	2	
Cruelty to Animals	3	
Escape	4	
Fish & Game Violations	6	
Fugitive from Justice	4	
Habitual Offender	2	
Mental Commitment	3	
Possession/Furnishing Malt Beverage	2	
Violation of Probation	42	
Other	<u>10</u>	
Total	79	13.6%
Children in Need of Care & Supervision	15	
Juvenile Delinquents	<u>50</u>	
Total	65	11.2%
GRAND TOTAL	580	100%



BREAKDOWN OF CHARGES ADDED

<u>FELONIES</u>		<u>MISDEMEANORS</u>		<u>JUVENILE</u>		<u>MISCELLANEOUS</u>	
<u>No.</u>	<u>% of Total</u>	<u>No.</u>	<u>% of Total</u>	<u>No.</u>	<u>% of Total</u>	<u>No.</u>	<u>% of Total</u>
138	36.1%	167	43.7%	68	17.8%	9	2.4%
TOTAL CHARGES ADDED:		382					
TOTAL CLIENTS ADDED:		213					

BREAKDOWN OF CHARGES DISPOSED

<u>FELONIES</u>		<u>MISDEMEANORS</u>		<u>JUVENILE</u>		<u>MISCELLANEOUS</u>	
<u>No.</u>	<u>% of Total</u>	<u>No.</u>	<u>% of Total</u>	<u>No.</u>	<u>% of Total</u>	<u>No.</u>	<u>% of Total</u>
94	27.4%	169	49.3%	62	18.1%	18	5.2%
CHARGES PARTIALLY HANDLED:		14					
TOTAL CHARGES DISPOSED:		343					
TOTAL CLIENTS SERVED:		181					
TOTAL CHARGES PENDING 6/30/78:		132					
TOTAL CLIENTS PENDING 6/30/78:		66					

DISPOSITION RESULTS

	<u>FELONIES</u>		<u>MISDEMEANORS</u>	
	<u>No.</u>	<u>% of Total</u>	<u>No.</u>	<u>% of Total</u>
Guilty as charged	32	35.2%	77	46.4%
Guilty reduced charge	7	7.7%	4	2.4%
Not guilty	1	1.1%	1	.6%
Transfer to Juv. Court	2	2.2%	6	3.6%
Dismissed	49	53.8%	78	47.0%
Total	91	100%	166	100%
Trials	1		3	

CONVICTION RESULTS

	<u>FELONIES</u>		<u>MISDEMEANORS</u>	
	<u>No.</u>	<u>% of Total</u>	<u>No.</u>	<u>% of Total</u>
Time Served	10	31.3%	26	29.6%
Probation	13	40.6%	25	28.4%
Deferred Sentence	8	25.0%	1	1.1%
Fine Only	1	3.1%	36	40.9%
Total	32	100%	88	100%

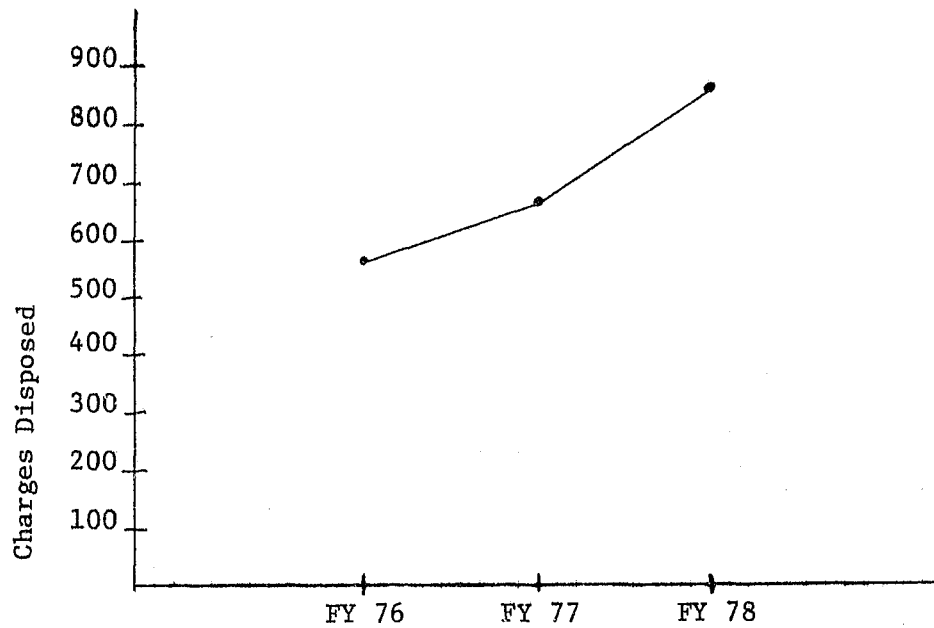
Bennington

TYPES OF CASES

<u>Felonies - Serious Crimes Against Property & Person:</u>	<u>No.</u>	<u>% of Total</u>
Arson	3	
Assault & Robbery	1	
Breaking & Entering Day	7	
Breaking & Entering Night	22	
Grand Larceny	11	
Receiving Stolen Property	2	
Unlawful Mischief	2	
Total	<u>48</u>	14.0%
<u>Felonies - Serious Crimes Against Person:</u>		
Aggravated Assault	6	
Lewd & Lascivious	4	
Murder	1	
Negligent Use of Firearms	1	
Sexual Assault	2	
Total	<u>14</u>	4.1%
<u>Felonies - Fraud:</u>		
Embezzlement	1	
Forgery	12	
Uttering Forged Instrument	4	
Total	<u>17</u>	5.0%
<u>Misdemeanors - Fraud:</u>		
Bad Check	6	
Welfare Fraud	14	
Total	<u>20</u>	5.8%
<u>Misdemeanors - Disorderly & Endangering Crimes:</u>		
Disorderly Conduct	11	
Impeding Officer	1	
Public Intoxication	11	
Reckless Endangering	2	
Simple Assault	11	
Simple Assault - Police	10	
Total	<u>46</u>	13.4%
<u>Misdemeanors - Property:</u>		
Petit Larceny	4	
Receiving Stolen Property	7	
Theft of Services	1	
Unlawful Mischief	11	
Unlawful Trespass	3	
Total	<u>26</u>	7.6%
<u>Drug Related:</u>		
Intent to Sell (Felony)	5	
Possession - Marijuana (Misdemeanor)	5	
Possession - Pills (Misdemeanor)	2	
Total	<u>12</u>	3.5%

TYPES OF CASES

<u>Motor Vehicle Offenses:</u>	<u>No.</u>	<u>% of Total</u>
Careless & Negligent .	3	
Driving to Endanger	5	
Driving License Suspended	29	
Driving While Intoxicated	8	
Elude Police Officer	5	
Leaving Scene of Accident	5	
Operating without Owner Consent	11	
Vehicular Homocide	1	
Other	<u>5</u>	
Total	72	21.0%
Accessory After Fact	1	
Accessory Before Fact	1	
Child Abuse	1	
Escape	1	
Fish and Game Violations	1	
Fugitive From Justice	6	
Mental Commitment	1	
Non-Support	2	
Sale/Possession Malt Beverage	1	
Violation of Probation	9	
Miscellaneous	<u>2</u>	
Total	26	7.6%
Children in Need of Care & Supervision	29	
Juvenile Delinquents	<u>33</u>	
Total Juvenile Cases	62	18.1%
Grand Total	343	100%



BREAKDOWN OF CHARGES ADDED

<u>FELONIES</u>		<u>MISDEMEANORS</u>		<u>JUVENILE</u>		<u>MISCELLANEOUS</u>	
No.	% of Total	No.	% of Total	No.	% of Total	No.	% of Total
135	19.0%	448	63.0%	109	15.3%	19	2.7%
TOTAL CHARGES ADDED:		711					
TOTAL CLIENTS ADDED:		458					

BREAKDOWN OF CHARGES DISPOSED

<u>FELONIES</u>		<u>MISDEMEANORS</u>		<u>JUVENILE</u>		<u>MISCELLANEOUS</u>	
No.	% of Total	No.	% of Total	No.	% of Total	No.	% of Total
187	21.6%	556	64.3%	101	11.7%	21	2.4%
CHARGES PARTIALLY HANDLED:		69					
TOTAL CHARGES DISPOSED:		865					
TOTAL CLIENTS SERVED:		528					
TOTAL CHARGES PENDING 6/30/78:		263					
TOTAL CLIENTS PENDING 6/30/78:		147					

DISPOSITION RESULTS

	<u>FELONIES</u>		<u>MISDEMEANORS</u>	
	<u>No.</u>	<u>% of Total</u>	<u>No.</u>	<u>% of Total</u>
Guilty as charged	52	30.2%	223	44.0%
Guilty reduced charge	34	19.8%	37	7.3%
Not guilty	7	4.1%	0	0
Transfer to Juv. Court	1	.6%	0	0
Dismissed	78	45.3%	247	48.7%
Total	172	100%	507	100%
Trials	7		2	

CONVICTION RESULTS

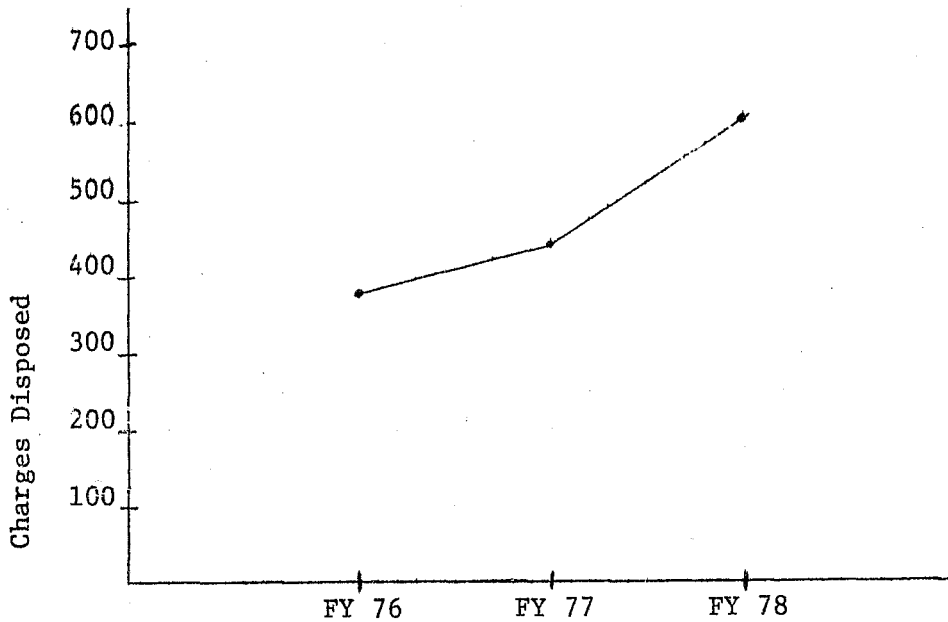
	<u>FELONIES</u>		<u>MISDEMEANORS</u>	
	<u>No.</u>	<u>% of Total</u>	<u>No.</u>	<u>% of Total</u>
Time Served	29	55.8%	48	16.3%
Probation	21	40.4%	51	17.4%
Deferred Sentence	0	0	0	0
Fine Only	2	3.8%	195	66.3%
Total	52	100%	294	100%

TYPES OF CASES

	<u>No.</u>	<u>% of Total</u>
<u>Felonies - Serious Crimes Against Property & Person:</u>		
Arson	3	
Assault & Robbery	5	
Breaking & Entering Day	11	
Breaking & Entering Night	36	
Grand Larceny	32	
Larceny From Person	1	
Possession Burglar's Tools	1	
Receiving Stolen Property	6	
Unlawful Mischief	<u>1</u>	
Total	96	11.1%
<u>Felonies - Serious Crimes Against Person:</u>		
Aggravated Assault	11	
Kidnapping	4	
Lewd & Lascivious	6	
Manslaughter	1	
Negligent Use of Firearms	1	
Sexual Assault	<u>1</u>	
Total	24	2.8%
<u>Felonies - Fraud:</u>		
False Personation	2	
False Token	26	
Forgery	4	
Uttering Forged Instrument	<u>8</u>	
Total	40	4.6%
<u>Misdemeanors - Fraud:</u>		
Bad Check	25	
False Information/Statement	3	
Welfare Fraud	<u>23</u>	
Total	51	5.9%
<u>Misdemeanors - Disorderly & Endangering Crimes:</u>		
Annoying Telephone Calls	5	
Disorderly Conduct	34	
False Alarm	2	
Impeding Officer	9	
Noise in Night	1	
Public Intoxication	1	
Reckless Endangering	2	
Simple Assault	42	
Simple Assault - Police	<u>11</u>	
Total	107	12.4%

TYPES OF CASES

	<u>No.</u>	<u>% of Total</u>
<u>Misdemeanors - Property:</u>		
Petit Larceny	25	
Receiving Stolen Property	9	
Theft of Services	7	
Unlawful Mischief	31	
Unlawful Trespass	<u>37</u>	
Total	109	12.6%
<u>Drug Related</u>		
Possession - Marijuana (Misdemeanor)	5	
Possession - Pills (Misdemeanor)	3	
Intent to Sell (Felony)	<u>12</u>	
Total	20	2.3%
<u>Motor Vehicle Offenses:</u>		
Careless & Negligent	30	
Driving to Endanger	3	
Driving License Suspended	88	
Driving While Intoxicated	107	
Eluding Police Officer	9	
Leaving Scene of Accident	14	
Operating Without Owner's Consent	<u>8</u>	
Total	259	29.9%
Accessory After Fact	1	
Escape	10	
Fish & Game Violations	19	
Fugitive From Justice	12	
Mental Commitment	2	
Non-Support	1	
Sale/Possession Malt Beverage	3	
Violation of Probation	6	
Miscellaneous	<u>4</u>	
Total	58	6.7%
Children In Need Of Care & Supervision	77	
Juvenile Delinquents	<u>24</u>	
Total Juvenile Cases	101	11.7%
Grand Total	365	100%



BREAKDOWN OF CHARGES ADDED

<u>FELONIES</u>		<u>MISDEMEANORS</u>		<u>JUVENILE</u>		<u>MISCELLANEOUS</u>	
<u>No.</u>	<u>% of Total</u>	<u>No.</u>	<u>% of Total</u>	<u>No.</u>	<u>% of Total</u>	<u>No.</u>	<u>% of Total</u>
89	19.6%	294	64.9%	62	13.7%	8	1.8%
TOTAL CHARGES ADDED:		453					
TOTAL CLIENTS ADDED:		277					

BREAKDOWN OF CHARGES DISPOSED

<u>FELONIES</u>		<u>MISDEMEANORS</u>		<u>JUVENILE</u>		<u>MISCELLANEOUS</u>	
<u>No.</u>	<u>% of Total</u>	<u>No.</u>	<u>% of Total</u>	<u>No.</u>	<u>% of Total</u>	<u>No.</u>	<u>% of Total</u>
138	22.9%	396	65.7%	59	9.8%	10	1.6%
CHARGES PARTIALLY HANDLED:				54			
TOTAL CHARGES DISPOSED:				603			
TOTAL CLIENTS SERVED:				343			
TOTAL CHARGES PENDING 6/30/78:				200			
TOTAL CLIENTS PENDING 6/30/78:				106			

DISPOSITION RESULTS

	<u>FELONIES</u>		<u>MISDEMEANORS</u>	
	<u>No.</u>	<u>% of Total</u>	<u>No.</u>	<u>% of Total</u>
Guilty as charged	40	32.0%	161	45.1%
Guilty reduced charge	23	18.4%	27	7.6%
Not guilty	6	4.8%	0	0
Transfer to Juv. Court	0	0	0	0
Dismissed	56	44.8%	169	47.3%
Total	125	100%	357	100%
Trials	6		2	

CONVICTION RESULTS

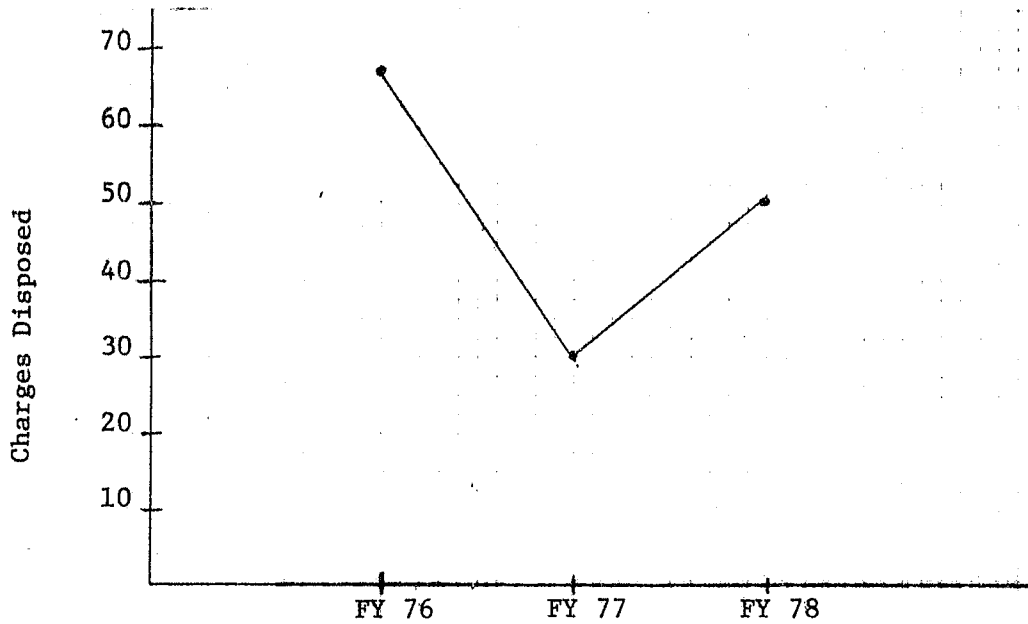
	<u>FELONIES</u>		<u>MISDEMEANORS</u>	
	<u>No.</u>	<u>% of Total</u>	<u>No.</u>	<u>% of Total</u>
Time Served	19	47.5%	37	17.5%
Probation	19	47.5%	43	20.4%
Deferred Sentence	0	0	0	0
Fine Only	2	5.0%	131	62.1%
Total	40	100%	211	100%

TYPES OF CASES

	<u>No.</u>	<u>% of Total</u>
<u>Felonies - Serious Crimes Against Property & Person:</u>		
Arson	3	
Assault & Robbery	4	
Breaking & Entering Day	7	
Breaking & Entering Night	16	
Grand Larceny	26	
Possession Burglar's Tools	1	
Receiving Stolen Property	4	
Unlawful Mischief	<u>1</u>	
Total	62	10.3%
<u>Felonies - Serious Crimes Against Person:</u>		
Aggravated Assault	8	
Kidnapping	3	
Lewd & Lascivious	5	
Negligent Use Of Firearms	1	
Sexual Assault	<u>1</u>	
Total	18	3.0%
<u>Felonies - Fraud:</u>		
False Personation	2	
False Token	23	
Forgery	4	
Uttering Forged Instrument	<u>8</u>	
Total	37	6.1%
<u>Misdemeanors - Fraud:</u>		
Bad Check	21	
False Information/Statement	3	
Welfare Fraud	<u>21</u>	
Total	45	7.5%
<u>Misdemeanors - Disorderly & Endangering Crimes:</u>		
Disturbing Peace by Telephone	3	
Disorderly Conduct	19	
False Alarm	2	
Impeding Officer	7	
Noise in Night	1	
Reckless Endangering	1	
Simple Assault	28	
Simple Assault - Police	<u>6</u>	
Total	67	11.1%

TYPES OF CASES

	<u>No.</u>	<u>% of Total</u>
<u>Misdemeanors - Property:</u>		
Petit Larceny	21	
Receiving Stolen Property	8	
Theft of Service	7	
Unlawful Mischief	23	
Unlawful Trespass	<u>24</u>	
Total	83	13.8%
<u>Drug Related:</u>		
Intent to Sell (Felony)	9	
Possession - Marijuana (Misdemeanor)	1	
Possession - Pills (Misdemeanor)	<u>3</u>	
Total	13	2.2%
<u>Motor Vehicle Offenses:</u>		
Careless & Negligent	24	
Driving to Endanger	2	
Driving Licence Suspended	50	
Driving While Intoxicated	82	
Eluding Police Officer	6	
Leaving Scene of Accident	11	
Operating without Owner Consent	<u>6</u>	
Total	181	30.0%
Accessory After Fact	1	
Escape	9	
Fish & Game Violations	16	
Fugitive From Justice	3	
Mental Commitment	2	
Non-Support	1	
Violation of Probation	4	
Miscellaneous	<u>2</u>	
Total	38	6.3%
Children in Need of Care and Supervision	44	
Juvenile Delinquency	<u>15</u>	
Total Juvenile Cases	59	9.8%
Grand Total	603	100%



BREAKDOWN OF CHARGES ADDED

<u>FELONIES</u>		<u>MISDEMEANORS</u>		<u>JUVENILE</u>		<u>MISCELLANEOUS</u>	
<u>No.</u>	<u>% of Total</u>	<u>No.</u>	<u>% of Total</u>	<u>No.</u>	<u>% of Total</u>	<u>No.</u>	<u>% of Total</u>
7	13.0%	29	53.7%	13	24.1%	5	9.2%
TOTAL CHARGES ADDED:		54					
TOTAL CLIENTS ADDED:		29					

BREAKDOWN OF CHARGES DISPOSED

<u>FELONIES</u>		<u>MISDEMEANORS</u>		<u>JUVENILE</u>		<u>MISCELLANEOUS</u>	
<u>No.</u>	<u>% of Total</u>	<u>No.</u>	<u>% of Total</u>	<u>No.</u>	<u>% of Total</u>	<u>No.</u>	<u>% of Total</u>
4	7.8%	33	64.7%	8	15.7%	6	11.8%
CHARGES PARTIALLY HANDLED:		6					
TOTAL CHARGES DISPOSED:		51					
TOTAL CLIENTS SERVED:		28					
TOTAL CHARGES PENDING 6/30/78:		13					
TOTAL CLIENTS PENDING 6/30/78:		9					

DISPOSITION RESULTS

	<u>FELONIES</u>		<u>MISDEMEANORS</u>	
	<u>No.</u>	<u>% of Total</u>	<u>No.</u>	<u>% of Total</u>
Guilty as charged	1	25.0%	5	17.9%
Guilty reduced charge	1	25.0%	2	7.1%
Not guilty	0	0	0	0
Transfer to Juv. Court	0	0	0	0
Dismissed	2	50.0%	21	75.0%
Total	4	100%	28	100%
Trials	0		0	

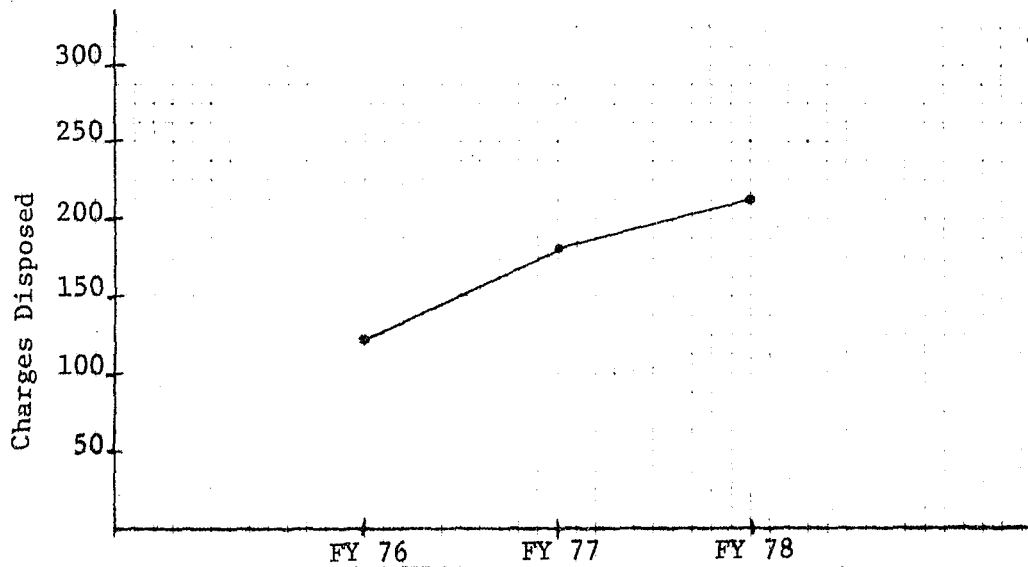
CONVICTION RESULTS

	<u>FELONIES</u>		<u>MISDEMEANORS</u>	
	<u>No.</u>	<u>% of Total</u>	<u>No.</u>	<u>% of Total</u>
Time Served	1	100%	1	12.5%
Probation	0	0	5	62.5%
Deferred Sentence	0	0	0	0
Fine Only	0	0	2	25.0%
Total	1	100%	8	100%

Essex

TYPES OF CASES

	<u>No.</u>	<u>% of Total</u>
<u>Felonies - Serious Crimes Against Property & Person:</u>		
Breaking & Entering Night	1	
Grand Larceny	1	
Larceny From Person	$\frac{1}{3}$	
Total	3	5.9%
<u>Felonies - Serious Crimes Against Person:</u>		
Kidnapping	1	2.0%
<u>Misdemeanors - Fraud:</u>		
Welfare Fraud	2	3.9%
<u>Misdemeanors - Disorderly & Endangering Crimes:</u>		
Disorderly Conduct	2	
Simple Assault	9	
Simple Assault - Police Officer	3	
Total	14	27.5%
<u>Misdemeanors - Property:</u>		
Unlawful Mischief	3	
Unlawful Trespass	6	
Total	9	17.6%
<u>Motor Vehicle Offenses</u>		
Careless & Negligent	1	
Driving While License Suspended	4	
Eluding Police Officer	1	
Operating Without Owner's Consent	1	
Reckless Driving	$\frac{1}{8}$	
Total	8	15.7%
Fugitive from Justice	5	
Violation of Probation	$\frac{1}{6}$	
Total	6	11.8%
Children in Need of Care and Supervision	4	
Juvenile Delinquents	$\frac{4}{8}$	
Total	8	15.7%
GRAND TOTAL	51	100%



BREAKDOWN OF CHARGES ADDED

<u>FELONIES</u>		<u>MISDEMEANORS</u>		<u>JUVENILE</u>		<u>MISCELLANEOUS</u>	
<u>No.</u>	<u>% of Total</u>	<u>No.</u>	<u>% of Total</u>	<u>No.</u>	<u>% of Total</u>	<u>No.</u>	<u>% of Total</u>
39	19.1%	125	61.3%	34	16.7%	6	2.9%
TOTAL CHARGES ADDED:		204					
TOTAL CLIENTS ADDED:		152					

BREAKDOWN OF CHARGES DISPOSED

<u>FELONIES</u>		<u>MISDEMEANORS</u>		<u>JUVENILE</u>		<u>MISCELLANEOUS</u>	
<u>No.</u>	<u>% of Total</u>	<u>No.</u>	<u>% of Total</u>	<u>No.</u>	<u>% of Total</u>	<u>No.</u>	<u>% of Total</u>
45	21.3%	127	60.2%	34	16.1%	5	2.4%
CHARGES PARTIALLY HANDLED:		9					
TOTAL CHARGES DISPOSED:		211					
TOTAL CLIENTS SERVED:		157					
TOTAL CHARGES PENDING 6/30/78:		50					
TOTAL CLIENTS PENDING 6/30/78:		32					

Orleans

DISPOSITION RESULTS

	<u>FELONIES</u>		<u>MISDEMEANORS</u>	
	<u>No.</u>	<u>% of Total</u>	<u>No.</u>	<u>% of Total</u>
Guilty as charged	11	25.6%	57	46.7%
Guilty reduced charge	10	23.3%	8	6.6%
Not guilty	1	2.3%	0	0
Transfer to Juv. Court	1	2.3%	0	0
Dismissed	20	46.5%	57	46.7%
Total	43	100%	122	100%
Trials	1		0	

CONVICTION RESULTS

	<u>FELONIES</u>		<u>MISDEMEANORS</u>	
	<u>No.</u>	<u>% of Total</u>	<u>No.</u>	<u>% of Total</u>
Time Served	9	81.8%	10	13.3%
Probation	2	18.2%	3	4.0%
Deferred Sentence	0	0	0	0
Fine Only	0	0	62	82.7%
Total	11	100%	75	100%

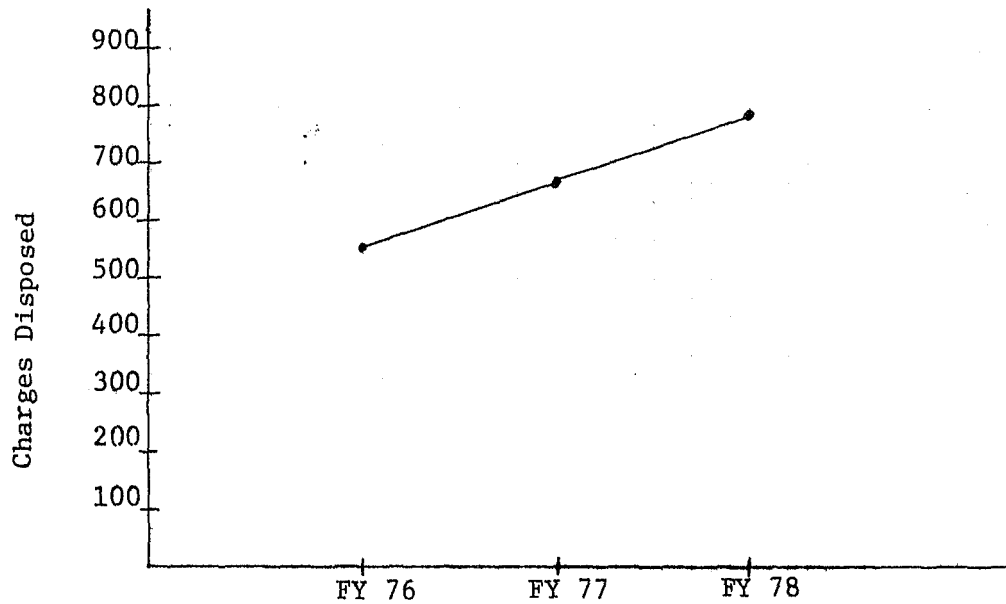
TYPES OF CASES

	<u>No.</u>	<u>% of Total</u>
<u>Felonies - Serious Crimes Against Property & Person:</u>		
Assault & Robbery	1	
Breaking & Entering Day	4	
Breaking & Entering Night	19	
Grand Larceny	5	
Receiving Stolen Property	<u>2</u>	
Total	31	14.7%
<u>Felonies - Serious Crimes Against Person:</u>		
Aggravated Assault	3	
Lewd & Lascivious	1	
Manslaughter	<u>1</u>	
Total	5	2.4%
<u>Felonies - Fraud:</u>		
False Token	3	1.4%
<u>Misdemeanors - Fraud:</u>		
Bad Check	4	1.9%
<u>Misdemeanors - Disorderly & Endangering Crimes:</u>		
Disorderly Conduct	13	
Disturbing Peace By Telephone	2	
Impeding Police Officer	2	
Public Intoxication	1	
Reckless Endangering	1	
Simple Assault	5	
Simple Assault - Police Officer	<u>2</u>	
Total	26	12.3%
<u>Misdemeanors - Property:</u>		
Petit Larceny	4	
Receiving Stolen Property	1	
Unlawful Mischief	5	
Unlawful Trespass	<u>7</u>	
Total	17	8.1%
<u>Drug Related:</u>		
Intent To Sell (Felony)	3	
Possession - Marijuana (Misdemeanor)	<u>4</u>	
Total	7	3.3%
<u>Motor Vehicle Offenses:</u>		
Careless & Negligent	5	
Driving License Suspended	34	
Driving While Intoxicated	25	
Eluding Police Officer	2	

Orleans

TYPES OF CASES

	<u>No.</u>	<u>% of Total</u>
Leaving Scene of Accident	3	
Operating without Owner Consent	<u>1</u>	
Total	70	33.2%
Escape	1	
Fish and Game Violations	3	
Fugitive From Justice	4	
Miscellaneous	2	
Possession/Furnishing Malt Beverage	3	
Violation of Probation	<u>1</u>	
Total	14	6.6%
Children In Need Of Care And Supervision	29	
Juvenile Delinquents	<u>5</u>	
Total	34	16.1%
GRAND TOTAL	211	100%



BREAKDOWN OF CHARGES ADDED

<u>FELONIES</u>		<u>MISDEMEANORS</u>		<u>JUVENILE</u>		<u>MISCELLANEOUS</u>	
<u>No.</u>	<u>% of Total</u>	<u>No.</u>	<u>% of Total</u>	<u>No.</u>	<u>% of Total</u>	<u>No.</u>	<u>% of Total</u>
216	25.2%	527	61.5%	71	8.3%	43	5.0%
TOTAL CHARGES ADDED:		857					
TOTAL CLIENTS ADDED:		647					

BREAKDOWN OF CHARGES DISPOSED

<u>FELONIES</u>		<u>MISDEMEANORS</u>		<u>JUVENILE</u>		<u>MISCELLANEOUS</u>	
<u>No.</u>	<u>% of Total</u>	<u>No.</u>	<u>% of Total</u>	<u>No.</u>	<u>% of Total</u>	<u>No.</u>	<u>% of Total</u>
177	22.3%	488	61.6%	79	10.0%	48	6.1%
CHARGES PARTIALLY HANDLED:		86					
TOTAL CHARGES DISPOSED:		792					
TOTAL CLIENTS SERVED:		571					
TOTAL CHARGES PENDING 6/30/78:		178					
TOTAL CLIENTS PENDING 6/30/78:		148					

Chittenden

DISPOSITION RESULTS

	<u>FELONIES</u>		<u>MISDEMEANORS</u>	
	<u>No.</u>	<u>% of Total</u>	<u>No.</u>	<u>% of Total</u>
Guilty as charged	69	50.0%	209	47.4%
Guilty reduced charge	40	29.0%	61	13.8%
Not guilty	1	.7%	2	.5%
Transfer to Juv. Court	5	3.6%	5	1.1%
Dismissed	23	16.7%	164	37.2%
Total	138	100%	441	100%
Trials	4		8	

CONVICTION RESULTS

	<u>FELONIES</u>		<u>MISDEMEANORS</u>	
	<u>No.</u>	<u>% of Total</u>	<u>No.</u>	<u>% of Total</u>
Time Served	42	60.9%	79	25.5%
Probation	22	31.9%	122	39.4%
Deferred Sentence	5	7.2%	6	1.9%
Fine Only	0	0	103	33.2%
Total	69	100%	310	100%

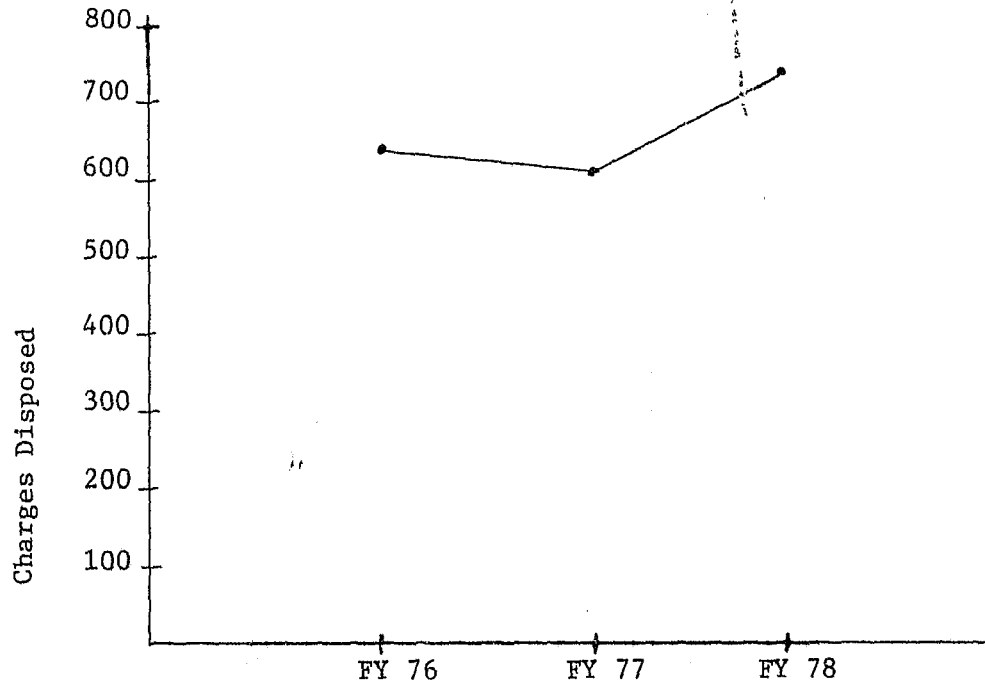
TYPES OF CASES

	<u>No.</u>	<u>% of Total</u>
<u>Felonies - Serious Crimes Against Property & Person:</u>		
Arson	4	
Assault & Robbery	5	
Breaking & Entering Day	18	
Breaking & Entering Night	38	
Grand Larceny	21	
Larceny From Person	1	
Receiving Stolen Property	<u>17</u>	
Total	104	13.1%
<u>Felonies - Serious Crimes Against Person:</u>		
Aggravated Assault	11	
Lewd & Lascivious	4	
Sexual Assault	<u>1</u>	
Total	16	2.0%
<u>Felonies - Fraud:</u>		
Embezzlement	2	
False Personation	3	
False Token	13	
Uttering Forged Instrument	<u>22</u>	
Total	40	5.1%
<u>Misdemeanors - Fraud:</u>		
Bad Check	14	
False Information/Statement	2	
Welfare Fraud	<u>9</u>	
Total	25	3.2%
<u>Misdemeanors - Disorderly & Endangering Crimes:</u>		
Disorderly Conduct	113	
Disturbing Peace By Telephone	2	
False Alarm	2	
Public Intoxication	3	
Reckless Endangering	2	
Simple Assault	22	
Simple Assault - Police Officer	<u>10</u>	
Total	154	19.4%
<u>Misdemeanors - Property:</u>		
Petit Larceny	35	
Receiving Stolen Property	8	
Theft of Services	14	
Unlawful Mischief	21	
Unlawful Trespass	<u>27</u>	
Total	105	13.3%

Chittenden .

TYPES OF CASES

	<u>No.</u>	<u>% of Total</u>
<u>Drug Related:</u>		
Fraud to Procure Drugs (Misdemeanor)	3	
Intent to Sell (Felony)	9	
Possession of Marijuana (Misdemeanor)	<u>3</u>	
Total	15	1.9%
<u>Motor Vehicle Offenses:</u>		
Careless & Negligent	22	
Driving License Suspended	70	
Driving While Intoxicated	48	
Elude Police Officer	7	
Leaving Scene of Accident	12	
Operating without Owner Consent	23	
Other	1	
Total	<u>183</u>	23.1%
Child Abuse	1	
Contributing to Delinquency	1	
Escape	8	
Fugitive From Justice	9	
Mental Commitment	1	
Non-Support	1	
Violation of Probation	36	
Miscellaneous	<u>14</u>	
Total	71	9.0%
Children In Need Of Care and Supervision	45	
Juvenile Delinquents	<u>34</u>	
Total	79	10.0%
GRAND TOTAL	792	100%

BREAKDOWN OF CHARGES ADDED

<u>FELONIES</u>		<u>MISDEMEANORS</u>		<u>JUVENILE</u>		<u>MISCELLANEOUS</u>	
<u>No.</u>	<u>% of Total</u>	<u>No.</u>	<u>% of Total</u>	<u>No.</u>	<u>% of Total</u>	<u>No.</u>	<u>% of Total</u>
157	20.8%	480	63.5%	71	9.4%	48	6.3%
TOTAL CHARGES ADDED:		756					
TOTAL CLIENTS ADDED:		472					

BREAKDOWN OF CHARGES DISPOSED

<u>FELONIES</u>		<u>MISDEMEANORS</u>		<u>JUVENILE</u>		<u>MISCELLANEOUS</u>	
<u>No.</u>	<u>% of Total</u>	<u>No.</u>	<u>% of Total</u>	<u>No.</u>	<u>% of Total</u>	<u>No.</u>	<u>% of Total</u>
145	19.4%	478	63.8%	76	10.1%	50	6.7%
CHARGES PARTIALLY HANDLED:		59					
TOTAL CHARGES DISPOSED:		749					
TOTAL CLIENTS SERVED:		462					
TOTAL CHARGES PENDING 6/30/78:		200					
TOTAL CLIENTS PENDING 6/30/78:		105					

DISPOSITION RESULTS

	<u>FELONIES</u>		<u>MISDEMEANORS</u>	
	<u>No.</u>	<u>% of Total</u>	<u>No.</u>	<u>% of Total</u>
Guilty as charged	38	29.4%	215	49.4%
Guilty reduced charge	48	37.2%	22	5.1%
Not guilty	1	.8%	13	3.0%
Transfer to Juv. Court	2	1.6%	5	1.1%
Dismissed	40	31.0%	180	41.4%
Total	129	100%	435	100%
Trials	2		15	

CONVICTION RESULTS

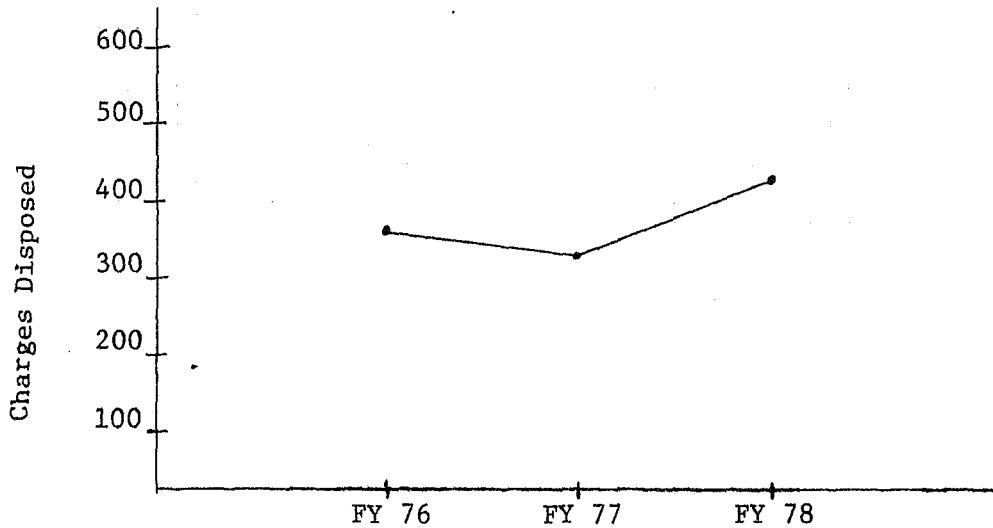
	<u>FELONIES</u>		<u>MISDEMEANORS</u>	
	<u>No.</u>	<u>% of Total</u>	<u>No.</u>	<u>% of Total</u>
Time Served	19	48.7%	80	28.2%
Probation	12	30.8%	110	38.7%
Deferred Sentence	7	17.9%	4	1.4%
Fine Only	1	2.6%	90	31.7%
Total	39	100%	284	100%

TYPES OF CASES

	<u>No.</u>	<u>% of Total</u>
<u>Felonies - Serious Crimes Against Property & Person:</u>		
Arson	3	
Assault	1	
Breaking & Entering Day	15	
Breaking & Entering Night	20	
Grand Larceny	31	
Receiving Stolen Property	12	
Theft of Realty	<u>1</u>	
Total	83	11.1%
<u>Felonies - Serious Crimes Against Person:</u>		
Aggravated Assault	6	
Lewd & Lascivious	5	
Sexual Assault	<u>3</u>	
Total	14	1.9%
<u>Felonies - Fraud:</u>		
Embezzlement	2	
False Personation	5	
False Token	14	
Forgery	11	
Uttering Forged Instrument	<u>9</u>	
Total	41	5.5%
<u>Misdemeanors - Fraud:</u>		
Bad Check	44	
False Report	2	
Welfare Fraud	<u>36</u>	
Total	82	10.9%
<u>Misdemeanors - Disorderly & Endangering Crimes:</u>		
Disorderly Conduct	39	
Noise in Night	3	
Public Intoxication	34	
Reckless Endangering	4	
Simple Assault	42	
Simple Assault - Police Officer	<u>10</u>	
Total	132	17.6%
<u>Misdemeanors - Property:</u>		
Petit Larceny	43	
Receiving Stolen Property	10	
Theft of Services	3	
Unlawful Mischief	27	
Unlawful Trespass	<u>11</u>	
Total	94	12.6%

TYPES OF CASES

	<u>No.</u>	<u>% of Total</u>
<u>Drug Related:</u>		
Intent to Sell (Felony)	1	
Possession of Marijuana (Misdemeanor)	<u>2</u>	
Total	3	.4%
<u>Motor Vehicle Offenses:</u>		
Careless & Negligent	17	
Driving License Suspended	58	
Driving while Intoxicated	45	
Elude Police Officer	8	
Leaving Scene of Accident	8	
Operating Without Owner's Consent	<u>16</u>	
Total	152	20.3%
Accessory Before Fact	1	
Contempt	1	
Contributing to Delinquency	1	
Escape	6	
Fish & Game Violations	4	
Fugitive From Justice	6	
Sale/Possession Malt Beverage	8	
Violation of Probation	39	
Miscellaneous	<u>6</u>	
Total	72	9.6%
Children In Need Of Care And Supervision	53	
Juvenile Delinquents	<u>23</u>	
Total	76	10.1%
Grand Total	749	100%



BREAKDOWN OF CHARGES ADDED

<u>FELONIES</u>		<u>MISDEMEANORS</u>		<u>JUVENILE</u>		<u>MISCELLANEOUS</u>	
<u>No.</u>	<u>% of Total</u>	<u>No.</u>	<u>% of Total</u>	<u>No.</u>	<u>% of Total</u>	<u>No.</u>	<u>% of Total</u>
88	17.3%	344	67.7%	49	9.6%	27	5.4%
TOTAL CHARGES ADDED:		508					
TOTAL CLIENTS ADDED:		311					

BREAKDOWN OF CHARGES DISPOSED

<u>FELONIES</u>		<u>MISDEMEANORS</u>		<u>JUVENILE</u>		<u>MISCELLANEOUS</u>	
<u>No.</u>	<u>% of Total</u>	<u>No.</u>	<u>% of Total</u>	<u>No.</u>	<u>% of Total</u>	<u>No.</u>	<u>% of Total</u>
66	15.3%	288	67.0%	50	11.6%	26	6.1%
CHARGES PARTIALLY HANDLED:		34					
TOTAL CHARGES DISPOSED:		430					
TOTAL CLIENTS SERVED:		259					
TOTAL CHARGES PENDING 6/30/78:		142					
TOTAL CLIENTS PENDING 6/30/78:		72					

DISPOSITION RESULTS

	<u>FELONIES</u>		<u>MISDEMEANORS</u>	
	<u>No.</u>	<u>% of Total</u>	<u>No.</u>	<u>% of Total</u>
Guilty as charged	18	30.0%	135	51.9%
Guilty reduced charge	29	48.3%	15	5.8%
Not guilty	1	1.7%	7	2.7%
Transfer to Juv. Court	2	3.3%	2	.8%
Dismissed	10	16.7%	101	38.8%
Total	60	100%	260	100%
Trials	2		9	

CONVICTION RESULTS

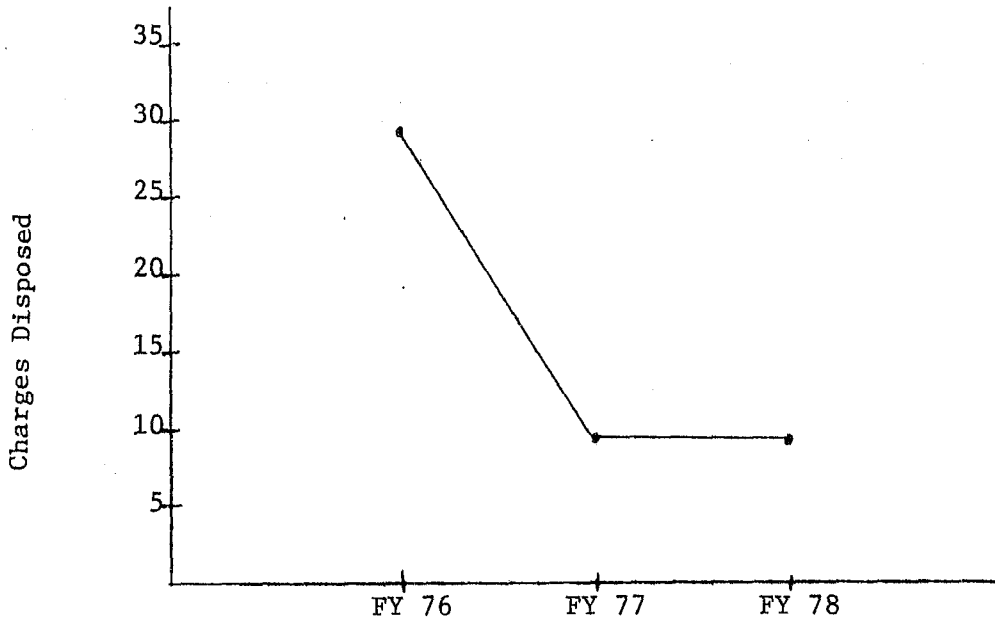
	<u>FELONIES</u>		<u>MISDEMEANORS</u>	
	<u>No.</u>	<u>% of Total</u>	<u>No.</u>	<u>% of Total</u>
Time Served	10	52.6%	49	27.5%
Probation	4	21.1%	70	39.3%
Deferred Sentence	5	26.3%	3	1.7%
Fine Only	0	0	56	31.5%
Total	19	100%	178	100%

TYPES OF CASES

	<u>No.</u>	<u>% of Total</u>
<u>Felonies - Serious Crimes Against Property & Person:</u>		
Arson	2	
Assault & Robbery	1	
Breaking & Entering Day	5	
Breaking & Entering Night	12	
Grand Larceny	10	
Receiving Stolen Property	7	
Total	<u>37</u>	8.6%
<u>Felonies - Serious Crimes Against Person:</u>		
Aggravated Assault	6	
Lewd & Lascivious	4	
Sexual Assault	3	
Total	<u>13</u>	3.0%
<u>Felonies - Fraud:</u>		
False Token	3	
Forgery	7	
Uttering Forged Instrument	3	
Total	<u>13</u>	3.0%
<u>Misdemeanors - Fraud:</u>		
Bad Check	21	
False Report/Information	2	
Welfare Fraud	17	
Total	<u>40</u>	9.3%
<u>Misdemeanors - Disorderly & Endangering Crimes:</u>		
Disorderly Conduct	32	
Noise in Night	1	
Public Intoxication	23	
Reckless Endangering	1	
Simple Assault	32	
Simple Assault - Police Officer	6	
Total	<u>95</u>	22.1%
<u>Misdemeanors - Property:</u>		
Petit Larceny	21	
Receiving Stolen Property	2	
Unlawful Mischief	18	
Unlawful Trespass	7	
Total	<u>48</u>	11.2%
<u>Drug Related:</u>		
Intent to Sell (Felony)	1	
Possession of Marijuana (Misdemeanor)	2	
Total	<u>3</u>	.7%

TYPES OF CASES

	<u>No.</u>	<u>% of Total</u>
<u>Motor Vehicle Offenses:</u>		
Careless & Negligent	8	
Driving License Suspended	35	
Driving While Intoxicated	29	
Elude Police Officer	5	
Leaving Scene of Accident	2	
Operating Without Owners Consent	<u>10</u>	
Total	89	20.7%
Contributing to Delinquency	1	
Escape	6	
Fish & Game Violations	1	
Fugitive From Justice	4	
Possession/Furnishing Malt Beverage	8	
Violation of Probation	20	
Miscellaneous	<u>2</u>	
Total	42	9.8%
Children In Need Of Care And Supervision	38	
Juvenile Delinquents	<u>12</u>	
Total	50	11.6%
GRAND TOTAL	430	100%



BREAKDOWN OF CHARGES ADDED

<u>FELONIES</u>		<u>MISDEMEANORS</u>		<u>JUVENILE</u>		<u>MISCELLANEOUS</u>	
<u>No.</u>	<u>% of Total</u>	<u>No.</u>	<u>% of Total</u>	<u>No.</u>	<u>% of Total</u>	<u>No.</u>	<u>% of Total</u>
3	50.0%	2	33.3%	1	16.7%	0	0
TOTAL CHARGES ADDED:		6					
TOTAL CLIENTS ADDED:		6					

BREAKDOWN OF CHARGES DISPOSED

<u>FELONIES</u>		<u>MISDEMEANORS</u>		<u>JUVENILE</u>		<u>MISCELLANEOUS</u>	
<u>No.</u>	<u>% of Total</u>	<u>No.</u>	<u>% of Total</u>	<u>No.</u>	<u>% of Total</u>	<u>No.</u>	<u>% of Total</u>
4	44.4%	4	44.4%	0	0	1	11.2%
CHARGES PARTIALLY HANDLED:		0					
TOTAL CHARGES DISPOSED:		9					
TOTAL CLIENTS SERVED:		7					
TOTAL CHARGES PENDING 6/30/78:		1					
TOTAL CLIENTS PENDING 6/30/78:		1					

DISPOSITION RESULTS

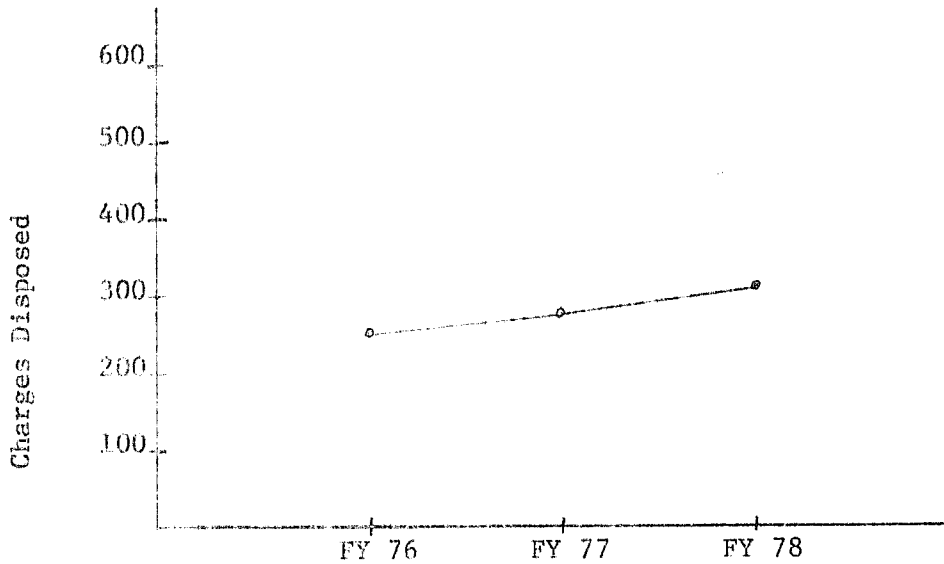
	<u>FELONIES</u>		<u>MISDEMEANORS</u>	
	<u>No.</u>	<u>% of Total</u>	<u>No.</u>	<u>% of Total</u>
Guilty as charged	1	25%	1	25%
Guilty reduced charge	3	75%	0	0
Not guilty	0	0	0	0
Transfer to Juv. Court	0	0	0	0
Dismissed	0	0	3	75%
Total	<u>4</u>	<u>100%</u>	<u>4</u>	<u>100%</u>
Trials	0		0	

CONVICTION RESULTS

	<u>FELONIES</u>		<u>MISDEMEANORS</u>	
	<u>No.</u>	<u>% of Total</u>	<u>No.</u>	<u>% of Total</u>
Time Served	0	0	2	50%
Probation	0	0	0	0
Deferred Sentence	0	0	1	25%
Fine Only	1	100%	1	25%
Total	<u>1</u>	<u>100%</u>	<u>4</u>	<u>100%</u>

TYPES OF CASES

	<u>No.</u>	<u>% of Total</u>
<u>Felonies - Serious Crimes Against Property & Person:</u>		
Breaking & Entering Day	1	
Breaking & Entering Night	3	
Total	4	44.4%
<u>Misdemeanors - Disorderly & Endangering Crimes:</u>		
Disorderly Conduct	1	11.1%
<u>Motor Vehicle Offenses:</u>		
Driving License Suspended	1	
Elude Police Officer	1	
Operating Without Owner's Consent	1	
Total	3	33.3%
Violation of Probation	1	11.1%
GRAND TOTAL	9	100%



BREAKDOWN OF CHARGES ADDED

<u>FELONIES</u>		<u>MISDEMEANORS</u>		<u>JUVENILE</u>		<u>MISCELLANEOUS</u>	
<u>No.</u>	<u>% of Total</u>	<u>No.</u>	<u>% of Total</u>	<u>No.</u>	<u>% of Total</u>	<u>No.</u>	<u>% of Total</u>
66	27.3%	134	55.3%	21	8.7%	21	8.7%
TOTAL CHARGES ADDED:		242					
TOTAL CLIENTS ADDED:		155					

BREAKDOWN OF CHARGES DISPOSED

<u>FELONIES</u>		<u>MISDEMEANORS</u>		<u>JUVENILE</u>		<u>MISCELLANEOUS</u>	
<u>No.</u>	<u>% of Total</u>	<u>No.</u>	<u>% of Total</u>	<u>No.</u>	<u>% of Total</u>	<u>No.</u>	<u>% of Total</u>
75	24.2%	186	60.0%	26	8.4%	23	7.4%
CHARGES PARTIALLY HANDLED:		25					
TOTAL CHARGES DISPOSED:		310					
TOTAL CLIENTS SERVED:		196					
TOTAL CHARGES PENDING 6/30/78:		57					
TOTAL CLIENTS PENDING 6/30/78:		32					

DISPOSITION RESULTS

	<u>FELONIES</u>		<u>MISDEMEANORS</u>	
	<u>No.</u>	<u>% of Total</u>	<u>No.</u>	<u>% of Total</u>
Guilty as charged	19	29.2%	79	46.2%
Guilty reduced charge	16	24.6%	7	4.1%
Not guilty	0	0	6	3.5%
Transfer to Juv. Court	0	0	3	1.8%
Dismissed	30	46.2%	76	44.4%
Total	65	100%	171	100%
Trials	0		6	

CONVICTION RESULTS

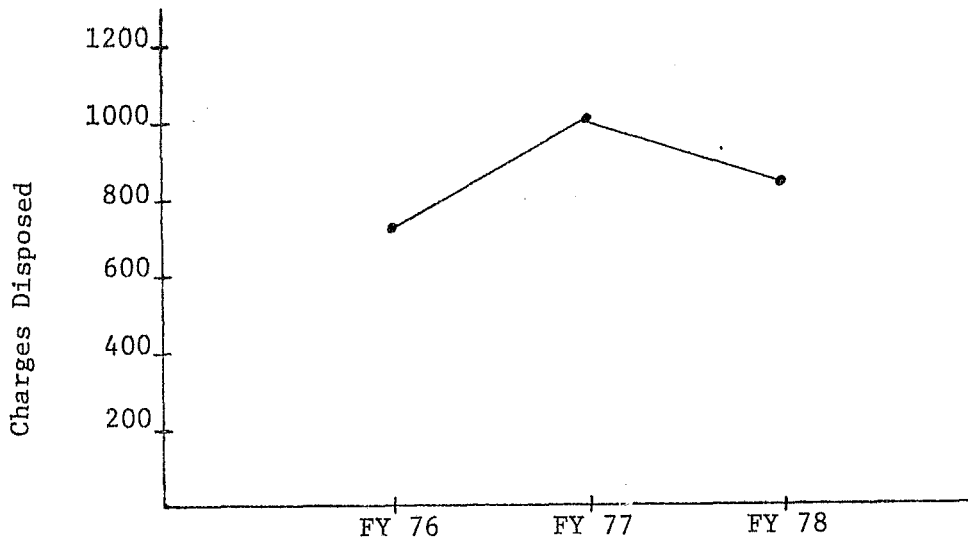
	<u>FELONIES</u>		<u>MISDEMEANORS</u>	
	<u>No.</u>	<u>% of Total</u>	<u>No.</u>	<u>% of Total</u>
Time Served	9	47.4%	29	28.4%
Probation	8	42.1%	40	39.2%
Deferred Sentence	2	10.5%	0	0
Fine Only	0	0	33	32.4%
Total	19	100%	102	100%

TYPES OF CASES

	<u>No.</u>	<u>% of Cases</u>
<u>Felonies - Serious Crimes Against Property & Person:</u>		
Arson	1	
Breaking & Entering Day	7	
Breaking & Entering Night	7	
Grand Larceny	21	
Receiving Stolen Property	5	
Theft of Realty	<u>1</u>	
Total	42	13.5%
<u>Felonies - Serious Crimes Against Person:</u>		
Lewd & Lascivious	1	.3%
<u>Felonies - Fraud:</u>		
Embezzlement	2	
False Personation	5	
False Token	11	
Forgery	4	
Uttering Forged Instrument	<u>6</u>	
Total	28	9.0%
<u>Misdemeanors - Fraud:</u>		
Bad Check	23	
Welfare Fraud	<u>19</u>	
Total	42	13.5%
<u>Misdemeanors - Disorderly & Endangering Crimes:</u>		
Disorderly Conduct	6	
Noise In Night	2	
Public Intoxication	11	
Reckless Endangering	3	
Simple Assault	10	
Simple Assault-Police Officer	<u>4</u>	
Total	36	11.6%
<u>Misdemeanors - Property:</u>		
Petit Larceny	22	
Receiving Stolen Property	8	
Theft of Services	3	
Unlawful Mischief	9	
Unlawful Trespass	<u>4</u>	
Total	46	14.8%
<u>Motor Vehicle Offenses:</u>		
Careless & Negligent	9	
Driving License Suspended	22	
Driving While Intoxicated	16	
Elope Police Officer	2	
Leaving Scene of Accident	6	

TYPES OF CASES

	<u>No.</u>	<u>% of Total</u>
Operating Without Owner's Consent	<u>5</u>	
Total	60	19.4%
Accessory Before Fact	1	
Contempt	1	
Fish & Game Violations	3	
Fugitive From Justice	2	
Violation of Probation	18	
Miscellaneous	<u>4</u>	
Total	29	9.4%
Children In Need Of Care And Supervision	15	
Juvenile Delinquents	<u>11</u>	
Total	26	8.4%
GRAND TOTAL	310	100%



BREAKDOWN OF CHARGES ADDED

<u>FELONIES</u>		<u>MISDEMEANORS</u>		<u>JUVENILE</u>		<u>MISCELLANEOUS</u>	
<u>No.</u>	<u>% of Total</u>	<u>No.</u>	<u>% of Total</u>	<u>No.</u>	<u>% of Total</u>	<u>No.</u>	<u>% of Total</u>
162	22.1%	434	59.3%	93	12.7%	43	5.9%
TOTAL CHARGES ADDED:		732					
TOTAL CLIENTS ADDED:		446					

BREAKDOWN OF CHARGES DISPOSED

<u>FELONIES</u>		<u>MISDEMEANORS</u>		<u>JUVENILE</u>		<u>MISCELLANEOUS</u>	
<u>No.</u>	<u>% of Total</u>	<u>No.</u>	<u>% of Total</u>	<u>No.</u>	<u>% of Total</u>	<u>No.</u>	<u>% of Total</u>
195	23.0%	523	61.5%	115	13.5%	17	2.0%
CHARGES PARTIALLY HANDLED:		25					
TOTAL CHARGES DISPOSED:		850					
TOTAL CLIENTS SERVED:		532					
TOTAL CHARGES PENDING 6/30/78:		231					
TOTAL CLIENTS PENDING 6/30/78:		103					

DISPOSITION RESULTS

	<u>FELONIES</u>		<u>MISDEMEANORS</u>	
	<u>No.</u>	<u>% of Total</u>	<u>No.</u>	<u>% of Total</u>
Guilty as charged	63	35.6%	227	44.0%
Guilty reduced charge	36	20.3%	42	8.1%
Not guilty	0	0	3	.6%
Transfer to Juv. Court	6	3.4%	4	.8%
Dismissed	72	40.7%	240	46.5%
Total	177	100%	516	100%
Trials	3		7	

CONVICTION RESULTS

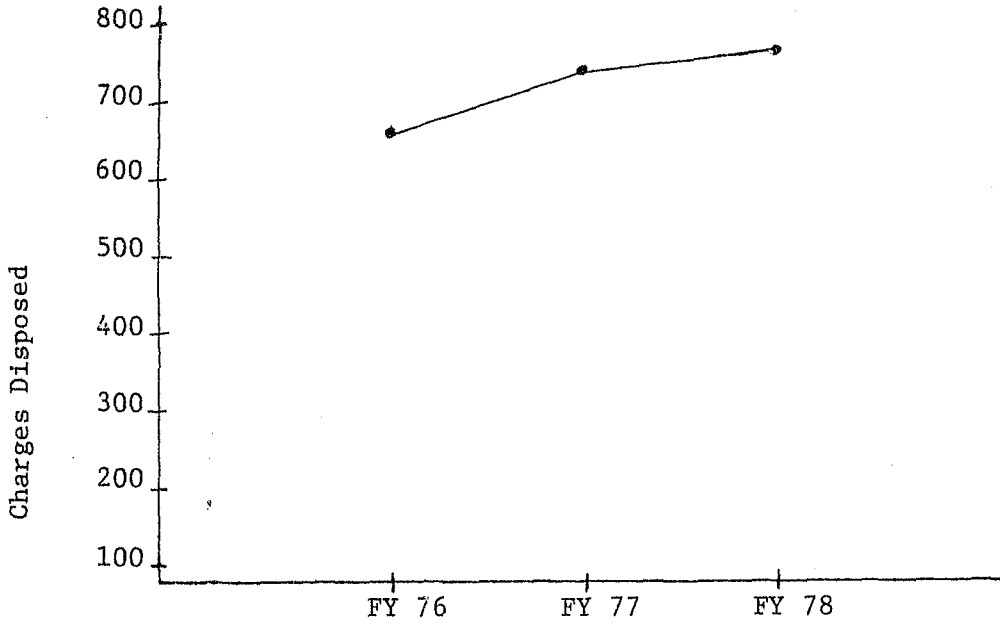
	<u>FELONIES</u>		<u>MISDEMEANORS</u>	
	<u>No.</u>	<u>% of Total</u>	<u>No.</u>	<u>% of Total</u>
Time Served	27	40.3%	49	16.3%
Probation	27	40.3%	109	36.2%
Deferred Sentence	12	17.9%	19	6.3%
Fine Only	1	1.5%	124	41.2%
Total	67	100%	301	100%

TYPES OF CASES

	<u>No.</u>	<u>% of Total</u>
<u>Felonies - Serious Crimes Against Property & Person:</u>		
Assault & Robbery	3	
Breaking & Entering Day	20	
Breaking & Entering Night	35	
Grand Larceny	35	
Possession Burglar's Tools	1	
Receiving Stolen Property	8	
Unlawful Mischief	<u>1</u>	
Total	103	12.1%
<u>Felonies - Serious Crimes Against Person:</u>		
Aggravated Assault	6	
Lewd & Lascivious	18	
Murder	2	
Sexual Assault	<u>3</u>	
Total	29	3.4%
<u>Felonies - Fraud:</u>		
Embezzlement	11	
False Token	21	
Forgery	15	
Uttering Forged Instrument	<u>1</u>	
Total	48	5.6%
<u>Misdemeanors - Fraud:</u>		
Bad Check	40	
False Information/Statement	5	
Welfare Fraud	<u>33</u>	
Total	78	9.2%
<u>Misdemeanors - Disorderly & Endangering Crimes:</u>		
Disturbing Peace By Telephone	3	
Disorderly Conduct	57	
Impeding Police Officer	1	
Noise In Night	2	
Public Intoxication	16	
Reckless Endangering	7	
Simple Assault	<u>23</u>	
Total	109	12.8%
<u>Misdemeanors - Property:</u>		
Petit Larceny	57	
Receiving Stolen Property	6	
Theft of Services	4	
Unlawful Mischief	23	
Unlawful Trespass	<u>10</u>	
Total	100	11.8%

TYPES OF CASES

	<u>No.</u>	<u>% of Total</u>
<u>Drug Related:</u>		
Fraud to Procure Drugs (Misdemeanor)	1	
Intent to Sell (Felony)	5	
Possession of Marijuana (Misdemeanor)	<u>6</u>	
Total	12	1.4%
<u>Motor Vehicle Offenses:</u>		
Careless & Negligent	25	
Driving to Endanger	2	
Driving License Suspended	83	
Driving While Intoxicated	49	
Eluding Police Officer	5	
Leaving Scene of Accident	10	
Operating without Owner's Consent	12	
Other	<u>5</u>	
Total	191	22.5%
Child Abuse	1	
Contributing to Delinquency	3	
Escape	6	
Fail to Pay Wages	3	
Fish & Game Violations	9	
Fugitive From Justice	6	
Possession/Furnishing Malt Beverage	14	
Mental Commitment	6	
Violation of Probation	3	
Miscellaneous	<u>14</u>	
Total	65	7.6%
Children In Need Of Care And Supervision	64	
Juvenile Delinquents	<u>51</u>	
Total	115	13.5%
GRAND TOTAL	850	100%



BREAKDOWN OF CHARGES ADDED

<u>FELONIES</u>		<u>MISDEMEANORS</u>		<u>JUVENILE</u>		<u>MISCELLANEOUS</u>	
<u>No.</u>	<u>% of Total</u>	<u>No.</u>	<u>% of Total</u>	<u>No.</u>	<u>% of Total</u>	<u>No.</u>	<u>% of Total</u>
156	28.0%	346	62.0%	39	7.0%	17	3.0%
TOTAL CHARGES ADDED:		558					
TOTAL CLIENTS ADDED:		374					

BREAKDOWN OF CHARGES DISPOSED

<u>FELONIES</u>		<u>MISDEMEANORS</u>		<u>JUVENILE</u>		<u>MISCELLANEOUS</u>	
<u>No.</u>	<u>% of Total</u>	<u>No.</u>	<u>% of Total</u>	<u>No.</u>	<u>% of Total</u>	<u>No.</u>	<u>% of Total</u>
160	20.9%	544	70.9%	44	5.7%	19	2.5%
CHARGES PARTIALLY HANDLED:		22					
TOTAL CHARGES DISPOSED:		767					
TOTAL CLIENTS SERVED:		468					
TOTAL CHARGES PENDING 6/30/78:		146					
TOTAL CLIENTS PENDING 6/30/78:		89					

DISPOSITION RESULTS

	<u>FELONIES</u>		<u>MISDEMEANORS</u>	
	<u>No.</u>	<u>% of Total</u>	<u>No.</u>	<u>% of Total</u>
Guilty as charged	44	28.4%	217	40.9%
Guilty reduced charge	30	19.4%	56	10.5%
Not guilty	4	2.6%	3	.6%
Transfer to Juv. Court	0	0	4	.8%
Dismissed	77	49.6%	251	47.2%
Total	155	100%	531	100%
Trials	6		3	

CONVICTION RESULTS

	<u>FELONIES</u>		<u>MISDEMEANORS</u>	
	<u>No.</u>	<u>% of Total</u>	<u>No.</u>	<u>% of Total</u>
Time Served	22	50.0%	57	18.8%
Probation	10	22.7%	110	36.3%
Deferred Sentence	12	27.3%	4	1.3%
Fine Only	0	0	132	43.6%
Total	44	100%	303	100%

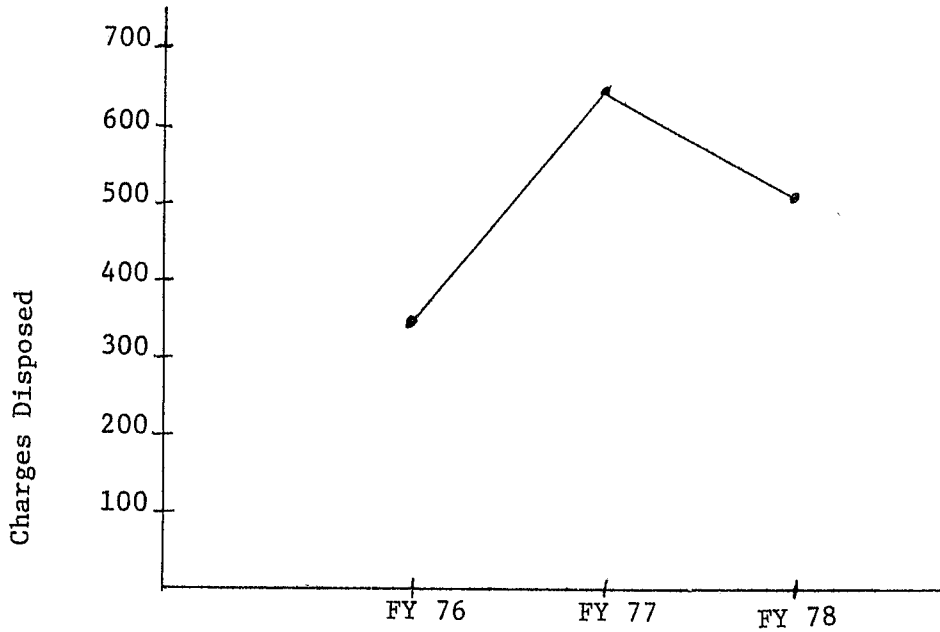
Washington

TYPES OF CASES

	<u>No.</u>	<u>% of Total</u>
<u>Felonies - Serious Crimes Against Property & Person:</u>		
Breaking & Entering Day	1	
Breaking & Entering Night	33	
Grand Larceny	12	
Larceny From Person	1	
Receiving Stolen Property	12	
Unlawful Mischief	<u>1</u>	
Total	60	7.8%
<u>Felonies - Serious Crimes Against Person:</u>		
Aggravated Assault	6	
Kidnapping	1	
Lewd & Lascivious	11	
Murder	1	
Possession Deadly Weapon	1	
Sexual Assault	<u>3</u>	
Total	23	3.0%
<u>Felonies - Fraud:</u>		
Counterfeiting	1	
Embezzlement	15	
False Token	25	
Forgery	2	
Uttering Forged Instrument	<u>9</u>	
Total	52	6.8%
<u>Misdemeanors - Fraud:</u>		
Bad Check	31	
Fraudulent Use of Credit Card	1	
Welfare Fraud	<u>53</u>	
Total	85	11.1%
<u>Misdemeanors - Disorderly & Endangering Crimes:</u>		
Disorderly Conduct	60	
Public Intoxication	34	
Reckless Endangering	2	
Simple Assault	26	
Simple Assault - Police Officer	<u>9</u>	
Total	131	17.1%
<u>Misdemeanors - Property:</u>		
Petit Larceny	42	
Receiving Stolen Property	2	
Theft of Rented Property	1	
Theft of Services	4	
Unlawful Mischief	15	
Unlawful Trespass	<u>23</u>	
Total	87	11.3%

TYPES OF CASES

	<u>No.</u>	<u>% of Total</u>
<u>Drug Related:</u>		
Fraud to Procure (Misdemeanor)	3	
Intent to Sell (Felony)	20	
Possession of Marijuana (Misdemeanor)	<u>19</u>	
Total	42	5.5%
<u>Motor Vehicle Offenses:</u>		
Careless & Negligent	16	
Driving License Suspended	69	
Driving While Intoxicated	98	
Elude Police Officer	6	
Leaving Scene of Accident	13	
Operating Without Owner's Consent	10	
Other	<u>1</u>	
Total	213	27.8%
Contempt	1	
Cruelty to Animals	2	
Escape	1	
Fish & Game Violations	5	
Fugitive From Justice	1	
Violation of Probation	16	
Miscellaneous	<u>4</u>	
Total	30	3.9%
Children In Need Of Care And Supervision	16	
Juvenile Delinquents	<u>28</u>	
Total	44	5.7%
GRAND TOTAL	767	100%



BREAKDOWN OF CHARGES ADDED

<u>FELONIES</u>		<u>MISDEMEANORS</u>		<u>JUVENILE</u>		<u>MISCELLANEOUS</u>	
<u>No.</u>	<u>% of Total</u>	<u>No.</u>	<u>% of Total</u>	<u>No.</u>	<u>% of Total</u>	<u>No.</u>	<u>% of Total</u>
136	29.0%	247	52.7%	78	16.6%	8	1.7%
TOTAL CHARGES ADDED:		469					
TOTAL CLIENTS ADDED:		327					

BREAKDOWN OF CHARGES DISPOSED

<u>FELONIES</u>		<u>MISDEMEANORS</u>		<u>JUVENILE</u>		<u>MISCELLANEOUS</u>	
<u>No.</u>	<u>% of Total</u>	<u>No.</u>	<u>% of Total</u>	<u>No.</u>	<u>% of Total</u>	<u>No.</u>	<u>% of Total</u>
140	27.5%	268	52.5%	87	17.1%	15	2.9%
CHARGES PARTIALLY HANDLED:		22					
TOTAL CHARGES DISPOSED:		510					
TOTAL CLIENTS SERVED:		325					
TOTAL CHARGES PENDING 6/30/78:		119					
TOTAL CLIENTS PENDING 6/30/78:		73					

DISPOSITION RESULTS

	<u>FELONIES</u>		<u>MISDEMEANORS</u>	
	<u>No.</u>	<u>% of Total</u>	<u>No.</u>	<u>% of Total</u>
Guilty as charged	52	40.3%	145	55.8%
Guilty reduced charge	16	12.4%	15	5.7%
Not guilty	0	0	1	.4%
Transfer to Juv. Court	2	1.6%	2	.8%
Dismissed	59	45.7%	97	37.3%
Total	129	100%	260	100%
Trials	0		1	

CONVICTION RESULTS

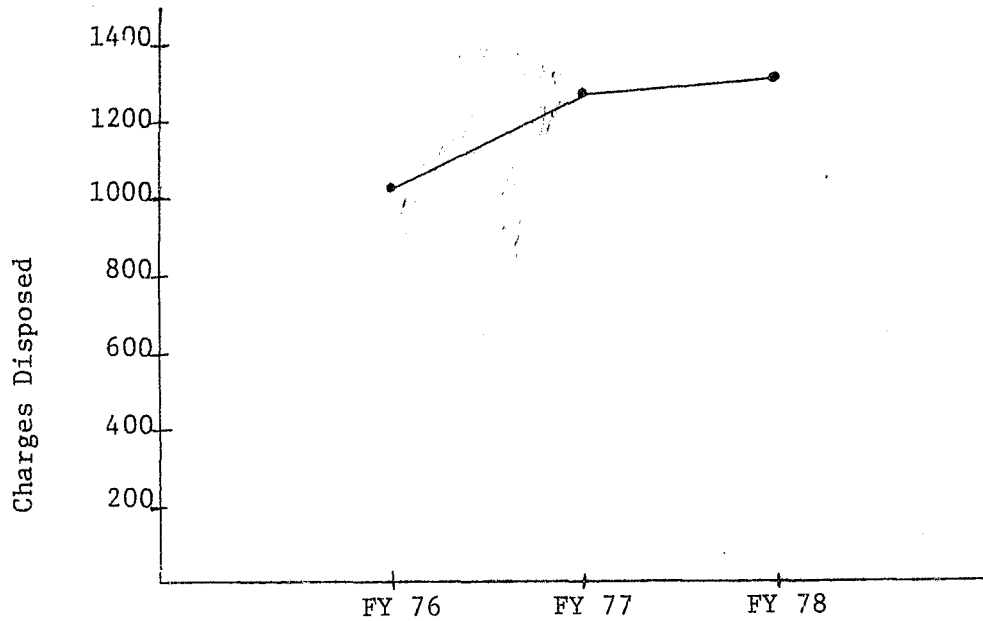
	<u>FELONIES</u>		<u>MISDEMEANORS</u>	
	<u>No.</u>	<u>% of Total</u>	<u>No.</u>	<u>% of Total</u>
Time Served	28	51.9%	20	11.5%
Probation	17	31.5%	43	24.7%
Deferred Sentence	9	16.6%	1	.6%
Fine Only	0	0	110	63.2%
Total	54	100%	174	100%

TYPES OF CASES

	<u>No.</u>	<u>% of Total</u>
<u>Felonies - Serious Crimes Against Property & Person:</u>		
Arson	1	
Assault & Robbery	5	
Breaking & Entering Day	13	
Breaking & Entering Night	16	
Grand Larceny	27	
Larceny From Person	1	
Receiving Stolen Property	<u>6</u>	
Total	69	13.5%
<u>Felonies - Serious Crimes Against Person:</u>		
Aggravated Assault	7	
Negligent Use of Firearms	1	
Possession of Dangerous Weapon	2	
Manslaughter	1	
Sexual Assault	<u>3</u>	
Total	14	2.8%
<u>Felonies - Fraud:</u>		
Embezzlement	2	
Extortion	1	
False Token	16	
Forgery	11	
Uttering Forged Instrument	<u>1</u>	
Total	31	6.1%
<u>Misdemeanors - Fraud:</u>		
Bad Check	20	
Welfare Fraud	<u>2</u>	
Total	22	4.3%
<u>Misdemeanors - Disorderly & Endangering Crimes:</u>		
Disorderly Conduct	39	
Disturbing Peace By Telephone	2	
Public Intoxication	1	
Simple Assault	<u>9</u>	
Total	51	10.0%
<u>Misdemeanors - Property:</u>		
Petit Larceny	17	
Receiving Stolen Property	21	
Setting Fires	1	
Theft of Services	1	
Unlawful Mischief	19	
Unlawful Trespass	<u>8</u>	
	67	13.1%

TYPES OF CASES

	<u>No.</u>	<u>% of Total</u>
<u>Drug Related:</u>		
Intent to Sell (Felony)	10	
Possession of Marijuana (Misdemeanor)	6	
Possession of Pills (Misdemeanor)	<u>2</u>	
Total	18	3.5%
<u>Motor Vehicle Offenses:</u>		
Careless & Negligent	9	
Driving to Endanger	2	
Driving License Suspended	52	
Driving While Intoxicated	40	
Elude Police Officer	4	
Leaving Scene of Accident	6	
Operating without Owner's Consent	5	
Other	<u>5</u>	
Total	123	24.1%
Contributing to Delinquency of Minor	1	
Escape	1	
Fugitive from Justice	5	
Possession/Furnishing Malt Beverage	3	
Mental Commitment	2	
Littering	1	
Violation of Probation	6	
Miscellaneous	<u>9</u>	
Total	28	5.5%
Children in Need of Care and Supervision	41	
Juvenile Delinquents	<u>46</u>	
Total	87	17.1%
GRAND TOTAL	510	100%



BREAKDOWN OF CHARGES ADDED

<u>FELONIES</u>		<u>MISDEMEANORS</u>		<u>JUVENILE</u>		<u>MISCELLANEOUS</u>	
<u>No.</u>	<u>% of Total</u>	<u>No.</u>	<u>% of Total</u>	<u>No.</u>	<u>% of Total</u>	<u>No.</u>	<u>% of Total</u>
254	19.6%	845	65.3%	126	9.7%	70	5.4%
TOTAL CHARGES ADDED:		1295					
TOTAL CLIENTS ADDED:		773					

BREAKDOWN OF CHARGES DISPOSED

<u>FELONIES</u>		<u>MISDEMEANORS</u>		<u>JUVENILE</u>		<u>MISCELLANEOUS</u>	
<u>No.</u>	<u>% of Total</u>	<u>No.</u>	<u>% of Total</u>	<u>No.</u>	<u>% of Total</u>	<u>No.</u>	<u>% of Total</u>
207	15.7%	916	69.7%	128	9.7%	64	4.9%
CHARGES PARTIALLY HANDLED:		22					
TOTAL CHARGES DISPOSED:		1315					
TOTAL CLIENTS SERVED:		722					
TOTAL CHARGES PENDING 6/30/78:		180					
TOTAL CLIENTS PENDING 6/30/78:		102					

DISPOSITION RESULTS

	<u>FELONIES</u>		<u>MISDEMEANORS</u>	
	<u>No.</u>	<u>% of Total</u>	<u>No.</u>	<u>% of Total</u>
Guilty as charged	32	16.1%	221	24.5%
Guilty reduced charge	68	34.2%	163	18.1%
Not guilty	4	2.0%	2	.2%
Transfer to Juv. Court	4	2.0%	6	.7%
Dismissed	91	45.7%	510	56.5%
Total	199	100%	902	100%
Trials	5		6	

CONVICTION RESULTS

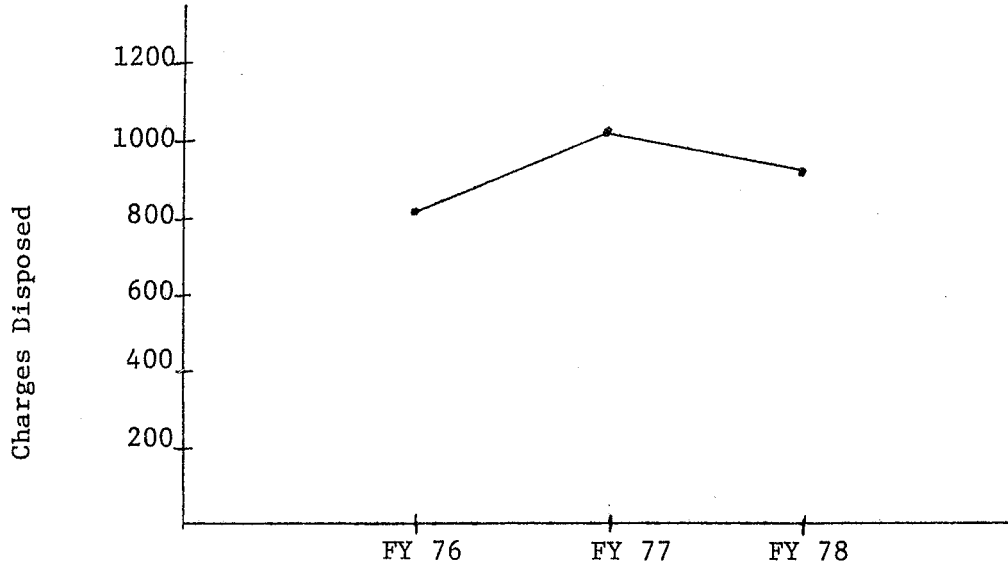
	<u>FELONIES</u>		<u>MISDEMEANORS</u>	
	<u>No.</u>	<u>% of Total</u>	<u>No.</u>	<u>% of Total</u>
Time Served	18	52.9%	50	11.1%
Probation	12	35.3%	156	34.7%
Deferred Sentence	4	11.8%	1	.2%
Fine Only	0	0	243	54.0%
Total	34	100%	450	100%

TYPES OF CASES

	<u>No.</u>	<u>% of Total</u>
<u>Felonies - Serious Crimes Against Property & Person:</u>		
Arson	1	
Assault & Robbery	2	
Breaking & Entering Day	21	
Breaking & Entering Night	23	
Grand Larceny	54	
Larceny From Person	1	
Possession Burglar's Tools	2	
Receiving Stolen Property	<u>23</u>	
Total	127	9.7%
<u>Felonies - Serious Crimes Against Person:</u>		
Aggravated Assault	20	
Kidnapping	4	
Lewd & Lascivious	3	
Manslaughter	3	
Sexual Assault	<u>2</u>	
Total	32	2.4%
<u>Felonies - Fraud:</u>		
Embezzlement	1	
False Token	4	
Forgery	7	
Uttering Forged Instrument	<u>9</u>	
Total	21	1.6%
<u>Misdemeanors - Fraud:</u>		
Bad Check	12	
False Information/Statement	3	
Welfare Fraud	<u>121</u>	
Total	136	10.3%
<u>Misdemeanors - Disorderly & Endangering Crimes:</u>		
Disorderly Conduct	39	
Impeding Police Officer	5	
Noise in Night	9	
Public Intoxication	59	
Reckless Endangering	5	
Simple Assault	97	
Simple Assault - Police Officer	<u>5</u>	
Total	219	16.7%
<u>Misdemeanors - Property:</u>		
Petit Larceny	48	
Theft of Services	6	
Unlawful Mischief	37	
Unlawful Trespass	<u>36</u>	
Total	127	9.7%

TYPES OF CASES

	<u>No.</u>	<u>% of Total</u>
<u>Drug Related:</u>		
Intent to Sell (Felony)	8	
Possession of Marijuana (Misdemeanor)	19	
Possession of Pills (Misdemeanor)	<u>3</u>	
Total	30	2.3%
<u>Motor Vehicle Offenses:</u>		
Careless & Negligent	48	
Driving to Endanger	10	
Driving License Suspended	146	
Driving While Intoxicated	129	
Driving While Intoxicated - Fatal (Felony)	1	
Elude Police Officer	11	
Leaving Scene of Accident	19	
Operating without Owner's Consent	12	
Vehicular Homicide	1	
Other	<u>19</u>	
Total	396	30.1%
Contempt	1	
Cruelty to Animals	5	
Escape	11	
Fish & Game Violations	4	
Fugitive From Justice	8	
Littering	2	
Nonpayment Wages	6	
Possession/Furnishing Malt Beverage	3	
Violation of Probation	56	
Miscellaneous	<u>3</u>	
Total	99	7.5%
Children In Need Of Care And Supervision	45	
Juvenile Delinquency	<u>83</u>	
Total	128	9.7%
GRAND TOTAL	1,315	100%



BREAKDOWN OF CHARGES ADDED

<u>FELONIES</u>		<u>MISDEMEANORS</u>		<u>JUVENILE</u>		<u>MISCELLANEOUS</u>	
<u>No.</u>	<u>% of Total</u>	<u>No.</u>	<u>% of Total</u>	<u>No.</u>	<u>% of Total</u>	<u>No.</u>	<u>% of Total</u>
207	19.3%	694	64.6%	118	11.0%	55	5.1%
TOTAL CHARGES ADDED:		1074					
TOTAL CLIENTS ADDED:		607					

BREAKDOWN OF CHARGES DISPOSED

<u>FELONIES</u>		<u>MISDEMEANORS</u>		<u>JUVENILE</u>		<u>MISCELLANEOUS</u>	
<u>No.</u>	<u>% of Total</u>	<u>No.</u>	<u>% of Total</u>	<u>No.</u>	<u>% of Total</u>	<u>No.</u>	<u>% of Total</u>
118	12.8%	647	70.4%	109	11.9%	45	4.9%
CHARGES PARTIALLY HANDLED:		14					
TOTAL CHARGES DISPOSED:		919					
TOTAL CLIENTS SERVED:		463					
TOTAL CHARGES PENDING 6/30/78:		146					
TOTAL CLIENTS PENDING 6/30/78:		79					

DISPOSITION RESULTS

	<u>FELONIES</u>		<u>MISDEMEANORS</u>	
	<u>No.</u>	<u>% of Total</u>	<u>No.</u>	<u>% of Total</u>
Guilty as charged	19	17.1%	134	20.9%
Guilty reduced charge	40	36.0%	101	15.8%
Not guilty	2	1.8%	0	0
Transfer to Juv. Court	2	1.8%	1	.2%
Dismissed	48	43.3%	404	63.1%
Total	111	100%	640	100%
Trials	3		0	

CONVICTION RESULTS

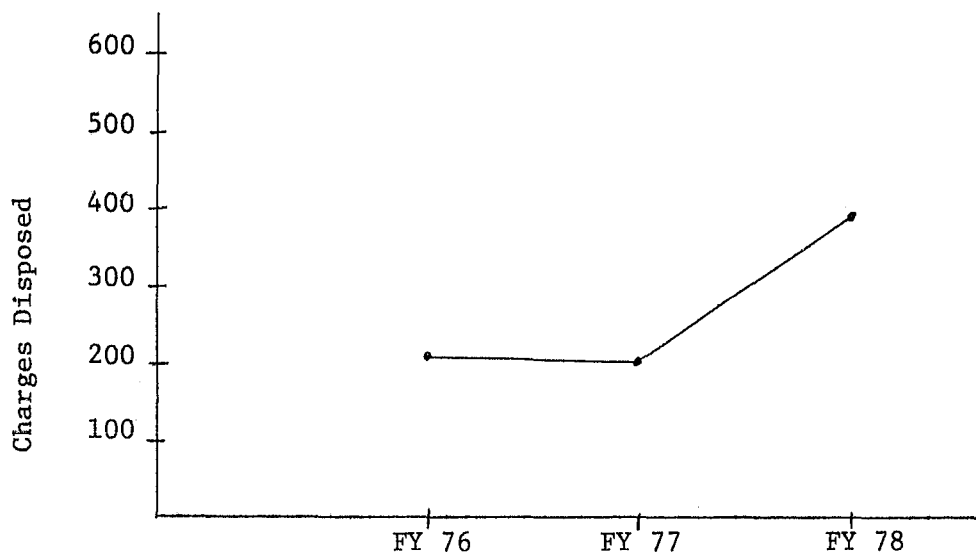
	<u>FELONIES</u>		<u>MISDEMEANORS</u>	
	<u>No.</u>	<u>% of Total</u>	<u>No.</u>	<u>% of Total</u>
Time Served	15	71.4%	35	12.8%
Probation	4	19.0%	102	37.4%
Deferred Sentence	2	9.6%	1	.4%
Fine Only	0	0	135	49.4%
Total	21	100%	273	100%

TYPES OF CASES

	<u>No.</u>	<u>% of Total</u>
<u>Felonies - Serious Crimes Against Property & Person:</u>		
Assault & Robbery	1	
Breaking & Entering Day	6	
Breaking & Entering Night	20	
Grand Larceny	32	
Larceny From Person	1	
Receiving Stolen Property	<u>15</u>	
Total	75	8.2%
<u>Felonies - Serious Crimes Against Person:</u>		
Aggravated Assault	12	
Kidnapping	4	
Manslaughter	<u>1</u>	
Total	17	1.8%
<u>Felonies - Fraud:</u>		
False Token	3	
Forgery	2	
Uttering Forged Instrument	<u>3</u>	
Total	8	.9%
<u>Misdemeanors - Fraud:</u>		
Bad Check	6	
False Information/Statement	2	
Welfare Fraud	<u>121</u>	
Total	129	14.0%
<u>Misdemeanors - Disorderly & Endangering Crimes:</u>		
Disorderly Conduct	25	
Impeding Police Officer	4	
Noise in Night	4	
Public Intoxication	47	
Reckless Endangering	3	
Simple Assault	80	
Simple Assault - Police Officer	<u>1</u>	
Total	164	17.8%
<u>Misdemeanors - Property:</u>		
Petit Larceny	34	
Theft of Services	6	
Unlawful Mischief	30	
Unlawful Trespass	<u>28</u>	
Total	98	10.7%

TYPES OF CASES

	<u>No.</u>	<u>% of Total</u>
<u>Drug Related:</u>		
Intent to Sell (Felony)	5	
Possession of Marijuana (Misdemeanor)	11	
Possession of Pills (Misdemeanor)	<u>1</u>	
Total	17	1.8%
<u>Motor Vehicle Offenses:</u>		
Careless & Negligent	31	
Driving to Endanger	8	
Driving License Suspended	76	
Driving While Intoxicated	72	
Eluding Police Officer	8	
Leaving Scene of Accident	13	
Operating Without Owner's Consent	4	
Other	<u>15</u>	
Total	227	24.7%
Contempt	1	
Cruelty to Animals	5	
Escape	10	
Fish & Game Violations	4	
Fugitive From Justice	6	
Furnishing Malt Beverage	1	
Littering	2	
Non-Payment of Wages	6	
Violation of Probation	38	
Miscellaneous	<u>2</u>	
Total	75	8.2%
Children In Need Of Care And Supervision	37	
Juvenile Delinquency	<u>72</u>	
Total	109	11.9%
GRAND TOTAL	919	100%



BREAKDOWN OF CHARGES ADDED

<u>FELONIES</u>		<u>MISDEMEANORS</u>		<u>JUVENILE</u>		<u>MISCELLANEOUS</u>	
<u>No.</u>	<u>% of Total</u>	<u>No.</u>	<u>% of Total</u>	<u>No.</u>	<u>% of Total</u>	<u>No.</u>	<u>% of Total</u>
47	21.3%	151	68.3%	8	3.6%	15	6.8%
TOTAL CHARGES ADDED:		221					
TOTAL CLIENTS ADDED:		166					

BREAKDOWN OF CHARGES DISPOSED

<u>FELONIES</u>		<u>MISDEMEANORS</u>		<u>JUVENILE</u>		<u>MISCELLANEOUS</u>	
<u>No.</u>	<u>% of Total</u>	<u>No.</u>	<u>% of Total</u>	<u>No.</u>	<u>% of Total</u>	<u>No.</u>	<u>% of Total</u>
89	22.5%	269	67.9%	19	4.8%	19	4.8%
CHARGES PARTIALLY HANDLED:		8					
TOTAL CHARGES DISPOSED:		396					
TOTAL CLIENTS SERVED:		259					
TOTAL CHARGES PENDING 6/30/78:		34					
TOTAL CLIENTS PENDING 6/30/78:		23					

DISPOSITION RESULTS

	<u>FELONIES</u>		<u>MISDEMEANORS</u>	
	<u>No.</u>	<u>% of Total</u>	<u>No.</u>	<u>% of Total</u>
Guilty as charged	13	14.8%	87	33.2%
Guilty reduced charge	28	31.8%	62	23.7%
Not guilty	2	2.3%	2	.8%
Transfer to Juv. Court	2	2.3%	5	1.9%
Dismissed	43	48.8%	106	40.4%
Total	88	100%	262	100%
Trials	2		6	

CONVICTION RESULTS


	<u>FELONIES</u>		<u>MISDEMEANORS</u>	
	<u>No.</u>	<u>% of Total</u>	<u>No.</u>	<u>% of Total</u>
Time Served	3	23.1%	15	8.5%
Probation	8	61.5%	54	30.5%
Deferred Sentence	2	15.4%	0	0
Fine Only	0	0	108	61.0%
Total	13	100%	177	100%

TYPES OF CASES

	<u>No.</u>	<u>% of Total</u>
<u>Felonies - Serious Crimes Against Property Person:</u>		
Arson	1	
Assault & Robbery	1	
Breaking & Entering Day	15	
Breaking & Entering Night	3	
Grand Larceny	22	
Possession Burglar's Tools	2	
Receiving Stolen Property	8	
Total	<u>52</u>	13.1%
<u>Felonies - Serious Crimes Against Person:</u>		
Aggravated Assault	8	
Lewd & Lascivious	3	
Manslaughter	2	
Sexual Assault	<u>2</u>	
Total	15	3.8%
<u>Felonies - Fraud:</u>		
Embezzlement	1	
False Token	1	
Forgery	5	
Uttering Forged Instrument	<u>6</u>	
Total	13	3.3%
<u>Misdemeanors - Fraud:</u>		
Bad Check	6	
False Report	<u>1</u>	
Total	7	1.8%
<u>Misdemeanors - Disorderly & Endangering Crimes:</u>		
Disorderly Conduct	14	
Public Intoxication	12	
Impeding Police Officer	1	
Noise In Night	5	
Reckless Endangering	2	
Simple Assault	17	
Simple Assault On Police Officer	<u>4</u>	
Total	55	13.9%
<u>Misdemeanors - Property:</u>		
Petit Larceny	14	
Unlawful Mischief	7	
Unlawful Trespass	<u>8</u>	
Total	29	7.3%
<u>Drug Related:</u>		
Intent to Sell (Felony)	3	
Possession of Marijuana (Misdemeanor)	8	
Possession of Pills (Misdemeanor)	<u>2</u>	
Total	13	3.3%

TYPES OF CASES

	<u>No.</u>	<u>% of Total</u>
<u>Motor Vehicle Offenses:</u>		
Careless & Negligent	17	
Driving License Suspended	70	
Driving While Intoxicated	57	
Driving While Intoxicated - Fatal (Felony)	1	
Elude Police Officer	3	
Leaving Scene of Accident	6	
Operating Without Owner's Consent	8	
Other	4	
Reckless Driving	2	
Vehicular Homicide	<u>1</u>	
Total	169	42.7%
Escape	1	
Fugitive From Justice	2	
Possession Malt Beverage	2	
Violation of Probation	18	
Miscellaneous	<u>1</u>	
Total	24	6.1%
Children In Need Of Care And Supervision	8	
Juvenile Delinquency	<u>11</u>	
Total	19	4.8%
GRAND TOTAL	396	100%



CONTINUED

1 OF 2

APPENDIX A

ASSIGNED COUNSEL

Fiscal Year 1978

The overall cost of assigned counsel representation continued to escalate in FY'78, although the cost per charge dropped by 5% over FY'77. The cost of a district court assigned counsel case decreased slightly (4%), while the number of charges increased 17%. The following is a district-by-district percentage increase (decrease) from FY'77:

<u>District</u>	<u>% Change In Total Dollars</u>	<u>% Change In Cases</u>	<u>% Change Cost Per Case</u>
Addison	(16.5%)	0%	(16.5%)
Bennington	103.1%	38.7%	46.4%
C/E/O	94.8%	69.1%	15.2%
Chittenden	42.5%	5.7%	34.8%
F/GI/L	44.9%	61.0%	(10.0%)
Rutland	5.9%	38.0%	(23.3%)
Washington	(30.0%)	(4.0%)	(27.0%)
Windham	(40.0%)	(42.4%)	4.1%
Wr/Oe	(32.1%)	6.3%	(36.1%)
State-Wide (District Court)	12.6%	16.8%	(3.6%)

TABLE 1

ASSIGNED COUNSEL EXPENDITURES

Fiscal Year 1978

Assigned Counsel Obligations Paid in FY'78 (Debentures and Operating)	173,999.97
Debentures Carried Forward to FY'79	<u>36,449.13</u>
TOTAL	210,449.10
Less FY'77 Debentures Carried Forward	-26,871.61
Less FY'77 Operating Carried Forward	<u>-200.00</u>
GRAND TOTAL	183,377.49

TABLE 2

ASSIGNED COUNSEL

Cost Per Case

Fiscal Year 1978

<u>District</u>	<u>Dollars</u>	<u>Cases</u>	<u>Cost Per Case (No Overhead)</u>
Addison	8075.86	57	\$141.68
Bennington	7609.86	86	88.49
C,E/O	40,793.22	323	126.29
Chittenden	34,066.81	166	205.22
F/GI/L	18,400.87	169	108.88
Rutland	13,007.53	167	77.89
Washington	13,733.38	144	95.37
Windham	10,306.44	106	97.23
Wr/Oe	<u>16,369.77</u>	<u>186</u>	<u>88.01</u>
	162,363.74	1404	\$115.64
Superior Court	13,640.67	15	909.38
Supreme Court	<u>7,373.08</u>	<u>7</u>	<u>1053.30</u>
GRAND TOTAL	183,377.49	1426	\$128.60

TABLE 3

Percentages of Assigned Counsel
Charges to Total Charges Disposed

Fiscal Year 1978

<u>District</u>	<u>PD Charges Disposed</u>	<u>AC Charges Disposed</u>	<u>Total</u>	<u>AC % of Total Charges</u>
Addison	580	57	637	8.9%
Bennington	343	86	429	20.0%
C/E/O	865	323	1188	27.2%
Caledonia	603	214	817	26.2%
Essex	51	18	69	26.1%
Orleans	211	91	302	30.1%
Chittenden	792	166	958	17.3%
F/GI/L	749	169	918	18.4%
Franklin	430	96	526	18.3%
Grand Isle	9	1	10	10.0%
Lamoille	310	72	382	18.9%
Rutland	850	167	1017	16.4%
Washington	767	144	911	15.8%
Windham	510	106	616	17.2%
Wr/Oe	1315	186	1501	12.4%
Windsor	919	142	1061	13.4%
Orange	396	44	440	10.0%
Public Defender System	6771	1404	8175	17.2%

TABLE 4ASSIGNED COUNSELTypes of OffensesFiscal Year 1978

	FELONIES		MISDEMEANORS		JUVENILES		OTHER		TOTAL CASES
	Cases	% of Caseload	Cases	% of Caseload	Cases	% of Caseload	Cases	% of Caseload	
Addison	20	35.1%	19	33.3%	16	28.1%	2	3.5%	57
Bennington	25	29.1%	26	30.2%	30	34.9%	5	5.8%	86
Caledonia	98	45.8%	96	44.9%	18	8.4%	2	.9%	214
Essex	3	16.7%	8	44.4%	5	27.8%	2	11.1%	18
Orleans	42	46.1%	29	31.9%	19	20.9%	1	1.1%	91
Chittenden	64	38.6%	38	22.9%	57	34.3%	7	4.2%	166
Franklin	31	32.3%	39	40.6%	24	25.0%	2	2.1%	96
Grand Isle	1	100%	0	0	0	0	0	0	1
Lamoille	34	47.2%	17	23.6%	19	26.4%	2	2.8%	72
Rutland	109	65.3%	36	21.5%	21	12.6%	1	.6%	167
Washington	68	47.2%	41	28.5%	28	19.4%	7	4.9%	144
Windham	48	45.3%	33	31.1%	21	19.8%	4	3.8%	106
Windsor	46	32.4%	52	36.6%	41	28.9%	3	2.1%	142
Orange	<u>28</u>	<u>63.6%</u>	<u>12</u>	<u>27.3%</u>	<u>4</u>	<u>9.1%</u>	<u>0</u>	<u>0</u>	<u>44</u>
TOTALS	617	43.9%	446	31.8%	303	21.6%	38	2.7%	1404

All Districts (Assigned Counsel)

RATIO OF TYPES OF CASES DISPOSED

<u>FELONIES</u>		<u>MISDEMEANORS</u>		<u>JUVENILE</u>		<u>MISCELLANEOUS</u>	
<u>No.</u>	<u>% of Total</u>	<u>No.</u>	<u>% of Total</u>	<u>No.</u>	<u>% of Total</u>	<u>No.</u>	<u>% of Total</u>
617	43.9%	446	31.8%	303	21.6%	38	2.7%
TOTAL CHARGES DISPOSED:		1404					
CHARGES PARTIALLY HANDLED:		49					
TOTAL CLIENTS SERVED:		849					

DISPOSITION RESULTS*

	<u>FELONIES</u>		<u>MISDEMEANORS</u>	
	<u>No.</u>	<u>% of Total</u>	<u>No.</u>	<u>% of Total</u>
Guilty as charged	159	32.6%	123	36.4%
Guilty reduced charge	64	13.2%	21	6.2%
Not Guilty	4	.8%	1	.3%
Transfer to Juv..Court	2	.4%	4	1.2%
Dismissed	258	53.0%	189	55.9%
Total	487	100%	338	100%
Trials	15		4	

*Disposition not known for all charges because case reports were not required prior to October 1, 1977.

CONVICTION RESULTS

	<u>FELONIES</u>		<u>MISDEMEANORS</u>	
	<u>No.</u>	<u>% of Total</u>	<u>No.</u>	<u>% of Total</u>
Time Served	109	68.6%	82	39.4%
Probation	40	25.1%	56	26.9%
Deferred Sentence	7	4.4%	5	2.4%
Fine Only	3	1.9%	65	31.3%
Total	159	100%	208	100%

ASSIGNED COUNSEL

Fiscal Year 1978

ALL DISTRICTS

TYPES OF CASES

	<u>No.</u>	<u>% of Total</u>
<u>Felonies - Serious Crimes Against Property & Person:</u>		
Arson	2	
Assault & Robbery	14	
Breaking & Entering Day	82	
Breaking & Entering Night	167	
Grand Larceny	108	
Larceny From Person	3	
Possession of Burglar Tools	1	
Receiving Stolen Property	62	
Theft of Rented Property	1	
Unlawful Mischief	3	
Total	<u>443</u>	31.6%
<u>Felonies - Serious Crimes Against Person:</u>		
Aggravated Assault	19	
Aiding 1° Murder	1	
Carrying dangerous weapon	1	
Fellatio	1	
Kidnapping	6	
Lewd & Lascivious	1	
Lewd & Lascivious with Child	6	
Manslaughter	1	
Sexual Assault	<u>10</u>	
Total	<u>46</u>	3.3%
<u>Felonies - Fraud:</u>		
Embezzlement	4	
Extortion	3	
False Personation	4	
False Token	6	
Forgery	27	
Perjury	2	
Uttering Forged Instrument	<u>33</u>	
Total	<u>79</u>	5.6%
<u>Misdemeanors - Fraud:</u>		
Bad Check	12	
False Information/Statement	4	
Welfare Fraud	<u>15</u>	
Total	<u>31</u>	2.2%

All Districts

TYPES OF CASES

	<u>No.</u>	<u>% of Total</u>
<u>Misdemeanors - Disorderly & Endangering Crimes:</u>		
Annoying Telephone Calls	1	
Arson - 4th ^o	1	
Disorderly Conduct	37	
False Alarm	1	
Hindering Officer	3	
Noise in Night	2	
Public Intoxication	6	
Reckless Endangering	6	
Setting Fires	1	
Simple Assault	33	
Simple Assault - Police Officer	12	
Other	<u>1</u>	
Total	104	7.4%
<u>Misdemeanors - Property:</u>		
Petit Larceny	78	
Receiving Stolen Property	25	
Theft of Services	3	
Unlawful Mischief	25	
Unlawful Trespass	<u>24</u>	
Total	155	11.0%
<u>Misdemeanors - Person:</u>		
Contributing to Delinquency	1	
Possession/Furnishing Malt Beverage	8	
Open Container	1	
Sale of liquor to Minor	<u>1</u>	
Total	11	.8%
<u>Drug Related:</u>		
Fraud to Procure Drugs (Misdemeanor)	1	
Possession of Marijuana (Misdemeanor)	17	
Possession of Pills (Misdemeanor)	2	
Sale - Hard (Felony)	21	
Sale - Marijuana (Felony)	<u>9</u>	
Total	50	3.6%
<u>Motor Vehicle Offenses:</u>		
Careless & Negligent	7	
Driving to Endanger	1	
Driving While License Suspended	26	
Driving While Intoxicated	18	
Elude Police Officer	6	
Exceeding Speed Limit	1	
Leaving Scene of Accident	4	
Operating Without Owner's Consent	18	
Vehicular Homicide (Felony)	2	

TYPES OF CASES

	<u>No.</u>	<u>% of Total</u>
Other Motor Vehicle Offenses	<u>3</u>	
Total	86	6.1%
Contempt	1	
Escape	12	
Fish & Game Violations	37	
Fugitive From Justice	8	
Mental Commitment	7	
Non-Support	1	
Violation of Probation	19	
Miscellaneous	<u>11</u>	
Total	96	<u>6.8%</u>
Total Adult Cases	1,101	78.4%
Children In Need Of Care And Supervision	170	
Juvenile Delinquency	<u>133</u>	
Total Juvenile Cases	<u>303</u>	<u>21.6%</u>
GRAND TOTAL	1,404	100%

RATIO OF TYPES OF CASES DISPOSED

<u>FELONIES</u>		<u>MISDEMEANORS</u>		<u>JUVENILE</u>		<u>MISCELLANEOUS</u>	
<u>No.</u>	<u>% of Total</u>	<u>No.</u>	<u>% of Total</u>	<u>No.</u>	<u>% of Total</u>	<u>No.</u>	<u>% of Total</u>
20	35.1%	19	33.3%	16	28.1%	2	3.5%
TOTAL CHARGES DISPOSED:		57					
CHARGES PARTIALLY HANDLED:		1					
TOTAL CLIENTS SERVED:		43					

DISPOSITION RESULTS*

	<u>FELONIES</u>		<u>MISDEMEANORS</u>	
	<u>No.</u>	<u>% of Total</u>	<u>No.</u>	<u>% of Total</u>
Guilty as charged	6	54.5%	0	0
Guilty reduced charge	3	27.3%	6	66.7%
Not Guilty	0	0	0	0
Transfer to Juv..Court	0	0	0	0
Dismissed	2	18.2%	3	33.3%
Total	11	100%	9	100%
Trials	0		0	

*Disposition not known for all charges because case reports were not required prior to October 1, 1977.

CONVICTION RESULTS

	<u>FELONIES</u>		<u>MISDEMEANORS</u>	
	<u>No.</u>	<u>% of Total</u>	<u>No.</u>	<u>% of Total</u>
Time Served	5	83.3%	1	11.1%
Probation	0	0	2	22.2%
Deferred Sentence	0	0	0	0
Fine Only	1	16.7%	6	66.7%
Total	6	100%	9	100%

ADDISON COUNTY/DISTRICT

Fiscal Year 1978

Assigned Counsel

TYPES OF CASES

	<u>No.</u>	<u>% of Total</u>
<u>Felonies - Serious Crimes Against Property & Person:</u>		
Breaking & Entering Day	1	
Breaking & Entering Night	9	
Grand Larceny	8	
Receiving Stolen Property	<u>3</u>	
Total	21	36.9%
<u>Misdemeanors - Fraud:</u>		
False Information/Statement	<u>1</u>	
Total	1	1.7%
<u>Misdemeanors - Disorderly & Endangering Crimes:</u>		
Disorderly Conduct	2	
Public Intoxication	1	
Reckless Endangering	1	
Simple Assault	<u>2</u>	
Total	6	10.5%
<u>Misdemeanors - Property:</u>		
Petit Larceny	3	
Receiving Stolen Property	2	
Unlawful Mischief	1	
Unlawful Trespass	<u>1</u>	
Total	7	12.3%
<u>Misdemeanors - Persons:</u>		
Possession/Furnishing Malt Beverage	<u>2</u>	
Total	2	3.5%
<u>Drug Related:</u>		
Possession of Marijuana (Misdemeanor)	<u>1</u>	
Total	1	1.7%
Fish & Game Violations	1	
Fugitive From Justice	1	
Mental Commitment	<u>1</u>	
Total	3	5.3%

TYPES OF CASES

	<u>No.</u>	<u>% of Total</u>
Total Adult Cases	41	71.9%
Children In Need Of Care And Supervision	6	
Juvenile Delinquents	<u>10</u>	
Total Juvenile Cases	<u>16</u>	<u>28.1%</u>
GRAND TOTAL	57	100%

RATIO OF TYPES OF CASES DISPOSED

<u>FELONIES</u>		<u>MISDEMEANORS</u>		<u>JUVENILE</u>		<u>MISCELLANEOUS</u>	
<u>No.</u>	<u>% of Total</u>	<u>No.</u>	<u>% of Total</u>	<u>No.</u>	<u>% of Total</u>	<u>No.</u>	<u>% of Total</u>
25	29.1%	26	30.2%	30	34.9%	5	5.8%
TOTAL CHARGES DISPOSED:		86					
CHARGES PARTIALLY HANDLED:		3					
TOTAL CLIENTS SERVED:		59					

DISPOSITION RESULTS*

	<u>FELONIES</u>		<u>MISDEMEANORS</u>	
	<u>No.</u>	<u>% of Total</u>	<u>No.</u>	<u>% of Total</u>
Guilty as charged	6	27.3%	12	52.2%
Guilty reduced charge	1	4.5%	1	4.3%
Not Guilty	0	0	0	0
Transfer to Juv..Court	0	0	0	0
Dismissed	15	68.2%	10	43.5%
Total	22	100%	23	100%
Trials	0		0	

*Disposition not known for all charges because case reports were not required prior to October 1, 1977.

CONVICTION RESULTS

	<u>FELONIES</u>		<u>MISDEMEANORS</u>	
	<u>No.</u>	<u>% of Total</u>	<u>No.</u>	<u>% of Total</u>
Time Served	1	16.7%	11	78.6%
Probation	4	66.6%	1	7.1%
Deferred Sentence	1	16.7%	0	0
Fine Only	0	0	2	14.3%
Total	6	100%	14	100%

BENNINGTON COUNTY/DISTRICT

Fiscal Year 1978

Assigned Counsel

TYPES OF CASES

	<u>No.</u>	<u>% of Total</u>
<u>Felonies - Serious Crimes Against Property & Person:</u>		
Breaking & Entering Day	4	
Breaking & Entering Night	5	
Grand Larceny	5	
Receiving Stolen Property	<u>1</u>	
Total	15	17.4%
<u>Felonies - Serious Crimes Against Person:</u>		
Aiding 1° Murder	<u>1</u>	
Total	1	1.1%
<u>Felonies - Fraud:</u>		
Forgery	8	
Total	<u>8</u>	9.3%
<u>Misdemeanors - Fraud:</u>		
Bad Check	2	
Total	<u>2</u>	2.3%
<u>Misdemeanors - Disorderly & Endangering Crimes:</u>		
Disorderly Conduct	3	
Public Intoxication	1	
Simple Assault	2	
Simple Assault on a Police Officer	<u>2</u>	
Total	8	9.3%
<u>Misdemeanors - Property:</u>		
Petit Larceny	1	
Unlawful Mischief	<u>3</u>	
Total	4	4.6%
<u>Drug Related:</u>		
Possession - Marijuana (Misdemeanor)	3	
Total	<u>3</u>	3.5%

TYPES OF CASES

	<u>No.</u>	<u>% of Total</u>
<u>Motor Vehicle Offenses:</u>		
Driving to Endanger	1	
Driving While License Suspended	3	
Driving While Intoxicated	1	
Elude Police Officer	1	
Exceed Speed Limit	1	
Operating Without Owner's Consent	<u>2</u>	
Total	9	10.5%
Fugitive From Justice	3	
Non-Support	1	
Violation of Probation	1	
Miscellaneous	<u>1</u>	
Total	6	<u>7.1%</u>
Total Adult Cases	56	65.1%
Children In Need of Care & Supervision	13	
Juvenile Delinquents	<u>17</u>	
Total	30	<u>34.9%</u>
GRAND TOTAL	86	100%

RATIO OF TYPES OF CASES DISPOSED

<u>FELONIES</u>		<u>MISDEMEANORS</u>		<u>JUVENILE</u>		<u>MISCELLANEOUS</u>	
<u>No.</u>	<u>% of Total</u>	<u>No.</u>	<u>% of Total</u>	<u>No.</u>	<u>% of Total</u>	<u>No.</u>	<u>% of Total</u>
143	44.3%	133	41.2%	42	13.0%	5	1.5%
TOTAL CHARGES DISPOSED:			323				
CHARGES PARTIALLY HANDLED:			16				
TOTAL CLIENTS SERVED:			150				

DISPOSITION RESULTS*

	<u>FELONIES</u>		<u>MISDEMEANORS</u>	
	<u>No.</u>	<u>% of Total</u>	<u>No.</u>	<u>% of Total</u>
Guilty as charged	32	27.6%	35	31.3%
Guilty reduced charge	10	8.6%	2	1.8%
Not Guilty	1	.9%	0	0
Transfer to Juv..Court	1	.9%	1	.9%
Dismissed	72	62.0%	74	66.0%
Total	116	100%	112	100%
Trials	5		0	

*Disposition not known for all charges because case reports were not required prior to October 1, 1977.

CONVICTION RESULTS

	<u>FELONIES</u>		<u>MISDEMEANORS</u>	
	<u>No.</u>	<u>% of Total</u>	<u>No.</u>	<u>% of Total</u>
Time Served	27	84.4%	17	36.2%
Probation	4	12.5%	11	23.4%
Deferred Sentence	0	0	1	2.1%
Fine Only	1	3.1%	18	38.3%
Total	32	100%	47	100%

CALEDONIA/ESSEX/ORLEANS DISTRICT

Fiscal Year 1978

Assigned Counsel

TYPES OF CASES

	<u>No.</u>	<u>% of Total</u>
<u>Felonies - Serious Crimes Against Property & Person:</u>		
Assault & Robbery	7	
Breaking & Entering Day	23	
Breaking & Entering Night	27	
Grand Larceny	21	
Receiving Stolen Property	9	
Theft of Rented Property	1	
Total	88	27.2%
<u>Felonies - Serious Crimes Against Person:</u>		
Aggravated Assault	8	
Carrying Dangerous Weapon	1	
Kidnapping	4	
Lewd & Lascivious with Child	1	
Sexual Assault	6	
Total	20	6.2%
<u>Felonies - Fraud:</u>		
False Personation	3	
False Token	4	
Forgery	5	
Uttering Forged Instrument	9	
Total	21	6.6%
<u>Misdemeanors - Fraud:</u>		
Bad Check	2	
False Information/Statement	2	
Welfare Fraud	14	
Total	18	5.6%
<u>Misdemeanors - Disorderly & Endangering Crimes:</u>		
Disorderly Conduct	6	
False Alarm	1	
Hindering Police Officer	2	
Reckless Endangering	2	
Simple Assault	13	
Simple Assault on a Police Officer	5	
Total	29	9.0%

TYPES OF CASES

	<u>No.</u>	<u>% of Total</u>
<u>Misdemeanors - Property:</u>		
Petit Larceny	14	
Receiving Stolen Property	4	
Unlawful Mischief	7	
Unlawful Trespass	<u>7</u>	
Total	32	9.9%
<u>Misdemeanors - Person:</u>		
Possession/Furnishing Malt Beverage	<u>3</u>	
Total	3	.9%
<u>Drug Related:</u>		
Possession of Marijuana (Misdemeanor)	3	
Possession of Pills (Misdemeanor)	1	
Sale - Hard (Felony)	2	
Sale - Marijuana (Felony)	<u>2</u>	
Total	8	2.5%
<u>Motor Vehicle Offenses:</u>		
Careless & Negligent	3	
Driving While License Suspended	8	
Driving While Intoxicated	4	
Eluding Police Officer	2	
Leaving Scene of Accident	2	
Operating Without Owner's Consent	3	
Vehicular Homicide (Felony)	<u>2</u>	
Total	24	7.4%
Escape	5	
Fish & Game Violations	26	
Fugitive From Justice	2	
Violation of Probation	3	
Miscellaneous	<u>2</u>	
Total	38	<u>11.7%</u>
Total Adult Cases	281	87.0%
Children In Need Of Care And Supervision	28	
Juvenile Delinquents	<u>14</u>	
Total	<u>42</u>	<u>13.0%</u>
GRAND TOTAL	323	100%

RATIO OF TYPES OF CASES DISPOSED

<u>FELONIES</u>		<u>MISDEMEANORS</u>		<u>JUVENILE</u>		<u>MISCELLANEOUS</u>	
<u>No.</u>	<u>% of Total</u>	<u>No.</u>	<u>% of Total</u>	<u>No.</u>	<u>% of Total</u>	<u>No.</u>	<u>% of Total</u>
98	45.8%	96	44.9%	18	8.4%	2	.9%
TOTAL CHARGES DISPOSED:		214					
CHARGES PARTIALLY HANDLED:		12					
TOTAL CLIENTS SERVED:		86					

DISPOSITION RESULTS*

	<u>FELONIES</u>		<u>MISDEMEANORS</u>	
	<u>No.</u>	<u>% of Total</u>	<u>No.</u>	<u>% of Total</u>
Guilty as charged	23	28.8%	25	29.8%
Guilty reduced charge	6	7.5%	1	1.2%
Not Guilty	1	1.2%	0	0
Transfer to Juv..Court	1	1.2%	1	1.2%
Dismissed	49	61.3%	57	67.8%
Total	80	100%	84	100%
Trials	4		0	

*Disposition not known for all charges because case reports were not required prior to October 1, 1977.

CONVICTION RESULTS

	<u>FELONIES</u>		<u>MISDEMEANORS</u>	
	<u>No.</u>	<u>% of Total</u>	<u>No.</u>	<u>% of Total</u>
Time Served	19	82.6%	12	37.5%
Probation	3	13.1%	9	28.1%
Deferred Sentence	0	0	0	0
Fine Only	1	4.3%	11	34.4%
Total	23	100%	32	100%

CALEDONIA COUNTY

Fiscal Year 1978

Assigned Counsel

TYPES OF CASES

	<u>No.</u>	<u>% of Total</u>
<u>Felonies - Serious Crimes Against Property & Person:</u>		
Assault & Robbery	7	
Breaking & Entering Day	5	
Breaking & Entering Night	19	
Grand Larceny	16	
Receiving Stolen Property	6	
Theft of Rented Property	<u>1</u>	
Total	54	25.2%
<u>Felonies - Serious Crimes Against Person:</u>		
Aggravated Assault	4	
Carrying Dangerous Weapon	1	
Kidnapping	3	
Sexual Assault	<u>6</u>	
Total	14	6.6%
<u>Felonies - Fraud:</u>		
False Personation	2	
False Token	3	
Forgery	5	
Uttering Forged Instrument	<u>9</u>	
Total	19	8.9%
<u>Misdemeanors - Fraud:</u>		
False Information/Statement	2	
Welfare Fraud	<u>14</u>	
Total	16	7.5%
<u>Misdemeanors - Disorderly & Endangering Crimes:</u>		
Disorderly Conduct	3	
False Alarm	1	
Hindering Officer	2	
Reckless Endangering	1	
Simple Assault	6	
Simple Assault -- Police Officer	<u>2</u>	
Total	15	7.0%

TYPES OF CASES

	<u>No.</u>	<u>% of Total</u>
<u>Misdemeanors - Property:</u>		
Petit Larceny	11	
Receiving Stolen Property	4	
Unlawful Mischief	5	
Unlawful Trespass	<u>5</u>	
Total	25	11.7%
<u>Misdemeanors - Person:</u>		
Possession/Furninshing Malt Beverage	<u>2</u>	
Total	2	.9%
<u>Drug Related:</u>		
Possession - Marijuana (Misdemeanor)	3	
Possession - Pills (Misdemeanor)	1	
Sale - Hard (Felony)	2	
Sale - Marijuana (Felony)	<u>4</u>	
Total	8	3.8%
<u>Motor Vehicle Offenses:</u>		
Careless & Negligent	1	
Driving While License Suspended	6	
Driving While Intoxicated	3	
Leaving Scene of Accident	1	
Operating Without Owner's Consent	<u>2</u>	
Total	13	6.0%
Escape	4	
Fish & Game Violations	22	
Violation of Probation	2	
Miscellaneous	<u>2</u>	
Total	30	14.0%
Total Adult Cases	196	91.6%
Children In Need Of Care And Supervision	11	
Juvenile Delinquents	<u>7</u>	
Total	<u>18</u>	<u>8.4%</u>
GRAND TOTAL	214	100%

Essex (Assigned Counsel)

RATIO OF TYPES OF CASES DISPOSED

<u>FELONIES</u>		<u>MISDEMEANORS</u>		<u>JUVENILE</u>		<u>MISCELLANEOUS</u>	
<u>No.</u>	<u>% of Total</u>	<u>No.</u>	<u>% of Total</u>	<u>No.</u>	<u>% of Total</u>	<u>No.</u>	<u>% of Total</u>
3	16.7%	8	44.4%	5	27.8%	2	11.1%
TOTAL CHARGES DISPOSED:		18					
CHARGES PARTIALLY HANDLED:		2					
TOTAL CLIENTS SERVED:		12					

DISPOSITION RESULTS*

	<u>FELONIES</u>		<u>MISDEMEANORS</u>	
	<u>No.</u>	<u>% of Total</u>	<u>No.</u>	<u>% of Total</u>
Guilty as charged	1	33.3%	2	33.3%
Guilty reduced charge	1	33.3%	0	0
Not Guilty	0	0	0	0
Transfer to Juv..Court	0	0	0	0
Dismissed	1	33.3%	4	66.7%
Total	3	100%	6	100%
Trials	0		0	

*Disposition not known for all charges because case reports were not required prior to October 1, 1977.

CONVICTION RESULTS

	<u>FELONIES</u>		<u>MISDEMEANORS</u>	
	<u>No.</u>	<u>% of Total</u>	<u>No.</u>	<u>% of Total</u>
Time Served	1	100%	0	0
Probation	0	0	0	0
Deferred Sentence	0	0	0	0
Fine Only	0	0	3	100%
Total	1	100%	3	100%

ESSEX COUNTY

Fiscal Year 1978

Assigned Counsel

TYPES OF CASES

	<u>No.</u>	<u>% of Total</u>
<u>Felonies - Serious Crimes against Property & Person:</u>		
Breaking & Entering Day	2	
Grand Larceny	<u>1</u>	
Total	3	16.7%
<u>Misdemeanors - Fraud:</u>		
Bad Checks	<u>2</u>	
Total	2	11.1%
<u>Misdemeanors - Disorderly & Endangering Crimes:</u>		
Disorderly Conduct	1	
Simple Assault	<u>1</u>	
Total	2	11.1%
<u>Misdemeanors - Property:</u>		
Unlawful Mischief	1	
Unlawful Trespass	<u>2</u>	
Total	3	16.7%
<u>Motor Vehicle Offenses:</u>		
Driving While Intoxicated	<u>1</u>	
Total	1	5.5%
Fugitive From Justice	1	
Violation of Probation	<u>1</u>	
Total	2	<u>11.1%</u>
Total Adult Cases	13	72.2%
Children In Need Of Care And Supervision	1	
Juvenile Delinquents	<u>4</u>	
Total	<u>5</u>	<u>27.8%</u>
GRAND TOTAL	18	100%

Orleans (Assigned Counsel)

RATIO OF TYPES OF CASES DISPOSED

<u>FELONIES</u>		<u>MISDEMEANORS</u>		<u>JUVENILE</u>		<u>MISCELLANEOUS</u>	
<u>No.</u>	<u>% of Total</u>	<u>No.</u>	<u>% of Total</u>	<u>No.</u>	<u>% of Total</u>	<u>No.</u>	<u>% of Total</u>
42	46.1%	29	31.9%	19	20.9%	1	1.1%
TOTAL CHARGES DISPOSED:		91					
CHARGES PARTIALLY HANDLED:		2					
TOTAL CLIENTS SERVED:		52					

DISPOSITION RESULTS*

	<u>FELONIES</u>		<u>MISDEMEANORS</u>	
	<u>No.</u>	<u>% of Total</u>	<u>No.</u>	<u>% of Total</u>
Guilty as charged	8	24.2%	8	36.4%
Guilty reduced charge	3	9.1%	1	4.5%
Not Guilty	0	0	0	0
Transfer to Juv..Court	0	0	0	0
Dismissed	22	66.7%	13	59.1%
Total	33	100%	22	100%
Trials	1		0	

*Disposition not known for all charges because case reports were not required prior to October 1, 1977.

CONVICTION RESULTS

	<u>FELONIES</u>		<u>MISDEMEANORS</u>	
	<u>No.</u>	<u>% of Total</u>	<u>No.</u>	<u>% of Total</u>
Time Served	7	87.5%	5	41.7%
Probation	1	12.5%	2	16.7%
Deferred Sentence	0	0	1	8.3%
Fine Only	0	0	4	33.3%
Total	8	100%	12	100%

ORLEANS COUNTY

Fiscal Year 1978

Assigned Counsel

TYPES OF CASES

	<u>No.</u>	<u>% of Total</u>
<u>Felonies - Serious Crimes Against Property & Person:</u>		
Breaking & Entering Day	16	
Breaking & Entering Night	8	
Grand Larceny	4	
Receiving Stolen Property	<u>3</u>	
Total	31	34.1%
<u>Felonies - Serious Crimes Against Person:</u>		
Aggravated Assault	4	
Kidnapping	1	
Lewd & Lascivious with Child	<u>1</u>	
Total	6	6.6%
<u>Felonies - Fraud:</u>		
False Personation	1	
False Token	<u>1</u>	
Total	2	2.2%
<u>Misdemeanors - Disorderly & Endangering Crimes:</u>		
Disorderly Conduct	2	
Reckless Endangering	1	
Simple Assault	6	
Simple Assault - Police Officer	<u>3</u>	
Total	12	13.2%
<u>Misdemeanors - Property:</u>		
Petit Larceny	3	
Unlawful Mischief	<u>1</u>	
Total	4	4.4%
<u>Misdemeanors - Person:</u>		
Possession/Furnishing Malt Beverage	<u>1</u>	
Total	1	1.1%
<u>Motor Vehicle Offenses:</u>		
Careless & Negligent	2	
Driving While License Suspended	2	
Eluding Police Officer	2	
Leaving Scene of Accident	1	
Operating Without Owner's Consent	1	

Orleans

TYPES OF CASES

	<u>No.</u>	<u>% of Total</u>
Vehicular Homicide (Felony)	<u>2</u>	
Total	10	10.9%
Escape	1	
Fish & Game Violations	4	
Fugitive From Justice	<u>1</u>	
Total	6	<u>6.6%</u>
Total Adult Cases	72	79.1%
Children In Need Of Care And Supervision	16	
Juvenile Delinquents	<u>3</u>	
Total	<u>19</u>	<u>20.9%</u>
GRAND TOTAL	91	100%

RATIO OF TYPES OF CASES DISPOSED

<u>FELONIES</u>		<u>MISDEMEANORS</u>		<u>JUVENILE</u>		<u>MISCELLANEOUS</u>	
<u>No.</u>	<u>% of Total</u>	<u>No.</u>	<u>% of Total</u>	<u>No.</u>	<u>% of Total</u>	<u>No.</u>	<u>% of Total</u>
64	38.6%	38	22.9%	57	34.3%	7	4.2%
TOTAL CHARGES DISPOSED:		166					
CHARGES PARTIALLY HANDLED:		2					
TOTAL CLIENTS SERVED:		131					

DISPOSITION RESULTS*

	<u>FELONIES</u>		<u>MISDEMEANORS</u>	
	<u>No.</u>	<u>% of Total</u>	<u>No.</u>	<u>% of Total</u>
Guilty as charged	31	60.8%	12	50.0%
Guilty reduced charge	5	9.8%	1	4.2%
Not Guilty	1	1.9%	0	0
Transfer to Juv..Court	0	0	0	0
Dismissed	14	27.5%	11	45.8%
Total	51	100%	24	100%
Trials	5		1	

*Disposition not known for all charges because case reports were not required prior to October 1, 1977.

CONVICTION RESULTS

	<u>FELONIES</u>		<u>MISDEMEANORS</u>	
	<u>No.</u>	<u>% of Total</u>	<u>No.</u>	<u>% of Total</u>
Time Served	25	80.6%	10	55.6%
Probation	6	19.4%	3	16.7%
Deferred Sentence	0	0	0	0
Fine Only	0	0	5	27.7%
Total	31	100%	18	100%

CHITTENDEN COUNTY/DISTRICT

Fiscal Year 1978

Assigned Counsel

TYPES OF CASES

	<u>No.</u>	<u>% of Total</u>
<u>Felonies - Serious Crimes Against Property & Person:</u>		
Assault & Robbery	5	
Breaking & Entering Day	6	
Breaking & Entering Night	13	
Grand Larceny	4	
Larceny From Person	2	
Receivng Stolen Property	11	
Unlawful Mischief	<u>1</u>	
Total	42	25.3%
<u>Felonies - Serious Crimes Against Person:</u>		
Aggravated Assault	4	
Lewd & Lascivious with Child	4	
Manslaughter	1	
Sexual Assault	<u>1</u>	
Total	10	6.0%
<u>Felonies - Fraud:</u>		
False Personation	1	
Perjury	2	
Uttering Forged Instrument	<u>6</u>	
Total	9	5.4%
<u>Misdemeanors - Fraud:</u>		
False Information/Statement	<u>1</u>	
Total	1	.6%
<u>Misdemeanors - Disorderly & Endangering Crimes:</u>		
Annoying Phone Calls	1	
Disorderly Conduct	3	
Simple Assault	2	
Simple Assault - Police Officer	<u>1</u>	
Total	7	4.2%
<u>Misdemeanors - Property:</u>		
Petit Larceny	3	
Receiving Stolen Property	3	
Unlawful Mischief	<u>3</u>	
Total	9	5.4%

TYPES OF CASES

	<u>No.</u>	<u>% of Total</u>
<u>Misdemeanors - Person:</u>		
Contributing to Delinquency of Minor	<u>1</u>	
Total	1	.6%
<u>Drug Related:</u>		
Fraud to Procure Drugs (Misdemeanor)	1	
Possession - Marijuana (Misdemeanor)	<u>4</u>	
Total	5	3.1%
<u>Motor Vehicle Offenses:</u>		
Careless & Negligent	1	
Driving While License Suspended	5	
Driving While Intoxicated	2	
Eluding Police Officer	1	
Operating without Owner's Consent	<u>5</u>	
Total	14	8.4%
Escape	3	
Mental Commitment	2	
Violation of Probation	5	
Miscellaneous	<u>1</u>	
Total	11	<u>6.7%</u>
Total Adult Cases	109	65.7%
Children In Need Of Care & Supervision	44	
Juvenile Delinquents	<u>13</u>	
Total	<u>57</u>	<u>34.3%</u>
GRAND TOTAL	166	100%

Franklin/Grand Isle/Lamoille (Assigned Counsel)

RATIO OF TYPES OF CASES DISPOSED

<u>FELONIES</u>		<u>MISDEMEANORS</u>		<u>JUVENILE</u>		<u>MISCELLANEOUS</u>	
<u>No.</u>	<u>% of Total</u>	<u>No.</u>	<u>% of Total</u>	<u>No.</u>	<u>% of Total</u>	<u>No.</u>	<u>% of Total</u>
66	39.1%	56	33.1%	43	25.4%	4	2.4%
TOTAL CHARGES DISPOSED:		169					
CHARGES PARTIALLY HANDLED:		7					
TOTAL CLIENTS SERVED:		113					

DISPOSITION RESULTS*

	<u>FELONIES</u>		<u>MISDEMEANORS</u>	
	<u>No.</u>	<u>% of Total</u>	<u>No.</u>	<u>% of Total</u>
Guilty as charged	25	49.0%	27	62.8%
Guilty reduced charge	7	13.7%	3	7.0%
Not Guilty	1	2.0%	1	2.3%
Transfer to Juv..Court	0	0	0	0
Dismissed	18	35.3%	12	27.9%
Total	51	100%	43	100%
Trials	4		1	

*Disposition not known for all charges because case reports were not required prior to October 1, 1977.

CONVICTION RESULTS

	<u>FELONIES</u>		<u>MISDEMEANORS</u>	
	<u>No.</u>	<u>% of Total</u>	<u>No.</u>	<u>% of Total</u>
Time Served	18	72.0%	20	54.1%
Probation	4	16.0%	7	18.9%
Deferred Sentence	3	12.0%	0	0
Fine Only	0	0	10	27.0%
Total	25	100%	37	100%

FRANKLIN/GRAND ISLE/LAMOILLE

Fiscal Year 1978

Assigned Counsel

TYPES OF CASES

	<u>No.</u>	<u>% of Total</u>
<u>Felonies - Serious Crimes Against Property & Person:</u>		
Breaking & Entering - Day	7	
Breaking & Entering - Night	19	
Grand Larceny	16	
Receiving Stolen Property	7	
Total	49	29.0%
<u>Felonies - Serious Crimes Against Person:</u>		
Aggravated Assault	1	
Total	1	.6%
<u>Felonies - Fraud:</u>		
Forgery	3	
Uttering Forged Instrument	9	
Total	12	7.1%
<u>Fraud - Misdemeanors:</u>		
Bad Check	5	
Total	5	3.0%
<u>Misdemeanors - Disorderly & Endangering Crimes:</u>		
Arson 4th°	1	
Disorderly Conduct	4	
Noise in Night	1	
Public Intoxication	1	
Reckless Endangering	1	
Simple Assault	2	
Other	1	
Total	11	6.5%
<u>Misdemeanors - Property:</u>		
Petit Larceny	10	
Receiving Stolen Property	9	
Theft of Services	2	
Unlawful Mischief	4	
Unlawful Trespass	2	
Total	27	16.0%
<u>Misdemeanors - Persons:</u>		
Possession/Furnishing Malt Beverage	1	
Total	1	.6%

TYPES OF CASES

	<u>No.</u>	<u>% of Total</u>
<u>Motor Vehicle Offenses:</u>		
Careless & Negligent	1	
Driving While Intoxicated	4	
Eluding Police Officer	1	
Operating Without Owner's Consent	<u>1</u>	
Total	7	4.1%
Escape	1	
Fish & Game Violations	3	
Violation of Probation	3	
Miscellaneous	<u>6</u>	
Total	13	<u>7.7%</u>
Total Adult Cases	126	74.6%
Children In Need Of Care & Supervision	24	
Juvenile Delinquents	<u>19</u>	
Total	<u>43</u>	<u>25.4%</u>
GRAND TOTAL	169	100%

RATIO OF TYPES OF CASES DISPOSED

<u>FELONIES</u>		<u>MISDEMEANORS</u>		<u>JUVENILE</u>		<u>MISCELLANEOUS</u>	
<u>No.</u>	<u>% of Total</u>	<u>No.</u>	<u>% of Total</u>	<u>No.</u>	<u>% of Total</u>	<u>No.</u>	<u>% of Total</u>
31	32.3%	39	40.6%	24	25.0%	2	2.1%
TOTAL CHARGES DISPOSED:		96					
CHARGES PARTIALLY HANDLED:		6					
TOTAL CLIENTS SERVED:		64					

DISPOSITION RESULTS*

	<u>FELONIES</u>		<u>MISDEMEANORS</u>	
	<u>No.</u>	<u>% of Total</u>	<u>No.</u>	<u>% of Total</u>
Guilty as charged	13	54.2%	21	67.7%
Guilty reduced charge	3	12.5%	2	6.5%
Not Guilty	0	0	1	3.2%
Transfer to Juv..Court	0	0	0	0
Dismissed	8	33.3%	7	22.6%
Total	24	100%	31	100%
Trials	0		1	

*Disposition not known for all charges because case reports were not required prior to October 1, 1977.

CONVICTION RESULTS

	<u>FELONIES</u>		<u>MISDEMEANORS</u>	
	<u>No.</u>	<u>% of Total</u>	<u>No.</u>	<u>% of Total</u>
Time Served	8	61.5%	16	61.5%
Probation	3	23.1%	3	11.5%
Deferred Sentence	2	15.4%	0	0
Fine Only	0	0	7	27.0%
Total	13	100%	26	100%

FRANKLIN COUNTY

Fiscal Year 1978

Assigned Counsel

TYPES OF CASES

	<u>No.</u>	<u>% of Total</u>
<u>Felonies - Serious Crimes Against Property & Person:</u>		
Breaking & Entering Day	2	
Breaking & Entering Night	12	
Grand Larceny	5	
Receiving Stolen Property	<u>1</u>	
Total	20	20.8%
<u>Felonies - Serious Crimes Against Person:</u>		
Aggravated Assault	<u>1</u>	
Total	1	1.0%
<u>Felonies - Fraud:</u>		
Forgery	2	
Uttering Forged Instrument	<u>6</u>	
Total	8	8.4%
<u>Misdemeanors - Fraud:</u>		
Bad Checks	<u>5</u>	
Total	5	5.2%
<u>Misdemeanors - Disorderly & Endangering Crimes:</u>		
Arson - 4th ^o	1	
Disorderly Conduct	4	
Noise in Night	1	
Public Intoxication	1	
Sexual Assault	2	
Other	<u>1</u>	
Total	10	10.4%
<u>Misdemeanors - Property:</u>		
Petty Larceny	5	
Receiving Stolen Property	8	
Unlawful Mischief	3	
Unlawful Trespass	<u>2</u>	
Total	18	18.8%
<u>Misdemeanors - Person:</u>		
Possession/Furnishing Malt Beverage	<u>1</u>	
Total	1	1.0%

TYPES OF CASES

	<u>No.</u>	<u>% of Total</u>
<u>Motor Vehicle Offenses:</u>		
Driving While Intoxicated	<u>3</u>	
Total	<u>3</u>	3.1%
Escape	1	
Violation of Probation	2	
Miscellaneous	<u>3</u>	
Total	6	<u>6.3%</u>
Total Adult Cases	72	75.0%
Children In Need Of Care And Supervision	18	
Juvenile Delinquents	<u>6</u>	
Total	<u>24</u>	<u>25.0%</u>
GRAND TOTAL	96	100%

Grand Isle (Assigned Counsel)

RATIO OF TYPES OF CASES DISPOSED

<u>FELONIES</u>		<u>MISDEMEANORS</u>		<u>JUVENILE</u>		<u>MISCELLANEOUS</u>	
<u>No.</u>	<u>% of Total</u>	<u>No.</u>	<u>% of Total</u>	<u>No.</u>	<u>% of Total</u>	<u>No.</u>	<u>% of Total</u>
1	100%	0	0	0	0	0	0

TOTAL CHARGES DISPOSED: 1 (Receiving Stolen Property)

CHARGES PARTIALLY HANDLED: 0

TOTAL CLIENTS SERVED: 1

DISPOSITION RESULTS*

	<u>FELONIES</u>		<u>MISDEMEANORS</u>	
	<u>No.</u>	<u>% of Total</u>	<u>No.</u>	<u>% of Total</u>
Guilty as charged	1	100%	0	0
Guilty reduced charge	0	0	0	0
Not Guilty	0	0	0	0
Transfer to Juv. Court	0	0	0	0
Dismissed	<u>0</u>	<u>0</u>	<u>0</u>	<u>0</u>
Total	1	100%	0	0
Trials	0		0	

*Disposition not known for all charges because case reports were not required prior to October 1, 1977.

CONVICTION RESULTS

	<u>FELONIES</u>		<u>MISDEMEANORS</u>	
	<u>No.</u>	<u>% of Total</u>	<u>No.</u>	<u>% of Total</u>
Time Served	0	0	0	0
Probation	1	100%	0	0
Deferred Sentence	0	0	0	0
Fine Only	<u>0</u>	<u>0</u>	<u>0</u>	<u>0</u>
Total	1	100%	0	0

RATIO OF TYPES OF CASES DISPOSED

<u>FELONIES</u>		<u>MISDEMEANORS</u>		<u>JUVENILE</u>		<u>MISCELLANEOUS</u>	
<u>No.</u>	<u>% of Total</u>	<u>No.</u>	<u>% of Total</u>	<u>No.</u>	<u>% of Total</u>	<u>No.</u>	<u>% of Total</u>
34	47.2%	17	23.6%	19	26.4%	2	2.8%
TOTAL CHARGES DISPOSED:		72					
CHARGES PARTIALLY HANDLED:		1					
TOTAL CLIENTS SERVED:		48					

DISPOSITION RESULTS*

	<u>FELONIES</u>		<u>MISDEMEANORS</u>	
	<u>No.</u>	<u>% of Total</u>	<u>No.</u>	<u>% of Total</u>
Guilty as charged	11	42.3%	6	50.0%
Guilty reduced charge	4	15.4%	1	8.3%
Not Guilty	1	3.8%	0	0
Transfer to Juv..Court	0	0	0	0
Dismissed	<u>10</u>	<u>38.5%</u>	<u>5</u>	<u>41.7%</u>
Total	26	100%	12	100%
Trials	4		0	

*Disposition not known for all charges because case reports were not required prior to October 1, 1977.

CONVICTION RESULTS

	<u>FELONIES</u>		<u>MISDEMEANORS</u>	
	<u>No.</u>	<u>% of Total</u>	<u>No.</u>	<u>% of Total</u>
Time Served	10	90.9%	4	36.4%
Probation	0	0	4	36.4%
Deferred Sentence	1	9.1%	0	0
Fine Only	<u>0</u>	<u>0</u>	<u>3</u>	<u>27.2%</u>
Total	11	100%	11	100%

LAMOILLE COUNTY

Fiscal Year 1978

Assigned Counsel

TYPES OF CASES

	<u>No.</u>	<u>% of Total</u>
<u>Felonies - Serious Crimes Against Property & Person:</u>		
Breaking & Entering Day	5	
Breaking & Entering Night	7	
Grand Larceny	11	
Receiving Stolen Property	5	
Total	28	38.8%
<u>Felonies - Fraud:</u>		
Forgery	1	
Uttering Forged Instrument	3	
Total	4	5.6%
<u>Misdemeanors - Disorderly & Endangering Crimes:</u>		
Reckless Endangering	1	
Total	1	1.4%
<u>Misdemeanors - Property:</u>		
Petit Larceny	5	
Receiving Stolen Property	1	
Theft of Services	2	
Unlawful Mischief	1	
Total	9	12.5%
<u>Motor Vehicle Offenses:</u>		
Careless & Negligent	1	
Driving While Intoxicated	1	
Elude Police Officer	1	
Operating Without Owner's Consent	1	
Total	4	5.6%
Fish & Game Violations	3	
Violation of Probation	1	
Miscellaneous	3	
Total	7	9.7%

TYPES OF CASES

	<u>No.</u>	<u>% of Total</u>
Total Adult Cases	53	73.6%
Children In Need Of Care and Supervision	6	
Juvenile Delinquents	<u>13</u>	
Total	<u>19</u>	<u>26.4%</u>
GRAND TOTAL	72	100%

RATIO OF TYPES OF CASES DISPOSED

<u>FELONIES</u>		<u>MISDEMEANORS</u>		<u>JUVENILE</u>		<u>MISCELLANEOUS</u>	
<u>No.</u>	<u>% of Total</u>	<u>No.</u>	<u>% of Total</u>	<u>No.</u>	<u>% of Total</u>	<u>No.</u>	<u>% of Total</u>
109	65.3%	36	21.5%	21	12.6%	1	.6%
TOTAL CHARGES DISPOSED:		167					
CHARGES PARTIALLY HANDLED:		0					
TOTAL CLIENTS SERVED:		81					

DISPOSITION RESULTS*

	<u>FELONIES</u>		<u>MISDEMEANORS</u>	
	<u>No.</u>	<u>% of Total</u>	<u>No.</u>	<u>% of Total</u>
Guilty as charged	12	14.3%	12	40.0%
Guilty reduced charge	16	19.0%	1	3.3%
Not Guilty	0	0	0	0
Transfer to Juv. Court	0	0	1	3.3%
Dismissed	56	66.7%	16	53.4%
Total	84	100%	30	100%
Trials	0		0	

*Disposition not known for all charges because case reports were not required prior to October 1, 1977.

CONVICTION RESULTS

	<u>FELONIES</u>		<u>MISDEMEANORS</u>	
	<u>No.</u>	<u>% of Total</u>	<u>No.</u>	<u>% of Total</u>
Time Served	7	58.3%	9	31.0%
Probation	4	33.3%	12	41.4%
Deferred Sentence	1	8.4%	4	13.8%
Fine Only	0	0	4	13.8%
Total	12	100%	29	100%

RUTLAND COUNTY/DISTRICT

Fiscal Year 1978

Assigned Counsel

TYPES OF CASES

	<u>No.</u>	<u>% of Total</u>
<u>Felonies - Serious Crimes Against Property & Person:</u>		
Assault & Robbery	1	
Breaking & Entering Day	25	
Breaking & Entering Night	27	
Grand Larceny	22	
Possession of Burglar Tools	1	
Receiving Stolen Property	<u>12</u>	
Total	88	52.7%
<u>Felonies - Serious Crimes Against Person:</u>		
Aggravated Assault	1	
Kidnapping	1	
Sexual Assault	<u>1</u>	
Total	3	1.8%
<u>Felonies - Fraud:</u>		
Embezzlement	2	
Extortion	3	
Forgery	5	
Uttering Forged Instrument	<u>1</u>	
Total	<u>11</u>	6.6%
<u>Misdemeanors - Fraud:</u>		
Bad Checks	2	
Welfare Fraud	<u>1</u>	
Total	3	1.8%
<u>Misdemeanors - Disorderly & Endangering Crimes:</u>		
Disorderly Conduct	2	
Hindering Police Officer	1	
Simple Assault	2	
Simple Assault on Police Officer	<u>1</u>	
Total	6	3.6%
<u>Misdemeanors - Property:</u>		
Petit Larceny	11	
Receiving Stolen Property	2	
Theft of Services	1	
Unlawful Mischief	5	
Unlawful Trespass	<u>3</u>	
Total	22	13.2%

Rutland

TYPES OF CASES

	<u>No.</u>	<u>% of Total</u>
<u>Drug Related:</u>		
Possession of Pills (Misdemeanor)	1	
Sale - Hard (Felony)	<u>2</u>	
Total	3	1.8%
<u>Motor Vehicle Offenses:</u>		
Careless & Negligent	1	
Driving While Intoxicated	1	
Operating Without Owner's Consent	<u>2</u>	
Total	4	2.4%
Escape	3	
Violation of Probation	1	
Miscellaneous	<u>2</u>	
Total	6	<u>3.6%</u>
Total Adult Cases	146	87.5%
Children In Need Of Care & Supervision	13	
Juvenile Delinquents	<u>8</u>	
Total	<u>21</u>	<u>12.5%</u>
GRAND TOTAL	167	100%

RATIO OF TYPES OF CASES DISPOSED

<u>FELONIES</u>		<u>MISDEMEANORS</u>		<u>JUVENILE</u>		<u>MISCELLANEOUS</u>	
<u>No.</u>	<u>% of Total</u>	<u>No.</u>	<u>% of Total</u>	<u>No.</u>	<u>% of Total</u>	<u>No.</u>	<u>% of Total</u>
68	47.2%	41	28.5%	28	19.4%	7	4.9%
TOTAL CHARGES DISPOSED:		144					
CHARGES PARTIALLY HANDLED:		8					
TOTAL CLIENTS SERVED:		91					

DISPOSITION RESULTS*

	<u>FELONIES</u>		<u>MISDEMEANORS</u>	
	<u>No.</u>	<u>% of Total</u>	<u>No.</u>	<u>% of Total</u>
Guilty as charged	20	38.5%	10	32.3%
Guilty reduced charge	5	9.6%	1	3.2%
Not Guilty	0	0	0	0
Transfer to Juv..Court	1	1.9%	0	0
Dismissed	26	50.0%	20	64.5%
Total	52	100%	31	100%
Trials	0		0	

*Disposition not known for all charges because case reports were not required prior to October 1, 1977.

CONVICTION RESULTS

	<u>FELONIES</u>		<u>MISDEMEANORS</u>	
	<u>No.</u>	<u>% of Total</u>	<u>No.</u>	<u>% of Total</u>
Time Served	14	70.0%	4	25.0%
Probation	4	20.0%	5	31.3%
Deferred Sentence	2	10.0%	0	0
Fine Only	0	0	7	43.7%
Total	20	100%	16	100%

WASHINGTON COUNTY/DISTRICT

Fiscal Year 1978

Assigned Counsel

TYPES OF CASES

	<u>No.</u>	<u>% of Total</u>
<u>Felonies - Serious Crimes Against Property & Person:</u>		
Assault & Robbery	1	
Breaking & Entering Day	8	
Breaking & Entering Night	15	
Grand Larceny	4	
Larceny From Person	1	
Receiving Stolen Property	5	
Unlawful Mischief	2	
Total	<u>36</u>	25.0%
<u>Felonies - Serious Crimes Against Person:</u>		
Kidnapping	1	
Lewd & Lascivious with Child	1	
Sexual Assault	1	
Total	<u>3</u>	2.1%
<u>Felonies - Fraud:</u>		
False Token	1	
Forgery	6	
Uttering Forged Instrument	5	
Total	<u>12</u>	8.3%
<u>Misdemeanors - Fraud:</u>		
Bad Check	1	
Total	<u>1</u>	.7%
<u>Misdemeanors - Disorderly & Endangering Crimes:</u>		
Disorderly Conduct	5	
Simple Assault	2	
Simple Assault On Police Officer	1	
Total	<u>8</u>	5.6%
<u>Misdemeanors - Property:</u>		
Petit Larceny	4	
Receiving Stolen Property	1	
Unlawful Mischief	2	
Unlawful Trespass	6	
Total	<u>13</u>	9.0%
<u>Drug Related:</u>		
Possession of Marijuana (Misdemeanor)	5	
Sale - Hard (Felony)	17	
Total	<u>22</u>	15.3%

TYPES OF CASES

	<u>No.</u>	<u>% of Total</u>
<u>Motor Vehicle Offenses:</u>		
Driving while License Suspended	2	
Driving While Intoxicated	4	
Leaving Scene of Accident	<u>1</u>	
Total	7	4.9%
Fish & Game Violations	7	
Fugitive From Justice	2	
Mental Commitment	3	
Violation of Probation	1	
Miscellaneous	<u>1</u>	
Total	14	<u>9.7%</u>
Total Adult Cases	116	80.6%
Children In Need Of Care And Supervision	8	
Juvenile Delinquents	<u>20</u>	
Total	<u>28</u>	<u>19.4%</u>
GRAND TOTAL	144	100%

Windham (Assigned Counsel)

RATIO OF TYPES OF CASES DISPOSED

<u>FELONIES</u>		<u>MISDEMEANORS</u>		<u>JUVENILE</u>		<u>MISCELLANEOUS</u>	
<u>No.</u>	<u>% of Total</u>	<u>No.</u>	<u>% of Total</u>	<u>No.</u>	<u>% of Total</u>	<u>No.</u>	<u>% of Total</u>
48	45.3%	33	31.1%	21	19.8%	4	3.8%
TOTAL CHARGES DISPOSED:		106					
CHARGES PARTIALLY HANDLED:		2					
TOTAL CLIENTS SERVED:		69					

DISPOSITION RESULTS*

	<u>FELONIES</u>		<u>MISDEMEANORS</u>	
	<u>No.</u>	<u>% of Total</u>	<u>No.</u>	<u>% of Total</u>
Guilty as charged	13	33.3%	5	29.4%
Guilty reduced charge	5	12.8%	0	0
Not Guilty	0	0	0	0
Transfer to Juv..Court	0	0	1	5.9%
Dismissed	21	53.9%	11	64.7%
Total	39	100%	17	100%
Trials	0		2	

*Disposition not known for all charges because case reports were not required prior to October 1, 1977.

CONVICTION RESULTS

	<u>FELONIES</u>		<u>MISDEMEANORS</u>	
	<u>No.</u>	<u>% of Total</u>	<u>No.</u>	<u>% of Total</u>
Time Served	6	46.2%	2	20.0%
Probation	7	53.8%	4	40.0%
Deferred Sentence	0	0	0	0
Fine Only	0	0	4	40.0%
Total	13	100%	10	100%

Fiscal Year 1978Assigned CounselTYPES OF CASES

	<u>No.</u>	<u>% of Total</u>
<u>Felonies - Serious Crimes Against Property & Person:</u>		
Arson	1	
Breaking & Entering Day	4	
Breaking & Entering Night	21	
Grand Larceny	12	
Receiving Stolen Property	5	
Total	<u>43</u>	40.5%
<u>Felonies - Serious Crimes Against Person:</u>		
Fellatio	1	
Lewd & Lascivious	1	
Sexual Assault	<u>1</u>	
Total	3	2.8%
<u>Misdemeanors - Disorderly & Endangering Crimes:</u>		
Disorderly Conduct	5	
Setting Fires	<u>1</u>	
Total	6	5.7%
<u>Misdemeanors - Property:</u>		
Petit Larceny	8	
Receiving Stolen Property	2	
Unlawful Mischief	<u>3</u>	
Total	13	12.3%
<u>Misdemeanors - Person:</u>		
Open Container	1	
Possession/Furnishing Malt Beverage	<u>1</u>	
Total	2	1.9%
<u>Drug Related:</u>		
Possession of Marijuana (Misdemeanor)	1	
Sale - Hard (Felony)	<u>3</u>	
Total	4	3.8%
<u>Motor Vehicle Offenses:</u>		
Careless & Negligent	1	
Driving While License Suspended	5	
Driving While Intoxicated	2	
Elude Police Officer	1	
Operating Without Owner's Consent	<u>1</u>	
Total	10	9.4%

Windham

TYPES OF CASES

	<u>No.</u>	<u>% of Total</u>
Mental Commitment	1	
Violation of Probation	<u>3</u>	
Total	4	<u>3.8%</u>
Total Adult Cases	85	80.2%
Children In Need Of Care And Supervision	11	
Juvenile Delinquents	<u>10</u>	
Total	<u>21</u>	<u>19.8%</u>
GRAND TOTAL	106	100%

RATIO OF TYPES OF CASES DISPOSED

<u>FELONIES</u>		<u>MISDEMEANORS</u>		<u>JUVENILE</u>		<u>MISCELLANEOUS</u>	
<u>No.</u>	<u>% of Total</u>	<u>No.</u>	<u>% of Total</u>	<u>No.</u>	<u>% of Total</u>	<u>No.</u>	<u>% of Total</u>
74	39.8%	64	34.4%	45	24.2%	3	1.6%
TOTAL CHARGES DISPOSED:		186					
CHARGES PARTIALLY HANDLED:		10					
TOTAL CLIENTS SERVED:		112					

DISPOSITION RESULTS*

	<u>FELONIES</u>		<u>MISDEMEANORS</u>	
	<u>No.</u>	<u>% of Total</u>	<u>No.</u>	<u>% of Total</u>
Guilty as charged	14	22.9%	10	20.4%
Guilty reduced charge	12	19.7%	6	12.2%
Not Guilty	1	1.6%	0	0
Transfer to Juv..Court	0	0	1	2.1%
Dismissed	<u>34</u>	<u>55.8%</u>	<u>32</u>	<u>65.3%</u>
Total	61	100%	49	100%
Trials	1		0	

*Disposition not known for all charges because case reports were not required prior to October 1, 1977.

CONVICTION RESULTS

	<u>FELONIES</u>		<u>MISDEMEANORS</u>	
	<u>No.</u>	<u>% of Total</u>	<u>No.</u>	<u>% of Total</u>
Time Served	6	42.9%	8	28.6%
Probation	7	50.0%	11	39.3%
Deferred Sentence	0	0	0	0
Fine Only	<u>1</u>	<u>7.1%</u>	<u>9</u>	<u>32.1%</u>
Total	14	100%	28	100%

WINDSOR/ORANGE DISTRICT

Fiscal Year 1978

Assigned Counsel

TYPES OF CASES

	<u>No.</u>	<u>% of Total</u>
<u>Felonies - Serious Crimes Against Property & Person:</u>		
Arson	1	
Breaking & Entering Day	4	
Breaking & Entering Night	31	
Grand Larceny	16	
Receiving Stolen Property	9	
Total	61	32.8%
<u>Felonies - Serious Crimes Against Person:</u>		
Aggravated Assault	5	
Total	5	2.7%
<u>Felonies - Fraud:</u>		
False Token	1	
Uttering Forged Instrument	3	
Total	4	2.1%
<u>Misdemeanors - Disorderly & Endangering Crimes:</u>		
Disorderly Conduct	7	
Noise in Night	1	
Public Intoxication	3	
Reckless Endangering	2	
Simple Assault	8	
Simple Assault on Police Officer	2	
Total	23	12.4%
<u>Misdemeanors - Property:</u>		
Petit Larceny	24	
Receiving Stolen Property	2	
Unlawful Trespass	2	
Total	28	15.1%
<u>Misdemeanors - Persons:</u>		
Possession/Furnishing Malt Beverage	2	
Total	2	1.1%
<u>Drug Related:</u>		
Sale - Hard (Felony)	4	
Total	4	2.1%

TYPES OF CASES

	<u>No.</u>	<u>% of Total</u>
<u>Motor Vehicle Offenses:</u>		
Driving While License Suspended	3	
Leaving Scene of Accident	1	
Operating without Owner's Consent	4	
Other	<u>3</u>	
Total	11	5.9%
Contempt	1	
Violation of Probation	<u>2</u>	
Total	3	<u>1.6%</u>
Total Adult Cases	141	75.8%
Children In Need Of Care And Supervision	23	
Juvenile Delinquents	<u>22</u>	
Total	<u>45</u>	<u>24.2%</u>
GRAND TOTAL	186	100%

RATIO OF TYPES OF CASES DISPOSED

<u>FELONIES</u>		<u>MISDEMEANORS</u>		<u>JUVENILE</u>		<u>MISCELLANEOUS</u>	
<u>No.</u>	<u>% of Total</u>	<u>No.</u>	<u>% of Total</u>	<u>No.</u>	<u>% of Total</u>	<u>No.</u>	<u>% of Total</u>
46	32.4%	52	36.6%	41	28.9%	3	2.1%
TOTAL CHARGES DISPOSED:		142					
CHARGES PARTIALLY HANDLED:		9					
TOTAL CLIENTS SERVED:		87					

DISPOSITION RESULTS*

	<u>FELONIES</u>		<u>MISDEMEANORS</u>	
	<u>No.</u>	<u>% of Total</u>	<u>No.</u>	<u>% of Total</u>
Guilty as charged	10	27.8%	6	15.4%
Guilty reduced charge	4	11.1%	5	12.8%
Not Guilty	1	2.8%	0	0
Transfer to Juv..Court	0	0	0	0
Dismissed	21	58.3%	28	71.8%
Total	36	100%	39	100%
Trials	1		0	

*Disposition not known for all charges because case reports were not required prior to October 1, 1977.

CONVICTION RESULTS

	<u>FELONIES</u>		<u>MISDEMEANORS</u>	
	<u>No.</u>	<u>% of Total</u>	<u>No.</u>	<u>% of Total</u>
Time Served	4	40.0%	2	13.3%
Probation	6	60.0%	5	33.3%
Deferred Sentence	0	0	0	0
Fine Only	0	0	8	53.4%
Total	10	100%	15	100%

WINDSOR COUNTY

Fiscal Year 1978

Assigned Counsel

TYPES OF CASES

	<u>No.</u>	<u>% of Total</u>
<u>Felonies - Serious Crimes Against Property & Person:</u>		
Arson	1	
Breaking & Entering Day	4	
Breaking & Entering Night	19	
Grand Larceny	8	
Receiving Stolen Property	5	
Total	<u>37</u>	26.1%
<u>Felonies - Serious Crimes Against Person:</u>		
Aggravated Assault	4	
Total	<u>4</u>	2.8%
<u>Felonies Fraud:</u>		
False Token	1	
Uttering Forged Instrument	3	
Total	<u>4</u>	2.8%
<u>Misdemeanors - Disorderly & Endangering Crimes:</u>		
Disorderly Conduct	5	
Noise in Night	1	
Public Intoxication	3	
Reckless Endangering	2	
Simple Assault	8	
Simple Assault - Police Officer	1	
Total	<u>20</u>	14.1%
<u>Misdemeanors - Property:</u>		
Petit Larceny	22	
Receiving Stolen Property	2	
Unlawful Trespass	1	
Total	<u>25</u>	17.6%
<u>Misdemeanors - Person:</u>		
Possession/Furnishing Malt Beverage	1	
Total	<u>1</u>	.7%
<u>Drug Related:</u>		
Sale - Hard (Felony)	1	
Total	<u>1</u>	.7%

TYPES OF CASES

	<u>No.</u>	<u>% of Total</u>
<u>Motor Vehicle Offenses:</u>		
Driving While License Suspended	2	
Leaving Scene of Accident	1	
Other	<u>3</u>	
Total	6	4.2%
Contempt	1	
Violation of Probation	<u>2</u>	
Total	3	<u>2.1%</u>
Total Adult Cases	101	71.1%
Children In Need Of Care & Supervision	21	
Juvenile Delinquents	<u>20</u>	
Total	<u>41</u>	<u>28.9%</u>
GRAND TOTAL	142	100%

RATIO OF TYPES OF CASES DISPOSED

<u>FELONIES</u>		<u>MISDEMEANORS</u>		<u>JUVENILE</u>		<u>MISCELLANEOUS</u>	
<u>No.</u>	<u>% of Total</u>	<u>No.</u>	<u>% of Total</u>	<u>No.</u>	<u>% of Total</u>	<u>No.</u>	<u>% of Total</u>
28	63.6%	12	27.3%	4	9.1%	0	0
TOTAL CHARGES DISPOSED:		44					
CHARGES PARTIALLY HANDLED:		1					
TOTAL CLIENTS SERVED:		25					

DISPOSITION RESULTS*

	<u>FELONIES</u>		<u>MISDEMEANORS</u>	
	<u>No.</u>	<u>% of Total</u>	<u>No.</u>	<u>% of Total</u>
Guilty as charged	4	16.0%	4	40.0%
Guilty reduced charge	8	32.0%	1	10.0%
Not Guilty	0	0	0	0
Transfer to Juv..Court	0	0	1	10.0%
Dismissed	13	52.0%	4	40.0%
Total	25	100%	10	100%
Trials	0		0	

*Disposition not known for all charges because case reports were not required prior to October 1, 1977.

CONVICTION RESULTS

	<u>FELONIES</u>		<u>MISDEMEANORS</u>	
	<u>No.</u>	<u>% of Total</u>	<u>No.</u>	<u>% of Total</u>
Time Served	2	50.0%	6	46.2%
Probation	1	25.0%	6	46.2%
Deferred Sentence	0	0	0	0
Fine Only	1	25.0%	1	7.6%
Total	4	100%	13	100%

ORANGE COUNTY

Fiscal Year 1978

Assigned Counsel

TYPES OF CASES

	<u>No.</u>	<u>% of Total</u>
<u>Felonies - Serious Crimes Against Property & Person:</u>		
Breaking & Entering Night	12	
Grand Larceny	8	
Receiving Stolen Property	4	
Total	24	54.5%
<u>Felonies - Serious Crimes Against Person:</u>		
Aggravated Assault	1	
Total	1	2.3%
<u>Misdemeanors - Disorderly & Endangering Crimes:</u>		
Disorderly Conduct	2	
Simple Assault On Police Officer	1	
Total	3	6.8%
<u>Misdemeanors - Property:</u>		
Petit Larceny	2	
Unlawful Trespass	1	
Total	3	6.8%
<u>Misdemeanors - Person:</u>		
Possession/Furnishing Malt Beverage	1	
Total	1	2.3%
<u>Drug Related:</u>		
Sale - Hard (Felony)	3	
Total	3	6.8%
<u>Motor Vehicle Offenses:</u>		
Driving While License Suspended	1	
Operating without Owner's Consent	4	
Total	5	11.4%
Total Adult Cases	40	90.9%
Children In Need Of Care and Supervision	2	
Juvenile Delinquents	2	
Total	4	9.1%
GRAND TOTAL	44	100%



END