

ARRESTS IN LOUISIANA 1975-77



55929

ARRESTS IN LOUISIANA 1975 - 1977

December , 1978

NCJRS

APR 2 1979

ACQUISITIONS

LOUISIANA COMMISSION ON LAW ENFORCEMENT
LOUISIANA CRIMINAL JUSTICE INFORMATION SYSTEM DIVISION
1885 WOODDALE BOULEVARD, ROOM 502
BATON ROUGE, LOUISIANA 70806

LOUISIANA COMMISSION ON LAW ENFORCEMENT

BAILEY GRANT

SHERIFF OF OUACHITA PARISH
CHAIRMAN

JOHN M. MAMOULIDES

DISTRICT ATTORNEY, 24TH DISTRICT
VICE-CHAIRMAN

WINGATE M. WHITE

EXECUTIVE DIRECTOR

LOUISIANA CRIMINAL JUSTICE INFORMATION SYSTEM

DERALD W. SMITH

DIRECTOR

N. PATRICK LEMOINE

DIRECTOR

CENTER FOR RESEARCH AND ANALYSIS

Prepared By: Paul E. Grosser, PhD.
Linda J. Robinson

Illustrator: Rose Sanford
Carol Papageorge
David Byars

Support Staff : Barbara Bessix

This public document was published at a cost of \$3.83 per copy by the Division of Administration, Administrative Services Print Shop, P.O. Box 44095, Capitol Station, Baton Rouge, Louisiana, 70804, to inform the public of the number of reported arrests in Louisiana under authority of Title 15, Louisiana Revised Statutes. This material was printed in accordance with the standards for printing by the state agencies established pursuant to R.S. 43:31.

TABLE OF CONTENTS

| | PAGE |
|-----------------------|------|
| Introduction..... | iii |
| Total Arrests..... | 1 |
| Adult Arrests..... | 15 |
| Juvenile Arrests..... | 23 |

APPENDIX CONTENTS

| TABLE | | PAGE |
|-------|--|------|
| 1 | 1977 Arrests by Age for Louisiana..... | 32 |
| 2 | 1976 Arrests by Age for Louisiana..... | 34 |
| 3 | Comparison of Louisiana's Population, Total Index Crime Arrests, and Total Index Crime Arrests Rates by Parish, 1976-1977..... | 36 |
| 4 | Comparison of Louisiana's Violent Crime Arrests by Parish, 1976-1977..... | 38 |
| 5 | Comparison of Louisiana's Index Violent Crime Arrest Rates by Parish, 1976-1977..... | 40 |
| 6 | Comparison of Louisiana's Index Property Crime Arrests by Parish, 1976-1977..... | 42 |
| 7 | Comparison of Louisiana's Index Property Crime Arrest Rates by Parish, 1976-1977..... | 44 |
| 8 | Comparison of Louisiana's Non-Index Crime Arrests by Parish, 1976-1977..... | 46 |
| 9 | Comparison of Louisiana's Non-Index Crime Arrest Rates by Parish, 1976-1977..... | 48 |
| 10 | Arrests by Standard Metropolitan Statistical Areas (SMSA) and the State, 1976-1977..... | 50 |
| 11-74 | 1976 and 1977 Arrests for Each Parish by Age and Sex..... | 52 |
| 75 | Louisiana Arrests by Sex and Age, 1976-1977..... | 116 |
| 76 | 1977 Delinquency Report by Month - ASRA Form..... | 117 |
| 77 | 1977 Delinquency Report by Month - ASRJ Form..... | 118 |
| 78 | 1975 Arrests by Parish in Louisiana..... | 119 |


I N T R O D U C T I O N

The purpose of this special report is to supplement the criminal justice analysis published in Crime in Louisiana, 1977. The 1975 arrest data are from the audit forms sent out to the Law Enforcement agencies in June of 1976. These are figures estimating 12 months reporting from any agency submitting at least one month of Louisiana Uniform Crime Report (LUCR) Arrest Data to the LCJIS Division by February, 1976. The 1976 and 1977 arrest data are the actual figures from LUCR's Age, Sex, and Race of Adults (ASRA) and Age, Sex, and Race of Juveniles (ASRJ) arrest forms received by LCJIS as of March, 1978. Because the 1975 arrest data are estimated and the 1976 and 1977 arrest data are the actual reported figures, comparison between the the 1975 arrest data and the 1976 - 1977 arrest data would be misleading. It should be noted that 1976 is considered the base year for arrest data from the LUCR system.

It is advisable not to link the offenses reported with arrests made as the offenses reported are the number of incidences and the arrests are the number of individuals.

The limitations of the data dictated a rather generalized analysis of arrests. Analysis in this report includes both comparisons between 1976 and 1977 Criminal Arrests by Age as well as Location of Arrests Relative to Population.

It should be noted that there are two different arrest totals in this report. This is due to the fact that the basic computer programs for the arrest data were run in March 1978 and a supplementary program for a breakdown of arrests by offense and age was run in August 1978. Between March and August, additional data had been entered into the LUCR master file giving a different total. These differences are not statistically significant. It should be pointed out that most the narrative uses the latest figures (August 1978).



TOTAL ARRESTS



TOTAL ARRESTS
IN
LOUISIANA,
1976 AND 1977

A total of 193,158 arrests were made in 1977; a 10.0 percent increase over the 175,626 arrests in 1976.

Index Crime* Arrests numbered 49,494, or 25.6 percent of Total Arrests. This is a 7.3 percent increase over the 46,114 Index Crime Arrests made in 1976.

Violent Crime Arrests (Criminal Homicide, Forcible Rape, Robbery, and Aggravated Assault) numbered 11,727, representing 23.7 percent of Index Crime Arrests or 6.1 percent of Total Arrests. This is a 7.8 percent increase over the 10,874 Violent Crime Arrests in 1976.

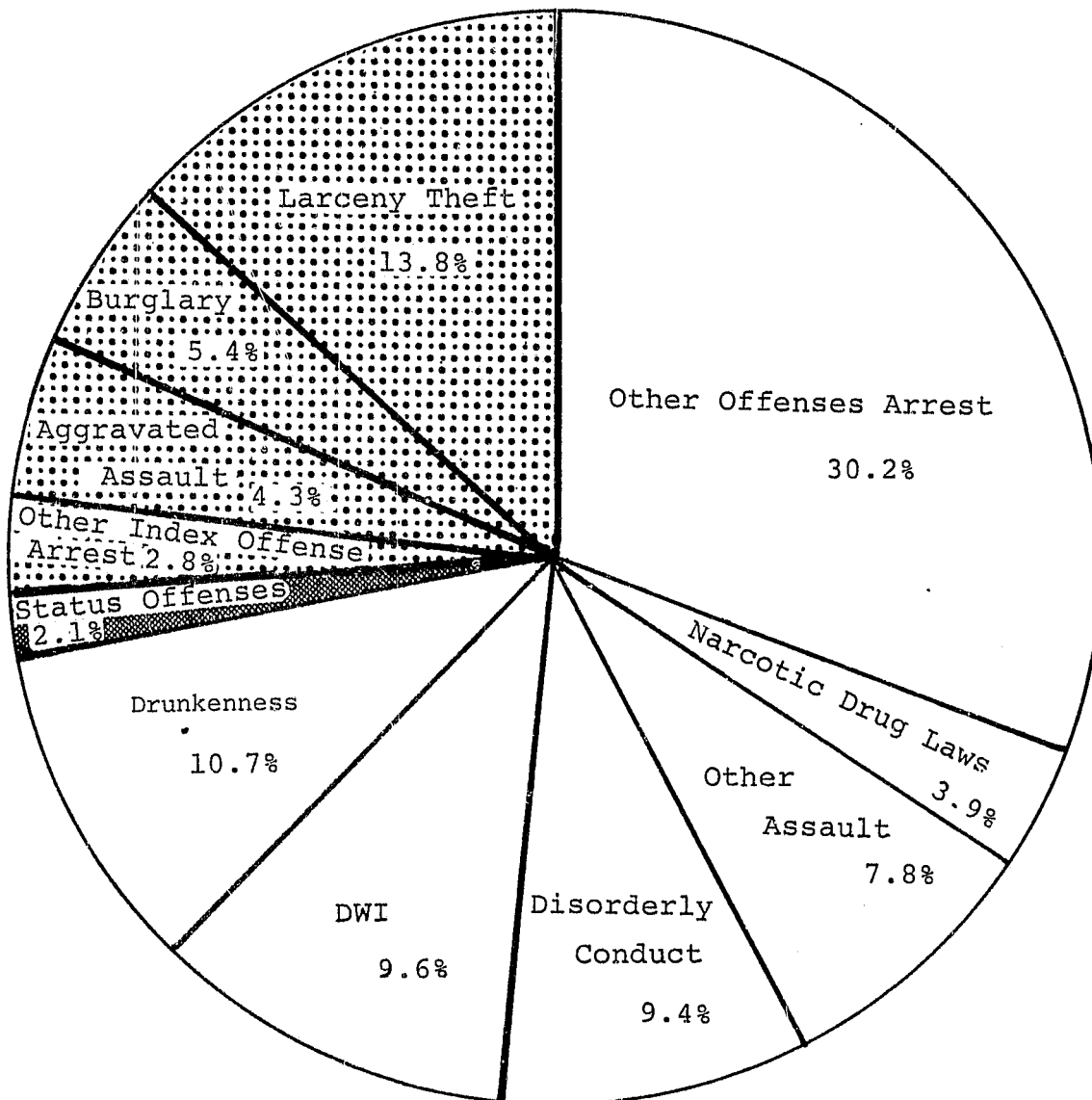
Property Crime Arrests (Burglary, Larceny-Theft, and Motor Vehicle Theft) numbered 37,767, representing 76.3 percent of Index Crime Arrests or 19.5 percent of Total Arrests. This is a 7.2 percent increase over the 35,240 Property Crime Arrests in 1976.

Other Arrests (non-index) numbered 139,605, or 72.3 percent of Total Arrests; a 10.9 percent increase over the 125,893 arrests in 1976.

Status Offense Arrests (Curfew and Loitering Law Violations, and Runaways) numbered 4,059, or 2.1 percent of Total Arrests; a 12.2 percent increase over the 3,619 arrests in 1976.

* Index Crimes are those criminal acts deemed "serious" by the International Association of Chiefs of Police. A criminal act is considered "serious" if it meets a set of criteria; namely, that the act would occur regardless of geographical location; that it would be an offense most likely to be reported to law enforcement, that it would affront the moral sensitivities of our society's rational being, and that it would occur with sufficient frequency to make it statistically significant. This group of criminal acts is referred to as "Crime Index". Each specific criminal act is commonly called an "Index Crime": They are Criminal Homicide, Forcible Rape, Robbery, Aggravated Assault, Burglary, Larceny-Theft, and Motor Vehicle Theft.

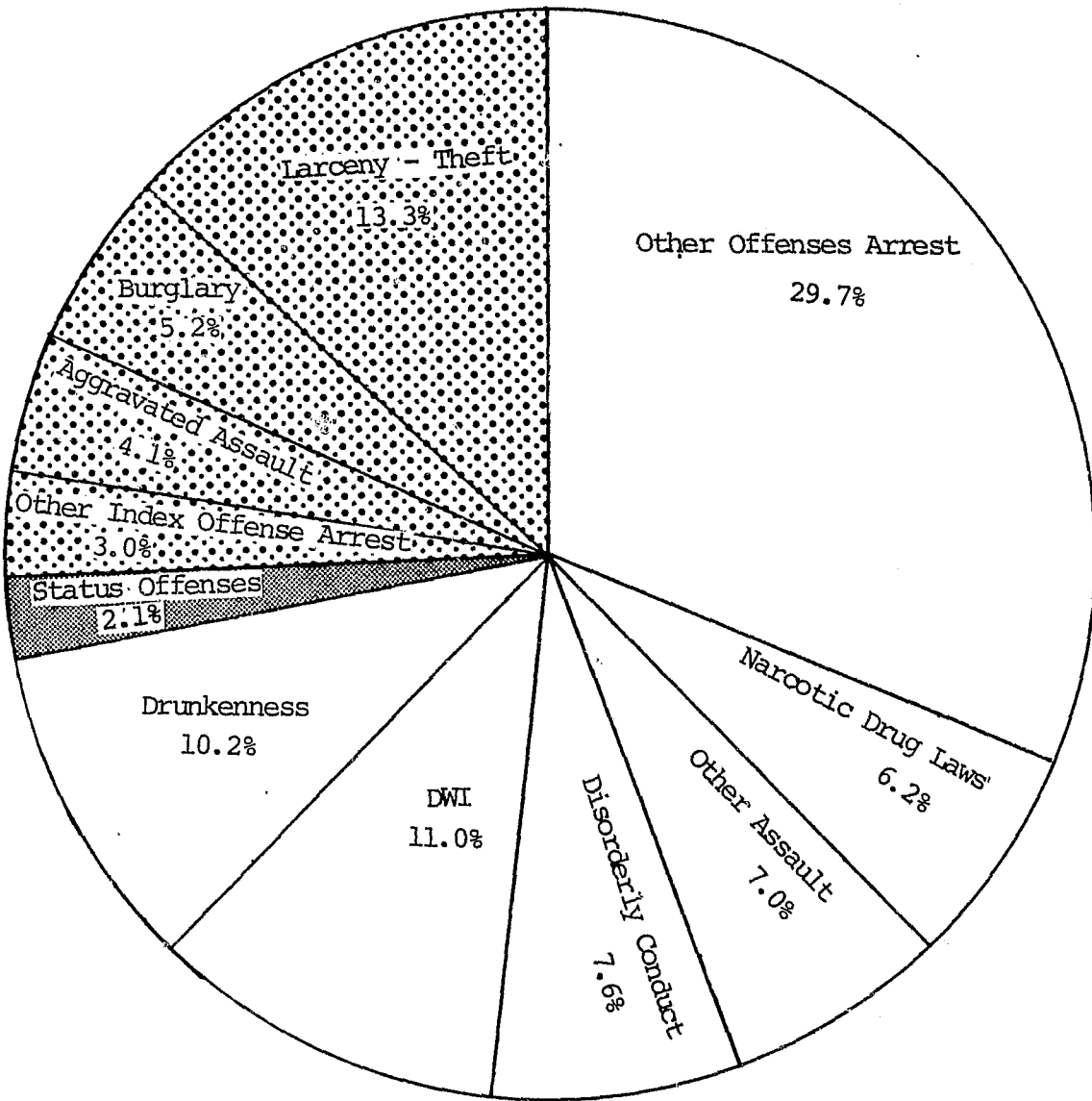
PERCENT DISTRIBUTION OF TOTAL ARRESTS BY OFFENSE, 1976



In 1976 and 1977, adult arrests accounted for 84 percent of the total arrests. For this reason, the pie charts for Adult Arrests and Total Arrests are very similar. In fact there are only three specific crime categories significantly impacted by juvenile arrests. Because Larceny-Theft and Burglary accounted for a large portion of juvenile arrests, the percentages for the total arrests for these two crimes exceeded that of the adult arrests. Arrest for Status Offenses was the third category for which juvenile arrests significantly altered the proportions for total arrests.

SOURCE: Louisiana Commission on Law Enforcement, LCJIS Division.

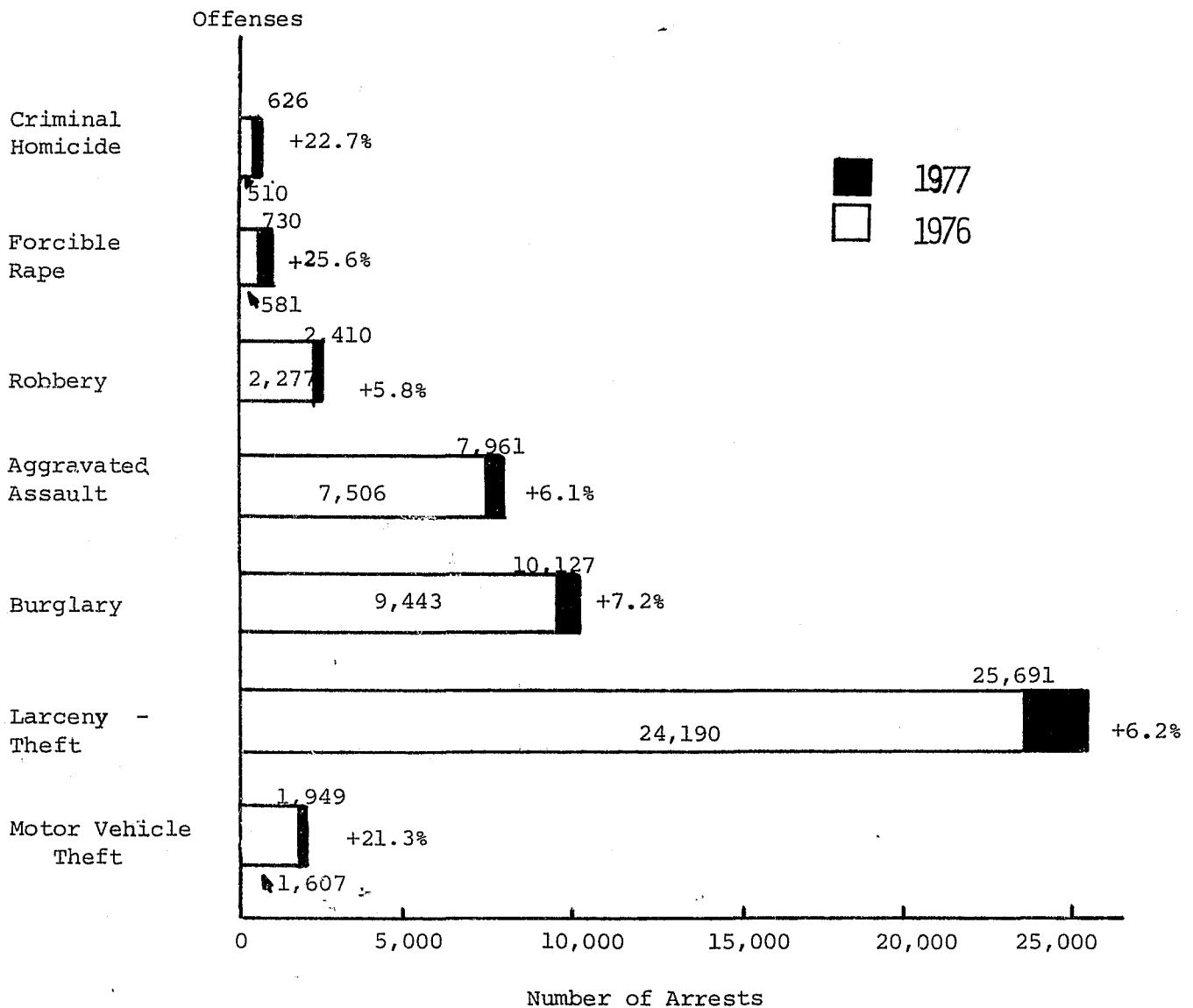
PERCENT DISTRIBUTION OF TOTAL ARRESTS BY OFFENSE, 1977



The proportions for Larceny-Theft, Burglary and Aggravated Assault decreased slightly in 1977. The most significant changes are in the Other Offenses, with DWI (21,180) increasing by 1.4 percent (1.4%) and Narcotic Drug Laws (11,974) increasing by 2.3 percent (2.3%). Both the increases and decreases in the specific crime categories mentioned above were significantly impacted by the changes in adult arrests.

SOURCE: Louisiana Commission on Law Enforcement, LCJIS Division. (August 1978).

COMPARISON BY YEAR OF TOTAL INDEX OFFENSE ARRESTS, 1976 - 1977

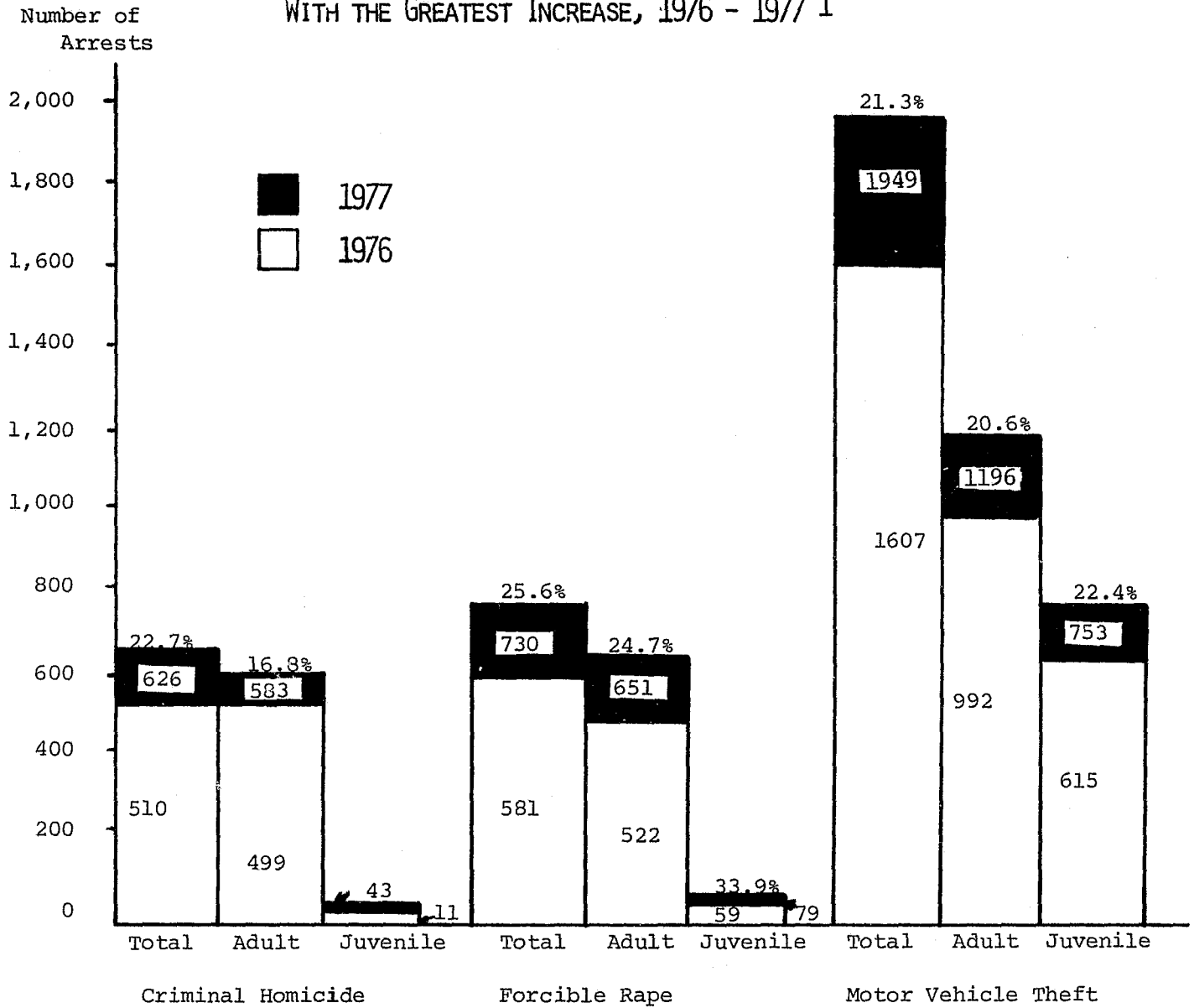


The seven Index Offenses experienced an increase in arrests in 1977 over 1976. Robbery experienced the lowest percent increase with a 5.8 percent change from 2,277 arrests in 1976 to 2,410 arrests in 1977. Forcible Rape experienced the highest percent increase with a 25.6 percent change from 581 arrests in 1976 to 730 arrests in 1977.

Source: Louisiana Commission on Law Enforcement, LCJIS Division (August, 1978)

COMPARISON BY YEAR OF THE THREE INDEX OFFENSE ARRESTS

WITH THE GREATEST INCREASE, 1976 - 1977 ¹



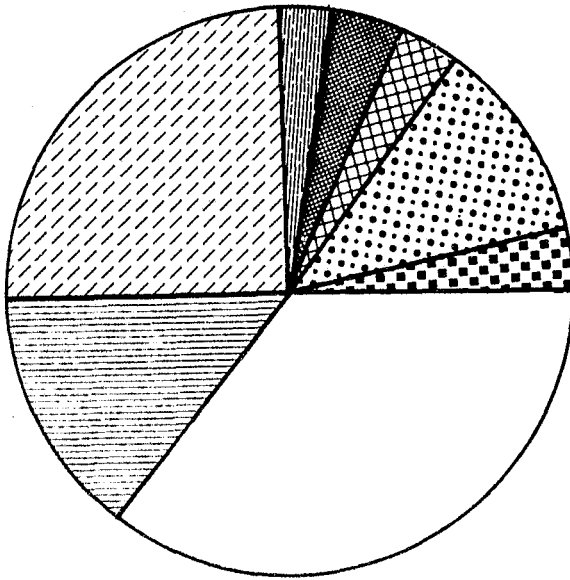
Arrests for Criminal Homicide, Forcible Rape and Motor Vehicle Theft had an increase of over 20 percent from 1976 to 1977. During the same time period, offenses reported for the three Index Crimes had an increase of over 10 percent. Although offense and arrest statistics cannot logically be compared, the increase in arrests does suggest the possibility that the law enforcement agencies reacted in a positive manner to the crime increase. It should be noted that Criminal Homicide, Forcible Rape, and Motor Vehicle Theft accounted for less than seven percent of the Index Crimes.

¹Percent change was not computed for that instance where the units of comparison were less than 50.

Source: Louisiana Commission on Law Enforcement, LCJIS Division (August, 1978)

COMPARISON OF POPULATION AND TOTAL ARRESTS FOR LOUISIANA'S MAJOR METROPOLITAN AND NON-METROPOLITAN AREAS, 1977

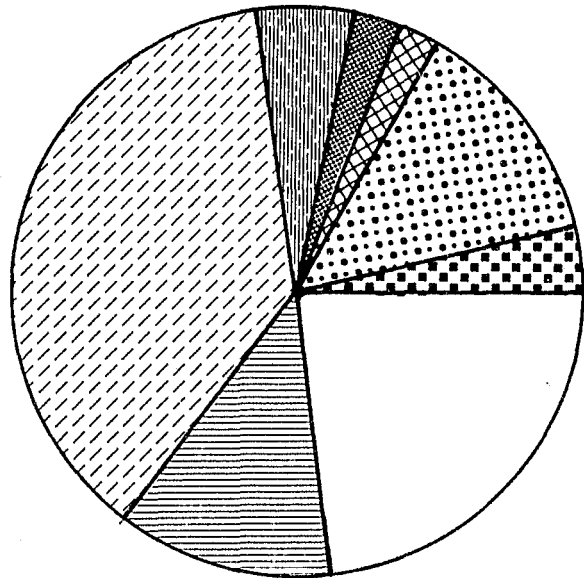
Population (3,921,344)



| | | |
|--|------------------|--------|
| | Alexandria | 3.6 % |
| | Baton Rouge | 11.1 % |
| | Lafayette | 3.4 % |
| | Lake Charles | 4.0 % |
| | Monroe | 3.3 % |
| | Orleans | 28.9 % |
| | Shreveport | 9.1 % |
| | Non-Metropolitan | 36.7 % |

TOTAL ARRESTS (139,692)

| | | |
|--|------------------|--------|
| | Alexandria | 3.5 % |
| | Baton Rouge | 13.0 % |
| | Lafayette | 2.3 % |
| | Lake Charles | 2.9 % |
| | Monroe | 5.3 % |
| | Orleans | 37.2 % |
| | Shreveport | 8.1 % |
| | Non-Metropolitan | 27.7 % |

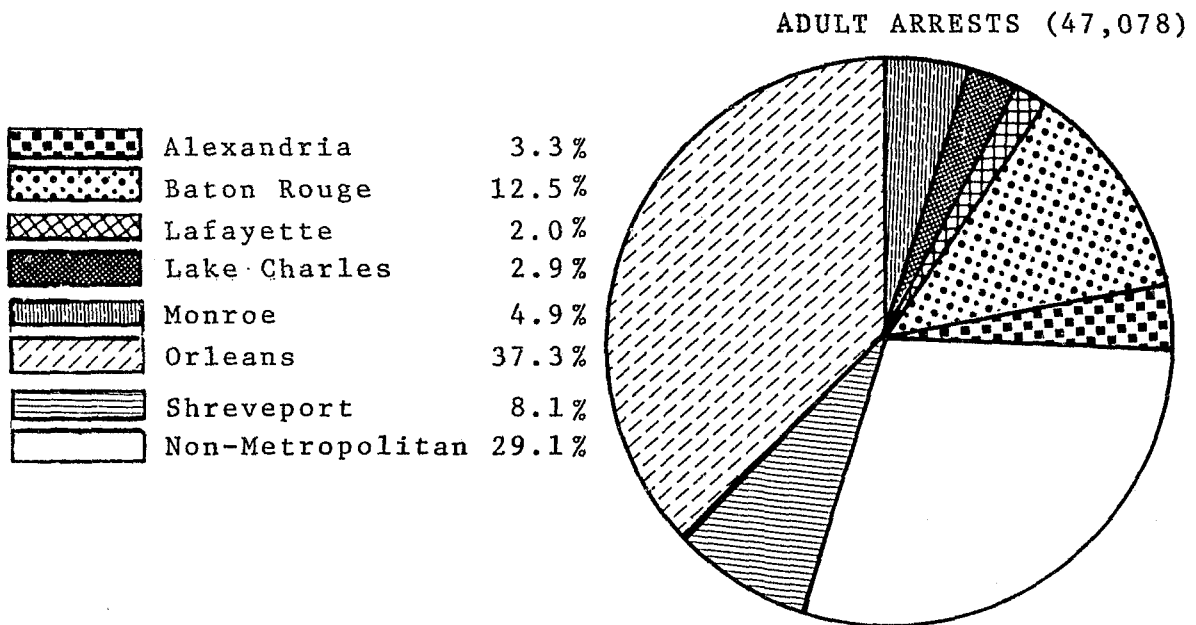
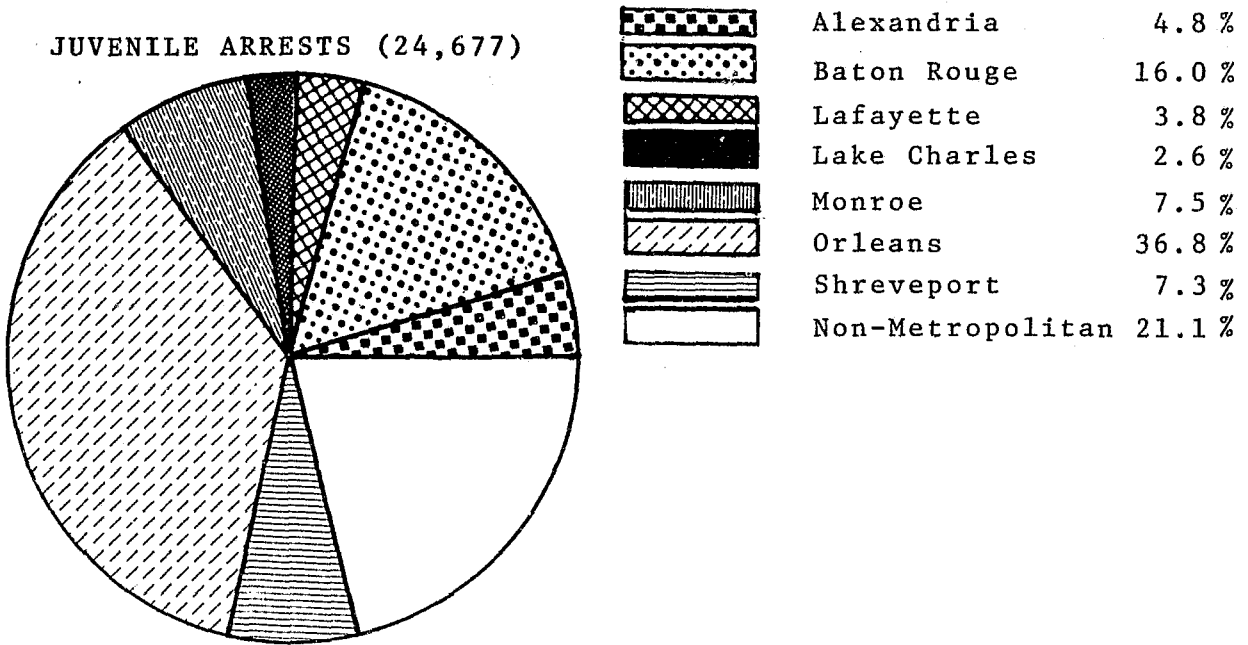


Sixty-three percent (63%) of Louisiana population (2,482,146) resided in the 16 parishes making up the State's seven Standard Metropolitan Statistical Areas (SMSA), yet accounted for 72 percent (72%) of total arrest (139,692). The New Orleans SMSA had 29 percent (29%) of the State's population (1,133,108) and 37 percent (37%) of the total arrests (71,873); thereby accounting for most of the differences between the percentage of the metropolitan population and total arrests. The remaining six SMSA's had similar proportions for population and total arrests.

SOURCES: Louisiana Commission on Law Enforcement, LCJIS Division. (August 1978).

Louisiana Tech University, The Louisiana Economy.

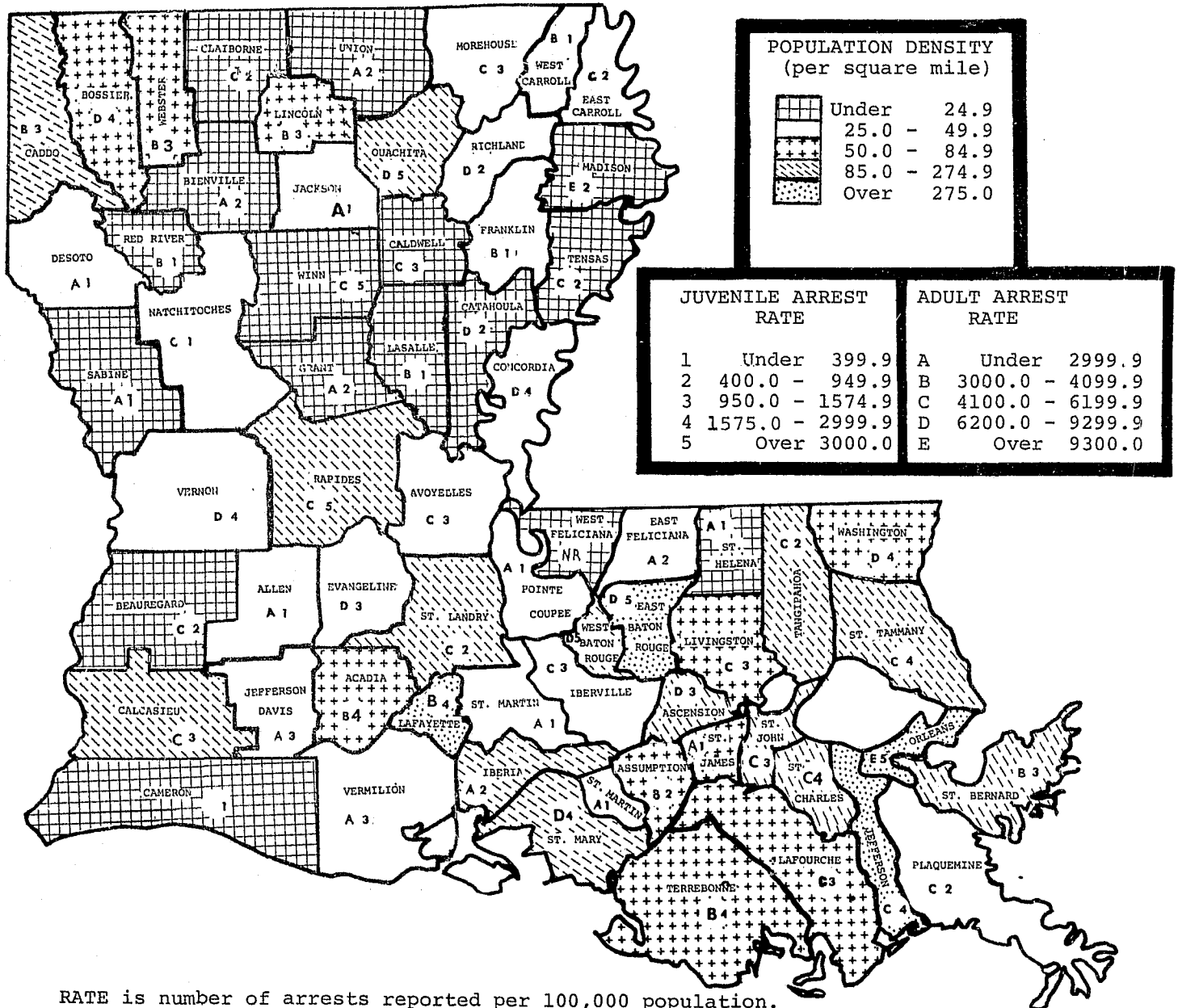
COMPARISON OF JUVENILE ARRESTS AND ADULT ARRESTS FOR LOUISIANA'S
MAJOR METROPOLITAN AND NON-METROPOLITAN AREAS 1977



Both juvenile and adult arrests in the seven SMSA's were proportionately higher than their population (63%), with juvenile arrests (24,677) accounting for 79 percent (79%) and adult arrests (47,078) accounting for 71 percent (71%). Baton Rouge SMSA, Monroe SMSA, and New Orleans SMSA accounted for most of the differences between the percentage of the metropolitan population and juvenile arrests. The New Orleans SMSA had 29 percent (29%) of the State's population (1,133,108) and 37 percent (37%) of adult arrests (71,873); thereby accounting for most of the differences between the percentage of the metropolitan population and adult arrests. The remaining SMSA's had similar proportions for population and arrests, both juveniles and adults.

SOURCE: Louisiana Commission on Law Enforcement, LCJIS Division.
(August 1978).

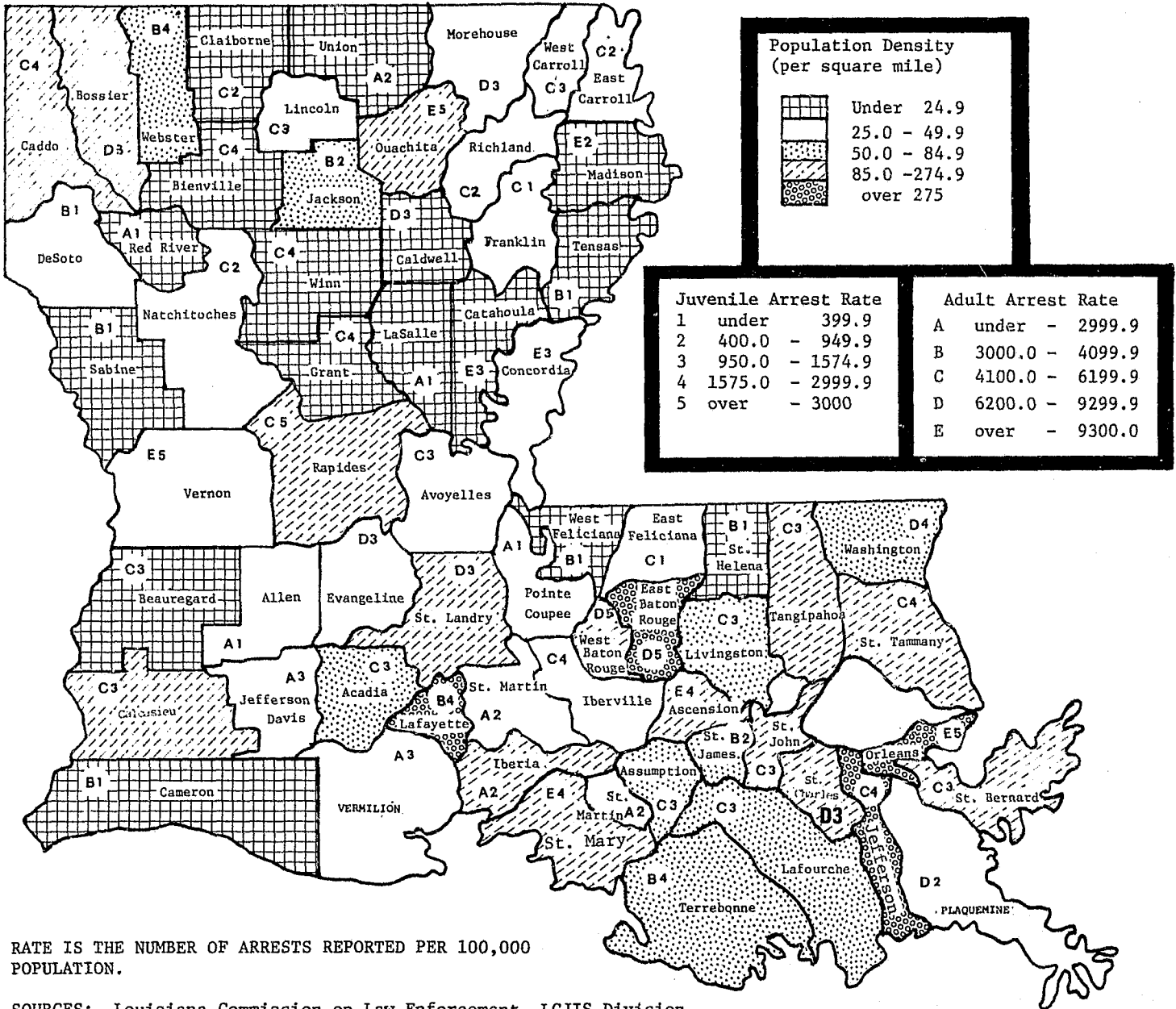
POPULATION DENSITY, JUVENILE ARREST RATES AND ADULT ARREST RATES
LOUISIANA PARISHES, 1976



RATE is number of arrests reported per 100,000 population.

Source: Louisiana Commission on Law Enforcement, LCJIS Division
Louisiana Tech University, The Louisiana Economy.

POPULATION DENSITY, JUVENILE ARREST RATES, AND ADULT ARREST RATES IN LOUISIANA PARISHES, 1977



Population Density
(per square mile)

| | |
|--|--------------|
| | Under 24.9 |
| | 25.0 - 49.9 |
| | 50.0 - 84.9 |
| | 85.0 - 274.9 |
| | over 275 |

Juvenile Arrest Rate

| | | |
|---|----------|--------|
| 1 | under | 399.9 |
| 2 | 400.0 - | 949.9 |
| 3 | 950.0 - | 1574.9 |
| 4 | 1575.0 - | 2999.9 |
| 5 | over | 3000 |

Adult Arrest Rate

| | | |
|---|----------|--------|
| A | under | 2999.9 |
| B | 3000.0 - | 4099.9 |
| C | 4100.0 - | 6199.9 |
| D | 6200.0 - | 9299.9 |
| E | over | 9300.0 |

SOURCES: Louisiana Commission on Law Enforcement, LCJIS Division.
Louisiana Tech University, The Louisiana Economy.

POPULATION DENSITY, JUVENILE ARREST RATES

AND

ADULT ARREST RATE IN 1976 AND 1977

The preceding maps depict Population Density, Adult Arrest Rates, and Juvenile Arrest Rates* by Parish for 1976 and 1977. The maps indicate that as population density increases, the juvenile and adult arrest rates increase.

There are some notable exceptions for both years. Iberia Parish has a high population density but comparatively low juvenile and adult arrest rates. Conversely, Caldwell, Concordia, Vernon, and Winn Parishes have low population densities but high arrest rates.

In the area of Adult Arrest Rates, Catahoula, Evangeline, and Madison Parishes have low population densities and a high Adult Arrest Rate. On the other hand, Jefferson and Lafayette Parishes have a low Adult Arrest Rate relative to population density.

Bienville and Grant Parishes in 1976 have low population densities and low arrest rates. In 1977 their population density remained low, while both parishes experienced notable increases in both juvenile and adult arrests.

* Arrest Rates: The percentage distributions of adult and juvenile population based on the 1970 Census, were applied to the 1976 parish population estimates. These estimates, by age, divided into the number of adult or juvenile arrests and multiplied by 100,000 produced the Arrest Rate.

FEMALE ARRESTS


IN LOUISIANA

1976 AND 1977

Total Female arrests increased 7.3 percent from 29,768 in 1976 to 31,958 in 1977. Adult Female arrests increased 5.2 percent over 1976, but Juvenile Female arrests increased 15.1 percent from 1976 to 1977. Female arrests accounted for 16.5 percent of total arrests in 1976 and 1977.

Female arrests for Index Offenses increased 10.0 percent from 9,599 in 1976 to 10,559 in 1977. Adult Female Index arrests increased 8.1 percent over 1976, but Juvenile Female Index arrests increased 15.7 percent from 1976 to 1977. However, Female Index arrests accounted for only 20.8 percent of Index arrests in 1976 and 21.3 percent in 1977.

Larceny-Theft is the largest Index Offense for Females. Female arrests for this offense increased 11.0 percent from 7,690 in 1976 to 8,537 in 1977. Adult Female arrests for Larceny-Theft increased 9.3 percent from 5,659 in 1976 to 6,186 in 1977, but Juvenile Female arrests for Larceny-Theft increased 15.8 percent from 2,031 in 1976 to 2,351 in 1977. Female arrests for Larceny-Theft accounted for 31.7 percent of the arrests in this category in 1976 and 33.1 percent in 1977.



ADULT ARRESTS



ADULT ARRESTS

IN

LOUISIANA,

1976 AND 1977

A total of 162,062 adult arrests (17 years of age and older) were made in 1977; a 9.8 percent increase over the 147,600 arrests in 1976.

Index Crime Arrests numbered 34,881, or 21.5 percent of the adult arrests. This is a 6.2 percent increase over the 32,854 Index Crime Arrests made in 1976.

Violent Crime Arrests (Criminal Homicide, Forcible Rape, Robbery, and Aggravated Assault) numbered 10,217, representing 29.3 percent of the Index Crime Arrests for adults or 6.3 percent of the adult arrests. This is a 7.5 percent increase over the 9,506 Violent Crime Arrests in 1976.

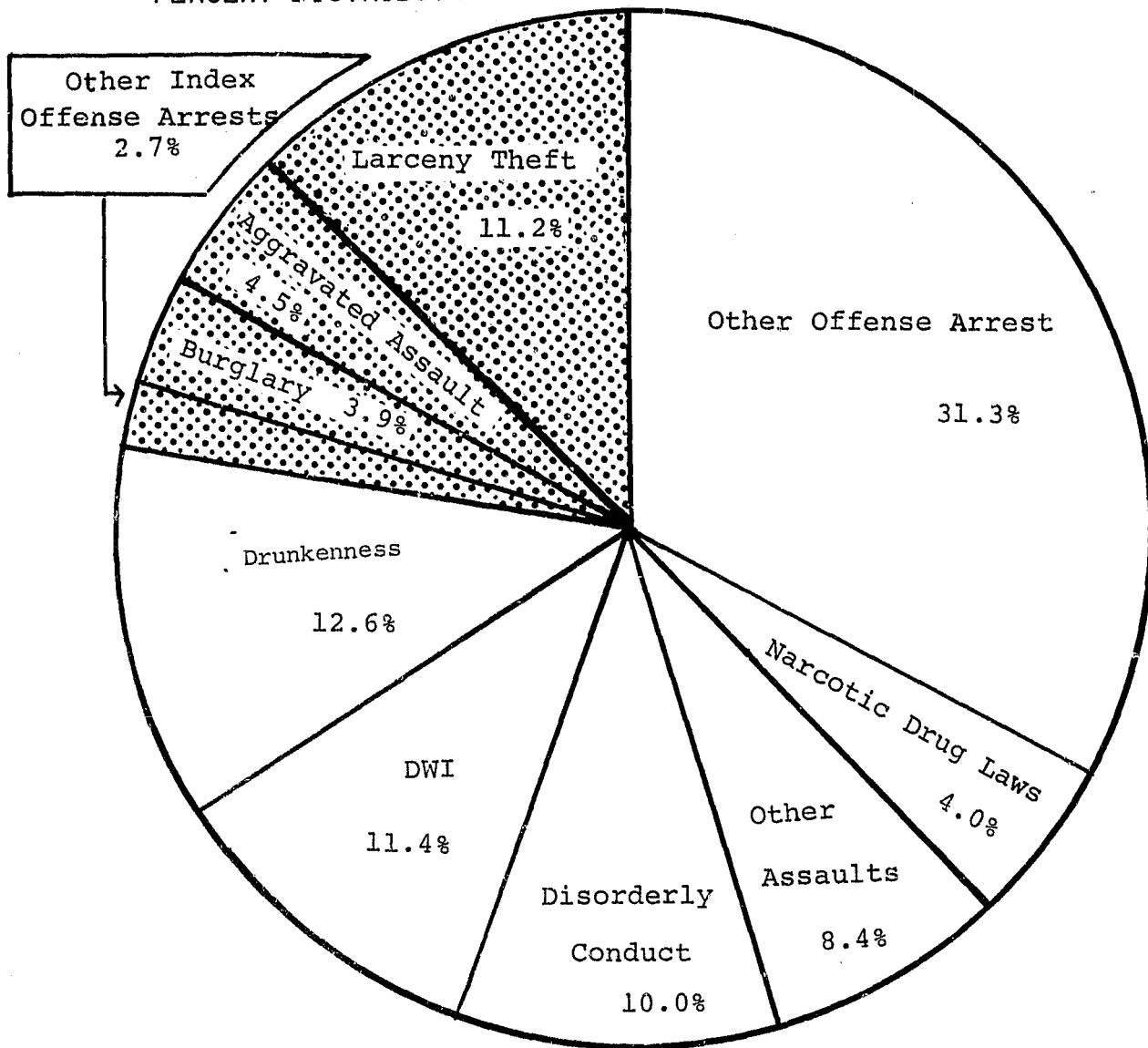
Property Crime Arrests (Burglary, Larceny-Theft and Motor Vehicle Theft) numbered 24,664 representing 70.7 percent of the Index Crime Arrests for adults or 15.2 percent of the adult arrests. This is a 5.6 percent increase over the 23,348 Property Crime Arrests in 1976.

Other Arrests (non-index) numbered 127,181, or 78.5 percent of the adult arrests; a 10.8 percent increase over the 114,746 arrests in 1976.

CRIME ARREST VOLUME - 1977

Most Frequent Violent Crime Arrest: Aggravated Assault - 7,129 (4.4%)
Most Frequent Property Crime Arrest: Larceny-Theft - 17,357 (10.7%)
Most Frequent Other Crime Arrest: DWI - 21,040 (13.0%)

PERCENT DISTRIBUTION OF ADULT ARRESTS BY OFFENSE, 1976

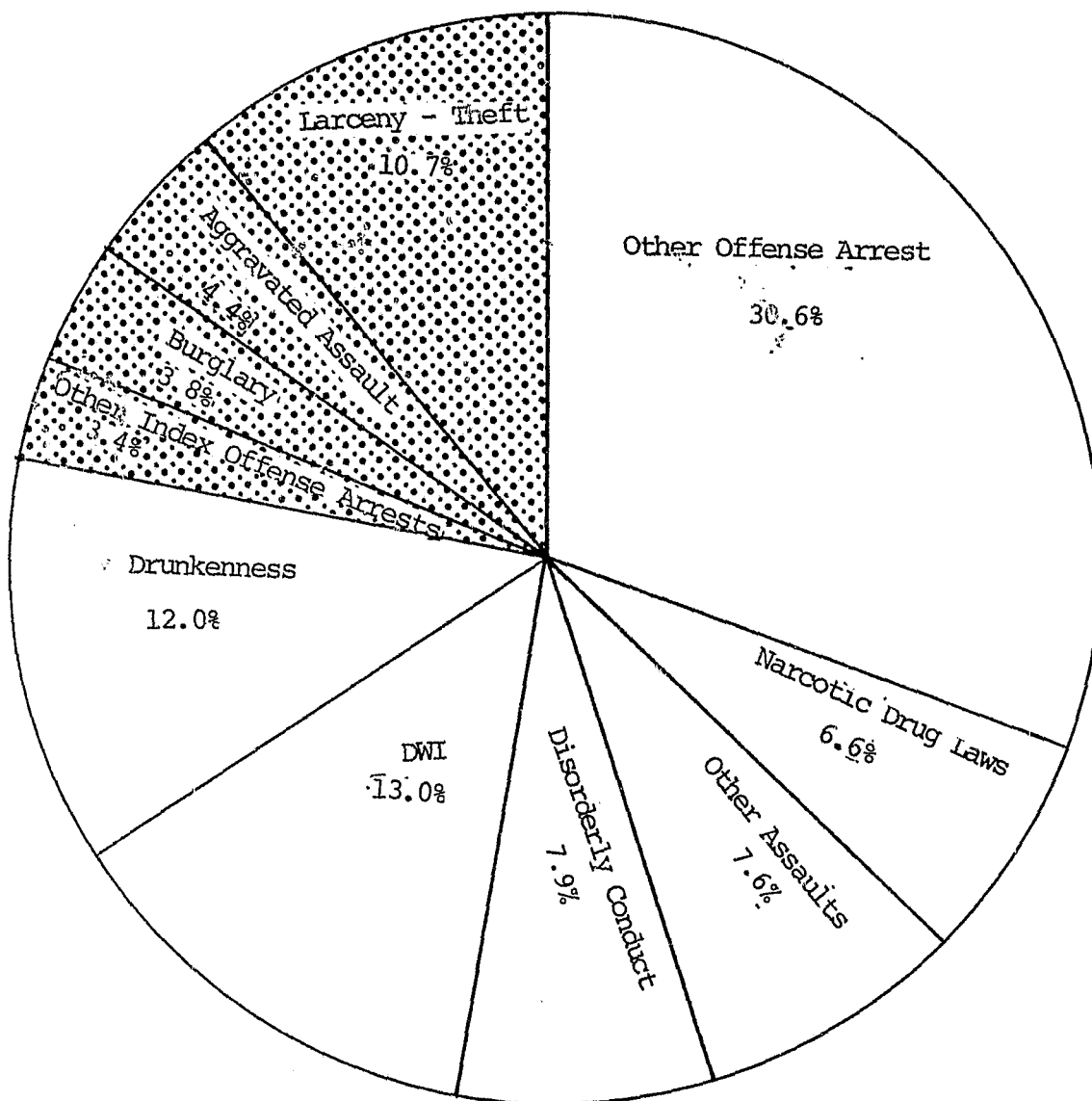


Less than one-fourth of all adult arrests made in 1976-77 involved Index Crimes. Of these Index Crime arrests, over half were for Larceny-Theft. The majority of adult arrests were made for less serious crimes such as Drunkenness, Driving While Intoxicated (DWI), and Disorderly Conduct. It should be noted that approximately one-fourth of adult arrest were directly attributed to alcohol abuse. Although not considered an Index Crime, four percent (4%) of the adult arrests were for violating narcotic drug laws in 1976.

*Crime in Louisiana, 1976, includes an analysis of arrests for narcotic laws, pp. I-65 through I-68, and 25-30. It should be noted that the figures in this report differ from those in Crime in Louisiana, 1976, because this report uses actual figures reported to the LCJIS Division as of March, 1978, whereas the analysis in Crime in Louisiana, 1976 was based on estimated figures.

SOURCE: Louisiana Commission on Law Enforcement, LCJIS Division.

PERCENT DISTRIBUTION OF ADULT ARRESTS BY OFFENSE, 1977



There is only a slight difference in the proportion of arrests for both Index and Other Offenses between 1976 and 1977. In 1977, Other Index Offense Arrests (4,284) increased by 0.7 percent (0.7%) over the 1976 figure of 3,913. It should be noted that of the Other Offenses, the only two crimes to have an increase in the proportion of arrests were DWI (21,040) with a 1.6 percent (1.6%) increase and Narcotic Drug Laws* (10,735) with a 2.6 percent (2.6%) increase.

*Crime in Louisiana, 1977, includes an analysis of arrests for narcotic drug laws, pp. I-93 through I-96, III-27 through III-29, and III-45 through III-51. Unlike Crime in Louisiana, 1976, the Crime in Louisiana, 1977, used actual figures reported to the LCJIS Division as of March 1978.

SOURCE: Louisiana Commission on Law Enforcement, LCJIS Division. (August, 1978).

No. of Adult Index
Crime Arrests
10,000

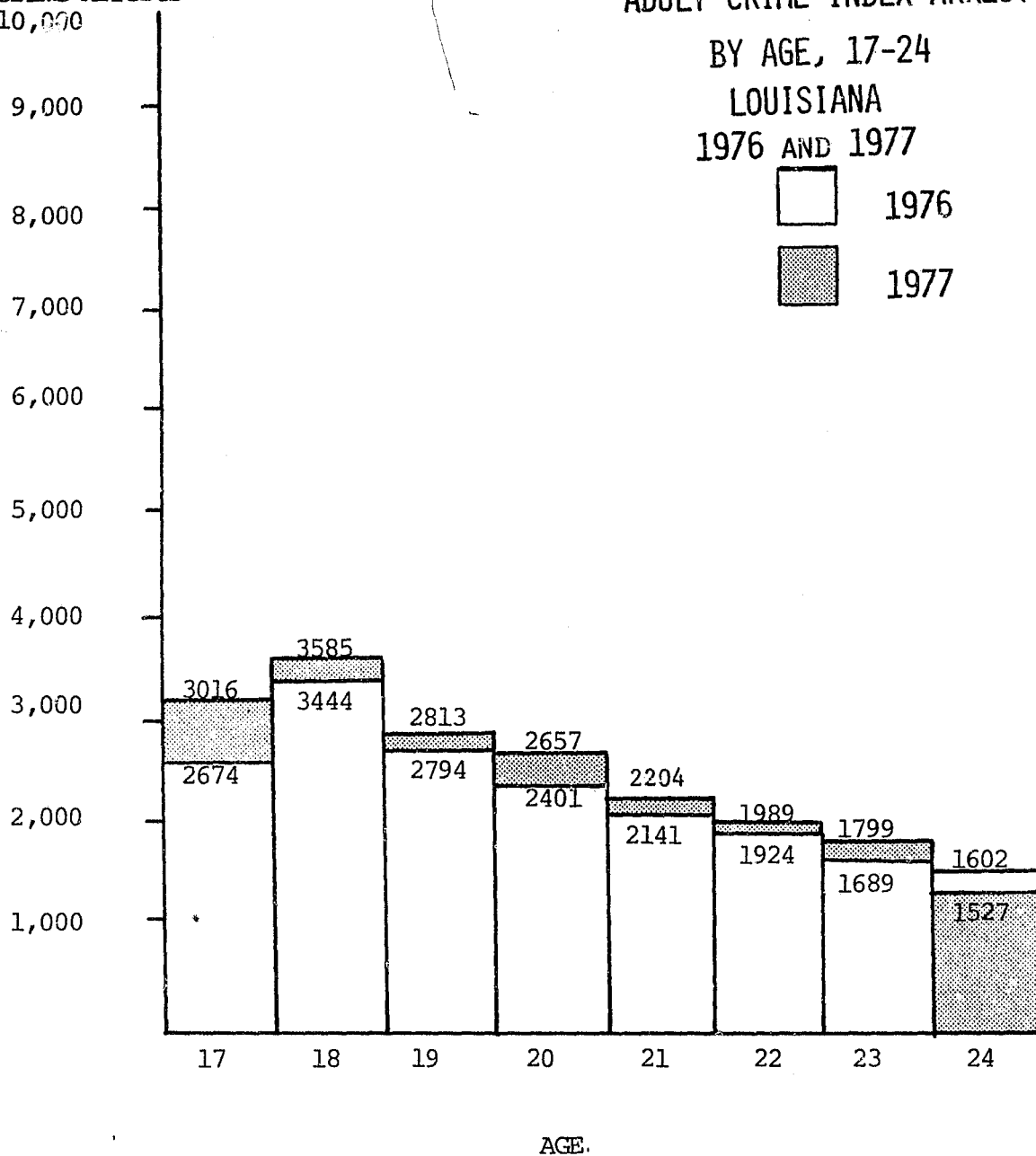
ADULT CRIME INDEX ARRESTS

BY AGE, 17-24

LOUISIANA

1976 AND 1977

□ 1976
■ 1977

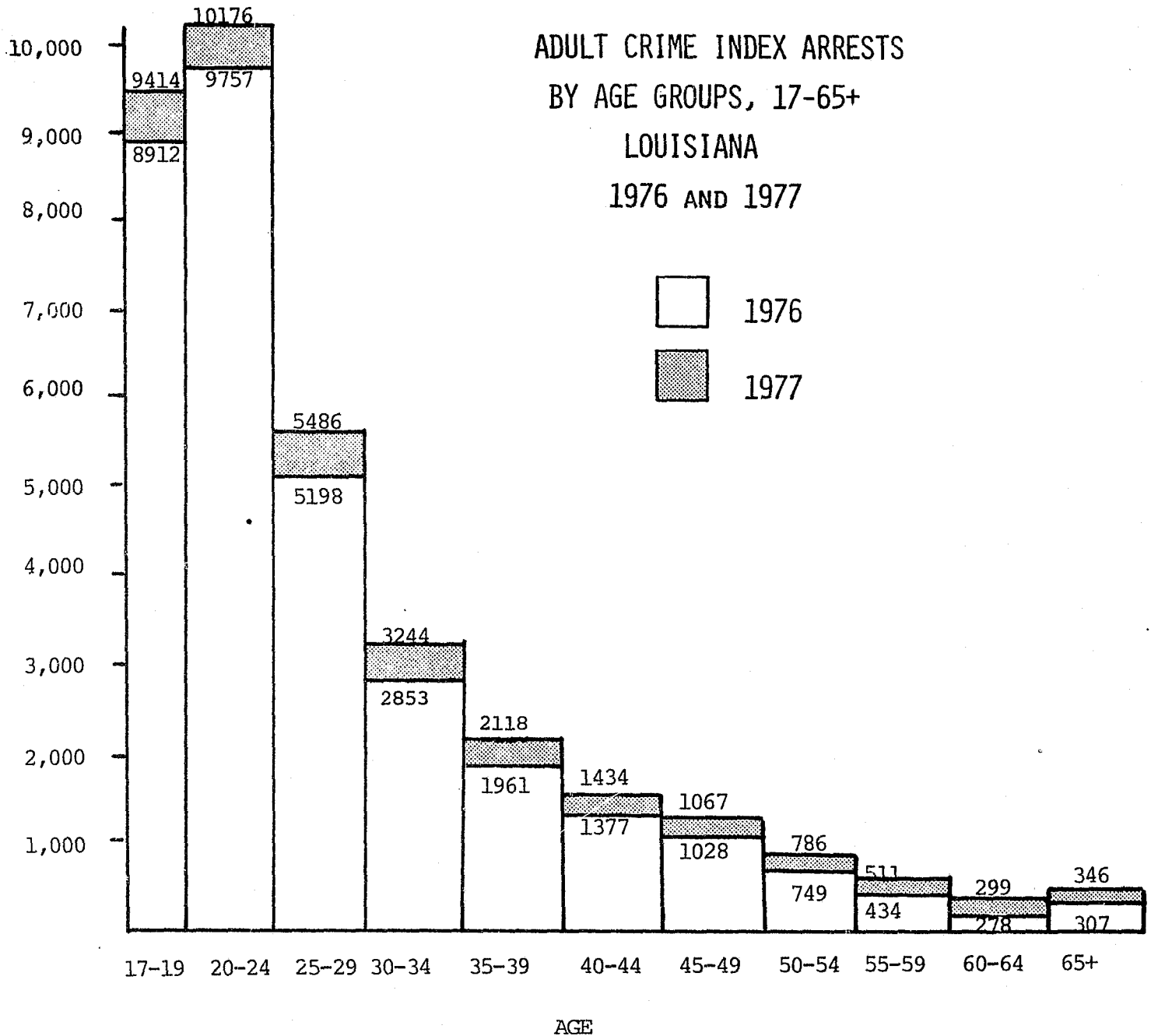


Adult Crime Index arrests between 17 to 24 peaked at age 18 and decreased moderately thereafter. The only age to have a decrease in the number of arrests was the 24 year old, from 1602 in 1976 to 1527 in 1977. The greatest percent increase between 1976 and 1977 was for the 17 year olds with a 12.8 percent change.

NOTE: This graph groups arrestees by one-year age intervals.

Source: Louisiana Commission on Law Enforcement, LCJIS Division. (August 1978).

No. of Adult Index
Crime Arrests



There was a steady decline in Crime Index arrests until the age of 65 and over, at which time there was a moderate increase. The increase may be explained by the use of an open-age interval class as opposed to the five-year interval classes for 20 through 64 year old categories. The greatest percent increase between 1976 and 1977 was the 55-59 age group with a 17.7 percent change.

NOTE: This graph groups arrestees in five-year age categories except the first interval that is a three-year age category.

Source: Louisiana Commission on Law Enforcement, ICJIS Division. (August, 1978).

PERCENT DISTRIBUTION OF ADULT ARRESTS

BY

AGE AND OFFENSE,

1976 AND 1977

| <u>AGE</u> | <u>INDEX CRIMES</u> | | <u>OTHER CRIMES</u> | |
|--------------|---------------------|---------------|---------------------|---------------|
| | 1976 | 1977 | 1976 | 1977 |
| 17 | 14.3 | 15.4 | 8.3 | 9.0 |
| 18 | 18.9 | 18.3 | 14.8 | 13.9 |
| 19 | 14.9 | 14.4 | 14.5 | 13.7 |
| 20 | 12.8 | 13.6 | 14.0 | 14.3 |
| 21 | 11.4 | 11.3 | 12.5 | 13.6 |
| 22 | 10.2 | 10.2 | 12.7 | 12.7 |
| 23 | 9.0 | 9.2 | 12.1 | 11.7 |
| 24 | 8.5 | 7.8 | 11.3 | 11.2 |
| <u>TOTAL</u> | <u>100.0</u> | <u>100.2*</u> | <u>100.2*</u> | <u>100.1*</u> |

| <u>AGE</u> | <u>INDEX CRIMES</u> | | <u>OTHER CRIMES</u> | |
|--------------|---------------------|---------------|---------------------|---------------|
| | 1976 | 1977 | 1976 | 1977 |
| 17 - 19** | 27.1 | 27.0 | 14.4 | 14.8 |
| 20 - 24 | 29.7 | 29.2 | 24.0 | 25.6 |
| 25 - 29 | 15.8 | 15.7 | 16.6 | 16.6 |
| 30 - 34 | 8.7 | 9.3 | 11.3 | 11.1 |
| 35 - 39 | 6.0 | 6.1 | 8.8 | 8.6 |
| 40 - 44 | 4.2 | 4.1 | 7.4 | 7.1 |
| 45 - 49 | 3.1 | 3.1 | 6.4 | 5.8 |
| 50 - 54 | 2.3 | 2.3 | 4.9 | 4.7 |
| 55 - 59 | 1.3 | 1.5 | 3.2 | 3.0 |
| 60 - 64 | 0.8 | 0.9 | 1.8 | 1.6 |
| 65+** | 0.9 | 1.0 | 1.3 | 1.2 |
| <u>TOTAL</u> | <u>99.9*</u> | <u>100.2*</u> | <u>100.1*</u> | <u>100.1*</u> |

The proportion of Index Crime arrests to Other Crime arrests remained similar both 1976 and 1977 for each age group. Note that approximately seventy-five percent of Index Crime arrests and approximately fifty percent of Other Crime arrests were individuals between the ages of 17 and 29.

*Totals may not equal 100 percent due to rounding error.

**Age group is not a five-year interval.

Source: Louisiana Commission on Law Enforcement, LCJIS Division
(August, 1978)

JUVENILE ARRESTS

JUVENILE ARRESTS
IN
LOUISIANA,
1976 AND 1977

A total of 31,096 juvenile arrests (under 17 years old) were made in 1977, an 11.0 percent increase over the 28,026 arrests in 1976.

* * * * *

Index Crime Arrests numbered 14,613, or 47.0 percent of the juvenile arrests. This is 10.2 percent increase over the 13,260 Index Crime Arrests made in 1976.

* * * * *

Violent Crime arrests (Criminal Homicide, Forcible Rape, Robbery, and Aggravated Assault) numbered 1,510, representing 10.3 percent of the Crime Index arrests for juveniles or 4.9 percent of the juvenile arrests. This is a 10.4 percent increase over the 1,368 Violent Crime Arrests in 1976.

* * * * *

Property Crime Arrests (Burglary, Larceny-Theft, Motor Vehicle Theft) numbered 13,103, representing 89.7 percent of Crime Index arrests for juveniles, or 42.1 percent of the juvenile arrests. This is 10.2 percent increase over the 11,892 Property Crime Arrests in 1976.

* * * * *

Other Arrests (non-index) numbered 12,523 , or 40.3 percent of the juvenile arrests, a 11.7 percent increase over the 11,215 arrests in 1976.

* * * * *

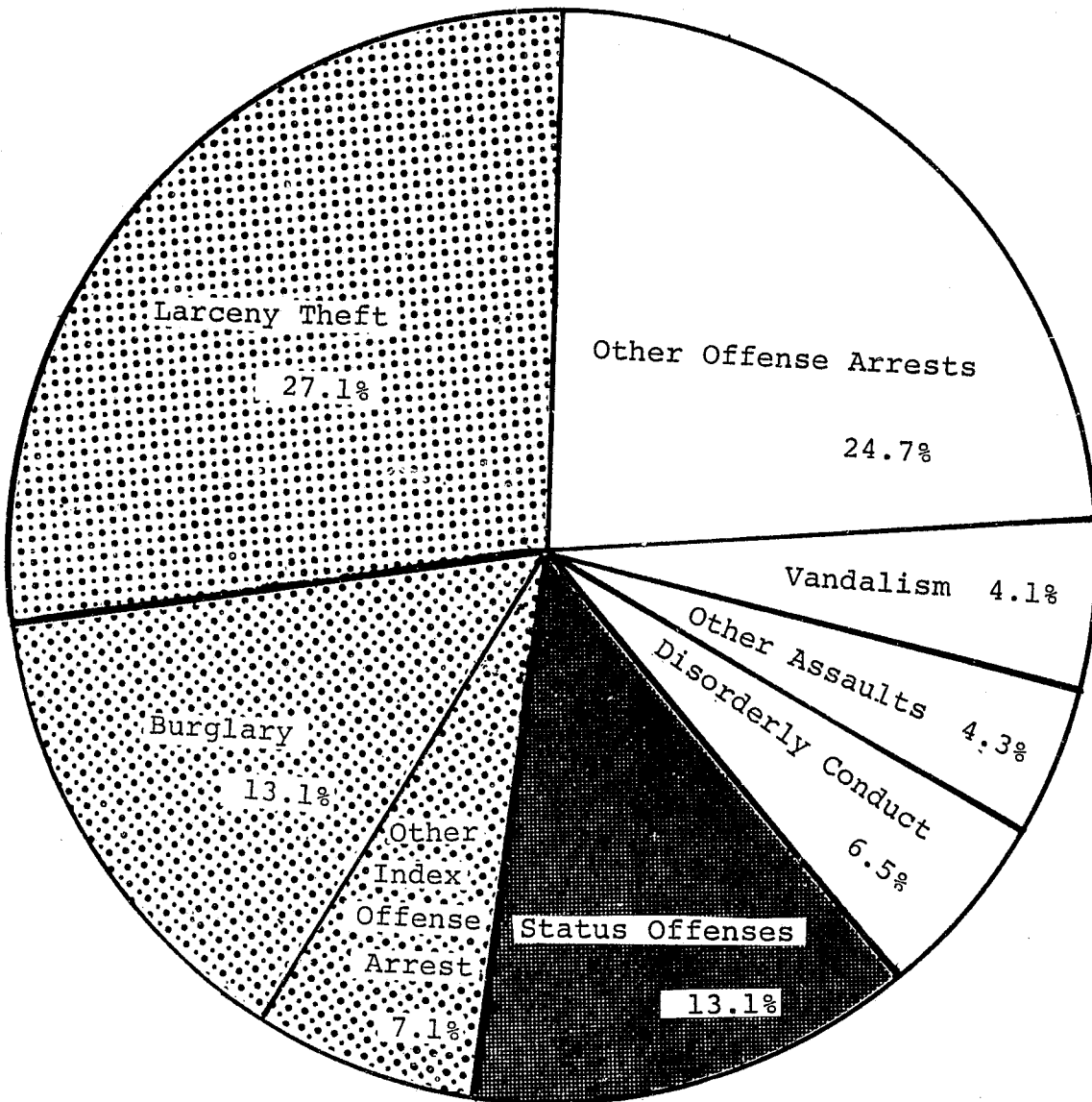
Status Offense Arrests (Curfew and Loitering Law Violations, and Runaways) numbered 3,960, or 13.0 percent of juvenile arrests, an 11.5 percent increase over the 3,551 arrests in 1976.

* * * * *

CRIME ARREST VOLUME - 1977

Most Frequent Violent Crime Arrest: Aggravated Assault - 832 (2.7%)
Most Frequent Property Crime Arrest: Larceny-Theft - 8,334 (26.8%)
Most Frequent Other Crime Arrest: Disorderly Conduct - 1,895 (6.1%)

PERCENT DISTRIBUTION OF JUVENILE ARRESTS, 1976



In 1976, one out of every four (4) juveniles arrested (7,597) was charged with Larceny-Theft, making this the most frequent crime for which juveniles were arrested. Burglary accounted for second highest number (3,680) of juvenile arrests. Almost half of all juveniles arrested (11,277 or 40.2 percent) were charged with Larceny-Theft or Burglary.

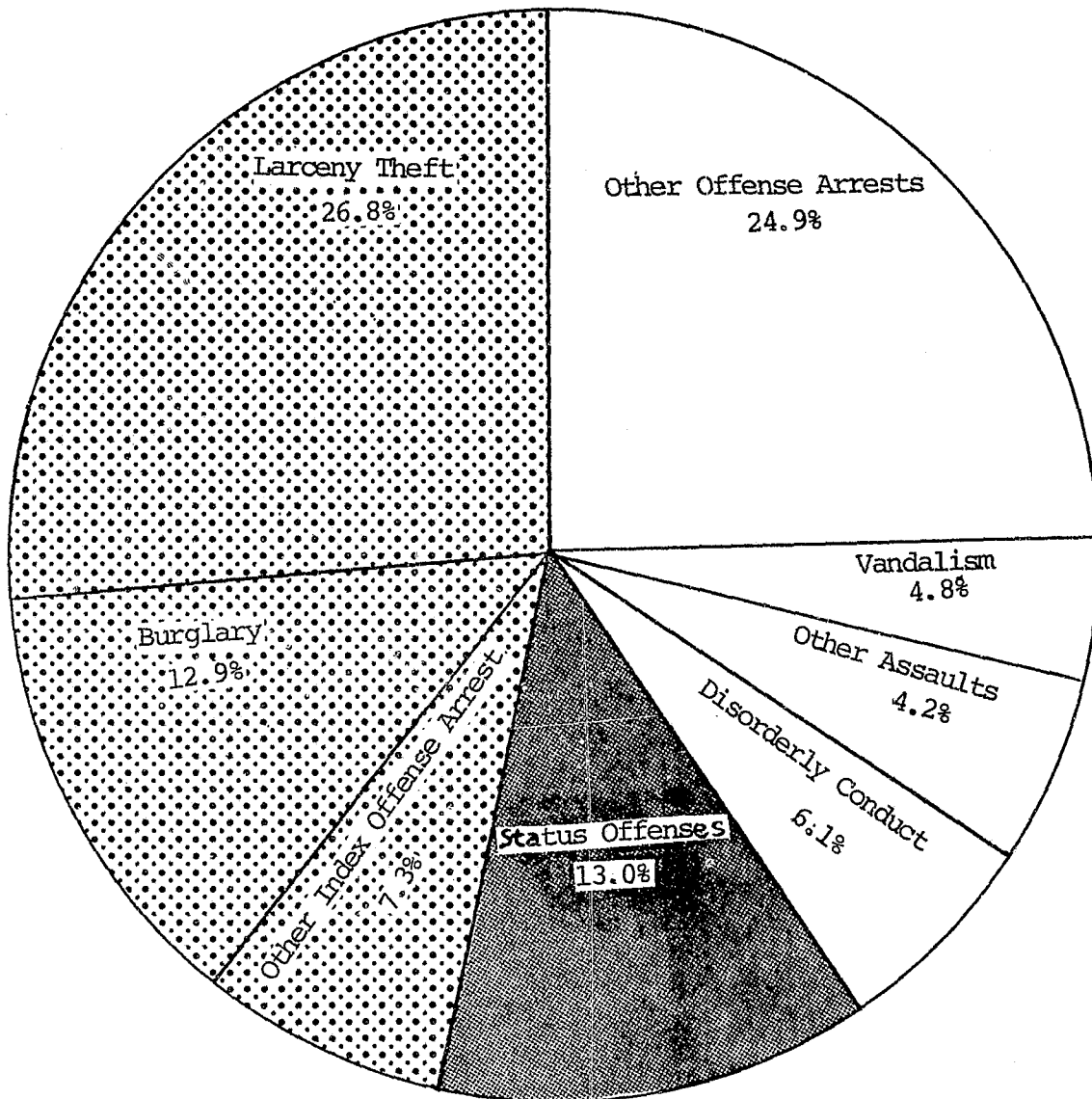
Although some 17 year olds were arrested for Status Offenses* (Curfew and Runaways) only juveniles can be prosecuted for these offenses. A combination of these offenses accounted for 13 percent** of the juvenile arrests or the third highest crime classification of juvenile arrests.

*Louisiana Law Enforcement Comprehensive Plan, Fiscal Year 1978, Vol. I includes an in-depth analysis of Status Offenses, pp. 59-91.

**Arrests for Loitering Law Violation were collected on the LUCR Form (ASRJ) in conjunction with Curfew; therefore, the figures for Status Offenses were inflated.

SOURCE: Louisiana Commission on Law Enforcement, LCJIS Division.

PERCENT DISTRIBUTION OF JUVENILE ARRESTS, 1977



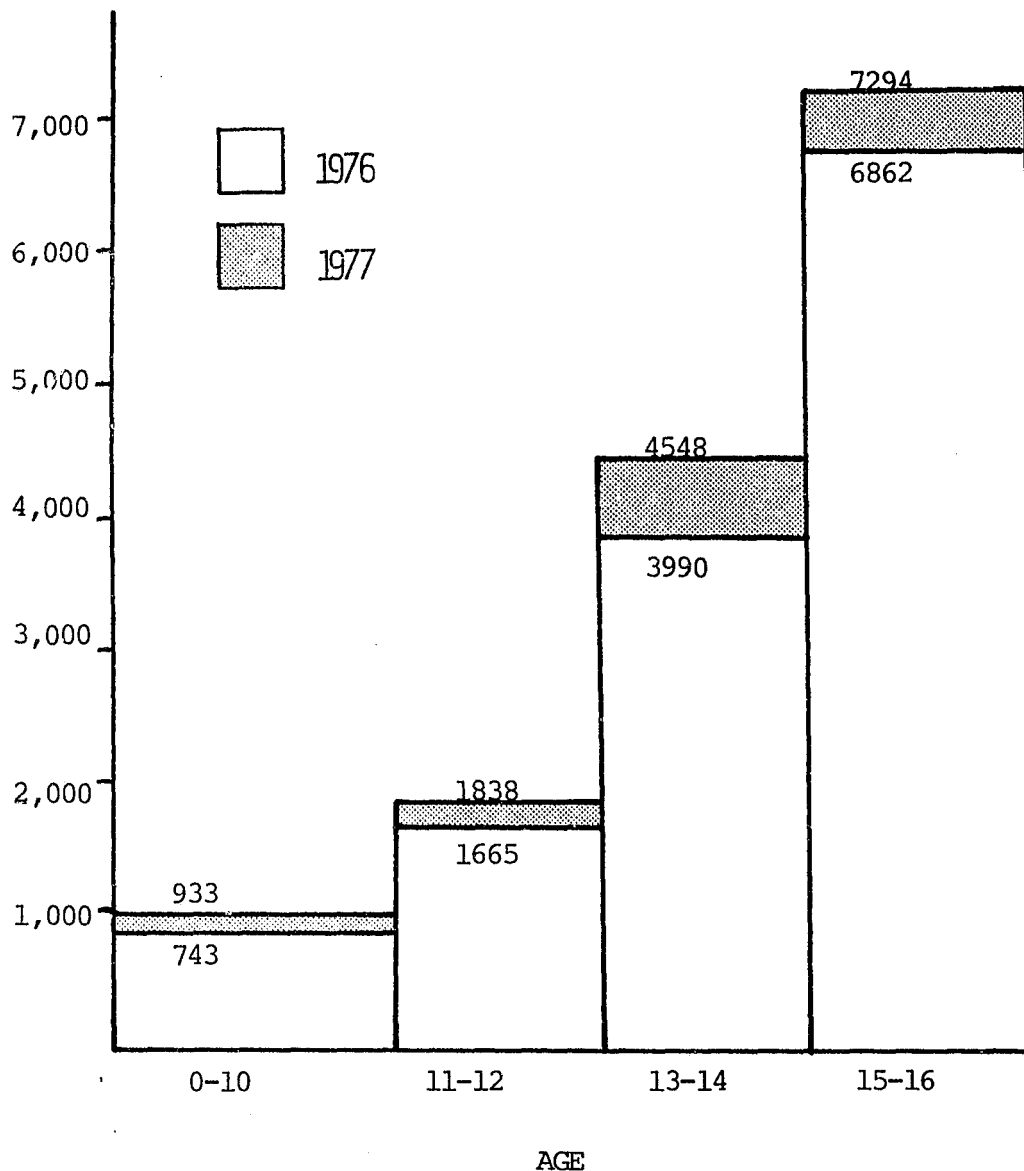
As in 1976, Larceny-Theft (8,334) was the most frequent crime for which juveniles were arrested, despite a slight decrease (0.3%) in the proportion of arrests in 1977. Larceny-Theft and Burglary accounted for approximately 40 percent (12,350) of all juveniles arrested. Other Index Arrests (2,263) increased slightly (0.2%) over the 1976 figures. Of the Other Offenses, the proportion of arrests in 1977 for Vandalism (1,489) had the greatest increase over the 1976 figures, that of 0.7 percent.

Source: Louisiana Commission on Law Enforcement, LCJIS Division (August, 1978).

JUVENILE CRIME INDEX ARRESTS BY AGE GROUPS,
UNDER 17

LOUISIANA
1976 AND 1977

No. of Juvenile Index
Crime Arrests



The arrest data above show that the number of juveniles arrested correlates directly with age in both 1976 and 1977. The greatest percent increase between 1976 and 1977 was for those 10 years and under, with a 25.6 percent change.

NOTE: This graph groups arrestees in two-year age categories except the first interval that is a ten-year category.

Source: Louisiana Commission on Law Enforcement, LCJIS Division (August, 1978)

PERCENT DISTRIBUTION OF JUVENILE ARRESTS

BY

AGE AND OFFENSE

1976 AND 1977

| AGE | <u>INDEX CRIMES</u> | | <u>OTHER CRIMES</u> | | <u>STATUS OFFENSES</u> | |
|-------|---------------------|-------------|---------------------|-------------|------------------------|-------------|
| | 1976 | 1977 | 1976 | 1977 | 1976 | 1977 |
| | 0-10** | 5.6 | 6.4 | 5.7 | 7.3 | 2.3 |
| 11-12 | 12.6 | 12.6 | 9.5 | 8.6 | 6.1 | 6.4 |
| 13-14 | 30.1 | 31.1 | 26.3 | 26.0 | 29.9 | 30.9 |
| 15-16 | <u>51.7</u> | <u>50.0</u> | <u>58.6</u> | <u>58.1</u> | <u>61.7</u> | <u>60.7</u> |
| | 100.0 | 100.1* | 100.0 | 100.0 | 100.0 | 100.1* |

The above table indicates the distribution of arrests among the different juvenile age categories in Louisiana. Note that the age category 15-16 was the most crucial as both the Index Crime arrests, Other Crime arrests, and Status Offense arrests rose sharply in this age category. Fifty percent or more of Juvenile Index Crime arrests, and approximately sixty (60) percent of Other Crime arrests and Status Offense arrests occurred in this age category in both 1976 and 1977.

*Total may not equal 100 percent due to rounding error.

**Age group is not two year interval.

Source: Louisiana Commission on Law Enforcement, LCJIS Division
(August, 1978)



APPENDIX

TABLE I

1977 ARRESTS BY AGE FOR LOUISIANA

| OFFENSE CHARGED | Grand Total | 0-10 | 11-12 | 13-14 | 15 | 16 | Total Under 17 | 17 | 18 | 19 | 20 | 21 | 22 |
|---|----------------|-------|-------|-------|-------|-------|----------------------|-------|--------|-------|-------|-------|-------|
| TOTAL | 193,158 | 1,925 | 3,169 | 9,025 | 7,821 | 9,156 | 31,096 | 7,620 | 10,729 | 9,838 | 9,972 | 9,188 | 8,491 |
| PERCENT | 100.0 | 1.1 | 1.6 | 4.7 | 4.0 | 4.7 | 16.1 | 4.0 | 5.5 | 5.1 | 5.2 | 4.7 | 4.4 |
| Index Crimes | | | | | | | | | | | | | |
| Criminal Homicide | 626 | 0 | 0 | 9 | 11 | 23 | 43 | 21 | 23 | 18 | 42 | 29 | 27 |
| Forcible Rape | 730 | 2 | 6 | 21 | 17 | 33 | 79 | 37 | 57 | 45 | 57 | 50 | 51 |
| Robbery | 2,410 | 15 | 28 | 120 | 174 | 219 | 556 | 195 | 236 | 200 | 168 | 130 | 130 |
| Aggravated Assault | 7,961 | 48 | 100 | 216 | 197 | 271 | 832 | 242 | 374 | 349 | 380 | 357 | 352 |
| Burglary-Breaking/Entering | 10,127 | 273 | 464 | 1,284 | 926 | 1,069 | 4,016 | 860 | 967 | 693 | 561 | 471 | 359 |
| Larceny - Theft | 25,691 | 588 | 1,215 | 2,729 | 1,851 | 1,951 | 8,334 | 1,505 | 1,770 | 1,403 | 1,352 | 1,099 | 1,001 |
| Motor Vehicle Theft | 1,949 | 7 | 25 | 169 | 222 | 330 | 753 | 156 | 158 | 105 | 97 | 68 | 69 |
| TOTAL INDEX CRIMES | 49,494 | 933 | 1,838 | 4,548 | 3,398 | 3,896 | 14,613 | 3,016 | 3,585 | 2,813 | 2,657 | 2,204 | 1,989 |
| Other Crimes | | | | | | | | | | | | | |
| Manslaughter | 143 | 0 | 0 | 3 | 2 | 1 | 6 | 4 | 8 | 7 | 1 | 8 | 6 |
| Other Assaults | 13,575 | 65 | 92 | 354 | 363 | 439 | 1,313 | 420 | 676 | 675 | 693 | 729 | 732 |
| Arson | 398 | 13 | 19 | 22 | 38 | 23 | 115 | 22 | 15 | 24 | 9 | 15 | 23 |
| Forgery and Counterfeiting | 1,611 | 0 | 5 | 22 | 30 | 56 | 113 | 122 | 81 | 89 | 89 | 91 | 101 |
| Fraud | 4,674 | 0 | 0 | 6 | 3 | 18 | 27 | 30 | 117 | 217 | 259 | 252 | 343 |
| Embezzlement | 112 | 0 | 0 | 0 | 0 | 0 | 0 | 4 | 3 | 5 | 8 | 5 | 12 |
| Stolen Property; Buying, Receiving, Possessing | 2,722 | 15 | 40 | 127 | 117 | 156 | 455 | 187 | 240 | 174 | 180 | 136 | 120 |
| Vandalism | 3,303 | 227 | 240 | 409 | 311 | 302 | 1,489 | 163 | 194 | 135 | 139 | 113 | 114 |
| Weapons; Carrying, Possessing, etc. | 3,774 | 18 | 27 | 100 | 99 | 107 | 351 | 136 | 178 | 175 | 179 | 216 | 161 |
| Prostitution and Commercial Vice | 678 | 0 | 0 | 2 | 6 | 15 | 23 | 18 | 64 | 65 | 74 | 61 | 59 |
| Sex Offenses | 717 | 13 | 10 | 37 | 32 | 39 | 131 | 18 | 41 | 58 | 31 | 31 | 28 |
| Narcotic Drug Laws | 11,974 | 4 | 16 | 205 | 369 | 645 | 1,239 | 860 | 1,221 | 1,186 | 1,148 | 1,043 | 880 |
| Gambling | 1,099 | 0 | 0 | 3 | 2 | 11 | 16 | 35 | 51 | 64 | 44 | 53 | 54 |
| Offenses against the Family and Children | 2,359 | 18 | 0 | 11 | 10 | 6 | 45 | 44 | 94 | 85 | 93 | 113 | 110 |
| DWI | 21,180 | 0 | 0 | 1 | 25 | 114 | 140 | 269 | 661 | 797 | 826 | 856 | 794 |
| Liquor Laws | 1,214 | 0 | 2 | 23 | 68 | 109 | 202 | 64 | 72 | 48 | 42 | 30 | 40 |
| Drunkenness | 19,675 | 0 | 2 | 38 | 86 | 121 | 247 | 213 | 378 | 439 | 461 | 490 | 464 |
| Disorderly Conduct | 14,740 | 233 | 215 | 522 | 408 | 517 | 1,895 | 516 | 986 | 849 | 852 | 744 | 656 |
| Vagrancy | 292 | 0 | 3 | 8 | 3 | 10 | 24 | 9 | 21 | 17 | 10 | 17 | 13 |
| All Other Offenses (except traffic) | 35,033 | 289 | 394 | 1,324 | 1,186 | 1,343 | 4,536 | 1,358 | 2,033 | 1,903 | 2,166 | 1,971 | 1,780 |
| TOTAL OTHER CRIMES | 139,273 | 895 | 1,065 | 3,217 | 3,158 | 4,032 | 12,367 | 4,492 | 7,134 | 7,012 | 7,304 | 6,974 | 6,492 |
| Suspicion | 332 | 15 | 14 | 38 | 40 | 49 | 156 | 13 | 10 | 13 | 11 | 10 | 10 |
| Curfew and Loitering Law Violations | 1,002 | 14 | 40 | 247 | 274 | 356 | 931 | 71 | X | X | X | X | X |
| Run-Aways | 3,057 | 68 | 212 | 975 | 951 | 823 | 3,029 | 28 | X | X | X | X | X |

TABLE I (CONTINUED)

1977 ARRESTS BY AGE FOR LOUISIANA (CONT'D)

| OFFENSE CHARGED | 23 | 24 | 25-29 | 30-34 | 35-39 | 40-44 | 45-49 | 50-54 | 55-59 | 60-64 | 65+ | Total 17 & Over |
|--|-------|-------|--------|--------|--------|--------|-------|-------|-------|-------|-------|--------------------|
| TOTAL | 7,804 | 7,274 | 26,585 | 17,334 | 12,942 | 10,439 | 8,480 | 6,785 | 4,364 | 2,364 | 1,853 | 162,062 |
| PERCENT | 4.0 | 3.8 | 13.8 | 9.1 | 6.7 | 5.4 | 4.4 | 3.5 | 2.2 | 1.2 | .9 | 84.1 |
| Index Crimes | | | | | | | | | | | | |
| Criminal Homicide | 28 | 37 | 104 | 71 | 59 | 31 | 32 | 24 | 12 | 11 | 14 | 583 |
| Forcible Rape | 41 | 31 | 121 | 71 | 34 | 18 | 14 | 15 | 7 | 2 | 0 | 651 |
| Robbery | 112 | 87 | 297 | 134 | 82 | 27 | 25 | 16 | 7 | 4 | 4 | 1,854 |
| Aggravated Assault | 387 | 362 | 1,302 | 889 | 643 | 486 | 354 | 274 | 167 | 101 | 110 | 7,129 |
| Burglary-Breaking/Entering | 308 | 244 | 858 | 369 | 144 | 118 | 76 | 36 | 29 | 16 | 2 | 6,111 |
| Larceny-Theft | 854 | 725 | 2,643 | 1,572 | 1,101 | 727 | 543 | 404 | 281 | 165 | 212 | 17,357 |
| Motor Vehicle Theft | 69 | 41 | 161 | 138 | 55 | 27 | 23 | 17 | 8 | 0 | 4 | 1,196 |
| TOTAL INDEX CRIMES | 1,799 | 1,527 | 5,486 | 3,244 | 2,118 | 1,434 | 1,067 | 786 | 511 | 299 | 346 | 34,881 |
| Other Crimes | | | | | | | | | | | | |
| Manslaughter | 11 | 11 | 23 | 20 | 7 | 7 | 6 | 7 | 5 | 3 | 3 | 137 |
| Other Assaults | 567 | 645 | 2,500 | 1,624 | 1,084 | 696 | 544 | 331 | 199 | 86 | 61 | 12,262 |
| Arson | 16 | 20 | 42 | 32 | 14 | 15 | 13 | 12 | 6 | 2 | 3 | 283 |
| Forgery and Counterfeiting | 86 | 102 | 326 | 178 | 104 | 77 | 23 | 10 | 12 | 3 | 4 | 1,498 |
| Fraud | 262 | 261 | 1,138 | 657 | 461 | 300 | 150 | 111 | 52 | 27 | 10 | 4,647 |
| Embezzlement | 4 | 12 | 22 | 12 | 8 | 5 | 4 | 3 | 5 | 0 | 0 | 112 |
| Stolen Property; Buying | | | | | | | | | | | | |
| Receiving, Possessing | 109 | 104 | 378 | 211 | 139 | 111 | 73 | 46 | 27 | 14 | 18 | 2,267 |
| Vandalism | 80 | 95 | 315 | 178 | 101 | 67 | 47 | 36 | 25 | 8 | 4 | 1,814 |
| Weapons; Carrying, Possessing, etc. | 186 | 169 | 624 | 394 | 312 | 214 | 175 | 110 | 90 | 49 | 55 | 3,423 |
| Prostitution and | | | | | | | | | | | | |
| Commercial Vice | 54 | 35 | 123 | 39 | 18 | 17 | 13 | 5 | 1 | 8 | 1 | 655 |
| Sex Offenses | 26 | 24 | 116 | 64 | 44 | 33 | 29 | 22 | 7 | 6 | 8 | 586 |
| Narcotic Drug Laws | 767 | 653 | 1,764 | 645 | 269 | 123 | 82 | 49 | 27 | 6 | 12 | 10,735 |
| Gambling | 49 | 40 | 160 | 119 | 96 | 75 | 78 | 57 | 45 | 35 | 28 | 1,083 |
| Offenses Against the | | | | | | | | | | | | |
| Family and Children | 110 | 152 | 467 | 373 | 270 | 160 | 111 | 84 | 27 | 10 | 11 | 2,314 |
| DWI | 794 | 791 | 3,182 | 2,585 | 2,227 | 2,080 | 1,853 | 1,462 | 957 | 527 | 379 | 21,040 |
| Liquor Laws | 32 | 26 | 138 | 99 | 76 | 80 | 101 | 69 | 53 | 21 | 21 | 1,012 |
| Drunkenness | 523 | 478 | 2,078 | 2,118 | 2,173 | 2,419 | 2,316 | 2,153 | 1,418 | 825 | 482 | 19,428 |
| Disorderly Conduct | 651 | 634 | 2,153 | 1,416 | 983 | 819 | 552 | 456 | 297 | 142 | 137 | 12,845 |
| Vagrancy | 12 | 14 | 55 | 23 | 16 | 14 | 12 | 10 | 6 | 9 | 10 | 268 |
| All Other Offenses (except traffic) | 1,652 | 1,472 | 5,464 | 3,286 | 2,412 | 1,684 | 1,229 | 958 | 588 | 283 | 258 | 30,497 |
| TOTAL OTHER CRIMES | 5,991 | 5,738 | 21,068 | 14,073 | 10,814 | 8,996 | 7,411 | 5,991 | 3,847 | 2,064 | 1,505 | 126,906 |
| Suspicion | 14 | 9 | 31 | 17 | 10 | 9 | 2 | 8 | 6 | 1 | 2 | 176 |
| Curfew and Loitering | | | | | | | | | | | | |
| Law Violations | X | X | X | X | X | X | X | X | X | X | X | 71 |
| Run-Aways | X | X | X | X | X | X | X | X | X | X | X | 28 |

TABLE 2

1976 ARRESTS BY AGE FOR LOUISIANA

| OFFENSE CHARGED | Grand Total | Total Under | | | | | | | | | | | |
|---|----------------|----------------|-------|-------|-------|-------|--------|-------|-------|-------|-------|-------|-------|
| | | 0-10 | 11-12 | 13-14 | 15 | 16 | 17 | 17 | 18 | 19 | 20 | 21 | 22 |
| TOTAL | 175,626 | 1,465 | 2,953 | 7,995 | 7,100 | 8,513 | 28,026 | 6,382 | 9,940 | 9,149 | 8,559 | 7,624 | 7,498 |
| PERCENT | 100.0 | .8 | 1.7 | 4.6 | 4.0 | 4.8 | 15.9 | 3.6 | 5.7 | 5.2 | 4.9 | 4.3 | 4.3 |
| Index Crimes | | | | | | | | | | | | | |
| Criminal Homicide | 510 | 0 | 0 | 2 | 2 | 7 | 11 | 15 | 23 | 36 | 25 | 26 | 21 |
| Forcible Rape | 581 | 3 | 4 | 16 | 13 | 23 | 59 | 24 | 42 | 28 | 43 | 34 | 41 |
| Robbery | 2,277 | 12 | 45 | 118 | 128 | 174 | 477 | 167 | 207 | 214 | 155 | 173 | 146 |
| Aggravated Assault | 7,506 | 41 | 102 | 204 | 205 | 269 | 821 | 113 | 342 | 344 | 359 | 369 | 316 |
| Burglary - Breaking/ Entering | 9,443 | 185 | 398 | 1,066 | 933 | 1,098 | 3,680 | 834 | 915 | 620 | 478 | 423 | 376 |
| Larceny - Theft | 24,190 | 497 | 1,093 | 2,438 | 1,683 | 1,886 | 7,597 | 1,313 | 1,790 | 1,443 | 1,239 | 1,055 | 974 |
| Motor Vehicle Theft | 1,607 | 5 | 23 | 146 | 200 | 241 | 615 | 108 | 125 | 109 | 102 | 61 | 50 |
| TOTAL Index Crimes | 46,114 | 743 | 1,665 | 3,990 | 3,164 | 3,698 | 13,260 | 2,674 | 3,444 | 2,794 | 2,401 | 2,141 | 1,924 |
| Other Crimes | | | | | | | | | | | | | |
| Manslaughter | 175 | 0 | 0 | 3 | 2 | 3 | 8 | 5 | 14 | 13 | 8 | 7 | 12 |
| Other Assaults | 13,625 | 34 | 99 | 291 | 335 | 445 | 1,204 | 391 | 739 | 692 | 700 | 644 | 639 |
| Arson | 338 | 17 | 11 | 30 | 16 | 11 | 85 | 19 | 12 | 14 | 13 | 19 | 14 |
| Forgery and Counterfeiting | 1,979 | 1 | 4 | 20 | 34 | 57 | 116 | 56 | 188 | 143 | 125 | 82 | 104 |
| Fraud | 3,137 | 0 | 1 | 9 | 6 | 16 | 32 | 39 | 95 | 130 | 166 | 166 | 210 |
| Embezzlement | 105 | 0 | 0 | 0 | 0 | 0 | 0 | 2 | 5 | 5 | 10 | 5 | 4 |
| Stolen Property; Buying, Receiving, Possessing | 2,959 | 13 | 61 | 150 | 114 | 153 | 491 | 142 | 219 | 207 | 176 | 165 | 151 |
| Vandalism | 3,064 | 160 | 190 | 318 | 254 | 224 | 1,146 | 136 | 199 | 135 | 135 | 122 | 113 |
| Weapons; Carrying, Possessing, etc. | 3,271 | 12 | 15 | 62 | 75 | 102 | 266 | 113 | 169 | 163 | 172 | 162 | 177 |
| Prostitution and Commercial Vice | 1,040 | 0 | 0 | 6 | 10 | 11 | 27 | 29 | 100 | 107 | 80 | 73 | 115 |
| Sex Offenses | 699 | 7 | 17 | 31 | 32 | 25 | 112 | 17 | 50 | 37 | 32 | 32 | 34 |
| Narcotic Drug Laws | 6,872 | 2 | 23 | 153 | 266 | 455 | 899 | 545 | 799 | 740 | 640 | 543 | 472 |
| Gambling | 1,230 | 0 | 0 | 4 | 1 | 7 | 12 | 40 | 52 | 77 | 78 | 38 | 62 |
| Offenses Against the Family and Children | 2,267 | 59 | 16 | 26 | 24 | 18 | 143 | 52 | 98 | 74 | 72 | 77 | 85 |
| DWI | 16,889 | 0 | 0 | 3 | 21 | 88 | 112 | 157 | 501 | 546 | 611 | 565 | 581 |
| Liquor Laws | 1,298 | 0 | 4 | 26 | 54 | 106 | 190 | 59 | 69 | 54 | 54 | 39 | 39 |
| Drunkenness | 18,748 | 0 | 4 | 26 | 47 | 80 | 157 | 139 | 346 | 380 | 385 | 401 | 387 |
| Disorderly Conduct | 16,558 | 95 | 199 | 474 | 430 | 618 | 1,816 | 563 | 949 | 926 | 924 | 823 | 766 |
| Vagrancy | 2,033 | 0 | 3 | 15 | 7 | 12 | 37 | 100 | 150 | 162 | 131 | 101 | 103 |
| All Other Offenses (except traffic) | 29,482 | 229 | 405 | 1,270 | 1,098 | 1,245 | 4,247 | 1,027 | 1,742 | 1,750 | 1,646 | 1,419 | 1,506 |
| TOTAL Other Crimes | 125,769 | 629 | 1,052 | 2,917 | 2,826 | 3,676 | 11,100 | 3,631 | 6,496 | 6,355 | 6,158 | 5,483 | 5,574 |
| Suspicion | 124 | 11 | 18 | 26 | 31 | 29 | 115 | 9 | x | x | x | x | x |
| Curfew and Loitering Law Violations | 1,150 | 21 | 70 | 264 | 325 | 436 | 1,116 | 34 | x | x | x | x | x |
| Run-Aways | 2,469 | 61 | 148 | 798 | 754 | 674 | 2,435 | 34 | x | x | x | x | x |

TABLE 2 (CONTINUED)

1976 ARRESTS BY AGE FOR LOUISIANA (CONT.)

| OFFENSE CHARGED | 23 | 24 | 25-29 | 30-34 | 35-39 | 40-44 | 45-49 | 50-54 | 55-59 | 60-64 | 65+ | TOTAL 17 and Over |
|---|-------|-------|--------|--------|--------|-------|-------|-------|-------|-------|-------|----------------------|
| TOTAL | 6,994 | 6,572 | 24,282 | 15,776 | 12,071 | 9,838 | 8,334 | 6,347 | 4,093 | 2,301 | 1,840 | 147,600 |
| PERCENT | 4.0 | 3.7 | 13.8 | 9.0 | 6.9 | 5.6 | 4.7 | 3.6 | 2.3 | 1.3 | 1.0 | 83.9 |
| Index Crimes | | | | | | | | | | | | |
| Criminal Homicide | 30 | 25 | 97 | 55 | 41 | 30 | 25 | 21 | 9 | 10 | 10 | 499 |
| Forcible Rape | 26 | 26 | 104 | 65 | 36 | 20 | 10 | 9 | 10 | 2 | 2 | 522 |
| Robbery | 126 | 92 | 298 | 118 | 55 | 20 | 14 | 11 | 3 | 1 | 0 | 1,800 |
| Aggravated Assault | 339 | 316 | 1,236 | 807 | 632 | 465 | 357 | 251 | 149 | 80 | 110 | 6,685 |
| Burglary - Breaking/ Entering | 296 | 297 | 699 | 363 | 190 | 159 | 64 | 27 | 13 | 5 | 4 | 5,763 |
| Larceny - Theft | 832 | 805 | 2,616 | 1,368 | 950 | 657 | 538 | 412 | 247 | 178 | 176 | 16,593 |
| Motor Vehicle Theft | 40 | 41 | 148 | 77 | 57 | 26 | 20 | 18 | 3 | 2 | 5 | 992 |
| TOTAL Index Crimes | 1,689 | 1,602 | 5,198 | 2,853 | 1,961 | 1,377 | 1,028 | 749 | 434 | 278 | 307 | 32,854 |
| Other Crimes | | | | | | | | | | | | |
| Manslaughter | 8 | 4 | 28 | 17 | 16 | 7 | 7 | 10 | 5 | 2 | 4 | 167 |
| Other Assaults | 642 | 613 | 2,430 | 1,605 | 1,108 | 781 | 605 | 374 | 257 | 106 | 95 | 12,421 |
| Arson | 10 | 22 | 33 | 32 | 23 | 17 | 11 | 9 | 3 | 1 | 1 | 253 |
| Forgery and Counterfeiting | 84 | 116 | 435 | 203 | 128 | 93 | 50 | 20 | 12 | 6 | 8 | 1,853 |
| Fraud | 205 | 151 | 841 | 406 | 275 | 191 | 103 | 68 | 39 | 20 | 20 | 3,125 |
| Embezzlement | 6 | 7 | 19 | 10 | 11 | 3 | 4 | 9 | 3 | 1 | 1 | 105 |
| Stolen Property; Buying, Receiving, Possessing | 137 | 132 | 487 | 214 | 183 | 76 | 64 | 55 | 25 | 20 | 15 | 2,468 |
| Vandalism | 96 | 89 | 316 | 199 | 105 | 106 | 78 | 44 | 19 | 13 | 13 | 1,918 |
| Weapons; Carrying, Possessing, etc. | 168 | 131 | 552 | 358 | 239 | 188 | 146 | 101 | 60 | 50 | 56 | 3,005 |
| Prostitution and Commercial Vice | 92 | 71 | 209 | 52 | 29 | 20 | 16 | 10 | 4 | 4 | 2 | 1,013 |
| Sex Offenses | 27 | 35 | 104 | 63 | 42 | 34 | 25 | 23 | 20 | 4 | 8 | 587 |
| Narcotic Drug Laws | 403 | 349 | 942 | 294 | 113 | 61 | 43 | 16 | 8 | 3 | 2 | 5,973 |
| Gambling | 51 | 56 | 180 | 123 | 114 | 79 | 80 | 57 | 55 | 31 | 45 | 1,218 |
| Offenses Against the Family and Children | 103 | 107 | 497 | 338 | 252 | 156 | 104 | 61 | 26 | 11 | 11 | 2,124 |
| DWI | 590 | 595 | 2,470 | 2,007 | 1,905 | 1,786 | 1,622 | 1,230 | 818 | 453 | 340 | 16,777 |
| Liquor Laws | 48 | 39 | 133 | 120 | 95 | 108 | 71 | 63 | 62 | 23 | 22 | 1,098 |
| Drunkenness | 419 | 457 | 1,930 | 2,072 | 2,183 | 2,237 | 2,314 | 2,138 | 1,433 | 811 | 559 | 18,591 |
| Disorderly Conduct | 705 | 654 | 2,456 | 1,677 | 1,209 | 1,017 | 818 | 556 | 351 | 216 | 132 | 14,742 |
| Vagrancy | 118 | 87 | 354 | 189 | 134 | 114 | 108 | 58 | 48 | 23 | 16 | 1,996 |
| All Other Offenses (except traffic) | 1,393 | 1,255 | 4,668 | 2,944 | 1,946 | 1,387 | 1,037 | 696 | 411 | 225 | 183 | 25,235 |
| TOTAL Other Crimes | 5,305 | 4,970 | 19,084 | 12,923 | 10,110 | 8,461 | 7,306 | 5,598 | 3,659 | 2,023 | 1,533 | 114,669 |
| Suspicion | x | x | x | x | x | x | x | x | x | x | x | 9 |
| Curfew and Loitering Law Violations | x | x | x | x | x | x | x | x | x | x | x | 34 |
| Run-Aways | x | x | x | x | x | x | x | x | x | x | x | 34 |

Source: Louisiana Commission on Law Enforcement, LCJIS Division

TABLE 3.

COMPARISON OF LOUISIANA'S POPULATION, TOTAL INDEX CRIME ARRESTS,
AND TOTAL INDEX CRIME ARRESTS RATES BY PARISH, 1976-1977¹

| | Population | | %Δ | % of State Population | | Total Arrests | | | % of State Total Arrests | | Total Arrest Rate | | |
|--------------|------------|-----------|-------|-----------------------|------|---------------|---------|-------|--------------------------|------|-------------------|---------|-------|
| | 1976 | 1977 | | 1976 | 1977 | 1976 | 1977 | %Δ | 1976 | 1977 | 1976 | 1977 | %Δ |
| Louisiana | 3,840,973 | 3,921,334 | 2.09 | --- | --- | 179,801 | 193,187 | 7.4 | --- | --- | 4,681.2 | 4,926.6 | 5.2 |
| Acadia | 53,757 | 54,231 | 0.88 | 1.4 | 1.4 | 1,476 | 1,730 | 17.2 | 0.8 | 0.9 | 2,745.7 | 3,190.1 | 16.2 |
| Allen | 20,332 | 20,871 | 2.65 | 0.5 | 0.5 | 251 | 241 | -4.0 | 0.1 | 0.1 | 1,234.5 | 1,154.7 | -6.5 |
| Ascension | 41,103 | 42,927 | 4.44 | 1.1 | 1.1 | 1,907 | 2,921 | 53.2 | 1.1 | 1.5 | 4,639.6 | 6,804.6 | 46.7 |
| Assumption | 20,459 | 20,473 | 0.07 | 0.5 | 0.5 | 534 | 607 | 13.7 | 0.3 | 0.3 | 2,610.1 | 2,964.9 | 13.6 |
| Avoyelles | 38,116 | 38,668 | 1.45 | 1.0 | 1.0 | 1,359 | 1,489 | 9.6 | 0.8 | 0.8 | 3,565.4 | 3,850.7 | 8.0 |
| Beauregard | 26,391 | 27,241 | 3.22 | 0.7 | 0.7 | 991 | 846 | -14.6 | 0.6 | 0.4 | 3,755.1 | 3,105.6 | -17.3 |
| Bienville | 16,758 | 16,886 | 0.76 | 0.4 | 0.4 | 216 | 574 | 165.7 | 0.1 | 0.3 | 1,288.9 | 3,399.3 | 163.7 |
| Bossier | 70,382 | 72,533 | 3.06 | 1.8 | 1.8 | 3,749 | 3,935 | 5.0 | 2.1 | 2.0 | 5,326.6 | 5,425.1 | 1.8 |
| Caddo | 241,592 | 243,097 | 0.62 | 6.3 | 6.2 | 7,614 | 10,190 | 33.8 | 4.2 | 5.3 | 3,151.6 | 4,191.7 | 33.0 |
| Calcasieu | 153,049 | 155,796 | 1.79 | 4.0 | 4.0 | 4,900 | 5,691 | 16.1 | 2.7 | 2.9 | 3,201.6 | 3,652.9 | 14.1 |
| Caldwell | 10,185 | 10,187 | 0.02 | 0.3 | 0.3 | 338 | 475 | 40.5 | 0.2 | 0.2 | 3,318.6 | 4,662.8 | 40.5 |
| Cameron | 8,980 | 9,403 | 4.71 | 0.2 | 0.2 | 236 | 195 | -17.4 | 0.1 | 0.1 | 2,628.1 | 2,073.8 | -21.1 |
| Catahoula | 11,300 | 11,612 | 2.76 | 0.3 | 0.3 | 576 | 810 | 40.6 | 0.3 | 0.4 | 5,097.3 | 6,975.5 | 36.8 |
| Claiborne | 16,182 | 16,097 | -0.53 | 0.4 | 0.4 | 611 | 659 | 7.9 | 0.3 | 0.3 | 3,775.8 | 4,093.9 | 8.4 |
| Concordia | 21,415 | 22,055 | 2.99 | 0.6 | 0.6 | 1,138 | 1,382 | 21.4 | 0.6 | 0.7 | 5,314.0 | 6,266.2 | 17.9 |
| DeSoto | 23,487 | 23,654 | 0.71 | 0.6 | 0.6 | 481 | 589 | 22.5 | 0.3 | 0.3 | 2,047.9 | 2,490.1 | 21.6 |
| EBR | 316,292 | 326,314 | 3.17 | 8.2 | 8.3 | 18,354 | 19,135 | 4.3 | 10.2 | 9.9 | 5,802.9 | 5,864.0 | 1.1 |
| E. Carroll | 11,774 | 11,817 | 0.37 | 0.3 | 0.3 | 386 | 421 | 9.1 | 0.2 | 0.2 | 3,278.4 | 3,562.7 | 8.7 |
| E. Feliciana | 16,569 | 15,967 | -3.63 | 0.4 | 0.4 | 324 | 656 | 102.5 | 0.2 | 0.3 | 1,955.5 | 4,108.5 | 110.1 |
| Evangeline | 32,621 | 32,900 | 0.86 | 0.8 | 0.8 | 1,777 | 1,556 | -12.4 | 1.0 | 0.8 | 5,447.4 | 4,729.5 | -13.2 |
| Franklin | 23,454 | 23,559 | 0.45 | 0.6 | 0.6 | 580 | 753 | 29.8 | 0.3 | 0.4 | 2,472.9 | 3,196.2 | 29.2 |
| Grant | 14,821 | 14,864 | 0.29 | 0.4 | 0.4 | 329 | 504 | 53.2 | 0.2 | 0.3 | 2,219.8 | 3,390.7 | 52.7 |
| Iberia | 62,522 | 63,629 | 1.77 | 1.6 | 1.6 | 548 | 688 | 25.5 | 0.3 | 0.4 | 876.5 | 1,081.3 | 23.4 |
| Iberville | 30,211 | 30,718 | 1.68 | 0.8 | 0.8 | 1,034 | 1,261 | 22.0 | 0.6 | 0.7 | 3,422.6 | 4,105.1 | 19.9 |
| Jackson | 16,300 | 16,581 | 1.72 | 0.4 | 0.4 | 312 | 392 | 25.6 | 0.2 | 0.2 | 1,914.1 | 2,364.2 | 23.5 |
| Jefferson | 407,106 | 424,680 | 4.32 | 10.6 | 10.8 | 16,566 | 17,547 | 5.9 | 9.2 | 9.1 | 4,069.2 | 4,131.8 | 1.5 |
| Jeff Davis | 30,764 | 31,293 | 1.72 | 0.8 | 0.8 | 390 | 427 | 9.5 | 0.2 | 0.2 | 1,267.7 | 1,364.5 | 7.6 |
| Lafayette | 127,007 | 132,455 | 4.29 | 3.3 | 3.4 | 4,347 | 4,443 | 2.2 | 2.4 | 2.3 | 3,422.6 | 3,354.3 | -2.0 |
| Lafourche | 74,541 | 75,700 | 1.65 | 1.9 | 1.9 | 2,385 | 2,946 | 23.5 | 1.3 | 1.5 | 3,199.6 | 3,891.7 | 21.6 |
| LaSalle | 14,624 | 14,871 | 1.69 | 0.4 | 0.4 | 381 | 275 | -27.8 | 0.2 | 0.1 | 2,605.3 | 1,849.2 | -29.0 |
| Lincoln | 36,535 | 37,046 | 1.40 | 1.0 | 0.9 | 1,062 | 1,287 | 21.2 | 0.6 | 0.7 | 2,906.8 | 3,474.1 | 19.5 |
| Livingston | 44,770 | 48,001 | 7.22 | 1.2 | 1.2 | 1,578 | 1,995 | 26.4 | 0.9 | 1.0 | 3,524.7 | 4,156.2 | 17.9 |
| Madison | 14,496 | 14,432 | -0.44 | 0.4 | 0.4 | 968 | 910 | -6.0 | 0.5 | 0.5 | 6,677.7 | 6,305.4 | -5.6 |
| Morehouse | 32,653 | 32,999 | 1.06 | 0.9 | 0.8 | 1,290 | 1,455 | 12.8 | 0.7 | 0.8 | 3,950.6 | 4,409.2 | 11.6 |
| Natchitoches | 36,354 | 36,622 | 0.74 | 0.9 | 0.9 | 1,215 | 1,282 | 5.5 | 0.7 | 0.7 | 3,342.1 | 3,500.6 | 4.7 |
| Orleans | 562,011 | 561,187 | -0.15 | 14.6 | 14.3 | 51,720 | 49,237 | -4.8 | 28.8 | 25.5 | 9,202.7 | 8,773.7 | -4.6 |

TABLE 3 (CONTINUED)

| | Population | | %Δ | % of State Population | | Total Arrests | | | % of State Total Arrests | | Total Arrest Rate | | | |
|-----------------------------|------------|---------|-------|--------------------------|------|---------------|--------|-------|-----------------------------|------|----------------------|---------|-------|---|
| | 1976 | 1977 | | 1976 | 1977 | 1976 | 1977 | %Δ | 1976 | 1977 | 1976 | 1977 | %Δ | |
| Ouachita | 128,597 | 129,426 | 0.64 | 3.3 | 3.3 | 8,627 | 10,254 | 18.9 | 4.8 | 5.3 | 6,708.6 | 7,922.7 | 18.1 | |
| Plaquemines | 26,168 | 26,709 | 2.07 | 0.7 | 0.7 | 816 | 1,105 | 35.4 | 0.5 | 0.6 | 3,118.3 | 4,137.2 | 32.7 | |
| Pointe Coupe ^e 2 | 21,850 | 21,782 | -0.31 | 0.6 | 0.6 | 407 | 280 | -31.2 | 0.2 | 0.1 | 1,862.7 | 1,285.5 | -31.0 | |
| Rapides | 122,925 | 124,846 | 1.56 | 3.2 | 3.2 | 6,406 | 6,328 | - 1.2 | 3.6 | 3.3 | 5,211.3 | 5,068.6 | - 2.7 | |
| Red River ² | 9,137 | 9,526 | 4.26 | 0.2 | 0.2 | 230 | 10 | - | 0.1 | 0.0 | 2,517.2 | 105.0 | - | |
| Richland | 22,077 | 21,779 | -1.35 | 0.6 | 0.6 | 988 | 837 | -15.3 | 0.5 | 0.4 | 4,475.2 | 3,843.2 | -14.1 | |
| Sabine | 19,717 | 19,965 | 1.26 | 0.5 | 0.5 | 374 | 492 | 31.6 | 0.2 | 0.3 | 1,896.8 | 2,464.3 | 29.9 | |
| St. Bernard | 59,254 | 60,628 | 2.32 | 1.5 | 1.5 | 1,685 | 2,050 | 21.7 | 0.9 | 1.1 | 2,843.7 | 3,381.3 | 18.9 | |
| St. Charles | 32,973 | 34,207 | 3.74 | 0.9 | 0.9 | 1,430 | 1,770 | 23.8 | 0.8 | 0.9 | 4,336.9 | 5,174.4 | 19.3 | |
| St. Helena | 9,706 | 9,797 | 0.94 | 0.3 | 0.2 | 156 | 196 | 25.6 | 0.1 | 0.1 | 1,607.3 | 2,000.6 | 24.5 | |
| St. James | 19,659 | 19,449 | -1.07 | 0.5 | 0.5 | 351 | 486 | 38.5 | 0.2 | 0.3 | 1,785.4 | 2,498.8 | 40.0 | |
| St. John | 25,478 | 26,586 | 4.35 | 0.7 | 0.7 | 999 | 1,110 | 11.1 | 0.6 | 0.6 | 3,921.0 | 4,175.1 | 6.5 | |
| St. Landry | 81,362 | 83,047 | 2.07 | 2.1 | 2.1 | 2,797 | 4,512 | 61.3 | 1.6 | 2.3 | 3,437.7 | 5,433.1 | 58.0 | |
| St. Martin | 34,735 | 35,416 | 1.96 | 0.9 | 0.9 | 611 | 510 | -16.5 | 0.3 | 0.3 | 1,759.0 | 1,440.0 | -18.1 | |
| St. Mary | 61,224 | 61,491 | 0.44 | 1.6 | 1.6 | 3,960 | 4,113 | 3.9 | 2.2 | 2.1 | 6,468.1 | 6,688.8 | 3.4 | |
| St. Tammany | 81,323 | 86,613 | 6.50 | 2.1 | 2.2 | 3,774 | 3,039 | -19.5 | 2.1 | 1.6 | 4,640.8 | 3,508.7 | -24.4 | |
| Tangipahoa | 71,905 | 73,948 | 2.84 | 1.9 | 1.9 | 2,597 | 2,769 | 6.6 | 1.4 | 1.4 | 3,611.7 | 3,744.5 | 3.7 | |
| Tensas | 8,252 | 8,370 | 1.43 | 0.2 | 0.2 | 228 | 193 | -15.4 | 0.1 | 0.1 | 2,763.0 | 2,305.9 | -16.5 | |
| Terrebonne | 85,069 | 87,520 | 2.88 | 2.2 | 2.2 | 2,388 | 2,645 | 10.8 | 1.3 | 1.4 | 2,807.1 | 3,022.2 | 7.7 | |
| Union | 19,460 | 19,986 | 2.70 | 0.5 | 0.5 | 345 | 408 | 18.3 | 0.2 | 0.2 | 1,772.9 | 2,041.4 | 15.1 | |
| Vermilion | 45,132 | 46,379 | 2.76 | 1.2 | 1.2 | 755 | 811 | 7.4 | 0.4 | 0.4 | 1,672.9 | 1,748.6 | 4.5 | |
| Vernon | 37,225 | 41,204 | 10.69 | 1.0 | 1.1 | 2,326 | 3,411 | 46.6 | 1.3 | 1.8 | 6,248.5 | 8,278.3 | 32.5 | |
| Washington | 42,356 | 42,563 | 0.49 | 1.1 | 1.1 | 2,127 | 2,464 | 15.8 | 1.2 | 1.3 | 5,021.7 | 5,789.1 | 15.3 | |
| Webster | 40,632 | 40,829 | 0.48 | 1.1 | 1.0 | 1,115 | 1,266 | 13.5 | 0.6 | 0.7 | 2,744.1 | 3,100.7 | 13.0 | |
| WBR | 17,960 | 17,950 | -0.06 | 0.5 | 0.5 | 1,216 | 1,157 | - 4.9 | 0.7 | 0.6 | 6,770.6 | 6,445.7 | - 4.8 | |
| West Carroll | 13,121 | 13,240 | 0.91 | 0.3 | 0.3 | 325 | 473 | 45.5 | 0.2 | 0.2 | 2,476.9 | 3,572.5 | 44.2 | |
| West Feliciana | 8,519 | 10,060 | 18.09 | 0.2 | 0.3 | NR | 327 | - | NR | 0.2 | 0.0 | 3,250.5 | - | - |
| Winn | 16,244 | 16,582 | 2.08 | 0.4 | 0.4 | 846 | 667 | -21.2 | 0.5 | 0.3 | 5,208.1 | 4,022.4 | -22.8 | |

¹Percent changes (%Δ) were not computed for those instances where the units of comparisons were less than 50.

²Percent changes were not computed for those parishes where a major law enforcement agency in the parish had three or more months of LUCR delinquent in 1977.

Sources: Louisiana Criminal Justice Information System Division (March, 1978)
Louisiana Tech Univeristy, The Louisiana Economy.

TABLE 4
 COMPARISON OF LOUISIANA'S VIOLENT CRIME
 ARRESTS BY PARISH, 1976 - 1977¹

| | Criminal Homicide | | | Forcible Rape | | | Robbery | | | Aggravated Assault | | |
|----------------------|-------------------|------|-------|---------------|------|------|---------|-------|-------|--------------------|-------|-------|
| | Arrests | | | Arrests | | | Arrests | | | Arrests | | |
| | 1976 | 1977 | %Δ | 1976 | 1977 | %Δ | 1976 | 1977 | %Δ | 1976 | 1977 | %Δ |
| Louisiana | 510 | 629 | 23.2 | 581 | 728 | 25.3 | 2,277 | 2,414 | 6.0 | 7,506 | 7,937 | 5.7 |
| Acadia | 2 | 7 | -- | 3 | 3 | -- | 11 | 6 | -- | 48 | 72 | -- |
| Allen | 2 | 2 | -- | 2 | 1 | -- | 2 | 1 | -- | 18 | 9 | -- |
| Ascension | 8 | 3 | -- | 5 | 10 | -- | 23 | 9 | -- | 51 | 129 | 111.5 |
| Assumption | 3 | 2 | -- | 0 | 0 | -- | 0 | 3 | -- | 45 | 23 | -- |
| Avoyelles | 3 | 4 | -- | 3 | 7 | -- | 2 | 0 | -- | 77 | 80 | 3.9 |
| Beauregard | 3 | 3 | -- | 3 | 3 | -- | 10 | 7 | -- | 86 | 41 | -- |
| Bienville | 1 | 5 | -- | 0 | 6 | -- | 0 | 15 | -- | 21 | 24 | -- |
| Bossier | 6 | 3 | -- | 6 | 15 | -- | 40 | 21 | -- | 102 | 128 | 25.5 |
| Caddo | 22 | 50 | -- | 28 | 27 | -- | 57 | 82 | 43.9 | 270 | 357 | 32.2 |
| Calcasieu | 10 | 17 | -- | 19 | 19 | -- | 35 | 54 | -- | 161 | 185 | 14.9 |
| Caldwell | 0 | 2 | -- | 6 | 0 | -- | 0 | 3 | -- | 10 | 19 | -- |
| Cameron | 0 | 0 | -- | 0 | 0 | -- | 0 | 0 | -- | 57 | 59 | 3.5 |
| Catahoula | 2 | 1 | -- | 0 | 9 | -- | 1 | 1 | -- | 17 | 49 | -- |
| Claiborne | 2 | 5 | -- | 0 | 0 | -- | 0 | 13 | -- | 19 | 16 | -- |
| Concordia | 6 | 8 | -- | 3 | 6 | -- | 9 | 10 | -- | 114 | 71 | -37.7 |
| DeSoto | 0 | 8 | -- | 2 | 5 | -- | 1 | 3 | -- | 26 | 20 | -- |
| EBR | 29 | 42 | -- | 71 | 89 | 25.4 | 168 | 207 | 23.2 | 1,259 | 1,326 | 5.3 |
| East Carroll | 2 | 3 | -- | 0 | 1 | -- | 4 | 1 | -- | 18 | 53 | -- |
| East Feliciana | 1 | 0 | -- | 1 | 2 | -- | 1 | 4 | -- | 38 | 43 | -- |
| Evangeline | 0 | 3 | -- | 4 | 9 | -- | 5 | 10 | -- | 90 | 49 | -- |
| Franklin | 0 | 0 | -- | 0 | 2 | -- | 0 | 0 | -- | 3 | 22 | -- |
| Grant | 0 | 2 | -- | 0 | 0 | -- | 0 | 1 | -- | 18 | 31 | -- |
| Iberia | 8 | 4 | -- | 3 | 1 | -- | 7 | 0 | -- | 23 | 20 | -- |
| Iberville | 0 | 2 | -- | 7 | 8 | -- | 9 | 1 | -- | 108 | 72 | -33.3 |
| Jackson | 1 | 7 | -- | 3 | 1 | -- | 0 | 1 | -- | 33 | 29 | -- |
| Jefferson | 33 | 53 | -- | 46 | 59 | -- | 211 | 190 | -10.0 | 656 | 726 | 10.7 |
| Jefferson Davis | 1 | 4 | -- | 0 | 8 | -- | 4 | 0 | -- | 18 | 8 | -- |
| Lafayette | 11 | 7 | -- | 16 | 20 | -- | 32 | 28 | -- | 133 | 132 | -0.8 |
| Lafourche | 3 | 12 | -- | 2 | 4 | -- | 24 | 13 | -- | 147 | 105 | -28.6 |
| LaSalle ² | 0 | 1 | -- | 0 | 0 | -- | 0 | 0 | -- | 58 | 11 | -- |
| Lincoln | 8 | 2 | -- | 5 | 3 | -- | 7 | 4 | -- | 55 | 56 | 1.8 |
| Livingston | 8 | 4 | -- | 4 | 0 | -- | 5 | 5 | -- | 106 | 104 | -1.9 |
| Madison | 5 | 7 | -- | 2 | 3 | -- | 7 | 4 | -- | 115 | 66 | -42.6 |
| Morehouse | 3 | 3 | -- | 1 | 4 | -- | 2 | 4 | -- | 38 | 42 | -- |
| Natchitoches | 2 | 5 | -- | 3 | 4 | -- | 10 | 14 | -- | 109 | 71 | -34.9 |
| Orleans | 219 | 189 | -13.7 | 177 | 198 | 11.9 | 1,250 | 1,391 | 11.3 | 1,005 | 1,112 | 10.6 |

TABLE 4 (CONTINUED)

| | Criminal Homicide | | | Forcible Rape | | | Robbery | | | Aggravated Assault | | |
|-------------------------|-------------------|------|------------|---------------|------|------------|---------|------|------------|--------------------|------|------------|
| | Arrests | | | Arrests | | | Arrests | | | Arrests | | |
| | 1976 | 1977 | % Δ | 1976 | 1977 | % Δ | 1976 | 1977 | % Δ | 1976 | 1977 | % Δ |
| Ouachita | 9 | 12 | --- | 13 | 45 | --- | 38 | 41 | --- | 335 | 342 | 2.1 |
| Plaquemines | 3 | 1 | --- | 2 | 0 | --- | 5 | 9 | --- | 36 | 47 | --- |
| Pt. Coupee | 2 | 2 | --- | 1 | 2 | --- | 9 | 0 | --- | 55 | 25 | --- |
| Rapides | 12 | 17 | --- | 23 | 20 | --- | 45 | 46 | --- | 163 | 188 | 15.3 |
| Red River ² | 1 | 0 | --- | 1 | 0 | --- | 1 | 0 | --- | 9 | 2 | --- |
| Richland | 1 | 4 | --- | 0 | 1 | --- | 2 | 2 | --- | 31 | 62 | --- |
| Sabine | 2 | 4 | --- | 1 | 1 | --- | 4 | 0 | --- | 21 | 15 | --- |
| St. Bernard | 1 | 4 | --- | 3 | 2 | --- | 16 | 16 | --- | 124 | 112 | -9.7 |
| St. Charles | 2 | 13 | --- | 12 | 2 | --- | 26 | 7 | --- | 86 | 125 | 45.3 |
| St. Helena | 0 | 2 | --- | 1 | 13 | --- | 0 | 0 | --- | 26 | 24 | --- |
| St. James | 0 | 0 | --- | 3 | 2 | --- | 0 | 4 | --- | 51 | 58 | 13.7 |
| St. John | 2 | 1 | --- | 3 | 2 | --- | 6 | 9 | --- | 108 | 61 | -43.5 |
| St. Landry | 2 | 4 | --- | 5 | 18 | --- | 5 | 8 | --- | 73 | 161 | 120.5 |
| St. Martin ² | 6 | 1 | --- | 3 | 5 | --- | 0 | 1 | --- | 40 | 48 | --- |
| St. Mary | 4 | 11 | --- | 10 | 12 | --- | 33 | 34 | --- | 175 | 214 | 22.3 |
| St. Tammany | 9 | 8 | --- | 17 | 11 | --- | 34 | 21 | --- | 277 | 214 | -22.7 |
| Tangipahoa | 22 | 29 | --- | 14 | 16 | --- | 12 | 24 | --- | 171 | 159 | -7.0 |
| Tensas | 0 | 2 | --- | 2 | 2 | --- | 0 | 0 | --- | 19 | 12 | --- |
| Terrebonne | 2 | 5 | --- | 9 | 4 | --- | 33 | 14 | --- | 88 | 83 | -5.7 |
| Union | 4 | 3 | --- | 3 | 1 | --- | 0 | 5 | --- | 49 | 67 | --- |
| Vermilion | 2 | 2 | --- | 0 | 6 | --- | 5 | 10 | --- | 30 | 43 | --- |
| Vernon | 4 | 7 | --- | 7 | 7 | --- | 20 | 10 | --- | 73 | 137 | 87.7 |
| Washington | 6 | 6 | --- | 3 | 10 | --- | 16 | 24 | --- | 123 | 120 | -2.4 |
| Webster | 5 | 9 | --- | 2 | 8 | --- | 13 | 8 | --- | 36 | 70 | --- |
| WBR | 3 | 6 | --- | 11 | 4 | --- | 13 | 5 | --- | 71 | 77 | 8.5 |
| West Carroll | 2 | 1 | --- | 1 | 1 | --- | 2 | 0 | --- | 20 | 19 | --- |
| West Feliciana | 0 | 1 | --- | 0 | 2 | --- | 0 | 5 | --- | 0 | 13 | --- |
| Winn | 0 | 4 | --- | 6 | 4 | --- | 2 | 5 | --- | 54 | 79 | 46.3 |

¹Percent changes (% Δ) were not computed for those instances where the units of comparison were less than 50.

²Percent changes were not computed for those parishes where a major law enforcement agency in the parish had three or more months of LUCR delinquent in 1977.

Source: Louisiana Criminal Justice Information System Division (March, 1978)

TABLE 5

COMPARISON OF LOUISIANA'S INDEX VIOLENT CRIME
ARREST RATES BY PARISH, 1976 - 1977¹

| | Criminal Homicide | | | Forcible Rape | | | Robbery | | | Aggravated Assault | | |
|----------------------|-------------------|------|-------|---------------|------|------|---------|-------|-------|--------------------|-------|-------|
| | Rate | | | Rate | | | Rate | | | Rate | | |
| | 1976 | 1977 | %Δ | 1976 | 1977 | %Δ | 1976 | 1977 | %Δ | 1976 | 1977 | %Δ |
| Louisiana | 13.3 | 16.0 | 20.3 | 15.1 | 18.6 | 23.2 | 59.3 | 61.6 | 3.9 | 195.4 | 202.4 | 3.6 |
| Acadia | 3.7 | 12.9 | -- | 5.6 | 5.5 | -- | 20.5 | 11.1 | -- | 89.3 | 132.8 | -- |
| Allen | 9.8 | 9.6 | -- | 9.8 | 4.8 | -- | 9.8 | 4.8 | -- | 88.5 | 43.1 | -- |
| Ascension | 19.5 | 7.0 | -- | 12.2 | 23.3 | -- | 56.0 | 21.0 | -- | 148.4 | 300.5 | 102.5 |
| Assumption | 14.7 | 9.8 | -- | 0.0 | 0.0 | -- | 0.0 | 14.7 | -- | 220.0 | 112.3 | -- |
| Avozelles | 7.9 | 10.3 | -- | 7.9 | 18.1 | -- | 5.2 | 0.0 | -- | 202.0 | 206.9 | -- |
| Beauregard | 11.4 | 11.0 | -- | 11.4 | 11.0 | -- | 37.9 | 25.7 | -- | 325.9 | 150.5 | -- |
| Bienville | 6.0 | 29.6 | -- | 0.0 | 35.5 | -- | 0.0 | 88.8 | -- | 125.3 | 142.1 | -- |
| Bossier | 8.5 | 4.1 | -- | 8.5 | 20.7 | -- | 56.8 | 29.0 | -- | 144.9 | 176.5 | 21.8 |
| Caddo | 9.1 | 20.6 | -- | 11.6 | 11.1 | -- | 23.6 | 33.7 | 42.8 | 111.8 | 146.9 | 31.4 |
| Calcasieu | 6.5 | 10.9 | -- | 12.4 | 12.2 | -- | 22.9 | 34.7 | -- | 105.2 | 118.7 | 12.8 |
| Caldwell | 0.0 | 19.6 | -- | 58.9 | 0.0 | -- | 0.0 | 29.4 | -- | 98.2 | 186.5 | -- |
| Cameron | 0.0 | 0.0 | -- | 0.0 | 0.0 | -- | 0.0 | 0.0 | -- | 634.7 | 627.5 | -1.1 |
| Catahoula | 17.7 | 8.6 | -- | 0.0 | 77.5 | -- | 8.8 | 8.6 | -- | 150.4 | 422.0 | -- |
| Claiborne | 12.4 | 31.1 | -- | 0.0 | 0.0 | -- | 0.0 | 80.8 | -- | 117.4 | 99.4 | -- |
| Concordia | 28.0 | 36.3 | -- | 14.0 | 27.2 | -- | 42.0 | 45.3 | -- | 532.3 | 321.9 | -39.5 |
| Desoto | 0.0 | 33.8 | -- | 8.5 | 21.1 | -- | 4.3 | 12.7 | -- | 110.7 | 84.6 | -- |
| EBR | 9.2 | 12.9 | -- | 22.4 | 27.3 | 21.9 | 53.1 | 63.4 | 19.4 | 398.0 | 406.4 | 2.1 |
| East Carroll | 17.0 | 25.4 | -- | 0.0 | 8.5 | -- | 34.0 | 8.5 | -- | 152.9 | 448.5 | -- |
| East Feliciana | 6.0 | 0.0 | -- | 6.0 | 12.5 | -- | 6.0 | 25.1 | -- | 229.3 | 269.3 | -- |
| Evangeline | 0.0 | 9.1 | -- | 12.3 | 27.4 | -- | 15.3 | 30.4 | -- | 275.9 | 148.9 | -- |
| Franklin | 0.0 | 0.0 | -- | 0.0 | 8.5 | -- | 0.0 | 0.0 | -- | 12.8 | 93.4 | -- |
| Grant | 0.0 | 13.5 | -- | 0.0 | 0.0 | -- | 0.0 | 6.7 | -- | 121.4 | 208.6 | -- |
| Iberia | 12.8 | 6.3 | -- | 4.8 | 1.6 | -- | 11.2 | 0.0 | -- | 36.8 | 31.4 | -- |
| Iberville | 0.0 | 6.5 | -- | 23.2 | 26.0 | -- | 29.8 | 3.3 | -- | 357.5 | 234.4 | -34.4 |
| Jackson | 6.1 | 42.2 | -- | 18.4 | 6.0 | -- | 0.0 | 6.0 | -- | 202.5 | 174.9 | -- |
| Jefferson | 8.1 | 12.5 | -- | 11.3 | 13.9 | -- | 51.8 | 44.7 | -13.7 | 161.1 | 171.0 | 6.1 |
| Jefferson Davis | 3.3 | 12.8 | -- | 0.0 | 25.6 | -- | 13.0 | 0.0 | -- | 58.5 | 25.6 | -- |
| Lafayette | 8.7 | 5.3 | -- | 12.6 | 15.1 | -- | 25.2 | 21.1 | -- | 104.7 | 99.7 | -4.8 |
| Lafourche | 4.0 | 15.9 | -- | 2.7 | 5.3 | -- | 32.2 | 17.2 | -- | 197.2 | 138.7 | -29.7 |
| LaSalle ² | 0.0 | 6.7 | -- | 0.0 | 0.0 | -- | 0.0 | 0.0 | -- | 396.6 | 74.0 | -- |
| Lincoln | 21.9 | 5.4 | -- | 13.7 | 8.1 | -- | 19.2 | 10.8 | -- | 150.5 | 151.2 | 0.5 |
| Livingston | 17.9 | 8.3 | -- | 8.9 | 0.0 | -- | 11.2 | 10.4 | -- | 236.8 | 216.7 | -8.5 |
| Madison | 34.5 | 48.5 | -- | 13.8 | 30.8 | -- | 48.3 | 27.7 | -- | 793.3 | 457.3 | -42.4 |
| Morehouse | 9.2 | 9.1 | -- | 3.1 | 12.1 | -- | 6.1 | 12.1 | -- | 116.4 | 127.3 | -- |
| Natchitoches | 5.5 | 13.7 | -- | 8.3 | 10.9 | -- | 27.5 | 38.2 | -- | 299.8 | 193.9 | -35.3 |
| Orleans | 39.0 | 33.7 | -13.6 | 31.5 | 35.3 | 12.1 | 222.4 | 247.9 | 11.5 | 178.8 | 198.2 | 10.9 |

TABLE 5 (CONTINUED)

| | Criminal Homicide | | | Forcible Rape | | | Robbery | | | Aggravated Assault | | |
|-------------------------|-------------------|-----------|------------|---------------|-----------|------------|---------|-----------|------------|--------------------|-----------|------------|
| | 1976 | Rate 1977 | % Δ | 1976 | Rate 1977 | % Δ | 1976 | Rate 1977 | % Δ | 1976 | Rate 1977 | % Δ |
| Ouachita | 7.0 | 9.3 | -- | 10.1 | 34.8 | -- | 29.5 | 31.7 | -- | 260.5 | 264.2 | 1.4 |
| Plaquemines | 11.5 | 3.7 | -- | 7.6 | 0.0 | -- | 19.1 | 33.7 | -- | 137.6 | 176.0 | -- |
| Pt. Coupee ² | 9.2 | 9.2 | -- | 4.6 | 9.2 | -- | 41.2 | 0.0 | -- | 251.7 | 114.8 | -- |
| Rapides | 9.8 | 13.6 | -- | 18.7 | 16.0 | -- | 36.6 | 36.8 | -- | 132.6 | 150.6 | 13.6 |
| Red River ² | 10.9 | 0.0 | -- | 10.9 | 0.0 | -- | 10.9 | 0.0 | -- | 98.5 | 21.0 | -- |
| Richland | 4.5 | 18.4 | -- | 0.0 | 4.6 | -- | 9.1 | 9.2 | -- | 140.4 | 284.7 | -- |
| Sabine | 10.1 | 20.0 | -- | 5.1 | 5.0 | -- | 20.3 | 0.0 | -- | 106.5 | 75.1 | -- |
| St. Bernard | 1.7 | 6.6 | -- | 5.1 | 3.3 | -- | 27.0 | 26.4 | -- | 209.3 | 184.7 | -11.8 |
| St. Charles | 6.1 | 38.0 | -- | 36.4 | 5.8 | -- | 78.9 | 20.5 | -- | 260.8 | 365.4 | 40.1 |
| St. Helena | 0.0 | 20.4 | -- | 10.3 | 132.7 | -- | 0.0 | 0.0 | -- | 267.9 | 245.0 | -- |
| St. James | 0.0 | 0.0 | -- | 15.3 | 10.3 | -- | 0.0 | 20.6 | -- | 259.4 | 298.2 | -- |
| St. John | 7.8 | 3.8 | -- | 11.8 | 7.5 | -- | 23.5 | 33.9 | -- | 423.9 | 229.4 | -45.9 |
| St. Landry ² | 2.5 | 4.8 | -- | 6.1 | 21.7 | -- | 6.1 | 9.6 | -- | 89.7 | 193.9 | 116.2 |
| St. Martin | 17.3 | 2.8 | -- | 8.6 | 14.1 | -- | 0.0 | 2.8 | -- | 115.2 | 135.5 | -- |
| St. Mary | 6.5 | 17.9 | -- | 16.3 | 19.5 | -- | 53.9 | 55.3 | -- | 285.8 | 348.0 | 21.8 |
| St. Tammany | 11.1 | 9.2 | -- | 20.9 | 12.7 | -- | 41.8 | 24.2 | -- | 340.6 | 247.1 | -27.5 |
| Tangipahoa | 30.6 | 39.2 | -- | 19.5 | 21.6 | -- | 16.7 | 32.5 | -- | 237.8 | 215.0 | -9.6 |
| Tensas | 0.0 | 23.9 | -- | 24.2 | 23.9 | -- | 0.0 | 0.0 | -- | 230.2 | 143.4 | -- |
| Terrebonne | 2.4 | 5.7 | -- | 10.6 | 4.6 | -- | 38.8 | 16.0 | -- | 103.4 | 94.8 | -8.3 |
| Union | 20.6 | 15.0 | -- | 15.4 | 5.0 | -- | 0.0 | 25.0 | -- | 251.8 | 335.2 | -- |
| Vermilion | 4.4 | 4.3 | -- | 0.0 | 12.9 | -- | 11.1 | 21.6 | -- | 66.5 | 92.7 | -- |
| Vernon | 10.7 | 17.0 | -- | 18.8 | 17.0 | -- | 53.7 | 24.3 | -- | 196.1 | 332.5 | 69.6 |
| Washington | 14.2 | 14.1 | -- | 7.1 | 23.5 | -- | 37.8 | 56.4 | -- | 290.4 | 281.9 | -2.9 |
| Webster | 12.3 | 22.0 | -- | 4.9 | 19.6 | -- | 32.0 | 19.6 | -- | 88.6 | 171.4 | -- |
| WBR | 16.7 | 33.4 | -- | 61.2 | 22.3 | -- | 72.4 | 27.9 | -- | 395.3 | 429.0 | 8.5 |
| West Carroll | 15.2 | 7.6 | -- | 7.6 | 7.6 | -- | 15.2 | 0.0 | -- | 152.4 | 143.5 | -- |
| West Feliciana | 0.0 | 9.9 | -- | 0.0 | 19.9 | -- | 0.0 | 49.7 | -- | 0.0 | 129.2 | -- |
| Winn | 0.0 | 24.1 | -- | 36.9 | 24.1 | -- | 12.3 | 30.2 | -- | 332.4 | 476.4 | 43.3 |

¹Percent changes (% Δ) were not computed for those instances where the units of comparison were less than 50.

²Percent changes were not computed for those parishes where a major law enforcement agency in the parish had three or more months of LUCR delinquent in 1977.

Sources: Louisiana Criminal Justice Information System Division (March, 1978)
Louisiana Tech University, The Louisiana Economy.

TABLE 6

COMPARISON OF LOUISIANA'S INDEX PROPERTY CRIME
ARRESTS BY PARISH, 1976 - 1977¹

| | Burglary | | | Larceny - Theft | | | Motor Vehicle Theft | | | Total Index Offenses | | |
|----------------------|----------|--------|-------|-----------------|--------|-------|---------------------|-------|-------|----------------------|--------|-------|
| | Arrests | | | Arrests | | | Arrests | | | Arrests | | |
| | 1976 | 1977 | %Δ | 1976 | 1977 | %Δ | 1976 | 1977 | %Δ | 1976 | 1977 | %Δ |
| Louisiana | 9,443 | 10,134 | 7.3 | 24,190 | 25,722 | 6.3 | 1,607 | 1,948 | 21.2 | 46,114 | 49,512 | 7.4 |
| Acadia | 53 | 93 | 73.6 | 171 | 168 | -1.8 | 16 | 12 | -- | 304 | 360 | 18.4 |
| Allen | 28 | 10 | -- | 49 | 33 | -- | 2 | 9 | -- | 103 | 65 | -36.9 |
| Ascension | 123 | 151 | 22.8 | 200 | 337 | 68.5 | 25 | 35 | -- | 445 | 674 | 51.5 |
| Assumption | 17 | 20 | -- | 41 | 40 | -- | 5 | 6 | -- | 111 | 94 | -15.3 |
| Avoyelles | 62 | 86 | 38.7 | 170 | 142 | -16.5 | 6 | 7 | -- | 323 | 326 | 0.9 |
| Beauregard | 52 | 53 | 1.9 | 110 | 103 | -6.4 | 5 | 11 | -- | 269 | 221 | -17.8 |
| Bienville | 9 | 56 | -- | 50 | 70 | 40.0 | 5 | 1 | -- | 86 | 177 | 105.8 |
| Bossier | 262 | 165 | -37.0 | 327 | 391 | 19.6 | 41 | 55 | -- | 784 | 778 | -0.8 |
| Caddo | 364 | 491 | 34.9 | 1,504 | 2,044 | 35.9 | 53 | 96 | 81.1 | 2,298 | 3,147 | 36.9 |
| Calcasieu | 300 | 300 | 0.0 | 626 | 847 | 35.3 | 70 | 84 | 20.0 | 1,221 | 1,506 | 23.3 |
| Caldwell | 10 | 20 | -- | 28 | 45 | -- | 6 | 1 | -- | 60 | 90 | 50.0 |
| Cameron | 5 | 12 | -- | 25 | 27 | -- | 1 | 0 | -- | 88 | 98 | 11.4 |
| Catahoula | 35 | 37 | -- | 34 | 40 | -- | 3 | 1 | -- | 92 | 138 | 50.0 |
| Claiborne | 48 | 32 | -- | 50 | 53 | 6.0 | 1 | 7 | -- | 120 | 126 | 5.0 |
| Concordia | 76 | 85 | 11.8 | 155 | 123 | -20.6 | 30 | 16 | -- | 393 | 319 | -18.8 |
| DeSoto | 18 | 6 | -- | 34 | 30 | -- | 4 | 0 | -- | 85 | 72 | -15.3 |
| EBR | 926 | 1,143 | 23.4 | 3,324 | 3,122 | -6.1 | 281 | 231 | -17.8 | 6,058 | 6,160 | 1.7 |
| East Carroll | 21 | 50 | -- | 74 | 37 | -- | 2 | 0 | -- | 121 | 145 | 19.8 |
| East Feliciana | 36 | 29 | -- | 19 | 79 | -- | 6 | 5 | -- | 102 | 162 | 58.8 |
| Evangeline | 64 | 34 | -- | 99 | 93 | -6.1 | 7 | 3 | -- | 269 | 201 | -25.3 |
| Franklin | 3 | 33 | -- | 28 | 52 | -- | 1 | 2 | -- | 35 | 111 | -- |
| Grant | 41 | 35 | -- | 18 | 47 | -- | 4 | 0 | -- | 81 | 116 | 43.2 |
| Iberia | 42 | 50 | -- | 56 | 73 | 30.4 | 3 | 8 | -- | 142 | 156 | 9.9 |
| Iberville | 75 | 76 | 1.3 | 187 | 138 | -26.2 | 2 | 2 | -- | 388 | 299 | -22.9 |
| Jackson | 21 | 12 | -- | 42 | 51 | -- | 3 | 6 | -- | 103 | 107 | 3.9 |
| Jefferson | 1,208 | 986 | -18.4 | 2,748 | 2,647 | -3.7 | 89 | 181 | 103.4 | 4,991 | 4,842 | -3.0 |
| Jefferson Davis | 36 | 32 | -- | 61 | 77 | 26.2 | 3 | 7 | -- | 123 | 136 | 10.6 |
| Lafayette | 238 | 239 | 0.4 | 792 | 637 | -19.6 | 53 | 124 | 134.0 | 1,275 | 1,187 | -6.9 |
| Lafourche | 150 | 185 | 23.3 | 376 | 428 | 13.8 | 27 | 33 | -- | 729 | 780 | 7.0 |
| LaSalle ² | 43 | 31 | -- | 27 | 18 | -- | 4 | 0 | -- | 132 | 61 | -53.8 |
| Lincoln | 74 | 65 | -12.2 | 184 | 223 | 21.2 | 10 | 3 | -- | 343 | 356 | 3.8 |
| Livingston | 143 | 147 | 2.8 | 202 | 292 | 44.6 | 3 | 7 | -- | 471 | 559 | 18.7 |
| Madison | 48 | 49 | -- | 89 | 69 | -22.5 | 4 | 6 | -- | 270 | 204 | -24.4 |
| Morehouse | 52 | 70 | 34.6 | 148 | 175 | 18.2 | 6 | 6 | -- | 250 | 304 | 21.6 |
| Natchitoches | 35 | 71 | -- | 98 | 138 | 40.8 | 2 | 2 | -- | 259 | 305 | 17.8 |
| Orleans | 2,286 | 2,407 | 5.3 | 6,200 | 6,848 | 10.5 | 467 | 564 | 20.8 | 11,604 | 12,709 | 9.5 |

TABLE 6 (CONTINUED)

| | Burglary | | | Larceny - Theft | | | Motor Vehicle Theft | | | Total Index Offenses | | |
|-------------------------|----------|------|-------|-----------------|-------|-------|---------------------|------|-------|----------------------|-------|-------|
| | Arrests | | | Arrests | | | Arrests | | | Arrests | | |
| | 1976 | 1977 | %Δ | 1976 | 1977 | %Δ | 1976 | 1977 | %Δ | 1976 | 1977 | %Δ |
| Ouachita | 263 | 407 | 54.8 | 1,212 | 1,448 | 19.5 | 47 | 71 | -- | 1,917 | 2,366 | 23.4 |
| Plaquemines | 29 | 35 | -- | 62 | 83 | 33.9 | 8 | 11 | -- | 145 | 186 | 28.3 |
| Pt. Coupee ² | 17 | 21 | -- | 38 | 17 | -- | 3 | 1 | -- | 120 | 68 | -43.3 |
| Rapides | 403 | 452 | 12.2 | 849 | 792 | -6.7 | 69 | 58 | -15.9 | 1,564 | 1,573 | 0.6 |
| Red River ² | 22 | 2 | -- | 28 | 0 | -- | 0 | 0 | -- | 62 | 4 | -- |
| Richland | 55 | 43 | -- | 131 | 100 | -23.7 | 10 | 17 | -- | 230 | 229 | -0.4 |
| Sabine | 48 | 10 | -- | 34 | 58 | -- | 4 | 4 | -- | 114 | 92 | -19.3 |
| St. Bernard | 98 | 106 | 8.2 | 227 | 281 | 23.8 | 24 | 23 | -- | 493 | 544 | 10.3 |
| St. Charles | 78 | 75 | -3.8 | 115 | 77 | -33.0 | 15 | 18 | -- | 334 | 317 | -5.1 |
| St. Helena | 2 | 15 | -- | 23 | 11 | -- | 3 | 4 | -- | 55 | 69 | 25.5 |
| St. James | 16 | 34 | -- | 10 | 19 | -- | 1 | 2 | -- | 81 | 119 | 46.9 |
| St. John | 45 | 63 | -- | 76 | 102 | 34.2 | 6 | 17 | -- | 246 | 255 | 3.7 |
| St. Landry ² | 93 | 181 | 94.6 | 254 | 447 | 76.0 | 5 | 16 | -- | 437 | 835 | 91.1 |
| St. Martin ² | 25 | 21 | -- | 48 | 37 | -- | 11 | 4 | -- | 133 | 117 | -12.0 |
| St. Mary | 153 | 176 | 15.0 | 487 | 379 | -22.2 | 21 | 52 | -- | 883 | 878 | -0.6 |
| St. Tammany | 228 | 239 | 4.8 | 627 | 536 | -14.5 | 35 | 17 | -- | 1,227 | 1,046 | -14.8 |
| Tangipahoa | 198 | 196 | -1.0 | 475 | 405 | -14.7 | 17 | 25 | -- | 909 | 854 | -6.1 |
| Tensas | 16 | 17 | -- | 51 | 23 | -- | 6 | 0 | -- | 94 | 56 | -40.4 |
| Terrebonne | 161 | 132 | -18.0 | 236 | 205 | -13.1 | 19 | 10 | -- | 548 | 453 | -17.3 |
| Union | 31 | 44 | -- | 27 | 26 | -- | 5 | 9 | -- | 119 | 155 | 30.3 |
| Vermilion | 100 | 66 | -34.0 | 113 | 70 | -38.1 | 10 | 13 | -- | 260 | 210 | -19.2 |
| Vernon | 56 | 98 | 75.0 | 104 | 223 | 114.4 | 3 | 3 | -- | 267 | 485 | 81.6 |
| Washington | 172 | 177 | 2.9 | 242 | 239 | -1.2 | 14 | 21 | -- | 576 | 597 | 3.6 |
| Webster | 49 | 63 | -- | 156 | 202 | 29.5 | 6 | 9 | -- | 267 | 369 | 38.2 |
| WBR | 48 | 36 | -- | 98 | 104 | 6.1 | 10 | 6 | -- | 254 | 238 | -6.3 |
| West Carroll | 18 | 21 | -- | 46 | 23 | -- | 3 | 0 | -- | 92 | 65 | -29.3 |
| West Feliciana | 0 | 16 | -- | 0 | 18 | -- | 0 | 2 | -- | 0 | 57 | -- |
| Winn | 20 | 28 | -- | 75 | 60 | -20.0 | 2 | 4 | -- | 159 | 184 | 15.7 |

¹ Percent changes (%Δ) were not computed for those instances where the units of comparisons were less than 50.

² Percent changes were not computed for the parishes where a major law enforcement agency in the parish had three or more months of LUCR delinquent in 1977.

Source: Louisiana Criminal Justice Information System Division (March, 1978).

TABLE 7

COMPARISON OF LOUISIANA'S INDEX PROPERTY CRIME
ARREST RATES BY PARISH, 1976 - 1977¹

| | Burglary | | | Larceny - Theft | | | Motor Vehicle Theft | | | Total Index Offense | | |
|-----------------|----------|-------|-------|-----------------|--------|-------|---------------------|-------|-------|---------------------|--------|-------|
| | Rate | | %Δ | Rate | | %Δ | Rate | | %Δ | Rate | | %Δ |
| | 1976 | 1977 | | 1976 | 1977 | | 1976 | 1977 | | 1976 | 1977 | |
| Louisiana | 245.8 | 258.4 | 5.1 | 629.8 | 656.0 | 4.2 | 41.8 | 49.7 | 18.9 | 1200.6 | 1262.6 | 5.2 |
| Acadia | 98.6 | 171.5 | 73.9 | 318.1 | 309.8 | -2.6 | 29.8 | 22.1 | -- | 565.5 | 663.8 | 17.4 |
| Allen | 137.7 | 47.9 | -- | 241.0 | 158.1 | -- | 9.8 | 43.1 | -- | 506.6 | 311.4 | -38.5 |
| Ascension | 299.2 | 351.8 | 17.6 | 486.6 | 785.1 | 61.3 | 60.8 | 81.5 | -- | 1082.6 | 1570.1 | 45.0 |
| Assumption | 83.1 | 97.7 | -- | 200.4 | 195.4 | -- | 24.4 | 29.3 | -- | 542.5 | 459.1 | -15.4 |
| Avoyelles | 162.7 | 222.4 | 36.7 | 446.0 | 367.2 | -17.7 | 15.7 | 18.1 | -- | 847.4 | 843.1 | -0.5 |
| Beauregard | 197.0 | 194.6 | -1.2 | 416.8 | 378.1 | -9.3 | 18.9 | 40.4 | -- | 1019.3 | 811.3 | -20.4 |
| Bienville | 53.7 | 331.6 | -- | 298.4 | 414.5 | 38.9 | 29.8 | 5.9 | -- | 513.2 | 1048.2 | 104.2 |
| Bossier | 372.3 | 227.5 | -38.9 | 464.6 | 539.1 | 16.0 | 58.3 | 75.8 | -- | 1113.9 | 1072.6 | -3.7 |
| Caddo | 150.7 | 202.0 | 34.0 | 622.5 | 840.8 | 35.1 | 21.9 | 39.5 | 80.4 | 951.2 | 1294.5 | 36.1 |
| Calcasieu | 196.0 | 192.6 | -1.7 | 409.0 | 543.7 | 32.9 | 45.7 | 53.9 | 17.9 | 797.8 | 966.6 | 21.2 |
| Caldwell | 98.2 | 196.3 | -- | 274.9 | 441.7 | -- | 58.9 | 9.8 | -- | 589.1 | 883.5 | 50.0 |
| Cameron | 55.7 | 127.6 | -- | 278.4 | 287.1 | -- | 11.1 | 0.0 | -- | 980.0 | 1042.2 | 6.3 |
| Catahoula | 309.7 | 318.6 | -- | 300.9 | 344.5 | -- | 26.5 | 8.6 | -- | 814.2 | 1188.4 | 46.0 |
| Claiborne | 296.6 | 198.8 | -- | 309.0 | 329.3 | 6.6 | 6.2 | 43.5 | -- | 741.6 | 782.8 | 5.6 |
| Concordia | 354.9 | 385.4 | 8.6 | 723.8 | 557.7 | -22.9 | 140.1 | 72.5 | -- | 1835.2 | 1446.4 | -21.2 |
| DeSoto | 76.6 | 25.4 | -- | 144.8 | 126.8 | -- | 17.0 | 0.0 | -- | 361.9 | 304.4 | -15.9 |
| EBR | 292.8 | 350.3 | 19.6 | 1050.9 | 956.7 | -9.0 | 88.8 | 70.8 | -20.3 | 1915.3 | 1887.8 | -1.4 |
| East Carroll | 178.4 | 423.1 | -- | 628.5 | 313.1 | -- | 17.0 | 0.0 | -- | 1027.7 | 1227.0 | 19.4 |
| East Feliciana | 217.3 | 181.6 | -- | 114.7 | 494.8 | -- | 36.2 | 31.3 | -- | 615.6 | 1014.6 | 64.8 |
| Evangeline | 196.2 | 103.3 | -- | 303.5 | 282.7 | -6.9 | 21.5 | 9.1 | -- | 824.6 | 610.9 | -25.9 |
| Franklin | 12.8 | 140.1 | -- | 119.4 | 220.7 | -- | 4.3 | 8.5 | -- | 149.2 | 471.2 | -- |
| Grant | 276.6 | 235.5 | -- | 121.4 | 316.2 | -- | 27.0 | 0.0 | -- | 546.5 | 780.4 | 42.8 |
| Iberia | 67.2 | 78.6 | -- | 89.6 | 114.7 | 28.0 | 4.8 | 12.6 | -- | 227.1 | 245.2 | 8.0 |
| Iberville | 248.3 | 247.4 | -0.4 | 619.0 | 449.2 | -27.4 | 6.6 | 6.5 | -- | 1284.3 | 973.4 | -24.2 |
| Jackson | 128.8 | 72.4 | -- | 257.7 | 307.6 | -- | 18.4 | 36.2 | -- | 631.9 | 645.3 | 2.1 |
| Jefferson | 296.7 | 232.2 | -21.7 | 675.0 | 623.3 | -7.7 | 21.9 | 42.6 | 94.5 | 1226.0 | 1140.2 | -7.0 |
| Jefferson Davis | 117.0 | 102.3 | -- | 198.3 | 246.1 | 24.1 | 9.8 | 22.4 | -- | 399.8 | 434.6 | 8.7 |
| Lafayette | 187.4 | 180.4 | -3.7 | 623.6 | 480.9 | -22.9 | 41.7 | 93.6 | 124.5 | 1003.9 | 896.2 | -10.7 |
| Lafourche | 201.2 | 244.4 | 21.5 | 504.4 | 565.4 | 12.1 | 36.2 | 43.6 | -- | 978.0 | 1030.4 | 5.4 |
| LaSalle | 294.0 | 208.5 | -- | 184.6 | 121.0 | -- | 27.4 | 0.0 | -- | 902.6 | 410.2 | -54.6 |
| Lincoln | 202.5 | 175.5 | -13.3 | 503.6 | 602.0 | 19.5 | 27.4 | 8.1 | -- | 938.8 | 961.0 | 2.4 |
| Livingston | 319.4 | 306.2 | -4.1 | 451.2 | 608.3 | 34.8 | 6.7 | 14.6 | -- | 1052.0 | 1164.6 | 10.7 |
| Madison | 331.1 | 339.5 | -- | 614.0 | 478.1 | -22.1 | 27.6 | 41.6 | -- | 1862.6 | 1413.5 | -24.1 |
| Morehouse | 159.3 | 212.1 | 33.1 | 453.3 | 530.3 | 17.0 | 18.4 | 18.2 | -- | 765.6 | 921.2 | 20.3 |
| Natchitoches | 96.3 | 193.9 | -- | 269.6 | 376.8 | 39.8 | 5.5 | 5.5 | -- | 712.4 | 832.8 | 16.9 |
| Orleans | 406.8 | 428.9 | 5.4 | 1103.2 | 1220.3 | 10.6 | 83.1 | 100.5 | 20.9 | 2064.7 | 2264.7 | 9.7 |

TABLE 7 (CONTINUED)

| | Burglary | | | Larceny - Theft | | | Motor Vehicle Theft | | | Total Index Offenses | | |
|-------------------------|----------|-------|-------|-----------------|--------|-------|---------------------|------|-------|----------------------|--------|-------|
| | 1976 | Rate | %Δ | 1976 | Rate | %Δ | 1976 | Rate | %Δ | 1976 | Rate | %Δ |
| | | 1977 | | | 1977 | | | 1977 | | | 1977 | |
| Ouachita | 204.5 | 314.5 | 53.8 | 942.5 | 1118.8 | 18.7 | 36.5 | 54.9 | -- | 1490.7 | 1828.1 | 22.6 |
| Plaquemines | 110.8 | 131.0 | -- | 236.9 | 310.8 | 31.2 | 30.6 | 41.2 | -- | 554.1 | 696.4 | 25.7 |
| Pt. Coupee ² | 54.9 | 96.4 | -- | 173.9 | 78.0 | -- | 13.7 | 4.6 | -- | 549.2 | 312.2 | -43.2 |
| Rapides | 327.8 | 362.0 | 10.4 | 690.7 | 634.4 | 8.2 | 56.1 | 46.5 | -17.1 | 1272.3 | 1260.0 | -1.0 |
| Red River ² | 240.8 | 21.0 | -- | 306.4 | 0.0 | -- | 0.0 | 0.0 | -- | 678.6 | 42.0 | -- |
| Richland | 249.1 | 197.4 | -- | 593.4 | 459.2 | -22.6 | 45.3 | 78.1 | -- | 1041.8 | 1051.5 | 0.9 |
| Sabine | 243.4 | 50.1 | -- | 172.4 | 290.5 | -- | 20.3 | 20.0 | -- | 578.2 | 460.8 | -20.3 |
| St. Bernard | 165.4 | 174.8 | 5.7 | 383.1 | 463.5 | 21.0 | 40.5 | 37.9 | -- | 832.0 | 897.3 | 7.8 |
| St. Charles | 236.6 | 219.3 | -7.3 | 348.8 | 225.1 | -35.5 | 45.5 | 52.6 | -- | 1012.9 | 926.7 | -8.5 |
| St. Helena | 20.6 | 153.1 | -- | 237.0 | 112.3 | -- | 30.9 | 40.8 | -- | 566.7 | 704.3 | 24.3 |
| St. James | 81.4 | 174.8 | -- | 50.9 | 97.7 | -- | 5.1 | 10.3 | -- | 412.0 | 611.9 | 48.5 |
| St. John | 176.6 | 237.0 | -- | 298.3 | 383.7 | 28.6 | 23.5 | 63.9 | -- | 965.5 | 959.2 | -0.7 |
| St. Landry | 114.3 | 217.9 | 90.6 | 312.2 | 538.2 | 72.4 | 6.1 | 19.3 | -- | 537.1 | 1005.5 | 87.2 |
| St. Martin ² | 72.0 | 59.3 | -- | 138.2 | 104.5 | -- | 31.7 | 11.3 | -- | 382.9 | 330.4 | -13.7 |
| St. Mary | 249.9 | 286.2 | 14.5 | 795.4 | 616.4 | -22.5 | 34.3 | 84.6 | -- | 1442.2 | 1427.9 | -1.0 |
| St. Tammany | 280.4 | 275.9 | -1.6 | 771.0 | 618.8 | -19.7 | 43.0 | 19.6 | -- | 1508.8 | 1207.7 | -20.0 |
| Tangipahoa | 275.4 | 265.1 | -3.7 | 660.6 | 547.7 | -17.1 | 23.6 | 33.8 | -- | 1264.2 | 1154.9 | -8.6 |
| Tensas | 193.9 | 203.1 | -- | 618.0 | 274.8 | -- | 72.7 | 0.0 | -- | 1139.1 | 669.1 | -41.3 |
| Terrebonne | 189.3 | 150.8 | -20.3 | 277.4 | 234.2 | -15.6 | 22.3 | 11.4 | -- | 644.2 | 517.6 | -19.7 |
| Union | 159.3 | 220.2 | -- | 138.7 | 130.1 | -- | 25.7 | 45.0 | -- | 611.5 | 775.5 | 26.8 |
| Vermilion | 221.6 | 142.3 | -35.8 | 250.4 | 150.9 | -39.7 | 22.2 | 28.0 | -- | 576.1 | 452.8 | -21.4 |
| Vernon | 150.4 | 237.8 | 58.1 | 279.4 | 541.2 | 93.7 | 8.1 | 7.3 | -- | 717.3 | 1177.1 | 64.1 |
| Washington | 406.1 | 415.9 | 2.4 | 571.3 | 561.5 | -1.7 | 33.1 | 49.3 | -- | 1359.9 | 1402.6 | 3.1 |
| Webster | 120.6 | 154.3 | -- | 383.9 | 494.7 | 28.9 | 14.8 | 22.0 | -- | 657.1 | 903.8 | 37.5 |
| WBR | 267.3 | 200.6 | -- | 545.7 | 579.4 | 6.2 | 55.7 | 33.4 | -- | 1414.3 | 1325.9 | -6.3 |
| West Carroll | 137.2 | 158.6 | -- | 350.6 | 173.7 | -- | 22.9 | 0.0 | -- | 701.2 | 490.9 | -30.0 |
| West Feliciana | 0.0 | 159.0 | -- | 0.0 | 178.9 | -- | 0.0 | 19.9 | -- | 0.0 | 566.6 | -- |
| Winn | 123.1 | 168.9 | -- | 461.7 | 361.8 | -21.6 | 12.3 | 24.1 | -- | 978.8 | 1109.6 | 13.4 |

¹Percent change (%Δ) were not computed for those instances where the units of comparisons were less than 50.

²Percent change were not computed for those parishes where a major law enforcement agency in the parish had three or more months of LUCR delinquent in 1977.

Sources: Louisiana Criminal Justice Information System Division (March, 1978)
Louisiana Tech University, The Louisiana Economy.

TABLE 8

COMPARISON OF LOUISIANA'S NON-INDEX CRIME
ARRESTS BY PARISH, 1976 - 1977¹

| | Narcotic Drug Laws | | | Curfew | | | Runaways | | | All Other Offenses | | |
|----------------------|--------------------|--------|-------|---------|-------|-------|----------|-------|------|--------------------|---------|-------|
| | Arrests | | | Arrests | | | Arrests | | | Arrests | | |
| | 1976 | 1977 | %Δ | 1976 | 1977 | %Δ | 1976 | 1977 | %Δ | 1976 | 1977 | %Δ |
| Louisiana | 10,858 | 11,983 | 10.4 | 1,150 | 1,002 | -12.9 | 2,469 | 3,047 | 23.4 | 119,211 | 127,643 | 7.1 |
| Acadia | 34 | 52 | -- | 102 | 74 | -27.5 | 54 | 56 | 3.7 | 982 | 1,188 | 21.0 |
| Allen | 5 | 8 | -- | 0 | 0 | -- | 7 | 0 | -- | 136 | 168 | 23.5 |
| Ascension | 122 | 202 | 65.6 | 9 | 8 | -- | 33 | 54 | -- | 1,298 | 1,983 | 52.8 |
| Assumption | 20 | 18 | -- | 0 | 0 | -- | 13 | 12 | -- | 390 | 483 | 23.8 |
| Avoyelles | 44 | 44 | -- | 0 | 3 | -- | 5 | 4 | -- | 987 | 1,112 | 12.7 |
| Beauregard | 32 | 34 | -- | 0 | 0 | -- | 4 | 3 | -- | 686 | 588 | -14.3 |
| Bienville | 12 | 25 | -- | 0 | 2 | -- | 2 | 40 | -- | 116 | 330 | 184.5 |
| Bossier | 189 | 147 | -22.2 | 52 | 19 | -- | 72 | 90 | 25.0 | 2,652 | 2,901 | 9.4 |
| Caddo | 357 | 494 | 38.4 | 1 | 3 | -- | 36 | 36 | -- | 4,922 | 6,510 | 32.3 |
| Calcasieu | 369 | 239 | -35.2 | 100 | 71 | -29.0 | 75 | 76 | 1.3 | 3,135 | 3,799 | 21.2 |
| Caldwell | 22 | 18 | -- | 0 | 0 | -- | 18 | 10 | -- | 238 | 357 | 50.0 |
| Cameron | 7 | 3 | -- | 0 | 0 | -- | 0 | 0 | -- | 141 | 94 | -33.3 |
| Catahoula | 33 | 134 | -- | 0 | 1 | -- | 4 | 8 | -- | 447 | 529 | 18.3 |
| Claiborne | 9 | 10 | -- | 1 | 0 | -- | 2 | 6 | -- | 479 | 517 | 7.9 |
| Concordia | 35 | 73 | -- | 0 | 11 | -- | 12 | 2 | -- | 698 | 977 | 40.0 |
| DeSoto | 9 | 16 | -- | 0 | 0 | -- | 1 | 3 | -- | 386 | 498 | 29.0 |
| EBR | 1,159 | 1,193 | 2.9 | 2 | 0 | -- | 54 | 35 | -- | 11,081 | 11,747 | 6.0 |
| East Carroll | 6 | 2 | -- | 0 | 0 | -- | 0 | 0 | -- | 259 | 274 | 5.8 |
| East Feliciana | 14 | 30 | -- | 0 | 0 | -- | 0 | 1 | -- | 208 | 463 | 122.6 |
| Evangeline | 71 | 60 | -15.5 | 1 | 1 | -- | 17 | 6 | -- | 1,419 | 1,288 | -9.2 |
| Franklin | 9 | 21 | -- | 0 | 0 | -- | 4 | 4 | -- | 532 | 617 | 16.0 |
| Grant | 23 | 32 | -- | 0 | 1 | -- | 1 | 15 | -- | 224 | 340 | 51.8 |
| Iberia | 48 | 54 | -- | 8 | 6 | -- | 43 | 55 | -- | 307 | 417 | 35.8 |
| Iberville | 112 | 120 | 7.1 | 1 | 4 | -- | 16 | 34 | -- | 517 | 804 | 55.5 |
| Jackson | 11 | 14 | -- | 0 | 0 | -- | 0 | 0 | -- | 198 | 271 | 36.9 |
| Jefferson | 1,505 | 1,639 | 8.9 | 487 | 490 | 0.6 | 356 | 424 | 19.1 | 9,227 | 10,152 | 10.0 |
| Jefferson Davis | 35 | 29 | -- | 3 | 8 | -- | 20 | 18 | -- | 209 | 236 | 12.9 |
| Lafayette | 285 | 341 | 19.6 | 1 | 2 | -- | 172 | 265 | 54.1 | 2,614 | 2,648 | 1.3 |
| Lafourche | 168 | 245 | 45.8 | 0 | 4 | -- | 38 | 49 | -- | 1,450 | 1,868 | 28.8 |
| LaSalle ² | 5 | 55 | -- | 0 | 0 | -- | 0 | 0 | -- | 244 | 159 | -34.8 |
| Lincoln | 15 | 31 | -- | 0 | 0 | -- | 13 | 14 | -- | 691 | 886 | 28.2 |
| Livingston | 59 | 82 | 39.0 | 1 | 11 | -- | 26 | 30 | -- | 1,021 | 1,313 | 28.6 |
| Madison | 22 | 21 | -- | 0 | 0 | -- | 6 | 6 | -- | 670 | 679 | 1.3 |
| Morehouse | 54 | 90 | 66.7 | 0 | 0 | -- | 5 | 20 | -- | 981 | 1,041 | 6.1 |
| Natchitoches | 80 | 88 | 10.0 | 0 | 0 | -- | 0 | 0 | -- | 876 | 889 | 1.5 |
| Orleans | 2,690 | 2,753 | 2.3 | 60 | 11 | -- | 182 | 351 | 92.9 | 37,184 | 33,413 | -10.1 |

TABLE 8 (CONTINUED)

| | Narcotic Drug Laws | | | Curfew | | | Runaways | | | All Other Offenses | | |
|-------------------------|--------------------|------|------------|---------|------|------------|----------|------|------------|--------------------|-------|------------|
| | Arrests | | | Arrests | | | Arrests | | | Arrests | | |
| | 1976 | 1977 | % Δ | 1976 | 1977 | % Δ | 1976 | 1977 | % Δ | 1976 | 1977 | % Δ |
| Ouachita | 290 | 410 | 41.4 | 7 | 5 | -- | 211 | 215 | 1.9 | 6,202 | 7,258 | 17.0 |
| Plaquemines | 183 | 164 | -10.4 | 1 | 5 | -- | 30 | 31 | -- | 457 | 719 | 57.3 |
| Pt. Coupee | 6 | 10 | -- | 0 | 0 | -- | 2 | 2 | -- | 279 | 200 | -28.3 |
| Rapides | 663 | 733 | 10.6 | 0 | 4 | -- | 239 | 245 | 2.5 | 3,940 | 3,773 | -4.2 |
| Red River ² | 2 | 0 | -- | 0 | 0 | -- | 1 | 0 | -- | 165 | 6 | -- |
| Richland | 38 | 38 | -- | 0 | 1 | -- | 1 | 6 | -- | 719 | 563 | -21.7 |
| Sabine | 32 | 27 | -- | 0 | 0 | -- | 1 | 0 | -- | 227 | 373 | 64.3 |
| St. Bernard | 165 | 192 | 16.4 | 3 | 0 | -- | 34 | 30 | -- | 990 | 1,284 | 29.7 |
| St. Charles | 221 | 204 | -7.7 | 46 | 34 | -- | 12 | 40 | -- | 817 | 1,175 | 43.8 |
| St. Helena | 11 | 3 | -- | 0 | 0 | -- | 2 | 0 | -- | 88 | 124 | 40.9 |
| St. James | 15 | 52 | -- | 1 | 3 | -- | 2 | 4 | -- | 252 | 308 | 22.2 |
| St. John | 37 | 60 | -- | 12 | 24 | -- | 21 | 25 | -- | 683 | 746 | 9.2 |
| St. Landry | 180 | 220 | 22.2 | 52 | 38 | -- | 31 | 50 | -- | 2,097 | 3,369 | 60.7 |
| St. Martin ² | 86 | 23 | -- | 0 | 0 | -- | 9 | 4 | -- | 383 | 366 | -4.4 |
| St. Mary | 210 | 243 | 15.7 | 96 | 36 | -- | 115 | 110 | -4.3 | 2,656 | 2,846 | 7.2 |
| St. Tammany | 148 | 231 | 56.1 | 15 | 27 | -- | 165 | 189 | 14.5 | 2,219 | 1,546 | -30.3 |
| Tangipahoa | 146 | 151 | 3.4 | 0 | 6 | -- | 22 | 36 | -- | 1,520 | 1,722 | 13.3 |
| Tensas | 8 | 2 | -- | 0 | 0 | -- | 5 | 0 | -- | 121 | 135 | 11.6 |
| Terrebonne | 157 | 144 | -8.3 | 67 | 63 | -6.0 | 114 | 79 | -30.7 | 1,502 | 1,906 | 26.9 |
| Union | 9 | 7 | -- | 1 | 0 | -- | 3 | 6 | -- | 213 | 240 | 12.7 |
| Vermilion | 37 | 39 | -- | 7 | 15 | -- | 40 | 61 | -- | 370 | 486 | 31.4 |
| Vernon | 191 | 265 | 38.7 | 0 | 1 | -- | 50 | 71 | 42.0 | 1,818 | 2,589 | 42.4 |
| Washington | 150 | 157 | 4.7 | 0 | 0 | -- | 12 | 16 | -- | 1,389 | 1,694 | 22.0 |
| Webster | 49 | 60 | -- | 10 | 7 | -- | 10 | 21 | -- | 779 | 809 | 3.9 |
| WBR | 62 | 50 | -19.4 | 1 | 3 | -- | 28 | 43 | -- | 871 | 823 | -5.3 |
| West Carroll | 23 | 30 | -- | 0 | 0 | -- | 4 | 8 | -- | 206 | 370 | 79.6 |
| West Feliciana | 0 | 28 | -- | 0 | 0 | -- | 0 | 1 | -- | 0 | 241 | -- |
| Winn | 69 | 23 | -- | 2 | 0 | -- | 14 | 27 | -- | 602 | 433 | -28.1 |

¹Percent changes (% Δ) were not computed for those instances where the units of comparisons were less than 50.

²Percent changes were not computed for those parishes where a major law enforcement agency in the parish had three or more months of LUCR delinquent in 1977.

Source: Louisiana Criminal Justice Information System Division (March, 1978).

TABLE 9

COMPARISON OF LOUISIANA'S NON-INDEX CRIME ARREST
RATES BY PARISH, 1976 - 1977¹

| | Narcotic Drug Laws | | | Curfew | | | Runaways | | | All Other Offenses | | |
|-----------------|--------------------|--------|-------|--------|-------|-------|----------|-------|------|--------------------|--------|-------|
| | Rate | | | Rate | | | Rate | | | Rate | | |
| | 1976 | 1977 | %Δ | 1976 | 1977 | %Δ | 1976 | 1977 | %Δ | 1976 | 1977 | %Δ |
| Louisiana | 282.7 | 305.6 | 8.1 | 29.9 | 25.6 | 14.4 | 64.3 | 77.7 | 20.8 | 3103.7 | 3255.1 | 4.9 |
| Acadia | 63.2 | 95.9 | -- | 189.7 | 136.5 | -28.0 | 100.5 | 103.3 | 2.8 | 1826.7 | 2190.6 | 19.9 |
| Allen | 24.6 | 38.3 | -- | 0.0 | 0.0 | -- | 34.4 | 0.0 | -- | 668.9 | 804.9 | 20.3 |
| Ascension | 296.8 | 470.6 | 58.6 | 21.9 | 18.6 | -- | 80.3 | 125.8 | -- | 3157.9 | 4619.5 | 46.3 |
| Assumption | 97.8 | 87.9 | -- | 0.0 | 0.0 | -- | 63.5 | 58.6 | -- | 1906.3 | 2359.2 | 23.8 |
| Avoyelles | 115.4 | 113.8 | -- | 0.0 | 7.8 | -- | 13.1 | 10.3 | -- | 2589.5 | 2875.8 | 11.1 |
| Beauregard | 121.3 | 124.8 | -- | 0.0 | 0.0 | -- | 15.2 | 11.0 | -- | 2599.4 | 2158.5 | -17.0 |
| Bienville | 71.6 | 148.1 | -- | 0.0 | 11.8 | -- | 11.9 | 236.9 | -- | 692.2 | 1954.3 | 182.3 |
| Bossier | 268.5 | 202.7 | -24.5 | 73.9 | 26.2 | -- | 102.3 | 124.1 | -- | 3768.0 | 3999.6 | 6.1 |
| Caddo | 147.8 | 203.2 | 37.5 | 0.4 | 1.2 | -- | 14.9 | 14.8 | -- | 2037.3 | 2677.9 | 31.4 |
| Calcasieu | 241.1 | 153.4 | -36.4 | 65.3 | 45.6 | -30.2 | 49.0 | 48.8 | -- | 2048.4 | 2438.4 | 19.0 |
| Caldwell | 216.0 | 176.7 | -- | 0.0 | 0.0 | -- | 176.7 | 98.2 | -- | 2336.8 | 3504.5 | 50.0 |
| Cameron | 78.0 | 31.9 | -- | 0.0 | 0.0 | -- | 0.0 | 0.0 | -- | 1570.2 | 999.7 | -36.3 |
| Catahoula | 292.0 | 1154.0 | -- | 0.0 | 8.6 | -- | 35.4 | 68.9 | -- | 3955.8 | 4555.6 | 15.2 |
| Claiborne | 55.6 | 62.1 | -- | 6.2 | 0.0 | -- | 12.4 | 37.3 | -- | 2960.1 | 3211.8 | 8.5 |
| Concordia | 163.4 | 331.0 | -- | 0.0 | 49.9 | -- | 56.0 | 9.1 | -- | 3259.4 | 4429.8 | 35.9 |
| DeSoto | 38.3 | 67.6 | -- | 0.0 | 0.0 | -- | 4.3 | 12.7 | -- | 1643.5 | 2105.4 | 28.1 |
| EBR | 366.4 | 365.6 | -0.2 | 0.6 | 0.0 | -- | 17.1 | 10.7 | -- | 3503.4 | 3599.9 | 2.8 |
| East Carroll | 51.0 | 16.9 | -- | 0.0 | 0.0 | -- | 0.0 | 0.0 | -- | 2199.8 | 2318.7 | 5.4 |
| East Feliciana | 84.5 | 187.9 | -- | 0.0 | 0.0 | -- | 0.0 | 6.3 | -- | 1255.4 | 2899.7 | 131.0 |
| Evangeline | 217.7 | 182.4 | -16.2 | 3.1 | 3.0 | -- | 52.1 | 18.2 | -- | 4350.0 | 3914.9 | -10.0 |
| Franklin | 38.4 | 89.1 | -- | 0.0 | 0.0 | -- | 17.1 | 17.0 | -- | 2268.3 | 2619.0 | 15.5 |
| Grant | 155.2 | 215.3 | -- | 0.0 | 6.7 | -- | 6.7 | 100.9 | -- | 1511.4 | 2287.4 | 51.3 |
| Iberia | 76.8 | 84.9 | -- | 12.8 | 9.4 | -- | 68.8 | 86.4 | -- | 491.0 | 655.4 | 33.5 |
| Iberville | 370.7 | 390.7 | 5.4 | 3.3 | 13.0 | -- | 53.0 | 110.7 | -- | 1711.3 | 2617.4 | 52.9 |
| Jackson | 67.5 | 84.4 | -- | 0.0 | 0.0 | -- | 0.0 | 0.0 | -- | 1214.7 | 1634.4 | 34.6 |
| Jefferson | 369.7 | 385.9 | 4.4 | 119.6 | 115.4 | -3.5 | 87.4 | 99.8 | 14.2 | 2266.5 | 2390.5 | 5.5 |
| Jefferson Davis | 113.8 | 92.7 | -- | 9.8 | 25.6 | -- | 65.0 | 57.5 | -- | 679.4 | 754.2 | 11.0 |
| Lafayette | 224.4 | 257.4 | 14.7 | 0.8 | 1.5 | -- | 135.4 | 200.1 | 47.8 | 2058.2 | 1999.2 | -2.9 |
| Lafourche | 225.4 | 323.6 | 43.6 | 0.0 | 5.3 | -- | 51.0 | 64.7 | -- | 1945.2 | 2467.6 | 26.9 |
| LaSalle | 34.2 | 369.8 | -- | 0.0 | 0.0 | -- | 0.0 | 0.0 | -- | 1668.5 | 1069.2 | -35.9 |
| Lincoln | 41.1 | 83.7 | -- | 0.0 | 0.0 | -- | 35.6 | 37.8 | -- | 1891.3 | 2391.6 | 26.5 |
| Livingston | 131.8 | 170.8 | 29.6 | 2.2 | 22.9 | -- | 58.1 | 62.5 | -- | 2280.5 | 2735.4 | 19.9 |
| Madison | 151.8 | 145.5 | -- | 0.0 | 0.0 | -- | 41.4 | 41.6 | -- | 4622.0 | 4704.8 | 1.8 |
| Morehouse | 165.4 | 272.7 | 64.9 | 0.0 | 0.0 | -- | 15.3 | 60.6 | -- | 3004.3 | 3154.6 | 5.0 |
| Natchitoches | 220.1 | 240.3 | 9.2 | 0.0 | 0.0 | -- | 0.0 | 0.0 | -- | 2409.6 | 2427.5 | 0.7 |
| Orleans | 478.6 | 490.6 | 2.5 | 10.7 | 2.0 | -- | 32.4 | 62.5 | 92.9 | 6616.2 | 5954.0 | -10.0 |

TABLE 9. (CONTINUED)

| | Narcotic Drug Laws | | | Curfew | | | Runaways | | | All Other Offenses | | |
|----------------|--------------------|-------|------------|--------|------|------------|----------|-------|------------|--------------------|--------|------------|
| | Rate | | | Rate | | | Rate | | | Rate | | |
| | 1976 | 1977 | % Δ | 1976 | 1977 | % Δ | 1976 | 1977 | % Δ | 1976 | 1977 | % Δ |
| Ouachita | 225.5 | 316.8 | 40.5 | 5.4 | 3.9 | -- | 164.1 | 166.1 | 1.2 | 4822.8 | 5607.8 | 16.3 |
| Plaquemines | 699.3 | 614.0 | -12.2 | 3.8 | 18.7 | -- | 114.6 | 116.1 | -- | 1746.4 | 2692.0 | 54.1 |
| Pt. Coupee | 27.5 | 45.9 | -- | 0.0 | 0.0 | -- | 9.2 | 9.2 | -- | 1276.9 | 918.2 | -28.1 |
| Rapides | 539.4 | 587.1 | 8.8 | 0.0 | 3.2 | -- | 194.4 | 196.2 | 0.9 | 3205.2 | 3022.1 | -5.7 |
| Red River | 21.0 | 0.0 | -- | 0.0 | 0.0 | -- | 10.9 | 0.0 | -- | 1805.8 | 63.0 | -- |
| Richland | 172.1 | 174.5 | -- | 0.0 | 4.6 | -- | 4.5 | 27.5 | -- | 3256.8 | 2585.1 | -20.6 |
| Sabine | 162.3 | 135.2 | -- | 0.0 | 0.0 | -- | 5.1 | 0.0 | -- | 1151.3 | 1868.3 | 62.3 |
| St. Bernard | 278.5 | 316.7 | 13.7 | 5.1 | 0.0 | -- | 57.4 | 49.5 | -- | 1670.8 | 2117.8 | 26.8 |
| St. Charles | 670.2 | 596.4 | -11.0 | 139.5 | 99.4 | -- | 36.4 | 116.9 | -- | 2477.8 | 3435.0 | 38.6 |
| St. Helena | 113.3 | 30.6 | -- | 0.0 | 0.0 | -- | 20.6 | 0.0 | -- | 906.7 | 1265.7 | 39.6 |
| St. James | 76.3 | 267.4 | -- | 5.1 | 15.4 | -- | 10.2 | 20.6 | -- | 1281.9 | 1583.6 | 23.5 |
| St. John | 145.2 | 225.7 | -- | 47.1 | 90.3 | -- | 82.4 | 94.0 | -- | 2680.7 | 2806.0 | 4.7 |
| St. Landry | 221.2 | 264.9 | 19.8 | 63.9 | 45.8 | -- | 38.1 | 60.2 | -- | 2577.4 | 4056.7 | 57.4 |
| St. Martin | 247.6 | 64.9 | -- | 0.0 | 0.0 | -- | 25.9 | 11.3 | -- | 1102.6 | 1033.4 | -6.3 |
| St. Mary | 343.0 | 395.2 | 15.2 | 156.8 | 58.5 | -- | 187.8 | 178.9 | -4.7 | 4338.2 | 4628.3 | 6.7 |
| St. Tammany | 182.0 | 266.7 | 46.5 | 18.4 | 31.2 | -- | 202.9 | 218.2 | 7.5 | 2728.6 | 1785.0 | -34.6 |
| Tangipahoa | 203.0 | 204.2 | 0.6 | 0.0 | 8.1 | -- | 30.6 | 48.7 | -- | 2113.9 | 2328.7 | 10.2 |
| Tensas | 96.9 | 23.9 | -- | 0.0 | 0.0 | -- | 60.6 | 0.0 | -- | 1466.3 | 1612.9 | 10.0 |
| Terrebonne | 184.6 | 164.5 | -10.9 | 78.8 | 72.0 | -8.6 | 134.0 | 90.3 | -32.6 | 1765.6 | 2177.8 | 23.3 |
| Union | 46.2 | 35.0 | -- | 5.1 | 0.0 | -- | 15.4 | 30.0 | -- | 1094.6 | 1200.8 | 9.7 |
| Vermilion | 182.0 | 84.1 | -- | 15.5 | 32.3 | -- | 88.6 | 131.5 | -- | 819.8 | 1047.9 | 27.8 |
| Vernon | 513.1 | 643.1 | 25.3 | 0.0 | 2.4 | -- | 134.3 | 172.3 | 28.3 | 4883.8 | 6283.4 | 28.7 |
| Washington | 354.1 | 368.9 | 4.2 | 0.0 | 0.0 | -- | 28.3 | 37.6 | -- | 3279.3 | 3980.0 | 21.4 |
| Webster | 120.6 | 147.0 | -- | 24.6 | 17.1 | -- | 24.6 | 51.4 | -- | 1917.2 | 1981.4 | 3.3 |
| WBR | 345.2 | 278.6 | -19.3 | 5.6 | 16.7 | -- | 155.9 | 239.6 | -- | 4849.7 | 4585.0 | -5.5 |
| West Carroll | 175.3 | 226.6 | -- | 0.0 | 0.0 | -- | 30.5 | 60.4 | -- | 1570.0 | 2794.6 | 78.0 |
| West Feliciana | 0.0 | 278.3 | -- | 0.0 | 0.0 | -- | 0.0 | 9.9 | -- | 0.0 | 2395.6 | -- |
| Winn | 424.8 | 138.7 | -- | 12.3 | 0.0 | -- | 86.2 | 162.8 | -- | 3706.0 | 2611.3 | -29.5 |

¹Percent changes (% Δ) were not computed for those instances where the units of comparisons were less than 50.

²Percent changes were not computed for those parishes where a major law enforcement agency in the parish had three or more months of LUCR delinquent in 1977.

Sources: Louisiana Criminal Justice Information System Division (March, 1978).
Louisiana Tech University, The Louisiana Economy.

TABLE 10
ARRESTS BY STANDARD METROPOLITAN STATISTICAL AREAS (SMSA)
AND THE STATE, 1976 - 1977 ¹

| | Population | | | Juvenile Arrests | | | Adult Arrests | | | Total Arrests | | |
|--------------------------|------------|-----------|------|------------------|--------|-------|---------------|--------|-------|---------------|--------|-------|
| | 1976 | 1977 | %Δ | 1976 | 1977 | %Δ | 1976 | 1977 | %Δ | 1976 | 1977 | %Δ |
| Alexandria SMSA | | | | | | | | | | | | |
| Grant | 14,821 | 14,864 | 0.3 | 37 | 87 | - | 292 | 417 | 42.8 | 329 | 504 | 53.2 |
| Rapides | 122,925 | 124,846 | 1.6 | 1,355 | 1,423 | 5.0 | 5,051 | 4,905 | -2.9 | 6,406 | 6,328 | -1.2 |
| Total | 137,746 | 139,710 | 1.4 | 1,392 | 1,510 | 8.5 | 5,343 | 5,322 | -0.4 | 6,734 | 6,832 | 1.4 |
| Baton Rouge SMSA | | | | | | | | | | | | |
| Ascension | 41,103 | 42,927 | 4.4 | 222 | 493 | 122.1 | 1,685 | 2,428 | 44.1 | 1,907 | 2,921 | 53.2 |
| East Baton Rouge | 316,292 | 326,314 | 3.2 | 4,170 | 4,031 | -3.3 | 14,184 | 15,104 | 6.5 | 18,354 | 19,135 | 4.3 |
| Livingston | 44,770 | 48,001 | 7.2 | 180 | 220 | 22.2 | 1,398 | 1,775 | 27.0 | 1,578 | 1,995 | 26.4 |
| West Baton Rouge | 17,960 | 17,950 | -0.1 | 272 | 256 | -5.9 | 944 | 901 | -4.6 | 1,216 | 1,157 | -4.9 |
| Total | 420,125 | 435,192 | 3.6 | 4,844 | 5,000 | 3.2 | 18,211 | 20,208 | 11.0 | 23,055 | 25,208 | 9.3 |
| Lafayette SMSA | | | | | | | | | | | | |
| Lafayette | 127,007 | 132,455 | 4.3 | 1,064 | 1,176 | 10.5 | 3,283 | 3,267 | -0.5 | 4,347 | 4,443 | 2.2 |
| Lake Charles SMSA | | | | | | | | | | | | |
| Calcasieu | 153,049 | 155,796 | 1.8 | 653 | 828 | 26.8 | 4,247 | 4,683 | 14.5 | 4,900 | 5,691 | 16.1 |
| Monroe SMSA | | | | | | | | | | | | |
| Ouachita | 128,597 | 129,426 | 0.6 | 1,736 | 2,357 | 35.8 | 6,891 | 7,897 | 14.6 | 8,627 | 10,254 | 18.9 |
| Orleans SMSA | | | | | | | | | | | | |
| Jefferson | 407,106 | 424,680 | 4.3 | 3,784 | 3,827 | 1.1 | 12,782 | 13,720 | 7.3 | 16,566 | 17,547 | 5.9 |
| Orleans | 562,011 | 561,187 | -0.2 | 5,942 | 6,833 | 15.0 | 45,778 | 42,404 | -7.4 | 51,720 | 49,237 | -4.8 |
| St. Bernard | 59,254 | 60,628 | 2.3 | 233 | 226 | -3.0 | 1,452 | 1,824 | 25.6 | 1,685 | 2,050 | 21.7 |
| St. Tammany | 81,323 | 86,613 | 6.5 | 720 | 629 | -12.6 | 3,054 | 2,410 | -21.1 | 3,774 | 3,039 | -19.5 |
| Total | 1,109,694 | 1,133,108 | 2.1 | 10,679 | 11,515 | 7.8 | 63,066 | 60,358 | -4.3 | 73,745 | 71,873 | -2.5 |

TABLE 10 (CONTINUED)

| | Population | | | Juvenile Arrests | | | Adult Arrests | | | Total Arrests | | |
|-----------------|------------|-----------|-----|------------------|--------|-------|---------------|---------|------|---------------|---------|------|
| | 1976 | 1977 | %Δ | 1976 | 1977 | %Δ | 1976 | 1977 | %Δ | 1976 | 1977 | %Δ |
| Shreveport SMSA | | | | | | | | | | | | |
| Bossier | 70,382 | 72,533 | 3.1 | 491 | 433 | -11.8 | 3,258 | 3,502 | 7.5 | 3,749 | 3,935 | 5.0 |
| Caddo | 241,592 | 243,097 | 0.6 | 1,196 | 1,593 | 33.2 | 6,418 | 8,597 | 34.0 | 7,614 | 10,190 | 33.8 |
| Webster | 40,632 | 40,829 | 0.5 | 191 | 265 | 38.7 | 924 | 1,001 | 8.3 | 1,115 | 1,266 | 13.5 |
| Total | 352,606 | 356,459 | 1.1 | 1,878 | 2,291 | 22.0 | 10,600 | 13,100 | 23.6 | 12,478 | 15,391 | 23.3 |
| SMSA Total | 2,428,824 | 2,482,146 | 2.2 | 22,246 | 24,677 | 10.9 | 111,641 | 114,835 | 2.9 | 133,887 | 139,692 | 4.3 |
| Non SMSA Total | 1,412,149 | 1,439,188 | 1.9 | 6,003 | 6,597 | 9.9 | 39,911 | 47,078 | 18.0 | 45,914 | 53,495 | 16.5 |
| State Total | 3,840,973 | 3,921,334 | 2.1 | 28,249 | 31,274 | 10.7 | 151,552 | 161,913 | 6.8 | 179,801 | 193,187 | 7.4 |

1 Percent change (%Δ) was not computed for the instance where the units of comparison were less than 50.

Sources: Louisiana Commission on Law Enforcement, LCJIS Division (March, 1978)

Louisiana Technical University, The Louisiana Economy

TABLE 11
1976 AND 1977 ARRESTS FOR ACADIA PARISH
BY AGE AND SEX

| Classification Of Offenses | <u>Juvenile</u> | | | | | | % Δ of Total Juv. |
|--|-----------------|-----------|------------|------------|-----------|------------|----------------------|
| | 1976 | | | 1977 | | | |
| | Male | Female | Total | Male | Female | Total | |
| <u>Index Crimes</u> | | | | | | | |
| Criminal Homicide | 0 | 0 | 0 | 0 | 0 | 0 | - |
| Forcible Rape | 0 | 0 | 0 | 1 | 0 | 1 | - |
| Robbery | 0 | 0 | 0 | 0 | 0 | 0 | - |
| Aggravated Assault | 3 | 0 | 3 | 1 | 1 | 2 | - |
| Burglary | 28 | 0 | 28 | 27 | 1 | 28 | - |
| Larceny-Theft | 60 | 15 | 75 | 54 | 7 | 61 | -18.7 |
| Motor Vehicle Theft | 5 | 0 | 5 | 3 | 0 | 3 | - |
| TOTAL INDEX | 96 | 15 | 111 | 86 | 9 | 95 | -14.4 |
| <u>Other Offenses</u> | | | | | | | |
| Narcotic Drug Laws | 2 | 2 | 4 | 8 | 0 | 8 | - |
| Curfew and Loitering Law Violations | 83 | 17 | 100 | 64 | 9 | 73 | -27.0 |
| Run Aways | 27 | 27 | 54 | 20 | 34 | 54 | 0.0 |
| All Other Offenses (Except Traffic) | 89 | 22 | 111 | 78 | 12 | 90 | -18.9 |
| TOTAL OTHER OFFENSES | 201 | 68 | 269 | 170 | 55 | 225 | -16.4 |
| PARISH TOTAL | 297 | 83 | 380 | 256 | 64 | 320 | -15.8 |

| Classification Of Offenses | <u>Adult</u> | | | | | | % Δ of Total Adult |
|--|--------------|------------|--------------|--------------|------------|--------------|-----------------------|
| | 1976 | | | 1977 | | | |
| | Male | Female | Total | Male | Female | Total | |
| <u>Index Crimes</u> | | | | | | | |
| Criminal Homicide | 2 | 0 | 2 | 7 | 0 | 7 | - |
| Forcible Rape | 3 | 0 | 3 | 2 | 0 | 2 | - |
| Robbery | 11 | 0 | 11 | 6 | 0 | 6 | - |
| Aggravated Assault | 41 | 4 | 45 | 66 | 4 | 70 | - |
| Burglary | 24 | 1 | 25 | 64 | 0 | 64 | - |
| Larceny-Theft | 66 | 30 | 96 | 81 | 26 | 107 | 11.5 |
| Motor Vehicle Theft | 11 | 0 | 11 | 9 | 0 | 9 | - |
| TOTAL INDEX | 158 | 35 | 193 | 235 | 30 | 265 | 37.3 |
| <u>Other Offenses</u> | | | | | | | |
| Narcotic Drug Laws | 25 | 5 | 30 | 38 | 6 | 44 | - |
| Curfew and Loitering Law Violations | x | x | x | x | x | x | x |
| Run Aways | x | x | x | x | x | x | x |
| All Other Offenses (Except Traffic) | 756 | 117 | 873 | 980 | 121 | 1,101 | 26.1 |
| TOTAL OTHER OFFENSES | 781 | 122 | 903 | 1,018 | 127 | 1,145 | 26.8 |
| PARISH TOTAL | 939 | 157 | 1,096 | 1,253 | 157 | 1,410 | 28.6 |

SOURCE: Louisiana Criminal Justice Information System Division

TABLE 12

1976 AND 1977 ARRESTS FOR ALLEN PARISH
BY AGE AND SEX

| Classification Of Offenses | Juvenile | | | 1977 | | | % Δ of Total Juv. |
|--|----------|--------|-------|------|--------|-------|----------------------|
| | 1976 | | | 1977 | | | |
| | Male | Female | Total | Male | Female | Total | |
| <u>Index Crimes</u> | | | | | | | |
| Criminal Homicide | 0 | 0 | 0 | 0 | 0 | 0 | - |
| Forcible Rape | 1 | 0 | 1 | 0 | 0 | 0 | - |
| Robbery | 0 | 0 | 0 | 0 | 0 | 0 | - |
| Aggravated Assault | 0 | 0 | 0 | 0 | 0 | 0 | - |
| Burglary | 6 | 0 | 6 | 1 | 0 | 1 | - |
| Larceny-Theft | 9 | 0 | 9 | 8 | 0 | 8 | - |
| Motor Vehicle Theft | 0 | 0 | 0 | 3 | 0 | 3 | - |
| TOTAL INDEX | 16 | 0 | 16 | 12 | 0 | 12 | - |
| <u>Other Offenses</u> | | | | | | | |
| Narcotic Drug Laws | 0 | 0 | 0 | 0 | 0 | 0 | - |
| Curfew and Loitering Law Violations | 0 | 0 | 0 | 0 | 0 | 0 | - |
| Run Aways | 7 | 0 | 7 | 0 | 0 | 0 | - |
| All Other Offenses (Except Traffic) | 2 | 0 | 2 | 2 | 0 | 2 | - |
| TOTAL OTHER OFFENSES | 9 | 0 | 9 | 2 | 0 | 2 | - |
| PARISH TOTAL | 25 | 0 | 25 | 14 | 0 | 14 | - |

| Classification Of Offenses | Adult | | | 1977 | | | % Δ of Total Adult |
|--|-------|--------|-------|------|--------|-------|-----------------------|
| | 1976 | | | 1977 | | | |
| | Male | Female | Total | Male | Female | Total | |
| <u>Index Crimes</u> | | | | | | | |
| Criminal Homicide | 1 | 1 | 2 | 2 | 0 | 2 | - |
| Forcible Rape | 1 | 0 | 1 | 1 | 0 | 1 | - |
| Robbery | 2 | 0 | 2 | 1 | 0 | 1 | - |
| Aggravated Assault | 15 | 3 | 18 | 8 | 1 | 9 | - |
| Burglary | 20 | 2 | 22 | 9 | 0 | 9 | - |
| Larceny-Theft | 36 | 4 | 40 | 20 | 5 | 25 | - |
| Motor Vehicle Theft | 2 | 0 | 2 | 6 | 0 | 6 | - |
| TOTAL INDEX | 77 | 10 | 87 | 47 | 6 | 53 | -39.1 |
| <u>Other Offenses</u> | | | | | | | |
| Narcotic Drug Laws | 5 | 0 | 5 | 8 | 0 | 8 | - |
| Curfew and Loitering Law Violations | x | x | x | x | x | x | x |
| Run Aways | x | x | x | x | x | x | x |
| All Other Offenses (Except Traffic) | 115 | 19 | 134 | 143 | 23 | 166 | 23.9 |
| TOTAL OTHER OFFENSES | 120 | 19 | 139 | 151 | 23 | 174 | 25.2 |
| PARISH TOTAL | 197 | 29 | 226 | 198 | 29 | 227 | 0.4 |

SOURCE: Louisiana Criminal Justice Information System Division

TABLE 13

1976 AND 1977 ARRESTS FOR ASCENSION PARISH
BY AGE AND SEX

| Classification Of Offenses | Juvenile | | | 1977 | | | % Δ of Total Juv. |
|--|----------|--------|-------|------|--------|-------|----------------------|
| | 1976 | 1976 | 1976 | 1977 | 1977 | 1977 | |
| | Male | Female | Total | Male | Female | Total | |
| <u>Index Crimes</u> | | | | | | | |
| Criminal Homicide | 0 | 0 | 0 | 1 | 0 | 1 | - |
| Forcible Rape | 0 | 0 | 0 | 4 | 0 | 4 | - |
| Robbery | 2 | 0 | 2 | 2 | 0 | 2 | - |
| Aggravated Assault | 4 | 0 | 4 | 3 | 1 | 4 | - |
| Burglary | 17 | 0 | 17 | 43 | 3 | 46 | - |
| Larceny-Theft | 29 | 12 | 41 | 79 | 11 | 90 | - |
| Motor Vehicle Theft | 10 | 0 | 10 | 6 | 0 | 6 | - |
| TOTAL INDEX | 62 | 12 | 74 | 138 | 15 | 153 | 106.8 |
| Narcotic Drug Laws | 5 | 2 | 7 | 21 | 2 | 23 | - |
| Curfew and Loitering Law Violations | 4 | 5 | 9 | 6 | 2 | 8 | - |
| Run Aways | 17 | 16 | 33 | 27 | 27 | 54 | - |
| All Other Offenses (Except Traffic) | 84 | 15 | 99 | 193 | 62 | 255 | 157.6 |
| TOTAL OTHER OFFENSES | 110 | 38 | 148 | 247 | 93 | 340 | 129.7 |
| PARISH TOTAL | 172 | 50 | 222 | 385 | 108 | 493 | 122.1 |

| Classification Of Offenses | Adult | | | 1977 | | | % Δ of Total Adult |
|--|-------|--------|-------|-------|--------|-------|-----------------------|
| | 1976 | 1976 | 1976 | 1977 | 1977 | 1977 | |
| | Male | Female | Total | Male | Female | Total | |
| <u>Index Crimes</u> | | | | | | | |
| Criminal Homicide | 8 | 0 | 8 | 2 | 0 | 2 | - |
| Forcible Rape | 5 | 0 | 5 | 5 | 1 | 6 | - |
| Robbery | 21 | 0 | 21 | 6 | 1 | 7 | - |
| Aggravated Assault | 54 | 3 | 57 | 105 | 20 | 125 | 119.3 |
| Burglary | 102 | 4 | 106 | 97 | 8 | 105 | -0.9 |
| Larceny-Theft | 114 | 45 | 159 | 170 | 77 | 247 | 55.3 |
| Motor Vehicle Theft | 13 | 2 | 15 | 25 | 4 | 29 | - |
| TOTAL INDEX | 317 | 54 | 371 | 410 | 111 | 521 | 40.4 |
| Narcotic Drug Laws | 102 | 13 | 115 | 160 | 19 | 179 | 55.7 |
| Curfew and Loitering Law Violations | x | x | x | x | x | x | x |
| Run Aways | x | x | x | x | x | x | x |
| All Other Offenses (Except Traffic) | 1,019 | 180 | 1,199 | 1,475 | 253 | 1,728 | 44.1 |
| TOTAL OTHER OFFENSES | 1,121 | 193 | 1,314 | 1,635 | 272 | 1,907 | 45.1 |
| PARISH TOTAL | 1,438 | 247 | 1,685 | 2,045 | 383 | 2,428 | 44.1 |

SOURCE: Louisiana Criminal Justice Information System Division

TABLE 14
1976 AND 1977 FOR ASSUMPTION PARISH
BY AGE AND SEX

| Classification Of Offenses | Juvenile | | | 1977 | | | % Δ of Total Juv. |
|--|----------|--------|-------|------|--------|-------|----------------------|
| | 1976 | 1976 | 1976 | 1977 | 1977 | 1977 | |
| | Male | Female | Total | Male | Female | Total | |
| <u>Index Crimes</u> | | | | | | | |
| Criminal Homicide | 0 | 0 | 0 | 0 | 0 | 0 | - |
| Forcible Rape | 0 | 0 | 0 | 0 | 0 | 0 | - |
| Robbery | 0 | 0 | 0 | 0 | 0 | 0 | - |
| Aggravated Assault | 0 | 0 | 0 | 1 | 0 | 1 | - |
| Burglary | 3 | 0 | 3 | 9 | 4 | 13 | - |
| Larceny-Theft | 14 | 0 | 14 | 13 | 2 | 15 | - |
| Motor Vehicle Theft | 0 | 0 | 0 | 2 | 0 | 2 | - |
| TOTAL INDEX | 17 | 0 | 17 | 25 | 6 | 31 | - |
| Narcotic Drug Laws | 5 | 0 | 5 | 0 | 0 | 0 | - |
| Curfew and Loitering Law Violations | 0 | 0 | 0 | 0 | 0 | 0 | - |
| Run Aways | 10 | 3 | 13 | 5 | 7 | 12 | - |
| All Other Offenses (Except Traffic) | 35 | 1 | 36 | 39 | 4 | 43 | - |
| TOTAL OTHER OFFENSES | 50 | 4 | 54 | 44 | 11 | 55 | 1.9 |
| PARISH TOTAL | 67 | 4 | 71 | 69 | 17 | 86 | 21.1 |

| Classification Of Offenses | Adult | | | 1977 | | | % Δ of Total Adult |
|--|-------|--------|-------|------|--------|-------|-----------------------|
| | 1976 | 1976 | 1976 | 1977 | 1977 | 1977 | |
| | Male | Female | Total | Male | Female | Total | |
| <u>Index Crimes</u> | | | | | | | |
| Criminal Homicide | 3 | 0 | 3 | 2 | 0 | 2 | - |
| Forcible Rape | 0 | 0 | 0 | 0 | 0 | 0 | - |
| Robbery | 0 | 0 | 0 | 3 | 0 | 3 | - |
| Aggravated Assault | 38 | 7 | 45 | 20 | 2 | 22 | - |
| Burglary | 12 | 2 | 14 | 7 | 0 | 7 | - |
| Larceny-Theft | 27 | 0 | 27 | 21 | 4 | 25 | - |
| Motor Vehicle Theft | 5 | 0 | 5 | 4 | 0 | 4 | - |
| TOTAL INDEX | 85 | 9 | 94 | 57 | 6 | 63 | -33.0 |
| Narcotic Drug Laws | 15 | 0 | 15 | 16 | 2 | 18 | - |
| Curfew and Loitering Law Violations | x | x | x | x | x | x | x |
| Run Aways | x | x | x | x | x | x | x |
| All Other Offenses (Except Traffic) | 315 | 39 | 354 | 403 | 37 | 440 | 24.3 |
| TOTAL OTHER OFFENSES | 330 | 39 | 369 | 419 | 39 | 458 | 24.1 |
| PARISH TOTAL | 415 | 48 | 463 | 476 | 45 | 521 | 12.5 |

SOURCE: Louisiana Criminal Justice Information System Division

TABLE 15
1976 AND 1977 ARRESTS FOR AVOYELLES PARISH
BY AGE AND SEX

Juvenile

| Classification Of Offenses | 1976 | | | 1977 | | | % Δ of Total Juv. |
|--|------|--------|-------|------|--------|-------|----------------------|
| | Male | Female | Total | Male | Female | Total | |
| <u>Index Crimes</u> | | | | | | | |
| Criminal Homicide | 0 | 0 | 0 | 0 | 0 | 0 | - |
| Forcible Rape | 0 | 0 | 0 | 0 | 0 | 0 | - |
| Robbery | 0 | 0 | 0 | 0 | 0 | 0 | - |
| Aggravated Assault | 4 | 0 | 4 | 6 | 1 | 7 | - |
| Burglary | 31 | 1 | 32 | 28 | 0 | 28 | - |
| Larceny-Theft | 45 | 15 | 60 | 34 | 3 | 37 | - |
| Motor Vehicle Theft | 1 | 0 | 1 | 3 | 0 | 3 | - |
| TOTAL INDEX | 81 | 16 | 97 | 71 | 4 | 75 | -22.7 |
| Narcotic Drug Laws | 6 | 0 | 6 | 6 | 1 | 7 | - |
| Curfew and Loitering Law Violations | 0 | 0 | 0 | 3 | 0 | 3 | - |
| Run Aways | 2 | 3 | 5 | 1 | 2 | 3 | - |
| All Other Offenses (Except Traffic) | 65 | 32 | 97 | 94 | 30 | 124 | 27.8 |
| TOTAL OTHER OFFENSES | 73 | 35 | 108 | 104 | 33 | 137 | 26.9 |
| PARISH TOTAL | 154 | 51 | 205 | 175 | 37 | 212 | 3.4 |

Adult

| Classification Of Offenses | 1976 | | | 1977 | | | % Δ of Total Adult |
|--|------|--------|-------|-------|--------|-------|-----------------------|
| | Male | Female | Total | Male | Female | Total | |
| <u>Index Crimes</u> | | | | | | | |
| Criminal Homicide | 2 | 1 | 3 | 4 | 0 | 4 | - |
| Forcible Rape | 3 | 0 | 3 | 7 | 0 | 7 | - |
| Robbery | 2 | 0 | 2 | 0 | 0 | 0 | - |
| Aggravated Assault | 62 | 11 | 73 | 61 | 12 | 73 | 0.0 |
| Burglary | 29 | 1 | 30 | 53 | 5 | 58 | - |
| Larceny-Theft | 66 | 44 | 110 | 85 | 20 | 105 | -4.5 |
| Motor Vehicle Theft | 5 | 0 | 5 | 4 | 0 | 4 | - |
| TOTAL INDEX | 169 | 57 | 226 | 214 | 37 | 251 | 11.1 |
| Narcotic Drug Laws | 34 | 4 | 38 | 30 | 7 | 37 | - |
| Curfew and Loitering Law Violations | x | x | x | x | x | x | x |
| Run Aways | x | x | x | x | x | x | x |
| All Other Offenses (Except Traffic) | 670 | 220 | 890 | 775 | 214 | 989 | 11.1 |
| TOTAL OTHER OFFENSES | 704 | 224 | 928 | 805 | 221 | 1,026 | 10.6 |
| PARISH TOTAL | 873 | 281 | 1,154 | 1,019 | 258 | 1,277 | 10.7 |

SOURCE: Louisiana Criminal Justice Information System Division

TABLE 16
1976 AND 1977 ARRESTS FOR BEAUREGARD PARISH
BY AGE AND SEX

| Classification Of Offenses | 1976 | | | 1977 | | | % Δ of Total Juv. |
|--|------|--------|-------|------|--------|-------|----------------------|
| | Male | Female | Total | Male | Female | Total | |
| <u>Juvenile</u> | | | | | | | |
| <u>Index Crimes</u> | | | | | | | |
| Criminal Homicide | 1 | 0 | 1 | 0 | 0 | 0 | - |
| Forcible Rape | 0 | 0 | 0 | 0 | 0 | 0 | - |
| Robbery | 0 | 0 | 0 | 0 | 0 | 0 | - |
| Aggravated Assault | 5 | 1 | 6 | 0 | 0 | 0 | - |
| Burglary | 11 | 1 | 12 | 18 | 0 | 18 | - |
| Larceny-Theft | 12 | 13 | 25 | 27 | 3 | 30 | - |
| Motor Vehicle Theft | 3 | 0 | 3 | 7 | 0 | 7 | - |
| TOTAL INDEX | 32 | 15 | 47 | 52 | 3 | 55 | - |
| Narcotic Drug Laws | 0 | 0 | 0 | 2 | 1 | 3 | - |
| Curfew and Loitering Law Violations | 0 | 0 | 0 | 0 | 0 | 0 | - |
| Run Aways | 2 | 2 | 4 | 1 | 2 | 3 | - |
| All Other Offenses (Except Traffic) | 26 | 3 | 29 | 31 | 5 | 36 | - |
| TOTAL OTHER OFFENSES | 28 | 5 | 33 | 34 | 8 | 42 | - |
| PARISH TOTAL | 60 | 20 | 80 | 86 | 11 | 97 | 21.3 |

| Classification Of Offenses | 1976 | | | 1977 | | | % Δ of Total Adult |
|--|------|--------|-------|------|--------|-------|-----------------------|
| | Male | Female | Total | Male | Female | Total | |
| <u>Adult</u> | | | | | | | |
| <u>Index Crimes</u> | | | | | | | |
| Criminal Homicide | 2 | 0 | 2 | 2 | 1 | 3 | - |
| Forcible Rape | 3 | 0 | 3 | 3 | 0 | 3 | - |
| Robbery | 10 | 0 | 10 | 5 | 2 | 7 | - |
| Aggravated Assault | 63 | 17 | 80 | 30 | 11 | 41 | - |
| Burglary | 37 | 3 | 40 | 32 | 3 | 35 | - |
| Larceny-Theft | 69 | 16 | 85 | 58 | 15 | 73 | -14.1 |
| Motor Vehicle Theft | 2 | 0 | 2 | 4 | 0 | 4 | - |
| TOTAL INDEX | 186 | 36 | 222 | 134 | 32 | 166 | -25.2 |
| Narcotic Drug Laws | 30 | 2 | 32 | 25 | 6 | 31 | - |
| Curfew and Loitering Law Violations | x | x | x | x | x | x | x |
| Run Aways | x | x | x | x | x | x | x |
| All Other Offenses (Except Traffic) | 529 | 128 | 657 | 434 | 118 | 552 | -16.0 |
| TOTAL OTHER OFFENSES | 559 | 130 | 689 | 459 | 124 | 583 | -15.4 |
| PARISH TOTAL | 745 | 166 | 911 | 593 | 156 | 749 | -17.8 |

SOURCE: Louisiana Criminal Justice Information System Division

TABLE 17
1976 AND 1977 ARRESTS FOR BIENVILLE PARISH
BY AGE AND SEX

| Classification Of Offenses | <u>Juvenile</u> | | | | | | % Δ of Total Juv. |
|--|-----------------|----------|-----------|-----------|-----------|------------|----------------------|
| | 1976 | | | 1977 | | | |
| | Male | Female | Total | Male | Female | Total | |
| <u>Index Crimes</u> | | | | | | | |
| Criminal Homicide | 0 | 0 | 0 | 0 | 0 | 0 | - |
| Forcible Rape | 0 | 0 | 0 | 3 | 0 | 3 | - |
| Robbery | 0 | 0 | 0 | 1 | 0 | 1 | - |
| Aggravated Assault | 0 | 0 | 0 | 1 | 0 | 1 | - |
| Burglary | 3 | 0 | 3 | 25 | 0 | 25 | - |
| Larceny-Theft | 22 | 0 | 22 | 13 | 3 | 16 | - |
| Motor Vehicle Theft | 3 | 0 | 3 | 0 | 1 | 1 | - |
| TOTAL INDEX | 28 | 0 | 28 | 43 | 4 | 47 | - |
| Narcotic Drug Laws | 6 | 3 | 9 | 7 | 0 | 7 | - |
| Curfew and Loitering Law Violations | 0 | 0 | 0 | 1 | 1 | 2 | - |
| Run Aways | 0 | 2 | 2 | 15 | 24 | 39 | - |
| All Other Offenses (Except Traffic) | 5 | 2 | 7 | 7 | 2 | 9 | - |
| TOTAL OTHER OFFENSES | 11 | 7 | 18 | 30 | 27 | 57 | - |
| PARISH TOTAL | 39 | 7 | 46 | 73 | 31 | 104 | - |

| Classification Of Offenses | <u>Adult</u> | | | | | | % Δ of Total Adult |
|--|--------------|----------|------------|------------|-----------|------------|-----------------------|
| | 1976 | | | 1977 | | | |
| | Male | Female | Total | Male | Female | Total | |
| <u>Index Crimes</u> | | | | | | | |
| Criminal Homicide | 1 | 0 | 1 | 5 | 0 | 5 | - |
| Forcible Rape | 0 | 0 | 0 | 3 | 0 | 3 | - |
| Robbery | 0 | 0 | 0 | 14 | 0 | 14 | - |
| Aggravated Assault | 20 | 1 | 21 | 17 | 6 | 23 | - |
| Burglary | 6 | 0 | 6 | 29 | 2 | 31 | - |
| Larceny-Theft | 27 | 1 | 28 | 50 | 4 | 54 | - |
| Motor Vehicle Theft | 2 | 0 | 2 | 0 | 0 | 0 | - |
| TOTAL INDEX | 56 | 2 | 58 | 118 | 12 | 130 | 124.1 |
| Narcotic Drug Laws | 2 | 1 | 3 | 17 | 1 | 18 | - |
| Curfew and Loitering Law Violations | x | x | x | x | x | x | x |
| Run Aways | x | x | x | x | x | x | x |
| All Other Offenses (Except Traffic) | 106 | 3 | 109 | 280 | 42 | 322 | 195.4 |
| TOTAL OTHER OFFENSES | 108 | 4 | 112 | 297 | 43 | 340 | 203.6 |
| PARISH TOTAL | 164 | 6 | 170 | 415 | 55 | 470 | 176.5 |

SOURCE: Louisiana Criminal Justice Information System Division

TABLE 18
1976 AND 1977 ARRESTS FOR BOSSIER PARISH
BY AGE AND SEX

| Classification Of Offenses | <u>Juvenile</u> | | | | | | % Δ of Total Juv. |
|--|-----------------|------------|------------|------------|------------|------------|----------------------|
| | 1976 | | | 1977 | | | |
| | Male | Female | Total | Male | Female | Total | |
| <u>Index Crimes</u> | | | | | | | |
| Criminal Homicide | 0 | 0 | 0 | 0 | 0 | 0 | - |
| Forcible Rape | 0 | 0 | 0 | 2 | 0 | 2 | - |
| Robbery | 14 | 1 | 15 | 3 | 0 | 3 | - |
| Aggravated Assault | 3 | 0 | 3 | 6 | 1 | 7 | - |
| Burglary | 90 | 5 | 95 | 60 | 0 | 60 | -36.8 |
| Larceny-Theft | 64 | 26 | 90 | 78 | 28 | 106 | 17.8 |
| Motor Vehicle Theft | 15 | 0 | 15 | 18 | 2 | 20 | - |
| TOTAL INDEX | 186 | 32 | 218 | 167 | 31 | 198 | - 9.2 |
| <u>Other Offenses</u> | | | | | | | |
| Narcotic Drug Laws | 15 | 2 | 17 | 4 | 0 | 4 | - |
| Curfew and Loitering Law Violations | 42 | 10 | 52 | 16 | 3 | 19 | - |
| Run Aways | 25 | 46 | 71 | 40 | 50 | 90 | 26.8 |
| All Other Offenses (Except Traffic) | 107 | 26 | 133 | 89 | 33 | 122 | - 8.3 |
| TOTAL OTHER OFFENSES | 189 | 84 | 273 | 149 | 86 | 235 | -13.9 |
| PARISH TOTAL | 375 | 116 | 491 | 316 | 117 | 433 | -11.8 |

| Classification Of Offenses | <u>Adult</u> | | | | | | % Δ of Total Adult |
|--|--------------|------------|--------------|--------------|------------|--------------|-----------------------|
| | 1976 | | | 1977 | | | |
| | Male | Female | Total | Male | Female | Total | |
| <u>Index Crimes</u> | | | | | | | |
| Criminal Homicide | 6 | 0 | 6 | 3 | 0 | 3 | - |
| Forcible Rape | 6 | 0 | 6 | 13 | 0 | 13 | - |
| Robbery | 20 | 5 | 25 | 15 | 3 | 18 | - |
| Aggravated Assault | 80 | 19 | 99 | 103 | 18 | 121 | 22.2 |
| Burglary | 157 | 10 | 167 | 99 | 6 | 105 | -37.1 |
| Larceny-Theft | 146 | 91 | 237 | 191 | 94 | 285 | 20.3 |
| Motor Vehicle Theft | 24 | 2 | 26 | 32 | 3 | 35 | - |
| TOTAL INDEX | 439 | 127 | 566 | 456 | 124 | 580 | 2.5 |
| <u>Other Offenses</u> | | | | | | | |
| Narcotic Drug Laws | 153 | 19 | 172 | 127 | 16 | 143 | -16.9 |
| Curfew and Loitering Law Violations | x | x | x | x | x | x | x |
| Run Aways | x | x | x | x | x | x | x |
| All Other Offenses (Except Traffic) | 2,105 | 415 | 2,520 | 2,291 | 488 | 2,779 | 10.3 |
| TOTAL OTHER OFFENSES | 2,258 | 434 | 2,692 | 2,418 | 504 | 2,922 | 8.5 |
| PARISH TOTAL | 2,697 | 561 | 3,258 | 2,874 | 628 | 3,502 | 7.5 |

SOURCE: Louisiana Criminal Justice Information System Division

TABLE 19
1976 AND 1977 ARRESTS FOR CADDO PARISH
BY AGE AND SEX

| Classification Of Offenses | 1976 | | | 1977 | | | % Δ of Total Juv. |
|--|------------|------------|--------------|--------------|------------|--------------|----------------------|
| | Male | Female | Total | Male | Female | Total | |
| <u>Juvenile</u> | | | | | | | |
| <u>Index Crimes</u> | | | | | | | |
| Criminal Homicide | 1 | 0 | 1 | 2 | 3 | 5 | - |
| Forcible Rape | 9 | 0 | 9 | 3 | 0 | 3 | - |
| Robbery | 5 | 0 | 5 | 15 | 0 | 15 | - |
| Aggravated Assault | 19 | 6 | 25 | 24 | 12 | 36 | - |
| Burglary | 166 | 3 | 169 | 200 | 8 | 208 | 23.1 |
| Larceny-Theft | 348 | 153 | 501 | 499 | 205 | 704 | 40.5 |
| Motor Vehicle Theft | 21 | 4 | 25 | 45 | 4 | 49 | - |
| TOTAL INDEX | 569 | 166 | 735 | 788 | 232 | 1,020 | 38.8 |
| Narcotic Drug Laws | 25 | 3 | 28 | 43 | 9 | 52 | - |
| Curfew and Loitering Law Violations | 0 | 1 | 1 | 2 | 0 | 2 | - |
| Run Aways | 10 | 26 | 36 | 15 | 21 | 36 | - |
| All Other Offenses (Except Traffic) | 289 | 107 | 396 | 348 | 135 | 483 | 22.0 |
| TOTAL OTHER OFFENSES | 324 | 137 | 461 | 408 | 165 | 573 | 24.3 |
| PARISH TOTAL | 893 | 303 | 1,196 | 1,196 | 397 | 1,593 | 33.2 |

| Classification Of Offenses | 1976 | | | 1977 | | | % Δ of Total Adult |
|--|--------------|------------|--------------|--------------|--------------|--------------|-----------------------|
| | Male | Female | Total | Male | Female | Total | |
| <u>Adult</u> | | | | | | | |
| <u>Index Crimes</u> | | | | | | | |
| Criminal Homicide | 17 | 4 | 21 | 35 | 10 | 45 | - |
| Forcible Rape | 19 | 0 | 19 | 24 | 0 | 24 | - |
| Robbery | 48 | 4 | 52 | 61 | 6 | 67 | 28.8 |
| Aggravated Assault | 218 | 27 | 245 | 277 | 44 | 321 | 31.0 |
| Burglary | 192 | 3 | 195 | 276 | 7 | 283 | 45.1 |
| Larceny-Theft | 605 | 398 | 1,003 | 789 | 551 | 1,340 | 33.6 |
| Motor Vehicle Theft | 26 | 2 | 28 | 46 | 1 | 47 | - |
| TOTAL INDEX | 1,125 | 438 | 1,563 | 1,508 | 619 | 2,127 | 36.1 |
| Narcotic Drug Laws | 275 | 54 | 329 | 383 | 59 | 442 | 34.3 |
| Curfew and Loitering Law Violations | x | x | x | x | x | x | x |
| Run Aways | x | x | x | x | x | x | x |
| All Other Offenses (Except Traffic) | 4,052 | 474 | 4,526 | 5,289 | 739 | 6,028 | 33.2 |
| TOTAL OTHER OFFENSES | 4,327 | 528 | 4,855 | 5,672 | 798 | 6,470 | 33.3 |
| PARISH TOTAL | 5,452 | 966 | 6,418 | 7,180 | 1,417 | 8,597 | 34.0 |

SOURCE: Louisiana Criminal Justice Information System Division

TABLE 20

1976 AND 1977 ARRESTS FOR CALCASIEU PARISH
BY AGE AND SEX

| Classification Of Offenses | Juvenile | | | 1977 | | | % Δ of Total Juv. |
|--|----------|--------|-------|------|--------|-------|----------------------|
| | 1976 | 1976 | 1976 | 1977 | 1977 | 1977 | |
| | Male | Female | Total | Male | Female | Total | |
| <u>Index Crimes</u> | | | | | | | |
| Criminal Homicide | 0 | 0 | 0 | 2 | 0 | 2 | - |
| Forcible Rape | 2 | 0 | 2 | 0 | 0 | 0 | - |
| Robbery | 5 | 0 | 5 | 5 | 0 | 5 | - |
| Aggravated Assault | 6 | 0 | 6 | 7 | 0 | 7 | - |
| Burglary | 82 | 2 | 84 | 111 | 7 | 118 | 40.5 |
| Larceny-Theft | 133 | 36 | 169 | 200 | 101 | 301 | 78.1 |
| Motor Vehicle Theft | 18 | 0 | 18 | 24 | 1 | 25 | - |
| TOTAL INDEX | 246 | 38 | 284 | 349 | 109 | 458 | 61.3 |
| <u>Other Offenses</u> | | | | | | | |
| Narcotic Drug Laws | 13 | 7 | 20 | 15 | 5 | 20 | - |
| Curfew and Loitering Law Violations | 81 | 18 | 99 | 53 | 14 | 67 | -32.3 |
| Run Aways | 23 | 51 | 74 | 36 | 39 | 75 | 1.4 |
| All Other Offenses (Except Traffic) | 155 | 21 | 176 | 170 | 38 | 208 | 18.2 |
| TOTAL OTHER OFFENSES | 272 | 97 | 369 | 274 | 96 | 370 | 0.3 |
| PARISH TOTAL | 518 | 135 | 653 | 623 | 205 | 828 | 26.8 |

| Classification Of Offenses | Adult | | | 1977 | | | % Δ of Total Adult |
|--|-------|--------|-------|-------|--------|-------|-----------------------|
| | 1976 | 1976 | 1976 | 1977 | 1977 | 1977 | |
| | Male | Female | Total | Male | Female | Total | |
| <u>Index Crimes</u> | | | | | | | |
| Criminal Homicide | 8 | 2 | 10 | 10 | 5 | 15 | - |
| Forcible Rape | 17 | 0 | 17 | 19 | 0 | 19 | - |
| Robbery | 29 | 1 | 30 | 42 | 7 | 49 | - |
| Aggravated Assault | 144 | 11 | 155 | 151 | 27 | 178 | 14.8 |
| Burglary | 205 | 11 | 216 | 168 | 14 | 182 | -15.7 |
| Larceny-Theft | 279 | 178 | 457 | 355 | 191 | 546 | 19.5 |
| Motor Vehicle Theft | 48 | 4 | 52 | 58 | 1 | 59 | 13.5 |
| TOTAL INDEX | 730 | 207 | 937 | 803 | 245 | 1,048 | 11.8 |
| <u>Other Offenses</u> | | | | | | | |
| Narcotic Drug Laws | 303 | 46 | 349 | 197 | 22 | 219 | -37.2 |
| Curfew and Loitering Law Violations | x | x | x | x | x | x | x |
| Run Aways | x | x | x | x | x | x | x |
| All Other Offenses (Except Traffic) | 2,575 | 386 | 2,961 | 3,099 | 497 | 3,596 | 21.5 |
| TOTAL OTHER OFFENSES | 2,878 | 432 | 3,310 | 3,296 | 519 | 3,815 | 15.3 |
| PARISH TOTAL | 3,608 | 639 | 4,247 | 4,099 | 764 | 4,863 | 14.5 |

SOURCE: Louisiana Criminal Justice Information System Division

TABLE 21
1976 AND 1977 ARRESTS FOR CALDWELL PARISH
BY AGE AND SEX

| Classification Of Offenses | <u>Juvenile</u> | | | | | | % Δ of Total Juv. |
|--|-----------------|-----------|-----------|-----------|-----------|-----------|----------------------|
| | 1976 | | | 1977 | | | |
| | Male | Female | Total | Male | Female | Total | |
| <u>Index Crimes</u> | | | | | | | |
| Criminal Homicide | 0 | 0 | 0 | 0 | 0 | 0 | - |
| Forcible Rape | 1 | 0 | 1 | 0 | 0 | 0 | - |
| Robbery | 0 | 0 | 0 | 0 | 0 | 0 | - |
| Aggravated Assault | 0 | 0 | 0 | 1 | 0 | 1 | - |
| Burglary | 4 | 0 | 4 | 5 | 2 | 7 | - |
| Larceny-Theft | 3 | 1 | 4 | 6 | 1 | 7 | - |
| Motor Vehicle Theft | 2 | 0 | 2 | 0 | 0 | 0 | - |
| TOTAL INDEX | 10 | 1 | 11 | 12 | 3 | 15 | - |
| Narcotic Drug Laws | 2 | 0 | 2 | 1 | 3 | 4 | - |
| Curfew and Loitering Law Violations | 0 | 0 | 0 | 0 | 0 | 0 | - |
| Run Aways | 12 | 5 | 17 | 3 | 7 | 10 | - |
| All Other Offenses (Except Traffic) | 8 | 9 | 17 | 20 | 5 | 25 | - |
| TOTAL OTHER OFFENSES | 22 | 14 | 36 | 24 | 15 | 39 | - |
| PARISH TOTAL | 32 | 15 | 47 | 36 | 18 | 54 | - |

| Classification Of Offenses | <u>Adult</u> | | | | | | % Δ of Total Adult |
|--|--------------|-----------|------------|------------|-----------|------------|-----------------------|
| | 1976 | | | 1977 | | | |
| | Male | Female | Total | Male | Female | Total | |
| <u>Index Crimes</u> | | | | | | | |
| Criminal Homicide | 0 | 0 | 0 | 1 | 1 | 2 | - |
| Forcible Rape | 5 | 0 | 5 | 0 | 0 | 0 | - |
| Robbery | 0 | 0 | 0 | 3 | 0 | 3 | - |
| Aggravated Assault | 9 | 1 | 10 | 17 | 1 | 18 | - |
| Burglary | 5 | 1 | 6 | 12 | 1 | 13 | - |
| Larceny-Theft | 21 | 3 | 24 | 30 | 8 | 38 | - |
| Motor Vehicle Theft | 4 | 0 | 4 | 1 | 0 | 1 | - |
| TOTAL INDEX | 44 | 5 | 49 | 64 | 11 | 75 | - |
| Narcotic Drug Laws | 19 | 1 | 20 | 12 | 2 | 14 | - |
| Curfew and Loitering Law Violations | x | x | x | x | x | x | x |
| Run Aways | x | x | x | x | x | x | x |
| All Other Offenses (Except Traffic) | 202 | 20 | 222 | 289 | 43 | 332 | 49.6 |
| TOTAL OTHER OFFENSES | 221 | 21 | 242 | 301 | 45 | 346 | 43.0 |
| PARISH TOTAL | 265 | 26 | 291 | 365 | 56 | 421 | 44.7 |

SOURCE: Louisiana Criminal Justice Information System Division

TABLE 22
1976 AND 1977 ARRESTS FOR CAMERON PARISH
BY AGE AND SEX

| Classification Of Offenses | Juvenile | | | 1977 | | | % Δ of Total Juv. |
|--|----------|--------|-------|------|--------|-------|----------------------|
| | 1976 | 1976 | 1976 | 1977 | 1977 | 1977 | |
| | Male | Female | Total | Male | Female | Total | |
| <u>Index Crimes</u> | | | | | | | |
| Criminal Homicide | 0 | 0 | 0 | 0 | 0 | 0 | - |
| Forcible Rape | 0 | 0 | 0 | 0 | 0 | 0 | - |
| Robbery | 0 | 0 | 0 | 0 | 0 | 0 | - |
| Aggravated Assault | 0 | 0 | 0 | 0 | 0 | 0 | - |
| Burglary | 0 | 0 | 0 | 0 | 0 | 0 | - |
| Larceny-Theft | 2 | 0 | 2 | 0 | 0 | 0 | - |
| Motor Vehicle Theft | 0 | 0 | 0 | 0 | 0 | 0 | - |
| TOTAL INDEX | 2 | 0 | 2 | 0 | 0 | 0 | - |
| Narcotic Drug Laws | 0 | 0 | 0 | 0 | 0 | 0 | - |
| Curfew and Loitering Law Violations | 0 | 0 | 0 | 0 | 0 | 0 | - |
| Run Aways | 0 | 0 | 0 | 0 | 0 | 0 | - |
| All Other Offenses (Except Traffic) | 0 | 0 | 0 | 0 | 0 | 0 | - |
| TOTAL OTHER OFFENSES | 0 | 0 | 0 | 0 | 0 | 0 | - |
| PARISH TOTAL | 2 | 0 | 2 | 0 | 0 | 0 | - |

| Classification Of Offenses | Adult | | | 1977 | | | % Δ of Total Adult |
|--|-------|--------|-------|------|--------|-------|-----------------------|
| | 1976 | 1976 | 1976 | 1977 | 1977 | 1977 | |
| | Male | Female | Total | Male | Female | Total | |
| <u>Index Crimes</u> | | | | | | | |
| Criminal Homicide | 0 | 0 | 0 | 0 | 0 | 0 | - |
| Forcible Rape | 0 | 0 | 0 | 0 | 0 | 0 | - |
| Robbery | 0 | 0 | 0 | 0 | 0 | 0 | - |
| Aggravated Assault | 50 | 7 | 57 | 57 | 2 | 59 | 3.5 |
| Burglary | 4 | 1 | 5 | 11 | 1 | 12 | - |
| Larceny-Theft | 18 | 5 | 23 | 26 | 1 | 27 | - |
| Motor Vehicle Theft | 1 | 0 | 1 | 0 | 0 | 0 | - |
| TOTAL INDEX | 73 | 13 | 86 | 94 | 4 | 98 | 14.0 |
| Narcotic Drug Laws | 7 | 0 | 7 | 2 | 1 | 3 | - |
| Curfew and Loitering Law Violations | x | x | x | x | x | x | x |
| Run Aways | x | x | x | x | x | x | x |
| All Other Offenses (Except Traffic) | 121 | 20 | 141 | 93 | 1 | 94 | -33.3 |
| TOTAL OTHER OFFENSES | 128 | 20 | 148 | 95 | 2 | 97 | -34.5 |
| PARISH TOTAL | 201 | 33 | 234 | 189 | 6 | 195 | -16.7 |

SOURCE: Louisiana Criminal Justice Information System Division

TABLE 23
1976 AND 1977 ARRESTS FOR CATAHOULA PARISH
BY AGE AND SEX

| Classification Of Offenses | <u>Juvenile</u> | | | | | | % Δ of Total Juv. |
|--|-----------------|--------|-------|------|--------|-------|-----------------------------|
| | 1976 | | | 1977 | | | |
| | Male | Female | Total | Male | Female | Total | |
| <u>Index Crimes</u> | | | | | | | |
| Criminal Homicide | 0 | 0 | 0 | 0 | 0 | 0 | - |
| Forcible Rape | 0 | 0 | 0 | 3 | 1 | 4 | - |
| Robbery | 0 | 0 | 0 | 0 | 0 | 0 | - |
| Aggravated Assault | 4 | 0 | 4 | 5 | 0 | 5 | - |
| Burglary | 5 | 0 | 5 | 3 | 0 | 3 | - |
| Larceny-Theft | 7 | 3 | 10 | 6 | 2 | 8 | - |
| Motor Vehicle Theft | 1 | 0 | 1 | 0 | 0 | 0 | - |
| TOTAL INDEX | 17 | 3 | 20 | 17 | 3 | 20 | - |
| Narcotic Drug Laws | 1 | 0 | 1 | 5 | 2 | 7 | - |
| Curfew and Loitering Law Violations | 0 | 0 | 0 | 1 | 0 | 1 | - |
| Run Aways | 3 | 1 | 4 | 3 | 4 | 7 | - |
| All Other Offenses (Except Traffic) | 11 | 3 | 14 | 15 | 2 | 17 | - |
| TOTAL OTHER OFFENSES | 15 | 4 | 19 | 24 | 8 | 32 | - |
| PARISH TOTAL | 32 | 7 | 39 | 41 | 11 | 52 | - |

| Classification Of Offenses | <u>Adult</u> | | | | | | % Δ of Total Adult |
|--|--------------|--------|-------|------|--------|-------|------------------------------|
| | 1976 | | | 1977 | | | |
| | Male | Female | Total | Male | Female | Total | |
| <u>Index Crimes</u> | | | | | | | |
| Criminal Homicide | 2 | 0 | 2 | 1 | 0 | 1 | - |
| Forcible Rape | 0 | 0 | 0 | 5 | 0 | 5 | - |
| Robbery | 1 | 0 | 1 | 1 | 0 | 1 | - |
| Aggravated Assault | 9 | 4 | 13 | 35 | 9 | 44 | - |
| Burglary | 28 | 2 | 30 | 32 | 2 | 34 | - |
| Larceny-Theft | 20 | 4 | 24 | 28 | 4 | 32 | - |
| Motor Vehicle Theft | 1 | 1 | 2 | 0 | 1 | 1 | - |
| TOTAL INDEX | 61 | 11 | 72 | 102 | 16 | 118 | 63.9 |
| Narcotic Drug Laws | 27 | 5 | 32 | 104 | 23 | 127 | - |
| Curfew and Loitering Law Violations | x | x | x | x | x | x | x |
| Run Aways | x | x | x | x | x | x | x |
| All Other Offenses (Except Traffic) | 389 | 44 | 433 | 460 | 53 | 513 | 18.5 |
| TOTAL OTHER OFFENSES | 416 | 49 | 465 | 564 | 76 | 640 | 37.6 |
| PARISH TOTAL | 477 | 60 | 537 | 666 | 92 | 758 | 41.2 |

SOURCE: Louisiana Criminal Justice Information System Division

TABLE 24
1976 AND 1977 ARRESTS FOR CLAIBORNE PARISH
BY AGE AND SEX

| Classification Of Offenses | <u>Juvenile</u> | | | | | | % Δ of Total Juv. |
|--|-----------------|----------|-----------|-----------|-----------|-----------|----------------------|
| | 1976 | | | 1977 | | | |
| | Male | Female | Total | Male | Female | Total | |
| <u>Index Crimes</u> | | | | | | | |
| Criminal Homicide | 0 | 0 | 0 | 0 | 0 | 0 | - |
| Forcible Rape | 0 | 0 | 0 | 0 | 0 | 0 | - |
| Robbery | 0 | 0 | 0 | 4 | 0 | 4 | - |
| Aggravated Assault | 0 | 0 | 0 | 1 | 0 | 1 | - |
| Burglary | 18 | 1 | 19 | 2 | 0 | 2 | - |
| Larceny-Theft | 3 | 1 | 4 | 12 | 0 | 12 | - |
| Motor Vehicle Theft | 0 | 0 | 0 | 1 | 0 | 1 | - |
| TOTAL INDEX | 21 | 2 | 23 | 20 | 0 | 20 | - |
| <u>Narcotic Drug Laws</u> | | | | | | | |
| Curfew and Loitering Law Violations | 2 | 0 | 2 | 0 | 0 | 0 | - |
| Run Aways | 1 | 0 | 1 | 0 | 0 | 0 | - |
| Run Aways | 2 | 0 | 2 | 2 | 3 | 5 | - |
| All Other Offenses (Except Traffic) | 10 | 2 | 12 | 7 | 9 | 16 | - |
| TOTAL OTHER OFFENSES | 15 | 2 | 17 | 9 | 12 | 21 | - |
| PARISH TOTAL | 36 | 4 | 40 | 29 | 12 | 41 | - |

| Classification Of Offenses | <u>Adult</u> | | | | | | % Δ of Total Adult |
|--|--------------|-----------|------------|------------|-----------|------------|-----------------------|
| | 1976 | | | 1977 | | | |
| | Male | Female | Total | Male | Female | Total | |
| <u>Index Crimes</u> | | | | | | | |
| Criminal Homicide | 2 | 0 | 2 | 4 | 1 | 5 | - |
| Forcible Rape | 0 | 0 | 0 | 0 | 0 | 0 | - |
| Robbery | 0 | 0 | 0 | 9 | 0 | 9 | - |
| Aggravated Assault | 13 | 6 | 19 | 12 | 3 | 15 | - |
| Burglary | 26 | 3 | 29 | 30 | 0 | 30 | - |
| Larceny-Theft | 39 | 7 | 46 | 39 | 2 | 41 | - |
| Motor Vehicle Theft | 1 | 0 | 1 | 5 | 1 | 6 | - |
| TOTAL INDEX | 81 | 16 | 97 | 99 | 7 | 106 | 9.3 |
| <u>Narcotic Drug Laws</u> | | | | | | | |
| Curfew and Loitering Law Violations | 6 | 1 | 7 | 8 | 2 | 10 | - |
| Run Aways | x | x | x | x | x | x | x |
| Run Aways | x | x | x | x | x | x | x |
| All Other Offenses (Except Traffic) | 424 | 43 | 467 | 445 | 57 | 502 | 7.5 |
| TOTAL OTHER OFFENSES | 430 | 44 | 474 | 453 | 59 | 512 | 8.0 |
| PARISH TOTAL | 511 | 60 | 571 | 552 | 66 | 618 | 8.2 |

SOURCE: Louisiana Criminal Justice Information System Division

TABLE 25
1976 AND 1977 ARRESTS FOR CONCORDIA PARISH
BY AGE AND SEX

| Classification Of Offenses | <u>Juvenile</u> | | | | | | % Δ of Total Juv. |
|--|-----------------|-----------|------------|------------|-----------|------------|----------------------|
| | 1976 | | | 1977 | | | |
| | Male | Female | Total | Male | Female | Total | |
| <u>Index Crimes</u> | | | | | | | |
| Criminal Homicide | 0 | 0 | 0 | 0 | 0 | 0 | - |
| Forcible Rape | 0 | 0 | 0 | 2 | 0 | 2 | - |
| Robbery | 1 | 0 | 1 | 0 | 0 | 0 | - |
| Aggravated Assault | 6 | 1 | 7 | 0 | 0 | 0 | - |
| Burglary | 16 | 0 | 16 | 15 | 1 | 16 | - |
| Larceny-Theft | 31 | 10 | 41 | 25 | 1 | 26 | - |
| Motor Vehicle Theft | 4 | 0 | 4 | 7 | 0 | 7 | - |
| TOTAL INDEX | 58 | 11 | 69 | 49 | 2 | 51 | -26.1 |
| Narcotic Drug Laws | 2 | 0 | 2 | 2 | 0 | 2 | - |
| Curfew and Loitering Law Violations | 0 | 0 | 0 | 6 | 5 | 11 | - |
| Run Aways | 7 | 4 | 11 | 0 | 2 | 2 | - |
| All Other Offenses (Except Traffic) | 51 | 17 | 68 | 59 | 11 | 70 | 2.9 |
| TOTAL OTHER OFFENSES | 60 | 21 | 81 | 67 | 18 | 85 | 4.9 |
| PARISH TOTAL | 118 | 32 | 150 | 116 | 20 | 136 | -9.3 |

| Classification Of Offenses | <u>Adult</u> | | | | | | % Δ of Total Adult |
|--|--------------|------------|------------|--------------|------------|--------------|-----------------------|
| | 1976 | | | 1977 | | | |
| | Male | Female | Total | Male | Female | Total | |
| <u>Index Crimes</u> | | | | | | | |
| Criminal Homicide | 3 | 3 | 6 | 8 | 0 | 8 | - |
| Forcible Rape | 3 | 0 | 3 | 4 | 0 | 4 | - |
| Robbery | 7 | 1 | 8 | 9 | 1 | 10 | - |
| Aggravated Assault | 81 | 26 | 107 | 58 | 13 | 71 | -33.6 |
| Burglary | 54 | 6 | 60 | 69 | 0 | 69 | 15.0 |
| Larceny-Theft | 78 | 36 | 114 | 80 | 17 | 97 | -14.9 |
| Motor Vehicle Theft | 22 | 4 | 26 | 8 | 1 | 9 | - |
| TOTAL INDEX | 248 | 76 | 324 | 236 | 32 | 268 | -17.3 |
| Narcotic Drug Laws | 28 | 5 | 33 | 61 | 10 | 71 | - |
| Curfew and Loitering Law Violations | x | x | x | x | x | x | x |
| Run Aways | x | x | x | x | x | x | x |
| All Other Offenses (Except Traffic) | 563 | 67 | 630 | 829 | 78 | 907 | 44.0 |
| TOTAL OTHER OFFENSES | 591 | 72 | 663 | 890 | 88 | 978 | 47.5 |
| PARISH TOTAL | 839 | 148 | 987 | 1,126 | 120 | 1,246 | 26.2 |

SOURCE: Louisiana Criminal Justice Information System Division

TABLE 26
1976 AND 1977 ARRESTS FOR DESOTO PARISH
BY AGE AND SEX

| Classification Of Offenses | 1976 | | | 1977 | | | % Δ of Total Juv. |
|--|------|--------|-------|------|--------|-------|----------------------|
| | Male | Female | Total | Male | Female | Total | |
| <u>Juvenile</u> | | | | | | | |
| <u>Index Crimes</u> | | | | | | | |
| Criminal Homicide | 0 | 0 | 0 | 0 | 0 | 0 | - |
| Forcible Rape | 0 | 0 | 0 | 0 | 0 | 0 | - |
| Robbery | 0 | 0 | 0 | 0 | 0 | 0 | - |
| Aggravated Assault | 1 | 1 | 2 | 1 | 0 | 1 | - |
| Burglary | 2 | 0 | 2 | 1 | 0 | 1 | - |
| Larceny-Theft | 3 | 2 | 5 | 2 | 0 | 2 | - |
| Motor Vehicle Theft | 3 | 0 | 3 | 0 | 0 | 0 | - |
| TOTAL INDEX | 9 | 3 | 12 | 4 | 0 | 4 | - |
| Narcotic Drug Laws | 0 | 0 | 0 | 0 | 0 | 0 | - |
| Curfew and Loitering Law Violations | 0 | 0 | 0 | 2 | 0 | 2 | - |
| Run Aways | 1 | 0 | 1 | 3 | 0 | 3 | - |
| All Other Offenses (Except Traffic) | 8 | 1 | 9 | 6 | 0 | 6 | - |
| TOTAL OTHER OFFENSES | 9 | 1 | 10 | 11 | 0 | 11 | - |
| PARISH TOTAL | 18 | 4 | 22 | 15 | 0 | 15 | - |

| Classification Of Offenses | 1976 | | | 1977 | | | % Δ of Total Adult |
|--|------|--------|-------|------|--------|-------|-----------------------|
| | Male | Female | Total | Male | Female | Total | |
| <u>Adult</u> | | | | | | | |
| <u>Index Crimes</u> | | | | | | | |
| Criminal Homicide | 0 | 0 | 0 | 5 | 3 | 8 | - |
| Forcible Rape | 1 | 1 | 2 | 5 | 0 | 5 | - |
| Robbery | 1 | 0 | 1 | 2 | 1 | 3 | - |
| Aggravated Assault | 21 | 3 | 24 | 18 | 1 | 19 | - |
| Burglary | 16 | 0 | 16 | 5 | 0 | 5 | - |
| Larceny-Theft | 24 | 5 | 29 | 20 | 8 | 28 | - |
| Motor Vehicle Theft | 1 | 0 | 1 | 0 | 0 | 0 | - |
| TOTAL INDEX | 64 | 9 | 73 | 55 | 13 | 68 | -6.8 |
| Narcotic Drug Laws | 9 | 0 | 9 | 12 | 2 | 14 | - |
| Curfew and Loitering Law Violations | x | x | x | x | x | x | x |
| Run Aways | x | x | x | x | x | x | x |
| All Other Offenses (Except Traffic) | 346 | 31 | 377 | 461 | 31 | 492 | 30.5 |
| TOTAL OTHER OFFENSES | 355 | 31 | 386 | 473 | 33 | 506 | 31.1 |
| PARISH TOTAL | 419 | 40 | 459 | 528 | 46 | 574 | 25.1 |

SOURCE: Louisiana Criminal Justice Information System Division



CONTINUED

1 OF 2

TABLE 27
1976 AND 1977 ARRESTS FOR EAST BATON ROUGE PARISH
BY AGE AND SEX

| Classification Of Offenses | Juvenile | | | 1977 | | | % Δ of Total Juv. |
|--|----------|--------|-------|-------|--------|-------|----------------------|
| | 1976 | | | Male | Female | Total | |
| | Male | Female | Total | Male | Female | Total | |
| <u>Index Crimes</u> | | | | | | | |
| Criminal Homicide | 1 | 0 | 1 | 2 | 0 | 2 | - |
| Forcible Rape | 15 | 0 | 15 | 12 | 0 | 12 | - |
| Robbery | 45 | 1 | 46 | 44 | 0 | 44 | - |
| Aggravated Assault | 148 | 49 | 197 | 193 | 32 | 225 | 14.2 |
| Burglary | 407 | 25 | 427 | 519 | 33 | 552 | 29.3 |
| Larceny-Theft | 879 | 370 | 1,249 | 756 | 370 | 1,126 | -9.8 |
| Motor Vehicle Theft | 135 | 4 | 139 | 103 | 6 | 109 | -21.6 |
| TOTAL INDEX | 1,625 | 449 | 2,074 | 1,629 | 441 | 2,070 | -0.2 |
| Narcotic Drug Laws | 124 | 40 | 164 | 122 | 36 | 158 | -3.7 |
| Curfew and Loitering Law Violations | 2 | 0 | 2 | 0 | 0 | 0 | - |
| Run Aways | 21 | 33 | 54 | 16 | 18 | 34 | - |
| All Other Offenses (Except Traffic) | 1,283 | 593 | 1,876 | 1,179 | 590 | 1,769 | -5.7 |
| TOTAL OTHER OFFENSES | 1,430 | 666 | 2,096 | 1,317 | 644 | 1,961 | -6.4 |
| PARISH TOTAL | 3,055 | 1,115 | 4,170 | 2,946 | 1,085 | 4,031 | -3.3 |

| Classification Of Offenses | Adult | | | 1977 | | | % Δ of Total Adult |
|--|--------|--------|--------|--------|--------|--------|-----------------------|
| | 1976 | | | Male | Female | Total | |
| | Male | Female | Total | Male | Female | Total | |
| <u>Index Crimes</u> | | | | | | | |
| Criminal Homicide | 26 | 2 | 28 | 36 | 4 | 40 | - |
| Forcible Rape | 56 | 0 | 56 | 77 | 0 | 77 | 37.5 |
| Robbery | 112 | 10 | 122 | 155 | 8 | 163 | 33.6 |
| Aggravated Assault | 877 | 185 | 1,062 | 922 | 179 | 1,101 | 3.7 |
| Burglary | 470 | 29 | 499 | 557 | 34 | 591 | 18.4 |
| Larceny-Theft | 1,204 | 871 | 2,075 | 1,078 | 918 | 1,996 | -3.8 |
| Motor Vehicle Theft | 136 | 6 | 142 | 117 | 5 | 122 | -14.1 |
| TOTAL INDEX | 2,881 | 1,103 | 3,984 | 2,942 | 1,148 | 4,090 | 2.7 |
| Narcotic Drug Laws | 860 | 135 | 995 | 861 | 174 | 1,035 | 4.0 |
| Curfew and Loitering Law Violations | x | x | x | x | x | x | x |
| Run Aways | x | x | x | x | x | x | x |
| All Other Offenses (Except Traffic) | 7,612 | 1,593 | 9,205 | 8,425 | 1,554 | 9,979 | 8.4 |
| TOTAL OTHER OFFENSES | 8,472 | 1,728 | 10,200 | 9,286 | 1,728 | 11,014 | 8.0 |
| PARISH TOTAL | 11,353 | 2,831 | 14,184 | 12,228 | 2,876 | 15,104 | 6.5 |

SOURCE: Louisiana Criminal Justice Information System Division

TABLE 28
1976 AND 1977 ARRESTS IN EAST CARROLL PARISH
BY AGE AND SEX

| Classification Of Offenses | 1976 | | | 1977 | | | % Δ of Total Juv. |
|--|------|--------|-------|------|--------|-------|----------------------|
| | Male | Female | Total | Male | Female | Total | |
| <u>Juvenile</u> | | | | | | | |
| <u>Index Crimes</u> | | | | | | | |
| Criminal Homicide | 0 | 0 | 0 | 0 | 0 | 0 | - |
| Forcible Rape | 0 | 0 | 0 | 0 | 0 | 0 | - |
| Robbery | 0 | 0 | 0 | 0 | 0 | 0 | - |
| Aggravated Assault | 1 | 0 | 1 | 0 | 0 | 0 | - |
| Burglary | 4 | 0 | 4 | 11 | 0 | 11 | - |
| Larceny-Theft | 16 | 0 | 16 | 5 | 3 | 8 | - |
| Motor Vehicle Theft | 1 | 0 | 1 | 0 | 0 | 0 | - |
| TOTAL INDEX | 22 | 0 | 22 | 16 | 3 | 19 | - |
| <u>Other Offenses</u> | | | | | | | |
| Narcotic Drug Laws | 1 | 0 | 1 | 0 | 0 | 0 | - |
| Curfew and Loitering Law Violations | 0 | 0 | 0 | 0 | 0 | 0 | - |
| Run Aways | 0 | 0 | 0 | 0 | 0 | 0 | - |
| All Other Offenses (Except Traffic) | 1 | 1 | 2 | 3 | 0 | 3 | - |
| TOTAL OTHER OFFENSES | 2 | 1 | 3 | 3 | 0 | 3 | - |
| PARISH TOTAL | 24 | 1 | 25 | 19 | 3 | 22 | - |

| Classification Of Offenses | 1976 | | | 1977 | | | % Δ of Total Adult |
|--|------|--------|-------|------|--------|-------|-----------------------|
| | Male | Female | Total | Male | Female | Total | |
| <u>Adult</u> | | | | | | | |
| <u>Index Crimes</u> | | | | | | | |
| Criminal Homicide | 1 | 1 | 2 | 3 | 0 | 3 | - |
| Forcible Rape | 0 | 0 | 0 | 1 | 0 | 1 | - |
| Robbery | 4 | 0 | 4 | 1 | 0 | 1 | - |
| Aggravated Assault | 16 | 1 | 17 | 50 | 3 | 53 | - |
| Burglary | 17 | 0 | 17 | 38 | 1 | 39 | - |
| Larceny-Theft | 51 | 7 | 58 | 26 | 3 | 29 | - |
| Motor Vehicle Theft | 1 | 0 | 1 | 0 | 0 | 0 | - |
| TOTAL INDEX | 90 | 9 | 99 | 119 | 7 | 126 | 27.3 |
| <u>Other Offenses</u> | | | | | | | |
| Narcotic Drug Laws | 5 | 0 | 5 | 1 | 1 | 2 | - |
| Curfew and Loitering Law Violations | x | x | x | x | x | x | x |
| Run Aways | x | x | x | x | x | x | x |
| All Other Offenses (Except Traffic) | 205 | 52 | 257 | 236 | 35 | 271 | 5.4 |
| TOTAL OTHER OFFENSES | 210 | 52 | 262 | 237 | 36 | 273 | 4.2 |
| PARISH TOTAL | 300 | 61 | 361 | 356 | 43 | 399 | 10.5 |

SOURCE: Louisiana Criminal Justice Information System Division

TABLE 29
1976 AND 1977 ARRESTS FOR EAST FELICIANA PARISH
BY AGE AND SEX

| Classification Of Offenses | <u>Juvenile</u> | | | | | | % Δ of Total Juv. |
|--|-----------------|--------|-------|------|--------|-------|----------------------|
| | 1976 | | | 1977 | | | |
| | Male | Female | Total | Male | Female | Total | |
| <u>Index Crimes</u> | | | | | | | |
| Criminal Homicide | 0 | 0 | 0 | 0 | 0 | 0 | - |
| Forcible Rape | 0 | 0 | 0 | 0 | 0 | 0 | - |
| Robbery | 0 | 0 | 0 | 0 | 0 | 0 | - |
| Aggravated Assault | 1 | 0 | 1 | 1 | 0 | 1 | - |
| Burglary | 5 | 0 | 5 | 9 | 0 | 9 | - |
| Larceny-Theft | 6 | 0 | 6 | 5 | 1 | 6 | - |
| Motor Vehicle Theft | 2 | 0 | 2 | 0 | 0 | 0 | - |
| TOTAL INDEX | 14 | 0 | 14 | 15 | 1 | 16 | - |
| Narcotic Drug Laws | 4 | 0 | 4 | 0 | 0 | 0 | - |
| Curfew and Loitering Law Violations | 0 | 0 | 0 | 0 | 0 | 0 | - |
| Run Aways | 0 | 0 | 0 | 0 | 1 | 1 | - |
| All Other Offenses (Except Traffic) | 15 | 1 | 16 | 2 | 0 | 2 | - |
| TOTAL OTHER OFFENSES | 19 | 1 | 20 | 2 | 1 | 3 | - |
| PARISH TOTAL | 33 | 1 | 34 | 17 | 2 | 19 | - |

| Classification Of Offenses | <u>Adult</u> | | | | | | % Δ of Total Adult |
|--|--------------|--------|-------|------|--------|-------|-----------------------|
| | 1976 | | | 1977 | | | |
| | Male | Female | Total | Male | Female | Total | |
| <u>Index Crimes</u> | | | | | | | |
| Criminal Homicide | 1 | 0 | 1 | 0 | 0 | 0 | - |
| Forcible Rape | 1 | 0 | 1 | 2 | 0 | 2 | - |
| Robbery | 1 | 0 | 1 | 4 | 0 | 4 | - |
| Aggravated Assault | 37 | 0 | 37 | 37 | 5 | 42 | - |
| Burglary | 31 | 0 | 31 | 20 | 0 | 20 | - |
| Larceny-Theft | 9 | 4 | 13 | 51 | 22 | 73 | - |
| Motor Vehicle Theft | 4 | 0 | 4 | 5 | 0 | 5 | - |
| TOTAL INDEX | 84 | 4 | 88 | 119 | 27 | 146 | 65.9 |
| Narcotic Drug Laws | 8 | 2 | 10 | 25 | 5 | 30 | - |
| Curfew and Loitering Law Violations | x | x | x | x | x | x | x |
| Run Aways | x | x | x | x | x | x | x |
| All Other Offenses (Except Traffic) | 174 | 18 | 192 | 417 | 44 | 461 | 140.1 |
| TOTAL OTHER OFFENSES | 182 | 20 | 202 | 442 | 49 | 491 | 143.1 |
| PARISH TOTAL | 266 | 24 | 290 | 561 | 76 | 637 | 119.7 |

SOURCE: Louisiana Criminal Justice Information System Division

TABLE 30
1976 AND 1977 ARRESTS IN EVANGELINE PARISH
BY AGE AND SEX

| Classification Of Offenses | Juvenile | | | 1977 | | | % Δ of Total Juv. |
|--|------------|-----------|------------|------------|-----------|------------|----------------------|
| | 1976 | 1976 | 1976 | 1977 | 1977 | 1977 | |
| | Male | Female | Total | Male | Female | Total | |
| <u>Index Crimes</u> | | | | | | | |
| Criminal Homicide | 0 | 0 | 0 | 0 | 0 | 0 | - |
| Forcible Rape | 0 | 0 | 0 | 0 | 0 | 0 | - |
| Robbery | 0 | 0 | 0 | 2 | 0 | 2 | - |
| Aggravated Assault | 2 | 0 | 2 | 1 | 0 | 1 | - |
| Burglary | 17 | 0 | 17 | 14 | 0 | 14 | - |
| Larceny-Theft | 33 | 11 | 44 | 23 | 12 | 35 | - |
| Motor Vehicle Theft | 1 | 0 | 1 | 0 | 0 | 0 | - |
| TOTAL INDEX | 53 | 11 | 64 | 40 | 12 | 52 | -18.8 |
| <u>Other Offenses</u> | | | | | | | |
| Narcotic Drug Laws | 2 | 4 | 6 | 7 | 2 | 9 | - |
| Curfew and Loitering Law Violations | 1 | 0 | 1 | 0 | 1 | 1 | - |
| Run Aways | 4 | 13 | 17 | 3 | 3 | 6 | - |
| All Other Offenses (Except Traffic) | 82 | 23 | 105 | 65 | 16 | 81 | -22.9 |
| TOTAL OTHER OFFENSES | 89 | 40 | 129 | 75 | 22 | 97 | -24.8 |
| PARISH TOTAL | 142 | 51 | 193 | 115 | 34 | 149 | -22.8 |

| Classification Of Offenses | Adult | | | 1977 | | | % Δ of Total Adult |
|--|--------------|------------|--------------|--------------|------------|--------------|-----------------------|
| | 1976 | 1976 | 1976 | 1977 | 1977 | 1977 | |
| | Male | Female | Total | Male | Female | Total | |
| <u>Index Crimes</u> | | | | | | | |
| Criminal Homicide | 0 | 0 | 0 | 2 | 1 | 3 | - |
| Forcible Rape | 4 | 0 | 4 | 9 | 0 | 9 | - |
| Robbery | 4 | 1 | 5 | 8 | 0 | 8 | - |
| Aggravated Assault | 85 | 3 | 88 | 45 | 3 | 48 | - |
| Burglary | 47 | 0 | 47 | 19 | 1 | 20 | - |
| Larceny-Theft | 38 | 17 | 55 | 42 | 16 | 58 | 5.5 |
| Motor Vehicle Theft | 6 | 0 | 6 | 2 | 1 | 3 | - |
| TOTAL INDEX | 184 | 21 | 205 | 127 | 22 | 149 | -27.3 |
| <u>Other Offenses</u> | | | | | | | |
| Narcotic Drug Laws | 50 | 15 | 65 | 48 | 3 | 51 | -21.5 |
| Curfew and Loitering Law Violations | x | x | x | x | x | x | x |
| Run Aways | x | x | x | x | x | x | x |
| All Other Offenses (Except Traffic) | 1,169 | 145 | 1,314 | 1,088 | 119 | 1,207 | -8.1 |
| TOTAL OTHER OFFENSES | 1,219 | 160 | 1,379 | 1,136 | 122 | 1,258 | -8.7 |
| PARISH TOTAL | 1,403 | 181 | 1,584 | 1,263 | 144 | 1,407 | -11.2 |

SOURCE: Louisiana Criminal Justice Information System Division

TABLE 31
1976 AND 1977 ARRESTS IN FRANKLIN PARISH
BY AGE AND SEX

| Classification Of Offenses | <u>Juvenile</u> | | | | | | % Δ of Total Juv. |
|--|-----------------|--------|-------|------|--------|-------|----------------------|
| | 1976 | | | 1977 | | | |
| | Male | Female | Total | Male | Female | Total | |
| <u>Index Crimes</u> | | | | | | | |
| Criminal Homicide | 0 | 0 | 0 | 0 | 0 | 0 | - |
| Forcible Rape | 0 | 0 | 0 | 0 | 2 | 2 | - |
| Robbery | 0 | 0 | 0 | 0 | 0 | 0 | - |
| Aggravated Assault | 0 | 0 | 0 | 0 | 0 | 0 | - |
| Burglary | 0 | 0 | 0 | 1 | 1 | 2 | - |
| Larceny-Theft | 0 | 0 | 0 | 0 | 0 | 0 | - |
| Motor Vehicle Theft | 0 | 0 | 0 | 2 | 0 | 2 | - |
| TOTAL INDEX | 0 | 0 | 0 | 3 | 3 | 6 | - |
| Narcotic Drug Laws | 0 | 0 | 0 | 0 | 0 | 0 | - |
| Curfew and Loitering Law Violations | 0 | 0 | 0 | 0 | 0 | 0 | - |
| Run Aways | 3 | 1 | 4 | 4 | 0 | 4 | - |
| All Other Offenses (Except Traffic) | 21 | 1 | 22 | 9 | 1 | 10 | - |
| TOTAL OTHER OFFENSES | 24 | 2 | 26 | 13 | 1 | 14 | - |
| PARISH TOTAL | 24 | 2 | 26 | 16 | 4 | 20 | - |

| Classification Of Offenses | <u>Adult</u> | | | | | | % Δ of Total Adult |
|--|--------------|--------|-------|------|--------|-------|-----------------------|
| | 1976 | | | 1977 | | | |
| | Male | Female | Total | Male | Female | Total | |
| <u>Index Crimes</u> | | | | | | | |
| Criminal Homicide | 0 | 0 | 0 | 0 | 0 | 0 | - |
| Forcible Rape | 0 | 0 | 0 | 0 | 0 | 0 | - |
| Robbery | 0 | 0 | 0 | 0 | 0 | 0 | - |
| Aggravated Assault | 2 | 1 | 3 | 21 | 1 | 22 | - |
| Burglary | 3 | 0 | 3 | 29 | 2 | 31 | - |
| Larceny-Theft | 10 | 18 | 28 | 38 | 14 | 52 | - |
| Motor Vehicle Theft | 1 | 0 | 1 | 0 | 0 | 0 | - |
| TOTAL INDEX | 16 | 19 | 35 | 88 | 17 | 105 | - |
| Narcotic Drug Laws | 8 | 1 | 9 | 15 | 6 | 21 | - |
| Curfew and Loitering Law Violations | x | x | x | x | x | x | x |
| Run Aways | x | x | x | x | x | x | x |
| All Other Offenses (Except Traffic) | 453 | 57 | 510 | 500 | 107 | 607 | 19.0 |
| TOTAL OTHER OFFENSES | 461 | 58 | 519 | 515 | 113 | 628 | 21.0 |
| PARISH TOTAL | 477 | 77 | 554 | 603 | 130 | 733 | 32.3 |

SOURCE: Louisiana Criminal Justice Information System Division

TABLE 32
1976 AND 1977 ARRESTS IN GRANT PARISH
BY AGE AND SEX

| Classification Of Offenses | 1976 | | | 1977 | | | % Δ of Total Juv. |
|--|------|--------|-------|------|--------|-------|----------------------|
| | Male | Female | Total | Male | Female | Total | |
| <u>Juvenile</u> | | | | | | | |
| <u>Index Crimes</u> | | | | | | | |
| Criminal Homicide | 0 | 0 | 0 | 0 | 0 | 0 | - |
| Forcible Rape | 0 | 0 | 0 | 0 | 0 | 0 | - |
| Robbery | 0 | 0 | 0 | 0 | 0 | 0 | - |
| Aggravated Assault | 3 | 0 | 3 | 3 | 0 | 3 | - |
| Burglary | 12 | 0 | 12 | 10 | 2 | 12 | - |
| Larceny-Theft | 3 | 0 | 3 | 5 | 1 | 6 | - |
| Motor Vehicle Theft | 1 | 0 | 1 | 0 | 0 | 0 | - |
| TOTAL INDEX | 19 | 0 | 19 | 18 | 3 | 21 | - |
| Narcotic Drug Laws | 1 | 2 | 3 | 6 | 1 | 7 | - |
| Curfew and Loitering Law Violations | 0 | 0 | 0 | 1 | 0 | 1 | - |
| Run Aways | 0 | 1 | 1 | 6 | 9 | 15 | - |
| All Other Offenses (Except Traffic) | 12 | 2 | 14 | 38 | 5 | 43 | - |
| TOTAL OTHER OFFENSES | 13 | 5 | 18 | 51 | 15 | 66 | - |
| PARISH TOTAL | 32 | 5 | 37 | 69 | 18 | 87 | - |

| Classification Of Offenses | 1976 | | | 1977 | | | % Δ of Total Adult |
|--|------|--------|-------|------|--------|-------|-----------------------|
| | Male | Female | Total | Male | Female | Total | |
| <u>Adult</u> | | | | | | | |
| <u>Index Crimes</u> | | | | | | | |
| Criminal Homicide | 0 | 0 | 0 | 2 | 0 | 2 | - |
| Forcible Rape | 0 | 0 | 0 | 0 | 0 | 0 | - |
| Robbery | 0 | 0 | 0 | 1 | 0 | 1 | - |
| Aggravated Assault | 15 | 0 | 15 | 23 | 5 | 28 | - |
| Burglary | 27 | 2 | 29 | 22 | 1 | 23 | - |
| Larceny-Theft | 14 | 1 | 15 | 35 | 6 | 41 | - |
| Motor Vehicle Theft | 3 | 0 | 3 | 0 | 0 | 0 | - |
| TOTAL INDEX | 59 | 3 | 62 | 83 | 12 | 95 | 53.2 |
| Narcotic Drug Laws | 13 | 7 | 20 | 24 | 1 | 25 | - |
| Curfew and Loitering Law Violations | x | x | x | x | x | x | x |
| Run Aways | x | x | x | x | x | x | x |
| All Other Offenses (Except Traffic) | 188 | 22 | 210 | 274 | 23 | 297 | 41.4 |
| TOTAL OTHER OFFENSES | 201 | 29 | 230 | 298 | 24 | 322 | 40.0 |
| PARISH TOTAL | 260 | 32 | 292 | 381 | 36 | 417 | 42.8 |

SOURCE: Louisiana Criminal Justice Information System Division

TABLE 33
1976 AND 1977 ARRESTS IN IBERIA PARISH
BY AGE AND SEX

| Classification Of Offenses | <u>Juvenile</u> | | | | | | % Δ of Total Juv. |
|--|-----------------|--------|-------|------|--------|-------|----------------------|
| | 1976 | | | 1977 | | | |
| | Male | Female | Total | Male | Female | Total | |
| <u>Index Crimes</u> | | | | | | | |
| Criminal Homicide | 0 | 0 | 0 | 2 | 0 | 2 | - |
| Forcible Rape | 1 | 0 | 1 | 0 | 0 | 0 | - |
| Robbery | 0 | 0 | 0 | 0 | 0 | 0 | - |
| Aggravated Assault | 0 | 4 | 4 | 0 | 0 | 0 | - |
| Burglary | 21 | 0 | 21 | 19 | 1 | 20 | - |
| Larceny-Theft | 15 | 1 | 16 | 40 | 1 | 41 | - |
| Motor Vehicle Theft | 2 | 0 | 2 | 6 | 0 | 6 | - |
| TOTAL INDEX | 39 | 5 | 44 | 67 | 2 | 69 | - |
| Narcotic Drug Laws | 17 | 3 | 20 | 29 | 11 | 40 | - |
| Curfew and Loitering Law Violations | 4 | 2 | 6 | 5 | 1 | 6 | - |
| Run Aways | 15 | 27 | 42 | 19 | 36 | 55 | - |
| All Other Offenses (Except Traffic) | 25 | 2 | 27 | 47 | 5 | 52 | - |
| TOTAL OTHER OFFENSES | 61 | 34 | 95 | 100 | 53 | 153 | 61.1 |
| PARISH TOTAL | 100 | 39 | 139 | 167 | 55 | 222 | 59.7 |

| Classification Of Offenses | <u>Adult</u> | | | | | | % Δ of Total Adult |
|--|--------------|--------|-------|------|--------|-------|-----------------------|
| | 1976 | | | 1977 | | | |
| | Male | Female | Total | Male | Female | Total | |
| <u>Index Crimes</u> | | | | | | | |
| Criminal Homicide | 8 | 0 | 8 | 2 | 0 | 2 | - |
| Forcible Rape | 2 | 0 | 2 | 1 | 0 | 1 | - |
| Robbery | 5 | 2 | 7 | 0 | 0 | 0 | - |
| Aggravated Assault | 16 | 3 | 19 | 19 | 1 | 20 | - |
| Burglary | 21 | 0 | 21 | 30 | 0 | 30 | - |
| Larceny-Theft | 40 | 0 | 40 | 29 | 3 | 32 | - |
| Motor Vehicle Theft | 1 | 0 | 1 | 2 | 0 | 2 | - |
| TOTAL INDEX | 93 | 5 | 98 | 83 | 4 | 87 | -11.2 |
| Narcotic Drug Laws | 27 | 1 | 28 | 13 | 1 | 14 | - |
| Curfew and Loitering Law Violations | x | x | x | x | x | x | x |
| Run Aways | x | x | x | x | x | x | x |
| All Other Offenses (Except Traffic) | 245 | 38 | 283 | 280 | 85 | 365 | 29.0 |
| TOTAL OTHER OFFENSES | 272 | 39 | 311 | 293 | 86 | 379 | 21.9 |
| PARISH TOTAL | 365 | 44 | 409 | 376 | 90 | 466 | 13.9 |

SOURCE: Louisiana Criminal Justice Information System Division

TABLE 34
1976 AND 1977 ARRESTS FOR IBERVILLE PARISH
BY AGE AND SEX

| Classification Of Offenses | Juvenile | | | 1977 | | | % Δ of Total Juv. |
|--|----------|--------|-------|------|--------|-------|----------------------|
| | 1976 | 1976 | 1976 | 1977 | 1977 | 1977 | |
| | Male | Female | Total | Male | Female | Total | |
| <u>Index Crimes</u> | | | | | | | |
| Criminal Homicide | 0 | 0 | 0 | 0 | 0 | 0 | - |
| Forcible Rape | 1 | 0 | 1 | 0 | 0 | 0 | - |
| Robbery | 2 | 0 | 2 | 0 | 0 | 0 | - |
| Aggravated Assault | 1 | 1 | 2 | 3 | 0 | 3 | - |
| Burglary | 15 | 0 | 15 | 22 | 0 | 22 | - |
| Larceny-Theft | 50 | 6 | 56 | 48 | 15 | 63 | 12.5 |
| Motor Vehicle Theft | 2 | 0 | 2 | 1 | 0 | 1 | - |
| TOTAL INDEX | 71 | 7 | 78 | 74 | 15 | 89 | 14.1 |
| <u>Other Offenses</u> | | | | | | | |
| Narcotic Drug Laws | 8 | 0 | 8 | 14 | 1 | 15 | - |
| Curfew and Loitering Law Violations | 1 | 0 | 1 | 2 | 0 | 2 | - |
| Run Aways | 9 | 6 | 15 | 20 | 14 | 34 | - |
| All Other Offenses (Except Traffic) | 62 | 23 | 85 | 128 | 61 | 189 | 122.4 |
| TOTAL OTHER OFFENSES | 80 | 29 | 109 | 164 | 76 | 240 | 120.2 |
| PARISH TOTAL | 151 | 36 | 187 | 238 | 91 | 329 | 75.9 |

| Classification Of Offenses | Adult | | | 1977 | | | % Δ of Total Adult |
|--|-------|--------|-------|------|--------|-------|-----------------------|
| | 1976 | 1976 | 1976 | 1977 | 1977 | 1977 | |
| | Male | Female | Total | Male | Female | Total | |
| <u>Index Crimes</u> | | | | | | | |
| Criminal Homicide | 0 | 0 | 0 | 2 | 0 | 2 | - |
| Forcible Rape | 6 | 0 | 6 | 8 | 0 | 8 | - |
| Robbery | 7 | 0 | 7 | 1 | 0 | 1 | - |
| Aggravated Assault | 82 | 24 | 106 | 60 | 9 | 69 | -34.9 |
| Burglary | 58 | 2 | 60 | 54 | 0 | 54 | -10.0 |
| Larceny-Theft | 88 | 43 | 131 | 62 | 13 | 75 | -42.7 |
| Motor Vehicle Theft | 0 | 0 | 0 | 1 | 0 | 1 | - |
| TOTAL INDEX | 241 | 69 | 310 | 188 | 22 | 210 | -32.3 |
| <u>Other Offenses</u> | | | | | | | |
| Narcotic Drug Laws | 89 | 15 | 104 | 99 | 6 | 105 | 1.0 |
| Curfew and Loitering Law Violations | x | x | x | x | x | x | x |
| Run Aways | x | x | x | x | x | x | x |
| All Other Offenses (Except Traffic) | 374 | 59 | 433 | 552 | 65 | 617 | 42.5 |
| TOTAL OTHER OFFENSES | 463 | 74 | 537 | 651 | 71 | 722 | 34.5 |
| PARISH TOTAL | 704 | 143 | 847 | 839 | 93 | 932 | 10.0 |

SOURCE: Louisiana Criminal Justice Information System Division

TABLE 35
1976 AND 1977 ARRESTS FOR JACKSON PARISH
BY AGE AND SEX

| Classification Of Offenses | Juvenile | | | 1977 | | | % Δ of Total Juv. |
|--|----------|--------|-------|------|--------|-------|----------------------|
| | 1976 | 1976 | 1976 | 1977 | 1977 | 1977 | |
| | Male | Female | Total | Male | Female | Total | |
| <u>Index Crimes</u> | | | | | | | |
| Criminal Homicide | 0 | 0 | 0 | 0 | 1 | 1 | - |
| Forcible Rape | 0 | 0 | 0 | 0 | 0 | 0 | - |
| Robbery | 0 | 0 | 0 | 0 | 0 | 0 | - |
| Aggravated Assault | 5 | 0 | 5 | 0 | 1 | 1 | - |
| Burglary | 5 | 0 | 5 | 5 | 0 | 5 | - |
| Larceny-Theft | 5 | 0 | 5 | 9 | 0 | 9 | - |
| Motor Vehicle Theft | 0 | 0 | 0 | 1 | 0 | 1 | - |
| TOTAL INDEX | 15 | 0 | 15 | 15 | 2 | 17 | - |
| Narcotic Drug Laws | 0 | 0 | 0 | 0 | 1 | 1 | - |
| Curfew and Loitering | | | | | | | |
| Law Violations | 0 | 0 | 0 | 0 | 0 | 0 | - |
| Run Aways | 0 | 0 | 0 | 0 | 0 | 0 | - |
| All Other Offenses (Except Traffic) | 1 | 1 | 2 | 4 | 1 | 5 | - |
| TOTAL OTHER OFFENSES | 1 | 1 | 2 | 4 | 2 | 6 | - |
| PARISH TOTAL | 16 | 1 | 17 | 19 | 4 | 23 | - |

| Classification Of Offenses | Adult | | | 1977 | | | % Δ of Total Adult |
|--|-------|--------|-------|------|--------|-------|-----------------------|
| | 1976 | 1976 | 1976 | 1977 | 1977 | 1977 | |
| | Male | Female | Total | Male | Female | Total | |
| <u>Index Crimes</u> | | | | | | | |
| Criminal Homicide | 1 | 0 | 1 | 3 | 3 | 6 | - |
| Forcible Rape | 3 | 0 | 3 | 1 | 0 | 1 | - |
| Robbery | 0 | 0 | 0 | 1 | 0 | 1 | - |
| Aggravated Assault | 25 | 3 | 28 | 25 | 3 | 28 | - |
| Burglary | 16 | 0 | 16 | 7 | 0 | 7 | - |
| Larceny-Theft | 28 | 9 | 37 | 31 | 11 | 42 | - |
| Motor Vehicle Theft | 3 | 0 | 3 | 3 | 2 | 5 | - |
| TOTAL INDEX | 76 | 12 | 88 | 71 | 19 | 90 | 2.3 |
| Narcotic Drug Laws | 11 | 0 | 11 | 11 | 2 | 13 | - |
| Curfew and Loitering | | | | | | | |
| Law Violations | x | x | x | x | x | x | x |
| Run Aways | x | x | x | x | x | x | x |
| All Other Offenses (Except Traffic) | 165 | 31 | 196 | 227 | 39 | 266 | 35.7 |
| TOTAL OTHER OFFENSES | 176 | 31 | 207 | 238 | 41 | 279 | 34.8 |
| PARISH TOTAL | 252 | 43 | 295 | 309 | 60 | 369 | 25.1 |

SOURCE: Louisiana Criminal Justice Information System Division

TABLE 36

1976 AND 1977 ARRESTS FOR JEFFERSON PARISH
BY AGE AND SEX

| Classification Of Offenses | 1976 | | | 1977 | | | % Δ of Total Juv. |
|--|-------|--------|-------|-------|--------|-------|----------------------|
| | Male | Female | Total | Male | Female | Total | |
| <u>Juvenile</u> | | | | | | | |
| <u>Index Crimes</u> | | | | | | | |
| Criminal Homicide | 0 | 0 | 0 | 1 | 1 | 2 | - |
| Forcible Rape | 2 | 0 | 2 | 6 | 0 | 6 | - |
| Robbery | 29 | 3 | 32 | 22 | 2 | 24 | - |
| Aggravated Assault | 99 | 14 | 113 | 94 | 19 | 113 | - |
| Burglary | 663 | 11 | 674 | 412 | 12 | 424 | -37.1 |
| Larceny-Theft | 540 | 207 | 747 | 596 | 203 | 799 | 7.0 |
| Motor Vehicle Theft | 36 | 0 | 36 | 69 | 5 | 74 | - |
| TOTAL INDEX | 1,369 | 235 | 1,604 | 1,200 | 242 | 1,442 | -10.1 |
| Narcotic Drug Laws | 148 | 41 | 189 | 147 | 61 | 208 | 10.1 |
| Curfew and Loitering Law Violations | 352 | 109 | 461 | 325 | 106 | 431 | - 6.5 |
| Run Aways | 156 | 196 | 352 | 183 | 238 | 421 | 19.6 |
| All Other Offenses (Except Traffic) | 926 | 252 | 1,178 | 1,082 | 243 | 1,325 | 12.5 |
| TOTAL OTHER OFFENSES | 1,582 | 598 | 2,180 | 1,737 | 648 | 2,385 | 9.4 |
| PARISH TOTAL | 2,951 | 833 | 3,784 | 2,937 | 890 | 3,827 | 1.1 |

| Classification Of Offenses | 1976 | | | 1977 | | | % Δ of Total Adult |
|--|--------|--------|--------|--------|--------|--------|-----------------------|
| | Male | Female | Total | Male | Female | Total | |
| <u>Adult</u> | | | | | | | |
| <u>Index Crimes</u> | | | | | | | |
| Criminal Homicide | 23 | 10 | 33 | 42 | 9 | 51 | - |
| Forcible Rape | 44 | 0 | 44 | 53 | 0 | 53 | - |
| Robbery | 171 | 8 | 179 | 149 | 17 | 166 | - 7.3 |
| Aggravated Assault | 463 | 80 | 543 | 533 | 80 | 613 | 12.9 |
| Burglary | 512 | 22 | 534 | 541 | 21 | 562 | 5.2 |
| Larceny-Theft | 1,270 | 731 | 2,001 | 1,088 | 760 | 1,848 | - 7.6 |
| Motor Vehicle Theft | 50 | 3 | 53 | 104 | 3 | 107 | 101.9 |
| TOTAL INDEX | 2,533 | 854 | 3,387 | 2,510 | 890 | 3,400 | 0.4 |
| Narcotic Drug Laws | 1,068 | 248 | 1,316 | 1,253 | 178 | 1,431 | 8.7 |
| Curfew and Loitering Law Violations | x | x | x | x | x | x | x |
| Run Aways | x | x | x | x | x | x | x |
| All Other Offenses (Except Traffic) | 6,845 | 1,234 | 8,079 | 7,643 | 1,246 | 8,889 | 10.0 |
| TOTAL OTHER OFFENSES | 7,913 | 1,482 | 9,395 | 8,896 | 1,424 | 10,320 | 9.9 |
| PARISH TOTAL | 10,446 | 2,336 | 12,782 | 11,406 | 2,314 | 13,720 | 7.3 |

SOURCE: Louisiana Criminal Justice Information System Division

TABLE 37
1976 AND 1977 ARRESTS FOR JEFFERSON DAVIS PARISH
BY AGE AND SEX

| Classification Of Offenses | <u>Juvenile</u> | | | | | | % Δ of Total Juv. |
|--|-----------------|--------|-------|------|--------|-------|----------------------|
| | 1976 | | | 1977 | | | |
| | Male | Female | Total | Male | Female | Total | |
| <u>Index Crimes</u> | | | | | | | |
| Criminal Homicide | 0 | 0 | 0 | 0 | 0 | 0 | - |
| Forcible Rape | 0 | 0 | 0 | 1 | 0 | 1 | - |
| Robbery | 0 | 0 | 0 | 0 | 0 | 0 | - |
| Aggravated Assault | 0 | 0 | 0 | 2 | 0 | 2 | - |
| Burglary | 14 | 0 | 14 | 6 | 0 | 6 | - |
| Larceny-Theft | 21 | 5 | 26 | 30 | 3 | 33 | - |
| Motor Vehicle Theft | 1 | 0 | 1 | 0 | 0 | 0 | - |
| TOTAL INDEX | 36 | 5 | 41 | 39 | 3 | 42 | - |
| Narcotic Drug Laws | 5 | 2 | 7 | 3 | 5 | 8 | - |
| Curfew and Loitering Law Violations | 3 | 0 | 3 | 6 | 2 | 8 | - |
| Run Aways | 8 | 12 | 20 | 9 | 9 | 18 | - |
| All Other Offenses (Except Traffic) | 48 | 9 | 57 | 50 | 5 | 55 | -3.5 |
| TOTAL OTHER OFFENSES | 64 | 23 | 87 | 68 | 21 | 89 | 2.3 |
| PARISH TOTAL | 100 | 28 | 128 | 107 | 24 | 131 | 2.3 |

| Classification Of Offenses | <u>Adult</u> | | | | | | % Δ of Total Adult |
|--|--------------|--------|-------|------|--------|-------|-----------------------|
| | 1976 | | | 1977 | | | |
| | Male | Female | Total | Male | Female | Total | |
| <u>Index Crimes</u> | | | | | | | |
| Criminal Homicide | 1 | 0 | 1 | 4 | 0 | 4 | - |
| Forcible Rape | 0 | 0 | 0 | 7 | 0 | 7 | - |
| Robbery | 4 | 0 | 4 | 0 | 0 | 0 | - |
| Aggravated Assault | 18 | 0 | 18 | 4 | 2 | 6 | - |
| Burglary | 21 | 1 | 22 | 26 | 0 | 26 | - |
| Larceny-Theft | 30 | 5 | 35 | 37 | 7 | 44 | - |
| Motor Vehicle Theft | 2 | 0 | 2 | 7 | 0 | 7 | - |
| TOTAL INDEX | 76 | 6 | 82 | 85 | 9 | 94 | 14.6 |
| Narcotic Drug Laws | 26 | 2 | 28 | 19 | 2 | 21 | - |
| Curfew and Loitering Law Violations | x | x | x | x | x | x | x |
| Run Aways | x | x | x | x | x | x | x |
| All Other Offenses (Except Traffic) | 132 | 20 | 152 | 167 | 14 | 181 | 19.1 |
| TOTAL OTHER OFFENSES | 158 | 22 | 180 | 186 | 16 | 202 | 12.2 |
| PARISH TOTAL | 234 | 28 | 262 | 271 | 25 | 296 | 13.0 |

SOURCE: Louisiana Criminal Justice Information System Division

TABLE 38
1976 AND 1977 ARRESTS IN LAFAYETTE PARISH
BY AGE AND SEX

| Classification Of Offenses | Juvenile | | | 1977 | | | % Δ of Total Juv. |
|--|----------|--------|-------|------|--------|-------|----------------------|
| | 1976 | | | Male | Female | Total | |
| | Male | Female | Total | | | | |
| <u>Index Crimes</u> | | | | | | | |
| Criminal Homicide | 0 | 0 | 0 | 0 | 0 | 0 | - |
| Forcible Rape | 4 | 0 | 4 | 1 | 0 | 1 | - |
| Robbery | 7 | 0 | 7 | 12 | 0 | 12 | - |
| Aggravated Assault | 25 | 7 | 32 | 17 | 2 | 19 | - |
| Burglary | 98 | 7 | 105 | 112 | 10 | 122 | 16.2 |
| Larceny-Theft | 203 | 81 | 284 | 176 | 72 | 248 | -12.7 |
| Motor Vehicle Theft | 27 | 2 | 29 | 53 | 8 | 61 | - |
| TOTAL INDEX | 364 | 97 | 461 | 371 | 92 | 463 | 0.4 |
| <u>Other Offenses</u> | | | | | | | |
| Narcotic Drug Laws Curfew and Loitering Law Violations | 34 | 3 | 37 | 38 | 9 | 47 | - |
| Run Aways | 0 | 0 | 0 | 1 | 1 | 2 | - |
| All Other Offenses (Except Traffic) | 71 | 99 | 170 | 141 | 124 | 265 | 55.9 |
| TOTAL OTHER OFFENSES | 299 | 97 | 396 | 301 | 98 | 399 | 0.8 |
| PARISH TOTAL | 404 | 199 | 603 | 481 | 232 | 713 | 18.2 |
| PARISH TOTAL | 768 | 296 | 1,064 | 852 | 324 | 1,176 | 10.5 |

| Classification Of Offenses | Adult | | | 1977 | | | % Δ of Total Adult |
|--|-------|--------|-------|-------|--------|-------|-----------------------|
| | 1976 | | | Male | Female | Total | |
| | Male | Female | Total | | | | |
| <u>Index Crimes</u> | | | | | | | |
| Criminal Homicide | 9 | 2 | 11 | 7 | 0 | 7 | - |
| Forcible Rape | 12 | 0 | 12 | 19 | 0 | 19 | - |
| Robbery | 24 | 1 | 25 | 16 | 0 | 16 | - |
| Aggravated Assault | 91 | 10 | 101 | 100 | 13 | 113 | 11.9 |
| Burglary | 132 | 1 | 133 | 110 | 7 | 117 | -12.0 |
| Larceny-Theft | 305 | 203 | 508 | 228 | 161 | 389 | -23.4 |
| Motor Vehicle Theft | 24 | 0 | 24 | 58 | 5 | 63 | - |
| TOTAL INDEX | 597 | 217 | 814 | 538 | 186 | 724 | -11.1 |
| <u>Other Offenses</u> | | | | | | | |
| Narcotic Drug Laws Curfew and Loitering Law Violations | 219 | 29 | 248 | 255 | 39 | 294 | 18.5 |
| Run Aways | x | x | x | x | x | x | x |
| All Other Offenses (Except Traffic) | x | x | x | x | x | x | x |
| TOTAL OTHER OFFENSES | 1,936 | 285 | 2,221 | 2,022 | 227 | 2,249 | 1.3 |
| PARISH TOTAL | 2,155 | 314 | 2,469 | 2,277 | 266 | 2,543 | 3.0 |
| PARISH TOTAL | 2,752 | 531 | 3,283 | 2,815 | 452 | 3,267 | -0.5 |

SOURCE: Louisiana Criminal Justice Information System Division

TABLE 39
1976 AND 1977 ARRESTS IN LAFOURCHE PARISH
BY AGE AND SEX

| Classification Of Offenses | Juvenile | | | 1977 | | | % Δ of Total Juv. |
|--|----------|--------|-------|------|--------|-------|----------------------|
| | 1976 | 1976 | 1976 | 1977 | 1977 | 1977 | |
| | Male | Female | Total | Male | Female | Total | |
| <u>Index Crimes</u> | | | | | | | |
| Criminal Homicide | 0 | 0 | 0 | 2 | 0 | 2 | - |
| Forcible Rape | 0 | 0 | 0 | 0 | 0 | 0 | - |
| Robbery | 4 | 0 | 4 | 2 | 1 | 3 | - |
| Aggravated Assault | 11 | 0 | 11 | 6 | 0 | 6 | - |
| Burglary | 49 | 1 | 50 | 39 | 12 | 51 | 2.0 |
| Larceny-Theft | 90 | 12 | 102 | 71 | 25 | 96 | -5.9 |
| Motor Vehicle Theft | 7 | 0 | 7 | 14 | 0 | 14 | - |
| TOTAL INDEX | 161 | 13 | 174 | 134 | 38 | 172 | -1.1 |
| Narcotic Drug Laws | 18 | 1 | 19 | 38 | 2 | 40 | - |
| Curfew and Loitering Law Violations | 0 | 0 | 0 | 3 | 0 | 3 | - |
| Run Aways | 16 | 20 | 36 | 19 | 30 | 49 | - |
| All Other Offenses (Except Traffic) | 73 | 10 | 83 | 109 | 23 | 132 | 59.0 |
| TOTAL OTHER OFFENSES | 107 | 31 | 138 | 169 | 55 | 224 | 62.3 |
| PARISH TOTAL | 268 | 44 | 312 | 303 | 93 | 396 | 26.9 |

| Classification Of Offenses | Adult | | | 1977 | | | % Δ of Total Adult |
|--|-------|--------|-------|-------|--------|-------|-----------------------|
| | 1976 | 1976 | 1976 | 1977 | 1977 | 1977 | |
| | Male | Female | Total | Male | Female | Total | |
| <u>Index Crimes</u> | | | | | | | |
| Criminal Homicide | 2 | 1 | 3 | 9 | 1 | 10 | - |
| Forcible Rape | 2 | 0 | 2 | 4 | 0 | 4 | - |
| Robbery | 20 | 0 | 20 | 6 | 4 | 10 | - |
| Aggravated Assault | 116 | 20 | 136 | 78 | 21 | 99 | -27.2 |
| Burglary | 98 | 2 | 100 | 130 | 4 | 134 | 34.0 |
| Larceny-Theft | 192 | 82 | 274 | 206 | 126 | 332 | 21.2 |
| Motor Vehicle Theft | 20 | 0 | 20 | 14 | 5 | 19 | - |
| TOTAL INDEX | 450 | 105 | 555 | 447 | 161 | 608 | 9.5 |
| Narcotic Drug Laws | 138 | 11 | 149 | 182 | 23 | 205 | 37.6 |
| Curfew and Loitering Law Violations | x | x | x | x | x | x | x |
| Run Aways | x | x | x | x | x | x | x |
| All Other Offenses (Except Traffic) | 1,247 | 122 | 1,369 | 1,543 | 194 | 1,737 | 26.9 |
| TOTAL OTHER OFFENSES | 1,385 | 133 | 1,518 | 1,725 | 217 | 1,942 | 27.9 |
| PARISH TOTAL | 1,835 | 238 | 2,073 | 2,172 | 378 | 2,550 | 23.0 |

SOURCE: Louisiana Criminal Justice Information System Division

TABLE 40
1976 AND 1977 ARRESTS IN LASALLE PARISH
BY AGE AND SEX

| Classification Of Offenses | Juvenile | | | 1977 | | | % Δ of Total Juv. |
|--|----------|--------|-------|------|--------|-------|----------------------|
| | 1976 | | | Male | Female | Total | |
| | Male | Female | Total | Male | Female | Total | |
| <u>Index Crimes</u> | | | | | | | |
| Criminal Homicide | 0 | 0 | 0 | 0 | 0 | 0 | - |
| Forcible Rape | 0 | 0 | 0 | 0 | 0 | 0 | - |
| Robbery | 0 | 0 | 0 | 0 | 0 | 0 | - |
| Aggravated Assault | 0 | 0 | 0 | 0 | 0 | 0 | - |
| Burglary | 3 | 0 | 3 | 1 | 0 | 1 | - |
| Larceny-Theft | 2 | 4 | 6 | 0 | 0 | 0 | - |
| Motor Vehicle Theft | 1 | 2 | 3 | 0 | 0 | 0 | - |
| TOTAL INDEX | 6 | 6 | 12 | 1 | 0 | 1 | - |
| Narcotic Drug Laws | 0 | 3 | 3 | 2 | 0 | 2 | - |
| Curfew and Loitering Law Violations | 0 | 0 | 0 | 0 | 0 | 0 | - |
| Run Aways | 0 | 0 | 0 | 0 | 0 | 0 | - |
| All Other Offenses (Except Traffic) | 1 | 0 | 1 | 2 | 1 | 3 | - |
| TOTAL OTHER OFFENSES | 1 | 3 | 4 | 4 | 1 | 5 | - |
| PARISH TOTAL | 7 | 9 | 16 | 5 | 1 | 6 | - |

| Classification Of Offenses | Adult | | | 1977 | | | % Δ of Total Adult |
|--|-------|--------|-------|------|--------|-------|-----------------------|
| | 1976 | | | Male | Female | Total | |
| | Male | Female | Total | Male | Female | Total | |
| <u>Index Crimes</u> | | | | | | | |
| Criminal Homicide | 0 | 0 | 0 | 1 | 0 | 1 | - |
| Forcible Rape | 0 | 0 | 0 | 0 | 0 | 0 | - |
| Robbery | 0 | 0 | 0 | 0 | 0 | 0 | - |
| Aggravated Assault | 53 | 5 | 58 | 8 | 3 | 11 | - |
| Burglary | 38 | 2 | 40 | 28 | 2 | 30 | - |
| Larceny-Theft | 15 | 6 | 21 | 15 | 3 | 18 | - |
| Motor Vehicle Theft | 1 | 0 | 1 | 0 | 0 | 0 | - |
| TOTAL INDEX | 107 | 13 | 120 | 52 | 8 | 60 | -50.0 |
| Narcotic Drug Laws | 2 | 0 | 2 | 49 | 4 | 53 | - |
| Curfew and Loitering Law Violations | x | x | x | x | x | x | x |
| Run Aways | x | x | x | x | x | x | x |
| All Other Offenses (Except Traffic) | 194 | 49 | 243 | 129 | 27 | 156 | -35.8 |
| TOTAL OTHER OFFENSES | 196 | 49 | 245 | 178 | 31 | 209 | -14.7 |
| PARISH TOTAL | 303 | 62 | 365 | 230 | 39 | 269 | -26.3 |

SOURCE: Louisiana Criminal Justice Information System Division

TABLE 41
1976 AND 1977 ARRESTS IN LINCOLN PARISH
BY AGE AND SEX

| Classification Of Offenses | <u>Juvenile</u> | | | | | | % Δ of Total Juv. |
|--|-----------------|--------|-------|------|--------|-------|-----------------------------|
| | 1976 | | | 1977 | | | |
| | Male | Female | Total | Male | Female | Total | |
| <u>Index Crimes</u> | | | | | | | |
| Criminal Homicide | 0 | 0 | 0 | 0 | 0 | 0 | - |
| Forcible Rape | 0 | 0 | 0 | 0 | 0 | 0 | - |
| Robbery | 0 | 0 | 0 | 0 | 0 | 0 | - |
| Aggravated Assault | 2 | 2 | 4 | 1 | 0 | 1 | - |
| Burglary | 25 | 0 | 25 | 23 | 4 | 27 | - |
| Larceny-Theft | 47 | 8 | 55 | 33 | 16 | 49 | - |
| Motor Vehicle Theft | 3 | 1 | 4 | 0 | 0 | 0 | - |
| TOTAL INDEX | 77 | 11 | 88 | 57 | 20 | 77 | -12.5 |
| Narcotic Drug Laws | 0 | 0 | 0 | 4 | 0 | 4 | - |
| Curfew and Loitering Law Violations | 0 | 0 | 0 | 0 | 0 | 0 | - |
| Run Aways | 4 | 9 | 13 | 7 | 6 | 13 | - |
| All Other Offenses (Except Traffic) | 30 | 4 | 34 | 20 | 7 | 27 | - |
| TOTAL OTHER OFFENSES | 34 | 13 | 47 | 31 | 13 | 44 | - |
| PARISH TOTAL | 111 | 24 | 135 | 88 | 33 | 121 | -10.4 |

| Classification Of Offenses | <u>Adult</u> | | | | | | % Δ of Total Adult |
|--|--------------|--------|-------|------|--------|-------|------------------------------|
| | 1976 | | | 1977 | | | |
| | Male | Female | Total | Male | Female | Total | |
| <u>Index Crimes</u> | | | | | | | |
| Criminal Homicide | 8 | 0 | 8 | 1 | 1 | 2 | - |
| Forcible Rape | 5 | 0 | 5 | 2 | 1 | 3 | - |
| Robbery | 5 | 2 | 7 | 4 | 0 | 4 | - |
| Aggravated Assault | 44 | 7 | 51 | 48 | 7 | 55 | 7.8 |
| Burglary | 48 | 1 | 49 | 37 | 1 | 38 | - |
| Larceny-Theft | 93 | 36 | 129 | 108 | 66 | 174 | 34.9 |
| Motor Vehicle Theft | 6 | 0 | 6 | 3 | 0 | 3 | - |
| TOTAL INDEX | 209 | 46 | 255 | 203 | 76 | 279 | 9.4 |
| Narcotic Drug Laws | 13 | 2 | 15 | 23 | 4 | 27 | - |
| Curfew and Loitering Law Violations | x | x | x | x | x | x | x |
| Run Aways | x | x | x | x | x | x | x |
| All Other Offenses (Except Traffic) | 577 | 80 | 657 | 740 | 120 | 860 | 30.9 |
| TOTAL OTHER OFFENSES | 590 | 82 | 672 | 763 | 124 | 887 | 32.0 |
| PARISH TOTAL | 799 | 128 | 927 | 966 | 200 | 1,166 | 25.8 |

SOURCE: Louisiana Criminal Justice Information System Division

TABLE 42
1976 AND 1977 ARRESTS IN LIVINGSTON PARISH
BY AGE AND SEX

| Classification Of Offenses | Juvenile | | | 1977 | | | % Δ of Total Juv. |
|--|----------|--------|-------|------|--------|-------|----------------------|
| | 1976 | 1976 | 1976 | 1977 | 1977 | 1977 | |
| | Male | Female | Total | Male | Female | Total | |
| <u>Index Crimes</u> | | | | | | | |
| Criminal Homicide | 0 | 0 | 0 | 0 | 0 | 0 | - |
| Forcible Rape | 0 | 0 | 0 | 0 | 0 | 0 | - |
| Robbery | 0 | 0 | 0 | 0 | 0 | 0 | - |
| Aggravated Assault | 5 | 0 | 5 | 2 | 0 | 2 | - |
| Burglary | 29 | 4 | 33 | 33 | 6 | 39 | - |
| Larceny-Theft | 16 | 13 | 29 | 38 | 10 | 48 | - |
| Motor Vehicle Theft | 1 | 0 | 1 | 0 | 0 | 0 | - |
| TOTAL INDEX | 51 | 17 | 68 | 73 | 16 | 89 | 30.9 |
| Narcotic Drug Laws | 9 | 0 | 9 | 8 | 1 | 9 | - |
| Curfew and Loitering Law Violations | 1 | 0 | 1 | 5 | 6 | 11 | - |
| Run Aways | 13 | 13 | 26 | 14 | 16 | 30 | - |
| All Other Offenses (Except Traffic) | 60 | 16 | 76 | 68 | 13 | 81 | 6.6 |
| TOTAL OTHER OFFENSES | 83 | 29 | 112 | 95 | 36 | 131 | 17.0 |
| PARISH TOTAL | 134 | 46 | 180 | 168 | 52 | 220 | 22.2 |

| Classification Of Offenses | Adult | | | 1977 | | | % Δ of Total Adult |
|--|-------|--------|-------|-------|--------|-------|-----------------------|
| | 1976 | 1976 | 1976 | 1977 | 1977 | 1977 | |
| | Male | Female | Total | Male | Female | Total | |
| <u>Index Crimes</u> | | | | | | | |
| Criminal Homicide | 7 | 1 | 8 | 4 | 0 | 4 | - |
| Forcible Rape | 4 | 0 | 4 | 0 | 0 | 0 | - |
| Robbery | 4 | 1 | 5 | 3 | 2 | 5 | - |
| Aggravated Assault | 80 | 21 | 101 | 82 | 20 | 102 | 1.0 |
| Burglary | 108 | 2 | 110 | 103 | 5 | 108 | -1.8 |
| Larceny-Theft | 142 | 31 | 173 | 202 | 42 | 244 | 41.0 |
| Motor Vehicle Theft | 2 | 0 | 2 | 6 | 1 | 7 | - |
| TOTAL INDEX | 347 | 56 | 403 | 400 | 70 | 470 | 16.6 |
| Narcotic Drug Laws | 43 | 7 | 50 | 69 | 4 | 73 | 46.0 |
| Curfew and Loitering Law Violations | x | x | x | x | x | x | x |
| Run Aways | x | x | x | x | x | x | x |
| All Other Offenses (Except Traffic) | 830 | 115 | 945 | 1,077 | 155 | 1,232 | 30.4 |
| TOTAL OTHER OFFENSES | 873 | 122 | 995 | 1,146 | 159 | 1,305 | 31.2 |
| PARISH TOTAL | 1,220 | 178 | 1,398 | 1,546 | 229 | 1,775 | 27.0 |

SOURCE: Louisiana Criminal Justice Information System Division

TABLE 43
1976 AND 1977 ARRESTS IN MADISON PARISH
BY AGE AND SEX

| Classification Of Offenses | <u>Juvenile</u> | | | | | | % Δ of Total Juv. |
|--|-----------------|--------|-------|------|--------|-------|----------------------|
| | 1976 | | | 1977 | | | |
| | Male | Female | Total | Male | Female | Total | |
| <u>Index Crimes</u> | | | | | | | |
| Criminal Homicide | 0 | 0 | 0 | 1 | 0 | 1 | - |
| Forcible Rape | 0 | 0 | 0 | 2 | 0 | 2 | - |
| Robbery | 0 | 0 | 0 | 1 | 0 | 1 | - |
| Aggravated Assault | 3 | 3 | 6 | 0 | 0 | 0 | - |
| Burglary | 4 | 0 | 4 | 10 | 0 | 10 | - |
| Larceny-Theft | 14 | 1 | 15 | 5 | 2 | 7 | - |
| Motor Vehicle Theft | 0 | 0 | 0 | 2 | 0 | 2 | - |
| TOTAL INDEX | 21 | 4 | 25 | 21 | 2 | 23 | - |
| Narcotic Drug Laws | 1 | 0 | 1 | 0 | 0 | 0 | - |
| Curfew and Loitering Law Violations | 0 | 0 | 0 | 0 | 0 | 0 | - |
| Run Aways | 4 | 2 | 6 | 6 | 0 | 6 | - |
| All Other Offenses (Except Traffic) | 5 | 4 | 9 | 9 | 2 | 11 | - |
| TOTAL OTHER OFFENSES | 10 | 6 | 16 | 15 | 2 | 17 | - |
| PARISH TOTAL | 31 | 10 | 41 | 36 | 4 | 40 | - |

| Classification Of Offenses | <u>Adult</u> | | | | | | % Δ of Total Adult |
|--|--------------|--------|-------|------|--------|-------|-----------------------|
| | 1976 | | | 1977 | | | |
| | Male | Female | Total | Male | Female | Total | |
| <u>Index Crimes</u> | | | | | | | |
| Criminal Homicide | 3 | 2 | 5 | 3 | 3 | 6 | - |
| Forcible Rape | 2 | 0 | 2 | 1 | 0 | 1 | - |
| Robbery | 7 | 0 | 7 | 3 | 0 | 3 | - |
| Aggravated Assault | 70 | 39 | 109 | 53 | 13 | 66 | -39.4 |
| Burglary | 43 | 1 | 44 | 39 | 0 | 39 | - |
| Larceny-Theft | 41 | 33 | 74 | 45 | 17 | 62 | -16.2 |
| Motor Vehicle Theft | 4 | 0 | 4 | 4 | 0 | 4 | - |
| TOTAL INDEX | 170 | 75 | 245 | 148 | 33 | 181 | -26.1 |
| Narcotic Drug Laws | 17 | 4 | 21 | 14 | 7 | 21 | - |
| Curfew and Loitering Law Violations | x | x | x | x | x | x | x |
| Run Aways | x | x | x | x | x | x | x |
| All Other Offenses (Except Traffic) | 550 | 111 | 661 | 559 | 109 | 668 | 1.1 |
| TOTAL OTHER OFFENSES | 567 | 115 | 682 | 573 | 116 | 689 | 1.0 |
| PARISH TOTAL | 737 | 190 | 927 | 721 | 149 | 870 | -6.1 |

SOURCE: Louisiana Criminal Justice Information System Division

TABLE 44

1976 AND 1977 ARRESTS IN MOREHOUSE PARISH

BY AGE AND SEX

| Classification Of Offenses | Juvenile | | | 1977 | | | % Δ of Total Juv. |
|--|----------|--------|-------|------|--------|-------|----------------------|
| | 1976 | | | 1977 | | | |
| | Male | Female | Total | Male | Female | Total | |
| <u>Index Crimes</u> | | | | | | | |
| Criminal Homicide | 0 | 0 | 0 | 0 | 0 | 0 | - |
| Forcible Rape | 0 | 0 | 0 | 0 | 0 | 0 | - |
| Robbery | 0 | 0 | 0 | 0 | 1 | 1 | - |
| Aggravated Assault | 2 | 0 | 2 | 0 | 0 | 0 | - |
| Burglary | 21 | 0 | 21 | 29 | 1 | 30 | - |
| Larceny-Theft | 48 | 8 | 56 | 35 | 17 | 52 | -7.1 |
| Motor Vehicle Theft | 2 | 0 | 2 | 3 | 0 | 3 | - |
| TOTAL INDEX | 73 | 8 | 81 | 67 | 19 | 86 | 6.2 |
| Narcotic Drug Laws | 3 | 3 | 6 | 12 | 2 | 14 | - |
| Curfew and Loitering Law Violations | 0 | 0 | 0 | 0 | 0 | 0 | - |
| Run Aways | 1 | 4 | 5 | 8 | 12 | 20 | - |
| All Other Offenses (Except Traffic) | 35 | 5 | 40 | 21 | 4 | 25 | - |
| TOTAL OTHER OFFENSES | 39 | 12 | 51 | 41 | 18 | 59 | 15.7 |
| PARISH TOTAL | 112 | 20 | 132 | 108 | 37 | 145 | 9.8 |

| Classification Of Offenses | Adult | | | 1977 | | | % Δ of Total Adult |
|--|-------|--------|-------|-------|--------|-------|-----------------------|
| | 1976 | | | 1977 | | | |
| | Male | Female | Total | Male | Female | Total | |
| <u>Index Crimes</u> | | | | | | | |
| Criminal Homicide | 2 | 1 | 3 | 3 | 0 | 3 | - |
| Forcible Rape | 1 | 0 | 1 | 4 | 0 | 4 | - |
| Robbery | 2 | 0 | 2 | 3 | 0 | 3 | - |
| Aggravated Assault | 24 | 12 | 36 | 39 | 3 | 42 | - |
| Burglary | 29 | 2 | 31 | 40 | 0 | 40 | - |
| Larceny-Theft | 58 | 34 | 92 | 84 | 39 | 123 | 33.7 |
| Motor Vehicle Theft | 4 | 0 | 4 | 3 | 0 | 3 | - |
| TOTAL INDEX | 120 | 49 | 169 | 176 | 42 | 218 | 29.0 |
| Narcotic Drug Laws | 41 | 7 | 48 | 71 | 5 | 76 | - |
| Curfew and Loitering Law Violations | x | x | x | x | x | x | x |
| Run Aways | x | x | x | x | x | x | x |
| All Other Offenses (Except Traffic) | 799 | 142 | 941 | 853 | 163 | 1,016 | 8.0 |
| TOTAL OTHER OFFENSES | 840 | 149 | 989 | 924 | 168 | 1,092 | 10.4 |
| PARISH TOTAL | 960 | 198 | 1,158 | 1,100 | 210 | 1,310 | 13.1 |

SOURCE: Louisiana Criminal Justice Information System Division

TABLE 45
1976 AND 1977 ARRESTS IN NATCHITOCHE PARISH
BY AGE AND SEX

| Classification Of Offenses | Juvenile | | | 1977 | | | % Δ of Total Juv. |
|--|----------|--------|-------|------|--------|-------|----------------------|
| | 1976 | 1976 | 1976 | 1977 | 1977 | 1977 | |
| | Male | Female | Total | Male | Female | Total | |
| <u>Index Crimes</u> | | | | | | | |
| Criminal Homicide | 0 | 0 | 0 | 0 | 0 | 0 | - |
| Forcible Rape | 0 | 0 | 0 | 0 | 0 | 0 | - |
| Robbery | 0 | 0 | 0 | 1 | 0 | 1 | - |
| Aggravated Assault | 0 | 0 | 0 | 3 | 0 | 3 | - |
| Burglary | 0 | 0 | 0 | 8 | 3 | 11 | - |
| Larceny-Theft | 1 | 1 | 2 | 16 | 4 | 20 | - |
| Motor Vehicle Theft | 0 | 0 | 0 | 2 | 0 | 2 | - |
| TOTAL INDEX | 1 | 1 | 2 | 30 | 7 | 37 | - |
| Narcotic Drug Laws | 0 | 0 | 0 | 7 | 1 | 8 | - |
| Curfew and Loitering Law Violations | 0 | 0 | 0 | 0 | 0 | 0 | - |
| Run Aways | 0 | 0 | 0 | 0 | 0 | 0 | - |
| All Other Offenses (Except Traffic) | 4 | 1 | 5 | 13 | 3 | 16 | - |
| TOTAL OTHER OFFENSES | 4 | 1 | 5 | 20 | 4 | 24 | - |
| PARISH TOTAL | 5 | 2 | 7 | 50 | 11 | 61 | - |

| Classification Of Offenses | Adult | | | 1977 | | | % Δ of Total Adult |
|--|-------|--------|-------|------|--------|-------|-----------------------|
| | 1976 | 1976 | 1976 | 1977 | 1977 | 1977 | |
| | Male | Female | Total | Male | Female | Total | |
| <u>Index Crimes</u> | | | | | | | |
| Criminal Homicide | 1 | 1 | 2 | 4 | 1 | 5 | - |
| Forcible Rape | 3 | 0 | 3 | 4 | 0 | 4 | - |
| Robbery | 6 | 4 | 10 | 12 | 1 | 13 | - |
| Aggravated Assault | 82 | 27 | 109 | 64 | 4 | 68 | -37.6 |
| Burglary | 33 | 2 | 35 | 57 | 3 | 60 | - |
| Larceny-Theft | 63 | 33 | 96 | 75 | 43 | 118 | 22.9 |
| Motor Vehicle Theft | 2 | 0 | 2 | 0 | 0 | 0 | - |
| TOTAL INDEX | 190 | 67 | 257 | 216 | 52 | 268 | 4.3 |
| Narcotic Drug Laws | 71 | 9 | 80 | 67 | 13 | 80 | 0.0 |
| Curfew and Loitering Law Violations | x | x | x | x | x | x | x |
| Run Aways | x | x | x | x | x | x | x |
| All Other Offenses (Except Traffic) | 691 | 180 | 871 | 661 | 212 | 873 | 0.2 |
| TOTAL OTHER OFFENSES | 762 | 189 | 951 | 728 | 225 | 953 | 0.2 |
| PARISH TOTAL | 952 | 256 | 1,208 | 944 | 277 | 1,221 | 1.1 |

SOURCE: Louisiana Criminal Justice Information System Division

TABLE 46
1976 AND 1977 ARRESTS IN ORLEANS PARISH
BY AGE AND SEX

| Classification Of Offenses | <u>Juvenile</u> | | | | | | % Δ of Total Juv. |
|--|-----------------|--------|-------|-------|--------|-------|----------------------|
| | 1976 | | | 1977 | | | |
| | Male | Female | Total | Male | Female | Total | |
| <u>Index Crimes</u> | | | | | | | |
| Criminal Homicide | 3 | 2 | 5 | 14 | 1 | 15 | - |
| Forcible Rape | 7 | 0 | 7 | 17 | 0 | 17 | - |
| Robbery | 291 | 25 | 316 | 381 | 20 | 401 | 26.9 |
| Aggravated Assault | 140 | 61 | 201 | 158 | 33 | 191 | -5.0 |
| Burglary | 738 | 35 | 773 | 954 | 21 | 975 | 26.1 |
| Larceny-Theft | 1,353 | 604 | 1,957 | 1,633 | 713 | 2,346 | 19.9 |
| Motor Vehicle Theft | 158 | 12 | 170 | 212 | 6 | 218 | 28.2 |
| TOTAL INDEX | 2,690 | 739 | 3,429 | 3,369 | 794 | 4,163 | 21.4 |
| <u>Other Offenses</u> | | | | | | | |
| Narcotic Drug Laws | 220 | 36 | 256 | 158 | 40 | 198 | -22.7 |
| Curfew and Loitering Law Violations | 56 | 4 | 60 | 9 | 2 | 11 | - |
| Run Aways | 79 | 103 | 182 | 160 | 191 | 351 | 92.9 |
| All Other Offenses (Except Traffic) | 1,617 | 398 | 2,015 | 1,768 | 342 | 2,110 | 4.7 |
| TOTAL OTHER OFFENSES | 1,972 | 541 | 2,513 | 2,095 | 575 | 2,670 | 6.3 |
| PARISH TOTAL | 4,662 | 1,280 | 5,942 | 5,464 | 1,369 | 6,833 | 15.0 |

| Classification Of Offenses | <u>Adult</u> | | | | | | % Δ of Total Adult |
|--|--------------|--------|--------|--------|--------|--------|-----------------------|
| | 1976 | | | 1977 | | | |
| | Male | Female | Total | Male | Female | Total | |
| <u>Index Crimes</u> | | | | | | | |
| Criminal Homicide | 198 | 16 | 214 | 160 | 14 | 174 | -18.7 |
| Forcible Rape | 168 | 2 | 170 | 177 | 4 | 181 | 6.5 |
| Robbery | 891 | 43 | 934 | 939 | 51 | 990 | 6.0 |
| Aggravated Assault | 679 | 125 | 804 | 751 | 170 | 921 | 14.6 |
| Burglary | 1,455 | 58 | 1,513 | 1,396 | 36 | 1,432 | -5.4 |
| Larceny-Theft | 2,930 | 1,313 | 4,243 | 2,958 | 1,544 | 4,502 | 6.1 |
| Motor Vehicle Theft | 282 | 15 | 297 | 330 | 16 | 346 | 16.5 |
| TOTAL INDEX | 6,603 | 1,572 | 8,175 | 6,711 | 1,835 | 8,546 | 4.5 |
| <u>Other Offenses</u> | | | | | | | |
| Narcotic Drug Laws | 2,128 | 306 | 2,434 | 2,240 | 315 | 2,555 | 5.0 |
| Curfew and Loitering Law Violations | x | x | x | x | x | x | x |
| Run Aways | x | x | x | x | x | x | x |
| All Other Offenses (Except Traffic) | 31,190 | 3,979 | 35,169 | 28,104 | 3,199 | 31,303 | -11.0 |
| TOTAL OTHER OFFENSES | 33,318 | 4,285 | 37,603 | 30,344 | 3,514 | 33,858 | -10.0 |
| PARISH TOTAL | 39,921 | 5,857 | 45,778 | 37,055 | 5,349 | 42,404 | -7.4 |

SOURCE: Louisiana Criminal Justice Information System Division

TABLE 47
1976 AND 1977 ARRESTS IN OUACHITA PARISH
BY AGE AND SEX

| Classification Of Offenses | <u>Juvenile</u> | | | | | | % Δ of Total Juv. |
|--|-----------------|------------|--------------|--------------|------------|--------------|----------------------|
| | 1976 | | | 1977 | | | |
| | Male | Female | Total | Male | Female | Total | |
| <u>Index Crimes</u> | | | | | | | |
| Criminal Homicide | 0 | 0 | 0 | 2 | 0 | 2 | - |
| Forcible Rape | 0 | 0 | 0 | 2 | 0 | 2 | - |
| Robbery | 2 | 0 | 2 | 7 | 0 | 7 | - |
| Aggravated Assault | 61 | 6 | 67 | 50 | 10 | 60 | -10.4 |
| Burglary | 143 | 3 | 146 | 213 | 13 | 226 | 54.8 |
| Larceny-Theft | 427 | 114 | 541 | 444 | 186 | 630 | 16.5 |
| Motor Vehicle Theft | 19 | 0 | 19 | 30 | 2 | 32 | - |
| TOTAL INDEX | 652 | 123 | 775 | 748 | 211 | 959 | 23.7 |
| Narcotic Drug Laws | 19 | 3 | 22 | 37 | 10 | 47 | - |
| Curfew and Loitering Law Violations | 4 | 3 | 7 | 2 | 3 | 5 | - |
| Run Aways | 89 | 122 | 211 | 91 | 124 | 215 | 1.9 |
| All Other Offenses (Except Traffic) | 570 | 151 | 721 | 843 | 288 | 1,131 | 56.9 |
| TOTAL OTHER OFFENSES | 682 | 279 | 961 | 973 | 425 | 1,398 | 45.5 |
| PARISH TOTAL | 1,334 | 402 | 1,736 | 1,721 | 636 | 2,357 | 35.8 |

| Classification Of Offenses | <u>Adult</u> | | | | | | % Δ of Total Adult |
|--|--------------|--------------|--------------|--------------|--------------|--------------|-----------------------|
| | 1976 | | | 1977 | | | |
| | Male | Female | Total | Male | Female | Total | |
| <u>Index Crimes</u> | | | | | | | |
| Criminal Homicide | 6 | 3 | 9 | 6 | 4 | 10 | - |
| Forcible Rape | 13 | 0 | 13 | 43 | 0 | 43 | - |
| Robbery | 35 | 1 | 36 | 31 | 3 | 34 | - |
| Aggravated Assault | 213 | 55 | 268 | 209 | 73 | 282 | 5.2 |
| Burglary | 113 | 4 | 117 | 172 | 9 | 181 | 54.7 |
| Larceny-Theft | 441 | 230 | 671 | 512 | 306 | 818 | 21.9 |
| Motor Vehicle Theft | 27 | 1 | 28 | 35 | 4 | 39 | - |
| TOTAL INDEX | 848 | 294 | 1,142 | 1,008 | 399 | 1,407 | 23.2 |
| Narcotic Drug Laws | 227 | 41 | 268 | 310 | 53 | 363 | 35.4 |
| Curfew and Loitering Law Violations | x | x | x | x | x | x | x |
| Run Aways | x | x | x | x | x | x | x |
| All Other Offenses (Except Traffic) | 4,518 | 963 | 5,481 | 4,742 | 1,385 | 6,127 | 11.8 |
| TOTAL OTHER OFFENSES | 4,745 | 1,004 | 5,749 | 5,052 | 1,438 | 6,490 | 12.9 |
| PARISH TOTAL | 5,593 | 1,298 | 6,891 | 6,060 | 1,837 | 7,897 | 14.6 |

SOURCE: Louisiana Criminal Justice Information System Division

TABLE 48
1976 AND 1977 ARRESTS IN PLAQUEMINES PARISH
BY AGE AND SEX

| Classification Of Offenses | 1976 | | | 1977 | | | % Δ of Total Juv. |
|--|------|--------|-------|------|--------|-------|----------------------|
| | Male | Female | Total | Male | Female | Total | |
| <u>Juvenile</u> | | | | | | | |
| <u>Index Crimes</u> | | | | | | | |
| Criminal Homicide | 0 | 0 | 0 | 0 | 0 | 0 | - |
| Forcible Rape | 0 | 0 | 0 | 0 | 0 | 0 | - |
| Robbery | 1 | 0 | 1 | 0 | 0 | 0 | - |
| Aggravated Assault | 0 | 0 | 0 | 1 | 0 | 1 | - |
| Burglary | 9 | 0 | 9 | 16 | 0 | 16 | - |
| Larceny-Theft | 16 | 5 | 21 | 14 | 0 | 14 | - |
| Motor Vehicle Theft | 4 | 1 | 5 | 0 | 0 | 0 | - |
| TOTAL INDEX | 30 | 6 | 36 | 31 | 0 | 31 | - |
| Narcotic Drug Laws | 7 | 3 | 10 | 13 | 5 | 18 | - |
| Curfew and Loitering Law Violations | 1 | 0 | 1 | 1 | 4 | 5 | - |
| Run Aways | 11 | 19 | 30 | 17 | 14 | 31 | - |
| All Other Offenses (Except Traffic) | 2 | 2 | 4 | 9 | 2 | 11 | - |
| TOTAL OTHER OFFENSES | 21 | 24 | 45 | 40 | 25 | 65 | - |
| PARISH TOTAL | 51 | 30 | 81 | 71 | 25 | 96 | 18.5 |

| Classification Of Offenses | 1976 | | | 1977 | | | % Δ of Total Adult |
|--|------|--------|-------|------|--------|-------|-----------------------|
| | Male | Female | Total | Male | Female | Total | |
| <u>Adult</u> | | | | | | | |
| <u>Index Crimes</u> | | | | | | | |
| Criminal Homicide | 2 | 1 | 3 | 1 | 0 | 1 | - |
| Forcible Rape | 2 | 0 | 2 | 0 | 0 | 0 | - |
| Robbery | 4 | 0 | 4 | 9 | 0 | 9 | - |
| Aggravated Assault | 33 | 3 | 36 | 37 | 9 | 46 | - |
| Burglary | 18 | 2 | 20 | 17 | 2 | 19 | - |
| Larceny-Theft | 26 | 15 | 41 | 55 | 14 | 69 | - |
| Motor Vehicle Theft | 2 | 1 | 3 | 11 | 0 | 11 | - |
| TOTAL INDEX | 87 | 22 | 109 | 130 | 25 | 155 | 42.2 |
| Narcotic Drug Laws | 149 | 24 | 173 | 122 | 24 | 146 | -15.6 |
| Curfew and Loitering Law Violations | x | x | x | x | x | x | x |
| Run Aways | x | x | x | x | x | x | x |
| All Other Offenses (Except Traffic) | 407 | 46 | 453 | 601 | 107 | 708 | 56.3 |
| TOTAL OTHER OFFENSES | 556 | 70 | 626 | 723 | 131 | 854 | 36.4 |
| PARISH TOTAL | 643 | 92 | 735 | 853 | 156 | 1,009 | 37.3 |

SOURCE: Louisiana Criminal Justice Information System Division

TABLE 49
1976 AND 1977 ARRESTS IN POINTE COUPEE PARISH
BY AGE AND SEX

| Classification Of Offenses | <u>Juvenile</u> | | | | | | % Δ of Total Juv. |
|--|-----------------|--------|-------|------|--------|-------|----------------------|
| | 1976 | | | 1977 | | | |
| | Male | Female | Total | Male | Female | Total | |
| <u>Index Crimes</u> | | | | | | | |
| Criminal Homicide | 0 | 0 | 0 | 0 | 0 | 0 | - |
| Forcible Rape | 0 | 0 | 0 | 0 | 0 | 0 | - |
| Robbery | 8 | 0 | 8 | 0 | 0 | 0 | - |
| Aggravated Assault | 0 | 0 | 0 | 0 | 0 | 0 | - |
| Burglary | 0 | 0 | 0 | 7 | 0 | 7 | - |
| Larceny-Theft | 0 | 0 | 0 | 5 | 0 | 5 | - |
| Motor Vehicle Theft | 0 | 0 | 0 | 0 | 0 | 0 | - |
| TOTAL INDEX | 8 | 0 | 8 | 12 | 0 | 12 | - |
| Narcotic Drug Laws | 0 | 0 | 0 | 1 | 0 | 1 | - |
| Curfew and Loitering Law Violations | 0 | 0 | 0 | 0 | 0 | 0 | - |
| Run Aways | 0 | 2 | 2 | 2 | 0 | 2 | - |
| All Other Offenses (Except Traffic) | 4 | 8 | 12 | 6 | 0 | 6 | - |
| TOTAL OTHER OFFENSES | 4 | 10 | 14 | 9 | 0 | 9 | - |
| PARISH TOTAL | 12 | 10 | 22 | 21 | 0 | 21 | - |

| Classification Of Offenses | <u>Adult</u> | | | | | | % Δ of Total Adult |
|--|--------------|--------|-------|------|--------|-------|-----------------------|
| | 1976 | | | 1977 | | | |
| | Male | Female | Total | Male | Female | Total | |
| <u>Index Crimes</u> | | | | | | | |
| Criminal Homicide | 2 | 0 | 2 | 2 | 0 | 2 | - |
| Forcible Rape | 1 | 0 | 1 | 2 | 0 | 2 | - |
| Robbery | 1 | 0 | 1 | 0 | 0 | 0 | - |
| Aggravated Assault | 50 | 5 | 55 | 20 | 5 | 25 | - |
| Burglary | 12 | 0 | 12 | 13 | 1 | 14 | - |
| Larceny-Theft | 23 | 15 | 38 | 8 | 4 | 12 | - |
| Motor Vehicle Theft | 3 | 0 | 3 | 1 | 0 | 1 | - |
| TOTAL INDEX | 92 | 20 | 112 | 46 | 10 | 56 | -50.0 |
| Narcotic Drug Laws | 5 | 1 | 6 | 9 | 0 | 9 | - |
| Curfew and Loitering Law Violations | x | x | x | x | x | x | x |
| Run Aways | x | x | x | x | x | x | x |
| All Other Offenses (Except Traffic) | 251 | 16 | 267 | 176 | 18 | 194 | -27.3 |
| TOTAL OTHER OFFENSES | 256 | 17 | 273 | 185 | 18 | 203 | -25.6 |
| PARISH TOTAL | 348 | 37 | 385 | 231 | 28 | 259 | -32.7 |

SOURCE: Louisiana Criminal Justice Information System Division

TABLE 50
1976 AND 1977 ARRESTS IN RAPIDES PARISH
BY AGE AND SEX

| Classification Of Offenses | 1976 | | | 1977 | | | % Δ of Total Juv. |
|--|-------|--------|-------|-------|--------|-------|----------------------|
| | Male | Female | Total | Male | Female | Total | |
| <u>Juvenile</u> | | | | | | | |
| <u>Index Crimes</u> | | | | | | | |
| Criminal Homicide | 1 | 0 | 1 | 0 | 1 | 1 | - |
| Forcible Rape | 6 | 0 | 6 | 4 | 0 | 4 | - |
| Robbery | 6 | 0 | 6 | 7 | 0 | 7 | - |
| Aggravated Assault | 17 | 2 | 19 | 15 | 1 | 16 | - |
| Burglary | 221 | 6 | 227 | 242 | 13 | 255 | 12.3 |
| Larceny-Theft | 247 | 102 | 349 | 251 | 112 | 363 | 4.0 |
| Motor Vehicle Theft | 28 | 6 | 34 | 19 | 7 | 26 | - |
| TOTAL INDEX | 526 | 116 | 642 | 538 | 134 | 672 | 4.7 |
| Narcotic Drug Laws | 26 | 2 | 28 | 23 | 11 | 34 | - |
| Curfew and Loitering Law Violations | 0 | 0 | 0 | 4 | 0 | 4 | - |
| Run Aways | 124 | 112 | 236 | 81 | 159 | 240 | 1.7 |
| All Other Offenses (Except Traffic) | 355 | 94 | 449 | 364 | 109 | 473 | 5.4 |
| TOTAL OTHER OFFENSES | 505 | 208 | 713 | 472 | 279 | 751 | 5.3 |
| PARISH TOTAL | 1,031 | 324 | 1,355 | 1,010 | 413 | 1,423 | 5.0 |

| Classification Of Offenses | 1976 | | | 1977 | | | % Δ of Total Adult |
|--|-------|--------|-------|-------|--------|-------|-----------------------|
| | Male | Female | Total | Male | Female | Total | |
| <u>Adult</u> | | | | | | | |
| <u>Index Crimes</u> | | | | | | | |
| Criminal Homicide | 9 | 2 | 11 | 12 | 4 | 16 | - |
| Forcible Rape | 17 | 0 | 17 | 16 | 0 | 16 | - |
| Robbery | 35 | 4 | 39 | 35 | 4 | 39 | - |
| Aggravated Assault | 113 | 31 | 144 | 145 | 27 | 172 | 19.4 |
| Burglary | 169 | 7 | 176 | 188 | 9 | 197 | 11.9 |
| Larceny-Theft | 329 | 171 | 500 | 237 | 192 | 429 | -14.2 |
| Motor Vehicle Theft | 35 | 0 | 35 | 31 | 1 | 32 | - |
| TOTAL INDEX | 707 | 215 | 922 | 664 | 237 | 901 | - 2.3 |
| Narcotic Drug Laws | 567 | 68 | 635 | 609 | 90 | 699 | 10.1 |
| Curfew and Loitering Law Violations | x | x | x | x | x | x | x |
| Run Aways | x | x | x | x | x | x | x |
| All Other Offenses (Except Traffic) | 2,931 | 563 | 3,494 | 2,785 | 520 | 3,305 | - 5.4 |
| TOTAL OTHER OFFENSES | 3,498 | 631 | 4,129 | 3,394 | 610 | 4,004 | - 3.0 |
| PARISH TOTAL | 4,205 | 846 | 5,051 | 4,058 | 847 | 4,905 | - 2.9 |

SOURCE: Louisiana Criminal Justice Information System Division

TABLE 51
1976 AND 1977 ARRESTS IN RED RIVER PARISH
BY AGE AND SEX

| Classification Of Offenses | <u>Juvenile</u> | | | | | | % Δ of Total Juv. |
|--|-----------------|--------|-------|------|--------|-------|----------------------|
| | 1976 | | | 1977 | | | |
| | Male | Female | Total | Male | Female | Total | |
| <u>Index Crimes</u> | | | | | | | |
| Criminal Homicide | 0 | 0 | 0 | 0 | 0 | 0 | - |
| Forcible Rape | 0 | 0 | 0 | 0 | 0 | 0 | - |
| Robbery | 0 | 0 | 0 | 0 | 0 | 0 | - |
| Aggravated Assault | 0 | 0 | 0 | 0 | 0 | 0 | - |
| Burglary | 3 | 0 | 3 | 0 | 0 | 0 | - |
| Larceny-Theft | 4 | 0 | 4 | 0 | 0 | 0 | - |
| Motor Vehicle Theft | 0 | 0 | 0 | 0 | 0 | 0 | - |
| TOTAL INDEX | 7 | 0 | 7 | 0 | 0 | 0 | - |
| Narcotic Drug Laws | 0 | 0 | 0 | 0 | 0 | 0 | - |
| Curfew and Loitering Law Violations | 0 | 0 | 0 | 0 | 0 | 0 | - |
| Run Aways | 0 | 1 | 1 | 0 | 0 | 0 | - |
| All Other Offenses (Except Traffic) | 2 | 0 | 2 | 0 | 0 | 0 | - |
| TOTAL OTHER OFFENSES | 2 | 1 | 3 | 0 | 0 | 0 | - |
| PARISH TOTAL | 9 | 1 | 10 | 0 | 0 | 0 | - |

| Classification Of Offenses | <u>Adult</u> | | | | | | % Δ of Total Adult |
|--|--------------|--------|-------|------|--------|-------|-----------------------|
| | 1976 | | | 1977 | | | |
| | Male | Female | Total | Male | Female | Total | |
| <u>Index Crimes</u> | | | | | | | |
| Criminal Homicide | 1 | 0 | 1 | 0 | 0 | 0 | - |
| Forcible Rape | 1 | 0 | 1 | 0 | 0 | 0 | - |
| Robbery | 1 | 0 | 1 | 0 | 0 | 0 | - |
| Aggravated Assault | 9 | 0 | 9 | 2 | 0 | 2 | - |
| Burglary | 19 | 0 | 19 | 2 | 0 | 2 | - |
| Larceny-Theft | 24 | 0 | 24 | 0 | 0 | 0 | - |
| Motor Vehicle Theft | 0 | 0 | 0 | 0 | 0 | 0 | - |
| TOTAL INDEX | 55 | 0 | 55 | 4 | 0 | 4 | - |
| Narcotic Drug Laws | 2 | 0 | 2 | 0 | 0 | 0 | - |
| Curfew and Loitering Law Violations | x | x | x | x | x | x | x |
| Run Aways | x | x | x | x | x | x | x |
| All Other Offenses (Except Traffic) | 152 | 11 | 163 | 6 | 0 | 6 | - |
| TOTAL OTHER OFFENSES | 154 | 11 | 165 | 6 | 0 | 6 | - |
| PARISH TOTAL | 209 | 11 | 220 | 10 | 0 | 10 | - |

SOURCE: Louisiana Criminal Justice Information System Division

TABLE 52
1976 AND 1977 ARRESTS IN RICHLAND PARISH
BY AGE AND SEX

| Classification Of Offenses | Juvenile | | | 1977 | | | % Δ of Total Juv. |
|--|----------|--------|-------|------|--------|-------|----------------------|
| | 1976 | 1976 | 1976 | 1977 | 1977 | 1977 | |
| | Male | Female | Total | Male | Female | Total | |
| <u>Index Crimes</u> | | | | | | | |
| Criminal Homicide | 0 | 0 | 0 | 1 | 0 | 1 | - |
| Forcible Rape | 0 | 0 | 0 | 0 | 0 | 0 | - |
| Robbery | 0 | 0 | 0 | 0 | 0 | 0 | - |
| Aggravated Assault | 0 | 0 | 0 | 1 | 0 | 1 | - |
| Burglary | 19 | 0 | 19 | 10 | 1 | 11 | - |
| Larceny-Theft | 21 | 12 | 33 | 10 | 8 | 18 | - |
| Motor Vehicle Theft | 2 | 1 | 3 | 4 | 0 | 4 | - |
| TOTAL INDEX | 42 | 13 | 55 | 26 | 9 | 35 | - |
| <u>Other Offenses</u> | | | | | | | |
| Narcotic Drug Laws | 2 | 0 | 2 | 3 | 0 | 3 | - |
| Curfew and Loitering Law Violations | 0 | 0 | 0 | 1 | 0 | 1 | - |
| Run Aways | 0 | 1 | 1 | 1 | 5 | 6 | - |
| All Other Offenses (Except Traffic) | 9 | 5 | 14 | 9 | 0 | 9 | - |
| TOTAL OTHER OFFENSES | 11 | 6 | 17 | 14 | 5 | 19 | - |
| PARISH TOTAL | 53 | 19 | 72 | 40 | 14 | 54 | -25.0 |

| Classification Of Offenses | Adult | | | 1977 | | | % Δ of Total Adult |
|--|-------|--------|-------|------|--------|-------|-----------------------|
| | 1976 | 1976 | 1976 | 1977 | 1977 | 1977 | |
| | Male | Female | Total | Male | Female | Total | |
| <u>Index Crimes</u> | | | | | | | |
| Criminal Homicide | 1 | 0 | 1 | 2 | 1 | 3 | - |
| Forcible Rape | 0 | 0 | 0 | 1 | 0 | 1 | - |
| Robbery | 2 | 0 | 2 | 2 | 0 | 2 | - |
| Aggravated Assault | 28 | 3 | 31 | 53 | 8 | 61 | - |
| Burglary | 36 | 0 | 36 | 31 | 1 | 32 | - |
| Larceny-Theft | 69 | 29 | 98 | 59 | 23 | 82 | -16.3 |
| Motor Vehicle Theft | 6 | 1 | 7 | 13 | 0 | 13 | - |
| TOTAL INDEX | 142 | 33 | 175 | 161 | 33 | 194 | 10.9 |
| <u>Other Offenses</u> | | | | | | | |
| Narcotic Drug Laws | 34 | 2 | 36 | 28 | 7 | 35 | - |
| Curfew and Loitering Law Violations | x | x | x | x | x | x | x |
| Run Aways | x | x | x | x | x | x | x |
| All Other Offenses (Except Traffic) | 514 | 191 | 705 | 440 | 114 | 554 | -21.4 |
| TOTAL OTHER OFFENSES | 548 | 193 | 741 | 468 | 121 | 589 | -20.5 |
| PARISH TOTAL | 690 | 226 | 916 | 629 | 154 | 783 | -14.5 |

SOURCE: Louisiana Criminal Justice Information System Division

TABLE 53
1976 AND 1977 ARRESTS IN SABINE PARISH
BY AGE AND SEX

| Classification Of Offenses | Juvenile | | | 1977 | | | % Δ of Total Juv. |
|--|----------|--------|-------|------|--------|-------|----------------------|
| | 1976 | | | 1976 | | | |
| | Male | Female | Total | Male | Female | Total | |
| <u>Index Crimes</u> | | | | | | | |
| Criminal Homicide | 0 | 0 | 0 | 0 | 0 | 0 | - |
| Forcible Rape | 0 | 0 | 0 | 0 | 0 | 0 | - |
| Robbery | 0 | 0 | 0 | 0 | 0 | 0 | - |
| Aggravated Assault | 1 | 0 | 1 | 0 | 0 | 0 | - |
| Burglary | 5 | 0 | 5 | 1 | 0 | 1 | - |
| Larceny-Theft | 2 | 0 | 2 | 1 | 1 | 2 | - |
| Motor Vehicle Theft | 0 | 0 | 0 | 1 | 0 | 1 | - |
| TOTAL INDEX | 8 | 0 | 8 | 3 | 1 | 4 | - |
| Narcotic Drug Laws | 0 | 0 | 0 | 0 | 0 | 0 | - |
| Curfew and Loitering Law Violations | 0 | 0 | 0 | 0 | 0 | 0 | - |
| Run Aways | 0 | 1 | 1 | 0 | 0 | 0 | - |
| All Other Offenses (Except Traffic) | 1 | 0 | 1 | 2 | 0 | 2 | - |
| TOTAL OTHER OFFENSES | 1 | 1 | 2 | 2 | 0 | 2 | - |
| PARISH TOTAL | 9 | 1 | 10 | 5 | 1 | 6 | - |

| Classification Of Offenses | Adult | | | 1977 | | | % Δ of Total Adult |
|--|-------|--------|-------|------|--------|-------|-----------------------|
| | 1976 | | | 1976 | | | |
| | Male | Female | Total | Male | Female | Total | |
| <u>Index Crimes</u> | | | | | | | |
| Criminal Homicide | 2 | 0 | 2 | 3 | 1 | 4 | - |
| Forcible Rape | 1 | 0 | 1 | 1 | 0 | 1 | - |
| Robbery | 3 | 1 | 4 | 0 | 0 | 0 | - |
| Aggravated Assault | 19 | 1 | 20 | 15 | 0 | 15 | - |
| Burglary | 39 | 4 | 43 | 9 | 0 | 9 | - |
| Larceny-Theft | 30 | 2 | 32 | 49 | 7 | 56 | - |
| Motor Vehicle Theft | 4 | 0 | 4 | 3 | 0 | 3 | - |
| TOTAL INDEX | 98 | 8 | 106 | 80 | 8 | 88 | -17.0 |
| Narcotic Drug Laws | 29 | 3 | 32 | 24 | 3 | 27 | - |
| Curfew and Loitering Law Violations | x | x | x | x | x | x | x |
| Run Aways | x | x | x | x | x | x | x |
| All Other Offenses (Except Traffic) | 209 | 17 | 226 | 332 | 39 | 371 | 64.2 |
| TOTAL OTHER OFFENSES | 238 | 20 | 258 | 356 | 42 | 398 | 54.3 |
| PARISH TOTAL | 336 | 28 | 364 | 436 | 50 | 486 | 33.5 |

SOURCE: Louisiana Criminal Justice Information System Division

TABLE 54
1976 AND 1977 ARRESTS FOR ST. BERNARD PARISH
BY AGE AND SEX

| Classification Of Offenses | 1976 | | | 1977 | | | % Δ of Total Juv. |
|--|------|--------|-------|------|--------|-------|----------------------|
| | Male | Female | Total | Male | Female | Total | |
| <u>Juvenile</u> | | | | | | | |
| <u>Index Crimes</u> | | | | | | | |
| Criminal Homicide | 0 | 0 | 0 | 0 | 0 | 0 | - |
| Forcible Rape | 0 | 0 | 0 | 0 | 0 | 0 | - |
| Robbery | 0 | 0 | 0 | 2 | 0 | 2 | - |
| Aggravated Assault | 6 | 0 | 6 | 13 | 0 | 13 | - |
| Burglary | 36 | 1 | 37 | 26 | 0 | 26 | - |
| Larceny-Theft | 37 | 15 | 52 | 50 | 17 | 67 | 28.8 |
| Motor Vehicle Theft | 8 | 1 | 9 | 4 | 0 | 4 | - |
| TOTAL INDEX | 87 | 17 | 104 | 95 | 17 | 112 | 7.7 |
| Narcotic Drug Laws | 6 | 5 | 11 | 2 | 2 | 4 | - |
| Curfew and Loitering | | | | | | | |
| Law Violations | 3 | 0 | 3 | 0 | 0 | 0 | - |
| Run Aways | 8 | 25 | 33 | 16 | 14 | 30 | - |
| All Other Offenses (Except Traffic) | 70 | 12 | 82 | 66 | 14 | 80 | -2.4 |
| TOTAL OTHER OFFENSES | 87 | 42 | 129 | 84 | 30 | 114 | -11.6 |
| PARISH TOTAL | 174 | 59 | 233 | 179 | 47 | 226 | -3.0 |

| Classification Of Offenses | 1976 | | | 1977 | | | % Δ of Total Adult |
|--|-------|--------|-------|-------|--------|-------|-----------------------|
| | Male | Female | Total | Male | Female | Total | |
| <u>Adult</u> | | | | | | | |
| <u>Index Crimes</u> | | | | | | | |
| Criminal Homicide | 1 | 0 | 1 | 2 | 2 | 4 | - |
| Forcible Rape | 3 | 0 | 3 | 2 | 0 | 2 | - |
| Robbery | 16 | 0 | 16 | 14 | 0 | 14 | - |
| Aggravated Assault | 97 | 21 | 118 | 88 | 11 | 99 | -16.1 |
| Burglary | 58 | 3 | 61 | 78 | 2 | 80 | 31.1 |
| Larceny-Theft | 96 | 79 | 175 | 123 | 91 | 214 | 22.3 |
| Motor Vehicle Theft | 14 | 1 | 15 | 16 | 3 | 19 | - |
| TOTAL INDEX | 285 | 104 | 389 | 323 | 109 | 432 | 11.1 |
| Narcotic Drug Laws | 137 | 17 | 154 | 168 | 20 | 188 | 22.1 |
| Curfew and Loitering | | | | | | | |
| Law Violations | x | x | x | x | x | x | x |
| Run Aways | x | x | x | x | x | x | x |
| All Other Offenses (Except Traffic) | 778 | 131 | 909 | 1,067 | 137 | 1,204 | 32.5 |
| TOTAL OTHER OFFENSES | 915 | 148 | 1,063 | 1,235 | 157 | 1,392 | 31.0 |
| PARISH TOTAL | 1,200 | 252 | 1,452 | 1,558 | 266 | 1,824 | 25.6 |

SOURCE: Louisiana Criminal Justice Information System Division

TABLE 55

1976 AND 1977 ARRESTS FOR ST. CHARLES PARISH
BY AGE AND SEX

Juvenile

| Classification Of Offenses | 1976 | | | 1977 | | | % Δ of Total Juv. |
|--|------|--------|-------|------|--------|-------|----------------------|
| | Male | Female | Total | Male | Female | Total | |
| <u>Index Crimes</u> | | | | | | | |
| Criminal Homicide | 0 | 0 | 0 | 0 | 0 | 0 | - |
| Forcible Rape | 2 | 0 | 2 | 0 | 0 | 0 | - |
| Robbery | 1 | 0 | 1 | 2 | 0 | 2 | - |
| Aggravated Assault | 5 | 2 | 7 | 2 | 0 | 2 | - |
| Burglary | 34 | 0 | 34 | 24 | 2 | 26 | - |
| Larceny-Theft | 33 | 8 | 41 | 15 | 3 | 18 | - |
| Motor Vehicle Theft | 2 | 0 | 2 | 4 | 2 | 6 | - |
| TOTAL INDEX | 77 | 10 | 87 | 47 | 7 | 54 | -37.9 |
| Narcotic Drug Laws | 26 | 3 | 29 | 17 | 8 | 25 | - |
| Curfew and Loitering Law Violations | 32 | 14 | 46 | 20 | 14 | 34 | - |
| Run Aways | 3 | 8 | 11 | 12 | 28 | 40 | - |
| All Other Offenses (Except Traffic) | 51 | 10 | 61 | 62 | 13 | 75 | 23.0 |
| TOTAL OTHER OFFENSES | 112 | 35 | 147 | 111 | 63 | 174 | 18.4 |
| PARISH TOTAL | 189 | 45 | 234 | 158 | 70 | 228 | -2.6 |

Adult

| Classification Of Offenses | 1976 | | | 1977 | | | % Δ of Total Adult |
|--|-------|--------|-------|-------|--------|-------|-----------------------|
| | Male | Female | Total | Male | Female | Total | |
| <u>Index Crimes</u> | | | | | | | |
| Criminal Homicide | 1 | 1 | 2 | 10 | 3 | 13 | - |
| Forcible Rape | 10 | 0 | 10 | 2 | 0 | 2 | - |
| Robbery | 22 | 3 | 25 | 5 | 0 | 5 | - |
| Aggravated Assault | 70 | 9 | 79 | 109 | 14 | 123 | 55.7 |
| Burglary | 43 | 1 | 44 | 45 | 4 | 49 | - |
| Larceny-Theft | 60 | 14 | 74 | 43 | 16 | 59 | -20.3 |
| Motor Vehicle Theft | 12 | 1 | 13 | 12 | 0 | 12 | - |
| TOTAL INDEX | 218 | 29 | 247 | 226 | 37 | 263 | 6.5 |
| Narcotic Drug Laws | 174 | 18 | 192 | 165 | 14 | 179 | -6.8 |
| Curfew and Loitering Law Violations | x | x | x | x | x | x | x |
| Run Aways | x | x | x | x | x | x | x |
| All Other Offenses (Except Traffic) | 668 | 89 | 757 | 1,003 | 97 | 1,100 | 45.3 |
| TOTAL OTHER OFFENSES | 842 | 107 | 949 | 1,168 | 111 | 1,279 | 34.8 |
| PARISH TOTAL | 1,060 | 136 | 1,196 | 1,394 | 148 | 1,542 | 28.9 |

SOURCE: Louisiana Criminal Justice Information System Division

TABLE 56
1976 AND 1977 ARRESTS FOR ST. HELENA PARISH
BY AGE AND SEX

| Classification Of Offenses | 1976 | | | 1977 | | | % Δ of Total Juv. |
|--|------|--------|-------|------|--------|-------|----------------------|
| | Male | Female | Total | Male | Female | Total | |
| <u>Juvenile</u> | | | | | | | |
| <u>Index Crimes</u> | | | | | | | |
| Criminal Homicide | 0 | 0 | 0 | 0 | 0 | 0 | - |
| Forcible Rape | 0 | 0 | 0 | 0 | 0 | 0 | - |
| Robbery | 0 | 0 | 0 | 0 | 0 | 0 | - |
| Aggravated Assault | 0 | 0 | 0 | 1 | 0 | 1 | - |
| Burglary | 0 | 0 | 0 | 0 | 0 | 0 | - |
| Larceny-Theft | 1 | 0 | 1 | 1 | 0 | 1 | - |
| Motor Vehicle Theft | 0 | 0 | 0 | 1 | 0 | 1 | - |
| TOTAL INDEX | 1 | 0 | 1 | 3 | 0 | 3 | - |
| Narcotic Drug Laws | 1 | 0 | 1 | 0 | 0 | 0 | - |
| Curfew and Loitering Law Violations | 0 | 0 | 0 | 0 | 0 | 0 | - |
| Run Aways | 2 | 0 | 2 | 0 | 0 | 0 | - |
| All Other Offenses (Except Traffic) | 1 | 0 | 1 | 0 | 0 | 0 | - |
| TOTAL OTHER OFFENSES | 4 | 0 | 4 | 0 | 0 | 0 | - |
| PARISH TOTAL | 5 | 0 | 5 | 3 | 0 | 3 | - |

| Classification Of Offenses | 1976 | | | 1977 | | | % Δ of Total Adult |
|--|------|--------|-------|------|--------|-------|-----------------------|
| | Male | Female | Total | Male | Female | Total | |
| <u>Adult</u> | | | | | | | |
| <u>Index Crimes</u> | | | | | | | |
| Criminal Homicide | 0 | 0 | 0 | 2 | 0 | 2 | - |
| Forcible Rape | 1 | 0 | 1 | 13 | 0 | 13 | - |
| Robbery | 0 | 0 | 0 | 0 | 0 | 0 | - |
| Aggravated Assault | 24 | 2 | 26 | 20 | 3 | 23 | - |
| Burglary | 2 | 0 | 2 | 15 | 0 | 15 | - |
| Larceny-Theft | 18 | 4 | 22 | 9 | 1 | 10 | - |
| Motor Vehicle Theft | 3 | 0 | 3 | 3 | 0 | 3 | - |
| TOTAL INDEX | 48 | 6 | 54 | 62 | 4 | 66 | 22.2 |
| Narcotic Drug Laws | 9 | 1 | 10 | 3 | 0 | 3 | - |
| Curfew and Loitering Law Violations | x | x | x | x | x | x | x |
| Run Aways | x | x | x | x | x | x | x |
| All Other Offenses (Except Traffic) | 84 | 3 | 87 | 119 | 5 | 124 | 42.5 |
| TOTAL OTHER OFFENSES | 93 | 4 | 97 | 122 | 5 | 127 | 30.9 |
| PARISH TOTAL | 141 | 10 | 151 | 184 | 9 | 193 | 27.8 |

SOURCE: Louisiana Criminal Justice Information System Division

TABLE 57

1976 AND 1977 ARRESTS FOR ST. JAMES PARISH
BY AGE AND SEX

Juvenile

| Classification Of Offenses | 1976 | | | 1977 | | | % Δ of Total Juv. |
|--|------|--------|-------|------|--------|-------|----------------------|
| | Male | Female | Total | Male | Female | Total | |
| <u>Index Crimes</u> | | | | | | | |
| Criminal Homicide | 0 | 0 | 0 | 0 | 0 | 0 | - |
| Forcible Rape | 0 | 0 | 0 | 1 | 0 | 1 | - |
| Robbery | 0 | 0 | 0 | 0 | 0 | 0 | - |
| Aggravated Assault | 0 | 0 | 0 | 5 | 0 | 5 | - |
| Burglary | 5 | 1 | 6 | 9 | 0 | 9 | - |
| Larceny-Theft | 0 | 0 | 0 | 1 | 4 | 5 | - |
| Motor Vehicle Theft | 0 | 0 | 0 | 0 | 0 | 0 | - |
| TOTAL INDEX | 5 | 1 | 6 | 16 | 4 | 20 | - |
| Narcotic Drug Laws Curfew and Loitering Law Violations | 7 | 0 | 7 | 8 | 1 | 9 | - |
| Run Aways | 1 | 0 | 1 | 2 | 1 | 3 | - |
| All Other Offenses (Except Traffic) | 0 | 2 | 2 | 2 | 2 | 4 | - |
| TOTAL OTHER OFFENSES | 10 | 6 | 16 | 26 | 3 | 29 | - |
| TOTAL OTHER OFFENSES | 18 | 8 | 26 | 38 | 7 | 45 | - |
| PARISH TOTAL | 23 | 9 | 32 | 54 | 11 | 65 | - |

Adult

| Classification Of Offenses | 1976 | | | 1977 | | | % Δ of Total Adult |
|--|------|--------|-------|------|--------|-------|-----------------------|
| | Male | Female | Total | Male | Female | Total | |
| <u>Index Crimes</u> | | | | | | | |
| Criminal Homicide | 0 | 0 | 0 | 0 | 0 | 0 | - |
| Forcible Rape | 3 | 0 | 3 | 1 | 0 | 1 | - |
| Robbery | 0 | 0 | 0 | 4 | 0 | 4 | - |
| Aggravated Assault | 37 | 14 | 51 | 50 | 3 | 53 | 3.9 |
| Burglary | 10 | 0 | 10 | 25 | 0 | 25 | - |
| Larceny-Theft | 7 | 3 | 10 | 12 | 2 | 14 | - |
| Motor Vehicle Theft | 1 | 0 | 1 | 2 | 0 | 2 | - |
| TOTAL INDEX | 58 | 17 | 75 | 94 | 5 | 99 | 32.0 |
| Narcotic Drug Laws Curfew and Loitering Law Violations | 8 | 0 | 8 | 40 | 3 | 43 | - |
| Run Aways | x | x | x | x | x | x | x |
| All Other Offenses (Except Traffic) | x | x | x | x | x | x | x |
| TOTAL OTHER OFFENSES | 208 | 28 | 236 | 241 | 38 | 279 | 18.2 |
| TOTAL OTHER OFFENSES | 216 | 28 | 244 | 281 | 41 | 322 | 32.0 |
| PARISH TOTAL | 274 | 45 | 319 | 375 | 46 | 421 | 32.0 |

SOURCE: Louisiana Criminal Justice Information System Division

TABLE 58

1976 AND 1977 ARRESTS FOR ST. JOHN PARISH
BY AGE AND SEX

| Classification Of Offenses | 1976 | | | 1977 | | | % Δ of Total Juv. |
|--|------|--------|-------|------|--------|-------|-----------------------------|
| | Male | Female | Total | Male | Female | Total | |
| <u>Juvenile</u> | | | | | | | |
| <u>Index Crimes</u> | | | | | | | |
| Criminal Homicide | 0 | 0 | 0 | 0 | 0 | 0 | - |
| Forcible Rape | 0 | 0 | 0 | 0 | 0 | 0 | - |
| Robbery | 0 | 0 | 0 | 2 | 0 | 2 | - |
| Aggravated Assault | 6 | 0 | 6 | 7 | 0 | 7 | - |
| Burglary | 11 | 0 | 11 | 24 | 0 | 24 | - |
| Larceny-Theft | 17 | 4 | 21 | 23 | 2 | 25 | - |
| Motor Vehicle Theft | 1 | 0 | 1 | 3 | 0 | 3 | - |
| TOTAL INDEX | 35 | 4 | 39 | 59 | 2 | 61 | - |
| Narcotic Drug Laws | 1 | 0 | 1 | 5 | 1 | 6 | - |
| Curfew and Loitering Law Violations | 11 | 1 | 12 | 14 | 10 | 24 | - |
| Run Aways | 14 | 7 | 21 | 16 | 9 | 25 | - |
| All Other Offenses (Except Traffic) | 59 | 14 | 73 | 51 | 9 | 60 | -17.8 |
| TOTAL OTHER OFFENSES | 85 | 22 | 107 | 86 | 29 | 115 | 7.5 |
| PARISH TOTAL | 120 | 26 | 146 | 145 | 31 | 176 | 20.5 |

| Classification Of Offenses | 1976 | | | 1977 | | | % Δ of Total Adult |
|--|------|--------|-------|------|--------|-------|------------------------------|
| | Male | Female | Total | Male | Female | Total | |
| <u>Adult</u> | | | | | | | |
| <u>Index Crimes</u> | | | | | | | |
| Criminal Homicide | 1 | 1 | 2 | 1 | 0 | 1 | - |
| Forcible Rape | 2 | 1 | 3 | 2 | 0 | 2 | - |
| Robbery | 6 | 0 | 6 | 7 | 0 | 7 | - |
| Aggravated Assault | 84 | 18 | 102 | 46 | 8 | 54 | -47.1 |
| Burglary | 30 | 4 | 34 | 36 | 3 | 39 | - |
| Larceny-Theft | 47 | 8 | 55 | 54 | 23 | 77 | 40.0 |
| Motor Vehicle Theft | 4 | 1 | 5 | 14 | 0 | 14 | - |
| TOTAL INDEX | 174 | 33 | 207 | 160 | 34 | 194 | -6.3 |
| Narcotic Drug Laws | 32 | 4 | 36 | 47 | 7 | 54 | - |
| Curfew and Loitering Law Violations | x | x | x | x | x | x | x |
| Run Aways | x | x | x | x | x | x | x |
| All Other Offenses (Except Traffic) | 517 | 93 | 610 | 606 | 80 | 686 | 12.5 |
| TOTAL OTHER OFFENSES | 549 | 97 | 646 | 653 | 87 | 740 | 14.6 |
| PARISH TOTAL | 723 | 130 | 853 | 813 | 121 | 934 | 9.5 |

SOURCE: Louisiana Criminal Justice Information System Division

TABLE 59
1976 AND 1977 ARRESTS FOR ST. LANDRY PARISH
BY AGE AND SEX

| Classification Of Offenses | Juvenile | | | 1977 | | | % Δ of Total Juv. |
|--|----------|--------|-------|------|--------|-------|----------------------|
| | 1976 | 1976 | 1976 | 1977 | 1977 | 1977 | |
| | Male | Female | Total | Male | Female | Total | |
| <u>Index Crimes</u> | | | | | | | |
| Criminal Homicide | 0 | 0 | 0 | 1 | 0 | 1 | - |
| Forcible Rape | 0 | 0 | 0 | 1 | 0 | 1 | - |
| Robbery | 0 | 0 | 0 | 0 | 0 | 0 | - |
| Aggravated Assault | 0 | 0 | 0 | 4 | 0 | 4 | - |
| Burglary | 25 | 1 | 26 | 51 | 1 | 52 | - |
| Larceny-Theft | 74 | 10 | 84 | 109 | 24 | 133 | 58.3 |
| Motor Vehicle Theft | 0 | 0 | 0 | 7 | 0 | 7 | - |
| TOTAL INDEX | 99 | 11 | 110 | 173 | 25 | 198 | 80.0 |
| Narcotic Drug Laws | 17 | 2 | 19 | 17 | 6 | 23 | - |
| Curfew and Loitering | | | | | | | |
| Law Violations | 45 | 6 | 51 | 27 | 10 | 37 | - |
| Run Aways | 17 | 14 | 31 | 19 | 31 | 50 | - |
| All Other Offenses (Except Traffic) | 68 | 12 | 80 | 176 | 23 | 199 | 148.8 |
| TOTAL OTHER OFFENSES | 147 | 34 | 181 | 239 | 70 | 309 | 70.7 |
| PARISH TOTAL | 246 | 45 | 291 | 412 | 95 | 507 | 74.2 |

| Classification Of Offenses | Adult | | | 1977 | | | % Δ of Total Adult |
|--|-------|--------|-------|-------|--------|-------|-----------------------|
| | 1976 | 1976 | 1976 | 1977 | 1977 | 1977 | |
| | Male | Female | Total | Male | Female | Total | |
| <u>Index Crimes</u> | | | | | | | |
| Criminal Homicide | 2 | 0 | 2 | 3 | 0 | 3 | - |
| Forcible Rape | 5 | 0 | 5 | 15 | 2 | 17 | - |
| Robbery | 4 | 1 | 5 | 7 | 1 | 8 | - |
| Aggravated Assault | 60 | 13 | 73 | 142 | 15 | 157 | 115.1 |
| Burglary | 64 | 3 | 67 | 128 | 1 | 129 | 92.5 |
| Larceny-Theft | 106 | 64 | 170 | 217 | 97 | 314 | 84.7 |
| Motor Vehicle Theft | 4 | 1 | 5 | 8 | 1 | 9 | - |
| TOTAL INDEX | 245 | 82 | 327 | 520 | 117 | 637 | 94.8 |
| Narcotic Drug Laws | 149 | 12 | 161 | 180 | 17 | 197 | 22.4 |
| Curfew and Loitering | | | | | | | |
| Law Violations | x | x | x | x | x | x | x |
| Run Aways | x | x | x | x | x | x | x |
| All Other Offenses (Except Traffic) | 1,784 | 234 | 2,018 | 2,776 | 395 | 3,171 | 57.1 |
| TOTAL OTHER OFFENSES | 1,933 | 246 | 2,179 | 2,956 | 412 | 3,368 | 54.6 |
| PARISH TOTAL | 2,178 | 328 | 2,506 | 3,476 | 529 | 4,005 | 59.8 |

SOURCE: Louisiana Criminal Justice Information System Division

TABLE 60
1976 AND 1977 ARRESTS FOR ST. MARTIN PARISH
BY AGE AND SEX

| Classification Of Offenses | 1976 | | | 1977 | | | % Δ of Total Juv. |
|--|------|--------|-------|------|--------|-------|----------------------|
| | Male | Female | Total | Male | Female | Total | |
| <u>Juvenile</u> | | | | | | | |
| <u>Index Crimes</u> | | | | | | | |
| Criminal Homicide | 1 | 0 | 1 | 0 | 0 | 0 | - |
| Forcible Rape | 0 | 0 | 0 | 0 | 0 | 0 | - |
| Robbery | 0 | 0 | 0 | 0 | 0 | 0 | - |
| Aggravated Assault | 1 | 0 | 1 | 1 | 0 | 1 | - |
| Burglary | 7 | 0 | 7 | 11 | 1 | 12 | - |
| Larceny-Theft | 13 | 1 | 14 | 11 | 5 | 16 | - |
| Motor Vehicle Theft | 6 | 0 | 6 | 2 | 0 | 2 | - |
| TOTAL INDEX | 28 | 1 | 29 | 25 | 6 | 31 | - |
| Narcotic Drug Laws Curfew and Loitering Law Violations | 4 | 0 | 4 | 3 | 0 | 3 | - |
| Run Aways | 0 | 0 | 0 | 0 | 0 | 0 | - |
| All Other Offenses (Except Traffic) | 4 | 5 | 9 | 4 | 0 | 4 | - |
| TOTAL OTHER OFFENSES | 10 | 2 | 12 | 14 | 8 | 22 | - |
| TOTAL OTHER OFFENSES | 18 | 7 | 25 | 21 | 8 | 29 | - |
| PARISH TOTAL | 46 | 8 | 54 | 46 | 14 | 60 | 11.1 |

| Classification Of Offenses | 1976 | | | 1977 | | | % Δ of Total Adult |
|--|------|--------|-------|------|--------|-------|-----------------------|
| | Male | Female | Total | Male | Female | Total | |
| <u>Adult</u> | | | | | | | |
| <u>Index Crimes</u> | | | | | | | |
| Criminal Homicide | 3 | 2 | 5 | 1 | 0 | 1 | - |
| Forcible Rape | 3 | 0 | 3 | 5 | 0 | 5 | - |
| Robbery | 0 | 0 | 0 | 1 | 0 | 1 | - |
| Aggravated Assault | 35 | 4 | 39 | 40 | 7 | 47 | - |
| Burglary | 18 | 0 | 18 | 9 | 0 | 9 | - |
| Larceny-Theft | 27 | 7 | 34 | 14 | 7 | 21 | - |
| Motor Vehicle Theft | 5 | 0 | 5 | 2 | 0 | 2 | - |
| TOTAL INDEX | 91 | 13 | 104 | 72 | 14 | 86 | -17.3 |
| Narcotic Drug Laws Curfew and Loitering Law Violations | 75 | 7 | 82 | 20 | 0 | 20 | - |
| Run Aways | x | x | x | x | x | x | x |
| All Other Offenses (Except Traffic) | x | x | x | x | x | x | x |
| TOTAL OTHER OFFENSES | 316 | 55 | 371 | 315 | 29 | 344 | -7.3 |
| TOTAL OTHER OFFENSES | 391 | 62 | 453 | 335 | 29 | 364 | -19.7 |
| PARISH TOTAL | 482 | 75 | 557 | 407 | 43 | 450 | -19.2 |

SOURCE: Louisiana Criminal Justice Information System Division

TABLE 61

1976 AND 1977 ARRESTS FOR ST. MARY PARISH
BY AGE AND SEX

| Classification Of Offenses | 1976 | | | 1977 | | | % Δ of Total Juv. |
|--|------|--------|-------|------|--------|-------|----------------------|
| | Male | Female | Total | Male | Female | Total | |
| <u>Juvenile</u> | | | | | | | |
| <u>Index Crimes</u> | | | | | | | |
| Criminal Homicide | 0 | 0 | 0 | 0 | 0 | 0 | - |
| Forcible Rape | 1 | 0 | 1 | 2 | 0 | 2 | - |
| Robbery | 1 | 0 | 1 | 4 | 2 | 6 | - |
| Aggravated Assault | 6 | 1 | 7 | 20 | 6 | 26 | - |
| Burglary | 64 | 0 | 64 | 62 | 2 | 64 | 0 |
| Larceny-Theft | 95 | 34 | 129 | 73 | 30 | 103 | -20.2 |
| Motor Vehicle Theft | 5 | 0 | 5 | 20 | 3 | 23 | - |
| TOTAL INDEX | 172 | 35 | 207 | 181 | 43 | 224 | 8.2 |
| <u>Other Offenses</u> | | | | | | | |
| Narcotic Drug Laws | 17 | 7 | 24 | 14 | 3 | 17 | - |
| Curfew and Loitering Law Violations | 75 | 20 | 95 | 29 | 6 | 35 | - |
| Run Aways | 62 | 49 | 111 | 32 | 76 | 108 | -2.7 |
| All Other Offenses (Except Traffic) | 157 | 24 | 181 | 186 | 41 | 227 | 25.4 |
| TOTAL OTHER OFFENSES | 311 | 100 | 411 | 261 | 126 | 387 | -5.8 |
| PARISH TOTAL | 483 | 135 | 618 | 442 | 169 | 611 | -1.1 |

| Classification Of Offenses | 1976 | | | 1977 | | | % Δ of Total Adult |
|--|-------|--------|-------|-------|--------|-------|-----------------------|
| | Male | Female | Total | Male | Female | Total | |
| <u>Adult</u> | | | | | | | |
| <u>Index Crimes</u> | | | | | | | |
| Criminal Homicide | 3 | 1 | 4 | 6 | 5 | 11 | - |
| Forcible Rape | 9 | 0 | 9 | 10 | 0 | 10 | - |
| Robbery | 26 | 6 | 32 | 28 | 0 | 28 | - |
| Aggravated Assault | 136 | 32 | 168 | 164 | 24 | 188 | 11.9 |
| Burglary | 86 | 3 | 89 | 110 | 2 | 112 | 25.8 |
| Larceny-Theft | 245 | 113 | 358 | 198 | 78 | 276 | -22.9 |
| Motor Vehicle Theft | 14 | 2 | 16 | 26 | 3 | 29 | - |
| TOTAL INDEX | 519 | 157 | 676 | 542 | 112 | 654 | -3.3 |
| <u>Other Offenses</u> | | | | | | | |
| Narcotic Drug Laws | 168 | 18 | 186 | 190 | 36 | 226 | 21.5 |
| Curfew and Loitering Law Violations | x | x | x | x | x | x | x |
| Run Aways | x | x | x | x | x | x | x |
| All Other Offenses (Except Traffic) | 2,228 | 252 | 2,480 | 2,291 | 331 | 2,622 | 5.7 |
| TOTAL OTHER OFFENSES | 2,396 | 270 | 2,666 | 2,481 | 367 | 2,848 | 6.8 |
| PARISH TOTAL | 2,915 | 427 | 3,342 | 3,023 | 479 | 3,502 | 4.8 |

SOURCE: Louisiana Criminal Justice Information System Division

TABLE 62
1976 AND 1977 ARRESTS FOR ST. TAMMANY PARISH
BY AGE AND SEX

| Classification Of Offenses | 1976 | | | 1977 | | | % Δ of Total Juv. |
|--|------|--------|-------|------|--------|-------|----------------------|
| | Male | Female | Total | Male | Female | Total | |
| <u>Juvenile</u> | | | | | | | |
| <u>Index Crimes</u> | | | | | | | |
| Criminal Homicide | 0 | 0 | 0 | 0 | 1 | 1 | - |
| Forcible Rape | 4 | 0 | 4 | 0 | 0 | 0 | - |
| Robbery | 3 | 0 | 3 | 4 | 0 | 4 | - |
| Aggravated Assault | 7 | 2 | 9 | 10 | 6 | 16 | - |
| Burglary | 109 | 0 | 109 | 99 | 3 | 102 | -6.4 |
| Larceny-Theft | 107 | 34 | 141 | 97 | 18 | 115 | -18.4 |
| Motor Vehicle Theft | 12 | 1 | 13 | 4 | 2 | 6 | - |
| TOTAL INDEX | 242 | 37 | 279 | 214 | 30 | 244 | -12.5 |
| Narcotic Drug Laws | 14 | 3 | 17 | 22 | 3 | 25 | - |
| Curfew and Loitering Law Violations | 10 | 5 | 15 | 12 | 15 | 27 | - |
| Run Aways | 85 | 72 | 157 | 93 | 91 | 184 | 17.2 |
| All Other Offenses (Except Traffic) | 186 | 66 | 252 | 121 | 28 | 149 | -40.9 |
| TOTAL OTHER OFFENSES | 295 | 146 | 441 | 248 | 137 | 385 | -12.7 |
| PARISH TOTAL | 537 | 183 | 720 | 462 | 167 | 629 | -12.6 |

| Classification Of Offenses | 1976 | | | 1977 | | | % Δ of Total Adult |
|--|-------|--------|-------|-------|--------|-------|-----------------------|
| | Male | Female | Total | Male | Female | Total | |
| <u>Adult</u> | | | | | | | |
| <u>Index Crimes</u> | | | | | | | |
| Criminal Homicide | 7 | 2 | 9 | 4 | 3 | 7 | - |
| Forcible Rape | 13 | 0 | 13 | 11 | 0 | 11 | - |
| Robbery | 29 | 2 | 31 | 15 | 2 | 17 | - |
| Aggravated Assault | 229 | 39 | 268 | 173 | 25 | 198 | -26.1 |
| Burglary | 109 | 10 | 119 | 124 | 13 | 137 | 15.1 |
| Larceny-Theft | 278 | 208 | 486 | 266 | 155 | 421 | -13.4 |
| Motor Vehicle Theft | 19 | 3 | 22 | 9 | 2 | 11 | - |
| TOTAL INDEX | 684 | 264 | 948 | 602 | 200 | 802 | -15.4 |
| Narcotic Drug Laws | 120 | 11 | 131 | 173 | 33 | 206 | 57.3 |
| Curfew and Loitering Law Violations | x | x | x | x | x | x | x |
| Run Aways | x | x | x | x | x | x | x |
| All Other Offenses (Except Traffic) | 1,663 | 312 | 1,975 | 1,235 | 167 | 1,402 | -29.0 |
| TOTAL OTHER OFFENSES | 1,783 | 323 | 2,106 | 1,408 | 200 | 1,608 | -23.6 |
| PARISH TOTAL | 2,467 | 587 | 3,054 | 2,010 | 400 | 2,410 | -21.1 |

SOURCE: Louisiana Criminal Justice Information System Division

TABLE 63
1976 AND 1977 ARRESTS FOR TANGIPAHOA PARISH
BY AGE AND SEX

| Classification Of Offenses | 1976 | | | 1977 | | | % Δ of Total Juv. |
|--|------|--------|-------|------|--------|-------|----------------------|
| | Male | Female | Total | Male | Female | Total | |
| <u>Juvenile</u> | | | | | | | |
| <u>Index Crimes</u> | | | | | | | |
| Criminal Homicide | 1 | 0 | 1 | 0 | 0 | 0 | - |
| Forcible Rape | 0 | 0 | 0 | 1 | 0 | 1 | - |
| Robbery | 3 | 1 | 4 | 1 | 0 | 1 | - |
| Aggravated Assault | 6 | 2 | 8 | 9 | 2 | 11 | - |
| Burglary | 45 | 3 | 48 | 47 | 0 | 47 | - |
| Larceny-Theft | 50 | 13 | 63 | 51 | 22 | 73 | 15.9 |
| Motor Vehicle Theft | 3 | 0 | 3 | 6 | 0 | 6 | - |
| TOTAL INDEX | 108 | 19 | 127 | 115 | 24 | 139 | 9.4 |
| Narcotic Drug Laws | 2 | 2 | 4 | 8 | 1 | 9 | - |
| Curfew and Loitering Law Violations | 0 | 0 | 0 | 5 | 1 | 6 | - |
| Run Aways | 12 | 8 | 20 | 10 | 24 | 34 | - |
| All Other Offenses (Except Traffic) | 66 | 19 | 85 | 61 | 22 | 83 | -2.4 |
| TOTAL OTHER OFFENSES | 80 | 29 | 109 | 84 | 48 | 132 | 21.1 |
| PARISH TOTAL | 188 | 48 | 236 | 199 | 72 | 271 | 14.8 |

| Classification Of Offenses | 1976 | | | 1977 | | | % Δ of Total Adult |
|--|-------|--------|-------|-------|--------|-------|-----------------------|
| | Male | Female | Total | Male | Female | Total | |
| <u>Adult</u> | | | | | | | |
| <u>Index Crimes</u> | | | | | | | |
| Criminal Homicide | 15 | 6 | 21 | 24 | 5 | 29 | - |
| Forcible Rape | 14 | 0 | 14 | 15 | 0 | 15 | - |
| Robbery | 8 | 0 | 8 | 23 | 0 | 23 | - |
| Aggravated Assault | 135 | 28 | 163 | 120 | 28 | 148 | -9.2 |
| Burglary | 147 | 3 | 150 | 138 | 11 | 149 | -0.7 |
| Larceny-Theft | 239 | 173 | 412 | 216 | 116 | 332 | -19.4 |
| Motor Vehicle Theft | 13 | 1 | 14 | 19 | 0 | 19 | - |
| TOTAL INDEX | 571 | 211 | 782 | 555 | 160 | 715 | -8.6 |
| Narcotic Drug Laws | 127 | 15 | 142 | 124 | 18 | 142 | 0.0 |
| Curfew and Loitering Law Violations | x | x | x | x | x | x | x |
| Run Aways | x | x | x | x | x | x | x |
| All Other Offenses (Except Traffic) | 1,256 | 181 | 1,437 | 1,462 | 179 | 1,641 | 14.2 |
| TOTAL OTHER OFFENSES | 1,383 | 196 | 1,579 | 1,586 | 197 | 1,783 | 12.9 |
| PARISH TOTAL | 1,954 | 407 | 2,361 | 2,141 | 357 | 2,498 | 5.8 |

SOURCE: Louisiana Criminal Justice Information System Division

TABLE 64
1976 AND 1977 ARRESTS FOR TENSAS PARISH
BY AGE AND SEX

| Classification Of Offenses | <u>Juvenile</u> | | | | | | % Δ of Total Juv. |
|--|-----------------|--------|-------|------|--------|-------|----------------------|
| | 1976 | | | 1977 | | | |
| | Male | Female | Total | Male | Female | Total | |
| <u>Index Crimes</u> | | | | | | | |
| Criminal Homicide | 0 | 0 | 0 | 0 | 0 | 0 | - |
| Forcible Rape | 1 | 0 | 1 | 0 | 0 | 0 | - |
| Robbery | 0 | 0 | 0 | 0 | 0 | 0 | - |
| Aggravated Assault | 2 | 0 | 2 | 0 | 2 | 2 | - |
| Burglary | 1 | 0 | 1 | 3 | 0 | 3 | - |
| Larceny-Theft | 2 | 0 | 2 | 3 | 0 | 3 | - |
| Motor Vehicle Theft | 4 | 0 | 4 | 0 | 0 | 0 | - |
| TOTAL INDEX | 10 | 0 | 10 | 6 | 2 | 8 | - |
| Narcotic Drug Laws | 0 | 0 | 0 | 0 | 0 | 0 | - |
| Curfew and Loitering Law Violations | 0 | 0 | 0 | 0 | 0 | 0 | - |
| Run Aways | 0 | 5 | 5 | 0 | 0 | 0 | - |
| All Other Offenses (Except Traffic) | 3 | 0 | 3 | 4 | 1 | 5 | - |
| TOTAL OTHER OFFENSES | 3 | 5 | 8 | 4 | 1 | 5 | - |
| PARISH TOTAL | 13 | 5 | 18 | 10 | 3 | 13 | - |

| Classification Of Offenses | <u>Adult</u> | | | | | | % Δ of Total Adult |
|--|--------------|--------|-------|------|--------|-------|-----------------------|
| | 1976 | | | 1977 | | | |
| | Male | Female | Total | Male | Female | Total | |
| <u>Index Crimes</u> | | | | | | | |
| Criminal Homicide | 0 | 0 | 0 | 2 | 0 | 2 | - |
| Forcible Rape | 1 | 0 | 1 | 2 | 0 | 2 | - |
| Robbery | 0 | 0 | 0 | 0 | 0 | 0 | - |
| Aggravated Assault | 14 | 3 | 17 | 8 | 2 | 10 | - |
| Burglary | 15 | 0 | 15 | 12 | 2 | 14 | - |
| Larceny-Theft | 37 | 12 | 49 | 14 | 6 | 20 | - |
| Motor Vehicle Theft | 2 | 0 | 2 | 0 | 0 | 0 | - |
| TOTAL INDEX | 69 | 15 | 84 | 38 | 10 | 48 | - |
| Narcotic Drug Laws | 6 | 2 | 8 | 1 | 1 | 2 | - |
| Curfew and Loitering Law Violations | x | x | x | x | x | x | x |
| Run Aways | x | x | x | x | x | x | x |
| All Other Offenses (Except Traffic) | 105 | 13 | 118 | 118 | 12 | 130 | 10.2 |
| TOTAL OTHER OFFENSES | 111 | 15 | 126 | 119 | 13 | 132 | 4.8 |
| PARISH TOTAL | 180 | 30 | 210 | 157 | 23 | 180 | -14.3 |

SOURCE: Louisiana Criminal Justice Information System Division

TABLE 65
1976 AND 1977 ARRESTS FOR TERREBONNE PARISH
BY AGE AND SEX

| Classification Of Offenses | 1976 | | | 1977 | | | % Δ of Total Juv. |
|--|------|--------|-------|------|--------|-------|----------------------|
| | Male | Female | Total | Male | Female | Total | |
| <u>Juvenile</u> | | | | | | | |
| <u>Index Crimes</u> | | | | | | | |
| Criminal Homicide | 0 | 0 | 0 | 1 | 0 | 1 | - |
| Forcible Rape | 2 | 0 | 2 | 1 | 0 | 1 | - |
| Robbery | 5 | 0 | 5 | 3 | 0 | 3 | - |
| Aggravated Assault | 4 | 1 | 5 | 9 | 2 | 11 | - |
| Burglary | 54 | 2 | 56 | 70 | 8 | 78 | 39.3 |
| Larceny-Theft | 97 | 19 | 116 | 85 | 24 | 109 | -6.0 |
| Motor Vehicle Theft | 4 | 0 | 4 | 5 | 0 | 5 | - |
| TOTAL INDEX | 166 | 22 | 188 | 174 | 34 | 208 | 10.6 |
| Narcotic Drug Laws | | | | | | | |
| Curfew and Loitering | 30 | 10 | 40 | 23 | 6 | 29 | - |
| Law Violations | 51 | 16 | 67 | 40 | 23 | 63 | -6.0 |
| Run Aways | 34 | 80 | 114 | 30 | 49 | 79 | -30.7 |
| All Other Offenses (Except Traffic) | 292 | 86 | 378 | 241 | 67 | 308 | -18.5 |
| TOTAL OTHER OFFENSES | 407 | 192 | 599 | 334 | 145 | 479 | -20.0 |
| PARISH TOTAL | 573 | 214 | 787 | 508 | 179 | 687 | -12.7 |

| Classification Of Offenses | 1976 | | | 1977 | | | % Δ of Total Adult |
|--|-------|--------|-------|-------|--------|-------|-----------------------|
| | Male | Female | Total | Male | Female | Total | |
| <u>Adult</u> | | | | | | | |
| <u>Index Crimes</u> | | | | | | | |
| Criminal Homicide | 2 | 0 | 2 | 4 | 0 | 4 | - |
| Forcible Rape | 7 | 0 | 7 | 3 | 0 | 3 | - |
| Robbery | 28 | 0 | 28 | 11 | 0 | 11 | - |
| Aggravated Assault | 68 | 15 | 83 | 62 | 10 | 72 | -13.3 |
| Burglary | 94 | 11 | 105 | 52 | 2 | 54 | -48.6 |
| Larceny-Theft | 90 | 30 | 120 | 74 | 22 | 96 | -20.0 |
| Motor Vehicle Theft | 13 | 2 | 15 | 4 | 1 | 5 | - |
| TOTAL INDEX | 302 | 58 | 360 | 210 | 35 | 245 | -31.9 |
| Narcotic Drug Laws | | | | | | | |
| Curfew and Loitering | 102 | 15 | 117 | 102 | 13 | 115 | -1.7 |
| Law Violations | x | x | x | x | x | x | x |
| Run Aways | x | x | x | x | x | x | x |
| All Other Offenses (Except Traffic) | 988 | 136 | 1,124 | 1,450 | 148 | 1,598 | 42.2 |
| TOTAL OTHER OFFENSES | 1,090 | 151 | 1,241 | 1,552 | 161 | 1,713 | 38.0 |
| PARISH TOTAL | 1,392 | 209 | 1,601 | 1,762 | 196 | 1,958 | 22.3 |

SOURCE: Louisiana Criminal Justice Information System Division

TABLE 66
1976 AND 1977 ARRESTS FOR UNION PARISH
BY AGE AND SEX

| Classification Of Offenses | 1976 | | | 1977 | | | % Δ of Total Juv. |
|--|------|--------|-------|------|--------|-------|----------------------|
| | Male | Female | Total | Male | Female | Total | |
| <u>Juvenile</u> | | | | | | | |
| <u>Index Crimes</u> | | | | | | | |
| Criminal Homicide | 0 | 0 | 0 | 0 | 0 | 0 | - |
| Forcible Rape | 0 | 0 | 0 | 0 | 0 | 0 | - |
| Robbery | 0 | 0 | 0 | 2 | 0 | 2 | - |
| Aggravated Assault | 1 | 0 | 1 | 0 | 0 | 0 | - |
| Burglary | 11 | 0 | 11 | 11 | 2 | 13 | - |
| Larceny-Theft | 5 | 0 | 5 | 4 | 1 | 5 | - |
| Motor Vehicle Theft | 0 | 0 | 0 | 2 | 0 | 2 | - |
| TOTAL INDEX | 17 | 0 | 17 | 19 | 3 | 22 | - |
| Narcotic Drug Laws | 0 | 0 | 0 | 0 | 0 | 0 | - |
| Curfew and Loitering Law Violations | 1 | 0 | 1 | 0 | 0 | 0 | - |
| Run Aways | 2 | 1 | 3 | 2 | 4 | 6 | - |
| All Other Offenses (Except Traffic) | 16 | 0 | 16 | 10 | 2 | 12 | - |
| TOTAL OTHER OFFENSES | 19 | 1 | 20 | 12 | 6 | 18 | - |
| PARISH TOTAL | 36 | 1 | 37 | 31 | 9 | 40 | - |

| Classification Of Offenses | 1976 | | | 1977 | | | % Δ of Total Adult |
|--|------|--------|-------|------|--------|-------|-----------------------|
| | Male | Female | Total | Male | Female | Total | |
| <u>Adult</u> | | | | | | | |
| <u>Index Crimes</u> | | | | | | | |
| Criminal Homicide | 3 | 1 | 4 | 2 | 1 | 3 | - |
| Forcible Rape | 3 | 0 | 3 | 1 | 0 | 1 | - |
| Robbery | 0 | 0 | 0 | 3 | 0 | 3 | - |
| Aggravated Assault | 42 | 6 | 48 | 61 | 6 | 67 | - |
| Burglary | 17 | 3 | 20 | 28 | 3 | 31 | - |
| Larceny-Theft | 21 | 1 | 22 | 16 | 5 | 21 | - |
| Motor Vehicle Theft | 5 | 0 | 5 | 7 | 0 | 7 | - |
| TOTAL INDEX | 91 | 11 | 102 | 118 | 15 | 133 | 30.4 |
| Narcotic Drug Laws | 7 | 2 | 9 | 7 | 0 | 7 | - |
| Curfew and Loitering Law Violations | x | x | x | x | x | x | x |
| Run Aways | x | x | x | x | x | x | x |
| All Other Offenses (Except Traffic) | 170 | 27 | 197 | 204 | 24 | 228 | 15.7 |
| TOTAL OTHER OFFENSES | 177 | 29 | 206 | 211 | 24 | 235 | 14.1 |
| PARISH TOTAL | 268 | 40 | 308 | 329 | 39 | 368 | 19.5 |

SOURCE: Louisiana Criminal Justice Information System Division

TABLE 67
1976 AND 1977 ARRESTS IN VERMILION PARISH
BY AGE AND SEX

| Classification Of Offenses | <u>Juvenile</u> | | | | | | % Δ of Total Juv. |
|--|-----------------|--------|-------|------|--------|-------|----------------------|
| | 1976 | | | 1977 | | | |
| | Male | Female | Total | Male | Female | Total | |
| <u>Index Crimes</u> | | | | | | | |
| Criminal Homicide | 0 | 0 | 0 | 0 | 0 | 0 | - |
| Forcible Rape | 0 | 0 | 0 | 1 | 0 | 1 | - |
| Robbery | 0 | 0 | 0 | 2 | 0 | 2 | - |
| Aggravated Assault | 4 | 2 | 6 | 3 | 1 | 4 | - |
| Burglary | 51 | 0 | 51 | 15 | 0 | 15 | - |
| Larceny-Theft | 29 | 3 | 32 | 24 | 1 | 25 | - |
| Motor Vehicle Theft | 6 | 0 | 6 | 3 | 0 | 3 | - |
| TOTAL INDEX | 90 | 5 | 95 | 48 | 2 | 50 | -47.4 |
| Narcotic Drug Laws | 3 | 0 | 3 | 9 | 0 | 9 | - |
| Curfew and Loitering Law Violations | 6 | 1 | 7 | 11 | 4 | 15 | - |
| Run Aways | 23 | 17 | 40 | 24 | 36 | 60 | - |
| All Other Offenses (Except Traffic) | 33 | 8 | 41 | 38 | 8 | 46 | - |
| TOTAL OTHER OFFENSES | 65 | 26 | 91 | 82 | 48 | 130 | 48.9 |
| PARISH TOTAL | 155 | 31 | 186 | 130 | 50 | 180 | -3.2 |

| Classification Of Offenses | <u>Adult</u> | | | | | | % Δ of Total Adult |
|--|--------------|--------|-------|------|--------|-------|-----------------------|
| | 1976 | | | 1977 | | | |
| | Male | Female | Total | Male | Female | Total | |
| <u>Index Crimes</u> | | | | | | | |
| Criminal Homicide | 2 | 0 | 2 | 1 | 1 | 2 | - |
| Forcible Rape | 0 | 0 | 0 | 4 | 1 | 5 | - |
| Robbery | 5 | 0 | 5 | 8 | 0 | 8 | - |
| Aggravated Assault | 21 | 3 | 24 | 33 | 6 | 39 | - |
| Burglary | 49 | 0 | 49 | 50 | 1 | 51 | - |
| Larceny-Theft | 73 | 8 | 81 | 36 | 9 | 45 | - |
| Motor Vehicle Theft | 4 | 0 | 4 | 10 | 0 | 10 | - |
| TOTAL INDEX | 154 | 11 | 165 | 142 | 18 | 160 | -3.0 |
| Narcotic Drug Laws | 32 | 2 | 34 | 27 | 3 | 30 | - |
| Curfew and Loitering Law Violations | x | x | x | x | x | x | x |
| Run Aways | x | x | x | x | x | x | x |
| All Other Offenses (Except Traffic) | 302 | 68 | 370 | 392 | 49 | 441 | 19.2 |
| TOTAL OTHER OFFENSES | 334 | 70 | 404 | 419 | 52 | 471 | 16.6 |
| PARISH TOTAL | 488 | 81 | 569 | 561 | 70 | 631 | 10.9 |

SOURCE: Louisiana Criminal Justice Information System Division

TABLE 68

1976 AND 1977 ARRESTS FOR VERNON PARISH
BY AGE AND SEX

Juvenile

| Classification Of Offenses | 1976 | | | 1977 | | | % Δ of Total Juv. |
|--|------|--------|-------|------|--------|-------|----------------------|
| | Male | Female | Total | Male | Female | Total | |
| <u>Index Crimes</u> | | | | | | | |
| Criminal Homicide | 0 | 0 | 0 | 1 | 0 | 1 | - |
| Forcible Rape | 0 | 0 | 0 | 0 | 0 | 0 | - |
| Robbery | 0 | 0 | 0 | 0 | 0 | 0 | - |
| Aggravated Assault | 1 | 0 | 1 | 1 | 1 | 2 | - |
| Burglary | 6 | 0 | 6 | 23 | 5 | 28 | - |
| Larceny-Theft | 15 | 1 | 16 | 32 | 16 | 48 | - |
| Motor Vehicle Theft | 1 | 0 | 1 | 0 | 0 | 0 | - |
| TOTAL INDEX | 23 | 1 | 24 | 57 | 22 | 79 | - |
| Narcotic Drug Laws | 15 | 1 | 16 | 12 | 6 | 18 | - |
| Curfew and Loitering Law Violations | 0 | 0 | 0 | 1 | 0 | 1 | - |
| Run Aways | 15 | 35 | 50 | 22 | 49 | 71 | 42.0 |
| All Other Offenses (Except Traffic) | 73 | 43 | 116 | 111 | 30 | 141 | 21.6 |
| TOTAL OTHER OFFENSES | 93 | 79 | 182 | 146 | 85 | 231 | 26.9 |
| PARISH TOTAL | 126 | 80 | 126 | 203 | 107 | 310 | 50.5 |

Adult

| Classification Of Offenses | 1976 | | | 1977 | | | % Δ of Total Adult |
|--|-------|--------|-------|-------|--------|-------|-----------------------|
| | Male | Female | Total | Male | Female | Total | |
| <u>Index Crimes</u> | | | | | | | |
| Criminal Homicide | 3 | 1 | 4 | 4 | 2 | 6 | - |
| Forcible Rape | 7 | 0 | 7 | 7 | 0 | 7 | - |
| Robbery | 19 | 1 | 20 | 10 | 0 | 10 | - |
| Aggravated Assault | 65 | 7 | 72 | 117 | 18 | 135 | 87.5 |
| Burglary | 50 | 0 | 50 | 69 | 1 | 70 | 40.0 |
| Larceny-Theft | 71 | 17 | 88 | 152 | 23 | 175 | 98.9 |
| Motor Vehicle Theft | 2 | 0 | 2 | 3 | 0 | 3 | - |
| TOTAL INDEX | 217 | 26 | 243 | 362 | 44 | 406 | 67.1 |
| Narcotic Drug Laws | 150 | 25 | 175 | 217 | 30 | 247 | 41.1 |
| Curfew and Loitering Law Violations | x | x | x | x | x | x | x |
| Run Aways | x | x | x | x | x | x | x |
| All Other Offenses (Except Traffic) | 1,453 | 249 | 1,702 | 2,223 | 225 | 2,448 | 43.8 |
| TOTAL OTHER OFFENSES | 1,603 | 274 | 1,877 | 2,440 | 255 | 2,695 | 43.6 |
| PARISH TOTAL | 1,820 | 300 | 2,120 | 2,802 | 299 | 3,101 | 46.3 |

SOURCE: Louisiana Criminal Justice Information System Division

TABLE 69
1976 AND 1977 ARRESTS FOR WASHINGTON PARISH
BY AGE AND SEX

| Classification Of Offenses | <u>Juvenile</u> | | | 1977 | | | % Δ of Total Juv. |
|--|-----------------|-----------|------------|------------|-----------|------------|----------------------|
| | 1976 | 1976 | Total | Male | Female | Total | |
| <u>Index Crimes</u> | | | | | | | |
| Criminal Homicide | 0 | 0 | 0 | 1 | 0 | 1 | - |
| Forcible Rape | 0 | 0 | 0 | 5 | 0 | 5 | - |
| Robbery | 2 | 0 | 2 | 1 | 0 | 1 | - |
| Aggravated Assault | 12 | 0 | 12 | 6 | 0 | 6 | - |
| Burglary | 53 | 2 | 55 | 56 | 2 | 58 | - |
| Larceny-Theft | 43 | 23 | 66 | 43 | 8 | 51 | -22.7 |
| Motor Vehicle Theft | 2 | 0 | 2 | 4 | 0 | 4 | - |
| TOTAL INDEX | 112 | 25 | 137 | 116 | 10 | 126 | -8.0 |
| <u>Narcotic Drug Laws</u> | | | | | | | |
| Curfew and Loitering Law Violations | 22 | 5 | 27 | 18 | 7 | 25 | - |
| Run Aways | 0 | 0 | 0 | 0 | 0 | 0 | - |
| All Other Offenses (Except Traffic) | 2 | 9 | 11 | 2 | 14 | 16 | - |
| TOTAL OTHER OFFENSES | 63 | 20 | 83 | 65 | 23 | 88 | 6.0 |
| TOTAL OTHER OFFENSES | 87 | 34 | 121 | 85 | 44 | 129 | 6.6 |
| PARISH TOTAL | 199 | 59 | 258 | 201 | 54 | 255 | -1.2 |

| Classification Of Offenses | <u>Adult</u> | | | 1977 | | | % Δ of Total Adult |
|--|--------------|------------|--------------|--------------|------------|--------------|-----------------------|
| | 1976 | 1976 | Total | Male | Female | Total | |
| <u>Index Crimes</u> | | | | | | | |
| Criminal Homicide | 5 | 1 | 6 | 3 | 2 | 5 | - |
| Forcible Rape | 3 | 0 | 3 | 5 | 0 | 5 | - |
| Robbery | 14 | 0 | 14 | 21 | 2 | 23 | - |
| Aggravated Assault | 88 | 23 | 111 | 95 | 19 | 114 | 2.7 |
| Burglary | 108 | 9 | 117 | 115 | 4 | 119 | 1.7 |
| Larceny-Theft | 129 | 47 | 176 | 118 | 70 | 188 | 6.8 |
| Motor Vehicle Theft | 12 | 0 | 12 | 14 | 3 | 17 | - |
| TOTAL INDEX | 359 | 80 | 439 | 371 | 100 | 471 | 7.3 |
| <u>Narcotic Drug Laws</u> | | | | | | | |
| Curfew and Loitering Law Violations | 106 | 17 | 123 | 110 | 22 | 132 | 7.3 |
| Run Aways | x | x | x | x | x | x | x |
| All Other Offenses (Except Traffic) | x | x | x | x | x | x | x |
| TOTAL OTHER OFFENSES | 1,122 | 185 | 1,307 | 1,353 | 253 | 1,606 | 22.9 |
| TOTAL OTHER OFFENSES | 1,228 | 202 | 1,430 | 1,463 | 275 | 1,738 | 21.5 |
| PARISH TOTAL | 1,587 | 282 | 1,869 | 1,834 | 375 | 2,209 | 18.2 |

SOURCE: Louisiana Criminal Justice Information System Division

TABLE 70
1976 AND 1977 ARRESTS IN WEBSTER PARISH
BY AGE AND SEX

| Classification Of Offenses | 1976 | | | 1977 | | | % Δ of Total Juv. |
|--|-----------------|--------|-------|------|--------|-------|----------------------|
| | Male | Female | Total | Male | Female | Total | |
| | <u>Juvenile</u> | | | | | | |
| <u>Index Crimes</u> | | | | | | | |
| Criminal Homicide | 0 | 0 | 0 | 0 | 0 | 0 | - |
| Forcible Rape | 0 | 0 | 0 | 0 | 0 | 0 | - |
| Robbery | 6 | 0 | 6 | 2 | 0 | 2 | - |
| Aggravated Assault | 1 | 0 | 1 | 1 | 1 | 2 | - |
| Burglary | 13 | 0 | 13 | 22 | 0 | 22 | - |
| Larceny-Theft | 54 | 5 | 59 | 40 | 23 | 63 | 6.8 |
| Motor Vehicle Theft | 2 | 0 | 2 | 1 | 0 | 1 | - |
| TOTAL INDEX | 76 | 5 | 81 | 66 | 24 | 90 | 11.1 |
| Narcotic Drug Laws | 5 | 0 | 5 | 5 | 3 | 8 | - |
| Curfew and Loitering Law Violations | 9 | 1 | 10 | 5 | 1 | 6 | - |
| Run Aways | 4 | 6 | 10 | 6 | 15 | 21 | - |
| All Other Offenses (Except Traffic) | 74 | 11 | 85 | 98 | 42 | 140 | 64.7 |
| TOTAL OTHER OFFENSES | 92 | 18 | 110 | 114 | 61 | 175 | 59.1 |
| PARISH TOTAL | 168 | 23 | 191 | 180 | 85 | 265 | 38.7 |

| Classification Of Offenses | 1976 | | | 1977 | | | % Δ of Total Adult |
|--|--------------|--------|-------|------|--------|-------|-----------------------|
| | Male | Female | Total | Male | Female | Total | |
| | <u>Adult</u> | | | | | | |
| <u>Index Crimes</u> | | | | | | | |
| Criminal Homicide | 5 | 0 | 5 | 9 | 0 | 9 | - |
| Forcible Rape | 2 | 0 | 2 | 8 | 0 | 8 | - |
| Robbery | 7 | 0 | 7 | 6 | 0 | 6 | - |
| Aggravated Assault | 31 | 4 | 35 | 60 | 8 | 68 | - |
| Burglary | 34 | 2 | 36 | 36 | 5 | 41 | - |
| Larceny-Theft | 60 | 37 | 97 | 82 | 57 | 139 | 43.3 |
| Motor Vehicle Theft | 4 | 0 | 4 | 8 | 0 | 8 | - |
| TOTAL INDEX | 143 | 43 | 186 | 209 | 70 | 279 | 50.0 |
| Narcotic Drug Laws | 36 | 8 | 44 | 47 | 5 | 52 | - |
| Curfew and Loitering Law Violations | x | x | x | x | x | x | x |
| Run Aways | x | x | x | x | x | x | x |
| All Other Offenses (Except Traffic) | 595 | 99 | 694 | 562 | 108 | 670 | -3.5 |
| TOTAL OTHER OFFENSES | 631 | 107 | 738 | 609 | 113 | 722 | -2.2 |
| PARISH TOTAL | 774 | 150 | 924 | 818 | 183 | 1,001 | 8.3 |

SOURCE: Louisiana Criminal Justice Information System Division

TABLE 71
1976 AND 1977 ARRESTS FOR WEST BATON ROUGE PARISH
BY AGE AND SEX

Juvenile

| Classification Of Offenses | 1976 | | | 1977 | | | % Δ of Total Juv. |
|--|------|--------|-------|------|--------|-------|----------------------|
| | Male | Female | Total | Male | Female | Total | |
| <u>Index Crimes</u> | | | | | | | |
| Criminal Homicide | 0 | 0 | 0 | 1 | 0 | 1 | - |
| Forcible Rape | 0 | 0 | 0 | 1 | 0 | 1 | - |
| Robbery | 2 | 0 | 2 | 1 | 0 | 1 | - |
| Aggravated Assault | 5 | 0 | 5 | 2 | 1 | 3 | - |
| Burglary | 19 | 0 | 19 | 7 | 0 | 7 | - |
| Larceny-Theft | 29 | 3 | 32 | 40 | 7 | 47 | - |
| Motor Vehicle Theft | 5 | 0 | 5 | 2 | 0 | 2 | - |
| TOTAL INDEX | 60 | 3 | 63 | 54 | 8 | 62 | -1.6 |
| Narcotic Drug Laws | 13 | 3 | 16 | 6 | 7 | 13 | - |
| Curfew and Loitering Law Violations | 1 | 0 | 1 | 1 | 2 | 3 | - |
| Run Aways | 8 | 20 | 28 | 15 | 27 | 42 | - |
| All Other Offenses (Except Traffic) | 99 | 65 | 164 | 64 | 72 | 136 | -17.1 |
| TOTAL OTHER OFFENSES | 121 | 88 | 209 | 86 | 108 | 294 | 40.7 |
| PARISH TOTAL | 181 | 91 | 272 | 140 | 116 | 256 | - 5.9 |

Adult

| Classification Of Offenses | 1976 | | | 1977 | | | % Δ of Total Adult |
|--|------|--------|-------|------|--------|-------|-----------------------|
| | Male | Female | Total | Male | Female | Total | |
| <u>Index Crimes</u> | | | | | | | |
| Criminal Homicide | 3 | 0 | 3 | 4 | 1 | 5 | - |
| Forcible Rape | 11 | 0 | 11 | 3 | 0 | 3 | - |
| Robbery | 11 | 0 | 11 | 4 | 0 | 4 | - |
| Aggravated Assault | 61 | 5 | 66 | 67 | 7 | 74 | - |
| Burglary | 23 | 6 | 29 | 27 | 2 | 29 | - |
| Larceny-Theft | 53 | 13 | 66 | 49 | 8 | 57 | -13.6 |
| Motor Vehicle Theft | 5 | 0 | 5 | 4 | 0 | 4 | - |
| TOTAL INDEX | 167 | 24 | 191 | 158 | 18 | 176 | - 7.9 |
| Narcotic Drug Laws | 45 | 1 | 46 | 31 | 6 | 37 | - |
| Curfew and Loitering Law Violations | x | x | x | x | x | x | x |
| Run Aways | x | x | x | x | x | x | x |
| All Other Offenses (Except Traffic) | 610 | 97 | 707 | 604 | 83 | 687 | - 2.8 |
| TOTAL OTHER OFFENSES | 655 | 98 | 753 | 635 | 89 | 724 | - 3.9 |
| PARISH TOTAL | 822 | 122 | 944 | 793 | 108 | 901 | - 4.6 |

SOURCE: Louisiana Criminal Justice Information System Division

TABLE 72
1976 AND 1977 ARRESTS IN WEST CARROLL PARISH
BY AGE AND SEX

| Classification Of Offenses | 1976 | | | 1977 | | | % Δ of Total Juv. |
|--|------|--------|-------|------|--------|-------|----------------------|
| | Male | Female | Total | Male | Female | Total | |
| <u>Juvenile</u> | | | | | | | |
| <u>Index Crimes</u> | | | | | | | |
| Criminal Homicide | 0 | 0 | 0 | 0 | 0 | 0 | - |
| Forcible Rape | 0 | 0 | 0 | 0 | 0 | 0 | - |
| Robbery | 0 | 1 | 1 | 0 | 0 | 0 | - |
| Aggravated Assault | 0 | 0 | 0 | 1 | 0 | 1 | - |
| Burglary | 5 | 0 | 5 | 4 | 0 | 4 | - |
| Larceny-Theft | 1 | 0 | 1 | 6 | 2 | 8 | - |
| Motor Vehicle Theft | 0 | 0 | 0 | 0 | 0 | 0 | - |
| TOTAL INDEX | 6 | 1 | 7 | 11 | 2 | 13 | - |
| Narcotic Drug Laws | 0 | 0 | 0 | 2 | 2 | 4 | - |
| Curfew and Loitering Law Violations | 0 | 0 | 0 | 0 | 0 | 0 | - |
| Run Aways | 0 | 4 | 4 | 6 | 2 | 8 | - |
| All Other Offenses (Except Traffic) | 2 | 0 | 2 | 23 | 0 | 23 | - |
| TOTAL OTHER OFFENSES | 2 | 4 | 6 | 31 | 4 | 35 | - |
| PARISH TOTAL | 8 | 5 | 13 | 42 | 6 | 48 | - |

| Classification Of Offenses | 1976 | | | 1977 | | | % Δ of Total Adult |
|--|------|--------|-------|------|--------|-------|-----------------------|
| | Male | Female | Total | Male | Female | Total | |
| <u>Adult</u> | | | | | | | |
| <u>Index Crimes</u> | | | | | | | |
| Criminal Homicide | 2 | 0 | 2 | 0 | 1 | 1 | - |
| Forcible Rape | 1 | 0 | 1 | 1 | 0 | 1 | - |
| Robbery | 0 | 1 | 1 | 0 | 0 | 0 | - |
| Aggravated Assault | 14 | 6 | 20 | 14 | 4 | 18 | - |
| Burglary | 12 | 1 | 13 | 13 | 4 | 17 | - |
| Larceny-Theft | 39 | 6 | 45 | 11 | 4 | 15 | - |
| Motor Vehicle Theft | 2 | 1 | 3 | 0 | 0 | 0 | - |
| TOTAL INDEX | 70 | 15 | 85 | 39 | 13 | 52 | -38.8 |
| Narcotic Drug Laws | 19 | 4 | 23 | 24 | 2 | 26 | - |
| Curfew and Loitering Law Violations | x | x | x | x | x | x | x |
| Run Aways | x | x | x | x | x | x | x |
| All Other Offenses (Except Traffic) | 175 | 29 | 204 | 294 | 53 | 347 | 70.1 |
| TOTAL OTHER OFFENSES | 194 | 33 | 227 | 318 | 55 | 373 | 64.3 |
| PARISH TOTAL | 264 | 48 | 312 | 357 | 68 | 425 | 36.2 |

SOURCE: Louisiana Criminal Justice Information System Division

TABLE 73

1976 AND 1977 ARRESTS FOR WEST FELICIANA PARISH
BY AGE AND SEX

Juvenile

| Classification Of Offenses | 1976 | | | 1977 | | | % Δ of Total Juv. |
|--|------|--------|-------|------|--------|-------|----------------------|
| | Male | Female | Total | Male | Female | Total | |
| <u>Index Crimes</u> | | | | | | | |
| Criminal Homicide | | | | 0 | 0 | 0 | - |
| Forcible Rape | | | | 0 | 0 | 0 | - |
| Robbery | | | | 0 | 0 | 0 | - |
| Aggravated Assault | | | | 0 | 0 | 0 | - |
| Burglary | | | | 0 | 0 | 0 | - |
| Larceny-Theft | | | | 4 | 0 | 4 | - |
| Motor Vehicle Theft | | | | 0 | 0 | 0 | - |
| TOTAL INDEX | | | | 4 | 0 | 4 | - |
| Narcotic Drug Laws | | | | 0 | 0 | 0 | - |
| Curfew and Loitering Law Violations | | | | 0 | 0 | 0 | - |
| Run Aways | | | | 1 | 0 | 1 | - |
| All Other Offenses (Except Traffic) | | | | 3 | 0 | 3 | - |
| TOTAL OTHER OFFENSES | | | | 4 | 0 | 4 | - |
| PARISH TOTAL | | | | 8 | 0 | 8 | - |

Adult

| Classification Of Offenses | 1976 | | | 1977 | | | % Δ of Total Adult |
|--|------|--------|-------|------|--------|-------|-----------------------|
| | Male | Female | Total | Male | Female | Total | |
| <u>Index Crimes</u> | | | | | | | |
| Criminal Homicide | | | | 1 | 0 | 1 | - |
| Forcible Rape | | | | 2 | 0 | 2 | - |
| Robbery | | | | 3 | 2 | 5 | - |
| Aggravated Assault | | | | 13 | 0 | 13 | - |
| Burglary | | | | 12 | 0 | 12 | - |
| Larceny-Theft | | | | 15 | 3 | 18 | - |
| Motor Vehicle Theft | | | | 2 | 0 | 2 | - |
| TOTAL INDEX | | | | 48 | 5 | 53 | - |
| Narcotic Drug Laws | | | | 26 | 2 | 28 | - |
| Curfew and Loitering Law Violations | x | x | x | x | x | x | x |
| Run Aways | x | x | x | x | x | x | x |
| All Other Offenses (Except Traffic) | | | | 224 | 14 | 238 | - |
| TOTAL OTHER OFFENSES | | | | 250 | 16 | 266 | - |
| PARISH TOTAL | | | | 298 | 21 | 319 | - |

SOURCE: Louisiana Criminal Justice Information System Division

TABLE 74
1976 AND 1977 ARRESTS FOR WINN PARISH
BY AGE AND SEX

| Classification Of Offenses | <u>Juvenile</u> | | | | | | % Δ of Total Juv. |
|--|-----------------|--------|-------|------|--------|-------|----------------------|
| | 1976 | | | 1977 | | | |
| | Male | Female | Total | Male | Female | Total | |
| <u>Index Crimes</u> | | | | | | | |
| Criminal Homicide | 0 | 0 | 0 | 0 | 0 | 0 | - |
| Forcible Rape | 0 | 0 | 0 | 0 | 0 | 0 | - |
| Robbery | 0 | 0 | 0 | 0 | 0 | 0 | - |
| Aggravated Assault | 4 | 0 | 4 | 5 | 0 | 5 | - |
| Burglary | 9 | 0 | 9 | 9 | 0 | 9 | - |
| Larceny-Theft | 20 | 6 | 26 | 26 | 2 | 28 | - |
| Motor Vehicle Theft | 0 | 0 | 0 | 2 | 0 | 2 | - |
| TOTAL INDEX | 33 | 6 | 39 | 42 | 2 | 44 | - |
| Narcotic Drug Laws | | | | | | | |
| Curfew and Loitering | 0 | 0 | 0 | 2 | 1 | 3 | - |
| Law Violations | 0 | 2 | 2 | 0 | 0 | 0 | - |
| Run Aways | 5 | 9 | 14 | 15 | 2 | 17 | - |
| All Other Offenses (Except Traffic) | 86 | 47 | 133 | 55 | 14 | 69 | -48.1 |
| TOTAL OTHER OFFENSES | 91 | 58 | 149 | 72 | 17 | 99 | -33.6 |
| PARISH TOTAL | 124 | 64 | 188 | 114 | 29 | 143 | -23.9 |

| Classification Of Offenses | <u>Adult</u> | | | | | | % Δ of Total Adult |
|--|--------------|--------|-------|------|--------|-------|-----------------------|
| | 1976 | | | 1977 | | | |
| | Male | Female | Total | Male | Female | Total | |
| <u>Index Crimes</u> | | | | | | | |
| Criminal Homicide | 0 | 0 | 0 | 4 | 0 | 4 | - |
| Forcible Rape | 6 | 0 | 6 | 4 | 0 | 4 | - |
| Robbery | 2 | 0 | 2 | 5 | 0 | 5 | - |
| Aggravated Assault | 44 | 6 | 50 | 58 | 16 | 74 | 48.0 |
| Burglary | 11 | 0 | 11 | 17 | 2 | 19 | - |
| Larceny-Theft | 40 | 9 | 49 | 26 | 6 | 32 | - |
| Motor Vehicle Theft | 2 | 0 | 2 | 2 | 0 | 2 | - |
| TOTAL INDEX | 105 | 15 | 120 | 116 | 24 | 140 | 16.7 |
| Narcotic Drug Laws | | | | | | | |
| Curfew and Loitering | 58 | 11 | 69 | 20 | 0 | 20 | - |
| Law Violations | x | x | x | x | x | x | x |
| Run Aways | x | x | x | x | x | x | x |
| All Other Offenses (Except Traffic) | 421 | 48 | 469 | 315 | 49 | 364 | -22.4 |
| TOTAL OTHER OFFENSES | 479 | 59 | 538 | 335 | 49 | 384 | -28.6 |
| PARISH TOTAL | 584 | 74 | 658 | 451 | 73 | 524 | -20.4 |

SOURCE: Louisiana Criminal Justice Information System Division

TABLE 75
LOUISIANA ARRESTS BY SEX AND AGE, 1976 AND 1977

JUVENILE

| Classification Of Offenses | 1976 Female | 1977 Female | % Change of Female Juv. | 1976 Male | 1977 Male | % Change of Male Juv. |
|--|----------------|----------------|----------------------------|--------------|--------------|--------------------------|
| <u>Index Crimes</u> | | | | | | |
| Criminal Homicide | 2 | 8 | - | 9 | 35 | - |
| Forcible Rape | 0 | 3 | - | 59 | 76 | 28.8 |
| Robbery | 32 | 26 | - | 445 | 535 | 20.2 |
| Aggravated Assault | 168 | 136 | -19.0 | 653 | 708 | 8.4 |
| Burglary | 115 | 185 | 60.9 | 3565 | 3851 | 8.0 |
| Larceny-Theft | 2031 | 2351 | 15.8 | 5566 | 6039 | 8.5 |
| Motor Vehicle Theft | 35 | 49 | - | 580 | 711 | 22.6 |
| TOTAL INDEX | 2383 | 2758 | 15.7 | 10877 | 11955 | 9.9 |
| Narcotic Drug Laws | 206 | 279 | 35.4 | 916 | 961 | 4.9 |
| Curfew and Loitering Law Violations | 235 | 247 | 5.1 | 881 | 684 | - 22.4 |
| Run Aways | 1359 | 1714 | 26.1 | 1076 | 1305 | 21.3 |
| All Other Offenses (Except Traffic) | 2409 | 2587 | 7.4 | 7907 | 8784 | 9.0 |
| TOTAL OTHER OFFENSES | 4209 | 4827 | 14.7 | 10,780 | 11,734 | 8.8 |
| PARISH TOTAL | 6592 | 7585 | 15.1 | 21,657 | 23,689 | 9.4 |

ADULT

| Classification Of Offenses | 1976 Female | 1977 Female | % Change of Female Juv. | 1976 Male | 1977 Male | % Change of Male Juv. |
|--|----------------|----------------|----------------------------|--------------|--------------|--------------------------|
| <u>Index Crimes</u> | | | | | | |
| Criminal Homicide | 70 | 94 | 34.3 | 429 | 492 | 14.7 |
| Forcible Rape | 4 | 9 | - | 518 | 640 | 23.6 |
| Robbery | 103 | 118 | 14.6 | 1697 | 1735 | 2.2 |
| Aggravated Assault | 1072 | 1075 | 0.3 | 5613 | 6018 | 7.2 |
| Burglary | 253 | 251 | - 0.8 | 5510 | 5847 | 6.1 |
| Larceny-Theft | 5659 | 6186 | 9.3 | 10934 | 11146 | 1.9 |
| Motor Vehicle Theft | 55 | 68 | 23.6 | 937 | 1120 | 19.5 |
| TOTAL INDEX | 7216 | 7801 | 8.1 | 25,638 | 26,998 | 5.3 |
| Narcotic Drug Laws | 1286 | 1380 | 7.3 | 8450 | 9363 | 10.8 |
| Curfew and Loitering Law Violations | 5 | 10 | - | 29 | 61 | - |
| Run Aways | 17 | 16 | - | 17 | 12 | - |
| All Other Offenses (Except Traffic) | 14652 | 15166 | 3.5 | 94,242 | 101,106 | 7.3 |
| TOTAL OTHER OFFENSES | 15,960 | 16,572 | 3.8 | 102,738 | 110,542 | 7.6 |
| PARISH TOTAL | 23,176 | 24,373 | 5.2 | 128,376 | 137,540 | 7.1 |

SOURCE: Louisiana Criminal Justice Information System Division (March, 1978)




TABLE 76

1977 DELINQUENCY REPORT BY MONTH - ASRA FORM¹

| <u>Agency</u> | <u>Jan.</u> | <u>Feb.</u> | <u>March</u> | <u>April</u> | <u>May</u> | <u>June</u> | <u>July</u> | <u>Aug.</u> | <u>Sept.</u> | <u>Oct.</u> | <u>Nov.</u> | <u>Dec.</u> |
|-------------------|-------------|-------------|--------------|--------------|------------|-------------|-------------|-------------|--------------|-------------|-------------|-------------|
| Sheriff | | | | | | | | | | | | |
| Avoyelles | | | | | | | | | | | | X |
| Cameron | | | | | | | | X | | | | |
| Franklin | | | | | | | | | | | X | |
| LaSalle | | | | | | | | X | X | X | X | X |
| Morehouse | | | | | | | | | | | | X |
| Point Cadee | | | | | | | | X | X | X | X | X |
| Red River | X | X | X | X | | X | X | X | X | X | X | X |
| Sabine | | | | | | | | | | | X | X |
| St. James | | | | | | | | | | | | X |
| St. Martin | | | X | X | X | X | X | X | X | X | X | X |
| Terrebonne | | | | | | | | | | | X | |
| Vernon | | | | | | | | | | | | X |
| Webster | | | | | | | | | | | X | X |
| West Carroll | | | | | | | | X | X | | | |
| Police Department | | | | | | | | | | | | |
| Baskin | | | | | | X | X | X | X | X | X | |
| Church Point | | | | | | | | | | | | X |
| Collinston | | | | | | | | | | X | X | X |
| Delhi | | | | | | | | | | | X | X |
| Gramercy | X | X | X | X | X | X | X | X | X | X | X | X |
| Gretna | | | | | | | X | | | | | |
| Harahan | | | | | | | | | | | X | X |
| Jackson | X | X | X | X | X | X | X | X | X | X | X | X |
| Lake Arthur | X | X | X | X | X | X | X | X | X | X | X | X |
| Loreauville | | | | | | | | | | X | | X |
| Lutcher | X | X | X | X | X | X | X | X | X | X | X | X |
| Morgan City | X | | | | | | | | | | | |
| Oakgrove | | | | | | | | | | | | X |
| Ponchatoula | | | | | | | | | | X | | |
| Richwood | | | | X | | | | X | | | X | X |
| St. Francisville | X | X | X | X | X | X | X | X | X | X | X | X |
| Ville Platte | | | | | | | | | | | | X |
| Waterproof | | | | | | | X | | | | | |
| Winnfield | | | | | | | | | | | X | X |
| Zachary | | | | | | | | | | | X | X |

¹Reports are considered delinquent if not included in the automated system as of March 27, 1978.

Source: Louisiana Criminal Justice Information System Division

TABLE 77
1977 DELINQUENCY REPORT BY MONTH - ASRJ FORM¹

| <u>Agency</u> | <u>Jan.</u> | <u>Feb.</u> | <u>March</u> | <u>April</u> | <u>May</u> | <u>June</u> | <u>July</u> | <u>Aug.</u> | <u>Sept.</u> | <u>Oct.</u> | <u>Nov.</u> | <u>Dec.</u> |
|---------------------------|-------------|-------------|--------------|--------------|------------|-------------|-------------|-------------|--------------|-------------|-------------|-------------|
| Sheriff Offices | | | | | | | | | | | | |
| Avoyelles | | | | | | | | | | | | |
| Cameron | | | | | | | | | | | | X |
| Franklin | | | | | | | | | | | X | |
| Iberville | | | | | | | | | | | X | |
| LaSalle | | | | | | | | | | | | X |
| Morehouse | | | | | | | | X | X | X | X | X |
| Point Coupee | | | | | | | | X | X | X | X | X |
| Red River | X | X | X | X | | X | X | X | X | X | X | X |
| Sabine | | | | | | | | X | X | X | X | X |
| St. James | | | | | | | | | | | X | X |
| St. Martin | | | | | | | | | | | X | X |
| Terrebonne | | | X | X | X | X | X | X | X | X | X | X |
| Vernon | | | | | | | | | | | X | |
| Webster | | | | | | | | | | | | X |
| West Carroll | | | | | | | | X | X | | X | X |
| Police Departments | | | | | | | | | | | | |
| Baskin | | | | | | | | | | | | |
| Church Point | | | | | | X | X | X | X | X | X | |
| Collinston | | | | | | | | | | | | X |
| Delhi | | | | | | | | | | X | X | X |
| Gramercy | X | X | X | X | X | X | X | X | X | X | X | X |
| Gretna | | | | | | | | | | | X | X |
| Harahan | | | | | | | X | | | | X | X |
| Jackson | X | X | X | X | X | X | X | X | X | | X | X |
| Lake Arthur | X | X | X | X | X | X | X | X | X | X | X | X |
| Loreauville | | | | | | | | | | X | X | X |
| Lutcher | X | X | X | X | X | X | X | X | X | X | X | X |
| Oakgrove | | | | | | | | | | | X | X |
| Pontchatoula | | | | | | | | | | | | X |
| Richwood | | | | | | | | | | X | | |
| St. Francisville | X | X | X | X | X | X | X | X | X | X | X | X |
| Vidalia | | | | | | | | | | | X | X |
| Ville Platte | | | | | | | | | | | X | |
| Waterproof | | | | | | | X | | | | | X |
| Winnfield | | | | | | | | | | | | |
| Zachary | | | | | | | | | | | X | X |

¹Reports are considered delinquent if not included in the automated system as of March 27, 1978

Source: Louisiana Criminal Justice Information System Division

TABLE 78

1975 ARRESTS BY PARISH IN LOUISIANA

| Parish | Murder | Rape | Robbery | Aggravated Assault | Burglary | Larceny Theft | Motor Vehicle Theft | Total Index |
|-----------------|--------|------|---------|-----------------------|----------|------------------|---------------------------|----------------|
| Acadia | 7 | 8 | 4 | 48 | 154 | 149 | 7 | 377 |
| Allen | | | | | | | | NR* |
| Ascension | 2 | 1 | 7 | 6 | 12 | 26 | 1 | 55 |
| Assumption | | | | | | | | NR* |
| Avoyelles | 1 | 1 | 1 | 45 | 31 | 99 | 0 | 178 |
| Beauregard | 0 | 2 | 1 | 42 | 44 | 168 | 8 | 265 |
| Bienville | 1 | 0 | 30 | 6 | 30 | 84 | 0 | 151 |
| Bossier | 12 | 6 | 14 | 103 | 231 | 481 | 60 | 907 |
| Caddo | 39 | 14 | 62 | 293 | 486 | 1595 | 33 | 2522 |
| Calcasieu | 8 | 4 | 51 | 61 | 146 | 549 | 44 | 863 |
| Caldwell | 0 | 0 | 1 | 7 | 30 | 17 | 2 | 57 |
| Cameron | 1 | 0 | 3 | 17 | 2 | 33 | 2 | 58 |
| Catahoula | 0 | 0 | 0 | 4 | 4 | 4 | 0 | 12 |
| Claiborne | 11 | 2 | 6 | 40 | 28 | 14 | 7 | 108 |
| Concordia | 1 | 0 | 6 | 127 | 29 | 174 | 12 | 349 |
| DeSoto | 2 | 0 | 12 | 50 | 18 | 80 | 2 | 164 |
| EBR | 57 | 55 | 177 | 1277 | 899 | 3154 | 214 | 5833 |
| E. Carroll | 0 | 0 | 1 | 31 | 48 | 38 | 0 | 118 |
| E. Feliciana | 1 | 0 | 1 | 19 | 18 | 28 | 1 | 68 |
| Evangeline | 0 | 0 | 1 | 63 | 31 | 88 | 8 | 191 |
| Franklin | 0 | 0 | 0 | 30 | 2 | 24 | 0 | 56 |
| Grant | | | | | | | | NR* |
| Iberia | 2 | 7 | 2 | 23 | 83 | 67 | 6 | 190 |
| Iberville | 6 | 4 | 3 | 83 | 50 | 188 | 5 | 339 |
| Jackson | 3 | 2 | 4 | 18 | 161 | 119 | 4 | 311 |
| Jefferson | 46 | 47 | 176 | 526 | 740 | 2012 | 73 | 3620 |
| Jefferson-Davis | 0 | 1 | 3 | 23 | 52 | 89 | 6 | 174 |
| Lafayette | 14 | 19 | 40 | 122 | 232 | 830 | 76 | 1333 |
| Lafourche | 4 | 10 | 45 | 65 | 82 | 257 | 14 | 477 |
| LaSalle | | | | | | | | NR* |
| Lincoln | 3 | 4 | 3 | 60 | 56 | 179 | 16 | 321 |
| Livingston | 3 | 19 | 5 | 60 | 83 | 192 | 17 | 379 |

TABLE 78 (CONTINUED)

| Parish | Murder | Rape | Robbery | Aggravated Assault | Burglary | Larceny Theft | Motor Vehicle Theft | Total Index |
|---------------|--------|------|---------|-----------------------|----------|------------------|---------------------------|----------------|
| Madison | 12 | 2 | 31 | 50 | 85 | 85 | 3 | 268 |
| Morehouse | 4 | 3 | 4 | 96 | 80 | 123 | 3 | 313 |
| Natchitoches | 1 | 7 | 5 | 83 | 32 | 119 | 0 | 247 |
| Orleans | 212 | 140 | 1548 | 946 | 2278 | 6674 | 400 | 12,198 |
| Ouachita | 11 | 9 | 45 | 257 | 295 | 1325 | 44 | 1986 |
| Plaquemines | 1 | 1 | 3 | 44 | 38 | 61 | 18 | 166 |
| Pointe Coupee | 0 | 1 | 0 | 21 | 11 | 14 | 0 | 47 |
| Rapides | 19 | 37 | 74 | 159 | 468 | 933 | 99 | 1789 |
| Red River | 0 | 0 | 0 | 0 | 0 | 20 | 25 | 45 |
| Richland | 0 | 0 | 4 | 84 | 44 | 110 | 74 | 316 |
| Sabine | 4 | 10 | 4 | 24 | 0 | 44 | 6 | 92 |
| St. Bernard | | | | | | | | NR* |
| St. Charles | 4 | 2 | 6 | 84 | 52 | 108 | 20 | 276 |
| St. Helena | 12 | 0 | 0 | 24 | 0 | 6 | 0 | 42 |
| St. James | 0 | 2 | 0 | 56 | 22 | 32 | 14 | 126 |
| St. John | 2 | 4 | 22 | 94 | 42 | 73 | 25 | 262 |
| St. Landry | 2 | 1 | 16 | 159 | 84 | 175 | 24 | 461 |
| St. Martin | 0 | 4 | 0 | 64 | 50 | 102 | 14 | 234 |
| St. Mary | 4 | 7 | 23 | 192 | 133 | 505 | 56 | 920 |
| St. Tammany | 6 | 6 | 9 | 127 | 190 | 493 | 47 | 878 |
| Tangipahoa | 12 | 8 | 15 | 62 | 211 | 455 | 7 | 770 |
| Tensas | 2 | 2 | 1 | 19 | 9 | 35 | 4 | 72 |
| Terrebonne | 6 | 2 | 42 | 73 | 150 | 318 | 17 | 608 |
| Union | 2 | 0 | 0 | 80 | 34 | 78 | 5 | 199 |
| Vermillion | 3 | 0 | 7 | 45 | 96 | 118 | 0 | 269 |
| Vernon | 16 | 2 | 53 | 82 | 106 | 188 | 1 | 448 |
| Washington | 2 | 7 | 5 | 114 | 161 | 234 | 15 | 538 |
| Webster | 0 | 0 | 10 | 43 | 86 | 108 | 8 | 255 |
| WBR | 7 | 10 | 8 | 57 | 60 | 92 | 2 | 236 |
| W. Carroll | 1 | 0 | 0 | 17 | 8 | 8 | 4 | 38 |
| W. Feliciana | | | | | | | | NR* |
| Winn | 6 | 0 | 1 | 13 | 7 | 79 | 3 | 109 |

*NR - In July, 1975, Louisiana Criminal Justice Information System (LCJIS) converted from the Law Enforcement Reporting System (LERS) to the Uniform Crime Report (UCR). This technical report uses UCR figures, therefore, any agency which participated only in the LERS for 1975 will not be enumerated in this report.

Source: Louisiana Commission on Law Enforcement, LCJIS.

END