




# UTAH STATE DIVISION OF CORRECTIONS

RESEARCH REPORT NO. 11

ADULT PROBATION AND PAROLE STATISTICS  
1978

July, 1978



54453

RESEARCH & STATISTICS

UTAH STATE DIVISION OF CORRECTIONS

STATISTICAL REPORT

JULY 1, 1978



DIVISION OF CORRECTIONS STATISTICS

	CASES	%	PEOPLE	%
Total Under Supervision	8,887	29.1	7,630	
District Court	2,587	27.2	2,495	32.7
Lower Court	2,413	23.5	2,008	26.3
D.U.I.	2,085		1,805	23.7
Parole	765	8.6	584	7.7
90-Day *	867	9.8	738	9.7
Prison	115	1.3	70	.9

AGE ATTAINED  
DURING 1978

Under 21		2,139	24.1
22-30		3,928	44.2
31-40		1,581	17.8
41-50		630	7.1
Over 50		604	6.8

UTAH RESIDENT

Yes		8,032	91.6
-----	--	-------	------

SEX

Male		7,806	88.6
Female		1,004	11.4

RACE

White		7,329	83.2
Chicano		895	10.2
Indian		160	1.8
Black		360	4.1
Other		62	.7

MARITAL STATUS

Married		3,274	37.2
Single		3,734	42.4
Divorced		1,683	19.1
Widowed		117	1.3

\* not supervised

NUMBER OF CHILDREN

0	4,274	51.3
1-2	2,530	30.4
3-4	1,091	13.1
5-6	317	3.8
7-8	87	1.1
9 or more	28	.3

DRUGS/ALCOHOL  
HISTORY

Drugs Only	825	9.9
Alcohol Only	2,679	32.1
Both	2,464	29.5
Neither	2,389	28.6

EDUCATIONYears

0-5	76	.9
6-8	470	5.6
9-11	3,313	39.2
12	3,355	39.7
Over 12	1,240	14.7

TATTOOED

Yes	2,575	30.6
-----	-------	------

RELIGION

L.D.S.	4,294	50.8
Catholic	1,362	16.1
Protestant	858	10.2
Other	469	5.5
None	1,469	17.4

OCCUPATION

Laborer	2,592	30.7
Service	593	7.0
Operative	201	8.3
Craftsman	1,786	21.2
Sales	242	2.9
clerical	159	1.9
anager	195	2.3
Farm	55	.7
Student	453	5.4
Professional	179	2.1
General	257	3.0
None	1,227	14.5

AGE AT FIRST  
ARREST

Under 16	1,946	23.2
16-18	2,444	29.1
19-21	1,621	19.4
22-25	901	6.9
Over 25	1,449	17.3

PREVIOUS PRISON  
COMMITMENTS

Yes	1,757	21.7
-----	-------	------

PREVIOUS MENTAL  
INSTITUTION

Yes	691	8.6
-----	-----	-----

PREVIOUS JUVENILE  
INSTITUTION

Yes	1,537	19.0
-----	-------	------

OFFENSEPersons

Assault	162	1.8
Aggravated Assault	126	1.4
Alt & Battery	3	.0
Stry	22	.2
Juib. Delinquency	23	.3
Medial Interfer.	2	.0
Harassment	7	.1
Auto Homocide	21	.2
Criminal Homocide	25	.3
Neg. Homocide	8	.1
Kidnapping	7	.1
Manslaughter	41	.5
Murder 1	39	.4
Murder 2	40	.5
Terroristic Threat	2	.0
Persons-Other	25	.3
TOTAL PERSONS	559	6.3

Sex

Aggr. Sexual Assault	31	.3
Forcible Sex. Abuse	68	.8
Indecent Exposure	19	.2
Lewdness	64	.7
Molesting	3	.0
Obscene Conduct	12	.1
Rape	66	.7
Sodomy	13	.1
Aggravated Sodomy	11	.1
Soliciting Sex Acts	9	.1
Unlawful Sex. Inter.	24	.3
Sex-Other	30	.3
TOTAL SEX	350	3.7

Property

Arson	12	.1
Aggravated Arson	6	.1
Break: Enter	8	.1
Burglary	925	10.4
Aggravated Burg.	10	.1
Receiving Owner	35	.4
Destroying Property	32	.4
Forgery	403	4.5
Fraud	17	.2
Fraud, Pub. Asst.	17	.2
Fraud. Obt. Welfare	0	.0
Fraud. Obt. Unemploy.	8	.2
Fraud. Use Credit Card	22	.2
Bad Checks	239	2.7
Larceny	9	.1
Grand Larceny	85	1.0
Petit Larceny	190	2.1
False Pretenses	18	.2
Possess. Stolen Goods	41	.5
Receiving Stolen Gds.	66	.7
Robbery	244	2.8
Aggravated Robbery	140	1.6
Theft	867	9.8
Grand Theft	17	.2
Petit Theft	94	1.1
Trespassing	17	.2
Criminal Trespassing	28	.2
Embezzlement	2	.0
Unlawful Entry	2	.0
Property-Other	121	1.4
TOTAL PROPERTY	3675	39.5

Drugs/Alcohol

Furnishing Alcohol	2	.0
Possession Alcohol	89	1.0
Sale Alcohol	2	.0



Drugs/Alcohol Cont.

Public Intoxication	99	1.1
Sell to Minor	0	.0
Distrib. for value	307	3.5
Distrib. no Value	58	.7
Possession Drugs	521	5.9
Sniffing	5	.1
Drugs/Alcohol-Other	139	1.6
TOTAL DRUGS/ALCOHOL	1,222	13.9

Driving

D. U. I.	2,096	23.6
D. U. I. w/injury	27	.3
Driving w/o license	167	1.9
Failure to Aid	1	.0
Leaving Scene of Acc.	27	.3
Reckless Driving	282	3.2
Traffic Violation	10	.1
Driving-Other	66	.7
TOTAL DRIVING	2,676	30.1

Other

Conspiracy	8	.1
Disorderly Conduct	36	.4
Disturbing Peace	12	.1
Fals Representation	13	.1
Illegal Firearms	70	.8
Interfering w/police	30	.3
Resisting Arrest	13	.1
Other-Other	206	2.3
TOTAL OTHER	388	4.2

PLEA

Guilty	7,836	89.0
--------	-------	------

DRUG/ALCOHOL RELATED

Drug	1,383	16.2
Alcohol	3,850	45.1
Both	390	4.6
Neither	2,923	34.2

JUDICIAL DISTRICT

1st	174	2.0
2nd	880	10.0
3rd	1,924	21.9
4th	501	5.7
5th	128	1.5
6th	79	.9
7th	129	1.5
Local	4,592	52.2
Compact	391	4.4

YEAR RECEIVED

1978	4,035	45.4
1977	3,364	37.9
1976	959	10.8
Before 1976	528	5.7

TYPE OF SUPERVISION

Misdemeanant Prob.	5,428	61.5
Felony Probation	1,651	18.7
Parole	765	8.7
90-Day	115	1.3
Prison	867	9.8

DISTRICT SUPERVISING

Central	2,810	35.0
North	2,248	28.0
South	2,357	29.4
Parole Unit	604	7.5

LIVING WITH PARENTS  
AT AGE 14

Both	5,554	68.4
Mother Only	1,610	19.8
Father Only	283	3.5
Neither	670	8.3

PREVIOUS PROBATION

Yes	3,398	41.7
-----	-------	------

PREVIOUS PAROLE

Yes	898	11.0
-----	-----	------

RAP SHEET ENTRIES

1	2,774	34.0
2	1,399	17.2
3	848	10.4
4	602	7.4
5	403	4.9
6	306	3.8
7	249	3.1
8	231	2.8
9	137	1.7
10	174	2.1
11	101	1.2
12	86	1.1
13	94	1.2
14	71	.9
15	79	1.0
16	48	.6
17	56	.7
18	46	.6
19	56	.7
20	46	.6

RAP SHEET ENTRIES  
CONTINUED

21	39	.5
22	55	.7
23	26	.3
24	26	.3
	32	.4
26	21	.3
27	13	.2
28	14	.2
29	14	.2
30	24	.3
31	12	.1
32	8	.1
33	7	.1
34	6	.1
35	17	.2
36	8	.1
37	5	.1
38	7	.1
39	3	.0
40	5	.1
41	5	.1
42	7	.1
43	4	.0
44	4	.0
45	10	.1
46-50	12	.1
51+	22	.2

UTAH STATE DIVISION OF CORRECTIONS

ADULT PROBATION AND PAROLE

JULY, 1978



DIVISION OF CORRECTIONS STATISTICS

	CASES	%	PEOPLE	%
Total Under Supervision	8,887		7,630	
District Court	2,587	29.1	2,495	32.7
Lower Court	2,413	27.2	2,008	26.3
D.U.I.	2,085	23.5	1,805	23.7
Parole	765	8.6	584	7.7
90-Day	115	1.3	70	.9
Prison	867	9.8	738	9.7

DISTRICT COURTLOWER COURTD. U. I.PAROLE90-DAYPRISONAGE ATTAINED  
DURING 1978

Under 21	759	29.3	892	37.0	329	15.8	10	1.3	47	40.9	87	10.0
22-30	1,274	49.2	980	40.6	810	38.9	387	50.6	49	42.6	410	47.3
31-40	374	14.5	283	11.7	415	19.9	257	33.6	14	12.2	229	26.4
41-50	115	4.4	137	5.7	251	12.0	58	7.6	2	1.7	64	7.4
Over 50	65	2.5	119	4.9	278	13.3	53	6.9	3	2.6	77	8.9

UTAH RESIDENT

Yes	2,241	88.2	2,254	93.6	2,023	97.3	672	88.9	108	93.9	687	48.2
-----	-------	------	-------	------	-------	------	-----	------	-----	------	-----	------

SEX

Male	2,252	87.6	2,043	84.7	1,865	89.6	718	94.7	102	88.7	781	95.5
Female	319	12.4	370	15.3	216	10.4	40	5.3	13	11.3	37	4.5

RACE

White	2,127	84.5	2,108	87.4	1,774	85.3	535	70.5	88	76.5	605	74.3
Chicano	245	9.5	197	8.2	201	9.7	121	15.9	15	13.0	113	13.9
Indian	34	1.3	47	1.9	55	2.6	6	.8	3	2.6	13	1.6
Black	106	4.1	41	1.7	31	1.5	96	12.6	8	7.0	77	9.5
Other	14	.5	20	.8	19	.9	1	.1	1	.9	6	.3

MARITAL STATUS

Married	905	35.2	827	36.1	948	45.6	211	27.8	41	35.7	278	34.1
Single	1,241	48.3	1,191	48.5	644	30.9	244	32.2	55	47.8	350	42.9
Divorced	400	15.6	351	14.5	450	21.6	282	37.2	19	16.5	175	21.5
Widowed	26	1.0		.8	39	1.9	21	2.8	0	.0	12	1.5

	<u>DISTRICT COURT</u>		<u>LOWER COURT</u>		<u>D. U. I.</u>		<u>PAROLE</u>		<u>90-DAY</u>		<u>PRISON</u>	
<u>NUMBER OF CHILDREN</u>												
0	1,348	57.0	1,322	57.4	823	41.2	303	42.3	63	56.3	387	49.6
1-2	205	29.9	608	26.4	515	30.8	394	41.0	33	29.5	258	33.2
3-4	233	9.9	268	11.7	387	19.4	86	12.0	11	9.9	99	12.7
5-6	57	2.4	76	3.3	130	6.5	23	3.2	5	4.5	24	3.1
7-8	15	.6	22	1.0	33	1.7	6	.9	0	.0	10	1.3
9 or more	6	.3	7	.3	8	.4	5	.7	0	.0	2	.3

DRUG/ALCOHOL  
HISTORY

Drugs Only	333	14.0	149	6.4	31	1.5	231	32.0	17	15.2	62	8.2
Alcohol Only	495	20.8	704	30.4	1,134	56.2	151	20.9	22	19.6	150	19.9
Both	694	29.1	647	27.9	391	19.4	166	23.0	47	42.0	504	67.7
Neither	861	36.1	815	35.2	462	22.9	175	24.2	26	23.2	31	4.1

EDUCATION

Years

0-5	11	.4	17	.7	28	1.3	8	1.1	0	.0	12	1.5
6-8	97	3.9	66	2.8	66	2.8	66	9.2	9	8.1	112	14.3
9-11	1,068	42.9	884	38.2	421	34.8	219	20.8	44	47.7	379	48.5
12	945	38.4	951	41.2	817	40.4	358	49.7	34	30.6	227	29.1
Over 12	337	13.7	393	19.2	367	18.0	69	9.6	15	13.5	50	6.5

TATTOOED

Yes	710	29.1	468	20.2	445	22.0	418	60.0	44	39.3	474	60.9
-----	-----	------	-----	------	-----	------	-----	------	----	------	-----	------

RELIGION

L.D.S.	1,221	49.9	1,378	59.5	1,123	55.5	227	31.5	43	38.4	278	35.5
Catholic	369	15.1	303	13.1	290	14.3	172	23.9	18	16.1	200	25.6
Protestant	255	10.4	137	5.9	194	9.6	148	20.6	18	16.1	96	12.3
Other	131	5.4	110	4.8	85	4.2	35	4.9	9	8.0	96	12.3
None	471	19.2	387	16.7	330	16.3	138	19.2	24	21.4	112	14.3



<u>OCCUPATION</u>	<u>DISTRICT COURT</u>		<u>LOWER COURT</u>		<u>D. U. I.</u>		<u>PAROLE</u>		<u>90-DAY</u>		<u>PRISON</u>	
Laborer	756	31.0	649	28.1	574	28.4	294	40.8	10	8.9	302	38.8
Service	200	8.2	157	6.8	106	5.2	72	10.0	3	2.7	54	6.9
Operative	202	8.3	184	8.0	174	8.6	55	7.6	2	1.8	81	10.4
Craftsman	434	17.8	463	20.0	489	24.2	192	26.7	5	4.5	190	24.4
Sales	64	2.6	75	3.2	68	3.4	11	1.5	0	.0	24	3.1
clerical	57	2.3	42	1.8	38	1.9	7	1.0	0	.0	12	1.5
Manager	58	2.4	49	2.1	77	3.8	4	.6	0	.0	6	.8
Farm	11	.5	13	.6	19	.9	5	.7	1	.9	6	.8
Student	133	5.5	196	8.5	74	3.7	17	2.4	3	2.7	25	3.2
Professional	53	2.2	38	1.6	69	3.4	12	1.7	3	2.7	2	1.1
General	70	2.9	106	4.6	68	3.4	0	.0	1	.9	6	2.3
None	401	16.4	341	14.7	266	13.2	51	7.1	84	75.0	71	9.1

AGE AT FIRST  
ARREST

Under 16	526	21.8	396	17.1	252	12.5	353	50.3	39	35.1	375	48.8
16-18	796	32.9	716	31.0	485	24.2	169	24.1	36	32.4	227	29.5
19-21	532	22.0	516	22.4	353	17.5	105	15.0	17	15.3	83	10.8
22-25	261	11.1	264	11.4	278	13.8	32	5.4	11	9.9	39	5.1
Over 25	296	12.3	417	17.8	641	31.9	37	5.3	8	7.2	44	5.7

PREVIOUS PRISON  
COMMITMENTS

Yes	171	7.6	86	5.5	85	4.3	642	100.0	10	8.9	764	99.0
-----	-----	-----	----	-----	----	-----	-----	-------	----	-----	-----	------

PREVIOUS MENTAL  
INSTITUTION

Yes	163	7.3	105	4.6	70	3.5	98	15.8	16	14.3	235	30.7
-----	-----	-----	-----	-----	----	-----	----	------	----	------	-----	------

PREVIOUS JUVENILE  
INSTITUTION

Yes	383	17.2	274	11.9	161	8.1	299	47.0	39	34.8	375	48.8
-----	-----	------	-----	------	-----	-----	-----	------	----	------	-----	------

<u>OFFENSE</u>	<u>DISTRICT COURT</u>		<u>LOWER COURT</u>		<u>D. U. I.</u>	<u>PAROLE</u>	<u>90-DAY</u>	<u>PRISON</u>
<u>Persons</u>								
Assault	44	1.7	105	4.4		5 .7	0 .0	6 .7
Aggravated Assault	68	2.6	0	.0		22 2.9	4 3.5	32 3.8
Assault & Battery	0	.0	3	.1		0 .0	0 .0	0 .0
Battery	1	.0	21	.9		0 .0	0 .0	0 .0
Contrib. Delinquency	1	.0	22	.9		0 .0	0 .0	0 .0
Custodial Interfer.	0	.0	2	.1		0 .0	0 .0	0 .0
Harrassment	0	.0	7	.3		0 .0	0 .0	0 .0
Auto Homocide	11	.4	0	.0		4 .5	1 .9	5 .6
Criminal Homocide	4	.2	0	.0		3 .3	1 .9	17 2.0
Neg. Homocide	8	.3	0	.0		2 .0	0 .0	0 .0
Kidnapping	3	.1	0	.0		2 .3	0 .0	0 .0
Manslaughter	5	.2	0	.0		9 1.2	3 2.6	24 2.8
Murder 1	0	.0	0	.0		3 .4	0 .0	36 4.2
Murder 2	1	.0	0	.0		11 1.4	0 .0	28 3.3
Terroristic Threat	1	.0	1	.0		0 .0	0 .0	0 .0
Persons-Other	10	.4	3	.1		9 1.2	2 1.7	1 .1
TOTAL PERSONS	157	5.9	164	6.8		69 8.9	11 9.6	149 17.5
<u>Sex</u>								
Aggr. Sexual Assault	10	.4	0	.0		4 .5	2 1.7	15 1.8
Forcible Sex. Abuse	51	2.0	1	.0		6 .8	1 .9	9 1.1
Indecent Exposure	2	.1	16	.7		0 .0	0 .0	1 .1
Lewdness	1	.0	62	2.6		0 .0	0 .0	0 .0
Molesting	3	.1	0	.0		0 .0	0 .0	0 .0
Obscene Conduct	0	.0	11	.5		0 .0	0 .0	1 .1
Rape	8	.3	1	.0		14 1.8	2 1.7	41 4.8
Sodomy	4	.2	2	.1		3 .4	0 .0	4 .5
Aggravated Sodomy	4	.2	0	.0		1 .0	2 1.7	4 .5
Soliciting Sex Acts	1	.0	7	.3		0 .0	0 .0	1 .1
Unlawful Sex. Inter.	16	.6	3	.1		2 .3	0 .0	3 .4
Sex-Other	14	.5	9	.4		2 .4	0 .0	4 .5
TOTAL SEX	114	4.4	112	4.7		33 3.7	7 6.0	83 9.9

<u>Property</u>	<u>DISTRICT COURT</u>		<u>LOWER COURT</u>		<u>D. U. I.</u>	<u>PAROLE</u>	<u>90-DAY</u>	<u>PRISON</u>
Arson	7	.3	1	.0		3 .4	0 .0	1 .1
Aggravated Arson	5	.2	0	.0		0 .0	0 .0	1 .1
Break: Enter	5	.2	2	.1		1 .1	0 .0	0 .0
Burglary	519	20.1	8	.4		202 26.4	32 27.8	163 19.2
Aggravated Burg.	2	.1	0	.0		2 .3	0 .0	6 .7
Depriving Owner	15	.6	18	.7		1 .1	0 .0	1 .1
Destroying Property	4	.2	27	1.1		0 .0	0 .0	0 .0
Forgery	235	9.1	2	.1		79 10.3	10 8.7	77 9.0
Fraud	8	.3	7	.3		2 .3	0 .0	0 .0
Fraud, Pub. Asst.	11	.4	6	.2		0 .0	0 .0	0 .0
Fraud. Obt. Welfare	0	.0	0	.0		0 .0	0 .0	0 .0
Fraud. Obt. Unemploy.	1	.0	7	.3		0 .0	0 .0	0 .0
Fraud. Use Credit Card	12	.5	8	.3		1 .1	0 .0	1 .1
Bad Checks	107	4.1	117	4.8		7 .9	1 .9	6 .7
Larceny	4	.2	1	.0		3 .4	0 .0	0 .0
Grand Larceny	16	.6	0	.0		55 7.2	0 .0	14 1.6
Petit Larceny	6	.2	177	7.3		0 .0	0 .0	0 .0
False Pretenses	9	.3	5	.2		2 .3	1 .9	1 .1
Possess. Stolen Goods	21	.8	9	.4		3 .4	0 .0	8 .9
Receiving Stolen Gds.	50	1.9	7	.3		4 .5	1 .9	4 .5
Robbery	58	2.2	0	.0		92 12.0	7 6.1	87 10.2
Aggravated Robbery	35	1.4	0	.0		16 2.1	9 7.8	80 9.4
Theft	480	18.6	184	7.6		85 11.1	17 14.8	95 11.2
Grand Theft	16	.6	0	.0		0 .0	1 .9	0 .0
Petit Theft	0	.0	90	3.7		0 .0	0 .0	0 .0
Trespassing	1	.0	16	.7		0 .0	0 .0	0 .0
Criminal Trespassing	1	.0	26	1.1		1 .1	0 .0	0 .0
Embezzlement	0	.0	0	.0		0 .0	0 .0	0 .0
Unlawful Entry	2	.1	0	.0		0 .0	0 .0	0 .0
Property-Other	72	2.8	36	1.5		6 .8	3 2.6	4 .5
TOTAL PROPERTY	1,702	65.8	695	31.1		565 53.8	82 71.4	549 64.4
<u>Drugs/Alcohol</u>								
Furnishing Alcohol	0	.0	0	.0		0 .0	0 .0	0 .0
Possession Alcohol	0	.0	85	3.5		0 .0	0 .0	0 .0
Sale Alcohol	0	.0	1	.0		0 .0	0 .0	0 .0

	<u>DISTRICT COURT</u>		<u>LOWER COURT</u>		<u>D. U. I.</u>		<u>PAROLE</u>		<u>90-DAY</u>		<u>PRISON</u>	
<u>Drugs/Alcohol Cont.</u>												
Public Intoxication	0	.0	99	4.1			0	.0	0	.0	0	.0
Sell to Minor	0	.0	0	.0			0	.0	0	.0	0	.0
Distrib. for value	220	8.5	2	.1			37	4.8	9	7.8	39	4.6
Distrib. no Value	47	1.8	1	.0			4	.5	1	.9	5	.6
Possession Drugs	84	3.2	429	17.8			3	.4	0	.0	1	.1
Sniffing	1	.0	4	.2			0	.0	0	.0	0	.0
/Alcohol-Other	92	3.6	25	1.0			18	2.4	1	.9	2	.2
TOTAL DRUGS/ALCOHOL	444	17.1	646	26.7			62	8.1	11	9.6	47	5.5

<u>Driving</u>												
D. U. I.					2,085	100.0	0	.0	0	.0	0	.0
D. U. I. w/injury	3	.1	24	1.0			0	.0	0	.0	0	.0
Driving w/o license	0	.0	163	6.8			0	.0	0	.0	0	.0
Failure to Aid	0	.0	1	.0			0	.0	0	.0	0	.0
Leaving Scene of Acc.	8	.3	19	.8			0	.0	0	.0	0	.0
Reckless Driving	3	.1	279	11.6			0	.0	0	.0	0	.0
Traffic Violation	1	.0	9	.4			0	.0	0	.0	0	.0
Driving-Other	23	.9	42	1.7			0	.0	1	.9	0	.0
TOTAL DRIVING	38	1.4	537	22.3	2,085	100.0	0	0.0	1	.9	0	.0

<u>Other</u>												
Conspiracy	6	.2	1	.0			1	.1	0	.0	0	.0
Disorderly Conduct	1	.0	35	1.5			0	.0	0	.0	0	.0
Disturbing Peace	0	.0	11	.5			0	.0	0	.0	0	.0
Fals Representation	3	.1	10	.4			0	.0	0	.0	0	.0
Illegal Firearms	23	.9	28	1.2			7	.9	0	.0	10	1.2
Interferring w/police	15	.6	15	.6			0	.0	0	.0	0	.0
Resisting Arrest	4	.2	9	.4			0	.0	0	.0	0	.0
Other-Other	75	2.9	89	3.7			30	3.9	3	2.6	5	.6
TOTAL OTHER	127	4.9	198	8.3			38	4.9	3	2.6	15	1.8

<u>PLEA</u>												
Guilty	2,326	90.5	2,242	92.9	1,947	93.7	166	21.9	19	16.5	212	26.0

	<u>DISTRICT COURT</u>		<u>LOWER COURT</u>		<u>D. U. I.</u>		<u>PAROLE</u>		<u>90-DAY</u>		<u>PRISON</u>	
<u>DRUG/ALCOHOL RELATED</u>												
Drug	553	22.8	393	16.3	14	.7	190	27.9	29	25.2	199	25.4
Alcohol	491	20.2	922	38.3	2,021	97.4	130	19.0	23	20.0	241	30.8
Both	141	5.8	76	3.2	33	1.6	37	5.4	8	7.0	92	11.7
Neither	1,244	51.2	1,017	42.2	7	.3	325	47.7	55	47.8	251	32.1

JUDICIAL DISTRICT

1st	114	4.5	NA		NA		23	3.0	4	3.6	15	1.8
2nd	463	18.1	NA		NA		161	21.3	19	17.1	129	21.5
3rd	1,034	40.5	NA		NA		301	39.8	69	62.2	430	51.7
4th	331	13.0	NA		NA		59	7.8	10	9.0	85	10.2
5th	80	3.1	NA		NA		10	1.3	6	5.4	25	3.0
6th	52	2.0	NA		NA		6	.8	3	2.7	9	1.1
7th	82	3.2	NA		NA		20	2.6	0	.0	18	2.2
Local	105	4.1	2,234	92.6	2,034	97.8	118	15.6	0	.0	52	6.3
Compact	293	11.5	15	7.6	6	.3	59	7.8	0	.0	18	2.2

YEAR RECEIVED

1978	961	37.1	1,392	57.7	1,249	59.9	190	24.8	108	93.9	131	15.1
1977	1,040	40.2	891	36.9	739	35.4	333	43.5	7	6.1	322	37.1
1976	382	14.8	117	4.8	75	3.6	159	20.8	0	0	208	24.0
Before 1976	204	7.9	13	.5	19	.9	83	10.9	0	0	206	23.8

TYPE OF SUPERVISION

Misdemeanant Prob.	955	36.9	2,396	99.4	2,078	99.7						
Felony Probation	1,631	63.0	14	.6	6	.3						
Parole							765	100.0				
90-Day									155	100.0		
Prison											867	100.0

DISTRICT SUPERVISING

Central	1,299	50.2	682	28.3	218	34.4	9	4.2	79	68.7		
North	623	24.1	782	32.4	694	33.3	106	13.9	15	13.0		
South	651	25.2	947	39.2	665	31.9	70	9.2	21	18.3		
Parole Unit	14	.5	2	.1	8	.4	580	75.8	0	.0		

	<u>DISTRICT COURT</u>		<u>LOWER COURT</u>		<u>D. U. I.</u>		<u>PAROLE</u>		<u>90-DAY</u>		<u>PRISON</u>	
<u>LIVING WITH PARENTS</u> <u>AT AGE 14</u>												
Both	1,453	65.0	1,682	73.2	1,563	78.2	376	58.6	64	57.1	377	48.6
Mother Only	507	22.7	402	17.5	284	14.2	136	21.2	32	28.6	241	31.1
Father Only	94	4.2	71	3.1	57	2.9	28	4.4	3	2.7	29	3.7
Other	183	8.2	144	6.3	95	4.8	102	15.9	13	11.6	128	16.5
<u>PREVIOUS PROBATION</u>												
Yes	814	36.1	805	35.0	698	34.8	446	69.5	55	49.1	562	72.5
<u>PREVIOUS PAROLE</u>												
Yes	118	5.2	54	2.3	60	3.0	333	51.9	12	10.7	319	41.1
<u>RAP SHEET ENTRIES</u>												
1	760	32.7	1,010	44.7	862	43.8	26	3.7	28	25.2	69	9.4
2	444	19.1	479	21.2	384	19.5	26	3.7	12	10.8	50	6.8
3	264	11.4	238	10.5	240	12.2	41	5.8	8	7.2	50	6.8
4	213	9.2	157	6.9	133	6.8	27	3.8	11	9.9	57	7.7
5	144	6.2	92	4.1	79	4.0	35	5.0	5	4.5	46	6.2
6	81	3.5	62	2.7	66	3.4	45	6.4	5	4.5	43	5.8
7	63	2.7	41	1.8	51	2.6	43	6.1	4	3.6	47	6.4
8	64	2.8	31	1.4	31	1.6	55	7.8	5	4.5	44	6.0
9	29	1.2	21	.9	17	.9	31	4.4	6	5.4	33	4.5
10	45	1.9	27	1.2	25	1.3	41	5.8	9	8.1	26	3.5
11	26	1.1	9	.4	10	.5	31	4.4	1	.9	24	3.3
12	31	1.3	7	.3	11	.6	14	2.0	1	.9	22	3.0
13	18	.8	12	.5	12	.6	31	4.4	2	1.8	19	2.6
14	14	.6	12	.5	4	.2	21	3.0	3	2.7	17	2.3
15	13	.6	9	.4	10	.5	30	4.2	1	.9	16	2.2
16	9	.4	3	.1	3	.2	14	2.0	2	1.8	15	2.0
17	9	.4	2	.1	5	.3	19	2.7	0	.0	20	2.7
18	7	.3	8	.4	3	.2	13	1.8	1	.9	14	1.9
19	8	.3	5	.2	1	.1	9	1.3	1	.9	14	1.9
20	15	.6	6	.3	4	.2	17	2.4	0	.0	13	1.8

	<u>DISTRICT COURT</u>		<u>LOWER COURT</u>		<u>D. U. I.</u>		<u>PAROLE</u>		<u>90-DAY</u>		<u>PRISON</u>	
<u>RAP SHEET ENTRIES</u>												
<u>CONTINUED</u>												
21-25	26	1.2	16	.7	8	.6	44	6.3	4	3.6	33	4.4
26-30	16	.6	5	.2	2	.1	31	4.2	2	1.8	29	3.9
31-35	8	.3	4	.1	0	.0	26	3.7	0	.0	12	1.7
36-40	3	.1	0	.0	4	.2	11	1.5	0	.0	10	1.4
41-45	6	.2	5	.2	3	.1	9	1.3	0	.0	9	1.3
46-50	3	.1	1	.0	1	.0	6	.8	0	.0	0	.0
51-60	1	.0	0	.0	1	.0	4	.6	0	.0	2	.3
61+	4	.2	0	.0	0	.0	6	.8	0	.0	4	.5

ADULT PROBATION AND PAROLE

CENTRAL DISTRICT

JULY, 1978





CENTRAL DISTRICT

DIVISION OF CORRECTIONS STATISTICS

	CASES	%	PEOPLE	%
Total Under Supervision	2,787	100.0		
District Court	1,299	46.6		
Lower Court	682	24.5		
D.U.I.	718	25.8		
90-Day	79	2.8		
Parole	9	.3		

	<u>DISTRICT COURT</u>		<u>LOWER COURT</u>		<u>D. U. I.</u>		<u>TOTAL</u>		<u>90-DAY</u>		<u>PAROLE</u>	
<u>AGE ATTAINED</u> <u>DURING 1978</u>												
Under 21	333	25.7	216	31.7	83	11.6	659	23.5	27	34.2	0	.0
22-30	654	50.4	269	39.4	263	36.7	1,225	43.8	37	46.8	2	22.2
31-40	216	16.6	103	15.1	161	22.5	494	17.8	10	12.7	4	44.4
41-50	62	4.8	55	8.1	90	12.6	209	7.5	2	2.5	0	.0
Over 50	33	2.5	39	5.7	120	16.7	198	7.3	3	3.8	3	33.3

UTAH RESIDENT

Yes	1,151	90.6	660	96.9	704	98.7	2,602	94.5	78	98.7	9	100.0
-----	-------	------	-----	------	-----	------	-------	------	----	------	---	-------

SEX

Male	1,116	86.8	567	83.1	637	89.2	2,397	86.5	68	86.1		
Female	169	13.2	115	16.9	77	10.8	376	13.5	11	13.9		

RACE

White	1,058	82.3	570	83.6	604	84.7	2,311	82.8	55	69.6	5	55.6
Chicano	143	11.1	74	10.9	79	11.1	313	11.2	12	15.2	4	44.4
Indian	15	1.2	9	1.3	16	2.2	44	1.6	3	3.8	0	.0
Black	61	4.7	18	2.6	5	.7	93	3.3	8	10.1	0	.0
Other	8	.6	11	1.6	9	1.3	30	1.1	1	1.3	0	.0

MARITAL STATUS

Married	448	34.8	263	38.6	342	47.9	1,082	39.1	28	35.4	1	11.1
Single	584	45.4	310	45.5	186	26.1	1,126	40.3	36	45.6	0	.0
Divorced	238	18.5	104	15.2	168	23.5	535	19.2	15	19.0	8	88.9
Widowed	16	1.2	5	.7	18	2.5	39	1.4	0	.0	0	.0

	<u>DISTRICT COURT</u>		<u>LOWER COURT</u>		<u>D. U. I.</u>		<u>TOTAL</u>		<u>90-DAY</u>		<u>PAROLE</u>	
<u>NUMBER OF CHILDREN</u>												
0	637	53.7	340	51.5	257	36.6	1,273	48.2	38	50.0	1	12.5
1-2	390	32.8	186	28.2	229	32.5	837	31.8	25	32.9	7	87.5
3-4	124	10.5	92	13.9	148	21.1	373	14.2	9	11.9	0	.0
5-6	26	2.2	32	4.8	57	8.1	119	4.6	4	5.3	0	.0
7 or more	8	.6	7	1.1	9	1.3	24	1.0	0	.0	0	.0
	1	.1	3	.5	3	.4	7	.3	0	.0	0	.0

DRUG/ALCOHOL  
HISTORY

Drugs Only	196	16.3	36	5.4	6	.9	251	9.4	13	17.1	0	.0
Alcohol Only	208	17.3	225	33.9	460	65.4	910	34.4	15	19.7	2	25.0
Both	366	30.4	266	40.1	200	28.4	825	32.7	31	40.8	5	62.5
Neither	433	36.0	136	20.5	37	5.3	628	23.5	17	22.4	1	12.5

EDUCATION

Years

0-5	5	.5	6	1.0	7	1.0	18	.6	0	.0	0	.0
6-8	41	3.3	23	3.6	42	5.9	115	4.2	6	7.8	0	.0
9-11	550	44.7	279	42.1	230	32.7	1,107	41.0	40	52.6	0	.0
12	473	38.4	258	39.0	286	40.6	1,049	38.8	22	28.9	4	50.0
Over 12	162	13.1	96	14.5	139	19.8	415	15.2	8	10.5	4	50.0

TATTOOED

Yes	404	33.1	169	25.5	129	25.4	785	29.4	29	38.2	4	50.0
-----	-----	------	-----	------	-----	------	-----	------	----	------	---	------

RELIGION

L.D.S.	509	41.7	325	49.0	356	50.6	1,217	45.6	24	31.6	3	37.5
Catholic	210	17.2	114	17.2	128	18.2	469	17.6	13	17.1	4	50.0
Protestant	117	9.6	46	6.9	57	8.1	231	8.8	11	14.5	0	.0
Other	69	5.7	32	4.8	21	3.0	129	4.8	7	9.2	0	.0
None	315	25.8	146	22.0	142	20.2	625	23.2	21	27.6	1	12.5

	<u>DISTRICT COURT</u>		<u>LOWER COURT</u>		<u>D. U. I.</u>		<u>TOTAL</u>		<u>90-DAY</u>		<u>PAROLE</u>	
<u>OCCUPATION</u>												
Laborer	372	30.5	169	25.5	146	20.7	692	25.9	2	2.6	3	37.5
Service	127	10.4	60	9.0	57	8.1	244	9.1	0	.0	0	.0
Operative	100	8.2	56	8.4	58	8.2	214	8.0	0	.0	0	.0
Craftsman	194	15.9	124	18.7	187	26.6	507	18.9	0	.0	2	25.0
Sales	36	3.0	27	4.1	31	4.4	94	3.5	0	.0	0	.0
Medical	35	2.9	23	3.5	15	2.1	73	2.7	0	.0	0	.0
Manager	39	3.2	22	3.3	44	6.3	107	4.0	0	.0	2	25.0
Farm	0	.0	0	.0	3	.4	3	.1	0	.0	0	.0
Student	57	4.7	25	3.8	18	2.6	100	3.8	0	.0	0	.0
Professional	29	2.4	17	2.6	37	5.3	83	3.1	0	.0	0	.0
General	18	1.5	24	3.6	26	3.7	68	2.6	0	.0	0	.0
None	211	17.3	116	17.5	82	11.6	486	18.3	74	97.4	1	12.5

AGE AT FIRST  
ARREST

Under 16	247	20.6	117	17.7	85	12.1	482	18.1	28	37.3	6	75.0
16-18	399	33.2	189	28.5	147	20.9	766	28.8	23	30.7	1	12.5
19-21	270	27.4	153	23.2	113	16.1	552	20.8	11	14.7	1	12.5
22-25	108	11.5	78	11.9	95	13.6	320	16.7	1	1.3	1	5.0
Over 25	146	12.2	125	18.9	261	37.2	545	20.4	5	6.7	0	.0

PREVIOUS PRISON  
COMMITMENTS

Yes	79	7.2	24	3.8	35	4.9	156	6.1	9	11.8	6	100.0
-----	----	-----	----	-----	----	-----	-----	-----	---	------	---	-------

PREVIOUS MENTAL  
INSTITUTION

Yes	96	8.7	47	7.1	33	4.7	187	7.3	9	11.8	0	.0
-----	----	-----	----	-----	----	-----	-----	-----	---	------	---	----

PREVIOUS JUVENILE  
INSTITUTION

Yes	212	19.2	127	19.3	101	14.4	474	18.4	26	34.2	4	66.7
-----	-----	------	-----	------	-----	------	-----	------	----	------	---	------

	<u>DISTRICT COURT</u>		<u>LOWER COURT</u>		<u>D. U. I.</u>	<u>TOTAL</u>	<u>90-DAY</u>		<u>PAROLE</u>		
<u>OFFENSE</u>											
<u>Persons</u>											
Assault	20	1.5	38	5.6		59	2.1	0	.0	0	.0
Aggravated Assault	36	2.8	0	.0		39	1.4	3	3.8	0	.0
Assault & Battery	0	.0	3	.4		3	.1	0	.0	0	.0
Battery	1	.1	4	.6		5	.2	0	.0	0	.0
Contrib. Delinquency	1	.1	13	1.9		14	.5	0	.0	0	.0
Custodial Interfer.	0	.0	2	.3		2	.1	0	.0	0	.0
Harrassment	0	.0	1	.1		1	.0	0	.0	0	.0
Auto Homocide	4	.3	0	.0		5	.2	1	1.3	0	.0
Criminal Homocide	2	.2	0	.0		4	.1	1	1.3	0	.0
Neg. Homocide	2	.2	0	.0		2	.1	0	.0	0	.0
Kidnapping	1	.1	0	.0		1	.0	0	.0	0	.0
Manslaughter	3	.2	0	.0		6	.2	3	3.8	0	.0
Murder 1	0	.0	0	.0		0	.0	0	.0	0	.0
Murder 2	0	.0	0	.0		0	.0	0	.0	0	.0
Terroristic Threat	1	.1	1	.1		2	.1	0	.0	0	.0
Persons-Other	6	.5	1	.1		9	.3	2	2.5	0	.0
TOTAL PERSONS	76	6.1	63	9.1		152	5.4	7	12.7	0	.0
<u>Sex</u>											
Aggr. Sexual Assault	4	.3	0	0		4	.1	0	0	0	.0
Forcible Sex. Abuse	28	2.2	0	0		29	1.1	1	1.3	0	.0
Indecent Exposure	2	.2	10	1.5		12	.4	0	.0	0	.0
Lewdness	0	.0	22	3.2		22	.8	0	.0	0	.0
Molesting	2	.2	0	.0		2	.1	0	.0	0	.0
Obscene Conduct	0	.0	8	1.2		8	.3	0	.0	0	.0
Rape	3	.2	0	.0		3	.1	0	.0	0	.0
Sodomy	4	.3	0	.0		4	.1	0	.0	0	.0
Aggravated Sodomy	2	.2	0	.0		2	.1	0	.0	0	.0
Soliciting Sex Acts	0	.0	3	.4		3	.1	0	.0	0	.0
Unlawful Sex. Inter.	5	.4	0	.0		5	.2	0	.0	0	.0
Sex-Other	4	.3	2	.3		6	.2	0	.0	0	.0
TOTAL SEX	54	4.3	45	6.6		100	3.5	1	1.3	0	.0

DISTRICT COURTLOWER COURTD. U. I.TOTAL90-DAYPAROLEProperty

Arson	2	.2	0	.0	2	.1	0	.0	0	.0
Aggravated Arson	0	.0	0	.0	0	.0	0	.0	0	.0
Break: Enter	1	.1	1	.1	2	.1	0	.0	0	.0
Burglary	254	19.6	5	.7	277	9.9	18	22.8	0	.0
Aggravated Burg.	2	.2	0	.0	2	.1	0	.0	0	.0
Depriving Owner	6	.5	9	1.3	15	.5	0	.0	0	.0
Destroying Property	1	.1	3	.4	4	.2	0	.0	0	.0
Forgery	145	11.2	0	.0	157	5.6	8	10.1	4	44.4
Fraud	1	.1	3	.4	4	.1	0	.0	0	.0
Fraud, Pub. Asst.	5	.4	5	.7	10	.4	0	.0	0	.0
Fraud. Obt. Welfare	0	.0	0	.0	0	.0	0	.0	0	.0
Fraud. Obt. Unemploy.	0	.0	5	.7	5	.2	0	.0	0	.0
Fraud. Use Credit Card	7	.5	7	1.0	14	.5	0	.0	0	.0
Bad Checks	36	2.8	15	2.2	52	1.9	1	1.3	0	.0
Larceny	3	.2	0	.0	3	.1	0	.0	0	.0
Grand Larceny	6	.5	0	.0	7	.2	0	.0	1	11.1
Petit Larceny	2	.3	33	4.8	41	1.5	0	.0	0	.0
False Pretenses	5	.4	1	.1	6	.2	0	.0	0	.0
Possess. Stolen Goods	8	.6	3	.4	11	.4	0	.0	0	.0
Receiving Stolen Gds.	42	3.2	2	.3	45	1.6	1	1.3	0	.0
Robbery	40	3.1	0	.0	47	1.7	5	6.3	2	22.2
Aggravated Robbery	27		0	.0	86	1.3	8	10.1	1	11.1
Theft	237	18.3	60	8.8	314	11.2	15	19.0	1	11.1
Grand Theft	5	.4	0	.0	5	.2	0	.0	0	.0
Petit Theft	0	.0	37	5.4	38	1.4	0	.0	0	.0
Trespassing	0	.0	3	.4	3	.1	0	.0	0	.0
Criminal Trespassing	1	.1	16	2.3	17	.6	0	.0	0	.0
Embezzlement	0	.0	0	.0	0	.0	0	.0	0	.0
Unlawful Entry	1	.1	0	.0	1	.0	0	.0	0	.0
Property-Other	21	1.6	22	3.2	44	1.6	1	1.3	0	.0
TOTAL PROPERTY	858	64.4	230	33.2	1,162	41.7	57	72.2	7	99.9

Drugs/Alcohol

Furnishing Alcohol	0	.0	0	.0	0	.0	0	.0	0	.0
Possession Alcohol	0	.0	8	1.2	8	.3	0	.0	0	.0
Sale Alcohol	0	.0	0	.0	0	.0	0	.0	0	.0

	<u>DISTRICT COURT</u>		<u>LOWER COURT</u>		<u>D. U. I.</u>		<u>TOTAL</u>		<u>90-DAY</u>		<u>PAROLE</u>	
<u>Drugs/Alcohol Cont.</u>												
Public Intoxication	0	.0	29	4.3			29	4.3	0	.0	0	.0
Sell to Minor	0	.0	0	.0			0	.0	0	.0	0	.0
Distrib. for value	143	11.0	1	.1			150	5.3	6	7.6	0	.0
Distrib. no Value	30	2.3	0	.0			31	1.1	1	1.3	0	.0
Possession Drugs	42	3.2	92	3.5			136	4.8	0	.0	0	.0
Sniffing	0	.0	1	.1			1	.0	0	.0	0	.0
ugs/Alcohol-Other	29	2.2	10	1.5			40	1.4	1	1.3	0	.0
TOTAL DRUGS/ALCOHOL	244	18.7	141	10.7			395	13.9	8	10.2	0	.0

<u>Driving</u>												
D. U. I.	0	.0	0	.0	718	100.0	718	25.8	0	.0	0	.0
D. U. I. w/injury	1	.1	14	2.1			15	.5	0	.0	0	.0
Driving w/o license	0	.0	20	2.9			20	.7	0	.0	0	.0
Failure to Aid	0	.0	1	.1			1	.0	0	.0	0	.0
Leaving Scene of Acc.	3	.2	6	.9			9	.3	0	.0	0	.0
Reckless Driving	1	.1	62	9.1			63	2.2	0	.0	0	.0
Traffic Violation	0	.0	0	.0			0	.0	0	.0	0	.0
Driving-Other	4	.3	30	4.4			35	1.2	1	1.3	0	.0
TOTAL DRIVING	9	.7	133	19.5	718	100.0	861	30.7	1	1.3	0	.0

<u>Other</u>												
Conspiracy	1	.1	1	.1			2	.1	0	.0	0	.0
Disorderly Conduct	1	.1	17	2.5			18	.6	0	.0	0	.0
Disturbing Peace	0	.0	1	.1			1	.0	0	.0	0	.0
Fals Representation	2	.2	1	.1			3	.1	0	.0	0	.0
Illegal Firearms	12	.9	8	1.2			21	.7	0	.0	0	.0
Interfering w/police	13	1.0	1	.1			14	.5	0	.0	0	.0
Resisting Arrest	3	.2	4	.6			7	.2	0	.0	0	.0
Other-Other	22	1.7	36	5.3			61	2.2	2	2.5	0	.0
TOTAL OTHER	54	4.2	69	10.0			107	4.4	2	2.5	0	.0

PLEA

Guilty	1,157	90.1	611	89.6	632	88.6	2,492	89.3	66	83.5	6	66.7
--------	-------	------	-----	------	-----	------	-------	------	----	------	---	------

	<u>DISTRICT COURT</u>		<u>LOWER COURT</u>		<u>D. U. I.</u>		<u>TOTAL</u>		<u>90-DAY</u>		<u>PAROLE</u>	
<u>DRUG/ALCOHOL RELATED</u>												
Drug	314	26.2	84	12.4	4	.6	427	15.9	21	26.6	4	66.7
Alcohol	227	18.9	262	38.5	689	96.8	1,195	44.5	17	21.5	0	.0
Both	62	5.6	20	2.9	16	2.2	105	4.0	7	8.9	0	.0
Neither	595	49.7	314	46.2	3	.4	948	35.4	34	43.0	2	33.3

JUDICIAL DISTRICT

1st	11	.9	NA		NA		11	.4	0	.0	0	.0
2nd	51	4.0	NA		NA		59	1.8	8	10.1	0	.0
3rd	978	76.0	NA		NA		1,050	38.0	69	87.3	7	77.8
4th	34	2.6	NA		NA		35	1.2	0	.0	0	.0
5th	6	.5	NA		NA		7	.2	1	1.3	0	.0
6th	8	.6	NA		NA		8	.3	1	1.3	0	.0
7th	10	.8	NA		NA		10	.3	0	.0	0	.0
Local	44	3.4	605	88.7	685	95.9	1,335	47.8	0	.0	1	11.1
Compact	145	11.3	5	.7	4	.6	155	5.5	0	.0	1	11.1

YEAR RECEIVED

1978	480	37.0	407	59.7	453	63.1	1,420	50.5	73	92.4	5	55.6
1977	512	39.4	242	35.5	247	34.4	1,021	36.3	6	7.6	1	11.1
1976	195	15.0	31	4.5	14	1.9	248	8.8	0	.0	0	.0
Before 1976	112	8.6	2	.3	4	.6	121	5.2	0	.0	3	33.3

TYPE OF SUPERVISION

Misdemeanant Prob.	418	32.2	670	98.4	716	99.7	1,084	64.8	0	.0	0	.0
Felony Probation	881	67.8	11	1.6	2	.3	894	32.1	0	.0	0	.0
Parole	0	.0	0	.0	0	.0	9	.3	0	.0	9	100.0
90-Day	0	.0	0	.0	0	.0	79	2.8	79	100.0	0	.0
Prison	0	.0	0	.0	0	.0			0	.0	0	.0

DISTRICT SUPERVISING

Central  
North  
South  
Parole Unit



	<u>DISTRICT COURT</u>		<u>LOWER COURT</u>		<u>D. U. I.</u>		<u>TOTAL</u>		<u>90-DAY</u>		<u>PAROLE</u>	
<u>LIVING WITH PARENTS</u>												
<u>AT AGE 14</u>												
Both	683	61.6	448	68.0	510	72.9	1,704	66.2	43	56.6	2	33.3
Mother Only	272	24.5	133	20.2	127	18.1	556	21.6	21	27.6	0	.0
Father Only	50	4.5	25	3.8	23	3.3	99	3.8	1	1.6	0	.0
Neither	104	9.4	53	8.0	40	5.7	214	8.3	11	14.5	4	66.7
<u>PREVIOUS PROBATION</u>												
Yes	427	38.4	239	36.3	232	33.1	951	36.9	42	55.3	2	33.3
<u>PREVIOUS PAROLE</u>												
Yes	71	6.4	18	2.7	21	3.0	126	4.9	9	11.8	5	83.3
<u>RAP SHEET ENTRIES</u>												
1	303	26.3	281	43.8	304	45.3			12	16.0	0	.0
2	224	19.5	111	17.3	101	15.1			8	10.7	1	12.5
3	139	12.1	58	9.0	74	11.0			6	8.0	0	.0
4	102	8.9	51	8.0	45	6.7			7	9.3	0	.0
5	81	7.0	26	4.1	27	4.0			4	5.3	0	.0
6	45	3.9	24	3.7	26	3.9			4	5.3	2	25.0
7	41	3.6	15	2.3	20	3.0			4	5.3	0	.0
8	37	3.2	13	2.0	19	2.8			2	2.7	0	.0
9	22	1.9	9	1.4	10	1.5			5	6.7	0	.0
10	27	2.3	13	2.0	10	1.5			6	8.0	0	.0
11	16	1.4	5	.8	5	.7			1	1.3	0	.0
12	18	1.6	1	.2	5	.7			1	1.3	0	.0
13	7	.6	2	.3	5	.7			2	2.7	0	.0
14	8	.7	7	1.1	2	.3			3	4.0	0	.0
15	6	.5	0	.0	4	.6			1	1.3	0	.0
16	7	.6	2	.3	1	.1			2	2.7	0	.0
17	2	.2	1	.2	1	.1			0	.0	0	.0
18	4	.3	2	.3	3	.4			1	1.3	4	50.0
19	7	.6	1	.2	0	.0			1	1.3	0	.0
20	11	1.0	2	.3	1	.1			0	.0	0	.0

DISTRICT COURTLOWER COURTD. U. I.TOTAL90-DAYPAROLERAP SHEET ENTRIES  
CONTINUED

21-25	16	1.4	10	1.6	3	.4	3	4.0	0	.0
26-30	11	1.0	2	.3	2	.3	2	2.7	0	.0
31-40	8	.7	3	.5	1	.1	0	.0	0	.0
41-60	7	.6	2	.3	2	.3	0	.0	0	.0
61+	3	.3	0	.0	0	.0	0	.0	0	.0

ADULT PROBATION AND PAROLE

NORTHERN DISTRICT

JULY, 1978



NORTH

DIVISION OF CORRECTIONS STATISTICS

	CASES	%
Total Under Supervision	2,220	
District Court	623	28.1
Lower Court	782	35.2
D.U.I.	694	31.3
90-Day	15	.7
Parole	106	4.8

	<u>DISTRICT COURT</u>		<u>LOWER COURT</u>		<u>D. U. I.</u>		<u>TOTAL</u>		<u>90-DAY</u>		<u>PAROLE</u>	
<u>AGE ATTAINED</u> <u>DURING 1978</u>												
Under 21	219	35.2	305	39.1	119	17.1	651	29.5	7	46.7	1	.9
22-30	274	44.0	326	41.8	273	39.3	948	42.7	5	33.3	70	66.6
31-40	84	13.5	74	9.5	124	17.9	312	14.0	3	20.0	27	25.5
41-50	33	5.3	38	4.9	99	14.3	175	7.8	0	.0	5	4.7
Over 50	13	2.1	37	4.7	29	11.4	132	6.0	0	.0	3	2.8
<u>UTAH RESIDENT</u>												
Yes	531	86.3	734	94.1	658	94.8	2,032	92.0	13	86.7	96	92.3
<u>SEX</u>												
Male	539	86.5	661	84.5	626	90.2	1,934	87.2	13	86.7	95	91.3
Female	84	13.5	121	15.5	68	9.8	288	12.8	2	13.3	9	8.7
<u>RACE</u>												
White	513	82.3	656	83.9	554	99.8	1,815	80.8	12	80.0	54	51.9
Chicano	62	10.0	83	10.6	91	13.1	270	12.0	3	20.0	30	28.8
Indian	2	.3	15	1.9	21	3.0	41	1.8	0	.0	2	1.9
Black	44	7.1	23	2.9	23	3.3	108	4.8	0	.0	18	17.3
Other	2	.4	5	.6	5	.7	4	.2	0	.0	0	.0
<u>MARITAL STATUS</u>												
Married	203	32.6	247	31.6	293	42.2	769	34.6	5	33.3	21	20.2
Single	324	52.0	410	52.4	235	33.9	1,009	45.7	8	53.3	32	30.8
Divorced	89	14.3	119	15.2	154	22.2	414	18.4	2	13.3	46	44.2
Widowed	7	1.1	6	.8	12	1.7	30	1.3	0	.0	5	4.8

	<u>DISTRICT COURT</u>		<u>LOWER COURT</u>		<u>D. U. I.</u>		<u>TOTAL</u>		<u>90-DAY</u>		<u>PAROLE</u>	
<u>NUMBER OF CHILDREN</u>												
0	345	59.3	466	60.8	300	43.9	1,160	54.2	11	73.3	38	38.0
1-2	162	27.8	198	25.8	207	30.3	621	28.5	2	13.3	44	44.0
3-4	53	9.1	72	4.4	123	18.0	262	12.1	1	6.7	13	13.0
5-6	13	2.3	19	2.5	38	5.6	74	3.4	1	6.7	3	3.0
7-8	4	.7	8	1.0	12	1.8	26	1.2	0	.0	2	2.0
9 or more	5	.9	4	.5	3	.4	12	.6	0	.0	0	.0
<u>DRUG/ALCOHOL HISTORY</u>												
Drugs Only	72	12.4	70	9.1	14	2.0	189	8.8	2	13.3	31	31.3
Alcohol Only	117	20.2	185	24.1	309	45.2	636	29.8	3	20.0	22	27.2
Both	125	21.6	124	16.2	50	7.3	324	14.9	3	20.0	19	19.2
Neither	265	45.8	388	50.6	310	45.4	1,011	46.6	7	46.7	27	27.3
<u>EDUCATION</u>												
<u>Years</u>												
0-5	2	.4	6	.8	13	1.8	22	1.0	0	.0	1	1.0
6-8	23	3.8	25	3.2	37	5.4	94	4.4	1	7.1	8	8.0
9-11	143	40.1	287	17.4	222	22.6	796	36.2	5	35.7	29	29.0
12	249	41.1	324	42.3	282	41.3	918	42.5	4	28.6	59	59.0
Over 12	89	14.8	124	16.2	128	18.6	350	15.9	8	57.2	3	3.0
<u>TATTOOED</u>												
Yes	146	24.3	153	19.9	144	21.1	512	23.8	7	46.7	62	63.3
<u>RELIGION</u>												
L.D.S.	311	51.5	421	54.9	331	48.5	1,097	50.4	7	46.7	27	27.0
Catholic	93	15.4	218	16.7	117	17.1	380	17.5	4	26.7	38	38.0
Protestant	76	12.6	52	6.8	87	12.7	238	11.0	2	13.3	21	21.0
Other	34	5.6	50	6.5	41	6.0	131	6.1	1	6.7	5	5.0
None	90	14.9	116	15.1	107	15.7	323	15.0	1	6.7	9	9.0

	<u>DISTRICT COURT</u>		<u>LOWER COURT</u>		<u>D. U. I.</u>		<u>TOTAL</u>		<u>90-DAY</u>		<u>PAROLE</u>	
<u>OCCUPATION</u>												
Laborer	180	30.0	205	26.7	177	25.9	604	27.5	3	20.0	37	37.0
Service	39	6.5	52	6.8	38	5.6	134	6.1	0	.0	5	5.0
Operative	33	5.5	52	6.8	49	7.2	142	6.5	0	.0	7	7.0
Craftsman	99	16.5	150	19.6	156	22.8	445	20.3	2	13.3	27	27.0
Sales	19	3.2	21	2.7	21	3.1	62	2.8	0	.0	1	1.0
Clerical	13	2.2	14	1.8	15	2.2	46	2.1	0	.0	2	2.0
Manager	9	1.5	14	1.8	21	3.1	44	2.0	0	.0	0	.0
Farm	3	.5	6	.8	10	1.5	20	.9	1	6.7	0	.0
Student	56	9.3	69	9.0	38	5.6	174	7.9	1	6.7	7	7.0
Professional	12	2.0	16	2.1	27	4.0	59	2.7	3	20.0	0	.0
General	32	5.3	48	6.3	35	5.1	118	5.4	0	.0	0	.0
None	105	17.5	120	15.6	96	14.1	345	15.7	5	33.3	14	14.0

AGE AT FIRST  
ARREST

Under 16	126	21.1	107	14.0	60	8.8	342	15.8	3	20.0	47	48.0
16-18	193	37.2	239	31.2	137	22.0	613	28.1	7	46.7	29	35.6
19-21	123	20.6	176	13.3	139	20.4	463	21.2	3	20.0	14	14.3
22-25	71	11.9	88	11.5	111	16.4	280	12.7	1	6.7	5	5.1
Over 25	85	14.2	154	20.2	233	34.3	480	22.0	1	6.7	3	3.1

PREVIOUS PRISON  
COMMITMENTS

Yes	30	5.5	17	2.2	14	1.9	150	7.0	1	6.7	88	100.0
-----	----	-----	----	-----	----	-----	-----	-----	---	-----	----	-------

PREVIOUS MENTAL  
INSTITUTION

Yes	29	5.2	22	2.9	15	2.9	81	3.8	2	13.3	11	12.6
-----	----	-----	----	-----	----	-----	----	-----	---	------	----	------

PREVIOUS JUVENILE  
INSTITUTION

Yes	68	12.3	51	6.7	15	2.2	180	8.5	5	33.3	39	44.3
-----	----	------	----	-----	----	-----	-----	-----	---	------	----	------

	<u>DISTRICT COURT</u>		<u>LOWER COURT</u>		<u>D. U. I.</u>	<u>TOTAL</u>	<u>90-DAY</u>		<u>PAROLE</u>		
<u>OFFENSE</u>											
<u>Persons</u>											
Assault	12	1.9	42	5.4		55	2.4	0	.0	0	.0
Aggravated Assault	21	3.4	0	.0		24	1.1	0	.0	3	2.8
Assault & Battery	0	.0	0	.0		0	.0	0	.0	0	.0
Battery	0	.0	10	1.3		10	.4	0	.0	0	.0
Contrib. Delinquency	0	.0	3	.4		3	.1	0	.0	0	.0
Custodial Interfer.	0	.0	0	.0		0	.0	0	.0	0	.0
Harrassment	0	.0	3	.4		3	.1	0	.0	0	.0
Auto Homocide	1	.2	0	.0		2	.1	0	.0	1	.9
Criminal Homocide	2	.3	0	.0		3	.1	0	.0	1	.9
Neg. Homocide	1	.2	0	.0		1	.0	0	.0	0	.0
Kidnapping	2	.3	0	.0		2	.1	0	.0	0	.0
Manslaughter	0	.0	0	.0		3	.1	0	.0	3	2.8
Murder 1	0	.0	0	.0		0	.0	0	.0	0	.0
Murder 2	0	.0	0	.0		0	.0	0	.0	0	.0
Terroristic Threat	0	.0	0	.0		0	.0	0	.0	0	.0
Persons-Other	0	.0	0	.0		0	.0	0	.0	0	.0
TOTAL PERSONS	39	6.3	58	7.8		106	4.5	0	.0	8	7.4

<u>Sex</u>											
Aggr. Sexual Assault	4	.6	0	.0	5	.2	0	.0	1	.9	
Forcible Sex. Abuse	14	2.2	0	.0	14	.6	0	.0	0	.0	
Indecent Exposure	0	.0	5	.6	5	.2	0	.0	0	.0	
Lewdness	0	.0	11	1.4	11	.5	0	.0	0	.0	
Molesting	0	.0	0	.0	0	.0	0	.0	0	.0	
Obscene Conduct	0	.0	2	.3	2	.1	0	.0	0	.0	
Rape	4	.6	0	.0	8	.4	0	.0	4	3.8	
Sodomy	0	.0	2	.3	3	.1	0	.0	1	.9	
Aggravated Sodomy	1	.2	0	.0	1	.0	0	.0	0	.0	
Soliciting Sex Acts	0	.0	3	.4	3	.1	0	.0	0	.0	
Unlawful Sex. Inter.	5	.8	2	.3	8	.4	0	.0	1	.9	
Sex-Other	2	.3	1	.1	3	.1	0	.0	0	.0	
TOTAL SEX.	30	4.7	26	3.4	63	2.7	0	.0	7	6.5	



	<u>DISTRICT COURT</u>		<u>LOWER COURT</u>		<u>D. U. I.</u>	<u>TOTAL</u>		<u>90-DAY</u>		<u>PAROLE</u>	
<u>Property</u>											
Arson	1	.2	1	.1		2	.1	0	.0	0	.0
Aggravated Arson	3	.5	0	.0		3	.1	0	.0	0	.0
Break: Enter	3	.5	0	.0		3	.1	0	.0	0	.0
Burglary	134	21.5	3	.4		181	8.1	5	33.3	39	36.8
Aggravated Burg.	0	.0	0	.0		0	.0	0	.0	0	.0
Living Owner	3	.5	0	.0		3	.1	0	.0	0	.0
Destroying Property	3	.5	10	1.3		13	.6	0	.0	0	.0
Larceny	53	8.5	1	.1		67	3.0	2	13.3	11	10.4
Fraud	4	.6	1	.1		5	.2	0	.0	0	.0
Fraud, Pub. Asst.	5	.8	1	.1		6	.3	0	.0	0	.0
Fraud. Obt. Welfare	0	.0	0	.0		0	.0	0	.0	0	.0
Fraud. Obt. Unemploy.	0	.0	2	.3		2	.1	0	.0	0	.0
Fraud. Use Credit Card	2	.3	0	.0		2	.1	0	.0	0	.0
Bad Checks	34	5.5	61	7.8		95	4.2	0	.0	0	.0
Larceny	0	.0	0	.0		0	.0	0	.0	0	.0
Grand Larceny	5	.8	0	.0		13	.6	0	.0	8	7.5
Petit Larceny	1	.2	25	3.2		27	1.2	0	.0	0	.0
False Pretenses	2	.3	1	.1		4	.2	1	6.7	0	.0
Possess. Stolen Goods	1	.2	5	.6		6	.3	0	.0	0	.0
Receiving Stolen Gds.	5	.8	2	.3		8	.4	0	.0	1	.9
Robbery	9	1.4	0	.0		19	.8	2	13.3	8	7.5
Aggravated Robbery	4	.6	0	.0		8	.4	1	6.7	3	2.8
Theft	118	18.9	73	9.3		206	9.2	1	6.7	10	9.4
Grand Theft	9	1.4	0	.0		9	.4	0	.0	0	.0
Petit Theft	0	.0	48	6.1		48	2.3	0	.0	0	.0
Trespassing	0	.0	9	1.2		9	.4	0	.0	0	.0
Criminal Tresspassing	0	.0	6	.8		6	.3	0	.0	0	.0
Embezzlement	0	.0	0	.0		0	.0	0	.0	0	.0
Unlawful Entry	0	.0	0	.0		0	.0	0	.0	0	.0
Property-Other	16	2.6	7	.9		23	1.0	0	.0	0	.0
TOTAL PROPERTY	415	66.6	256	32.7		760	34.5	12	80.0	80	75.3
<u>Drugs/Alcohol</u>											
Furnishing Alcohol	0	.0	0	.0		0	.0	0	.0	0	.0
Possession Alcohol	0	.0	44	5.6		44	2.0	0	.0	0	.0
Sale Alcohol	0	.0	0	.0		0	.0	0	.0	0	.0

	<u>DISTRICT COURT</u>		<u>LOWER COURT</u>		<u>D. U. I.</u>		<u>TOTAL</u>		<u>90-DAY</u>		<u>PAROLE</u>	
<u>Drugs/Alcohol Cont.</u>												
Public Intoxication	0	.0	28	3.6			28	1.2	0	.0	0	.0
Sell to Minor	0	.0	0	.0			0	.0	0	.0	0	.0
Distrib. for value	32	5.1	0	.0			41	1.8	3	20.0	6	5.7
Distrib. no Value	10	1.6	1	.1			12	.5	0	.0	1	.9
Possession Drugs	13	2.1	165	21.1			180	8.0	0	.0	0	.0
Sniffing	0	.0	3	.4			3	.1	0	.0	0	.0
/Alcohol-Other	35	5.6	5	.6			42	1.9	0	.0	0	.9
TOTAL DRUGS/ALCOHOL	151	14.4	246	31.4			350	16.5				

<u>Driving</u>												
D. U. I.	0	.0	0	.0	694	100.0	694	31.0	0	.0	0	.0
D. U. I. w/injury	1	.2	8	1.0			9	.4	0	.0	0	.0
Driving w/o license	0	.0	28	3.6			32	1.4	0	.0	0	.0
Failure to Aid	0	.0	0	.0			0	.0	0	.0	0	.0
Leaving Scene of Acc.	2	.3	3	.4			5	.2	0	.0	0	.0
Reckless Driving	0	.0	94	12.0			94	4.2	0	.0	0	.0
Traffic Violation	0	.0	1	.1			1	.1	0	.0	0	.0
Driving-Other	6	1.0	2	.3			8	.4	0	.0	0	.0
TOTAL DRIVING	9	1.5	136	17.4	694	100.0	843	6.7	0	.0	0	.0

<u>Other</u>												
Conspiracy	1	.2	0	.0			1	.0	0	.0	0	.0
Disorderly Conduct	0	.0	14	1.8			14	.6	0	.0	0	.0
Disturbing Peace	0	.0	3	.4			3	.2	0	.0	0	.0
Fals Representation	0	.0	4	.5			4	.2	0	.0	0	.0
Illegal Firearms	6	1.0	6	.8			1	3.6	0	.0	0	.0
Interferring w/police	0	.0	5	.6			5	.2	0	.0	0	.0
Resisting Arrest	0	.0	2	.3			2	.1	0	.0	0	.0
Other-Other	32	5.1	26	3.3			61	3.6	0	.0	3	2.8
TOTAL OTHER	39	6.2	60	7.7			91	8.5	0	.0	3	2.8

<u>PLEA</u>												
Guilty	574	92.3	733	93.7	664	95.7	2,064	93.0	13	86.7	80	76.9

	<u>DISTRICT COURT</u>		<u>LOWER COURT</u>		<u>D. U. I.</u>		<u>TOTAL</u>		<u>90-DAY</u>		<u>PAROLE</u>	
<u>DRUG/ALCOHOL RELATED</u>												
Drug	106	17.9	150	19.2	4	.6	286	13.1	6	40.0	20	20.4
Alcohol	114	19.2	281	36.0	672	97.0	1,094	50.0	2	13.3	25	25.5
Both	34	5.7	41	5.2	13	1.9	90	4.1	0	.0	2	2.0
Neither	339	57.2	309	39.6	4	.6	710	32.6	7	46.7	51	52.0

JUDICIAL DISTRICT

1st	99	15.9	NA		NA		117	5.2	4	26.7	14	13.5
2nd	404	64.8	NA		NA		481	21.4	11	73.3	66	63.5
3rd	22	3.5	NA		NA		25	1.1	0	.0	3	2.9
4th	4	.6	NA		NA		8	.4	0	.0	4	3.8
5th	2	.3	NA		NA		2	.0	0	.0	0	.0
6th	1	.2	NA		NA		1	.0	0	.0	0	.0
7th	1	.2	NA		NA		1	.0	0	.0	0	.0
Local	24	3.9	714	91.3	680	98.0	1,427	63.5	0	.0	9	8.7
Compact	66	10.6	4	.5	2	.3	80	3.6	0	.0	8	7.7

YEAR RECEIVED

1978	268	43.0	503	64.3	509	73.3	1,313	58.4	14	93.3	18	17.0
1977	235	37.7	252	32.2	178	25.6	728	32.4	1	6.7	44	41.5
1976	81	13.0	24	3.1	4	.6	150	6.7	0	.0	32	20.2
Before 1976	39	6.2	3	.4	3	.4	57	2.5	0	.0	12	11.3

TYPE OF SUPERVISION

Misdemeanant Prob.	269	43.2	781	99.9	692	99.7	1,742	78.5	0	.0	0	.0
Felony Probation	354	56.8	1	.1	2	.3	357	16.1	0	.0	0	.0
Parole	0	.0	0	.0	0	.0	106	4.8	0	.0	106	100.0
90-Day	0	.0	0	.0	0	.0	15	.7	15	100.0	0	.0

DISTRICT SUPERVISING

Central  
North  
South  
Parole Unit

	<u>DISTRICT COURT</u>		<u>LOWER COURT</u>		<u>D. U. I.</u>		<u>TOTAL</u>		<u>90-DAY</u>		<u>PAROLE</u>	
<u>LIVING WITH PARENTS</u>												
<u>AT AGE 14</u>												
Both	381	68.4	571	75.2	565	83.2	1,600	75.3	8	53.3	57	64.0
Mother Only	128	23.0	129	17.0	68	10.0	359	16.9	7	46.7	22	24.7
Father Only	18	3.2	19	2.5	14	2.1	54	2.5	0	.0	2	2.2
Other	30	5.4	40	5.3	32	4.7	113	5.3	0	.0	8	9.0
<u>PREVIOUS PROBATION</u>												
Yes	189	33.8	251	33.0	228	33.5	749	35.2	5	33.3	67	75.3
<u>PREVIOUS PAROLE</u>												
Yes	16	2.9	12	1.6	14	2.1	80	3.8	2	13.3	36	40.4
<u>RAP SHEET ENTRIES</u>												
1	205	34.6	324	42.6	268	39.4			5	33.3	3	3.0
2	107	18.1	183	24.0	149	21.9			0	.0	6	6.0
3	58	9.8	94	12.4	99	14.5			1	6.7	9	9.0
4	70	11.8	51	6.7	57	8.4			3	20.0	3	3.0
5	34	5.7	27	3.5	30	4.4			1	6.7	7	7.0
6	25	4.2	15	2.0	19	2.8			1	6.7	13	13.0
7	14	2.4	12	1.6	16	2.3			0	.0	8	8.0
8	18	3.0	9	1.2	9	1.3			1	13.3	7	7.0
9	4	.7	6	.8	4	.6			0	.0	3	3.0
10	5	.8	8	1.1	13	1.9			2	.0	4	4.0
11	5	.8	1	.1	3	.4			0	.0	6	6.0
12	9	1.5	1	.1	2	.3			0	.0	3	3.0
13	10	1.7	6	.8	1	.1			0	.0	6	6.0
14	3	.5	5	.7	0	.0			0	.0	4	4.0
15	4	.7	3	.4	3	.4			0	.0	5	5.0
16	1	.2	0	.0	1	.1			0	.0	1	1.0
17	3	.5	0	.0	1	.1			0	.0	3	3.0
18	1	.2	3	.4	0	.0			0	.0	0	.0
19	1	.2	2	.3	0	.0			0	.0	1	1.0
20	3	.5	3	.4	1	.1			0	.0	3	3.0

DISTRICT COURTLOWER COURTD. U. I.TOTAL90-DAYPAROLERAP SHEET ENTRIES  
CONTINUED

21-30	8	1.3	6	.8	2	.3	1	6.7	2	2.0
31-40	1	.2	1	.1	2	.3	0	.0	2	2.0
41+	3	.5	1	.1	1	.1	0	.0	1	1.0

ADULT PROBATION AND PAROLE

SOUTHERN DISTRICT

JULY, 1978



SOUTH

DIVISION OF CORRECTIONS STATISTICS

	CASES	%
Total Under Supervision	2,353	
District Court	651	27.7
Lower Court	947	40.2
D.U.I.	664	28.2
90-Day	21	.9
Parole	70	3.0

	<u>DISTRICT COURT</u>		<u>LOWER COURT</u>		<u>D. U. I.</u>		<u>TOTAL</u>		<u>90-DAY</u>		<u>PAROLE</u>	
<u>AGE ATTAINED</u>												
<u>DURING 1978</u>												
Under 21	207	31.8	371	39.2	127	19.1	720	30.6	13	61.9	2	2.9
22-30	341	52.4	383	40.4	270	40.7	1,035	44.0	7	33.3	39	48.6
31-40	69	10.6	106	11.2	127	19.1	330	14.0	1	4.8	26	37.1
41-50	19	2.9	44	4.6	62	9.3	133	5.6	0	.0	8	11.4
Over 50	15	2.3	43	4.5	78	11.7	136	5.8	0	.0	0	.0
<u>UTAH RESIDENT</u>												
Yes	547	85.3	858	90.7	653	98.3	2,139	91.3	17	81.0	64	92.8
<u>SEX</u>												
Male	583	89.8	813	85.9	594	89.3	2,082	88.4	21	100.0	69	100.0
Female	66	10.2	134	14.1	71	10.7	272	11.6	0	.0	0	.0
<u>RACE</u>												
White	588	90.6	880	92.9	609	91.6	2,165	97.1	21	100.0	67	97.1
Chicano	39	6.0	40	4.2	30	4.5	112	4.8	0	.0	2	2.9
Indian	17	2.6	23	2.4	18	2.7	58	2.5	0	.0	0	.0
Black	1	.2	0	.0	3	.5	4	.2	0	.0	0	.0
Other	4	.6	4	.4	5	.8	13	.6	0	.0	0	.0
<u>MARITAL STATUS</u>												
Married	250	38.5	361	38.1	310	46.6	950	40.4	8	38.1	21	30.4
Single	316	50.2	450	47.5	221	33.2	1,032	43.9	11	52.4	24	34.8
Divorced	70	10.8	128	13.5	125	18.8	348	14.8	2	9.5	23	33.3
Widowed	3	.5	8	.8	9	1.4	21	.9	0	.0	1	1.4



	<u>DISTRICT COURT</u>		<u>LOWER COURT</u>		<u>D. U. I.</u>		<u>TOTAL</u>		<u>90-DAY</u>		<u>PAROLE</u>	
<u>NUMBER OF CHILDREN</u>												
0	358	61.4	514	58.8	264	43.8	1,176	54.9	14	66.7	26	41.9
1-2	150	25.7	224	25.6	175	29.0	581	27.1	6	28.6	26	42.0
3-4	56	9.6	104	11.9	115	19.1	285	13.3	1	4.8	8	12.9
5-6	16	2.8	25	2.9	35	5.8	78	3.7	0	.0	2	.0
7-8	3	.5	7	.8	12	2.0	22	1.0	0	.0	0	.0
9 or more	0	.0	0	.0	2	.3	2	.1	0	.0	0	.0
<u>DRUG/ALCOHOL HISTORY</u>												
Drugs Only	62	10.6	43	4.9	10	1.6	129	5.9	2	9.5	12	19.4
Alcohol Only	168	28.6	294	33.3	363	58.1	849	28.9	4	19.0	18	29.0
Both	197	33.6	255	28.9	137	21.9	623	28.6	13	61.9	21	33.9
Neither	160	27.3	291	33.0	115	18.4	580	26.6	2	9.5	11	17.7
<u>EDUCATION</u>												
<u>Years</u>												
0-5	3	.6	5	.6	8	1.2	16	.7	0	.0	0	.0
6-8	30	5.0	17	1.9	17	1.9	89	4.1	2	9.5	2	3.2
9-11	271	44.8	317	36.0	290	38.3	862	39.2	8	38.0	27	43.6
12	216	35.6	369	41.9	245	39.0	861	39.1	8	38.1	22	35.5
Over 12	86	49.1	542	61.5	99	15.7	373	16.8	3	14.4	11	17.7
<u>TATTOOED</u>												
Yes	153	25.1	144	16.3	117	18.7	457	20.8	8	38.1	35	59.3
<u>RELIGION</u>												
L.D.S.	396	65.0	631	71.5	431	68.6	1,499	68.0	12	57.1	29	46.8
Catholic	60	9.9	60	6.8	45	7.2	173	7.8	1	4.8	7	11.3
Protestant	61	10.0	39	4.4	50	8.0	164	7.4	5	23.8	9	14.5
Other	28	4.6	28	3.2	22	3.5	83	3.8	1	4.8	4	6.5
None	64	10.5	125	14.2	80	12.7	284	12.9	2	9.5	13	21.0

	<u>DISTRICT COURT</u>		<u>LOWER COURT</u>		<u>D. U. I.</u>		<u>TOTAL</u>		<u>90-DAY</u>		<u>PAROLE</u>	
<u>OCCUPATION</u>												
Laborer	198	32.6	273	31.0	245	39.0	750	34.1	5	23.8	3	4.8
Service	34	5.6	45	5.1	11	1.8	94	4.3	3	14.3	28	45.2
Operative	69	11.4	76	8.6	66	10.5	216	9.8	2	9.5	1	1.6
Craftsman	133	21.9	189	21.5	146	23.2	494	22.4	3	14.3	3	4.8
Sales	9	1.5	27	3.1	16	2.5	52	2.4	0	.0	23	37.1
Clerical	9	1.5	5	.6	8	1.3	22	1.0	0	.0	0	.0
Manager	10	1.6	13	1.5	12	1.9	35	1.6	0	.0	0	.0
Farm	8	1.3	7	.8	6	1.0	23	1.0	0	.0	0	.0
Student	20	3.3	102	11.6	18	2.9	145	6.6	2	9.5	2	3.2
Professional	12	2.0	5	.6	5	.8	22	1.0	0	.0	2	3.2
General	20	3.3	34	3.9	7	1.1	63	2.9	1	4.8	0	.0
None	85	14.0	105	11.9	88	14.0	286	13.0	5	23.8	0	.0
<u>AGE AT FIRST ARREST</u>												
Under 16	147	24.3	172	19.6	105	16.9	463	21.2	8	38.1	30	49.2
16-18	200	33.1	286	32.7	196	31.6	223	32.8	6	28.5	17	27.9
19-21	135	22.3	189	21.6	101	16.2	436	19.9	3	14.3	7	11.5
22-25	57	9.5	71	11.2	72	11.6	323	10.6	2	9.5	3	4.9
Over 25	65	10.8	131	15.0	147	23.7	350	16.0	2	9.5	4	6.6
<u>PREVIOUS PRISON COMMITMENTS</u>												
Yes	52	9.3	39	4.4	24	4.8	181	8.5	0	.0	61	100.0
<u>PREVIOUS MENTAL INSTITUTION</u>												
Yes	34	6.1	36	4.1	19	3.1	109	5.1	5	23.8	15	24.6
<u>PREVIOUS JUVENILE INSTITUTION</u>												
Yes	100	17.8	96	10.9	42	6.9	274	12.8	8	38.1	28	45.9

	<u>DISTRICT COURT</u>		<u>LOWER COURT</u>		<u>D. U. I.</u>	<u>TOTAL</u>		<u>90-DAY</u>		<u>PAROLE</u>	
<u>OFFENSE</u>											
<u>Persons</u>											
Assault	11	1.7	25	2.6		38	1.6	0	.0	2	2.9
Aggravated Assault	11	1.7	0	.0		14	.6	1	4.8	2	2.9
Assault & Battery	0	.0	0	.0		0	.0	0	.0	0	.0
Battery	0	.0	7	.7		7	.3	0	.0	0	.0
Contrib. Delinquency	0	.0	6	.6		6	.3	0	.0	0	.0
Custodial Interfer.	0	.0	0	.0		0	.0	0	.0	0	.0
Harrassment	0	.0	3	.0		3	.1	0	.0	0	.0
Auto Homocide	6	.9	0	.0		6	.3	0	.0	0	.0
Criminal Homocide	0	.0	0	.0		0	.0	0	.0	0	.0
Neg. Homocide	5	.8	0	.0		5	.2	0	.0	0	.0
Kidnapping	0	.0	0	.0		0	.0	0	.0	0	.0
Manslaughter	2	.3	0	.0		2	.1	0	.0	0	.0
Murder 1	0	.0	0	.0		0	.0	0	.0	0	.0
Murder 2	1	.0	0	.0		1	.0	0	.0	0	.0
Terroristic Threat	0	.0	0	.0		0	.0	0	.0	0	.0
Persons-Other	3	.5	2	.2		5	.2	0	.0	0	.0
TOTAL PERSONS	39	5.9	43	4.1		87	3.7	1	4.8	4	5.8
<u>Sex</u>											
Aggr. Sexual Assault	2	.3	0	.0		5	.2	2	9.5	1	1.4
Forcible Sex. Abuse	9	1.4	1	.1		12	.5	0	.0	2	2.9
Indecent Exposure	0	.0	1	.1		1	.0	0	.0	0	.0
Lewdness	1	.2	29	3.1		30	1.3	0	.0	0	.0
Molesting	1	.2	0	.0		1	.1	0	.0	0	.0
Obscene Conduct	0	.0	1	.1		1	.0	0	.0	0	.0
Rape	1	.2	1	.1		5	.2	2	9.5	1	1.4
Sodomy	0	.0	0	.0		0	.0	0	.0	0	.0
Aggravated Sodomy	1	.2	0	.0		3	.1	2	9.5	0	.0
Soliciting Sex Acts	1	.2	1	.1		2	.1	0	.0	0	.0
Unlawful Sex. Inter.	6	.9	1	.1		7	.3	0	.0	0	.0
Sex-Other	8	1.2	6	.6		14	.6	0	.0	0	.0
TOTAL SEX											

DISTRICT COURTLOWER COURTD. U. I.TOTAL90-DAYPAROLEProperty

Arson	4	.6	0	.0	5	.2	0	.0	1	1.4
Aggravated Arson	2	.3	0	.0	2	.1	0	.0	0	.0
Break: Enter	1	.2	1	.1	2	.1	0	.0	0	.0
Burglary	130	20.0	1	.1	163	6.9	9	42.9	23	32.9
Aggravated Burg.	0	.0	0	.0	0	.0	0	.0	0	.0
Living Owner	5	.8	9	1.0	15	.6	0	.0	1	1.4
Destroying Property	0	.0	14	1.5	14	.6	0	.0	0	.0
Arson	37	5.7	1	.1	45	1.9	0	.0	7	10.0
Arson	3	.5	3	.3	6	.3	0	.0	0	.0
Fraud, Pub. Asst.	1	.2	0	.0	1	.0	0	.0	0	.0
Fraud. Obt. Welfare	0	.0	0	.0	0	.0	0	.0	0	.0
Fraud. Obt. Unemploy.	1	.2	0	.0	1	.0	0	.0	0	.0
Fraud. Use Credit Card	3	.5	1	.1	4	.2	0	.0	0	.0
Bad Checks	36	5.5	41	4.3	78	3.3	0	.0	1	1.4
Larceny	1	.2	1	.1	3	.1	0	.0	1	1.4
Grand Larceny	5	.8	0	.0	13	.6	0	.0	8	11.4
Petit Larceny	1	.2	118	12.5	119	5.1	0	.0	0	.0
False Pretenses	2	.3	3	.3	5	.2	0	.0	0	.0
Possess. Stolen Goods	12	1.8	1	.1	13	.6	0	.0	0	.0
Receiving Stolen Gds.	3	.5	3	.3	7	.3	0	.0	1	1.4
Robbery	9	1.4	0	.0	10	.4	0	.0	1	1.4
Aggravated Robbery	4	.6	0	.0	6	.3	0	.0	2	2.9
Theft	122	18.8	51	5.4	183	7.8	1	4.8	9	12.9
Grand Theft	2	.3	0	.0	3	.1	1	4.8	0	.0
Petit Theft	0	.0	5	.5	5	.2	0	.0	0	.0
Trespassing	1	.2	4	.4	5	.2	0	.0	0	.0
Criminal Trespassing	0	.0	4	.4	4	.2	0	.0	0	.0
Embezzlement	0	.0	0	.0	0	.0	0	.0	0	.0
Unlawful Entry	1	.2	0	.0	1	.0	0	.0	0	.0
Property-Other	34	5.2	7	.7	43	1.8	2	9.5	0	.0
TOTAL PROPERTY	420	65.0	268	28.2	756	32.1	13	62.0	55	78.5

Drugs/Alcohol

Furnishing Alcohol	0	.0	0	.0	0	1.4	0	.0	0	.0
Possession Alcohol	0	.0	33	3.5	33	.0	0	.0	0	.0
Sale Alcohol	0	.0	1	.1	1	1.8	0	.0	0	.0

	<u>DISTRICT COURT</u>		<u>LOWER COURT</u>		<u>D. U. I.</u>		<u>TOTAL</u>		<u>90-DAY</u>		<u>PAROLE</u>	
<u>Drugs/Alcohol Cont.</u>												
Public Intoxication	0	.0	42	4.4			42	2.1	0	.0	0	.0
Sell to Minor	0	.0	0	.0			0	.3	0	.0	0	.0
Distrib. for value	45	6.9	1	.1			49	8.5	0	.0	3	4.3
Distrib. no Value	7	1.1	0	.0			7	1.7	0	.0	0	.0
Possession Drugs	28	4.3	172	18.2			201	15.8	0	.0	1	1.4
Sniffing	0	.0	0	.0			0	28.3	0	.0	0	.0
/Alcohol-Other	28	4.3	10	1.1			40	.1	0	.0	2	2.9
DRUGS/ALCOHOL	108	16.6	268	27.4			373	4.8	0	.0	6	8.6

<u>Driving</u>												
D. U. I.	0	.0	0	.0	665	100.0	665	28.3	0	.0	0	.0
D. U. I. w/injury	1	.2	2	.2			3	.1	0	.0	0	.0
Driving w/o license	0	.0	114	12.0			114	4.8	0	.0	0	.0
Failure to Aid	0	.0	0	.0			0	.0	0	.0	0	.0
Leaving Scene of Acc.	2	.3	10	1.1			12	.5	0	.0	0	.0
Reckless Driving	2	.3	123	13.0			125	5.3	0	.0	0	.0
Traffic Violation	1	.2	8	.8			9	.4	0	.0	0	.0
Driving-Other	13	2.0	10	1.1			23	1.0	0	.0	0	.0
TOTAL DRIVING	19	3.0	267	28.2	665	100.0	1,037	40.4	0	.0	0	.0

<u>Other</u>												
Conspiracy	4	.6	0	.0			4	.2	0	.0	0	.0
Disorderly Conduct	0	.0	4	.4			4	.2	0	.0	0	.0
Disturbing Peace	0	.0	7	.7			7	.3	0	.0	0	.0
Falw Representation	1	.2	5	.5			6	.3	0	.0	0	.0
Illegal Firearms	5	.8	14	1.5			20	.8	0	.0	1	1.4
Interferring w/police	2	.3	9	1.0			11	.5	0	.0	0	.0
Resisting Arrest	1	.2	3	.3			4	.2	0	.0	0	.0
Other-Other	21	3.2	27	2.9			49	2.1	1	4.8	0	.0
TOTAL OTHER	34	5.3	69	7.3			105	4.6	1	4.8	1	1.4

<u>PLEA</u>												
Guilty	582	89.7	896	94.6	644	97.0	2,191	93.2	16	76.2	53	76.8



**CONTINUED**

**1 OF 2**

	<u>DISTRICT COURT</u>		<u>LOWER COURT</u>		<u>D. U. I.</u>		<u>TOTAL</u>		<u>90-DAY</u>		<u>PAROLE</u>	
<u>DRUG/ALCOHOL RELATED</u>												
Drug	132	21.0	159	16.8	5	.8	311	13.4	2	9.5	13	19.4
Alcohol	149	23.7	377	39.9	653	98.6	1,202	51.7	4	19.0	19	28.4
Both	44	7.0	15	1.6	4	.6	75	3.2	1	4.8	11	16.4
Neither	303	48.2	394	41.7	0	.0	735	31.6	14	66.7	24	35.8

	<u>DISTRICT</u>											
<u>JUDICIAL DISTRICT</u>												
1st	4	.6	NA		NA		4	.2	0	.0	0	.0
2nd	7	1.1	NA		NA		14	.6	0	.0	7	10.1
3rd	31	4.9	NA		NA		42	1.8	0	.0	11	15.9
4th	293	46.4	NA		NA		324	13.9	10	58.8	21	30.4
5th	72	11.4	NA		NA		79	3.4	5	29.4	2	2.9
6th	43	6.8	NA		NA		48	2.1	2	11.8	3	4.3
7th	71	11.3	NA		NA		75	3.2	0	.0	4	5.8
Local	31	4.9	913	96.5	661	99.7	1,615	69.3	0	.0	10	14.5
Compact	79	12.5					96	4.1	0	.0	11	15.9

	<u>YEAR RECEIVED</u>											
1978	210	32.3	480	50.7	284	42.7	1,015	43.1	21	100.0	19	27.1
1977	289	44.4	397	41.9	310	46.6	1,039	44.1	0	.0	42	60.0
1976	103	15.8	62	6.5	56	8.4	226	9.6	0	.0	4	5.7
Before 1976	49	7.5	8	.8	15	2.4	77	3.1	0	.0	5	7.2

	<u>TYPE OF SUPERVISION</u>											
Misdemeanant Prob.	258	39.7	943	99.7	662	99.5	1,863	79.2	0	.0	0	.0
Felony Probation	891	60.2	2	.2	2	.3	395	16.8	0	.0	0	.0
Parole	0	.0	0	.0	0	.0	70	3.0	0	.0	70	100.0
90-Day	0	.0	0	.0	0	.0	21	.9	21	100.0	0	.0
Prison												

DISTRICT SUPERVISING

Central  
North  
South  
Parole Unit



	<u>DISTRICT COURT</u>		<u>LOWER COURT</u>		<u>D. U. I.</u>		<u>TOTAL</u>		<u>90-DAY</u>		<u>PAROLE</u>	
<u>LIVING WITH PARENTS</u>												
<u>AT AGE 14</u>												
Both	384	68.6	661	75.2	485	79.1	1,589	74.4	13	61.9	43	71.7
Mother Only	103	18.4	140	15.9	86	14.0	344	16.1	4	19.0	11	18.3
Father Only	26	4.6	27	3.1	20	3.3	76	3.6	2	9.5	1	1.7
Neither	47	8.4	51	5.8	22	3.6	127	5.9	2	9.5	5	8.3
<u>PREVIOUS PROBATION</u>												
Yes	188	32.7	313	35.5	231	37.3	791	36.6	8	38.1	51	83.6
<u>PREVIOUS PAROLE</u>												
Yes	22	3.8	22	2.5	18	2.9	101	4.7	1	4.8	38	62.3
<u>RAP SHEET ENTRIES</u>												
1	252	44.4	405	47.2	290	47.5			11	52.4	0	.0
2	113	19.9	185	21.6	134	21.9			4	19.0	3	5.2
3	65	11.5	86	10.0	66	10.8			1	4.8	2	3.4
4	41	7.2	55	6.4	31	5.1			1	4.8	2	3.4
5	29	5.1	38	4.4	21	3.4			0	.0	6	10.3
6	11	1.9	23	2.7	21	3.4			0	.0	5	8.6
7	8	1.4	14	1.6	15	2.5			0	.0	0	.0
8	9	1.6	8	.9	2	.3			2	9.5	8	13.8
9	3	.5	6	.7	2	.3			1	4.8	5	8.6
10	11	1.9	6	.7	2	.3			1	4.8	6	10.3
11	11	4.7	3	.3	2	.3			0	.0	3	5.2
12	3	.5	5	.6	4	.7			0	.0	0	.0
13	1	.2	4	.5	4	.7			0	.0	2	3.4
14	2	.4	0	.0	2	.3			0	.0	1	1.7
15	2	.4	6	.7	2	.3			0	.0	1	1.7
16	1	.2	1	.1	1	.2			0	.0	0	.0
17	3	.5	1	.1	3	.5			0	.0	3	5.2
18	1	.2	3	.3	0	.0			0	.0	1	1.7
19	0	.0	2	.2	1	.2			0	.0	2	3.4
20	1	.2	1	.1	2	.3			0	.0	2	3.4

DISTRICT COURTLOWER COURTD. U. I.TOTAL90-DAYPAROLERAP SHEET ENTRIES  
CONTINUED

21-30	5	.9	3	.3	3	.5	0	.0	1	1.7
31-40	1	.2	0	.0	1	.2	0	.0	5	8.6
41+	1	.2	3	.3	2	.3	0	.0	0	.0

ADULT PROBATION AND PAROLE

PAROLE UNIT

JULY, 1978



DIVISION OF CORRECTIONS STATISTICS

Total Under Supervision  
District Court  
Lower Court  
D.U.I.  
Parole

CASESPAROLE%

604	100.0
14	2.3
2	.3
8	1.3
580	96.0

AGE ATTAINED  
DURING 1978

Under 21  
22-30  
31-40  
41-50  
Over 50

7	1.2
292	48.3
208	34.4
46	7.6
51	8.4

UTAH RESIDENT

Yes

525	87.9
-----	------

SEX

Male  
Female

569	94.8
31	5.2

RACE

White  
Chicano  
Indian  
Black  
Other

431	71.7
87	14.5
4	.7
78	13.0
1	.2

MARITAL STATUS

Married  
Single  
Divorced  
Widowed

176	29.3
198	33.0
211	35.2
15	2.5

NUMBER OF CHILDREN

0	249	43.8
1-2	224	39.4
3-4	66	11.6
5-6	20	3.5
7 "	4	.7
9 or more	5	.9

DRUG/ALCOHOL  
HISTORY

Drugs Only	192	33.3
Alcohol Only	112	19.4
Both	133	23.1
Neither	139	24.1

EDUCATIONYears

0-5	8	1.3
6-8	60	10.4
9-11	170	19.6
12	283	49.4
Over 12	52	9.0

TATTOOED

Yes	331	59.9
-----	-----	------

RELIGION

L.D.S.	178	31.1
Catholic	130	22.7
Protestant	119	20.8
Other	27	4.7
None	118	20.6

OCCUPATION

Laborer	240	42.0
Service	66	11.5
Operative	46	8.0
Craftsman	147	25.7
Sales	10	1.7
Clerical	5	.9
Manager	2	.3
Farm	3	.5
Student	8	1.4
Professional	12	2.1
General	0	.0
None	33	5.8

AGE AT FIRST  
ARREST

Under 16	278	49.9
16-18	132	23.7
19-21	87	15.6
22-25	30	5.4
Over 25	30	5.4

PREVIOUS PRISON  
COMMITMENTS

Yes	506	100.0
-----	-----	-------

PREVIOUS MENTAL  
INSTITUTION

Yes	79	16.3
-----	----	------

PREVIOUS JUVENILE  
INSTITUTION

Yes	234	46.9
-----	-----	------

OFFENSEPersons

Assault	4	.7
Aggravated Assault	17	2.8
Assault & Battery	0	.0
Battery	0	.0
Contrib. Delinquency	0	.0
Custodial Interfer.	0	.0
Harrassment	0	.0
Auto Homocide	3	.5
Criminal Homocide	1	.2
Neg. Homocide	0	.0
Kidnapping	2	.3
Manslaughter	6	1.0
Murder 1	3	.5
Murder 2	11	1.8
Terroristic Threat	0	.0
Persons-Other	10	1.7
TOTAL PERSONS	57	9.5

Sex

Aggr. Sexual Assault	2	.3
Forcible Sex. Abuse	4	.7
Indecent Exposure	0	.0
Lewdness	0	.0
Molesting	0	.0
Obscene Conduct	0	.0
Rape	9	1.5
Sodomy	2	.3
Aggravated Sodomy	1	.2
Soliciting Sex Acts	0	.0
Unlawful Sex. Inter.	1	.2
Sex-Other	3	.5
TOTAL SEX	22	3.7



Property

Arson	2	.3
Aggravated Arson	0	.0
Break: Enter	1	.2
Burglary	141	23.2
Aggravated Burg.	2	.3
Depriving Owner	1	.2
Destroying Property	0	.0
Larceny	57	9.4
Fraud	2	.3
Fraud, Pub. Asst.	0	.0
Fraud. Obt. Welfare	0	.0
Fraud. Obt. Unemploy.	0	.0
Fraud. Use Credit Card	1	.2
Bad Checks	7	1.2
Larceny	2	.3
Grand Larceny	18	6.3
Petit Larceny	3	.5
False Pretenses	2	.3
Possess. Stolen Goods	3	.5
Receiving Stolen Gds.	2	.3
Robbery	81	13.4
Aggravated Robbery	10	1.7
Theft	68	11.3
Grand Theft	0	.0
Petit Theft	0	.0
Trespassing	0	.0
Criminal Trespassing	1	.2
Embezzlement	0	.0
Unlawful Entry	0	.0
Property-Other	7	1.2
TOTAL PROPERTY	431	71.3

Drugs/Alcohol

Furnishing Alcohol	0	.0
Possession Alcohol	0	.0
Sale Alcohol	0	.0

Drugs/Alcohol Cont.

Public Intoxication	0	.0
Sell to Minor	0	.0
Distrib. for value	28	4.5
Distrib. no Value	3	.5
Possession Drugs	3	.5
Sniffing	1	.2
./Alcohol-Other	15	2.5
DRUGS/ALCOHOL	50	8.3

Driving

D. U. I.	8	1.3
D. U. I. w/injury	0	.0
Driving w/o license	1	.2
Failure to Aid	0	.0
Leaving Scene of Acc.	1	.2
Reckless Driving	0	.0
Traffic Violation	0	.0
Driving-Other	0	.0
TOTAL DRIVING	10	1.7

Other

Conspiracy	1	.2
Disorderly Conduct	0	.0
Disturbing Peace	0	.0
False Representation	0	.0
Illegal Firearms	6	1.0
Interfering w/police	0	.0
Resisting Arrest	0	.0
Other-Other	27	4.5
TOTAL OTHER	34	5.7

PLEA

Guilty	465	77.5
--------	-----	------

DRUG/ALCOHOL RELATED

Drug	155	29.2
Alcohol	96	18.1
Both	25	4.7
Neither	255	48.0

JUDICIAL DISTRICT

1st	9	1.6
2nd	88	15.3
3rd	280	48.7
4th	34	5.9
5th	8	1.4
6th	3	.5
7th	16	2.8
Local	98	17.0
Compact	39	6.8

YEAR RECEIVED

1978	156	25.8
1977	254	42.1
1976	127	21.0
Before 1976	67	11.0

TYPE OF SUPERVISION

Misdemeanant Prob.	19	3.1
Felony Probation	5	.8
Parole	580	9.6

DISTRICT SUPERVISING

Central		
North		
South		
Parole Unit		

LIVING WITH PARENTS  
AT AGE 14

Both	283	55.9
Mother Only	110	21.7
Father Only	25	4.9
her	88	17.4

PREVIOUS PROBATION

Yes	344	68.1
-----	-----	------

PREVIOUS PAROLE

Yes	272	53.9
-----	-----	------

RAP SHEET ENTRIES

	#	%
1	23	4.1
2	16	2.8
3	33	5.9
4	22	3.9
5	24	4.3
6	25	4.4
7	35	6.2
8	42	7.5
9	24	4.3
10	33	5.9
11	22	3.9
12	12	2.1
13	25	4.4
14	17	3.0
15	26	4.6
16	13	2.3
17	10	1.8
18	13	2.3
19	6	1.1
20	11	2.0

RAP SHEET ENTRIES  
CONTINUED

	#	%
21	8	1.4
22	11	2.0
	10	1.8
	3	.5
25	11	2.0
26	5	.9
27	3	.5
28	6	1.1
29	7	1.2
30	10	1.8
31-35	21	3.7
36-40	10	1.8
41-45	9	1.6
46-50	6	1.1
51-60	4	.7
61+	6	1.1

**STATE OF UTAH**  
**DEPARTMENT OF SOCIAL SERVICES**  
**DIVISION OF CORRECTIONS**  
**150 West North Temple**  
**Salt Lake City, Utah 84103**



**END**