

NCJRS

OCT 6 1978

Michigan Dept.
of Corrections
Program Bureau
August 15, 1978

ACQUISITIONS

INFORMATION ON MICHIGAN DEPARTMENT OF CORRECTIONS RISK SCREENING

Attached are several items of information for persons interested in the parole risk study developed by the Michigan Department of Corrections and in the application of that study. The first two pages are the actual risk screening sheets and definitions now in use by the department. This is followed by the notice form given to persons receiving high and very high risk designations. These forms have been filled out as they would be in practice to illustrate their use.

The first policy directive in this packet (PD-DWA-30.06) is the general policy concerning the application of risk screening. A reading of this directive is probably the best way to become acquainted with the application of risk screening in practice. Risk factors are used as one tool among others to determine parole eligibility and custody level (including community programming). They are not used for other classification decisions. Following the overall directive are sections of other directives in which risk screening comes into play.

The final item is a description of the research study which generated the risk screening sheets. Much of this material is technical and will be of interest only to researchers; for those not interested in this detail we might say that the study was based on more than 2,000 persons paroled in 1971, and took approximately three years to complete. We feel that the following features are crucial to the results obtained:

- Large sample size.
- Careful coding from original source documents.
- Use of an analytical technique which allowed for distinctly different subgroups.
- Coding of actual offense behavior rather than legal dispositions.

Preliminary risk factors from the study were first employed in June of 1976, and the screening sheets and factors shown in this packet have been in use since January 1, 1978. The risk study was directed by Dr. Douglas McKenzie, now with the University of Maryland; any further questions on the study or its use may be addressed to the Program Bureau, Michigan Department of Corrections, Box 30003, Lansing, Michigan 48909.

51307

1911

1912

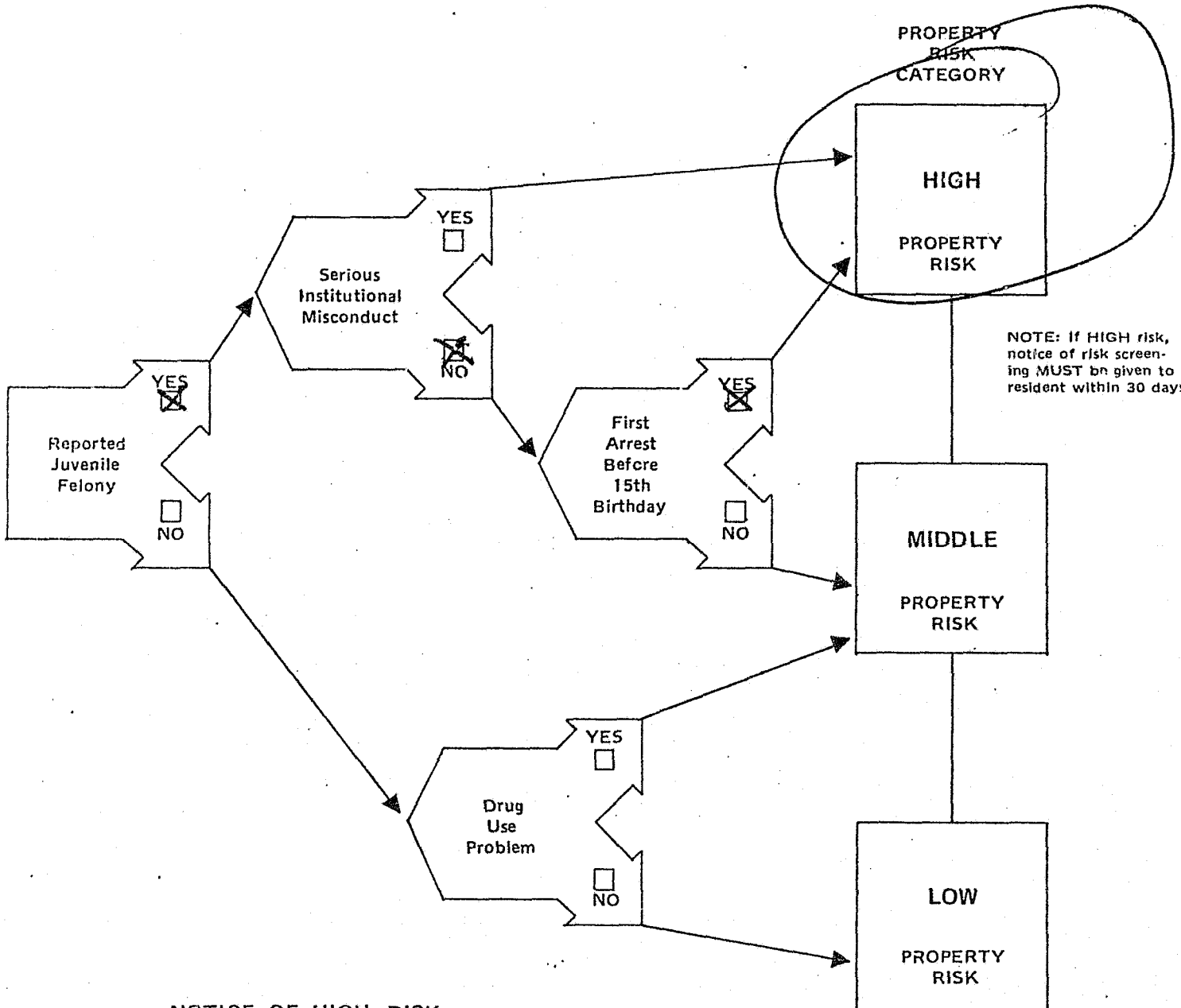
1913

PROPERTY RISK SCREENING SHEET

CSO-352 12/77

RESIDENT'S NAME John Doe		NUMBER 345432
SCREENED BY Sam Staff	LOCATION Ionia Reformatory	DATE 8/14/78

INSTRUCTIONS: Starting at left, check "yes" or "no" at each item. This directs you to next item. When a risk category is reached at right, circle that category. If information is missing or conflicting, circle insufficient information box and refer to classification director. See definitions on reverse side.



NOTICE OF HIGH RISK:

Not Applicable

Sent 8-14-78 Sam Staff
 Date Signature

INSUFFICIENT INFORMATION

DEFINITIONS OF PROPERTY RISK CLASSIFICATION FACTORS

1. Reported juvenile felony. This variable is to be coded "yes" if the record indicates that the individual, before his 17th birthday, has a reported arrest or petition filed for behavior which would constitute a felony for an adult.²

2. Serious misconduct or security segregation. This variable will be coded "yes" if, during any sentence for which he is still serving, the resident has been a) found guilty of major misconduct which is nonbondable under current department-wide policy by the disciplinary hearing committee; that is, found guilty of homicide, assault, intimidating or threatening behavior, sexual assault, fighting,¹ inciting to riot or strike, rioting or striking, or possession of dangerous contraband, or escape, and attempt to escape; OR b) was placed in administrative segregation by the security classification committee. Involuntary segregation for the resident's own protection is not to be counted in this category; neither is segregation within R&CG only.

3. First arrest before 15 years. This variable is to be coded "yes" if the presentence report or police arrest record indicates that the individual was arrested for or had a petition filed for any criminal behavior prior to his 15th birthday.

4. Drug use problem. This variable shall be coded "yes" if and only if the individual, at or about the time of any offense on which he is now serving, was: a) addicted to any nonprescribed controlled substance other than marijuana or alcohol, or b) in chronic or sustained use of any nonprescribed controlled substance other than marijuana or alcohol. Occasional use is not to count, nor is addiction or sustained use which apparently terminated at least six months before the instant offense. It is recognized that this variable will be difficult to code, and information will often be lacking. The coder's best judgment, based on material present in the written record, must be the basis.

¹If the hearing report clearly indicates that the individual was only reacting to attack and had no part in provoking the incident it should not be counted here.

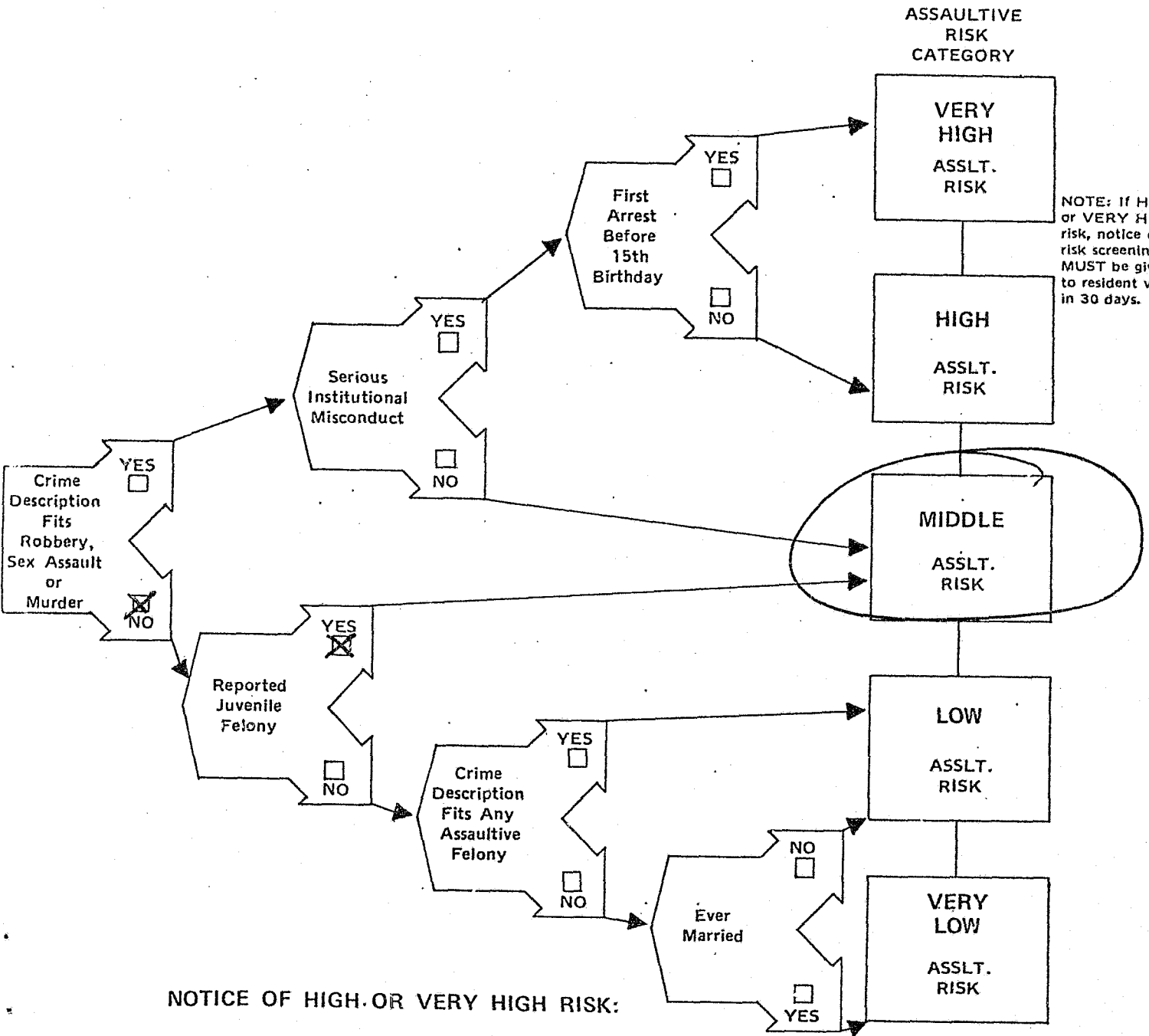
²Incarceration or probation for criminal behavior will be taken as evidence of petition or arrest. Status offenses are not to be counted.

MICHIGAN DEPARTMENT OF CORRECTIONS
ASSAULTIVE RISK SCREENING SHEET

CSO-353 12/77

RESIDENT'S NAME: **JOHN Doe** NUMBER: **345432**
 SCREENED BY: **SAM Staff** LOCATION: **IONIA Reformatory** DATE: **8/14/78**

INSTRUCTIONS: Starting at left, check "yes" or "no" at each item. This directs you to next item. When a risk category is reached at right, circle that category. If information is missing or conflicting, circle insufficient information box and refer to classification director. See definitions on reverse side.



NOTE: If HIGH or VERY HIGH risk, notice of risk screening MUST be given to resident within 30 days.

NOTICE OF HIGH OR VERY HIGH RISK:

Not Applicable
 Sent _____ Date _____ Signature _____

INSUFFICIENT INFORMATION

DEFINITIONS OF ASSAULTIVE RISK CLASSIFICATION FACTORS

1. Serving on robbery, sexual assault, or homicide. This factor will be coded "yes" if the individual is now serving on and/or has not been discharged from sentence for a felony, the description of which indicates that; by any participant in the crime, there was either: a) the taking or attempt to take property or money by force or threat of force during personal confrontation, b) sexual assault or attempted sexual assault by force or threat of force, or c) death of a victim.

This determination is based on the best judgment of the person doing the coding after review of the investigator's description of the offense, and all other relevant information concerning the offense available. Because the offense of conviction is a result of plea bargaining and other factors not related to behavior during the incident, the coding in the study and, therefore, in its application is based on actual behavior so far as this can be determined from documentation normally available.

2. Serious misconduct or security segregation. This variable will be coded "yes" if, during any sentence for which he is still serving, the resident has been a) found guilty of major misconduct which is nonbondable under current department-wide policy by the disciplinary hearing committee; that is, found guilty of homicide, assault, intimidating or threatening behavior, sexual assault, fighting¹ inciting to riot or strike, rioting or striking, or possession of dangerous contraband, or escape, and attempt to escape; OR b) was placed in administrative segregation by the security classification committee. Involuntary segregation for the resident's own protection is not to be counted in this category; neither is segregation within R&GC only.

3. First arrest before 15 years. This variable is to be coded "yes" if the presentence report or policy arrest record indicates that the individual was arrested for or had a petition filed for any criminal behavior prior to his 15th birthday.

4. Reported juvenile felony. This variable is to be coded "yes" if the record indicates that the individual, before his 17th birthday, has a reported arrest or petition filed for behavior which would constitute a felony for an adult.²

5. Serving on assaultive felony. The individual shall be coded "yes" on this variable if the description of his behavior during the course of any felony on which he is now serving indicated that it involved harm or threat of harm to any person. This is defined as behavior constituted by any of the felonies listed below.

6. Ever married. This variable is to be coded "yes" if the individual, at the time of the commission of the instant offense, was or had ever been legally married. A commonlaw relationship of at least seven years duration shall be counted as equivalent to legal marriage if it can be documented to the satisfaction of the coder.

¹If the hearing report clearly indicates that the individual was only reacting to attack and had no part in provoking the incident it should not be counted here.

²Incarceration or probation for criminal behavior will be taken as evidence of petition or arrest. Status offenses are not to be counted.

OFFENSES TO BE REGARDED AS ASSAULTIVE FOR PURPOSES OF RISK CLASSIFICATION

M.C.L. 750.316	Murder, First	M.C.L. 752.861	Careless Use of Firearms to Kill
750.317	Murder, Second Degree	750.479	Resisting, Obstructing Officer
750.91	Attempt to Murder	752.542	Incite, Take Part in Riot
750.321	Manslaughter	750.197C	Jail Break - Armed
750.324	Negligent Homicide	752.191	Felonious Driving
750.83	Asslt W/Intent to Commit Murder	750.85	Asslt W/Int to Rape
750.349	Kidnapping	750.158	Sodomy
750.82	Felonious Assault	750.333	Incest
750.84	Asslt W/Int Gr Bod Harm Less Murder	750.336	Indecent Liberties
750.89	Asslt W/Int to Rob & Steal Armed	750.338/338A/338B	Gross Indecency
750.87	Asslt W/Int to Commit Felony	750.339/340	Debauchery
750.479A	Driver Assault Police	750.341/342	Carnal Knowledge
750.88	Asslt W/Int to Rob & Steal Unarmed	750.520	Rape (Incl. Statutory)
750.136	Cruelty to Children	750.520b	Criminal Sexual Conduct, First Degree
750.529	Robbery Armed	750.520c	Criminal Sexual Conduct, Second Degree
750.530	Robbery Unarmed	750.520d	Criminal Sexual Conduct, Third Degree
750.205	Place Explosive By Prop W/Int Disch	750.520g	Asslt W/Int to Com Crim Sex Conduct
750.209	Place Off. Subst. W/Int to Injure	767.61A	Offense by Sexually Delinquent
750.210	Possession of Bomb	750.71-80	Arson*
750.211A	Explosive Devices, Use or Possess		

*Except where the arson can clearly be established to have taken place only for purposes of profit and without risk to life or safety.

MICHIGAN DEPARTMENT OF CORRECTIONS
NOTICE OF RISK CLASSIFICATION OR SPECIAL DESIGNATION

CSO-350 12/77

RESIDENT'S NAME

JOHN DOE

NUMBER

345432

On _____ Date _____ you were classified as:

- Very High Violence Risk
- Professional Criminal
- High Violence Risk
- Involved in Organized Crime
- High Property Risk
- Drug Trafficker

This designation/classification is based upon the following factors in your background: _____

- 1) You were charged with ARMED robbery AT 16 years of age (March 1975)
 - 2) You were arrested for BREAKING AND ENTERING AT age 14 (June, 1972)
- (See Attached screening sheet)

As a result of this classification, you may not be eligible for participation in community programs (halfway house, furlough, resident home, or Work-Pass).

The Parole Board will also be informed of this classification, and although the Board looks at many other factors as well as risk in making each decision, it may deny or delay parole.

If you believe these statements about your background are inaccurate, you should see your counselor or supervisor. If you are still dissatisfied after that, you may request an administrative hearing to contest the factors for the classification applied to you by completing the lower portion of this form. If you are dissatisfied with the results of that hearing, you may file a grievance directly to Step 4.

Ram Stoff
Signature

8-14-78
Date

I wish to contest the basis for the classification/designation that I have been given. The statement(s) above that:

is not accurate. For that reason, I request an administrative hearing so that I can present information concerning this matter.

Resident's Signature & Number

Date

Counselor/Supervisor Signature

Date





MICHIGAN DEPT. OF CORRECTIONS

EFFECTIVE DATE
June 19, 1978

NUMBER
PD-DWA-30.06
SUPERSEDES: NO.
DOM 1976-15 & 18
DATED
1976

POLICY DIRECTIVE

SUBJECT

STATISTICAL RISK SCREENING

PAGE 1 OF 3

OBJECTIVE: To provide for use of statistical risk categories as an instrument for security classification and to improve the Department's ability to provide cost effective public protection.

APPLICATION: All male residents of BCF institutions and community residential facilities, and all male parolees.

POLICY: Screening: All incoming residents are to be screened as to assaultive and property risk at the Reception and Diagnostic Center (Forms CSO-352 and 353). Persons doing screening should use their best judgment as to proper classification of each risk variable using the definitions provided on the screening sheets; however, when it appears that information in the record is conflicting or totally ambiguous, the probation department of the sentencing court should be contacted for clarification. Pending their response the case should be coded "insufficient information." If the conflict or ambiguity cannot be resolved, that variable will be coded so as to give the resident the benefit of the doubt.

Notification, Appeal, and Hearings: Each person screened shall receive copies of the completed screening sheets and of the definitions used within 30 days of screening. Anyone classified as high or very high risk on either screening sheet shall also receive two copies of notification form CSO-350, informing him that if he feels he has been coded incorrectly, he may bring this to the attention of his counselor or supervisor for resolution. If not satisfied with the result of this discussion, he may request an administrative hearing on the matter, which must be held within 90 days. Hearing decisions may be appealed directly to the fourth step of the grievance procedure.

If the hearing officer needs further information or clarification of any of the issues in question, he should not render an immediate decision, but should first seek such clarification. The hearing shall not be conducted by any person who performed the screening of the case in question.

Once a hearing makes a determination concerning a particular risk variable, the resident may not be given less favorable finding on that variable unless new information appears which was not available to the hearing officer. A copy of the hearing report should go to counselor, institutional and Central Office files.

DOCUMENT TYPE	EFFECTIVE DATE	NUMBER	PAGE <u>2</u> OF <u>3</u>
POLICY DIRECTIVE	June 19, 1978	PD-DWA-30.06	
		BUREAU/INST. NUMBER	SUPERSEDES NO.
			DOM 1976-15 & 18

Persons protesting risk designations other than high or very high should use the normal Department grievance procedure if discussion with a counselor or supervisor does not resolve the matter.

Change of Risk Categories: Individuals already screened on CSO-352 and CSO-353 shall be rescreened and may receive different risk classifications under the following circumstances:

1. Upon discovery of an error in the original screening.
2. As a result of receiving a new felony sentence, or of being discharged from a current sentence, since "crime description" is a risk factor applying only to sentence still being served. (It applies, however, to all sentences still being served.)
3. As a result of relevant new information which becomes available and affects risk factors.
4. As a result of either:
 - a. Finding of guilt for non-bondable major misconduct (Director's Office Memorandum 1977-2; also listed in risk definitions).
 - b. Security classification to administrative segregation.
5. Upon return from community status to a correctional facility for misconduct or criminal behavior.

Each institution must establish procedures to ensure that a finding of major misconduct or assignment to segregation shall result in review of the resident's risk screening. If this review increases the risk category of a resident already being processed for parole or community placement then the Parole Board or Community Programs must be notified immediately.

Because of the significance of non-bondable major misconduct to risk categories, failure to report such misconduct shall be deemed an employee disciplinary violation. Care must also be taken to ensure that no employee or disciplinary committee incorrectly classifies any behavior as non-bondable major misconduct and thus unfairly penalizes a resident in his risk classification.

Use of Risk Categories in Case Decisions and Classification: Risk categories are to be regarded as tools which supply valuable information for decision making. It is not intended nor contemplated that decisions such as eligibility for parole, inter-institutional transfer, and changes of security level should be based exclusively on statistical risk category to the exclusion of other relevant factors. Rather, risk factors are to be considered along with other indicators in making such decisions.

DOCUMENT TYPE POLICY DIRECTIVE	EFFECTIVE DATE June 19, 1978	NUMBER PD-DWA-30.06	PAGE <u>3</u> OF <u>3</u>
		BUREAU/INST. NUMBER	SUPERSEDES NO. DOM 1976-15 & 18


The following policy directives should be consulted for guidance in applying risk factors to specific areas:

1. Parole decision process - see PD-DWA-45.10.
2. Security levels - see PD-BCF-34.01.
3. Work-Pass placement - see PD-DWA-41.01.
4. Community residential placement - see PD-DWA-43.01.
5. Temporary release from correctional facilities - see PD-DWA-44.01.

Future Changes in Risk Criteria: The Department will continue to validate risk factors. As validated research data can be secured which indicates that risk factors can be further improved, as for example by including positive institutional performance, appropriate changes will be made. This will be among the general research priorities of the Department for the foreseeable future.

AUTHORITY: MCL 791.203, 791.206, 791.231, 791.232, 791.233, 791.235, 791.264; Corrections Commission: April 10, 1975, June 16, 1976, February 16, 1977.

APPROVED:



Perry M. Johnson, Director

6-19-78

Date

PMJ:evb
6/16/78





MICHIGAN DEPT. OF CORRECTIONS

EFFECTIVE DATE
2/1/78

NUMBER
PD-BCF-34.01

POLICY DIRECTIVE

Bureau of Correctional
Facilities

SUPERSEDES: NO.
PD-BCF-34.01

DATED
8/1/77

SUBJECT

PRISONER PLACEMENT AND INTER-INSTITUTIONAL TRANSFER

PAGE 1 OF 8

- OBJECTIVE:
1. To ensure prisoners are placed in the least restrictive degree of security necessary consistent with public protection and availability of bed space.
 2. To ensure efficient institutional population management.
 3. To ensure available programs are equitably distributed to individuals demonstrating greatest need.
 4. To ensure and appropriate reclassification of security risks and the unmanageable.
 5. To ensure expeditious transfer of individuals in need of medical and/or psychiatric treatment.

APPLICATION: All male residents of BCF facilities.

POLICY: Prisoners who meet criteria stipulated in this policy may routinely be transferred without individual Central Office approval. Facilities initiating transfer are responsible to ensure appropriate due process and prior medical and/or psychiatric clearance. Emergency medical, psychiatric or security transfers shall be initiated with a "pink transfer order." Should the transfer be only temporary, the prisoner may be returned to the sending facility utilizing the original pink transfer order. If placement is permanent, the sending facility shall complete a "yellow transfer order." All transfer orders shall include a violence risk statement depicted in capital letters.

When reason calls for transfer of prisoners not meeting established placement criteria, specific approval of the regional administrator or Deputy Director, Correctional Facilities, shall be required.

It shall be the policy of the Department of Corrections to place individual offenders in the least restrictive security available consistent with public protection and facility capacity. It shall be the responsibility of institutions to regularly screen their population to ensure individuals are moved to a less restrictive security status immediately upon eligibility.

The receiving institution is required to notify the regional administrator or Deputy Director, Bureau of Correctional Facilities of transfers received in violation of this directive.

DOCUMENT TYPE POLICY DIRECTIVE	EFFECTIVE DATE 2/1/78	NUMBER PD-BCF-34.01	PAGE <u>2</u> OF <u>8</u>
		BUREAU/INST. NUMBER	SUPERSEDES NO. PD-BCF-34.01

The following basic criteria are established as guidelines for placement in specified levels of custody:

I. Minimum Custody:

A. Risk Classification limits:

1. Very high violence risk and has established parole date or 180 days or less remaining to the SGT maximum.

Those who are potentially very high risk, (i.e., crime fits Robbery, Sex Assault or Murder and experienced first criminal arrest prior to age 15), may not be placed in minimum custody until one year after arrival at R&GC.

2. High violence risk and has twenty-four (24) months or less remaining to the SGT minimum.
3. Medium violence or high property risk and has thirty (30) months or less remaining to the SGT minimum.
4. Low or very low violence risk who will also qualify for community residential programming at twelve (12) months as specified in the screening criteria of PD-DWA-43.01 and has thirty-six (36) months or less remaining to the SGT minimum.
5. Low or very low violence risk and medium or low property risk who will also qualify for community residential programming at twenty-four (24) months as specified in the screening criteria of Director's Office Memorandum 1976-18 and has forty-eight (48) months or less remaining to the SGT minimum.
6. Very low violence risk and medium or low property risk and has thirty-six (36) months or less remaining to the SGT minimum.
7. Very low violence risk and who will qualify for community residential programming as specified in the screening criteria of Director's Office Memorandum 1976-15 and has forty-eight (48) months or less remaining to the special good time minimum.

- B. Residents who meet all of the following conditions shall be placed in minimum custody according to the guidelines for placement noted under "A" above.



MICHIGAN DEPT. OF CORRECTIONS

EFFECTIVE DATE
April 1, 1978

NUMBER
PD-DWA-44.01

Field Services
Bureau of Programs
Correctional Facilities

SUPERSEDES: NO
PD-DWA-44.01

DATED
12/1/74

POLICY DIRECTIVE

SUBJECT

TEMPORARY RELEASE FROM CORRECTIONAL FACILITIES

PAGE 1 OF 5

OBJECTIVE: To provide carefully screened prisoners an opportunity to engage in programs of work or training; seek employment; meet personal responsibilities during times of family crisis; assist with social reintegration preparatory to release; obtain health care not otherwise available; and to test their readiness for parole.

APPLICATION: Residents of correctional facilities who meet the specific criteria for the respective type of temporary release as outlined herein.

POLICY: Decisions to grant temporary release, for the reasons and under the conditions specified in this directive, must be based upon the reasonable belief that the resident will honor this trust, that release would not undermine public confidence in the program, and that the resident meets the criteria enumerated below. Unless otherwise noted, the authority to grant temporary releases under this policy lies with the institution head.

All cost incurred through temporary releases shall be borne by the prisoner or his family except for health care provided at the request of the Department of Corrections. Each prisoner returning from temporary release will be referred to health services at the institution.

All temporary releases must be in-state.

Compassionate Pass:

This is a temporary release without custodial supervision for the purpose of visiting a seriously ill member of the prisoner's immediate family or to attend their funeral. Compassionate passes shall not be for more than eight hours plus reasonable and necessary travel time as established by the institution head. Escort by an immediate family member or public official is required. Verification of the illness or death by the institution or a field staff employee is required.

Applicants for compassionate passes must qualify for minimum security and they must agree to adhere to the conditions on the furlough permit.

Health Care Furloughs:

Prisoners who qualify for minimum custody, or who are so incapacitated by their infirmities as to be deemed harmless to society, may be placed on furlough status, for not more than 30 days, to a suitable health care facility for proper treatment. Medical furloughs may be initiated by the institution physician, however, the approval of the institution head or his designate is also required. Proper safeguards to provide necessary security during recovery is required for those prisoners who do not qualify for minimum custody.

DOCUMENT TYPE	EFFECTIVE DATE	NUMBER	PAGE <u>2</u> OF <u>5</u>
POLICY DIRECTIVE	April 1, 1978	PD-DWA-44.01	
		BUREAU/INST. NUMBER	SUPERSEDES NO.
			PD-DWA-44.01 12/1/74

Work/Study Pass:

(Please refer to Policy Directive DWA-41.01 for details.)

Family Escort Furloughs:

These are temporary releases for the purpose of assisting prisoners with social reintegration, employment or other programs for parole, or community residence placement. Qualified furlougees who obtain approved employment will be given priority for transfer to corrections center or resident home facilities. Furlough conditions are as follows:


1. Destination and escort must be approved by both the institution and the investigating field agent. The field agent at the furlough destination will be given seven days advance notice of pending furloughs.
2. Furloughs will be for not more than 48 hours unless the approved destination exceeds 250 miles, in which case they may be for 72 hours, but no more frequent than one furlough per month. Furloughs granted from institutions north of highway M-46 may be for 72 hours.
3. The furlough applicant must agree to adhere to the conditions of the furlough permit.

Family Escort Furlough Eligibility

1. The applicant must be classified as minimum security and housed in minimum or medium security institutions or corrections centers.
2. The applicant must have demonstrated a good institutional adjustment, including a clear conduct record for at least 90 days exclusive of R&GC.
3. The applicant must have strong family ties and temporary release shall be to the custody of an immediate family member.
4. There must be no medical or psychiatric restriction that would contraindicate furloughs. If there is question in this regard, medical or psychiatric clearance must be obtained prior to the furlough.
5. The prisoner's background must be free from patterns of assault and he/she may not be serving for a sex crime. "Pattern of assault" shall be defined as having committed two or more violent acts within the past three years which, if prosecuted, could have resulted in felony convictions.

DOCUMENT TYPE	EFFECTIVE DATE	NUMBER	PAGE <u>3</u> OF <u>5</u>
POLICY DIRECTIVE	April 1, 1978	PD-DWA-44.01	
		BUREAU/INST. NUMBER	SUPERSEDES NO.
			PD-DWA-44.01 12/1/74

6. Persons involved in organized crime, professional criminal activities, and drug trafficking are not eligible for family escort furloughs, Upper Peninsula visiting passes, parole placement passes, or extended furloughs. (The Department's formal definitions for these terms shall be followed.)
7. Prisoners serving for offenses designated as assaultive according to the listing attached to this policy must be within 180 days of their earliest release date before being granted furlough.
8. Male prisoners who are not serving for designated assaultive offenses must be within one year of their earliest release date unless they qualify as low or very low risk offenders.
9. A male applicant who is classified with low violence risk and who is not serving for a designated assaultive offense must be within two years of earliest release date before a furlough can be granted.
10. A male applicant who is classified with very low risk potential for violence and low or average potential for property crime must be within three years of earliest release date before a furlough can be granted.
11. Female applicants who qualify under 1 through 6 above and who do not qualify under number 7 (180 day rule) must be within three years of earliest release date before a furlough can be granted.




Upper Peninsula Visiting Passes:

Prisoners of the Marquette Trusty Division and Upper Peninsula camps who qualify for family furloughs may also be granted a special visiting pass in the custody of immediate family members for up to eight hours to an approved destination within 30 miles of the facility. These furloughs must take place on the weekends or holidays, and shall be limited to two per month. They may be granted on two consecutive days. These special visiting passes may be taken in addition to a regular family escort furlough, but cannot be used to extend that furlough privilege.

Parole Placement Passes:

Prisoners with no close family ties who have been granted parole (other than in custody) but who lack satisfactory placement may obtain up to a 12-hour pass for the purpose of seeking employment, programs of training, or placement. Potential employers, friends, or other appropriate persons may serve as escorts. If the institution is in the proximity of public transportation, no escort is required. Parole placement passes must be approved by the institution head or his/her designate.





MICHIGAN DEPT. OF CORRECTIONS

EFFECTIVE DATE
January 10, 1978

NUMBER
PD-DWA-4101

POLICY DIRECTIVE

SUPERSEDES: NO.
PD-DWA-41.01

DATED
4-20-74

SUBJECT

WORK-PASS PROGRAM

PAGE 1 OF 6

OBJECTIVE: To provide carefully selected prisoners an opportunity to engage in programs of work outside the confines of established correctional facilities. Such programs are designed to provide opportunities for improving employability, to test readiness for community placement or parole, and to develop economic self-sufficiency, which reduces institutional dependency and its resultant burden upon the public.

APPLICATION: Residents who are housed in minimum or medium custody and whose backgrounds are free of patterns of assaultiveness, sex offenses, involvement in organized crime activities, extensive trafficking in controlled substances, recent acute mental disturbance, serious institutional misconduct, or other behavior which would make them an unwarranted risk to the public under this program.

(a) Offenders who are serving for a crime of violence, or an assaultive crime as specified in the attached list, must be within 180 days of their special good time or incentive good time minimum dates.

(b) Offenders who are serving for crimes not specified in the attached list, must be within 24 months of their special good time or incentive good time minimum dates,

OR


(c) Residents of the Camp Program, the Cassidy Lake Technical School, and the Dormitory at the Michigan Reformatory, who are not serving for crimes specified in the attached list, shall be eligible to apply after a total of 90 days of satisfactory institutional adjustment, provided that they meet all other eligibility requirements.

POLICY: Organization: The Work-Pass Program is administered by the Bureau of Correctional Facilities, in cooperation with the Bureau of Field Services and the institutions. The Director of Treatment is designated as the Department representative for all matters concerning the program and shall have the responsibility for final approval of all applicants. The Central Office Work-Pass Program Manager will maintain ongoing liaison with institutions and appropriate field staff.

Eligibility: Applicants will be screened carefully to avoid unwarranted danger to the public or unfavorable publicity for the program. The following criteria must be met.

1. Must qualify for minimum security status according to Bureau of Correctional Facilities standards, and be housed in minimum or medium security facilities.

DOCUMENT TYPE POLICY DIRECTIVE	EFFECTIVE DATE January 10, 1978	NUMBER PD-DWA-41.01	PAGE <u>2</u> OF <u>6</u>
		BUREAU/INST. NUMBER	SUPERSEDES NO. PD-DWA-41.01 4-20-74



2. Must not be classified as very high risk for violence or both high risk for violence and high risk for property crimes.
3. Must not be serving for a sexual offense.
4. Background must be free from predatory, compulsive or assaultive sexual offenses, and recent acute mental disturbance. Medical condition must be consistent with the physical demands of the program.
5. Must have no involvement in organized crime or extensive trafficking in controlled substances. Individuals with histories of substance abuse are eligible, so long as there is no history of involvement in controlled substances traffic beyond personal use, or limited sales to support the offender's own addiction.
6. A satisfactory institutional adjustment is required and there must be a willingness to conform to the rules and regulations of the program, as published on the program application.
7. Must be willing to support legal dependents who are receiving public assistance, or for whose support a valid court order exists. No more than 50% of the resident's net earnings, after program expenses are deducted, may be used for such purposes, unless the resident requests a higher amount in writing. Remittances for existing support orders shall not exceed the amount required to keep support obligations current; any arrearages shall be made up only upon the voluntary written request of the resident.

Employment Standards:

1. Work-Pass candidates shall not be placed unless the pay scale meets minimum wage requirements; and the prevailing wages for similar skills or trades in the locality.
2. The place of employment shall meet prevailing standards of safety for the particular job in that community. Proof of Workmen's Compensation insurance is required.
3. The assistance of local unions should be sought and utilized. No Work-Passer may at any time become involved in union activities beyond membership. Neither shall he/she be employed to displace union laborers where such are available, nor engage in work at places where strikes are in progress.
4. Work-Passers will be eligible for the usual benefits to which any other employee of the particular employer is entitled. However, only one deduction for withholding tax purposes may be claimed.



MICHIGAN DEPT. OF CORRECTIONS

EFFECTIVE DATE

August 1, 1978

NUMBER

PD-DWA-43.01

SUPERSEDES: NO.

PD-DWA-43.01

DATED

6/26/78

POLICY DIRECTIVE

SUBJECT

COMMUNITY RESIDENTIAL PROGRAMS

PAGE 1 OF 6

OBJECTIVE: Corrections Centers and Resident Homes provide a structured setting within the community where support, guidance and supervision are provided for selected eligible residents and parolees. These programs provide an alternative to traditional imprisonment for residents who are not likely to be recidivists. They also offer both residents and parolees who require some structure and supervision, assistance in rehabilitation and reintegration into community, family and employment. Finally, these programs provide valuable screening for parole readiness, and assistance in the transition to parole status, for residents who are potentially recidivistic but who do not constitute an unusual risk of violence to the public.

APPLICATION: All clients of the Michigan Department of Corrections.

POLICY: Eligibility: To be eligible for consideration for placement in a community residential program, a resident must:

1. Qualify for minimum security status according to Bureau of Correctional Facilities' standards.
2. Be medically able to comply with the physical demands of the program, or able to receive medical treatment through community resources.
3. Evidence a background free from: (a) A pattern of assault, which is defined as having committed two or more violent acts within the past three years which, if prosecuted, could have resulted in a felony conviction; (b) Predatory, compulsive or assaultive sexual offenses (see MCL 769.2a); (c) Recent acute mental disturbances or other behavior indicating an unwarranted risk to the public; (d) Involvement in organized crime;* (e) Professional criminal activities;* (f) Any history of being a drug trafficker.* A resident whose involvement in narcotics trafficking is limited to personal use or sale to support the resident's own addiction may be considered for community status.
4. Be within 180 days of release on the special good time minimum** if he or she is serving a sentence for any of the assaultive offenses designated on the attached supplement.

*As defined in Director's Office Memorandum 1978-1.

**If sentenced as an habitual offender, MCL 769.10, 769.11 or 769.12, time periods should be computed using the calendar minimum rather than the special good time minimum.

DOCUMENT TYPE POLICY DIRECTIVE	EFFECTIVE DATE August 1, 1978	NUMBER PD-DWA-43.01	PAGE <u>2</u> OF <u>6</u>
		BUREAU/INST. NUMBER	SUPERSEDES NO. PD-DWA-43.01 6/28/78

5. Be within 12 months of release if serving under the statute known as "the gun law," MCL 750.227b. An individual serving under that law must also be classified as being not higher than middle assaultive risk and middle property risk, and meet all other applicable criteria herein.
6. Not have been returned from a community residential program for disciplinary reasons (noncriminal behavior) within 30 days prior to application.
7. Not have been returned for violating furlough status within 180 days prior to application.



Risk Classification: In addition to the above eligibility requirements:

1. All residents who have been classified by the Department of Corrections' risk screening procedure must be eligible for release on their special good time minimum** within the time periods set forth below if they have the applicable risk designation: (a) Within 36 months if designated as being low property risk and very low assaultive risk; (b) Within 24 months if designated as low assaultive risk and low or middle property risk; (c) Within 12 months if classified as high property risk and low or middle assaultive risk; (d) Within 180 days if classified as high property risk and high assaultive risk.
2. All residents who are not subject to the Department of Corrections' risk screening procedure are eligible for consideration for placement in a community corrections program 36 months prior to their special good time minimum.**
3. All residents who have been classified as very high assaultive risk must have an exceptional institutional record and be recommended by the institution in which they reside, as well as approved by the Assistant Deputy for Programs, Bureau of Field Services, after consultation with the Parole Board, and must be within 180 days of release on their special good time minimum.**

Others Eligible: The following individuals are also eligible for community residential programs:

1. Offenders on parole status who are subject to technical violation return, and whose participation in community residential programs has been made a special condition of parole.



MICHIGAN DEPT. OF CORRECTIONS

EFFECTIVE DATE
December 23, 1977

NUMBER
PD-DWA-45.10

POLICY DIRECTIVE

Correctional Facilities
Parole Board
Field Services

SUPERSEDES: NO.
PD-DWA-45.10

DATED
7/1/76

SUBJECT
PAROLE BOARD EXECUTIVE SESSION FOR
DANGEROUS OFFENDERS

PAGE 1 OF 1

OBJECTIVE: To require deliberation by a majority of the Parole Board whenever a case is under consideration in which past behavior indicates reason for unusual caution in meeting the statutory mandate regarding the granting of parole.


APPLICATION: Prisoners eligible for parole consideration who have a history of assaultive or predatory sex offenses within the past five years; or who are classified with "very high risk" potential for violence; or who have "high risk" potential for both violent and property crimes.

POLICY: The statutory requirement "That no person shall be given his liberty on parole until the Board has reasonable assurance after consideration of all the facts and circumstances, including the prisoner's mental and social attitude, that he will not become a menace to society or to the public safety. . ." indicates the need for careful deliberation in those cases in which previous behavior indicates a serious potential danger to the public. Prisoners who are classified with very high potential for violence or a high potential for both violent and property crimes clearly fall into this category, as do those who have recent histories of assaultive or predatory sex offenses. This does not mean such cases may never be paroled, but it does mandate careful assessment to comply fully with the requirement of "reasonable assurance." Debilitating infirmities of age, medical or physical impairment, encouraging long-term psychiatric treatment, or several years remission from the behavior in question are among the indicators that could be considered reasonable assurance.

To provide additional safeguards in protecting the public, these cases will require study and discussion by a majority of the Board members after interview by the hearing member(s) before any decision to parole is made.


AUTHORITY: MCL 791.232, .232, 2233; 791.203, .206 and Corrections Commission: April 10, 1975, June 16, 1976, December 21, 1977, December

APPROVED:


Perry M. Johnson, Director

Dec 22, 1977
Date

PMJ:cjr
11/21/77



Michigan Dept.
of Corrections
Program Bureau
June 29, 1978

THE PAROLEE RISK STUDY

Background

The problems of recidivism and parole prediction have been concerns of parole boards, corrections administrators, and researchers for many years. Because of the dual goals of protecting society from violent felons while at the same time providing constructive opportunities for all offenders, both administrators and parole boards must weigh the relative risks of their decision alternatives. Parole board members must assess the public risk of releasing an inmate versus the cost and personal disadvantage of continued incarceration. Without reliable data and predictive tools, parole boards are left to general assumptions and experience in predicting parole performance.

Numerous attempts have been made to supplement the information base available to parole boards. Specifically, "parole prediction" devices are methodological attempts to estimate the probability of successful completion on parole. These devices have had a long history in American prison research (for example, see Lejins, 1962). In 1923, two Harvard professors attempted to correlate prison background variables with success on parole (Warner, 1923; Hart, 1923). Warner's approach, using single input indicators, failed to show any significant relationships between historical variables and parole completion. Hart, however, found that combined indicators could provide insight into parole success.

Subsequently, Burgess (1923) developed the first table of expectancy rates for parole violation and completion. Those tables were eventually adopted by the Illinois Department of Corrections in 1933. Given a parolee population with a known recidivism rate, Burgess created a number of subpopulations based on background characteristics. For example, one means of subdividing the Illinois parole population centered on work histories. Four subpopulations (i.e., no work record, casual work record, sporadic employment record, full time regular employment) were devised and recidivism rates calculated for each subdivision. If a given violation rate were less than the overall population ratio, that factor

was labeled "favorable". After examining several subpopulations, Burgess manufactured a table consisting of all favorable or positive factors. The probabilities of parole success were then calculated, ranging from 98.5% for parolees having 16 to 21 positive factors to 24% for those having two to four favorable factors (Bruce, Harno, Landesco, Burgess, 1923).

Sheldon and Eleanor Glueck attempted to improve upon the Burgess method. They used a sample of 1,000 juveniles (500 delinquents and 500 nondelinquents), matched on age, intelligence, ethnic background, and neighborhood conditions. The Gluecks discovered that five out of the 120 original social factors were the basic discriminators between groups. These factors included "discipline of boy by father," "supervision of boy by mother," "affection of father for boy," "affection of mother for boy," and "cohesiveness of the family". A weighted failure score was devised for juveniles falling into categories under each of the five dimensions. A conglomerate score consisting of failure scores on each of the five factors was calculated for each subject, leading to a table of probability scores for delinquent juveniles (Craig and Glick, 1963; Sheldon and Eleanor Glueck, 1950).

Following the publication of the Burgess and Glueck experience tables, Laune noticed that institutional treatment variables were excluded in the prediction instrument (Lejins, 1962; Laune, 1956). In addition, other researchers had discovered that parole experiences varied according to population, thus describing the need to calculate prediction tables for each parole population examined (Lejins, 1962; Tibbits, 1931; Bold, 1931; Sanders, 1935). In the late 1940's and the early 1950's, Lloyd Ohlin attempted to refine the experience (or prediction) table. Using the Illinois parole population, Ohlin stressed the need for continual updating of the experience table (Ohlin, 1951). In conjunction with Otis Duncan, Ohlin developed the "Index of Predictive Efficiency" which measured the percentage lost in predictability when using the experience tables as opposed to the overall recidivism rate (Ohlin and Duncan, 1949). Additionally, Ohlin's analysis succeeded in reducing the number of positive factors in Burgess's research from 21 to 12.

In summary, the prediction table was established in the early 1920's as an acceptable methodology in predicting parole success. The following 30 years evidenced a period of refining analytical procedures, the highlight perhaps being Ohlin's reexamination of Burgess's experience table (Schuessler, 1954).

Two of the most important contributors to the methodological analysis of parole success in the 1960's were Don Gottfredson and Daniel Glaser. Gottfredson developed the base expectancy score model used in Wisconsin, Illinois, Washington, and California. Basically, parole success/failure (a dichotomous dependent variable) was regressed on a number of variables suggested as important by a previous research. Those weights or coefficients found to be statistically significant in the prediction equation were used to identify the variables to be utilized in the construction of the base expectancy table. Each significant coefficient was multiplied by the individual's score for that particular variable and a total score for each person was calculated by summing the scores on each of the key variables (Gottfredson, Ballard, Bonds, 1962; Gottfredson, Ballard, Mannering, Babst, 1965; Gottfredson and Beverly, 1962).

Glaser pioneered the use of configural analysis in parole prediction. His primary work, The Effectiveness of a Prison and Parole System, is considered a classic of corrections theory and research. Utilized by the federal prison system and the states of Wisconsin, Massachusetts, Washington, Florida, District of Columbia, and New York, the configural analysis technique was developed in the following manner: 1) a cross-section of subjects was classified on 71 types of background and institutional treatment variables (all dichotomized); 2) the most differentiating predictor of parole success/failure was chosen; 3) given the two separate categories of the key indicator, the next variable that produced the largest difference between successes and failures was selected; 4) repetition of this procedure until several categories representing different percentages of favorable outcomes was established (Glaser, 1964). The goal of configural analysis, then, was to discover a group of indicators which, when considered collectively present the greatest discrimination between parole success and failures.

In addition to the methodological issues and techniques in other studies, the practical needs of corrections administrators and parole board members gave impetus to the development of an empirically derived parolee risk classification scheme which could be used as an objective aid in the management and decision-making responsibilities of the Michigan Department of Corrections.

DESIGN OF THE STUDY

Population and Sample

The population examined in this study consisted of all male inmates paroled between January and December, 1971, in the state of Michigan. The population excludes females because the adult prison population in Michigan is predominately male (97%). The year 1971 was chosen in this study because the computerized record which had some key inmate indicators had only been in operation since 1968. And prior to 1970 the manual file is plagued with much inconsistent and/or missing data. The years 1970 and 1971 were suggested as the earliest possible reliable data base. In addition, inmate files contain few standardized presentence reports before the late 1960's. The analysis of a large sample of the 1971 population permitted the utilization of more reliable information while providing a four-year follow-up period.

A 50% random sample of 1971 parolees (N = 2,200) was selected from the population. The need for a large sample when dealing with a sizable number of variables has been well documented in prediction research (Simon, 1971). The sampling procedures are the best compromise given the data collection restrictions, time constraints, desire for representativeness and frequency requirements for certain variables. For example, homicide occurs infrequently in the general population and, therefore, a large sample is necessary to obtain sufficient numbers of homicides to permit any analysis.

Variable List

A variable list was developed after a meticulous review of all the parole prediction literature, frequent meetings with corrections administrators, numerous contacts and consultations with university specialists in the fields of psychology, sociology, criminal justice, statistics, and mathematics.

The input from all of these various experts helped produce an initial variable list of over 400 variables. Further meetings and consultations resulted in further refinement of that variable list to reduce redundancy and eliminate unattainable variables. Further revisions reduced the number to about 350 variables. Rather than examining the entire list of variables, a review will be given to the different dimensions of the independent variables as well as a definition of the dependent variable. The independent variables were very loosely

categorized into three different time frames: Time 1, any variable or measure which could generally be related to the inmate prior to his time of incarceration for the instant offense; Time 2, any variables which would be appropriately measured during the inmate's incarceration for the instant offense; Time 3, any variables or measure which generally related to the inmate's parole.

The Time 1 variables were generally divided into two groups — social background and offense related. The social background subdivision included indicators of general demographics, previous home status, current home status, health, psychological/personality, education, community environment, and employment. The offense related subdivision included demographics, convictions, commitments, parole-probation, and current offense. Special efforts were made to gather as accurately a description of the instant offense as possible. This was accomplished by incorporating the Sellin—Wolfgang seriousness-of-offense scale into the variable list as well as such things as: whether alcohol was involved during the instant offense, type of relationship between the victim and the criminal (i.e. relative, friend, stranger), location of the instant offense, whether or not the victims sustained minor injuries or were hospitalized or killed, whether or not a weapon was involved, etc.

The Time 2 variables were originally designed to measure the extent of educational and vocational program participation. But it was determined that much of that information was either missing or incomplete from the files. Therefore, most of the program-related institutional variables had to be deleted from the study. This represents a serious drawback and a severe limitation in the ability to analyze the relationship between program participation and parole outcome. However, such institution-related variables as amount of time in involuntary segregation, number of assaults against other prisoners or staff members, visits to the psychiatric clinic, etc., were included in the variable list.

The Time 3 variables were designed to fully measure the different types of activities of the inmate while on parole. This included such things as the location to which the parolee returned to live; size of the community; whether or not he was living with his parents, or wife, or other relatives; whether or not he was working full time or part time or not at all; whether or not he had an alcohol or drug or psychiatric problem, etc. The intent of these parole variables was to devise a set of indicators of positive community adjustment as well as indicators of recidivism.

Traditionally, analyses of recidivism have used a dichotomous dependent measure — success/failure of the parolee. Such a dichotomy, however, fails to differentiate between the degrees of completion/noncompletion. For example, it may be inappropriate to equate return to prison because of a new felony such as a homicide or kidnapping with return to prison due to a technical violation. Several different recidivism measures were used in this study some of which were discarded along the way as being too impractical to code. Two recidivism measures were finally included in the data collection. The first and most important recidivism scale devised for this study was as follows: Recidivism: 1) no illegal activities; 2) technical violation or abscond from parole supervision; 3) misdemeanor; 4) nonviolent felony; 5) violent felony. This scale was a behavioral index of the inmate's most serious behavior while on parole. For example, if a parolee had only committed a minor technical violation on parole and nothing else, he would have been coded a two on this scale. If another inmate had committed both a misdemeanor (three) and a violent felony (five) while on parole, he would have been coded for the most serious offense on the recidivism scale and therefore received a "five". This scale was coded for only the most serious activity along the scale from one to five. The coding criteria for this scale was based upon a written description (from police records wherever possible) of the behavior involved in the criminal activity. The criteria did not rest upon arraignments nor convictions nor administrative decisions concerning an inmate's return to the prison. It tried to reflect as closely as possible the actual reported behavioral description of the man's activity. It was this five-point behavioral scale which was used in most of the analyses.

In addition to this scale, the elements of the Sellin-Wolfgang seriousness-of-offense scale were also coded for the most serious behavior on parole. The same careful attention which was paid to the measure of the instant offense was also paid to the measure of the inmate's most serious-on-parole activity by utilizing the same elements in the Sellin-Wolfgang scale. This provided an accurate description of how many victims received minor injuries, major injuries, or hospitalized or killed; how many victims were raped; how many victims were intimidated with a weapon; how many premises were forcibly entered, etc.

The entire list of independent and dependent variables was then inspected for their validity and reliability. The validity of each of the variables was reviewed in light of criminological, psychological, and sociological theories, and by the expertise by the numerous professionals who had been consulted in the generation of these variables. The reliability of the variables was established in the following manner: Approximately 20 inmate files were randomly selected from the sample of 2,200 cases and the variables coded from those files by the special coders who had been hired for the project. A reliability coefficient was then calculated for each of the variables coded as well as for each of the coders. If the reliability coefficient was less than .90 the variable was either dropped from the variable list or revised so that it could be coded with a .90 reliability. This means that if any of the given variables were not coded the same way by the coders, it indicated that either the variable was ambiguous or that there were problems with missing data. In either case the variable was usually dropped from further consideration. Similarly, a reliability coefficient of .90 was established among all of the coders. Those people who were not coding the information reliably were replaced.

Analysis and Results

In order to get a general idea of the different types of relationships in the data base, a correlation matrix was generated. The zero ordered correlations of all independent and dependent variables were examined in view of their statistical significance and meaningfulness. In order to check for spurious correlations, partial correlations were calculated which controlled for the effects of age, race, and other variables. Additionally, other correlations that seemed contradictory or nonsensical were reanalyzed, controlling for a logical intervening variables. The partial correlations were designed to provide a more accurate description of the degree of relationship between any two variables which may have been obscured by some third intervening variable.

Frequency breakdowns were calculated on all of the variables. Means, standard deviations, range and the relative frequency of the responses for each variable provided a further description of the sample. The following statistics help provide a general profile of the parolees in the sample.

<u>Variables</u>	<u>Mean (\bar{x})</u>	<u>Standard Deviation (S.D.)</u>
Age at first arrest	17.4	5.4
Highest grade level attended in school	9.29	2.25
Number of jobs held prior to instant offense	3.03	2.1
Prison commitments	1.59	1.06
Total nonviolent felonies	1.56	1.99
Total violent felonies	.58	.81
Months previous incarceration	15.59	36.05
Age at start of prison term	25.36	8.07
Months incarcerated for instant offense	26.79	21.26

Other descriptive statistics include:

<u>Variables</u>	<u>Percent</u>
Single	55%
Mother or father had criminal history	30%
Siblings had criminal history	25%
Unemployed at time of instant offense	61%
Previous paroles	36%
Had definite job when paroled	32%
One or more arrests on parole	56%
Assaultive instant offense	32%
Race - white	48%
Juvenile Commitment or Probation	42%
Alcohol problem	31%
Drug problem	24%
One or more arrests while on parole	56%

After the correlation matrix and frequency distributions were inspected, contingency tables showing the joint distribution between recidivism and an independent variable were calculated for each of the independent variables. This allowed even closer examination of which of the independent variables were related to either a higher-than-average or lower-than-average rate of violent crime on parole. It also allowed a closer examination of higher or lower rates of no criminal activity

on parole. Given the large number of independent variables this turned out to be a very lengthy process. This search for various combinations of variables produced a number of different interactions which differentiated among the high and low rates of violence when compared to the average. The subgroups identified by these interactions were developed on one half of the sample (n=1,000) and the rates of violence for these subgroups were reexamined by reconsidering the other half of the sample as a validation group. The joint distribution of these contingency tables provided preliminary findings of rates of violence which identified groups ranging from three to four times higher, to ten times lower, than the average of the total sample.

Multiple regression analysis was then used to try to establish the significant predictors for the dependent variables. Most of the analysis with multiple regression used the five point recidivism index. These regression analyses were conducted in sequence according to the time period in which the independent variables were located. That is, the variables under time period one were examined to see which, if any, were predictive of the variables in time period two and the variables in time period one and two were examined for prediction of variables in time period three. In all of the numerous sequential regression equations careful attention was given to which predictors produced the highest R^2 . The R^2 represents the proportion of reliability in the dependent measure predicted from, or explained by, the combined linear influence of the independent variables. The higher the R^2 , the greater the reduction in the variability of a dependent measure and the greater the predictive ability of the independent variables in the equation. However, the regression equations involving the various time sequence variables produced R^2 's which ranged from a low of .0012 to a high of .3321. This meant that the linear model of regression was explaining anywhere from about .1% to 33% of the variability in recidivism but leaving some 99% to 67% of the recidivism variability unexplained.

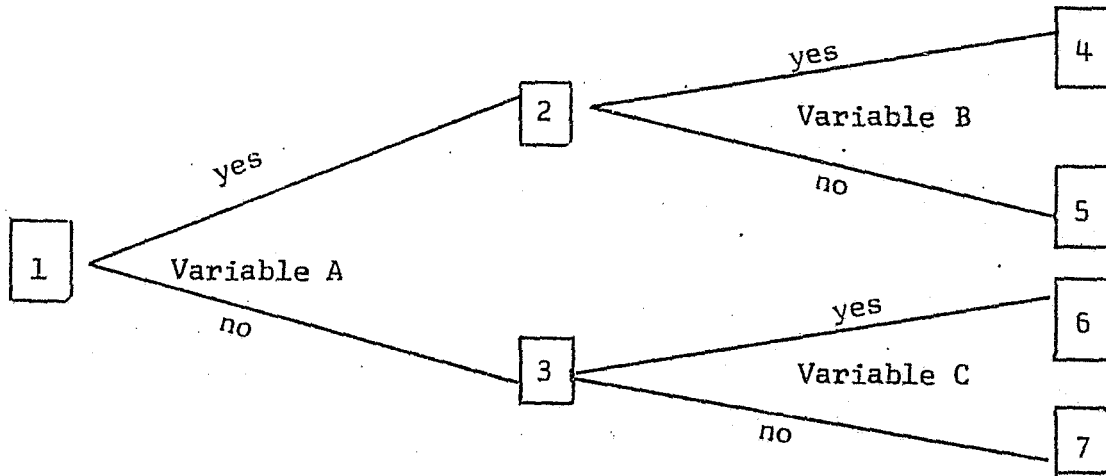
Automatic Interaction Detection

Because of the limited success in using the linear regression model to predict recidivism, other approaches were tried. The Automatic Interaction Detection program is a technique designed to detect significant interactions among a large number of independent variables (predictors) in relation to a single dependent or criterion variable. Because of the thousands of possible combinations among the different predictor variables, the AID analysis was used to systematically search and select

from many possible combinations those which produced the highest and lowest rates of violent crime. On the basis of AID's scanning of the relationship between the predictors and the one criterion, the analysis selects the best way to divide the sample into two groups. "Best" means selecting a dichotomous partitioning which maximally explains variation in the criterion. In this analysis the five point recidivism scale was dichotomized into violent felony, "yes" or "no" (0 or 1). Next, AID repeats this search and partitioning within each of the two subgroups, and continues operating in this fashion, generating and examining an increasing number of subgroups until it reaches its terminal groups.

The ultimate aim of AID is to account for variation in the dependent variable, violent felony yes or no. Scanning all of the predictors, AID identifies that predictor which permits the sample to be split into two subgroups in such a way that a maximum reduction in variation on the criterion is accomplished. Put differently, it splits the sample so as to minimize the unexplained variance. An important aspect in the AID analysis is that it selects a variable for splitting a subgroup according to the strength of the relationship after choosing the best dichotomization. The best way of splitting the sample in two groups is that which maximally reduces the residual variation. That residue is quantified by calculating the unexplained or aggregate within-group variance, which is the sum, over all observations, of the square of the distance separating each observation from the subgroup mean. Residual variance is zero if and only if all observations on the criterion are the same in each subgroup. This would mean that all of the observations in each subgroup either had committed a new violent crime (1) and had not committed a new violent crime (0).

After this best dichotomization is selected, the sample is then divided into two subgroups based on the value of the predictor variable selected. This search and selection procedure is carried out again separately on the two new subgroups to find the next predictor variable which differentiates the rates of new violent felony and again maximizing the between sums of squares to total sums of squares ratio. Once the next predictor variable is selected, the subgroups would again be further subdivided based on the values of that predictor. This procedure is repeated until various terminal groups are established. The terminal groups represent different configurations of variable combinations which maximize the difference in rates of violent felony on parole. The diagram below outlines this procedure.



Summary of AID Results

The configural analysis produced the following groups with their respective rate of new violent felony on parole:

<u>RISK GROUP</u>	<u>RECIDIVISM RATE*</u>	<u>% OF SAMPLE</u>
<u>Very High Risk.</u> Instant offense of rape, robbery, or homicide and serious misconduct or security segregation and first arrest before 15th birthday.	40.0%	4.7%
<u>High Risk.</u> Instant offense of rape, robbery, or homicide, and serious misconduct and age of first arrest was over 15.	20.7%	6.6%
<u>Middle Risk.</u> Instant offense either rape, robbery, or homicide and no serious misconduct or instant offense not rape, robbery or homicide and reported felony while juvenile.	11.83%	45.5%
<u>Low Risk.</u> Instant offense not rape, robbery, or homicide (may be other assaultive crime) and no reported felony while juvenile and never been married at time of instant offense.	6.3%	23.5%
<u>Very Low Risk.</u> Instant offense not rape, robbery, or homicide and no reported felony while juvenile and not serving on other assaultive crime and had been married.	2%	19.7%

*Base Rate 10.5%

This same search and select procedure was used to identify different configurations which differentiated the rates of nonviolent felony on parole. The dependent variable was dichotomized to nonviolent felony, "yes" or "no" (0 or 1). Those who had committed a violent felony on parole were excluded from this analysis because they would have automatically been put in the "no nonviolent felony" group in the dichotomization. This would have suppressed, to some extent, the ability to differentiate the rates of nonviolent felony. The configural analysis produced the following groups and their respective rate of new nonviolent crime on parole:

<u>RISK GROUP</u>	<u>RECIDIVISM RATE*</u>	<u>% OF SAMPLE</u>
<u>High Risk.</u> Reported felony while juvenile and major misconduct or reported felony while juvenile and no major misconduct and age of first arrest before 15th birthday.	39.5%	23.6%
<u>Middle Risk.</u> Reported felony while juvenile and no major misconduct and age of first arrest over 15; <u>or</u> no reported felony while juvenile and drug problem at the time of instant offense.	27%	33%
<u>Low Risk.</u> No reported felony while juvenile and no drug problem at time of instant offense.	15.1%	43.4%


*Base Rate 28% This rate was calculated by first excluding all those who had committed a violent felony on parole, thus reducing the sample size to N = 1820. The base rate of the nonviolent felony for the entire sample was 22.5%.

These configurations represent subgroups of the release population. For any particular prisoner to be considered a member of any one of these subgroups, he must have all of the characteristics which define that group since the respective subgroups are defined by the combined interactions of the variable characteristics. Recidivism rates for the subgroups refer to the mean (average) rate of violent or nonviolent felony

on parole for the respective subgroups. These results do not mean that it is possible to predict the probability of recidivism for a particular individual but rather indicate that he is a member of a particular subgroup which has an average rate of recidivism that, in the case of the very high risk group, is nearly four times as high as the base rate.

Replication study

While AID requires few assumptions about the data in order to conduct the analysis, it has certain limitations. For example, it takes very literally every observed value that is presented and if one predictor is found to have only slightly higher BSS/TSS ratio as a basis for subdividing the sample than another predictor, it takes the first and disregards the second. At this point it is subject to problems of sample and measurement error (a problem common to most analysis). However, since the entire sample was sufficiently large ($N = 2,200$) the problems of sample and measurement error are likely to be minimized. To test this out a replication study is currently being conducted. A random sample of 1,200 inmates paroled in 1974 has been selected. Nearly 100 of the most important variables collected on the 1971 sample are being collected for each of the parolees in the 1974 sample, including all of the key predictive variables which identify the different risk groups. Those subgroups will be analyzed in the replication sample. While some regression in the rates of violent felony and nonviolent felony on parole might be expected, the recidivism rates found in the analysis of the 1974 sample will serve as a further validation of the initial results.



BIBLIOGRAPHY

- Babst, Dean, Mary Koval, and M. G. Neithercutt, "Relationship of Time Served on Parole Outcome for Different Classifications of Burglars Based on Males Paroled in Fifty Jurisdictions in 1968 and 1969," Journal of Research in Crime and Delinquency, 9 (July, 1972), 99-116.
- Barron, Alfred J. "An Experiment with Ohlin's Prediction Report," Crime and Delinquency, 8 (July, 1962), 276-281.
- Blalock, Hubert M. Causal Inferences in Nonexperimental Research. Chapel Hill: University of North Carolina Press, 1964.
- Bruce, Andrew A., Albert J. Harno, John Landesco, and Ernest W. Burgess. The Workings of the Indeterminate Sentence Law and the Parole System in Illinois. Springfield, Illinois: Parole Board, 1928.
- Cohn, Yona. "Criteria for the Probation Officer's Recommendations to the Juvenile Court Judge," Crime and Delinquency, 9 (July, 1963).
- Fairweather, G. W. Social Psychology in Treating Mental Illness: An Experimental Approach. New York: J. Wiley, 1964.
- Fortier, J.J. and H. Solomon. "Clustering Procedures," Multivariate Analysis, P. R. Krishnaiah, ed., New York: Academic Press, 1966, pp. 493-506.
- Friedman, H. P. and J. Rubin. "On Some Invariant Criteria for Grouping Data," American Statistical Association Journal, (December, 1967), 1159-1178.
- Glaser, Daniel. The Effectiveness of a Prison and Parole System. Indianapolis: Bobbs-Merrill, 1964.
- Glueck, Sheldon and Eleanor. Unraveling Juvenile Delinquency. Cambridge, Massachusetts: Harvard University Press, 1950.
- Goodman, Leo. "A Modified Multiple Regression Approach to the Analysis of Dichotomous Dependent Variables," American Journal of Sociology, 37 (February, 1972), 28-46.
- Gottfredson, Don M. "A Shorthand Formula for Base Expectancies," Research Report #5. Sacramento: California Department of Corrections, 1965 (reissue).
- _____, Assessment and Prediction Methods in Crime and Delinquency. Juvenile Delinquency and Youth Crime. Washington, D.C. U.S. Government Printing Office, 1967.


- _____, Kelley B. Ballard, Jack A. Bonds. "Base Expectancy: California Institute for Women," Research Report #15. Vacaville, California: Institute for the Study of Crime and Delinquency, 1962.
- _____, Kelley Ballard, John Mannering, Dean Babst. "Wisconsin Base Expectancies for Reformatories and Prison," Report #6. Vacaville, California: Institute for the Study of Crime and Delinquency, 1965.
- _____, and Robert Beverly. "Development and Operational Use of Prediction Methods in Correction Work," Unpublished paper presented to the American Statistical Association, September, 1962.
- _____ and Jack Bonds. A Manual for Intake Base Expectancy Scoring. Sacramento: Department of Corrections, 1961.
- Hart, Hornell. "Predicting Parole Success," Journal of Criminal Law and Criminology, 14 (November, 1923), pp. 405-413
- Hunter, John and Stanley Cohen. Package. East Lansing, Michigan: Computer Institute for Social Science Research, 1971.
- Lejins, Peter P. "Parole Prediction: An Introductory Statement," Crime and Delinquency, 8 (July, 1972), 209-214.
- Mannering, John and Dean Babst. "Wisconsin Base Expectancies for Adult Male Parolees," Progress Report #4. Madison, Wisconsin: State Department of Public Welfare, April, 1963.
- Manraeim, H. and L. T. Wilkins. Prediction Methods in Relation to Borstal Training. London: Her Majesty's Stationery Office, 1955.
- Meehl, Paul. Clinical Versus Statistical Prediction. Minneapolis: University of Minnesota Press, 1954.
- Moberg, David and Richard Ericson, "A New Recidivism Outcome Index," reprint from research and demonstration project on the "Application of Comprehensive Psycho-Social Vocational Services in the Rehabilitation of Parolees" (no date).
- Morrison, Donald F. Multivariate Statistical Methods. New York: McGraw Hill, 1967.

- Ohlin, Lloyd E. Selection for Parole. New York: Russell Sage Foundation, 1951.
- _____ and Otis Dudley Duncan. "The Efficiency of Prediction in Criminology," The American Journal of Sociology, 54 (March, 1940), 441-452.
- Pauze, Barney K. "Parole Prediction in Iowa," Unpublished M.A. thesis, Department of Sociology, University of Iowa, July, 1972.
- Sampson, Allan. "Post-Prison Success Prediction," Criminology, 12 (August, 1974), 155-173.
- Sanders, Barbo S. "Testing Parole Predictions," Proceedings of the Sixty-Fifth Annual Congress of the American Prison Association, 1935.
- Schuessler, Karl F. "Parole Prediction: Its History and Status," Journal of Criminal Law and Criminology, 45 (November, 1954) 425-431.
- Simon, Frances. Prediction Methods In Criminology. London: Her Majesty's Stationery Office, 1971.
- State of Michigan. Criminal Statistics, 1970. Lansing, Michigan: Department of Corrections, 1970.
- _____ Criminal Statistics, 1971. Lansing, Michigan: Department of Corrections, 1971
- _____ Criminal Statistics, 1972. Lansing, Michigan: Department of Corrections, 1972.
- _____ Criminal Statistics, 1973. Lansing, Michigan: Department of Corrections, 1973.
- State of Washington. "Washington State Parole Base Expectancy Study," Research Report, 3 (May, 1971).
- Tibbits, Clark. "Success or Failure on Parole Can Be Predicted," Journal of Criminal Law and Criminology, 22 (May, 1931), 11-50.
- Tryon, Robert and Daniel Bailey. Cluster Analysis. New York: McGraw-Hill, 1970.
- Vold, George B. Predictive Methods and Parole. Hanover, New Hampshire: Dartmouth University Press, 1931.

Warner, S. B. "Factors Determining Parole from the
Massachusetts Reformatory," Journal of Criminal Law
and Criminology, 14 (August, 1923) 1972-87.

Wilkins, Leslie T. Evaluation of Penal Measures.
New York: Random House, 1969.

Wright, Sewall. "Path Coefficients and Path Regressions:
Alternative or Complementary Concepts," in Causal Models
in the Social Sciences, ed. H. M. Blalock, Chicago:
Aldine, 1971.



END