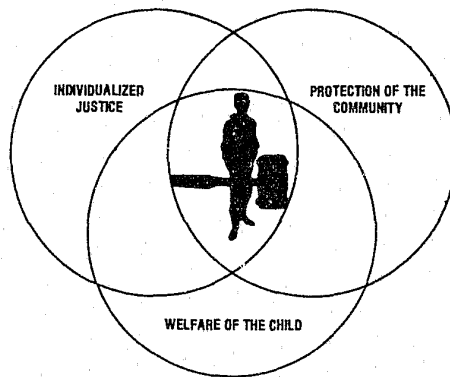



# JUVENILE COURT For The STATE OF UTAH



## ANNUAL REPORT 1977

477790  
06114





**UTAH STATE  
JUVENILE COURT  
ANNUAL REPORT  
1977**

NCJRS

JUN 6 1978

ACQUISITIONS



ADMINISTRATIVE OFFICE

JUVENILE COURT · STATE OF UTAH

339 SOUTH 6TH EAST · SALT LAKE CITY, UTAH 84102 · PHONE 533-5254

REGNAL W. GARFF  
Presiding Judge

JOHN F. McNAMARA  
Administrator

The Honorable Scott M. Matheson  
Governor, State of Utah

The Honorable A. H. Ellett  
Chief Justice, Utah Supreme Court

The Honorable Members of the  
Utah State Legislature

Forwarded herewith is the Utah State Juvenile Court's Annual Report for the year 1977. The Report, in addition to summarizing activities of the Juvenile Court during the past year, reviews some of the significant events impacting its present operation and delineating future directions.

Of particular significance was the statewide workload survey which focussed on the service arm of the Court: intake screening and probation supervision. This survey required an evaluation of the effectiveness of the Juvenile Court over the past eight years in dealing with the young people who appeared before it. It thus became apparent that through a coordinated effort by the judiciary and the service arm of the Court (probation officers, clerks, etc.), who function under the administrative direction of the Juvenile Court Board of Judges, positive results can be achieved in dealing with delinquency. For example, 84% of 42,000 delinquents sent to the Court in the past eight years were referred 3 or less times for minor offenses. Only 3% of this number, an average of 232 per year, reached the serious category of "chronic felony offender". This result is an envious achievement when compared with other jurisdictions in the country. It is also an indication of an effective system for delivering court services to the public in a meaningful, expeditious manner. Essentially it focuses attention on the importance of having staff available to the Court to ensure that Court orders and plans are complied with; that responsibility and accountability are expected not only on the part of youth and parents appearing before the Court, but also by staff members.

The Legislature, after consideration of the results of this study, substantially increased the Court's manpower in 1978-79.

The Honorable Scott M. Matheson  
Governor, State of Utah

The Honorable A. H. Ellett  
Chief Justice, Utah Supreme Court

The Honorable Members of the  
Utah State Legislature

Page 2


Service staff attached to the Juvenile Court are absolutely essential in fulfilling the Court's role and purpose. Staff additions are expected to enhance the overall effectiveness and efficiency of the Juvenile Court during coming years.

1977 saw also the continued development of the Juvenile Court's computerized information system. A sophisticated management information system provides an excellent tool for judicial management, program and service management and evaluation as well as a valuable data base offering excellent research opportunities.

The Board of Juvenile Court Judges is committed to the development and maintenance of a quality Juvenile Justice System serving the citizens of Utah. To that end we urge your continued interest and support and express our appreciation for your encouragement and cooperation in the past.

Respectfully submitted,

BOARD OF JUVENILE COURT JUDGES



R. W. Garff, Jr.  
Presiding Judge

# TABLE OF CONTENTS

Letter of Introduction .....	ii
Table of Contents .....	iv
Board of Juvenile Court Judges .....	v
History of the Utah Juvenile Court .....	1
The Utah Juvenile Court Today .....	2
Judicial Districts of the Utah Juvenile Court .....	3
Review of Significant Events in 1977 .....	4
Administration of Probation Services .....	6
Departments of the Court .....	7
About the Data Presented .....	11
Delinquency Case Flow Guide .....	12
<b>STATEWIDE DATA SUMMARY</b>	
Referrals by District & County .....	15
10 Year Referral Growth .....	16
Referral Rate Comparisons .....	17
Recidivism 1977 .....	18
Recidivism Historically .....	19
Offense Summary .....	20
Youth Development Center Commitments .....	21
Service Overlaps .....	22
Jurisdiction Change Impact .....	23
Offense Frequency Report .....	24
Probation Report .....	25
<b>FIRST DISTRICT</b>	
Referral Growth .....	26
Referral Sources .....	27
Age & Race Comparisons .....	28
Disposition Summary .....	29
<b>SECOND DISTRICT</b>	
Referral Growth & Disposition Summary .....	30
Age — Race Comparisons & Referral Sources .....	31
<b>THIRD DISTRICT</b>	
Referral Growth .....	32
Age — Race Comparisons & Referral Sources .....	33
Disposition Summary .....	34
<b>FOURTH DISTRICT</b>	
Referral Growth & Sources .....	35
Age — Race Comparisons & Disposition Summary .....	36
<b>FIFTH DISTRICT</b>	
Referral Growth & Age — Race Comparisons .....	37
Disposition Summary & Referral Sources .....	38
Statewide Comparative Statement of Expenditures .....	39
Estimated Expenditures 1977-78 & Cash Receipts & Work Hours .....	40
Juvenile Court Locations .....	41
Court Staff Listings .....	42

UTAH JUVENILE COURT  
BOARD OF JUVENILE JUDGES



**L. Roland Anderson**  
First District  
Appointed July 1, 1969



Presiding Judge  
**Regnal W. Garff, Jr.**  
Second District  
Appointed August 1, 1959



**L. Kent Bachman**  
First District  
Appointed August 15, 1977



**John Farr Larson**  
Second District  
Appointed July 1, 1963



**Judith F. Whitmer**  
Second District  
Appointed July 1, 1971



**Merrill L. Hermansen**  
Third District  
Appointed July 1, 1969



**Joseph E. Jackson**  
Fourth District  
Appointed January 1, 1977



**Paul C. Keller**  
Fifth District  
Appointed July 1, 1962





# HISTORY OF THE UTAH JUVENILE COURT

Children have always had a place in Utah law. Just two years after the Utah Territory was organized, the Legislature of 1852 enacted a law which required the Probate Court to indenture and bind out a child without his parents consent if the child was found to be idle, vicious, or vagrant, or if his parents could not control his actions. A territorial reform school was soon established in 1888 to reform children guilty of a felony, or guilty of habitual truancy.

By 1903, a large number of acts had been added to the list of crimes for which a child could be sent to the reform school. Children who were incorrigible, vicious, neglected, vagrant, or who were found frequenting a house of ill fame, were all subject to removal from their homes. The legislature of 1903, recognizing the need for justice in dealing with children, allowed for the placement of children with the Children's Aid Society, created the office of probation officer, and prohibited the detention of children under 16 years of age in jails, unless they were charged with a felony.

The concept that the State should assume certain parental responsibilities for some children began to gain in popularity such that the legislature of 1905 was able to establish a specialized Juvenile Court to deal with the problems of children. In larger communities, juvenile courts, separate from district courts, were established. In the more rural areas, juvenile departments were established as part of the District Courts.

It was the Legislature of 1907 which established the State's responsibility for the Juvenile Court system, by determining that at least part of the cost for the operation of the Court should be carried by the State. This decision was quickly followed in 1909 with the appointment of a judge and probation officer for each judicial district, to be paid from the State budget. Individual cities were authorized to hire and employ additional probation officers as needed, at their own expense.

At the request of the Juvenile Court and Probation Commission, the National Probation Association completed a survey of the State's juvenile problems in 1929 which resulted in the enactment of the model Juvenile Court Act of 1931. During considerations by the

1941 legislature to consolidate various departments within the State, the Juvenile Court and Probation Commission was abolished and its powers vested in the Utah State Welfare Commission. The administration of the Juvenile Court by the Public Welfare Commission continued fairly unquestioned until about 1958 when concern developed about the apparent disregard of the principle of separation of powers between the executive and judicial branches of government. Therefore, in 1963, a bill was prepared which called for the establishment of a statewide, independent juvenile court system. This bill was defeated by one vote, but was eventually passed in an amended form by the legislature of 1965.

This legislation, called the Juvenile Court Act of 1965, created an independent statewide Juvenile Court within the judicial branch of government under the general supervision of the Supreme Court. The Act recognized the importance of the Juvenile Courts by upgrading them, struck a balance between protection of the public and protection of the children, gave greater protection to the legal rights of parents and children, and continued the integration of probation and intake services in the Juvenile Court. The present Court is of equal status with the District Courts of the State. It is a Court of record, and is governed by the Board of Juvenile Court Judges, who have the responsibility for establishing and maintaining the general policies and procedures for the operation of the State's Juvenile Court system.

The people of Utah have always recognized and supported the need for a system of justice suited to meet the ever-changing need of communities and their children. Throughout the history of the State, the legislatures have considered the unique problems of juvenile justice and have modified and expanded the Juvenile Court system to keep pace with progress in the legal and social sciences. As a territory, and later as a State, we have recognized that the child needs the support and supervision of the community and yet is an individual entitled to the rights and benefits which are the birthright of all members of a free society.

# THE UTAH JUVENILE COURT TODAY

The State's philosophy regarding the Juvenile Court was reaffirmed upon passage of the 1965 Juvenile Court Act wherein the Act provides "to secure for each child coming before the Juvenile Court such care, guidance and control, preferably in his own home, as well as serve his welfare and the best interests of the state; to preserve and strengthen family ties whenever possible; to secure for any child who is removed from his home the care, guidance and discipline required to assist him to develop into a responsible citizen; to improve the conditions and home environment responsible for his delinquency; and, at the same time, to protect the community and its individual citizens against juvenile violence and law breaking. To this end this Act shall be liberally construed."

Juvenile Court jurisdiction includes criminal law violations; some categories of status offenses; neglect or dependency of children and determination of their custody or guardianship; other matters where judicial consent is required by law, such as marriage or employment; and determinations concerning the interests and obligations of parents with respect to their children, including the need for termination of the parent-child relationship. In addition, the Juvenile Court has a concurrent jurisdiction to try adults for offenses committed against children, including such matters as contributing to their neglect, delinquency, or abuse and traffic violations committed by children.

"Child" is defined by statute to include all children less than 18 years of age. In handling matters involving violations of the law by children through age 17, except traffic, the jurisdiction of the Juvenile Court is exclusive. However, in cases which would be felonies if committed by adults, the Juvenile Court may, after appropriate hearing, transfer the child to the District Court for trial as an adult.

The grant to the Juvenile Court of jurisdiction over law violations by children under 18 includes a substantial number of traffic cases. However, the exclusive nature of this jurisdiction has been modified by a 1968 Utah Supreme Court decision which held that the Juvenile Court has concurrent jurisdiction with City Courts over traffic violations by juveniles.

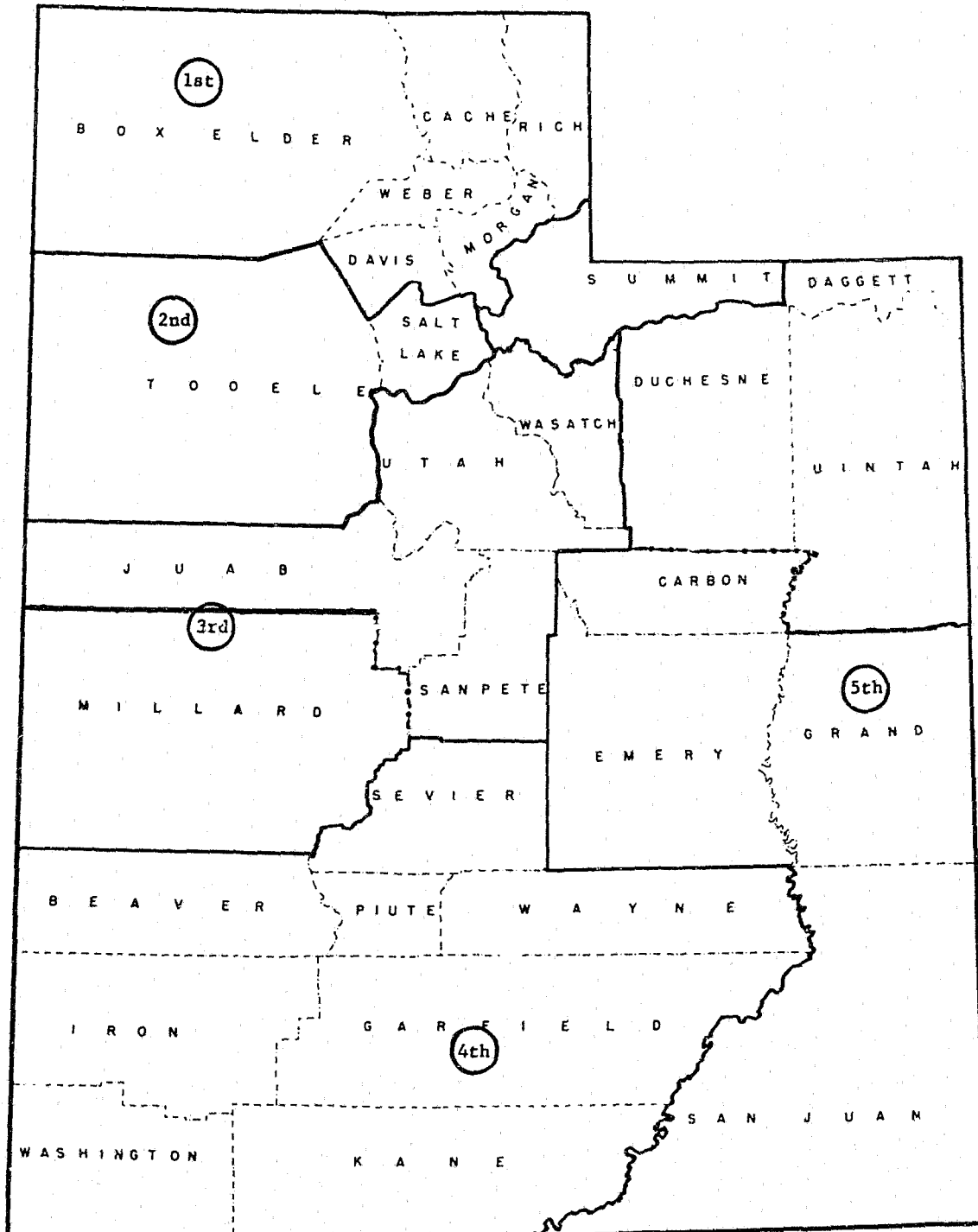
As a result of action by the 1977 Legislature the acts of ungovernable and runaway were removed from Juvenile Court jurisdiction unless the Division of Family Services fails after earnest and persistent effort to correct the situation and deems court intervention necessary for further intervention.

In accordance with the specialized intervention and rehabilitative objectives of the Juvenile Court Act, proceedings in the Juvenile Court are designated by statute as "civil" proceedings; and except in cases involving traffic violations, determinations by the Juvenile Court are not deemed convictions of a crime. Thus, no civil disabilities are imposed on the child, no aspect of the proceedings in the Juvenile Court may be submitted in evidence in other judicial proceedings, and the child, upon successful termination of the Juvenile Court's continuing jurisdiction, is entitled to apply for an order expunging his record.

The range of powers given to the Juvenile Court to deal with the variety of problems which it confronts is designed to assure maximum flexibility in adapting the intervention objectives to the individual circumstances of the child, his parents, or guardians. Thus, the Court is given power to terminate the parent-child relationship; to require treatment for mentally disturbed or defective children; to require therapy for parents; to place the child under such temporary guardianship or custody as appears in his best interest; to place children on probation; to commit children to the State Industrial School or similar institutions, if available; to place children in forestry camps; to require the child to make restitution in cases of damage to property; to impose fines; to deny driving privileges; and to make other reasonable orders and impose reasonable conditions consistent with the best interests of the child and/or the protection of the public.

Currently the Utah Juvenile Court system is divided into five judicial districts which are determined by demographic and geographic characteristics. Each district is a complete and legal division of the system, containing a Judge, Director of Court Services, and supporting staff as needed. The five judicial districts, and the counties included in each, are displayed on the following page.

# JUDICIAL DISTRICTS OF THE UTAH JUVENILE COURT — 1977



**NOTE:** Summit County was assigned to First District on a temporary basis July 1, 1976. Effective January 1, 1978 Summit County will be reassigned to Second District. Duchesne, Uintah and Daggett Counties were temporarily assigned to the Third District on July 1,

1976. Millard County was temporarily assigned to Fourth District at this same time but was returned to Third District January 1, 1977. Permanent changes must be established by the Legislature.

# REVIEW OF SIGNIFICANT EVENTS IN 1977

## **Workload Survey . . .**

The 42nd regular session of the Utah Legislature directed the Juvenile Court to conduct a workload survey "to determine whether each child coming before the Juvenile Court receives relatively equal service and treatment, to determine whether treatment is effective, and to make recommendations on improving the services it renders to the child". This workload survey was conducted in August and September, and after approval by the Board of Judges, was submitted to the Legislature. An accepted national standard was utilized to determine distribution of workload and availability of staff to perform the functions required by law including intake screening, dispositional reports and probation supervision.

The results of the survey revealed that statewide, Utah was staffed at under 50% of the national standard with the most serious deficiencies in Logan, Brigham City, Farmington, Provo, and Richfield. After serious consideration, the Board of Judges recommended that the Legislature add 40 probation officers and 10 clerical staff to bring the State to 75% of the national standard. The cost of these additions was set at \$710,800 or an increase of 20% over the 1978-79 standard budget request.

Court effectiveness was measured by reviewing the case histories of 41,194 youth referred to Court over an eight year period. 84% were referred three or less times with only 3% achieving chronic felony offender status. It was determined that the Court or its probation divisions comes in contact at least once with 30% of all youth in the state, creating a significant responsibility to properly administer justice to set the proper tone for the youth of our State.

## **Family Court Study . . .**

During the 1976 Legislative session, the Interim Judiciary Study Committee was assigned the task of examining the feasibility of establishing a Family Court in Utah. The Committee selected a ten-member task force comprised of representatives from organizations such as the Judicial Council, the Board of Juvenile Court Judges, the Utah Bar Association, and several service agencies both public and private.

A report from the Task Force to the Judiciary Study Committee is due prior to the convening of the next general session of the Legislature (1979). The report is to contain proposed legislation providing for a model family court, its impact, costs, jurisdiction, services, etc.

It is anticipated that the Board of Juvenile Court Judges, the Court Staff, and the Citizens' Advisory Committees will be active in examining and evaluating suggested models and recommending appropriate modifications.

While no position has been taken by the State Juvenile Court regarding the concept of the Family Court, support for the study has been given.

## **Committee on Alternatives to Troubled Youth . . .**

The Utah State Department of Social Services was charged by the 1977 Legislature to study and make recommendations regarding seriously delinquent youth in Utah. Through the Committee on Alternatives to Troubled Youth (C.A.T.Y.) the Department formulated a philosophy for the treatment and rehabilitation of seriously delinquent youth and designed a statewide plan for the development and implementation of alternatives to institutionalization for delinquent youth.

At the present time at least seven alternative programs have been, or are being implemented, ranging from traditional residential group care facilities to innovative day-care and educational programs. While most of the programs will be located in the Salt Lake Area, plans are underway to expand services across the state to meet urgent needs in the rural areas. In addition, the Department plans to request continuation and expansion funding from the 1978 Utah Legislature for these programs.

Complete with a rigorous evaluation and monitoring component, these programs will enable the seriously delinquent youngsters of our State to be the beneficiaries of the most modern and humane rehabilitation programs available.

## **Criminal Justice System Task Force . . .**

The 1977 Legislature established a task force to "develop a master plan for the state

criminal justice system with emphasis on the correction system". Six subcommittees were organized to deal with specific areas and make recommendations to the total task force. Juvenile Court judges and staff have been involved in this effort. Although the task force is to only make recommendations to the 1978 Legislature, it is expected that the results will have long term impact on juvenile justice and corrections in Utah.

#### **Citation Process . . .**

The 1977 Legislature established a citation process which allows law enforcement officers to issue citations on traffic, fish and game, boating, and other cases as designated by the Board of Judges. The Board, by general order, has established curfew and tobacco possession as citable offenses. Citations simplify the handling of minor offenses, eliminating the need for direct judicial or probation department intervention. A citation fine structure has been established in each district which the clerical department uses in handling these cases. Some savings in judicial hearing time has resulted from the new citation process.

#### **Runaways and Ungovernable . . .**

The 1977 Legislature reduced the Juvenile Court's jurisdiction by requiring that all referrals for runaway or ungovernable youth be made in the first instance to the Division of Family Services. Only after failure of earnest and persistent efforts to correct the problems, can the Division of Family Services have access to the Courts.

This narrowing of jurisdiction affected approximately 10% of the delinquency workload of the Court. Significant reduction of runaway/ungovernable referrals has occurred since the law went into effect, however, the most difficult cases still require formal Court handling. Since these reductions have affected only a small percentage of total referrals and have been offset by increases in criminal referrals, the result has only been a slight change in the types of cases handled by the Court, not a reduction.

#### **New Judicial Appointments . . .**

As a result of the retirement on December 31, 1976 of Fourth District Judge Sterling R. Bossard, Governor Scott C. Matheson appointed Joseph E. Jackson as Fourth District Judge effective January 1, 1977.

Governor Matheson appointed L. Kent Bachman on August 15, 1977 to fill the vacancy resulting from the expiration of the

term of First District Judge Charles L. Bradford.

Both new judges were practicing attorneys in the districts they now serve and are welcome additions to the State Juvenile Court system.

#### **New Guidelines Manual . . .**

A new publication was distributed to all Juvenile Court judges and staff titled "Utah Juvenile Court Guidelines for Practice and Procedure". Made possible by a grant from LEAA through the Utah Council on Criminal Justice Administration, the publication contains history, laws, rules of procedure, general orders, case law, and other relevant material to aid staff in their work at the Court.

#### **Chronic Offender Report . . .**

During 1977 a special chronic offender report was developed to help districts and counties identify serious repeat offenders whose cases are in process at the Court. The report also identifies the case history, severity, and recidivism of all youth currently referred to Court, providing each county with a monthly tool to identify and categorize youth they are handling.

#### **Juvenile Corrections Position Statement . . .**

During the fall of 1977 the Board of Juvenile Court Judges developed a position paper regarding juvenile corrections in the State. The position statement was developed because of two factors. The Judges' growing concern over the failure of the Youth Development Center to provide a secure, correctional program for seriously delinquent youth and activities of the Legislature's Corrections Task Force which was studying the Youth Development Center and Juvenile Corrections in general and making recommendations for improvements.

The paper focused on three topics; community based corrections, the Youth Development Center and Juvenile Corrections reorganization.

The Board supported an expansion of community based alternatives to institutions but recognized the need for a small, secure, facility for hard core offenders with a strong community based aftercare program.

The Board expressed their concern regarding YDC's lack of correctional orientation resulting in a lack of security (high run rate), inability to protect youth in residence, early release without regard to public safety, lack of sound parole revocation procedures and loss of custody at age 19 rather than 21.

The Board supported a unified Juvenile Correctional System as part of the State Division of Corrections for all institutional and post institutional care of juveniles. The Board also

suggested a regionalized institutional structure as well as a small secure correctional facility for young adult offenders 16 - 21.

## ADMINISTRATION OF PROBATION SERVICES

Frequent studies of Utah's Juvenile Justice System focus, in part, on the administration of juvenile probation services. While findings regarding the delivery of probation services, including effectiveness, quality, accountability and general administration are favorable, a philosophical question is raised as to which branch of government should be responsible for probation services, the Judicial or Executive branch. A current persuasion, favored by many study groups and consultants, leans towards the delivery of juvenile probation services by some social service agency under the auspices of the Executive Branch of government. Most recently, the Utah State Legislature's "Blue Ribbon Committee on Corrections" and the John Howard Association recommended that juvenile probation services, presently delivered by the State Juvenile Court, become the responsibility of a division of the State Department of Social Services, a part of the Executive Branch of State Government.

The Board of Juvenile Court Judges, upon reviewing such recommendations, concluded that a transfer of juvenile probation services from the Court to a social service agency would be detrimental to the best interest of the Court and the youth and families it serves.

The Board in arriving at its conclusion considered not only its experience in over a decade of activity, but the conclusions of a variety of organizations involved in shaping Utah's Juvenile Court System as constituted today.

Beginning with the deliberations of the numerous organizations and individuals, instrumental in the passage of the Juvenile Court Act of 1965 such as the State Legislature, Utah Bar Association, College of Law, University of Utah, State P.T.A. and supported by other national organizations including the National Council on Crime and Delinquency, the American Judicature Society and the United States Children's Bureau, the concept of probation services being directly attached to the Court received strong support.

The essence of the deliberation and study determined that:

1. Because of the unique nature of the Juvenile Court process, probation staff, both intake and supervision, are vital to the Court's function, from initial contact to termination. Case processing is directed by provisions of the Juvenile Court Act and requirements imposed by proper prosecutorial and defense standards and staff performance must be responsive accordingly. Direct affiliation of staff with the Court proper insures that response.

2. Unlike the adult probation officer who is involved in Court proceedings only upon conclusion of a trial, the juvenile probation officer is an integral part of the Juvenile Court structure and assumes specific responsibilities from the preliminary inquiry through supervision of the offender placed on probation. Each activity links back to the Court with staff accountable directly to the Judge.

3. Since the central idea of the Juvenile Court is to direct the young offender towards a life of responsible and productive citizenship, the legally trained Judge must have the services almost as in a partnership, of a person trained in the behavioral sciences — the probation officer.

4. With the passage of the Juvenile Court Act, special responsibilities would be placed on the Court which would require direct staff support in order to function effectively and efficiently. Reliance on a separate, outside agency for services was not envisioned and specific staff functions were enumerated by statute with the necessary resources attached directly to the Court.

Utah's statewide, unified Juvenile Court, directed by the Board of Juvenile Court Judges, provides a probation program offering uniform policies and procedures, a uniform, integrated records system, a standard management information system, flexibility in staff assignments and a responsive array of probation services.

# DEPARTMENTS OF THE COURT

## Judiciary . . .

The most important figures in the Juvenile Court system are the Judges. The Court's purpose and philosophy is accomplished largely through them. They are charged with the responsibility of protecting the community against further delinquency, insuring that the Court takes action which is in the best interest and welfare of each child appearing before the Court, and maintaining the dignity of the law and the public faith in the judicial system.

In addition to their judicial duties, they are ultimately responsible, as members of the Board of Judges of the Juvenile Court, for the policies and administrative procedures of the entire statewide Juvenile Court system. As members of the Board of Judges, they meet regularly to consider the state of the Juvenile Court throughout Utah, and to plan improvements and modifications in the system to keep pace with ever-changing patterns of delinquency.

The Judges serve within one of the five judicial districts throughout the State of Utah. They maintain the same standards of qualification as Judges of the District Courts of Utah, but they are appointed by the Governor of the State, and do not stand for re-election. The date of original appointment and the district in which each Judge is presently serving is shown on page iv.

The Judges of the Utah Juvenile Court are appointed for a term of six years. Each Judge is a member of the Utah State Bar in good standing, and is chosen without regard to political affiliation. From among the appointed Judges, a presiding judge is selected yearly by the Judges to serve as the official representative of the Board of Judges.

## Referees . . .

The Juvenile Court Act provides that the Judges of the Court may appoint qualified persons to serve as referees to assist with the legal processing of juvenile cases. Referees must be graduates of an accredited law school, and they serve at the pleasure of the Judges. Presently the Court utilizes the services of several referees in the more populated areas of the State.

Two half-time referee's serve the First District, George D. O'Connor and Timothy W. Healy. Mr. O'Connor has been a part-time

Referee since November 1965. Mr. Healy has been with the Court since January 1971.

One full-time referee serves the Second District. Richard W. Birrell has been with the Court since October 1963 and a Referee since March 1965.

The full-time Referee in the Third District has served since September 1973 and was increased from part time to full time July 1, 1976 to assume some of the increased work resulting from the assignment of the Vernal office to the Third District. Mr. Dean E. Terry served in this position until he retired in August of 1977. He was replaced at that time by Leslie D. Brown.

## Administration . . .

The Juvenile Court Act provides for a full-time Juvenile Court Administrator who serves at the pleasure of the Board of Juvenile Judges. His duties include budget preparations, fiscal control, personnel administration, inservice training, procurement of supplies and services, statistical reporting, coordination of court services with other agencies, and general management duties as chief executive officer of the Board. By delegation of authority from the Board, the Administrator also exercises general supervision over the District Directors of Court Services and the programs and activities for which they are responsible in the various judicial districts. The Administrator of the Juvenile Court is also the Utah Administrator for the Interstate Compact on Juveniles, being appointed to that position by the Governor of the State. Within each of the judicial districts, an individual is appointed to serve as Director of Court Services for that district. Appointment is made by the Judge of the district, with the approval of the Board of Judges. In the more rural districts a Senior Probation Officer may be appointed to serve as the local administrator with the assistance of the Judge.

## Probation . . .

The Probation Department is the service arm of the Juvenile Court. It has the general responsibility of carrying out or monitoring compliance with the orders and expectations of the Court. Probation officers may function as Intake Officers, or as Supervision Officers. Both are essential to the Court, although each



type of officer has different duties and responsibilities.

**Intake division** officers receive referrals which are made to the Court. Upon receipt of a referral the Intake Officer conducts a preliminary inquiry to determine whether the best interests of the child or the public require the filing of a petition before the Court. Intake Officers may also conduct voluntary short-term (60 days) intervention and, in general, supervise the processing and conduct of cases in which the child will not require long-term probation supervision. Oftentimes, Intake Officers take an active part in the dissemination of information to the public. They may give talks and presentations to community groups or they may conduct special schools for families of juveniles who are involved in drug abuse or alcoholism.

**Probation division** officers have the primary responsibility for juveniles who have been before the Court and who are ordered placed on a probation status. These officers may prepare complete social studies, evaluations, and diagnosis of individual cases and may determine and execute intervention plans over longer periods of time. They are responsible for periodic reports to the Court on the progress of each juvenile who is placed under their supervision. It is the duty of the probation officer to work directly with the juvenile and his family. Usually contact with the juvenile is intensive, and may amount to several contacts each week for several months or even years. The probation officer also brokers support services such as special education or job service in the community.

Through the Director of Court Services, the Court is able to insure that each juvenile and his family is given individual attention by a person qualified to provide the services a juvenile may need for his rehabilitation. It is this highly personalized service which makes the probation department such a vital part of the operation of the Juvenile Court. In the rural areas of the State, the Probation Officer may serve both the intake and supervision functions. While in the populated areas, the tasks are separated.

#### **Clerical . . .**

Each Juvenile Court district is served by a court clerk appointed and supervised by the Director of Court Services. The Court Clerk and Deputy Court Clerks prepare all legal process including the petition and summons, maintain the Court and Probation Department records, record and transcribe court hearings

and prepare dockets, orders and minutes of Court proceedings.

#### **Interstate Compact Supervision . . .**

As a member of the Interstate Compact on Juveniles, the Court accepts supervision of juveniles who move to Utah from another state, but who are under court supervision prior to moving. In turn, the Court often requests supervision for juveniles residing in Utah under court supervision, but who are contemplating a move to another state. Compact supervision has proven to be a valuable service on behalf of juveniles.

#### **Volunteer and Student Programs . . .**

Volunteers are utilized extensively by the Court, usually at the local district level. Volunteers offer an excellent way for members of a community to be actively involved in the Court process. Each year many volunteers serve the Court in a variety of ways ranging from juvenile counseling and supervision, to tutoring, chaperoning, and fund raising.

Students from all of the State's Universities and Colleges, are provided a valuable learning experience while serving in a variety of field and work study placements at the Court. Each year several graduate students conduct research on the Juvenile Court system.

#### **Agencies . . .**

The Court maintains close liaison with agencies which are concerned with the welfare of juveniles and families. In many cases teams from such agencies are attached directly to the Court. Each year many juveniles and families are referred to these agencies by the Court. Primary agencies serving the Court in this capacity are the Division of Family Services, Mental Health, County Attorney, Rehabilitative Services and Sheriff.

#### **Detention Centers . . .**

The Utah law provides that "a child cannot be placed or kept in a detention facility pending court proceedings unless it is unsafe for the child or the public to leave him with his parents, guardian, or custodian." In addition, the child cannot be held in detention longer than forty-eight hours, excluding Sundays and holidays, unless an order for continued detention has been made by the Court. Provisions of law regarding bail do not apply to detained juveniles, with certain exceptions for out-of-state children.

One of the most frequently heard criticisms of juvenile courts is that "it won't do any good to refer a child because they don't do any-



thing." Further discussion of this criticism usually reveals that what is meant is that most of the children who are referred to the Court are either allowed to return home pending a hearing, or are not placed back in detention after the hearing. The fact is often overlooked that the law does not permit detention centers to be used as a punishment or corrective measure under present statutes.

Detention of juveniles is the responsibility of each county which, when certain state standards are met, can obtain up to 50% funding from the State. The judge in each district must designate each place of detention as appropriate before a child may be detained therein. Most juveniles requiring detention are held in the three main detention facilities which are the Moweda Youth Home in Roy, the Salt Lake County Detention Center and the Utah County Youth Home.

### Advisory Committees . . .

The State Advisory Committee and the Advisory Committees serving the local jurisdictional districts are considered an integral part of the Juvenile Court System. Their primary function, as outlined in the model Juvenile Court Act of 1965, is to study and make recommendations concerning the operation of the Juvenile Courts. Each Advisory Committee is made up of citizens representative of civic, religious, business, and professional groups, as well as other citizens interested in the protection and well-being of children and families in the State of Utah.

The Advisory Committee provides a forum by which the Administrator of the Court, and the Presiding Judge (who are ex-officio members of the Committee) may relate the activities and philosophy of the Juvenile Court to that of the State and its various communities. Membership on this Committee requires a considerable investment of time and energy. Although the Committee is staffed with volunteers, it is the Juvenile Court's direct link to the citizenry, and therefore is of great value. The current members of the Utah Juvenile Court Advisory Committee are as follows:

#### ERNEST H. DEAN, American Fork

State Senator, Utah County; Member of Utah Legislature for 20 years; Served as Speaker of the House, Majority and Minority Floor Leader and President of the Senate. President of the Western Division of the Council of State Governments; Awarded a plaque for Most Outstanding Man in Vocational Education in Utah by Utah Vocational Association, Recognized nationally for work on President Kennedy's Panel of Consultants on Vocational Education. Named Educator of the Year for Utah. Term: 4 years, April 1, 1980.

#### DAVID S. DOLOWITZ, Salt Lake City

Attorney at law; member, law firm of Parsons, Behle and Latimer; Utah State Bar; American Bar Association; former Director, Utah Legal Services; active in establishing first juvenile defenders program in the Second District Juvenile Court; graduate, Yale University and University of Utah. Term: 4 years, April 1, 1980.

#### JOHN M. GARR, Dragerton

Member, Utah House of Representatives; guidance counselor, Carbon School District; past president, East Carbon Wildlife Federation and Board of Directors of the Carbon County Education Association; past vice president and present member of the Board of Directors of the Carbon Credit Union; member, Judicial Nominating Commission for the Seventh Judicial District of Utah; chairman, Carbon County Democratic Party and member, State Central Democratic Committee; vice-commander, American Legion Post 137; president-elect, Utah State Counselors Association. Term: 4 years, April 1, 1980.

#### BRUHNEILD HANNI, Salt Lake City

Chairman of Second District Juvenile Court Advisory Committee and member, Salt Lake County Detention Center Advisory Committee; State PTA Legislative Coordinator; Secretary for Developmental Disabilities, Inc. (Primary Children's Medical Center); Treasurer, Youth Tobacco Advisory Council; Chairman, Blue Ribbon Committee on Teacher Recertification; Vice chairman, Utah Judicial Advisory Council; Chairman, Vandalism Awareness campaign; Secretary, Utah Community Education Foundation; member, Women's Utah Motor Transport Association; member, Women's Utah Legislative Council. Term: 4 years, April 1, 1978.

#### SHERMA HANSEN, Chairman, Brigham City

Attorney at law; member, First District Juvenile Court Advisory Committee; active member, Church of Jesus Christ of Latter-Day Saints; member, Soroptimist Club. Has served as a member of the State Advisory Committee since its first meeting in February 1970. Term: 4 years, April 1, 1980.

#### HARRIET MARCUS, Salt Lake City

Past staff member of the University of Michigan, University of Utah, and the Children's Center. Past board member and officer, League of Women Voters, Salt Lake County Detention Center Advisory Board, Community Services Council, CAP Board, Second District Juvenile Court Advisory Board, and Utah State Conference on Human Services; Presently a child psychologist and marriage/family counselor; March of Dimes Planning Committee; Board member, Citizens for Utah Courts and Utah Board of Pardons. Term: 4 years, April 1, 1978.

#### SUSAN R. MARQUARDT, Ogden

Member, Advisory Board, Youth Development Center; member, National Association of Social Workers; member League of Women Voters; member, Y.W.C.A. Advisory Board; past president, Junior League of Ogden; past moderator of the Presbytery of Utah; board member, United Way of Northern Utah; past member, Board of Utah Girl Scout Council and Board of Children's Aid Society; supervising Probation Officer, First District Juvenile Court. Term: 4 years, April 1, 1980.

#### JAMES A. PETERSON, Bountiful

Director of Mass Marketing, Beneficial Life Insurance Company; past member, Bountiful Law Observance Advisory Board; former bishop, Owyhee Ward in Oregon, former stake Sunday School superintendent; former district chairman, Lakeshore District Boy Scouts of America; former staff member, Utah Insurance Commission; member, First District Juvenile Court Advisory Committee. Term: 4 years, April 1, 1978 and is one of the original members.

**JAY T. RICHMAN, Fillmore**

Principal of Millard High School. Teacher, Guidance counselor in Ogden City Schools; Guidance counselor, Twin Pines Boys' Ranch and High School, Banning, California; Director of Guidance, Yucca Valley High School, California; Guidance Counselor, Fontana High School, California; Counselor and Instructor, College of the Desert, California; Instructor, Chapman College, Orange, California. Bachelor of Science and Master of Science degrees, Utah State University; Advanced study University of California, Riverside; Active member LDS Church; Member, Utah Association of Secondary School Principals; Member, National Association of Secondary School Principals; President Millard County Principals Association; served as Navigator in U.S. Air Force.

**ROBERT R. SONNTAG, Salt Lake City**

Retired after 46 years with United States Fidelity & Guaranty Company, twenty-four of those years as manager of the Utah-Idaho Branch; has served three terms in the Utah House of Representatives; past director and president of the Utah Safety Council and helped form the Utah Council for Criminal Justice; past president and member of the Salt Lake City School Board; presently serving as a member of the Institutional Council for Southern Utah State College; active member of the Church of Jesus Christ of Latter-Day Saints having served as a Bishop and member of Parleys Stake Presidency.

**PHYLLIS SOUTHWICK, D.S.W., Salt Lake City (Bountiful)**

Director, Continuing Education Program; Chair, Community Organization Committee; Implementation Committee; Group Work Committee; Sequence and Program Committee; Grant Project Director on National Institute of Mental Health, 1977-80; Grant Project Director on National Institute of Mental Health; National Chairperson, Council on Social Work Education Annual Program Meeting, Boston 1979; Bountiful City Councilperson, 1978-82; President, Utah State Women's Legislative Council, 1977-79; Director of Curriculum Development and teaching materials for Group Home Houseparents,

1977-78; Director for Group Home Administrators project, 1978.

**ANTHONY W. STEPHENSON, Cedar City (Retired)**

Former City Manager, Cedar City; Professor Emeritus and former Dean, School of Business, Technology and Aerospace Studies, Southern Utah State College; holds B.S. and M.B.A. degrees and advanced study at U.C.L.A.; former officer, Utah Business Teachers Association, Western Business Education Association, Cedar City Coordinating Council; member, Utah Council for Economic Education, Lion's Club; former finance clerk, Cedar City Second Ward, Church of Jesus Christ of Latter-Day Saints. Term: 4 years, April 1, 1980.

**JOSE L. TRUJILLO, Tooele**

Director of Human Relations/Multicultural Education, Tooele County School District; past junior high school teacher; past elementary school principal, past Ombudsman for Tooele City and County; state Vice President of Education, S.O.C.I.O.; member, Utah State Board of Education Committee for Minority Education; chairman, United Way; chairman, Governor's Policy Advisory Group for Spanish Speaking Affairs; member, Family Practice Advisory Board, past member, Mental Health Centre Murray, Tooele, Jordan. Term: 4 years, April 1, 1980.

**FLORIEN J. WINERITER, Salt Lake City**

Program Director for KSL radio having served previously as political specialist and newscaster for KSL AM/FM/TV; member of the Utah House of Representatives in 1957-58; past president of the Granger-Hunter Community Council; former member of Salt Lake County Planning & Zoning Commission; past member of the Advisory Committee of Second District Juvenile Court; former member of the Salt Lake Community Services Council Advisory Committee; past member and president of the Granger Lions Club and was honored as Utah Lion of the Year in 1965; active in leadership role at the First Unitarian Church serving as chairman of the Sabbatical Committee, also serves on the Pulpit Committee; long-time member of the Unitarian Church Credit Union.

# ABOUT THE DATA PRESENTED

This report presents information gathered and summarized by the Utah Juvenile Court during 1977, utilizing the computerized information system which became operational during 1973. Basic referral information was obtained from police reports, other referring agencies, and from results of probation officer interviews with the juveniles and their families. The information was then entered directly into the on-line processing and information system by use of remote video terminals located in the various Juvenile Court offices throughout the State. This information gathering system, called PROFILE (Processing Records On-Line For Instant Listing and Evaluation), eliminates much of the error in data collection common to most information systems. Since a by product of collecting the information is the production of the key documents such as the intake receipt form, petition/summons and judicial docket.

Since the amount of statistical information which can be included within a report of this type is limited, only that information thought to have the most far-reaching implications to the people of Utah has been included. More detailed information relating to specific areas of interest, or to specific geographic areas within the State, is available on request.

It should be noted that many children whose actions or social conditions might warrant action by the Juvenile Court are not referred to the Court and are therefore not included in these data.

**Consequently, the data presented in this report cannot be taken as a complete measure of the extent of delinquent behavior in the State.**

Some children are not referred simply because the matter is not reported or the child is not apprehended. Of those children suspected of being involved in situations of delinquency or neglect, a large portion do not need referral to court because sufficient services are provided by other agencies within the community. Likewise, not all activities of juveniles reported to the police are subsequently referred to the Juvenile Court. Many police agencies within the State maintain youth counseling programs for juveniles whose needs are best met by a warning and release to their parents. Other factors which influence the referral of children to the courts include community attitudes, local laws and

ordinances, law enforcement practices, and district intake policies.

The referrals described in this report arise from situations in which the juvenile and his circumstances are thought to be within the Court's jurisdiction and his interests and those of the community were thought to be served best by the direct intervention of the Court or its probation department.

When it has been decided by a referring agency that a child's action or social condition warrants intervention by the Court, he is referred, and the intake department begins the process of inquiry and recommendation. There are numerous ways in which a referral may be dealt with by the Court. However, the best interest of the child, balanced with what is in the best interest of the community, must always be considered.

During the intake process the necessary data regarding the offense type, and the social and demographic characteristics of the child and his family are collected and stored in the Courts computer system for later retrieval and analysis. With each referral, the date of offense, date of receipt by the Court, and the eventual disposition is recorded. Parents and the child are interviewed for social information, including the child's age, sex, current address, family structure, and child's living arrangement, and this information is recorded for future use.

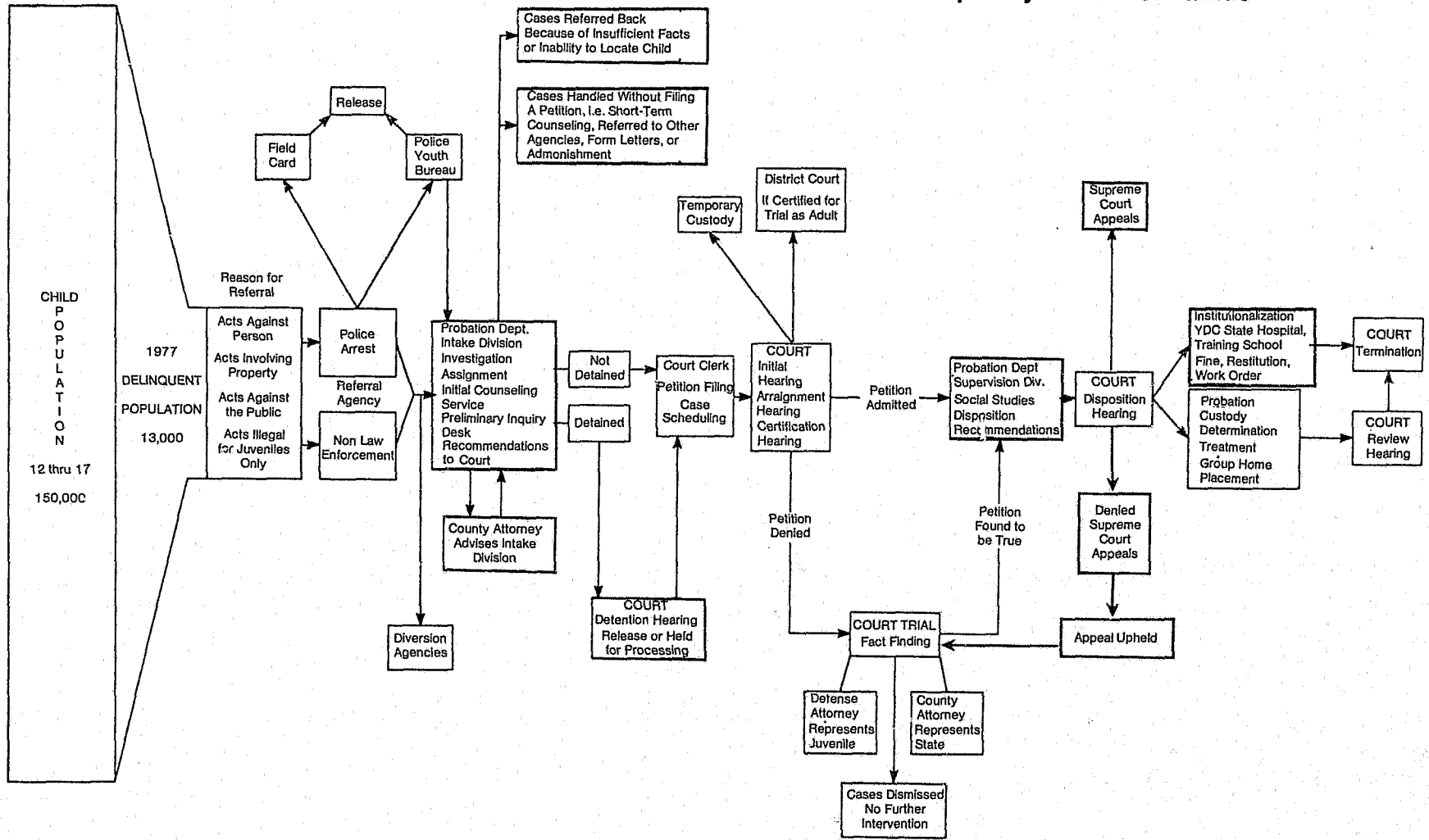
It is from the above data, collected throughout the year, that the statistical information which follows has been obtained. The chart on the following page provides a view of the many paths a referral may take as it proceeds through the Juvenile Court system from intake to final disposition.


Four units of measurement are used in this report. They are: Referrals, Offenses, Children, and Dispositions. Care must be taken when reading and comparing this report to avoid confusing these different units. Each is defined and clarified below.

## Referrals . . .

A referral is a written statement, received by the Juvenile Court, alleging that a condition exists which if proved, would bring the person named in the statement within the jurisdiction of the Juvenile Court. A referral may originate from police, schools, concerned citizens, or

# Utah Juvenile Court Delinquency Case Flow Guide





even the Juvenile Court. Sometimes a referral is started by a child's family, or by the child himself.

The number and type of referrals received give the court staff a good indication of current delinquency trends, changes in types of delinquent acts over the years, and suggestions as to what might be done in the future to prevent an increase in delinquency.

Referrals are often used by Juvenile Courts as an indication of the staff's workload. By comparing the type and numbers of referrals the Court can make the most efficient use of staff members and community resources.

There are five types of referrals which can be received by the Juvenile Court. Each type is quite unique, and each one represents a different area of responsibility which the Juvenile Court has been given by the Utah Legislature. They are:

<b>Criminal</b>	Violations of the Utah Criminal Code.
<b>Status</b>	Acts which are illegal for children only, such as possession of alcohol or curfew.
<b>Traffic</b>	Violations of traffic laws and ordinances by juveniles.
<b>Dependency Neglect or Abuse</b>	Conditions in a child's life which deprive him of proper care or treatment, or make him a ward of the State.
<b>Adult</b>	Contributing to the delinquency or neglect of a juvenile by a person 18 years of age or older.

It is important to note that a referral may contain one or more offenses (specific violations of the law) and one juvenile may be referred several times during the year. The tables and figures which follow describe and compare the types and numbers of referrals received by the Court during the past year. In some cases referrals for several years have been summarized to illustrate trends in delinquency.

Traffic and adult referrals reported, do not reflect the total number of referrals to courts, since in these matters the Juvenile Court shares concurrent jurisdiction with various other courts throughout the State of Utah. The proportion of these types of referrals handled by the Juvenile Court varies considerably within the various judicial districts.

#### **Offenses . . .**

An offense is a specific violation of the law for which a juvenile has been referred to the Court. Although a juvenile may only have one

referral to the Court during the year, he may have committed multiple violations of the law, each one of which constitutes a separate delinquency offense. Because of their relationship to the actual delinquent acts of a juvenile, offenses are generally considered to be the most accurate and important measure of the amount and type of delinquent behavior occurring in a community and throughout the State. The number and types of offenses reported are partially dependent on the structure of the community in that they tend to change as economic and social conditions change. Changes within a specific neighborhood may often result in measurable changes in delinquency rate and patterns as indicated by the offenses reported to the Court.

There are often major differences between the types of offenses committed by boys and girls. In general, offenses committed by boys tend to be more violent and destructive. Offenses such as assault, robbery, burglary, and destruction of property are most frequently reported for boys, while girls tend to be reported for such offenses as shoplifting, runaway, ungovernable, and possession of alcohol. In general, boys tend to commit destructive acts, while girls tend to commit status offenses (illegal for children only).

Offenses are grouped into four main categories based upon the type of victimization, or the impact of the offense on the community. The four types of offenses are:

<b>Acts Against Persons</b>	Where the primary result is personal injury or harm to another person.
<b>Acts Involving Property</b>	Where the primary result is damage or loss of private or public property.
<b>Acts Against Public Order</b>	Where the primary result is disruption of the routine or security of the community or family.
<b>Acts Illegal For Children Only</b>	Where the primary result is a condition which endangers the child or results in conditions not in his best interest.

#### **Dispositions . . .**

For each referral received by the Juvenile Court, an appropriate disposition must be made. A disposition is a decision by the Juvenile Court as to what course of action should be taken regarding the child referred. Since the dispositional order of the Court directly affects the life of the child and his

family, great care is taken by the Court to arrive at a disposition which strikes a balance between the best interest of the child, and the best interest of the community in which he lives. Good dispositions require thorough investigation and diagnosis by the intake department of the Court and, in some cases, intensive and long-term follow-up by the probation department, or social service agencies serving children. Once a dispositional order has been made, it remains in effect until the Court decides to terminate jurisdiction of a juvenile. During the time a dispositional order is in effect, the Court may require the child and his family to appear before the Court for periodic review of the progress being made.

Referral dispositions may be grouped into two major categories, intake action, and judicial action. No formal petition is filed when a referral is disposed of by intake action without petition, whereas a petition is filed and a hearing held before a judge in judicial dispositions. Cases are generally handled by intake action when the child is admitting the facts and the intake department feels that no judicial intervention is necessary. Judicial dispositions are generally made when the delinquent act is very serious, or the child is likely to continue committing delinquent acts unless the Court undertakes serious intervention

into his life. In cases where a child is denying the charges against him, the referrals are always set for hearing before a judge unless a county attorney deems otherwise.

Multiple dispositions may be made for each referral made to the Court particularly when multiple offenses are contained on one referral. As a result, each referral may have a primary and several secondary dispositions. Because of complexity, secondary dispositions will not be reported in the following data except when a particular disposition appears frequently enough to warrant comment.

### **Children (Youth) . . .**

The basic unit of measurement used by the Court is "child" or "person". One child can be referred several times for even more offenses and have multiple actions (dispositions) taken by the Court or its probation department. When comparing children with the other units of measure, it will always be the smallest in number. For example, in 1977 the Court or its probation department dealt with children referred \_\_\_\_\_ times for over \_\_\_\_\_ offenses with over \_\_\_\_\_ distinct dispositions made. It is important that the reader distinguish among the various units of measurement used in this report and thus avoid confusion when attempting to compare dissimilar data.

# NUMBER OF REFERRALS TO UTAH JUVENILE COURT DISTRICTS 1977

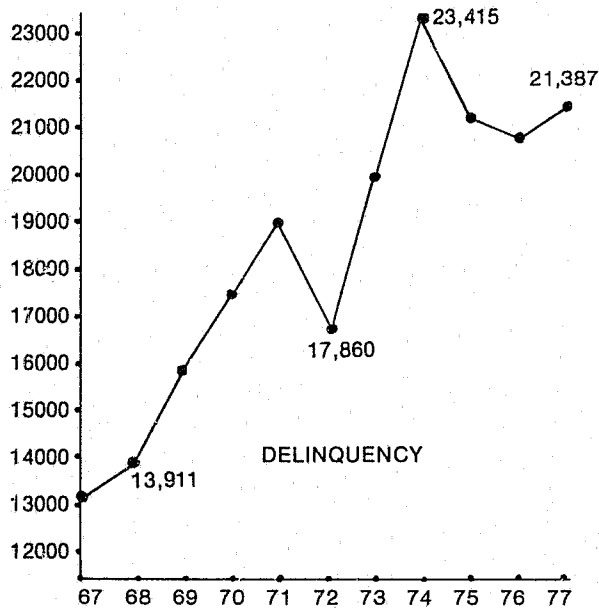
District & County	Criminal	Status	Total Delinquency	Dependency Neglect Abuse	Adult	Traffic	Total Referrals
<b>First District</b>							
Box Elder	356	226	582	16	5	489	1,092
Cache	323	91	414	6	1	1,269	1,690
Davis	1,579	560	2,139	73	5	1,122	3,339
Morgan	10	41	51	0	1	114	166
Rich	10	0	10	0	0	19	29
Summit*	59	15	74	8	5	49	136
Weber	1,886	512	2,398	199	42	1,086	3,725
Sub Total	4,223	1,445	5,668	302	59	4,148	10,177
<b>Second District</b>							
Salt Lake	6,779	2,112	8,891	935	51	2,929	12,806
Tooele	258	151	409	36	0	192	637
Sub Total	7,037	2,263	9,300	971	51	3,121	13,443
<b>Third District</b>							
Juab	48	39	87	1	2	46	136
Millard	39	15	54	2	0	137	193
Sanpete	48	26	74	6	0	112	192
Utah	2,324	1,414	3,738	114	64	3,686	7,602
Wasatch	35	26	61	0	1	93	155
Daggett*	1	1	2	0	0	0	2
Duchesne*	132	127	259	14	3	166	442
Uintah*	246	141	387	20	8	491	906
Sub Total	2,873	1,789	4,662	157	78	4,731	9,628
<b>Fourth District</b>							
Beaver	16	9	25	3	0	18	46
Garfield	24	13	37	4	2	26	69
Iron	241	64	305	13	12	81	411
Kane	40	26	66	9	6	14	95
Piute	11	2	13	3	1	11	28
Sevier	198	110	308	15	22	202	547
Washington	145	50	195	25	10	35	265
Wayne	18	18	36	0	11	13	60
Sub Total	693	292	985	72	64	400	1,521
<b>Fifth District</b>							
Carbon	192	145	337	36	15	260	648
Emery	73	32	105	7	2	123	237
Grand	151	45	196	4	1	87	288
San Juan	96	38	134	3	0	14	151
Sub Total	512	260	772	50	18	484	1,324
<b>State Total</b>	<b>15,338</b>	<b>6,049</b>	<b>21,387</b>	<b>1,552</b>	<b>270</b>	<b>12,884</b>	<b>36,093</b>

Percent change +/- (-) over 1976      +8%      (-9%)      +2½%      (-4%)      +13½%      (-5½%)      (-1%)

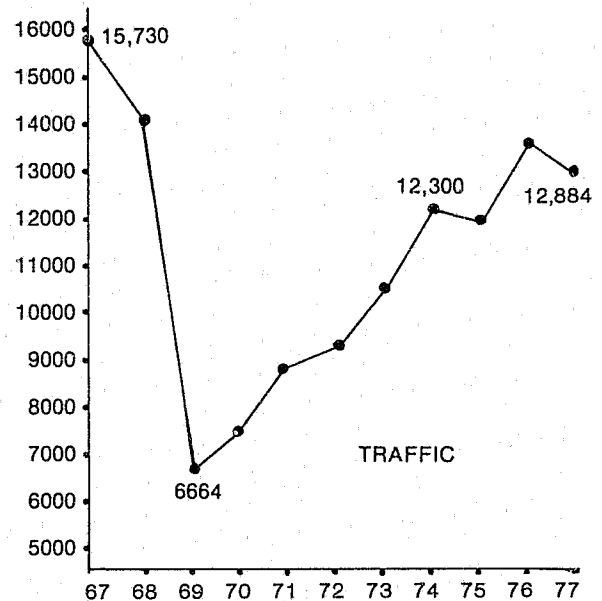
\* Summit County was handled by 1st District in 1977 whereas Daggett, Duchesne and Uintah Counties were handled by Third District.



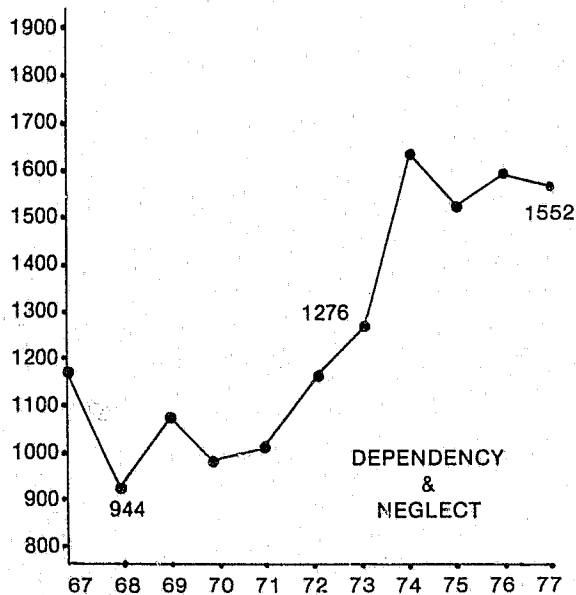
# STATEWIDE 10 YEAR REFERRAL COMPARISONS



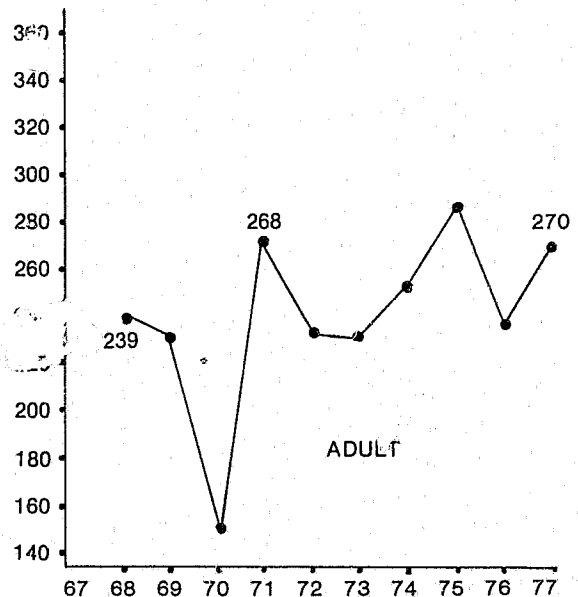
COMMENT: Delinquency has continuously grown since World War II except for an occasional year. 1976 marks the first time delinquency referrals have declined two years in a row since the early 1940's. 1977 shows a modest 2½% growth.



COMMENT: The significant reduction of referrals in 1969 resulted from the loss of exclusive jurisdiction over juvenile traffic matters. Since that time an unknown number of traffic referrals have been handled by City Courts.



COMMENT: Although dependency & neglect does not constitute a large portion of total referrals (4%) they require significantly more judicial time since the less serious cases are generally handled without court referral by the Division of Family Services. Most of such cases referred to court thus require complicated and extensive court hearings.



COMMENT: The Court only handles adults contributing to the delinquency or neglect of minors. Since these cases may also be handled in appropriate adult courts, the numbers above reflect only that portion referred to Juvenile Court. 1967 Data not available

## DELINQUENCY REFERRAL RATES PER 1,000 YOUTH POPULATION 1970 & 77

District & County	1970			1977		
	Teen Pop. 1970	Criminal Referrals Per 1000	Status Referrals Per 1000	Teen Pop. 1977	Criminal Referrals Per 1000	Status Referrals Per 1000
<b>First District</b>						
Box Elder	4,248	27	17	3,989	89	57
Cashe	5,110	34	15	5,251	62	17
Davis	15,850	44	31	17,091	92	33
Morgan	655	14	8	684	15	60
Rich	220	5	0	168	60	0
Summit	872	38	22	975	61	15
Weber	17,158	78	22	14,534	130	35
Sub Total	44,113	54	24	42,692	99	34
<b>Second District</b>						
Salt Lake	60,909	81	63	57,560	118	37
Tooele	3,295	47	25	3,135	82	48
Sub Total	64,204	80	61	60,695	116	37
<b>Third District</b>						
Juab	610	15	25	624	77	63
Millard*	1,107	23	31	934	42	16
Sanpete	1,484	40	49	1,429	34	18
Utah	17,475	71	82	18,517	126	76
Wasatch	896	35	46	861	41	30
Daggett	83	120	24	75	13	13
Duchesne	1,205	46	59	1,465	90	87
Uintah	2,019	43	26	2,254	109	63
Sub Total	24,879	61	69	26,159	110	68
<b>Fourth District</b>						
Beaver	555	11	59	454	35	20
Garfield	482	56	41	435	55	30
Iron	1,604	52	74	1,640	147	39
Kane	362	75	30	465	36	56
Piute	143	49	21	175	63	11
Sevier	1,470	48	76	1,527	130	72
Washington	2,031	29	19	2,393	61	21
Wayne	249	36	28	225	80	80
Sub Total	6,896	42	49	7,314	95	40
<b>Fifth District</b>						
Carbon	2,190	68	60	1,761	109	82
Emery	818	57	84	1,178	62	27
Grand	870	72	206	829	182	54
San Juan	1,277	59	26	2,201	44	17
Sub Total	5,155	65	80	5,969	86	44
<b>State Total</b>	<b>45,247</b>	<b>67</b>	<b>51</b>	<b>142,829</b>	<b>107</b>	<b>42</b>

\* Youth 12 thru 17 residing in each county during October & November 1970 and 1977 according to the State School Census reports for those years.

### COMMENT

Referral rates per 1,000 "youth" population ages 12 through 17, show how many referrals are generated by the population at risk. The population of 12-17 is so defined since it contributes over 93% of all delinquency referrals.

Referral rates to court do **NOT** necessarily indicate actual delinquency rates in the population. Too many other factors influence referral rates such as police policy, numbers and efficiency, diversion efforts, community attitudes, etc. Many juveniles who commit illegal acts are not apprehended. Many are caught but not referred to court. The rates at the left are thus, at best, a partial indicator of delinquency.

When a county population is small such as Rich, Piute or Daggett, wide fluctuations in rates are not uncommon. In fact, in these counties a delinquent activity involving several youth, such as a beer party, can significantly affect delinquency rates.

10 counties registered a rate increase and 10 a decrease. A large increase such as in Utah county may indicate an increase in community reliance on the Juvenile Court or greater numbers of law enforcement personnel.

**NOTE:** A rate is a percentage i.e., the 100 referrals per 1000 shown for Salt Lake County can be restated to say delinquency referrals amounted to 14% of the teen population during this year.

# DELINQUENCY RECIDIVISM BY COURT DISTRICT 1977

The following recidivism information relates to the 13,241 youth referred one or more times during the year. All prior referrals, even

though they did not occur in 1977, were used in measuring recidivism giving a more realistic picture of a youth's true recidivism rate.

Referral	First District		Second District		Third District		Fourth District		Fifth District		State Total	
1st	1,820	52%	2,752	47%	1,180	45%	336	54%	287	52%	6,375	48%
2nd	629	18%	1,064	18%	478	18%	120	19%	93	17%	2,384	18%
3rd	294	8%	529	9%	258	10%	66	11%	39	7%	1,186	9%
4th	197	6%	367	6%	172	7%	32	5%	36	7%	804	6%
5th	125	4%	243	4%	127	5%	12	2%	19	3%	526	4%
6th	101	3%	170	3%	83	3%	18	3%	28	5%	400	3%
7th	67	2%	140	2%	53	2%	8	1%	16	3%	284	2%
8th	59	2%	115	2%	52	2%	11	2%	6	1%	243	2%
9th or more	235	7%	531	9%	234	9%	16	3%	23	4%	1,039	8%
Total	3,527	100%	5,911	100%	2,637	100%	619	100%	547	100%	13,241	100%

Based on the most simple definition of recidivism, that is, a youth was referred to Court for delinquency having one or more prior delinquency referrals, the statewide recidivism rate was 52%. Nineteen percent of the youth referred had five or more referrals with 8% qualifying as chronic offenders because of nine or more referrals, some of which were received in 1977.

A more accurate statement of recidivism must include a repeat offense severity component. Certainly a shoplifter who repeats by committing a burglary is a more serious recidivist than one who violates curfew.

Our statistics show that the more referrals a youth has, the more likely he will commit a more serious offense. For example, the likelihood that a youth will commit a second degree

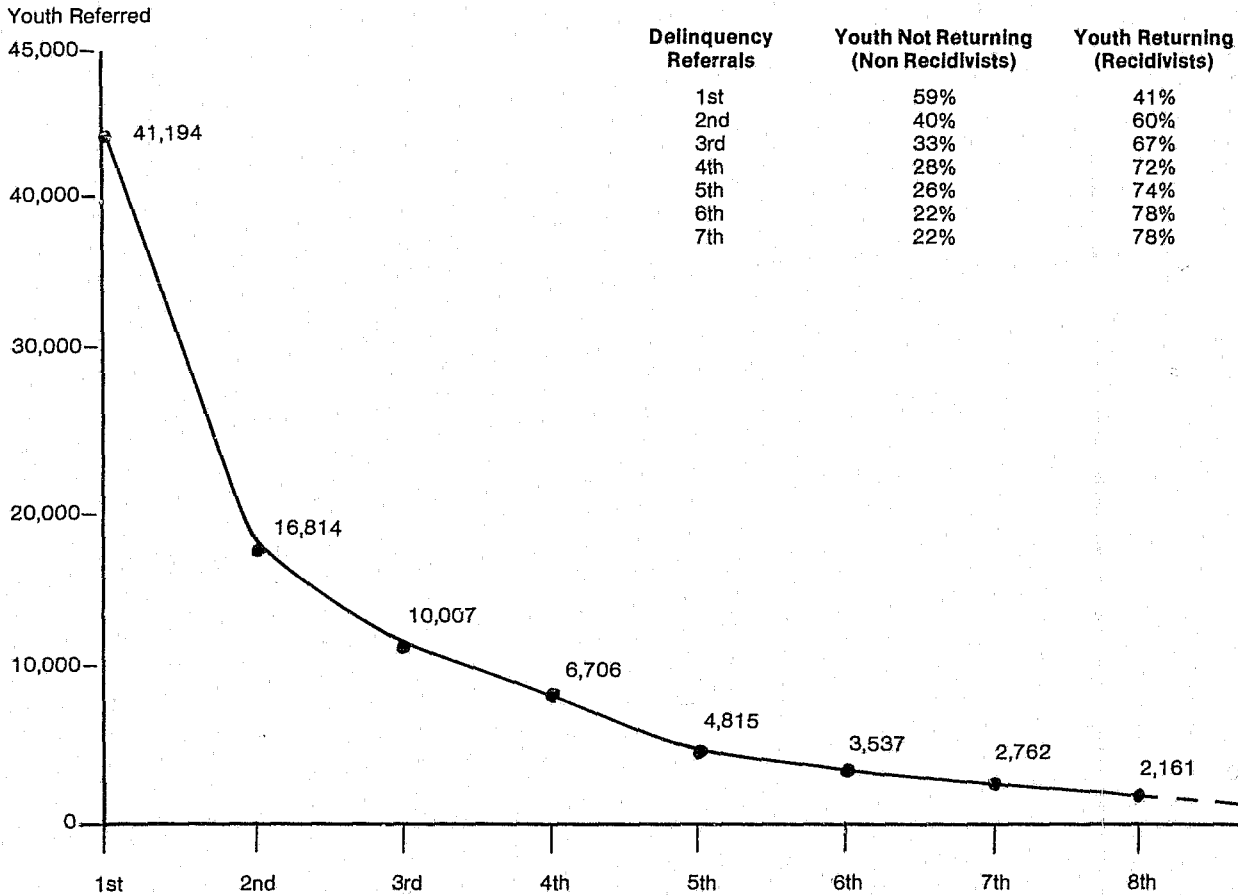
felony on his first referral is 4% which increases to 11% after nine or more referrals. Third degree felonies increase in likelihood from 5% to 9% of offenses committed on the first referral vs. the ninth or more. In comparison, a youth has a 42% chance of committing an infraction or class C misdemeanor on his first referral which is reduced by more than half to (17%) after nine or more referrals.

Note that the most rural districts, Fourth and Fifth, had the least recidivism and the lowest percentage of chronic recidivists.

Also note that 66% of the youth referred (8,759 of the 13,241) were not recidivists or only had one prior referral indicating that the process of apprehension and handling by the Court may have had a salutary effect on their subsequent behavior.

# UTAH JUVENILE COURT

## RECIDIVISM RATES OF 41,194 YOUTH REFERRED FOR DELINQUENCY (WHO ARE NOW OVER 18 YEARS OLD) FROM 1968 THROUGH 1975



### DELINQUENCY REFERRALS TO COURT

The above recidivism data reviews youth who are now out of the system relating recidivism to the individual rather than the years in which he was referred. The results give a much more accurate picture of recidivism by showing where a youth ends up in the system rather than where he was at an earlier point in time. 41,194 youth were reviewed resulting in the following significant facts.

1. 59% of youth referred to Court once do not return.
2. After 3 referrals, only 6,706 youth (16%)

return the fourth time suggesting that the process succeeds in eliminating 84% of all youth referred after 3 referrals.

3. Recidivism rates increase significantly following each referral until the return risk is almost 80% after 7 referrals.
4. The Court, or its intake division, comes in contact with a significant portion of all youth (estimated at 30%) one or more times for delinquency during their teen years.

# OFFENSE SEVERITY SUMMARY — 1977

The five Juvenile Court Districts dealt with 13,241 youth one or more times during 1977 for delinquency. These youth committed 26,371 offenses which were dealt with by the

Court or its probation department. The following chart shows the general categories of offenses based on the Utah Code classification as reported to the Court.

Offense Classification	First District		Second District		Third District		Fourth District		Fifth District		State Totals	
Felonies												
Capital	0	*	3	*	2	*	0	*	0	*	5	*
1st Degree	11	*	67	1%	4	1%	0	*	5	1%	87	*
2nd Degree	387	6%	1,019	8%	136	2%	42	4%	45	5%	1,629	6%
3rd Degree	381	6%	834	7%	205	4%	104	10%	74	8%	1,598	6%
Sub Total	779	12%	1,923	16%	347	7%	146	14%	124	14%	3,319	12%
Misdemeanors												
Class A	630	10%	1,706	13%	490	10%	144	13%	111	12%	3,081	12%
Class B	1,417	22%	2,522	20%	1,157	23%	212	20%	176	18%	5,484	21%
Class C	1,209	18%	2,510	20%	688	13%	123	11%	116	12%	4,646	18%
Sub Total	3,256	50%	6,738	53%	2,335	46%	479	44%	403	42%	13,211	51%
Infractions	771	12%	952	7%	392	8%	106	10%	125	13%	2,346	9%
Status	1,704	26%	3,136	25%	1,996	39%	348	32%	311	32%	7,495	28%
District Totals	6,510	100%	12,749	100%	5,070	100%	1,079	100%	963	100%	26,371	100%

\* Less than 1/2 of 1%.  
+ Includes Vernal office.

Note that First and Second District have less status offenses than the rest of the State especially Third District. Diversion efforts and attempts by the two Courts to limit status offenses have contributed significantly to this reduction.

Second District had the greatest proportion of felony offenses. 58% of all felonies in the State were handled by Second District, our most urban area, even though they only have 43% of the youth population.

Local referral habits and a community's use

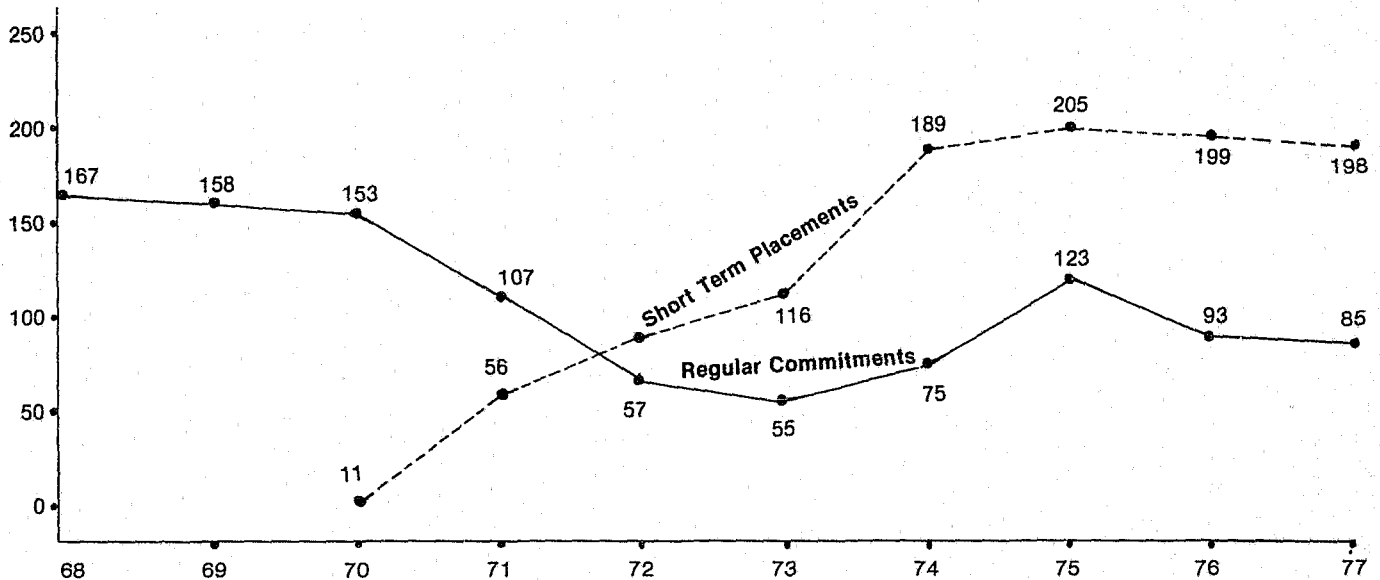
and expectations of the Juvenile Court contribute significantly to the conditions indicated in the above information.

Also note that 3,319 felonies were referred to the Juvenile Courts during 1977 compared with 3,074 filed with the Adult District Courts of the State during fiscal 1976. Although it is assumed that the City Courts screened a number of adult felony cases, eliminating District Court filing, the comparison still indicates the relative seriousness of the juvenile delinquency problem.

## 1977 OFFENSE SUMMARY

District	Acts Against People		Acts Involving Property		Acts Against Public Order		Acts Illegal For Juveniles		Total	
First	322	5%	2,566	41%	1,746	28%	1,670	26%	6,304	100%
Second	696	5%	5,971	48%	2,771	22%	3,111	25%	12,549	100%
Third	102	2%	1,557	31%	1,345	27%	2,028	40%	5,032	100%
Fourth	18	2%	477	40%	340	28%	360	30%	1,195	100%
Fifth	47	5%	332	36%	239	26%	301	33%	919	100%
STATE TOTAL	1,185	4%	10,903	42%	6,441	25%	7,470	29%	25,999	100%

## COMMITMENTS TO THE YOUTH DEVELOPMENT CENTER 1968-1977



The Youth Development Center located at Ogden, Utah, provides a residential facility for those children who have demonstrated the need for security and control beyond that provided in an open community setting. Children sent to the Center by the Juvenile Court are generally those who have repeated delinquencies, or whose delinquent acts are serious crimes, and who represent a significant threat to the welfare of the community. Many of the children sent to the Center have been tried without success, in a variety of less secure placements prior to their commitment. YDC is administered by the State Department of Social Services, and is considered to be an important and necessary part of the juvenile justice system for Utah.

In addition to the utilization of the Center for long-term commitment of children in need of secure residential facilities, the Juvenile Court has, since 1970, sent children to the Center for short-term treatment and evaluation. Under this program a child may be sent to the Center upon an order of a juvenile judge, for a period of 60 to 90 days for observation and evaluation, and subsequent recommendation by the Center as to his ultimate disposition. While the child is at the Center, the staff conducts extensive social, personality, medical, and academic evaluations, and provides results to the Court. At the conclusion of the evaluation period the child is returned to the Juvenile Court for further disposition.

The table above presents the relative use of the commitment and short-term treatment and evaluation programs, by the Juvenile Court since 1968. The use of short-term evaluations has increased sharply since the beginning of the program. YDC remains a central part of the treatment alternatives for the most involved delinquent.

## THE INTERSTATE COMPACT ON JUVENILES

In 1955 Utah became one of the first states to adopt the Interstate Compact on Juveniles. Since 1965 the Juvenile Court Administrator has been appointed by the governor as the Compact Administrator. Although adopted to facilitate the return of runaways, escapees and absconders as well as provide reciprocal out-of-state placement opportunities, most runaways are returned informally without involving formal compact articles. Most activity in this area is in the reciprocal placement of youth for courtesy probation or parole supervision. In 1977 the interstate caseload was as follows:

	Placed	Parole	Probation
In Utah		21	37
From Utah		23	80

# SERVICE OVERLAPS

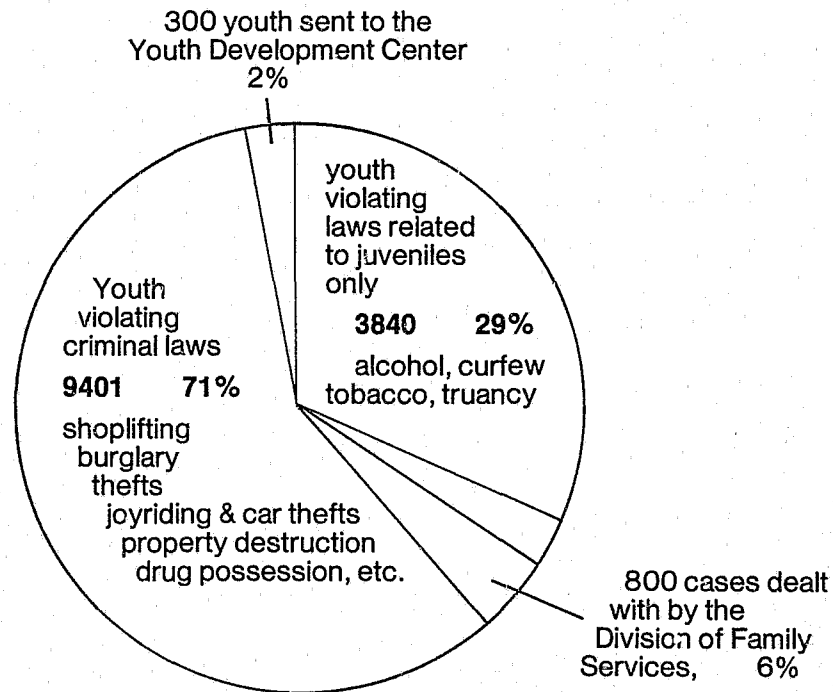
The Governor's Annual Budget recommendations for fiscal 1978-79 prepared in the late fall of 1977 by the Department of Finance, contained the following statement of concern.

"There is real concern about the interrelationships, roles and responsibilities of the Juvenile Court and the Division of Family Services. The Governor intends that these

agencies undertake a thorough study, in cooperation with the Committee on Reorganization, of their respective operations to eliminate any unnecessary duplication or overlaps."

To aid in understanding of case responsibility and the interrelationship between the Juvenile Court and the Division of Family Services, the following information is provided.

## 13,241 YOUTH REFERRED FOR DELINQUENT BEHAVIOR IN 1977



After reviewing the above data, the following can be determined:

- A. The Juvenile Court and its Probation Department is the primary institution dealing with juvenile delinquency in our communities. 92% of all youth referred to the Juvenile Court by law enforcement agencies and other referral sources are handled exclusively by Court staff.
- B. Interrelationships exist with the Division of Family Services in two areas:
  1. Delinquent youth committed to the Youth Development Center (300 - 2%).
  2. Delinquent youth placed in special foster care, group homes or ranches, including ungovernable or runaway

youth who have failed to respond to the earnest and persistent efforts of the Division of Family Services and have been referred to Court for a petition and hearing to accomplish a goal, usually custody change, which could not be reached without formal court intervention (800 - 6%).

It should be noted that no overlap exists between probation staff and the Court with the Division of Family Services. At appropriate points in the handling of a case, court staff transfer matters to the Division of Family Services who exclusively handle the case as ordered by the judge subject to periodic judicial review.

# UNGOVERNABLE/RUNAWAYS IMPACT OF JURISDICTION CHANGE

The 42nd regular session of the Legislature narrowed the Juvenile Court's jurisdiction by requiring that all referrals for ungovernable or runaway behavior be made to the Division of Family Services. Access to the Court can only be attempted after failure of "earnest and persistent" efforts by Family Services. Such access would usually be made to allow a custody change that otherwise couldn't be achieved.

It was the opinion of many that such action would significantly reduce "status" offenses to the Juvenile Court. Although some reductions have taken place the following data is provided to clarify the magnitude of this impact.

Three things are apparent from the following information:

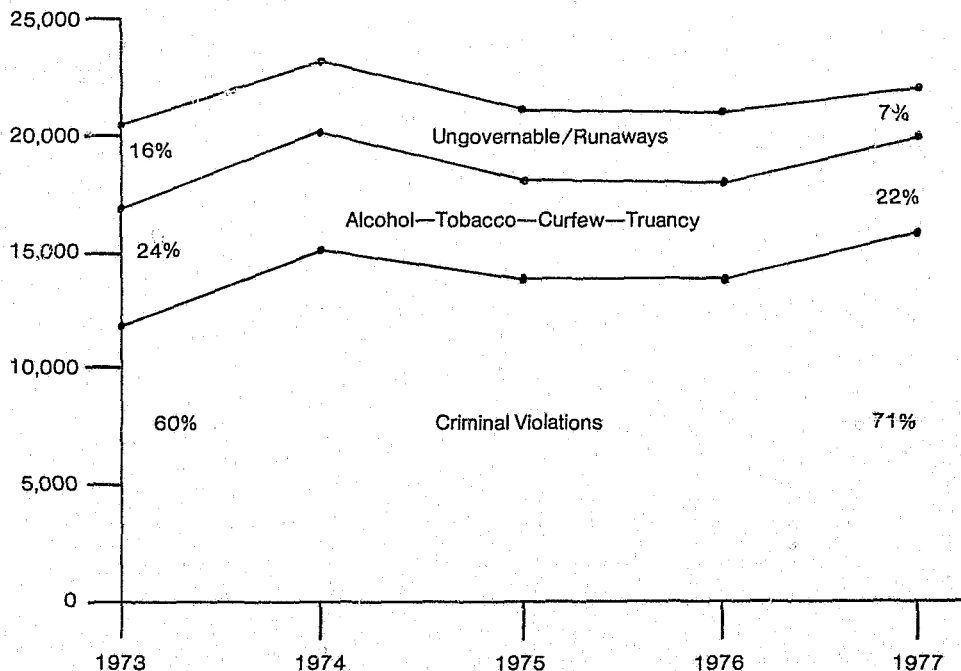
1. Ungovernable-runaway referrals to Court have been reduced since 1973 dropping from 3,262 in 1973 to 1,433 in 1977.

2. The other status referrals i.e., alcohol — tobacco — curfew and truancy have *not* declined over the past 5 years.
3. Criminal referrals have grown replacing the reductions in ungovernable/runaway cases, thus overall delinquency referrals have not declined but increased slightly.

Note that reductions in ungovernable/runaway referrals have not been uniform statewide depending on the adequacy or existence of alternate services put in place by the Division of Family Services. Also note that the jurisdiction change was effective in May 1977 thus additional reductions can be anticipated in 1978 since more alternative services have been established and a full years experience can be evaluated.

It is hoped that this jurisdiction change will significantly reduce ungovernable-runaway cases rather than delay their ultimate referral to Court.

## CRIMINAL vs STATUS REFERRAL COMPARISONS 1973-1977





# REPORTED OFFENSES 1977

Offenses	DISTRICTS					State Total	Percent
	First	Second	Third	Fourth	Fifth		
Thefts	535	1,698	321	98	73	2,725	10.5%
Possession of Alcohol	648	949	771	217	122	2,707	10.4%
Shoplifting	560	1,220	316	47	45	2,188	8.4%
Ungovernable/Runaway	548	729	324	29	40	1,670	6.4%
Burglary	406	903	195	112	46	1,662	6.4%
Property Destruction	305	836	220	84	46	1,491	5.7%
Contempt of Court	440	336	584	75	26	1,461	5.6%
Possession of Marijuana	377	660	243	47	31	1,358	5.2%
Possession of Tobacco	118	618	447	38	27	1,248	4.8%
Fish & Game	310	371	146	127	71	1,025	3.9%
Car Theft & Joyriding	219	452	225	47	47	990	3.8%
Curfew	104	504	271	14	36	929	3.6%
Assaults	279	500	79	14	37	909	3.5%
Trespass	269	322	97	28	29	745	2.9%
Habitual Truancy	197	132	85	43	50	507	1.9%
Public Intoxication	129	277	53	8	7	474	1.8%
Disorderly Conduct	147	159	73	13	34	426	1.6%
Car Prowl	89	244	55	9	3	400	1.5%
Out-of-state Runaway	32	140	131	18	24	345	1.3%
Receiving Stolen Prop.	65	75	35	14	12	201	.8%
Robbery	20	157	5	0	6	188	.7%
Crime Attempt	11	147	9	6	0	173	.7%
Escape	29	99	33	0	5	166	.6%
Forgery	40	49	42	14	15	160	.6%
False I.D.	36	92	21	6	1	156	.6%
Weapons Violations	30	74	18	13	12	147	.6%
Interrupting School	7	113	4	1	12	137	.5%
Restricted Shooting	30	81	16	3	3	133	.5%
Resisting Arrest	44	69	8	5	6	132	.5%
Throwing at Vehicles	24	34	29	8	5	100	.4%
Indecent Acts	28	32	16	3	5	84	.3%
Arson and Firesetting	25	32	13	8	3	81	.3%
Selling Drugs & Pot	11	32	17	4	9	73	.3%
Glue Sniffing	37	27	8	0	0	72	.3%
Forcible Sex	22	30	14	1	2	69	.3%
Fireworks	4	32	20	3	1	60	.2%
Credit Card & Bad Checks	16	28	11	4	0	59	.2%
Possession of Drugs	5	26	14	9	4	58	.2%
Minor in Tavern	16	31	1	1	2	51	.2%
Vehicle Tampering	2	37	4	2	4	49	.2%
Homicides	1	3	3	0	0	7	*
Kidnaping	0	5	0	0	0	5	*
Minor Misc. Offenses	89	194	70	22	19	394	1.5%
<b>TOTAL OFFENSES</b>	<b>6,304</b>	<b>12,549</b>	<b>5,047</b>	<b>1,195</b>	<b>920</b>	<b>26,015</b>	<b>100%</b>

# JUVENILE PROBATION IN UTAH 1977

A major function of the probation department is to supervise youth on probation who are allowed to remain in their own home under prescribed conditions following their conviction

of an offense. Probation services were provided from 18 neighborhood, community, or district offices across the state as follows:

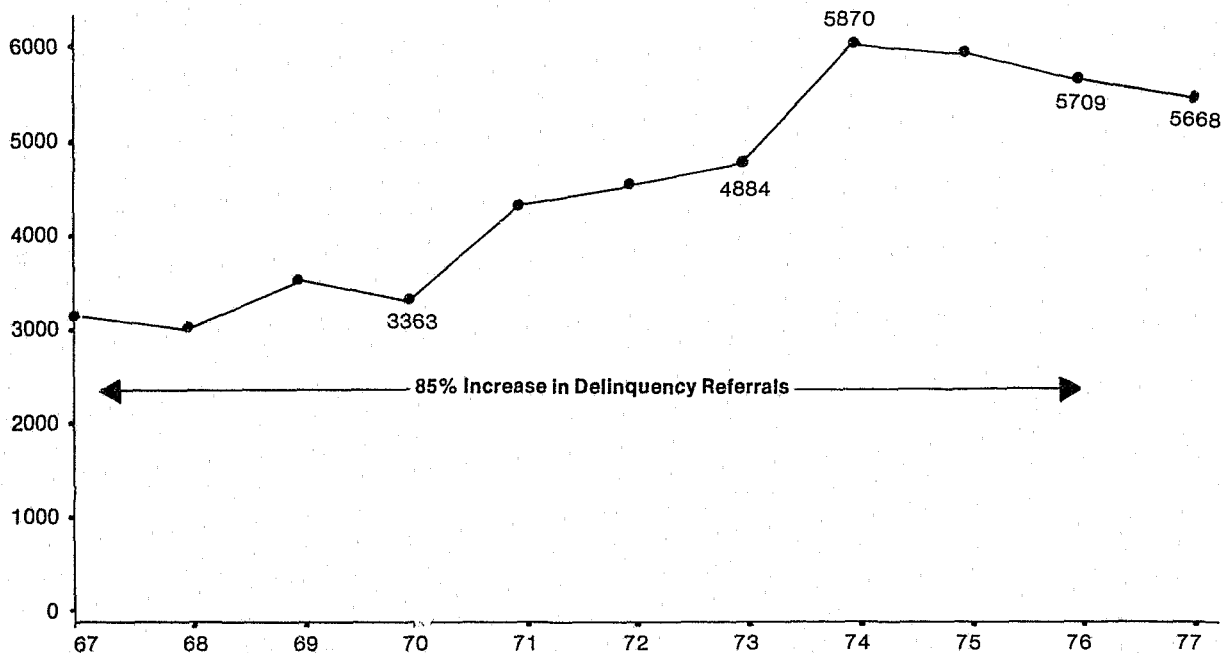
Districts	Youth on Probation Dec. 31, 1976	Total Youth Served on Probation 1977	Youth Placed on Probation in 1977	Youth on Probation Dec. 31, 1977
<b>First</b>				
Logan	28	45	17	18
Brigham	28	86	58	26
Ogden	104	285	181	102
Layton	38	140	102	51
Bountiful	21	62	41	20
Sub Total	219	618	399	217
<b>Second</b>				
City (Central SLC)	93	175	82	85
Murray	86	178	92	84
Kearns	77	160	83	72
Northwest SLC	114	214	100	99
Granger	100	161	61	93
Sandy	80	158	78	74
Tooele	23	45	22	35
Sub Total	573	1,091	518	542
<b>Third</b>				
Springville	119	385	266	178
Vernal	54	135	81	47
Sub Total	173	520	347	225
<b>Fourth</b>				
Cedar City	59	108	68	38
Richfield	30	58	28	33
Sub Total	89	166	77	71
<b>Fifth</b>				
Price	52	120	68	68
Moab	34	62	28	38
Sub Total	86	182	96	106
<b>STATE TOTAL</b>	<b>1,140</b>	<b>2,577</b>	<b>1,437</b>	<b>1,161</b>

# FIRST DISTRICT

First District serves a 7 county region in the northern part of the state including Box Elder, Cache, Davis, Morgan, Rich, Summit and

Weber. Offices are located in Logan, Brigham, Ogden and Farmington with probation centers in Ogden, Layton and Bountiful.

## DELINQUENCY REFERRAL GROWTH 1967-1977



	Year										
District Office	67	68	69	70	71	72	73	74	75	76	77
Ogden	1,874	1,647	1,968	1,739	2,253	2,167	2,409	2,643	2,698	2,589	2,398
Farmington	843	942	1,138	1,188	1,315	1,561	1,584	2,227	2,247	2,093	2,264
Brigham	169	130	142	186	232	256	271	534	483	648	582
Logan	184	172	250	250	349	375	620	466	444	379	424
<b>DISTRICT TOTALS</b>	<b>3,070</b>	<b>2,891</b>	<b>3,498</b>	<b>3,363</b>	<b>4,149</b>	<b>4,359</b>	<b>4,884</b>	<b>5,870</b>	<b>5,872</b>	<b>5,709</b>	<b>5,668</b>

## REFERRAL SOURCES FOR FIRST DISTRICT 1977

	Status	Criminal	Neglect	Adult	Traffic	Totals
<b>BRIGHAM OFFICE</b>						
Highway Patrol	8	7	0	0	341	356
Brigham City Police	81	135	4	2	20	242
Box Elder Sheriff	30	53	0	1	22	106
School	40	11	0	0	1	52
Tremonton Police	4	22	0	0	23	49
All Other Sources	49	115	12	4	19	199
<b>TOTALS</b>	<b>212</b>	<b>343</b>	<b>16</b>	<b>7</b>	<b>426</b>	<b>1,004</b>
<b>LOGAN OFFICE</b>						
Logan City Police	39	128	2	0	603	772
Highway Patrol	12	3	0	0	498	513
Cache Sheriff	24	71	0	0	59	154
Wildlife Resources	0	46	0	0	0	46
All Other Sources	19	63	4	1	20	107
<b>TOTALS</b>	<b>94</b>	<b>311</b>	<b>6</b>	<b>1</b>	<b>1,180</b>	<b>1,592</b>
<b>OGDEN OFFICE</b>						
Ogden City Police Dept.	185	892	83	7	150	1,317
Highway Patrol	23	19	0	0	628	670
Roy Police	25	80	7	0	43	155
Weber Sheriff	11	67	3	6	57	144
Wildlife Resources	0	132	0	0	0	132
Div. of Family Serv.	44	5	79	0	0	128
So. Ogden Police	21	95	2	1	7	126
Washington Ter. P. D.	17	76	2	0	6	101
All Other Sources	142	476	16	28	94	756
<b>TOTALS</b>	<b>468</b>	<b>1,842</b>	<b>192</b>	<b>42</b>	<b>985</b>	<b>3,529</b>
<b>FARMINGTON OFFICE</b>						
Highway Patrol	16	12	0	0	619	647
Davis Sheriff	72	154	0	1	195	422
Clearfield Pol. Dept.	60	245	8	0	33	346
Bountiful Pol. Dept.	60	185	2	1	93	341
Layton Police Dept.	42	128	10	0	38	218
School	108	12	2	0	0	122
Wildlife Resources	0	101	0	0	0	101
Woodscross Police Dept.	19	62	0	0	14	95
Centerville Pol. Dept.	20	30	1	0	16	67
Morgan Police Dept.	0	7	0	0	56	63
Kaysville Police Dept.	7	35	0	0	17	59
North Salt Lake P. D.	12	25	2	0	5	44
All Other Sources	153	567	49	9	119	897
<b>TOTALS</b>	<b>569</b>	<b>1,563</b>	<b>74</b>	<b>11</b>	<b>1,205</b>	<b>3,422</b>




## AGE COMPARISONS OF CHILDREN REFERRED FOR DELINQUENCY — 1977

Age	Logan	Brigham	Ogden	Farmington	District Total
10 or under	3	15	40	36	94
11	1	1	38	22	62
12	10	7	65	38	120
13	14	13	107	83	217
14	24	49	162	166	401
15	67	63	259	262	651
16	74	117	334	400	925
17	83	122	349	410	964
18 or more	8	3	37	27	75

95% of the youth referred to court for delinquency were 12 years old or more. Over half (55%) were 16 or 17. The average age was

15.3 years. Most of those referred as 18 year olds committed the offense just prior to turning 18. 24% of youth referred were girls.

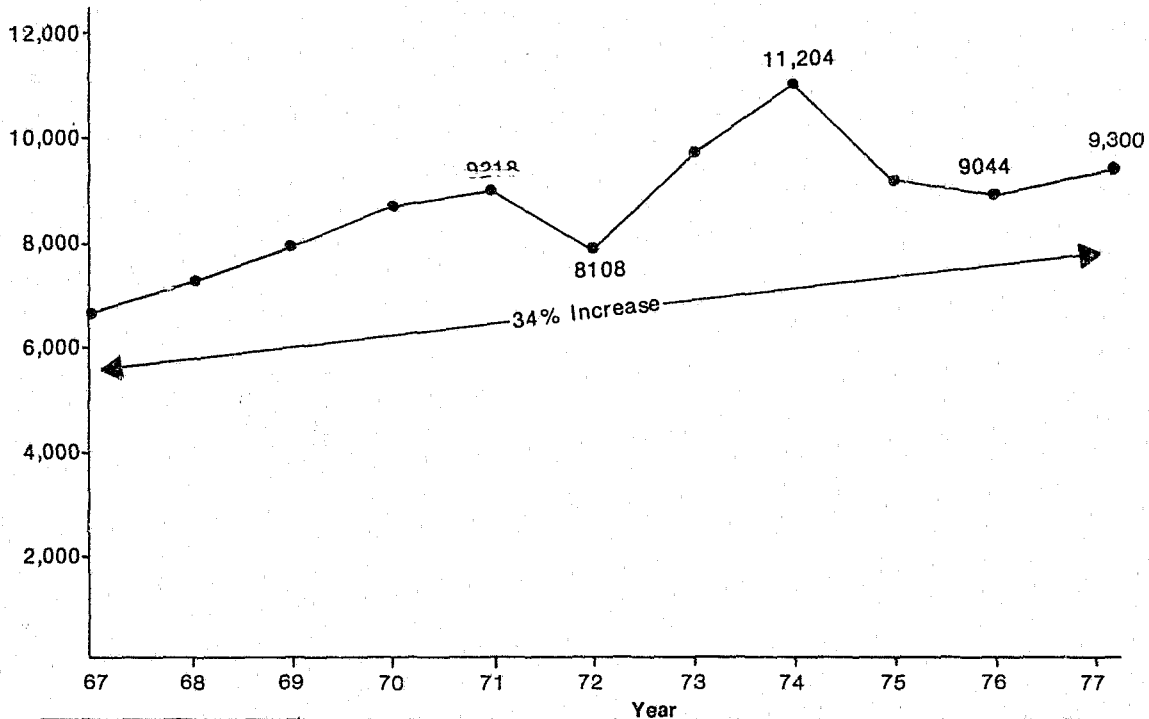
## RACE OF CHILDREN REFERRED — 1977



# FIRST DISTRICT DELINQUENCY DISPOSITION SUMMARY — 1977

Primary Decision	Ogden		Farmington		Brigham		Logan	
<b>NO PETITION FILED</b>								
Non Judicial	499	22%	650	30%	101	19%	93	26%
Insufficient Facts	206	9%	106	5%	12	2%	20	5%
Referred To Agency	91	4%	158	7%	156	29%	17	5%
No Action	67	3%	157	7%	4	1%	14	4%
Other	75	3%	87	4%	26	5%	13	4%
Sub Total	938	41%	1,158	54%	299	56%	157	44%
<b>PETITION FILED</b>								
Dismissed	305	13%	200	9%	32	6%	26	7%
Fine	231	10%	176	8%	68	13%	91	26%
Restitution	106	5%	43	2%	11	2%	5	1%
Work Order	312	14%	201	9%	25	5%	38	11%
Probation/YDC Commit.	152	7%	202	9%	46	9%	15	4%
Guardianship Chge.	67	3%	33	2%	13	2%	10	3%
YDC Commitments	8	*	15	1%	10	2%	5	1%
YDC Short Term	41	2%	50	2%	15	3%	1	*
Other	113	5%	76	4%	11	2%	6	2%
Sub Total	1,335	59%	996	46%	231	44%	197	56%
<b>GRAND TOTAL 100%</b>	2,273	100%	2,154	100%	530	100%	354	100%

## SECOND DISTRICT DELINQUENCY REFERRAL GROWTH 1967-1977



District Office	67	68	69	70	71	72	73	74	75	76	77
Salt Lake	7,070	7,205	7,887	8,779	8,918	7,912	9,441	10,884	8,773	8,663	8,891
Tooele	154	200	246	240	300	196	386	360	393	381	409


## SECOND DISTRICT DELINQUENCY DISPOSITION SUMMARY 1977

Primary Decision	Salt Lake		Tooele	
<b>NO PETITION FILED</b>				
Non Judicial	1,591	20%	55	14%
Insufficient Facts	335	4%	32	8%
Referred To Agency	421	5%	2	1%
No Action	208	3%	5	1%
Other	371	5%	25	6%
Sub Total	2,926	37%	119	30%
<b>PETITION FILED</b>				
Dismissed	757	10%	29	7%
Fine	2,155	27%	122	31%
Restitution	304	4%	18	5%
Work Order	40	1%	1	*
Probation	746	10%	36	9%
Suspended YDC	123	2%	2	1%
Stayed YDC	75	1%	11	3%
Guardianship Changed	234	3%	10	3%
YDC Commitment	57	1%	1	*
YDC 60 Day	89	1%	7	2%
Other	331	4%	39	10%
Sub Total	4,911	63%	276	70%
<b>GRAND TOTAL</b>	<b>7,837</b>	<b>100%</b>	<b>395</b>	<b>100%</b>

## AGE COMPARISONS OF CHILDREN REFERRED FOR DELINQUENCY 1977

AGE	SALT LAKE		TOOELE	
10 or under	244	4%	10	3%
11	126	2%	4	1%
12	293	5%	13	5%
13	477	9%	31	11%
14	769	14%	27	10%
15	1,053	19%	56	20%
16	1,281	23%	68	25%
17	1,286	23%	63	23%
18 or more	61	1%	7	2%

## RACE OF CHILDREN REFERRED 1977



## REFERRAL SOURCES FOR SECOND DISTRICT — 1977

	Status	Criminal	Neglect	Adult	Traffic	Total
<b>Salt Lake Area</b>						
Salt Lake Sheriff	447	2,859	174	0	422	3,902
Salt Lake City P.D.	514	1,756	192	0	199	2,661
Highway Patrol	84	71	3	1	2,120	2,279
School	406	4	5	1	0	416
Wildlife Resources	2	360	0	0	1	363
Murray City P.D.	60	237	22	0	8	327
Sandy City P.D.	23	271	22	0	9	325
West Jordan P.D.	25	188	3	0	6	222
Division of Family Services	65	46	108	0	0	219
Parent or Guardian	56	33	87	0	0	176
All Other Sources	387	909	302	51	166	1,815
<b>TOTALS</b>	<b>2,069</b>	<b>6,734</b>	<b>918</b>	<b>53</b>	<b>2,931</b>	<b>12,705</b>
<b>Tooele Office</b>						
Tooele P.D.	36	156	2	0	61	255
Highway Patrol	7	1	0	0	94	102
School	78	0	0	0	0	78
Grantsville P.D.	5	18	0	0	23	46
Tooele Sheriff	1	19	0	0	11	31
Division of Family Services	0	1	27	0	0	28
All Other Sources	35	79	7	0	11	132
<b>TOTALS</b>	<b>162</b>	<b>274</b>	<b>36</b>	<b>0</b>	<b>200</b>	<b>672</b>



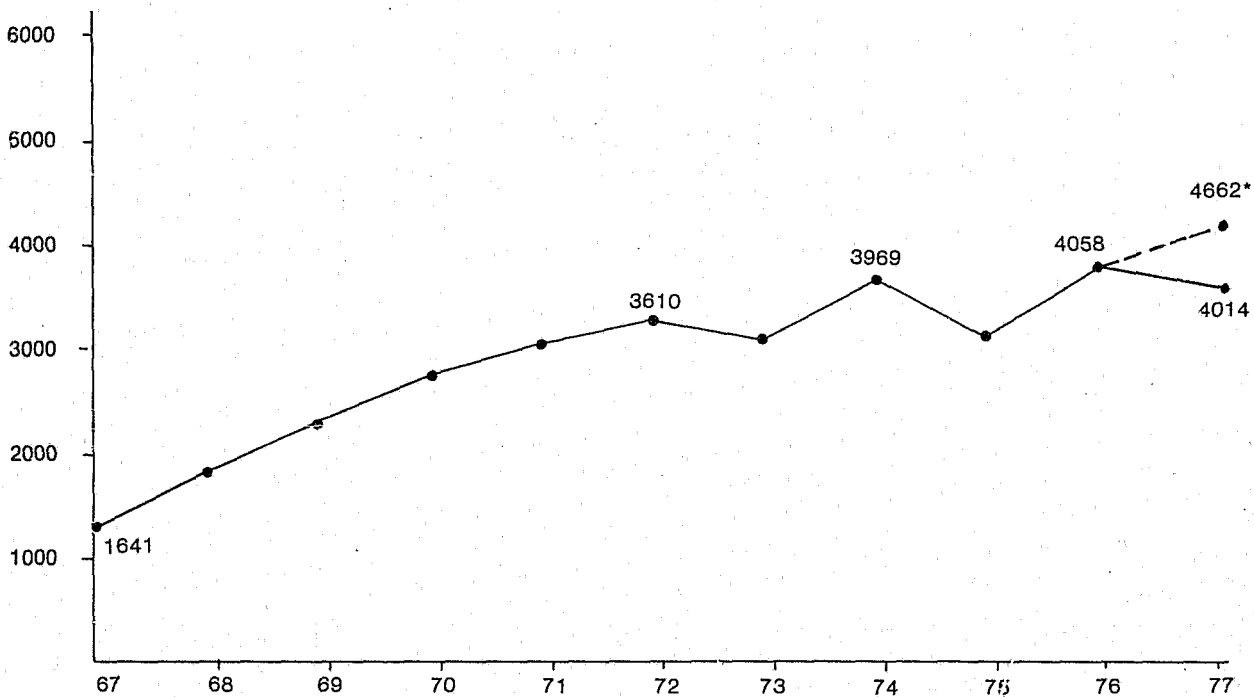
# THIRD DISTRICT

The Third District Juvenile Court serves six counties in the Central part of the State, i.e., Juab, Millard, Sanpete, Summit, Utah, and Wasatch. As of July 1, 1976 as a result of workload growth in the southeastern part of the State, the Uintah basin including Uintah, Duchesne, and Daggett counties were temporarily assigned to the Judge and Referee of the Third District. Third District is served by

one judge and one referee.

Third District has divided their probation department into an intake and supervision division. All probation services are provided out of a separate office in Springville. Both intake and probation services are provided from the Vernal office which serves the Uintah Basin.

## DELINQUENCY REFERRAL GROWTH 1967-1977



\* Includes Vernal Office

Year

District Office	67	68	69	70	71	72	73	74	75	76	77
Provo	1641	2127	2550	3014	3295	3610	3372	3969	3476	4058	4014
Vernal	220	197	182	277	334	394	491	445	532	445	648

The growth rate for Third District has been averaging 14% per year since 1967 with the Vernal office growing at 19% per year.

## AGE AND RACE COMPARISONS OF CHILDREN REFERRED IN THIRD DISTRICT FOR DELINQUENCY 1977

AGE	PROVO		VERNAL		RACE	PROVO		VERNAL	
	Count	%	Count	%		Count	%	Count	%
10 or Under	57	3%	7	2%	White	1,904	97%	101	89%
11	39	2%	4	1%	Black	3	*	0	
12	53	3%	16	4%	Indian	15	1%	8	7%
13	152	7%	32	7%	Chicano	34	2%	1	1%
14	241	11%	59	14%	Oriental/ Other	2	*	3	3%
15	335	16%	75	17%	TOTAL	1,958	100%	113	100%
16	513	24%	119	28%					
17	604	28%	110	26%					
18 or More	134	6%	6	1%					

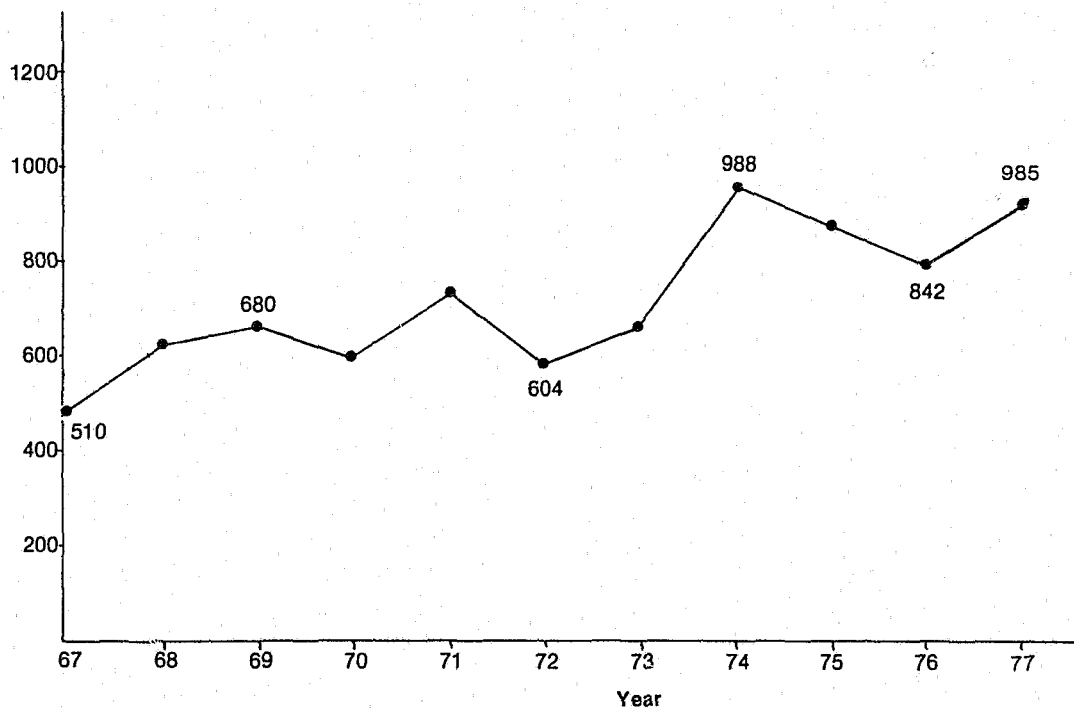
## REFERRAL SOURCES FOR THIRD DISTRICT 1977

	Status	Criminal	Neglect	Adult	Traffic	Total
<b>Provo Office</b>						
Provo P.D.	354	387	1	5	1,049	1,796
Orem P.D.	270	391	0	7	868	1,536
Highway Patrol	99	26	0	3	1,069	1,197
Springville P.D.	21	57	0	0	208	286
Pleasant Grove P.D.	82	82	0	0	120	284
Spanish Fork P.D.	39	47	0	1	169	256
American Fork P.D.	61	86	0	0	83	230
Payson P.D.	74	56	0	0	38	168
Utah County Sheriff	38	72	0	2	45	157
Other Sources	311	1,122	118	39	333	1,923
<b>TOTAL</b>	<b>1,349</b>	<b>2,326</b>	<b>119</b>	<b>57</b>	<b>3,982</b>	<b>7,833</b>
<b>Vernal Office</b>						
Highway Patrol	28	17	0	0	318	363
Vernal P.D.	42	105	1	0	174	322
Uintah Sheriff	35	59	1	8	59	162
Roosevelt P.D.	44	44	1	2	46	137
Duchesne Sheriff	21	25	0	0	10	56
Duchesne P.D.	19	24	0	0	9	52
Other Sources	0	0	0	0	0	0
<b>TOTAL</b>	<b>283</b>	<b>405</b>	<b>37</b>	<b>11</b>	<b>631</b>	<b>1,367</b>

# THIRD DISTRICT DELINQUENCY DISPOSITION SUMMARY 1977

PRIMARY DECISION	Provo		Vernal	
<b>NO PETITION FILED</b>				
Non Judicial	454	14%	80	13%
Insufficient Facts	63	2%	13	2%
Referred to Agency	141	4%	15	2%
Form Letter	48	1%	0	*
No Action	30	1%	26	4%
Other	128	4%	53	9%
Sub Total	864	27%	187	30%
<b>PETITION FILED</b>				
Dismissed	294	9%	51	8%
Fine	1,048	33%	190	31%
Restitution	147	5%	29	5%
Work Order	312	10%	28	5%
Drug School	36	1%	0	*
Probation	185	6%	66	11%
Suspended YDC	51	2%	8	1%
Stayed YDC	3	*	1	*
Guardianship Change	68	2%	18	3%
YDC Commitment	14	*	2	*
YDC 60 Day Commitment	20	1%	4	1%
Other	167	5%	37	6%
Sub Total	2,345	73%	434	70%
Grand Total	3,209	100%	621	100%

## FOURTH DISTRICT DELINQUENCY REFERRAL GROWTH 1977



District Office	67	68	69	70	71	72	73	74	75	76	77
Cedar City	NA	385	363	326	392	322	348	680	576	554	591
Richfield	NA	267	317	254	321	282	337	308	347	288	394

Delinquency referral growth has averaged approximately 9% in the Fourth District since 1967.

### REFERRAL SOURCES FOR FOURTH DISTRICT 1977

Cedar Office	Status	Criminal	Neglect	Adult	Traffic	Total
Cedar City P.D.	17	60	0	4	26	107
Highway Patrol	5	4	0	4	90	103
St. George P.D.	22	61	0	5	1	89
Washington Sheriff	18	32	0	2	4	56
Division of Family Services	8	3	37	1	0	49
Schools	33	8	4	0	2	47
Kanab P.D.	18	24	3	0	0	45
Iron Sheriff	3	30	0	0	8	41
Other Sources	<u>20</u>	<u>126</u>	<u>5</u>	<u>8</u>	<u>25</u>	<u>184</u>
<b>TOTAL</b>	<b>144</b>	<b>348</b>	<b>49</b>	<b>24</b>	<b>156</b>	<b>721</b>
<b>Richfield Office</b>						
Highway Patrol	3	17	0	0	165	185
Richfield P.D.	24	44	0	1	15	84
Schools	51	17	0	9	0	77
Monroe P.D.	12	28	0	2	8	50
Salina P.D.	2	9	0	1	32	44
Wayne Sheriff	16	4	0	9	3	32
Sevier Sheriff	5	22	0	1	2	30
Division of Family Services	7	0	19	1	0	27
Other Sources	<u>20</u>	<u>88</u>	<u>2</u>	<u>11</u>	<u>15</u>	<u>136</u>
<b>TOTAL</b>	<b>140</b>	<b>229</b>	<b>21</b>	<b>35</b>	<b>240</b>	<b>665</b>

## AGE AND RACE COMPARISONS OF CHILDREN REFERRED IN FOURTH DISTRICT FOR DELINQUENCY 1977

AGE	CEDAR CITY		RICHFIELD		RACE	CEDAR CITY		RICHFIELD	
	Count	Percentage	Count	Percentage		Count	Percentage	Count	Percentage
10 or Under	23	7%	9	3%	White	323	94%	197	82%
11	9	3%	8	3%	Black				
12	15	4%	15	6%	Indian	17	5%	40	16%
13	25	7%	19	7%	Spanish	5	1%	4	2%
14	39	11%	25	10%	Oriental/ Other				
15	57	16%	54	21%					
16	82	23%	57	22%	TOTAL	345	100%	241	100%
17	90	26%	66	26%					
18 or More	11	3%	6	2%					

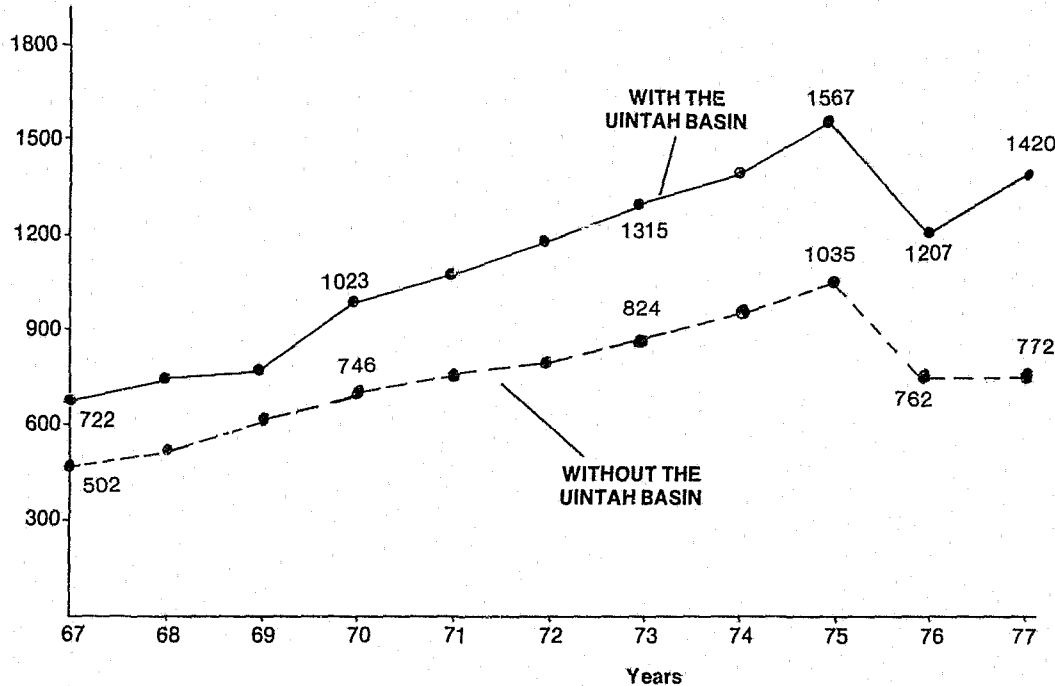
## FOURTH DISTRICT DELINQUENCY DISPOSITION SUMMARY 1977

Primary Decision	Cedar City Office		Richfield Office	
	Count	Percentage	Count	Percentage
<b>NO PETITION FILED</b>				
Non Judicial	36	8%	30	9%
Insufficient Facts	2	*	11	3%
Referred to Agency	2	*	0	*
Form Letter	0	*	0	*
No Action	2	*	0	*
Other	23	5%	6	2%
Sub Total	65	15%	47	14%
<b>PETITION FILED</b>				
Dismissed	46	11%	42	12%
Fine	121	28%	109	31%
Restitution	36	8%	25	7%
Work Order	53	12%	53	15%
Drug School	0	*	0	*
Probation	52	12%	40	11%
Suspended YDC Commitment	4	1%	1	*
Stayed YDC Commitment	2	*	1	*
Guardianship Changed	15	3%	4	1%
YDC Commitment	5	1%	2	1%
60 Day YDC Commitment	8	2%	4	1%
Other	25	6%	22	6%
Sub Total	367	85%	303	86%
Grand Total	432	100%	350	100%

# FIFTH DISTRICT DELINQUENCY REFERRAL GROWTH 1967-1977

The Fifth District serves a four-county area in southeastern Utah with two district offices.

The Price office serves Carbon and Emery Counties and the Moab office serves Grand and San Juan Counties.



District Office	67	68	69	70	71	72	73	74	75	76	77
Price	269	285	293	396	489	470	502	497	633	478	442
Moab	233	318	349	350	292	315	322	442	402	284	330
TOTAL	502	603	642	746	781	785	824	939	1035	762	772

## AGE AND RACE COMPARISONS OF CHILDREN REFERRED FOR DELINQUENCY 1977

AGE	PRICE		MOAB		RACE	PRICE		MOAB	
10 or under	4	1%	4	2%	White	206	88%	98	63%
11	8	2%	2	1%	Black	2	1%		
12	16	5%	10	5%	Indian	6	2%	49	31%
13	29	9%	17	8%	Spanish	21	9%	10	6%
14	48	15%	40	18%	Oriental/ Other	0		0	
15	67	21%	45	21%					
16	90	28%	46	21%	TOTAL	235	100%	157	100%
17	59	18%	47	22%					
18 or more	5	1%	4	2%					

## FIFTH DISTRICT DELINQUENCY DISPOSITION SUMMARY 1977

PRIMARY DECISION	Price		Moab	
<b>NO PETITION FILED</b>				
Non Judicial	157	35%	57	19%
Insufficient Facts	10	2%	2	1%
Referred to Agency	23	5%	19	6%
Form Letter	1	*	2	1%
No Action	7	2%	7	2%
Other	<u>34</u>	<u>8%</u>	<u>29</u>	<u>10%</u>
Sub Total	232	51%	116	39%
<b>PETITION FILED</b>				
Dismissed	35	8%	27	9%
Fine	43	9%	50	17%
Restitution	4	1%	8	3%
Work Order	22	5%	4	1%
Drug School	0	*	2	1%
Probation	52	11%	17	6%
Suspended YDC Commitment	9	2%	6	2%
Stayed YDC Commitment	3	1%	0	*
Guardianship	7	2%	13	4%
YDC Commitment	6	1%	2	1%
YDC Short Term	10	2%	10	3%
Other	<u>30</u>	<u>7%</u>	<u>44</u>	<u>15%</u>
Sub Total	<u>221</u>	<u>49%</u>	<u>183</u>	<u>61%</u>
Grand Total	<u>453</u>	<u>100%</u>	<u>299</u>	<u>100%</u>

## REFERRAL SOURCES FOR FIFTH DISTRICT 1977

	Status	Criminal	Neglect	Adult	Traffic	Total
<b>Price Office</b>						
Highway Patrol	24	21	0	2	189	236
Price City P.D.	29	30	0	1	71	131
Emery Sheriff	11	28	0	0	52	91
Carbon Sheriff	17	24	0	2	14	57
Helper P.D.	11	29	2	3	5	50
Schools	45	4	0	0	1	50
Division of Family Services	10	1	35	1	0	47
Wildlife Resources	0	44	0	0	0	44
Dragerton P.D.	1	15	0	0	16	32
All Other Sources	<u>20</u>	<u>85</u>	<u>6</u>	<u>10</u>	<u>29</u>	<u>150</u>
TOTAL	168	281	43	19	377	888
<b>Moab Office</b>						
Moab P.D.	17	38	0	0	40	95
Grand Sheriff	1	50	0	0	3	54
Highway Patrol	1	5	0	0	45	51
Blanding P.D.	12	24	0	0	1	37
San Juan Sheriff	13	19	0	0	4	36
Private Citizen	5	23	0	0	0	28
Monticello P.D.	1	19	0	0	1	21
All Other Sources	<u>29</u>	<u>67</u>	<u>7</u>	<u>1</u>	<u>11</u>	<u>115</u>
TOTAL	79	245	7	1	105	437

# JUVENILE COURT COMPARATIVE STATEMENT OF EXPENDITURES 1967-77

## COMPARATIVE STATEMENT OF STATE EXPENDITURES 1967-68 through 1976-77

FISCAL YEAR	PERSONAL SERVICES	TRAVEL	CURRENT EXPENSES	CAPITAL OUTLAY	STATE TOTAL	PERCENT INCREASE
1967-68	\$ 576,712	\$22,109	\$116,766	\$6,659	\$ 772,246	11%
1968-69	648,023	20,871	128,445	5,527	802,866	11%
1969-70	713,361	27,606	124,130	7,004	872,101	9%
1970-71	793,971	30,363	158,416	8,992	991,742	14%
1971-72	975,116	38,254	178,447	21,598	1,213,415	22%
1972-73	1,190,111	42,581	215,580	19,974	1,468,246	21%
1973-74	1,364,788	49,783	322,133	46,191	1,782,895	21%
1974-75	1,796,162	57,519	453,662	11,293	2,318,636	30%
1975-76	2,105,169	63,860	502,948	24,850	2,696,827	16%
1976-77	2,424,551	56,481	483,737	33,884	2,998,653	11%

## FEDERAL GRANT EXPENDITURES FISCAL 1976-77

PROJECT	PERSONAL SERVICES	TRAVEL	CURRENT EXPENSES	CAPITAL OUTLAY	TOTAL
Profile			\$19,216		\$19,216
Training (Adm.)		\$ 9,803	3,813		13,616
Micro Film			157	\$9,047	9,204
Guidelines Manual			4,371		4,371
Probation Units	\$3,486	291	665		4,442
Victim/Juv. Cr./ Police Liaison	1,079		7,500		8,579
TOTAL	\$4,565	\$10,094	\$35,722	\$9,047	\$59,428

NOTE: Expenditures of Federal Grant monies in 1977-78 are anticipated to be \$126,000.

## FEDERAL GRANT COMPARATIVE STATEMENT OF EXPENDITURES 1969-77

		% INCREASE
1969-70	\$26,100	
1970-71	162,946	524%
1971-72	184,299	13
1972-73	302,236	64
1973-74	347,596	15
1974-75	382,556	10
1975-76	200,796	(48)
1976-77	59,428	(70)



# ESTIMATED EXPENDITURES OF STATE FUNDS FOR FISCAL 1977-78

\$ 803,790 — 25%	Judicial functions including Judges, Referees and direct clerical support.
2,089,856 — 65%	Department of Court Services including intake divisions, field probation services, records processing and clerical support.
321,516 — 10%	Administration including research, publications, training, Interstate Compact, budgeting, District administration.
\$3,215,162 — 100%	TOTAL ESTIMATED EXPENDITURES

## CASH RECEIPTS ANNUAL 1977

DISTRICT	FINES	RESTITUTION	CHILD CARE	WILDLIFE RESOURCES FINES	OTHER	TOTAL
First	\$78,030	\$29,312	\$20	\$3,615	\$7,385*	\$118,362
Second	84,327	54,026	2,552	2,923	564	144,392
Third	89,077	21,262	0	1,403	5,140	116,882
Fourth	20,959	7,806	0	1,798	476	31,039
Fifth	16,916	7,182	0	720	356	25,174
TOTAL	<u>289,309</u>	<u>119,588</u>	<u>2,572</u>	<u>10,459</u>	<u>13,921</u>	<u>435,849</u>

\* Bail

All fines are distributed to the county in which they are collected and restitution is distributed by the Clerk of the Court to the victim. Special fines for fish and game viola-

tions, boating or parks violations are distributed to wildlife resources or parks and recreation as provided by law.

## WORK HOURS ANNUAL 1977

DISTRICT	1971	1972	1973	1974	1975	1976	1977
First	19,913	9,358	39,894	49,418	31,809*	29,066*	26,634
Second	487	9,847	3,246	9,456	16,945*	10,098*	2,061
Third	1,118	3,344	6,163	5,524	10,422	12,599	11,759
Fourth	1,975	2,475	2,185	2,075	2,390	2,120	7,267
Fifth	7,030	5,513	4,525	4,032	3,634	3,428	3,339
TOTAL	<u>30,523</u>	<u>30,537</u>	<u>56,013</u>	<u>70,505</u>	<u>65,200</u>	<u>57,331</u>	<u>51,060</u>

\* First & Second District, hours worked, all others, hours ordered.

Work orders are made as an alternative to fines and are usually completed in a community service project. To a limited extent, work orders are used to earn restitution amounts when funds are available from

private sources for such activity. Work orders are usually used when a youth has committed a minor violation and needs only a brief sanction rather than further court intervention.

# JUVENILE COURT LOCATIONS (Courts and Probation Offices)

## FIRST DISTRICT

+ 2550 Washington Blvd. ....	Ogden, 84401 .....	394-2661
⊕ 88 South Highway # 106 .....	Farmington, 84025 .....	687-2232
⊕ Courthouse .....	Logan, 84321 .....	752-3071
⊕ Courthouse .....	Brigham City, 84302 .....	723-5295
* 854 - 26th Street. ....	Ogden, 84401 .....	394-1604
* 1740 North Main Street .....	Layton, 84041 .....	773-4686
* 55 East 4th South .....	Bountiful, 84010 .....	292-2470

## SECOND DISTRICT

+ 3522 South 700 West .....	Salt Lake City, 84119 .....	262-2601
* 905 East 5th South .....	Salt Lake City, 84102 .....	328-8821
* 4586 South 700 East .....	Salt Lake City, 84107 .....	262-6053
* 751 South 9th West .....	Salt Lake City, 84104 .....	328-9831
* 4299 West 5415 South .....	Kearns, 84418 .....	969-6282
* 3684 West 3500 South .....	Hunter, 84120 .....	966-4215
* 151 South 300 East .....	Sandy, 84070 .....	255-7126
⊕ Courthouse .....	Tooele, 84074 .....	355-1539

## THIRD DISTRICT

+ 165 East 1st South .....	Provo, 84601 .....	373-3613
+ 161 East 1st South .....	Provo, 84601 .....	377-1281
* 1200 North 100 East .....	Springville, 84663 .....	489-5666
⊕ Courthouse .....	Vernal, 84078 .....	789-1271

## FOURTH DISTRICT

+ 689 South 75 East .....	Cedar City, 84720 .....	586-9832
⊕ Sevier County Courthouse .....	Richfield, 84701 .....	896-5168

## FIFTH DISTRICT

+ 47 South 1st East .....	Price, 84501 .....	637-5491
⊕ 146 East Center St. ....	Moab, 84532 .....	259-5848

## ADMINISTRATIVE OFFICE

339 South 6th East .....	Salt Lake City, 84102 .....	533-5254
--------------------------	-----------------------------	----------

- + Main Offices
- \* Neighborhood or Community Probation Centers
- ⊕ Branch Offices

# FIRST DISTRICT

## HEARING OFFICERS

L. Roland Anderson — Judge  
L. Kent Bachman — Judge  
George O'Connor — Referee  
Tim Healy — Referee

## ADMINISTRATION

J. Joseph Tite — Director of Court Services  
Michael Strebelt — Chief of Central Region  
Tom Jensen — Chief of Northern Region  
Deloy Archibald — Chief of Southern Region

## INTAKE OFFICERS

\*Blaine Austin, P.O.  
\*William Evans, P.O.  
Loron Marler, P.O.  
Rose Olesen, P.O.  
Norman Sorensen, P.O.  
Kathy Weaver, P.O.  
Margaret Peterson, P.O.  
Richard Woehrmann, P.O.

## PROBATION SUPERVISION OFFICERS

Susan Robinson, P.O.  
Susan Marquardt, P.O.  
Theldon Myrup, P.O.  
Kenneth Ala, P.O.  
Mauro Lobato, P.O.  
Barbara Riney, P.A.

## SPECIAL SERVICES

Morgan Bosworth, P.O.  
Julee Smith, P.O.

## CLERICAL

Lois Gravier, C.C.  
Suzanne Smith, D.C.C.  
Jeanette Acord, S.  
Carole Bodily, D.C.C.  
Valerie Cain, D.C.C.  
Tina Errigo, S.  
Paula Gill, T.  
Janet Johnson, D.C.C.  
Janette King, S.  
Pauline Knavel, D.C.C.  
Yvonne Knighton, S.  
Carma Parker, D.C.C.  
Peggy Porter, D.C.C.  
Sandra Poulson, D.C.C.  
Douglas Richins, R.  
Debra Stickler, D.C.C.

\*Perform both intake and probation supervision services

# SECOND DISTRICT JUVENILE COURT

## HEARING OFFICERS

Regnal W. Garff, Jr. — Judge  
John Farr Larson — Judge  
Judith F. Whitmer — Judge  
Richard W. Birrell — Referee

## ADMINISTRATION

William M. Dale — Director of Court Services  
Carlton J. Cooke — Chief of Probation  
Morris E. Neilson — Chief of Intake  
Dan Davis — Supervisor of Liaison Services  
Bonna Hartmann — P.O., Liaison Services  
Beverley Kesler — Court Clerk

## INTAKE OFFICERS

Frank Jones, Supervisor, P.O.  
Michael Atencio, Supervisor, P.O.  
Roy Whitehouse, Supervisor, Tooele, P.O.  
Kathy Adams, P.O.  
Floyd Bradshaw, P.O.  
Stephanie Carter, P.O.  
Donald Hansen, P.O.  
N. Allan Hedberg, P.O.  
Valerie Johnson, P.O.  
Christene Jones, P.O.  
Kenneth Martz, P.O.  
Sandra Foster, P.A.  
Paul Morrison, P.A.

## PROBATION DIVISION

Virginia Highfield, Supervisor, P.O.  
Dean King, Supervisor, P.O.  
Nancy Dahl, Supervisor, P.O.  
Mark Smith, Supervisor, P.O.  
Don Leither, Supervisor, P.O.  
Dan Reid, Supervisor, P.O.  
Archie Parkinson, P.O.  
Rodney Brown, P.O.  
Ron Oldroyd, P.O.  
Ed Dee, P.O.  
Brad Bassi, P.O.  
Ken Lowe, P.O.  
Ross Van Vranken, P.O.  
Tim Lemmon, P.O.  
Carolyn Andersen, P.O.  
Nancy Hogarty, P.O.  
Frank J. Sweeda, P.O.  
Vanessa Jarrell, P.A.  
Jackson Ewing, P.A.  
Christy Oaks, P.A.  
David Salinas, P.A.  
Steve Whittaker, P.A.

## CLERICAL

Elma Ashley, Office Manager  
Clarinda Malmstrom, D.C.C.  
Lou Cille Peterson, D.C.C.  
Donna Reid, D.C.C.  
Lujean Thompson, D.C.C.  
Sonia Handy, D.C.C.  
Cristy McKenna, D.C.C.  
Jeri Ensign, D.C.C.  
Shawna Terry, D.C.C.  
Ruth Belnap, S.  
Kathy Bevan, S.  
Melanee Harding, S.  
Marco Houseal, S.  
Helen O'Connor, S.  
Ciara Rhodes, S.  
Jody Bailey, S.  
Holly Johnson, S.  
Lynn Robinson, S.  
Kathy Cortez, S.  
Jeanne Wilson, S.  
Brenda Colligan, Typist  
Lynette Malmstrom, Typist  
Virginia Thayne, Typist  
Gloria Whittaker, Typist  
Claire Malmstrom, Tel. Operator

## MAINTENANCE

Helmut Schulz  
Seigfried Klunker

# THIRD DISTRICT

## HEARING OFFICERS

Merrill L. Hermansen — Judge  
Leslie D. Brown — Referee

## ADMINISTRATION

Melvin W. Sawyer — Director of Court Services  
Val Harris — Chief, Probation Division  
Vernon Fehlberg — Chief, Intake Division

## INTAKE OFFICERS

John Day, P.O.  
Dyanne Law, P.O.  
James Johnson, P.O.  
Sandy Baumgartner, P.A.

## PROBATION SUPERVISION OFFICERS

Glen Freeman, P.O.  
Norman Dinkins, P.O.  
Marcia Lewis, P.O.  
Harmon Hatch, P.A.

## CLERICAL

Lorraine Hunter, D.C.C.  
Joyce Bryant, S.  
Kathleen Luke, D.C.C.  
Kathryn Tamietti, D.C.C.

Colleen Mendenhall, D.C.C.  
Laurie Roth, T.  
Darleen Davidson, D.C.C.  
Joni Squires, D.C.C.  
Debbie Pritchett, D.C.C.

## FOURTH DISTRICT

### HEARING OFFICER

Joseph E. Jackson — Judge

### ADMINISTRATION

Lawrence C. Davis — Director of Court Services

### CEDAR CITY OFFICE

James M. Nelson, P.O.  
Dennis Brown, P.A.  
Evelyn Taylor, D.C.C.  
Stephanie Nelson, D.C.C.

### RICHFIELD OFFICE

Melvin Farnsworth, P.O.  
Glenys Oldroyd, D.C.C.  
Vauna Ashman, D.C.C.

## FIFTH DISTRICT

### HEARING OFFICER

Paul C. Keller — Judge

### ADMINISTRATION

Timothy Simmons — Senior Probation Officer

### PRICE OFFICE

Bryon Matsuda, P.O.  
Judith Bruno, C.C.  
Mavis C. Wilson, S.

### VERNAL OFFICE

Tom Freestone, P.O.  
Boyd M. Van Tassell, P.A.  
Oneta Murri, D.C.C.  
Loretta Harvey, T.

### MOAB OFFICE

William Adair, P.O.  
Marsha L. Christensen, D.C.C.

### ADMINISTRATIVE OFFICE

John F. McNamara, Administrator  
Michael R. Phillips, Deputy Administrator  
James R. Marchel, Program and Planning Coordinator  
Jack D. B. Roach, Budget and Accounting Officer  
Fern O. Fisher, Administrative Secretary  
Emma Dansie, Secretary  
Sandy Iwasaki, Secretary



**END**