

University of Houston

NCJRS

JUN 1 1978

ACQUISITIONS



MUG FILE PROJECT REPORT NUMBER UHMUG- 7

Data Base No. 2

- *Transcripts of Artist/Technician and Witness Interaction*
- *Volume 3*

This project was supported by Grant Number 76-NI-99-012 awarded by the Law Enforcement Assistance Administration, U. S. Department of Justice, under the Omnibus Crime Control and Safe Streets Act of 1968, as amended. Points of view or opinions stated in this document are those of the authors and do not necessarily represent the official position or policies of the U. S. Department of Justice.

47588

MUG FILE PROJECT REPORTS

- UHMUG-1 Summary report for a Research Project "*A Man-Computer System for Solution of the Mug File Problem*".
B. T. Rhodes, K. R. Laughery, G. W. Batten, and J. D. Bargainer.
- UHMUG-2 *An Analysis of Procedures for Generating Facial Images*
K. R. Laughery, G. C. Duval, and R. H. Fowler.
- UHMUG-3 *Factors Affecting Facial Recognition*
K. R. Laughery and R. H. Fowler
- UHMUG-4 *The Minolta Montage Synthesizer as a Facial Image Generating Device*
F. H. Duncan and K. R. Laughery
- UHMUG-5 *An Analysis of Strategies in Remembering and Generating Faces*
G. C. Duval
- UHMUG-6 Data Base No. 1 - *Sketches and Identi-Kit Composites*
- UHMUG-7 Data Base No. 2 - *Transcripts of Artist/Technician and Witness Interaction Volumes 1, 2, 3*
- UHMUG-8 Data Base No. 3 - *Adjective Descriptors Used in Generating Sketches and Identi-Kit Composites*
- UHMUG-9 Data Base No. 4 - *Miscellaneous Data from Sketch and Identi-Kit Generation*
- UHMUG-10 *Support Hardware for Image Analysis Techniques Applied to the Mug File Program*
J. D. Bargainer
- UHMUG-11 *Forgery Application of a Pattern Recognition Algorithm for Facial Images*
B. T. Rhodes and K. Prasertchuang
- UHMUG-12 *An Evaluation of the UHMFS Facial Image Pattern Recognition Algorithms*
B. T. Rhodes and C. R. Walters
- UHMUG-13 *FORTTRAN Subroutines for the Pattern Recognition Algorithm Designed to Find "Look-Alikes" in a Mug File*
K. Sumney
- UHMUG-14 *A Computer Simulation of the Minolta Montage Synthesizer*
G. W. Batten and T. Wiederhold
- UHMUG-15 *The UHMFS Computer Software*
G. W. Batten, A. Karachievala and H. H. Nguyen
- UHMUG-16 *Miscellaneous Computer Software for the Mug File Project*
G. W. Batten

DATE: IO-14-74
TIME: I:40
TARGET: T- 8I
WITNESS: W-154
TECHNICIAN: BOB McCOY
TECHNIQUE: SKETCH ARTIST

867

✓

TH: Okay could you give me the approximate age of the individual that you have just seen?

W: I'd say somewhere between ah, somewhere in his thirties (30's) and forties (40's).

TH: Mid-thirties (30's) okay. And was his build slender, medium, or heavy?

W: It was heavy.

TH: What color hair did he have?

W: Had the dark brown hair. With some gray in it. Particularly in his beard.

TH: Color of eyes?

W: Brown.

TH: And was his complexion fair? Tan? or Dark?

W: Ah, it was tan.

TH: Was his skin smooth? Rough?

W: Yes, very.

TH: Smooth?

W: Yes.

TH: Did he have any facial scars?

W: He had a chicken-pox scar just above the middle of the right eyebrow. Well it looks like a chicken-pox scar. And he has another scar that I could only see when he turned profile. Because it's right under the rim of his glasses on the left hand side.

TH: Was it round also?

W: No it was a little bit elongated, it's not long.

TH: Okay you said that he had a beard, did he have side burns?
Was it a full beard?

W: Yea, it was a full beard. It's not like yours.

TH: Okay did he have a mustache?

W: Yea.

TH: And did he have glasses?

W: Yea he wears black rimmed glasses.

TH: Did he have any head gear? Head-band? A hat? or anything like that?

W: No.

TH: If you were taking a look at him from a frontal view, would you say his face was more rounded? More oval? Or.... *square*

W: It was kinda egg shaped.

TH: Thin chin?

W: No. *The other way. Forehead is flat comes out in front*
~~Kinda comes out a little in front.~~ Slanted like *sides.*

TH: Now you said what about his forehead?

W: He has a receding hair-line., kinda like this, and it's thin on the top. And a little hairy on the side.

TH: Okay is there a part?

W: No. It went straight bsck.

TH: Okay, say this is his eyebrow, eyelevel here, did it come all the way down to the top of the ears?

W: Yea, and it was kinda curly.

TH: Does it cover the ears at all?

W: No, just right at the top.

TH: Something on that order?

W: Yea.

TH: Okay we'll come back to each of the features. How about his nose? Would you say that his nose was like long and thin? Short and wide?

W: No. It was kinda short and wide and it was like it was kinda triangular. Rather broad *at the nostrils.*

TH: Would you say that the tip of the nose was sort of angular? Or was it somewhat of a rounded shape?

W: No it was more rounded...(pause...artist sketching...)...

TH: Something like this?

W: Yea, just a little more triangular that way.

TH: Is there less of the actual nostril showing?

W: Yea. The actual nostrils you can't see, because he is overweight.

TH: Something like that?

Kind of puffy, blocked in looks swollen.

W: Yea,

TH: Now how about the mouth, could you see the top lip at all?

W: Yea. it was rather thin. Not really thin but it wasn't very wide either. Kinda droops at the corners.

TH: Is it like a bow shape?

W: Yea.

TH: The middle part ~~went~~ ^{dip} down, or is it more like kinda straight in here.

W: More straight and then it comes down. And the mustache covers all the nostrils.

TH: Okay it was a thick mustache.

W: It's not a real heavy one but it was kinda a little thick.

TH: Is that about right, the mouth?

5
N.

W: Yea that looks good.

TH: Does the mustache meet with the beard?

W: Yes.

TH: Is that about the thickness of the mustache?

W: Yea, maybe a little thinner.

TH: At the top or at the bottom?

W: I think that it just kinda slants down a little bit.

TH: Does it meet here in the center? or Is there a definite part?

W: No.

TH: And you say that the overall shape of the head, (that's including the beard) is wider down here?

W: Yes.

TH: How far down away from his face is the beard? Say this is ah, the hollow area.

W: Just a little longer than yours.

TH: Was it squared off down here?

W: It was more rounded.

TH: Is that about right?

W: Yea.

TH: Do you notice his cheek bones? Are they prominent?

W: No they are not.

TH: How about his actual cheeks in here, do they buldge out quite a bit? Or are there any lines from say the nose down and out?

W: No. If anything he had this very very smooth skined face.

This only thing that was prominent would be his forehead, it went out a little bit like that.

TH: No wrinkles?

W: No.

TH: Does that give more of an indicatinn of what he...

871

W: Yes.

TH: Okay would you say that ah, from the forehead area to the actual bridge of the nose ah, was there a shadow in here?

W: No.

...Off Subject Conversation...

TH: Were the eyebrows hidden from the galsses?

I. MIN. W: Not totally. You could tell that they were kinda heavy.

TH: Ah, let's see, I'll come back to the beard. How about the way that it was cut, was it...?

W: It was cut simular to yours. Except it was probibly even *less full* fuller. And it's all very smooth shaven.

TH: Like that?

W: Yes.

TH: Okay were his ears very prominate?

W: Not too much.

TH: While I'm drawing if there's any thing that you see that I'm doing quite different from what you remember, let me know. You say that his hair was curly and the beard, was it also curly?

W: Yes right around the ears. And then on top. And it was curly in the back.

TH: Like this?

W: Yes, except the curls actually stick out a little more.

TH: That was odd about him? That might ah, something in particular
Do you remember something? *thinner up here ~~at~~ than it is here*
that you think might help on giving an overall picture.

W: I think that he is more obese across here. Maybe a little

wider across the face. His beard right under the mouth, was had gray in it. And it was curly. And his nose was a little wider on the face than that.

TH: Here?

W: Yes.

TH: Like that?... (pause... artist sketching... no verbal respond)
How about up here? Was it a bit wider there?

W: Yes, it was a little wider all the way around. *Covered more of his face.*

TH: Less than that or any or any different shape to it? Say that this would be the side of the nose here, would...

W: Yea, it started... It didn't have so much height of it. It was just kinda flat.

TH: Well if this was just something like that?

W: When you look at it, it just doesn't seem just quite as rounded as that. And I noticed that when you look directly under it you don't really see the nostrils. They're not really forward.

TH: Was it more of a shape like that?

W: I'd like to come back to that.

TH: Okay let's see. How about his eyes? What were they like?

W: His upper eyelids, folded over a little bit.

TH: Okay does the outside part of the eyes slant down? Or is this skin up here seem too just...

W: Yea this slants down a little bit, and this seems to fold over. It's not really oriented like... *extra tissue* (pause)... And he has kinda circles, I mean bags under his eyes.

TH: Like that?

W: Yea.

TH: Did it go all the way across?

15
N.

W: Not quite that far down...(pause...artist sketching)...

TH: Were his eyes deep set in here?

W: Not particularly...(pause...artist sketching)...

20 MIN.

TH: Anything that you see, that you want to change?

W: Well I don't like the nose, but I don't know what to do with it.

TH: His eyes ^{were} were brown. Were they extremely dark brown?

W: Ah, they were dark. And they might be long, considering I was looking through his glasses.

TH: More than that?

W: No. that's all right...(off subject conversation)...His eyes were a little bit more prominent.

TH: Sometimes just maybe look away from the drawing, actually and try and remember, because this might influence you.

W: Make the bags under his eyes a little bit more prominent, ...(pause artist sketching)...

TH: That's about right for the bottom lip?

W: Yes.

TH: Okay how did the ^{hair} ~~hair~~ go here? Was there ...

W: Okay it comes right down from the lip, sort of like yours.

TH: Okay...(pause)...Is it extremely curly? Down here?

W: Ah, yea. Right on the side of the face. And then further down it's not quite so curly, but it is curlier...(pause...artist sketching)...And that's a little curly too.

TH: Does this come out any more here?

W: No...(pause..artist sketching)...

TH: Is that about correct? Does it need to be changed anywhere? ...(continued sketching)...

W: I don't know if you can put this in with shading or anything,

but it's like he had kind of a flat face. Not much bone structure to it. Like right in here, seems like it just kinda not really a ledge but this goes in and kinda out a little bit.

TH: Was that how flat.

W: No. Put the glasses on first.

TH: Okay. You said he had black glasses?

W: Yes.

TH: Are they they thick or are they wire rim type.

W: No they aren't wire rims, they're you know plastic. The top corners are pointed. Not oval but, not definitely round.

TH: Was the bridge about that thick?

W: Yea...(pause...artist sketching)...

TH: How about this side?

W: Yea that looks pretty good maybe a little wider at the bottom. Not much.

TH: Okay...(pause...artist sketching)...Did this come out from the fram?

W: Yes.

TH: Sometimes the ear part comes squashed up aganist the side, here, and sometimes there's a little extention on it,... glasses.

30 MIN. W: No, his didn't have that...(artist sketching)....(2min.)...

TH: Okay, let's go back to the nose.

W: It just seems that it was more triangular than that. The base of the nose being the triangle.

TH: Oh down here.

W: Yes.

TH: Okay tell you what, why don't we do this, give me kind of an idea of how you mean, draw his nose over here?

W: Okay. Sort of like that. Only you can't see the nostrils. *And this is kind of puffy. And it's not very high.* There's some prominence there!... (pause)... (artist sketching)... *Except for a definite width.*

TH: Was ~~it~~ any fuller than this? *the lips*

W: No.

TH: Okay. Any other changes would you make? Now is the hair darker than that?

W: No.

TH: Anything that you see that just doesn't seem to fit? Well let's see, the eyebrows. Did you see the eyebrows?

35 MIN. W: Yes, you could see a little bit of the eyebrows... (pause... artist sketching)...

TH: Were the glasses tinted?

W: No. The only thing that I think I would say is different would be his nose wasn't quite that broad up here. And his eyes might have been closer. But he had sort of a sunken look about his face... (Artist sketching)...

TH: Does that look a little better? *bringing them in*

W: Yea. Not a lot.

TH: Should they come in a little more?

W: Yea... (pause... artist sketching)... (off subject conversation)... (2 1/2 MIN.)

TH: Any other changes that you would make?

40 MIN. W: Put some bags under that eye... make it look tired. I guess that's about it. Except for the scar over his eyelash.

TH: Oh, yea that's right. Going in this direction?

W: No. Not very big.

TH: About like that?

WY: Yea.

876

TH: Okay, and you said that there's was another one.

W: You can't see it directly, you have to look at that from the side.

TH: If you were going to say, compare the actual person with this drawing on a scale from one(I) to ten(IO), How would this drawing be to that person? Ten(IO) being the best.

W: Ten(IO) being the best?

TH: Yes.

LI MIN. W: Ah, Seven(7).

DATE: 10-14-74
WITNESS: W- 153
TARGET: T- 81
TIME: 1:39
TECHNICIAN: MIKE MAULDIN
TECHNIQUE: IDENT-KIT

877

TH: Approximately how old was this person?

W: Ah, thirty(30) to thirty-five(35).

TH: Okay. Would you describe this person as tall? Medium? or Short?

W: Medium.

TH: How would you describe his build? Slender? Medium? or Heavy?

W: Heavy.

TH: What color was his hair?

W: Black.

TH: Did he wear glasses?

W: Yes.

TH: Did he have a mustache? Or beard?

W: He had both.

TH: Did he have sideburns?

W: Yes.

TH: How would you describe the length of his hair?

W: He had a very high receding hairline. And in back it was a little bit longer. Such as curling up.

TH: Okay, it was curly up in back. Did it cover his ears?

W: Yea, over his ears. I mean you know. Yea over his ears.

TH: So, ah, back behind his ears?

W: Right.

878

TH: So his ears were out ah, prominate. Okay, I'm going to try to construct a little bit of a face here for you. Would you ah, (pause) Okay, I've got A-05. N-03. D-21. E-25. L-01. C-03. Would you look on this and see if you can pick out his hair-line?

W: I think it was this one right here.

TH: Very much like that?

W: Very simular.

TH: H-35. This ah, is a, just on the basis of what an average person might look like from those verbal descriptions. I'd like for you to look at that and ah, tell me what aspect of that face bothers you most. That looks least like him.

W: I think it's the eyes.

TH: Okay, what would you like to change? How would you change those eyes? To make them different.

W: I think they were a little closer together than that.

TH: What about the shape of the eye?

W: About the same as that right there.

TH: They were closer together?

W: Yea.

TH: Is there any other part of the eye that you would change? Any aspect of the eye that you would change?

W: I think the eyebrows are a little are a little bit bushier.

TH: You want something closer together than that huh? But the shape is correct?

W: Right.

TH: Try E-06. The shape is a little bit different here.

MTN.

W: ...(pause)...That's more like it there.

TH: Which one? This one?

W: This one right here, the one you have on there.

TH: That one's better?

W: Ritht.

TH: Okay, but it still, it still dosen't quite look like him?

W: Well he had glasses on.

TH: Okay let me see if I can find, let's put a pair of glasses on him right quick. I have some glasses to choose from. You can pick one that looks closest to his.

W: Ritht here.

TH: Okay. Did ycu notice weather the glasses covered the brow or not?

W: They did not.

TH: She picked out G-07. And the eyes I put in were E-06. Does that help? The eyes look more exact? How do his eyes look?

W: They look more close together, and that's how they looked. The glasses brought them in more.

TH: Did his glasses fit like that?

W: Ritht.

TH: You said the eyebrow was different,

W: It was a little bushier right here.

TH: A little bushier?

W: Yes.

TH: Was there a seperation here?

W: Yes, there was a definite seperation.

TH: What about the texture of the hair?

880

W: It was long.

TH: Was it anything like this? This is kinda curly.

W: No, it was kinda straight.

TH: Kinda straight. Like maybe ah, say something like that? But thicker.

W: Right.

TH: Something like, (What do we have on there now?) (This is what we have on there now) Ah, would you say something maybe, like that?

W: Right. That's getting more to it.

TH: D-67. Let's see what this does for him.

W: That's it there.

TH: Those are the eyebrows?

W: Yes. Because the glasses just touched them.

TH: Do you think we could improve upon them?

W: I don't think so.

TH: What else about the face, besides the eyes and the eyebrows?

W: That's about all...(pause)...The mouth could be a little bit fuller. The bottom lip was a little bit bigger than the top one.

TH: Was it full all the way across, or did it have this little?

W: Just the mid part of it was thicker.

TH: Let's see if we can find his mouth in here..(pause)...Maybe something like this, a thicker bottom lip?

W: Yes.

TH: But it still has that shape like that on the upper lip?

88/

W: It did. I thin' the other one is closer.

TH: Okay. L-28. Does that help?

W: That's it.

TH: That's his lip huh?

W: Ritht!

TH: Okay, what else would you change about this person?

W: That's about it. He was rather, very similar to that.

TH: ...(pause)...You don't want to change any more? That's about as good as you thin' that you can get?

W: Yes.

TH: Okay. On a scale from one(1) to ten(10). Where ah, one(1) is dosen't look anything like him, and ten(10) is looks exactly like him. How would you rate that image?

W: I'd say, about a eight(8).

TH: About an eight(8). It loo's very much like him?

W: Yes.

TH: Okay, that's good, thank you.

10 MIN.

DATE: 10-16-74
TARGET: 82
WITNESS: I55
TIME: 3:25
TECHNICIAN: ROBERT A. McCOY
TECHNIQUE: SKETCH ARTIST

882



TH: Could you give me the approximate age of the individual that you have just seen?

W: Eighteen (18).

TH: Okay. Was his build slender? Medium? or Heavy?

W: Medium.

TH: What color hair did he have?

W: Brown.

TH: Dark brown?

W: Light brown.

TH: Color of eyes?

W: Brown.

TH: Complexion? Was it fair? Tan? or Dark?

W: It was fair.

TH: Was his skin, smooth? Rough? or did he have Wrinkles?

W: It was smooth.

TH: Okay, Did he have any facial scars?

W: No.

TH: Did he wear glasses?

W: No.

TH: Have a mustache? or a Beard?

W: No.

TH: Could you see his sideburns?

W: They were real short.

TH: Did he have any head gear? Head-band? Hat? or anything like that?

W: No.

TH: Okay. If you were looking at the individual from a frontal view, would you say that his overall ah, shape of his face was oval? Round? Squared off? What?

W: It was sort of a oval shape.

TH: Okay. As I go along if you could bring up some points that you remember pacifficly, it might help in identifying him. Okay. Ah...first of all his hair. Was his hair very long?

W: No it was short.

TH: Did it cover the ears?

W: Ah, yes.

TH: The top of the ear? Or did it come down about half way? Or what?

W: You mean, did it come over the ears?

TH: Yes.

W: No. It was kinda cut and went went back like that.

TH: Just right up to the ear?

W: Yes.

TH: Was his hair straight? Or was it curly?

W: Straight.

TH: AND did he have a part?

W: Yes.

TH: And if you were looking at him, what side was his part on? 《

W: On the right.

TH: On this side?

W: Yes.

TH: Okay on his left...Approximately, where was that located?

W: Ah...about right here.

TH: Well, okay, this is his eyebrow. Was the part real low on his forehead? I mean did the hair kinda sweep around like that? Or could you see a definite part, like that? Or what?

W: It had a definite part in it.

TH: It's about here?

W: Yea.

TH: Would you say that his hair was nice and full and dry looking or was it real close to his head? Ah, the wet head look? (You know)...(laughter)...you know what I mean?

W: It was close and dry.

TH: Something like that?

W: Yes.

TH: Did it sweep down across his forehead like that?

W: Yes.

TH: Did it cover the eyebrows? This is where the eyebrows would be.

W: No, I don't think so,

TH: Did it flip up anywhere?

W: No.

TH: Could you see the hair in back of his head at all?

W: Yes, just a little bit.

TH: Just a little bit. Okay. And what kind of a nose did he have? Was it long and thin? Short and wide? How would you best describe it?

W: Long and thin.

TH: Okay if you ah, remember the tip of his nose. Was it a rounded shape? Or was it more of an angle? Ah, sometimes they almost come to a point. Or something like that.

MIN. W: I guess it almost came to a point.

TH: Okay did he have a hook nose? Or was it just relatively straight?

W: It was straight.

TH: We'll come back to each feature as we work on it, but would that be generally the shape of his nose? THIS being the side of his nose?

W: Yes.

TH: What type of a mouth did he have? Was it, were his lips real full? In other words were his lips thin? and did the opening of the mouth go straight across? Or was it more of a bow shape?

W: ...mumming...

TH: Well when I say a bow shape, sometimes the mouth will kind of curve down, come up, and then there will be a little dip in the center, and then it'll (you know) kind of curve back down like that. This being the lower lip.

W: He had ah, full....

TH: Full lips?

W: Yes.

TH: Do you notice a definite crease right under the nose to ah, the top of the lip?

W: Yes.

TH: About like that?

W: Yea.

TH: And you say his lips were full. How were they shaped?

W: They were rather curved.

TH: Okay, well, sometimes look away from the drawing and just try and picture him in your mind, because sometimes the drawing might influence what you are trying to remember. Ah, okay. We'll ...What was his jaw line like? Was there, was his... Did his jaws just curve around nicely and just come to a rounded tip down here? Or was his ah, chin a little more squared off down here? Was there a dimple? How would you describe it?

W: Narrow.

TH: Narrow?

W: Yes.

TH: Okay. Ah...(pause...Artist Sketching)....Like that?

W: Yes.

EH: Did you notice any more there where-by it would seem to make his chin ^{recede} ~~protrude~~ more?

W: I didn't pay any attention.

TH: Okay. Ah...Let's go to the eyebrows. What were his eyebrows like?

W: They weren't that heavy. But they weren't that light.

TH: Okay. Did they start in the center? Or did they start more-or-less around this area?

W: They started in the center.

TH: In the center? They met?

W: No.

TH: Okay. Ah, Did they have an arch? To them and taper. Or did they go straight across? Were they the same width all the way across?

W: I guess they had an arch to them.

TH: Okay. Just a gradual arch? It wasn't anything real prominate?

W: Right.

TH: Did they taper off as they come this way?

W: Yea.

10 MIN.

...(pause...Artist Sketching)...

TH: Okay. How about his eyes? What do you remember about those? Were they ah, more-or-less a normal shape? Did they slant down in any certin direction? Were they unusually large? Unusually small?

W: I think they were kinda small.

TH: Just a normal shape to them?

W: Yes.

TH: Did you see the eyelid?

W: I didn't pay any attention to it...(laughter)...(pause)...

TH: Would that be about right? What would you change about that? If anything...(pause)....

W: I think it was a little bit larger than that.

TH: The overall outside part?

W: Yes.

...(pause...Artist Sketching)...

TH: Were his eyes, Dark brown? Or light brown?

W: Dark brown.

TH: Were they so dark brown that you couldn't tell the brown from the pupil?

W: Yes.

...(pause)...

TH: Anything else that you remember about him, while I'm working on these?

MIN. W: No.

TH: Were his eyes deep set?

W: No.

TH: Do you remember if he had any wrinkles around the eyes? Anything noticeable there?

W: No.

TH: Did he have any wrinkles that came from around the side of the nose here? Around the cheek, down to the mouth?

W: I don't think so.

...(pause...Artist Sketching)...

TH: Is everything looking like him so far? Would you change anything?

W: ...mumbling...

....(pause)....(Artist Sketching)...

TH: Okay, let's go back to his hair. Was his hair any longer than that? Does it come up here anymore?

W: No.

TH: It doesn't?

W: No.

888

TH: Do his ears protrude any more than this?

W: I think they were a little bit smaller than that.

TH: You mean length wise?

W: Length wise.

TH: Okay. About there?

W: Yes.

TH: About like that?

W: Yea.

TH: Would you change the face structure? The structure of the face at all?

W: No.

TH: Okay...(pause)...(off subject conversation)...(Artist Sketching)...Sideburns about there?

W: Yes.

...(pause...Artist Sketching)...

TH: Be sure if you see me doing anything contrary to what you remember, be sure to let me know...(pause...Artist Sketching)...

Were his eyelashes prominent? Were they long? Anything that you noticed about them?

W: No.

TH: Is there anything that you would change at this point?

W: No.

...(pause)...(Artist Sketching)...I½ MIN.

TH: Any changes anywhere?

W: No.

TH: In your opinion, this looks like him?

W: Well Okay.

TH: Well let me know, before we stop, so that ah, we can try and

20 MIN.

get it as close to him as possible.

890

W: I guess so.

TH: Okay then I guess that's it. One more question. If you were to compare this drawing to the actual person on a scale from one (1) to ten (10). Ten (10) being the best. Or closest to him. How would you rate this?

W: About six (6).

24 MIN. TH: Okay. That's it.

DATE: October 16, 1974
TIME: 3:23
WITNESS NUMBER: 156
TARGET NUMBER: 82
TECHNICIAN: Not given *mm*

891 ✓

T: Approximately how old was this person?
W: Ah, about 18.
T: Okay. Would you describe this person as tall, medium or short?
W: I'd say he's medium.
T: Okay, that would be between five seven and five eleven?
W: Yeah.
T: Would you say this person had a slender, heavy or medium built?
W: In between slender and medium.
T: Okay, it could have been slender it could have been the medium.
W: Yeah.
T: What color hair did he have?
W: Brownish blonde.
T: Did this person wear glasses?
W: No.
T: Did he have a moustache?
W: No.
T: A beard?
W: No.
T: How about prominent sideburns?
W: No.
T: Okay. I am going to do medium medium on this person. C-28.
How would you describe this person's hair?
W: It's fairly clean cut. It was sort of thin.
T: Was it long hair?

W: No, Short.

T: Was it straight?

W: Straight.

T: Okay. Straight thin; short hair. Did he have a part?

W: Yes, he parted on the right. And then combed over.

T: Combed, brushed back?

W: Combed, brushed all the way, wasn't any on the forehead, brushed ~~right-back~~ *over like that*.

T: Would you look at these hairline and see if you can find a hairline that looks close to it? C-28, D-21, L-09, E-10, U-03.

W: I like this one. And this one. Like this one has a wave and this one's too ~~layed~~ *high*. And then it came to his top kind of like that.

T: In other words it's, this is too high a curve on this person, his hair was more --

W: His head wasn't that flat.

T: So there's more curvature to his head. Something in between this and this and that.

W: Mm.

T: Okay. She was looking at [#] age 68, [#] age 48, and [#] age 116. He had a part. Let's see if I can find something. Okay, this is the one you said, his hair was rounder than this?

W: Mm.

T: Is that correct?

W: Yeah.

T: This is one of the ones you picked out, does that look a lot like it?

W: His lines wasn't like that, it was a straight line.

T: Okay, it wasn't receding like that? Was an older hair style. How about something like this? Is this too wavy?

W: No, it's too wavy. Too much.

T: How about this?

W: Sort of like that, but there's too much on the top.

T: How about something like this? Is this the wrong texture?

W: Yeah, it's straight.

5 min

Q: Something like that?

W: Yeah, something like this. Only thing is he had it combed all the way over but that's just about it.

Q: This is better than say this or this?

W: Um, yeah.

Q: Would you say this is best?

W: Yeah. It wasn't that dark.

Q: If you could ignore the color, which would be closer?

~~See 134, see 141?~~
#

W: This one.

Q: Okay, his hair was not, it wasn't that short was it? Maybe like this?

W: No, it's more like

Q: This?

You are gonna go with this one?

~~See 134.~~

W: Yeah.

Q: I am going to try ~~see~~ # 134.

Q: Was this part on the left or the right?

W: On the right.

Q: His right or your right?

W: My right.

Q: Okay, I'd like for you to look at that, and tell me what bothers you the most about that.

W: His face is thinner, his nose was thin, the lips are about right. And his eyes look smaller.

Q: Um.

W: Kind of settled a bit more apart. Looks like that's about right now.

Q: Okay, Ah, let's work on his chin first. Okay, since that was the first thing you mentioned, perhaps the most obvious. His face was thinner. What about the shape of his chinline?

W: It should come in.

Q: In a bit more.

T: Does it make it look thinner or do you want something more pronounced than that?

W: It looks big you know but I think it, try a different one.

T: Okay, try G-10.

W: Now the ears are too big.

T: What about the shape of the chin?

W: That looks just about it.

T: Just about what you wanted?

W: No.

T: The ears are wrong on that chin. His ears aren't that big? G-30. How's about?

W: Yeah, that's better.

T: Is the shape of the chin okay?

W: Push it up a little bit.

T: Too long, how's that? Okay. G-30 minus 1. Would you say that's his chinline?

W: No.

T: So we made the face thinner. The next thing you mentioned was the nose, you said the nose was

W: Thinner.

T: Thinner than that. Was it, ah, how was it shaped? Was it shaped different than this or?

W: See how this is broad? His is skinny nose.

T: Across here?

W: I guess the lines indicate a broad bridge. The bridge of his nose was thinner too.

T: Okay, you want a thinner nose, let me show you, let me try, ah, N-35. That's a thinner nose?

W: Looks better.

T: It's better but it's still not quite it. How would you like to change that nose?

W: His nose pointed.

T: Pointed?

10
in

W: Mm.

T: You mean---LAUSPPER

W: Well, you see that looks flat you know, but his is pointed. I mean his whole nose is kind of stuck out of his face. It's skinny and pointed.

T: These lines here are actually there to suggest this nose is more or less straight, and comes pretty far off the face. Ah, could you see his nostrils?

W: Yeah.

T: *more pointed...*
N-37. Is that more like what his nose looks like?

W: No, that one looks better.

T: This one does?

W: Yeah. This droops. Right in the middle it doesn't droop any.

T: You can see it, like this shows his nostrils. More pointed nose. Try N-24. See how that looks.

W: That one is broad.

T: Too broad?

W: Mm.

T: So, as far as this distance goes across here on this nose, this is a correct size. So you have to have something that's about this size but more prominent I guess, mm. I think maybe that's the only one we have. It was long and came away from the face? Pointed out this way?

W: Mm.

T: You see any that looks the right shape or suggest the same?

W: No. All over too wide.

T: Too wide. This is probably the best nose. Just leave that nose on there. We are going back to N-24. Back to N-35. The next thing you mentioned was his eyes. Said the lips were okay. His eyes needed to be smaller?

W: Mm.

T: Further apart?

W: Mm.

T: Those eyes are too close together. We have a different nose on there now, that makes them look a little further apart. But do you think they still need to be further apart than these?

W: No. Just that the *face* is smaller the nose is smaller.

15
min

T: The eyes definitely need to be smaller?

W: Mm.

T: What about the shape of the eyes? How would you describe his eyes? Shape of his eyes?

W: They were kind of in set. And they weren't this round. They were sort of an oval I guess.

T: Maybe not quite as much width here.

W: Mm.

T: Did he have bags under his eyes?

W: No.

T: *smaller eyes ---*
Smooth eyes, more almond eyes, in set?
E-17.

W: Yeah, that's alot better.
He kind of look ~~wolfy~~. He didn't look that ~~wolfy~~. *woeful*

T: This image look too wolfy?

W: Mm.

T: He didn't look quite that bad, huh.

W: No.

T: The shape of the eyes more or less right?

W: Yeah.

T: Kind of deep in set?
Smaller? Let me try another one. E-32. That's wolfy.

W: Something like this but they go small like that.

T: Okay, these eyes are too large then?

W: Mm.

T: Okay, but there's kind of something you like about this that these don't have.

W: These look---

T: Too thin?

W: Yeah.

T: And these?

W: They look too bright.

T: Were his eyes a little bit brighter? Than these?

W: He had brown eyes.

T: So this part was darker?

W: I guess the eyes were dark but around here were light. This is too dark. The whole line is too dark.

T: Okay. Try E-04.

W: Yeah, only it wasn't so baggy.

T: There was too many bags under his eyes?

W: No, ^{those} both eyes look okay.

T: Let me try one more see if I can get rid of those bags. Would you say of the eyes you have seen so far these are the best? The ones that are on there now.

W: Mm.

T: E-48.

W: Those look okay too. ~~They look like E-44~~

T: Going back to E-4.

W: I like these better without the bags. You know, same eyes but only--

T: No bags.

W: Yeah.

T: I don't think we have the exact same set of eyes. I know we don't have the exact eyes without the bags.

W: Not quite that dark.

T: This dark, Mm. Which one of these would you prefer to have on there? Which of these two? I don't think the shape is quite as good. The bags, I can't get rid of the bags though. How about that? They still look good? They look better on top?

W: The eyebrows should be a little thinner.

T: His eyebrows were thinner?

W: Mm.

T: What about the shape of the eyebrow? Was it?

W: They are straight like that but they are thinner.

T: Thinner, okay. What about the texture of the hair? This hair is you know kind

00
min

Q: of curly,

W: He had straight eyebrows.

Q: Okay, D-13.

5 min

W: Yeah, he didn't look that mad though.

Q: But that's more like what his eyebrows are though? So if we can get something like that but didn't make him look so angry. Let me try one more. D-17.

W: It's straight, but I like this. The shape of the way--

Q: Let's see if I see anything I can try, this is a good shape. But it's a little too bristly, huh. Too thick. D-71. These are probably as close as we are going to get. D-23. Which one would you prefer? 17 or the one that's on there?

W: I like this.

Q: You like these better?

W: Mm.

Q: Okay. Would you look away from that for a minute. And kind of think about the guy, what he looks like, for a minute, look at the wall, just think about picturing his face. Have you got his face in your mind's eye? Do you see his face?

W: Mm.

Q: Okay, now look at this. And tell me what bothers you about that.

W: I don't know, maybe it's just the expression on his face. He just didn't look that serious. But other than that I guess that's pretty much it.

Q: Ah, okay. I like for you to rate that image where one is, it doesn't look anything like him, and a ten means that looks exactly the way you remembered him. So, between the one and ten, can you put a number on that image?

W: I'd say about eight.

30 min

Q: Okay, very good.

DATE October 17
TIME 1:40
TARGET NUMBER 83
WITNESS NUMBER 158

899

TECHNICIAN Andrew Meridith

- AM: Okay, ah, medium built, and nineteen (19) years old. Ah, if you were thinking about the shape of this person's face as a whole, and you have two polarities on one hand you had a very long face and on the other hand you had a short face, it was wide as it was long or something, it's, the width was noticeable, which direction would it be going? Towards the wide or the long face?
- W: I guess it would be toward the long. *Sort of an oval*
- AM: Allright. Ah, what made you think that the person was 19 years old?
- W: Mm, he looks about 19, just talking to him.
- AM: Mm. No, any large apparent wrinkles or anything?
- W: No.
- AM: Okay. Ah, what kind of hair did this person have? Other than the, just the color, the length, the texture, the way it's combed, so forth--
- W: His length was about shoulder, taller length in the back. It hit about fourth of an inch above the lobes of his ears, it was wavy. And it sort of, it went out, it went wavy, and it came out to the side, like that.
- AM: Kind of bushy over the ears?
- W: Right. It sort of looks like a Christmas tree in a way.
- AM: Okay, it kind of flipped up around the ears, or---
- W: It didn't flipped, really. It just went out, ---
- AM: Okay.
- W: And the part was on, the left side.
- AM: Okay. Looking at it and that was his left?
- W: No, it was really, yeah, well, when I was looking at him, it was on the right side, just like mine.

AM: Okay.

W: Okay?

And the part even up with his eyebrow. The edges of his eyebrow. That's about where his part went.

AM: Alright. Was that a well combed part?

W: Mm.

AM: Okay, ah, was there hair on his forehead?

W: Ah, starting from the part it was up over his head, and just, you know, he made it all the hairlines, and then it just barely cut down across his forehead. And over to the side maybe about an inch at the most, past his hairline, it didn't go down far.

AM: Ah, okay.

You said it came over his ears or it was combed behind his ears?

W: No, it came over his ears and it hit about right here.

AM: Okay.

And you couldn't see the top of his ears at all?

W: No, can just see the part down at the bottom.

AM: Alright. Ah, if his forehead was pretty uncovered then, ah, could you tell anything about it as far as the particular shape that it had, if it was a large forehead or it looked like a short forehead or what? Normal or what?

W: It was about regular shape, normal size then, and his hair is more squared off this way except for his hair further down elsewhere.

AM: Alright, okay, let's see. Ah, did you notice any kind of development of, over the eyes, of a separate brow area that stood out in the forehead in any way or was that seemingly one plane at the forehead and the brows in one plane. Some people have a definite brow area.-----

W: No, it wasn't-----

AM: Okay.

W: I was just going to say his eyebrows were oh, between an eighth and a quarter inch thick, you know, and you know you have your few hairs like-----
And they will descend just to the end of the eyes.

extend

AM: Ah, how do they go across the face? Were they straight across? Curly or-----

5 min

W: Just, no, well, they slightly slant down. Just very slightly.

AM: Okay. *they were*

W: And ~~these~~ straight ones, you know, didn't have any curve in them.

AM: Allright. There wasn't any tendency I gather for them to grow together in the middle?

W: No.

AM: Were they thicker towards the middle? *And then taper off out?*

W: No, they were about even all the way across. *You know you have your straggly ones at the end.*

AM: Okay, ah, the next area that we are gonna talk about, that's the area, because it helps, there's alot of things, kinda across through the eyes, and the top of the nose, and it's easier to think about the way, oh, we'll start with the nose, how the nose came out of the forehead. Now, some people have, what you call a Roman nose. It comes like right out of the forehead very straight. Other people have a slight indention or dip in through here, ah, and varying stages in between, ah, can you remember anything about that in his nose?

W: It wasn't, he didn't have a very *big indention* you know, regular size.

AM: Okay. Was there anything that you remember about the thickness of the nose up there, was, ah, or the nose at all, was there anything that stood out about it?

W: No, it just went straight down and like a triangle shape, not that far though, out, and his nostrils didn't show up very big, his nose didn't point out ~~anything~~. They just show *a tiny bit* *the end.*

AM: Was the end turned down in any way, did that-----

W: No, it was just sort of round, well, had sort of an old square right there, not very much though.

AM: Okay, ah, the reason I asked if the nose was turned down was if the nose was turned down you see less of the nostrils, or even straight across.

W: No, it was straight across, more or less.

AM: Okay, how about the length of the nose? ah----

W: Mm-----

AM: If an average nose is five, what would you say his was? And you are on a scale of zero to ten?

W: I'll say it's between five and six.

AM: Okay.

AM: How about the width of the nostrils? W₂s there any, ah, things that are----

W: They weren't wide.

AM: Narrow though in the other way or-----

W: No, they were just round. *Just a normal shape.*

AM: Okay, oh, when we start talking about the eyes, we may come back to the nose some.

W: Okay.

AM: The eyes, there is a lot of things that you can talk about it, as far as ah, the set of the eyes, how far they were set, the shape of the eye itself, was it a very smooth eye, was it more angular, ah, the smooth eye being what some people would call them the almond eye, they look more like ~~fox~~ *fox* eye, and some eyes are wider open, so forth. Was there anything you remember about-----

W: His eyes were real wide, open, the bottom of them, they didn't have any curve, they were sort of straight.

AM: Okay, Mm--- How about the set of the eyes, do you remember-----

W: They weren't real deep setting.

AM: Okay.

W: They were sort of out, not real, just lined up even with the face.

AM: How about eyelids, was there any noticeable-----

W: Just tiny, real tiny ones. The top of his eye lid, start at the width and went, you know, like a moon shape but it had the effect of the slanting down eye. It gives you that effect with his eyebrows.

AM: Okay, allright.

W: And they weren't real big.

AM: Allright. They weren't real big in the sense of open wide, or in the sense of a cross, then.

W: Right.

AM: Ah, that brings up a point I haven't asked you, was it any particular feature or features on the face that you really remembered as being outstanding? The hair seems to be pretty outstanding. Was there any features on the face that was, that we can really capitalize on? Any area?

W: No, under his eyes, he had sort of a little *bag* ~~band~~ line, sort of straight across his eye, when you look straight into. Ah, right here where

omin

his moustache would be, I don't know if it was growing or not, it was just sort of dark right here, and on the rest of his face, -----

AM: Okay.

W: His chin went down, not very much though.

AM: Okay.

Ah, on the eyes, you said it had the appearance of slanting eyes, was there actually any pulling down at the corner of the eye?

W: No.

AM: Okay. They were fairly straight across.

W: Right. It's just that this plane at the top of the eyes is more down, you know, understand?

AM: Yeah, I think I do but I want to make sure. I'm drawing upside down, that's the inside of the eye, and you said it's fairly straight across the bottom?

W: Right.

AM: The angle here was ^{steeper} ~~deeper~~ and then it tapered off.

W: Right, right.

AM: Okay, fine.

You said there was a slight bagging under there?

W: Yeah, it's just slight though.

AM: Okay, and a very thin upper lid. Upper lid on the eye? We've kinda covered on through the nose and the eyes, ah, what about, ah, around the distance, when we start talking about the mouth, we can also start talking about the distance between the nose and the mouth. And in particular there is this ^{little dip} ~~lip~~ ~~gap~~ on the upper lip there, was there anything particular about that? anything-----

W: No, his lips aren't real big, they are smaller. He had sort of an outline of the lip at the top.

AM: Okay. If his face was, oh, not necessarily long but, let's say it was average and maybe a little longer than average, what was the length coming into the face? Ah, what made his face looked old rather than wide? Was there any particular area that you remember being long as far as-----

W: This part, is this what you are talking about-----

From here to here-----because his hair made it looked square up here, his hair sort of went on down like here, and it, you know, out -----

AM: Okay, so between the eyes and the chin it's where the length seem to

come in.

W: Em---

AM: Okay, ah, did you happen to see the nose from the profile or anything?

W: No.

AM: Okay. So the lips weren't large in any respect, either, *do this way.*

W: They were just average lips. They were about even.

15 min

AM: Was the mouth running fairly straight across, or did it have any ---

W: Yeah, it was running straight across, it didn't have, it didn't go down or -----

AM: You said something earlier about the chin, I wasn't quite sure if you were saying ----

W: Consider just the little oval shape, it sort of, after it got down round the mouth it sort of slanted in just a little, you know, it's more of a point ' down here than real oval thing.

AM: Okay. When we talk about, not just the chin but the chinline, ah, there are several parts of it. There is an end, and there is also back here we have the jawbone. Ah, was there anything you know about the jawbones themselves?

W: No. About here to here it is pretty well straight. Except for just a sliding ditch on his cheekbone, his cheekbones did not show up very much. His face looks full all the way down the line.

AM: Allright.

W: And, his jawbones didn't stick out that much. It just had, you know, his chin was what made the difference of the oval shape.

AM: Okay. The cheekbones weren't pronounced. Okay. Generally, cheekbones are about the widest place on the face. Do you say that his face tended to be more parallel through here?

W: Right. See, his cheekbones didn't stick out very much.

AM: Okay, how about-----

W: He had, you know just a tiny bit.

AM: Yeah, okay, fine.

AM: Where would you place them if you had to say where they were?
Ah, closer up the eyes, even with the eyes, little below the eyes?
How far down would you say? If they were more pronounced, would they
be high cheekbones or-----

W: No, they were ~~fair~~ ^{not real high} and under the eyes.

AM: Okay. Ah, this is another one of those opposite questions. Ah, if we
were thinking about his face on one hand you have someone with a very
soft face, on the other hand, you have someone with a very angular
face, would his face be more tended toward the soft rounded face or
more towards the angular face? As far as bone structure.

W: They weren't real big angular, you know.

AM: Okay. I have to do a little bit of catching up with everything you
said. But if anything comes to mind while I am drawing, interrupt
me, and I will make a notation of it.

W: Okay. About his part, it didn't start wavy right away. It goes several
inches smooth and then it started wavy.

AM: Okay. Just keep thinking about him. And if anything pops out-----
And what I'm probably gonna do is when I get this thing in better
shape, then I'll kind of flash card it to you. And I want you to tell
me immediately what looks wrong with it, ah, it's very flattering if you
know what's right, but I rather know what's wrong with it. And I can
change anything on the drawing, its no trouble at all. I want to tell you
an image is established, it's very easy to make changes. So I mean if
the whold face needs to be longer, in fact anything I can change it.
It's still gonna be kinda sketchy, so if there's anything, if there is
part you don't understand, let me know and I'll try to clear up on it.

W: Okay.

AM: One thing we didn't ask is what kind of neck did he have?
Was there anything in particular you remember about the neck?
Fat, short neck, long?

W: It was a medium, it wasn't real short or real long.

AM: Okay. How about the way that the neck and the jaw came together?
Did his neck seem to easily melt into the jaw? Was there a definite
difference you notice in any way?
What I'm saying is if he have very strong jawline it would have been
noticeable where the neck connected up with the jaw area. It probably
would have seem to be a bigger jumpr in his face. Where as if he had a
not as quite of a dominant jaw on his neck, the jaw would have seem to
come together more of ease.

W: Mm--It was little noticeable, not a whole lot.

AM: Okay..

W: He did have a little acne on his cheeks.

AM: I'll probably note that on his sheets. It's easier to say than it is to draw. Ah, back to the hair again from around the ears, ah, you could only see about a bump ~~through~~ ^{below the} ears?

W: It was just a thin part. The lower part down there was a bump..

AM: Okay, could you guess about the size of the ears? in any way. As far as were they large or small? What you saw, was it sticking out or do they seem close to the head or what?

W: I think they look close to the head. His hair was freezy so you couldn't really tell. You couldn't tell if that was his hair or if it was his ear.

AM: Okay, ah. The hair went over the ears and then could you see any hair below the ears? Or did it kind of stop?

W: No, it went---

AM: It went on back behind then. Okay. I want to show you the drawing, I've got something but I just don't know what to do after that. How about sideburns? Did he have any?

W: I didn't notice that.

AM: If they were there they are pretty small then.

W: Mm.

AM: Okay. Okay, what's wrong with it? What's off?

W: His eyes. They need to be a little smaller.

AM: His eyes were too large in what respect? They are too wide open?

W: Yeah, they are still a little too wide open.

AM: Are they too wide, too big this way across? Let me draw his hairline again and I will come back to it. In the drawing, I'll make them little shorter this way then we'll look at them again.

W: Okay.

AM: Did they look like his eyes are like this all the time? Or did he just look sleepy at the moment?

30 min

W: No, they weren't very good. You have to really look to tell ^{the color of} ~~they were~~ his eyes. He was looking down so much he was reading ~~sideways.~~ ^{the paper.}

Narrower than
AM: No ~~in~~ that?

907

W: No, they are a little bit, they are not quite out in spot like that.
But also they have more of a slant to it, all you see is down like this.

AM: Okay, fine.
More---Should slant more?

W: No, that's not right.

AM: It's possible they could slant more.

W: No, it wasn't that noticeable, you really have to look.

AM: Okay. What's wrong dimensional wise? does this need to be longer?
You said that's where you thought the length came into the face.
Was it that the nose was too short or ----

W: His forehead wasn't quite that wide.

AM: This tall or wide?

W: I mean that tall.

AM: Okay.

W: Ah,

AM: I think we can lower that down a little bit.

W: Not a whole lot.

AM: I'm just gonna move the hair down a little bit.
You said the hair kinda framed in the forehead, is it not looking right?
You said it kind of looked almost boxy, is it?

W: Sort of made his head on top looked square-like.
And sort of went smooth a little that way.

AM: Yeah, I'll get that. What did it do below his ears?
It seemed that it kind of pushed out over the ears?

W: Yeah, it came over his ears. He really, I didn't notice the sideburns.
And I didn't really notice any of his hair except for this real fallen
tip. Cause his hair came down on his face, you know. It went over his ear.

AM: Okay, then what happens? Does it come on down noticeable? down there?

W: Yeah.

AM: Okay. I was wondering if you could see it looking at him straight on
below his ears, and out to the back of his neck.

AM: Think about for a minute without looking at the drawing where the cheekbones were, and about the shape of the face, where you said it was kinda parallel and where it started to point in toward the chin, ah, where it start to slant in down more toward the chin. And see if we are getting any of that feeling at all. Ah, you haven't ask me to change it, and it seems that you remember that fairly well, and I want to try and get that as clear as possible. Also, anything else-----

SE MIN

W: When you look at him, just the sides right here were fairly straight, okay? except for his cheekbones, they barely slide just a little. Not enough, you know, it wasn't that set out.

AM: Okay. So if I put cheekbones having a slight bulge through here, what do you think?

W: Yeah, not quite that much, though. It, just about like that. More like this.

AM: More like this side. Okay, and then the face came down fairly parrallel and then start to go to the chin. That drawing isn't quite symmetrical, this side is a little wider I can see. The cheekbones are a little full over there. Ah, and the jawbone is do you think it tended towards that or did it tend toward the other side? It's not, it's a little soft drawn.

W: It's more, wait a minute.

AM: Okay, just think for a minute, I don't want to rush anything. Take your time.

W: I think it looks more on the left side.

AM: This way? Okay. How about the chin itself? Right down through here, was there anything you know about that shape?

W: It was sort of straight, there wasn't very much shape if you look at them rihgt here, it didn't really have a dip or anything.

AM: Ah, did the chin seem to curve out any? or you said it seems kind of flat.

W: Yeah, it's more straight. It didn't have a real big curve on here.

AM: Okay, was there any way toward, was it a receding chinline that it went back up here in any way or was it just flat? Did the face tend to go back in at an angle from the mouth is what I'm trying to say.

W: Mm--hm---Mm.

AM: Okay. Ah, just put it flat through there. Ah, was there any blockiness associated with that flatness? As far as any flatness across right at the bottom of the chin or -----

W: No, it sort of point down. There wasn't, there was no blocking.

AM: Okay.

AM: Speaking of that angle, was there a tendency for the forehead to slant back in any way? or was it fairly straight up? The face seem fairly flat?

W: Yeah, it seemed fairly flat.

AM: Okay.

W: Cause this was just ^{almost as full} all ~~that~~ was, right here ^{as} is his cheekbone, you couldn't tell, you know, just a little shape, just barely., you know you could tell where his cheekbone was.

AM: Was that because of what, his slight shadow under his cheekbones or---

W: Yeah, just a slight one.

AM: Okay.

W: Not a whole lot though.

AM: Yeah, he didn't have sunken lower cheek area.

W: No.

AM: Okay. Ah, think about that hair again, and what you first said about that the christmas tree, is it looking enough, does it go out enough on the sides, does it need to bulge out more here?

W: Yeah, and it sort of, it didn't have the big curve like that, it sort of went out, sort of straight in a way, almost.

AM: Kind of straight?

W: Yeah, not quite out that ---

AM: But was it kind of blocky?

W: Yeah. It was blocky up at the end.

AM: Yeah, I was exaggerating, trying to get it across right.

W: It fit sort of more to his head in the way of the top went.

AM: I can understand how it would--- I don't want to try it.

W: Had bushy hair.

AM: Was it bushy and well combed?

W: It was well combed.

AM: Okay.

AM: Did they ^{run in} ~~like~~ even waves? or was it kind of ^{frizzy} ~~freezy~~ as they got further out? 910

W: It was freezy down at the end as it got further out.

AM: Okay, it wasn't too well regimented, then.
How about on back behind his head? was it also a strict continuation of the freeziness and bushiness?

W: No, you could see the back-----

AM: You could see it but you couldn't see it very well?

W: Right.

40 min
AM: Okay.
Why don't you just think about it for a minute. It helps to put yourself back in the room where you were and imagine him sitting across the table or chair whatever. Anything to help you get the image in your head. I want to make the drawing better and surely it could look like someone but I am sure there are things we can improve on. Ah, how about the nose? Still? I've added a little bit of squareness to the end of the nose and kept it pretty well across the bottom. But is it the right length? Does it need to be wider?

W: It is the right length, but it wouldn't go any wider.

AM: Ah, were the nostrils that well defined?

W: Mm, It was more straight---

AM: It was more-----

W: You know, blocks right here.

AM: Okay.

W: Didn't have little curve there at the end.

AM: Allright.

W: But it wasn't real blocked up.

AM: Okay. Ah, you never saw the profile so you don't know if that nose ran straight or if it had ----

W: It had an angle. A straight angle, it didn't have a point or anythin.

AM: It had an angle, I don't understand.

W: They are pretty much like what you are ^{drawing} growing.

AM: Well, if you --

W: From sideways, you know, it just kind of ran on out. But not real, you know, just average.

AM: If you are imagine looking at him on the side, okay, we will call this his forehead profile, and then we have, maybe that slight dip there, and then the nose starts. Do you think it curved in any way in or do you think it curved out in any way?

W: Mm--

AM: You think it ran pretty straight.

W: It ran pretty straight.

AM: Okay. Think about the forehead, it come down the sides or it need to go shorter with it or go back up with it?

W: I think it's about right. I think so. He had a definite line that follow the top of his eye, the eyelid, you know.

AM: Alright. Okay.

I'll put this over the eye. Is that what you are talking about?

W: Yeah.

AM: Alright. Does this ^{space} seem funny here? In between the eyes and the eyebrow does it need to be closer down or does it need to open up? I like to set on the eyes not too deep or not too shallow, just about a medium.

W: It's more like this other one. It didn't have any curve.

DATE: 10-17-74
WITNESS: W- 157
TARGET: T- 83
TIME: 1:35
TECHNICIAN: JANICE HARTGROVE
TECHNIQUE: IDENT-KIT

TH: I know it was a white male. About what age would you judge that this person was?

W: Twenty(20), twenty-one(21).

TH: Would you say that he was on the young side of that? Or possibly a little older? More like twenty-one(21) or in the twenties?

W: Yea.

TH: Was he tall? Like over six-feet(6')?

W: No. He was medium. Five-seven(5'7").

TH: What kind of build?

W: Slender.

TH: What color was his hair?

W: Brown.

TH: Did he wear glasses?

W: No.

TH: Mustache?

W: No.

TH: Beard?

W: No.

TH: Large sideburns?

W: Ah, I really didn't notice his sideburns, because his hair was a little long.

TH: Long hair?

W: Yes.

TH: Okay, on the basis of this, I'm gonng to make up an average person. You said he was medium, and slender. So I look along here, and it says to use chin-30. Okay. Age fifteen(15) to twenty-five(25), so I'll use nose-03. Eyes-10. Lips-09. And Eyebrows-21. Okay. Now. I want you to look at this, select a hairline, if possible, which is as close as you can find on that card to his. Look for the hairline and the thickness of the hair.

W: ... (pause)... Mostly the hairlin? Right?

TH: Yes... (pause)... Okay. H-48. Now I can change things, I can move things, like turning them over to change partings. Up and down, and then we can change things all together. Okay. Now. Here's our average person. What about it bothers you the most, right now? That you would like to change the most?

5 MIN. W: The hair.

TH: Okay. Here's the rest of the hairstyle. Now we also can put things on top of each other. Like we can put two hairstyles together. They can be put on top of each other.

W: I'd like to try this one instead of this one.

TH: Okay. That's 13h.

W: 145, on top of that:.. (pause)... Okay that one needs to be lowered.

TH: How about that?

W: ... (pause)... Yea, that's better, but what we need is the hairline at the bottom. We can't do that, but that's what I'm looking for. And it was curly. And it was parted on his left side.

TH: Why don't you draw a white line where the part is?

W: Okay...(pause)...About like that.

TH: There wasn't this stuff down here?

W: No, it, it was kinda curly down here.

TH: You can fill that in...(pause)...Okay. Is that all that you want to do to it? The hair? *He had a flatter hair style than that, huh?*

W: Yes...(pause)..Can I touch it up after I change some other things?

TH: Yes.

W: Okay, I want to change his jaw line.

TH: Okay. What do you need? What direction?

W: Narrower.

TH: It needs to be narrower. Well you can look through these.
...(pause)...

W: I think that's as close to it as I'm going to get. I want this one.

TH: Okay. Take off chin-30. And put on G-47.

W: Okay. Move it down a little bit.

TH: Okay. if that'll help...(pause)...

W: Okay, let's go to eyebrows.

TH: What do you want to change about those?

W: Ah, those are too big.

TH: Okay. Let's see. Those we have on now are D-21. So that we can compare the ^{with the brook.} ~~feels~~. These are the ones that are on there.

W: Okay, I'd like D-17.

TH: Take off D-21. And put on G-17.

W: Take the second hair out of there.

TH: This one?

W: Yes. Right.

TH: Okay. That's H-134.

TO MIN.

TO MIN.

9/5

W: Eyes, please.

TH: Okay. What a out the eyes? We've got lots of eyes. These are the ones that you have on now.

W: Those.

...(Off Subject Conversation)...

2 MIN. W: E-12.

TH: E-12, okay. Put on E-12, take off E-10.

W: Okay, I want to raise the eyebrows.

TH: Okay.

W: And lower the hair a little bit...(pause)...I think now I want to go to the, what bothers me the mos? I'll try the nose.

TH: Okay. The noses are right here.

W: Which one do I have on there now?

TH: Number three(03).

...(Outside Interruption)....

W: Try thirty-seven(37).

TH: Okay.

25 MIN. W: No. I like that better.

TH: Okay.

...(Off Subject Conversation)...

W: I think that one's too small to work with.

TH: ...(pause)...They tend to get larger as you go through them.

...(Off Subject Conversation)...

3 MIN. TH: Those are literally age lines.

W: Try twenty-six(26).

TH: Age-line-twenty-six(26).

W: No.

TH: If you don't find it we ah, can always use the greese pencil.

916

W: Okay...(pause)...Try fifteen(15).

TH: A-15.

W: (Mumming)

TH: Okay, minus A-15.

....(Off Subject Conversation)...

....(pause 4½ MIN.)...

W: (laughter)

TH: What?

W: I've got it all tangled up.

....(pause....turning of pages)....

W: I should have stoped a litle while ago. Because it looked better.

TH: Yes.

TH:(pause)....Is that where you want it?

W: Not quite...(pause)...

TH: Okay?

W: ... (pause)..(No Verbal Respon)....
45 MIN. End of tape.

30 MIN.

45 MIN.

917 ✓

DATE: October 18
Time: 1:45
TARGET NUMBER: 84
WITNESS NUMBER: 159
TECHNICIAN: ANDREW MERIDITH

AM: I guess we can get started. Ah, about 18 or 19. If you are thinking about the overall shape of this person's face, ah, did it match the thinness of his body? Did he have a thin face?

W: Mm.

AM: Okay, would you say it was a long face?

W: No, especially when he ^{didn't} get the smiles.

AM: Okay. Ah, by your hand indications, ah, how long was the hair? I gather it was kind of long.

W: Back of his shoulders, but it, I can't think of the word. Flair, flair to the side.

AM: Okay.

W: So that the front hairs are shorter. And as it goes back, flaired I think is what they call it. It's a ^{hair size} and out. *Layured.*

AM: What was the texture of the hair? was it straight hair or? wavy in any way? *Hang close to face.*

W: Straight.

AM: Okay. How far or what did it do to his forehead? Was it combed back in the forehead or?

W: No. I guess it's called layered bangs, where it comes down the corners of his forehead, touching the side of his eyebrows. It was parted down the middle.

AM: Allright. Ah, Did it ^{hang} stay pretty close to his head? Being straight as it was or did it ^{pop} out any on his head?

W: Well, a little bit ^{puff} would come out from his head, but it did stay close to his head. Not anywhere in the back of it where it stick out.

AM: Okay, fine. So you could a portion of his ^{all} head? *forehead?*

W: Mm.

AM: Ah, could you tell any thing about the forehead? As far as the shape of it? *Long or short*

AM: Strike you as a long forehead or short?

W: No.

AM: Okay. Did the hair tend to stick out of his ears? Or did it cover his ears some?

W: No.

AM: Okay, fine. ^{Above} About his eyes, not actually the eyebrows, but the hair on the eyebrows, but some people ~~in the area~~ above the eyes have a area that is a definite brow area, was there any indication of that? Or did it seem to be in one plane? *stand out from forehead*

W: No, it was one plane.

AM: Okay. Not a protruding brow. Okay. How about the eyebrows themselves? What were they like?

W: I would call it medium cause it wasn't thin and wasn't bushy, ^{not big.} I think the hairs would real slightly be going one way, and then more curly like mine. Going one way.

AM: Okay, how do they go across the forehead? Did they curve around or were they straight across or did they have sudden breaks on them?

W: Just going straight the across the bound. *brow*

AM: Not exceptionally thick or thin. Okay, fine. His hair came down to his forehead almost to his eyebrows, alright. Ah, The ^{hair} you are going to talk about now concerns the area of the face kind of right across the eye. And that includes like a band across there. It might be kind of easy for you to think about that. We can start with the nose, and in particular about how the nose comes out of the forehead. Ah, some people have what you call a Roman nose, it's very straight nose. It comes right out of the forehead. Other people tend to have a slight dip between their forehead and their nose.

W: I don't remember that well. I guess I'd like to say more straight. There wasn't any really big, noticeable dip.

AM: Okay. How about the nose in general? Is there anything you remember about it in particular? As far as *proportions*...

W: I was just thinking of the comparison. It comes out to a small point. And didn't have, the nostrils, didn't flair, at all. It wasn't a short nose. It would be close to long than short.

AM: Okay. If an average nose is five, on a scale from one to ten, what would you call his nose? Six or seven? or higher than that?

W: Ah, yeah, I guess a six.

5 min

AM: Okay, a little longer than average then. Did the end of the nose happen to point up or down do you remember?

W: No, if you put a plane in front of the nose, it would have been flat.

AM: Allright. That's pretty good. Did you happen to look at any profile on anything? Or you could see the nose from the side?

W: He was looking at ^(A) his mike more to the side than anything else, but I kept trying to look at him from the front.

AM: What I was wondering was if you could remember if that nose went straight or if it had any bumps of any kind?

W: No, I would say it was straight.

AM: Allright. So, not a particularly wide nose. And maybe a little longer than average. And some what pointed on the end. Allright. Did you see that much of the nostril? The actual nasal cavities or if it was straight across the bottom, you wouldn't see a great deal.

W: No. I don't remember seeing it.

AM: Okay, how about come back to the eyes themselves? Ah, there is alot of things you can talk about in the eyes, for instance there is the set of the eye; how deep set they were, the actual shape of the eye, in terms of, if it were, very almond eye, smoother or whatever. More angular, any kind of creases. What the eye lids were like. Was there anything in particular you remember about the eyes?

W: I don't think his eyes was very shallow at all. Didn't have almond eye, weren't very round,

AM: Maybe if I draw, you can look at them. Were the eyes very wide open or?

W: He had a sleepy look to his eyes.

AM: Allright. Okay. This eye is a little more angular. This is a little smoother eye. Little flatter across the bottom. The high point is about the middle. That point is a little closer to the inside. I can even be more angular than this. It could be ^{deeper} ~~less~~. Any of those that go in the direction of what you saw? They can also be close more. You said the eyes weren't shallow set. Did they strike you as deep set or would you just say average or?

W: They weren't deep. You could see them. light brown, not dark brown.
AM: you said they look kind of sleepy, was it; did the eyelids seem to be heavy on the eyes? Were they apparent? The upper lid in particular.

min

Not big eyelids, but not alert

AM: Were there any creases around the eyes? Was there any type of a
W: I really don't remember. I definitely would have know if he had smiles,
but he didn't smile except once.

AM: Okay.

W: I didn't notice any creases.

AM: I didn't want smile creases anyway. Let's see, see, we will come back
to the eyes a little later on. Probably. How about going on down below
the nose to the mouth area. Including the distance between the nose and
the mouth in particular the dip that everyone has underneath their
nose. And the lips themselves. Was there any thing?

W: His lips seem, no smiles, not much expression. His lips were close toge-
ther as if naturally-- *pucker*

AM: Okay.

W: It looked natural for him that his muscles would come closer and make
his muscle look smaller.

AM: Smaller in this sense, across?
lips

W: Yeah.

AM: Okay, fine.

W: And so that his cheeks seem to come in, the muscles were making him
be that way. But he looked natural.

AM: If his face was of average length or a little longer, where do you think
the length showed up in the face?

W: In here.

AM: Okay, below the eyes *through the chin* and not in the forehead so much. Anything more
specific? Was the length of the nose or the distance between the mouth
and the chin? In any way?

W: His eyes are too— I think he *didn't have* had a long chin, but
His cheeks seem to go in, *as if he was thin and hadn't eaten.*

AM: Okay, how about back a minute, think about the mouth again and ah, what
kind of lips did he have as far as height of the lips? Were they thin lips?
Thick lips?

W: It wasn't big. They weren't big lips or thick lips. The upper one seem to be
bigger than the other one.

AM: Okay. Do you remember this kind of look he had, was there, were the lips
well shaped in that sense, I mean was it that little indentation in the
upper lip caused by a crease from *pucker*

W: Yeah, when you bring your lips together, there is this little lines in them, one is visible, you could see it was pulling together.

AM: Allright. Ah,

W: But it changed drastically when he smiles.

AM: Well, I draw him pretty sober.

W: Yeah, he's pretty sober.

AM: Okay. Did you notice that there was any turning in the mouth? Any kind of perpetual smile or frown? Any pulling down at the corners? Did the mouth seem to run straight across?

W: It was pretty straight across. Just a straight line across would be good.

AM: Okay. You said the chin itself didn't strike you as being very long.

W: No.

AM: Okay. Ah, was there any characteristic shape about the chin? Did it seem to have a very flat chin for instance? Or you could have a very bald shape chin that would seem to stick out. Or you can have a receding chin line. The chin would seem to fade back into the jaw area.

W: I guess I would say it's really more part of his jaw.

AM: I will leave it kind of a line till you take a look at it. Ah, now again around the eyes, what specifically around the cheekbones and where the cheekbones were, if they were well defined, if this slight hallowness below the cheekbones tended to emphasize.

W: He has small cheekbones. You can see it as being part of the skeleton. It seems closer with these two ^{bones} points together, you know.

AM: Okay, fine.

W: It's close together, and you could see he didn't have big bones. Small bones, it was visible.

AM: Okay, fine. Was that hallowness below the cheekbones just a slight hallowness? Or was this guy really skinny? It was really sunken in area?

W: It wasn't sunken in at all.

AM: Well, I will draw and you can change it if necessary. Think about also on the lower cheek area, his jawline was like, the whole shape, around the bottom of the chin and so forth, and not just the chin but also the jaw bones themselves, how pronounced the jaw bones were, ah, if it was smooth or did it go more towards an angular jawline?

W: Ah, it was more V shaped or U shaped than round. I guess it came to more

922

W: of a point.

AM: Okay. Ah, as a matter of fact, the whole face if you were characterizing it on the one hand you had a very smooth featured face, and going the other way, you had an angular bony feature. Which way would it tend to go on his face?

W: Bony.

AM: Bony, okay. Did the jaw seem pulled or in any way square at the bottom or did it tend to be more of a V shape? Did he seem to have a blocky jaw line?

W: It seem to come down to a V, but then, it cuts straight across.

AM: Right at the bottom of the chin?

W: Right at the bottom, it wasn't as wide, it was very short.

AM: Okay. Did the face's longness seem to come from the natural longness of his face or was it just because the face was thin? It could be a little longer than average and then the thinness could even accentuate more.

W: The way his size are or the size comes to it like these cartoon where the neck bring the head out much more over the chin, so make it seem longer. *Chin*

AM: Yeah. How about the neck? Was it a thin neck or ?

W: He was thin so I assume it was thin. But it wasn't bony, I couldn't tell.

AM: Okay. Thinking back over the features, of his face, I cross the eyes the nose and so forth and the mouth, were there any of the features that tended to stick out more than the others? Like if you look at the guy for just a split second, would you say he had a big nose or you know there was something, was there anything, one thing that characterize?

W: The chin didn't stick out.

AM: Okay. What I will do now is do a little catching up on the drawing, I kind of notate alot of things and I hope to kind of go back and clarify now. But if anything comes to mind while I am working, interrupt me for sure, and I will make a notation. And what's going to happen is ah, I will probably work on this for a few minutes get it cleaned up, and then I will flash card it to you first, and I want you to tell me what's wrong with it, and so if you can just sit and try to put that energy on his face, and if it helps to do a little self hypnosis and put yourself back in the same room, what you were doing at the time, that might help.

Just kind of pull that image back for a while,

25 min

30 min

Date October 18, 1974
Time
Witness Number 160
Target Number 84
Technician Richard Fowler

923

T So, what I'd like to do first is to get some general information about what this person looked like. Then from that general information I will put together a composite of what the average man might look like with that description. So, this was a white male. How old was he?

W 20.

T 20, okay. How tall would you say he was?

W 5'9" to 6'.

T Could you be a little more specific?

W 6'.

T Would you describe him as being tall or medium?

W I'd say he was tall.

T How would you describe his build--slender, heavy set or medium?

W I'd say medium.

T What color hair did he have?

W He had brown.

T Did he wear glasses?

W No.

T Did he have a mustache or beard?

W A light one.

T A light mustache?

W A peach fuzz mustache.

T Peach fuzz mustache. We may or may not put that on the picture. Ah, did he have a beard?

W No.

T No. Have large sideburns?

W None visible.

T Any other oddities that you might notice?

W No.

T Okay. So I will put together as I mentioned a composite.

W Do you have *also* ~~er~~ long hair in there?

T Yes.

W He had long hair.

T Okay, he had long hair.

W It was kinda long.

T Maybe you might ^{like} some hair that looked like his .

W *This is all the* ~~His actual~~ hair?

T This is all the hair. This is it H-153. N-03 E-10 L --- D-21.
(Pause) C-20.

W I couldn't see his ears.

T So by looking at this image as we have it now, what looks least like the person you saw?

W His lips and his eyes.

T His lips and his eyes? How did his lips differ?

W. They were fuller. They were more along the line of these.

T Did they tend to --

W Like this.

T You say they were fuller than this?

W And they were closer--not that, he was born that way, its just his characteristics.

T That is, it wasn't as wide as this.

W That's close, yeah they're thick, but he kinda'

T Thick, but pursed, perhaps?

W Pursed --like that.

T Okay. Try that. L-24. Is that anything more like it?

W Better.

T How did his lips differ from those?

W Well, the way these are drawn, they're much too dark.

T Much too dark.

W I mean they're very much more accentuated; the same thing that's wrong with the eyes.

T I see. More prominent.

W

W Right, and his eyes--that's one thing that's very distinctive is, it's almost as though you're looking at someone with no eyes. Or none that you could see. It's that kind of -- uhh--

T Kind of blended right out. Let me try another set of lips. I-7. Are those any better?

W They're alright. The same problem.

T Yeah, I see. Are they any better than the ones we had on before?

W It's hard to tell; it looks like he has lipstick on.

T It looks like he has lipstick on? Oh, I see. Perhaps some that were not quite so pronounced. Maybe---

W See how those dark ones are, and he did have a--underneath, where the lips and the chin--

T A cleft?

W Well, not a distinct one, but there was one. Because he had a very heavy chin.

T Okay.

W I think that face is fatter than his.

T Well, we can start changing that soon. Well, let me try one more set of lips.

W Okay.

T L-13.

W Oh, that's better.

T That's better? Okay, well, we'll leave those on for awhile, perhaps come back later. So, his chin was perhaps not that rounded, or fat. Let's try that one. C-26. How about that, that's a little more like it. How was his chin different from this one?

W I'd say it was very close, I don't know if i noticed--what are these lines supposed to indicate?

T I don't really know. Here's one without lines.

W I mean he didn't have a double-chin.

T Let me try another one.. C-24.

W You couldn't see his ears

T All right. We can slip those under in a moment. Now, how about that?

W It's alright, but it makes his jaws look a little fat.

T So it was more smooth.

W Yeah. Not quite--the one you had was good if you could have one like that without a double-chin.

T That was the one. Try that.. C-28.

926

W Yeah, that's better--it's still a little fat.

T Well, maybe we might get the best overall effect with the one that has the lines.

W Yeah, that's really the better one..

T C-26. Okay, his eyes looked like that.

W Um-hmm.

T They were less prominent, you said?

W Yes

T How were they with respect to the shape?

W They were sort of uniform. They were interesting eyes, but there was not much of this visible when he had his eyes open.

T Okay, not much of this visible.

W Like this, only, see they've accentuated the eyelashes, and they weren't set in. That's what was interesting about his face, they all seemed to be on the surface.

T Okay. Were they about this large?

W Yeah, about...

T Were they about this far apart?

W I would say yes; they might have been a little further apart.

T Just not as prominent as that. E-18. How about these?

W Un-huh.

T Too big. Let me try another one. E-45.

W That's the same problem. There wasn't as much exposure of the eyelid as that.

T Oh, okay, that's right.. Maybe another one.

W They're so very prominent, that's maybe the way they're drawn. They look like this but without so much lid.

T That's the one----

W Did we try this?

T E-12.

W These may be too close together. (Pause) Nah..

T Not so.

W No.

T Too big?

927

W Yeah, too far apart. Too long. Let's try these.

T Okay. E-16.

W I'm sorry--- nah.

T Not so.

W The top lid really-----

T Try 12.

W I think his lids turned up a little bit.. It's kinda' droopy.

T E-13.

W Nope.. Absolutly not.

T Not so. Okay. They're just not right.

W They're too--see how they droop.

T Oh, they don't droop like that. You think these are the best so far?

W Not really. He didn't have many lines in his face, except on his mouth.

T Maybe something like this,

W Let's try 'em. Not like that.

T Not like that?

W No.

T E-72.

W All of these seem to have the same problem. They're so dark, the way that they're drawn.

T Yeah. One thing that we can do is to move it to the bottom. And then---

W And see--he had very young, the area around his eyes was very young.

T So very little lines.

W Right, wrinkles, and..

T Let's try it that way.

W That would be right, if, without...

T What about this one?

W See now how it falls down? Those are again very dark, and I would imagine that the darkness indicates that they're set back further in the face.

T Well---

W His were not. See these appear to be set back.

T Well, so these were the closest.

W Yeah, those are interesting eyes.

T Let's put those on. E-16.

W That's supposed to be him?

T Well, we'll keep changing.

W That nose looks awfully short for that face. He had a very long face.

T Long face. Is that about the length?

W Yeah, that's better.

T C-2, plus one.

W He was really a bit more attractive than that.

T So his nose was a bit longer than that.

W Better.

T How was it with respect to his width?

W That's approximately the right width. The nose came down and it made a--what would you call that?

T A ski slope?

W Right, it would be a very bumpy one, it wasn't bumpy, but it, unlike mine, which comes straight down, his came--right here it made a, like a---

T Was it bulbous?

W No, no, it came to a point on the end, but when it formed back by the nostrils, it kind of came down, and the nostrils parted from that.

T Oh, I see. Anything like that?

W Something I think, what they're trying to indicate here, I don't think his nose was that wide. But it was pointed on the end, and came down like--out like that.

T Anything like this?

W Nah. Try that.

T N-37.

W His nose was long, that's just not right.

T We can make it longer.

W Can we?

T By moving it down like that.

W No. He'd be smelling his upper lip all the time.

928

929

- T Why, yes, he would, wouldn't he. We wouldn't want that. All right, so, it's long-- it's long and it's pointed
- W The first..it comes... but it's not slender the point is at the end. But it's not a it doesn't come down pointed it just happens to be... I guess it's broad actually.
- T Pointed from the side? Is that I mean like if you looked up?
- W Would that be the side? Lrt's see. This is a small one.
- T Yea, it's hard to tell actually until they are on. Because of the picture. Let me try this one. U-28.
- W Looks like a conk.
- T Yea it's much wider than the other.
- W No I don't think that's . I think as far as the ears the first one is the best one you've put on.
- T So far. The first one we put on?
- W Right. The one I just saw.No. This one. The inital.
- T Let me try one more. N-24. Anything like this?
- W No.
- T No. Think that first one looks best.
- W Yea.
- T Let me slip this other one on, I have a hunch. N-20.
- W Maybe if you flared his nostril.
- T Okay let me go back to the first one. M-3. Well we've come as close as we can come. Don't really hope for an exact reproduction butis there something that gives the flavor of what that person might really look like ? So, how about those eyebrows?
- W Let's see what else you got.
- T There's a light brow.
- W Will be better. You don't have extremely heavy because his hair looks light. His brows were rather light. Thin, but light.
- T Were they as arched as these?
- W They pointed. They went something like this.
- T Kind of arch-pointed?
- W Yea, right.
- T D-76.

W Oh, those aren't the same ones are they? They are here.

T Let's try those D-16.

W That's too heavy.

T How do you like that?

W That's better. This one's the best eyebrow. The other one is arched on both eyebrows.

T D-33. More like that.

W It was difficult to see what happened to the end of the eyebrow because his hair came right along side of his face. Covering his ears.

T Also his eyebrows?

W Partially.

T Partially. ~~You couldn't see what happened to it unless narrow-seeing they had an end.~~

W You couldn't see what happened to it unless narrow-seeing they had an end.

T Yea.

W Excuse me. Have you gotten any of that two up there? That's just great.

T They were about as heavy as these?

W WELL, they were about as heavy but not as dark.

T As heavy but okay the color was different. Were they about this far apart?

W Yea.

T Let me try one more. D-15. This better than the other ones?

W No, because the arch didn't come inside the eyes. As these show it. They came

T Oh, in the middle.

W In the center. And again they're too dark.

T Okay, so the ones we have.

W They're okay.

T Okay D-16.

W They're not great but they're alright.

T So, is there any particular feature that...

W That looks like...Yea his face looks much older than he appears here. Ah, again.

T The person you looked at looks older than the image or the image?

W NO, no,

931

T Looks older than the person?

W Yes, and da there's a problem with the eyes . It's . It's that sort of vacant stare that you've got there but there's not as much eyelids.

T But this general shape is a...

W It's close.

T They're not that far apart.

W I'd say yes.

T Maybe ha?

W Yea that's a maybe.

T Okay.

W His face is very smooth they show inside here that he's older.

T Yea it more bumpy.

W Yea, like a older man would be. Another thing interesting that you show here are where the neck begins. Some people curve in where his came straight down. But you can't get rid of the bumps.

T Maybe we should find.... But this basic shape is?

W It's fair.

T Let me try this one. C-30.

W Picture doesn't look like him.

T Plus one.

W Let's try anything the length of his face quite long.

T That any better?

W That's better.

T Was it perhaps longer than this? C + 2. And then we can move the other features if.

W Move the other features down. The lips and the nose are too close.

T ^{Down}
~~Down~~ still?

W Let me see. Put it down.

T ~~A-5-A~~ AM+5.

932

W Try it a little bit lower.

T LM+2

W Well, There are the problems of the eyes..And the face length is better. I think that is distinctive.

T Were his eyebrows this close to his eyes? Might they have been any farther out? That's where they were?

W Looks alright. The more I do this the farther I get away from what he looks like.

T Oh, I see. Well, was his forehead this high?

W Yes, he had a very high forehead head the shape of the face is good and the lips are good the nose I don't think really fits his face. I think the nose was broader. His face fit together. There was nothing, you know some places that you look at the eyes are very small for the shape or the lips are very big or small.

T Does this perhaps capture that...

W To a degree.

(CONTINUED)

~~The End.~~

TAPE #2

933

Witness: W160
Target: T84
Identi-kit Tech: Richard Fowler

RF: Is this somewhat like the person looked?

W160: Somewhat.

RF: Is there any particular feature that needs changing?

W160: The nose, but you don't have any other nose that looks better.

RF: You don't think we could come any closer?

W160: No.

RF: So if you were to rate from a scale from 1 to 10, how well this image corresponds to the person you saw, with 10 being a very high correspondence, and a 1 being a very low correspondence, what would you rate this image?

W160: four

THE END

DATE: 10-23-74
TIME: 3:35
TARGET: 85
WITNESS: I6I
TECHNICIAN: BOB McCOY (Sketch Artist)

934 ✓

TH: Could you give me the approximate age of the individual which you have just seen?

W: Ah, twenty (20).

TH: Okay, was his build slender, medium, or heavy?

W: Medium.

TH: What color hair did he have?

W: Brown.

TH: Color of eyes?

W: Blue.

TH: Was his complexion fair, tan or dark?

W: Fair.

TH: Was his skin smooth, rough or wrinkled?

W: Smooth.

TH: Did he have any scars?

W: No.

TH: Did he wear glasses?

W: No.

TH: Did he have a mustache or beard?

W: Yes, both.

TH: Sideburns?

W: Yes.

TH: Did he have any head gear such as a head-band, hat or anything like that?

W: No.

TH: Okay if you were looking at the person from a frontal position, Would you say that the over-all shape of his face was oval, round, kinda blocky, kinda squared, what would it be?

W: Kinda oval.

TH: (Oval)...(pause...artist sketching)...Okay ah, he had brown hair ah, was it straight? Or was it very curly?

W: It was rather curly.

TH: Was it real long? Or about...

W: Ah...(you know)...it...it came down like around his neck. Rather curly.

TH: Okay about down here?

W: Right.

TH: Say this is his shirt?

W: Yea, right.

TH: Okay did it cover his ears at all?

W: Yes. It tipped over his forehead kinda like your hair does.

TH: Oh, it was parted in the center?

W: No it didn't have any part what-so-ever.

TH: It was just, it just came...

W: Yea.

TH: down. Okay this is his eyebrows, about how far down did they go?

W: Ah...about a little bit less than what you have drawn, didn't go out quite that far.

TH: Out here?

W: Yea.

TH: And you say that he covered the ears completely or was there any part of the ears showing?

W: I think that it covered the ears completely.

TH: Like that?

W: (no verbal response heard)

TH: Okay, we'll come back to the hair in a little bit. What about his nose, what was his nose like?

W: It was somewhat keen, regular, nothing extraordinary about his nose. He had a regular nose I guess.

TH: It wasn't very narrow or nothing like that?

W: No.

TH: If you look at the tip of his nose, was it rounded, was it more-or-less angular or what?

W: I think it's rounded.

TH: If you see anything while I'm drawing, anything that comes to your mind that you've forgotten, let me know. (pause)...Ah, would you say that that would be about the right shape of the nose?

W: ...(pause)...(no verbal response heard)...

TH: Okay you say he has a mustache and a beard, ah, did the mustache cover his top lip?

W: Yes.

MIN. TH: Completely or did you see any of it?

W: You could see a little bit of it.

TH: (Try to picture his lips)...Where they met, did they go straight across, was it more of a bow type of a shape? Sometimes you'll have a well it's a little dip in the center and then it'll curve back down, this will be the bottom lip say here, and then sometimes it's like that, and then sometimes it's more-or-less straight across.

W: I think it's more-or-less straight across.

TH: Now his mustache, did it ah, come together in the center or was there a part?

W: (doughtfully) Umm...it came together.

TH: Was it a wide mustache? Was it relatively thin?

W: Ah, it was medium.

TH: Did it meet with the beard?

W: Yes.

TH: Was the mustache curly?

W: No.

TH: Was it like that?

W: Yea, I think so.

TH: Were his lips full, or were they thin lips?

W: They were thin.

TH: The bottom lip was about there, would that be about right?

W: Yea.

TH: Okay, if you were looking at his beard, how was it trimmed in here?

W: Ah, let me see, okay, it went about up to here.

TH: Up to here?

W: Yea. This part, he didn't shave any of it, he let it grow out as far as he could.

TH: Was it kinda scraggly up here?

W: No.

TH: And how was it shaped out here, did it come away from the chin quite a bit? Was it a real long beard or...?

W: Yea, it came down, it was quite thick around his chin.

TH: Did he have hair here?

W: Yea.

TH: Was it all the way across or was there a ...?

938

W: Yea it was all the way across.

TH: And about how (say this is the bottom of his chin) about how far did the beard go?

W: About right there.

TH: About right here?

W: Yes.

TH: Was it curly?

W: No. It was a little bushy.

TH: Was it rounded here, or was it more-or-less angular or what?

W: I think it was more-or-less angular.

TH: How was that? (pause) Kind of squared off at the end?

W: Yes. It came up, right here a little bit more.

...(pause...artist sketching)...

TH: Is that about right so far?

W: Yea.

TH: Did it come out here any more?

W: Ah, no.

TH: Okay, how about his eyebrows, what were they like?

W: Ah, they weren't bushy. They were about medium thickness.

TH: They didn't meet in the center, did they?

W: No.

TH: I'd say start about here...

W: Yea.

TH: and work your way across. Was there an arch or did they go straight across?

W: Just a slight arch.

TH: Did they decrease in width as they came over this way?

W: Yea.

10 MIN.

TH: About like that?

W: Yea.

939

...(pause...artist sketching)...

TH: Okay, let's get to the eyes, what do you remember about those?

W: Okay...let's see...they were ah...there wasn't anything really extraordinary about them.

TH: Did you see the eyelid?

W: A little bit.

TH: You say that the eyes were of a normal shape, did they slant any certain direction?

W: No. They didn't slant.

TH: Were his eyes approximately the same, in other words not, sometimes the person might have one eye that droops a little bit more...

W: No. They were about the same.

TH: Were they about average size?

W: Yea.

TH: And you say his eyes were blue, were they real dark blue or...?

W: No. They were ah, I'd say, a light blue.

...(pause...artist sketching)...

TH: Were they shaped something like that?

W: Yea.

TH: Okay, and would you change that in any way?

W: Ah, no.

...(pause)...

TH: If there's anything that you can think of while I'm working on this please let me know.

W: Can you draw the illusion of somewhat high cheek bones?

TH: A little more angular?

W: Yes.

TH: Were they out this way a little bit more?

W: Ah...(pause)...yea.

TH: Does that look about right?

W: Yes.

(pause)...(artist sketching)...(off subject conversation)...

TH: Did you notice any wrinkles under his eyes, any bags, or anything, any marks like that?

W: No.

TH: How about crows-feet? Sometimes from laughing you can get...

W: Yea, he had a little.

TH: A little, okay...(pause)...(artist sketching)...Okay would you say that there was a little more to the top of his head now?

W: No.

TH: And you say that his hair was curly, was it wavy curly or was it....

W: Yea, layered sort of like.

TH: Something sort of like a shag?

W: Right.

...(pause...artist sketching)...

TH: About like that?

W: Yea, the shag came down.

TH: A little bit further.

W: Okay keep going.

TH: What, you see something that's bothering you, or what?

W: A little bit longer.

TH: Right here?

W: Yea.

940

15 MIN.

20 MIN.

TH: Would it come out any more on the side of the head?

W: Yea, right about here.

...(pause...artist sketching)...

TH: Did this come straight down, in the front?

W: Ah, kinda wavey.

TH: Did it come from any certain direction?

W: From his forehead at the top.

TH: Just down?

W: Yea.

TH: Is that about right?

W: Yea.

TH: Tell me if it isn't, and I'll erase the whole thing if I need too....(pause...artist sketching)...Were his eyebrows darker?

W: No it seems close, well maybe a little bit lighter than his hair.

TH: A little bit darker than this?

W: No.

TH: No.

W: His beard came up further.

TH: Was it a little thin up in here?

W: Yea.

...(pause...artist sketching)...

TH: Okay, what would you change, if anything to make it look more like him?

W: ...(pause)...I don't know.

TH: Well would you consider that that looks like him?

W: Somewhat. (laughter)

TH: Well if you can let me know something that might make it seem

941

a little bit better, then we can work toward that.

942

Did he have any wrinkles in his forehead?

W: No.

(pause)

W: His hair looks too straight. But that's okay.

TH: It is curlier than that?

W: Yes.

TH: Okay, how would you say that it was curlier? Did it flip up more?

W: Yes.

TH: Like that?

W: Yea.

TH: All the way around?

W: (no verbal respond)

TH: Okay. How about down here, did it flip out?

W: (no verbal respond)

TH: Is that about right? Or would that be a lot different?

W: That would be about right.

(artist sketching)

TH: Anything else?

W: His hair kinda curled on his forehead also.

(artist sketching)

W: Yea like that.

TH: Is that it?

W: Yea.

TH: Okay if you ah, were going to make a comparison between this drawing and the actual person, and you rate it between one (I) and ten (IO). Ten (IO) being the best, how would you rate this?

W: Ah...

TH: As a likeness.

W: Say ah, a six (6).

943

944 ✓

DATE: 10-23-74
WITNESS: W- 162
TARGET: T- 85
TIME: 3:32
TECHNICIAN: MIKE MAULDIN
TECHNIQUE: IDENI-KIT

TH: Approximately how old was this person? Would you say the person was ah, fifteen(15) to twenty-five(25)?

W: Yes.

TH: How tall was the person? Would you describe the person as tall? Medium? Or short?

W: Medium.

TH: That would be less than six feet(6')? But taller than five foot-six(5'6")?

W: Yes.

TH: Okay. Ah, was this, did this person have a slender? Medium? Or heavy build?

W: Medium.

TH: About how much would this person weigh? Would you guess?

W: About a hundred and fifty(150) or a hundred and forty-five(145).

TH: What color was his hair?

W: Brown, brown and blonde mixed in.

TH: Did he wear glasses?

W: No.

TH: Have a mustache? Or a beard?

W: He had a mustache and a beard.

TH: And did he have sideburns?

W: Yes.

945

TH: You said he had ah, blonde-brown hair.

W: It was more brown, but it had like blonde streaks.

TH: Some streaks of blonde in it?

W: Yes.

TH: How long was the hair? Did he have sort of a morden hairstyle, with long hair?

W: It was cut kinda like a shag.

TH: Did it touch the sholders? Go down to his sholders?

W: I think it was a little bit above.

TH: Could you see his ears?

W: I didn't notice. Not hardly.

TH: C-28. D-27. L-09. E-10. F-03. So you could hardly see his ears. His hair was in a shag style. Light blonde. Did it have a part in it at all?

W: No. There was kind of a part up here, but like bang came down.

TH: So he had bangs that covered his forehead.

W: Yes.

TH: Okay, I'd like to work on the hair first. And ah, would you discribe his hair maybe sonething kinda like this in terms of a shag? Is that what you had in mind?

W: Yea, it's more like more bangs on the side.

TH: More bangs, more prominante ^{ent} in here. Okay. What about this this is also kind of a shag. Neither one of these is. So this is a pretty good, this is pretty close, except for the bangs? Would you sav?

W: Quite a lot. Yea, it looks at the bottom and every thing, it

more curls kinda.

TH: It was longer?

W: It wasn't as shaped out. This kinda thinned out. It wasn't as thinned out as that.

TH: Okay. Do you see one that looks any better among these pages? Than that, in terms of ah, being like his?

W: Like his?

TH: Yea, more like what his hair looked like?

W: I guess it would be more like that.

TH: Kinda close to this, huh? Would you sat that this one is better than that one?

W: Yea, with bangs.

TH: With bangs, okay. I'm going to try and put some bangs on this guy. H-315. And I'm going, what I'm going to do is ah, you see, is ah, I can take the bangs off of that, they weren't like that?

W: Well.

TH: Kind of?

W: Kind of.

TH: What about like this?

W: Ah, they were more like that. Which isn't really not too good.

TH: Try to combine them?

W: Yes.

TH: Okay. H-323. Very interesting.

W: ... (laughter) ... Well.

TH: His bangs cover his hair quite a bit? His head? I mean his face. Did they come down? Well let me put them on.

W: More than that.

MTN.

TH: More like that?

W: Ah, that's too far... (pause)... That's too high. Well, a little bit more down.

TH: Maybe about right there?

W: Yes. Right there.

TH: Okay, I can't put it there. I'll have to put it, that's as low down as I can get it, now I can do this. How's that?

W: His face wasn't that long.

TH: Okay, ah, the hair is okay? Right now? Okay?

W: Yea, ah,

TH: What is it?

W: No, not really.

TH: Not really.

W: His hair wasn't cut. It was longer than this.

TH: On the sides?

W: Yes.

TH: Okay, Let's see if we can try something that will make it longer. Was it straight or curly hair? When you said shag, I got the impression that it was kind of.

W: No, it wasn't that shag. Well. I guess this.

TH: How about this?

W: It had more curl to it. Do you have any more hair? (handing)

TH: This is the closest to it. Something longer than this?

W: Yes. I wish the other one had bangs before.

TH: Let me try this and see if it makes it look any better?

W: Okay.

TH: H-153.

947

W: ... (Laughter)... No.

TH: No. Huh?

W: No.

TH: No good, huh?

W: How about this one?

TH: Okay. H-TH7.

W: His bangs aren't like that at all.

TH: ... (pause) ...

W: I guess it's like this. But his hair was more full. You can't make it any fuller than that, can you?

TH: Fuller?

W: Yea.

TH: What do you mean by that?

W: It was like thick. Thicker.

TH: Oh, not as thin as this hair.

W: Yes.

TH: I could overlay some hair like this on it. And it would just make it look darker. I could try it tho.

W: Well. But you understand what I mean tho, when I say that his hair was more like thicker?

TH: Thicker. Yes. I do. That this hair is thin at the top.

W: Yes.

TH: And his is prehaps fuller, too, huh? ... (pause) ... I don't see anything here. Now this hair is thicker.

W: Yes. Well it was about like that. But it was longer.

TH: Would you say that, this hair is, do you like this hair better,

248

say this hairline?

949

W: As far as the bangs go. No. Well, I guess the other hair is better.

TH: This one?

W: Yes.

TH: The two(2) of them together, you don't like?

W: It looks more fuller, thicker. I guess, it's that one.

TH: The longer hair? This hair?

W: Yes.

TH: Going with H47. H-147. Okay, now, I would like for you to look at the face, and tell me what bothers you the most about face? Aside from the hair.

W: Eyes.

TH: The eyes. Okay. What else, you mentioned that the face was oblong. I think you said, or too long.

W: His face is too long. That's cause he had high cheek bones.

TH: Okay, he had a beard. Why don't we try and put a beard on him. let's work on that next. Cause often times that will make his chin look really different. What kind of beard was his? A curved beard? Something like this?

W: No. Do you have the beard and the mustache thing, or will we have to add that?

TH: Yea, we'll have to add that. Well something like this maybe?

W: It was more like, well that. But it wasn't as full as that.

TH: This is too full?

W: Yes.

TH: What if we add a mustache to this?

W: Yes, that might do.

TH: B-2L. Now all I need now is a mustache to go with it. Some-
thing like that?

W: No. It was more like.

TH: More like this?

W: Yes.

TH: B-02.

W: It connected.

TH: Yea. It connected here.

W: Yea.

TH: What about?

W: This one looks good.

TH: Let me try that one. B-2I.

W: Ah, it was longer.

TH: The beard itself was longer

W: And it, well, it's like this. but, it didn't kinda like Sart.
Yea, it was more like that.

TH: Let's just try putting this one on. B-15.

W: I guess that's it, but it's a little full.

TH: It's too full. Could you see his lips?

W: Yes.

TH: Okay, from a stand-point of the progress, I think I'd rather
go ahead and ah,

W: Leave it out?

TH: Yea, go ahead and leave this out. And if can see his lips,
the lips are very important, to us. We are interested in the
lips. And we need to have a good clean measurement of the
lips. So ah, I'd like for you to ah, we can go for this, re-
alizing that you don't like that part. Other than the part

5 MIN. and the length, perhaps it came down a little more?

W: Yea.

TH: Would you that, that look's pretty good?

W: Yea. It looks alright.

TH: Would this look better on it?

W: No. Because it wasn't like that at all.

TH: Maybe I can put it on underneath it. See if that's like the part. That still looks like a part.

W: It looks a little bit better.

TH: Could you see more of his? How much of his chin in here. did you see? This part. Could you see anything else?

W: No.

TH: So this covered up to his lip.

W: Yes.

TH: You said his eyes, you don't like his eyes?

W: No.

TH: In what way would you like to change them? How would his eyes differ from those eyes?

W: They had like wrinkles right here.

TH: A line coming out?

W: Yea. It was kinda like when he smiled, or something.

TH: A line that comes across there.

W: Yea.

TH: What about the shape of those eyes?

W: I don't remember. Ah,

TH: Let me ask you this. You see, you can't notice the lid. You

see that part of the lid there?

957

W: Yes.

TH: Do you remember if you could see the lid? When he had his eyes open. Or if you could see a little ridge up there, that looked like a lid?

W: ... (No Verbal Respond) ...

TH: Did he have bags under his eyes?

W: No.

TH: He didn't have bags under his eyes. Were his eyes generally shaped like this? Or were they slanted?

W: They were about like that.

TH: So those are pretty good eyes, except for the line?

W: I don't think as much eyelashes. Are those eyelashes?

TH: These lines are used to suggest that the eyes are ^{curved} some back a little bit, in the head.

W: ... (muttering) ...

TH: Okay. There was no bags. Do you notice ^{whether} ~~whether~~ his eyes were slanted a little up? Or down? In terms of ah, like this?

W: Like down, like this or something?

TH: Like was this end of the eye,

W: Up or down.

TH: Up or down compared to that end?

W: I think they were about the same.

TH: Like this one is? This one is pretty straight... (pause) ...

Did he have a pretty wide open eye?

W: Pretty big.

TH: You could see most of his pupil here?

W: They were about normal. I mean they weren't extra big, or anything.

953

TH: Let me try ah, E-18.

W: Ah, no.

TH: No?

W: It had more of a twinkle to them.

TH: A twinkle?

W: Yes.

TH: Ah, you mean he was more alert?

W: Yea. These look like they are just ah, staring.

TH: Let's try E-31.

W: Those look too glasseey.

20 MTF. TH: Too, glasseey.

W: More of a twinkle. Those look tired. I think they looked something like this, but he doesn't have bags. Maybe this.

TH: Do you like these better, in terms of the way that they look? Cause this eye is much more closed than that eye.

W: Yes.

TH: Let me try those. I'll put them on. E-18...(pause)...Are those better?

W: Too closed.

TH: His eyes were wider than that. How about something like that?

W: Those seem like they are arched. His weren't like that.

TH: His weren't arched?

W: No. They weren't arched up like that.

TH: This is what we started with.

W: Let me see that again. Is that what we had on there at first?

TH: Yes.

954

TH: It doesn't look the same, does it?

W: No. (laughter) What about this one?

TH: Ah, that's the one we just had on.

W: I guess, that will do.

TH: How's that?

W: That's better. You can see the twinkle better. Yea, and it had this too.

TH: Do you like those better, than any on those that you have seen so far?

31 MTF.

W: ... (Pause... No Verbal Respond) ..

TH: I think that we probably have hit upon the best ones. You still don't like those, I can tell.

W: They are better than those others.

TH: They are better than any of the others that we have tried. I think that that's probably as good as we can get on those.

W: I think those look best.

TH: Okay, why don't we move on. Let's see, you said he had high cheeks. Ah, what else would you change?

W: The nose.

TH: The nose is all wrong.

W: He had like a straight nose.

TH: Was it wide across here? Did you see his nostrils?

W: Yes. They were big.

TH: He had big nostrils. Prominent nostrils?

W: Yea.

TH: Maybe something like that?

W: It was a little bit farther apart. It wasn't real wide. Do you mean, like that wide?

955

TH: No. I mean like broad across here.

W: Yea. It was a little bit more broad.

TH: It was broader than this?

W: Well it was...(pause)... It wasn't as broad as that.

TH: But it was broad?

W: Yes.

TH: This is what we have on there.

W: It was about like that. It seemed like a little bit more tho.

A little more spacing...(pause)...Maybe that.

TH: This or this? This is...

W: No. That's too puggy like.

TH: Well let's try one. How about this one?

W: (Laughter)...No. This one's too narrow.

TH: This one?

W: Yes.

TH: Let me try this one. Well if you could ignore the hair, would that be a good nose?

W: (...Laughter...)..No.

TH: How about that?

W: Ah, that's too straitht. It wasn't so straight.

TH: So it did kinda come together, towards the eyes?

W: Yes.

TH: Like that. Something like those lines?

W: Yes. It was mostly like that.

TH: Let me try N-10.

W: Ah, How come that thing's in the middle?

30 MINUTE: The middle thing there, the little circle? Well, I'm not

exactly sure. What about the shape, other than the circle? 956

W: Well. Maybe it was a little bit longer. It's hard to tell.
Well, that's better. It's better than the others. Well.

TH: I tried N-10. I've got N-11 on there right now. That's got
a real wide nose.

W: It was more like that.

TH: Like this. No. I'll find one that you like better.

W: I guess that's it. His nostrils are bigger than that.

TH: Much bigger than those.

W: I guess it was like, you could see them more they weren't that
little. His nostrils were, I guess, like that.

TH: Okay. N-03. Okay, now, you like these best of all?

W: I think when he had his beard, I guess since it's all con-
nected, it kinda like went in. Like this came all over, like
that.

TH: I'll get you to draw it in, if I can find my greese pencil.
Did it come all the way across here like that, is that what
you are saying?

W: Well. Let's see. I guess it's in, but it wasn't, it was kinda
like blended in.

TH: Yea.

W: Yes. Like that.

TH: On both sides?

W: Yes.

TH: Now, when we copy this, it'll come out darker.

W: Yes.

TH: How about the eyebrows? That's the only thing that we really

haven't worked on. And the lips.

W: It was like that...And thin.

957

TH: Did he have thick lips? Thicker than that?

W: Thicker than that. But not thick, thick lips.

TH: How about the shape? Was the top lip and the lower lip about the same shape?

W: I didn't notice.

TH: They were thicker than this?

W: Yes. They weren't like a fine shape like that. It was, I guess a little bit different.

TH: Did it have this little ridge here?

W: No.

TH: If they were shaped basically like that, I have another pair that's thicker.

W: Ah, yea, I guess. See, like when he had his beard, you couldn't see like around there, like that.

TH: Yes. It covered his lips then, pretty well.

W: Not fully. But...

TH: More than that.

W: Yes.

TH: So it's hard to tell much about his lips...(pause)...Do you think it's beginning to look anything like him at all?

W: No.

TH: You don't like the way this looks?

W: No. It doesn't look hardly anything like him. Especially the hair and the beard. That's like a course beard.

TH: His was full?

W: Yes.

TH: But not as full as the one we put on there?

W: I guess that'll do.

TH: Ah, on a scale of one(1) to ten(10). Where one(1) is it doesn't look anything like him. And ten(10) is it looks exactly like him. What would you put for this?

W: Ah, ... (pause) ... About two(2) or three(3).

37 MIN. TH: About two(2) or three(3). Okay. The time is 4:15.

958

DATE: 10-21-74
TARGET: T- 86
WITNESS: W- 164
TIME: 1:00
TECHNICIAN: ANDREW MEREDITH
TECHNIQUE: SKETCH ARTIST

959

V

TH: In thinking about this person's face, and the overall shape of the face, in on one hand you had someone with somewhat of a square blocky face, and on the other hand you had someone with a rather elongated face, which direction do you think we would go then?

W: Elongating.

TH: A little longer than average? Or if we were rating this on a scale of from one to ten, and you'd call an average face five?

W: I think it's about six(6).

TH: About the hair. You said it came down to about shoulder length?

W: Yea, shorter.

TH: What was the texture of the hair like? Was it straight hair? Or curly hair? Or slightly curly?

W: Slightly curly.

TH: How was it combed on his forehead? Was it coming down on the forehead?

W: The middle, was a part.

TH: Was it falling down on the forehead in the middle? Or was it combed back?

W: Not going back. Going down. A little bit.

TH: But not as far as the eyebrows?

W: Right.

TH: And what did it do over towards the side of the head? Did it

0

CONTINUED

1 OF 5

cover the ears? Or partly cover the ears?

960

W: It partly covered it.

TH: Just the tops of the ears?

W: No it didn't cover over it.

TH: You could see this person's forehead then. This part. Ah, do you recall anything distinct about the forehead? Anything about the shape of it that struck you? Was it a particularly tall forehead?

W: No.

TH: Or short forehead?... (pause) ...Or average forehead?

W: Yes.

TH: Did the hair seem to stay pretty close to the forehead? Or did it bush out from the head, at all? Did it lay pretty flat?

W: Not very flat.

TH: Okay.

W: But not very bushy either.

TH: Were there any features, across the eyes and then down to the nose, and then the mouth and chin area? Were there any of these features that really stood out about this person? When you first looked at him, that you kind of remembered immediately. Any peculiarities?

W: No. He didn't have any peculiar features. He had eyebrows, they are kinda, the color is darker than his hair.

TH: How about the shape of the eyebrows? Did they run fairly straight across? Or were they curving?

W: Straight.

TH: Was there any tendency for them to grow together in the middle of the forehead?

DM

W: ... (No Verbal Respond)...

961

TH: Okay. Ah, ... (pause) ... About the eyebrows. Sometimes they develop the natural brow area that is separate, distinct from the forehead, was there any indication of that? Or was the forehead and brow area stay in one plane?

W: It stayed in one plane.

TH: Ah, we'll begin to think about the nose, and in particular the top of the nose, and how the nose come out of the forehead. For instance, some people have a very straight nose, that comes right out of the forehead, they call it a Roman Nose, which is very straight. Ah, some people have a slight dip here. Do you remember anything about the upper portion of the nose?

W: He had a ^{smooth} ~~small~~ curve.

TH: Did you happen to see him from a profile, at any time?

W: Profile?

TH: Yes, side-view.

W: No.

TH: Okay. Ah, what I was wondering about, was if you had, you would be able to see if his nose ran straight or if it was bumpy or anything like that?

W: No.

TH: Ah, ... (pause) ... Was there anything about the nose that was distinctive? Like the width of the nose? The nostrils? Also if the nose was turned up? Or turned down? Or if it was straight across at the bottom? If it's a pointy nose? Or if it was rounded on the end? Any of these things.

W: No. I don't think so.

TH: If this face was a little longer than average?

W: Yes.

TH: Where do you think this length in the face was made? From ah, the portion between the eyes, and the chin? Or the overall proportions of the face? Or was it like he had a long chin that made his face look longer?

W: I think he had a long chin.

TH: Let's go back up to the eyes, for a minute. Before I ask you anything in particular, was there anything that you remember about the eyes?

W: No, there's nothing in particular.

TH: For instance, ah, some characteristics, the set of the eyes, the depth that the eyes are set into the forehead. Some people are shallow, and some are very deep. How wide the eyes opened? If it's a wide eyed person? If his eyes are very narrowly opened? Any creases or wrinkles around the eye? Any of these things?

W: His eyes not very big.

TH: The eye itself can be several shapes. Ah, some people have a very smooth shaped eye. Other people have a much blockier eye. I'm just going to draw a few shapes here. I want you to see if you, recall if any of them are close to the shape of this person's....(pause)...This is a pretty rough sketch but the nose is here, and the eyes would be about here, on all of these. Are there any of these that remind you of the person's eye? This is a very smooth, well formed eye. This is

Comin

AM: a little blockier. This one has its high point. And it is very flat across the bottom. Do you remember anything about the shape of his eyes? That you noticed?

W: What's the difference between this one and this one?

AM: I think this one's got a little bit more curve on the bottom. And this one is very flat across the bottom. This one has its center a little bit more towards the nose. And this one, the highest point of its arc is like right in the middle.

W: It seems this one.

AM: Okay. We'll just use that to begin with, then we may change it later. Do you remember what his eyes looked? Set a little back into his forehead at all? Or they are very shallow Set?

W: No. Not just in the back anyway.

AM: Okay. Don't remember any wrinkles around the eyes or any creases of any kind?

W: No.

AM: Okay. How about the mouth? Think we'll go on down and talk about the mouth for a minute. Is there anything about the shape of the mouth? or the thickness of the lips?

W: The lips are, ah, not very thick.

AM: Okay. M-- Also, there is another characteristic of the face. There is this little ~~bit~~ *dip* here on the upper lip, which everyone has. On some people it's very distinct. And it will make the upper portion of their lip very pointed. On some people, like you and myself the upper lip tends to run very smooth across the top. WELL, do you remember the lip being, ah, like on some people you have a lip that will be very well shaped as far as that other cust there. ON myself and with you it's smoother across the top. Do you remember if it was fairly smooth across the top or --

W: Yeah, he has a, ah, some indication.

AM: Okay.

W: Not very distinct though.

AM: Was there any pulling down at the corner of the mouth? or coming up? Did he seem to have any continuing smile or frown on his face or did his lip seemed to run fairly straight across?

W: It was straight.

15 min AM: This person's face was longer than average. Was it in any way a thin face?

W: Ah, this place is kinda thinner.

AM: Okay.

W: Yeah.

AM: Well, we will lower the cheeks. Were they thinner or were they actually sunken in?

W: Not sunk in.

AM: Okay. It is thin. A-, usually about the widest portion of a person's face is what they call the cheekbones, which usually run anywhere from very high cheekbones to low cheekbones. Do you remember where this wide portion on the face was? Were the cheekbones very distinct? or were they less distinctive? A person has very dominant cheekbones. Yeah, I think you would notice that his face didn't have a very wide point, that his cheekbones are not so dominant. The sides of his face might tend to run more parallel.

16

W: His cheekbones are not very dominated.

AM: How are the chin? you know, when we talk about the chin, we talk about more than just the end of the chin here, but also the line of the jaw. The jaw bone, ah, how strong of the jaw line did this person have?

W: Not very strong. *The end of the chin is rather round*

AM: Okay. And you thought maybe the chin area is where some of the length of his face is made up? AS far as him having a chin that was longer than normal.

W: I beg your pardon?

AM: You said earlier that his chin was a little long. ah, that's where the length of his face came from. This added length was from the chin, right? Rather than, say, in between the mouth or the nose, or between the eyes and the nose. What I draw is a little longer chin and then you can look at it and I can change the drawing very easily. Ah, I can change anything, no trouble at all. I will draw it one way, and then we will look at it and see. One other way I can possibly learn something about the face is ah, if on the one hand you have someone who

965

AM: had a very bony angular face and on the other hand you have someone with a very smooth face with not very many distinct edges, was very smooth formed, do you think this person's face would be more towards the smooth face or the bony face?

W: The smooth. His face is not bony.

AM: Didn't have real lines of any kind? Allright. I'm just going to do a little catching up on what you told me. But feel free to interrupt if anything comes to mind while I'm working. Okay?

W: You know, I think the hair should be longer. But, if you look from the front, it would be about just up to the shoulder. The hair should be longer.

20 min
AM: You think it went down behind his back then.

W: Right.

AM: Okay.

Long Pause

AM: Could you see any of the ear at all? Or was it all covered up?

W: I think it's half covered.

AM: Okay. Could you tell me anything about the shape of the ear? You think that was half covered. Was it to be a large ear that stood out a lot or--

W: No, I can't tell.

20 min
AM: Okay, fine. Sometimes it is better to just leave it out, if you can't remember it's allright. Do you remember any kind of sideburns on this person?

W: Side--

AM: Sideburn. Like, this is what they call sideburns.

W: M--

AM: Do you remember them as being in any way large sideburns that would be bushy and stick up from the face or if they were thin? Like mine are very big for instance. Some people have very long sideburns that come very far down the face.

W: I cant remember him having sideburns.

AM: Looking at a person straight on, it's hard to see them, really. They are awfully close to the face. Okay.

AM: What made you think this person was twenty years old?
What about his face made him looked twenty years old?
Why didn't he looked like he was twenty five? or like he was seventeen?
Was it because there weren't any wrinkles on the face and there were any creases of any kind?

W: No, he doesn't have the wrinkle but the way he talks and the way he looks, looks like twenty already or nineteen.

AM: Ah, I have to draw a neck on this person. What neck did he have, do you remember? Long skinny neck, short , or a very muscular neck, or anything you remember about the neck?

W: It's about the average kind.

AM: Okay. Stick an average neck on there. Ah, let's see, did he keep his hair combed behind his shoulders or did it fall down in front of the shoulders?

W: Behind.

Bones

AM: Okay. Now, when I start showing you drawings, at first I am just gonna kinda flash card it to you. And I want you to tell me what the first thing is that looks wrong about the drawing.

W: Okay, this part should go more into.

AM: Should be thinner.

W: M--

AM: Okay. You think this whole face should be narrower. Or just in through here?

W: Yeah, this part.

AM: Okay. Think it should be thinner than that.

W: Should be thinner than that.

AM: Okay. Should it be thinner in throu here or also down at the chin area?

W: Also down the chin area.

AM: In through here?

W: M--

AM: I have these ~~draw bones~~ ^{jaw bone}. This part of the draw bone where you can kinda make the angle here.

AM: I have that set up there you can get that coming to, how about that?

W: Yeah, it should be narrower.

AM: Okay. Ah, how about the upper part of the face? What looks wrong about that?

W: Okay, the upper part should, should be, wider.

AM: Okay.

W: A little.

AM: On the forehead?

W: A, huh.

AM: Okay.

W: And the hair should be down.

AM: Should be what?

W: Should be, you know,

AM: More on the forehead? Okay, fine, I'll get that then in just a second. While not looking at the drawing, keep thinking about the face. And, try and remember things that you seem to remember well. Allright, this part of his face, see if you can capitalize on those and we will try and get those just as right as we can. So concentrate on that part of the face. We'll see if we can get that just right. I hat it whon somebody gives me good information and I can't draw it. You have given me something I want to get it just right. You think he had his hair combed down on his forehead a little bit to over behind his ears?

W: No, not behind.

AM: It came over the ears, huh.

W: And his hair should be, should not be that flat. It should lie a little bit like--- should be some curls.

AM: Okay, fine. ah, should it come down more on his forehead?

W: yeah, should be down a little more.

AM: Ah, more in the middle of the forehead?

W: Yeah, the middle should be come down.

AM: Okay, now, like that?

SEMIL

W: Right.

AM: Okay, On both sides then.

W: The middle should come down.

AM: Oh, the hairlines should come down. Okay, fine. See if you can remember anything about his nose. Right now his nose is a drawn nose, but I like it, I feel like it's awfully blank. I just wish we can get something going with the nose. You think his nose should be that bumped? Ah, I left it as pretty straight across the bottom, but should it be turned up more or could it be turned down on the end? It could be wider or narrower, in through here.

W: Okay, I think this part should be narrower. And the bottom should not be very round.

AM: Okay, do you think it is flatter across the bottom, or---

W: More pointed.

AM: Okay. Fine.

W: I can't think of anything about his nose.

Tomlin

AM: Okay, fine. There is one thing about faces, ah, his face for instance, could look very narrow ah, but I don't know that it's because, let's say his face is very narrow, on some people it would beven look narrower because on this part of their face it would be narrow and in the front whereelse if someone has, I'm trying to say, what I'm trying to get across is I have it about this nose, but I'm trying to make it look narrower, by shading in this area and trying to make the appearance of thinness without narrowing this width, across here. But I can narrow it some more, if you think I need to.

W: You think it ---

AM: On some people, they can have a face, like I can hold my face like this, and I could kinda of tooch out my cheeks, but if my cheeks were drawn in, like this, it would look narrower.

W: No, it's the ^{enough} nose. It's the ^{enough} nose.

AM: This guy looks "Pretty handsome". Was this guy this good looking?

W: Not really.

AM: Okay, ah, what made him looked not so good, do you think?

W: The hair is not that pretty,

969

AM: Okay, was it more ^{straggly} ~~flat~~

W: Sometimes it's ^{flat} flat up here.

AM: Okay, his hair wasn't well combed, then. Okay, fine. Ah, was it ^{curlier} ~~curlier~~ curlier than this, then? It looks like his hair has just been growing around, maybe, or he's been out in the wind or something.

W: Yeah, a little like that.

AM: Okay.

END OF TAPE

DATE: 10-21-74
 WITNESS: W- 163
 TARGET: T- 86
 TIME: 3:25
 TECHNICIAN: JANICE HARTGROVE
 TECHNIQUE: IDENT-KTE

TH: About what age would you give the person?

W: I'd say about nineteen(19) or twenty(20).

TH: Was he tall? short? or medium height?

W: I think medium height. He wasn't tall.

TH: SO he was below six feet (6').

W: Yea.

TH: What kind of build did he have?

W: Probably small build.

TH: Slender?

W: Yea, right.

TH: What color was his hair?

W: Brown. Brownish-Blonde.

TH: Did he wear glasses?

W: No.

TH: Mustache?

W: No.

TH: Beard?

W: No.

TH: Large side-burns?

W: No.

TH: Okay. Now I'll make up an average person. For medium height, slender build it tells me that I pick Chin-30. And I'll put

it on like this. I can also move these things up and down
like this so if you want to lower a chin, we can also
turn them over. Okay. Then we go to the age bracket and it
tells me to put on nose-03. Eyes-10. Lips-09. and Eyebrows-21.
Okay, now, looking at this see if you can pick a hairline
which closely approximates his. Now what we are looking for
is his hairline.

W: Yea, cause his hair came down almost to his eyebrows. *Parted in the middle & came down.*

TH: Maybe you can look for the parting.

W: Ah, yea. Ah...(pause)...That looks like it's about the closest one.

TH: H-66. Okay, here's our average person. What on there would you like to change first? That stands out most.

W: Ah, the nose is, it was a little bit long. It seems like it wasn't as thin.

TH: It was kinda, up at the top?

W: Yea, it was kinda broad.

TH: Looking at these noses, ah, this is nose-03. Now a broader nose might possibly be ah, see, some of these down here. There's a few down here, you might want to take a quick look at them.

5 MIN. W: No, not them. I think it was more like eleven(11).

TH: Okay. We can also move these things higher and lower. Take off nose-30. Put on nose-11. Okay, how's that?

W: That looks better. (pause) The eyebrows were thick, but I think these are not quite there. Ah, the eyes were kinda small.

TH: How about the shape? Is the shape about right?

W: Umm, Yea.

978

TH: Okay, the eyes are right there. These are about that shape or smaller, or something like that.

W: Yea. I think that those are okay.

TH: Okay, let's try those. That was eyes-3T?

W: Yea.

TH: Take off eyes-10. Put on eyes-3I.

W: Yea, that looks better. Now the eyebrows don't look too good with those eyes. (laughter)....

TH: We have different eyebrows.

W: Okay. (laughter) I think they need to be a little bit thicker.

TH: Okay. The ones we have on there are D-2T. You can see, as you go back through the book, they get thicker.

W: Yea, I see. (pause) Try these right here.

TH: Okay. Take off D-2T. And put D-18. Well that gives you an idea, of how they look.

W: Yea. Try, thirty-one(3I). They don't look quite as thick.

TH: Okay.

W: Yea, I think that's better.

TH: Okay. Take off D-18. Put on D-3I. There we go. Of course if it's too dark, we can just move it over in the stack, and make them look a little less dark.

W: That looks alright. It's hard to visualize some of the hair but ah,

TH: Well if you want to do any different hair, back here we have more hair.

W: Oh, good.

TH: Here's some with it probably.

W: Yea. About sholder legnth it was kinda.

973

TH: Well, I'll tell you something we can do. We can if you have one where the front is about right, we can like lay them on top of each other so that we can get those bangs with that hair.

W: This is about a lot like it.

TH: Okay.

W: It's real good, cause it's kinda shag.

TH: Okay. H-Th7. Take off H-66. And put on H-Th7. How's that?

W: That looks pretty good to me.

TH: How about distances between things, like between the eyebrows and the forehead, the mouth and chin.

W: Yea, his hair did come down like right at the eyebrows.

TH: Well that's one that should be moved down.

W: Down, yea. (pause) Yea, that's better. (pause) The shape and everything of his were oval face. I think that's just about it.

TH: Okay, you like all these distances?

W: Yes.

TH: Okay. Now. On a scale from one(1) to ten(10). With one(1) meaning it looks absolutely nothing like his, and ten(10) meaning it looks exactly like him. How would you rate this?

W: I'd say about 6.

TH: Okay, alright.

10 MIN.

12 MIN.

974



DATE: October 25
TIME: 1:30
TARGET NUMBER: 87
WITNESS NUMBER: 167
TECHNICIAN: ANDREW MERIDITH

AM: Okay, this person was rather slender, ah, did his face show this slender attitude, his entire body was thin ?

W: Ah, it was thin. His chin was mainly what I was trying to say, his chin was kind of slender. You know. His face kind of seem slender too.

AM: Did it seem long in any way? Ah,

W: It was long, it wasn't unusually long, you know.

AM: Okay.
Little longer than average? If you can imagine what average is.

W: WELL, ah, I am not sure cause I am not sure how far, like his forehead was very small in relation to where his hair came. His forehead was much further up, that would make a difference.

AM: Okay. let's think about that in relationship, ah.

W: But I remember, for some reason I just remember his chin being, you know,

AM: Okay. We will get back to that in a little while.

W: Okay.

AM: Ah, concerning the top of his head, ah, what kind of hair did he have?

W: Very curly.

AM: Very curly.

W: Right. It was curled all the way ~~down~~ *around*

AM: ^{that} Small and tight curls?

W: No, not that tight, but its very much to *of an Afro* ~~the curls~~ though. You know, it just look curly all over.

AM: Okay.

AM: What did his hair do to his forehead? You said his forehead ----

W: The forehead was----

AM: Short.

W: The forehead was very short and the way the hair was coming down over the forehead, this much and so this much of his forehead shows. The way his forehead was just short I am not sure cause you couldn't tell by the way his hair went.

AM: Yeah. Was there any part to the hair? What so ever?

W: No.

AM: It was just growing everywhere. Okay, alright.
Oh, that's gonna be a devil to draw, I can see. Did it frame in in his forehead in any manner? or well----

W: I remember the cross in his forehead, it was like this, and I think it kind of slacks off

AM: Did it seem to come straight across?

W: Yeah.

AM: In a rough manner.

W: It didn't seem curved like that, it looked straight. Cause I just remember looking at his forehead.

AM: Okay. ah, about how high are his eyebrows? *was the hair coming down?*

W: I will say, how much is that, an inch and a half?

AM: Yeah, a inch and a half something like that.
Okay, was it growing over his ears or could you see his ears at all?

W: I am not sure, I think it was over his ears.

AM: Okay.

W: But then his earlobes weren't sticking out.

AM: You feel like it covered the top of his ears, though?

W: Yeah, I think so. But I am not sure.

AM: The next, well, the next area we are gonna talk about is the area around the eyes. Not just the eyes themselves, but the, like you can think of a band running through the eyes across the face, the entire area including the nose, ah,

W: Including the nose?

975

Min

AM: Including the nose. Yeah.

W: And the eyebrows?

AM: You can start with the eyebrows if you like, or

W: Okay, ah, they are arc things, they didn't come, they start like---

AM: They were separate.

W: They were separate, and then are together in the middle. They, I guess more or less are kind of straight. I guess a little curve too, but---

AM: Straight and then curve towards the end, or

W: No, just kind of---

AM: Slight curve on the whole.

W: yeah, you know, more or less straight.

AM: Thick you said?

W: They were not bushy thick like.

AM: Height wise?

W: You know, they were about that big.

AM: Okay.

W: Just kind of like a rectangle shape.

AM: Oh, alright, it's fine.

W: And they were dark.

AM: Alright. How about, when you think about the nose, think about the top of the nose for a minute and how it---

W: It was thin. The top of his nose was rounded.

AM: Okay. How the nose come out of the forehead. Ah, some people have straight acromite noses, some other people have a slight dip or indention in the forehead where the nose starts. Do you remember anything about that?

W: I don't remember if there was a dip.

AM: Okay.

976

W: It may be, just might have been, I guess it had to be a little dip.
But you know, just kind of----

AM: Allright. Little and not real strong in ~~the~~ either direction. 977

W: It was a long nose.

AM: Okay.

W: Very long.

AM: Okay, you think that's where some of the length of the face came from,
was---

W: Yeah, that might be, that might be part of why some of the whole thing
was long, because of the longness and the thinness of the nose.

AM: Okay. If an average nose was, on a scale from one to ten, if you are
calling an average nose five, what would you call his nose?

W: You mean length wise?

AM: Yeah, length wise, yeah.

W: I don't know how long an average nose is, but I guess I'd say a seven.
I am not sure how long the average nose is, so I couldn't tell you, it
depends.

AM: Did the nose seem bony in any fashion or was his whole facial structure
bony or---

W: Well, his nose to me, his nose and chin both seem not really bony,
but just, well I guess might kind of say bony.

AM: Okay.

W: But it wasn't anything round noses or turned up like that.

AM: Yeah, how about the end? Do you remember anything about the way the end
the shape?

W: It seem a long nose, it was thin through here and it just seem to just
come in, like not tip up.

AM: If the nose was turned down, it would tend to make it look a little
longer than if it was a long nose and turned up on the end.

W: Well, it wasn't turned up. I mean you know,

AM: Okay.

W: More towards down than up.

AM: Okay.
And it wasn't very wide in through the nostrils?

W: No, thin.

AM: Okay. Could you see very much of the actual nostrils?
The nasal cavities or, anything about the end of the nose?

W: Well, I imagine I could see a little of it. He wasn't ~~at~~ just sitting still, he was moving around and so I think you could see a little bit of it.

AM: Allright. Let's go back up to the eyes for a minute and start to think about these, and I will kind of give you some things to think about, ah, not just the shape of the eyes, but also the set of the eyes, how deeply set the eyes were, and the forehead, the space from the eyebrow to the eye. Do the eyes seem wide open or were they narrower?

W: They did seem open you know. Very slender almond shape.

AM: Allright.

W: His eyelashes were short.

AM: Allright, ah, how about the distance between the eyebrows and the eyes? Did the brows seem to weigh heavy on the eye or was it a fair space between the eye and the eyebrow?

W: There was a connecting space between the eye and the eyebrow. It wasn't a very large space. It was you know fairly thin.

AM: Okay.

W: But the eyebrow didn't seem to overpower the eye or anything like that.

AM: Allright. And you said the eyes were kind of almond in shape, rather smooth in shape?

W: Yeah, very smooth. Laughter. Anything, I just looked in and he just start laughing, and it might be because he was laughing.
Generally, I think his eyes would be more or less very slender.

AM: Okay. Ah, just to make sure that we are communicating, of these 3 eye parts, we are saying, nose's here, and this is the tear duct on the inside of the eyes, I will call this the most almond shape, ah, this one's a little flatter across the bottom for instance.

W: It's more like that one.

978

AM: Okay.

979

W: It was more, as I remember what I look at, I specifically remember it was like almond.

AM: Fine.

W: Very slender.

Under the eyes, it, I don't know if it is, I don't know if it would be considered like a bag or what, it just, something about underneath the eye, it just wasn't real smooth and straight you know.

AM: Well, most people have an upper eye lid that is visible there, might have been a slight crease caused by the lower eye lid, ah, was there any puffiness under the eyes or any kind?

W: That's kind of what I mean, it wasn't that puffy. But it was, like his face wasn't that slender where just the cheekbones was just sticking through. it was more like it had quite a bit of, well, I guess you might say puffiness.

AM: Like his eyes were tired and ah, he had bags under his eyes but they weren't dark, they were just kind of padded on to the eyes or.

W: Yeah, kind of like that except his eyes didn't, you know, looking at his eyes, they weren't really that tired. Because his eyes were bright.

AM: Some people just have bags under their eyes, I mean you have them when you are teenagers, you know.

W: I don't feel that, just something I remember.

3/7

AM: Wasn't the fact that he had very high cheekbones?

W: I don't really remember. But it might have been. But I don't remember that the cheekbones were really that high.

AM: Okay. We will get back to that. Let me do a little bit of catching up here with what you said. Do you remember any other wrinkles around the eyes besides this slight puffiness, was there, were there any crease of any kind or anything?
I realize he's pretty young for creases if he's 18.

W: Well, I don't remember any creases, you know, cause it's hard, if he's inactive it might cause-----

AM: Causes a lot of changes in the face.
We can wait on it and you can look at the drawing a little longer.

W: That might have been but might have been because he's been so I think that generally it would not.

AM: Okay. Fine.

We can move on down, like below the nose and start thinking about the

AM: area around the mouth including the space in between the nose and the mouth, ah, also that includes the little dip that almost every one has in there and its effect on the upper lip. Ah, you have a very predominant dip there, on your upper lip, it shows up on you.

W: I don't remember anything predominant because I don't remember him. He didn't just, you know, like that, so he didn't really have a chance to look at because we are kind of talking, and so I don't really remember much of his mouth. It seemed to me thin.

AM: Allright, thin lip.

W: Thin lip.
But was it really or was it not I am not real sure.

AM: Ah, okay. How about the size of the mouth across, did it seem like a large mouth? Width wise or---

W: No, it didn't seem real wide. I guess it's just the medium size. It didn't seem small but it, you know, wasn't real big.

AM: Ah, was there any turning down at the corners? Or like he had a continued frown or a continued smile of any kind, any?
Did the mouth seem to run straight across? Was it pulling in any way?

W: I think it just run straight across but I am not sure. Cause he didn't---

AM: Okay, yeah. That's another problem, yeah.

W: Cause it's hard when you are sitting there and having 3 people sitting there staring at you. His lip didn't seem to have that, you know, like a big dip.

AM: Okay, pretty smooth across.
We will start to talk about the chin now. Ah, and actually when we talk about the chin it's hard to think of it as an isolated thing, you have the chin which spreads out to the jawbones which goes on farther still on almost to the cheekbones, so you are actually talking about the whole shape of the face, from here to here. If you want to start with the chin, that's fine.

W: Okay. It seem to narrow, and this long. It seem, I guess it started about right here, I am not real sure what exactly started, but it just seem to just narrow off and then with a, kind of a long narrow chin.

AM: Did the chin seem pointed?
Was it flattened down in here? or rounded? Even if it's kind of just on some other points all the time.

W: I think it was rounded. It didn't seem just pointed.

AM: Yeah, it wouldn't be.

AM: It would have wither a softening rounded shape to it, or it would have some flatness across the bottom of it, or even in some cases, some split channels, some kind of dimple or something.

W: No, he didn't have a dimple.

AM: Okay, ah.

W: It didn't seem flat, just seem like it was, you know, top of his beard go down. That's more what I thought it is. Put them down like that. Cause it just went in, it was so thin.

AM: Okay, ah.

W: I guess you might say bony.

AM: Allright, what about the length of the chin? Did it seem like a long chin?

W: Yeah, it did.

AM: Okay, ah.

W: Maybe because it was so narrow, it did seem long to me.

AM: And you said that when you are thinking about the cheekbones, they didn't seem terribly pronounced, but that they were apparent, if he had---

W: They must have been, cause, I guess cause up through here, his face was wider and then it probably wouldn't, you know, the cheekbones like right about here, it's gone.

AM: The cheekbones are about the widest portion on your face.

W: And it was, I don't remember that being bony you know.

AM: Well, it would show up with slight shadows, it, unless the person was really skinny, it wouldn't look bony but it will look off some shadows and slight variations on the face, ah.

When you think about this portion of the face, and you are thinking about an outline of it, it seem to start to slant in from the cheekbones or did it run parallel for a while? You decided his face seem straight for some distance or did it tend to length in from the cheekbones? And start going towards the chin?

W: I am not sure if it start breaking in from up here or down over. I think it was more down a little ways.

AM: You can have a pointed chin and it looked narrow but actually your jawbones can go on back and add some parallelness to your face, ah.

W: Well, I got the impression that it was just really in.

20 min

987

AM: Okay, fine.

W: It wasn't thick down here, like down here right back here.

AM: The jawbones didn't seem terribly predominant, then, as far as boxing out the face.

W: Yeah, no, it didn't seem to, it seem to have been going and start sloping in with the chin.

AM: Okay, if this man was thin, ah, was there any hallowness to the lower cheek area? Ah, sunken in of the lower cheek area?

W: No, I don't remember it being like---

AM: Yeah, extreme in any way?

W: No.

AM: Okay, fine. Ah, also thinking about that jawline, did it seem a smooth jawline or did this outline seem in any way more towards an angular outline? I am talking about, well, this general shape in through here, did it seem smooth, or if on one hand you have it going to a smooth direction and on the other hand you have it going to a bony angular articulation of this line from ear to ear, would you place it going more towards the smooth line or, more towards---

W: Actually, I don't think I understand what you mean by bony, angular, I don't, I just, it seem real thin through here.

AM: If we have an ear here and we have another ear over here, that drawn upside down, on one hand you can have a very smooth outline, on the other hand you can have one that's more articulated and angles, ah, it wasn't so smooth?

W: No, It didn't seem just like the round smooth like that, you know, cause I just keep remembering this, you know, the way the chin, what seem like a definite slope.

AM: Allright. okay, fine. Have to a little more catching up and I will have something for us to look at in a minute. Just keep thinking about him and in a minute when you look at this I will kind of flash card it to you, and you can start telling me what's wrong, with it, and by all means you can, if anything is wrong, if there is any of the proportion that is off, there is no trouble for me to change them, no matter how drastic the changes seem. Anything can be change pretty quickly.

25 min

W: The sides of the face drawn should be like the right size face?

AM: No, it's smaller than my size. I am just going to roughly indicate, and outline where the hair is, and we will go back to that cause I imagine you will want to change some. Ah, on the hair, did it really curve around like an afro hairdo? On the top of the head, very smooth or was it boxy in any way?

W: It's, I guess you might say it's more boxy, it wasn't like an afro, usually it's just the perfect smooth, his hair is not really that curly, you know, it's his own curls, you know, it was just a perfect round circle.

AM: Okay, how about how far did it go down behind his head, say, ah, coming on to his neck? Ah, could you see the hair behind his ears? In other words, back hanging down on his neck a bit?

W: You know, part way down on his neck. I remember the ear puff. I am not real sure. I think it was being down about on the middle of his neck, he had a thin neck.

AM: Okay.

W: Thin and long.

AM: The hair won't be dark brown hair, ah, sometimes it's easier to indicate something from paper than it is for me to make hair dark brown, so, rather than me filling alot of things I will probably have to erase, it's just gonna be kind of an outline at first. Okay, what strikes you most about his eyes?

W: The shape of the face;

AM: In what way?

W: The chin area seems to be more----

AM: It needs to come in more?

W: Yeah.

AM: Okay.

W: Like it starts from the hair it seems to just meet the ----

AM: Okay, I've got jawbones placed about here, I need to put those down a little more? Okay, fine. Yeah, you seem to remember that portion of his face pretty well, I will try to get that as right as possible.

W: I don't know why I just always try to make things

AM: Is that one thing that make him look so young is the way his face was thin and pointed? What make him look like he was 18?

W: It might have been that. I don't know what, I don't know what makes me think, you know, age differences, in people.

AM: Yeah, it's hard to put your finger on I will admit.

30 min

W: It's just, you are looking at somebody, I guess you can compare them with the people you know that are that age.

AM: How about the length of the face? Is it?

W: It looks about, for some reason it looks ~~narrow~~ *wide*

AM: It looks ~~wide~~ *narrow* in through here still?

W: I guess maybe right through about, yeah

AM: Okay. We will put it down a little bit and then we can go back to it if we need to.

Ah, think about the shape at the top of his head, if the forehead seems right where the hair falls, the top of his head seems too long or too short? This distance up here, between eyebrows and this space, and did he have that much hair on top of his head?

W: I don't think so.

AM: It needs to come down some? Okay.

W: You know, I guess in the side pictures you will be drawing it will be about like about that much.

AM: Okay, I will try to trim it on down a little bit more. I will work down to it slowly and you can kind of tell me if more or less needs to go off. Is that head in the right direction? Do you think by ~~turning~~ *trimming* it down?

W: Yeah, it seems closer to it. I don't remember it being that squared, though.

AM: Okay. I need to take some off here, if you call them square, these are corners.

W: I guess generally, might be an oval head. Not really pointed though.

AM: Think about something besides the chin for a while. Think about the nose, the length of the nose, ah, the eyes, the distance to the eyebrows, the shape of the eyes, are they open wide enough, the space between the nose and the mouth, any of those things, does the nose seem narrow enough, long enough? It's longer than average, but it can be of a longer shape.

W: It seems narrow enough, might make it a little longer.

AM: Okay. Ah,

W: The eyes have more of an almond in the middle, they seem more like that rather than --- *see what I mean?*

AM: I don't understand.

W: You know like it's wide right here, it seems like the wider part was more out here.

AM: Let's go back to those three shapes, I am confused.

W: I think that might be just the eyelid. I mean on the drawing. See like right there, that part is the eyelid, right?

AM: All these area in here? or this---

W: That line.

AM: This little line right there. I am calling that eyelid. Yeah.

W: Okay, then those are about right. Okay, the eyebrows look good, the nose seems a little long.

AM: Allright, how about the mouth? As much as you can remember. It's pretty thin lip.

W: I think it's a little bit bigger than that. The top of it might be a little thicker.

AM: Okay. The thing that happens, I can't just change the length of his nose, I have to change, I have to move everything up a little bit. You think the face needs to be a little shorter? Overall?

W: Yeah, it might, cause I don't remember that much area.

AM: That much area through there?

W: Yeah, right.

AM: Okay, fine.

W: I always make you redo the whole thing.

AM: No, no trouble at all. It takes me about three minutes to shorten his nose, once you get something established, the image isn't hard to change. And I might have shorten it a great deal, so it's no trouble. I will move the chin up in a second if you think that's better as far as the length of the nose.

W: Yeah.

AM: Should I go more with it? shorter still?

W: Maybe just a tiny bit.

AM: Okay, well, I am going to change the chin, ^{we'll} look at it, the chin is a little too long to begin with.

Pause

5 min

AM: What's wrong?

W: Well, it might seem a little long.

AM: Nose, still?

W: No, the whole face.

AM: Whole face, okay.

W: And it seem a little big in through here.

AM: Okay, fine.

Shorten the nose a little bit, and well, does it seem long because of the chin or because this face here?

Homin

W: Face is, should be smaller.

AM: Okay.

Everytime I draw the mouth I am drawing a little differently, so if one looks better than the others, let me know.

The jawline has pretty big influence on the face, ---

Have we gone through too short or we went the right way do you think?

W: That nose looks about right now.

AM: Ah, how about the thinness? Do I need to go thinner? By shortening the face, it's gonna look a little wider, because I didn't change the distance there too much.

W: I think it comes in a little here.

AM: Right in through here?

Okay, fine.

WAS this guy what you would call a good looking guy? or ah, is there anything I am missing that should make him look better? or make him look worse? As far as a good looking person looks like. If ugly, I don't want him to look good, you know,

W: I think it's about right.

Homin

AM: Okay.

DATE: TC-25-74
WITNESS: W- 165
TARGET: T- 87
TIME: T: 30
TECHNICIAN: JANICE HARTGROVE
TECHNIQUE: IDENT-1/11/74

987

TH: Okay, now I know it was a white male.

W: Yes.

TH: About what age would you guess the person?

W: Up to twenty(20).

TH: Was he tall? Like over six(6) feet. (6')

W: He was short.

TH: What kind of build did he have?

W: Slender.

TH: What color was his hair?

W: Brown.

TH: Did he have glasses?

W: No.

TH: Mustache?

W: No.

TH: Beard?

W: No.

TH: Large sideburns?

W: No.

TH: Okay. From here I build up an average person. So I pull out Chin-30 and plus one(+1), tells me that this is a medium position. Then I go over to the age grouping, and put on Nose-03. Put on Eyes-70. Lips-00. And Eyebrows-21. Okay, now look at these hairlines on here, pick the hairline that

that most closely approximates his.

W: It was curly. So, this would be the closest to curly.

TH: Well, we can go ahead and put it on, you can change it immediately once we get started. That's H-66. Okay, now, there's an average person, so does it look anything like him? What bothers you the most. What you most want to change.

W: The nose. Because he had a thinner nose.

TH: A thin nose, okay. Perhaps like this one? The nose you have on there is nose number 03. Which is that one. This is a thinner nose. *Thinner & pointed nose* Do you see any that look like his?

W: I think this one, thirty-six(36).

TH: Thirty-six(36). Okay. Nose-36. Take off nose-03. Put on nose-36. Alright there's that new nose.

W: ... (pause) ... His hairline was close to the face.

TH: Would you like to look at the other hairlines?

W: Yes... (pause... witness looking through hairlines) ... I think sixty-five(65) would be better.

TH: Take off H-66. Put on H-65.

W: Closer to the eyebrows.

TH: You want me to move it down a little. Okay. (pause) How's that?

W: A little bit lower.

TH: Okay. Is that an improvement?

W: Yes... (pause) ... Do you have narrower eyes?

TH: Yes, we have lots of eyes. The eyes that we have on there now are these.

W: I think fifty-six('56) would be good.

TH: Okay. Eyes-56. Okay, we'll take off eyes-70. And put on eyes-76. How's that?

W: (pause, and murmuring).. Yea.

TH: You like those?

W: Yes.

TH: Okay, what else would you like to change?

W: Well, the eyebrows are fine. The lips are fine. They are thin tho.

TH: How about the chinline?

W: It's long. It's okay.

TH: How about the relationship of the parts to one another? Like the distance from the hair to the eyebrows? Eyebrows to eyes?

W: They're close, close to the eyes.

TH: This distance, and that distance?

W:(pause)....It's alright.

TH: Do you see anything else on there that you want to change?

W: Well, this is kind of a smooth skin, is that just the that it was drawn?

TH: Let's see, the one on there is this one. Yea.(pause) Now this one's the same, except for the ears. I think that's one of the thinner chins that you'll find.

W: Well he did have a thin chin....(pause) I think this is the best one.

TH: Okay...(pause)... Is there anything else that you would like to change? We got this down far enough didn't we?

W: Yes.

SW: Okay. Now, on a scale from one(1) to ten(10), one(1) means that it doesn't look anything like him, and ten(10) means that it looks exactly like him. How would you rate this? As a portrait of the person.

W: Nine(9).

SW: Nine(9) okay.

DATE: 10-25-74
TIME: 3:30
TARGET: 88
WITNESS: I68
TECHNIQUE: SKETCH ARTIST
TECHNICIAN: ROBERT (BOB) A. McCOY

991

TH: Okay could you give me the approximate age of the individual that you have just seen?

W: About nineteen (19), or twenty (20).

TH: And was his build slender, medium or heavy?

W: I guess it would be medium.

TH: What color hair did he have?

W: He had dark brown.

TH: Color of eyes?

W: Kind of a dark blue.

TH: Complexion, was it fair? Tan? or Dark?

W: It was kind of tan, but really it wasn't what I call tan. But it wasn't fair either. And he had pink cheeks.

TH: Okay, was his skin smooth? Rough? or Wrinkled?

W: Ah, what do you mean by rough?

TH: Well, was his complexion ah,...

W: He had kind of a complexion problem.

TH: But overall, was it overall smooth? Or was it rough?

W: Rough.

TH: Did he have any facial scars?

W: Not that I saw.

TH: Did he wear glasses?

W: No.

TH: Did he have a mustache? or a Beard?

W: No.

TH: Sideburns? Could you see those?

W: They were like right to there.

TH: Okay. And did he have any head gear? Such as a head-band? or Hat?

W: No.

TH: If you were taking a look at him from a frontal view. Would you say that his overall shape of the head would be oval? or Squared? Round? or What?

W: Okay...Part was squared off except for the chin. It came down into a, it would be more wide than that.

TH: Okay why don't you go ahead and sketch the overall face, and everything, that you remember....(pause...sketching)...

W: That's where the base was, kinda like this...His mouth was here, he had full lips, and that would be his cheek bones here, and it was real short this distance here, this distance was long, (his nose) It was the kind of nose that went like this. His eyes. He had real bushy eyebrows. (To here, and then they just sort of faded out) And they were close together. His eye looked kinda wide. And his hair was parted on the left.

TH: Go ahead and draw it as you remember it.

W: Okay. It sort of came up like that. It was real, real thick. Sideburns are thin. The hair is short. His ears kinda stuck out. They were small. He has a long nose.

TH: The cheek-bones. Did they stick out quite a bit?

W: Ah...It's like ah...

TH: Like they were sunken in here?

5 MIN. W: Like it's wide back here, but it just kinda comes in...(pause)...
 ...(artist sketching)...(1½ min.)

TH: How do we differ from that?

W: Okay, his face is wider. And his chin is longer, *just more.*

TH: Well we'll keep this the same distance here, and we'll just diminish the other.

W: Okay...(pause)...It's not quite that long.

TH: Not quite that long?

W: No.

TH: Okay....Did it come to a rounded shape on his chin?

W: Sort of square.

TH: Was there a dimple or any sort of indentation?

W: No.

TH: More like this?

W: Ah...(comment not understood)... *kind of like a bottom of a heart, sort of just sprouted out.*

TH: There was a definite difference from his chin to the jaw?

W: Yes.

TH: And then you say that it angled in like that, here, okay. Ah...

The hair came across the forehead. Would the hair be?

W: Real, real thick.

TH: And you say that it didn't cover the ears.

W: No. He had a little bitty sideburn. And his ears kinda stuck out. They were smaller than this, but they kinda stuck out.

TH: Like that?

W: Yes.

TH: There was a definite part?

W: Yes.

TH: Okay, from the forehead to the nose, say this is from the top of the eyebrows down the actual brodge of the nose. Was there an indention?

W: You mean like this?

TH: Right.

W: Yea, he had one. His eyebrows came right up like that.

TH: Okay. Did you say his eyebrows were bushy?

W: Yes.

TH: And there was a curve to them? And they did...

W: Right in ^{the end} here it came out a long way. And then right ^{at the end} here ~~again~~ it just kinda puckered out.

TH: Something about that shape, right?

W: Yes.

IC MIN. TH: Okay...(pause)...Did you say his nose was thin?

W: Ah, not real thin. It looked like it was rounded, like a little hump...(off subject conversation...sketching).....

TH: Was it like this?

W: Ah, this wasn't so long here. It wasn't quite so large. It's not a pug nose, it just kinda turns up. It looks like hé had a line across it. Like it kinda had a shadow...(pause)...I think it was more wide than long.

TH: Wider here?

W: Yes.

TH: Like that?

W: Yes.

TH: Okay we'll come on back to that in a little bit. How about his ah, his mouth. Now you say it was close to the nose?

W: Yes.

TH: The distance was short in here. Was there a...(not understandable)

W: Yea he had one.

TH: Okay. Ah...You have full lips there, but ah...

W: They're not real gigantic. They are a lot bigger than mine.

TH: Would you say that the opening, was it a bow shape? or did it go straight across?

W: It looked like that, kinda straight across.

TH: Okay.

W: And he had one line of braces, when he smiled

TH: Okay.

W: It wasn't real wide either. Because his mouth narrowed there. But they were full.

TH: Short distance across, did you say?

W: Not real short, but pretty short.

TH: Kinda like that?

W: I don't know if his lips were that full ^{on the bottom} or not. The length of the top and the length of the bottom were pretty much the same.

TH: Okay.

W: He had a pleasant expression. I think he kinda smiled a little. It didn't turn down as much.

TH: More like that?

W: Yes.

TH: Okay. How about the ah...You say that the chin ^{jut}ted out. Was there a definite ah....

W: Yea there was a definite thing there. Are you going to add color?

TH: Color?

W: Well his lips were light pink. Had a pink cheeks.

TH: Yea?

W: His color was weard.

I MIN. TH: Okay. How about his eyes now? What do you remember most? You say that they were long ^{large} ~~lashes~~. Okay and you could see the eyelid.

W: They are not really ^{large} ~~wide~~. You can ~~barely~~ see his face is wide here. But they are kinda, more ah...I don't know what you call it ^{almost} when they are long here like round. They are not rounded.

TH: Okay. So they are, they are long this way but they are not open that wide.

W: Right.

TH: Did they slant down?

W: No, they slanted it was kinda straight on the bottom, and it kinda went up like that. Do you know what I mean? Like the bottom went pretty straight. And the curve was at the top. And they were bigger.

TH: Bigger than this?

W: Yea. They were longer.

TH: Okay now. The eyelid is going to come out here. Would they even be longer than that?

W: The impression I had was that they were longer. They may have been closer together.

TH: Let me go ahead and get the other one in real quick and then we'll see....(pause...Artist Sketching)...Longer still?

W: It could be the view that I'm looking at it. That side looks okay. It seems like it went out to about there.

TH: The overall...the inside of the eye?

W: About out to there.

TH: To here?

W: No. A little. Maybe to there. Yea. About like that.

TH: Okay...(pause)...

W: Okay. And his eyelids kinda go out like that. That part you are talking about.

TH: Yes.

W: Sort of, kinda goes out there a little bit. Kinda straightens, kinda squares.

TH: Okay.

W: And goes down.

TH: Like that?

W: Yes...(pause)...Okay, I don't know if it was that pronounced. Or that high. About the shape, I think.

TH: Could you see all the way across the top of the eyes?

W: Yes.

TH: Do you want me to change it again?

W: No.

TH: Okay you said his eyes were dark blue...(sketching)...Is that about right? The size of them?

W: Yes.

....(pause....Artist Sketching)....(I Min.)

W: I don't think his face came up. Seem like it came out real far.

Will have to narrow.

20 MIN. W: That looks too narrow.

TH: Here?

W: Yes. It was like it just kept going a long way up. This distance in here and here was long ~~W~~. That's better.

TH: Okay? Or more?

W: That's enough...I think his hair was a little thicker out there too. It could have been the reason it looked like that, because it was real, real thick. And it extend a little below the ear. Just a tiny bit. Not that much,..That was kinda thick.

TH: Thicker than that?

W: Ah...ah...no.

TH: The kind of...Could it have been the shirt being higher up made it....

W: I don't even know what cloths he was wearing.

TH: Okay. How are we on features so far?

W: Well, the eyebrows, they were a little, sort of were rounded up here. They kinda came up at this point.

TH: It came more straight across like that?

W: Yes. They were sort of, they were full...(pause)...And they were darker...(pause...Artist Sketching)...

TH: Like that?

W: Yea. They look a little thicker than they are. I don't know how to make them thinner.

TH: Well, let's just ah, Would you take it away from the top or the bottom of the eye?

W: Sort of like all the way through. It really wasn't that thick.

W: But it wasn't...They were bushy. But they weren't like solid.

TH: Oh, okay...(pause)...

W: The shape was like, sort of like full at the end, they weren't real definite either...(pause)...Yea, that's a lot better... (pause)...I think he smiled more.

TH: Was there a ah,

W: Yea, I think so.

TH: Anything else that's unusual about him, that you might remember?

W: His eyes. ^{Jackie} The tip of his eyes, they were heavy out here.

TH: Okay.

W: But they weren't, (you know) they were dark.

25 MIN. TH: They weren't that dark?

W: They were a little like that...(pause)...I didn't notice his ^{with} long lashes...(pause)...I think they weren't, they were deeply shaded. Because his nose was, his eyes were a little deeper.

TH: Okay.

W: They were real dark....(pause...Artist Sketching)...

TH: Are there any lines coming off of the nose? Like around the here?

W: Very little ones. It wasn't real pronounced. It wasn't real long.

TH: Okay, like that?....(sketching continued)...

W: It doesn't seem like the same expression.

TH: Okay. Don't look at this and just try and picture him, in your mind. And then try and get the figure of the expression. So that this doesn't influence your way of thinking. Okay? See if you look at this, this might cause you to think more of the drawing.

~~TH: Right.~~

Instead of him.

W: Right. Do you want words like not? And like he looks innocent, and stuff like that? I mean can you put that on paper? Is that a way to describe him? Like he had a little boy look to him. That's what I equate when I see somebody. That's how he looks to me. And he looks like he's kind of innocent, like he looks on the world kinda, (you know), not bitter or anything.

TH: Yea.

W: He's sort of shy. He's real bashful. Because he doesn't like to smile because of his braces. So he's kinda got this look, like people that smile easy, but they don't because they have braces. And I've seen it a lot. But haven't described that.

TH: Yea, that's hard for me to think of drawing that.

W: Cause see that doesn't show that. Atleast you can say that his eyes were lighter. And he had more....

TH: His eyes were lighter? Maybe....?

W: No not lighter that way, but let's see, these are too ah, they are kind of...(pause)...I kind of wonder if they had that, if they weren't straighter across, and down. His eyes didn't kinda come more like that.

TH: Okay.

W: It's sort of like I may be kinda messing it up.

TH: Well let's see. Okay say we.

W: I don't think his lips were that large.

TH: Okay.

W: Here they kinda tapered down...(pause)...Yea, that was it.

TH: Okay, it would be a little closer too then?

W: Yes. Because he,...that's sort of a blank expression, and he didn't have one.

TH: Okay...What else would help?

W: Okay this. The eye, that would be more pronounced. (where it was erased)...(pause)...Yes. And then his lips were the bottom one is right, the top one is too full right here.

TH: Okay.

W: That sort of goes down.....(pause...Artist Sketching)....There's something, that, this doesn't, well it didn't look real deep. It looks like you know the light there really were no shadows. You can tell the structures, but there really weren't that many shadows on it. It's kinda like squished together. Like from here it looked like it had been squished, and so it looked kinda wide.

TH: Yea.

W: His face was like one plane almost.

TH: Okay, maybe if we change the direction of the shadow...(pause... Artist Sketching)...Would it be more this way?

W: Yes....(sketching continued)...I think it's his hair. I don't know. Okay ah, that's, it kinda goes out. It's kinda squared. Yea, like that. I think his chin, it sort of goes down a little more. It needs to be a little more down.

TH: Further down this way?

W: Yes. A little narrower down there.

TH: Okay, when it comes down this way, a little more?

W: Yea, not a lot...(pause)...Yea, that's more like it...Cause his face was short, but his chin wasn't...I guess that's the best

30 MIN.

that I can do.

TH: Well just keep changing it, until you know, you get it the way you like it...This was all very dark brown here, up here?

W: Yea....(Pause...Artist Sketching)...

TH: Was it well groomed?

W: Yes. It was combed and very gentelly waved. It looked pretty good. His forehead wasn't that high. It may have been that he didn't pull it, because his hair kinda went down like that. Because his face looked short. Yea it sorta came over like that, because it's waved and it's thick. It wasn't a wave like that, it's just, his hair was naturally wavey. It wasn't real wavey, it wasn't curly, but it wasn't straight.

TH: Over here any?

W: No, he had little bitty curls. It didn't wave out, it waved around.

TH: Towards the front?

W: No. Kinda like...(Witness Sketching)...See it comes...(pause)...

35 MIN. It isn't straight at all. I can just draw girls hair. That's the only thing that I know how to draw. It's just like. It's not different legnth, mabe that's what it is. The different legnth in, maybe over here. It was kinda different legnth and then it end and then it kinda swrilled. But not that swrilled.

TH: Did they go in like, something like that, like waves?

W: No it's a smooth wave. But it's a bunch of it...(pause)...(sketching)...

TH: Something on this order?

W: Kinda curved back around.

See it going different directions. He had a little dent like 1003
right about here. Okay it wasn't as uniformed. Yea that looks
more like it. His eyebrows on the side, were kinda like this
it was real thick here, and then it just kinda come down into
this little point.

TH: Like that?

W: Yes. A lot more like that...(pause)...I was wondering, I don't
think it quite comes up that high. It kinda drills off...And
it's just real full...(pause...artist sketching)...Yes...
(sketching...2 $\frac{1}{2}$ Min.)...That looks sort of like him, and then
it doesn't look like him.

TH: Just think about it. How would it look better?

W: Okay. The eyes, the nose looks about right...(pause)...and they
didn't taper out like that. It was like this. Then, like right
at the end it just fell off. It wasn't like, it wasn't an arch
as you have...(pause)...That's more like it. Now the other one.
That looks like him kind of. It wasn't that much space between
them.

TH: Space?

W: Between the eyebrow and the eye.

TH: Oh. Okay. Bring them lower?

W: Well you did up here. This is a little bit too high in here.

TH: Okay...(pause...Artist Sketching)...

W: Okay, and pull it out a little further. And then drop it. Okay
this one over here, looks more like it than that one does. I'll
just say that that one looks like his eye...(pause)...(off
subject comments).....That looks like him.

0 MIN.

1004

TH: What?

W: That looks like him. The eyebrows do look a bit different.
...(pause)...

TH: Okay.

W: There's one thing. I think his hair was going to be ~~whiter~~. *Close to eyebrow*
Yea. And over there too.

TH: Okay. Would you say that there was anything that you would like to change?

W: Except the color, that would be nice. Cause that's kinda unusual, there, his cheeks. The color of them.

TH: Okay. Ah, then why...say we were going to compare the drawing to the person which you remember the person to be. On a scale from one (1) to ten (10). Ten (10) being the best. Where would this lie?
...(pause)...

W: I'd say sever(7) or eight (8).

TH: Just one number.

W: Ah,

TH: That's alright it isn't going to hurt my feelings.

W: I know, I'm tring to figure it out. See that's, that's the trouble, I had these frequency congers in my head, which when I looked at him, I said he had these features and this. And I really didn't look at him as a whole. I broke him up into pieces.

45 Min. END OF THE TAPE:

CONFIDENCE-(From record on file) 7

DATE: 10-25-74
TARGET: T- 88
WITNESS: W- 169
TIME: 3:30
TECHNICIAN: MIKE MAULDIN
TECHNIQUE: IDENT-KIT

1005 ✓

TH: Okay. Approximately how old was this person?

W: Nineteen (19).

TH: Okay. Would you describe this person as tall? Medium? or Short?

W: Medium.

TH: Okay, that would be less than 6' (six foot) and taller than 5'6" (five feet, six inches) say?

W: Right.

TH: How would you describe his build? As slender? Medium? or Heavy?

W: Slender.

TH: What color was his hair?

W: Brown.

TH: Okay. (pause) Did this person have glasses?

W: No.

TH: Did he have a mustache? Or a beard?

W: No.

TH: Large sideburns?

W: No.

TH: Okay, did he have any oddity about his face? As far as any particularly odd facial characteristic, that you noticed that would pick him out in a crowd of people?

W: You are talking about his facial features now, right?

TH: Well, like if he had a scar. Or you know, anything that was of that nature.

W: No.

TH: Okay. D-21, L-02, E-10, F-03, and G-30. You said he had brown hair. Was his hair? This is a young guy. Did he have a contemporary hairstyle? Or was it ah, was the length of his hair short? Or long?

W: I'd say his hair was longer than short, and shorter than long.. It was medium.

TH: Could you see his ears?

W: Ah, it did come over his ears. It came to the top of his ears. Not on the top of his ears. Very thick and bushy.

TH: Thick and bushy ~~hair~~?

W: Yes.

TH: It wasn't like, it didn't come down over his shoulders or anything like that?

W: Yea.

TH: Well above his collar, say?

W: Yes.

TH: Ah, he had thick and bushy hair. Did it have a part?

W: Yea. (pause) On the left side.

TH: Ah, on the left side. Okay, what I'd like for you to do is to ah, I'm going to show you some hairstyles and see if we can't find this guy's hairstyle in here. (Ah, thick and bushy) Was it weavy at all?

W: No.

TH: Was it curly?

W: It was straight and ~~weavy~~ ^{wavy}. In other words ah, thick and

watery
watery. Real thick and bushy, and *watery*. It could be *watery*. 1007
watery

It's not curly.

TH: Do you see anything along here, that looks anything like it?

W: Ah, this is starting in there. And this is closer. The thickness is here, but it is a little longer this is much shorter.

TH: So it's a little longer than this?

W: Right.

TH: Okay.

W: This is close here.

TH: H-56.

W: See his hair came foreward. This hair here has a tendency to come foreward and this is the way it goes. But his is more of a foreward *hair, not a* flat, ~~so it~~ kinda swept back *flatter*.

TH: There's certainly nothing like any of these. How about something like this?

W: No.

TH: It's not that long?

W: No, it's sort of a close look.

TH: This is the closest so far, that we have looked at?

W: Yea. If you could take this and come foreward with it. See this comes down. And then back on the bottom. That's the closest.

TH: Okay. H-133. (pause). Okay, I'm going to show you a face, and I'd like for you to look at this and tell me the thing that bothers you the most about it. In terms of the appearance of the face.

W: It's too long. His face is too long.

TH: Okay. (pause)

W: The sideburns are right. The ears are right. And ah, I would have to give him less protrusion. Less protrusion of the ears. In other words the hair is going to come right to the top of the ear. More thickness on the sides of the head.

TH: Okay something like, maybe like this? If this were black.

W: Yes. The thickness of this. And on the sides, it's a little thicker.

TH: Okay. This won't look necessarily right, but when it, when we copy it, it will come out as that.

W: Just right at the top of the ears. That's how far it came.

TH: Okay, about like that, say. (Wait a minute I need to do something.) I'm going to lift the chin up one (1). To shorten his face. Is that better?

W: A little shorter would do.

TH: Shorter still?

W: Yes.

TH: Okay. Up two (2).

W: That's close.

TH: Let's see. Thirty (30) plus (+) two (2). (30+2)

W: His eyebrows are bushy. His eyes are too far apart in there.

TH: This? Okay, his, these eyebrows are not good? They are bushier than these eyebrows?

W: These are good. His eyebrows are this bushy. And here in his face he had a distinct grin mark. (you know) Going this way.

TH: Okay. I can put that in.

5 MIN.

W: And under the chin, it was more of this. Instead of this.
In other words, his chin is not large.

TH: Let me try a couple of things, to try and get those effects.
And then we'll work on the eyes. The image of the eyes. He
had some facial lines like ah, Perhaps like this?

W: (muttering)

TH: They were basically these lines in the face, if you were talk-
ing about those smile lines.

W: Yes. A little more like that tho, than like this, not this,
he didn't have it on the forehead.

TH: Let me add this and see what happens. A-CT. You said he had
something like a line here?

W: Yes.

TH: Does that help?

W: You got rid of this, he looks good from here down. But from
here, his eyes make him look too old. Right in here. Cause
there was no lines at all in there. His nose was very dis-
tinct. Not small, actually perked up at the end, you see?

TH: Yes.

W: His nose is okay, but he looks a little too old, there. I
suppose it's the darkness in the eyes.

TH: Because of these extra lines?

W: Yes. (pause) He had it here, and here, that's close. The top
wasn't there at all, just the bottom.

TH: This?

W: Yes.

TH: Okay, we'll look at lips now. (pause) This has a few shadows

here. But, (it isn't at all what I thought it was)

1010

W: It's too dark.

TH: Yea. The only way that I could give you those lines is with the other age lines. If we, perhaps, we'll have to sort of compromise. Ah, decide whether you would like them in, or out.

W: I'd like them out. Ah, what you was that.

TH: Yea.

W: That he definitely looked too old. But here he looks the right age. And, this is obvious. But that was smile, or with a smile. He looked more distinct with a smile, and he looks very distinct without it. (pause)

TH: Huh.

W: That's really close now.

TH: You mean the whole image is?

W: Yes.

TH: Okay. It's really pretty close? You said something about the, the nose is okay?

W: Yes.

TH: You said the eyes were too wide I think earlier.

W: Well it's really the darkness of the eyes, really if you brought his eyes a little closer, it wouldn't hurt.

TH: Closer.

W: Let me look at them closer and see.

TH: Maybe like this?

W: No, they are too distinct now.

TH: His eyebrows were real distinct?

W: Yea.

TH: They stuck out prominate?

W: Yea. Okay. You couldn't bring his eyes in closer really. I think. But, that looks like him tho.

TH: It's begining to look a lot like him?

W: Yes.

TH: Now, you said something about the lip. It didn't have this line in it?

W: No. Not at all.

TH: The shape of the, that lip is very close to his then?

W: Yea. He didn't have thick lips. He had medium (you know).

TH: Let me try these. Age lines off. I took off A-01, and I added L-18.

W: His nose isn't close enough. I think the lips are too big.

TH: Okay. In fact, you think it goes the opposit way. Okay.

W: He looks too mean with big lips. And he's not mean looking.

TH: Yea. He does. So, I'm going to add these lips back on, L-16. And A, L-09 and A-16.

W: See his eyes the feature on him, the way his eyes and his eyebrows were.

TH: Okay.

W: It just takes away from the rest of his face really. Because his eyebrows are so thick. And his eyes aren't deep set, and those are deep set. If I saw it, that's what he would look like.

TH: You think that looks very close to him then huh?

W: Yea.

1012

TH: Okay, if you were going to rate that image on a scale from one(1) to ten(10), where one(1) was doesn't look anything like him, and ten(10) looks exactly like him, what number would you put?

W: From one(1) to ten(10)?

TH: Yea.

W: ... (pause) ... Eight(8).

TH: Time 3:45.

13 1/2 MIN.

DATE: IO-28-74
TARGET: 89
WITNESS: I70
TECHNICIAN: MCCOY (Sketch Artist)

1013



TH: Okay could you give me the approximate age of the individual that you have just seen?

W: Ah, seventeen (I7) to nineteen (I9) something like that.

TH: Was his build slender, medium or heavy?

W: Slender.

TH: Color of hair?

W: Ah, blonde.

TH: Color of eyes?

W: Ah, light blue.

TH: And his complexion fair, tan or dark?

W: Fair.

TH: Was his skin smooth, rough, or wrinkled?

W: It was kinda rough.

TH: Okay, did he have any facial scars?

W: Not what you would call scars, blemishes.

TH: Did he wear glasses?

W: No.

TH: Have a mustache or a beard?

W: No.

TH: Did he have, could you see his sideburns?

W: No.

TH: And did he wear a hat or head-band or anything like that?

W: No.

TH: Okay you are looking at the individual from a frontal view, would you say that the overall shape of his face was oval, round, squared, what would be the general shape?

W: His face was kinda ah, square I guess, well not square it was like rectangular and it wasn't really square.

TH: The jaw was more square, right?

W: Right.

TH: Okay you said that his hair was long, was it long?

W: Yea it was fairly long. It was like about to his sholders. And it came across his forehead.

TH: Was there a part on it?

W: It was a part on the left hand side.

TH: Ah, and it swept across?

W: Yea, it came down right on top of his eyes. On top of his left eye.

TH: Could you see his ears at all?

W: Ah, no, not at all.

TH: Okay was his hair close to his head or was it kinda bushy?

W: It was real thin and close to his head. It wasn't bushy at kinda straight.

TH: So you couldn't see his ears?

W: No.

TH: Did it flip up anywhere?

W: Ah, well it was kinda like shag, like you could see more on the sides and down on the top of his sholder it didn't really flip up it just kinda went straight down you could see more of it from the back.

TH: Okay was it....

W: It was kinda like that.

TH: Okay. We'll come back to each item. And then ah, try to tighten up on the drawing.

W: Okay.

1015

TH: How about his nose?

W: It was pretty long kinda slender when it got around the top of his mouth seemed like.

TH: Was it a hook nose or was it real straight.

W: Yea it was an regular straight nose.

TH: If you remember the tip of his nose, was it rounded ah, was it more of an angular shape, do you recall?

W: Well it wasn't rounded, it was pretty thin.

TH: Okay let me sketch one here and let's see if it looks anything like it...(pause...artist sketching)...Was it something.....

W: Yea it was something like that. Yea that's pretty good. It's really, that's about the same size all along.

TH: What down here on the bridge?

W: Yea, right.

TH: Okay it doesn't...

W: It doesn't clear out like that.

TH: Okay...Now how about his mouth, you say the nose was close to the mouth or was it like it.....?

W: The mouth, his mouth was real slender ah, well it was real thin.

TH: Was there a ah, did you notice a indentation?

W: No.

TH: It wasn't.

W: It was kinda just about like the way you had it right there. Just kinda wide and slender.

TH: Okay did it have any certain shape to it or did it go straight across?

W: It just went right straight across....(pause)...yea that's it.

TH: What about his chin, was the chin narrower?

W: Yea it was a little bit narrower.

51 N.

TH: Was it an angular type of jaw like that?

10/6

W: Yes. Pretty much just like that. I didn't notice any in the chin or anything like that.

TH: Were the cheek bones very prominant?

W: No, not really. I didn't notice that,

TH: Okay now how about the eyebrows, what do you remember most about those?

W: The only one that I really saw good was his right one. And it was pretty thin it was light.

TH: Did it have an arch to it or did it just go straight across?

W: It went straight across.

TH: Did it taper out at the end here?

W: Not really,

TH: Okay were his ah, eyes normal shape, normal size, did they slant in any direction?

W: They didn't slant, they were kinda seem like they were more indented into his head.

TH: They were deep set eyes?

W: Yea deep set, right.

TH: Were the eyes real close to the eyebrows?

W: Ah, yea pretty close. His whole head evérything was pretty close together. They weren't, the eyes weren't real big.

...(pause)...

TH: It was like that?

W: Yea that's about right.

...(pause)...

TH: Are there any major changes that you would make at this time?

W: Well the only thing that I could think of would be the hair. It's good (you know) to there and then it kinda comes down

sort of blends in with the sides, then on the other side there is a little more on the side. Like right here where it kinda covered his face, and you couldn't even see his sideburns if he had any....(pause)...yea that's better. And also it kinda came down over the front of his shirt too. I don't know what you'd call his cut, but it's not a shag, well it's not quite as wide on the sides it was real thin, and it just kinda lay on the top of his shirt...(pause)...yea that's pretty good.

TH: Okay any other...

W: Okay well his face was more splochy, like over here on this side seems like it was red, (you know, red instead of white) Well shape you know just general shape, no there's no change.

TH: Okay as far as the color change I can't show that too well. But as far as if there were any really, really noticeable blemishes I could put those in. If they were just the type of thing that would go away in a day or so....

10 MIN. W: No these weren't, they looked like well not like scars....

TH: Look like one time of his life that he had real bad acne?

W: Right.

TH: Let's ah, try that for last.

W: It seemed like his eyes were ah, I don't know there was more ah, yea that's good...(pause)...they were deeper set in, it seems like. Seems like they were more shaded around the eyes.

TH: Were there any bags under the eyes?

W: No.

(pause)...(artist sketching)...

TH: Was there a mark here?

W: No there was a blemish. It was kinda all over his face.

TH: And there wasn't any definite marks?

W: No, there wasn't any.

.....(pause).....(artist sketching).....

W: (Low tone of voice)...That looks good.

TH: Okay, how about his eye ah...eyelashes, were they very noticeable?

W: No they weren't very noticeable at all. They were just light like the rest of his hair...Something, I think the chin might be too long, it's about that general shape but I think it's a little too long.

TH: A little too long.

W: Everything else looks real good.

...(pause...artist sketching)...

W: Yea. That's good. Yea.

...(pause...artist sketching)...

TH: Do you see anything that I'm not doing right or something...

W: No it's not, well maybe it's too, I don't know what it is, It's this-it's up here, it's too much curve around there, it's more kind of flat.

TH: This it's flatter?

W: Yea, that's what it is. His hair was about that length but it's not that thick it's real thin.

15 MIN.

TH: It's not that thick you say?

W: Yea that's right. Especially right down in here. Yea that's more like it. And it goes on down to his collar. Yea about ' like that. It's just about what it looks like, it looks like that.'

...(pause...artist sketching)...

W: Yea that's good.

...(pause...artist sketching)...

W: Yea he looks good now, except for the ah, you know, blotchy skin....One more^{thing} would be his left cheek, his upper left cheek. Yea right in there. It just seem kinda prominate I don't know, just exactly how to discribe it...(pause)...Yea it's kinda like that just big red blotch on his skin right there. It was just, that was the same thing all over his face, that one side was just more prominate than anywhere else.

TH: It was all down through here too?

W: Yea. It wasn't real thick. Yea that's real good, fine.

TH: That the same?

20 MIN. W: Yea, about the same on both sides.

TH: What not quite as prominate?

W: Not quite as prominate right there, right.

...(pause)...

TH: Around his chin.

W: Yea. All over. Looks like he had chicken pocks or something.
(laughter)...(pause...artist sketching)...

TH: How about his forehead?

W: Yea, ther was some on there too. His skin was real light in the background.

...(pause...artist sketching)...

TH: Any other thing that you would do to it at this time?

W: Ah, put a line on his chin and let me see what it looks like. I mean a dimple under his chin (I guess). Real slight. (pause) Yea. I guess that's what it was missing.

TH: Okay, you feel that this is really, really close? Alright I'll tell you what, if you are going to compare this with the person

1020

that you remember, on a scale from one (I) to ten (IO), ten (IO) being the closest how would you rate it?

W: I guess about nine(9) something like that.

3 MIN. TH: Okay thank you very much.

DATE: 10-28-75
WITNESS: W- 171
TARGET: T- 89
TECHNICIAN: JANICE HARTGROVE
TECHNIQUE: IDENT-KIT
TIME: 1:30

1021

✓

TH: Okay, now, about what age would you guess the person was?

W: Out of this?

TH: Yes.

W: Up to twenty (20).

TH: Was he tall? Over six feet (6')?

W: Medium.

TH: What kind of build did he have?

W: Medium build. He wasn't really you know square. But he seemed average.

TH: Yea. What color was his hair?

W: Blonde.

TH: Did he wear glasses?

W: No.

TH: Mustache?

W: No.

TH: Beard?

W: No.

TH: Large side-burns?

W: No.

TH: Okay, now. What I do is I put a card here that tells me, I go medium, medium, and it tells me to put Chin-28 on. So that's what I do. Then we look over to the age group, and it's right there so I put on Nose-03. Eyes-10, Lips-09, and Eyebrows-21. Okay. That is sort of an average person. Now look

at these hairlines and pick the hairline on there that is closest to his.

W: His hair was long and thin. It just came down, drooped down over one eye. Nothing here is that long. I guess ah, sort of it could be if it were longer.

TH: There's one, is it too bushy?

W: His was real thin. Kinda like this, but it didn't go up, it just went straight down. (pause) See how his hair is light here, and how it's thin?

TH: Yea.

W: It would just fall. Well that's how his was. It was parted on the right. And it just fell across his face. I mean it's real just kinda like feathered.

TH: We've got something here.

W: Okay. (pause) His hair was really thin and really straight. Kinda like this only it came, you know it just fell down like this. And here swept up the first part of his hair, and it just feathered down. Sort of feathered, just feathered down to about, I guess down to about his chin. And then the longest part down around the back. And the very back part of the side was down maybe to his collar. Long, straight, and clean. (pause) It was longer than that, but that's the length.

TH: Which length is right?

W: I think that.

TH: That?

W: Yes.

TH: H-154 and H-134. Okay. Here's the average person. You want to look at that, and what about that would you most like to

change?

5 MTN.

W: His hair. (Laughter) His hair was parted down the right side. His chin, his jaw.

TH: The jaw?

W: Yea.

TH: Okay. Pick one thing and we'll start there.

W: Okay, his jaw-bones are high. And then it comes down straight. You know, with the little bit sunken in. But his jaw-bones out here are right ~~about~~ the same width ^{as his cheekbone.} Well it goes in you know and then right here it comes out again. And then he has a very sharp pointed chin. Not really sharp, but not round like that.

TH: Well let's see what we've got.

W: His lips were a little bit lighter than that.

TH: Okay, let's get the chin first. (pause) Not like that?

W: Um, it doesn't have the little dip there but it just comes down like that. More like that and more like that.

TH: This one's closer?

W: Yea.

TH: Let's try that. Okay. We'll take off Chin-28. And put on Chin-30. Is that better?

W: Yea. Much better. Do you want facial blemishes or just the structure?

TH: There really isn't too much of that we can put on there. If we need to to make the person look right. . . . we can do it.

W: Okay.

TH: The lips next.

W: A little bit wider.

TH: A little bit wider. How about the shape of those?

W: They are about like those shape. *They aren't thin*

TH: Okay. Ah, Okay, we can try both of them.

W: Okay.

TH: Take off Lips-09. Put on Lips-04. What does those look like?

W: Ah. Looks pretty close.

TH: Okay, do you want to try these on?

W: Yea.

TH: Take off lips-04.

W: The ones you had on at before.

TH: Take off lips-29, that we just put on. And put on lips-04.
Okay, is that alright now?

W: Yes.

TH: What else would you like to change?

W: I don't know how the nose was suppose to look on that. It was straight. There was no hump like (you know). It was just very straight. It wasn't overly long. It wasn't short. *Normal*

TH: This doesn't look right?

W: Well it looks okay. It didn't pucker or anything at the end. That's a straight one.

TH: That's the one that's on there. This one would be narrower

TH: Yes. It's a little bit narrower.

W: That one.

TH: That one?

W: Yes.

TH: Okay. Nose-35.

W: Okay, but hang on to that one.

MTN. TH: Okay. Off with nose-03. On with nose-35.

W: Yea, I like that better.

TH: Okay, now, what else?

W: The face is the best one that they had, but this still came out and there was more of a....

TH: Yea. We often have trouble with that. See now we have that one?

W: No. That's too rounded. It was kinda like this (you know) square.

TH: Yes.

W: That may do it.

TH: Okay, let's look at that one.

W: Except I think his chin was more pointed.

TH: Chin-45:

W: But that's how it was (you know) it just came out even.

TH: That's an awfully wide one.

W: Yes.

....(pause)...

W: That might be it. I don't know if the chin was pointed that much or not.

TH: We'll work on that. We'll see if we can improve it any.

W: Yea that's better. (the chin)

TH: Okay, what do you want to do with the hair?

W: It was parted on the right. His right...(pause) And ah, this part.

TH: Oh, oh you mean you want the part on....

W: Yea.

TH: It does help if I turn both halves of the hair around. Now they can also be moved up and down.

W: Maybe you could move his bangs down just a little bit.

TH: Okay.

W: A little bit more maybe.

TH: More than that?

W: Yes. That's it.

TH: Okay?

W: Yea.

TH: You like that height or shall I bring that down too?

W: Down...(pause)...Yea.

TH: It looks a little funny having two on top of each other.

W: Yea. And his hair wasn't that ^{wavy} ~~blazing~~ really. It was really straight. ^{and thin} That looks pretty good.

TH: Okay, anything else?

W: (Not understandable)

TH: How about distances? Between the mouth and chin, the chin and nose, and mouth and nose? Eyes and eyebrows?

W: No, that looks about right.

TH: Okay.

W: Yea.

TH: Alright, now, on a scale from one(I) to ten(IO). One (I) meaning that it doesn't look anything like him. And ten(IO)

1027

meaning it looks exactly like him, how would you rate that?

W: Six(6) or Seven(7).

TH: Six(6) or Seven(7)?

W: Yea. I'll put Seven(7).

5 MIN. TH: Okay.

Time

Date

Witness Number 174

Target Number 90

Technician Andy Meredith

1028

- T Okay, ah when you were thinking about this person's face ah. Did the face characterize the build of the person? In other words, did his face match his body? You said he was a little -----his build was medium maybe a little over that-----ah he didn't have a thin face in other words?
- W No, not a thin face. No.
- T Ah, was it a particularly heavy face? With ah.....
- W Umhuh. It was just medium build face you know it was kinda matched for his body. Yea.
- T Okay, fine. Ah, did it strike you anyway as a wide face or a slender face?
- W Ah, it wasn't exactly wide, it was more oval.
- T Okay. We're going to just kinda start at the top and work on down from there. Starting with the hair ah, what was it like as far as length, texture and so forth.?
- W Okay he had long hair but he had it parted down the middle and tied at the back. It was parted down the middle and it was a little high on the forehead. It wasn't low for his height.
- T Ah, in other words it was pulled back from the forehead.
- W It was pulled back from the forehead but it was not low it was a little bit above normal.
- T You mean hairline?
- W Hairline right here you know it wasn't real low it was receded.
- T Okay. Ah, the hair was very straight you say?
- W Well the way it was tied down it had to be straight.
- T Yea.
- W Ah, it was tied down, you couldn't tell ~~really~~ whether it was really curly or not.
- T Kinda it stuck to the shape of his head then in other words. It ~~was~~ ^{wasn't} bushing out or anything.
- W Right it formed to the top of his head. It just went with it.
- ~~T In that case was there anything about the shape of the top of the head that~~

T In that case was there anything about the shape of the top of the head that you remember as far as ah

W Just it wasn't flat it was oval. It made more of an oval on top. Just it made more of an oval on top it wasn't flattish it was roundish on top.

T Okay. Ah, how about the forehead? You could see the forehead in other words.

W Yea, he had a distinguished forehead. you could see the forehead.

T Ah, did it strike you as a large forehead or or short in any way as far as height?

W Well, *it was higher than normal because of his hair being pulled back*

T Okay. Ah, What was his hair do on the side of his head? Was it pulled back behind the ears?

W Tied behind the ears.

T Okay. Was there anything you remember about the ears?

W They were smaller than what is you know they were not large fairly, simply small for his ~~age~~. *head*

T Okay. Ah, did they stay close to the head?

W Close to the head.

T Alright. In think about the fore head and also about not the eye brows but the brow. Was there any separation between the fore head and the brow? In other words some people have a distinguished brow that is separate from the forehead or did his fore head and brow seem to be one plane?

W I don't know--I can't I'juat don't understand. You call it ridges?

T Yea, like some people have above the eye an actual ridge that stands out as a brow. Ah,

W No, ah, looked uniform you know he didn't have the brow wasn't ~~receding~~ or high or anything.

T Okay. Ah, how about the eyebrows themselves, was there anything about those?

W Ah, they weren't they were just ah normal for ^{about} a little thick not real bushy, you know what I mean.

T Okay, did they how did they go across? Were they ^{straight} across were they curving?

W No, they had a slight curve to them.

T Ah, towards the end or all around the whole eye brow? Some eye brows run straight and then bend over on the end.....

W Right. ~~This one just one little curve you know it didn~~

W Right. This one just one good little curve you know it didn't straight and then drop it was more or less ah formed ~~the letter R~~. An arc

T Okay. Fine. Okay the next thing we're going to talk about is not just the eyes or the nose but this whole area through the eyes and through the nose ah, we can start with the nose and in particular the top of the nose and how it comes out of the forehead. And some people have very straight noses that come right out of the forehead what they call a Roman nose other people like you you have a slight dip there an indentation.

W His was in here and went^x out.

T Okay, so he had a dip.

W Yea, he had a dip.

T Ah, did you ever get a look at his profile?

W Side view?

T Yea.

W It seemed to me you know the eyes were farther back than the cheeks.

T The eyes were set in?

W Set in a little bit not a whole lot.

T Okay..

W Set in enough to make the nose look like it came out more than usual.

T Alright. Ah, what I was asking about the profile was ah I was wondering if if you saw his nose from the side. Could you tell if the nose ran straight or if it had any deviations as far as bumps or anything.

W No, it was straight. It was straight out it wasn't wide or anything.

T Okay. Ah,

W Just an average nose.

T Nothing odd about the length of the nose as far as.....

W Not really it's about average.

T Okay.

W Wasn't too wide or anything, just about the average nose.

T About average if it was going to be a little more average in length or a little less than average in length. Would you care to guess as far as which way it goes?

W If anything it would be a little more than average. It wasn't the you know the very small nose. Little more than average.

T Okay ah how about the end of the nose? Was there anything about it you said it wasn't particularly wide ah the very end of the nose was it turned up or turned down in any manner?

W It wasn't turned up.

T Okay.

W It was I mean it went pretty well straight along. He didn't have a pug nose Or anything like that.

T Ah, In thinking about his overall features ah would you characterize them if he had two opposites. On one hand he had very bony angular features on the other hand he had very smooth features. Which way should we be going?

W I would say smooth. They weren't very bony.

T Okay. Could you see very much of his nostrils at the bottom of his nose?

W Not really not straight in them. No.

T Okay. Fine. Ah, going back up to the eyes you said that they weren't they weren't particularly deep set but there was a set to the eyes.

W Slight recess, Right. Slightly recessed.

T Did the ah did the ^{brows} ~~eyebrows~~ seem to hang heavy on the eyes as far as being close to the eyes? Or did the eye tend to be more wide open and visible?

W Right, you saw the eye well. I mean the eye weren't in to the ah the eye brow didn't go into the eye.

T Okay.

W Visible.

T Ah, in thinking about the eyes was there ah ah was the eye wide open or was it squinting in any way ah?

W It looked open. Yea it was open.

T Okay, ah, anything about the actual shape of the eye? Some people have very smooth shaped eyes ah other people have eyes that are a little bit blockier in their shape ah.....

W Ah, they looked just regular smooth out. It was in the.....You know it wasn't no longer no it was just a regular eye. I really didn't notice the eyes because of the glasses.

T Oh, okay. Well we'll get back to the glasses later. I kinda leave them off at first. I mean pick them up later but..... What I was trying to say though is that I'mIf this was the nose here and this was the tear drop came side the eyethis eye is a little blockier this one is a little bit more smooth.... What they would call more of an almond eye.

W Yea that, this would be more more like it.

T Okay. Were there any wrinkles around the eye or any creasing of any kind.

W Not noticable.

T Any heavy lids noticable?

W Not noticable.

T Okay. Before I move on to other features was there any thing that you can particularly remember about the face as far as characteristics of any of the features? When you first think of the guy is there anything that comes to mind?

W Well looks like he had a little acne.

T Yea.

W As far as on well on the side part towards the neck here.

T Umhuh.

W In this area here. That's about the only thing except for his to be very thin side burns that just you know didn't grow very well.

T Alright.

W Just little hairs you know.

T But there wasn't anything as far as ah structurally ----when I say structurally I mean actually in the features. that you remember no crooked nose or anything?

W No, there wasn't anything that was real peculiar about it.

T Okay that's alright. How about moving on down to the mouth area including this space between the nose and the mouth and the mustache in there. Was there anything ah, some of the characteristics of that area for instance there is a little dip that everyone has under neath there nose right under here. was there anything noticable about that? Or the way it shapes.....

W It looked like it it seemed to be a usual dip of course he had a mustache to cover it so you couldn't tell. The mustache started from a little bit under his nose and went over his lip. So it wasn't anything unusual there.

T Ah, this was not a full mustache by any means you said it was a thin mustache?

W It was bigger than his sideburn. It was noticable.....it was noticable enough that it wasn't a real bushy or thick it was short and just over onto the lips.

T Umhuh.

W Just barely on the lips. Not thick at all.

T Not a very tall mustache then?

W No it wasn't ----it wasn't very tall or it didn't seem to be very tall.

T Okay, ah as thick as yours...thicker than yours?

1033

W Right about like mine.

T Anything you remember about the lip? Thin lip person? Full lip person?

W Ah, his lips were about average except for his upper lip showed a little bit more than his lower lip.

T Okay.

W They weren't the same size but the upper lip was a little bit larger. You could see it a little better.

T Okay. Anything about the width of the mouth? A wide mouth in any way?

W It wasn't wide it wasit was about the right size for his face.

T Did it seem to run straight across the face? Or did he seem to be wearing a continual frown or a continual smile? Was there in other words any pulling at the corners?

W More or less very prompt.

T Did that now this is kind of a subjective question.....did the upper lip seem well shaped ah some people have like a very ah an upper that's that is ah it has a very well defined dip in there ah

W Yea. It was shaped

T Or some people have a lip the top of the lip almost runs straight across.

W It was shaped.

T Okay. That mustache run just say to the corners of the mouth or past it?

W I well as thin as it was I think it was he had a full beard alsoit was almost to where it was going to match with his beard and his very thin side burns. It was you know just about all together or it would have been all together I mean I don't remember whether it was all the way connected with his beard or not.

T Okay.

W all over the place. It could have on the verge of connecting.

T Alright. Ah, moving on down to the chin. Was there anything you remember about the shape of the chin or ah.....

W Other than his beard being on it no.

T Ah, not a particularly long chin or short chin? If you had X-ray vision you could look through that beard. You remember anything about it?

W It was just a ~~regular~~ it didn't protrude I mean it didn't come out or anything it was more or less smooth chin.

T Okay. Ah, how about including the chin line the jaw line. Ah, did he seem to have any blockiness to the bottom of his face? As far as ah some people could have a very smooth jaw line running from ear to ear other people could be a much more angular situation. Ah.....

W Didn't look like it. It just looked like you know chubby thing rounded off.

T Okay. I'm going to do a little bit of catching up here on our drawing but if anything comes to mind while I'm working to holler and I'll make a notation of it okay?

W Okay.

T One other thing there is also usually on the face about the widest point on the face is going to be below the eyes at the cheek bones. Ah, right in through here somewhere. Was there anything about the cheek bones that struck you as ah dominant in any way or ah not being dominant?

W No you couldn't see the cheek bones that much.

T Okay.

W I couldn't tell much that-----I couldn't see cheek bones. That was more or less the wider part of his face and then it trimmed down a little bit under the bottom.

T But he didn't have a thin chin in any way did he?

W No, no it wasn't thin and it wasn't his face rounded a little bit down here.

T Okay.

W It wasn't real it wasn't a automatic straight you know along each side it was more or less rounded.

T Okay. Was that mustache dark also like his hair?

W It looked dark his hair. His mustache wasn't really dark dark dark.

T Okay.

W It was a darkish brown. I guess as thin as it was it didn't look dark at least.

T How about the beard? Ah, was it ah full beard running....you said he had thin side ~~burns~~.

W He was very very thin down to about here and his beard kinda got thicker and thickest part was around this area.

T Okay.

W And like here and then again . Then again from about mid ear down to just about ah here and then it kinda thicken out right in here.

T Okay this was mostly kind of a chin beard rather than a

W Yea, more or less.....well it wasn't meant to be more or less it was supposed to be a full beard.

T It was trying to be.....

W Trying to be a full beard but it was thicker at ^{around the} rounded chin.

T Okay. You think if you tried real hard you could imagine what his chin line looked like without his beard? So that I could kinda draw a chin line and then lay the beard over it.

W Well let's see.

T I'll have something to show you in a second and then maybe you can tell me if I'm headed in the right direction or if I need to change it.

W Okay.

T I've about got something to work with here. Ah, one other thing on his hair. You said it was pulled back behind his ears so you could see his ears but ah could you see any hair back behind below his ears? Was it pulled back so much that you couldn't ary back there?

W Right it was pulled back and it was tied in the back it wasn't it was completely flat and parted right down the middle. You couldn't see it didn't go it just went laid flat on his ears, you couldn't tell that there was that much hair.

T Okay.

W You could see his ears distinctly but there were small lobes but you could see his ears real well.

T So, Until you saw the pony tail behind his head you wouldn't think his hair was very long.

W Well no but usually when one's parted in the middle and looks like that I know it's long.

T Yea. Okay. Okay this is ^{well} one other thing how about a neck.....what kind of neck did he have? Just about for his body, ah a little heavier?

W Right. It was about ah yea just about normal for his body. A little wider than this one. How wide?? I can't really remember that much about his neck. I don't know why.

T Okay.

W His neck was about normal. It wasn't no big football neck or anything like that.

T Okay. I just need something to set his head on, that's all.

W Yea.

T Okay this is a quick thing. Is that ???? What's wrong?

W

T Is it too wide?

W It's it's.....too wide--no actually it looks too thin. 1036

T The whole face is too thin?

W It really looks too thin but his hair really that doesn't even look like him because of the hair...

T Ah, what's wrong with the hair?

W Too much....you can tell you can tell there is hair there.

T And on him you couldn't? Huh it was.....

W On him it was as flat.

T Okay, fine. I'll thin it out some more.

W It's terribly flat on both ends. I don't know why I guess cause it was wet it just couldn't even tell if it didn't have color you would have sworn..... it was you know.....

~~T Okay, well, I'm imagining a little bit of that~~

T Okay, well I'm imagining a little bit of that is because it's wet.

W Right.

T So let's leave it a little bit fuller than if it were wet.

W Right.

T Ah, you think the face needs to be wider though still? Wider than that? Wider in through here.

W Umhuh. Just a little bit.

T Okay. Ah, let me do it and you can look at it again.

W Okay.

T It's certainly no trouble to change it.

W It seems so far off line.

T No, it's not your fault. I just have to have something to start with so we can start changing it. Which is ah.....It just says that my interpretation of what you said is a little different than what you were thinking. So we'll make a new shot at it.

W Yea. that beard's what messed me up.

T Well he doesn't have one right now. So..... How about the jaw line? Is that about what we're talking about? Or do you think it needs to be fuller down through here too?

W No. I think the thing is that the ah looks like there's a whole lot too much under here.

T Too much space here?

1037

W Yea that's what it looks like too much space. And maybe it's cause I couldn't see the point of his chin or anything.....

T Well I had it about average ^{and} ~~in~~ it could maybe a little less. We'll see what happens. I'll trim it down a little bit. Let's go on and put a beard on it, just to see what happens.

W Right. Put some, not a whole lot.

T Is this

W That looks about right there.

T Ah, was it like coming like this?

W No he didn't have much in here.

T Okay.

W It started more lower.

T Okay, alright. Ah, how far if this is the end of his chin how far down do you think it came? Was it.....

W About this.....about like that.

T Okay.

W It wasn't very long at all. It even was shorter down in here.

T Alright. Ah, thin down on the sides then some.

W I would say it went straight. I mean what he had did not go that far.

T Did not show on the sides .

W Right.

T Okay, fine.

W It looked like a gotee at times you know but it had enough to come on the sides too but it didn't show that much of the sides.

T Okay. I'm trying to figure out what happened as it came up onto his chin. Ah, anything like that or

W Ah.....

T I'm trying to figure out how the mustache started to come down to the beard. Did it turn on the ends and start to come down to it like that?

W it wouldn't have been a straight drop it would have been more out this way.

T More kinda out this way?

W Yea. If he had a full beard it would have been so much easier.

1038

T Yea sparseness is it's hard because it doesn't stop in one place.

W

T This is the corners of the mouth.

W Right.

T Ah, it's really hard to draw a thin beard, let me tell you. It's hard to remember also too. Ah, okay think about if this is the bottom of his ears those side burns from what you said so far they were hard to see looking straight on.

W Right they were very hard to see, They dwindled. I mean you know.....

T Yea, so there wasn't any connection between them and the beard? If so it was very sparse.

W It would have some round in here but you know it would have ah noticeable hair you know round in here.

T Okay, on growing up in the beard then?

W Right. It grew up you could tell it grew up so far and then it looked like he had a *one-inch* span. A *one-inch* span on each side where it didn't go to his hair at all. Didn't make it up there at all.

T Okay. Ah, did the beard curl under when it grew or did it was it a curly hair beard?

W It was curly. It wasn't it didn't look like it had any form at all. No form, it was just vast nothing. Just curling all over the place you know.

T Okay. Wasn't symmetrical?

W It wasn't thick, it was thin and it wasn't symmetrical.

T It's not different on one side than the other.

W Yea. Hair here hair there curly hairs all over the place. More or less just a bunch of curly hairs. It wasn't a fashion beard.

T Okay. Wasn't a well groomed beard?

W No, not one of these guys you see in the psyche department with a real fantastic beard.

T Not a Freud.

W Not a Freud, right. Didn't Freud have one? ~~Yeah but it was well trimmed I think~~

T Yea, but it was well trimmed I think.

W Yea his was distinguished and his is not. It just looks like he quit shaving. And something wouldn't grow.

T Yea, he didn't really have a beard, he just quit shaving. Okay.

W

T Well it won't make a big difference in the way he looks, I promise you that.

W Yea, because the way you were doing it made him look too groomed. He was more of a sloppy looking beard. It wasn't a groomed look at all.

T Ah, was the mustache straight or was it also curly?

W Yea same thing. It wasn't nothing super. It wasn't trimmed the way you could tell definite features or anything.

T Okay, ah

W Just a bunch of hair on top of his lip.

T But Your mustache the hair is straight.

W Right. Well his wasn't all straight no.

T Okay. Towards the end of his side burns did they get curly also?

W From here to here it was about I'd say ten or 15 loose curly hairs.

T Okay.

W It was curly hairs but it wasn't a lot of them. Not ^{super} ~~too~~ ~~longer~~, noticeable enough, always be curly.

T Okay. Okay just think about the overall face, okay what get away from the beard though think about the rest of the face. The nose does it look long enough. Does it need to be longer, shorter?

W Ah, the nose looks okay but I don't remember seeing that much of his nostril. I mean that looks like too much nostril but it could have been depending on how you were looking at it. From I couldn't see a lot of nostril.

T Okay. I'll turn those down a little bit. Okay, that's the end of his nose there.

W Right.

T I've got it running pretty straight across the bottom but it could be more turned down. You said it wasn't turned up at all.

W It wasn't turned up that much you know it was kinda plain but that looks more or less like it.

T Ah, you think it should go down more? I can draw, I can turn the nose down a little more and you can look at it., and see what changes

1040

W Let me see how far it is from his lip. ^{Ok} Ah, that's about right.

T How about the lip, the thickness of the lip?

W The upper lip seems a little bit more a little bit thicker.

T Okay.

W Just slightly you know in there. That's one thing I noticed, he has a larger upper lip.

T Okay. An upper lip will be more noticable than a lower lip usually. An upper lip has a defined edge to it.

W Right.

T A lower lip bleeds into the rest of the face and isn't as defined.

W *Upper lip more visible, more outward, more red.*

T Yes it's more color too. More pigmentation. You said, did his upper lip tend to stick out? Was it ah.....

W Not really stick out. It just that turn up more.

T Yea, right. Did the mustache have any tendency to grow over ^o on the lip or was it distinct from the lip?

W It wasn't really distinct. It was about even, you know it didn't go over it too much or you know.....

T Okay, fine.

W Didn't hide the lip at all.

T Okay. Ah, how about the eyes? Can you remember anything about those eyes without the glasses?

W Ah, the eyes look okay.

T How about the eye brows? That thick?

W They were, towards the end

T Ah, this one fades out a little bit more on the end.

W Right. The other one should fade out a little bit also. Thin it out.

T Okay. Not as thick on the end? Okay think about the next time that you look at it the height of the fore head, ah that much of an ^{advance} *expansion* of the fore head?

W Right, the fore head was about that height ah the hair could curl down a little bit but the rigid hair line you got it was more of a smooth crop thing. You've got it waving around ?

T Yea.

W Now the way he had his hair it would have made it look like it was just you know

T A cleaner arch.

W Yea, where you have that arch just make it come straight across you know like.....

T Yea, that's fine.

W Alright like my hair just straight across with the part.....

T You're saying smooth like that?

W Yea, right like that.

T Okay.

W Right. I didn't have any distinct you know wave in it or anything.

T Okay, fine.

W Course it was wet. It's harder to describe his hair because it was wet.

T Well that might have stayed pretty much the same even if it were dry.

W Yea, if it's pulled back it would stay about the same.

T It might have slight you know bit more fullness to it when it dried out is all that I can think of. And when hair is really wet it it'll just lay a lot flater.

W I just think the way he had it pulled down would have kept it down pretty well though. Of course you probably

The End

DATE: 10-28-74
TARGET: T- 90
WITNESS: W-173
TIME: 3:25
TECHNICIAN: MIKE MAULDIN
TECHNIQUE: IDENTI-KUT

1042 ✓

TH: I have ah, N-03, E-10, L-09, and D-21. Approximately how old was this person?

W: Twenty-two (22).

TH: He was about twenty-two (22). Okay. Do you describe this person as tall? Medium? or Short?

W: Medium.

TH: He'd have to be 5'7"-5' 11"?

W: Yea, that sounds good.

TH: How would you describe his build? As slender? Medium? or Heavy?

W: Medium.

TH: What color was their hair?

W: Black.

TH: C-28. (pause) About how long was the hair?

W: It was below the shoulders.

TH: So it's long hair?

W: Okay. Long.

TH: Below his shoulders?

W: Yea.

TH: Did it cover his ears?

W: No. It was pulled under by the tail.

TH: So you can see the ears?

W: Yea.

TH: Clearly?

W: (no verbal respond)

TH: Did he have any bangs? Or anything that came down?

W: No. It was parted in the middle. And pulled straight back.
More-or-less.

TH: So that the ears showed. Ah. Was it heavy enough to like
droup down on the ear?

W: Right.

TH: So he had a ponytail. Okay. Ah, did this person have glasses?

W: Yes.

TH: Did he have a mustache and a beard?

W: Yes. Both.

TH: Sideburns?

W: Not much.

TH: Not much uh? (pause) Okay we are going to try to pick out his
hair first. (laughter from witness) Did it look like that?
He didn't have a bun uh? (laughter, no verbal respond) In order
to get something, I imagine from what you say that his hair
was like this.

W: Yes.

TH: Except that it was pulled back into a ponytail. I was wonder-
ing if you see anything else in long hair that looks like it
might be close?

W: No.

TH: Okay. So, we'll go with that.

probably

W: The part was a lot straighter.

TH: A lot straighter than this. Okay. H-I60. But if, Like if he didn't have the ponytail on it it might even, his hair might even look like that except even longer. Would you say? Or?

W: I don't know. It probably would be out pretty frizy, when it was dry.

TH: His hair was wet from walking in the rain?

W: Yes.

TH: But definitely from the longer hiarstyles that we have, this would probably be the closest to it?

W: Yes.

TH: H-I60. Okay I'm goint to ah, show you an image of what the person, an image of what, just on the basis of the questions that you've answered, look like. And I'd like for you to look at that. Now wait a minute. He had glasses, didn't he?

W: Yes.

TH: Let's put a beard and some glasses on. (pause) I'd like for you to have a look at some of these glasses. Pick out one, the style that comes closest to his. (pause) Okay she picked out G-08. When he wore them, did he wear them so that they ah, covered the eyebrow or came down lower? Can you recall?

W: Ah.

TH: Did you see the eyebrow?

W: Yea. They were a lot like those too.

TH: Okay so it's something like that? Or lower?

W: A little bit lower.

5 MTN.

TH: Just about like that?

W: That's alright, I guess.

TH: If I put them there, that's definitely too low?

W: Yea. They went up higher.

TH: And if I put them there they are too high?

W: Yea.

TH: I can't get them quite in-between. But I'll move them down as far as I can....Here are the set of beards that we have, do you see anything there, either one of those that looks anything like his beard?

W: Well. It was more like that. No.(pause) Yea, it was more like that, except a little bit higher and it didn't have this little pointed deal. And ah, it was a lot thinner. Longer, thinner.

TH: Longer all the way?

W: Longre hair.

TH: But not like this?

W: No. I don't think so.

TH: Did he have a mustache with it?

W: Yea.

TH: Do you see the mustache in here?

W: No (laughter)...(pause)..I think that it would be a mixture of those two, if that's possible.

TH: (pause) A mixture of these two. In other words theres something about this one that you like and there's something about that one that you like?

W: Yea. This one's too full. More about like that length. It wasn't thick. And it didn't come out that much.. I guess it

grew more to his face. Instead of coming out to a curl.

TH: Maybe something like ah, did it come down? Or out?

W: Down and up.

TH: Down and then up. In here it was a little bit thicker maybe. Why don't you draw it in. So I can get a idea of what it was.

W: It was a lot shorter.

TH: Shorter. And it didn't contact the beard?

W: Ah, I guess the beard was higher.

TH: (pause) The beard was higher. Like that?

W: Yea.

TH: Like that?

W: Sure. There wasn't this much room between his nose and his mouth.

TH: Okay. (pause) Something like that maybe?

W: It was curled down a little bit.

MTN. TH: Okay, so they came about like that maybe. Is that what you mean?

W: No. (pause) I just don't know. Maybe this came up a little bit more like that.

TH: Okay, draw it in. Just draw it in. (pause) Something like that?

W: I guess.

TH: On both sides?

W: Yes.

TH: I guess I make it like this. (pause) Something like that? It looks a little bit funny in red. (laughter).

W: I guess, more-or-less.

It really doesn't look like him.

TH: But it does capture the same shape of his beard, more-or-less?

W: Yea. It was shaped more to his face. Instead of coming out and squaring off or anything.

TH: Very close to his face.

W: What do you mean by close?

TH: Like this, you know his chin line would be about even with where the hair is.

W: Ah, well, it went down farther but it was thin enough that you could see his face.

TH: See his chin?

W: Yes.

TH: Thicker than mine?

W: Oh yea. (pause) Thinner.

TH: Thinner than mine. That's what I ment to say. I see. It was a real thin beard that was close to the face, so you could see the chin line.

W: Yea. The hair was long, and it looked like it was really soft.

TH: What about the shape of this beard, right around here, is that about accurate?

W: Ah, You mean up here? Or down?

TH: This line right in here.

W: I saw more of a profile of him, than a front.

TH: Oh, I see. His hair wasn't anything like this, was it?

W: No. That's all stubby kinda.

TH: Yea, but you see the line of beard is very simular to what

you have drawn there.

W: Oh. No his face was ah, it comes down thinner.

TH: More suggesting that the chin might be under this beard?

W: Yea.

TH: Okay, I don't know where to go. Probably won't be able to do any better than just sticking with this beard. None of these others are appropriate. I understand. The real important features are as far as we are concerned are the chin line, the mouth, the nose, and the eyes. So if you could ah, react to those, you know how we could change those to look more like his. I don't know how much more we could improve on the beard.

W: Yea. (pause) He had small ears. Do you have any ears?

TH: Ah, they come with chin lines. I can get smaller ears tho. But I'll have to, the chin line you could, you could hardly see the chinline anyway. Let's see, smaller ears. (pause) This is really one of the smaller sets of ears that I have. (pause) How about something like these, these are a little smaller.

W: No. Maybe like ah, where this line comes across.

TH: Maybe like these?

W: No, his wasn't too pointed. I guess what's there is better.

TH: Maybe like those?

W: Ah, no. It didn't have any noticeable points or anything.

TH: Let's see. Those are pointed too. How about these?

W: Ah, the top might be okay.

TH: Do you want to try them?

15 MTN.

W: 22.

TH: Yea, this is what we have on there.

W: Well, maybe with those bottoms and those tops.

TH: Okay, we can't mix those.

W: Try 22.

TH: Okay. (pause) I don't think it makes a whole lot of difference with that hair style.

MTN.

W: Yea, I guess that's alright.

TH: What about his mouth? His nose? Or his eyes? Eyebrows.

W: Both eyebrows are fairly good. Ah, his lips were fairly thin.

TH: Were they thinner than those?

W: Let me see some more.

TH: Were they shaped at all like those?

W: Well it was hard to tell, because of the hair.

TH: Ah, because of the hair from the mustache?

W: Yea.

TH: The hair from the mustache covered the lips?

W: Yea.

TH: Oh.

W: (laughter) That makes a difference.

TH: Okay like ah, (pause) Maybe.

W: Not a whole lot.

TH: Just enough so you couldn't really tell what the shape was?

W: Yea.

TH: So all you could see really was the lower lip? (pause) Could you see the lower lip either?

W: Ah, Yea, I guess you could.

TH: Do you remember how his lower lip was shaped?

W: Yea, no.

TH: It wasn't ah, you said he had thin lips, would you say they were thinner than this? (pause) Let me put some thin lips on. Maybe this will help you out. I'll put some thin lips on here.

W: They weren't real thin.

TH: There's some thin lips.

W: Those are too thin.

TH: Too thin. (pause) Thicker than those?

W: Yea.

TH: Were they thinner than the ones we had on?

W: Maybe the ones that are already on there are okay.

TH: I'll try some thicker lips, the same shape, but just thicker.

W: I don't think they were any thicker than that. That might be it.

TH: Here's a thin upper lip and a thicker lower lip. A different shape tho. Sometimes that helps.

W: Ah, no. Those are too straight.

TH: Straight in what way?

W: Well not just, you know straight across.

TH: The bottom lip wasn't straight across?

W: No, I guess not.

TH: It was more like these it curved in.

W: Yea, I guess so. (laughter)

TH: Is this closer to it?

2 MTN.

W: Yea. But I saw him more from a profile. (pause)

TH: Now?

W: Yea, that's alright.

TH: You're shaking your head. Why are you shaking your head?

(laughter)

W: Yea, that'll do.

TH: Okay. You don't know in what way to change them and make them better?

W: No.

TH: Okay, they are that thin. And that shape. They weren't straight across. Like the one's I've showed you. Was the lower lip indented like that?

W: Ah, no. I don't know.

TH: What about the nose?

W: When it kinda went down, up here was equal with this part. I mean like if you would have put something like that they would have been lined up. But see like when he looked, when you saw him like that from that angle.

TH: Yes.

W: And then it came in here. But then it kinda went out again.

TH: You're talking about this? You're talking about the profile again?

W: No.

TH: Looking straight?

W: Looking at me, from this angle. This part was equal with this part, if you just lined them up like that.

TH: So his nose was as wide across here as it is this way? ¹⁰⁵²

W: That's right.

TH: Okay. I was just trying to get an idea. So this is, this is wrong in that respect, because it implies that his nose was real thin here and not as wide there. So he had a pretty wide nose then huh?

W: Yea.

TH: Did he have a big nose? Would you call it a big nose? Or a little nose?

W: Just looking at it, it wasn't little by any means. But (pause)

TH: It could have been big. (pause) Something like that?

W: No. It came out more,

TH: Well let's put the other nose on. There's a nose that looks like it is as broad here, as it is at the base. Was his shaped anything like that nose? Let's try it, and see what it does to the face. (laughter from witness) Does that look anything like him?

W: No.

TH: No. His nose wasn't shaped like that then?

W: I guess not. (pause) It looked, well it didn't like that as much as straight forward. He had a real thick neck.

TH: He had a real thick neck. We didn't have necks on these.

W: Yea, I can see.

TH: Of the two noses, is this one better than that one? Or both equally bad? Or....?

MIN. W: Ah. Which nose is that?

...(pause...Technician interruption)...

W: I guess that one is better.

~~TH: I don't~~

1053

TH: Let's see now. (pause) That one's better, but it's still not very good. You don't think it looks too much like his nose? (no verbal respond) Could you see his nostrils?

W: I guess I didn't pay too much attention to them.

END OF TAPE

31 1/2 MIN.

Date October 30, 1974
Time 3:40
Witness Number 178
Target Number 92
Technician Bob McCoy

1054

T Would you give me the approximate age of the individual that you see?

W I would say he was about probably 25.

T Okay. Was his build slender medium or heavy?

W It was medium.

T What color hair did he have?

W He had brown hair.

T Color of eyes?

W I would say brown.

T Okay. Was his complexion fair tan or dark?

W It was fair.

T Was his skin smooth rough or wrinkled?

W Smooth.

T Did he have any facial scars?

W Didn't have any scars.

T Okay. Did he wear glasses?

W Yes he did.

T Did he have a mustache or a beard?

W Both.

T Okay. It was a full beard with side burns?

W Yes.

T Okay. Did he wear a hat or head band or anything like that?

W No.

T Okay. You're looking at the individual from a frontal view would you say the overall shape of his face was oval round rectangular or what?

W Would say kind of round.

T Okay, ah I'll start off with the ah the hair. Was there a part in the hair?

1055

W Yes, there was it was on the left side.

T On his left or your left?

W Your left.

T Approximately where say this was the eyebrow area

W It was kind of receded slightly.

T Bout this point here for the part?

W Yea that's close enough.

T Okay. Ah, was the hair straight hair or was it curly.

W Straight.

T Okay, did it.....

W Kind of thin.

T Come down over his forehead?

W Like that, yea.

T Okay. Bout how far down?

W Bout a fifth.

T Okay. Was the hair more ~~somewhat heavy~~ or less heavy somewhat like yours or did it stay close to the head?

W

T You say the hair line was receded?

W Yea.

T Ah, something on this order?

W Okay, yea. It kinda came out like that and went down.

T Okay. Ah, how did it cover the ears at all?


W Just the top of the ear. The very top. Hair didn't come that far. It was like it was cut right there.

T Then it came down?

W Yea, like that.

T What if we come to some areas where you say can't explain it orally and you'd like to go ahead and draw it, you can go ahead and do that. Ah, were his ears ah, did they stick out quite a bit or were

W No, they were close to the head.



CONTINUED

2 OF 5

1056

T Okay. Okay, was his ah, could you see the well he had a beard you couldn't see the hair in back of his ears or anything like that right?

W No.

T Down here at the bottom. Did he have very prominent cheek bones?

W No, he had kind of a flat face.

T Flat face, okay. Was this about the width of the face?

W I'll say right now that looks okay.

T We'll come back to each of the eyes. Ah, now lest see what would his nose be like? Was it long and thin short, fat, what?

W It was about medium and thin.

T Okay. Was there a hook in the nose or anything like that?

W Yea kind of a you know it wasn't a hook nose it was well.....

T I'll go ahead and draw something here. Ah, say the

W Ah, say the book describe that it was..... You have a good picture of him though.

T Umhuh. Well, just you know don't if you feel that the drawing is influencing ah, what you remember just look away from the drawing and try to explain it. Ah, say the tip of his nose was it round or was it more angular ah, could you see the nostrils?

W The tip was round the nostrils I would say were prominent. There is only one thing wrong with this experiment.

T What's that?

W That was -----I was never sure if I was being tricked so I was watching everybody I wasn't sure who'd be the one I'd be asked to describe.

T They didn't tell you who you were supposed to describe?

W They told me but I wasn't sure that would be the actual person.

T Okay would the nose be somewhat like that?

W Alright that's good. It's not quite that long.

T Okay, ah ah well let's see why don't we lower this a little bit, up here. Would that be a little bit more like it?

W Okay, that's good.

T Alright now, he did have ah you say a mustache and beard. Did the mustache cover his upper lip?

W Yea, it was a thick bushy mustache, beard.

T Okay, did it come together in the center?

1057

W Yes. All the way up to the nose.

T And it did meet with the beard, right?

W Right.

T Was, did it come straight down like this or was it wide?

W I would say it came down.

T Came down. And you say it did cover the upper lip? Alright was the bottom lip.....do you remember that as being ah, very full or was it average?

W It was thin too.

T Something bout like that?

W Yea that's fine.

T Okay do you remember how the beard was cut around the cheek area?

W Ah, I would say the two sides ^{were}~~were~~ really the same. This kinda came up over here it wasn't a really you know it came up like that and up towards the ear.

T It was definitely cut like that or it was.....

W Just kind of grown out.

T Okay. And how was it over here?

W Up towards the ear.

T Same way?

W Yea.

T Okay , was the beard a long beard did it stick out quite a ways from his.....ah.

W It was a bushy, yea. What do you mean by long ah something like yours.

T Well in other words.....okay. It was more or less rounded like that?

W Umhuh.

T Okay, was there hair under here?

W Yes.

T Did it go all the way across or was there a space on either side?

W I believe it was a space.

T And the hair of the beard was straight also, right?

W Yea.

T Was his hair dark brown or was it light brown?

W It was light brown.

1058

W Kind of oily. Mustache needs to come out moreit just kind of goes into the beard here.

T Okay if I'm donig anything that that you remember quite different from what you actually saw , let me know. And if you think of anything that struck you as ah significant ah any.....

W He had a strange face you know. He had kind of ah you know his cheek bones right there were kind of slashed

T You mean in other words there was like a shadow going right here?

W Yea.

T Okay.

W Very kind of full cheeks.

T Umhuh. Okay did the hairs go out any more here inside?

W What do you mean the hair or the beard?

T Sideburns. ~~Going into the beard.~~ Going into the beard. Did it move up from the ears or hide the ears in any way?

W It didn't hide the ears at all.

T But I mean is it any longer in this area than what I have it at the present time?

W Right now that's okay.

T Okay. Okay, how about his eyebrows? What do you remember about those?

W They were light brown. they were.

T Did they arch or did they go straight across? Do you remember if the width of them was the same all the way across or did that taper ah, were they.....

W They tapered at the end but they were basically the same all the way across. They were I would say.....

T Slight arch?

W A very slight arch, yea.

T They didn't meet in the center?

W No, not at all. ~~So they grew out like that?~~

T So, they grew out like that?

W Yea, that's fine.

T Were they hidden pretty much by the glasses.

W Glasses yea

1059

W Glasses yea they came up right in through there. The very bottom of the eyebrows.

T Okay what do you remember about his eyes?

W I'd say there were , they weren't round they weren't

T Were they just say normal shaped eyes, normal size did they slant any direction could you see the eyelids ah, were there bags under the eyes anything like this?

W You mean the very

T Straight face.

W I'd say they were normal.

T Okay. Were the eyes extremely close to the eyebrows?

W No they were about average.

T Okay. Is that it? So far so good?

W Yea that's fine average . Make this more prominent up in the cheek, you know.

T More like that?

W Okay. Yea that's better.

T Okay you say he had brown eyes. Were his eyes dark brown or light brown?

W I'd say they were light color.

T Okay... Okay do you remember the eyelashes were they very prominent?

W No.

T And you don't any bags under the eyes or anything like that?

W There weren't any.

T Were his eyes deep set?

W No not at all.

T Okay is that fairly close?

W There is only one thing, the beard makes the face look too long, I think.

T Shorten the beard some?

W Yea.

T How about the width of the bottom?

W The width is ah, yea that's better. Take a little off here I suppose. Okay that's better... - - - - -

1060

T Like that?

W Okay that's close enough. That's pretty good.

T Okay. Any major change before I go into the glasses?

W Not any.

T Okay. What kind of glasses did he have?

W . They went all the way ^{across here at} ~~have across~~ the top.

T Umhuh.

W They ah,

T I wouldn't draw the whole thing here I would just narrow it.

W There would be ah kinda like that you know.

T Were they wire rim?

W Ah, they were wire but they were black.

T Maybe they weren't wire they were thin plastic perhaps. Okay about how thin would you say the rim was?

W I would say as thin as a wire rim.

T Okay and did they have ----you know on the wire rim glasses sometimes you got the regular bridge for the nose.....

W ^{Wier} They had a bridge.

T They had a double thing?

W Yea, it went all the way across at the top.

T Okay were they ah.....

W They were kind of ah, . Yea shaped like that.

T Kinda like a half moon almost?

W Ah, they were larger than that. Kind of large. Took up a lot of his face.

T And you say the top was straight?

W Yea it went all the way across, one solid bridge. Yea, like that. Let's make this the glasses come up around mid angle, not really. Yea, kinda like that on the sides.

T More like that?

W Yea.

T Sometimes on your glasses you've got these -----well let's do the ear piece did

T (continued from page 7) it fit flush against this or did it have a little extension?

W Believe it had an extention.

106/

T Was it right there or was it down lower?

W It would be right there. Mt. Everest.

T Anything else you see?

W The glasses just seem to take more of his face.

T Well you said he would be deeper down here more.

W Yea they were large lenses.

T You mean this way?

W Yea. Like the whole face, like from here _ _ _ _ _ .

T So, the bottom part was pretty rounded right? See if we ah..... More like that?

W Okay. Yea.

T Would it ah.....

The End.

TIME: 3:35
WITNESS: W: I77
TARGET: T: 92
TECHNICIAN: MIKE MULIN
IDENI-KIT

✓
1062

TH: Okay approximately how old was this person?

W: Ah, twenties, ah twenty-four (24).

TH: Okay would you describe this person as ah, tall, medium, or short?

W: Medium.

TH: Okay ah, what was his build?

W: Medium.

TH: And ah, what was his hair color?

W: It was ah, oily brown.

TH: An oily brown? Sort of a dark ?

W: Yea dark brown.

TH: Did he wear glasses?

W: Yes.

TH: Did he have a mustache?

W: Yes, both.

TH: Did he have sideburns?

W: Yes.

TH: Ah, you said his hair was sort of ah, oily an oily brown ah, what about the length of his hair? What, how long was his hair? Did he have a any contemporary hairstyle?

W: It was parted on the left side, and kinda hung down over the right side of his eyes, just sort of stringy, it was a little over his ears, and kinda ah...

TH: Did he have thick hair or thin hair?

W: Thin. It was real thin.

TH: I'd like to show you some hair-lines or hairstyles and I'd like for you to look through these and see can you find something that looks like his, like his hair. Looks similar to his hair. It was kinda long...

W: Yea, I guess it would be that one. But it was a little bit longer kinda, it wasn't parted quit that far over. And it hung down more.

TH: It wasn't as long as say something like this? Or that maybe?

W: No. It was about that length but not like that. It didn't (you know) have any waves or anything, it was just straight.

TH: Just straight hair, almost like my hair?

W: Yea.

TH: Something like ah, this.

So this^s the ah, best?

W: Yea that's about the closest.

TH: How about something like this?

W: No. He doesn't really have bangs.

TH: Something like this maybe? His part was made more like that?

W: Well it was just a little over. It kinda came down and ah, curved over his eyes.

TH: Did his hair, like if this, was his hair this long?

W: It wasn't like that around the neck, it was long around the neck but it was longer around the ears.

TH: Like this is?

W: Yes. But it wasn't long like that.

TH: What if we say, combin^d say this hair and that hair you think that that might capture like what his hair was like?

W: Yea.

TH: NO-3, DE-10, LO-9, A-21, H-148, and H-134, C-28.

1064

Which side was his hair parted on?

W: Left.

TH: Left. His left or your left?

W: It was his left.

TH: Okay I'd like for you to look at this and ah, tell me after looking at it what bothers you the most about that face?

What looks least like him?

W: How about his eyebrows?

TH: His eyebrows?

W: They were kinda thick about to the middle of his eye and then they thinned out.

TH: What else?

W: He had wrinkles, under his eyes, that came down along his cheeks.

TH: Is that all?

W: And he had little sags under his eyes.

TH: He had sags under his eyes?

W: Yea, bags.

TH: What else?

W: His nose was kinda broad.

TH: Okay.

W: But it was long. His mouth was little, because he had the beard coming down and under it.

TH: So we have to put the beard and mustache on this guy and glasses. Okay let me ah, let's go ahead and put the beard and mustache on and then we will work on the eyebrows Okay? Ah, did he have a full beard?

W: Kinda thick in the front and then it gets thin at the sides.

TH: Do you see it there?

5 Min.

TH: Do you see the beard that he had?

W: It was more like that but it wasn't quit as thick around the sides. It wasn't quite that dark either.

TH: Which among these would you say is closest? Is it between these two?

W: Ah...it was kinda like this one but it was fuller, like around the sides. And it had, some of it had ah, places where it hadn't grown.

TH: It's just kinda hard to say which.

W: Yea, (pause) I think that one. It had the shape of that one. But...it...

TH: It was kinda long.

W: Yea it was kinda long, around the sides.

TH: What if we combind this and this? Wonder what that would look like, wanta try it?

W: Yea.

TH: B-13 and B-23. (pause)

W: It came higher up.

TH: This part did?

W: It came all the way up.

TH: How about this part up here, was it up close to his lip.

W: Yea.

TH: Like that?

W: Closer.

TH: Closer to his lip?

W: Yea.

TH: So the top part was closer so was the bottom?

W: Yea.

TH: I can't get any closer.

TH: I can get this higher up... About like that?

1066

W: Oh it was closer it was just all around.

TH: Okay let's try this other beard. Let's try it and see what this looks like. Do you think you can tell what his chinline was shaped like?

(pause)...(apparently no response)

TH: Okay let me just let you look at this and see. B-14. Had to remove C-28, ah (-I) (minus one). How about that is that a little bit better?

W: I'd say it was longer and it wasn't quite as thick on the sides.

TH: Okay so like this beard is good in here around the mouth but it's bad ah as far as that. Yea okay. So then we have to do one of two things, it was also longer at the chin, right?

W: Yes, right.

TH: So let me put this back, Was it that long?

W: It wasn't quite so full on the sides, but it was ah, about that long.

TH: About that long, so it's in here that, this is wrong?

W: Yes. Okay so as I understand it, we would have to do is either go with this and this these two and ah, And not have the lip filled in. Which of these would you choose?

W: That one would probably be better.

(pause)

W: Yea it looks better.

TH: It looks better than this? Is this pretty close, except for the ah...

W: Darker through here.

TH: It was darker.

W: And the mustache came farther down.

1 Min. TH: Okay ah, was it parted or was it complete across?

W: Ah, it was like that.

TH: So then we could take like this and put it on top of this. Is it too full too dark?

W: It's a little too dark. It kinda came down and curled out. It wasn't, it was long you know like ah you had it but it did come out.

TH: Does it look okay now?

W: Curly.

TH: Do you see it on this page anywhere? See any that looks close to it?

W: It was kinda like that but it didn't have that part in it.

TH: ...Didn't have the part, okay. Let me try that. Cause ah, this will fill in that part a little bit. B-I9. Kinda like that?

W: Um, that's better, it's still long. You can't part it down the well no...

TH: It came down closer than that. Okay, let's go to his eyebrows now, he wore glasses too?

W: Yes.

TH: Do you see them there? Compared too closer or approximately. (pause)

W: I think those are about the closest.

TH: G-08...But these are the closest?

W: Yea.

TH: Did they cover his eyebrows? Or did they come down below his eyebrows?

W: Like that.

TH: Okay now you said his eyebrows, (I've got so many over ones here it's hard to see) eyebrows, you said his eyebrows were thick,

thicker than ...

1068

W: Dark.

TH: Than, they were thicker initially than dark, and then they got...

W: About there to there then they got kinda lighter.

TH: Or thinned out to a point.

W: Yea.

TH: So then they might have looked something like ah,...oh, thicker than this but they the idea is something like that, were thick and got lighter?

W: They didn't get quite that thin.

TH: Were they like this?

(no verbal respond)

2 Min. TH: Perhaps like that? Like this?

(pause...no verbal respond)

W: I think they were longer.

TH: They were longer than these? Perhaps this long? About like that?

W: Those are better.

TH: Let's try these. D-2I. That's what we have on there. Okay...It didn't look anything like that...I think we ought to try putting something on it ah, they were thick over here and then they tapered off from the eye?

W: Yes.

TH: Were they what was the texture of the hair like?

W: They were curly, they were curly like that but the color is wrong.

TH: The color is wrong?

W: Yes. they were, they weren't quite as dark as that right there. just a little bit darker there and then they were real light

like blonde there.

TH: I'll try D-51. Were they something like that?

W: The shade is better. There was no like dark running outside.

TH: You mean too dark around the outside?

W: Yes. They looked like little short eyebrows, but then they were longer than these.

TH: Um...little but longer on the sides.

W: The coloring made them look little. They looked short like that, but they weren't because they had the lighter coloring on the side.

(pause)

TH: Do you like the shape of these better than the ones that I had on? Does it look like these are closer?

(pause)

W: I think those are better.

TH: D-64, and you like the shape of these better, but still it's not there yet. Let's try ah, you said that it looked maybe something like those only, they looked like they weren't there, but they really were. Let's put those on and see what they really look like. D-9. If it makes it look maybe more correct then maybe we better go ahead and use it. How about that?

5 Min. W: Yes. they were thick like that, ah...

TH: Do you think then that this is better than the other things I've shown you?

W: Yea.

TH: It gives a better impression of him? Let me try one other thing.

W: The one with the heavy line on the nose like that.

TH: Let me try D-6.

W: Yea that's...they were longer down the side.

TH: This gives a good view of what they were like? Do you like those better than the ones we've tried?

W: Yea.

TH: Okay. Next you said that the eyes, there were wrinkles under the eyes?

W: Yes, they came down...

TH: In bag?

W: Yes. little ones.

TH: Did he have older looking eyes maybe?

W: They weren't really old looking eyes, just ah...wrinkles.

TH: Okay let me try something.

W: They came about to here.

TH: You say and he had bags, baggy eyes?

W: One eye....

TH: One eye was more than the other one was?

W: Yes.

TH: I don't know weather I can add those lines under the eyes, ah, let me see,..what about the shape of that eye, was it a shape close?

W: Yea.

TH: His eyes looked like that?

W: Yea.

TH: The only thing that you would like to that would be bags?

W: Yea, just a little bags.

TH: Do you see an example of a bag that you think you'd like to have? Like maybe that as a bag, or that? Here are the eyes we have on right now. A bag like this maybe?

W: No the shape and everything is good here, It's just small little

bags under the eyes.

TH: Say ah, ah like that?

W: I think a little broader toward the end.

TH: Do you see any bags here that look like that.

W: Something like that, but the eyes are wrong.

30 Min.

TH: Yea, the shape of the eyes are wrong. Now the shape of the eye is good and that's what I want to go with. Like if the distance between the eyes is right. And the shape of the eye is good. The nose you said, he had a longer nose and not as broad at the base as this. Is that correct?

W: Yes.

TH: Did you see his nostrils?

W: They were kinda long. His nose kinda came up a little. And it wasn't quite that broad.

TH: Okay, I'm going to try N-24. I think that this is a longer nose. (pause)...Okay how about that nose? (pause)...Is it still too broad?

W: No. I...It looks closer, he also had the creases like these, they came out and down just like his mustache. They were shaped something like that.

TH: Yea, I can, I can't add any lines other than these. If these suggest, that's probably as close as we can get on the lines. Do you feel that his nose is reasonable accurate?... (pause)

Does something bother you about it? Is it still too broad? Did he have a nose like this? Or like that? Let's try this?

W: It's kinda like that but it's long.

TH: #35. (pause)...How about that?

W: Yea, that's better.

~~TH:~~

TH: I'd like for you to look away from it for a little while and ah, maybe ah, well relax for a few seconds and ah, I'd like for you to ah, think about the guy again and try to visualize him, and get a clear picture in your mind and then look back at this and tell me what you'd like to change.

55 Min.

(pause)...

Okay would you look back at this...

W: The part of his hair was in the middle of these he had kinda a receding hair-line. It was kinda thin on this side like this. but it came down and it ended about the top of the eyebrows it was sort of stringy. And it...you couldn't see his ear lobes, because his beard and sideburns covered that. And his hair wasn't long like that.

TH: What about eyes and the nose and the mouth and the overall chin those features are the most important? (pause)...

Is this beginning to look something like him?

W: The way I remember he was like that.

TH: How close would you say that this is if you rated this on a scale from I(one) to IO (ten), where I(one) is ah, it doesn't look anything like him, and IO(ten) looks exactly like him, how would you rate that? (pause)...

W: ...About a 7 (seven) I guess.

TH: About a seven (7).

W: But there's still something wrong with his nose.

TH: His nose bothers you?

W: Yes.

TH: It was a long nose, like that nose. It ah, maybe it wasn't shaped like that. (pause)...How about something like this? let's try it.

TH: N-14.

W: It's still too broad.

TH: That nose is too broad.

W: It was...

TH: You mean at the base? All the way through?

W: Yes.

TH: Right in here...(pause)...I'll try N-37. How about that?

W: It has a good shape, except that there was...I still can't tell the part around his face.

TH: Okay...(pause)...plus one (1).

W: That's better.

TH: That's a better nose than the other?

W: Yea.

TH: Would you still rate that as a seven (7).

W: I'd give it an eight (8), now the nose is better.

TH: The nose is better. Anything else that you'd like to work on?
...(pause)...

W: Yea I like the nose I think it's (unable to understand)???

TH: Okay, but the ah, the hair, you'd like to change and the
is not quite right.

W: Yea.

TH: Would you give that an 8(eight) count?

W: Yes.

4 MIN. TH: Okay.

Date: 11-1-74
Witness: W179
Target: T93
Identikit Tech: Mike Mauldin
Time: 1:26

MM: Approximately how ## old is this person?

W179: I'd say about twenty.

MM: Would you describe him as tall, medium, or short?

W179: Tall

MM: Was he slender, medium, or heavy?

W179: # Slender.

MM: What color of hair did he have?

W179: Blonde

MM: Did he ### wear glasses, mustache or beard?

W179: No, glasses or mustache or beard.

MM: Large sideburns?

W179: No

MM: Did he have freckles?

W179: No

MM: Wrinkles?

W179: No

MM: Facial scars or anything?

W179: Well, he had what it might have been ### acne before.

MM: N03, E10, L09, D21, C30 plus 1,
What kind of hair did he have? Was it long?

W179: Yes it was long .

MM: Was it shoulder length?

W179: Yes

MM: Did it cover his ears?

W179: Yes

MM: Was it Parted?

W179: Yes

MM: Did he have thick or thin hair?

W179: Yes, he had thin hair.

MM: Was it curly?

W179: No

MM: Then it was straight?

W179: Yes

MM: Now the part was it parted down the center?

W179: No, it was on the side.

MM: Did he have a ponytail or anything?

W179: No

MM: I want to show you some hair lines that might fit, what you have describe. Was his hair like this, this or this one?

W179: Yes, it more like this.

MM: H 153

Okay I would like for you to # look at this face, and tell me the thing that bothers you the most about this face?

W179: I guess his eyebrows.
His eyes bother me too.
The lines bother me also.

MM: If you don't like those eyebrows, then how ~~###~~ would you change them?

W179: I would make them thinner.

MM: What about the texture?

W179: They were straighter. *smoother*

MM: What about the ## width all the way across.

W179: It is not thick all the way across. *thin to thick.*

MM: Perhaps something like this?

W179: Yes

MM: D 17

ARE those any better?

W179: Yes

MM: If you could change these to make them better, how would you?

W179: Maybe a little thinner.

MM: I imagine if he was blonde, he would have light eyebrows.

W179: That is much closer.

MM: The only thing you didn't like about the eyes were the lines?

W179: Yes

MM: Otherwise, the size and the shape is all right with You?

W179: Oh, no. *They're small.* They're smaller than that. You couldn't see much of the eyelid, they're more in.

MM: His eyes were smaller than this?

W179: Yes

MM: What about the shape of the eye?

W179: Well, it was straight, there wasn't any curve to the eye at all.

MM: Okay, let me try E32
Is that more what you had in mind?

W179: No, the bottom part is okay, but the eyelid is wrong.

MM: What about the shape?

W179: Well, can I show you one that I have in mind.'

MM: How's that?

W179: That's his eyes.

MM: What bothers you now?

min., W179: The mouth, his lips were kind of straight.

MM: This curve? *The bottom curve?*

W179: Yes
Also, his chin was more oval shape.

MM: Were his lips thick or thin?

W179: Thin

MM: He had a full bottom lip and not curved *d.*?

W179: Yes

MM: Would you say, about something like this?

W179: No

MM: Let me try L 18
How about those?

W179: Yeah, that is better.

MM: Did his lips have these lines?

W179: No I don't think so.

MM: L 14
A16

W179: Yes, that is beginning to look like him. *W179: Thicker, more straight, and no curve to the hollow tip.*

MM: What else would you like to change or add to make it look better?

W179: Maybe a smaller nose. *Smaller in nostril area*

MM: In what way? ~~Breadness.~~ *Not that broad?*

W179: Yes

MM: What about this shape here, do you remember?

W179: No.

5 min MM: I'm going to show you a couple here.

W179: No the ^{nose} mouth is too small ## in this one.

MM: *too small in that one, too large large in another.*

MM: I tried N02, N24, N37

How about something like this? N37

W179: Yes, that rings a bell. Yes, that's pretty good.

MM: Okay let me try one more.

W179: No, not that one.

MM: The other is better then?

W179: Yes. *well, he didn't have the lines around it*
Let me see the first one again though.
I think we better leave it at this one.

MM: But there is something about this one that looked good.

W179: Yes, I think it is the thinness. The thing about that one that was wrong though, *id emphasized* was the lines.

MM: But if you ignored the lines, the nose would be better?

W179: Yes

MM: How do you feel about this? Does it look more like him?

W179: Yes, especially the eyes.

MM: On a scale from 1 to 10, where 1 doesn't look anything like him, a
and 10 looks exactly like him, how would you rate this?

W179: Seven

20 min. 1:49

Date November 1, 1974
Time 3:20
Witness Number 181
Target Number ~~84~~ 94
Technician Bob McCoy

1079

T Could you give me the approximate age of the individual you have just seen?

W 18.

T Okay. Was his build slender, medium, or heavy?

W Medium.

T What color hair did he have?

W Brownish-blond.

T Color of eyes?

W Blue.

T Was his complexion fair, tan, or dark?

W Fair.

T And was his skin smooth, rough, or wrinkled?

W I'd say rough.

T Okay, did he have any facial scars?

W No.

T Did he wear glasses?

W No.

T Did he have a mustache or a beard?

W No.

T Could you see his sideburns?

W I don't think he had any.

T Okay. And did he wear a hat or a head band or anything like that?

W No.

T Okay. If you'll take a look at the individual from a frontal view--would you say the overall shape of his face was oval, round, rectangular, ah, how would you best describe it?

W Ah, it was slender and it went straight on the sides and it curved here.

T Okay.

W It wasn't fat.

T More of a oval shape right?

W Well it wasn't oval.

T Okay. Well we'll get into it a little bit. Okay, you say he had a ~~blonde~~ kinda of a dirty blonde kind of hair? 1080
blondish
~~brownish~~ brown

W Right.

T Was it very long?

W No, it was a short haircut.

T Okay, did it cover his ears at all?

W Just slightly.

T Slightly. Okay, did it have a part?

W Yes. He parted it on the left.

T On his left or ...

W On his left.

T And would you say that his hair was dry and full or was it kinda of ...

W No.

T Greasy.

W Yea, it was kinda of dirty.

T And it is straight hair?

W It kinda well it kinda went down his forehead, and right in back it curled. A little curl.

T Did it cover his eyebrows?

W No. It t was midway down his forehead. It covered the ears a little bit the hair did. And in the back it was kinda long and it curled up a little bit.

T Okay, you could see it back here?

W No. Not from the front.

T Okay. Ah, Now to go back to the shape of the face. Would you say this from the eyebrows up would look like approximately the shape of his head?

W Yea but I don't think it was that quite full, on the side of the head.

Okay. How about his jaw? You said it was straight on the sides.

W Yea straight on the sides and it was more slender at the jaws his chin kinda more slender down here. And his chin kinda turned up. In a little crease.

W Yea that's good.

T Okay. Alright, ah, how would you describe his nose? Was it long and slender, short and fat?

W No, just a regular nose.

T Regular nose. If you took a look at, try and remember the end of his nose-- was it round in shape?

W No, no.

T Was it more angular?

W Yea.

T Okay.

W Yea that's good. Think it was a little ^{slender} down at the end. Down here.

T Here?

W Yea.

T It wasn't quite that--it didn't protrude quite that much?

W No.

T Okay. Something like that?

W Umhuh. That's good.

T Now how about his ---how about his mouth?

W It was ----

T Okay did he have full lips or were his lips real thin?

W No they were medium.

T Medium. Okay. Ah, was his mouth in somewhat of a bow shape? And by that I mean ah, sometimes when you look at it it will have a little dip in the center and go down like that.

W Yea, yea.

T Okay.

W And it wasn't long you know, it was kinda of medium in length .

T Medium this way?

W Yea.

T Okay. Ah, was there a definite crease in here? Between the nose and the mouth?

W Ah, I didn't notice but I'm sure there would be.

T Okay.

W And also his mouth.

T Umhuh.

W His mouth and his chin they were real close together you know where the crease in the chin was .

T Okay. Fine. We might have to shorten this center line.

W The bottom of his lip almost touched the crease not that it was big but it was close together. Yea.

T Be about right length wise?

W I think maybe the side right here goes down straighter. No, it doesn't have that much of a curve in. Call that in you know. I still think like it's coming in too soon. He had a real straight face and his chin . That seems too full.. I don't think his chin was that long as you have it there.

T Okay, raise it to about here. Would it be more like that?

W Not quite so rounded.Can you get it.....No you can't do that can you?

T What's that?

W It seems to me that it was straighter here and his chin just sort of happened.

T Okay let's see. Leave it straight here.

W You have to ah.

T Here why don't we do this. I'll give you a sheet of paper and you can draw it yourself.

W It seems to kinda ah . I can't draw. It went in. His cheeks kinda dented in a little.

T Okay. In other words his cheekbones say here came in some.

W Yea.

T Like that.

W Yea like that. His one came in. And then let's see.

T Was it like this?

W Okay, okay that's good. Maybe that's what was missing, his cheekbones going in.

T Okay?

W Umhuh. Ah, I can say something about his hair it kinda went ah, after it curved up it had little different kind of curls. Yea. It curved all at once like this you know .

T Umhuh.

W and then they were allthe same length but they all curved all at once. It

W (Continued from page 4) was all together.

T Where did the curls start breaking up into individual curls?

1083

W They were all even. It wasn't curled it was waved. I guess you would call it maybe.

T Well ah okay it curved around here and the hair stayed together. Alright.

W And it just---leave it like that but don't make it curl up at the end come here I'll tell you what that's good that's good like that.

T How did it meet here did it come back down?

W It didn't meet at the top it just curved up. Knock, knock at the very end down here the very end he had one piece that flipped all across his hair but that little wave or curl.

T You mean like this?

W Ughugh.

T Go head and try and draw that.

W Let me see if I can draw a head.

T Go ahead and draw it later and show me. Okay now, what were his eyebrows like? Do you remember?

W Yea I remember that.

T Okay.

W They went ah, here is an eye and from right here to right here they went like in a straight line like that.

T Okay did they meet in the....

W No, they didn't meet but they were.....

T Pretty close together?

W About that much. And here is the nose.

T Okay, say they would start right here

W Yea.

T And they came straight across were they that wide all the way across? In other words, I'll draw a outline to.....

W At the end, at the end they tapered off just a little bit.

T Like that?

W Yea.

T Are you sure?

W Well, it's hard, it's hard to tell since I don't have the eye underneath it you know.

T Okay we'll come back to that. Okay now let's get ready to talk about his eyes. What type of blue eyes did he have?

W Big.

T Big blue eyes?

W They were light light blue eyes.

T Okay. Would you say that they had a normal shape to them or did they slant in any ~~direction~~ certain direction.

W No, no they were round, they were big and round.

T Okay. And they were very close to the.....

W Umhuh.

T To the eyebrow? Did you see an eyelid?

W Yea. Yea I did see one. That's good. And the eyebrow looks, well the eyebrow can be just a little longer at the end.

W This way?

W Umhuh. Yea, like that.

T Okay. Pause Pause Pause Pause
That still about right?

W Umhuh.

T Okay. Ah, did he have any bags or wrinkles around the eyes? Do you remember that?

W I don't-----No he didn't.

T Did he have any line coming from around the cheek down from the nose?

W Ugh ugh.

T If you see that I'm doing something that you don't remember at all let me know.
So far so good.

W Yea, but do you think maybe all this dark in here will make --you think his eyes were darker because they were real light.

T Okay, well when I color the eyes in lets' take a look okay?

W Okay. His skin was real light in color. That looks exactly like his eyes.

T Hum?

W That's exactly like his eyes.

T Good. We got one point in our favor.

T Okay, now is this too dark in there? A little bit?

W I don't know with accentuate his nose to be bigger than it really is ----I don't know. Yea that's good. And his ----Oh his mouth didn't really have those little things out there it's just kinda of

20 min

T How do you mean? Ah

W

T Did he have an indentation in his chin? Do you remember that? Like a.....

W No it ----like a kind of dimple like like in the middle of your chin?

T Umhuh.

W Ugh hgh. it just it seem to cut because he has a great big crease. I think his lips were a little----his bottom lip was thinner.

T Okay. Like that? And was this closer to that?

W Yea I think it was----I don't know. No I think it's still just a little thinner than that. Yea, that looks better.

T Now approximately how far away from the bottom lip was this dent?

W It'll be just a little closer.

T Here?

W Yea. It was a big crease.

T You mean length wise?

W Yea. Yea like that. Pause Yea put basics----there's something about the hair. May---no. Yea the face looks like him. He had---does it matter if he had pimples? Can you tell? Pause

T Well, after the type if you thought he had a permanent acne problem we could try and do something with that however I don't think it would be very revelant if it's something that would go away in a couple of days or so.

W Well, guess you don't need to put it in. I noticed it.

T What is it?

W You know all right down here.

T Was it pretty bad? Or, see the reason I say that it probably wouldn't be revelant if it was a light complexion problem is that if it went away in a couple of days being the type of thing where they would be looking for somebody, you know. ~~If it were the type of thing~~ If it were a definite feature that were really outstanding then.

W No, that looks like him pretty good. But that---the hair there is something....

T Okay .

W It might do that if it were clean but it seems like it's curling and his hair wasn't curly it was more wavy. It was straight but----well----it wasn't curly it looks like it's curling up here. Oh, I know what maybe it is. It wasn't quite so maybe it was farther back. This part right here maybe didn't come so close.

T Like that?

W Yea.

T Was it farther back over here too?

W No this side looks like it fits , it looks alright. Oh yea his ears. I noticed his ears.

T Okay.

W They were kind of back. You know you couldn't see them I mean you could see them but they weren't....

5 min

T Weren't very prominent?

W Right.

T Okay. Let's see----about in here?

W Yea like that.

T Okay.

W And they might be a little longer than that. Yea like that. Yea.

Hey that kinda looks like him.

T Okay I'll go ^{ahead} and color in the eyebrows and maybe you can be thinking about the hair again.

W Yea.

T His eyebrows like that?

W Yea.

T Any darker would you say?

W No they were light.

T Just try and picture him in your mind and see if you can remember how his hair was exactly .

W I can remember exactly but I can't put it into words. I know that it was exactly straight across on his forehead. That tends to go down some. It was straight right straight across. Yea like that.

T How about his eyelashes?

W They were light.

1087

W His neck wasn't that big. If that makes any difference.

T Umhuh.

W Still something about his hair.

T Okay. I'm not going to color down until you know we ah cause I don't want to. I think if we're going to determine the direction of how ~~some of~~ the hair was going then I could start rendering that.

W Maybe if this uphere wasn't so wanding ---it looks higher like that.

T Alright let's see. Something like this?

W Yea, that looks better. Yea.

T Okay how did the hair come down on the side? Was it somewhat straight here?

W Umhuh. Good.

T Okay.

W Umhuh.

T How was it over here?

W It kinda just waved----just a little wave .

T Well was that shown by the outward edge? I mean did it have a certain --like this? See shat I mean?

30 W Oh. No it didn't really----it didn't affect the shape no it didn't wave in shape. I don't know, maybe it did. Ah, yea, yea.

T It did wave?

W It waved.

T Okay. About here or was it over more?

W No farther down. Yea, like that. But that wasn't straight right there. It seemed to come right here it seemed to come down in pieces. In curve-- you see what I mean? You have to do that all the way over to the end ---right down here.

T Like that?

W Yea but this right here it kept on curling.

T This way?

W No it didn't curl up it just----it never did curl that way.

T Do you mean that the hair would go over one another like this and then back around? Well, okay. We've got hair coming down we've got it going this way ah, we can curve it back this way.

W No it never ever curved that way it always it just curved it curved in strands you know. Just like in strands. But it all fit together at the end. Ah.

T Hum.

W Well this I mean this looks good but it seem like ^{he} you had about five curls at the end where all his hair just fit together in the curl.

T Did it say end here in all of these put together right here? Is that what you mean? Or was it---let's see.

W No at the end of his hair you can see it curled up.

T It curled up?

W Well it just curled. Like, like, yea like that. And it seemed like ~~it~~ there was about four or five of those little curls just like that all along his forehead.

T This way?

W Right. Right.

T In other words there was one here and there is another one here .

W Right but they were all even. You know across. Across his forehead right here they were all even.

T Like that?

W Like that. Yea. Yea like that. That looks like him.

T Okay. Great. Ah go ahead and let's settle this description. Alright now that we've established his identity ah if you took compared to this ~~-----~~ in your mind in relation to him ah as being ah which how close the drawing is to the actual person on a rating from 1 to 10 . 10 being the closest--how would you rate this?

W Ah, You know what?

T What?

W I think that maybe his needs to go back up like that . This makes his forehead look short.

T Okay. ~~Yea, that's more like it. Okay. I'll rate it about a 7.~~

W Yea, that's more like it. Okay, I'll rate it about a 7.

T Seven. Okay. I think they have some more things across the hall for you to fill out. Thank you very much. Can you give me the stopping time?

^{Yea} W About three minutes to four.

1089

DATE: II-4-74
TIME: 1:25
TARGET: 95
WITNESS: 184
TECHNICIAN: BOB McCOY (Sketch Artist)

TH: Could you give me the approximate age of the individual that you have just seen?

W: I would say about twenty (20).

TH: Was his build slender, medium or heavy?

W: Medium.

TH: What color of hair did he have?

W: Brown.

TH: Color of eyes?

W: Brown.

TH: And was his complexion fair, tan or dark?

W: Ah...it was, you can just...those are the choices?

TH: Yes.

W: Okay well I'd say ah, fair.

TH: Was his skin smooth, rough, or wrinkled?

W: Smooth.

TH: Okay did he have any facial scars?

W: Ah, no.

TH: Did he wear glasses?

W: Yes.

TH: Did he have a mustache or a beard?

W: No.

TH: Could you see his sideburns?

W; No.

TH: And did he have any head gear, such as a hat, headband or anything like that?

W: No.

TH: The person from a frontal view, would you say that the overall shape of his face was oval, round, rectangular, what would be closest to that?

W: Ah...I'd say kinda oval..

TH: Oval?

W: Yea, more-or-less oval. Not quite so oval, a little more...

TH: More round?

W: Yes. More rounded in the chin area.

TH: Okay, and you say he has brown hair. Ah...was his hair very long?

W: No.

TH: Okay was there a part in the hair?

W: It wasn't a definite part, it was combed to that side but there was no definite part.

TH: So it swept across?

W: Right. It swept across his forehead.

TH: Okay. Ah...Was the hair relatively ah, drawn in heavy or was it ah, real close to the head or what?

W: It was dry and thick but cut kinda short. Short and thick. So it was kinda feathery looking if you know what I mean.

TH: Okay, alright and did it ah, did it cover the ears at all?

W: About half way.

TH: Half way down?

W: Yes.

1090

TH: Was it well groomed?

W: Yes.

TH: And it was straight?

W: Yes.

TH: Okay it wasn't curly. (pause) And did it come in on the forehead here?

W: Ah, no, it didn't

TH: And how did the ah...hair come across the forehead exactly, did it come down to the eyebrow area?

W: I'd say about ah...three-fourths of an inch above the eyebrows. And kinda straight across.

TH: Like that? Did it come down at the end or did it curl up?

W: It curled up.

TH: We'll come back to each one of these feature and try to correct them even more. Will you say that that is generally the shape so far?

W: Ah...I think that if we make the, this part of his cheek say a little bit more rounded, more, they came out a little more.

TH: Okay, was his ah, jawbone, I mean his ah cheekbone ah, very prominente?

W: It would be ah puffy, it was kinda puffy in this area. Not a whole lot but he was not too jawless.

TH: Like that?

W: Yea.

TH: Alright, how was his chin shaped? Was it ah, rounded or did it just fall in line with this? Did it come down a little way?

W: It more-or-less was ah, kinda round it wasn't very pronounced.

TH: Like that?

W: Yea.

TH: Ah, what was his nose like?

W: It was kind of ah, let's see, it was kinda large it wasn't fat, it was kind of large and narrow, not pointed tho. I'd say ah...then I say large, I mean kinda long.

TH: What was the end of his nose like, was it rounded, was it more angular? Could you see the nostrils?

W: Ah, let me see, they weren't flare like they were more just normal, his nose seemed to be, you know usually if you see a large nose it's kinda fat or...but it wasn't more slender. (pause)...(artist sketching)

TH: Something on this order or was it ah, much different?

W: Ah...I'd say it needs to be a little wider.

TH: Little wider. More like that?

W: Umm...I guess.

TH: okay is the end of his nose, about right?

W: Yea.

TH: Okay, how about ah, his mouth what ah, let's go between the nose and the mouth, was there an indention in here, do you remember that?

W: A very slight one. Not...

TH: Okay it wasn't that noticeable. Okay and ah, how would you describe his lips were they full lips, were they thin, ah did they come straight across, were they more of a bow shape?

W: They were fairly thin, ah and more-or-less let's see, they would be kind of not straight across but with a little bit of a upward curve in them, I think. On the top lip, not too much. Pretty much plain, average, and thin. The bottom lip I think is...

5 MIN.

TH: The bottom lip is what?

W: I think that the bottom lip is going to be too fat.

TH: Too fat?

W: Yea.

TH: Is that about the right length?

W: Ummm. Yea,

TH: Ah, do you remember if he had a dimple in his chin or anything unusual about the chin? Was there a crease here at all which created a shadow under the mouth?

W: I, I don't recall.

TH: Okay...I'll put a little something there, there's usually some type of a shadow. Okay, now how about the ah eyebrows, what ah... do you remember about those?

W: They were ah, they started like about right there and went just right straight across I believe to right about there.

TH: Did they taper out at the ends at all?

W: Umm, not a whole lot I don't believe so, they just roughly cut off, they weren't too long, they didn't go all the way out.

TH: Were they something on this order here. Say from ah, here....

W: Not quite that close to the nose.

TH: About like that?

IN MIN. W: Ummm...not quite as wide. They were more, little slender. That's more like it.

TH: Okay. Can you see anything that I'm doing that is quit a bit different from the way that you remember it, please let me know.

W: Okay.

TH: Okay, how about his ah, eyes?

W: They were dark, well they were brown.

TH: Do you remember, did you see the eyelids?

W: No.

TH: Were they sort of a normal shape or did they slant in any certain direction? Ah, were they unusually small or unusually large?

W: They were more on the large side than they would on the smaller. They were probably a little bit wider than average.

TH: About that size?

W: Ummm...

TH: Would they be shaped any differently? Do you recall?

W: I don't really recall too well he had these glasses on and they kinda hid the actual shape of his eye. It looks more-or-less right.

TH: While I'm drawing the other eye maybe you can think of something that ah something else that can give me a hint as to how he looks. (pause...artist sketching)

W: I think we need to make more change in the hair, I believe it did come down more like that instead of up and out. There's more just kinda brush to the side.

TH: More like this?

W: Yea like that.

TH: Did he have any wrinkles under the eyes? Any bags? Any crowsfeet out here to the side?

W: Not that I noticed.

TH: Do you remember any crease or anything down around here, to accentuate the cheeks or....?

W: AH, not really I'm not sure about that.

(pause...artist sketching)

TH: Okay ah, you said that his hair was brown, and his eyes were

brown, were they ah dark brown?

W: Yea, real dark.

TH: Is there any major change that you would make at this time before I start doing anything else?

W: (pause) The hair still isn't quite...

TH: Okay, why don't we do this, say don't look at the picture and try and picture him in mind exactly what he looks like, because sometimes the picture here can influence your way of thinking. I'll go ahead and work on the eyes while you are just thinking.

(pause....artist sketching)

W: Okay...his part here was not, I know it wasn't that pronounced. It was more of just kind of a general flow in that direction.

TH: You say if we just get rid of that indention in there?

W: Yea. And just kind of generally flow that way, and down here it went down.

(pause...artist sketching)

TH: Like that?

W: Yea.

(pause...artist sketching)

TH: Different than that?

W: Ummm...the way that the hair is done is right except it was more the hair, actually the hair was more like shorter, each hair was shorter. Instead of long going across it would be short I remember that, each hair was not longer going across it would be short. It was thick short hair.

(pause...artist sketching)

W: That looks more like it does than it did before. It was short and kinda featered.

20 MIN.

(pause...artist sketching)

TH: Would you say it stood out from the head any more?

W: Ummm no...The eyebrows might have been hidden by the glasses somewhat, they weren't real thick and bushy.

TH: What kind of...Let's see before I get into the glasses, do you see anything else that you would like to change?

2 MIN, W: Cover the ^{ear} ~~set~~ a little bit more here.

TH: And that side also?

W: Yea, a little bit more on this side than on that side.

TH: What type of glasses did he have?

W: He had ah, wire rims.

TH: Okay on the wire rims, sometimes you've got a double bar and let's ^{SAY} you've got the glasses which come up like this and down and then got this bridge piece...

W: Yea...that's the kind he had. One that went across the top and then one that went between the two.

TH: What would you say the shape is like? I'll draw some real quick. More like that? Was it more like that? (pause...Artist sketching)

W: The first one comes the nearest. It wasn't like the one's say that you see all the time, they were rather the lense pieces were larger, but they weren't as large as like the aviator kind.

TH: Were they more of this shape?

W: They were more that shape, it wasn't sharp right there, It was more rounded. In here it was more like kind of rounded. Yea. More out there.

(pause...artist sketching)

W: You need to make this side just almost like that. (pause)

TH: Like that or down?

W: More ah...in the middle, not down like that yea.

TH: It was more like this?

W: Yea.

TH: I tell you what, you could maybe sketch it for me.

(pause...sketching and mummering)

30 MIN.

W: We could make this a little bit longer, say oh about like that.

THE same rounded kind there, but (you know) like that. And then they went out like that.

TH: Were they unusually large for his face?

W: They were, yea they were larger than what you would think that they would be on a guy.

(pause)

W: They weren't like aviator glasses they were just a little...

(pause)

TH: Does that look pretty close?

W: Pretty close.

TH: Okay now, you know like around the ears you've got this little extention here for the ear pieces.

W: Yea.

TH: When it, around this area, was it at the top or....?

W: It was, ah let me see...it was about right there, it was about, it wasn't in the middle, it was about there really.

(pause...artist sketching)

TH: Anything else that you remember?

W: Umm...this side, this side rather, was more like bushy where you colored it in.

TH: More like this one?

W: No. THIS one, this one.

TH: This one?

W: Yea it was more like that. This one's wrong, it was more like that.

(pause)

TH: Anything else that you can remember or that you see any changes?

W: Ah,...nothing on there I can think of...his complexion was smooth and clear except he had couple of tiny, small, small moles down...

TH: Around in here?

W: Yea.

TH: Couple of them together?

W: Just one here and one there, just a smigging, not too noticable.

TH: Any more than that?

5 MIN. W: No,

TH: AH, If you were going to take this drawing in comparison with the actual person ah, on a scale from one (I) to ten (IO) and the chbest ten (IO) for resembling between the two, how would you rate this?


W: Ah, I would say...about, I'd say eight (8).

TH: Eight okay. Ah, that's all, just go ahead and go across the hall I think they've got ah, a couple of more things for you to fill out and that will be tit. Thank you very much.

36 MIN. W: Okay.

TIME: 2:00

1099



11-4-74
Subject: W183
Target: T 95
Time: 1:25
Technician: Mike Mauldin
Identi-kit Technique.

MM: Approximately how old is this person?

W183: 18

MM: Would you describe him as tall, medium or short?

W183: Medium

MM: Under 6'feet

W183: Yes

MM: Taller than 5'6"

W183: Yes

MM: Would you say his build is slender, medium or heavy?

W183: medium

MM: What color was his hair?

W183: Dark brown.

MM: Did he wear glasses?

W183: Yes

MM: Did he have a mustache or a beard?

W183: no

MM: Did he have wrinkles or any facial scars?

W183: It looked like he had a scar above his right eye.

MM: Did you see his ears?

W183: Yeah, his hair was about half way down over his ears.

MM: Did his hair go down to his shoulders?

W183: No, but it did go to his collar.

MM: Was it thick or thin hair?

W183: thick

MM: Was it wavy or straight hair?

W183: Straight

MM: Could you see his forehead?

W183: Yeah, it looked like it was parted over here, I couldn't see his left side, because it kind of curved down like this.

MM: was it close to his eyebrows?

W183: No, about halfway down.

MM: C28, No3, E10, L09, D21
Let's see if we can see his hair in here, Was it like this one?

W183: It came to about here and he had indentions.

MM: Do you see any hair styles here that look like his or any combination, of the two.

W183: Maybe like this but parted over here?
It only covered half of his ears!

MM: Out of all the ones you looked at on this page is this one the closest?

W183: Yes

MM: Okay, H123 About how far down did his hair come on his forehead?

man. W183: About like this

MM: Okay, H123 plus two
Now look at this face and tell me...glasses we are missing glasses.
Now which one of these glasses look more like the ones he had.

W183: 8

MM: Okay, G08 Did they cover the eyebrows? .

W183: I could see his eyebrows..

MM: G08 plus 1
I want you to look at this and see what bothers you the most about his face

W183: He had that scar on the right side of his right eye.

MM: Okay, we will just draw the scar in.

W183: It was more over here on the side.

MM: Like this

W183: Yes

MM: What about the rest of the face? The chin, nose, mouth, and eyes?

W183: The chin was narrower.

MM: Okay, this chin line is wrong. Did he have a square chin or oval?

W183: Oval I think

MM: Let me show you a few chin lines.

W183: It could be like that one.

MM: Let's ### try this one then. C24
This makes him look a little heavy, I think.
You said he was about eighteen.

How is this?

W183: Yes, does it matter about the lines.

MM: Did he have an indentation?

W183: Yes

MM: A26

It came all the way down like this or was it lower?

W183: Yes, like that but a little higher.

MM: A26 plus 2

0 in. Okay what bothers you the most about his face now.

W183: He had dimples.

MM: Dimples in here?

W183: Yes

MM: I don't think I have any dimples.

W183: Can you draw in dimples?

MM: What about his eyebrows?

W183: They could be a little thinner.

MM: Perhaps something like those.

W183: ### Yes

MM: D72

MM: How is that?

W183: Yes, that is just about right.
I think you could see his hair in back.

MM: Okay,

W183: It ~~was~~ long and styled.

MM: What about the eyes or the nose or the mouth?

W183: I don't know

MM: Is this beginning to look like him?

W183: Yes, but the hair might be a little off.

MM: But the rest of #his features look like him.

W183: Yes

MM: On a scale from 1 to 10 , with 1 not looking anything like him,
and 10 look exactly like him, how would you rate this image.

W183: Maybe seven.

MM: Are you sure there is no change?

W183: Well maybe the nose.
Thinner at the bottom. It is not that broad across the bottom.

5 min. MM: Was it shaped triangluar like this?
Could you see his nostrils?
How about this nose?

W183: Yes, sort of like that, but a little bit more curved.

MM: A little bit more curve where at?

W183: Here

MM: Let me try N35
Would you say this nose looks better than any of the others?

W183: Yes

MM: Well, let's try some more. N14

W183: I don't think it was that big.

MM: N30 plus 1

W183: Yes, that is better.

MM: Do you think we can improve upon that?

W183: No, that looks more like him.

20 min. W183: His hair still doesn't look right.

MM: Was it parted like this?

W183: Well it was parted a little more on this side.

MM: What about this one, let try it H133.

W183: Yes this part looks better.

MM: Perhaps if you just look at this part of the hair. Let's try H56 plus 2

W183: That is worse.

MM: Let's try 57 plus 1

W183: It needs to come down somemore.

MM: Okay, let's try H134

W183: No

MM: Do you like that?

W183: It likes comes down to here then gradually gets longer

MM: Not like this/

Let's go back to what we had. Was it higher up? Could you see more of his forehead?

W183: Yes

MM: Let's stay with H133 minus 1

5 in. W183: Yes, that is the closest

MM: What about H141?

W183: No

MM: H133 is better?

W183: Yes

MM: Okay we will stay with that. Is there anything else you would like to change?

W183: The hair comes down and then back across the ear.

MM: Okay we can draw that in.

Now what type of rating would you give this image?

W183: Maybe a nine.

MM: Okay, would you step back across the hall, we have.....

W183: I would like for you to take the lines under his eyes off.

MM: Was the shape of the eyes correct?

W183: Yes

MM: If the shape of the eyes are correct the lines are really irrelevant.

W183: Okay.

MM: Because I could not get the shape of any other eyes that would not have the lines in there, that would look closest to his shape.

Well, maybe let's try E18

This might change the looks some.

W183: I think the other ones are better.

MM: Okay you like the shape of the other eyes better even with the lines?

W183: Yes

29 min.

Time 3:10
Date September 30, 1975
Witness 202
Target 101
Technician Verle Molik

W3. 1105

T Let's start with a basic oval shape for the face. And if you could describe the chin line for me.

W Okay, it was basically what you have already there. The whole head was more or less pyramid top with the ah you know.....

T It was oval?

W Umhuh.

T Okay. So, this is basically the chin line. It was rounded at the bottom. Okay, how about his nose?

W Okay, ah flat and wide.

T Was it situated in the normal position of the face?

W Umhuh.

T You said broad and wide?

W Umhuh.

T Did the nostrils descend below this middle point or did they ah the nose didn't turn up or down maybe?

W No, it was just ah sharp well flat would be about the best word for it.

T Umhuh. Okay,

W The hair was spread apart. His eye brows were far apart.

T Was his nose broad up there?

W Umhuh.

T Okay. About like that?

W Umhuh.

T Pause The ah these things on the mouth were they long, were they far apart?

W Yea, fairly wide. The upper lip was large.

T Ah, first of all is the nose broad enough? Or is it would you change the nose in any way? Or we can go ahead and get the other features in.....

W I think the nostrils could have been a little wider as compared to the width of the nose.

T Okay. Pause Oh, we forgot to do this. We fill this out first. Okay, the approximate age of the target?

W Mid 20's -----24-----25.

T The build----was it slender, medium or heavy?

W Medium.

T Color of hair?

W Ah, black.

T Color of eyes?

W

T Complexion?

W Ah, black, dark.

T Was it smooth, wrinkled, any scars that you noticed?

W Smooth. Not any scars.

T Accessories---glasses, beard, mustache.

W Light mustache, real light.

T You mean likght as opposed to heavy?

W Yea. And ah sort of lamb chop side burns. And then a real light beard.

T Okay, here we go. The nostrils were Be likd this. Okay, what about the mouth?

W Okay, both upper and lower lip were about symmetrical... Both fairly wide.

T Umhuh. Was it a straight mouth?

W Yea.

T As opposed to the curves in the middle.

W I would say more straight.

T Alright. Is this the approximate width of the lips?

W Yea.

T Could be a little wider? About like that?

115
1107

W Umhuh.

T Alright, the chin, should it be longer in relationship to the mouth?

W No it was shorter. A little bit more rounder.

T A little shorter?

W Yea. Pause Pause Pause.

T You choose that or a little rounder still?

W

T Okay, let's go to the to the side burns. Could you see his ears at all?

W Ah, what I could see they were small.

T But you could see them a little bit.

W Umhuh.

T Alright and the side burns would come down I'd say right down to here? Or....

W Yea. On him they come this much far to the cheek, looking straight ahead.

T But they covered the entire face?

W Yea. The beard more or less out lined the chin. _____
It was under the face more.

T It was kinda like a shadow?

W Yea.

T Even lower than this or about.....

W About there.

T You think that's about right for the side burns?

W Possibly a little lower coming down.

T Too low?

W No.

T Okay. Ah, you said a light mustache, a thin mustache?

W Umhuh.

T Ah did it droop, did it turn out did it do any thing?

4116
1108

W No, it just more or less came to the corners of the mouth.

T Like that? Was it thinner than that? Did it meet in the middle.

W Well not that type of thin.

T Oh, the hair.

W Yea, the hair was thin.

T Okay. Ah, did you see the top of his lip? Did it extend down over his lip?

W No. It was you know regular width, just thin.

T Umhuh. Okay, the hair shape. How much of the fore head did you see?

W He had a fairly low fore I mean you know low I guess would be the ^{word}~~end~~.

T

W As I said they were far apart. Farther than normal.

T Farther than the nose width?

W Yea. This could serve as a triangle right here.

T Okay. Were they arched, were they straight across the face?

W Just a small arch. They were very long.

T Were they thick?

W No.

T Thinner than this?

W Yes.

T About that shape?

W Umhuh.

T Were they extremely hairy?

W No. Pause.

T Okay, so you--the fore head was low?

W Yes.

T Straight across or was there a part in the hair?

W Ah, no he more less of an afro. Might be the rounded type.

1117
1109

T Okay. Ah, how about the fore head. Was there a distant permanence of the middle fore head. Was it straight across all the way.

W It was straight. The only real problem is that it was almost like a triangle through in here.

T Umhuh. So the afro was just-----this is just for starters. A little wider in through here.

W Good. It was ah, the whole image was more or less like this. That shape.

T Was it fuller. Was it flat on top or round?

W It was more flat than it was round.

T You see any drastic changes that you would make at this stage? Was it kinda squared off here or.....

W Okay, I believe ah bring the hair line a little lower.

T We have the top lowered too you think?

W No, the top was about like that and possibly having the sides come out just a little more covering a little more of the ear.

T Okay, about like that? Okay and the eyes are they wide set., wider set?

W Umhuh.

T Ah, almond shaped, round.

W They were ah they weren't round really weren't. I'd say----what's an almond shape?

T Ah, the average eye.

W They were thinner than an average eye. Okay, thinner than average then.

T

W Yea, the bottom portion was, I'd say that'd be where it came in. They were flatter across here than average.

T Did they turn down or up. Do anything peculiar?

W No, not really.

T Okay. He have heavy eye lashes?

W About just normal.

T How about bags under the eyes?

W No.

T Large pupils perhaps or just regular?

W That's about right just like that.

T Too small, too large, just about right?

W About right.

T How about bags under the eyes. You've already answered that. Were there any?

W No.

T Could you see the entire upper lid or just this half? Could you see it at all?

W I really don't know. I didn't notice.

T Alright. How about the cheek bones? Were they prominent?

W I'm trying to put my finger on it. It looks like the whole things' too thin or something.

T Okay, let's do a little bit at a time until it looks like the image.

W Well it seems to be this part that's too thin or something.

T Okay. Ah, even more did the hair need to come out more, ears?

W No.

T Or just the facial. How about the chin, should it be a little wider?

W You might make it a little more rounder.

T More fuller. How's that?

W Yea.

T I need

W Yea.

T Do you think that's too long or.....

W

T What kind of a shirt did he have on. Do you remember?

W No, I don't.

T Normal. Okay can you change the eye maybe in relation to the nose. Is it ah, as you remember it?

W The fore head and what ever this part of the face is called---the eye brows it extends. That one's a little more prominent.

H20
1112

T What if we make it a little more prominent.

W The turning up right here on the eye I think you know more flatter right there.

T Right here?

W Yea.

T Any time that you think you might be able
to draw something a little better than me just
feel free to do so. Like that maybe?

W Yea.

T A little thicker. Ah, did this slant off or did it continue? This prominent
Did it straighten out here and just stop or maybe did it
follow the shape of the eye brows?

W It more or less followed around.

T Is this area prominent? Or just regular.

W No, it's just regular.

T Does this help at all by darkening the hair line? Put his mustache back
in there. Was it straggly do you think or was it fuller?

W It was not a prominent nose opposed to his skin color. Pause Pause

T Shape of the eyes. Were they little flatter across here maybe? You think
that's about it. Can you remember anything that might change it at all?

W Oh, not really. I think if I told you anything we'd just

T Go round and round.

W Yea.

T Okay on a level of one to ten, with 10 being closest to the likeness,
how would you list it?

W Ah, I'd say a 6 or 7.

T Okay. And can you give me the time?

W Ten til four.

T Any changes, anything at all? That's it. Okay, that'll do it.

The End.

Date
Time
Technician Richard Fowler
Target 103
Witness 206

HST
1113

T What I'll be doing is getting a interview of this of this person.

W Right.

T First I'll take some general information and then from that general information I'll construct a general sort of face. Okay, I'll construct it using this ah identi-kit which has a set of different features on each piece of plastic is a feature and we put them together and they look like a face maybe. Okay, so---okay this was a black male, right?

W Black male, right.

T Okay, about how old was he?

W About 21.

T Okay. About how tall would you say he was?

W About 5'3".

T ^{He was} Short huh?

W Right. Wasn't too tall.

T How would describe his build? Was he heavy, or thin or medium?

W He was thin.

T Did he have black?

W Black hair.

T Okay, did he wear glasses?

W No.

T Did he have a mustache ?

W He had a teny weeny mustache and a little bit under his chin.

T Okay a little mustache and a little beard.

W Right.

H22
1114

W He might be one or two inches more. Maybe four inches. I don't know.
5'4"....

T Is he taller than I am?

W No.

T Well okay he's short.

T Okay, so I put this information and put together. Okay well after I get them all together, we'll start changing them. C-30 minus 2, N-8, E-69, J-34, D-21. Okay, now we'll try to put some hair on. Did he have very, medium or....

W

T About like this maybe?

W No. he have more up here.

T More on top.

W Yea.

T Maybe like this?

W Right.

T Okay, I'll try that. H-149. That much?

W Right. But it's medium. Almost little.

T Little bit smaller, okay.

W Right bout this much.

T Would one of these be better perhaps.

W *Yes one maybe.*

T Okay, H-157. H-65.

W The shape is like this. But it's more afro than that.

T Okay, we're limited by our particular foils as you call them.

W I know.

T So, out of these three which looks most like it.

W Um, I guess this one is most like it.

T Okay, we'll leave that one on for the time being. H-149. Okay, now from here what looks least like the person that you looked like.

W The lips is so thin. He had very thin lips.

~~1123~~
1115

T Very thin lips?

W Right.

T Okay.

W And he has a thin mustache.

T Oh, okay. Let's get the mustache on. B-4. Do you like that?

W No.

T Okay, how was it different?

W Like this.

T Okay. B-6. Is that more like it?

W Fine. *Better.*

T Okay.

W *Some stuff up here too.*

T B-3.

W Right that's it.

T Okay.

W Thin lips.

T Thin lips?

W Right.

T Does 190 do it?

W Right.
women's eyes huh?

But these are all

T No.

W No.

T They're both.

W Both. Doesn't matter? Okay I guess these.

T Okay let's try
different when they're
on. . Sometimes they look rather

W Right.

1124
1116

T L
6-14.

W

T Something like that?

W Right.

T How about the ah...

W The nose? His nose was pretty good. At the top of it it I guess.
Thinner than these. But it still was chubby.

T Fairly broad.

W Right - this one

T Okay I was trying to find one.

W This one may be the best

T Okay let me try that. M-12. Is it that thin?

W Right.

W Bring one more maybe.

T Which one?

W This one.

T N-07.

W . I guess the first one.

T Okay, N-12.

W And his face was thinner than this.

T Was thinner?

W

T The ah you mean like his chin?

W Umhuh. And his chin had _____.

T Did it come----was it sort of pointed at the bottom or was it ah did it come
down like that to a point or was it perhaps more square.

W Well like a regular one. You can't it come to a regular point. Maybe like this.
It wasn't like this. It was more like this.

T Okay, but it was thinner than this right?

W Right.

H25
1117

T Okay. C-12. Let's see if there are any more chins. Those are all bigger.

W No, this one's fine.

T C-12. How about his eyes?

W His eyes was little. Very little. And over here is small too. You know.

T Okay.

W

T Okay, try that E-22. Like that?

W Right.

T Were they this wide? Were they this far across? Fairly wide?

W Fairly close.

T They were like this but maybe a little closer together.

W If you want.

T How are these with respect of shape? Were his eyes shaped like that?

W Well his shape is little. Almost tricky eyes.

T Small eyes, okay.

W Small and his eyes looked tricky to me.

T Okay. E-23. Does it look any better?

W Ah, not really. Hair is fine but there was some stuff over his face.

T Okay, let's try another. E-17.

W Sorry. *...think his eye is best. I'm clanking about his hair again*
He had a little afro. This is a big afro., but the shape is fine.

T Yea, I guess what we ought to do is see which of these gives the best overall impression., of what he looks like. Okay but the shape up there. Was his forehead shaped right?

W No, the forehead was straight and almost short ^{is more} and long.

T Okay. Let's try

W *Forehead is too wide.*
So I guess that looks better than that.

H26
1118

T Put it down any place? Put it here?

W Oh, down there.

T Move it down like this?

W I think this is better.

T H-157.

W Okay his face is not as long as this one is.

T Okay, we'll need to shorten it up a little bit.

W Right. It is a little long but then too long.

T C-1. Is it any better?

W Yes.

T How about his eye brows?

W Eye brows? His new hair is not very obvious. Doesn't look like this.

T Okay, how are these with respect to shape? Were they shaped like this.

W Okay, no. The shape was like this. And over here goes a little of it off. Not like this.

T Maybe something like this?

W No.

T No.

W Want to try this one.

T These are heavier.

W Those are heavier, oh no. _____

T These are the ones that are not so heavy,

W This is all you have here? How about this one? Is it _____

T We'll try and find out. D-16.

W No. How about this one?

T D-33. ~~His eye brows is not off so. This makes a very.~~

W His eye brows is not off so. This makes a very.

1127
1119

T Well we can make them less obvious. By putting them down here.

W Okay.

T If the shape's not right.

W Shape seems okay.

T That seem any better?

W Ah right.

T Let me slip these on and see how they look. D-33.

W Okay. This is fine. That is too much already. ~~XXXXXXXXXX~~

T About like that?

W Right but a little closer.

T Okay. Good. ^W Okay, and his ^{hair} head is not obvious too. You know not too obvious. This is too dark looking. I guess 1. Okay he ^{some} hair over here. You cannot put it back. Or some hair over here. A little hair from his ^{hair} ~~XXXXXXXXXX~~. Ughugh. That's too much. *

T

W Right.

T Okay how was ah, was his forehead this high? Was there this much difference where his hair started and where his eye brows were?

W No, little.

T It was smaller.

W Smaller.

T Does that look any better?

W Right.

T Was it perhaps any smaller than that?

W A little more maybe, smaller.

T Try that. Plus one.

W His chin wasn't too like this. The whole fore head is fine right now.

T H + 1. Does that look any better?

W Okay this is fine but this is not fine.

T Okay the chin wasn't that long huh?

1128
1120

W Right.

T C minus 1.

W Still it not look like that.

T C minus 2.

W Yea, this is good. See his hair is not as this is. His hair
come up from here. And doesn't have all here too much.

T Right, well I guess....

W They don't have it.

T Yea, they just don't have it.

W And he got his over here come off and go down in in his lips.

T Umhuh.

W

T What about that?

W Um....

T A-16.

W You don't have ah you know?

T Striaht up and down.

W Yea.

T Yea, I think so. A-15.

W Right. That looks better down.

T Ccscps.

W Down, down.

T That'll do it. This is as far down as it goes. I think....

W Oh, really.

T Let me see what else.

T A-26. This

W This goes over

T Like that?

H29
1121

W That's fine. Can it go a little more down?

T Yea.

W Okay.

T Okay, well I to ask you to rate how similar this image is to the person you saw. If ten were very high, very very similar and ah one were very dissimilar, about where would you rate this?

W You mean which one is not similar?

T Well a low would indicate that this doesn't look at all like him and a high would indicate....

W This looks very ~~XXXXX~~ little like him.

T About a four or five.

W Look four from ten.

T Okay. So I guess that's it.

THE END

T 120
W 240
Identakit
Richard Fowler

1122
1280

T This is an Identakit, and the way it works, is that we start with a an average kind of face, and then we'll change that face until it looks somewhat like, hopefully, the person you saw. So, first I'll take your description of that face, to get an average face. The target was a Black male, right? Okay. About how old would you say he was?

W 20 or 21.

T How tall?

W About 5'10 or 5'11.

T And, how could you describe his build, heavy, slender, or medium?

W Medium.

T What color hair did he have?

W Black.

T Did he wear glasses, have a moustache or beard?

W Yeah, he had a moustache, long sideburns, and it looked like he was trying to grow the beard together.

T What was his hair like?

W It was an Afro, about an inch and a half long. It was rounded all the way ~~all~~ around.

T I'll try to pick one outthat looks kind of like that.

W It was well-shaped. I'd say that looks closer.

T N 8, C 28, E 68, L 34, D 21, H 157. What about this face, this image, looks least like the person you saw?

W It's too long. He had a kind of shorter, rounder face.

T What about the angle of the chin here, or how round it is?

W It was a little more squared.

pause

T C 23, is that alright?

W Well he didn't have this chin coming down. It was just kind of straight jaw all the way across. Kind of like Muhammed Ali, that's what I kept thinking. Well, You know how he has a straight chin...

T Let me try that. C 40. Is that...?

W Yeah, that's a little better.

T Is it more straight across than that?

W It's just more...ah...that makes him look kind of fat...on the sides of the cheek. It was a strong chin, you know.

T Okay. C 1.

W Yeah, that might do it, after you put the sideburns on.

T Okay. We don't really have too much in the way of sideburns. H 151. Something like that?

W Yeah, it's alright.

T You say he had a bit of a moustache?

W Yeah. Well...this is the only sideburn you have, I guess, huh?

T That's the closest one...

W What about a beard?

T Okay...did he have any hair on his chin?

W Yeah, uh huh, it came down like this, and kind of cut off ^{right here,} ~~like this?~~ With a ~~me~~ moustache and then, uh, he was just growing this. Okay, those wouldn't really be too much like it.

T Let me try this, B 26. Of course, it covers up his lip. But, would it be anything like this?

W Um, no, he didn't have any, really, hair down here.

T Oh, that's right,

W It came from here up.

T Okay, what was...

W Yeah, this is ^{hair with} ~~falling~~ about like that...it came down about to just below his lip on the sides. It's rounded like that.

T B 4. Okay, like that?

W It was a thicker...

T B 18.

W I don't know if you have any with a space in the middle, and it's more uniformly.. well, it looks like it's rounded here at the bottom of the lip too.

T Okay, well, let me try one or two more. B 5. Would it be like that?

W That one might be the closest one so far. It still needs to be a little bit further down, around the lip.

T B 6. Is that any better?

W No, I think that was the best one.

T B 5. Okay. Okay, now from here, what looks least like the guy you looked at?

W These lips are too fat.

T Too fat.

W He didn't have thin lips, but they definitely weren't that fat.

T How are they...well, let's try something. L 25. Were they anything like that?

W Um...let me see another one. Do you have anything?

T Yeah, how might his have been different from this?

W Yeah, those look more like a woman's lips for some reason, the way they curve around so much.

T His didn't have quite that much...

W No, they were...

T L 16. Like that?

W No, I think that's..no, because he had more of a, just a little bit of a larger upper lip. But, not so much of a fat lower lip.

T Okay, L 5.

W I guess that's about as close as you're going to get.

T So, his lips didn't have much curve to them. They're pretty straight across, huh?

W Yeah.

T Okay, how about that nose, what was his nose like?

W That's too fat and it looks too flat. You know. He didn't have a nose like that on most black guys.

T N 12.

W Yeah, that might be...that's pretty close.

T How might his nose have been different from this?

W Um...it might have been just a little bit smaller.

T How about this? How much his nostrils showed, did it turn up?

W Yeah, that's about the right...

T N 37.

W No.

T How was it different from this one?

W Well, it's ~~too~~ too long and narrow. It's not that much closer.

T N 28. Anything like that??

1124
1287

.. no, that one's still the closest.

T Okay, we'll go back to this one. N 12. Okay, how about his eyebrows? 1125
1283

W Those are too close to ~~ey~~ the eyes in there. These were kind of rounded like his moustache were. And they were thick and they almost...they had some hair coming in toward the middle where they almost were joined.

T Okay, They were curved?

W Yeah.

T They were fairly prominent, too? Fairly dark?

W Uh huh, they were just like his moustache.

T D 40. Okay, like that?

W Those 1 just look too bushy. These were thick and dark, but they weren't this raggedy

T D 36. Is that any better?

W Do you have any that's not as high on the outside?

T Okay. D 45. Like that?

W Yeah, I think that's closer.

T How do his eyebrows differ from this?

W They didn't have these...rounded toward the middle here, instead of coming down and jutting back. And, of course that hair in these eyebrows look kind of long. His wasn't long hair, it was just thick.

T D 64.

W Yeah, I think that might do it.

T Okay, how about his eyes? What were his eyes like?

W Well, those are pretty close, except they are a little too wide.

T Too opened up?

W Yeah, too opened up~~1~~. They're shaped pretty close. They were a little bit on the small side.

T E 45. How about those?

W Um...those look a little too sneaky.

T Sneaky? Too narrow, or too narrow and wide?

W Well, now that you've changed eyes, these eyebrows are too far away from these eyes.

T We can move the eyebrows down a little bit.

W These are more sneaky. His are more friendly.

W Those might be just a little too narrow.

T E 43. I don't know if these are going to be any less sneaky. Anymore friendly?

W Still pretty sneaky. Those are better.

T How are his eyes different from these?

W Well, his eyes were small, but they seemed like they showed more white, than these did, though. They're about that narrow.

T E 16.

W No.

T E 66.

W Um...can I see those on there again?

T Sure. E 45, or rather E 43.

W I don't know, but that eyes eye looks like it, but this one don't.

T Okay. E 15.

W No.

T E 43.

W I don't know, if you could try to adjust the hair to come down...not so high of forehead.

T H plus 1.

W Wrong hair. pause

T Is that any better? We can bring it down more, if you want?

W No. One more. One looks a little high, and the other looks a little low. I guess we might as well leave it up there.

T Okay. H 0- zero. What about the distance from his eyebrows to his eyes?

W That looks about right.

T What about the length of his nose, you know, if you consider from his eyes down to the end of his nose. Was his nose about that long?

W It might be just a little bit shorter, I don;t know?

T We can see how it looks. It's going to take you farther away from the mouth, but... ~~N-minus-1~~ we can change that if it looks funny. W minus 1.

W Yeah, I think that does look better.

T Okay, but now the mouth and the $\frac{2}{1}$ is down too far. CLR minus 1. I think maybe... How about this distance from his nose to his mouth? Is that about right?

W You moved everything up in proportion?

1126
1284

T Right. Uh huh.

W Yeah, I think so. He had kindof a small head. It was all pretty compact. 1127
1285

T What about how big his chin was? Like, the distance from his lips to the bottom of his chin?

W It might be a little bit....well...if I keep saying it's shorter, I'm ^{afraid} ~~afraid~~ he's not going to have a head at all.

T C minus 2. Is that too much?

W Yeah, that makes him look a little bit too small.

T Okay, we'll take it back to

W That looks pretty much like him, if he was in a kind of mad mood.

T Well, if 10 were...well, what I want to do is rate how similar it is...and consider 10 to be very similar to the person, and 1 to be not very similar to the person, about where would you rate this?

W Um...I think....6 or 7.

T Okay, 6 or 7, which one?

W Um...I'd say 7, if you had a round moustache on him.

T I'll say $6\frac{1}{2}$

The End

Date October 21, 1975
Time 3:20
Witness 257
Target 128
Technician Frank Duncan

1293 1128

T Okay, you're pretty well familiar with the procedure then?

W Right.

T Okay, what I'm going to ask you to do is go ahead and look through the hair styles in this book, to see---well before I do that I need to ask you some basic questions about the person that you saw, okay.

W Okay.

T Ah, what race was the person?

W Black.

T Male or female?

W Male.

T About how old was he would you say?

W He's about 21.

T About 21?

W Umhuh.

T You put him in this age bracket between 21 and 25?

W Umhuh.

T Okay. About how tall was he would say?

W He was sitting.

T But I mean approximately.

W Maybe 6'1".

T 6'1", so he was rather tall?

W Umhuh.

T Okay. What type of build did he have?

W Medium.

T Black hair I presume?

W Yes.

T Was he wearing glasses?

W No.

T Did he have a mustache?

W No.

T No mustache? A beard?

W No.

T A goatee--nothing. Sideburns?

W Just average side burns.

T So they weren't large then, they weren't bushy?

W No.

T Okay. Ah, any noticeable wrinkles or facial scars?

W No.

T No. Okay. Now what I'm going to do is make a standard face based on this information and while I'm doing that I'd like for you to look through the hair styles here. We don't have that many afros in the kit. In fact we only have 3. So which of those three would you say ah is closest to the one he had. Okay. H-157. Let me get this basic face made up here. N-08, E-69, L-54, and D-21 and you said he was tall and medium right?

W Umhuh.

T Okay. C-20. When I put the face together I want you to look at it and ah tell me what you think is wrong with it and we'll start making changes, okay but let me put what I have here down first.

T ~~Yes.~~ L-34, and N-08. And E-69, D-21. Now the hair style you selected was this one here, correct.

W Right.

T H-157. Okay, that about the placement of the hair style or should it go down some more?

W That's about right.

T About right?

W Umhuh.

T Okay. Now ah looking at the face that we have here, ah what do you dislike about it, what would you like to change and then we can start making those changes.

W The lips are much too big.

1294
1129

1295
1130

T Okay.

W The nose is much too wide.

T Okay.

W The eyes are too wide.

T Okay.

W The shape is wrong. The shape of the face.

T Okay, what about the eye brows?

W They are too bushy.

T Too bushy, so it looks like we better change it all.

W Right.

T Alright where would you like to start?

W The lips.

T Okay. What do you remember about the shape of his mouth?

W It was some what wide but his lips were like thin and sharp.

T Thin and sharp. Okay, what do you mean by sharp?

W Ah.....

T Were they narrow lips were they wide lips

W They were ~~in~~ some what narrow ah vertically they were narrow but ah horizontally they were sort of wide.

T Oh, okay. Okay, you said they were kind of narrow. Were they ah something like any of these here, like this here?

W Um, let's see. More like that.

T More like those. You want to try L-29 then?

W Try it fine.

↳ T Okay. Let's see what do we have on there now L-34. You saw 29. Is that a closer approximation of his lips?

W Yes, that's much closer.

T Of the lips that he had.

W Right.

1296
1131

T Was it any wider than this or is that about the - the width of the mouth?

W That's about right.

T What about the shape then? Was it flat across the bottom like that or was it more rounded?

W It was flat like that.

T It was flat like that?

W Umhuh.

T Okay, do you see any others on this page that look like they may be closer to it? Often times it will look different in the book than it does when we put on top of the stack here so it might be a good idea if you think one of these others might be it we'll just put it here and have you look at it.

W Maybe this one.

T Okay L-28?

W Umhuh.

T Okay. Say out of those two ----there's the other one.....

W That's better.

T You like this one better.

W Umhuh.

T Okay. Ah, okay we're getting a little bit smaller. Is that too angular this one here as far as the upper lip goes to be it or was it more flat like this one.

W It was more flat like that.

T Flat like this one. What about this one here?

W No.

T Why don't you look through----now these are all the lips we have here, here and over here. If you can look through these and see if you find one that looks a little closer and I'll put that on and perhaps we can narrow it down. Were the upper and the lower lips about the same size?

W Umhuh.

T About the same size?

W About the same.

T Okay, you notice here this one's a little bit smaller at the top. Do you want to try and find something that has a upper lip that's about the same size as the lower lip?

W No, I like that. I think that looks good. It looks like him.

T That looks like his mouth?

W Yes, it does. Now that's the one that looks closest.

T Okay. What would you like to work on now then?

W The nose.

T Work on the nose.

W Umhuh.

T Alright we've got N-08. Okay, you said that ah his nose was wider than this?

W No, it's narrower than this.

T ~~Okay~~ Narrower than this. Okay.

W Right.

T Okay was the nostrils visible as they are in this particular

W Not that much.

T Not that much. Did it point up or point down. Often times if the nose points down it masks the nostrils.

W It was. It pointed down.

T Okay. But it wasn't quite as wide as that.

W No, he had a narrow pointed nose.

T Narrow pointed nose?

W Umhuh.

T Okay, were the nostrils flared as they are in this diagram here?

W No.

T Okay, so it wouldn't be anything like this? That's too rounded.

W No, that's too big.

T Too big. ^{pointed down.} This is the nose we have on right now. This one here. Ah, something like this, this is more.....

W Do you have any pointed noses?

T Pointed noses.

W Pointed noses.

1297
1132

W Not these style of nose. Something more like this.'

T Something more like this one here?

W Umhuh.

T Okay, let me put that on. N-35. So he had a rather small nose, then. He really didn't have a large nose at all.

W That's about right.

T That looks better?

W Umhuh.

T We don't have that many smaller noses, we could try 37 and get your reaction to that, that one points down.

W But this part is too big. It looks chunky, bunky, whatever.'

T Umhuh.

W The lower part is too big.

T Yea, this hangs down too far.

W Umhuh.

T Instead it would be like about there, where that one is.

W Right.

T Okay. Here's another nose that's close to that one there. It's a little bit more rounded.

W No, his nose wasn't that rounded.

T It wasn't rounded?

W He had a pointed nose. Similar to yours. Pointed.

T Well, okay, alright. This can be---see that's pointed there but the nostrils are rounded.

W Right. His nostrils were not rounded either.

T Okay. That's about as close as we can get huh?

W Umhuh.

T Okay, what would you like to work on now?

W His eyes were deep set eyes. These seem to be just ah like his ah the same just about like the face, is. _____
His eyes were deep set.

1798
1133

then

T Okay deep set. Ah, were the upper and the lower eye lids visible?

W Yes, I think so.

T Okay. Were they slanted or were they straight across?

W Straight across.

T Straight across.

W Umhuh.

T So they didn't-----see how those slant down. Something like that?

W Umhuh.

T Or could you see the upper eye lid?

W Something like that.

T Okay. ^{You want to} Try these then? E-17.

W Yea, that's fine.

T Move E-69, we'll try E-17. Okay.

W Looks about right.

T Looks about right?

W Umhuh.

T We could try some wider eyes.

W No, his eyes were narrow.

T Oh, they were narrow.

W Narrow and deep set.

T Okay. Here's a little bit different one. It's kinda the same---it's similar to that one except that you have the narrow upper eye lid. You want to try that one and see what it looks like?

W Okay, we can see what it looks like.

T Okay. Out of these two which one do you prefer?

W The other.

T The first one?

W Right.

T Okay. Is there anything that bothers you about those?

1799
1134

W This should be higher up.

T Higher up?

W They're too low down. Yea, something like that.

T Something like that?

W Umhuh.

T Okay, so it's mainly, just the placement, and not the way they look.

W Right.

T Okay. Is that about the right placement now in accordance with the nose?

W Umhuh.

T What about the nose and the lips? Is that about where they were?

W Yea, that's about right.

T Okay, cause I can move these up and down or I can also move them up and down in the stack and lighten the color of it. Do you want me to----- is the color right on the eyes or do you want me to make them a little less intense?

W That's about right.

T Okay. You want to work on the eye brows now?

W Yes, they were much thinner.

T Eye brows, okay. Ah, what type of shape were they? Were they straight across or

W Yea, they were straight across.

T Straight across. And thinner. Were they this thin?

W I'd say that thin, yes.

T Okay. So there weren't that many hairs then.....

W No.

T Okay, you want to try this one?

W Fine, let's try it.

T We've got D-21, we'll try D-82.

W That looks about right.

T ^{looks} About right?

1300
1135

1301
1136

W Umhuh.

T Is that about the right distance from the eyes?

W Yea.

T Okay, why don't we try this one and out of these two see which one you like etter.

W Okay.

T Cause they're roughly similar. D-81. That seems a little heavy.

W Yea, those are too heavy.

T Too heavy?

W Umhuh.

T Go with the first ones?

W Right.

T Okay, Let's see D-82. Okay, why don't you look through the well ----I don't think we can get any better than those cause all the others are ah quite a lot thicker than the others. You see ~~any~~ any here that might be a little closer?

W No, I don't.

T Okay.

W Those are about right.

T Okay. What would you like to work on now? The shape of the face?

W Yes.

T You mentioned that was wrong. Okay, ah what type of face did he have?

W I think he had a diamoned shaped face.

T Diamond shape so it was ah a pointed chin visible.

W High cheek bones.

T Okay. High cheek bones and pointed chin. Something like that?

W Umhuh. Right, something like that.

T Okay. Let's try C-47. Was his ah, did his chin jut out?

W Not that much.

T No. What do you think?

W I think maybe his cheek bones were higher. They ah protruded more. This part of his face was more sunken in.

T Um. Would maybe that might work.

W No, try this.

T Okay 42?

W Umhuh.

T Okay.

W That seems more like his face. The shape of the face.

T What about the distance of the mouth from the chin? You want me to move the move it down a notch?

W No, I don't think so. Looks about right.

T Looks about right?

W Umhuh.

T Okay.

W Yea.

T Let me try the thing here which might work. Seventeen. This might bring out the cheekbones some what. Does that help or hinder?

W I think that um. Maybe that hinders. Let me see it the other way one more time.

T Alright.

W I like this better.

T Okay. That makes the cheekbones stand out a little more. So that's age line A-17. Okay, ah let's see I think we've done about all that we can do unless ah why don't you quickly glance through these chin lines and see if there might be something a little bit closer, okay.

W Okay. That's about right.

T That's about right?

W Umhuh.

T Okay, you like the placement of all the features ---anything you'd like to change?

W Ah, the hair line is too far above the eye brows.

T Okay we can move that down. Is that too high or.....

1307
1137

1303
1138

W Let's bring it down just a little bit more.

T Okay. Down one more?

W Let's see. That looks about right.

T Does that look better?

W Umhuh.

T Okay. Okay you fairly well satisfied with what we have here right now then?

W Umhuh.

T Okay, if you were to rate this face on a similarity ah comparing this to the person that you saw how would you rate it. Say if one means it doesn't look at all like the person and ten means it looks exactly like the person. How would you rate this?

W Seven.

T Seven?

W Umhuh.

T So we are starting to get close. What is it that bothers you about this face?

W The ears are much too long.

T Oh.

W His ears were as they were in hiding, you know.

T Yea you couldn't see them.

W You had to look for them. They were back there though.

T Yea, I know I've had a lot of people say the ears are you know..... But the problem is is that you'll notice that we don't we can't manipulate the ears.

W Maybe they were more like this shape. The ears are long you know, they seem to come way down. His were like curved over as if he was listening for something. You know kind of sticking out.

T Oh, the ears were visible then.

W Yea, they were visible but, this shape of ears is wrong. The ones that we're looking at on the picture.

T It's kinda hard to ah make the ears visible when the hair style covers the top part of the ear.

W But you could see his ears.

T Yea.

W Yea, you could but I know what you mean though.

T There's no way if I put it in front or behind..... Well maybe I've got an idea. Then his ears are going to be so much more noticeable. But his ears were smaller though?

W Yea, much smaller.

T What about that one? C-30?

W I was looking at that earlier. I wondered about that also.

T Want to try it?

W Okay, let's try that.

T Okay. Let's see what is it. C-30.

W No, I don't like that at all.

T Too thin?

W Umhuh. It destroys the shape of his face.

T Yea, it doesn'tThat one. Did we try that one?

W No we didn't try it.

T You want to try it then?

W Okay.

T Okay, C-37. I can already tell that's not going to work.

W No. It gives his face a more rounded look.

T Yea, it sure does. C-32. Which do you prefer with the hair style, over the top or in the back like that?

W The hair over the top.

T Over the top?

W Umhuh.

T Not that much we can do about the ears.'

W No, it's not.

T But ah are you pretty well satisfied with the other features?

W Umhuh, yes I am.

T Okay. Would you like to work on it some more?

W No, I wouldn't, I think that looks good.

1304
1139

T Okay, so, is the rating still unchanged or.....

W It's still seven. Imhuh.

T Okay. Let's see what time it is. It looks like 3:50.

1305
1140

The End.

Date October 22
Time 1:20
Witness Number 259
Target Number 129
Technician *F. Duncan*

~~1306~~
1141

T What race?

W Black.

T Male or female?

W Male.

T Okay about how old would you say he was?

W 22 or 23.

T You would say this age bracket here?

W Yes. umhuh.

T About how tall was he?

W About 6'.

T Okay so you would describe him as being tall ?

W Yes.

T Alright. What type of build?

W Ah, muscular.

T Muscular? Was he square maybe?

W No, no, no, no, no, no. What is square?

T Wellmedium , it's not heavy and it's not medium.

W What's square?

T I think square is close to muscular.

W Alright.

T What ah, I guess it would be black hair?

W Umhuh.

T Okay, was he wearing glasses?

W No.

1307
1142

T Did he have a mustache?

W Yes.

T Okay, did he have a beard?

W No, yes.

T It was a mustache and a beard?

W Umhuh.

T Alright. Okay. Any noticeable wrinkles?

W Wrinkles?

T Yea.

W Well under the eyes,

T Okay. Facial scars?

W No.

T Okay. What I'm going to do is make a face based on the information that you've given me. Now while I'm working on that, I'd like for you to select from the three hairstyles that we have, we only have three, the one that looks closest to the hairstyle that he had. We don't have very many afros. Here's one here's one, and here's one.

W No, no, no, .

T None of those huh?

W He had an oval face. Perfect oval.

T Okay. Alright this is just for the top part of the ah, this is just the hairstyle, we manipulate the chin line.

W Okay out of these three it would be this one.

T This one here? Okay let's see well I don't think he, some Negroes have straight hair. Let's see. He didn't did he?

W No, he had short hair.

T Okay. What I was talking about was was he paper corn on top of the hair?

W No.

T No, was it straight?

W No, it was _ _ _ _

as far as the

1143

1308

T Okay, alright. So you'd would say ~~first~~ of three styles it would be this one here would be closest.

W Yea cause he doesn't have

T Okay. H-157. N-08, A-69 L-34 D-21 and tall and square. C-34 plus one. C-34 plus one. When I've finished working on at least getting the basic face here I've like for you to look at it and to tell me what you think is wrong with it and then we can make any changes that you'd like...to make. L-34, Okay, N-08 E-69 D-21. The hair style that you selected. Would you look through the hair styles quickly, there might be something closer, probably not but there might be. We're rather limited on the ethnic hairstyles. We're even limited on the white hair styles too cause they're rather... Why don't you look at this face here? Okay, now that we've established that and da tell me what you don't like about it, what you'd like to change.

W The eyes, eyebrows nose and mouth. What is this?

T This is the chin.

W Take it away.

T Take it away, okay. You want to start out with the facial shape, do you remember the facial shape?

W Yes, oval. Pointed, oval.

T Okay. Okay, let me take off the chin line here. Pointed oval huh?

W Umhuh.

T There's a chin line there. Okay did he have a wide face?

W No.

T Was it wide through here?

W No. That'll be the closest.

T You want to try this one here?

W Umhuh.

T C-38. Was it straight across the bottom like that or was it more rounded? You said it was pointed.

W Well it's because he had a beard. Alright? It'll be a little bit more skinner and more pointed. It wouldn't be as much as this. But you don't have it here.

T Umhuh.

W This is, these are too wide.

T Umhuh.

W Right there.

1144
1309

T He didn't have.....

W Ugh ugh.

T Square jaw or anything like that.

W Uhu uhu.

T No. What about this one here?

W No he didn't have a He didn't have that wide at all. ~~Very~~ ^{Sturdy} good face.

T Sturdy good face. What about.....

W No.

T No.

W That could be it.

You want to try that one?

W Yea. [^] Okay, try C-30. ^W Alright it's not his face but that's the only thing I've got.

T What about the.....okay, let' s try and see if we can get closer to it.

W I could draw it-----want me to draw it? here?

T Yea sure, go ahead.

W It's like an egg. But there are----Well an egg. Perfect [✓] egg with pointed collar, painted bottom.

T Okay. ~~Explain to me, what was it, xxxxxx~~

T ~~W~~ I don't know, that wasn't.....

W ~~W~~ That's too wide?

T ~~W~~ Yea.

W ~~W~~ He's got small ears.....

T He didn't have that little chin?

W: No, no, no. football player do not have little chins.

T Okay, well. Looks like the possible choices are these three. Say out of these two here, which one do you like best?

W Be that again, that's too wide.

T That's too wide?

W Right.

T Course we closed off, two is the top part here cause we can't seem to manipulate that. I guess it's more of a triangle shape than oval, we'd have to be able to manipulate the top part here.

W Right, Then you won't have any

T Let me see if I can. Wonder if that would give us more of the type of shape that we're looking for?

W Ugh ugh.

T No?

W Go, that's not it..

T Wonder if i moved that up some, what that would do? Nope. Well there's really not that much we can do with the hair style. Was it close cut like this, he didn't have a lot of hair it wasn't.....

W yea, it was close cut.

T Okay. Think I know what you're talking about but we don't have it here. Okay, what would you like to work on now?

W Let's start on the eyebrows.

T Alright. Let's see D-21. Okay what do you dislike about the eyebrows that You'd ?

W All of it.

T All of it.

W They're too wide, too large, thick.

T Okay, the length is too long and the width is too wide?

W Umhuh. Well the width seems okay, they're too long and the width is not, it's not as thick not as bushy. and he had a little bit more . But, they're just little strips.

T Okay, is it straight across?

W Yes.

T Okay. Are his eyebrows light?

W No black.

T Yea, but I mean ah, are they really bushy?

W No they're not bushy at all, he's just kind of sufficient.

T Could they be something like this?

1370
1145

W No, they're not ahAre those the only ones ones you have?

T Yea we've got some others but I was just interested in----these aren't that bushy.

W No.

T That can be . Why not take that one out.
You can look at it. Cause often times it looks different when you place it on here than it does in the book.

W It would be wider.

T It would be wider? It might be those. Get your reaction to them. Too small?

W Do you have any others?

T Sure. Were they something like these? They were straight across and they weren't very long huh.

W Okay, thick as these but straight and that wide one.

T Which is the width? ~~That wide one here?~~ This width here.

W Umhuh.

T Ah, something like those?

W These too thin.

T They're too small, they aren't wide enough?

W No, they're too thin. Try the middle one.

T Okay. D-47.

W Um, too thick.

T Okay.

W We'll try these.

T 46. These are going to be thicker.

W Oh. Will these be thicker too?

T Well if we put them on---Did they slope down like that at the ends though or were they just straight across?

W Well they sloped out because the *bumping* right here but actually it was straight. You know what I mean.

T Not really. Will you run that by just once more? They came, they were straight like this then they curved down just a little bit .

BH
1146

1312
1147

W Yea because of the bumps right here.

T Right, yea. Okay let's try D-27 then.

W Those are thick. Take away the eyes.

T On his eyebrows?

W Yea.

T Okay. They were thinner than that huh?

W umhuh.

T What about these here?

W They're too ah long, thin, I mean width. They're a little bit wider, a little bit shorter.

T A little bit wider and a little bit shorter than these.

W Those or that one in the book.

T I'm going to work with this one. What about these?

W Too big.

T What about the general shape?

W Shape's pretty good.

T Let's try, see these will look different in the book than when you put them on. That's one of the problems.

W Okay well, the eyebrows are a little bit set apart from the eyes. I mean they don't point down at all. And they'll probably start right there.

T Okay they're on the same plane. They don't slope up, they're straight across.

W Right.

T And do they start about here and go out to the end of the eye?

W Yea, well they start about there, well they ended there and they start about here.

T And the general shape is kind of straight and down?

W And, very little down, yea.

T Okay let's try 72.

W No.

T No?

W Let me draw that for you.

T Is that too curved?

W Yea. Definitely. He doesn't have _____

He doesn't have his hair like that. His lies more over here.

1713
1148

T So the eyebrows do not have any definite shape at all to them?

W Well not really but they're not curved they're not arched.

T Okay, let's try 81. And 83.

W What's wrong with him? He's lop-sided. Okay this one would do but this one wouldn't do. But if that's the only thing you have you have to work with what you got.

T I didn't make this kit, I'm not taking credit for it.

W People don't look like that no more. No, no.

T Not that. These are too small. Ah, okay let me put the other ones that we had on before. See your reaction to them again.

W Too thin.

T Too thin.

W Be wider. They both equal in the width and this is why don't do you have.....

T What?

W Isn't this more of doesn't this begin a little bit before the nose?
Doesn't it? Well, I mean.....

T Were his eyebrows perfectly symmetrical?

W To me they were.

T Okay.

W They were both the same.

T Well as far as getting symmetrical eyebrows in this kit, what we have to do is to pick a set of eyebrows that give the impression, the best impression.

W It doesn't give the best impression.

T It doesn't give you the best impression? So you prefer the other one that I had on?

W Umhuh.

T This one thus far gives the best impression.

W Yea.

T Yes or no?

1149
4314

W Yes.

T Okay, alright.

W From the ones you've shown me.

T Okay. Why don't you look through these and see if you can spot anything else that might work a little bit better and we'll put it on. And get your reaction to it. Do you see something that's a little closer?

W No. No, that him.

T Okay is that about the right placement as far as the eyebrows as far as the distance?

W No.

T Were they higher up?

W Ah, a little bit more, yea. Okay.

T Okay, what would you like to work on now, the eyes?

W Yea.

T Let's see, we have D-81 on there. Okay the eyes D-69. Okay, ah what do you remember about the eyes, did he have....were they similar to these or in shape?

W A bit larger.

T Larger. Were they both on an even plane with one another?

W Umhuh.

T Okay so, ah were the upper and lower eyelids visible?

W Yes. Not very much. They didn't droop like these...

T Okay so they ah

W Not enough for eyelashes to be noticed.

T Umhuh. They weren't deep set?

W Um?

T Were they just average? Or did they buldge out?

W Buldge out.

T They buldged out?

W ~~Just a bit~~ Tinsy bit.

T Tinsy bit huh? Were they football shaped like these?

W No.

T What were they shaped ~~like?~~ like?

1315
1150

W Like average eyes.

T Like average eyes. Alright ahokayDid they narrow like these?

W No.

T NO? More wide like these?

W These are sick eyes.

T And we have more eyes on the other page.

W Good.

T What about there?

W No. ^{Oh they} ~~Eyes~~ look like frog eyes.

T He had frog eyes?

W No, no, these look like them. You don't have the eyes here...

T Let's look at some more. Were they this wide awake?

W Yes.

T Use that huh?

W Umhuh.

T E-103.

W Too wide eyes. These look too sick.

T Looks like he was tripping huh?

W No.

T I can move them down and make them seem to be a little less harsh.

W Now they're too big...

T Too wide?

W Yea too wide, but it would be the same thing except.....

T Okay. Let's see what else we can do here. Ah, most of these are oriental looking because of the slope of the eyes. Let's go back to this page here. Ah, they said the eyes did protrude but not that much.

W Not that much at all.

T ^{What} ~~How~~ about something like this? What about these? Are these too.....

W No, too thin too narrow.

1376
1151

T Well, what about these here? 31.

W Ugh ugh.

T These? These are.....

W Well try those then,

T Okay. E-6. Well what about this, the ones we had on to begin with.

W Oh, really. Sounds like the eye.

T So, much for that. These there--???

W NO, they're sick looking.

T Sick looking. Okay they're droopy. What about these here?

W What do they use shadows for?

T Ah, these are just the ah, just the shadowing ^{that} the artist has used.

W . Oh no, it would be just a little bit
ah, the same shape see there's a mark brought out narrowly but it would be
basically the same shape. Maybe it's just because of the pupils.

T Yea.

W No, it's too.....

T Too baggy?

W Yea.

T Too droopy? Ah, do you want to try these?

W No, way.

T Looks like about it as far as the eyes go, we don't have any closer ones.

W Okay.

T Than that. Unless maybe we go to the, to these here, that might look a little
different. Do you want to try that?

W Okay.

T Try E-104. Now his eyes may not look as dilated.

W He had black eyes, not blue.

T Um.

W Oh, the poor guy looks sick.



CONTINUED

3 OF 5

1317
1152

T Go ahead with 69 huh?

W Yea.

T I mean with 103.

W Try the eyebrows a little bit more raised.

T More raised?

W Umhuh.

T Okay.

W Okay raise oops. Raise this.

T Raise Which?

W The ah.....?

T Hairstyle?

~~W Umhuh. Lower the eyebrows a little bit more.~~

W Umhuh. Okay lower the eye brows a little bit more. - - - - -

T Do you want it up higher than that one?

W Lower the eyebrows a little bit more.

T Lower the eyebrows a little bit.

W Raise it just a little more.

T The eyebrows?

W Umhuh. Okay leave it alone.

T Okay. What would you like to work on now?

W Nose.

T The nose. What bothers you about the nose we have right now?

W Ah, it didn't have that.

T It didn't have the lines?

W Very small nose, not fat, flat looking.

T Wasn't that flat. Was it more European looking than Negroid? Okay. So, it had a smaller base as far as the nose is concerned.

W Not exactly. It was wide but it was ah, it was not ah, that flat looking though.

T Ah, not that flat looking.

W That's all the noses?

T Yes. What about something like this?

W No.

T Now that looks bad here but let me put it on and get your reaction to it.

W Okay.

T NO7.

W Oh, forget it, you're joking.

T It wasn't that wide?

W No.

T It wasn't that flat?

W No.

T It was round huh? Okay. Was it round like that?

W No, that's a ugly nose and he didn't have a ugly nose. Are these for the Anglos too?

T Are these what?

W Are these the noses that you could pick for me and you or what?

T Right.

W You're joking.

T Nope.

W What an ugly nose.

T These are the noses we select from. What about that one there?

W No, that's a pug nose.

T He didn't have a pug nose?

W No, no, no, no.

T What about, was it round like that one?

W No.

T What type of nose did he have?

W A good nose. Try that one too.

1318
1153

T A good nose. That really helps.

1319

W Well whatever it is you don't have it here. Which would be your nose. I don't see my nose here. How could this be all the noses? Your nose isn't here. You're joking, that's not your nose. 1154

T I know it doesn't have that many noses.

W What are these lines for?

T Well it's special technique for face fear.

W You're joking.

T Let me move it down in the stack and maybe it will look less harsh.

W Oh, no, no.

T Okay, now let's think about the nose for a second. Did it point up?

W A little.

T Just a little?

W Umhuh.

T So were the nostrils clearly visible?

W No. Not like this.

T Okay. Did the center part of the nose this part here, dip down?

W No not too, no.

T It was more in the same line?

W Yes, umhuh.

T Okay. Would it be something like.....

W No that's too ah, flat.

T Too flat?

W Umhuh.

T What about this nose here? Did he have a broad nose? Or did he have a real thin nose?

W Thin from here yea.

T He had a thin nose?

W Then it came out wide down here.

T It came out wide at the bottom?

W Umhuh.

1320
1155

T Um.

Let's try your nose.

T Try N-35.

W He had a large nose — — — — —
Oh, no.

T Did he have a nose like that?

W Okay, it would be a little bit wider here. And not it wouldn't be like a shadow.

T Yea, but what about the base of the nose? The tip of the nose?

W Yea, it would be a little wider.

T A little bit wider?

W It wouldn't be as this wouldn't be as wide as it's shown here.

T It's not as wide as this?

W It's not as wide and this would be a little bit more wider.

T Oh.

W Understand?

T Think that one might work?

W Let's try.

T Okay. N-28.

W Well it looks sick. If you've got that without the shape I think I think you have it.

T Okay what about the only thing we can go for ^{is} ~~the~~ general shape.

W Oh.

T You know that's what we're trying to get.

W — — — — — . You just don't have it here.

T What about this one?

W No, he didn't have a square thing.

T Square thing?

W Well that doesn't come up like that. I guess that would have to do.
I guess we'll start with the lips.

T Okay, these are too large?

137H
1156

W Very.

T Okay. L-34 needs to go. Were both lips the same size?

W No.

T Which one was larger?

W Lower.

T The lower lip. Did he have a wide mouth?

W Um.....

T In porption to his face? Or was it average looking?

W He had a wide mouth.

T Wide mouth. Okay by wide I mean the length. Did he have pretty thick lips?

W Ah, the lower was a little bit more than average and ah the upper lip was pretty normal.

T Okay, did the lips curve upward or downward?

W Upward.

T Upward?

W Actually they didn't have a curve to them.

T No curve at all so it was straight across? Okay but the lower

W They were frowning lips.

T Okay. Let's try L-24.

W They're not that.

T They aren't?

W No, you see he had very nice , This isn't..... A little bit more wider.

T Was it something like this? ~~These are this is too skinny, where is the lips?~~

W These are this is too skinny. Where is the lip?

T Up here.

W This is _____

T What about these?

W No, that's too skinny.

1322
1157

T Did he have a square bottom lip or was it rounded?

W It was rounded. Wide rounded. Ah, it's not like that it would be like this but it was a little bit more thicker on the lower lip was a little bit more thicker.

T Okay. Is the upper lip about the right size?

W No.

T No?

W It was more thicker.

T Still thicker than that. Well, what about these?

W No. You don't have it.

T What can I say? What about these here?

W No it doesn't come out like that. His lower lip was just what was this goes out as wide as this ah.....

T Okay, _____ the upper and lower lip are the same length?

W Umhuh.

T Of all the lips you've looked at

W Which one looks the closest?

T Umhuh.

W None of them do. You don't have the nose, you don't have the eyes, nor the eyebrows. That's not him. It isn't. That would be the closest.

T This one would be the closest?

W Yea.

T L-13. All we can do is just try and get the features that are the closest of the features.

W But that's why, that's why-----you wouldn't recognize ^{him} that way.

T Well, there's nothing that we can do about the existing kit this is the way it is and we have to use it. You know. And we have to see what we come up with when we use the existing kit.

The End.

T 141
W 283
R. Fowler

1323 1158

T The way this works, is that I'll start out by taking a general description of the person that you looked at, and put together what an average person might look like with that general description. And then change various features until we get something that hopefully resembles the person you saw. So, it's a black male, right?

W Right,

T About how old was he?

W Oh, possibly between 19 and 20.

T Okay, how tall was he...well, was he tall, medium, or short?

W Short. Sort of my height...I consider myself short, so he's about my height.

T Okay, short. How would you describe his built...was he heavy, medium, slender?

W Slender.

T Slender. Okay, and he had black hair. Did he wear glasses?

W No.

T Did he have a moustache or a beard?

W A moustache and it was just starting; and he had thin sideburns.

T Okay, so that is enough so that I can put together the average short, slender, black male that is young.

pause

W He had thin lips.

T Well, we'll change them. We have a very few hairstyles that might be fitting. See if you can see which came closest to the person you saw.

W I think it came closest to this one.

T It looks strange, doesn't it...N 8, C ⁴⁷~~37~~, E 69, L 34, B 21, H 149. Okay, what looks least like the person you saw?

W The mouth.

T His lips were thinner, right?

W Uh huh.

T What about the shape, were they shaped any different? Anything like that?

W No.

T No. Did they have much curve to them, or were they straight across?

W More angles, I guess.

T Were they just regular....

W ...regular old lips.

T Okay, sounds like an L 20 to me. Is that more like his lips?

W That comes closer to them. Do you have any different noses?

T Yeah, let's spend a little more time on the lips, though. But we'll get them all. Okay, how might his lips have differed from this set of lips?

W He kept them like that most of the time we were in there.

T Might that have made his mouth wider than this, perhaps?

W Do you mean longer?

T Yeah.

W His mouth really wasn't that long.

T Were his lips shaped like this? I mean, were his top lips curved and his bottom lip straight?

W No, I don't think the top lip had the curves in them that much.

T Were this about how big his lips were, about that large?

W Yeah.

T L 13. Is that any better? It's a little more....to indicate shade.

W I'd say it was the other one.

T The other one was more like it. L 20. Okay, his nose wasn't that big, right?

W No, his nose was, well, it was broad at the end, but it wasn't that broad. I mean, there it looks more kind of fat, and it wasn't.

T N 37. Was it more br^oad than that?

W Yes, it was more broad.

pause

T N 20. How's that?

W That's no more like it than the other one. Do you have one that's a little broader...you know, flattened out a little more.

T N 32.

W Can I see that one?

T N 20.

W You wouldn't happen to have one in between those two, would you?

1324
1159

T This is the selection here. N 18.

W I think that one...

T Let me try one that's kind of like it, but might be more.....N 9.

W What are these....

T Well, I think those get into shading.

W No....it's...

T The other one was like it....N 13. How was his nose different from this nose?

W Well, this part in here wasn't really puffed up or anything. Just kind of.... it's hard to describe things.

T Pointing does a good job. You're doing quite well. N 5..Is that anymore like it?

W No.

T The other was better, huh?

W The other one.

T Okay, N 13. Okay what now...how about his chinline? What was the shape of his face like?

W It was very similar to this.I can't really...

T Fairly pointed like this?

W Well, it wasn't really pointed, or anything like that. It kind of looked like it was narrow.

T C 30. Is that any better?

W Can I check that one.

T C 37.

W Do you have one that's not quite so narrow, and not quite so broad?

T Something between these two?

W Uh huh.

T Maybe.

W I'm pretty sure that it was more narrow than it was broad.

T ~~C 30~~. C 10 By moving it up, it's going to make it look a little bit different. Minus 2.

W I think it's more the original...the narrower one.

T This one....C 37.

1385
1160

W W Well.

T W Well, let's try this one. C 30 minus 2.

1326
1161

T I have to make a decision.

T How might it have been different from this one?

W Okay, the body of the mandibles was long, you know, for the angle it was long. His face wasn't really big or puffy or anything, just like shallow and everything. You wouldn't happen to have any profiles, or anything, would you?

T No.. Well, let's try...one more...C 44. No? Is this the best one so far...C 30 minus 2?

W I'd say that one would be the closest one.

T Okay what about the eyebrows, what were his eyebrows like?

W They were thin...

T Thin...how ere they shaped, were they shaped like this?

W More...yeah, straight across, really, no shape to them. I guess this wouldn't really have anything to do, but it looked like he had a depression or something... it sunked in a little right here, like he didn't get enough sleep last night.

T Yeah, I don't think you can capture that. Let me see if I can find some eyebrows that are perhaps better.

W Do you have, I guess, smaller hair?

T D 6. Yeah, we might be able to find some smaller hair. Do these look any more like his eyebrows?

W No.

T Okay, how are they different from this? Were they still not this heavy?

W They weren't that heavy.

T They're very light.

W You know, it was just like he had a few across there.

T D 59. You get some wrinkles with this one, but...

W Not the originals, but more close to it.

T D 21. Smaller hair, maybe. H 157.

W No, the thing about the hair that caught my attention was that it did come over the ears, and the rest of it was behind it, like this. That's what captured my attention.

T H 158. How about that?

W Uh huh.

T Maybe the first one was better. H 149. Okay, how about his eyes, what were his eyes like?

W His eyes...they were really just straight across. They didn't go down or up. He didn't have that ~~may~~ many eyelashes...they weren't real thick.

1162
1379

T E 10. Like this?

W I don't think so. He didn't have any wrinkles under them. Maybe that's just shadowing. It came up realsmooth.

T How might his eyes have been different from this set of eyes?

W I don't think that they were quite...these eyes look like they're bright, they're wide awake or something.

T He wasn't that awake, huh. E 4..

W I'm not for certain, but these may be closer to it than the other ones, ^{because} if they...why didn't I look at his eyes? I looked at almost everything but his eyes.

T Were they this far apart? Might they be more close together?

W I noticed that the bridge of his nose was very narrow, but that if it's narrow, the eyes are closer together?

T It;s whatever it looks like,

W They weren't very far apart.

T Just kind of average, normal, huh?

W Average, normal. He was an average, normal looking guy.

T well,

W I think the other ones look...

T E 32. Not those?

W I think the other ones that have very few eyelashes and everything.

T E 4.

W I'll go with that one.

T Okay, what about this picture looks least like the person that you saw?

W The sideburns and moustache.

T The sideburns and the moustache...

W He had a little...whatever...a little beard.

T A goatee maybe.

W Right, and his moustache was just like, a few hairs. It wasn't a full one.

T A little moustache.

W It was like he hadn't shaved it before. Peach fuz.

T How about this? B 8.

1163
1378

W It doesn't look like him.

T Was it not that dark?

W It was longer.

T Longer...you mean it came farther down his...

W No..it was longer to the lip...can you move it down a little.

T B 4.

W It's awfully full.

T Awfully full, so does ~~that~~ ...the first one was more like it, huh?

W Yeah that's like it. Well, it didn't go full length...it didn't extend past the lips.

T Which one of these looks more like it?

W This one looks more like it.

T Okay, he had a goatee. B 17. How's that? Is that too much goatee?

W Too much.

T Well, would it look better, or more like the person if it were off?

W Off. Yeah.

T It looks more like him with it off. Okay. And sideburns.

W They were, oh, an average length. They weren't very long.

T Okay. We don't have a lot of sideburns, either. Let's see what there is. H 151. How about that?

W Have any thinner ones? That aren't curly or anything.

T No...well.

W His are curly.

T We'll have to work with what we have here. Is that any better?

W They're too full.

T Would it look perhaps better with them off?

W No, because the sideburns and moustache were one of the first things I noticed.

T So, it would be better if we left them on.

W If that's the only set of sideburns you have...

T That's the shortest set of sideburns.

W Shortest? You don't have any for.... Well, they were distinguishable.

T How about how high his forehead was? That's the distance between his hairline and eyebrows. Was his forehead that high?

W No.

T H plus 1. Is that any better?

W That looks.....

T What about the distance between his eyebrows and his eyes? Is there that much distance? from his eyes to his eyebrows?

W What is that///...

T Something like this? How about the length of his nose? The distance between his nose and...

W Uh...that was a shorter distance between the nose and the lip.

T Between the nose and his lips.

W But his nose wasn't that long.

T His nose might have been shorter than this?

W No, that looks about right...The length of the nose.

T Let me move his lips and moustache up... L minus 1, B minus 1. How about the distance...how big his chin was. That's the distance from his lips to his chinline here. Was it that large?

W That's about right/

T Okay, if you were to rate this image on a scale from one to 10, with...as to how it corresponds to the person you saw, with 10 being a very close correspondance and one being a very not close correspondance, where would you rate this image.

W 1 to 10....Oh about a five...it could go either way.

T Okay,

The End

1379
1164

T 143 144
W 288
R. Fowler
Identikit

1335-1165

T This is the Identikit, and it's a series of features on see-through cards. You putt them together and come up with what the person looks like. So what I'll do is take some general information about what this person looked like, then construct what an average person might look like from this general description. Then we'll change the features if necessary so that it becomes like the person you saw. So, was this a Black male?

W Yes.

T Okay, about how old was he?

W About 20 at the most, probably 19.

T How tall was he?

W 5'11" maybe.

T How would you describe his build, heavy, medium, slender?

W Slender.

T Slender. Okay, now black hair. Did he wear glasses?

W No.

T Have a moustache, or beard?

W Almost a moustache, not quite.

T Okay, so, given that information, ... what was his hair like?

W An Afro...a short one.

T Anything like that?

W More like this, only I guess it was smoother.

T This is about all we have here.

W Okay, I'd say 158 is the closest.

T Or this one?

W No. So,

T So, as I mentioned, I'll call these out...N 8, C 30, # E 69, L 34, D 21, and H 158. Okay, so, what about that image looks least like the person that you saw?

W First of all, the mouth. It's way too large.

T Okay,

2
1166
1336

T L 30, is that more like it?

W No.

T How is his mouth different from that?

W It was wider, but it wasn't fat and blobby like the first one. They were proportionate.

T Okay, I see. Was it larger than this one?

W Uh huh, but not quite as wide.

T Not as wide as this?

W No.

T L 25. ~~How~~ How about that one?

W It needs to be more of a....

T Just kind of round, or...

W Yeah, more round, I'd say. That's still too wide, I think, for the upper lip is not proportionate.

T The upper lip is larger, or? smaller?

W Yeah, actually the lower lip is smaller, or about the same size.

T L 20.

W Yeah, that's better.

T How was his mouth different from this mouth?

W I think the lower lip was bigger.

T Okay, but it was about this size, though.

W Right.

T Was it shaped like this, this is the bottom lip was curved down and the top had a little wave in the middle?

W The top is right, but the bottom one is still small though.

T Okay. L 24. How about that?

W That's good.

T How about his chinline? What was the shape of his face like?

W It was more square on the sides, I think. And the cheekbones didn't indent like that.

pause

1167
1337

T C 28. How about that?

W That's too fat, he had a

T Through here, you mean?

W Yeah.

T C 12. How about that?

W Yeah, that's good.

T How was his head shaped different from this?

W I still think it was wider along the sides here, and came in like that.

T C 25, anything like that?

W No. So far, this one's the closest.

T Okay. C 26.

W Is that suppose to be a double chin?

T I don't know exactly.

W Well, that looks better except for if that's fat there, it's not right.

T Yeah, it's shaped kind of like that ~~perhaps~~ but perhaps withough the extra lines down there. C 20.

W No, that's still not right. I like this other one, the first one, the best so far.

T This one, C 12?

W Uh huh.

T Okay, looks better than this, huh? C 26.

W Do that one again.

T C 12.

W I think this one.

T How about his nose, what was his nose like?

W It wasn't that large. Did the lines on the side count?

T They're suppose to symbolize it.

W Well, let's see...I think the nostrils weren't quite that large.

T How about that? N 37.

W No. It's broader along,, what do you call this?

T The bridge.

W The bridge of the nose is broader. I think the nostrils are a little larger than that.

T N 19.

W I don't know. I can't...^{with this} ~~they were~~ more like that that I can try?

T More like this, you mean?

W Yeah.

WT Yeah, there are some more...let me stick with that general shape, and try some more.
N 11.

W No, that's too short.

T We can make it longer by moving it down. N plus 1.

W No.

T N 3.

W Yeah. That one. Is this part of the bridge here?

T Well, it's hard to say. What we're trying to do is to get the overall impression of ~~the person~~ what the person looked like.

W Yeah.

T How might his nose have been different from this?

W It was more of a triangular shape, but this bottom part is right.

T Okay. N 4.

W That looks alright.

T How about his eyebrows? What were his eyebrows like?

W Let's see. They weren't quite that bushy.

T How are they shaped? Are they curved like this?

W They have more of a curve...they weren't that straight.

T Curve, I see.

W They were sort of thin.

T D 16.

W Try some more like this one.

T This?

W Uh huh. Not quite that big, maybe.

T D 76.

W No.

T D 33. Something like that?

w No.

1168
1338

T One thing that we're trying to investigate is how well the kit actually works, so we have to sort of stay with what they give us, here.

W It would be the best so far.

T Let's try another one. D 23.

W Those are too heavy.

T Okay, let's put those back on. D 33. How might these eyebrows be different from the set of eyebrows?

W They seem to be thinner.

T His seem to be thinner?

W They were closer together...the hair.

T D 24.

W Those are too close with the top of the nose.

T D 6. Kind of like that.

W Yeah.

T Are those better than this pair?

W They're shaped better. Yes.

T Okay. Looking at that image what looks least like the person you saw?

W Right now, the eyes. They had a definite larger portion....sort of like a lid underneath the eye.

T Like a bag?

W Not a bag.

T This far apart?

W Maybe they were a little closer together.

T E 3. Something like this?

W They're not wrinkled. Do you know what I'm talking about?

T The wrinkles here you mean?

W No, the wrinkles underneath. They were just like another eyelid on the bottom. Do you have some like that?

T No, not right off hand.

W Try some bigger eyes.

T E 46.

W No.

1339
1169

T These are rather dark, but how was this in respect • to the shape of the eye?

W The shape was more round, rather than slanted and narrow.

T E 18.

W Those are getting too far apart.

T E 15.

W The shape of the top lid is a lot better, but it still doesn't have that thing under the bottom. It was very characteristic, when you look at him.

T ^U Do you see anything that looks like it inhere, ^{is that the} ~~except that~~ kind of thing?

W Yeah, it's sort of like that, only there aren't wrinkles, except for one little crease that forms it...sort of like, let's see...It's not a sick look, it's a natural. Let's see. Try these.

T Okay. E 2. How's that?

W Well, the shape's wrong.

T But this part's right?

W I don't think it's quite that big. You don't have anything that has anything like that?

T Not that I can find, No. Well, anyhow, I'll try that...get the shape right.

W How about that one. Yeah, that one looks better than this.

T E 15. How might these eyes have been different from this set of eyes?

W ~~Except~~ Just that thing on the bottom, I think, basically. They're a little closer together, but the shape is right, for the eye itself.

T Let me try one more. E 31.

W Well, it's not right.

T E 15.

W Yeah.

T Okay, what looks least like the person that you saw now?

W The face shape.

T You say his came out more before it came in?

W It's mostly up in here, up in this part that's it's straight.

T C 42. Anything like that?

W No.

T Nothing like that. Put this one back on. C 12. You say he had a very small moustache?

1340
1170

W It was more out towards the sides in this part than in the middle.

1171
1341

B 11. Anything like that?

W No. It didn't go all the way across. It was closer to the lip....on the side.

B 5.

W It wasn't even that big...

T Not that big. I don't know how close we'll be able to come? Let me try one more.

See if it gives a better impression. B 8.

W It wasn't really that obvious.

Maybe it would look more like the person, if it had....which gives the better overall impression of....

Without it.

T Without it. How high was his forehead, that is the distance between his eyebrows and his hair? Was there....

W There was more than that...

H minus 1. Maybe some more still?

W You can try it.

T H minus 2?

No, ~~that's~~ back to minus 1.

T How about the distance between his eyebrows and his eyes?

W You can try it up.

T I realize that that makes his forehead smaller, but we can change that. Does that make it look anymore like him?

W No

T How about the length of his nose? Might his nose have been any longer or shorter than that? Or is this about right?

W I think shorter, perhaps.

T It might affect how the rest of the things look, but that can be corrected. Is it short like that?

W There's no midway?

T No...N minus 1.

W I think that's better. Was

T Was there this much distance between his nose....

W No.

T That much distance?

W Back down.

T Okay, and what about how big his chin was? Did it seem this large?

W No.

T C minus 1?

W It wasn't that short either.

T Okay, C zero. So, if you were to rate this image on a scale from 1 to 10 as to how well it corresponds to the person you saw with 10 indicating a high correspondance, and 1 indicating a low correspondance, where might you rate this image?

W I'd say at...4.

T Okay.

The end.

1172
1342

26

Date September 30, 1975
Time 1:35
Witness 201
Target 1100
Technician Sharon Neyland

H05
1173

T Okay, the build of this person was it slender medium or heavy?

W Medium.

T And the color of her hair?

W Black.

T if they were light or dark.

W Brown.

T Were they dark or.....

W Dark brown.

T And the complexion, was it tan fair or dark?

W Tan.

T Okay and the skin was it smooth or rough or wrinkled?

W Smooth.

T Okay. Did she have glasses?

W No.

T The way that I usually draw it is that I'll start ah a light schetch for a drawing and I'll ask you different questions about the different features. And if you'll keep in mind while I'm drawing different elements like ah was there anything very peculiar about her face that you really remembered, if there's something that was a very strong point that you would recall, ah something that was different than just the average. Let's try for things in distances between features. If we keep those in mind while we start drawing. Also at any time you can tell me to change anything in the drawing that you want. And then if there's a time that you want to put on a if you want to draw a feature to make it clearly drawn it would help me to so maybe we can start from there. Okay? *crudely*

W Okay.

T Okay we'll usually start out with just a basic facial shape.

Pause Okay did this person have ah.....we can start with the chin line. Was it ah pointed chin, did she have a thin face or the facial shape was it slender or fat or round?

1105
1174

W She had a slender chin with a fatter face.

T Was it broad across the cheeks?

W Yea.

T Okay, did she have high cheek bones or.....

W Yea. Before I forget, she had two molds right here.

T Okay. And the chin was rat her pointed?

W Umhuh. That still looks like a man. Pause Pause Pause.

T Okay, ah what type of hair style did she have?

W Shag.

T Just a shag?

W Umhuh.

T Was it long or short or.....

W About here. Divided in the middle.

5 T Okay, and she did have bangs? Heavy bangs?

W Yea, like that.

T Okay, and it was parted in the center, on the side or.....

W In the center.

T Could you see her ears at all?

W No.

T Okay.

W It wasn't styled up a little more like flat *topped* shag.

T More straighter hair than curlier hair? Okay. Did the ends flip under at all or

W Like no. Just kinda back.

T Did it come down over her fore head much? Could you see much fore head?

W Yea, but this came down a lot more here.

T Okay. Was it this low around this area? On the top of the crown?

W That doesn't look like ~~quite~~ it either but.....

T How should it be changed from this?

HOT
1175

W I don't know.

T Was it softer looking or bouncier looking or straight like I have it?

W It was like ---you know how little kids hair been cut and it's real like soft like...

T Umhuh.

W It's kinda fluffy but it's not real fluffy, it's ^{just} kinda thin, fine. Don't put curls in it cause she didn't have curls.

T No curls at all?

W No.

T Did she have a slender neck or what type of collar did she have on just so we can put it in the picture. So it'll look more realistic,

W I don't remember. I don't know about her neck.

T Okay, let's go ahead and start putting some features in and we can always come back and alter it okay? Ah, let's start then with the nose. Was it ah a long slender nose, was it fat nose, did it turn up turn under is there anything you remember about the nose?

W Long and slender I guess.

T Was this area in the nostril area was it wide or was it slender?

W Wide. I don't know ^{but it doesn't} ~~what her nose looked like~~ it.

T Okay.

W - long & slender

I saw her profile more than her fore head.

T

W No she was talking to the guys. I can show you how her nose went on the side. How about that?

T Okay.

W Come up.

T Okay so it was very pointed on the tip?

W I guess so.

T Could you see the nostrils much?

W No.

→

- T Was it more this shape? We can still alter. Don't think that we can't alter.
- W That looks good, now.
- T Ah, this length between the bottom of the nose and the chin, is this a good length or should it be shortened or longer, lengthened.
- W Shortened I think just a little. Her chin wasn't really rounded. It was more straight you know short.
- T You mean in this area right here or.....
- W Umhuh, right in there.
- T Oh, down at this point.
- W Yea, at the bottom. Yea, it was thin there.
- T Was it this thin in throught here and this wide through the cheek bones?
- W Um, these go wider it started about right here.
- T Okay. A little more like this right here?
- W That's closer to it.
- 14 T Okay, let's go ahead and put the mouth in now. Did ah, Okay, under the nose, this indention above the mouth, was that a very deep indention? Or, did you even notice it?
- W No...
- T Okay, the mouth, was it...was the mouthline straight, or was it a curving mouthline, thin lips, thick lips? How would you describe it?
- W Ah, I don't know, kind of wide mouth and they weren't real thick and they weren't real thin.
- 15 T Were the lips, when I meant curve in, I meant like...you know, some people have a rather straight mouth through here. And then here is the top of the lip, and this is basicly straight. And then there is some people who have it very curvy. In which direction do you think it went?
- W I don't know.
- T Okay, so it was basicly rather wide, the mouth? I'll put something in and then if you want to alter it? How about a shape like this?
- W No...
- T No, okay, how would you change it?
- W I don't know. That doesn't look like it? In the middle...
- T Was it that wide? Pause... Is this closer to it? Pause... Should it be thinner?
- W I don't know, but I'm forgetting fast.

T Okay, what about the width of it...how would you say that fit? The width of the mouth...is this close to the width?

W I don't know...

T Okay, do you remember the eyes? Why don't we sketch what you remember, instead. Okay, do you want to describe the eyes or the eyebrows?

W The eyebrows, I guess. Thick looking, but thin.

T Okay, were they arched? Or straight?

W They were fairly straight, hardly arched at all.

T Okay...they were dark?

W Right.

T Thinner? Thicker?

W I guess those are okay.

T Well, I can change them.

W I don't know. You better put the eye in.

T What about his hair here, did this come down close to the eyebrows here? Or...

W No, I don't think so.

T Did you see this much of the forehead?

W Yeah...

T Okay, and so do you think this hair was shorter?

W Either that or it was longer, but it wasn't very much in her face.

T Okay, more like this? Pause.... Okay, the eyes, were they...

W ...round, straight on the bottom, big brown eyes.

T Okay. They were round on top, right? Could you see the lid very well? Were they very deepset?

W You know how eyes are, for a person from Latin America, well, that's how her eyes are. They're quite large, too.

T And she had real dark eyes?

W Uh huh.

T How would you change this eye now? Pause... Was it larger, longer?

W Larger. . . . *Pause . . .*

1110
1178

W the whole eye.

T This large?

W Yeah.

T Okay, well, the width of it and then the length of it?

W It may need some more length

T Okay. Did they reach out into kind of a point? on the ends?

W Yeah.

T Did she have bags under her eyes?

W No. She had high cheeks. The eyes look more like Orient than this corner, you know?

T Um-hmm. Let's see, they came down more like this? Were they like that, with a heavy lid? I can change it any way you want, with a degree of correctness.

W These have to be wider still.

T Through here? Wider? Up higher in the cheek area, or lower in the jaw area?

W the whole thing, I guess.

T What about, let me see what this looks like if I bring this in. What about this side now? Is that wide enough?

W ----- better.

T It does get rather fatiguing. You said she had real dark hair? You said she had black hair. And I don't think we've got the hair right, do we?

W MN-mnn.

T Is it just that I'm not capturing something, or should the shape of it be different.

W It's just that it doesn't look like her---I don't know what, but the whole thing doesn't look like her.

T Even the eyes and the nose?

W -----

T Okay, let me get another eye in, and then we can-----Okay, in this area from the nose down, what should we change, anything of the lengths, widths?

W the chin

T The chin. How should it be changed?

W Thinner.

T Thinner, where?

W Right in there.

HHH
1179

T That thin?

W It's too long. This part.

T Okay. It's square like that on the bottom?

W Yeah.

T Okay, now, this width across here, across the cheekbones, is that the right width? I was just going to say, that if you wanted to glance off and think about the image, and then glance back at this and tell me what needs to be changed.

W I think it's wider, but I don't remember anymore.

T Where would it be wider? Through here, or here? / This was then a very distinctive slant through here, right?

W It wasn't really a slant, 'cause it came here and then it went out.

T So it should bulge more --- it dips in here at this lower area of the chin, and then bulges out?

W Yeah. ----- Pause ----- Much better.

T Okay, now what about the lips? Was the bottom lip that thick?

W Um...no... Let's see, make the top one just as thick. Did the top one have any distinctive dip?

W Yeah... I think you need to make the bottom one thinner.

T thinner...? About like that now? Did the mouth curve up or curve down?

W Curved up, I guess.

T Okay... Just a little bit happier look. pause Okay, happier eyes. Pause And you said they were straight on the bottom?

W Yeah, just a little curve there. I think what makes him look sad is the,...

T ...upper lip...

W the slant on the outside. They didn't really slant, you know, like go over this... they just kind of went to a slant to his eyes, like more pointed, or...whatever you call it.

T You could see the lid, then, most of the way across?

W Yeah...Eyelashes...

T How would you change it from this now?

W Back to the cheeks,

T Do you want change the cheeks?

W Uh huh...they are still rounded, but...

T ...they should be more round?

HTJ
1180

W I guess so...

T ...maybe higher? Would they be wider at all, or thinner?

W If you do that, you have to change the chin.

T What do you mean, if I made it higher? wider? Well, if it became too much wider, it becomes really abnormal...anatomically speaking. As for as distances are concerned, how does that check out? You know, like length of the nose, or the length of the chin, the width of the face...

W I think the nose was moved up, and the chin shortened still. The chin, I think, is too broad, like... pause....

T Is his chinline better?

W Yeah...

T Okay, now glance away...and look back.

W He still needs to be made thinner in there.

T That thin?

W Not straight, more curved.

T Okay, more like this right here? Curve in or curve out?

W It curves in.

T Is that closer?

W Now her cheeks look too fat.

T This is kind of a rounded face through here. If you were rating this, how far off would it be? On a scale from 1 to 10? If 1 looked less like it and 10 looked more like it...the image.

W This side, the chin, or what?

T The whole face.

W The whole face...I'd give it a .2, ~~.13~~ .3

T Do you think it's the head shape that's throwing you off, because that seemed to be what you were most dissatisfied with. Or the hair shape?

W Maybe it's fluffier on the sides.

T Is it wider on the sides? pause Is the forehead the right length, from the eye-brows to the top?

W It needs to be shortened, just a little bit, not very much.

The End

Date October 2, 1975
Time 11:25
Witness 209
Target 104
Technician Verle M.

430
1181

T Okay, can you give me an approximate age of the person that you saw?

W Oh, about 28.

T Was it male or female?

W Female.

T Her build?

W Medium.

T Color of hair?

W Brown.

T Color of eyes?

W Brown.

T Were they really dark?

W Medium.

T Complexion?

W The color of eyes.

T Okay. Was there any things that you noticed on the face such as molds or scars?

W No.

T Rather smooth?

W Umhuh.

T Accessories like glasses or ear rings?

W Ah, no glasses. Her hair was covering her ear.

T Alright let's start with the chin line. Can you describe that for me?

W Ah, it was slightly squared. It was more narrow than that.

T Okay. Squarer than this?

W Well they weren't such sharp angles.

43T 1182

W On it. Ah, it was generally an oval face but with some angles on the jaw.

T How about the chin? Does it come in or but perhaps?

W ^T ~~Oh~~, it was rather straight, flat against the face. ^{W.} It pointed out a little.

T Okay let's go to the nose. Can you describe the nose?

W It was ah, it was slightly turned turned up. And it was ^{looked} like an average length.

T Umhuh.

W And it was rounded the nose but not at all bony, it was just a good nose.

T Okay. How about the nostrils? Were they.....

W They were rounded.

T Did you notice them being broad or average?

W Not particularly broad, no. More small. The face generally was a little more compact than a lot of faces.

T That helps a lot. Okay. Ah rather a small face.

W It was kind of deep from the eyebrows to the mouth. Took up about, about half.

^W Umhuh. So she had a large forehead. ^T Okay. Let's go ahead and get the mouth. So the difference between the nose and the mouth was rather short.

W No that distance wasn't too short. This distance was long.

T I see.

W Maybe it was the distance between the eyes and the mouth was slightly less than the standard.

T Okay. Can you describe.....

W I guess maybe the nose was a little shorter and things were kinda squished in that way.

T Okay.

W *Probably just a little.*

T Okay. Can you describe the mouth?

W Ah, no she had a rather full mouth. Not really large. Kind of a generous, proportioned mouth. Her upper lip was in was out a little bit more than the lower lip.

T How about as far as curved lips or straight lips?

W Curved.

T The lip line when the mouth was closed the line that that formed was that curved also?

1137
1183

W Yea.

T Alright. Did it turn up at the corners?

W Umhuh.

T Can you think of any way I should change this that might look a little closer.

W A little too wide and the curve around the lip isn't quite as noticeable.

T How about the bottom lip in relation to the top? Did it ah did it look symmetrical with with the top lip or

W It wasn't quite as large as the one you've drawn.

☞ Okay. Now this space between ah the nose and the lip I notice on her:
u: it was really noticeable. More than a lot of people.

☞

T Okay.

W Starting to look a little like her.

T Okay, how about her eyes?

W Oh, her eyes were slanted down slightly on the corners and they came to more of a point on the outer corners than the inner corners. They were kind of rounded on the inner part. Kind of like almond shape eyes that were drooping on the edge.

T Okay. Were they wide set?

W No. Average to close set I would think.

T Do you think even more, do you think?

W Not *drooping* quite so much there. Now that looks pretty good. Now her eye lids ah were the crease on her eyes was open but not very far away from the edge of the eyes.

T Could you see it all the way across?

W Ah, about like that.

T Did she have long, exceptionally long eye lashes?

W No..

T What about the lower lids--were there bags? Or perhaps just small?

W Um, no there weren't bags ah,

1133
1184

T Maybe thin shadows, thin lines.

W Yea.

T Is this eye in the right place? You'd think the eye in relationship to the nose-----now we can move this in but just.....

W No. I think they maybe a little too close to the nose.

T Maybe the nose is a little bit too wide there. We can make the nose a little more narrow.

W And add just a little more curve to that nose.

T
close

W Maybe close but it went perhaps more slightly over to the right.

T Okay. Were the eyes this large in proportion to the rest of the face?

W Umhuh. Pause Pause Pause Looks like you're making _____

T Okay.

W _____ Pause Pause Pause

T In relationship to the eyes how were the eye brows formed? Did they follow the shape of the eyes, did they arch?

emin

W They were some what straight. And ah they had an arch to them but not too much. And they were full. Very much all the way across.

T Did they start at the corner of the eye or did they start _____

W Right around the corner. I think they were a little may be a little higher than that. No they weren't that thick _____ they were slightly thicker on the end. There was an indentation below her eye brows .

T Umhuh.

W Um, I guess we all have it but it kinda of came out on her.

T Okay.

W Like,

T Did it exceed from here to here?

W No, it, I guess it was the bottom of her eye----~~the shadow from it.~~

T The shadow from it.

H34
1185

W Ah, let's see, on me my eye brows kinda follow the bone there but with her I think her eye brow began above the bone In the mid eye.

T *Gusmean, a shadow . . .*

W Yea.

T Was it coming out under the eye brows?

W Was just kind of a curvy line -- *yeah more like what you're doing now.*

Pause Pause Pause Pause Pause

T Okay, did she have anything distinctive about her cheek bones? Were they high, or full?

W She had a full face. Ah the cheek bones didn't nearly stand out that much. It was kind of

T Let's move down to the hair line. You said she had a high fore head.

W She had a high fore head and a straight hair line.

T Was the fore head squared off?

W Umhuh.

T Is that about the right height for the hair line?

W Are you going to be drawing hair?

T Umhuh.

W It might help if you put the hair on her.

T Okay.

W She had a part down the middle and it her hair came down a lot like yours Comes down close to the eye brows but not touching them.

T Did you see her ears at all?

W No.

T Okay what did it do after it started to fall? Was it straight or curly?

W I don't think I remembered to look at her hair really. Didn't think we would be asked about hair.

T About the length.

W It was about the same length as yours I guess.

T Did it curl into her face like a shag?

1135
1186

W It was full around there. It wasn't too close to her head.

T Okay.

W I think we have her fore head a tiny bit too high there. - - - - -

Her chin was rounded and it stuck out a tiny bit. You could see or shadow.

T Okay.

W And it wasn't as wide as *at the bottom* ~~the lines~~ you have there.

T Was it lower? Do you think her chin line in relationship to her mouth?

W Yea, it was lower.

The End

Date October 2, 1975
Time 11:25
Target 104
Technician Frank Duncan
W- 208

✓
H36
1187

T Okay what we are going to be doing is ah attempting to make a facial composite based on the person that you've just seen. Okay? And this is the kit that we're going to use. It's called an identikit. Consists of different type of features drawn on clear acetate sheets like this, okay. And so placing them together in a stack and arranging them the correct way we can come up with hopefully a good approximation of what the guy looked like. Okay, before we even start I need to ask you some basic questions, about that person that you saw. Alright? First of all do you remember what race that person was?

W Caucasian.

T Caucasian, okay white. Ah, male or female?

W Female.

T Female. Okay if you could approximate the age what would you place it at?

W Um, I suppose 24 or 25.

T 24-----would the age bracket 21-25 about cover it?

W Yea.

T Okay. Ah, how tall was that person? Would you say?

W About 5'6" I'd say.

T About 5'6". Okay so they were about medium in height?

W Umhuh.

T Okay, ah how would you describe their build? Slender or heavy?

W No, not ah

T Medium?

W Ah, medium.

T About medium.

W Yea.

T Okay. What color hair did she have?

W She had brown hair.

HBT 1188

T Brown hair. Okay. Ah, do you remember anything about her face ah scars, lines wrinkles anything that would make her that would be important in constructing her face?

W Ah, she had a slight dimple.

T Oh. Dimple, okay. Dimple on the chin?

W Umhuh.

T Okay, ah did she wear glasses?

W No.

T No glasses. _____ ?

W No.

T None visible. No facial scars?

W No.

T Or any wrinkles? Along the nose? Usually.....

W Just that little wrinkle on sides of mouth.

T Okay. What I'm going to do now is based on this information that you've given me I'm going to construct a average face based on this information and then what I'll need you to do will be to look at it to see what's wrong with it and we can start changing it around. But while I'm doing that I'd like for you to look through this book here and to see if you could find a hair style that might approximate the type of hair style she had. Okay? Okay for the mode chin line 24, eyes E-10, Nose N-35, Lips L-03, and eye brows D-02. Okay, were you able to find a hair style?

W Nothing that would be close to it.

T Okay. Hair style 154. Okay, let me arrange these here quickly. Okay JB what I'd like for you to do will be to look at this face and ah how is that compared to the person that you saw? What particular features don't look right and what would you like to change?

W The eyes basically.

T The eyes?

W Umhuh. And I think she had larger eyes.

T She had larger eyes? Okay, why don't we run through all the features that don't look right.

W And the nose seemed a little larger.

T The nose. Okay, what else about it?

W The face structure is right.

~~1138~~
1189

T As far as you mean the chin?

W Yea the chin.

T The chin looks right?

W Ah, I'm not sure about that mouth. It might be a little larger.

T The mouth? Okay we could look for that. Are you pretty pleased with the hairstyle?

W No the hair I think is a little longer, it was longer than that.

T Longer?

W Yea.

T Well let's see if we can find something So that her hair came below her shoulders?

W Yea a little over her shoulders.

T Little over her shoulders. Okay was it this particular type of style. Was it parted in the center?

W As far as I can remember it was, yes.

T Okay. Was it straight like this?

W No, wavy a little.

T Kind of wavy? Could it be that wavy?

W Ah, yes but not that short. Hers' was longer than that.

T Little longer than that. You mean down here? Or up here in the bangs?

W Up here in the bangs. In general all over.

T Okay, would you feel that if we combined H-147 with the one that we have we might have a better effect?

W Maybe so.

T Okay. Hair styles are a very important aspect to the face. Sometimes it will make or break a composite. Pause Pause
Does that make it look any better?

W Yea, some.

T As far as the body of the head?

W Yea, that's a little better.

T Better?

W Yea.

1190
~~1139~~

T Okay. so we'll use a combination of those two hair styles. 147 and 154.
Okay ah, like to what would you like to change now?

W First of all those eyes.

T Okay. Alright. What bothers you about them?

W Ah,

T You mentioned that they were ah.....

W

T Her eyes were larger than that. Is that correct?

W Yes.

T They were more wide awake eyes?

W Yea, they were eyes and ah.....

T Were they that awake?

W Yea, but darker eyes.

T Darker?

W Yea.

T Shall we put that on and see what it looks like?

W Yea, let's try that.

T Okay, E-103. What we can also do is change the ah how dark these particular features are by moving them up or down, in the stacks so if it looks too dark I can move it around. Okay, I'll for the time being I'm going to place the features that ~~widow~~ we're working with on the top. That makes it a little bit more manageable. Were they that wide?

W Ah, they were prominent but that's not to be

T Do you want me to move it down?

W Yea, that might be better.

T Okay.

W Ah yea she looked a little startled a little bit.

T A little startled? Okay. Okay we might be able to find some ah yea she does. That you mention it. But they were kind of wide like that?

W Yea, they were wide.

T Let me see if I can find something else here that might still have that wide awake look but not that startled look, that you're talking about. She wasn't startled was she?

W Hopefully not.

1191
1140

T Okay. Ah, again if you see anything ah you know while looking through this just scream out and we'll try to put those on. Do you remember ah, was the ah iris exactly in the center or was there a lid covering it.

W No, that's what I noticed was that you could see her

T You could see the.....um okay. They would be fairly observable. Ah, we don't have that many that are ah.....

W Her eyes weren't , they weren't deep set either.

T They weren't?

W No.

T Oh, close to the surface?

W Umhuh. Her cheek bones were rather flat. No real prominence.

T Okay, so she had cheek bones. We'll have to work on that second.

W No, they were not prominent.

T Oh, they weren't prominent?

W They were not prominent.

T Oh, okay alright. Okay ah let me hand the book over to you here and see if you could there might be something else we might able to try. She had dark eyes though?

W Umhuh.

T Here are some kind of wide awake eyes but they again the iris is up towards the top. They were in the center.

W . That'll be the closest to it. ~~Like those~~
~~the closest out of all the ones we've had~~

T Like those the closest ^{out} of all the ones we've had?

W Umhuh.

T Bout those, are those too dark?

W They're too dark.

T Well it, sometimes it's dark cause you're in the book then when we put it actually on the face. Do you want ot try those?

W Okay.

T Okay we'll try E-102. Did she have bags under the eyes?

W No. No, I think that is closer.

T Okay. Are you pretty well satisfied with those eyes then?

1192
H41

W Um, yea for the most part.

T Okay. What else would you like to change?

W Ah, let's try a smaller nose.

T Smaller noae? This one's too large?

W Yea, seems to be.

T In what way is it too large? Is it ah.....

W Well it seems to ah.....

T Point out?

W Yea, a little bit more. Ah.....

T It wasn't ah, was it larger at the base here?

W No, it was small but ah

T But you remember it's really sticking out?

W No, it wasn't a real prominent nose. It was a small.....

T Was it like this or rounded?

W Yea, maybe it's too much up here whatever you call that, area right there.

T The bridge of the nose?

W Yea the bridge. _ _ _ _ _

T She had a smaller bridge than this?

W Yea.

T Ah, let's try N-37. Okay. What do you think of that? It's a little thinner at the top but at the bottom it gets a little wider. Well it's about the same size as the other except you have a different shape.

W Yea, it wasn't like that.

T Were the nostrils visible?

W Ah, no they were rather ah flat or whatever. They were flipped out.

T This one herewere they like that? Were they kind of butter fly wings like that?

W They were more like that, yea.

T Yet the bridge was a lot smaller. Okay. We're limited on the number of small noses we have. This is one of the smallest noses that we have, and that's still too big?

1193
H42

W Well it's seems to be too prominent on the face.

T To prominent. I could moave it down in the stack

W Yea, okay move ot dpwn. Yea, that looks a little bit better.

T Does it look better?

W Yea.

T Just by moving it down in the stack you can make it lighter. Do you want it a little darker? I can move it up.

W No, no, no. I think that'd be better.

T Okay. Now glancing at the at this nose does it ah ...does it remind you of the qualities of the type of nose she had? Or does it still....or are you still uneasy with it? Let me try a couple of others here and get your reaction, to them. N-28. That's too large, okay alright. Ah, why don't you look through some of these noses here. You might be able to see one that jogs your memory.

W

T That's about the closest?

W Yea.

T Okay. Let me put that back where it was. Put N-35. And what else would you like to change now about the face? That we have?

W Let's try a larger mouth.

T Larger mouth?

W

T She had a rather large smilehuh? Real friendly person., then huh? Okay. Do you remember was the ah upper lip about the same size as the lower lip? Or.....

W Yea, I think so.

T About the same size.

W Chin is kind of crooked in a way. ~~Was it about this type of shape? Like extended to the top?~~

T Was it about this type of shape? Like a bow at the top?

W Um, yea I believe so.

T Let's see if we can find something else. Something larger but the same shape as this one?

1194
H43

W Yea. Just a bit larger.

T Just a bit larger. Okay let's try 40. See one over here that looked good?

W Not off hand.

T What's your reaction to this one.

W No, not that one at all.

T Is that too ah.....

W It's too severe. It's makes her face look too severe. A bright shiny face.

T L-40 doesn't work. Okay. Let's try L-1. Is that too thin?

W Yea, that's too thin.

T Okay.

W That's looks better. I'm satisfied with that but I just thought I'd ask for a larger and see if that would help any.

T Let's try L-35. It has the same shape upper lip but of course this one's smaller.

W Yea, this one is. Let me see that one again. Could you move down a little bit.?

T Sure, sure. What about the placement of the figure.. Where would you like it? About here?

W Yea, that'll be about perfect. Yea, well for all intent and purposes that looks like it. As far as I can.....

T That looks better than any of the others we've tried though?

W Yea.

T You still said it was some what larger, than this though.

W Well it just seemed to be. I don't know whether it was or not. Cause when she smiled it you know it appeared to be.....

T We've got a smiling mouth. Let's try L-9.

W She had a full teeth grin type smile.

T This might approximate it.

W No, no.

T Okay. That was L-3 the original. Okay, what else was there that you wanted to.....

1144
1195

W Well I think that just about does it.

T That about does it?

W Yea. I'd say that was it.

T You like the chin shape?

W Umhuh.

T What about the eye brows?

W That's about right too.

T Sometimes it's hard to remember exactly what they were looked like and so in that case

W Well they weren't thin but they weren't exactly large either. Ah, they were full enough that you could tell.

T Did they slant down like this at the ends? Cause some eye brows come straight across.

W They did slant.

T And they were about equal this position equal thickness across? Did they taper out like this?

W Try an equal thickness.

T Okay. Equal thickness, same shape?

W Umhuh.

T Okay, let's try D-72. I can move these down in the stacks.

W Yea move them down about where you had those.

Okay.

W No, I don't think those could be it.

T You like those others better. So we'll go with---what was it---D-02. Now, you mentioned she had a dimple. Is that right?

W A slight dimple.

T Slight dimple. Let's see if we can find a dimple. Slight. Okay, A-26. Something like that?

W No, that's a little bit lower on the chin.

T Lower?

W Yea.

T There?

W Yea, okay put her right there.

T About there?

W Yea.

T Okay.

W Could you move it down.....

T Sure.

W Now like I said it was very slight. I was just able to catch it.

T Okay. Like that?

W Um yea I suppose so.

T What bothers you about it?

W Well like I said it was almost
from

And ah I think it was mainly

T What about the shape of it?

W

T That's it as far as dimples go. We've got one that would be larger but
you said that's about the right isze.

W

T Couldn't be that large?

W No.

T Okay, ah were there any lines? You said there were some lines by the mouth
right?

W Yea, she had small black lines around the mouth.

T Okay. Let's see what we can do. Something like those lines there right?
Did they come down like that or were they real real small?

W They were less toward the nose as more or less just there.

T Just kinda like brackets around the mouth.

W Yea.

T Okay.

W

T Umhuh. Well I don't see anything here do you?

W No.

H46
1197

- W I see some of the lines here but she , her face was smooth.
- T I'm curious say if we blocked those out if those would have been the lines. A-24. Would that have been what the lines werelike? Can you see them?
- W No. They weren't that close to the mouth.
- T They were more like brackets. Say this was the mouth here how would you draw the lines? As you remember them.
- W Well they weren't very thick. but they were more or less you know just.....
- T Two straight lines?
- W Yea.
- T Okay. Is there anything else about the face that you see here that you would like to change, things that you're still uncomfortable with?
- W No, for the most part I'd say .
- T Okay. Ah now if you were to rate this on a similarity scale basis you know compairing this to the person that you saw say with one being very very dissimilar hardly looking at all like the person and 10 being say the highest rating or it's exactly like the person what type of rating would you give this?
- W You're talking about this compared to the natural.....
- T Right, to the person that you saw. I mean have we captured a likeness here, are we way off base? One will be the lowest score, ten will be the highest.
- W I'd say approximately 6.
- T You'd give it a 6. So we're
- W It gives it but missing there's something missing.
- T Something missing?
- W Well I'm talking about just in the fact that
- T The fact that it's a line drawn. Okay , so you'd give that about a 6 huh?
- W Confidence level 6.

THE END

Date
Time
Witness 211
Target T 105
Technician SN

447
1198

W Where do you want me to begin?

T Let's see what was the approximate age of the person? First of all, was it a white female or black male?

W It was a white female.

T Okay. And the age.

W Twenty-two.

T Build- slender....

W Slender.

T Color of hair?

W Brown. —————

T Okay, and the complexion.

W Fair.

T Smooth or rough or....

W Umhuh.

T Did she wear glasses?

W No.

T Okay, we usually then start out ah with the facial shape and.....

W It was long and slender.

T Long and slender, face okay. Was there anything real distinctive about the chin., the chin line?

W Ah, it was long. Ah,

T Was it a pointed chin a rounded chin?

W No, it was more square I believe. It's like when you see like on Abraham Lincoln but it was a lot more prominent.

T During this time if you want to change anything that I'm drawing, feel free to and also if there is anything particular about the face that seems to be distinctive or peculiar, ah can be shown to me.

1148
1199

W And she had a real thin neck.

T A real thin neck.

W

T Okay what about her---we can go back and . as we go along. Ah, what about the jaw line or the rim of the cheek bones.

W Oh, okay. Ah, her cheek bones were---they came out.

T Umhuh.

W And then they came in. You know like came in, Her cheek bones were out but she had deep set eyes.

T Okay, ah was it something a little more like this?

W Yea, but a little more distinct though.

T A little more distinct. Did it come in more or out more?

W It came in more. The neck would be ah....

T Why don't we also put a collar on her neck and in that way....Did she have on a shirt?

W She had a...it was way down low.

T Hum, okay. Why don't we just do it like that.

W That's no problem.

T Okay, ah let's go now to and get some hair and in that way.....

W She had the same kind of hair you have except that in the back it puffed up more.

T Okay. Up here in the crown?

W *tease it up & smooth it down.*

T Okay it was parted in the center?

W Yea, it came down like so.

T It came down and flipped up like that kind of? Or was it fluffy?

W I don't know what you mean by fluffy. It resembled yours a lot.

T Okay.

W But, it came down and almost hit her eye brows.

T Okay.

1149
1200

W She had very thin eye brows.

T Okay, about how long was it?

W Down to her shoulders.

T Down to her shoulders, okay.

W It waved beyond her shoulders.

T Did it have a lot of curl or flip to it?

W Hum, *I believe it curled to the side*

T Okay. Was it fuller on the side?

W Yea, a whole lot.

T Did she have ah

W Okay, ah you might want to bring that down more close to her eyes.

T Okay, how would you alter ^{it a new line!} the lips? We'll darken it as we go along.

W Ah, I'd bring it in closer.

T Closer? What do you mean?

W Ride it up more.

T Oh, okay. _____ there's a possibility that the fore head was shorter than what I have it? Or longer? I mean how much of the fore head was actually seen?

W Not a whole lot, at all.

T Okay. ~~She had these bangs of the bangs daddy liked a lot. Fathers have a tendency to like.~~

W She had these bangs daddy liked a lot. Fathers have a tendency to like.

T Fathers?

W You know fathers like their daughters to have long hair. They get very up set when they go get it cut.

T Okay why don't we go ahead and put the eye brows and stuff in and in that way we can

W No problem. Her eye brows were real thin. Ah, and they were high up on her.

T ~~High up on her eyes, okay.~~ High above her eyes, right. On a very distinctive brow area? You said the eyes were quite deep set so this would be prominent.

W Umhuh.

A150
1201

T I usually start by putting the nose in .

W She had a long nose.

T A long nong nose?

W Umhuh.

T Did the nose turn up or under, the tip of it? Could you see the nostrils?

W It wasn't a pug nose that's for sure. Her nose ah well it came down. When it came down like so, the nostrils were set back. Her nose didn't it wasn't pug at all. It was down and the nostrils were.....it was long and thin and the nostrils were kinda pushed back. They weren't really sticking out a whole lot.

T Okay.

W For a long nose it was a very pretty nose.

T Whatever I draw, remember we can change it.

W Umhuh, that looks real good though.

T Was the nose this wide in comparison to the rest of the face? Or..?

W It wouldn't be any wider than that.

T Should it be more slender?

W No, that looks pretty good. The out side looks a little bit too rounded. But that's....

T Okay. How is the chin line fitting in now?

W Good, good. Looking real good.

T Okay. Let's go ahead then and put in ah....Would it be alright to put in the mouth line next?

W *No problem*

T Okay, so the mouth is...

W What ever this is called right there....

T Okay, the indentation.

W Alright, it was long and she had long thin lips.

T Okay, they were long thin lips. When you say long you mean

W *Length wise yes.*

115T 1202

T And were the lips basically a straight line or was there a curve to it?

W It was very distinctally curved. It wasn't big, but ah they were curved.

T Did kind of slant up to them? Or slant down?

W It was more like that. Not like that.

T Just real thin, huh?

W Umhuh, they had a slant upward at the bottom lip.

T Okay.

W It was also slanted. Pause.

T Basically just from the shape how would you alter it?

W Looks good.

T Are you sure? Is it ah, is there something ah missing from it or ~~was it like~~ was it ~~light~~ was it shorter was it thinner?

W It wasn't any shorter, it might, you might extend it out a little more but not a whole lot.

T Okay, you mean the actual a little more?

W Yea, you might bring that out a little bit more on the curve and just generally lengthen it but keep the same shape.

T I think this The area right beneath the ah this indention which sometimes distinguishes the chin into being pointed or prominent. Most people do have something about a shadowy in here. Was it very strong or just average.

W Try strong. A little likely that way. I think it would come down more though.

T Okay. Was the ah.....from this nose area ah down here, would you think the ah

W Yea especially on the ah what would be your right side.

T This side?

W Ah, yea. It looked almost as though she had a scar when it came down. It was real long and thin like ahYou know because there wasn't any fat there it wasn't you know pressed in from the cheek comint out. But it was very long in a sense. Her ah, I don't know what you'd call that.

T Was it any more or less than that? When we get some shadowing into the neck area which you know you'll be seeing, and we get some shadowing into the cheek area it won't look so funny.

458
1203

T Okay let's go ahead and put the eyes in now. Then we can look away and look back at it. Okay ah,

W She had shadow in them.

T Okay, deep set in here you mean?

W Umhuh.

T Above the lid area?

W Umhuh.

T Were the eyes, were they large, were they small, medium almond shaped or... Were they set noticeably far apart or was it just an average set?

W Yea, they'd have to be average. They weren't too far apart and they weren't too close. So, I think that comes right into average.

T Okay. Is this going to be too full? Let's see, it needs to probably go down a little bit. Concerning that she had deep set. Were they -----you can scetch them here --the ah eye shape. Was there a slant up to them or

W There was. This side was more closed and this side was more open but ah it wasn't like it was slanting *like an almond shape*

T Okay. More like that?

W Yea, but ah you might want to make it a ~~3~~ a little bit longer.

T Longer?

W Yea, just a tiny bit. What ever an eighth ~~of~~ of an inch is, that sounds good. Alright that's great. Like all ~~the~~ women she had her eye lashes all buttered up.

T Okay, are they going to be this large?

W Yea, Inow her eyes back here besides having eye ehadow on it was real dark.

T In here?

W It was really hard to tell if her eyes-----I'm almost positive were hazel. More green *than brown*. I believe that's why she had green mascera on too.

T Okay, you said she had very thin eye brows.

W Umhuh.

T Did they, you couldn't see all of them then, because of the hair.

W Now that would be almost a little too thick.

1153
1204

T Okay. More like that? And that high up?

W Umhuh, yea.

T

W Okay now the eye brows they were fuller I believe.

T You mean the eye brows?

W The eye liner *lashes*

T Let me go ahead and get the other one in then we can go back and start darkening things up and then continue to change whatever you feel needs to be changed.

W When you go back that smile.....it needs a little more smile.

T Okay. Does this look a little bit harsh?

W No well yea.

T

W Yea, she's got a very attractive smile.

T Okay, is there anything you really see about the shape that should be altered?

W No, the eyes look real well. They really do.

T Okay it's still the mouth then. Is there anything about the width, height, length of anything that you want to change?

W Of the eyes?

T The whole face.

W Yea, the chin should come in more now that I

T Okay, this area right here?

W Yea, a lot more. Almost ah----a quarter of an inch might be big but a lot more and her neck. her neck was real long and slender.

T Something seems to be getting in the way.

W She had a very rounded face.

T Okay, is it going to be this....now see in comparison to the cheek she had it's a little awkward.

W You think so? It moves that cheek in a little bit but the other one looks pretty well proportioned.

And we've thinned the neck a little more too because ah....

1154
1205

T Does it look better now?

W you might want to bring the other side in a little bit more.

T You said her chin was a little bit square like that? Okay is this chin line now.....

W Yea, but it's a little too fat.

T In here?

W Ah, in there. It is a slight prettier now.

T What about that?

W She definitely had a distinct Adam's apple.

T She had pretty dark brown hair did you say?

W Yea. Up near her head up there it seemed to woop up more.

T Okay, up here?

W Yea. It had a big woop in it. And fell down real close to her eyes. There she needs a little mor shadow.....

T should the hair be any fuller any where?

W Yea, up here more.

T You sure, I didn't say it just to influence you.

W No, but her hair looks too thin if you know what I mean.

T

W Her hair was thick. It still needs to be thicker up near the top.

T Okay.

W Ah, it still needs to be thicker up here. And ah this part here you can just kind of curve it off a little bit. Okay, you still want to thicken it up top?

T Okay.

W And on the other side.

T Is that better?

W Um, yea, but not this wide here. It's really distinct

1155
1206

T Okay let's go ahead and start getting start in darkening things up.
Were the eye brows

W Dark.

T Darker than that?

W They were the same ah they in really well with her hair. Yea,
she ah put the mascera on so they would be the same color. Same darkness I
suppose.

T Okay you said her eyes were ah.....

W That looks good cause they weren't deep,. Her eye lashes were long.

T Okay. And her eyes were a hazel. Were they not real real dark too?

W They weren't real dark brown like a mexican american would have.

T Were they as dark as my eyes? Or lighter.

W A little bit lighter.

T Between my ears....

W Yea.

T You really didn't notice.

W You might want to bring that curve down closer at her nose.

T You mean through here?

W Ah, well don't bring it to a point there bring it to a point lower.

T Okay, like,

W More of a line the other way.

T Oh, up higher then. Right here? Okay, now looking at it ~~now~~ again
what do you think that you would want to

W Do to the picture ? Make it whole.

The End.

Date October 2, 1975
Time 1:25
Witness 210
Target 105
Technician Frank Duncan

4156 - ✓
1707

T Okay, you guessed it right when you said we are going to be trying to make his face using this particular kit. Ah, but before I begin, what I need to do is to ask you some basic questions about the person that you saw. Okay?

W Okay.

T Ah, what race was that person?

W She was a white female.

T White female. Okay, about what age?

W Ah, about 22.

T About 22, okay. How would you describe her height? Was she tall, was she about 5'6"?

W Ah, Probably about 5'6" or 5'7".

T Oh, so she was pretty tall then?

W Ah, well she was sitting down so I'm going to have to guess.

T Okay, did she look like she was a tall female? Most females are about 5'5" around that general 5'4".

W No, she didn't look a little tall. She was about average.

T About average? You'd say medium?

W Yea, I'd say that.

T Between 5'1" and say 5'5".

W Yea, general in there.

T Okay. What type of build was she? Was she slender?

W Ah, she wasn't really skinny. She ah.....

T Medium?

W Yea, about medium.

T About medium? She wasn't heavy set?

W No.

H57
1208

T Okay, what color was her hair?

W It was a dark brown.

T Dark brown. Okay, ah do you remember anything particular about her face? That would be helpful in making the composite, for example did she wear glasses?

W No, her nose was kinda slender. It was just a tiny bit longer than average I guess.

T Okay. Well what about freckles? Did she have freckles?

W No, no freckles.

T Wrinkles?

W Not really.

T Dimple or two in her chin?

W Ah, no.

T No dimples?

W Ughugh.

T No facial scars?

W No.

T Okay, what I'm going to do is construct an average face based on the information that you've given me...And while I'm doing that I'd like for you to look through this book here to see if you can find a hair style that approximates the type of hair style that she had. Okay?

W It was about like this.

T Okay. Hair style 154 huh? So, it was parted in the middle like that?

W Yes.

T Okay. What I'm doing here is just constructing a basic face and then what we can do is just change any or all of the features to try and come up with a facial composite that best approximates the person that you saw. Okay? You said that it was this one here 154? Are you pretty pleased with that hair style or would you-----we can combine them if you'd like to. Ah, in order to get the characterist of the type of hair she had. Was it long and stringy like that ?

W Ah, well it wasn't no it wasn't really stringy it was kinda ah what do you call it ah teased in the back but ah she parted it like ah real straight down the middle. It went down on the fore head and out. to the side.

T Umhuh.

W And ah that's the closest thing I could find.

1158
1209

T I could combine this one with it; however this one here.....Did it have a lot of body to it or did it lay flat against the head?

W Ah, no it was more or less flat but it wasn't stringy and ah.....

T It wasn't stringy.....

W It didn't have.....

T It didn't come out like that hair style there. What about this one here?

W Ah.....

T It's a little bit of difference in that part.

W Yea, this one's parted on the side and hers was right down the middle.

T This one's kinda in the middle but it's different. See this one's combed up and this one's combed down. Was it like that one?

W Yea, it was it came right down on the front of her fore head and then out to the side.

T Okay. And it came across the other side the same way?

W Yea it was.....

T Okay.

W Same on each side. Parted in the middle.

T Okay, let's go ahead with hair style number 154. Okay, looking at this face what is it that you don't like about it? What particular features bother you?

W Too fat across here.

T Okay, so the chin line is too fat. Okay is there any other thing about this particular face that bother you. Just looking at it quickly here. That doesn't look quite right and we can fill in to see if we can find some better features.

W Ah, other than well the hair is not right. It's ah it's you know too flat and it's.....

T¹¹⁵ Too flat?.....

W Yea, well, let's give it a little body.

T H-147. Often times by combining two different we can come up with a hair style that has a little bit more body. And isn't as flat as it might seem. Other wise.....What about that?

W Yea, that's a little better.

T Does that look a little bit better?

459
1210

W Yea.

T Okay, so we'll go ahead and combine 147 and 154. Okay, are you pretty pleased with the type of hair style we have now or are there some other changes you'd like to make?

W Only ah, you know it's got a little bit more body but it isn't stringy all out to the side. Just ah you know well kept.

T In other words, so as well combed this kind of looks wind blown?

W Yea. Or wrung out or just washed or something. All wet.

T Ah, would you rather go with the first one we had? Which is this one here, the top one?

W Yea, I believe I would.

T Okay. Alright, rather go with this one cause that has more of a combed appearance to it.

W Yea.

T Brushed or combed. Okay. You mentioned that her ah face wasn't as fat as this. That she had a long face?

W Yea, it was longer than that but it wasn't you know like real skinny, and real long but it was skinnier than that face.

T Skinnier than that. Okay. What you can do is-----what do you think of the shape of the chin? It was too fat down here. It was thinner?

W Yea, it ahlike ^{right} in through here it was thinner in the

T Did she have cheek bones that were noticable?

W. No.

T They weren't prominent. ~~Oh~~ Okay. Let's see if we can find another chin line. Was it this pointed?

W No not that much;..

T Not pointed as 42, okay. Ah, what about this one?

W 37? Yea that might look a little better.

T Okay let's put it on and see.

W Yea, that's a lot better.

T Was it more rounded? Like that?

W Well try one of the pointed ones.

T Like this one here 47? Okay. What do you think about that?

W

4460
1211

W Yea, that's better.

T That one's better 47? What about the cheek bones? Like that?

W No.

T Let's try 42.

W Yea, that's good.

T Is that good?

W Yea.

T Okay let me slip it down the back here. So, that's about how her chin was, pointed like that? Okay, ah what other features would you like to change? We added chin 42.

W Let me see some eyes.

T Okay. What do you remember about the eyes?

W Ah, they weren't that dark. And her eye lashes weren't that prominent.

T Weren't that prominent. Were they wide like this? Or were they narrow eyes? Were they wide?

W No they weren't ... They weren't real wide but ah they were about as wide as these but the eye lashes weren't that big and heavy.

T Okay. Were you able to notice the upper eye lid? Was that prominent?

W Ah, no not really.

T It wasn't prominent?

W Ughugh. So ah, ah let's see....

T Were they about that shape?

W Yea. Those look like it except ~~for~~ the eye lashes.

You know w/out

T Without the eye lashes.

W Ah just not that big.

T Okay, let's try ah E-48.

W No, those are too, too squinty. Hers were open more. Bigger.

T They were open more. Alright. Did she have real dark eyes?

W Ah,

T The color of her eyes.

H6T
1212

W They were brown.

T Brown, okay. Let's try this E-3.

W No, those are ah ah those are worst than the others.

T What bothers you about these?

W Ah, I think they are a little too dark really.

T Little bit too dark, you mean with the lines around the eyes...

W Yea.

T What about the eye brows then? I mean the eye lashes.

W Yea, those are alright. But the lines under.....

T Too many lines. Okay, Let's try E-5. No, that's N-5.

W Still too dark.

T Yea, still too.....Okay. Let's try E-32. Too squinty?

W Yea.

T Let's try E-31. Think those will be too squinty too.

W Yea. Dark.

T 69.

W Those aren't bad it's just they just weren't that dark I don't believe.
Those are almost black and ah - - - - -

T Now I can move these down in the pile that way we can control, partially control the ah how dark these features appear. For example, let's see what we can do...

W Yea, those eyes don't look bad. Bring them out one more notch.

T Up one more? Okay. You want them higher?

W Ah, yea put them up just a little.....No I was trying to get them a little bit darker.

T You want them a little more darker than that?

W Yes just a little bit darker.

T That?

W Yea that's - - - - -

T Okay.

W Scoot them up just a little bit.

T Scoot them up. Like that?

W Yea. Ah, maybe not that high.

T Down?

W Move them back down just a little bit. Yea, that's pretty good. That looks pretty good.

T You like that? That adds the general shape to the eye?

W Yea,

T Okay. Why don't you look through this book here and see if you might spot something that might be a little bit closer, than the eyes we already have on.

W What's the number of the eyes you got?

T E-69... Were there any noticeable lines underneath the eyes?

W Ughugh.

T They weren't as wide awake as those were they? Or were they? Do you want me to put one of those on and see what it looks like?

W Yea, try this one here--104.

T Her eyes were that light?

W No, not really but they weren't that dark.

T What about those?

W No, ughugh. Too light.

T Too light?

W Umhuh.

T Do you want me to move them up?

W Yea, but I.....

T You mean the iris....

W The whole eye....

T It's too wide?

W No, wait put it back in there a second.

462
1213

1163

1214

W Yea, those are too big. They're too open.

T Okay. What about these here, number 2?

W They got.....

T The upper lids are too big?

W Yea, they're too big.

T What about these?

W No, not really. I think the last ones we put in are pretty close.

T Like these the best?

W Yea.

T Were the ah....so you were able to see both the upper and the lower lashes?

W Yea.

T You could see both the upper and lower lashes of the eye. Okay, the problem with this one here was that they were

W There were just too many lines around the eyes. It was just the skin around the eyes was didn't have any you know

T Very few lines at all?

W Yea, it just didn't have anything to do with it. The eyes just stood out around.

T Okay.

W And that's all you notice was the eyes and not the lines,

T Okay. What would you like to work on now? Are you pleased with the eyes?

W Yea, they look alright.

T Okay. Looks like we have E-69 for the eyes. What would you like to work on now? The features look like they're in the right proportion? I can move them around, up and down.

W No, that looks.....

T See you can get a different effect by moving something up. Or moving it down.

W No, her nose was closer^{xo} you know like the top of it was right between her eyes.

T So, the top of the nose would be about there, right?

W Yea.

T Okay.

1164
1215

W But her lips weren't that----wait a minute----move it down just a little bit.

T Now I can move the lips as well.

23 W Okay. Move the lips up just a little bit.

T Now I can move the chin up.

W Okay. No, that's too far.

T Too far? How about that?

W Yea, it ah.....

T What about the chin distance?

W No, it's too far down.

T Chin's too far down. Okay, what about the distance from the mouth to the nose? Does that look about right? Do you want the mouth up higher?

W No that's pretty close to the way it was.

T Let me move it up one more just to get your reaction.

W No.

T Too high?

W Yea.

T That's still too high?

W Umhuh.

T Is that better? As far as the distance between the nose and the mouth, is that the best.

W Yea, that looks alright.

T Okay, but the chin is too far down, right?

W Yea.

T Okay, how's that.

W That looks better. That looks like it.

T Looks better?

W Yea.

T Okay, what about the eyes? Is that the right place for the eyes?

W Ughugh. Well, move the eye brows up just a little. But now we're shortening the face and her face was a little longer. ~~Move the eye brows up just a little.~~

1165
1216

W No, ughugh, put, move it back down.

T Move the eye brows?

W No, move everything, the eyes the nose and everything cause it's
her face--we're squating her face in and it was longer.

T It was longer. Okay, you want me to move the eye brows down.

W Yea.

T Okay, is that the length of her face like that? Ignoring this part in here?
The length of her face....was it that long?

W No, it was just a little bit shorter than that. Because it was.....a little
bit shorter.

T Is that about the.....

W Yea, okay now move the mouth up just a little bit. It's too far down on
her chin. Yea, that's pretty close.

T Okay, what about her mouth does that look right?

W Yea, it looks like her mouth.

T Is that the right shape?

W umhuh.

T Her mouth had that bow lip?

W Yea, it had a definite V right in the middle of it. And two little rises
along the little rises that went up to her nose.

T What about the lower lip was it flat like that? Sometimes it can be rounded.

W No, it was kinda thin, really.

T Could ah it possibly have been smaller than this? We have some that ~~are~~
~~xxxxxx~~ have a smaller lower lip. Would you like to see one of those?

W Yea.

T Okay. Okay, let's try L-35.

W No, this one is better.

T That one is better. Oksy let's try another one.

W That's it. ~~Let's take a lower lip like that.~~

T Let's take a lower lip like that?

1166
1217

W Umhuh.

T Let's see, what about this one here?

W That was.....

T Oh, that's one I already put on huh? Do you see one here that you would like me to put on where you could look at? This one here?

W No, that's too big. And too narrow.

T How about that one? I can put it on and get your reaction.

W Try that one.

T L-28.

W No that's too thick.

T Too thick?

W Yea. This one's more....let's try 6.

T Okay, L-6.

W No, ughugh that's not it. Not at all.

T What bothers you about that one?

W Ah it -it's drawn so that her mouth kinda sticks out

T Puckers out?

W Yea puckers a little and

T It didn't have that ~~appearance~~ appearance.

W Ughugh.

T Okay, let's put back the original mouth we had.

W That's it.

T That's the best?

W Umhuh.

T What a bout the nose?

T Were the nostrils visible like that?

W ~~Yea~~ Ughugh. It's ah no they weren't visible. And I believe it was just a little.....

12

1167
1218

T pointed down maybe. Let's look at some noses. This one here? Was it along nose? You said it was long. I remember you saying that.

W Yea, it was long.

W Try that one.

T N-37.

W Move it down just a little.

T Was it long like that one?

W Yea. Ah....

T The tip of the nose point down or did it point up?

W No, it was.....

T If it points up you can usually see the nostrils, see like ~~in~~ in this one here.

W Yea.

T If it points down, the farther down it points the harder it is to see the nostrils.

W It really didn't point down, but it you know it wasn't up. It looked.....

T It was straight forward huh?

W Yea, but that's not it.

T That's not it, okay. Let's try one. Was it a large nose?

W Ughugh.

T You said it was long.

W It was just....it didn't stick out real far but it was just a little farther than normal. And it was thin.

T Okay. So it couldn't have been this?

W No, no, ughugh.

T Okay. That's too big. Ah, Let's try 24. What about that one?

W It might look alright.

T N-24.

W The first one is too little.

T The first one is still little.

H68
1219

W It's little.

T This one here is still the best?

W Yea it is. This one here.

T This one here?

W Except maybe too long.

T But you said it was a long nose, though. What is it about this that you like? The bottom part of it?

W Yea.

T So it pointed up. The nostrils pointed up.

W No. Yea you could,----no they weren't real prominent but you could still see just a little. But it didn't stick up in the front.

T Would you call that sticking up?

W Ughugi. That's kinda you know, flat. It was just high ridge in here. But ah, it was just you know just a little taller around here.

T Was it rounded at the tip at all? It wasn't a snub nose was it?

W Ughugh.

T We'll try another one. Was it broader than this?

W No.

T Let's try 30, and see what you think of it.

W That's too dark. She didn't have the lines out to the sides.

T Now I can move that down make it lighter in appearance but what I was wondering about was the shape of it.

W No, it ah it sticks out too much,

T Her nose didn't stick out that far?

~~W It wasn't like you know, you look at that~~

W It wasn't that you know, like when you look at that you notice the real.....

T Her nose wasn't noticable.

W No, not really.

T It wasn't prominent?

W Ughugh. I really like this one the best though.

H69
1220

T You like this one the best.

W Yea, it looks more like her.

T

W I think it does.

T You wouldn't want to change the eye brows or anything else. You just want to leave them?

W No, those look like her eye brows. Wait a second----you got any just a ~~little~~ little bit thinner than that?

T Umhuh. You want to leave the nose then?

W Yea.

T Okay we'll leave N-35 on. You like the shape of the eye brows then.

W Yea, but just a little bit thinner.

T Now they were arched like this?

W Umhuh.

T By thinner you mean that there weren't as many hairs, it was lighter.

W Yea.

T She had plucked her eye brows then?

W Yea. ~~Almost a faint line almost like a pencil line then, huh?~~

T Almost a faint line almost like a pencil line then, huh? Which was she?

W They were more arched. Try 2. Is that about the same?

T Yea, we can try 2. That's what we had. They weren't this light?

W Ughugh. Guess those are about as thin as we are going to get.

T Want me to put 71 on or are they not arched enough.

W Ughugh, those are too high in the middle.

T What about these.

W Those are too flat across.

T A little bit more wider here. The rest of these are bushy. And they weren't bushy, were they?

W Ughugh.

T What about those?

W No, they are too thick.

T -----

W I guess out of all of those there would be the best.

T Okay, use D-2 huh? Were they that thin?

W Yea.

T You want me to make them lighter?

W Make them lighter.

T How's that?

W That's good.

T Did she have a dimple or anything down here?

W No.

T Any lines by the mouth? You remember?

W Ughugh. That looks pretty close to her. All I can remember it.

T You like the general shape of the face and everything?

W Yea.

T Okay, would ah-----there anything on there that you would like to change?
Just leave it the way it is?

W Just leave it like that.

T Okay ah what I want you to do is rate this face according to ah how similar you think this face is to the person that you saw. Okay with rate it on a scale from one to ten. With one meaning that it doesn't look at all like the person that you saw. And ten meaning that it looks exactly like the person that you saw. How would you rate this?

W Probably about 7.

T You'd rate it a 7 so we're getting close to.....

W See ah

T But it still bothers you huh?

W No, I just---when I saw her she was happy and I never saw her with you know like.....

T You want a smiling mouth on there?

W Ah, You know if I change it too much more you know it won't look any.....
Well that looks pretty close to her.

T Okay, so you'd give her about a 7 huh?

1170
1221

W Yes, as far as this is concerned.

T Okay, I guess that's about it. The time is 2:05.

1171
1222

The End

W 212

Time: 3:20

Identikit Tech: R. Fowler

1472
1223

T White Female, right?

W Right

T Now, how old was she?

W 25.

T How tall was she?

W 5' 8".

T How would you describe her build, slender, heavy?

W Slender.

T What color hair did she have?

W It was kind of bleached out, with roots showing.

T Did she wear glasses?

W No.

T N-35, L-03 D-02, You might have to look through here to see if you can find any hair that looks like it might be the hair. Maybe you can find the one that might be least far away. C-47 plus 1. E-15. Okay, did you find any hairstyles?

W Nothing really similar. Closest to this, I guess, but it was fuller and curlier. Larger curls. Probably a tighter curl. Yeah, but it was full all the way around.

T Oh, okay, so it may be more like that?

W Yeah, but it was more on the top. A little bit longer, too. Probably this length here, but all the way around.

T Okay, let's try one first, then take a look at the other. H-121. H-155.

W You can't get any closer, right? Neither one is really closer.

T Sometimes you can't get very close at all. Okay, from here, what looks least like the person that you saw.

W The lips.

T How were they different? Were they about that wide? The mouth was the most dominant one?

W Actually it was smaller.

T How about the shape, was it curved up?

W I think her face wasn't that full.

T No, I mean the lip shape.

W I think they were narrower.

1173
1224

T L-22, Is that them?

W No.

T L-19.

W No. These look wider, she looks like an older woman.

T Yeah. L-10.

W Her mouth was fuller than that.

T Fuller.

W Can I try to pick it out?

T Oh, sure.

W Okay, -----14, did we try that one already?

T L-14. W _____ the thickness is a little bit too wide, and too long..

T L-1.

W Perhaps it's the shape of the face that could be throwing ~~me~~ off the lips.

T Okay, let's leave these on for the time being, and work on the shape of the face. How was her face shape different?

W Her head appears a lot larger there tahn it really was. I dont believe it was that full..

T Did her chin come down to a point like thas?

W No. She had hardly no chin.

T C-28. Anything like that?

W That looks distorted, doesn't it?

T You mean the ridges, how it's drawn? Yeah.

W That one's too full also.

T Okay. C-30. Is that any more like it.

W I guess that's about the best you've got there. The closest, anyway.

T How ~~what~~ was it different from this particular chin?

W Perhaps it wasn't that long.

T well, we can change that. C-30 minus 1. Does that help any?

W Yeah, I think so. That helps considerably.

T Okay, these lips look any better now?

W They look a little bit too full.

T Okay, we'll try the others. L-14.

W Yeah, let's try those for a while.

T Okay. How about the nose, was her nose like that?

W She had a very delicate nose. Very small. It was a nice nose, you know?

T This is about one of the smaller noses.

W _____

T Let's try a couple more to see if perhaps----- . N-37.

W No.

T That's not it. N-35. I believe this is the smallest.

W Okay.

T What about her eyebrows.

W They were narrow. They were brown.

T Were they any more---, you mean by narrow, closer together, or less full.

W They just appear full. They really were not too pronounced, and were kind of a light brown color.

T How are these with respect to shape. Did hers come out like this, and come down a bit.

W No. These are full on the inside. Hers were a bit more even.

T Well, let me try one that's similar to that, it may or may not improve it.. D-71.

W Naw.

T Worse?

W It doesn't look anything like it.

T Okay. D-2. Okay, how about those eyes?

W The eyes are a little too far away from each other. They're not so round, you know? They were large, but they weren't like that. There were bags under her eyes, also.

T So they weren't this open? Is that what you mean?

W Yeah, that's right.. They were like this, I think.

T E-14. How might her eyes have differed from these.

W I think they were a bit thinner. She did have small bags under her eyes.

T Let's see if I can find one. E-4! Is that any better?

W Yeah, I guess that would be better.

1174
1225

T Still not quite right, though?

W I don't know if it's so much the eyes that are throwing everything off, it's just that some of the features aren't coming together. The eyes are probably the closest things we've gotten so far.

T Okay, well, from where we are now, besides the hair, what's least like the person you saw?

W Well, the nose still seems big.

T Yeah, I'm afraid that is the smallest nose we have. This

W This girl had a real kind of pleasant face. Real plain, no makeup. Very delicate features...lips, and eyes. Nothing was terribly pronounced. It still looks a bit too large. Her lips were evenly...just...the dark portion of the lips showing almost all the way across.

T Those are all too thick. This one's too small and this one is even smaller. So, the lips are like this, but not this wide?

W Yeah.

T Well, okay...

W You notice how these are pointed...her's didn't come that much, you know.

T Yeah, just leave off the points, huh?

W And they were more, I don't know, I wouldn't say rounded, but, but there wasn't such a big difference between the middle and the end. Understand what I mean?

T Let me try another one. L 21.

W See that...the way the lip was distributed, it's still too thick.

T Still too thick. Which one of these two lips give the best overall impression.

W Probably this one.

T Okay. L 14.

W Okay, her face is still not that full...and...

T You mean more thin on the sides?

W Yeah, a little thinner on the sides. I think the thing that is really...her head looks so big, you know what I mean?

T Yeah. I see what you mean.

W I guess there's not much you can do about it though.

T Would that help? A little too much. Let me try another hair. H 121.

W Why don't we try both of them. This one seems to be fuller on the sides.

W That's too high on the top. It's not that much. It's rather bouffant. It resembled a shag type of thing, you know.

T A shag...maybe...anything like that?

W No. It's curlless.

T curlless. Does this look a bit more like the person you saw than the other one?

W You know, it has more hair, like this chick had more hair. But...ah....I'd say it wasn't as full. This girl's hair looks like it's been teased up or something. This girl had like real loose curls, you know. Round like, you know? And...ah...kind of blondish. Saw the roots shining, it was real distinctive looking.

T Okay, well, if you had to choose between this one and this one, which one would you pick? Which one do you think gives the better overall impression?

W I guess it's this one, because this one just doesn't make her look like she has enough hair. Although, this really isn't that much like her either.

T Okay. H 155. Okay. What about this distance, like ^{the} ~~s. sides~~ of her forehead?

W It's ah...

T Would some of her forehead be showing a little bit? Because I can move this up or down. Up like this, is that any better?

W Yeah.

T Okay, how about if I move it up a little more? Why better?

W Yeah, that's about right.

T H plus 2. How about the distance between her eyebrows and her eyes, is that about right?

W I think so.

T What about the length of her nose? That is I can move the nose up or down. And make it look longer or shorter.

W It was a medium nose, you know. I'd say that nose is a little bit nicer than her nose. Her nose, like I said, was much more delicate.

T I see. Okay, how about the distance between her lips and her nose, or upper lip? Was it this much? Was it any smaller or larger?

W No, it's about right.

T Okay. And then the sides of her chin here? You think we could move that up or down some, make it look larger or smaller?

W Only thing, if we move it down, it'll make her face look fuller, and her face wasn't that full.

T I see. Okay. Let's see what it looks like if we move it up one more. Any better?

1176
1227

T C plus 2.

W Yeah, it could be even better, except the, you know, like the forehead is still too big. And the cheeks are a bit too full.

T Okay, by forehead, you mean...

W Just the whole head.

T Oh, I see. We've done what we can do... if you were to rate this picture from 1 to 10 as to how much it looks like the person you saw. And if one were no resemblance, and 10 was perfect resemblance, what would you...what kind of number might you assign to this?

W Oh, gosh...3.

T Well, okay.

The end.

H77
1228

Date October 6, 1975
Time 1:20
Witness Number 214
Target Number 107
Technician Frank Duncan

1178

✓

1229

T What race?

W White.

T White, Okay. Male or female?

W Female.

T Female, okay. Ah, approximately what would you place her age as being?

W Around 20.

T Around 20?

W Umhuh 19-20.

T Okay. Let's see what was, how tall was she?

W She didn't stand up. Oh, about 5'6".

T So she was fairly tall?

W No, more medium height.

T More medium?

W Extra medium, . . .

T Okay. What about her build?

W She was a little heavy.

T A little heavy. Okay, what color hair did she have?

W Blonde.

T Blonde? Okay, do you remember any additional information about her face for example was she wearing glasses?

W No.

T Did she have any facial scars or dimples?

W Ah, she had like pox marks.

T Pox marks? Okay, acne then.

W Yes.

✓

H79
1230

T Alright. Any freckles?

W No.

T No freckles. No wrinkles around the eyes or.....

W No. Real heavy make up. I didn't know if that made a difference.

T Heavy makeup. Ah, let's see. Okay, what I'm going to do know is to construct a basic face based on the information that you've given. It'll be an average face you know based on the information.

W Okay.

T While I'm doing that I need for you to look through this book and to see if you can find a hairstyle that matches the type of hair style she had. Okay?

W Alright.

T Should be somewhere in there. Hopefully.

W I know what it looks like. It's just like mine.

T Looks just like yours?

W I mean it was parted down down the center and short. Basic face.

T Yea this is just an average face, then we can make any changes that are necessary in order to make it look more like the person you saw. Hopefully we can do that. Let's see N03, E-10, L-09, D-21, and C-03. Okay let me put these together quickly. You didn't find a hair style at all in there that would be close to it.

W Well, close to it?

T Well we can combine some of the hair styles in order to ah find one.

W Oh, great.

T We'll probably have to.

W It was something like this but longer.

T Okay. Hairstyle 154 Huh.

W Let's try that. Close to it.

T You want to try H-154, okay.

W I mean that's as close as we can get.

T You think she was heavy Huh? Could she have been?

W Try a more medium build.

T More medium build. Okay, C-28.

H180

1231

W Think she might have been a little more medium. She wasn't exactly gigantic but she wasn't thin.

T Now what we are going to do is start changing the features on the face. Until we come up with a composite that looks more like the person you saw. Okay? Now let's start with the ah, hair style since that was the first thing I mentioned. It was long like this, it was parted in the center?

W Yes. Well it went back similar like mine is supposed to when it's clean. It was all different layers. Real long.

T Different layers? Was it----it was kinda curly like yours then?

W No, it was more straighter but it was cut like this but a little you know smoother it wasn't curly.

T Um, okay.

W I guess now it doesn't really mean parted. It went back and they separated, in the front.

T Okay.

W I think she had like a wig on. First thing I noticed on her was her hair. But it was straight.

T What don't you like about this particular hair style?

W The way it's like this.

T Okay. Her hair didn't point down like that?

W No it came like this.

T It came out.

W It came more fuller. But I mean that was as close as I could find.

T Let's see. Would it be more like that one?

W Try that one. That maybe a little better.

T Okay. H-153.

W That's a little better.

T Does that look better?

W Yea. She still looks like a man though but it's better.

8 T

T Yea, well we can do some more changing around.

W That's as close as we're going to get.

T Okay, H-153. Okay, what is it that you don't like about this now?

W Nose.....

T What bothers you? The nose? Okay what would you change?

W She had a little nose.

T She had a real small.....

W Not little nose, skinny nose.

T Skinny nose? Was it real small down here by the base of the nose? Was it real small? Was it....did she have a small nose.....like I've got a small nose? I think I have a small nose.

W No it was littler.

T Smaller than mine.

W Her face was bigger than yours.

T Okay.

W She had a different nose though.

T She had a different nose, than mine. Alright.

W They must have got modern noses.

T Noses are made pretty standard over time. You don't change the styling unless you go in for plastic surgery. Let's look for some noses. Small nose huh?

W Well let's see it wasn't fat like that.

T Were the nostrils visible?

W I don't know.

T In other words, see sometimes the nostrils are visible depends if the nose pointed up or if it pointed down.

W It pointed just normal but you didn't see the nostrils.

T Nostrils weren't that visible.

W It was a delicate nose.

T A delicate nose?

W Yea, those are too, those are too harsh looking, for her.

T Saying she had a small delicate nose.

H8T
1232

T Was it pretty, was it in proportion to her face? I mean did she.....

1233
H88

W Small.

T It was small in proportion to her face. She had a real large face then huh?

W Umhuh.

T What about this nose here?

W That nose looks better.

T ~~Alright~~. Okay, we'll try N-35.

W That looks better.

T Okay.

W That looks like the normal nose. That looks more like your nose. The only thing they don't have on here is teeth. And that's the first thing I noticed.

T She was smiling a lot then huh?

W No, I'm a dental technician so the first thing I see is teeth.

T Oh, okay.

W First thing. That's more like her nose.

T That's more like her nose?

W Umhuh. it's getting there.

T Okay, getting there. What don't you still like about it?

W The chin. She had the skinny chin right here you know it was real small like and it was a double chin.

T Oh, she had a double chin? Was it pointy?

W Yea, it was a more prominent chin, like this is just all rounded out you could see the actual chin itself.

T Oh, okay. So you could actually see the jaw bone then sticking through?

W Yea.

T Okay, except she had a double chin.

W Umhuh.

T Probably cause she was over weight. Let's see.....

W She has a chin line like that maybe.

T Like this one?

W Yea. It was a narrow I mean you know type, face I mean it wasn't.....
this is way too wide for her face.

T This is too wide?

W Yea.

T I thought you said she had a big face though.

W She did but it was narrow right here at the chin. I'm looking for a narrow chin but a wide face.

T Okay.

W You know this part was narrow. It seemed to be narrow.

T Oh, okay. She had a a large portion of her face was narrow, the other portion was large.

W Umhuh.

T Alright, let's try C-42. See what it looks like.

W That won't look anything like her.

T We'll keep changing until you're satisfied. Okay chin line 42.

W No.

T Hold on a second I can slip this behind the hair and I can also move it down. How far was it from the mouth do you remember? Just about that close to the mouth?

W Longer. That's more like it.

T Does that look like that?

W Yea. That looks pretty close.

T It's kinda puffy like.

W Yea she had definite chin.

T Alright. It wasn't a prominent chin then?

W No.

T Okay. Did she have like ah cheek bones like that? Did she have cheek bones at all that were noticable?

W Yea.

T They were? Do you want to try this one now?

W Let try that one. She did have cheek bones.

T C-47.

W There that looks better.

1183
1234

T Does that look better with

W Yea, she's looking a little more delicate looking, I mean before it was like it was just a harsh man's face.

T Yea, well a lot of these are based on male faces.

W That's better.

T That looks better?

W Umhuh.

T Okay.

W And her eyes went down.

T Her eyes were down more?

W No. They were slanted this way more.

T Okay, you want to change her eyes then?

W Umhuh.

T Alright.

W I don't like her eyes.

T Okay, slanted down. Like that?

W No, they were big and slanted down. Real wide.

T Like those? Did she have noticeable.....Oh that big.

W Yes, well she had so much eye make up on I mean it was she had real thick lashes. I mean they had a lot of mascara_____

T Okay, both the upper and the lower lashes?

W That looks like them.

T This one does?

W Yea, see how they slant down a little bit and they are real heavy in the eye lash part.

T Yea. What about the upper eye lid? Was it that thick?

W Yea. Cause it, well having that much eye make up on very very prominently blue it makes it look heavy. I mean it wasn't faint blue, it was thick.

T Okay we'll try E-38 looks like.

W Looks pretty good. I mean they were most one of the prominent features on her face.

T Were her eyes?

1284
1235

H85
1236

W Umhuh.

T Cause of all the mascara?

W Umhuh.

T Well we can't add any mascara in.

W No, that's why I was looking for the darkness of them though. No that isn't right either.

T They're too dark?

W Yea. I mean that's just, all that smudgeiness around well maybe it's the eye lashes the eye brows.

T If it's the eyedo you want.....well hold on let's try and see if we can narrow the eyes down to what you thought they looked like.

W I don't like those eyes.

T Okay.

W I don't like those eyes at all.

T No, okay. Scratch E-38.

W Cut those eyes.

T E-59.

W They're slanted down _____.

T E-59. Um, that has some eye lash that are visible.

W No..

T Too small?

W Maybe it's just that there is too much what would you call this part? Ah...

T The distance between your eye brows and your eyes?

W No. Where it comes looks slanted but hers were big and open those look squinty. You know I mean ^{they're} they were still open

T Okay, her ah upper eye lid didn't fold over like that.

W Yes. Maybe like that.

T Okay.

W You know they were open but they stillI'll go with the fullness rather than the slantness.

T Okay, we'll....let's see.....

W Try that.

T Let's try E-13 then. Some people notice the eyes some people notice ~~the~~

(Continued from previous page)

T other features.

W That's better.

T What do you like about that?

W I don't like the nose.

T Okay we can change that but what do you like about the eyes?

W They're full.

T Okay, they're wide.

W Yea. They didn't have that much room between the eye brows though.

T Okay. Do you want me to move the eye brows down?

W Well, her eye brows were thinner.

T Okay.

W Those are too thick.

T Are you pleased with those eyes?

W Yea, I think they look pretty good.

T Okay. Okay let's go to the eye brows now. Alright?

W Umhuh. Thinner.

T Thinner eye brows?

W Yea, and they didn't come in to her hair line like that.

T Yea, okay. Thin eye brows. Were they arched?

W Not too much.

T Okay.

W No.

T Ah, how about those?

W No.

T They weren't arched at all. Were they straight across?

W Well, more like that.

T About like those. Except it wasn't that much of an arch.

W No, no, no, no, no, you know fair so that makes it.

H86
1237

T Okay, they were real light so she didn't use a lot of mascara on her eyebrows?

W You don't use mascara on your eye brows.

T You can use a pencil you know and make it a little darker.

W Well the thing is she had blonde hair and they were light. They were light. That's the trouble with those, those are too dark. She had light eye brows.

T Oh, okay.

W They were like that.

T D-17.

W I mean you know they were fair cause her hair was blonde.

T So she didn't have to pluck her eye brows or anything like that?

W No, she didn't have to big pencil hae eye brows either.

T Afraid those look too bushy.

W Those are too.....Try those. Those look lighter.

T E-16.

W They were very light.

T Is this the general shape of them though?

W Umhuh.

T It is?

W That's it cause they're light.

T Is it that?

W Too, too wide.

T Too wide? They need to be closer together?

W Umhuh.

T But the same shape.

W Umhuh.

T Well maybe....did we try 13?

W No.

T Let's try that. D-13. See what it looks like.

5⁰

W They're bushy.

1187
1238

T Yea they don't have that many female eye brows.

W Um, that that isn't bad.

T Does that look better?

W Umhuh.

T Cause they're closer together?

W Umhuh that's it they closer together. That's looks pretty good. Now the nose is terrible.

T Okay. Let's go back to noses.

W Not quite that wide.

T She had a little.....

W A little nose. It didn't have that, this part.

T It wasn't long like that. That's a small nose.

W Well I wish you wouldn't put that dark stuff on it.

T Well I can move it down in a pile.

W Try that. Her nose is in her eye.

T Okay. I can move it down and I can also place it. Lower in the deck, that way it's lighter. Down some more?

W That't.....No that's what's showing it prominent. This lowered kit. Put it back up there again.

T What about there?

W Yea. Yep.

T That's usually where your nose is in align with your eyes. Hopefully.

W I know, nose is getting confusing. That looks pretty good.

T Does it still bother you?

W No it's starting to look, it's her mouth. That's not her mouth.

T Okay.

W Her mouth's skinny. She had a small mouth but a round mouth.

T Small round mouth. Okay, let's see here.

W does things for her eyes. Yes those are her eyes.

T And those eye brows are terrible.

W Close as we are going to get to them.

1188
1239

T Well, we might be able to get even closer. Let's get, do the lips.
Okay, now. You said it was ah, was it straight across her mouth?
It was small and round you said.

1189
1240

W Yea.

T Small and round.

W Something like that.

T Something like that.

W This is too skinny. You know too long and skinny.

T She had thicker lips than that?

W Umhuh.

T Okay, let's try L-40.

W Oh my, those are terrible. Move them down. Oh no. Are they up side down?

T No.

W No that's not it. What number is that?

T 40.

W No.

T They're smaller than that?

W No, they're just not shaped like that. That's about the size but they're
just not shaped like that.

T Okay. Let's try 15.

W No that's not it.

T It's not that shape. Ah, was it straight across?

W Which one's 15? Let's maybe now not go straight across. That's not,
that's not maybe that's what's wrong.

T Were they curved like this?

W Those look like curve down. That's not it. Which one is number 15 on there?
There it is, that's it. No, no that's terrible. Let's try this one.

T Okay 35.

W It was just a normal, it wasn't anything prominent I mean you know it wasn't.....

T It wasn't anything prominent?

W Yea, well I mean like that's a prominent lip.

T Yea, really.

W About as prominent as it can get.

W No, move it down farther too. She's moving her eyes.

T How about that?

W Yea.

T Were they lighter than that? I can make them lighter.

W Oh, you can?

T Sure.

W Try that. Yea, she didn't have any lip stick on. That looks pretty good.

T They slope down like that. They were thin lips? I thought you said rounded.

W How bout you get rid of thoseyea.....get rid of those that part of it.

T It wasn't that long?

W No. It was smaller. Cause she had a real high her upper jaw was real high because I noticed the prominence of the teeth. Tooth. Cause that's what I noticed.

T L-35 doesn't look like it's going to work. However, let's look at 19.

W Yea, that's more like it.

T That's a real small mouth.

W Yea, but I look, if his lips were a little bigger but they were small, like that.

T Small like that but a little bit bigger.

W No.

T Let's try 26.

W That's it.

T Is that it?

W Yea that's better. Now what don't I like about that? I don't like this face.

T You don't like this face?

W It's still awful dark. Lighten him up a little bit.

T Okay, I'll move it down some more.

W That's it.

1190
1241

T Does that look.....

W Yea, that's getting more like her.

T Want me to move it down any?

W No, right where it's at. There that's better. At least that's what I think she looks like. The face is wrong though.

T The face is wrong?

T The shape of the face?

W Yea. Everything else seems to be tying into what she looks like.

T Shape of the face. Okay, let's look at chin lines again.

W Nope those are mens' chins.

T Seen some women with these chins I bet. So you can't really you know....

W Yea. No. That's the chin I got.

T That's the one that we have on now. Do you want to try this one here?

W No it's too round.

T Tooround? It's kind of pointy.

W Well, it's too much of a distance between her ears.

T She had a narrower.....

W She had a , maybe the rest of her was bigger and her face was skinny. That's possible.

T The rest of her was bigger? We'll just concentrate on the face, we can't make a body with this kit.

W No.

T But you said she had a double chin. Didn't you?

W Yes but it was a different kind of double chin. Haven't you ever seen people that have little chins here? But it was heavier down here. She didn't have the definite mold right there.

T That's a double chin? This was the effecton of a double chin?

W Alright, alright.

T Something like this? I mean ignore the ears but.....

W No. So far this is still the best, of what she's going to be.

491
1242

1243
1192

T You said that she had wider face?

W Maybe that's her face but it's the hair. I mean it's hard when the hair

T The hair. Do you want me to move the hair down?

W No, the hair is totally wrong.

T The hair is totally wrong?

W Did her hair look like my hair? She had real long hair.

T So it went down to the small of her back?

W Umhuh.

T Real far. Alright.

W Well see that's the problem, the hairs are wrong. Other than that, that looks pretty much like her face.

T This is the right hair style though?

W General.....

T No it isn't.....

W No, it's the wrong hair style. Ah.....

T Was it that high up the forehead?

W Yep. Umhuh. Other than that that's what she looks like, I think.

T So it can be moved.

W Don't take it off, she'll be bald.

T No, you can move it down.

W No, no, I like where it was at. I gotta pick a hair style. I guess that's going to be it.

T Imagine we don't have the hair style on. Okay I'm going to take the hair style off. And I want you to look at this and imagine, imagine her face, okay. And imagine looking at this face with the hair style that she has. What I'm interested in is the facial shape. See hair style can be changed facial features can't. So I want you to look at this face.

W That's her.

T Does that look like her?

W I think so. The eyes and the nose are right. Wait a minute. Move the eyes up a little bit.

1193
1244

T The eyes up a little.

W No up a little bit. move the eye brows up to to your left.

T Move the eye brows up?

W You know, set that part of her face up.

T Okay.

W Move the eye brows up a little more.

T Up a little more?

W Umhuh. Down a little bit.

T Down a little bit.

W A little bit.

T Um.

W Really, I can't believe how much it makes a difference if you just move the eye brows around.

T Oh yea.

W No, move them up.

T It's probably in between the two nostrils.

W Yea, I'm trying to find out just which would she look the best on. She looks it looks better with the up ones,

T Okay.

W I mean that looked more like her.

T That.

W Yea. Yea, that looks like her,

T And lips?

W The face though.

T The face. That's what we're working on.

W No, no,no, the out line.

T The outline.

W Something about the out line.

T Alright.

W That's her, that's her though. Um.

T This is her?

W Yea, that's her.

T So, the mouth, the nose, the eyes and the eye brows.

W What's that look like? Is that what I got?

T No. C-12.

W Let's try ah, let's try a.....There's something---sometime what I think that -----

T Yea, it could possibly be there.

W Everybody seems to you know have a differentUm.....

T Don't worry about the ears cause that would be covered up with the hair style any way.

W That's it, that's more like it. Let's take that. It's better than the other one.

T Looks more like it. We still may be able to use

W I still need a prominent chin.

T Has to jut out?

W Umhuh. I mean you know it's there.

T Did sheOkay you want to know that it's there?

W Umhuh.

T Alright I'll help you realize that it's there. Let's see what was this? C-12 and

W Age lines.

T Absolutely.

W At 20 and age lines?

T No, but I'll be able to make you realize the chin is there.

W Yea, that's it.

T Is that it?

W Yea that's her.

H97
1245

T Age line 12. Anything else?

W No.

T Any lines by the mouth, here?

W UM.

T Did she smile? Do you remember?

W Let's try that, yea maybe.....

T Cause when you smile you got you know little dimples there.

W Oh, that's maybe that's what the space is missing.

T Umhuh, right.

W It's missing lines.

T The thing what makes it look like a human face. Okay.

W

T Okay, she didn't have a dimple or anything like that, double chin.

W No, no, That's just the way it looked.

T Okay. Now, let's try 17. A-17.

W That's too many lines.

T I can hold on let me move it down, a little.

W That is pretty good isn't it.

T Umhuh.

W Move them down. Move them lots down maybe too.

T Okay, move this one down first. And get your reaction to it.

W Um, yea, that looks pretty good. Yea shows the.....got anything a little less prominent?

T Um....

W Which ones are those? On here?

T These here.

W Okay that's.....is this just on one side of the face?

T Yea, I guess so.

W Like these are a lot less right there. I mean it's a lot less prominent.

1195
1246

T I don't know what those are. We'll see right now A-21 and A-23. I think those are by the eyes though. Be my gurss.

W Oh.

T Don't you think so? Cause of the eyes.

W She didn't have those by the eyes. No she didn't have any of those by the eyes.

T Oh, I see, I know what they are. They'll be two lines in there you know when you wrinkle your eye brows you sometimes get two lines there.

W Like that?

T Yea.

W Um.

T That's what it would be. Did she have that? No? Okay let's see what else.

W What are those lines for?

T These are for the fore head. Like you have.

W Those are the cheek bones. I wonder if she had cheek bones.

T Put those on.....

W Yea - - - - -

T Oh, those are by the eyes.

W Um, let's see.

T Little crows! feet.

W No she didn't have any of those.

T Okay. Ah.....

W Does that make the whole face look thin and in the chin?

T Umhuh. Just to put that on her A-24.

W Cause that was a prominent feature about her was this part was the way the bones did the protruding of the teeth. That looks the best just the way it is. cause these are making her look old. And she wasn't old. No, that making her lookall the lines you're putting on her make her look older. All she had was the prominent most prominent chin line and this. I think this, that's just enough.

T Okay, the lines by the nose?

W Yea. I think she looks pretty good.

T Let's put the hair style back on.

1196
1247



CONTINUED

4 OF 5

1248
L197

W Oh no let's not. Look at the lady's hair style. That's too much of a man't hair style.

T Okay, let's see if we can find something else maybe.

W No, no. You know what kind of style she has got. You've seen it. Just when they run a air blower through it. That's just you know.....

T Just like yours right?

W Yea, except it's not curly. Ah, it was straight. Those have too much of a definite part. You know what I mean?

T Too much of a definite part.

W Like this.

T You couldn't see the part?

W No, not on her. Well her hair wasn't likeyea but my hair is not her hair.

T Oh, thought you said it was.

W No, it went back like this but hers was clean and it didn't part down the center like mine does.

T Was it on the side then?

W No. It well it had a part but it would have been back in here. I mean it went!.....if you.....

T Oh, she had it combed back then?

W If you take your brush and just comb it back it's gonna

T So it kind of slips backwards.

W Yea, it's gonna go like this, on both sides. I mean it was straighter. Ah, it didn't have these definite parts in it. I mean that's....the thing is

T Did she....so she flipped it back and it kinda fell forward?

W Yea.

T So it would be kinda like that.

W Let's try that..

T The front of it.

W Except without the bangs. Cause it was long. Because there is nothing in there that looks like it.

T H-147.

W No. Can't you just leave the hair off?

T I'm afraid we can't.

W No I don't like that.

T You don't like that combination at all?

W Oh, my goodness, no that's too black it was blonde too.

T Hold on, let's see. See this is a blonde hair style here. Oh.
hold on. The ears weren't visible were they?

W No. Can you mix hair styles?

T Yea, why? Do you see two you'd like to mix?

W I was going to see if I could find the front of onethat's it. Maybe
in the men you could find the front like I'm looking for but the length of
something else. No, she didn't have bangs. That's curly hair. She had
straight hair. Her hair was....she brushed it back and it went like on the
side. I mean you know, you've seen it.

T No, I haven't seen it yet. I've probably seen a hair style like it.

W I mean you probably, I mean it's a thousand in one ~~this~~

T This is the way it looked again.

W No, she didn't have no hair, she's not bald. No. That's....

T Does the combination do anything?

W Of all of them this is the closest, but lets' put it up a little higher.
Maybe it's that it was crowding her face too much. Yea, that's better.
She had more fore head.

T Okay, go ahead....do you want me to try put it up one more?

W No. Now that's it. I mena if she had all of this I mean if she took her
and parted it like that, I think that's going to be the closest.

T Okay.

W I mean you don't have the hair style, there's nothing I can do.

R Right. Yea, but this is the closest we can get to it.

T Umhuh.

W

T

W Umhuh. See that hair line is straight across, her hairline wasn't straight
across.

T Well that's not really straight across.

W Umhuh.

1249
1198

W That's the best one we're going to find. -----
Try putting something light like that in.

T 104.

W people's hair goes down.

T Okay.

W Which is a pretty prominent feature. So far that looks like about her.
If you know,

T If we had the right hair style.

W Yea.

T Okay.

W That's the way I see. Let's leave it off.

T Okay.

W It's too prominent. No, that's her.

T That's her?

W That's her.

T Okay. Pretty well satisfied with it now? If you could give this a rating on
say how similar this looks to the person that you saw okay based on a scale
where 1 means it doesn't look at all like the person and 10 that it looks
exactly like the person. What would you rate it as?

W About a 7.

T About a 7, so we're getting close to what it looks like.

W Umhuh.

T Okay so you'd give her a 7 then. Alright.

THE END

1199
1250

T 400 108
W 217
S. Neyland
Sketch Artist

1200 1251

T I start out by marking down some of the basic information on this sheet of paper.
So, if you'll give me the approximate age of the person.

W 18.

T Okay. Was this a male or female.

W Female.

T Okay, was the build slender, medium, or heavy?

W

T The color of the hair?

W Blonde.

T And the eyes? Were they blue...or...if you can't remember that, maybe you can remember of they're light or dark?

W They were light.

T Okay, and the complexion was fair, tan or dark?

W Fair.

T And the skin...was it smooth or rough?

W I'd say smooth.

T And did she wear glasses?

W No.

T Okay. Now, I'll start out with the sketch here, in which I'll draw basically just outlines and rather light drawing; and then when we are settled about the size dimensions, I'll go back and darken it. Also, if during this time, there's something that I'm drawing that you want to change, feel free to tell me, okay? Is there anything particular about this person that's unusual or something that is just a little different from normal that would be recognizable, you can draw on that. Okay, I usually start out with the facial shape of the person.

W She had wide cheekbones. I think it's a little thinner here, but a square look. A real prominent point here. It came down, went across and back up.

T Was it a little more like this? Sometime, when you get other things in there, it will read a little better. I'll take a little bit off of each side.

W Okay.

T Maybe more like that?

W It wasn't rounded at the bottom. He had it....there....yeah....

T What type of hair did this person have?

W She has blonde....gypsy style.

T Okay, and was it parted in the center?

1201
1252

W Yeah.

T Did it hang down over her forehead like mine? Or was it pushed back?

W More out, a little bit further back.

T Okay, and how far down did it come?

W It was pretty long, and I think it came down to...

T Was it pretty soft and full?

W Uh huh.

T Could you see here ears at all?

W It curled underneath the chin here and fell down here. A little bit more curl than you're giving it.

T Okay.

W *Fuller &*
A little more curl.

T Okay, What type of collar did she have on?

W This kind.
flip

T Did it ~~turn~~ under?

W It was just a mass of flips, and curls, and waves. More up here and more....

T When I go in with a darker pencil, I can bring out the curls. a little bit more. Was it any fuller at all up in this forehead part?

W It just was lower. *more of this*

T Let's go ahead and start putting in the features, like, for instance, the nose. Was there anything peculiar about the nose...

W Yes, it had a slight ~~flair~~ *flair* here and then an indentation; it came out real flaired and to a point. A little bit wider, yeah.

T This area up here where it meets the brow, and in here, did they indent, or was there a fairly wide space.

W Right, a fairly wide space.

T And it was a point at the end?

W Uh huh. Not a real pronounced one, but there was a point. You're making the bridge of it too narrow.

T This area right here?

W Uhhuh. It looks too long.

T The whole nose is too long?

W It seemed to go this way instead of going up.

T You ~~mean~~ mean, wide....

W A little wider than what you have here.

T Even more so than this?

W Let me see, there's something wrong here, it's a little wider out this way.

T So, she really had a rather wide nose?

W Uh huh. You couldn't classify it just as wide. It was shaped...not uniform.

T Was it more like that?

W It comes out a little bit more here.

T Okay, so it's not so much of a pronounced area where it indents here.

W It is, but it's hidden....and it goes back here. And. Again, being the long, it was all little wider and it arched up this way. Now that's getting better. I know there's no way I can get her exactly, but looks more like it. Her nostrils didn't show. It was more....

T Let me take some of this out then.

W There there...

T Okay, now, in the area right below the mouth and below the nose, this indentation here, was it very noticable on her. Or was it just pretty slight.

W It was a little bit long here, it was just very slight.

T Okay, her mouth....Let's put her lips in now. Was the line of her mouth straight, or curvy, or....was it wide....?

W ~~It was like her nose...~~ It turned down like the nose...it was....it didn't turn up at the corners.

T And this would be the center line?

W Uh huh. And it was fairly wide. ^{It} It didn't come up at the corners.

T It just was straight more, or did it ^{slump} slump down

W She was smiling most of the time, she was nervous. Yeah, I'd say like that.

T Okay, was the top lip very pointed, was it thick lips...

W She didn't seem to have a real pronounced mouth.

T Okay. This seems a little thick.

W Uh huh. I'd say, from what I could see of her mouth, that would look like it when it was closed.

T Okay, this area underneath the mouth, now, was it a strong indentation there with a ~~large shadow~~ large shadow area, or was it just a slight one.

W uh huh. I'll tell you what's wrong with the whole picture right now. The ~~face~~

1207
1253

T Okay, is it too long....is the chin too long.

W Yes, but the whole thing ~~e~~ needs to be....a little more squatty.

pause

T Okay, this is going to be the eyes and the eyebrows about here, is this going to be short enough, up here.

W She had a rather wide,look, than a long, narrow look. You ~~know~~- know, if you could bring this out, more, it might look better to me.

T Would this be any wider in through here? Through the mouth area?

W No, it's just..... The cheekbones, you can widen them a little bit.

T Widen them in through here?

W Okay, take off just a littal bit more of the chin.

T Like that?

W Uh huh.

T Okay, why don't we go ahead and put the eyes in and the yebrows in and that way we'll know if we need to alter anything else. Okay, you said here eyes were pretty wide set,....

W Yes, wide set...small and very average shaped. Almost, just a....not almond shaped, more...different at one end than the other. It was just a simple... They were not wide eyes, they were just wide set. For me, she's got too much curve right there. It's just very basic.

T Okay, this would be like that. How would you change that?

W Just a littad bit more closed,

T Okay, could you see her eyelid? This area here, was it very deepset eyes, with a large lid, or what? Or were they baggy?

W No, pretty small lid.

T Okay, not much more than what I have? Okay, what ~~about~~ about the eyebrows?

W I think I forgot to look at them. It seems to me that the image of them were a little bit bushy.

T Okay, were they curved do you think? Or were they straight?

W Yeah, they were a pretty average curve. They...the eyes are still too wide open.

T The eyes...

W They're pretty small eyes.

T Okay.

W She tended to squint them.

T How about the evebrows now...

1203
1254

15

1204
1255

W To me, you have too much shape in the eye.

T Okay, they were straighter?

W They were more just....(drawing)

T Okay, I see what you mean.

W And the bottom that way too. Don't open them, though.

T You said they were

W: It's pretty wide out.
T ~~W~~ It seems to be an unusual face.

T Okay, as far as just a basic outline before we start darkening things.

W Okay, the chin is too wide right here. And there was a definite.....
These little squished up places would ~~be~~ meet.... up a little closer right here.
Bring it up just a little bit more.

T

W That's where you had it.

T I had this side just a little bit wider than this side is. Which side is most like...

W I like this one better, ~~though~~ more narrow through here.

T This one here?

W: See feeling in here.
pause.

W Take off just a little bit of that corner. Just a little. That's better.
I need that line in here. It seemed to attach itself here and go down and across
at the same time. That line hit higher up right here. Right in through here.

T Sometimes, if we put it in just as a shadow area, Did it come down to the corners
of the mouth?

W It kind of went out and I think it was a little higher. Just a tiny bit. And
then this area was very much attached to it. Not quite so close to the nose,
either.

T Okay.

W He had very high cheekbones.

T Was this basicly a shadow area, or was it...

W No, it was almost a line.

T More like this? Did she have bags under her eyes?

W I like the right one better.

T Why don't I go ahead and begin darkening things, and that way maybe the lines will
fit in better.

W I don't think her mouth was quite that full either.

1256
1205

W So, when you shadow it, cut it down too.

pause

W Make those longer way waves too. Okay, it can be a little more bushy right in there. Not down, they swoop up.

T More up. You said she has blonde hair?

W Very dark blonde. Kind of like ash with a little lighter highlights.

T Was it any fuller anyplace, do you think?

W I don't think so. Yeah, I'm very pleased with that now.

T Did she have fairly dark eyebrows?

W No, I think they were the same ey ashblonde with light highlights. She had heavy blue shadow on the lids, with a small lines..

pause

W And her eyes were pretty light, as I remember.

T Would you increase more shadows around the eyes?

W I don't remember shadows so ~~mea~~ much as heavy shadow makeup on the lid. Not around the eye, just directly on the lid. So, I would put some more shadow there.

T Were her eyelashes very dark?

W Not very long either.

T This area in here, when you look at a persons nose, right in here, was it very dark?

W I don't khink so. Maybe just a little. What we don't have in there yet, is this literally white area across here, making the high cheekbones.

T Which should come in.

W Yeah, but the shadows' not pronounced. This was almost a line like I've got, but mines' from age. Only hers' came down like this. There was a definite cheekbone area here.

T A little bit like that?

W It seems to be stretching across....I don't know how you draw light shadows. It was almost white.

T This was shadow?

W No, it just had...you know, you have the cheekbone here, and it seemed to be stretching across that way. Of course, she was smiling, she was probably nervous. Bring the skin across that. There was a real light area just almost directly across from this, about here, that went up. Yeah. Don't put in quite so much right here, she had fairly bulgy eyes. Let it go out to the edge, yeah. Okay. Just a bit much shadow. If you darken the line, you'll have to take out some of the shadow, really.

7
1257
1206

T You mean,....

W Darken the lines.

T Right here.... Okay, I'm going to go ahead and get the nose in and I won't feel like that line is staring me in the face.

pause

W This is a little bit too far in right here...the shadow.

T Okay, now the mouth looks a little bit

W Yes, a little bit less full and I don't know that it started quite so far down.

T Okay.

W That part of it, I'm sure it was almost like the nose

T We can move it up....

W I like it better without the top lip...

T Okay, maybe the top lip wasn't verymaybe if we just went...

W Don't put in too much.... *it looks pretty good the way it is.*

T Okay, she must have pretty light lips then?

W Uh huh. I don't think she had lipstick on. Can you ^{show} it just a little bit like you have it over here?

T Do you think it's alright as far as location to the...

W Uh huh. Those look pretty good. Yeah like that.

T I probably got that too dark right then. From what we have right here, how would you change it?

W I would flare the nostrils just a tiny bit more, and bring this in. Not all the rest of it just...maybe if you flare the nostrils, it'll be enough.

T Okay.

W And they were not quite so wide through here.

T Okay.

W Yeah, that looks better.

T I had them very round this way, and if I ^{just} straighten them up a little, it makes....

W Uh huh.

T Okay, if you'll glance away, think of her image, and then if there's anything that you see that should still be changed...

W

T It's a more squatty face? Is that enough?

W I think if we just bring the hair in a little bit more. And bring it over, on the other side too.

1267
1258

The End.

Date October 7, 1975
Time 3:15
Witness 219
Target 109
Technician Verle Molik .

✓
1208
1259

T Can you give me the approximate age of this individual?

W I'd say she was about 18 or 19.

T Okay. And it is female.

W Right.

T The build?

W Ah, a little on the heavy side.

T Color of hair?

W Brown.

T Was it a very dark brown?

W It had kind of a blonde tint to it. But it must be dark brown.

T Okay. Color of eyes?

W She had on glasses that were tinted but from what I could tell they were brown.

T Okay. Complexion? As far as color goes.

W Ah, she had light complexion. Her cheeks were red.

T Okay. Ah, as far as texture smooth rough did she have any scars?

W Ah smooth. She had a small in the middle of the eye.

T Okay. And accessories---she did have glasses. They were tinted.

W ~~Yes they were tinted.~~ Umhuh.

T Anything else? Scarf, ear rings, hat?

W Ah, she had a little gold ah ball ear rings.

T Okay.

W Little ones.

1260
1209

W That she had on her hair was short.

T Okay, let's start with the approximate shape of the face of this individual and the chin line. Focus in on the chin line. Was it a square face, round oval?

W It was pretty round. You couldn't really tell.

W The neck was almost as wide as the face?

T Umhuh.

W But it was fairly round. ~~Okay, rounder than this?~~

T Okay, rounder than this, would you say?

W Yea, maybe a little rounder over here. It looked that way because you know she was heavy on the neck.

T Did her chin do anything that you can remember? Did it point up, did it have a dimple?

W I don't remember it having a dimple. No, ah

T Does it look like it. Would you change it in any way?

W No, I don't think so.

T Okay, let's move on up to the nose. Can you describe the nose? Did it....

W Ah, just a regular nose. It wasn't anything

T Was it straight, exceptionally large for the face, how broad was it in regard to the face? You can just picture it and then I'll start drawing and we can go from there.

W Okay, let's see. It wasn't exceptionally large for the face, it just kind of fit in with it. It might have been a little long.

T I would think that it was broader than that one that I just drew.

W Yea, it was wider.

T Can you remember the nostrils. The openings of the nostrils---were they visible at all?

W Yes. But they weren't large.

T Umhuh.

W They were just visible.

T How about the bridge of the nose? Did it get wider at the top of the face? I mean smaller at the top of the nose? Or was it rather straight all the way up?

1261
4270

W It was, yea it was at an angle, I mean it didn't.....

T Okay.

W Can you change this in any way to make it look a little closer to that one? When I look at that it makes me think it looks pug nose. Hers wasn't pug nose. It just you know went to a point on her and then just straight. She didn't have you know

T Okay.

W Or it wasn't visible or it wasn't noticeable.

T How does the breadth look to you? Think it needs to be broader? And go out to the bottom of the nose?

W Yea, it might need to be a little broader. Pause Pause

T Do you think this is broad enough?

W Yes.

T Okay, now let's drop down to the mouth. Try to picture ~~the distance in your~~ in your mind the distance between the nose and the mouth. Bottom of the nose and the top of the mouth and then think of the shape of the lips. Now before we get to the mouth there will be some these things which separate the nose from the mouth. Can you describe them? Were they abnormally far apart?

W No.

T Were they apparant? Were they prominent? Heavily shadowed because they were so prominent?

W No cause I didn't really notice them. I looked at her ^{face} ~~fast~~ and I didn't really notice them.

T Okay, so let's get on to describe the lips.

W They were----they weren't large or real small they were just medium lips. And they were kind of flat. And they were prominent. They were red.

T Were they straight?

W Umhuh. No, they weren't either. They were ah: they had shape.

T How about this line. When some one has their mouth closed this line that goes through the lips. Would you describe it as cupid's bow or was it rather straight?

W It was pretty straight.

T Okay. And the approximate width of the ^{mouth} ~~nose and the mouth~~ in regards to ~~the nose~~ and the face.

1262
4211

W That looks about right.

T Okay. Did it turn up or down at the corners? The mouth?

W Ah, they weren't that large. They were spread far, I guess wide because they were spread farther apart.

T But was the bottom lip symmetrical to to the tops far as how wide they were.

W Ah, well seems like they were.

T Is that a little closer or do you think the lips are too wide? I mean ah from top to bottom. That would make them look a little thinner. If that's what the problem is.

W Let's see. No, I think that's a little too wide.

T Can you change them from this?

W Like ah, it was more definite. This side right here was more definite.

T Do you think ah there was any curve to this downward slope of the mouth? Or was it rather was this rounded and then that just kind of continued to round out? Or was it rather straight?

W It was straight like you got it. But the bottom wasn't that wide.

T In relationship to the nose, you think the width of the lips is about right? Can you make any changes from this?

W That looks about right.

T Did she have a prominent chin?

W No.

T Did her upper lip, turn out her lower lip turn out so that it made a shadow?

W Ughugh.

T Alright, how about these creases that connect the nose to the mouth to form the cheeks. Did she have them?

W Okay she had some right here, they didn't *curve like that,* kinda down like that.
T Yea, the mouth *could get* in the face but will..... Okay how when you look at it she, the way I look at her she had kind of not a smile on her face but she looked like she was smiling, I don't know.....

T Because there was probably just a slight turning up and

W But she wasn't really smiling.

T Yea.

1263
1215

T Okay. Okay, let's move up to the eyes. Can you describe the distance between the eyes as well as the distance in relationship to the nose? How close was each ah to the nose? Picture them within the face. We can take some of the roundness out of the face later if we have to. But, let's try to set it up with the nose. Get this proportion right. Do you think they started this distance?

W No, a little farther up. Yea, they were small. Kind of like they were hidden or something.

T Were they almond shaped? They may have been a little thinner.

W Ah, yea.

T Did the ends didn't turn up or down. Or did they?

W They probably turned up.

T Were they smaller than this? You wouldn't describe them as beady, just rather small in regards to her face?

W Umhuh.

T They weren't squinty or anything like that? In the normal position?

W Well, I odn't think. I don't think they were that wide open and they looked more I guess kinda like squinty.

T Okay. *Is that closer to it?*

W Yea and she had lines. They weren't set out like mine are. They just had kind of a crease right there.

T A skin fold?

W Umhuh. Yea. *skin-fold* she had, just right there.

T Oh, I see.

W It should go straight.

T Did it follow the shape of her eye?

W It was more towards the middle of the eye.

T Then it wasn't curved?

W I don't think it was curved on the end.

T Okay. ^{was} Barely there?

W Since it was closer up.

T What about the eye lashes? Were they exceptionally full?

1264
H13

W No. You could barely see them. Her cheeks were wide seemed like to me.

T Long?

W Yea, here face right there was broad and it was long.

T Okay. Ah, let's get the eye in here and then we'll be able to see. Look at the eye lid and see if you see or did you see when her eyes were open?

W *I don't remember seeing very much*

T Okay. And she had the same crease on the other eye?

W Umhuh.

T Okay how far were the eyes from the eye brows? The eye brows cinged to the eyes or were they exceptionally high above the eyes?

W Okay, her glasses were about that wide. And her eye brows were, started below the glasses but you could see them come above the glasses.

T Were they arched or were they stretched straight across? Her eye brows?

W Slightly arched.

T Did they start above the inside corners of her nose or did they start closer to the middle of her eyes? Do they meet in the middle? How far apart were they?

W Started about right here.

T Okay. Is that close to them? Were they that thick?

W Yea, they were pretty thick.

T Fairly thick. Okay, can you change them from this? Or do we leave them about . . .

W Make this one start a little bit closer to the nose. Okay.

T Alright, now underneath the eye brows most people's eye brows are more pronounced than their eyes. And this causes this shape right here to be in shadowed. Now occasionally the eye ^{ball} will be below the eye brow and this will have the light part right here. Can you remember anything on her? Ah, did she have deep set eyes so that this was very dark?

W No.

T Okay.

W It was just kinda flat right across here. And her glasses are tinted ~~right?~~ And you can hardly, I guess they're square and they came, like right here and I could see her eye brows., when she talked.

1265
1214

T . Okay so by you're saying this area is flat this area was flat under the eye brows that makes me think that her eyes were on the same level as her eye brows. They weren't set in, deeper than her eye brows. I'm not saying on exactly the same plane but for most people eyes like her were flatter than this. Flatter ~~the eyes~~ on the surface.

W Umhuh.

T Okay, well we'll just leave it like this then. That probably explains why you didn't see much eye lid. It really wasn't much eye lid to see. Okay, ^{can} you describe her hairline? Think of the sides of her fore head..

W Her ^{eye} head was rather large I guess.

T Mean high?

W High.

T Higher than this?

W No.

T Was it straight across or or did it curve or could you even see it?

W No pretty straight. It was pretty high.

T Okay. And ah could you see her, ah describe the way her hair was fixed? Why don't you

W Okay, her hair was kinda short, parted in the middle and just lying back. It was just cut back, you know it wasn't curled back, it was just cut. And ah the top of her hair line came like this-----came to a peak, you know it had a little peak.

T Did she have a short shag would you say?

W Yea. Short shag.

T How far did it come over her?

W It came out. You know what I mean?

T I see what you mean so it would build a shadow here. But as far as sweeping down over her forehead, it didn't do that. It just went kinda back. Now, ah could you see her ears at all?

W Just barely, just part of her ear. Just the lower part.

T Did the hair.....approximately how long was it? Was it the same length all over?

W Yea, it was kinda like that.

T Okay. But this was not bangs. This came all the way to the side.

1266
1215

W Well it was ----- all the way to the sides.

T I see. Okay, so it was I think maybe we might leave the ear rings off cause they seem a littl> ... You can describe the way it fell. What you saw behind her neck. Did it come down and just disappear back there?

W As far as her ----- it was high. her hair line.

T Fuller but not longer?

W Yea, fuller but not longer.

T And the sides were rather symmetrical? Sides of the head?

W It wasn't like ah just you know there. It was really *feathery*.

T Really fluffy?

W Well unfluffy it was just real ~~fatter~~ *feathering*. I mean you could tell the difference.

T Okay we'll try to get a ----- like that. Would you make any changes, can you maybe in the shape? The shape of the head?

W I think it looks ah the hair was a little higher, fluffier at the top where the part is.

T Okay. Can you make any changes from that? That's the way it fell over her fore head. Do I have that a little too low or was it pushed farther back?

W No, it was *it didnt hang over forehead. Coming*

T *Coming out this way, then sweeping back*

W No, it was too short to curl. She definitely didn't curl it. It was definitely straight.

T Are you saying that I don't have---- it doesn't look like it's coming out much?

W Or perhaps it doesn't look like it's coming away. It looks like maybe just ^{*its*} flat but it's not.

T Ah, was it this tassel tassel looking tussled? Was it just unkept? Kind of like she just shook it----is that what you said?

W Yea, kinda like that. She shook it when she was talking.

T Can you make any changes?

W How about ah, her cheeks were ^{*wider*} ~~lighter~~ seemed like. Her cheeks were ^{*its*} ~~lighter~~ ^{*wider*} broader.

Probably

1267
+276

W

T Okay, you're saying that ~~probably~~ this distance is right. You're not talking about this distance, you're talking about this distance.

W Umhuh.

T Okay. Ah, her cheek bones were they high or did you see them at all?

W I didn't notice them.

T Too square or too round?

W Ah.....

The End

Date October 7, 1975
Time 3:15
Witness 218
Target 109
Technician Frank Duncan

1268

1217

T Okay what we are going to do is attempt to try and make a facial composite of that person that you just seen. Okay?

W Okay.

T Alright. But before we start I need to ask you some basic questions about that person.

W Alright.

T Okay, what race was the person that you saw?

W White.

T White. Male or female?

W Female.

T Female. Okay, approximately how old would you place that person as being?

W Twenty.....Twenty one.

T You'd say between 21 and 25?

W Yea.

T Okay. Ah, how tall was the person that you saw?

W 5'3".

T About 5'3". She was about medium in height?

W Right.

T Okay. What about build?

W Heavy.

T Heavy, okay. Do you remember the color of her hair?

W Brown.

T Brown, okay. Were there ah any additional information about her face for example was she ah wearing glasses ?

W Umhuh.

T Okay. Alright did she have any freckles?

W No.

1269
1218

T T How about any wrinkles, or lines age lines?

W None.

T None. How about acne scars?

W None.

T None, okay. Facial scars?

W None.

T Okay. Ah, what I'm going to do is make a average female face based on this information. While I'm doing that I'd like for you to look through this book here to see if you can find a hair style that approximates the type of hair style she had and also if you could look through and see if you could find the type of glasses that she had.

W Is that all the glasses?

T Yea. I think so. Pick out one that's closest. C-51.

W ~~That's okay~~ Okay I found it.

T Okay, hold on a second let me get this all together. E-10. N-35. I-03. D-02. Alright you said you found her glasses. Okay which ones are those?

W They are this shape but with this not wire.

T Okay, which one would you prefer to use?

W This one.

T Okay, We'll use G-7. Okay alright G-7. Okay now ah what about the hair style?

W Ah, H-148.

T H-148. She had her hair flipped behind the ears like that?

W No.

T No?

W No.

T Okay, what was it about this particular hair style that looked similar? Was it the part?

W It was everything.

T Everything?

W Everything except the it was flipped on the outside of the ears. It covered the ears.

1270
1219

T Okay, let's see here. What about that one there?

W No.

T No? H-148.

W Her lenses were plastic on her glasses.

T Plastic lenses?

W She had sun glasses on.

T Okay, let's see. Ah, as far as the hair style---it was like this except it covered the ears?

W Umhuh.

T Okay, I'll tell you one way we may be able to do that, is by placing another hair style behind. Ah, let's try this one here--153. Okay, it was off to the side where the part was right?

W Definitely.

T Like that one there?

W It was three quarters.

T Okay. Let's see here. Is it anything like that? It covers the ears.

W

T It was fairly the other way, okay. Prefer it that way?

W Alright.

T Okay. H-148. Alright, want you to look at this face and what we are going to do is start changing each of the features to try and come up with ah a facial composite that looks like that best approximates the person that you saw. Okay what things don't you like about this particular face?

W The mouth, the eye brows and the nose.

T How about the eyes? Were the eyes hard to see because of the glasses?

W Yes.

T Okay. Were the eye brows visible above the glasses?

W Yes they were slightly.

T Okay ah, what about the.....

W All this is basically on every picture the same? All this area?

T What do you mean?

1271
1270

W

T Okay, as far as cheek bones is concerned we have some lines that we can change see the structure of the face too. As far as the length of it also the type of chin line that she had.

W Okay.

T Okay. Ah, what would you like to change first?

W The structure of the bottom jaw. Wider.

T Okay, it was wider than this.

W Wider.

T Okay. Did she have a double chin?

W No.

T What don't you like about the chin line that we have there? Too narrow? Or is the chin up or down from there.

W No, the chin is about the same distance, it was just wider. Jaw area. She was a hefty person.

T Okay, was it a rounded type of jaw? This kind is square. Was it round like this maybe?

W No.

T No? You mentioned cheek bones. She had cheek bones?

W Very slight. Right next to the nose.

T Okay, this will probably work. Did she have a prominent chin? Did it stick out, did it jut out?

W No?

T Okay so it's about like that chin. ~~It's about like that~~

W It's about like that.

T Okay, ah.....

W The face here is pretty much except that it was wider.

T It was wider.

W The build was pretty much the same so just it's wider.

T You want to try this one here? Okay, C-4. Wide like that?

W Wider.

1272
1271

T It's even wider than that. That kind of looks like it's narrowing down.
Was there.....

W These lines don't help it. It was ah it looked like her facial ah from here to here was much longer and much wider.

T Longer and wider?

W Longer and wider.

T Okay. Now we can make it longer by moving it down like that see.
However it was wider than this?

W That's about the right length but it was wider.

T Wider. What about this one here? Do you want to try that one?

W Yea.

T Okay, C-36. Is it wide like that? Was it farther down?

W It was farther down. Ah, I would get a better ah reference to it if you fixed the lips before you fix the jaw.

T Okay, alright let's work on the mouth then. Okay, what do you remember about the mouth? What do you remember about her lips?

W Very thin. Almost no lips.

T Almost no lips at all. Something like that?

W No. Not that pointed.

T Not that thin? Were both the upper and the lower lip approximately the same size?

W Yes.

T How were they shaped? Were they straight across? Did they slant down?

W They were more straight than slanted.

T Straight across. Twenty-two. Do you want to try that?

W No.

T Okay you want to try 9?

W L-9.

T On this particular mouth the lower lip is a lot larger than the upper lip.
But you said it was almost as if she had no lips at all.

W When she talked they became very thin. She stretched her mouth out. Ah.....

1273
~~1222~~

T When she wasn't talking? Or did she talk the whole time.

W I like that one but.....

T Do you want to try 22 just to see what it looks like?

W Yea, yea let's try that one.

T Do you remember were there any markings around the mouth for example wrinkles when she smiled or when she

W No, 9 was much much better.

T Nine was a little better.

W Try 10.

T Okay.

W No, 22.

T Nine?

W No, 9.

T The one that we had on before?

W The original one.

T Are you pretty well satisfied with that one?

W Umhuh. Those lips.

T Okay do you want to work on the chin line then to get a better reference or do you want to work within the face? For example the nose. Do you want to work on the nose?

W The chin line is fine. But see she was heavy built and her face was fat. And.....

T So she had a wider face all together than the type of face we have here.

W Umhuh.

T Okay, let's look at the chin lines again. Ah, would something - could it be that wide?

W Yes, I was looking at that one.

T Okay, that's C-46. Do you want me to move it down?

W Umhuh. Move her down more.

T There's no more notch but.....

1274
1273

W Last notch, there. Yea, leave it there.

T Do you like that particular shape? We could try some more rounded like 50 or do you think that's too rounded? Or this one here.

W Yea, try that one.

T Okay, cause I'm trying to get you know the wide.....

W Jawbone.

T Yea. Structure you're talking about. Move it up?

W Move it up one. Move it down.

T Was it kinda fat like that?

W Yea. Ah,

T Did she have a double chin?

W No.

T No?

W No.

T How about ah ----say have we tried 51 yet?

W No.

T Want to try that one?

W Okay.

T C-51. Well, maybe we have tried it. Yea, I think we have.

W I like that one the best.

T Do you like that one the best?

W Umhuh, yep.

T Let's take a quick glance through these. There might be one that might be a little bit better.

W That one's good.

T You like the way it kind of pushes out huh?

W Right. Kinda fix the eye brows.

T Let me move this one down and put it in it's right perspective. Did she have thin eye brows?

1275
1224

W Yes.

T Okay. The eye brows get bushier as you go through the book so it would be towards the front. Did they meet in the middle?

W No.

T Okay. But, they curved?

W Yes.

T This is the curvature of the eye brows we have on now. They that curved? Were they close to the rims of the glasses?

W They were farther down. The rims were higher up.

T Rims were higher up?

W Yes. Kinda move the glasses then.

T Did the glasses cover the eye brows like that?

W Yea, that's good.

T So, it was hard to distinguish the shape of the eye brows.

W Now, when she talked she had a lot of facial expression.

T So was the movement of the eye brows up and down that made you aware of the shape?

W Yes.

T Also when the eye brows are moved up and down other times they're distorted ~~because~~ because of the muscles.

W Right.

T Ah, do you want to try 72? It does not have quite as much of an arch as these here. Does this look similar to the type of eye brows she had the ones we have on right now? No?

W No. Ah, try 71.

T Try 71? Okay. Do you want me to move the eye brows up one?

W Move the glasses down. No, that's too intense.

T Is that the right shape though? With the curve like that? ~~Yes~~

W Yes they were curved like that.

T Ah, do you want to try 24? Were they longer?

W Longer than that.

1276
4275

T Here are some curved ones. Do you want to try those?

W No. No. That's alright.

T Those are too curved?

W Try 72.

T Okay. Okay, were they real dark or were they light? As far as coloration?

W They were light.

T Okay.

W It would seem, could you move the glasses a little?

T Want me to move them up, the eye brows, some more?

W Yea.

T Okay.

W That's good.

T Like those?

W Yea, leave those there.

T Okay, what would you like to work on now.

W The nose.

T Alright. What do you remember about her nose? What don't you like about the nose that we have on now?

W Too long and too narrow.

T Too long and too narrow. She had a short fat nose huh?

W About how it was.

T Do you remember were the nostrils visible?

W Yes.

T Okay, so the nose pointed upward then. Rather than pointed downward, slightly. Was the tip rounded do you remember?

W That's what I noticed about it. It was sharp nose with a rounded tip.

T A sharp nose with a rounded tip.

1277
1276

W It was a distinct looking nose.

T Distinct. Protruding nose?

W No, I wouldn't call it like that.

T Well some noses protrude farther than others. And that makes them look distinct. Was it that large? Was it a broad nose?

W

T What was the bridge of the nose like?

W The bridge was wide and the nostrils were long.

T It pointed. It wasn't like that was it?

W Nothing like that.

T Pointy. What about that one there?

W Ughugh. What about.....

T The center of the nose didn't point down like that?

W A little bit. These can't be all the noses you have.

T They are.

W Not every body will have the pug nose. There's not one detailed sharp nose in here.

T Well these are the noses we have to operate with. You have to find one that's closest to theThis one that we have right here is too long and too narrow, right?

W Right. Ah, try ah 26.

T 26? Okay. N-26. How would you describe her nose?

W Adjectives?

T Umhuh.

W It was a, I would think it was the most detailed feature in her face.

T The most detailed. Was the most prominent?

W Right.

T Was that because it was a rather large feature?

W No. It was because her entire face was.....

T She had a rather large face?

1278
~~1221~~

W She was a hefty girl. She had a large face. And your nose going to get fat if your face does.

T Umhuh. So it looked disportionate then?

W No. What number was that?

T 26.

W Try 3.

T Okay. I can move this down a little and often times that'll give it a softer effect.

W No. That's 3?

T Umhuh. Let me add some lines by the nose. Maybe that would make it look a little closer to what you had in mind. Because you did mention that she did have some lines by her nose. Was it like that?

W Leave the lines there but take the nose out.

T Okay, scratch the nose. What about 23?

W Bout 30.

T Okay. A-30. Is that too long? Is that the right length?

W No, that's good.

T That's good. What about the lines from the nose are good?

W No, everything is good except the eyes.

T Except the eyes? Okay. The eye brows are okay?

W Yea.

T Okay, let's work on the eyes. Often times the eyes as they appear in the book will look there very different when placed on the holder. Do you remember were they open? Were they wide awake eyes? Were they squinty? Was there a heavy.....

W I like those.

T Do you want to try 7? Move those down a little.

W The eyes you really couldn't see, but didn't have all the wrinkles.....

T Were the eyes different shape, different size like these?

W Move the glasses down once.

T Okay.

1279
1278

W Okay, but let me just find a pair of eyes that don't have all those lines.

T Do you like the shape of these particular eyes here?

W No let's change them to some.

T What about 16?

W No. What about 50?

T Okay.

W Yea., 50.

T Do you want to try a different shape glasses on there?

W Put ah, put number 2 on there.

T Okay. Did she have wire rims?

W No.

T They were plastic but the shape of those?

W Yes.

T Number 2?

W Right G-2.

T Did they look like military glasses? You know the types.....

W No, no. Yea, those are better but, I think it would be better to use the other ones.

T You'd rather use the other ones because of the thicker frames?

W Yes, if you were to find any of those. The others just help me give a perspective on the face. You know, the shape of the glasses.

T Umhuh.

W I like everything there except the jaw.

T Okay.

W What number jaw is that?

T Let me see here. It's 50.

W 50. Okay, try 51.

T Okay.

1280
1279

W The way her hair was cut, it covered the ears, and the jaw would look different.

T So the hair seemed to mask the sides of the jaw? So it made it hard to.....

W The ear, the ^{hair} ear masked the ear and in turn made it look wider, this hair that is short. Can you move it down a little?

T No, this is as far down as we can go.

W Move it down one more, said it could go down one more right?

T Yea. Still dissatisfied with it?

W Yes.

T Still larger jaw than this?

W Move it up one.

T What was the general face shape? Like this, like an oval? Or was it.....

W Yea.

T Still not satisfied with the eyes?

W The eyes are too intense. They're too dark.

T Something lighter, not as many lines.

W Right.

T Let's see we've got 72 on there. Ah, 31?

W Yea, try those.

T First of all let me move this down to the farthest position and get your reaction to it.

W That's 71 not 31?

T No this is the same one that we had before, 50.

W It's still too.....

T Still too many lines. Let's try these.

W It's ah lighter. The other one looked better.

T Because of the shape? So they were shaped rather like foot balls then huh?

W Kind of.

T Let's see here quickly we might be able to locate something else.

1281
1230

T You might try those.

W No.

T It wasn't much of a lid at all but it was visible?

W Right.

T Okay.

W I wish we had a pair of glasses that would match because the glasses really ah the most noticable feature on her face, thing on her face.

T . So the glasses really didn't fit her face did they? Usually glasses will seem to blend into the face and often times you won't even be able to notice them if they fit the structure of the face correctly. Does it seem like the glasses were about this small?

W No, they were larger. They seemed to fit fine. It was the wire frame, I mean it was the design, the wire one but with plastic. understand what I trying to say?

T Umhuh.

T Yea the lenses were just shaped differently.

W Right.

T They were more rounded than oval.

W There were four, 1,2,3,4. Just thinking of the four sides. And the bridge was in the center. And that's why it made the glasses seem higher. Cause the bridge was lower.

T Umhuh. So you 're dissatisfied with the glasses but there's not much really we can do about that. Anything else about the face that you're dissatisfied with?

W The lips.

T Thin lips huh? Were they thicker than these? Or thinner than these?

W They're about that.....

T Do you want me to put those on?

W No. But it wag shaped totally different.

T They were straight across?

W They were upwards.

1282
1231

T They sloped this way?

W Yes a little.

T This way?

W Cup way, yea.

T Something like that way? 26?

W No. Kinda like.....

T Try one?

W Find the best one that we had in there.

T Okay. _____

W Yea, and take the lines away.

T Take the lines of the nose away. Okay. That?

W Yea. That's much better.

T Alright.

W That's It.

T Okay. If you were to rate this on a scale according to how similar this appears to the person that you saw, how would you rate it? Say if one is -- doesn't look like the person at all. It's very dissimilar and 10 looks exactly like the person. How would you rate this particular composite that we have?

W Six.

T Still 6.

W Six or seven.

T Okay so we're starting to approach what the person looks like. Our main problems are hair style and eye glasses. But we've as far as getting the basic features which you don't alter that much, we're closing in on it.

The End

Date October 8
Time 1:23
Witness Number 2292
Target Number 111
Technician Verla Molik

1232
1283

T: Can you give me the approximate age of this person?

W I guess he's about 20. 19, 20.

T And it's a female?

W right.

T The build---was she slender medium heavy?

W Slender.

T What color was her hair?

W It was a light brown . Something like that.

T The color of her eyes, do you remember them?

W Grayish.

Okay. Were they light would you say?

W Yea.

T Complexion---fair, tan or dark?

W Fair.

T Okay. Ah, the texture of her skin . Did she have very smooth skin?

W No, About around the cheek area and the chin area she had a lot of freckles.

T Okay.

W A few freckles you know.

T But her skin was rather smooth? She didn't have any scars?

W No I didn't see any scars to me.

T Any glasses like any accessories like glasses?

W Ugh uhg.

T Okay. Let's start with the basic head shape and the chin-^{line}~~eyes~~. Can you describe that?

W She had rather a I guess she had a oval face like that.

T An oval face. An oval face or was it rounder? Exceptionally heavy face?

W I don't know.

1233
1284

T Okay, let's just start with this shape. Ah, now think of her chin, did her chin point, did it turn up or under?

W I guess it was pointed rather you know it went in like .

T ~~Umhuh~~ Umhuh, kinda like this?

W Yea.

T Also any time that you think you can show me something that I'm doing wrong or rather than describing it if you rather show me just grab a pencil.

W Okay.

T Pause Pause Pause Pause

T Does this resemble his chin in any way?

W As far as I can remember that looks like it.

T Okay. Pause Let's move up to the nose. Can you describe her nose was it long or short ?

W It was long. Long come back long out like that it gets medium or narrow it wasn't pointed. It was rather long I guess yea.

T Then you say it's long as far as the distance from the face. But it didn't point up or under?

W Ugh ugh. Pause Pause

T Can you change that in any way is it in relation to the face is that broad enough? Or maybe too broad compared to here?

W I think it might be a little broader. Pause Pause Pause Pause
Pause Pause Pause

T Can you change that in any way? ^{is turning up} Perhaps if-----Ah, could you see her nostrils? If the nose-----If ~~trying that~~ You'll be able to see the hole in her nose---If it's turning down you don't see them as much.

W I don't know, I didn't see them.

T Now let's drop down to the mouth. What was the distance from her nose to her mouth? Do you think this would be about right? For her mouth to start there? Or was it closer to her nose?

W It was about like that but it was thinner.

T Thinner. Okay do you----between the mouth and the nose there is these little things that everybody has. Were they exceptionally far apart or did you notice them at all?

W Ugh ugh.

T ~~Some people they are real prominent on, they must~~

T Okay. Some people they are real prominent on, his must not have been very prominent.

W Yes. Rather small mouth.

T Okay. Ah, when the mouth is closed there is a line that is formed between the two lips. Was this line straight on her or was it cupid's bow, you know like real curly or do you remember seeing that?

W I guess more or less like yours. That's a bow?

T Umhuh.

W That's the one.

T Okay so she did have a curve to her mouth?

W I hope.

T Did it turn up or under at the ends?

W Well it was like that.

T Can you change it from that in any way?

W The corner, it was like cupid.

T How about the bottom lip? Is it a little too small? Do you think it came down like this?

W It mighta looked a lot thinner----just a little bit. Okay.

T You want to leave it like that for the time being?

W Yep.

T Okay let's drop down to her chin. Ah, you said that it was rather flat against the face?

W Yea.

T But it didn't turn up like this? If you were looking at it from the profile did she have an indention here or you think that her lips were kind of flat against her face which meant that her chin didn't stick out? What I asking-- what I'm trying to ask is some people have this little thing like right here because ah, there lips stick out from their face. See the shadow right there?

W Yea.

T Do you think hers did?

W -----

T Okay. Pause Pause Pause
Okay let's move up to her eyes. How far from her nose were her eyes?
Were they far spread?

W Ugh ugh. They were right I guess you'd say right upon the nose.

1234
1285

1238
1289

T Did she have these things here? Is that her?

W Ugh ugh.

T What kind of a shirt did she have on?

W Oh, she had on a dress it was ah small ~~short~~ ^{short} about like that going down. No, moreless like a sun dress.

T So you didn't see ~~short~~ any collar?

W Ugh ugh.

T It was just the neck up here.

W It was just a neck.

T Okay. Now we have to work on this hair again. It doesn't look very good. Do you think the shape's right?

W Ah, She like had it coming down a little more than stopping there.

T Okay. Do you think it needs to be higher?

W Ugh ugh.

T Ah, did it come farther down on her hair? Were these big curls or little curls?

W - - - - -

T I would call yours big curls I mean they are in big curly shapes, you know what I mean?

W Well some of them were.

T Okay. Pause Pause Pause
Could you see any of it behind her ears or did any of it come down?
Like here?

W Yea.

T It did? Can you remember the shape or anything like that?

W It was more or less like mine however mine is shaped..

T Okay.

W Yea.

T That helped?

T Sure. Would you add ah, add something to it or do you think this is plenty of hair? Or did she have more hair?

W Ugh ugh. It came down just like that.

T Ah, I know that you probably saw the individual curls and we'll try to get a feeling of the individual curls ----

W Don't worry about it.

T But, as far as the drawing the individual curls. Okay can you change anything about the shade or perhaps

W No, that's about right.

T Bout her eyes----was the shadow deeper? Could you see more eyebrow more eyelashes? Ah, do you see any changes at all that you want to make?

W

T Anything that will make it look more like the person that you saw?

W Add freckles.

T Oh, that's right. They were on her cheek.

W I don't know if you would call them freckles or - - - - -

T Were they the color of her face or just a little darker - - - - -

W They *were the color of her face.*

T Okay. Were there a lot of them like was it a patch of them or just a few?

W Maybe they were what you call it-----blemishes? Pimples? But I always call them pimples. You could tell where she had a little skin problems right around the cheeks and down under the chin.

T Okay. I would think ah, even though you saw them we might unless they were distinguishing characteristics we might maybe leave them off. We'll put a few on and see what we have. Now it tends to look more like little spots on the paper. Were there more than that?

W I really don't remember.

T Okay. You think of any other changes you might make?

W I'm trying to see the mouth again, that mouth doesn't look too right.

T The mouth?

W Ugh ugh.

T Do you think?

W Think it was a little longer.

T Longer on the face?

W Ugh ugh.

T I had it a little crooked on there too.

W Can leave out as much cupid.

T Okay. That closer?

W Ugh ugh.

1239
1290

1240
1291

T No?

W Well.....

T Too wide?

W Bottom lip....

T Okay.

W yea, didn't quite go out like that. It's more straight.

T That a little closer? Do you think ah I have too much curve on it?

Target # - 111
Witness # - 223
Tech. - F. Duncan
Oct. 8, 1975
Time - 1:20

1291
1292

T I'm going to ask you some basic questions on the person you saw. What we're going to be trying to do is make a facial composite using this particular kit. This is what police departments use, at least right now, that's why we're testing it out. What I need to do now is to ask you some basic questions, and based on this information, I'm going to make an average facial composite, and then I'm going to have you look at that composite and then we'll start changing any of the features that don't look right, and to try to come up with the ~~best~~ composite that best approximates the person that you saw. Okay?

W Okay

T Do you remember what race the person was?

W White.

T Male or Female?

W Female.

T Okay. About how old was she, would you say?

W I'd say, about nineteen.

T About nineteen. Okay, so you'd say up to twenty, around that age bracket. Okay, how tall was she?

W She was sitting, but I'd say she was approximately 5' 4".

T 5' 4", about medium in height.

W Yeah, slight of build, though.

T Okay, slight of build. Slender, then?

W Yeah.

T Okay. What color was her hair?

W It was brown.

T Brown? Okay, was she wearing glasses?

W No.

T Okay. Any noticeable freckles or, on her face?

W Slight acne problem.

T Any wrinkles?

W No.

T Facial scars?

1245
1293

W No.

T Other than the acne.

W No.

T Okay, what I need you to do while I'm making up this average face, I need you to look through the hairstyles, and see if you can find one that best approximates hers. Now you can check through here, these are some of the hairstyles for the men, but they might apply. And here are the females, but as you can see, they're sort of out of date. Try to find a hairstyle that looks similar to hers, we can combine them. No, we don't have that many. This is where the hairstyles are. We can, if need be, combine one or two to capture the full effect of the hairstyle that she had. Okay?

W Right.

T C-47 plus 1. E-10. N-35. L-03. Have you been able to find a hairstyle yet?

W No, not really, some similar, but....

T Okay. Let me get the last foil down here. P-02. Okay, let's see what hairstyles we have to work with.

W She had sort of curly hair ah these pictures represent things that look like they were permanently set or set by rollers but her hair looked more or less natural. Like an orphan Anny type of.....

T Oh, really. Um, that curly huh?

W Umhuh.

T So you, okay what about this particular hair style here? Did it have bangs?

W Yea, sort of. They weren't.....

T Sort of? What do you like about this particular hair style?

W Well really the only one thing I don't like about it is the way the center where the hair seems to be centering on this one point, here.

T Okay, other than that it would be the

W All curly it really isn't any, just sort of natural curly.

T Okay. And what was the other one that you were looking at?

W Well I thought this one so much but more I was looking at it, I want to agree with this. It seems it was also longer than.....it didn't stop say at the ears it was just a little bit longer. Almost to the shoulder length.

T Okay. Let's see I don't think there's much we can do about the length of the hair as far as down here because most of them end about that particular position because of the size of the foils for one thing. Let's go ahead and put H-155 on. Okay, what I want you to do now is look at this composite that we have and ah what particular features don't you like and what features would you like to change?

W First, it would be the shape of the face, the out line of the face was smaller in relation to the hair and it was more rectangular than the verticle.

T Okay, so you want to work with the facial shape first. Okay. Okay this is the one that we have now. You want ah... is it more oval the type of head shape she had?

W Well no. Her chin shape wasn't as pointed. It was more.....what I'm saying sort of like square. It wasn't as round at all. On this part here.

T Okay, you mentioned something about proportion, saying proportion to her hair.

W Right her hair seemed to, I guess.....

T Did it dominate?

W Ah no it was just that she has a rather small face. Really it's.....

T So her hair seemed to her face? It seemed like her.....

W No, looking at it this way I think might. I'm not really sure I think more or less her face was narrow with the hair as is there.

T Okay.

W In relation ^{with} ~~to~~ this one, facial out line.

T Okay, were the cheek bones noticeable as in the

W No, not really.

T No? Okay. More rounded though? Huh?

W Not really. It seemed to be more square.

T Like a square jaw. Like that?

W Ah, not really but similar to that in a sense.

T Let me put that on and get your reaction to it. C-45.

W Her face doesn't seem to have been as full as that.

T Not as full?

W Yea.

T It was a square chin like that but it wasn't quite as

W Umhuh.

T Here is a square chin if ever ~~there was one~~, there is one. Was it that?

W No, it wasn't ... Plus the relationship was similar to this that you have here but it seems that it was a narrower face. She seemed to have a narrow face.

1243
1294

1244
1295

T Okay, let's try C-30.

W It's getting narrower.

T Yea.

W Chin just seems just a little long.

T Okay. Move it up.

W What I started to say was like in this area here seems to be wider cause she seems to have a sort of a wider nose. Actually it's not. Just say she has a big nose.

T So wider in through here. Was it about the same width by the temples as it is here by the mouth?

W Umhuh.

T Okay, and that gave it its' square appearance.

W It's square appearance but that's straight down from here.

T Okay, let's see. what we can.....Try C-48. I think that may be a little bit too large but let's look at it.

W This is a good proportion say to the size of the face.

T Oh, it is.

W And to the hair. Just seemed about a little narrow. You know it came down a little narrow the whole way.

T Um, let's try C-24 then.

W That could probably get by if it was raised a notch.

T Raised a notch.

W Yea, I don't think we can really get that much narrower. Looks pretty good there.

T Does that look better?

W Yea, that's the best I've seen.

T Let's see, I might be able to get a little closer than that. Let's try C-8. That might work, I don't know. Some of these you have to put them on before you can really you know get to see how it looks cause you have to look at them in the context of the features. Again this will probably change as we change the features. And if need be we will go and do another chin line.

W I seem to like this one a little bit better.

T Okay.

T why don't you glance at these chin lines quickly and see if you might see something that looks like it's a little bit closer than what we have.

W No. I still don't see anything that would be any better.

T You don't see anything. Okay you want to go with that one then. C-45. That's all we have on here., now.

W 24 is the number.

T Do you want to ----oh, C-24 that's right. What would you like to change now? What of these that doesn't look right.

W Um,

T What do you dislike about them?

W Is the eyes, nose and mouth all one?

T No. We can change any of the features. We can move them up and down , we can change the shape, usually it's best to try and start with the shape.

W Ah the lips seemed to have been just a little wider and a little narrower than you have there.

T Okay, wider and narrower. Wider, you mean the length of the mouth

W Um.

T And narrower, we had thinner lips. Okay, what are the lips we have on there now? Okay what we'll do with the lips we have on now----move them up to the top. L-83. Okay, was it that general shape? Was the upper lip like a bow?

W Not quite as bow as . It wasn't as deep as a center bow.

T Okay, let me try ah, L-35.

W No.

T Too thin?

W Ah, well it seemed to thin out. It seems like it's too thin on the edges though.

T Okay, it was about the same width all the way across?

W More or less the same, right.

T Okay, was it slope down like that or was it stragihht across?

W Ah, well it seemed to slope up just a slight bit.

T Oh, the opposite direction huh? Okay let's try L-27. Was it that thin?

W Yea, but it wasn't it seemed to have been just a little wider than that.

T The upper lip?

1245
1296

What

W Ah, yea the upper lip was just a little bit thicker and it seemed to have been a little bit wider.

T You mean a little bit longer?

W Right.

T Okay. Let's try L-14. Was it that wide?

W umhuh. That looks close. Cause of the narrowness of the face made you know the features probably seem larger.

T Umhuh. What do you dislike about that that we have on there now?

W Really kind of hard to say. Cause she seemed to be smiling most of the time.

T Um, yea that's always a problem. Ah, okay let me put on L-33. Get your reaction. Too thin?

W Ah, not really. She's too dark. You know it just stands out too much.

T I can move it down. Make it appear to be lighter. Out of the two that I've shown you which do you prefer?

T The first one? This one here? L-14?

W Yea.

T Okay. Let's put L-14 back on here. Might be able to get a little bit closer to it. What would you like to change about the mouth that we have on there now?

W Um, it's kinda hard to say. It looks pretty close. Like I say it's kinda hard because of the smiling. Or talking. She never really had that expression on her face.

T Umhuh. ~~It says that's pretty close~~

W I'd say that's pretty close.

T Let's see. Let me try ah we've already tried L-27. Ah, let me try L-12. Get your reaction to it.

W Ughuh. No.

T Back to L-14. Okay why don't you check through these quickly. Look through here, here and on the other page here. See if you can find something that you might want to try.

W Looks pretty good cause her ^{lips} ~~looks~~ weren't that pronounced.

T So, they didn't seem to stand out that much.

W No, no just that she had ah _____ of the mouth because it was just wider.

T Again because of the narrow face right?

1246
1297

T Okay, do you want to go on to another feature, then? Are you pretty satisfied with the mouth?

W Yeah, within reason, I guess.

T Okay, what would you like to work on now?

W Let's try the nose. The nose was pretty straight, but it didn't seem to be that long, as shown there.

T Okay, move this to the top. Okay, you said it wasn't as long as this particular nose here. It was a lot smaller? Shorter length?

W Shorter length. And it was -----

T What about this area down here, were the nostrils visible?

W Uh-----

T If it points up, you can see the nostrils, if it points down, you can't.

W It was almost more or less straight ahead, it was sort of like in the middle of what you just said.

T Oh. Slightly visible, then. I mean, you knew they were there, but you weren't looking up into the nostrils. Alright, let's see here. Alright, what about the tip of the nose, was it rounded like this?

W No, it was, uh, it seemed to be a little more chisled than that, it wasn't quite as round. It wasn't pointed, it wasn't pointed, but it wasn't quite as round as that. It seemed to -----

T Instead of having it rounded, you said it was chisled, almost as if it were-----

W More of an angle, more or less.

T Alright, let's see what we can find here. What about the bridge of the nose? Was it this narrow, or was it broader?

W It was just about like that.

T Just about like that. But not that long, huh?

W Right, it wasn't. The nostrils seem to be alright, but the roundness here isn't quite----more chisled.

T Hold on, let me try N-24 and get your reaction to that one. Oftentimes this is really about the only way we can do it, you know, to work or if it doesn't work, try something else.

W Not really, but could you move it up?

T Sure.

W No.

T Again, we could move the eyes up. Can we move the eyes up?

W No, it's about the location, but the relationship between the mouth and the nose didn't seem to be as wide as that.

1298
1247

W Um-hum.

T The base of the nose.

W Well, the bridge also, I guess.

T The bridge was--okay. Does that get the chisled effect? That's what I was aiming for with this one.

W No, not really.

T Okay, let's see what else we can do. Smaller nose. Ummmm--it was smaller than that, huh?

W Um-hum.

T Let me try N-30. We can move it down, to make it lighter. Do you want me to do that? It will make it less harsh.

W Yeah. More or less, I'd have to say go back to that first one.

T Go back to N-35? Again, I'm going to ask you to look through the book, okay? And see if there's one that looks like it might be the one that you want. Again, the noses extend over onto this page. Again, what I can do is move this nose upward, and that will make it-----

W Appear to be shorter.

T Well, it will create a distance between the nose and the lips. Or was that the distance that it was?

W I think it should be moved up just one.

T One notch? Like that?

W Um-hum. Of all the noses I've seen, I'd say the first one, that one, best describes it.

T N-35.

W Um-hum.

T We're limited in that we don't have that many small noses. You know, we have maybe one or two. Okay, you want to go with N-35, then. What does the position of the nose look like now

W The position looks pretty good, I think the eyes would have to go up just a little bit. In relation of the mouth, it's fine.

T Okay, let me place this in relation to the mouth, about there. Okay, you want to work on the eyes now?

W I'd say the brows.

1299
1248

70

1300
1249

W Then we can work on the eyes.

T Okay. The eye brows. Those

W They weren't as forward. They're about the same. About the same as that but they just weren't quite as full as that.

T By full do you mean ah the length or the width?

W Um, yea the length weren't quite as long and ahI think it was maybe just the length. ~~Were they curved like that?~~

T Were they curved like that?

W They seemed sort of curved some what.

T Oh, okay.

W Other words sort of straight across then down.

T Yea, it's kinda like a normal eye brow. Lot of people have have those type of eye brows. Okay, let's see here. Straight across and down, huh? Okay, let's try D-72. Let's see what do we have on there now? D-2. We'll try D-72.

W You have narrower, I mean....

T Close together?

W Not closer together. The distance apart seems fine but the actual thickness of them.

T Okay. Alright you want That's the general shape though huh?

W Just a little bit possibly lighter if that's possible.

T I can move this down in the stack and that'll make it lighter. Let me see if I can find ah

W See what I'm saying they didn't seem quite as full as that.

T Umhuh.

W They didn't seem to have quite that much hair. Actual brow.

T Okay. They weren't very, very light brows were they? I mean blonde? Um, sort of. They weren't as light as mine were they?

W Almost.

T Almost?

W But, they weren't a dark brown though.

T Okay, did she use a skeptic pencil?

W No.

1301
+250

T Okay, let me try D-82 then. Okay this will be light. I don't know if I can approximate the shape but

W I think that'll be alright. Looks.....

T I can move it down some.

W Um, I think I should try for the eyes.

T You want to work on the eyes now and then come back to the eye brows?

W I think the eye brows are going to be fine like that.

T Okay you want to use D-82? You want to leave it like that?

W Yea, we'll leave it like that.

T Let's go to the eyes. We can always come back to the eye brows. Okay, ah I guess you're dissatisfied with these eyes since you want to change them.

W Yea, first of all before you change them if you can move up the eye brows up just a bit.

T Oh, they were a little bit darker than that.

W No, I mean up in this.....

T Oh, up. Okay, alright.

W In relation to the nose. And the eyes, move them up.

T Move the eyes up?

W Umhuh. The eyes, I have a hard time----the eyes didn't have the lines under neath them. But ah I have a hard time really visualizing what the eyes look like.

T Didn't have the lines, alright. Let me locate a pair of eyes that are similar to that with fewer lines. Were they ah were they wide open were they, sometimes see eyes can be deep set which means that then they are far back or they can be buldging. They can be pointed you know buldging out. Were they buldging out?

W No.

T No. Were they kind of in between? Were they like people describe normal eyes?

W Yea, she didn't have---they weren't really deep set, and they weren't buldging out either.

T Okay. What about the eye lid? The eye lid can vary. It can---you might sometimes ah people have over hanging lids so it doesn't even look like they have an eye lid. This part I'll show you here.

1302
1251

T Like ah, overhanging would be something like this see. Umhuh.

W No. She had ah....

T You could see the upper and the lower lids?

W Umhuh.

T Okay. Were thye ah were they straight across? Sometimes eyes can slope up, sometimes they can slope down.

W They had....

T If they slope up they kind of have that Chinese look. Oriental type eye.

W No, they seem to be pretty well horizontal, going straight across.

T Okay. Was the ah-----the iris can also vary too. Sometimes the iris can be above the ah the bottom lid like say here.

W Umhuh.

T Kind of gives it that ah droopy eyed appearance. Or it can be directly in the center. Where both lids are touching the iris. Did she have droopy eyes?

W No, not really.

T Okay.

W But they weren't

T Okay, let me try ah you've got what's that E-10. Let's go ahead and try E-31 and see whether you like these. Again I can move those down in the stacks and make them appear lighter. Not as distinct.

W Um.

T Do you want me to do that?

W Yea if you would.

T Good bad indifferent?

W Could you move like the chin section up one notch?

T Umhuh.

W They look close. I have a hard time visualizing the eyes.

T That gives her a smaller face.

W Yea.

T Do you like that better?

1303
1254

W Yea, I like that better. I didn't like it the way it looked before.

T Okay. Ah, we can also add some lines to the face which might give it more depth.

W No, her face didn't really seem to have any you know like cheek bones...

T No lines here?

W Nothing really there. Really pronounced.

T What about the chin? Sometimes there is a line right down here. You know above the chin.

W No, it was like I said her face seemed to have been pretty square in this. This makes it look just a little wider than I think it actually was. Just seemed to have been a little more compact in relation to the hair. That's what I'm having a hard time with. The yee brows look fine. To me the mouth looks fine. And the hair it's close.

T Umhuh. Closest.

W I'm having a hard time with the eyes and nose but it seems close.

T Based on the features that we have in the kit -----again see we're limited by that.

W Umhuh.

T You know what we can do is approximate as best we can with what we have. I can't draw a nose in. So, we kinda have to use what we have. And that nose is about the closest. The eyes, we can still work on the eyes if you'd like to do that. How about the relationship between the nose and the mouth? Is that about the right distance?

W Umhuh. It seems about right.

T And the eyes? Bout that position there?

W That's what I was just looking at.

T I can move them up. I can move both the eyes and the eye brows up.

W Why don't we try that.

T Okay.

W No, it looked.....

T Move them back?

W Yea, because it makes her nose look too long.

and everything look too

T Okay.

1304
~~1253~~

W I like those better than the other ones.

T Okay. Okay, if you were to rate this according to how similar this is to the person that you saw. Say with one being very dissimilar. Doesn't look like the person at all and say ten looks exactly like the person, how would you rate this composite?

W Oh I'd rate it probably about six to seven.

T Six to seven? Okay let's see the time is 2:10.

THE END

Date October 9, 1975
Time 1:20
Witness 226
Target 113
Technician Frank Duncan

1305
1254

T Okay, we are going to try and come up with a facial composite that looks approximately like the person that I saw. Using this particular kit. This is what law enforcement officers use, okay? So what I----before I start on that I need to ask you some basic questions about the person that you saw. Remember what race the person was?

W Yea, she was white.

T White female. Okay, about how old was she would you say?

W About 40.

T Okay so you would say between the age bracket 35 and 40?

W Yea, 35 and 40.

T Okay. Alright. About how tall was she?

W Oh I'd say about ah 5'7".

T 5'7", so she was rather tall for a woman?

W Umhuh.

T Or would you say medium?

W Most of the time she was sitting down and so I would say, I guess about medium.

T About medium?

W Yea.

T Okay. Ah, what was her build like---- was she slender or.....

W Ah, medium.

T Medium, okay. Alright do you remember the color of her hair?

W Black.

T Okay. Alright was she wearing glasses?

W No.

T Okay, did she have any freckles or noticeable scars.

W Very light freckles.

T Light freckles. Ah, any noticeable wrinkles? _____
Or lines in the forehead---things of this sort.

1306
4256

W Not really.

T Okay. Okay, no facial scars?

W No.

T Okay what I'm going to do is use this information to construct an average face----average female face. While I'm doing this I want you to look through this book and pick out a hairstyle that best approximates the hairstyle that you saw. Okay? Then what we'll do is ah I'll ask you to look at the face that I've constructed and ah we'll start changing the features as you see fit until we come up with any of each that best approximates the person that you saw. Okay? We could also combine hair styles together, if we need to do that in order to get the effect. Alright? C-24 minus 1. Okay E-15. N-35. L-03. D-02. Okay, have you been able to find a hair style?

W Yea, that's about the closest but she had a part on the side.

T She had a part on the side. What is it about this hair style that you like -----it was close to the head. It was shorter?

W Yea, it was shortened and the part's all the way down.

T Okay.

W Something like that but again there was a part.

T Okay, so she had a part here.

W

T Okay, so it was a very very short hair style . I mean for a woman.

W Yea.

T Okay, I'll try this. I'll try a combination of ah H-159 and might have to combine that with a man's hair style. Was her hair style like that?

W A little bit higher on the head.

T A little bit higher. It wasn't like that huh?

W Sure.

T What about that one there?

W That's fairly close.

T Which one do you think gives the better effect? How about this one here?

W Oh, the part was very definite you know. You could actually see the skin.

W I had a little bit rounder face.

T Okay. Would you like to start by changing the type of chin that she has there?

1308
1757

W Yea, I think she had you know a less of a pronounced chin.

T Okay.

W Rounder.

T Was it about that distance from the mouth?

W Maybe a little less.

T She didn't have a double chin or anything did she?

W Ughugh.

T Were the cheek bones noticable?

W No.

T Prominent.

W Like I said she had a very round face.

T Round. Not this particular shape. More rounded huh?

W That's kinda close. Ah.....

T Is this too pointy? in our hands?

W Yea.

T This one here?

W That's not too bad.

T Okay, let's try C-40. So we'll take off C-24 and put on C-40. What does that look like?

W Yea, that's better.

T Does that look better? Do you want me to move the chin up or down?

W Try up a little bit.

T Okay.

W She didn't have that much fore head.

T Okay, so you want me to move the hair style down then?

W Yea.

T Okay now you realize this is going to look ratheri....

W Yea.

T That much?

W Yea, I think that'll be enough.

T Does that chin line look about right as far as the shape is concerned or would you like to try another one? Was it that wide at the base?

W Let's try C-20.

T Was it narrow like that or was it wider?

W Yea, I think that's a little closer to how it was.

T Closer? Ah did she have any lines by the mouth? Was the chin prominent? Did the chin stick out a little? Let me put on ah.....

W Hum, it might have been a little more prominent. Ah, no I don't think you could see a line there.

T Let me move it down then.

W She had a slightly larger nose.

T Okay, what about the chin though? Does that line add to it----detract from it----do you like it? Does it make you uneasy?

W No, I don't think the line was there.

T Okay, I'll take it off. Let me put on A-16. Okay, you mentioned that the nose didn't look right. Is it too large too small?

W Yea, too small.

T Too small, okay. How is it too small? Is it too ~~wide~~ what particular part of the nose looks too small? Down here was it longer ---was it wider?

W I think it was a bit wider.

T Were the nostrils visible as they are here?

W No.

T So the nose ----did it point downward? Cause the farther down the nose points the harder it is to see the nostrils.

W You could see the nostrils but..... not.....

T Kinda like pointing straight forward?

W Yea, just about straight out.

T Okay. Ah, was it rounded? More rounded down here?

1309
4258

T You said it was wider down here though.

W Yea, a little wider but it was pretty flat across the bottom. 1310
1259

T Pretty flat across the bottom. Oh, okay. Ah, let me try N-28. Too large?

W Yea.

T Okay, so it wasn't as broad as that. What about the base? Was it flat across the base like that?

W Umhuh.

T Okay. But it wasn't quite as wide huh? The bridge was narrower?

W No.

T Okay. N-28. Okay let's try N-27. It's probably not going to work but let me get your reaction. Too pudgy right?

W Yea.

T Okay so it was a lot longer than that one. So far out of those three this one's the best.

W Yea. But well like I said it was flatter at the bottom and wider.

T Flatter at the bottom and a little bit wider. Okay, let's try N-1.

W No, it still looks kind of wide.

T Still too wide. Is that about the right shape at the bottom? Did it come down like this or was it still straight across?

W I think it was straight.

T Okay, let's try N-30. Was it that long?

W Yea, it was about that long.

T Okay, what about the base of the nose? Was it about like that?

W A little bit narrower. There were no visible creases.

T No, visible creases. Well let's try N-37. Do you like the shape of this one better?

W Yea, that's a little closer.

T A little closer. We can move it down. That will make it appear a lot lighter.

W Yea, that's about it.

1311
~~1260~~

T That's N-37. That one that we have on there looks about right huh?

W Yea.

T Okay, what I want you to do is look through this book. The noses are located on these three pages. See if you can see something that looks a little bit closer, alright. So it'll be that page, that page and up here.

W I kinda like that one.

T Okay, let me get ah N-9. Put that one on for you. This is a lot wider then.

W No, that's not it. It looked a lot wider in that book though.

T Okay, what was it about that particular nose in the book that you liked?

W It wasn't that wide.

T Hum. Yet it was that triangular shape?

W Yea, I think so.

T Okay, this is a similar triangular except it's kind of kind of _____.

W Yea.

T But it wasn't like that.

W Um, no it wasn't like that.

T It was more of a rounded curve than any thing else. Was it flat in the middle of the nose at the base?

W Not really. I think it was kind of pointed. You know not really but I.....

T Course some of these are hard to visualize just because they're on drawings.

W N-28 might be.....

T Okay. Tried that one before ...

W Oh, did you.

T But we'll get your reaction again. That was this one. Now if that appears too harsh I can move it down.

1312
1261

W Yea, try moving it down. It's still a bit too wide.

T The bridge?

W The nostrils down here. _____ It was fairly narrow. You know it straight down and pretty narrow at the top.

T So it was narrow. Was it the same width at the top here by the eyes as it was down at the base of the nose? Or did it get smaller?

W It was about the same width all the way down. About the same as the top here.

T So it gave the impression of being an ^{some what} broad nose then?

W It was almost a kind of pointed nose. Ah, --it was flat----let me see.....

T Okay, what about Let's try N-24.

W That's close but it was flat at the bottom and not quite as broad at the nostrils.

T Okay, um let's try N-20.

W That's still too wide.

T Still too wide. Okay, let's try N-26.

W I think it's still a little too wide. But I think it's getting closer.

T It's getting closer to the shape.

W Umhuh. Try N-22. Ah, that's still too wide.

T Still too wide. For and to what else?

W The nostrils weren't as little.

T So you prefer that one out of these two.

W Yea that's closer.

T Let's try N-20. Still wide?

W Yea.

T That one's still better?

W Umhuh.

T Let's try N-4.

W Yea, that's pretty close but ah....

T I could move it down. That would make it seem less harsh.

W Yea, try it. Yea I like that one better but like I said the nostrils still weren't very visible. So the point was a bit lower.

T So, it was low like this one except not as wide?

W Umhuh.

T Let me try N-3.

W Yea, that's pretty good.

T Course we can change the other features to make it look more realistic., but concentrating on that one feature now.

W You can go ahead and leave the nose.

T Leave the nose?

W Yea, I think it's

T Okay, what would you like to work on now? Are you still satisfied with the chin.

W Yea.

T Okay, what would you like to work on now?

W Ah, she had thin eye brows.

T Okay. Was the shape approximately the same as as those? Were they curved like that?

W No, they started down a little lower. And then came up----yea about that shape.

T They started down a little lower, okay.....

W Yea, they were kind of vertical _____

T Okay was it ah ---did it come up over down like that? Why don't you draw on here.

W It kind of came up like that. And over.

T Oh. They were thin?

W Umhuh.

T They weren't. ah----I presume they were black since she had black hair?

W Yea.

T Ah, something like this?

EVEN

W ~~Maybe~~ narrower.

1313
1262

1314
1763

T Okay, something like that?

W That's still too wide.

T Still.....

W They were very thin.

T Oh.

W

T Oh so it could have been a line of a... pencil or something like that.

W Umhuh.

T She had plucked her eye brows?

W Yea.

T That's a hard order for this thing cause we don't have any plucked eye brows. Let's see. Why don't you look through these. You might be able to see them before I do. Did you find one?

W D-71 is _____

T Okay. D-71. Okay were they dark?

W Not really, kind of light.

T

be how her eye brows would look. Would that

W

T If you erased these lines is that how they'd look?

W No, they were thinner but ahMight try these they are a little lighter.

T Okay. Let's try D-53. They were rather curved weren't they? They curve like that?

W No, they were fairly straight across. Ah, they were kind of straight like that?

T D-21 you want to try those?

W Yea, That's still too much. About ah

T What about these?

W Yea that might be it.

T D-72.

W They are a little bit higher on her head.

1315
4264

T Okay.

W Now that's pretty close.

T Okay. Want to stick with those then?

W Yea.

T Okay, what would you like to change now?

W Her lips, I think they were a little bit wider you know like that.

T Were they the same shape with ah.....

W Yea, that's pretty close.

T Okay, looking at these lips here which set would you say is a little closer than the one that we have?

W Try L-14.

T Okay.

W That's not it. Ah,

T Is it too long?

W Yea, I think so.

T But it's the same general shape then? Straight across.

W Yea.

W The lips I think were just a little bit wider. Ah,

T These here?

W No, I don't think so.

T They didn't slope down like these? They were straight across? They were both about the same size? One wasn't larger than the other?

W No. _____

T Okay, L-29. If you were to rate this on a scale of one to ten with one being it doesn't look at all like the person and ten means it looks exactly like the person how would you rate this?

W I'd say about a six.

T About a six.

THE END

1 11-
W 229
R. Fowler
Identi-kit

1316
~~1265~~

T The Identi-kit is a series of plastic overlays, each of which has one ~~overlay~~ feature, and when combined, they'll produce an image of a person. So, what we'll be doing is working together and try to produce a likeness to the person that you just saw. Now, we'll start with what might be the average looking person of the general description of the person that you saw. So, let me ask you some questions. Was a white female, right?

W Right.

T Okay, how old was she?

W About 20.

T Okay, how tall was she?

W I didn't see her standing but I guess about 5'6".

T How would you describe her build...heavy, medium, slender?

W Slender.

T What color hair did she have?

W Blonde. With brown roots, Artificial blonde, but don't tell her that/

T So, with that information, I'll put together an average looking face. I'll call out the numbers...Let's see if we can find some hair that looks like her hair. We have a limited set of hairstyles that is available. Any of these like her hair?

W No.

T What was her hairline?

W Parted down the middle, cut short, on the front and sides, I think what they call a shag...gets longer in the back.

T I see, well, ~~maybe~~ maybe it might be like any of these?

W Um...that's more like it. Yeah, that's almost identical to it...that's the way she had it brushed, except it was brushed back further back.

T N 35, C 47, E 10, L 3, D 2, H 153. Now, looking at this image, what looks least like the person you saw?

W Well, the nose.

T How is her nose different?

W Well, you see, you couldn't see, I don't believe the nostrils were visible looking at her front on. And her bridge was a bit wider, and the way this is triangulated here, it's not that way at all, it's a more gradual slope. I should say, it wasn't distinguishing....a pointed nose, or an oversized nose, or a broken nose...

T

T N 37, was it anything like this?

W That's closer, I think, because the laugh lines are in there now.

1317
1266

...more like it I believe.

- T How might her nose have been different from this? Might it have been any larger?
- W No...just more round on the end...you can't see that from the front, of course... kind of more bulbous like on the very end of it, that's probably the only difference.
- T N 24, is that looking more like it?
- W The nostrils here were more settled, kind of like the one you just had, but the very end of her nose, the point, is more round. That's entirely too big.
- T N 36. Is that anymore like it? Or is that coming out too much.
- W Yeah, I was thinking that was looking too pointed.
- T So, maybe this one looks more like it. Does that look the closest like it.
- W It's the closest of the ones I've seen. Yeah.
- T N 37. I think that's the best we can get. Okay, now, what looks least like the person you saw?
- W The eyebrows are much too heavy and they were, it was as if it were a half brow. I'm sure part of it were her eyebrow makeup. What was there did not come straight across at all. It came across the forehead at an angle and it was about half as long, her brow, as what you have now.

T Well, we're rather restricted in eyebrows, as far as lighter eyebrows, but perhaps I can find a shape that's more like it. D-59.

W No. Again it seems to slope down here from the beginning. See how this is straight across; you can almost draw a straight line - it seemed to me it ran more of an angle down here overall. It did not turn up that much, they sloped more down at an angle than straight across.

D 53. So that more like the shape?

W Yeah, that's more like the shape, but again they're kind of bushy & more full than hers. That's more like the line that they followed

I think.
They're larger than hers?
Yes, much.

Well, we're rather restricted in eyebrows, as far as lighter eyebrows, but perhaps I can find a shape that's more like it. D 59.

1318
4267

W No. Again it seems to slope down here from the beginning. See how this is straight across, you can almost draw a straight line--it seemed to me it ran more of an angle down here overall. It did not turn up that much, they sloped more down at an angle than straight across.

T D 53. Is that more like the shape?

W Yeah, that's more like the shape, but again they're kind of bushy and more full than hers. That's more like the line that they followed I think.

T They're larger than hers?

W Yes, much.

T Which gives the best overall impression? D 2?

W This one, mainly because they're thinner.

T Thinner, ~~regjt~~ right. Okay, how about the shape of her face.

W It was more square, it did come to a point. Her face was much more square than it is here.

T Did it have a chin?

W Yes.

T C 23.

W That makes her look a little chubby and she's not really that chubby at all. Slim all the way around__I think it's too wide across here.

T C 30.

W It did come to a bit of a point.

T Is that anything like it?

W That's better than the last one. That's pretty close.

T How might hers have differed?

W Not too much. Maybe it wasn't quite as long.

T We can shorten it. C minus one. Is that better?

W Uh huh.

T How about her mouth?

W That's real close, but frowning or smiling, she had some real definite laugh lines. The mouth shape is very similar.

T Might it have been any wider than this?

W I don't think so.

T What about the shape of the lips, was the bottom one curved up?

W Yeah, I was thinking of the line where her lips met, and that's, yeah uh huh, it curved at the top and came down to the ends.

T And it was about this size, right?

W Maybe a little bit larger, perhaps a little larger, but that seems to close to the shape. The bottom lip makes it look kind of big and they weren't like that at all. They were a little less conspicuous, maybe.

T Let me try another one. L 39.

W No, not at all.

T L 1.

W No, her bottom lip looks a little small, there.

T Let's go back to the first one. L 35.

W It looks a little small in the bottom lip, but I think it's better than the other one, cause it isn't as fat.

T How about her eyes? What were her eyes like?

W They were a little bit larger. And they were farther apart.

T Were they farther apart or do you mean the size of the iris?

W The irises were visible, top and bottom completely, and these eyes are covered. That is the whites were exposed on the top and bottom.

T Yeah, but would the size of the eye opening be any larger perhaps?

W Yeah, uhuh. The shape is right in there, I think.

T E 18. Those any better?

W Not really, those seem smaller.

T Yeah, it's hard to tell, sometimes, what they're going to look like on the face, right out of the book. Okay, so those look a little smaller, and they need to look a little bigger?

W Yeah, the whole iris was exposed the whole time, the lid wasn't covering it at all.

T Yeah, almost all of these have the lids covering the iris. Well, were they straight across like these or did they perhaps slant down or up?

W No, again, this shape is very close to them. Very close to them. They weren't oriental shaped at all.

T E 33.

W That's more like the size alright. Just those kooky eyelids. I'm superconscious about that, because I spent two years working as an optician with an optomologist. Let's see, they're all covered up with lids.

T These are the ones on there now.

1268
1319

...his were.

1320
+269

T E 68.

W I see we're not going to get one with the lids uncovered, but I think that's.... about it. They're kind of dark, but....

T Yeah. Okay. So, is there anything that you would like to spend some more time working on? Or anything that you think we could get closer?

W Say, can we put in any laugh lines here?

T Maybe.

W Because they were very obvious.

T Up here around the mouth?

W Yeah, they came up just like this...almost to the mouth. You know what, we could work on his mouth. Now that I think about it the laugh lines' wider. The laugh lines almost immediately end at the mouth.

T But that shape is right?

W Uh huh.

T L 32.

W That's the wrong shape. That's a big mouth on that one. That's just too big. Can you move the mouth a little higher? ...to the nose?

T L 4.

W I think the bottom lips is ~~too~~ too big. It's not a fat lip.

T We just about tried them all.

W Just nothing bigger than that, huh?

T Well, which of these give the best overall impression? This one or this one?

W I'll stick with that one.

T This one? L 35. Okay, what about the size of her forehead. Her hairline, might it have been any smaller, or shorter?

W Shorter.

T Shorter. H plus 2.

W That's better.

T Well, might it have been any shorter than this?

W I don't think so.

T How about the distance between her eyebrows and her eyes?

W Yes, a little higher.

1321
1270
~~1270~~

T The eyebrows were a little bit higher, huh?

W Yes.

T Well, I guess I can go two ways, I can move the eyebrows down, if we try moving the eyes down, we have to move everything down too.

W Uh huh, to me that is really taking on the looks of her. That's amazing the difference that moving her eyes down made. That's much more like it on her bridge, it's not too high.

T Okay.

W Uh huh, that's much more like it. The top of her bridge comes that high, it's a ~~but~~ little unusual...that's much more like it.

T Okay, how about this distance between her nose and her mouth. Does that give the right overall impression like that?

W That's why I asked you to raise it awhile ago, because....why don't you try moving this mouth, maybe w it won't look as bad.

T Let's see how much. I can move the chin up.

W Too much.

T Okay. And the size of the chin, is that about right?

W Might be shorter. It could possibly be...let's move it up.

T Is that too much?

W And the mouth too.

T Is that the way it was?

W Yeah, probably. I think ~~her~~ her ears are deceiving, they go too high, or something. Is it possible to get that shape a little more narrow but the same height, the same distance. It looks...that is the lips, the nose, and this looks right. It just looks like it might be a little bit too wide, in the jaw.

The end.

Date
Time
Witness Number 235
Target Number 117
Technician SM.

1271 1322

T Was this a male or female?

W Female.

T Okay. What was the approximate age?

W I'd say 18 or 19.

T Okay. And was she slender medium?

W I'd say slender.

T Okay. And the color of her hair?

W Blonde.

T Okay. And the color of the eyes? Okay if you didn't get the color were they light or dark?

W They were dark.

T Okay. Did she have a fair complexion or was she tanned?

W It was pretty fair, pretty tanned.

T Okay. Now was her skin smooth or rough? When I say rough I mean like she was so young it probably was smooth.

W Yea you could see the tan on it----you know what I mean? It was you know---her face was smooth but you know the tan made her look kinda rugged.

T Okay. Did she wear glasses?

W No.

T Okay. The way I start out is that I basically try to pattern a light drawing here and I will ~~get~~^{set} back and darken it up once we get the features the way we want them. And if at any time you want to help me out and draw something because you don't feel you are verbalizing it very well feel free to. And if anytime something I have on here is not what you remember it to be be sure to tell me to change it. Cause I can alter it a thousand times if we have to.

W Okay.

T And don't feel intimidated by my already having put something down there. Okay let's start off---also keep in mind there is something really unique about the face that you saw some recognizing factor, something that was a little abnormal or the spacing was a little different from the normal spacing between eyes or things, you know. Just everything about the face that you remember that would be recognizable --be sure and dwell on that---Okay.

W Okay.

T Okay let's start out then with what you would consider was the basic facial shape. of this person.

W I'd say it was thin.

T Thin.

W Thin face. That might be close to it right there.

T Okay. Let me just give you a little definition. With the chin was there anything in particular about the chin that you saw that.

W Okay. Ah, when she bent, when she was looking straight ahead it wasn't evident but when she was going down I looked the end looked kinda like that.

T Okay.

W You know what I mean?

T Yea I know what you are talking about. That's just more or less this jawbone that everyone does have and some people almost eliminate it and it really, really is there. Okay, just for the sake of ah making it a little readable---what type shirt did she have on or did she have a collar?

W I don't think she had a collar, at all.

T Okay. Did you see her neck or?

W Her hair , her hair was coming down like this.

T Okay.

W She had pretty thick hair at that.

T Let's go and put the hair in. Could you see the ears at all?

W No. One was showing but I didn't look at it. I mean just barely visible.

T Okay. What type of hair did she have then?

W Her hair was pretty thick.

T Okay thick hair. And you said it was blonde.

W Yea.

T Was it parted in the middle?

W I'm pretty sure it wasn't all the way blonde you know like kinda dark in places.

T Okay. Did you say it was parted in the middle?

W I'd say it was.

1272
1323

T Okay and how did it come across the forehead?

W Okay, I thought okay when I can't say it went just like this I'd say almost all of her forehead I'd say all of her forehead was showing.

T Okay. Was it any higher, any lower?

W That's well I think so cause it looked pretty it went kinda like she just got through laying down on it.

T You said it was long?

W Umhuh. I'd say

T Okay. Did it have any curl to it at all?

W No it went straight, cut straight. Pretty hair. *sure*.

T Okay. This ~~was~~ *long?*

W I'd say so.

T And ~~is this~~ *it just hung* straight like this?

W Yes.

T Okay, how would you alter from this? Would you, what would you do maybe?

W It looks so pretty I mean so straight and you know it doesn't.

T Go ahead.

W Well it looks like my old girl friend you know real straight hair, well not not really that straight it looked like it was real thick and kinda it wasn't kinda frizzy.

T Puffy?

W Yea. I'd say.

T Ah, was it any thicker there than any place or just.....

W I think maybe more down to the end.

T Okay. ~~Is it more thick there or not?~~

W Let me check there now.

T Was it that full or not?

W Hair looks pretty good.

T Okay. Okay, let's go ahead and put her nose in because see with as much as we have in right now you might want to change the chin line and things. So let's go and put it in.

1773
1324

1274
1325

T Was there anything specific about her nose? Did she have a wide nose a long slender nose?

W Okay it was thin and long slender .

T Okay was it pointed then? At the tip or did it turn up turn down?

W Kinda down.

T You couldn't see the nostrils then?

W No. And the nose made the part of the nose pretty evident this part right here curving in like this.

T Okay I know what you mean. Very good.

W She didn't have hardly any *of these*

T Any nostrils

W

T Was her nose longer than what I'm showing right now or maybe....

W Maybe, think so. Kinda straight. *Not* A G nose would go like that.

T Yea. When we get shadow ^{*in*} again of things ^{*it*} that should look a little more realistic, as far the for instance right now where we as far what you think the length of it would be ---how does that strike you? Considering that this would be the mouth line.

W Her mouth grew thin, it was round underneath the ~~middle~~. *more*

T Round underneath the ^{*nose*} middle. Okay this would be like say the eyebrows Did she have any, from the bottom of the mouth to the bottom of the chin , was that space very long?

W No. Not too long.

T Okay in comparison ^{*then*} do you think her nose should be any larger or do you think we should just make the bottom of the face a little smaller? Just like you said it was right underneath the mouth excuse me the mouth was underneath the nose.

W That doesn't look like her nose at all. It doesn't look that round or something.

T Okay.

W S ometime it might have been broken or sometime the whole.....

T You mean the tip would be more pointed then? Or wider? Why don't we go ahead and put the mouth in and cause we can you see it's quite easy to change them.

W Yea.

T You might be able to tell a little more about it when we have the other ^{*features*} in there. You said the mouth was thin.

1275
1326

W Yea.

T Was it wide at all?

W Hardly any lips were showing.

T Really? Okay, was it straight across? Or was it curved?

W

T Okay. And it was it very you said it was close to the nose.

W Umhuh.

T Okay was it wide at all? Was it wide this way?

W No, no, real tiny real small.

T Okay. Was it even this thick?

W No, I don't think even that thick.

T Was it that close to the nose?

W I'd say it was pretty close to that. It just....

T Go ahead.

W She didn't have any curl to it like in the old days. Do you know what I mean?

T Were they that small?

W Yea I'd say they were that small. Yes.

T Okay. Now in position to that, what was the chin line like? _ _ _ _ _

W That's pretty good like that. I don't know if that chin was that long or that far down.

T How about that? That any better? Okay let's go ahead and put her eye brows in then.

W We going to use these things up here?

T Yea.

W They were higher than the eye. And they were lighter than they are. Well real light.

T The light colored?

W Yea. And they were above this thing here. Like this made the part here and the eyelids were up here.

T Were they arched at all? When I say arched I mean like that or were they straight or.....

W They were straight kinda like then they went over there. And pretty long.

T Were they that thick or say this thick?

W No I don't think so, they were thinner than that.

T Were they at all shaped like this though? If this is where the eye would be right here. You want to go ahead and put that eye in?

W And that, this part didn't come down that far?

T Which part?

W this like.....

T That part?

W Yea. Start higher up.

T her eyes large eyes in comparison to other features of the body, were they deep set eyes? You said they had this dark part here made me think they were maybe deep set.

W I think they were

she opened them *a lot of white showed.* quite wide.

T Okay. And ah, was there any unusual slant to the eye? Like some eyes slant up and some slant down and some straight across.

W I don't think there was but maybe

T Were they almond shaped or just wide open like maybe like this where this would be the eye like this and this would be the dark part in here. What do you think would be different from this shape?

W Seem like there was more underneath showing than that.

T Okay what do you mean?

W See this part right here seem like they were deeper set.

T Okay. I can get that shadow in there. Which will make seem to recede a little bit. As far as the largeness of ~~the eye~~ it though you know this way and this way.

W Oh, you mean the more *white* wide showing you mean? I'd say there was more---I could see the whole part of the eye.

T But the shape of them doesn't bother you?

W No. Not really.

T And this eye lid was this *large* --- --- ?

W Looks pretty good.

T You said the eyes were dark? Did she have many ah, a lot of eye make *up* on as far as eye lashes?

W No, not at all they were real light colored eye lashes. The actual eye I think was dark.

T She did kinda like have bags under her eyes? At all?

W No, they weren't bags they were lines kinda like a cheek bone right here.

T See anything like this at all?

W I remember some kind of cheek bone sort of this way. Pretty hard hey? Change the flare of those nostrils to not any rounded at all hardly and see what you get.

T You mean straight on each one?

W Yea.

T Were they, should they be wider or narrower at all?

W That's a little better.

T They give the nose a little more downward turn. Is that better like that? Should it be shorter longer anything at all? I think this eye is a little bit larger than this one. Maybe ...let me get a shadow in over here for you. Did she have any ah, lines coming from her nose area which would high light the cheek, like ah something at all like that?

W I don't remember any.

T Okay, why don't you glance away for a minute and think of the images you had when you were looking at her and then ah, come back and tell me what, what would be the first thing you would change when you looked at it. Okay if you were glancing at it now what would be the first thing you would change?

W The nose.

T Okay how would you change it?

W Make it a little bit longer and then the mouth almost directly beneath it.

T That close? I don't want to change your impression but that's almost... it will still be a little closer and the nose is smaller than this.

W And it didn't have that much....make it a little thinner than that around here.

T Thinner in here? The nostril area?

W Yea.

T It was a very long thin nose right?

W Yea but yea that's okay.

T Was it this long you think?

W

T What's bothering you about it?

1277
1328

4278
1329
low short it is

W That don't look like the girl I saw.

T Okay what about the width of things the length, how wide something is? ~~The hair be fuller somewhere not as full somewhere.~~ You said she had very thin lips.

W Yes mam.

T ^{Does} ~~Was~~ the bottom half of the face ^{broader you?} oblong? We've got the thin lips and we've got the long nose, the deepness in the eyes ----would it be----is the forehead this tall?

W She had a pretty large you know pretty ah big forehead.

T What if I did this? How does that affect it at all? Should it be as full as it was?

W Yea.

T So, it's not the hair?

W No I thought she had pretty full..... Can you make ^{the lips} them thinner than that?

T A little thinner?

W Yea.

T What about like that where you just barely see them? With this indentation *under the lips very strong?*

You want to look away again try that maybe the very first thing you know like you said the nose last time and you marked these with the nose now.. do you have the images in your mind? Okay. How different is it if it were on a scale from 1 to 10 and 1 was the least look alike and 10 was the most look alike to your image? So far how far are we?

W Well it's just around here that there is just the nose and mouth that mess me up.

T Maybe then let's try this. Think that will make them look different right? *sketching* Is that too much aging to it or does that help at all? You want to try sketching it for me? The way you think it might be more like. Is the face too wide maybe? - - - - -

W Maybe might be thinner than that.

T Okay. Let's try one side first and see.

W That looks pretty good there.

T How does that strike you now?

W That looks a little bit better. Little light traces or lines cause when you looked up or raised her eyebrows she had lines across there ---- she didn't look old but she.....

T That is going to age her unfortunately. So, on a scale right now where would you put it?

13 30
~~12 79~~

W Put it close 7 maybe, I don't know. Or 8.

T Is there anything else you see you want to change?

W Try the hair not going up like this kinda going just straight from him then down and out----know what I mean?

T You mean where it comes across the forehead a little more?

W Yea, and then none of this top part going like this.

T Okay. Does that help at all?

W Maybe hair ^{comes} kinda farther down.

T I'm sorry froward here?

W Yea going down the other way ---let it come out to here.

T Anything like that? Did that help?

W No, no.

T The eyebrows be darker?

W No. Stop the eyebrows about right here.. and ^{then} come up.....

T You mean farther over?

W Yea farther over this way a little bit to about right

T Anything like that?

W Times you know it looks like it and times it doesn't. Don't know what it is.

T There are certain things there that you feel are correct though? Okay now it's not going to look like a portrait necessarily, as long as there are certain things there that you feel are recognizable. Is there anything else that you see that you might want to change?

W Umhuh.

T Would you still want to give it seven? On a scale from one to ten.

W That's pretty close to what she looks like. ~~You want to go see what she looks like or are you fairly satisfied with it?~~

T You want to go see what she looks like or are you fairly satisfied with it?

W I probably won't like it after that.

T Oh, no.

The End.

T 124
W 249
S. Neyland
Sketch Artist

1256
1331

T The way I usually start out is by filling out this sheet with basic information about the person you just saw. So, was the person you saw male or female?

W Female.

T Okay. Now, approximately, what was her age?

W I'd say about 18 or 19.

T Okay. Her build, was she slender, medium or heavy?

W Medium.

T And the color of her hair?

W Blonde.

T And the color of her eyes?

W Blue.

T And her complexion...was she fair, tan, or dark?

W Pretty fair.

T I guess, at her age she has pretty smooth skin? Or was it rough?

W It was smooth.

T And did she wear glasses?

W No.

T Okay. Then, I start off with a light sketch, which will increase in darkness as we progress. And, if at anytime, you want me to change anything from what I have, feel free to. The drawing can be erased very easily. Don't feel I'll be offended about changing something. Okay? And if at sometime you can't relate to me verbally what you mean, and you feel you could draw it instead, feel free to draw in. Okay? I start out by asking what the basic overall facial shape is.

W Well, it's kind of round...a little bit heart-shaped right here. Kind of like...

T Did it start coming in as soon as I have it coming in?

W No, it was a little bit squarish right by the cheek part.

T Was it anything like that? Tell me how you would change it from here?

W I think that's pretty good.

T Okay, we can always tell more about it as we go along. And we can always alter it. Okay, did she have any collar on just so we can make it readable.

1332
128T

- W She had on...it was zipped up the front to about here, and she had a cross on.
- T Okay. So you did see the shoulder line. Did she have a very thick neck or thin? Or is this about the right size here?
- W That's about right.
- T What type of hair did she have?
- W Well, it was...it started like here and just went back like this. And it was kind of brushed back, full right here.
- T Okay, did you say it was parted in the center?
- W Uh huh.
- T Okay, it came up with it short on top like yours a little bit? And it came out fairly full?
- W Yeah, it was kind of layered, like a shag, kind of, and it...it came up like this. Then, it kind of came down in front and was brushed back.
- T Could you see the ears at all?
- W Just barely...just the little lobes.
- T Was it just fairly loose and full?
- W Uh huh.
- T Did it kind of curl up or down? On the ends?
- W It kind of just went under naturally.
- T Okay.
- W Just about to here.
- T Okay. Was it any fuller than this or any fluffier?
- W No, that looks about right. It covered more of his face.
- T Alright. Anymore so than that?
- W Um...a little bit right in here.
- T Okay. We'll come back and darken things, and when we get the eyes in you may want to move the hair down even more. But, as far as a chin shape, right now, do you think...
- W It might have been a little bit more heartshaped.
- T Now lets go the the nose now. Was there anything unusual about the nose? That you wouldn't call really average. Was it extremely wide, was it extremely thin?
- W No, it just looked like an average nose.
- T Did it turn up or turn down? Could you see the nostril area?
- W ... much, just a little.

T It wasn't...really long?

W I don't think so.

pause

T As far as the width is concerned, right now, what do you think of that?

W It might have been placed maybe lower.

T Lower? Okay. At all like this?

W Maybe it wasn't lower.

T This would be the mouthline here. Where do you think it should...do you want me to move it back up? Do you think it's too large for the face, or too small?

W It's...I don't know...I really didn't notice the nose that much. ~~It wasn't~~ Her face wasn't that long. What you just did made it look long. A little bit shorter than that.

T Okay, we can always come back and lower the hairline some, and then move up the chin a little bit.

pause

T Okay, it's going to look like it's fairly dominant until we get the eyes in and the hair darker. Let's go ahead and put the mouth in.. This area underneath the nose here,..was that indentation very deep or very strong or did you even notice it?

W I didn't even notice it.

T Okay. What did you think about the mouth? Was it a large mouth/in comparison to the face? Was it a straight mouth, curling mouth? Thick lips, thin lips?

W It kind of...it kind of looked smiling even when he wasn't.

T Okay, so it kind of turned up just a little. Was it extraordinarily wide?

W Uh...no.

T Is the top lip pointed at all? This part here?

W No.

T Okay, looking at this now, how would you change it?

W Maybe...kind of....this line right here...

T ...was straighter?

W Yeah. I noticed the bottom lip...the line on the bottom lip would be more noticeable.

T This line? Okay.

pause

1333
1288

15

T How would you change it from this?

W Well, I think that looks pretty good.

T Is there something specific that's bothering you about it?

W I like this part, but it was...a little bit more like you had it before, this line right here, a little bit more like before.

T Is that a little better...I don't know if I changed it that much?

W Yeah, that's better. Yehh.

T Okay, let's go ahead and put the eyes in now. You said her face was a little bit stocky, where would the eyes fit in...I mean where would the shortness be. Do you think between the features or do you think over all...like she had a shorter forehead, maybe? Or shorter chin?

W I would say that in the area of the eyes...

T Okay, what type of eyebrows did she have? Were they arched, were they thick haired?

W No, they were thin.

T Did the arch go in the center, or was it more toward the edge?

W It was kind of in the middle...

T Anything at all like that?

W It would be a little bit more of an arch.

pause

T Anything like that?

W That's okay.

T Okay, what type...what about here eyes...were large eyes, squinting eyes, round eyes?

W They were.....

T Could you see the eyelid?

W Yeah, a little bit. They were....well, I don't know what a usual eye is, but they looked like a usual eye. The shape, it wasn't too round and it wasn't too long.

T Say, if this ^{was} an eye here...was the shape like this?

W It was, right in here, more rounded.

pause

T Was it like that maybe? And this eyelid, was it that thick?

W Yeah.

T Okay, what do you think now, is the width going to be alright in comparison to

1334
1289
51

20 min

1335
1290

T ...the height?

W Well, I remember that right in here, it was kind of wider...in the cheekbones.

T Anything like that maybe? If you look at this distance here, and look at it on me, it looks a little wider than normal. But is it wide enough?

W Maybe here eye was out more...

T You mean, out to the edge more?

W Maybe just a little bit.

T Okay, let me put this over here and ^{let you see} see if they should be farther apart. Okay, why don't you try this...look away and picture yourself in the room again, and try to capture the image again of the person you saw. Okay, what do you want to change?

W Somehow, I think her face looks shorter.

T Was it, did she have...was it this high on top?

W I remember that on the back part of her hair, it was kind of brushed back a little. It was layered along in here.

T As far as it being...the forehead...is it a little bit stockier?

W Yeah.

T Were her eyes deepset in that this area had a lot of shadow? Well...let me go ahead and darken it in for you. You said they were blue eyes, were they light colored blue or dark?

W It was a grayish blue.

T So it was kind of medium. It wasn't extremely light. Did she have on...well, could you see here eyelashes very much?

W Yeah, you could see her eyeshadow. It was blue.

pause

W She had a little bit lines in here.

T Were here eyes this large, do you think?

W Yeah. You know how hair, this part right here, will come back and brush back? That part, I think it was...

Ta little bit more so than what I have?

W Yeah.

T Were her eyebrows any darker at all?

W No, they were kind of light.

T Would you make...well, let me go ahead and get that other eye in and then I'll ask you about the size, if you would make anything larger or smaller.

pause

T This shadow underneath the lips, was it very strong?

W No, that looks pretty good. I was looking at her mostly when she smiled.

T If you were looking at it now, what do you think you would change? Are we capturing anything that looks like her?

W Yeah, when she wasn't smiling, her eyebrows were a little bit up.

T Do you think they should be moved up some?

W Maybe the center of the eyebrow was more of an arch.

Pause

T What about the width of things, the width of her nose? Width of her mouth?

W Oh, her eyes, they might have been a little bit longer.

T You mean, not quite as wide? Longer this way?

W Yeah.

T When you said longer, what did you mean?

W Well, a little bit big this way.

T Okay, like I have them a little bit big right now? Did that shorten them at all? Did they slant up or slant down?

W No. They look more awake maybe.

T Well, I don't know how to make them look livelier. Did they slant any way. Like these are almost straight across. They're slanting up just a little.

W No, I don't think they slanted any.

T Hmmm...Well, I don't know exactly how to change them. Is there anything else that bothers you about it.

W Um...Her cheeks, they were kind of, like they had blush on them. Kind of rounded.

T Okay, as far as the...I can only make it look like a shadow area, like it's sunken in.

W Well, maybe a slight shadow right in here?

pause

T Did that help? Okay, if you were looking at this right now, and you were rating it on a scale of 1 to 10. And one was least like the image that you have, and 10 was most like the image that you have, where would you put it?

W Um...6 or 7

1291
1336

T Okay looking at it again, is there anything that you want to change? What strikes you as being most dissimilar to what your image is?

W Um...I don't know. Maybe...

T Would you be satisfied with leaving it as it is or is there anything which you think you could improve upon.

W Well, her hair, right here, it seemed like it came out a little bit. Like this was there but some if it went like this.

T That might knock out the cheeks. Did that help?

W Yes. pause Maybe round it...the nose part.

T You mean widen it?

W No, maybe round it.

T You mean round out or in?

W No.

T Not that thin?

W That looks pretty good.

The end.

1337
1292

T 143
W 287
R. Fowler

1330
1338

T This is an Identikit....a series of overlays, each which has one feature on it. These features can be combined to form a composite image. What we'll try to do is, insert an image just like the person you saw. So, I'll start by taking a general description of that person, then construct the average composite from your description, and we can change that one by one till we get something that looks like the person. So,...white female?

W Yeah.

T How old was she?

W About 20.

T How tall was she? Well, let me ask you to describe her as tall, medium, or short.

W ~~Short~~ Medium.

T How would you describe her build...slender, medium, heavy?

W Medium.

T Medium. What color hair did she have?

W Brown.

T Did she wear glasses?

W No glasses.

T Did she have... So, given that information, I'll construct a composite. We have a limited assortment of hairstyles you might look at and see if you can find one that looks least unlike the person you saw....

pause

T N 35, C 24, E 10, L 3, D 2. Find any hair?

W Yeah...

T H 154. Okay, is that the man? What about the image looks least like the person you saw?

W Oh...chin was narrower, the mouth was smaller, the chin was narrower, pointed.

T C 30. Is that anymore like it?

W Well, it's too long.

T Too long?

W Yeah.

T C minus 1.

W Okay, that's good.

1339
~~1331~~

T How might her chinline differ from that?

W Um...the chin was recessed, so I don't know how you can rectify that. That's pretty good. Yeah.

T Is that the overall impression?

W Yeah, Yeah.

T Let me just try to see if one more looks like the person. C 28 minus 1.

W No, no. Wrong.

T C 30 minus 1. Okay, now from this point, what looks least like the person you saw?

W The mouth is smaller.

T A rather small mouth. Did her lips curve like that?

W Yeah, the curve is pretty much the same, but the lower lip was particularly smaller.

T L 26.

W That's a little too small, do you have something in between that?

T Too small? Okay, was the bottom lip smaller than the top lip?

W The bottom lip was full, but small.

T L 35? Is that too big? Did the corner of her mouth turn down like this?

W No...

T Did it perhaps turn up a bit?

W Up a little, yeah.

T Let's try this one. L 7.

W Well...that is better.

T L 20.

W ...better.

T L 7. How about her nose?

W The nose was longer.

T The nose was longer...Was it a small nose, or a large nose?

W Large, but narrow...

T Large. N 37. Yes, we can make the nose seem longer, or shorter by moving it up or down. Is it a little bit longer, or a lot longer?

W Right there...~~long-~~

1340
~~1332~~

T Long nose...

W Well, I think so.

T N 37. Okay, well later on we can change the relationships. But how is that with respect to shape?

W Um...It's pretty good...it seems to be a little too full at the nostrils, and the nose is somewhat hooked.

T N 3.

W Yeah, this one's better.

T How about this one? N 24.

W No, the tip of the nose is down further like that one.

T Okay, N 36.

W That's pretty good.

T It's better than the one we had on before?

W Uh huh.

T What about the eyes?

W They're a little closer together.

T Tell you what, let's get the eyebrows first. Were those anything like her eyebrows?

W Yeah, those are pretty good.

T That is, they came across and down like this?

W Yeah.

T Might they have been any heavier than this?

W Only slightly, if at all.

T D 71. How about that?

W Well....

T D 7.

W Well...

T The first ones...

W The first ones look good.

T D 2. Okay, now, the eyes....they were a bit close together...how were they with respect to shape...

W The shape is pretty good there....just...

T Might they be any larger or smaller than that?

W No, about the same size.

Pause

T E 18.

W No...

T No...how were hers different from that?

W Let's see. Let's try to move up the nose up some, see if that helps.

T N to plus 1.

W Yeah, that's better.

T Let's try another set of eyes. E 31. Do they go straight across like this, or do they perhaps droop down a bit, or slant up a bit?

W I'd try a slight droop.

T Slight droop.

pause

T E 72.

W Uh huh.

T Are those better?

W Yeah, I think so. Okay, that's pretty good. Can we move up the chin maybe a notch?

T Okay, tell you what, why don't we start from the bottom and ^{work} move up. Move the chin up a notch, huh?

cont.

1333
1341

T Smaller chin, like that?

W Yeah, about...

T What about this distance, the distance between the nose and the lips?

W You just...

T We can move the eyes....

W that looks pretty good, yeah, good...

T What about the length of her nose? ^{could} ~~Do we need to~~ make her nose look longer?

W By moving thatup. No, I think its about right, right there. The eyebrows may be a little higher.

T D minus one. Is that too high, or is that high enough.

W I'd say...It's better.

pause

T Is there anything that particularly bothers you about that image?

W Yeah, why don't we try to move the nose down one notch.

T We could move the mouth down too.

W It's because of the receding chin that I would imagine made the mouth look closer to the face or the chin.

T N minus 1, L plus 1.

W Oh, dear. Somethings wrong, it was better before.

T Now, we could move the chin down. Let's see how that looks.

W Hmmm....Okay, the bridge of her nose was between her eyes, and that's not really indicated here. That's the problem. Alright.

T Do you think it would give a better overall image if the nose was up or down?

W Yes. Overall, I'd leave it like it is.

T We're not trying to get something that looks exactly like the person, but an overall impression. Okay, if you were to rate on a scale of one to ten how close this image resembles the person you saw, and ten were perfect and one was no correspondence, where would you rate this picture?

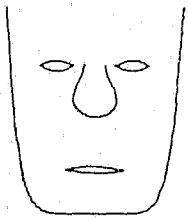
W I;d give it about a five.

The End.

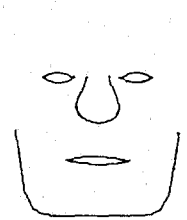
1334
1342

80

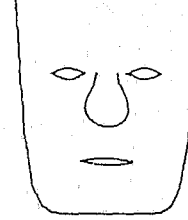
HPDMW 90



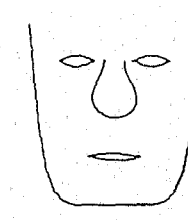
HPDMW 100



HPDMW 110

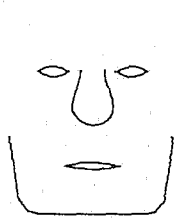


HPDMW 120

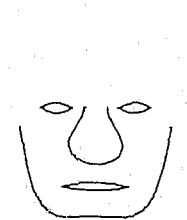


79

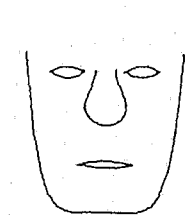
HPDMW 89



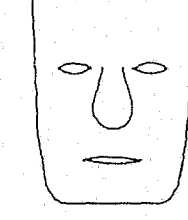
HPDMW 99



HPDMW 109

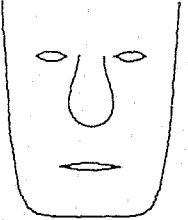


HPDMW 119

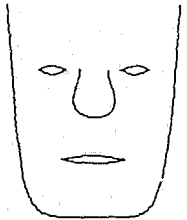


78

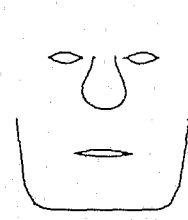
HPDMW 88



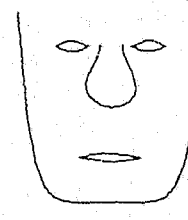
HPDMW 98



HPDMW 108

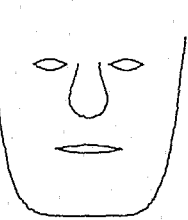


HPDMW 118

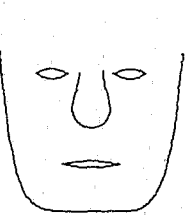


77

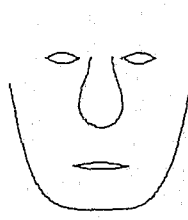
HPDMW 87



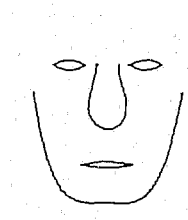
HPDMW 97



HPDMW 107

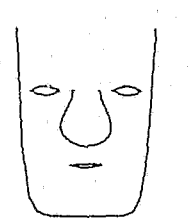


HPDMW 117




76

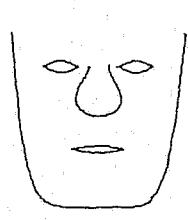
HPDMW 86



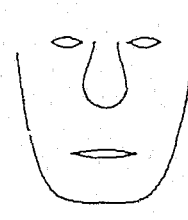
HPDMW 96



HPDMW 106

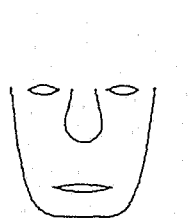


HPDMW 116

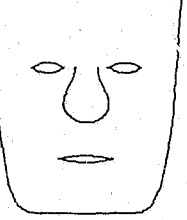


75

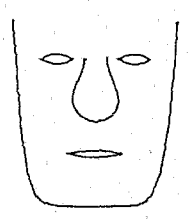
HPDMW 85



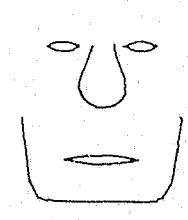
HPDMW 95



HPDMW 105

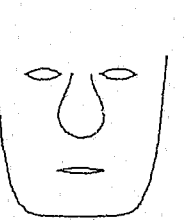


HPDMW 115

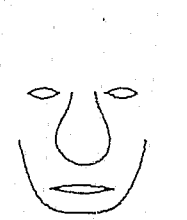


74

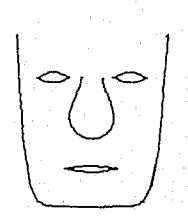
HPDMW 84



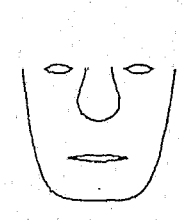
HPDMW 94



HPDMW 104



HPDMW 114



73

HPDMW 83



HPDMW 93



HPDMW 103



HPDMW 113



