


State Of New Jersey

Proceedings In The Municipal Courts

1 TRAFFIC (NON-PARKING), PARKING AND CRIMINAL CASES



September 1, 1976 To August 31, 1977

46149

ADMINISTRATIVE OFFICE OF THE COURTS
STATE HOUSE ANNEX, TRENTON, NEW JERSEY

11



ADMINISTRATIVE OFFICE OF THE COURTS
STATE OF NEW JERSEY



ARTHUR J. SIMPSON, JR.
JUDGE SUPERIOR COURT
APPELLATE DIVISION
ACTING ADMINISTRATIVE DIRECTOR OF THE COURTS

STATE HOUSE ANNEX
TRENTON
NEW JERSEY
08625
609-292-4636

January 31, 1978

TO THE JUDGES OF THE MUNICIPAL COURTS:

Herewith is the statistical report covering the activities of the Municipal Courts and of the County District Courts exercising concurrent jurisdiction for the court year from September 1, 1976 to August 31, 1977.

I should like to take this opportunity to acknowledge the splendid assistance and cooperation extended to the Administrative Office by the judges and supporting personnel.

A handwritten signature in cursive script, appearing to read "A. Simpson, Jr.", written in dark ink.

NCJRS

APR 6 1978

ACQUISITIONS



THE MUNICIPAL COURTS

On August 31, 1977, there were 527 municipal courts, including 18 joint municipal courts serving two or more municipalities. These courts were presided over by 385 judges, who reported spending 111,532 hours hearing all types of cases, a decrease of 3,951 hours over the prior court year.

A total of 3,829,715 complaints were filed, an increase of 0.7%. This included 2,483,353 parking complaints, 1,013,386 non-parking complaints and 332,976 minor criminal complaints. The 332,976 minor criminal complaints filed is an increase of 1,375 over the prior court year. These complaints filed involved disorderly persons offenses, local ordinance violations, fish and game, navigation and indictable offenses. Of the total 3,101,570 dispositions, excluding cases closed for failure to appear, the violations bureaus disposed of 93.2% of the parking complaints and 65.0% of the non-parking traffic complaints.

There were 70,846 complaints referred by the municipal courts to the county prosecutors for the action of the grand juries and 4,843 to the juvenile and domestic relations courts or other municipal courts, for a combined total of 75,689 referrals, an increase of 3,773 from the prior year.

There was a decrease of 1,015 in the number of defendants sentenced to jail from 13,058 to 12,043. The number of persons placed on probation decreased from 8,669 to 8,438. The judges revoked 21,722 motor vehicle drivers' licenses, an increase of 878 over the prior court year.

Of the 331,742 non-parking traffic cases heard in court, 59,523 or 17.9% resulted in dismissals or findings of not guilty.

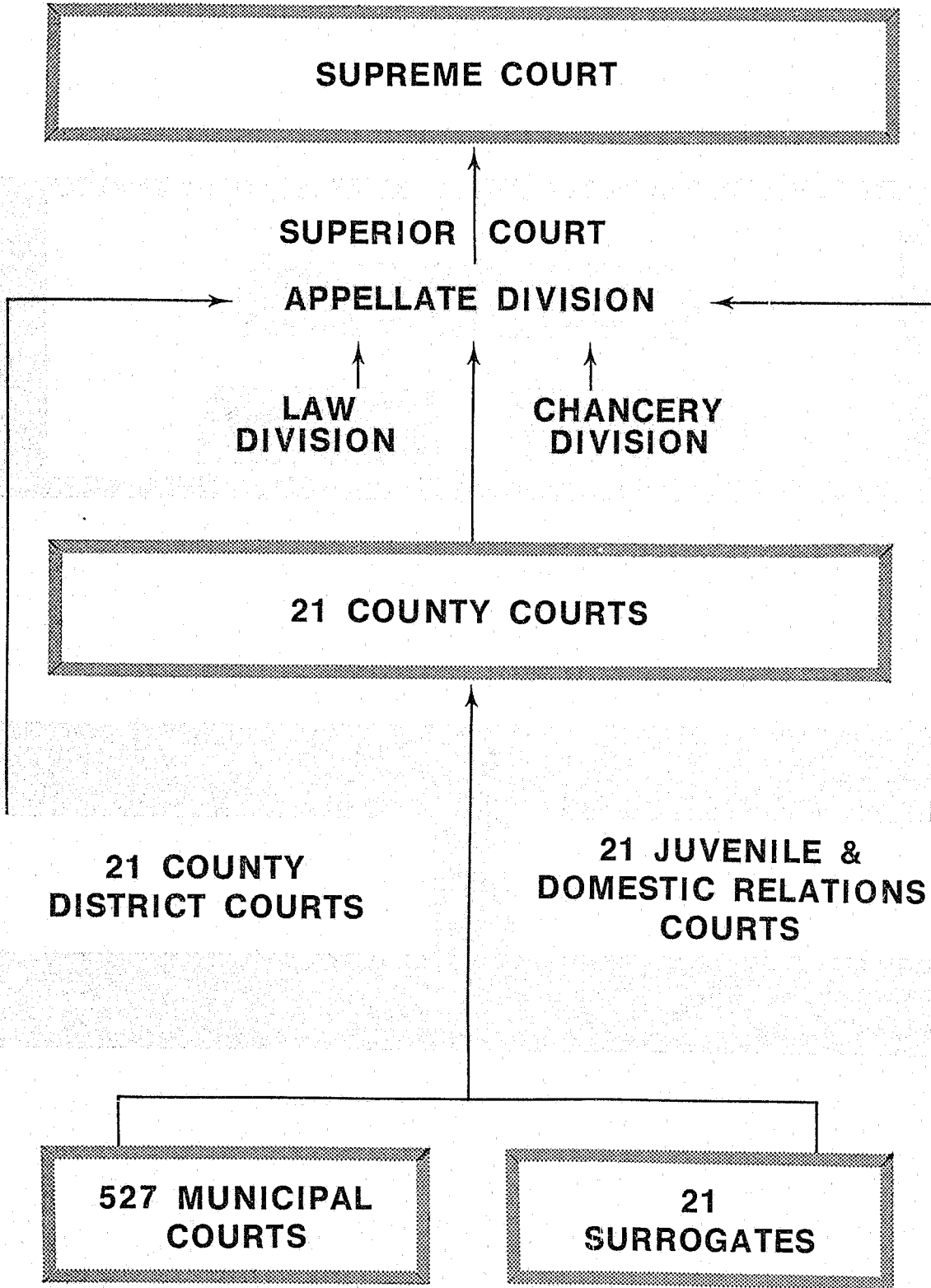
There were 33,289 non-parking traffic, 42,274 parking and 3,435 non-traffic (criminal) complaints filed in the six county district courts which exercised concurrent jurisdiction with the municipal courts, most of which were in Bergen and Hudson Counties.

The municipal courts and the county district courts that exercised concurrent jurisdiction imposed fines, costs, and bail forfeitures totaling \$44,355,980; respectively amounting to \$43,317,879 and \$1,038,101.

Expenditures by the municipalities for the municipal courts for the calendar year 1976 included \$3,415,080 for judges' salaries, \$10,216,596 for other salaries, and \$2,248,425 for other expenses. Total expenditures increased by \$2,119,854 or 15.4% from \$13,760,247 in 1975 to \$15,880,101 in 1976.

THE NEW JERSEY

CHART AS OF AUGUST 31, 1977



↑ SHOWS COURT TO WHICH APPEALS ARE MADE

COURT SYSTEM

JUSTICES, JUDGES AND JURISDICTIONS AS OF AUGUST 31, 1977

SUPREME COURT: Chief Justice and 6 Associate Justices. Initial term of 7 years with tenure on re-appointment. Mandatory retirement at 70.

Final Appeal in:

1. Constitutional questions.
2. Where dissent in Appellate Division.
3. Capital causes.
4. Certifications.
5. In such causes as provided by law.

SUPERIOR COURT: 120 Judges authorized. Term, tenure and retirement same as Supreme Court.

APPELLATE DIVISION

Appeals from:

1. Law and Chancery Divisions.
2. County Courts.
3. County District Courts.
4. Juvenile & Domestic Relations Courts.
5. State Administrative Agencies.
6. As provided by law.

LAW DIVISION

1. General jurisdiction in all causes, civil and criminal.
2. Proceedings in lieu of prerogative writs, except review of state administrative agencies.

CHANCERY DIVISION

1. General equity.
2. Matrimonial.
3. Probate.

COUNTY COURTS: 108 Judges authorized, 1 to 12 per county. Term: 5 years. Tenure after 10 years and third appointment. Mandatory retirement at 70.

1. Law Division: Criminal jurisdiction within county and general civil subject-matter jurisdiction.
2. Probate Division: Contested probate matters.
3. Adoptions.
4. No equity jurisdiction except as required to finally resolve matter in controversy.
5. Appeals in bastardy proceedings and from Wage & Hour Section (Labor & Industry) and Municipal Courts.

COUNTY DISTRICT COURTS: 39 Judges authorized. Term: 5 years. Tenure after 10 years and third appointment. Mandatory retirement at 70.

1. Contract, penalty, and tort actions to \$3,000.
2. Landlord and tenant.
3. Small claims to \$500.
4. Concurrent criminal and quasi-criminal jurisdiction with Municipal Courts.
5. Bastardy and filiation proceedings.
6. Actions by creditors against an estate up to \$3,000.

JUVENILE AND DOMESTIC RELATIONS COURTS: 32 Judges authorized. Term: 5 years. Tenure after 10 years and third appointment. Mandatory retirement at 70.

1. Exclusive jurisdiction over juvenile delinquency and "juveniles in need of supervision."
2. Child abuse matters.
3. Support
4. Temporary custody of children.
5. Adoptions.
6. Bastardy and filiation proceedings.

MUNICIPAL COURTS: 385 Judges. Term: 3 years.

1. Traffic and motor vehicle violations.
2. Ordinance violations.
3. Disorderly persons offenses.
4. Fish and game and navigation violations.
5. Bastardy and filiation proceedings.
6. Other specified crimes (where penalty does not exceed 1 year incarceration or \$1,000 fine) and offenses (where value of property does not exceed \$500), including some crimes where indictment and trial by jury can be waived.
7. Probable cause hearings on indictable offenses.

SURROGATES: 21 Surrogates. Elected. Term: 5 years.

1. Uncontested probate matters.
2. Clerk of Probate Division of County Court,

COMPARATIVE SUMMARY
STATUS OF THE CALENDARS
September 1, 1976 to August 31, 1977

	Sept. 1, 1976 to Aug. 31, 1977	Sept. 1, 1975 to Aug. 31, 1976	V	Difference 1976-77 V.	Percent Increase or Decrease
TRIAL COURTS					
SUPERIOR COURT, LAW AND CHANCERY: COUNTY COURTS:					
Combined Civil Cases on Calendars					
Added	39,143	36,966	+	2,177	+ 5.9%
Disposed of	33,011	30,759	+	2,252	+ 7.3%
Pending at end of year * (Recount difference -109)	53,084	46,952	+	6,132	+ 13.1%
Criminal (Indictments and Accusations)					
Filed	25,748	27,663	-	1,915	- 6.9%
Disposed of	24,648	25,495	-	847	- 3.3%
Pending at end of year (not including those awaiting sentence only) * (Recount difference -15)	29,824	28,724	+	1,100	+ 3.8%
Post-Conviction Relief Petitions					
Filed	227	227	-	0	0.0%
Disposed of	226	241	-	15	- 6.2%
Pending at end of year * (Recount difference +1)	56	55	+	1	+ 1.8%
Chancery Division, General Equity Cases on Calendars					
Added	4,130	3,936	+	194	+ 4.9%
Disposed of	4,328	3,910	+	418	+ 10.7%
Pending at end of year * (Recount difference +1)	2,486	2,684	-	198	- 7.4%
Chancery Division, Matrimonial Cases on Calendars					
Added	22,170	23,391	-	1,221	- 5.2%
Disposed of	22,098	22,205	-	107	- 0.5%
Pending at end of year * (Recount difference -2)	7,020	6,948	+	72	+ 1.0%
Contested Probate Matters, County Court					
Added	693	584	+	109	+ 18.7%
Disposed of	653	519	+	134	+ 25.8%
Pending at end of year	273	233	+	40	+ 17.2%
Criminal Appeals to County Court					
Added	3,063	3,790	-	727	- 19.2%
Disposed of	3,336	3,730	-	394	- 10.6%
Pending at end of year * (Recount difference -11)	573	846	-	273	- 32.3%
JUVENILE & DOMESTIC RELATIONS COURTS:					
Juvenile Delinquent					
Filed	73,400	75,862	-	2,462	- 3.3%
Disposed of	72,986	74,752	-	1,766	- 2.4%
Pending at end of year * (Recount difference -133)	12,316	11,902	+	414	+ 3.5%
Juvenile--In Need of Supervision					
Filed	8,843	8,622	+	221	+ 2.6%
Disposed of	8,689	8,524	+	165	+ 1.9%
Pending at end of year * (Recount difference +1)	930	776	+	154	+ 19.9%
Domestic Relations and Reciprocal Support Complaints					
Filed	69,474	61,874	+	7,600	+ 12.3%
Disposed of	67,707	61,439	+	6,268	+ 10.2%
Pending at end of year * (Recount difference +232)	6,503	4,736	+	1,767	+ 37.3%
COUNTY DISTRICT COURTS, CIVIL COMPLAINTS:					
Filed	303,057	293,917	+	9,140	+ 3.1%
Disposed of	299,048	293,177	+	5,871	+ 2.0%
Pending at end of year * (Recount difference -266)	48,863	44,854	+	4,009	+ 8.9%
TOTAL, TRIAL COURTS:					
Filed	549,948	536,832	+	13,116	+ 2.4%
Disposed of	536,730	524,751	+	11,979	+ 2.3%
Pending at end of year * (Recount difference -301)	161,928	148,710	+	13,218	+ 8.9%
SUPREME COURT:					
Appeals filed and certified	225	232	-	7	- 3.0%
Appeals disposed of	244	187	+	57	+ 30.5%
Appeals pending at end of year	176	195	-	19	- 9.7%
SUPERIOR COURT, APPELLATE DIVISION:					
Appeals filed } Not including appeals certified by	5,198	4,803	+	395	+ 8.2%
Appeals disposed of } Supreme Court before calendaring 2/	4,237	4,333	-	96	- 2.2%
Appeals pending at end of year * (Recount difference +10)	5,707	4,746	+	961	+ 20.3%
TOTAL CASES: (OTHER THAN MUNICIPAL COURTS)					
Filed	555,371	541,867	+	13,504	+ 2.5%
Disposed of	541,211	529,271	+	11,940	+ 2.3%
Pending at end of year * (Recount difference -291)	167,811	153,651	+	14,160	+ 9.2%
MUNICIPAL COURTS:					
Disposed of by Municipal Court Hearings:					
Moving traffic cases	331,742	332,505	-	763	- 0.2%
Parking cases	132,007	136,235	-	4,228	- 3.1%
Non-traffic cases	203,754	206,703	-	2,949	- 1.4%
Disposed of in Violations Bureau:					
Moving traffic cases	611,778	644,944	-	33,166	- 5.1%
Parking cases	1,801,670	1,722,420	+	79,250	+ 4.6%
Non-traffic cases	20,619	19,134	+	1,485	+ 7.8%
TOTAL MUNICIPAL COURTS COMPLAINTS DISPOSED OF	3,101,570	3,061,941	+	39,629	+ 1.3%

1/ Data on "Cases Pending" as of August 31, 1976 differs from the data published in the Annual Report for 1975-76 because of changes due to physical inventories and recounts in the counties during 1977.

2/ There were 12 appeals certified during 1976-77 and 16 during 1975-76. One appeal, certified before calendaring by the Supreme Court during the 1975-76 court term, is reflected as received in the Appellate Division's docketing control system during the 1976-77 court term.

Summary of Expenditures by the Municipalities
for the Municipal Courts
1976

<u>County</u>	<u>Salaries of Judges</u>	<u>Other Salaries</u>	<u>Other Expenses</u>	<u>Total</u>
Atlantic	\$ 124,630	\$ 398,613	\$ 120,037	\$ 643,280
Bergen	344,233	1,064,154	241,579	1,649,966
Burlington	168,973	407,526	123,327	699,826
Camden	177,669	748,441	137,580	1,063,690
Cape May	108,156	161,477	60,211	329,844
Cumberland	68,596	136,273	56,748	261,617
Essex	444,352	1,452,442	213,356	2,110,150
Gloucester	107,706	283,734	85,700	477,140
Hudson	191,638	949,857	148,947	1,290,442
Hunterdon	46,407	94,414	44,079	184,900
Mercer	106,865	452,147	64,026	623,038
Middlesex	211,598	763,886	111,089	1,086,573
Monmouth	311,681	705,193	198,255	1,215,129
Morris	199,557	471,483	96,536	767,576
Ocean	159,798	524,991	150,137	834,926
Passaic	156,950	488,338	76,207	721,495
Salem	36,758	75,842	30,956	143,556
Somerset	112,934	240,866	80,362	434,162
Sussex	84,630	135,898	56,888	277,416
Union	189,944	569,360	109,323	868,627
Warren	<u>62,005</u>	<u>91,661</u>	<u>43,082</u>	<u>196,748</u>
TOTAL	<u>\$3,415,080</u>	<u>\$10,216,596</u>	<u>\$2,248,425</u>	<u>\$15,880,101</u>
TOTAL 1 YEAR AGO	<u>\$3,105,535</u>	<u>\$ 8,727,674</u>	<u>\$1,927,038</u>	<u>\$13,760,247</u>

Summary of Fines, Court Costs and Forfeitures
of Bail Assessed by the Municipal Courts and
County District Courts Exercising Concurrent Jurisdiction
Court Year Ending August 31, 1977

<u>County</u>	<u>Municipal Courts</u>	<u>District Courts</u>	<u>Total</u>
Atlantic	\$ 1,609,532	\$ 1,030	\$ 1,610,562
Bergen	3,031,907	518,109	3,550,016
Burlington	2,678,642	-	2,678,642
Camden	2,499,952	-	2,499,952
Cape May	1,212,671	-	1,212,671
Cumberland	882,191	-	882,191
Essex	6,380,544	-	6,380,544
Gloucester	958,140	-	958,140
Hudson	3,891,257	381,546	4,272,803
Hunterdon	458,717	-	458,717
Mercer	2,382,247	-	2,382,247
Middlesex	3,112,187	-	3,112,187
Monmouth	2,826,100	-	2,826,100
Morris	1,970,616	-	1,970,616
Ocean	1,976,518	22,285	1,998,803
Passaic	2,263,416	-	2,263,416
Salem	654,256	-	654,256
Somerset	1,024,991	-	1,024,991
Sussex	518,972	3,220	522,192
Union	2,524,255	-	2,524,255
Warren	<u>460,768</u>	<u>111,911</u>	<u>572,679</u>
TOTAL	<u>\$43,317,879</u>	<u>\$1,038,101</u>	<u>\$44,355,980</u>
TOTAL 1 YEAR AGO	<u>\$41,185,494</u>	<u>\$1,045,544</u>	<u>\$42,231,038</u>

SUMMARY
 PROCEEDINGS IN THE MUNICIPAL COURTS *
 TRAFFIC CASES (NON-PARKING), PARKING CASES AND CRIMINAL CASES
 SEPTEMBER 1, 1976 TO AUGUST 31, 1977

Court Hours, Complaints, Monetary Penalties in the
 Municipal Courts and the Six County District Courts
 Exercising Concurrent Jurisdiction (Atlantic, Bergen,
 Hudson, Ocean, Sussex and Warren).

	HOURS ON BENCH				COMPLAINTS FILED				FINES, COURT COSTS AND FORFEITURES OF BAIL ASSESSED ***			
	Moving Traffic	Parking	Non- **	Total	Moving Traffic	Parking	Non- **	Total	Moving Traffic	Parking	Non- **	Total
Municipal Courts Only	50,210	5,524	54,424	110,158	980,097	2,441,079	329,541	3,750,717	\$22,750,868	12,837,607	7,729,404	43,317,879
County District Courts	822	64	488	1,374	33,289	42,274	3,435	78,998	\$ 708,160	273,253	56,688	1,038,101
STATE TOTAL	51,032	5,588	54,912	111,532	1,013,386	2,483,353	332,976	3,829,715	\$23,459,028	13,110,860	7,786,092	44,355,980
TOTAL 1 YEAR AGO	54,167	5,818	55,498	115,483	1,046,557	2,448,840	331,601	3,826,998	\$22,989,882	11,851,869	7,389,287	42,231,038

* Includes proceedings in the County District Courts of Atlantic, Bergen, Hudson, Ocean, Sussex and Warren Counties which exercised concurrent jurisdiction during the court year. Also includes proceedings in the Palisades Interstate Park Police Court in Bergen County.

** Non-Traffic violations include minor criminal, disorderly persons, ordinance, fish and game, navigation, etc.

*** Total fines, court costs and forfeitures of bail collected in violations bureaus and assessed in open court. (Penalties assessed, even if not actually collected). Does not include suspended penalties or physicians' fees.

STATUS AND NUMBER OF MUNICIPAL COURTS AND JUDGES

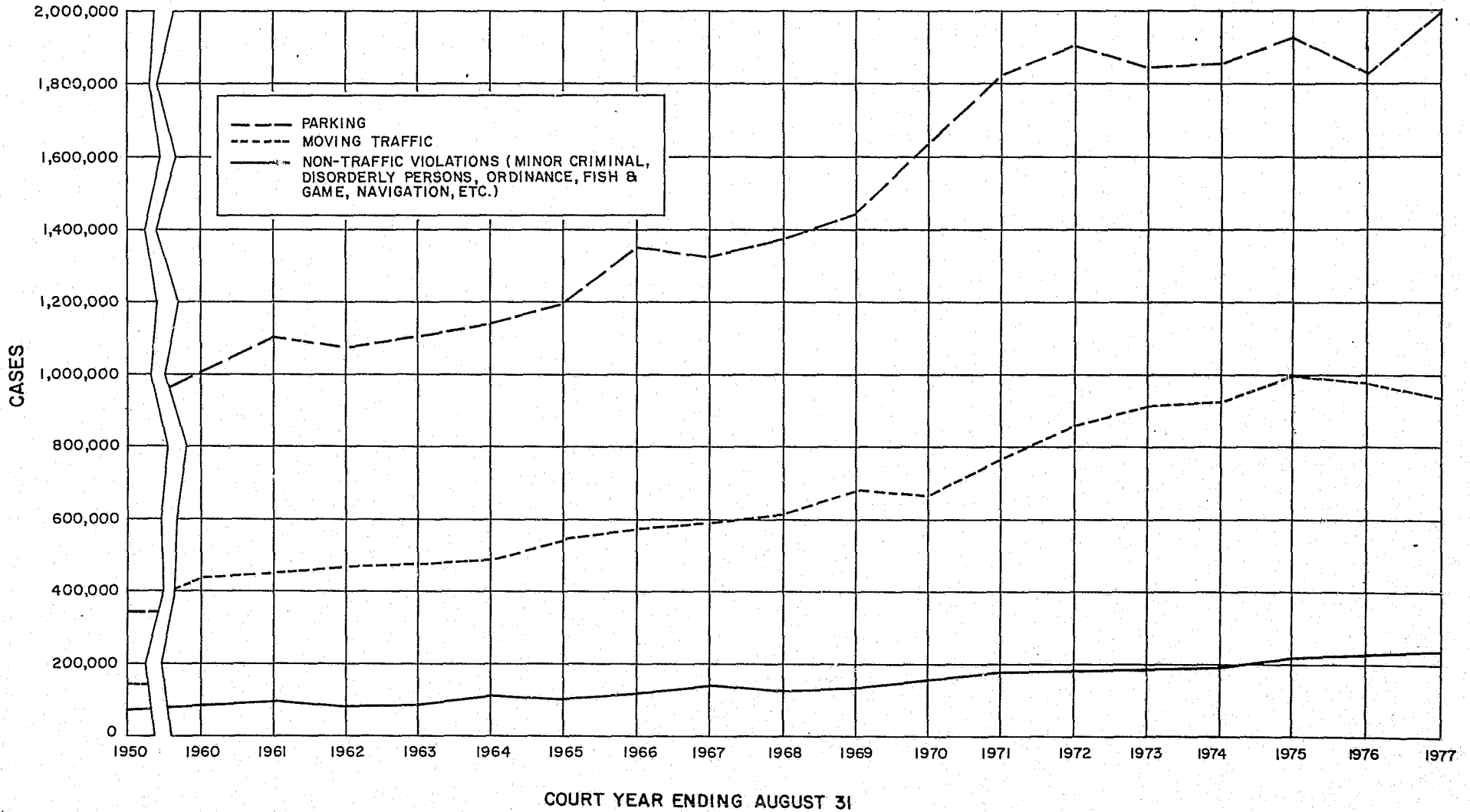
AS OF AUGUST 31, 1977

COUNTY	Total Number of Courts Not Including District Courts	Average Area Per Court (Sq. Mile)	Number of Joint Courts	Number of Municipalities Covered by Joint Courts	Courts with Total of 50 Hours or Less on Bench During 1976-7	Municipal Judges		
						Lawyers	*Non-Lawyers	Total
Atlantic	20	31	1	3	2	13	1	14
Bergen	71	3	0	0	5	56	1	57
Burlington	38	22	2	4	8	15	2	17
Camden	36	6	0	0	6	19	0	19
Cape May	16	28	0	0	3	7	1	8
Cumberland	13	51	0	0	5	6	0	6
Essex	22	6	0	0	1	28	0	28
Gloucester	22	15	2	4	6	9	1	10
Hudson	12	5	0	0	0	17	0	17
Hunterdon	11	40	4	19	4	7	0	7
Mercer	13	18	0	0	1	12	0	12
Middlesex	25	13	0	0	1	23	0	23
Monmouth	53	10	1	2	11	39	0	39
Morris	40	12	0	0	2	31	0	31
Ocean	31	24	2	4	9	19	0	19
Passaic	16	12	0	0	0	15	0	15
Salem	15	25	0	0	7	4	0	4
Somerset	21	15	0	0	4	19	0	19
Sussex	17	31	4	10	3	12	0	12
Union	21	5	0	0	0	20	1	21
Warren	14	26	2	5	5	7	0	7
TOTAL	527	16	18	51	83	378	7	385
					15.8%	98.2%	1.8%	100%

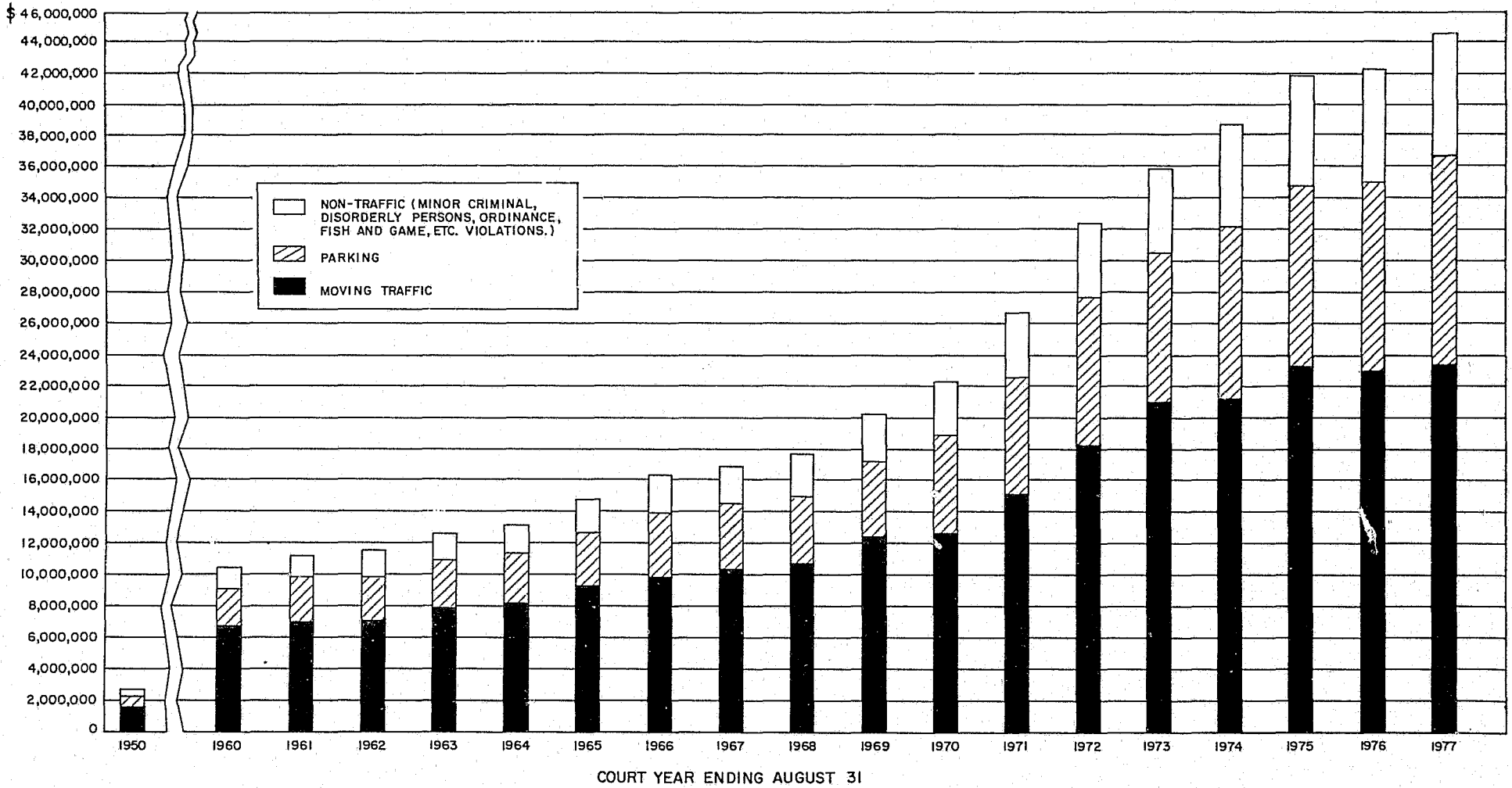
*By statute, a municipal court judge must be an attorney at law of this State or have held the office of municipal court magistrate, recorder, police judge or justice of the peace on January 1, 1952. While all of these offices, except that of municipal court judge, have been abolished, non-attorneys continue to serve as judges of the municipal courts because they held one of the specified offices on January 1, 1952.

**MUNICIPAL COURTS
COMPLAINTS DISPOSED OF
BY COURT HEARINGS AND IN THE VIOLATIONS BUREAUS**

BY COURT YEARS ENDING AUGUST 31,
1960 TO DATE COMPARED WITH 1950

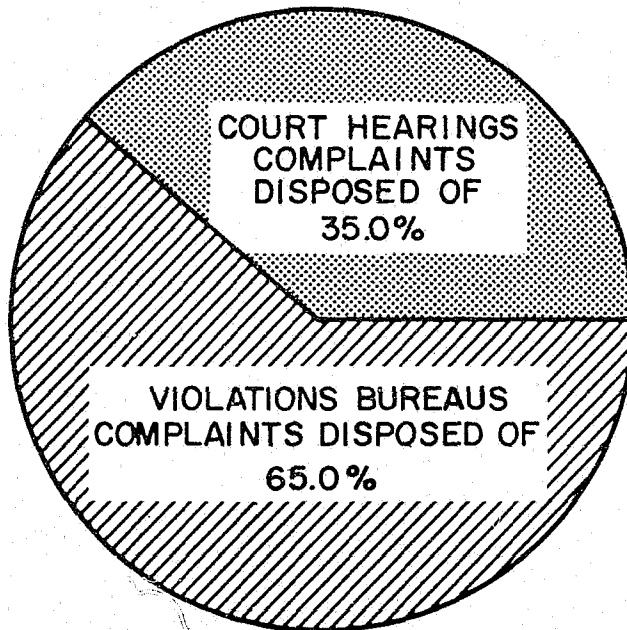


MUNICIPAL COURT FINES, COURT COSTS, AND FORFEITURES OF BAIL
 COURT YEARS ENDING AUGUST 31
 1960 TO DATE COMPARED WITH 1950



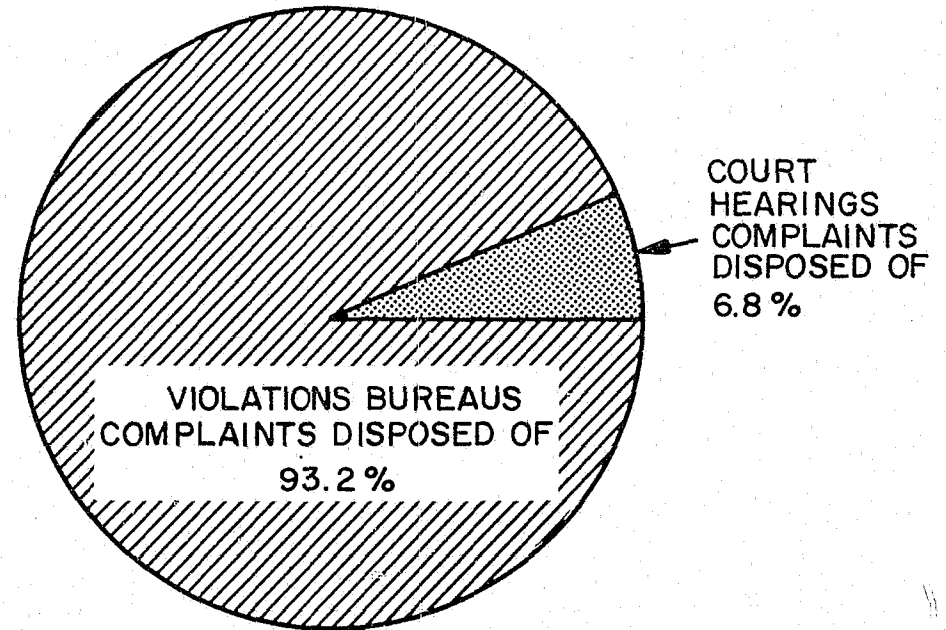
MUNICIPAL COURTS OF NEW JERSEY
SEPTEMBER 1, 1976 TO AUGUST 31, 1977

DISPOSITION OF COMPLAINTS BY COURT HEARINGS AND VIOLATIONS BUREAUS



NON-PARKING TRAFFIC CASES

TOTAL 943,520 COMPLAINTS
DISPOSED OF



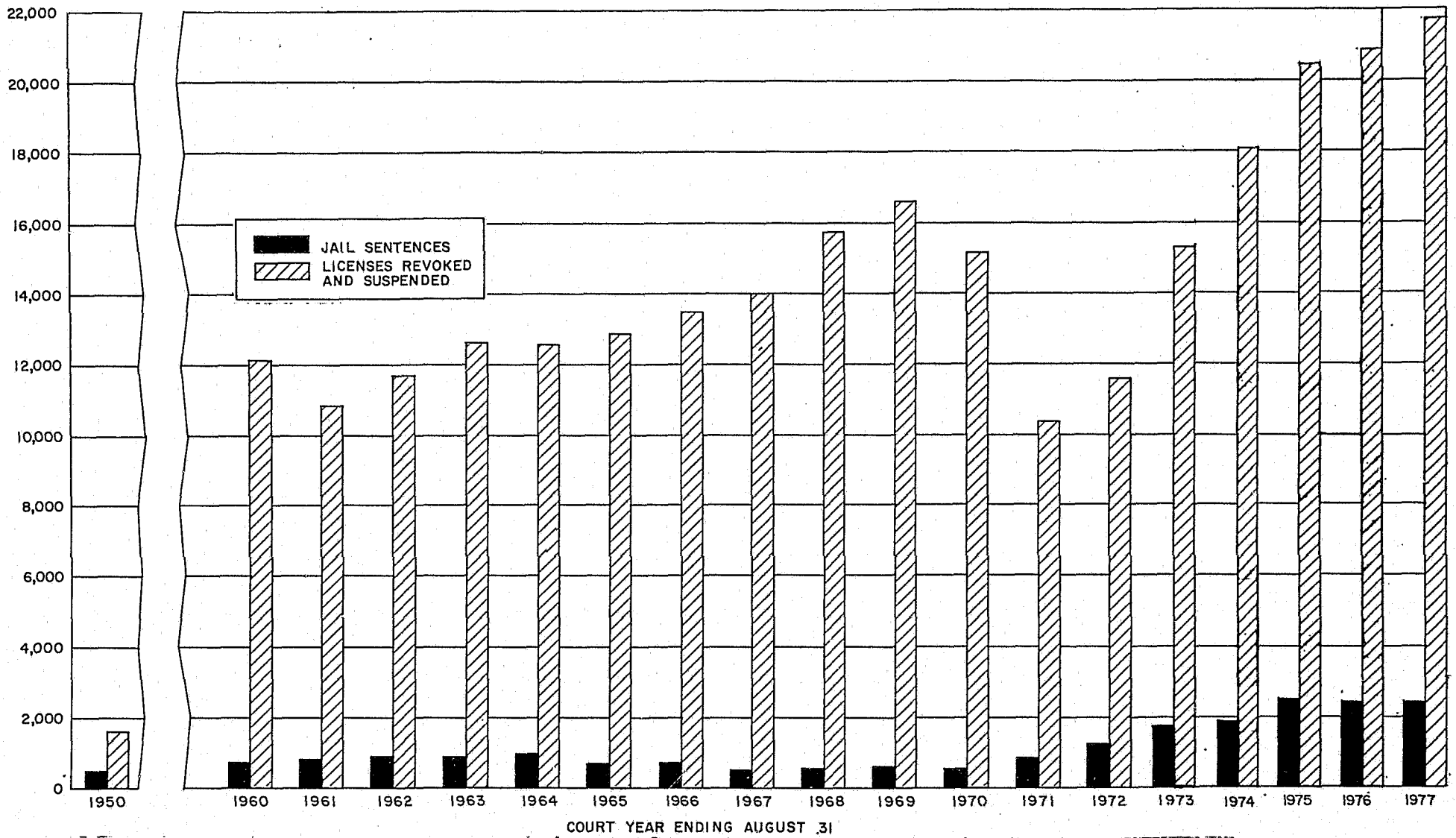
PARKING CASES

TOTAL 1,933,677 COMPLAINTS
DISPOSED OF

NOTE: ONLY 9.2% OF THE NON-TRAFFIC CASES
WERE DISPOSED OF IN THE VIOLATIONS BUREAUS

MUNICIPAL COURTS
TRAFFIC (Parking and Non-Parking) CASES
JAIL SENTENCES AND LICENSE REVOCATIONS AND SUSPENSIONS *

COURT YEAR ENDING AUGUST 31,
1960 TO DATE COMPARED WITH 1950



* JAIL SENTENCES ARE FOR TRAFFIC (Parking and Non-Parking) CASES ONLY. LICENSE REVOCATIONS DO NOT INCLUDE THOSE REVOKED OR SUSPENDED BY THE DIRECTOR OF MOTOR VEHICLES, BUT DO INCLUDE 100 REVOCATIONS AND SUSPENSIONS IN DISORDERLY PERSONS AND OTHER VIOLATIONS AS PROVIDED BY STATUTES.

PROCEEDINGS IN THE MUNICIPAL COURTS ⁽¹⁾
TRAFFIC CASES (NON-PARKING), PARKING CASES AND CRIMINAL CASES
SEPTEMBER 1, 1976 TO AUGUST 31, 1977

MUNICIPAL COURT AND NAME OF JUDGE	TOTAL HOURS ON BENCH (REPORTED MONTHLY TO NEAREST HOUR) (2)	NOTICES IN LIEU OF COMPLAINTS HEARD, R-7-2, ("INFORMAL COMPLAINTS") (3)	COMPLAINTS FILED	INDICTABLE COMPLAINTS REFERRED TO COUNTY PROSECUTOR (4)	COMPLAINTS REFERRED TO J & DR COURT OR OTHER MUNICIPAL COURT	COMPLAINTS ADJUDICATED IN MUNIC. CT., ON WAIVER OF INDICT. & JURY TRIAL (5)	CONVICTIONS AND GUILTY PLEAS IN OPEN COURT	DISMISSALS AFTER COND. DISCH. (NARCOTICS) AND PRE-TRIAL INTERVENTION (6)	DISMISSALS AND FINDINGS OF NOT GUILTY OTHER THAN THOSE IN PRIOR COLUMN	COMPLAINTS DISPOSED OF THROUGH VIOLATIONS BUREAU R-7-7	FINES, COURT COSTS & FORFEITURES OF BAIL ASSESSED (EVEN IF NOT ACTUALLY REC'D.) - TOTAL COURT & VIOL. BUR.	DEFENDANTS SENTENCED TO JAIL	DEFENDANTS PLACED ON PROBATION (7)	N. J. MOTOR VEHICLE LICENSES REVOKED OR SUSPENDED BY THE COURT (8)	SUSPENDED SENTENCES (9)
ATLANTIC COUNTY															
ABSECON CITY															
MARVIN Z WALKEN															
TRAF	154	0	1,347	0	0	0	503	0	39	714	\$ 49,532	8	0	75	20
PARK	0	0	40	0	0	0	0	0	1	46	\$ 323	0	0	0	1
CRIM	50	1	158	48	0	0	51	3	38	10	\$ 3,029	5	3	0	17
TOTAL	204	1	1,545	48	0	0	554	3	78	770	\$ 52,884	13	3	76	38
ATLANTIC CITY															
CHAIM H SANDLER															
TRAF	185	0	6,494	0	0	0	1,984	0	262	5,079	\$ 151,080	31	0	242	28
PARK	12	0	27,788	0	0	0	23	0	319	21,110	\$ 139,070	0	0	0	22
CRIM	611	0	6,338	1,248	22	273	680	39	2,046	0	\$ 37,488	711	109	3	337
TOTAL	808	0	40,620	1,248	22	273	2,687	39	2,627	26,189	\$ 377,638	742	109	242	387
BRIGANTINE CITY															
ROBERT H DAVISSON															
TRAF	65	0	811	0	0	0	289	0	57	370	\$ 18,654	1	0	19	14
PARK	2	0	752	0	0	0	4	0	12	472	\$ 5,802	0	0	0	2
CRIM	39	1	270	23	0	0	81	0	48	46	\$ 4,521	2	0	0	2
TOTAL	106	1	1,833	23	0	0	374	0	117	888	\$ 28,977	3	0	19	18
JUENA BOROUGH															
PETER A CAPIZOLA															
TRAF	32	0	468	0	2	0	108	0	43	230	\$ 10,676	1	0	11	2
PARK	1	0	8	0	0	0	0	0	1	6	\$ 45	0	0	0	0
CRIM	27	4	142	37	0	0	59	0	29	13	\$ 2,760	1	0	0	8
TOTAL	60	4	618	37	2	0	167	0	73	249	\$ 13,481	2	0	11	10
BUENA VISTA TOWNSHIP															
JOSEPH P FESTA															
TRAF	70	0	1,098	0	0	0	181	0	73	740	\$ 25,348	0	0	24	3
PARK	0	0	0	0	0	0	0	0	0	0	\$ 0	0	0	0	0
CRIM	44	2	199	66	0	0	37	1	41	6	\$ 4,993	1	2	0	0
TOTAL	114	2	1,297	66	0	0	218	1	114	746	\$ 31,341	1	2	24	3
EGG HARBOR CITY															
JOSEPH B KAUFFMAN															
TRAF	89	0	1,038	0	0	0	348	0	65	489	\$ 29,924	1	0	50	15
PARK	3	0	98	0	0	0	13	0	4	131	\$ 1,010	0	0	0	0
CRIM	74	0	431	168	0	0	145	2	131	0	\$ 19,150	5	0	0	29
TOTAL	166	0	1,567	168	0	0	506	2	200	620	\$ 50,084	6	0	50	44
EGG HARBOR TOWNSHIP															
LOUIS KRAVITS															
TRAF	116	0	3,087	0	0	0	867	0	95	1,650	\$ 99,619	1	0	85	2
PARK	2	0	410	0	0	0	41	0	11	438	\$ 5,960	0	0	0	0
CRIM	186	19	1,799	314	2	0	782	9	410	37	\$ 135,898	20	26	0	37
TOTAL	304	19	5,296	314	2	0	1,690	9	516	2,125	\$ 212,477	21	26	85	39
FOLSON BOROUGH															
DONALD M KAPLAN															
TRAF	26	0	1,149	0	0	0	180	0	40	726	\$ 21,737	2	0	34	5
PARK	0	0	0	0	0	0	0	0	0	0	\$ 0	0	0	0	0
CRIM	17	3	108	33	0	0	34	6	55	0	\$ 2,428	4	0	0	3
TOTAL	43	3	1,257	33	0	0	214	6	95	726	\$ 24,165	6	0	34	8
GALLOWAY TOWNSHIP															
DONALD M KAPLAN															
TRAF	91	0	3,401	0	0	0	688	0	127	2,033	\$ 97,682	4	0	70	34
PARK	0	0	2	0	0	0	1	0	0	4	\$ 40	0	0	0	0
CRIM	96	0	601	163	0	0	191	25	127	33	\$ 14,828	13	0	0	19
TOTAL	187	0	4,004	163	0	0	880	25	254	2,070	\$ 112,550	17	0	70	53
HAMILTON TOWNSHIP															
JOHN H MORFELD III															
TRAF	233	0	8,609	0	3	0	1,241	0	269	5,472	\$ 204,347	7	0	106	9
PARK	0	0	46	0	0	0	0	0	1	37	\$ 257	0	0	0	0
CRIM	74	8	713	168	0	0	137	51	151	4	\$ 10,429	11	68	8	11
TOTAL	307	8	9,368	168	3	0	1,378	51	421	5,513	\$ 215,033	18	68	114	20

PROCEEDINGS IN THE MUNICIPAL COURTS ⁽¹⁾
TRAFFIC CASES (NON-PARKING), PARKING CASES AND CRIMINAL CASES
SEPTEMBER 1, 1976 TO AUGUST 31, 1977

MUNICIPAL COURT AND NAME OF JUDGE	TOTAL HOURS ON BENCH (REPORTED MONTHLY TO NEAREST HOUR) (2)	NOTICES IN LIEU OF COMPLAINTS HEARD, R7-9-2 ("INFORMAL COMPLAINTS") (3)	COMPLAINTS FILED	INDICTABLE COMPLAINTS REFERRED TO COUNTY PROSECUTOR (4)	COMPLAINTS REFERRED TO J & DR COURT OR OTHER MUNICIPAL COURT	COMPLAINTS ADJUDICATED IN MUNIC. CT.: ON WAIVER OF INDICT. & JURY TRIAL (5)	CONVICTIONS AND GUILTY PLEAS IN OPEN COURT	DISMISSALS AFTER COND. DISCH. (NARCOTICS) AND PRE-TRIAL INTERVENTION (6)	DISMISSALS AND FINDINGS OF NOT GUILTY OTHER THAN THOSE IN PRIOR COLUMN	COMPLAINTS DISPOSED OF THROUGH VIOLATIONS BUREAU, R:7-7	FINES, COURT COSTS & FORFEITURES OF BAIL ASSESSED (EVEN IF NOT ACTUALLY RECD.), TOTAL, COURT & VIOL. BUR.	DEFENDANTS SENTENCED TO JAIL	DEFENDANTS PLACED ON PROBATION (7)	N. J. MOTOR VEHICLE LICENSES REVOKED OR SUSPENDED BY THE COURT (8)	SUSPENDED SENTENCES (9)
ATLANTIC COUNTY CONTINUED															
HAMMONTOWN VINCENT A. DEMARCO															
TRAF	117	0	2,748	0	4	0	604	0	150	1,557 \$	51,306	3	0	93	60
PARK	10	0	350	0	0	0	7	0	7	343 \$	1,197	0	0	3	3
CRIM	81	0	628	156	0	0	184	5	146	36 \$	15,079	2	1	0	44
TOTAL	208	0	3,726	156	4	0	795	5	303	1,936 \$	77,582	5	1	93	107
LINWOOD CITY MARSHALL FAMILY															
TRAF	113	0	935	0	0	0	302	0	34	443 \$	33,509	1	0	36	0
PARK	2	0	43	0	0	0	4	0	2	36 \$	430	0	0	0	0
CRIM	28	0	208	55	0	0	35	11	22	42 \$	5,230	1	0	0	0
TOTAL	143	0	1,186	56	0	3	341	11	58	521 \$	36,169	2	0	36	0
LONGPORT BOROUGH GENNARD CONSALVO															
TRAF	33	0	611	0	0	0	87	0	29	474 \$	15,105	0	0	2	2
PARK	1	0	403	0	0	0	1	0	3	334 \$	4,346	0	0	0	0
CRIM	18	2	80	8	0	0	38	10	8	10 \$	2,495	0	4	0	4
TOTAL	52	2	1,094	8	0	0	126	10	40	818 \$	22,946	0	4	2	6
MARGATE CITY EDWARD KNIGHT															
TRAF	65	0	1,108	0	2	0	394	0	111	526 \$	29,154	0	0	27	0
PARK	12	0	3,823	0	0	0	47	0	68	4,327 \$	27,441	0	0	0	0
CRIM	59	41	531	54	0	338	342	51	76	12 \$	15,587	2	0	0	0
TOTAL	136	41	5,462	54	2	338	783	51	255	4,865 \$	71,182	2	0	27	0
MULLICA TOWNSHIP GENNARD CONSALVO															
TRAF	50	0	2,781	0	3	0	367	0	62	1,548 \$	47,878	1	0	39	6
PARK	0	0	0	0	0	0	0	0	0	0 \$	0	0	0	0	0
CRIM	37	0	287	69	14	18	74	26	91	12 \$	6,596	5	5	0	10
TOTAL	87	0	3,068	69	17	18	441	26	153	1,560 \$	54,474	6	5	39	16
NORTHFIELD CITY JOSEPH B. KAUFFMAN															
TRAF	76	0	784	0	1	0	311	0	44	395 \$	25,991	0	0	23	17
PARK	2	0	6	0	0	0	1	0	0	7 \$	120	0	0	0	0
CRIM	83	3	230	102	2	0	113	19	52	0 \$	13,247	13	0	0	25
TOTAL	161	3	1,020	102	3	0	425	19	96	402 \$	39,358	13	0	23	42
PLEASANTVILLE CITY HENRY BROOME JR.															
TRAF	85	0	639	0	0	0	336	0	76	171 \$	27,801	2	0	37	23
PARK	15	0	301	0	0	0	25	0	22	198 \$	2,515	0	0	0	14
CRIM	118	104	799	159	0	0	403	11	255	35 \$	33,282	57	13	0	150
TOTAL	218	104	1,739	159	0	0	764	11	353	404 \$	63,598	59	13	37	187
SOMERS POINT CITY DONALD M. KAPLAN															
TRAF	58	0	2,170	0	0	0	600	0	93	1,027 \$	43,202	1	0	56	23
PARK	0	0	1,128	0	0	0	44	0	3	770 \$	9,081	0	0	0	29
CRIM	65	6	726	110	0	0	272	55	216	48 \$	23,430	7	3	0	11
TOTAL	123	6	4,024	110	0	0	916	55	312	1,845 \$	59,713	8	3	56	63
VENTNOR CITY GENNARD CONSALVO															
TRAF	31	0	357	0	0	0	154	0	38	232 \$	9,741	0	0	13	18
PARK	10	0	8,256	0	0	0	46	0	19	6,719 \$	31,017	0	0	0	8
CRIM	37	7	341	48	0	2	68	7	62	34 \$	5,509	4	6	0	13
TOTAL	78	7	8,954	48	0	2	268	7	119	6,985 \$	45,267	4	6	13	39
WEYMOUTH TWP AND ESTELLE MANOR BORO AND CORBIN CITY JOHN H. MOHRFELD, III (ACTING)															
TRAF	15	0	522	0	0	0	84	0	32	383 \$	13,893	0	0	9	1
PARK	0	0	0	0	0	0	0	0	0	0 \$	0	0	0	0	0
CRIM	20	4	99	15	0	0	32	4	46	0 \$	720	0	1	0	7
TOTAL	35	4	621	15	0	0	116	4	78	383 \$	11,613	0	1	9	8

PROCEEDINGS IN THE MUNICIPAL COURTS ⁽¹⁾
TRAFFIC CASES (NON-PARKING), PARKING CASES AND CRIMINAL CASES
SEPTEMBER 1, 1976 TO AUGUST 31, 1977

MUNICIPAL COURT AND NAME OF JUDGE	TOTAL HOURS ON BENCH (REPORTED MONTHLY TO NEAREST HOUR) (2)	NOTICES IN LIEU OF COMPLAINTS HEARD, R7-3-2 ("INFORMAL COMPLAINTS") (3)	COMPLAINTS FILED	INDICTABLE COMPLAINTS REFERRED TO COUNTY PROSECUTOR (4)	COMPLAINTS REFERRED TO J & DR COURT OR OTHER MUNICIPAL COURT	COMPLAINTS ADJUDICATED IN MUNICIPAL COURT OR WAIVER OF INDICT. & JURY TRIAL (5)	CONVICTIONS AND GUILTY PLEAS IN OPEN COURT	DISMISSALS AFTER COND. DISCH. (NARCOTICS) AND PRE-TRIAL INTERVENTION (6)	DISMISSALS AND FINDINGS OF NOT GUILTY OTHER THAN THOSE IN PRIOR COLUMN	COMPLAINTS DISPOSED OF THROUGH VIOLATIONS BUREAU, R7-7	FINES, COURT COSTS & FORFEITURES OF BAIL ASSESSED (EVEN IF NOT ACTUALLY REC'D.) TOTAL, COURT & VIOL. BUR.	DEFENDANTS SENTENCED TO JAIL	DEFENDANTS PLACED ON PROBATION (7)	N. J. MOTOR VEHICLE LICENSES REVOKED OR SUSPENDED BY THE COURT (8)	SUSPENDED SENTENCES (9)
ATLANTIC COUNTY CONTINUED															
ATLANTIC COUNTY DISTRICT COURT (PRESIDING)															
HERBERT S. JACOBS															
TRAF	0	0	0	0	0	0	0	0	0	0	0	0	0	0	0
PARK	0	0	0	0	0	0	0	0	0	0	0	0	0	0	0
CRIM	9	0	7	0	0	0	0	0	0	0	0	0	0	0	0
TOTAL	9	0	7	0	0	0	0	0	0	0	1,030	0	0	0	0
ATLANTIC COUNTY TOTALS															
TRAF	1,704	0	40,157	0	15	0	9,628	0	1,739	24,259	\$ 1,037,179	64	0	1,046	282
PARK	72	0	43,454	0	0	0	257	0	473	34,978	\$ 227,654	0	0	0	79
CRIM	1,773	205	14,695	3,045	40	634	3,760	335	4,057	378	\$ 375,729	864	241	9	727
TOTAL	3,549	205	98,306	3,045	55	634	13,645	335	6,269	59,615	\$ 1,610,562	928	241	1,054	1,088
BERGEN COUNTY															
ALLENTOWN BOROUGH															
ROBERT J. BUCKALEW															
TRAF	55	0	286	0	3	0	103	0	26	130	\$ 9,306	0	0	18	10
PARK	1	0	216	0	0	0	7	0	2	170	\$ 1,688	0	0	0	3
CRIM	21	2	196	45	0	0	25	3	43	83	\$ 2,405	1	0	0	7
TOTAL	77	2	698	45	3	0	135	3	71	383	\$ 13,399	1	0	18	20
ALPINE BOROUGH															
GERALD BREITENSTEIN															
TRAF	28	0	345	0	1	0	123	0	23	205	\$ 5,248	0	0	3	1
PARK	21	0	154	0	0	0	11	0	1	140	\$ 1,575	0	0	0	6
CRIM	13	0	36	1	0	1	8	0	5	6	\$ 1,545	0	1	0	3
TOTAL	62	0	535	1	1	1	142	0	29	351	\$ 9,368	0	1	3	10
BERGENFIELD BOROUGH															
MORRIS B. KANTOFF															
TRAF	34	0	619	0	0	0	236	0	41	330	\$ 19,428	3	0	25	8
PARK	9	0	6,153	0	0	0	113	0	200	5,105	\$ 46,116	0	0	0	43
CRIM	50	2	403	114	0	1	160	11	104	15	\$ 7,745	13	1	0	14
TOTAL	93	2	7,175	114	0	1	509	11	345	5,450	\$ 75,289	16	1	25	65
BOGOTA BOROUGH															
DONALD W. DECOROVA															
TRAF	109	0	745	0	0	0	434	0	29	0	\$ 16,526	4	3	18	2
PARK	8	0	3,042	0	0	0	189	0	19	2,470	\$ 22,609	0	1	3	1
CRIM	52	0	186	25	0	0	86	7	51	0	\$ 3,191	7	10	0	9
TOTAL	169	0	3,973	25	0	0	709	7	99	2,470	\$ 42,326	11	14	21	12
CARLSTADT BOROUGH															
CHESTER J. WALLACE															
TRAF	40	0	537	0	0	0	117	0	37	290	\$ 13,264	4	0	13	4
PARK	8	0	3,465	0	0	0	39	0	63	2,806	\$ 10,181	0	0	0	0
CRIM	29	0	194	75	1	0	36	3	58	0	\$ 2,475	3	3	0	4
TOTAL	77	0	4,196	75	1	0	192	3	158	3,096	\$ 25,920	7	3	13	8
CLIFFSIDE PARK BOROUGH															
PAUL L. BASILE															
TRAF	52	0	1,220	0	0	0	77	0	15	1,050	\$ 21,007	1	1	4	2
PARK	27	0	11,547	0	0	0	76	0	24	10,140	\$ 59,730	0	0	0	1
CRIM	59	20	244	48	0	8	27	0	15	0	\$ 2,196	1	0	0	0
TOTAL	138	20	13,011	48	0	8	180	0	54	11,190	\$ 92,933	2	1	4	3
CLOSTER BOROUGH															
GERALD BREITENSTEIN															
TRAF	26	0	178	0	0	0	86	0	23	60	\$ 5,363	1	0	5	2
PARK	3	0	298	0	0	0	14	0	1	256	\$ 2,150	0	0	0	10
CRIM	31	0	119	23	1	0	40	4	34	0	\$ 2,430	5	4	0	12
TOTAL	60	0	595	23	1	0	140	4	58	316	\$ 9,943	6	4	5	24
CRESSKILL BOROUGH															
JAMES W. TAYLOR															
TRAF	41	0	324	0	0	0	148	0	26	97	\$ 5,504	2	0	12	2
PARK	6	0	466	0	0	0	69	0	91	343	\$ 5,540	0	0	0	1
CRIM	15	0	104	18	0	0	19	5	45	39	\$ 1,015	2	1	0	2
TOTAL	62	0	894	18	0	0	236	5	162	479	\$ 13,059	4	1	12	5

PROCEEDINGS IN THE MUNICIPAL COURTS ⁽¹⁾
TRAFFIC CASES (NON-PARKING), PARKING CASES AND CRIMINAL CASES
SEPTEMBER 1, 1976 TO AUGUST 31, 1977

MUNICIPAL COURT AND NAME OF JUDGE	TOTAL HOURS ON BENCH (REPORTED MONTHLY TO NEAREST HOUR) (2)	NOTICES IN LIEU OF COMPLAINTS HEARD, R7-3.2, ("INFORMAL COMPLAINTS") (3)	COMPLAINTS FILED	INDICTABLE COMPLAINTS REFERRED TO COUNTY PROSECUTOR (4)	COMPLAINTS REFERRED TO J & DR COURT OR OTHER MUNICIPAL COURT	COMPLAINTS ADJUDICATED IN MUNIC. CT., ON WAIVER OF INDICT. & JURY TRIAL (5)	CONVICTIONS AND GUILTY PLEAS IN OPEN COURT	DISMISSALS AFTER COND. DISCH. (NARCOTICS) AND PRE-TRIAL INTERVIEW (6)	DISMISSALS AND FINDINGS OF NOT GUILTY OTHER THAN THOSE IN PRIOR COLUMN	COMPLAINTS DISPOSED OF THROUGH VIOLATIONS BUREAU, R7-7	FINES, COURT COSTS & FORFEITURES OF BAIL ASSESSED (EVEN IF NOT ACTUALLY RECD.), TOTAL, COURT & VIOL. BUREAU	DEFENDANTS SENTENCED TO JAIL	DEFENDANTS PLACED ON PROBATION (7)	N. J. MOTOR VEHICLE LICENSES REVOKED OR SUSPENDED BY THE COURT (8)	SUSPENDED SENTENCES (9)
BERGEN COUNTY CONTINUED															
DEMARSET BOROUGH															
GERALD C ESCALA															
TRAF	65	0	259	0	0	0	155	0	24	86 \$	9,140	0	0	12	7
PARK	4	0	77	0	0	0	20	0	8	38 \$	575	0	0	0	2
CRIM	5	0	80	20	0	0	18	3	8	11 \$	581	1	1	0	8
TOTAL	74	0	416	20	0	0	193	3	40	135 \$	10,296	1	1	12	17
DUMONT BOROUGH															
FELIX M ANGELILLIS															
TRAF	35	0	542	0	0	0	251	0	50	261 \$	13,183	1	1	15	0
PARK	12	0	995	0	0	0	104	0	57	747 \$	8,259	0	0	0	0
CRIM	35	0	197	15	2	0	33	10	21	1 \$	3,363	6	1	0	20
TOTAL	82	0	1,734	15	2	0	388	10	128	1,009 \$	24,805	7	2	15	20
EAST RUTHERFORD BOROUGH															
WALTER J FENCZA															
TRAF	73	0	588	0	0	0	115	0	39	199 \$	7,082	0	0	11	0
PARK	16	0	2,378	0	0	0	18	0	14	2,302 \$	9,658	0	0	0	1
CRIM	208	2	672	85	0	1	159	7	171	0 \$	3,365	11	9	1	14
TOTAL	297	2	3,638	85	0	1	292	7	224	2,501 \$	25,105	11	9	12	15
EDGEWATER BOROUGH															
GEORGE A BROWNE															
TRAF	31	0	279	0	0	0	152	0	32	105 \$	5,152	0	0	0	0
PARK	12	0	752	0	0	0	149	0	30	573 \$	6,525	0	0	0	0
CRIM	40	0	297	27	22	0	102	0	68	86 \$	3,860	1	0	0	0
TOTAL	83	0	1,328	27	22	0	403	0	130	764 \$	16,537	1	0	0	0
ELMWOOD PARK BOROUGH															
HENRY RICCOSENE															
TRAF	31	0	861	0	1	0	244	0	52	505 \$	19,511	1	0	26	2
PARK	12	0	2,019	0	0	0	50	0	17	1,671 \$	14,922	0	0	0	12
CRIM	35	3	330	55	0	0	100	5	114	0 \$	3,972	17	3	0	10
TOTAL	78	3	3,210	55	1	0	394	5	183	2,176 \$	43,405	18	3	26	24
EMERSON BOROUGH															
JULIUS L WALKIN															
TRAF	54	0	1,106	0	0	0	365	0	61	598 \$	24,452	0	0	18	8
PARK	3	0	187	0	0	0	28	0	8	249 \$	3,004	0	0	0	1
CRIM	46	0	97	27	0	0	38	17	20	0 \$	890	2	0	0	7
TOTAL	103	0	1,390	27	0	0	431	17	89	847 \$	23,346	2	0	18	16
ENGLEWOOD CITY															
JOSEPH M CLARK															
TRAF	226	0	1,850	0	0	0	633	0	184	713 \$	32,037	0	0	48	51
PARK	15	0	9,970	0	0	0	167	0	102	5,347 \$	41,381	0	0	0	64
CRIM	258	5	1,723	435	0	7	331	13	432	7 \$	10,710	66	52	0	97
TOTAL	499	5	13,543	435	0	7	1,131	13	718	7,067 \$	34,128	66	52	49	212
ENGLEWOOD CLIFFS BOROUGH															
ALFRED J DANIELS															
TRAF	27	0	342	0	0	0	118	0	15	157 \$	7,286	0	0	0	2
PARK	1	0	641	0	0	0	21	0	11	561 \$	5,360	0	0	0	8
CRIM	34	0	121	30	0	0	21	7	21	35 \$	1,520	3	4	0	4
TOTAL	62	0	1,104	30	0	0	160	7	47	753 \$	14,166	3	4	0	14
FAIR LAWN BOROUGH															
ALLAN M HARRIS															
TRAF	237	0	1,664	0	0	0	454	0	101	1,025 \$	31,661	1	0	27	20
PARK	7	0	5,713	0	0	0	186	0	145	4,827 \$	29,076	0	0	0	12
CRIM	52	29	618	40	0	2	106	17	174	200 \$	7,420	7	19	0	21
TOTAL	296	29	7,995	40	0	2	746	17	420	6,052 \$	53,157	8	19	27	53
FAIRVIEW BOROUGH															
PETER F BOGGIA															
TRAF	47	0	318	0	0	0	94	0	50	160 \$	5,526	0	0	0	0
PARK	1	0	5,178	0	0	0	10	0	16	4,374 \$	20,490	0	0	0	0
CRIM	46	0	290	18	7	2	99	5	140	0 \$	3,212	0	1	1	1
TOTAL	94	0	5,786	18	7	2	203	5	206	4,534 \$	29,228	0	1	1	1

PROCEEDINGS IN THE MUNICIPAL COURTS (1)
TRAFFIC CASES (NON-PARKING), PARKING CASES AND CRIMINAL CASES
SEPTEMBER 1, 1976 TO AUGUST 31, 1977

MUNICIPAL COURT AND NAME OF JUDGE	TOTAL HOURS ON BENCH (REPORTED MONTHLY TO NEAREST HOUR) (2)	NOTICES IN LIEU OF COMPLAINTS HEARD, R-7-32, ("INFORMAL COMPLAINTS") (3)	COMPLAINTS FILED	INDICTABLE COMPLAINTS REFERRED TO COUNTY PROSECUTOR (4)	COMPLAINTS REFERRED TO J & DR COURT OR OTHER MUNICIPAL COURT	COMPLAINTS ADJUDICATED IN MUNIC. CT., ON WAIVER OF INDICT. & JURY TRIAL (5)	CONVICTIONS AND GUILTY PLEAS IN OPEN COURT	DISMISSALS AFTER COND. DISCH. (NARCOTICS) AND PRE-TRIAL INTERVENTION (6)	DISMISSALS AND FINDINGS OF NOT GUILTY OTHER THAN THOSE IN PRIOR COLUMN	COMPLAINTS DISPOSED OF THROUGH VIOLATIONS BUREAU, R-7-7	FINES, COURT COSTS & FORFEITURES OF BAIL ASSESSED (EVEN IF NOT ACTUALLY REC'D.), TOTAL, COURT & VIOL. BUR.	DEFENDANTS SENTENCED TO JAIL	DEFENDANTS PLACED ON PROBATION (7)	N. J. MOTOR VEHICLE LICENSES REVOKED OR SUSPENDED BY THE COURT (8)	SUSPENDED SENTENCES (9)
BERGEN COUNTY CONTINUED															
FORT LEE BOROUGH JOHN R DE SHFLO	TRAF 376 PARK 63 CRIM 147 TOTAL 586	0 0 1 1	3,672 23,861 588 28,121	0 0 188 188	0 0 0 0	0 0 2 2	1,889 111 157 2,157	0 0 22 22	486 172 87 745	1,115 \$ 22,815 \$ 0 \$ 23,930 \$	98,526 143,589 11,198 253,313	0 0 23 23	0 0 14 14	71 3 0 73	23 6 21 50
FRANKLIN LAKES BOROUGH VINCENT N HARIND	TRAF 50 PARK 5 CRIM 31 TOTAL 86	0 0 0 0	506 219 42 767	0 0 14 14	0 0 0 0	0 0 1 1	147 15 30 192	0 0 18 18	11 1 10 22	355 \$ 161 \$ 3 \$ 519 \$	13,499 1,061 1,490 13,050	0 0 1 1	0 0 0 0	13 0 0 13	5 5 0 10
GARFIELD CITY WILLIAM BOYLE	TRAF 199 PARK 106 CRIM 165 TOTAL 470	3 0 44 44	2,994 8,610 571 12,175	0 0 84 84	2 0 4 6	0 0 0 0	751 248 113 1,112	0 0 7 7	240 279 273 792	1,603 \$ 7,197 \$ 0 \$ 8,800 \$	42,410 54,410 5,175 131,995	1 0 14 15	0 0 14 14	52 0 0 52	28 60 48 136
GLEN ROCK BOROUGH ARNOLD SAMUELS	TRAF 56 PARK 11 CRIM 28 TOTAL 95	0 0 2 2	733 1,126 182 2,041	0 0 39 39	1 0 0 1	0 0 0 0	251 25 66 342	0 8 8 8	18 8 22 48	403 \$ 865 \$ 23 \$ 1,291 \$	14,638 5,235 3,470 24,343	3 0 1 4	6 0 2 8	16 0 0 15	2 4 5 11
HACKENSACK CITY NATHAN S KRASCH	TRAF 177 PARK 20 CRIM 369 TOTAL 566	0 0 8 8	3,903 42,225 1,725 47,853	0 0 377 377	2 0 5 7	0 0 36 36	731 127 648 1,506	0 0 49 49	188 243 521 952	2,570 \$ 32,022 \$ 0 \$ 34,592 \$	53,537 158,388 55,497 273,422	2 0 120 122	18 0 127 145	79 0 0 79	20 1 192 213
HARRINGTON PARK BOROUGH EVERETT I SMITH	TRAF 70 PARK 5 CRIM 25 TOTAL 100	0 0 0 0	728 72 43 843	0 0 14 14	0 0 0 0	0 0 1 1	193 17 16 226	0 0 2 2	13 5 7 25	316 \$ 35 \$ 4 \$ 355 \$	13,754 598 425 14,777	0 0 0 0	0 0 6 6	15 0 1 16	1 1 9 11
HASBROUCK HEIGHTS BOROUGH WARRY H CHANDLESS JR	TRAF 101 PARK 21 CRIM 41 TOTAL 163	0 0 1 1	1,696 2,861 266 4,823	0 0 51 51	0 0 0 0	0 0 0 0	444 259 91 794	0 8 8 8	79 49 52 180	1,092 \$ 2,238 \$ 35 \$ 3,365 \$	33,434 14,081 4,420 49,935	1 0 22 23	0 0 12 12	55 0 0 56	23 13 27 63
HAWORTH BOROUGH HERBERT G DRAESEL	TRAF 14 PARK 14 CRIM 13 TOTAL 41	0 0 1 1	103 145 41 289	0 0 5 5	0 0 0 0	0 0 0 0	104 134 25 263	0 0 2 2	26 15 15 56	0 \$ 0 \$ 0 \$ 0 \$	3,240 555 470 4,265	0 0 2 2	0 0 1 1	7 0 0 7	0 1 1 2
HILLSDALE BOROUGH BERNARD DOPFMAN	TRAF 51 PARK 9 CRIM 32 TOTAL 92	0 0 0 0	512 765 203 1,580	0 0 48 48	2 0 1 3	0 0 0 0	230 34 74 338	0 0 2 2	32 4 43 79	334 \$ 703 \$ 29 \$ 1,066 \$	12,701 3,517 2,113 13,331	0 0 3 3	0 0 4 4	23 0 0 23	4 10 7 21
HOBOKEN BOROUGH JOSEPH R ETCHER	TRAF 44 PARK 11 CRIM 21 TOTAL 76	0 0 0 0	284 1,027 36 1,347	0 0 10 10	0 0 0 0	0 0 1 1	91 12 15 118	0 0 4 4	9 16 15 40	182 \$ 909 \$ 0 \$ 1,091 \$	7,232 4,139 855 12,226	0 0 2 2	0 0 3 3	5 0 0 5	0 0 5 5

PROCEEDINGS IN THE MUNICIPAL COURTS ⁽¹⁾
TRAFFIC CASES (NON-PARKING), PARKING CASES AND CRIMINAL CASES
SEPTEMBER 1, 1976 TO AUGUST 31, 1977

MUNICIPAL COURT AND NAME OF JUDGE	TOTAL HOURS ON BENCH, (REPORTED MONTHLY TO NEAREST HOUR) (2)	NOTICES IN LIEU OF COMPLAINTS HEARD, R.7-3.2. ("INFORMAL COMPLAINTS") (3)	COMPLAINTS FILED	INDICTABLE COMPLAINTS REFERRED TO COUNTY PROSECUTOR (4)	COMPLAINTS REFERRED TO J. & DR COURT OR OTHER MUNICIPAL COURT	COMPLAINTS ADJUDICATED IN MUNIC. CT., ON WAIVER OF INDICT. & JURY TRIAL (5)	CONVICTIONS AND GUILTY PLEAS IN OPEN COURT	DISMISSALS AFTER COND. DISCH. (NAR-COTGS) AND PRE-TRIAL INTERVENTION (6)	DISMISSALS AND FINDINGS OF NOT GUILTY OTHER THAN THOSE IN PRIOR COLUMN	COMPLAINTS DISPOSED OF THROUGH VIOLATIONS BUREAU, R:7-7	FINES, COURT COSTS & FORFEITURES OF BAIL ASSESSED (EVEN IF NOT ACTUALLY REC'D), TOTAL, COURT & VIOL. BUR.	DEFENDANTS SENTENCED TO JAIL	DEFENDANTS PLACED ON PROBATION (7)	N. J. MOTOR VEHICLE LICENSES REVOKED OR SUSPENDED BY THE COURT (8)	SUSPENDED SENTENCES (9)
BERGEN COUNTY CONTINUED															
LEONTIA BOROUGH PETER F BOGGIA															
TRAF	53	0	1,411	0	0	0	319	0	64	918	\$ 25,516	2	1	24	7
PARK	17	0	1,509	0	0	0	27	0	62	1,336	\$ 7,199	0	0	0	17
CRIM	42	0	213	52	0	0	65	8	62	0	\$ 1,352	5	4	0	17
TOTAL	112	0	3,133	52	0	0	411	8	188	2,254	\$ 35,067	7	5	24	41
LITTLE FERRY BOROUGH SALVATORE R SCILLIERI															
TRAF	39	0	935	0	0	0	251	0	63	603	\$ 25,915	0	0	29	0
PARK	0	0	1,472	0	0	0	4	0	10	1,089	\$ 12,238	0	0	0	0
CRIM	42	0	348	33	1	0	110	13	74	0	\$ 14,018	2	0	0	0
TOTAL	81	0	2,755	33	1	0	365	13	147	1,692	\$ 52,171	2	0	29	0
LODI BOROUGH MICHAEL J MELLA															
TRAF	65	0	434	0	0	0	204	0	118	121	\$ 14,790	0	0	20	4
PARK	28	0	2,970	0	0	0	25	0	103	2,812	\$ 20,240	0	0	0	3
CRIM	83	3	448	99	7	6	88	10	156	6	\$ 5,480	4	15	0	37
TOTAL	176	3	3,852	99	7	6	317	10	377	2,939	\$ 40,510	4	15	20	44
LYNDHURST TOWNSHIP JOHN C GARDE															
TRAF	43	0	533	0	0	0	205	0	68	195	\$ 11,141	1	0	19	0
PARK	21	0	6,473	0	0	0	140	0	197	6,132	\$ 34,849	4	0	0	0
CRIM	72	17	379	94	0	0	124	9	202	0	\$ 3,682	4	7	0	9
TOTAL	136	17	7,385	94	0	0	469	9	467	6,327	\$ 54,672	5	7	19	9
MAHWAN TOWNSHIP ANTHONY J GIANNI JR															
TRAF	51	0	655	0	0	0	232	0	32	378	\$ 14,850	2	0	12	2
PARK	12	0	425	0	0	0	46	0	7	349	\$ 4,053	0	0	0	0
CRIM	54	0	294	59	0	1	99	27	76	14	\$ 5,220	24	15	2	19
TOTAL	117	0	1,374	59	0	1	377	27	115	741	\$ 25,123	26	15	14	21
MAYWOOD BOROUGH PETER F BOGGIA															
TRAF	31	0	811	0	0	0	456	0	49	546	\$ 18,222	2	5	31	0
PARK	0	0	2,537	0	0	0	29	0	114	2,274	\$ 20,878	0	0	0	0
CRIM	26	2	153	40	0	0	75	8	51	0	\$ 3,731	5	5	0	0
TOTAL	57	2	3,501	40	0	0	560	8	214	2,820	\$ 42,831	7	10	31	0
MIDLAND PARK BOROUGH EDWARD V TORACK															
TRAF	32	0	548	0	0	0	128	0	18	403	\$ 12,242	0	0	13	1
PARK	7	0	185	0	0	0	7	0	2	169	\$ 1,877	0	0	0	0
CRIM	21	3	109	14	0	0	30	7	29	19	\$ 1,570	5	3	0	4
TOTAL	60	3	842	14	0	0	165	7	49	591	\$ 15,689	5	3	13	5
MONTVALE BOROUGH JOHN D MORRISON															
TRAF	48	0	565	0	0	0	165	0	39	359	\$ 12,211	0	0	9	4
PARK	24	0	632	0	0	0	51	0	20	555	\$ 5,989	0	0	0	12
CRIM	35	0	207	29	0	0	60	34	18	49	\$ 3,005	3	3	0	19
TOTAL	107	0	1,404	29	0	0	276	34	77	963	\$ 21,205	3	3	9	35
MOONACHIE BOROUGH LOUIS D AVOLIO															
TRAF	33	0	259	0	0	0	96	0	21	128	\$ 4,359	0	0	4	0
PARK	2	0	561	0	0	0	3	0	7	459	\$ 3,225	0	0	0	1
CRIM	21	4	77	7	0	0	23	0	23	17	\$ 1,650	1	0	0	9
TOTAL	56	4	897	7	0	0	122	0	51	604	\$ 9,234	1	0	4	10
NEW MILFORD BOROUGH DOMINICK P PREZIOSI															
TRAF	62	0	1,180	0	0	0	245	0	77	919	\$ 25,455	1	0	17	3
PARK	13	0	2,896	0	0	0	47	0	15	2,688	\$ 11,292	0	0	0	0
CRIM	29	7	162	33	0	0	79	14	45	0	\$ 2,635	2	0	0	3
TOTAL	104	7	4,238	33	0	0	371	14	137	3,607	\$ 39,382	3	0	17	6

PROCEEDINGS IN THE MUNICIPAL COURTS (1)
TRAFFIC CASES (NON-PARKING), PARKING CASES AND CRIMINAL CASES
SEPTEMBER 1, 1976 TO AUGUST 31, 1977

MUNICIPAL COURT AND NAME OF JUDGE	TOTAL HOURS ON BENCH - REPORTED MONTHLY TO NEAREST HOUR (2)	NOTICES IN LIEU OF COMPLAINTS HEARD, R7-32.1 INFORMAL COMPLAINTS (3)	COMPLAINTS FILED	INDICTABLE COMPLAINTS REFERRED TO COUNTY PROSECUTOR (4)	COMPLAINTS REFERRED TO J & DR COURT OR OTHER MUNICIPAL COURT	COMPLAINTS ADJUDICATED IN MUNIC. CT. ON WAIVER OF INDICT. & JURY TRIAL (5)	CONVICTIONS AND GUILTY PLEAS IN OPEN COURT	DISMISSALS AFTER COND. DISCH. (NARCOTICS) AND PRE-TRIAL INTERVENTION (6)	DISMISSALS AND FINDINGS OF NOT GUILTY OTHER THAN THOSE IN PRIOR COLUMN	COMPLAINTS DISPOSED OF THROUGH VIOLATIONS BUREAU, R7-7	FINES, COURT COSTS & FORFEITURES OF BAIL ASSESSED (EVEN IF NOT ACTUALLY RECD.), TOTAL COURT & VIOL. BUR.	DEFENDANTS SENTENCED TO JAIL	DEFENDANTS PLACED ON PROBATION (7)	N. J. MOTOR VEHICLE LICENSES REVOKED OR SUSPENDED BY THE COURT (8)	SUSPENDED SENTENCES (9)
BERGEN COUNTY CONTINUED															
NORTH ARLINGTON BOROUGH															
EMIL J. YAMPAGLIA															
TRAF	120	0	374	0	0	0	379	0	38	231 \$	29,474	0	0	43	3
PARK	3	0	6,397	0	0	0	193	0	10	5,115 \$	31,413	0	0	0	0
CRIM	74	12	400	124	0	6	132	19	66	0 \$	5,898	1	11	0	25
TOTAL	202	12	7,171	124	0	6	704	19	114	5,346 \$	55,785	1	11	43	28
NORTHVALE BOROUGH															
ROGER A. HAUSER															
TRAF	23	0	525	0	0	0	100	0	10	400 \$	12,191	0	0	17	1
PARK	21	0	167	0	0	0	4	0	2	128 \$	1,515	0	0	0	0
CRIM	35	0	98	3	0	0	44	22	7	11 \$	2,269	1	3	0	4
TOTAL	79	0	790	3	0	0	148	22	19	539 \$	15,966	1	3	17	5
NORWOOD BOROUGH															
CHARLES F. SHEFLER															
TRAF	39	0	472	0	1	0	195	0	31	216 \$	13,049	0	0	9	0
PARK	2	0	280	0	0	0	47	0	13	221 \$	1,905	0	0	0	0
CRIM	20	0	46	14	0	0	18	0	21	0 \$	915	1	1	0	0
TOTAL	61	0	798	14	1	0	260	0	65	437 \$	12,869	1	1	9	0
JACKSON BOROUGH															
JOHN D. MORRISON															
TRAF	84	0	1,018	0	2	0	354	0	109	565 \$	21,409	0	1	25	13
PARK	10	0	1,061	0	0	0	72	0	41	823 \$	7,609	0	0	0	0
CRIM	68	0	302	44	6	0	122	28	120	0 \$	4,985	4	3	1	10
TOTAL	162	0	2,381	44	8	0	548	28	270	1,388 \$	34,003	4	4	26	33
OLD TAPPAN BOROUGH															
EVERETT I. SMITH															
TRAF	18	0	180	0	1	0	42	0	7	110 \$	3,327	0	0	1	0
PARK	3	0	63	0	0	0	11	0	3	50 \$	608	0	0	0	0
CRIM	13	0	76	12	0	0	24	8	25	0 \$	515	0	2	0	14
TOTAL	34	0	319	12	1	0	77	8	35	160 \$	4,450	0	2	1	14
ORADELL BOROUGH															
MARTIN BURGER															
TRAF	76	0	2,253	0	0	0	571	0	46	1,481 \$	43,474	0	0	23	32
PARK	0	0	500	0	0	0	18	0	9	448 \$	3,309	0	0	0	4
CRIM	4	4	128	16	0	0	41	23	3	0 \$	1,755	0	1	0	1
TOTAL	80	4	2,881	16	0	0	630	23	58	1,929 \$	45,538	0	1	23	37
PALISADES INTERSTATE PARK COURT															
CHRISTIAN BOLLERMAN															
TRAF	103	0	3,594	0	0	0	495	0	82	2,648 \$	53,759	0	0	4	43
PARK	12	0	124	0	0	0	31	0	0	107 \$	1,465	0	0	0	0
CRIM	7	0	87	2	0	0	16	0	3	0 \$	360	1	0	0	0
TOTAL	122	0	3,805	2	0	0	542	0	85	2,755 \$	55,584	1	0	4	43
PALISADES PARK BOROUGH															
JOSEPH R. DE MIGLIO															
TRAF	53	0	611	0	0	0	135	0	48	574 \$	11,076	1	2	10	5
PARK	16	0	3,913	0	0	0	29	0	30	5,754 \$	19,764	0	0	0	4
CRIM	42	0	278	83	0	0	60	3	82	3 \$	3,044	6	4	0	6
TOTAL	111	0	4,802	83	0	0	224	3	160	6,331 \$	32,884	7	6	10	15
PARAMUS BOROUGH															
DANIEL P. VECCA															
TRAF	87	0	2,411	0	0	0	793	0	216	1,382 \$	32,537	1	0	29	3
PARK	12	0	1,369	0	0	0	35	0	108	1,372 \$	9,521	0	0	0	5
CRIM	118	7	1,539	136	1	0	652	231	230	0 \$	35,018	173	65	0	79
TOTAL	217	7	5,319	136	1	0	1,480	231	554	2,754 \$	117,076	174	65	29	87
PARK RIDGE BOROUGH															
SCOTT HART															
TRAF	125	0	1,035	0	0	0	357	0	69	470 \$	23,553	1	0	28	7
PARK	2	0	590	0	0	0	129	0	7	437 \$	5,738	0	0	0	11
CRIM	19	3	85	5	0	0	32	9	12	8 \$	997	3	1	0	2
TOTAL	146	3	1,810	5	0	0	518	9	88	915 \$	30,288	4	1	28	20

PROCEEDINGS IN THE MUNICIPAL COURTS ⁽¹⁾
TRAFFIC CASES (NON-PARKING), PARKING CASES AND CRIMINAL CASES
SEPTEMBER 1, 1976 TO AUGUST 31, 1977

MUNICIPAL COURT AND NAME OF JUDGE	TOTAL HOURS ON BENCH. (REPORTED MONTHLY TO NEAREST HOUR) (2)	NOTICES IN LIEU OF COMPLAINTS HEARD, R.7-3.2. ("INFORMAL COMPLAINTS") (3)	COMPLAINTS FILED	INDICTABLE COMPLAINTS REFERRED TO COUNTY PROSECUTOR (4)	COMPLAINTS REFERRED TO J & DR COURT OR OTHER MUNICIPAL COURT	COMPLAINTS ADJUDICATED IN MUNIC. CT., ON WAIVER OF INDICT. & JURY TRIAL (5)	CONVICTIONS AND GUILTY PLEAS IN OPEN COURT	DISMISSALS AFTER COND. DISCH. (NARCOTICS) AND PRE-TRIAL INTERVENTION (6)	DISMISSALS AND FINDINGS OF NOT GUILTY OTHER THAN THOSE IN PRIOR COLUMN	COMPLAINTS DISPOSED OF THROUGH VIOLATIONS BUREAU, R7-7	FINES, COURT COSTS & FORFEITURES OF BAIL ASSESSED (EVEN IF NOT ACTUALLY REC'D.), TOTAL, COURT & VIOL. BUR.	DEFENDANTS SENTENCED TO JAIL	DEFENDANTS PLACED ON PROBATION (7)	N. J. MOTOR VEHICLE LICENSES REVOKED OR SUSPENDED BY THE COURT (8)	SUSPENDED SENTENCES (9)
BERGEN COUNTY CONTINUED															
RAMSEY BOROUGH VINCENT N. MARINO	TRAF 109 PARK 9 CRIM 52 TOTAL 170	0 0 0 0	1,134 356 378 1,868	0 0 115 115	1 0 9 10	0 0 0 0	432 40 128 600	0 0 0 9	83 11 72 166	602 \$ 315 \$ 44 \$ 961 \$	33,205 3,754 7,980 41,939	1 0 0 3	0 0 0 0	40 0 0 40	5 3 2 10
RIDGEFIELD BOROUGH MARTIN BURGER	TRAF 32 PARK 18 CRIM 38 TOTAL 88	0 0 0 0	574 2,308 230 3,112	0 0 62 62	0 0 0 0	0 0 25 25	213 117 51 381	0 0 3 3	46 14 75 135	328 \$ 1,983 \$ 0 \$ 2,311 \$	14,734 8,969 3,845 27,548	0 0 5 5	0 0 4 4	16 0 0 16	14 5 18 37
RIDGEFIELD PARK VILLAGE JAMES G. PAPPAS	TRAF 72 PARK 26 CRIM 75 TOTAL 173	0 0 0 0	768 6,138 242 7,148	0 0 96 96	1 0 0 1	0 0 0 0	220 104 87 411	0 0 0 0	123 642 93 858	410 \$ 5,286 \$ 1 \$ 5,697 \$	20,964 37,404 4,640 53,008	0 0 0 0	1 0 2 3	22 0 0 22	0 0 3 3
RIDGEWOOD VILLAGE BRIAN J. MC GRIFFIN	TRAF 106 PARK 18 CRIM 55 TOTAL 179	0 0 0 0	1,162 38,145 465 39,772	0 0 87 87	0 0 0 0	0 0 0 0	343 131 99 573	0 0 4 4	68 48 44 160	736 \$ 35,932 \$ 142 \$ 36,810 \$	22,930 73,413 5,944 132,287	0 0 3 3	0 0 10 10	22 0 0 22	8 4 8 20
RIVER EDGE BOROUGH JULIUS L. WALKIN	TRAF 92 PARK 12 CRIM 37 TOTAL 141	0 0 4 4	777 809 141 1,727	0 0 21 21	0 0 0 0	0 0 1 1	210 105 42 357	0 0 3 3	32 12 28 72	527 \$ 663 \$ 32 \$ 1,222 \$	15,644 7,864 4,020 27,528	0 0 2 2	0 0 6 6	33 0 0 33	8 8 5 21
RIVERVALE TOWNSHIP RICHARD S. GREENHALGH	TRAF 86 PARK 2 CRIM 17 TOTAL 105	0 0 0 0	837 214 110 1,161	0 0 19 19	2 0 42 44	0 0 0 0	259 20 60 339	0 0 0 0	29 3 57 89	483 \$ 199 \$ 2 \$ 684 \$	19,214 1,960 1,566 22,740	0 0 0 0	0 0 0 0	1 0 0 1	1 0 1 2
ROCHELLE PARK TOWNSHIP ALBERT F. SCHOLZ JR.	TRAF 71 PARK 12 CRIM 39 TOTAL 122	0 0 0 0	420 468 123 1,011	0 0 27 27	0 0 5 5	0 0 0 0	375 39 69 483	0 0 0 0	45 49 18 112	0 \$ 370 \$ 13 \$ 383 \$	7,637 2,700 2,380 12,717	1 0 1 2	0 0 0 0	12 0 0 12	0 0 1 1
ROCKLEDGE BOROUGH GERALD C. ESCALA	TRAF 0 PARK 0 CRIM 0 TOTAL 0	0 0 0 0	0 0 0 0	0 0 0 0	0 0 0 0	0 0 0 0	0 0 0 0	0 0 0 0	0 0 0 0	1 \$ 0 \$ 0 \$ 1 \$	20 0 0 20	0 0 0 0	0 0 0 0	0 0 0 0	0 0 0 0
RUTHERFORD BOROUGH HUBERT L. VAN WINKLE	TRAF 138 PARK 18 CRIM 103 TOTAL 259	0 0 7 7	1,964 33,675 293 35,932	0 58 58 58	0 0 0 0	0 3 3 3	448 207 184 839	0 0 9 9	62 325 91 478	1,380 \$ 30,481 \$ 0 \$ 31,861 \$	39,200 75,240 5,097 139,527	0 0 5 5	1 0 25 26	25 0 0 25	6 17 1 24
SADDLE BROOK TOWNSHIP JOHN A. CONTE	TRAF 123 PARK 8 CRIM 83 TOTAL 214	0 0 1 1	947 929 241 2,117	0 0 64 64	0 0 0 0	0 0 0 0	310 18 89 417	0 0 48 48	48 8 32 88	743 \$ 821 \$ 0 \$ 1,564 \$	24,435 7,266 11,648 43,349	10 0 8 18	0 0 30 30	42 0 4 46	0 0 18 18

PROCEEDINGS IN THE MUNICIPAL COURTS ⁽¹⁾
TRAFFIC CASES (NON-PARKING), PARKING CASES AND CRIMINAL CASES
SEPTEMBER 1, 1976 TO AUGUST 31, 1977

MUNICIPAL COURT AND NAME OF JUDGE	TOTAL HOURS ON BENCH, (REPORTED MONTHLY TO NEAREST HOUR) (2)	NOTICES IN LIEU OF COMPLAINTS HEARD, R7:3-2, ("INFORMAL COMPLAINTS") (3)	COMPLAINTS FILED	INDICTABLE COMPLAINTS REFERRED TO COUNTY PROSECUTOR (4)	COMPLAINTS REFERRED TO J & DR COURT OR OTHER MUNICIPAL COURT	COMPLAINTS ADJUDICATED IN MUNIC. CT. OR WAIVER OF INDICT. & JURY TRIAL (5)	CONVICTIONS AND GUILTY PLEAS IN OPEN COURT	DISMISSALS AFTER COND. DISCH. (NARCOTICS) AND PRE-TRIAL INTERVENTION (8)	DISMISSALS AND FINDINGS OF NOT GUILTY OTHER THAN THOSE IN PRIOR COLUMN	COMPLAINTS DISPOSED OF THROUGH VIOLATIONS BUREAU, R:7-7	FINES, COURT COSTS & FORFEITURES OF BAIL ASSESSED (EVEN IF NOT ACTUALLY REC'D.) TOTAL, COURT & VIOL. BUR.	DEFENDANTS SENTENCED TO JAIL	DEFENDANTS PLACED ON PROBATION (7)	N. J. MOTOR VEHICLE LICENSES REVOKED OR SUSPENDED BY THE COURT (8)	SUSPENDED SENTENCES (9)
BERGEN COUNTY CONTINUED															
SADDLE RIVER BOROUGH ROBERT L. GARIBALDI	30	0	587	0	0	0	112	0	19	417 \$	10,220	0	0	3	0
PARK	0	0	111	0	0	0	2	0	5	90 \$	1,048	0	0	0	1
CRIM	11	0	40	3	0	1	14	2	21	0 \$	330	1	0	0	3
TOTAL	41	0	738	3	0	1	128	2	45	507 \$	11,598	1	0	3	4
SOUTH HACKENSACK TOWNSHIP EUGENE GODLESKY	52	0	491	0	0	0	121	0	42	233 \$	10,948	0	0	4	0
PARK	8	0	119	0	0	0	0	0	15	75 \$	620	0	0	0	0
CRIM	62	2	96	40	0	1	24	0	15	0 \$	1,825	1	3	2	3
TOTAL	122	2	706	40	0	1	145	0	72	308 \$	13,393	1	3	10	3
TEANECK TOWNSHIP ROBERT D. RUEN	149	0	1,628	0	0	0	215	0	106	1,225 \$	23,288	4	1	39	93
PARK	41	0	13,696	0	0	0	386	0	179	11,719 \$	35,854	0	0	7	193
CRIM	416	0	853	200	0	0	232	50	254	0 \$	7,020	27	43	1	104
TOTAL	606	0	16,177	200	0	0	833	50	539	12,944 \$	133,162	31	44	40	390
TENAFLY BOROUGH THOMAS J. CALLAHAN	50	0	693	0	0	0	249	0	23	442 \$	11,710	1	0	5	4
PARK	25	0	921	0	0	0	58	0	27	588 \$	10,168	0	0	0	11
CRIM	67	4	173	49	0	0	54	17	44	0 \$	1,870	12	12	0	22
TOTAL	142	4	1,787	49	0	0	361	17	89	1,030 \$	23,748	13	12	5	37
TETERBORO BOROUGH CECIL A. MART	15	0	79	0	0	0	21	0	12	46 \$	1,895	0	0	0	0
PARK	2	0	38	0	0	0	1	0	4	28 \$	205	0	0	0	0
CRIM	10	0	13	1	0	2	7	0	6	0 \$	640	0	0	0	0
TOTAL	27	0	130	1	0	2	29	0	22	74 \$	2,740	0	0	0	0
UPPER SADDLE RIVER BOROUGH SALVATORE P. SCILLIERI	28	0	497	0	13	0	179	0	24	284 \$	12,595	0	0	15	1
PARK	9	0	184	0	2	0	46	0	4	125 \$	2,110	0	0	0	21
CRIM	17	1	81	20	2	1	35	2	13	14 \$	2,025	1	1	3	7
TOTAL	54	1	762	20	17	1	260	2	41	423 \$	15,730	1	1	15	29
WALDOWICK BOROUGH JAY W. GREENSTONE	46	0	922	0	0	0	266	0	33	569 \$	19,503	0	0	21	0
PARK	9	0	328	0	0	0	27	0	17	320 \$	3,960	0	0	0	0
CRIM	33	2	162	15	0	0	94	1	14	20 \$	5,491	2	4	0	1
TOTAL	88	2	1,412	15	0	0	387	1	64	909 \$	23,954	2	4	21	1
WALLINGTON BOROUGH GENE W. SCHIFFMAN	29	0	190	0	0	0	54	0	53	58 \$	4,958	1	1	3	2
PARK	6	0	2,031	0	0	0	7	0	47	1,782 \$	13,642	0	0	0	0
CRIM	56	0	229	58	0	0	69	1	104	0 \$	3,646	10	4	0	9
TOTAL	91	0	2,450	58	0	0	130	1	204	1,840 \$	22,246	11	5	3	11
WASHINGTON TOWNSHIP BERNARD DREPMAN	35	0	864	0	0	0	372	0	20	415 \$	19,684	0	1	19	6
PARK	13	0	249	0	0	0	28	0	16	220 \$	2,783	0	0	0	4
CRIM	25	0	143	16	0	3	60	0	45	2 \$	2,780	1	3	0	17
TOTAL	73	0	1,256	16	0	3	460	0	81	637 \$	24,747	1	4	19	27
WESTWOOD BOROUGH ROGER A. HAUSER	36	0	729	0	0	0	255	0	39	459 \$	15,344	0	0	18	5
PARK	1	0	3,502	0	0	0	37	0	11	3,300 \$	15,669	0	0	0	2
CRIM	25	0	225	21	0	0	77	7	83	9 \$	2,585	7	1	3	5
TOTAL	62	0	4,456	21	0	0	369	7	133	3,768 \$	34,598	7	1	21	12

PROCEEDINGS IN THE MUNICIPAL COURTS ⁽¹⁾
TRAFFIC CASES (NON-PARKING), PARKING CASES AND CRIMINAL CASES
SEPTEMBER 1, 1976 TO AUGUST 31, 1977

MUNICIPAL COURT AND NAME OF JUDGE	TOTAL HOURS ON BENCH (REPORTED MONTHLY TO NEAREST HOUR) (2)	NOTICES IN LIEU OF COMPLAINTS HEARD, R7-2. ("INFORMAL COMPLAINTS") (3)	COMPLAINTS FILED	INDICTABLE COMPLAINTS REFERRED TO COUNTY PROSECUTOR (4)	COMPLAINTS REFERRED TO J & DR COURT OR OTHER MUNICIPAL COURT	COMPLAINTS ADJUDICATED IN MUNIC. CT. ON WAIVER OF INDICT. & JURY TRIAL (5)	CONVICTIONS AND GUILTY PLEAS IN OPEN COURT	DISMISSALS AFTER COND. DISCH. (NARCOTICS) AND PRE-TRIAL INTERVENTION (6)	DISMISSALS AND FINDINGS OF NOT GUILTY OTHER THAN THOSE IN PRIOR COLUMN	COMPLAINTS DISPOSED OF THROUGH VIOLATIONS BUREAU, R7-7	FINES, COURT COSTS & FORFEITURES OF BAIL ASSESSED (EVEN IF NOT ACTUALLY REC'D.). TOTAL, COURT & VIOL. BUR.	DEFENDANTS SENTENCED TO JAIL	DEFENDANTS PLACED ON PROBATION (7)	N. J. MOTOR VEHICLE LICENSES REVOKED OR SUSPENDED BY THE COURT (8)	SUSPENDED SENTENCES (9)
BERGEN COUNTY CONTINUED															
WOODCLIFF LAKE BOROUGH SCOTT HART															
TRAF	33	0	335	0	0	0	125	0	18	325	\$ 9,466	0	0	4	0
PARK	13	0	484	0	0	0	40	0	11	318	\$ 2,610	0	0	0	0
CRIM	23	1	100	6	0	0	36	5	18	43	\$ 1,434	0	0	1	1
TOTAL	69	1	943	6	0	0	201	5	47	686	\$ 12,510	0	0	5	1
WOOD RIDGE BOROUGH JOHN J LA FIANZA															
TRAF	50	0	337	0	0	0	108	0	31	189	\$ 9,274	2	0	19	4
PARK	12	0	1,617	0	0	0	34	0	16	1,531	\$ 9,102	0	0	0	0
CRIM	56	2	109	52	0	0	38	4	43	0	\$ 1,805	16	10	0	16
TOTAL	118	2	2,063	52	0	0	200	4	90	1,720	\$ 13,181	18	10	19	20
WYCKOFF TOWNSHIP EDWARD V TORACK															
TRAF	56	0	1,898	0	0	0	537	0	78	1,221	\$ 42,988	0	0	33	11
PARK	8	0	600	0	0	0	80	0	23	508	\$ 5,365	0	0	0	11
CRIM	45	0	157	18	0	0	84	11	25	38	\$ 2,390	1	7	0	3
TOTAL	109	0	2,655	18	0	0	701	11	126	1,767	\$ 50,743	1	7	33	25
BERGEN COUNTY DISTRICT CT FREDERICK W KUECHENMEISTER RESIDING															
TRAF	319	0	23,181	0	0	0	2,430	0	563	15,953	\$ 531,655	9	0	231	20
PARK	28	0	2,592	0	0	0	14	0	45	2,005	\$ 3,922	0	0	0	0
CRIM	274	0	1,660	822	0	392	164	40	188	0	\$ 12,532	15	42	2	32
TOTAL	621	0	27,433	822	0	392	2,608	40	896	18,958	\$ 513,109	24	42	233	52
BERGEN COUNTY TOTALS															
TRAF	5,291	0	88,136	0	33	0	22,312	0	4,832	54,634	\$ 1,855,708	65	43	1,592	543
PARK	939	0	277,900	0	2	0	4,742	0	3,888	241,041	\$ 1,303,227	0	1	5	613
CRIM	4,345	206	21,297	4,700	116	505	6,354	928	5,257	1,064	\$ 331,081	699	643	19	1,086
TOTAL	10,575	206	387,333	4,700	151	505	33,408	928	13,977	296,739	\$ 3,550,016	764	687	1,616	2,242
BURLINGTON COUNTY															
BEVERLY CITY HARRY J SUPPLE															
TRAF	14	0	372	0	0	0	82	0	34	217	\$ 5,672	0	0	7	0
PARK	0	0	32	0	0	0	0	0	1	74	\$.275	0	0	0	1
CRIM	30	8	245	39	0	0	113	4	61	1	\$ 5,630	7	12	0	8
TOTAL	44	8	649	39	0	0	195	4	96	242	\$ 11,577	7	12	7	9
BORDENTOWN CITY HARRY J SUPPLE															
TRAF	37	0	289	0	0	0	109	0	33	113	\$ 9,475	2	2	24	2
PARK	1	0	1,927	0	0	0	22	0	7	1,655	\$ 7,209	0	0	0	0
CRIM	36	2	206	45	0	0	61	0	78	0	\$ 5,805	4	9	0	14
TOTAL	74	2	2,422	45	0	0	192	0	118	1,768	\$ 24,489	6	11	24	16
BORDENTOWN TOWNSHIP ERNEST N SEVER															
TRAF	112	0	4,717	0	4	0	1,129	0	162	2,916	\$ 133,730	18	0	141	122
PARK	0	0	108	0	0	0	5	0	1	100	\$ 1,095	0	0	0	4
CRIM	75	5	455	163	0	2	179	4	119	0	\$ 23,177	77	24	0	48
TOTAL	187	5	5,280	163	4	2	1,313	4	281	3,016	\$ 233,002	95	24	141	174
BURLINGTON CITY EUGENE L TERZANO															
TRAF	103	0	1,969	0	2	0	679	0	288	1,000	\$ 43,053	1	0	0	53
PARK	12	0	3,373	0	0	0	314	0	123	2,936	\$ 12,095	2	0	0	229
CRIM	116	58	1,475	221	0	0	672	0	582	0	\$ 31,644	63	1	0	72
TOTAL	231	58	6,817	221	2	0	1,665	0	993	3,936	\$ 35,792	66	1	0	304
BURLINGTON TOWNSHIP URI H TAENZER															
TRAF	104	0	3,725	0	0	0	698	0	188	2,585	\$ 53,730	4	0	35	80
PARK	0	0	15	0	0	0	1	0	0	16	\$ 85	0	0	0	0
CRIM	106	0	1,230	166	0	0	293	18	242	276	\$ 25,248	22	28	0	106
TOTAL	210	0	4,970	166	0	0	992	18	430	2,877	\$ 79,063	26	28	35	186

PROCEEDINGS IN THE MUNICIPAL COURTS ⁽¹⁾
TRAFFIC CASES (NON-PARKING), PARKING CASES AND CRIMINAL CASES
SEPTEMBER 1, 1976 TO AUGUST 31, 1977

MUNICIPAL COURT AND NAME OF JUDGE	TOTAL HOURS ON BENCH, (REPORTED MONTHLY TO NEAREST HOUR) (2)	NOTICES IN LIEU OF COMPLAINTS HEARD, R7-3-2, ("INFORMAL COMPLAINTS") (3)	COMPLAINTS FILED	INDICTABLE COMPLAINTS REFERRED TO COUNTY PROSECUTOR (4)	COMPLAINTS REFERRED TO J & DR COURT OR OTHER MUNICIPAL COURT	COMPLAINTS ADJUDICATED IN MUNIC. CT., ON WAIVER OF INDICT. & JURY TRIAL (5)	CONVICTIONS AND GUILTY PLEAS IN OPEN COURT	DISMISSALS AFTER COND. DISCH. (NARCOTICS) AND PRE-TRIAL INTERVENTION (6)	DISMISSALS AND FINDINGS OF NOT GUILTY OTHER THAN THOSE IN PRIOR COLUMN	COMPLAINTS DISPOSED OF THROUGH VIOLATIONS BUREAU, R7-7	FINES, COURT COSTS & FORFEITURES OF BAIL ASSESSED (EVEN IF NOT ACTUALLY REC'D.), TOTAL, COURT & VIOL. BUR.	DEFENDANTS SENTENCED TO JAIL	DEFENDANTS PLACED ON PROBATION (7)	N. J. MOTOR VEHICLE LICENSES REVOKED OR SUSPENDED BY THE COURT (8)	SUSPENDED SENTENCES (9)
BURLINGTON COUNTY CONTINUED															
CHESTERFIELD TOWNSHIP															
WILBUR S. LIPPINCOTT															
TRAF	22	0	745	0	2	0	193	0	28	352	\$ 15,750	0	0	19	2
PARK	0	0	0	0	0	0	0	0	0	0	\$ 0	0	0	0	0
CRIM	13	3	102	70	0	5	29	0	41	1	\$ 1,960	3	1	0	3
TOTAL	35	3	847	70	2	5	222	0	69	353	\$ 17,710	3	1	19	5
CINNAMINSON TOWNSHIP															
CARL L. TARASCHI															
TRAF	68	0	659	0	0	0	226	0	96	315	\$ 19,670	3	0	0	14
PARK	4	0	129	0	0	0	2	0	0	113	\$ 655	0	0	0	0
CRIM	95	0	610	98	2	1	241	6	226	51	\$ 17,522	15	14	0	54
TOTAL	167	0	1,398	98	2	1	469	6	322	479	\$ 35,847	18	14	0	68
DELANCO TOWNSHIP															
HARRY J. SUPPLE															
TRAF	19	0	397	0	0	0	94	0	16	259	\$ 9,286	1	0	13	0
PARK	0	0	16	0	0	0	1	0	1	14	\$ 170	0	0	0	0
CRIM	18	0	133	15	0	0	36	10	25	41	\$ 3,295	1	0	0	0
TOTAL	37	0	546	15	0	0	131	10	42	314	\$ 11,751	2	0	13	0
MELRAM TOWNSHIP															
HARRY J. SUPPLE															
TRAF	108	0	863	0	0	0	282	0	60	527	\$ 23,290	1	0	0	1
PARK	0	0	157	0	0	0	13	0	1	133	\$ 1,695	0	0	0	1
CRIM	53	1	480	123	1	2	145	0	144	44	\$ 20,918	15	0	0	15
TOTAL	161	1	1,500	123	1	2	440	0	205	704	\$ 45,903	16	0	0	17
EASTAMPTON TOWNSHIP															
HARRY J. SUPPLE															
TRAF	63	0	1,039	0	31	0	392	0	6	816	\$ 20,395	0	0	0	1
PARK	5	0	50	0	0	0	0	0	0	23	\$ 260	0	0	0	0
CRIM	57	8	139	28	10	0	69	1	4	42	\$ 6,570	5	3	0	1
TOTAL	125	8	1,228	28	41	0	461	1	10	881	\$ 27,225	5	3	0	2
EDGEWATER PARK TOWNSHIP															
GEORGE R. WARTER III															
TRAF	102	0	750	0	0	0	281	0	48	405	\$ 22,943	1	0	25	4
PARK	0	0	10	0	0	0	3	0	0	6	\$ 100	0	0	0	1
CRIM	76	12	578	50	0	0	241	7	83	51	\$ 29,293	4	25	0	37
TOTAL	178	12	1,338	50	0	0	525	7	131	462	\$ 52,336	5	25	25	42
EVESHAM TOWNSHIP															
JOHN P. MANUEL															
TRAF	173	0	3,568	0	0	0	618	0	129	2,249	\$ 75,620	1	0	0	172
PARK	1	0	263	0	0	0	0	0	0	218	\$ 2,560	0	0	0	0
CRIM	51	15	404	35	0	4	120	73	116	47	\$ 7,850	4	4	0	1
TOTAL	225	15	4,235	35	0	4	738	73	245	2,514	\$ 83,030	5	4	0	173
FIELDSBORO BOROUGH															
THOMAS J. SCATTERGOOD															
TRAF	6	0	10	0	0	0	10	0	0	8	\$ 680	0	0	1	0
PARK	3	0	4	0	0	0	4	0	0	0	\$ 60	0	0	0	0
CRIM	16	0	41	9	0	0	25	8	5	0	\$ 1,155	0	2	0	0
TOTAL	25	0	55	9	0	0	39	8	6	8	\$ 1,895	0	2	1	0
FLORENCE TOWNSHIP															
JOSEPH F. MC HUGH															
TRAF	47	0	982	0	0	0	195	0	66	721	\$ 17,351	2	0	12	0
PARK	1	0	252	0	0	0	8	0	21	191	\$ 1,837	0	0	0	0
CRIM	66	9	225	58	0	0	89	21	68	0	\$ 4,155	0	5	0	2
TOTAL	114	9	1,459	58	0	0	292	21	155	912	\$ 25,343	2	5	12	2
HAINESPORT TOWNSHIP															
THOMAS D. PEGLEY JR															
TRAF	30	0	749	0	0	0	197	0	57	378	\$ 15,388	1	0	10	13
PARK	0	0	0	0	0	0	0	0	0	0	\$ 0	0	0	0	0
CRIM	16	0	208	48	0	0	59	15	21	0	\$ 2,775	3	4	0	1
TOTAL	46	0	957	48	0	0	256	15	78	378	\$ 18,163	4	4	10	14

PROCEEDINGS IN THE MUNICIPAL COURTS ⁽¹⁾
TRAFFIC CASES (NON-PARKING), PARKING CASES AND CRIMINAL CASES
SEPTEMBER 1, 1976 TO AUGUST 31, 1977

MUNICIPAL COURT AND NAME OF JUDGE	TOTAL HOURS ON BENCH (REPORTED MONTHLY TO NEAREST HOUR) (2)	NOTICES IN LIEU OF COMPLAINTS HEARD, R.7-32, ("INFORMAL COMPLAINTS") (3)	COMPLAINTS FILED	INDICTABLE COM-PLAINTS REFERRED TO COUNTY PROSECUTOR (4)	COMPLAINTS REF-ERRED TO J & DR COURT OR OTHER MUNICIPAL COURT	COMPLAINTS ADJUDI-CATED IN MUNIC. CT., ON WAIVER OF INDICT. & JURY TRIAL (5)	CONVICTIONS AND GUILTY PLEAS IN OPEN COURT	DISMISSALS AFTER COND. DISCH. (INAP-PROPRIATE) AND PRE-TRIAL INTERVENTION (6)	DISMISSALS AND FIND-INGS OF NOT GUILTY OTHER THAN THOSE IN PRIOR COLUMN	COMPLAINTS DISPOSED OF THROUGH VIOLATIONS BUREAU, R7-7	FINES, COURT COSTS & FORFEITURES OF BAIL ASSESSED (EVEN IF NOT ACTUALLY REC'D.), TOTAL, COURT & VIOL. BUR.	DEFENDANTS SENTENCED TO JAIL	DEFENDANTS PLACED ON PROBATION (7)	N. J. MOTOR VEHICLE LICENSES REVOKED OR SUSPENDED BY THE COURT (8)	SUSPENDED SENTENCES (9)
BURLINGTON COUNTY CONTINUED															
LUMBERTON TOWNSHIP THOMAS J SCATTERGOOD	TRAF 131 PARK 0 CRIM 49 TOTAL 180	0 0 3 3	1,200 10 611 1,821	0 0 53 53	0 0 0 0	0 0 1 1	385 0 128 513	0 0 11 11	45 0 90 135	711 \$ 9 \$ 219 \$ 939 \$	28,510 120 13,560 42,190	9 0 19 28	2 0 4 6	39 0 0 39	57 0 54 111
HANSFELD TOWNSHIP HARRY J SUPPLE	TRAF 82 PARK 1 CRIM 34 TOTAL 117	0 0 1 1	5,371 146 329 5,846	0 0 164 164	21 0 2 23	0 0 1 1	836 4 122 962	0 0 1 1	70 1 64 135	3,803 \$ 63 \$ 0 \$ 3,866 \$	127,560 760 25,620 133,940	13 0 6 19	0 0 9 9	37 0 0 37	6 0 7 13
MAPLE SHADE TOWNSHIP THOMAS J SCATTERGOOD	TRAF 79 PARK 0 CRIM 78 TOTAL 157	0 0 1 1	1,643 302 638 2,583	0 0 139 139	0 0 0 0	0 0 0 0	621 12 242 875	0 0 0 0	139 2 220 361	747 \$ 296 \$ 0 \$ 1,043 \$	51,916 1,835 23,960 37,711	4 0 10 14	0 0 0 0	94 0 0 94	0 0 7 7
MEDFORD TOWNSHIP ROBERT J SEAMAN	TRAF 165 PARK 1 CRIM 127 TOTAL 293	0 0 4 4	1,800 31 722 2,553	0 0 244 244	0 0 1 1	0 0 0 0	472 3 132 607	0 0 68 68	147 0 115 262	959 \$ 34 \$ 39 \$ 1,032 \$	40,311 415 11,340 32,066	5 0 11 16	0 0 11 11	68 0 0 68	3 1 7 11
MEDFORD LAKES BOROUGH ROBERT S LEWIS	TRAF 34 PARK 1 CRIM 32 TOTAL 67	0 0 0 0	658 8 177 843	0 0 1 1	0 0 0 0	0 0 0 0	164 2 73 239	0 0 0 0	17 2 34 53	438 \$ 4 \$ 87 \$ 529 \$	13,657 112 3,525 17,294	0 0 2 2	2 0 2 4	11 0 0 11	1 0 3 4
MOORESTOWN TOWNSHIP DONALD MANUEL	TRAF 126 PARK 21 CRIM 141 TOTAL 288	0 0 5 5	2,324 6,091 1,110 9,525	0 0 83 83	0 0 0 0	0 0 43 43	295 18 904 1,217	0 0 41 41	122 17 111 250	1,460 \$ 3,461 \$ 119 \$ 5,040 \$	44,470 3,476 47,257 33,203	0 0 8 8	0 0 14 14	26 0 0 25	57 18 68 143
MOUNT HOLLY TOWNSHIP WILBUR S LIPPINCOTT	TRAF 127 PARK 12 CRIM 153 TOTAL 292	0 0 4 4	1,412 2,310 1,178 4,900	0 0 273 273	0 0 1 1	0 0 22 22	535 141 638 1,314	0 0 356 0	162 50 0 568	711 \$ 1,890 \$ 0 \$ 2,601 \$	38,334 15,147 17,062 72,543	7 1 149 156	1 0 35 36	45 4 0 50	66 30 118 214
MOUNT LAUREL TOWNSHIP ERNEST N SEVEP	TRAF 223 PARK 0 CRIM 82 TOTAL 305	0 0 0 0	10,284 0 718 11,002	0 0 316 316	0 0 18 18	0 0 2 2	1,500 0 171 1,671	0 0 14 14	208 0 78 286	7,562 \$ 0 \$ 9 \$ 7,571 \$	251,420 0 25,128 277,548	9 0 34 43	0 0 9 9	142 0 1 143	184 0 41 225
NEW HANOVER TOWNSHIP WILLIAM J BRIGLEY JR	TRAF 67 PARK 0 CRIM 85 TOTAL 152	0 0 1 1	3,132 17 560 3,709	0 0 104 104	0 0 0 0	0 0 0 0	888 0 166 1,054	0 0 20 20	153 0 115 268	1,492 \$ 15 \$ 0 \$ 1,507 \$	73,262 195 45,102 124,469	4 0 13 17	0 0 0 0	31 0 0 31	19 0 4 23
NORTH HANOVER TOWNSHIP HARRY J SUPPLE	TRAF 35 PARK 0 CRIM 34 TOTAL 69	0 0 2 2	1,922 1 249 2,172	0 0 55 55	0 0 0 0	0 0 18 18	501 0 113 614	0 0 0 0	55 0 49 104	1,159 \$ 2 \$ 2 \$ 1,163 \$	31,168 20 20,325 71,513	0 0 3 3	0 0 1 1	39 0 0 39	6 0 5 11

PROCEEDINGS IN THE MUNICIPAL COURTS ⁽¹⁾
TRAFFIC CASES (NON-PARKING), PARKING CASES AND CRIMINAL CASES
SEPTEMBER 1, 1976 TO AUGUST 31, 1977

MUNICIPAL COURT AND NAME OF JUDGE	TOTAL HOURS ON BENCH (REPORTED MONTHLY TO NEAREST HOUR) (2)	NOTICES IN LIEU OF COMPLAINTS HEARD, R.7-3.2. ("INFORMAL COMPLAINTS") (3)	COMPLAINTS FILED	INDICTABLE COMPLAINTS REFERRED TO COUNTY PROSECUTOR (4)	COMPLAINTS REFERRED TO J & DR COURT OR OTHER MUNICIPAL COURT	COMPLAINTS ADJUDICATED IN MUNIC. CT., ON WAIVER OF INDICT. & JURY TRIAL (5)	CONVICTIONS AND GUILTY PLEAS IN OPEN COURT	DISMISSALS AFTER COND. DISCH. (NARCOTICS) AND PRE-TRIAL INTERVENTION (6)	DISMISSALS AND FINDINGS OF NOT GUILTY OTHER THAN THOSE IN PRIOR COLUMN	COMPLAINTS DISPOSED OF THROUGH VIOLATIONS BUREAU, R:7	FINES, COURT COSTS & FORFEITURES OF BAIL ASSESSED (EVEN IF NOT ACTUALLY REC'D), TOTAL COURT & VIOL. BUR.	DEFENDANTS SENTENCED TO JAIL	DEFENDANTS PLACED ON PROBATION (7)	N. J. MOTOR VEHICLE LICENSES REVOKED OR SUSPENDED BY THE COURT (8)	SUSPENDED SENTENCES (9)
BURLINGTON COUNTY CONTINUED															
PALMYRA BOROUGH HARRY J SUPPLE															
TRAF	42	0	1,657	0	0	0	379	0	47	1,109 \$	41,078	2	0	13	8
PARK	0	0	94	0	0	0	5	0	0	73 \$	272	0	0	0	0
CRIM	27	0	320	71	0	0	114	12	88	34 \$	31,191	4	2	0	15
TOTAL	69	0	2,071	71	0	0	498	12	135	1,216 \$	72,541	6	2	13	21
PEMBERTON BOROUGH ROGER P MAIN															
TRAF	37	0	831	0	0	0	207	0	60	483 \$	15,197	1	0	14	23
PARK	0	0	41	0	0	0	1	0	1	29 \$	380	0	0	0	0
CRIM	25	9	191	21	0	0	70	6	57	0 \$	2,590	3	0	0	9
TOTAL	62	9	1,063	21	0	4	278	6	118	512 \$	13,167	4	0	14	32
PEMBERTON TOWNSHIP MATTHEW R MC CRINK															
TRAF	301	0	6,139	0	1	0	1,415	0	355	3,559 \$	153,280	4	2	181	104
PARK	0	0	116	0	0	0	8	0	7	86 \$	1,367	0	0	0	1
CRIM	180	3	1,392	235	0	2	397	5	432	111 \$	57,050	18	20	0	66
TOTAL	481	3	7,647	235	1	2	1,820	5	794	3,756 \$	223,697	22	22	181	171
RIVERSIDE TOWNSHIP HARRY J SUPPLE															
TRAF	37	0	417	0	0	0	128	0	35	164 \$	8,696	0	0	22	1
PARK	0	0	691	0	0	0	15	0	11	525 \$	3,630	0	0	0	5
CRIM	78	7	393	31	0	0	126	1	236	13 \$	16,160	27	11	0	19
TOTAL	115	7	1,501	31	0	0	269	1	282	702 \$	29,486	27	11	22	25
RIVERTON BOROUGH CLYDE V CREATO															
TRAF	30	0	289	0	0	0	83	0	17	151 \$	6,539	0	0	0	0
PARK	1	0	47	0	0	0	2	0	1	38 \$	298	0	0	0	0
CRIM	24	1	88	22	0	0	42	1	17	16 \$	3,086	1	0	0	0
TOTAL	55	1	424	22	0	0	127	1	35	205 \$	9,923	1	0	0	0
SHANNONG TOWNSHIP ROBERT J SEAMAN															
TRAF	35	0	1,112	0	0	0	91	0	60	821 \$	17,813	1	0	16	0
PARK	0	0	0	0	0	0	0	0	0	0 \$	0	0	0	0	0
CRIM	17	1	137	13	0	0	30	0	21	45 \$	4,210	0	1	0	9
TOTAL	52	1	1,249	13	0	0	121	0	81	866 \$	22,023	1	1	16	9
SOUTHAMPTON TOWNSHIP WILLIAM J REGLE															
TRAF	76	0	2,235	0	4	0	436	0	121	1,608 \$	52,543	0	0	75	0
PARK	0	0	5	0	0	0	0	0	0	5 \$	25	0	0	0	0
CRIM	23	4	244	47	0	0	68	8	63	0 \$	7,527	1	2	0	3
TOTAL	99	4	2,484	47	4	0	504	8	184	1,613 \$	53,095	1	2	75	3
SPRINGFIELD TOWNSHIP HARRY J SUPPLE															
TRAF	66	0	4,506	0	11	0	844	0	98	3,153 \$	95,249	11	0	37	6
PARK	0	0	3	0	0	0	0	0	1	2 \$	20	0	0	0	0
CRIM	20	0	281	138	0	0	46	0	50	4 \$	7,460	4	0	0	5
TOTAL	86	0	4,790	138	11	0	890	0	149	3,159 \$	132,729	15	0	37	11
TABERNACLE TOWNSHIP ROBERT SEAMAN															
TRAF	26	0	580	0	0	0	165	0	42	348 \$	14,170	1	0	24	0
PARK	0	0	3	0	0	0	0	0	1	1 \$	15	0	0	0	0
CRIM	19	2	133	29	1	2	52	20	36	1 \$	2,868	1	8	0	0
TOTAL	45	2	716	29	1	2	217	20	79	350 \$	17,053	2	8	24	0
WASHINGTON AND BASS RIVER TOWNSHIPS JOHN S DYER, III															
TRAF	13	0	853	0	0	0	116	0	39	707 \$	23,163	2	0	21	12
PARK	0	0	0	0	0	0	0	0	0	0 \$	0	0	0	0	0
CRIM	15	1	266	35	0	5	69	3	54	133 \$	10,306	5	0	0	4
TOTAL	28	1	1,119	35	0	5	185	3	93	840 \$	33,469	7	0	21	16

PROCEEDINGS IN THE MUNICIPAL COURTS⁽¹⁾
TRAFFIC CASES (NON-PARKING), PARKING CASES AND CRIMINAL CASES
SEPTEMBER 1, 1976 TO AUGUST 31, 1977

MUNICIPAL COURT AND NAME OF JUDGE	TOTAL HOURS ON BENCH (REPORTED MONTHLY TO NEAREST HOUR) (2)	NOTICES IN LIEU OF COMPLAINTS HEARD, R.T.3-2, ("INFORMAL COMPLAINTS") (3)	COMPLAINTS FILED	INDICTABLE COMPLAINTS REFERRED TO COUNTY PROSECUTOR (4)	COMPLAINTS REFERRED TO J & OR COURT OR OTHER MUNICIPAL COURT	COMPLAINTS ADJUDICATED IN MUNICIPAL COURT ON WAIVER OF INDICT. & JURY TRIAL (5)	CONVICTIONS AND GUILTY PLEAS IN OPEN COURT	DISMISSALS AFTER COND. DISCH. (INAPPROPRIATE) AND PRE-TRIAL INTERVENTION (6)	DISMISSALS AND FINDINGS OF NOT GUILTY OTHER THAN THOSE IN PRIOR COLUMN	COMPLAINTS DISPOSED OF THROUGH VIOLATIONS BUREAU, R:7-7	FINES, COURT COSTS & FORTIFURES OF BAIL ASSESSED (EVEN IF NOT ACTUALLY RECD.), TOTAL, COURT & VIOL. BUR.	DEFENDANTS SENTENCED TO JAIL	DEFENDANTS PLACED ON PROBATION (7)	N. J. MOTOR VEHICLE LICENSES REVOKED OR SUSPENDED BY THE COURT (8)	SUSPENDED SENTENCES (9)
BURLINGTON COUNTY CONTINUED															
WESTAMPTON TOWNSHIP															
TRAF	153	0	7,240	0	3	0	1,373	0	173	5,243	\$ 143,947	10	0	51	87
PARK	0	0	104	0	0	0	7	0	1	72	\$ 865	0	0	0	0
CRIM	39	57	315	156	1	0	108	12	117	30	\$ 13,915	4	0	0	5
TOTAL	192	57	7,659	156	4	0	1,488	12	291	5,345	\$ 151,827	14	0	51	92
WILLINGBORO TOWNSHIP															
TRAF	270	0	4,620	0	1	0	1,450	0	409	3,248	\$ 123,590	9	2	95	122
PARK	10	0	852	0	0	0	24	0	0	828	\$ 3,035	0	0	0	1
CRIM	198	41	2,185	189	2	0	637	338	378	1,853	\$ 57,750	11	14	0	74
TOTAL	478	41	7,657	189	3	0	2,111	338	787	5,929	\$ 197,235	20	16	95	197
WOODLAND TOWNSHIP															
TRAF	16	0	1,349	0	0	0	79	0	35	1,028	\$ 25,044	0	0	24	6
PARK	0	0	0	0	0	0	0	0	0	0	\$ 0	0	0	0	0
CRIM	16	1	74	31	0	0	11	2	8	5	\$ 750	0	2	0	5
TOTAL	32	1	1,423	31	0	0	90	2	43	1,033	\$ 25,794	0	2	24	11
BURLINGTON COUNTY TOTALS															
TRAF	3,179	0	82,408	0	80	0	18,148	0	3,820	53,525	\$ 1,971,860	127	11	1,414	1,230
PARK	74	0	17,208	0	0	0	615	0	251	12,862	\$ 72,993	3	0	4	292
CRIM	2,320	269	18,842	3,618	39	114	6,831	730	4,603	3,274	\$ 633,789	555	279	1	931
TOTAL	5,573	269	118,458	3,618	119	114	25,594	730	8,574	69,661	\$ 2,678,642	686	290	1,419	2,353
CAMDEN COUNTY															
AUDUBON BOROUGH															
TRAF	18	0	467	0	0	0	187	0	99	109	\$ 13,845	2	0	21	15
PARK	7	0	1,051	0	0	0	42	0	88	579	\$ 4,542	0	0	0	5
CRIM	39	4	360	57	2	2	211	2	98	3	\$ 23,973	15	4	0	61
TOTAL	64	4	1,878	57	2	2	440	2	285	691	\$ 33,358	17	4	21	81
AUDUBON PARK BOROUGH															
TRAF	11	0	204	0	0	0	77	0	9	91	\$ 5,415	1	0	3	1
PARK	6	0	35	0	0	0	4	0	3	29	\$ 274	0	0	0	0
CRIM	10	0	52	5	0	0	18	1	8	11	\$ 1,205	0	1	0	0
TOTAL	27	0	291	5	0	0	99	1	20	131	\$ 5,894	1	1	3	1
BARRINGTON BOROUGH															
TRAF	25	0	486	0	0	0	144	0	33	210	\$ 3,520	0	0	13	0
PARK	13	0	204	0	0	0	8	0	6	119	\$ 1,311	0	0	0	0
CRIM	19	2	99	8	0	7	40	3	20	0	\$ 2,355	2	0	0	2
TOTAL	57	2	789	8	0	7	192	3	59	329	\$ 12,186	2	0	13	2
BELLMAR BOROUGH															
TRAF	222	0	3,988	0	0	0	1,189	0	282	2,212	\$ 122,543	1	0	175	25
PARK	0	0	38	0	0	0	8	0	2	16	\$ 259	0	0	0	0
CRIM	118	3	638	145	0	3	174	20	224	0	\$ 13,110	3	14	0	30
TOTAL	340	3	4,664	145	0	3	1,371	20	508	2,228	\$ 135,912	4	14	105	55
BERLIN BOROUGH															
TRAF	62	0	1,314	0	0	0	387	0	194	510	\$ 33,004	0	0	15	7
PARK	9	0	352	0	0	0	12	0	16	293	\$ 2,454	0	0	0	0
CRIM	63	5	284	77	0	0	84	6	132	0	\$ 7,100	9	1	0	9
TOTAL	134	5	1,950	77	0	0	483	6	342	803	\$ 42,558	9	1	15	16
BERLIN TOWNSHIP															
TRAF	96	0	1,131	0	0	0	329	0	173	628	\$ 32,692	3	0	38	6
PARK	0	0	15	0	0	0	0	0	2	11	\$ 145	0	0	0	0
CRIM	25	0	184	42	1	0	90	2	63	0	\$ 5,876	4	3	0	17
TOTAL	81	0	1,330	42	1	0	419	2	238	639	\$ 39,713	7	3	38	23

PROCEEDINGS IN THE MUNICIPAL COURTS ⁽¹⁾
TRAFFIC CASES (NON-PARKING), PARKING CASES AND CRIMINAL CASES
SEPTEMBER 1, 1976 TO AUGUST 31, 1977

MUNICIPAL COURT AND NAME OF JUDGE	TOTAL HOURS ON BENCH (REPORTED MONTHLY TO NEAREST HOUR) (2)	NOTICES IN LIEU OF COMPLAINTS HEARD R.7-2. ("INFORMAL COMPLAINTS") (3)	COMPLAINTS FILED	INDICTABLE COMPLAINTS REFERRED TO COUNTY PROSECUTOR (4)	COMPLAINTS REFERRED TO J & DR COURT OR OTHER MUNICIPAL COURT	COMPLAINTS ADJUDICATED IN MONIC. CT. ON WAIVER OF INDICT. & JURY TRIAL (5)	CONVICTIONS AND GUILTY PLEAS IN OPEN COURT	DISMISSALS AFTER COND. DISCH. (NARCOTICS) AND PRE-TRIAL INTERVENTION (6)	DISMISSALS AND FINDINGS OF NOT GUILTY OTHER THAN THOSE IN PRIOR COLUMN	COMPLAINTS DISPOSED OF THROUGH VIOLATIONS BUREAU, R-7-7	FINES, COURT COSTS & FORTIFURES OF BAIL ASSESSED (EVEN IF NOT ACTUALLY REC'D.) TOTAL, COURT & VIOL. BUR.	DEFENDANTS SENTENCED TO JAIL	DEFENDANTS PLACED ON PROBATION (7)	N. J. MOTOR VEHICLE LICENSES REVOKED OR SUSPENDED BY THE COURT (8)	SUSPENDED SENTENCES (9)
CAMDEN COUNTY CONTINUED															
BROOKLAWN BOROUGH LEWIS FEINGOLD	32	0	424	0	0	0	155	0	78	138	\$ 13,374	0	1	23	0
TRAF	0	0	356	0	0	0	9	0	16	798	\$ 1,951	0	0	0	0
PARK	29	0	154	29	3	0	60	9	47	2	\$ 5,855	1	9	3	2
CRIM	61	0	934	29	3	0	224	9	141	438	\$ 19,140	1	10	23	2
TOTAL															
CAMDEN CITY WILLIAM H. ROSENBLATT PRESIDING THEODORE Z. DAVIS & DANTE J. SARUBBI	377	0	12,562	0	0	0	10,680	0	2,990	2,840	\$ 255,450	629	38	373	29
TRAF	42	0	46,064	0	0	0	4,609	0	2,373	28,834	\$ 356,554	15	0	0	0
PARK	1,045	1,002	7,976	2,527	3	8	1,404	0	1,886	0	\$ 133,665	245	324	0	247
CRIM	1,464	1,002	66,602	2,527	3	8	16,693	0	7,249	31,674	\$ 812,669	889	362	370	276
TOTAL															
CHERRY HILL TOWNSHIP JAMES GREENBERG	340	0	9,802	0	0	0	2,683	0	1,014	5,166	\$ 275,884	5	1	275	598
TRAF	16	0	6,255	0	0	0	129	0	176	4,749	\$ 23,095	0	0	0	59
PARK	255	0	2,387	330	0	9	574	114	690	26	\$ 44,714	50	19	0	201
CRIM	611	0	18,444	330	0	9	3,386	114	1,880	10,941	\$ 231,693	55	16	275	858
TOTAL															
CHESHAM HURST BOROUGH DANIEL B. ZONIES	18	0	611	0	0	0	62	0	38	434	\$ 9,956	0	0	1	1
TRAF	0	0	0	0	0	0	0	0	0	0	\$ 0	0	0	0	0
PARK	16	0	26	5	0	0	5	2	1	5	\$ 215	0	0	0	0
CRIM	34	0	637	5	0	0	67	2	39	439	\$ 7,171	0	0	1	1
TOTAL															
CLEMENTON BOROUGH JAMES E. CROWD	63	0	886	0	0	0	292	0	138	404	\$ 13,563	3	1	29	0
TRAF	5	0	93	0	0	0	6	0	7	88	\$ 1,115	0	0	0	0
PARK	47	4	432	36	0	2	138	4	129	0	\$ 9,380	23	10	2	14
CRIM	115	4	1,411	36	0	2	436	4	274	497	\$ 29,058	26	11	31	14
TOTAL															
COLLINGSWOOD BOROUGH DAVID A. KEYES	109	0	1,847	0	0	0	640	0	197	1,321	\$ 35,746	0	0	53	19
TRAF	28	0	9,620	0	0	0	161	0	303	9,039	\$ 33,634	0	0	0	22
PARK	96	0	489	106	0	2	141	31	127	11	\$ 3,951	6	14	0	15
CRIM	233	0	11,956	106	0	2	942	31	627	10,371	\$ 35,331	6	14	53	56
TOTAL															
GIBBSBORO BOROUGH LEWIS FEINGOLD	17	0	256	0	0	0	65	0	34	170	\$ 5,214	0	0	5	0
TRAF	0	0	1	0	0	0	0	0	0	1	\$ 10	0	0	0	0
PARK	13	1	79	3	0	0	23	0	26	19	\$ 1,835	0	0	0	0
CRIM	30	1	336	3	0	0	88	0	60	190	\$ 3,059	0	0	5	0
TOTAL															
GLOUCESTER CITY LEWIS FEINGOLD	63	0	915	0	0	0	421	0	146	305	\$ 31,023	0	5	60	1
TRAF	12	0	2,249	0	0	0	50	0	26	2,020	\$ 6,489	0	0	0	0
PARK	85	29	619	93	0	40	255	6	226	0	\$ 22,604	15	35	0	33
CRIM	160	29	3,783	93	0	40	726	6	398	2,325	\$ 60,116	15	40	60	34
TOTAL															
GLOUCESTER TOWNSHIP DANIEL B. ZONIES	126	0	5,977	0	0	0	1,338	0	462	3,334	\$ 129,960	0	0	131	110
TRAF	0	0	356	0	0	0	16	0	19	298	\$ 2,960	0	0	0	7
PARK	164	23	1,896	428	2	7	411	42	506	120	\$ 33,618	9	27	0	173
CRIM	290	23	8,229	428	2	7	1,765	42	986	3,752	\$ 152,538	9	27	131	290
TOTAL															
HADDON TOWNSHIP HAROLD P. GLENER	54	0	675	0	0	0	169	0	145	316	\$ 15,784	1	0	19	2
TRAF	20	0	1,631	0	0	0	81	0	163	1,336	\$ 12,316	0	0	0	5
PARK	85	4	393	125	0	0	106	3	156	0	\$ 3,646	24	6	4	24
CRIM	159	4	2,699	125	0	0	356	3	464	1,652	\$ 35,746	25	6	22	31
TOTAL															

PROCEEDINGS IN THE MUNICIPAL COURTS ⁽¹⁾
TRAFFIC CASES (NON-PARKING), PARKING CASES AND CRIMINAL CASES
SEPTEMBER 1, 1976 TO AUGUST 31, 1977

MUNICIPAL COURT AND NAME OF JUDGE	TOTAL HOURS ON BENCH, (REPORTED MONTHLY TO NEAREST HOUR) (2)	NOTICES IN LIEU OF COMPLAINTS HEARD R 7.32, ("INFORMAL COMPLAINTS") (3)	COMPLAINTS FILED	INDICTABLE COMPLAINTS REFERRED TO COUNTY PROSECUTOR (4)	COMPLAINTS REFERRED TO J & DR COURT OR OTHER MUNICIPAL COURT	COMPLAINTS ADJUDICATED IN MUNIC. CT., ON WAIVER OF INDICT. & JURY TRIAL (5)	CONVICTIONS AND GUILTY PLEAS IN OPEN COURT	DISMISSALS AFTER CONVICTION (INAPPROPRIATE) AND PRE-TRIAL INTERVENTION (6)	DISMISSALS AND FININGS OF NOT GUILTY OTHER THAN THOSE IN PRIOR COLUMN	COMPLAINTS DISPOSED OF THROUGH VIOLATIONS BUREAU R 7-7	FINES, COURT COSTS & FORFEITURES OF BAIL ASSESSED (EVEN IF NOT ACTUALLY REC'D.), TOTAL COURT & VIOL. BUR.	DEFENDANTS SENTENCED TO JAIL	DEFENDANTS PLACED ON PROBATION (7)	N.J. MOTOR VEHICLE LICENSES REVOKED OR SUSPENDED BY THE COURT (8)	SUSPENDED SENTENCES (9)
CAMDEN COUNTY CONTINUED															
HADDONFIELD BOROUGH JOHN SPENCER JR															
TRAF	76	0	892	0	5	0	363	0	92	569	\$ 23,341	0	0	0	0
PARK	16	0	15,385	0	0	0	197	0	79	15,587	\$ 57,382	0	0	0	3
CRIM	29	3	192	34	0	0	60	6	27	15	\$ 2,682	0	0	0	1
TOTAL	121	3	16,469	34	5	0	620	6	198	16,171	\$ 33,405	0	0	0	4
HADDON HEIGHTS BOROUGH HAROLD B. CLEANER															
TRAF	43	0	456	0	0	0	195	0	67	261	\$ 13,288	0	0	25	1
PARK	10	0	1,196	0	0	0	53	0	113	1,019	\$ 7,292	0	0	7	5
CRIM	24	1	139	37	0	0	31	10	37	2	\$ 1,655	0	0	1	9
TOTAL	77	1	1,791	37	0	0	279	10	217	1,282	\$ 22,235	0	0	26	9
HIGHLAND BOROUGH DANIEL R. ZONIES, ACTING															
TRAF	23	0	179	0	0	0	59	0	20	61	\$ 2,665	0	0	2	9
PARK	16	0	138	0	0	0	5	0	2	110	\$ 1,316	0	0	0	0
CRIM	27	1	99	13	1	0	38	10	22	0	\$ 1,723	0	2	2	15
TOTAL	66	1	416	13	1	0	102	10	44	171	\$ 5,704	0	2	2	24
LAUREL SPRINGS BOROUGH DAVID G. EYMON															
TRAF	18	0	506	0	0	0	128	0	32	236	\$ 11,132	0	1	14	3
PARK	0	0	49	0	0	0	2	0	2	31	\$ 193	0	0	0	0
CRIM	17	1	75	13	0	0	21	4	27	0	\$ 1,629	0	1	2	2
TOTAL	35	1	630	13	0	0	151	4	61	267	\$ 12,915	0	2	14	5
LAWNSIDE BOROUGH HARVEY JOHNSON															
TRAF	42	0	901	0	1	0	216	0	98	536	\$ 22,719	0	0	15	10
PARK	0	0	240	0	0	0	25	0	17	190	\$ 2,296	0	0	0	3
CRIM	42	0	242	51	0	3	78	0	116	3	\$ 5,710	0	2	0	3
TOTAL	84	0	1,383	51	1	3	318	0	231	729	\$ 32,725	0	2	15	16
LINCOLN BOROUGH DANIEL S. ZONIES, ACTING															
TRAF	36	0	1,029	0	0	0	475	0	92	389	\$ 37,717	2	0	53	42
PARK	10	0	516	0	0	0	63	0	32	366	\$ 5,116	0	0	0	11
CRIM	46	35	579	114	0	0	176	8	241	0	\$ 12,482	6	18	0	76
TOTAL	92	35	2,124	114	0	0	714	8	370	755	\$ 55,315	8	18	53	129
MAGNOLIA BOROUGH FRANK M. LARIN JR															
TRAF	43	0	545	0	0	0	225	0	73	233	\$ 13,912	2	0	19	3
PARK	7	0	100	0	0	0	8	0	6	39	\$ 705	0	0	0	3
CRIM	30	12	178	38	0	0	70	25	58	0	\$ 3,615	1	2	0	4
TOTAL	80	12	823	38	0	0	303	25	137	272	\$ 18,232	3	2	19	10
MERCHANTVILLE BOROUGH JOSEPH J. ZAMPINO															
TRAF	45	0	420	0	0	0	141	0	48	167	\$ 12,661	0	0	27	23
PARK	7	0	524	0	0	0	21	0	44	412	\$ 2,901	0	0	0	8
CRIM	24	0	243	54	0	13	61	1	96	4	\$ 4,590	0	1	0	25
TOTAL	76	0	1,187	54	0	13	223	1	188	583	\$ 20,152	0	1	27	56
MOUNT PLEASANT BOROUGH ALVIN R. SCHMIDT															
TRAF	45	0	854	0	0	0	290	0	66	392	\$ 21,803	0	0	37	0
PARK	9	0	1,630	0	0	0	330	0	123	941	\$ 23,158	0	0	0	9
CRIM	44	0	351	32	1	1	107	12	141	42	\$ 7,210	11	5	0	9
TOTAL	97	0	2,835	32	1	1	727	12	330	1,375	\$ 52,171	11	5	37	9
OAKLYN BOROUGH GEORGE J. WEINROTH															
TRAF	29	0	666	0	1	0	252	0	33	403	\$ 13,973	1	0	23	92
PARK	4	0	606	0	0	0	32	0	48	498	\$ 3,934	0	0	0	9
CRIM	23	8	163	47	0	5	41	1	75	0	\$ 2,485	2	1	1	22
TOTAL	56	8	1,435	47	1	5	325	1	156	901	\$ 25,492	3	1	24	113

PROCEEDINGS IN THE MUNICIPAL COURTS ⁽¹⁾
TRAFFIC CASES (NON-PARKING), PARKING CASES AND CRIMINAL CASES
SEPTEMBER 1, 1976 TO AUGUST 31, 1977

MUNICIPAL COURT AND NAME OF JUDGE	TOTAL HOURS ON BENCH (REPORTED MONTHLY TO NEAREST HOUR) (2)	NOTICES IN LIEU OF COMPLAINTS HEARD R-7:52. ("INFORMAL COMPLAINTS") (3)	COMPLAINTS FILED	INDICTABLE COMPLAINTS REFERRED TO COUNTY PROSECUTOR (4)	COMPLAINTS REFERRED TO J.A.D.R. COURT OR OTHER MUNICIPAL COURT	COMPLAINTS ADJUDICATED IN MUNIC. CT. ON WAIVER OF INDICT. & JURY TRIAL (5)	CONVICTIONS AND GUILTY PLEAS IN OPEN COURT	DISMISSALS AFTER COND. DISCH. (NAR-COTICS) AND PRE-TRIAL INTERVENTION (6)	DISMISSALS AND FINDINGS OF NOT GUILTY OTHER THAN THOSE IN PRIOR COLUMN	COMPLAINTS DISPOSED OF THROUGH VIOLATIONS BUREAU, R-7-7	FINES, COURT COSTS & FORFEITURES OF BAIL ASSESSED (EVEN IF NOT ACTUALLY REC'D.). TOTAL, COURT & VIOL. BUR.	DEFENDANTS SENTENCED TO JAIL	DEFENDANTS PLACED ON PROBATION (7)	N. J. MOTOR VEHICLE LICENSES REVOKED OR SUSPENDED BY THE COURT (8)	SUSPENDED SENTENCES (9)
CAMDEN COUNTY CONTINUED															
PENNSAUKEN TOWNSHIP JOSEPH W. ZAMPINO															
TRAF	170	0	4,691	0	0	0	1,323	0	490	3,055	117,630	3	0	141	166
PARK	22	0	1,007	0	0	0	18	0	35	768	4,493	0	0	0	11
CRIM	182	13	1,334	224	3	90	357	32	541	0	31,068	4	19	0	109
TOTAL	374	13	7,037	224	3	90	1,698	32	1,066	3,823	159,199	7	19	141	285
PINE HILL BOROUGH NICHOLAS A. LACROVARA															
TRAF	51	0	661	0	0	0	210	0	76	356	15,351	0	0	13	34
PARK	0	0	101	0	0	0	0	0	0	86	1,400	0	0	0	0
CRIM	31	0	305	21	0	2	81	0	144	0	3,465	0	0	1	22
TOTAL	82	0	1,067	21	0	2	291	0	220	442	25,616	0	0	14	57
PINE VALLEY BOROUGH (EST. 7/11/77) ALAN R. SCHWOLL															
TRAF	0	0	0	0	0	0	0	0	0	0	0	0	0	0	0
PARK	0	0	0	0	0	0	0	0	0	0	0	0	0	0	0
CRIM	0	0	0	0	0	0	0	0	0	0	0	0	0	0	0
TOTAL	0	0	0	0	0	0	0	0	0	0	0	0	0	0	0
UNNEMERE BOROUGH DANIEL B. ZONIES, ACTING															
TRAF	24	0	757	0	0	0	305	0	119	284	17,415	0	0	13	1
PARK	1	0	78	0	0	0	2	0	21	84	1,060	0	0	0	0
CRIM	34	9	312	28	3	0	72	19	155	0	4,681	1	5	0	13
TOTAL	59	9	1,147	28	3	0	379	19	295	368	23,156	1	5	13	14
SOMERDALE BOROUGH DANIEL B. ZONIES															
TRAF	53	0	893	0	0	0	224	0	94	525	24,117	0	0	35	1
PARK	0	0	56	0	0	0	3	0	0	60	665	0	0	0	0
CRIM	23	0	268	20	3	3	70	0	121	26	3,095	0	2	0	21
TOTAL	76	0	1,217	20	0	3	297	0	215	611	33,877	0	2	35	21
STRATFORD BOROUGH DANIEL B. ZONIES, ACTING															
TRAF	35	0	336	0	0	0	94	0	27	176	3,584	0	0	17	8
PARK	9	0	325	0	0	0	9	0	12	234	2,423	0	0	0	7
CRIM	38	2	272	78	0	0	64	4	83	0	5,275	3	8	0	10
TOTAL	82	2	933	78	0	0	167	4	122	410	13,282	3	8	17	34
VOORHEES TOWNSHIP PATRICK G. MAHONEY															
TRAF	37	0	453	0	0	0	125	0	60	245	3,452	0	0	0	5
PARK	0	0	877	0	0	0	83	0	38	590	9,334	0	0	0	2
CRIM	62	0	366	63	1	1	119	9	130	1	17,430	3	20	0	25
TOTAL	99	0	1,696	63	1	1	327	9	228	836	34,216	3	20	0	32
WATERBURY TOWNSHIP DAVID G. SYNON															
TRAF	46	0	2,932	0	0	0	292	0	173	1,596	34,456	2	0	14	6
PARK	0	0	15	0	0	0	1	0	2	12	135	0	0	0	0
CRIM	34	7	232	23	0	0	49	0	87	8	3,640	1	0	0	0
TOTAL	80	7	2,779	23	0	0	342	0	262	1,576	38,231	3	0	14	6
WINSLOW TOWNSHIP PATRICK G. MAHONEY															
TRAF	97	0	2,940	0	0	0	471	0	255	1,546	45,856	0	3	53	38
PARK	0	0	23	0	0	0	0	0	0	4	95	0	0	0	0
CRIM	132	0	804	116	0	3	122	11	282	20	9,782	3	10	0	49
TOTAL	229	0	3,767	116	0	3	593	11	537	1,570	55,733	3	13	53	87
WOODLYNNE BOROUGH GERRIE W. BROTH															
TRAF	24	0	109	0	0	0	95	0	26	29	5,664	0	0	13	3
PARK	2	0	33	0	0	0	14	0	2	20	350	0	0	0	0
CRIM	15	0	42	15	0	0	22	6	27	0	1,100	1	1	0	5
TOTAL	41	0	184	15	0	0	131	6	55	49	7,114	1	1	13	8
CAMDEN COUNTY TOTALS															
TRAF	2,530	0	61,365	0	7	0	24,300	0	7,980	30,207	1,412,687	655	50	1,686	1,249
PARK	270	0	91,219	0	0	0	6,001	0	3,773	68,761	573,755	15	0	2	159
CRIM	2,966	1,170	22,269	5,037	20	201	5,373	412	6,749	318	513,510	447	569	9	1,251
TOTAL	5,766	1,170	174,853	5,037	27	201	35,674	412	18,502	99,286	2,497,952	1,117	619	1,695	2,659

PROCEEDINGS IN THE MUNICIPAL COURTS⁽¹⁾
TRAFFIC CASES (NON-PARKING), PARKING CASES AND CRIMINAL CASES
SEPTEMBER 1, 1976 TO AUGUST 31, 1977

MUNICIPAL COURT AND NAME OF JUDGE	TOTAL HOURS ON BENCH (REPORTED MONTHLY TO NEAREST HOUR) (2)	NOTICES IN LIEU OF COMPLAINTS HEARD, R.7-3-2. ("INFORMAL COMPLAINTS") (3)	COMPLAINTS FILED	INDICTABLE COM-PLAINTS REFERRED TO COUNTY PROSECUTOR (4)	COMPLAINTS REF-ERRED TO J & DR COURT OR OTHER MUNICIPAL COURT	COMPLAINTS ADJUDI-CATED IN MUNIC. CT., ON WAIVER OF INDICT. & JURY TRIAL (5)	CONVICTIONS AND GUILTY PLEAS IN OPEN COURT	DISMISSALS AFTER COND. DISCH. (NAR-COTICS) AND PRE-TRIAL INTERVENTION (6)	DISMISSALS AND FIND-INGS OF NOT GUILTY OTHER THAN THOSE IN PRIOR COLUMN	COMPLAINTS DISPOSED OF THROUGH VIOLATIONS BUREAU R.7-7	FINES, COURT COSTS & FORFEITURES OF BAIL ASSESSED (EVEN IF NOT ACTUALLY RECD.), TOTAL, COURT & VIOL. BUR.	DEFENDANTS SENTENCED TO JAIL	DEFENDANTS PLACED ON PROBATION (7)	N. J. MOTOR VEHICLE LICENSES REVOKED OR SUSPENDED BY THE COURT (8)	SUSPENDED SENTENCES (9)
CAPE MAY COUNTY															
CAPE MAY BOROUGHS															
TRAF	34	0	747	0	6	0	252	0	13	397	\$ 17,422	0	0	11	0
PARK	5	0	307	0	0	0	14	0	0	282	\$ 2,689	0	0	1	0
CRIM	35	0	384	17	32	0	96	2	55	142	\$ 23,307	0	1	0	0
TOTAL	74	0	1,438	17	38	0	362	2	72	821	\$ 43,418	0	1	12	0
CAPE MAY CITY FRANCIS DWYER															
TRAF	233	0	1,186	0	3	0	340	0	21	637	\$ 27,282	2	0	33	1
PARK	24	0	6,452	0	0	0	39	0	143	5,708	\$ 39,167	0	0	0	0
CRIM	160	0	539	92	1	13	223	10	64	53	\$ 25,400	0	0	0	14
TOTAL	421	0	8,177	92	4	13	602	10	228	5,398	\$ 31,849	2	0	33	15
CAPE MAY POINT BOROUGHS MARTIN MAY III															
TRAF	7	0	48	0	0	0	13	0	1	29	\$ 861	0	0	1	0
PARK	0	0	133	0	0	0	0	0	0	72	\$ 697	0	0	0	0
CRIM	3	0	7	3	0	0	4	0	1	3	\$ 370	0	0	0	0
TOTAL	10	0	188	3	0	0	17	0	2	104	\$ 1,928	0	0	1	0
JENNIS TOWNSHIP LORENCE E JOSEPHSON															
TRAF	57	0	851	0	0	0	189	0	30	549	\$ 24,495	5	0	0	1
PARK	0	0	0	0	0	0	0	0	0	0	\$ 0	0	0	0	0
CRIM	23	6	246	68	7	50	35	0	14	10	\$ 2,910	2	1	0	1
TOTAL	80	6	1,097	68	7	50	224	0	53	559	\$ 27,395	7	1	0	2
LOWER TOWNSHIP LOUIS J MATTERA															
TRAF	88	0	822	0	4	0	426	0	44	282	\$ 23,594	2	0	43	0
PARK	9	0	27	0	0	0	0	0	0	23	\$ 325	0	0	0	0
CRIM	92	0	934	277	3	6	214	4	182	69	\$ 13,065	9	0	1	4
TOTAL	199	0	1,783	277	7	6	640	4	226	353	\$ 32,974	11	0	43	4
MIDDLE TOWNSHIP STEPHEN S RURINS															
TRAF	87	0	2,789	0	0	0	776	0	77	1,564	\$ 55,562	11	0	68	76
PARK	11	0	1,399	0	0	0	64	0	19	1,108	\$ 12,634	0	0	0	5
CRIM	75	2	527	107	5	15	266	1	166	2	\$ 15,662	40	1	0	4
TOTAL	173	2	4,715	107	5	15	1,106	1	253	2,674	\$ 34,858	51	1	68	74
NORTH WILWOOD CITY EDWIN W BRADWAY															
TRAF	61	0	870	0	24	0	360	0	49	259	\$ 22,157	5	1	11	3
PARK	17	0	4,327	0	0	0	19	0	190	2,150	\$ 25,123	0	0	0	0
CRIM	209	5	1,844	247	0	22	792	44	304	14	\$ 13,894	24	0	0	16
TOTAL	287	5	7,041	247	24	22	1,171	44	543	2,423	\$ 170,164	29	1	14	22
OCEAN CITY EDWARD P KONZOR															
TRAF	219	0	4,295	0	1	0	1,159	0	199	2,292	\$ 134,094	1	2	93	12
PARK	18	0	9,669	0	0	0	90	0	191	5,735	\$ 45,377	0	0	0	0
CRIM	155	3	1,248	361	7	32	356	35	218	39	\$ 30,537	8	2	0	22
TOTAL	392	3	15,212	361	8	32	1,605	35	608	9,066	\$ 259,998	9	4	93	37
SEA ISLE CITY LORENCE E JOSEPHSON															
TRAF	83	0	1,124	0	0	0	219	0	18	780	\$ 37,368	0	0	0	1
PARK	3	0	1,336	0	0	0	4	0	8	870	\$ 5,936	0	0	0	0
CRIM	41	0	456	66	1	0	73	0	50	188	\$ 15,276	0	0	0	0
TOTAL	127	0	2,916	66	1	0	296	0	76	1,338	\$ 54,580	0	0	0	1
STONE HARBOR BOROUGHS VINCENT L LAMANN JR															
TRAF	28	0	768	0	2	0	286	0	39	463	\$ 24,815	0	0	9	1
PARK	11	0	2,679	0	0	0	38	0	24	2,207	\$ 9,849	0	0	1	13
CRIM	27	0	524	95	2	3	185	73	96	147	\$ 22,197	0	0	0	0
TOTAL	66	0	3,971	95	4	3	509	73	159	2,817	\$ 55,944	0	0	10	15

PROCEEDINGS IN THE MUNICIPAL COURTS⁽¹⁾
TRAFFIC CASES (NON-PARKING), PARKING CASES AND CRIMINAL CASES
SEPTEMBER 1, 1976 TO AUGUST 31, 1977

MUNICIPAL COURT AND NAME OF JUDGE	TOTAL HOURS ON BENCH (REPORTED MONTHLY TO NEAREST HOUR) (2)	NOTICES IN LIEU OF COMPLAINTS HEARD, R-7-62. (INFORMAL COMPLAINTS) (3)	COMPLAINTS FILED	INDICTABLE COMPLAINTS REFERRED TO COUNTY PROSECUTOR (4)	COMPLAINTS REFERRED TO J & DR COURT OR OTHER MUNICIPAL COURT	COMPLAINTS ADJUDICATED IN MUNIC. CT. ON WAIVER OF INDICT. & JURY TRIAL (5)	CONVICTIONS AND GUILTY PLEAS IN OPEN COURT	DISMISSALS AFTER COND. DISCH. (NARCOTICS) AND PRE-TRIAL INTERVENTION (6)	DISMISSALS AND FINDINGS OF NOT GUILTY OTHER THAN THOSE IN PRIOR COLUMN	COMPLAINTS DISPOSED OF THROUGH VIOLATIONS BUREAU R-7-7	FINES COURT COSTS & FORFEITURES OF BAIL ASSESSED (EVEN IF NOT ACTUALLY REC'D.) TOTAL COURT & VIOL. BUR.	DEFENDANTS SENTENCED TO JAIL	DEFENDANTS PLACED ON PROBATION (7)	N. J. MOTOR VEHICLE LICENSES REVOKED OR SUSPENDED BY THE COURT (8)	SUSPENDED SENTENCES (9)
CAPE MAY COUNTY CONTINUED															
UPPER TOWNSHIP LOUIS J MATTERA	92	0	1,724	0	0	0	408	0	49	1,189	\$ 55,625	1	0	71	0
TRAF	92	0	0	0	0	0	0	0	0	0	\$ 0	0	0	0	0
PARK	0	0	0	0	0	0	0	0	0	0	\$ 0	0	0	0	0
CRIM	40	0	235	67	0	0	57	0	70	10	\$ 3,151	1	1	0	0
TOTAL	132	0	1,959	67	0	0	465	0	119	1,199	\$ 59,776	2	1	71	0
WEST CAPE MAY BOROUGH STEPHEN S PURINS	7	0	106	0	2	0	29	0	2	56	\$ 1,695	0	0	0	1
TRAF	7	0	0	0	0	0	0	0	0	0	\$ 0	0	0	0	0
PARK	1	0	7	0	0	0	1	0	0	5	\$ 35	0	0	0	0
CRIM	9	0	17	3	2	16	11	2	5	0	\$ 642	0	0	0	1
TOTAL	17	0	130	3	4	16	41	2	7	61	\$ 2,370	0	0	0	2
WEST WILDWOOD BOROUGH LOUIS J MATTERA	6	0	15	0	0	0	9	0	1	6	\$ 495	0	0	2	0
TRAF	6	0	5	0	0	0	0	0	0	5	\$ 50	0	0	0	0
PARK	0	0	16	5	0	0	7	0	1	0	\$ 915	0	0	0	0
CRIM	8	0	36	5	0	0	16	0	2	11	\$ 1,460	0	0	0	0
TOTAL	14	0	36	5	0	0	16	0	2	11	\$ 1,460	0	0	0	0
WILDWOOD CITY LOUIS J MATTERA	118	0	1,015	0	1	0	497	0	109	146	\$ 21,418	0	0	32	1
TRAF	118	0	23,000	0	0	0	29	0	487	14,352	\$ 137,302	0	0	0	0
PARK	93	0	1,571	241	14	82	935	0	291	8	\$ 57,945	37	0	2	18
CRIM	320	0	25,586	241	15	82	1,361	0	887	14,506	\$ 725,665	37	0	34	18
TOTAL	531	0	25,586	241	15	82	1,361	0	887	14,506	\$ 725,665	37	0	34	18
WILDWOOD CREST BOROUGH MARTIN MAY, III	95	0	1,114	0	1	0	359	0	52	575	\$ 34,398	10	0	16	7
TRAF	95	0	3,951	0	0	0	22	0	66	2,007	\$ 14,015	1	0	0	0
PARK	14	0	431	118	39	0	151	2	61	6	\$ 15,970	23	1	1	24
CRIM	75	2	5,496	118	40	0	532	2	179	2,588	\$ 55,331	34	1	17	31
TOTAL	184	2	5,496	118	40	0	532	2	179	2,588	\$ 55,331	34	1	17	31
WOODRIDGE BOROUGH LOUIS J MATTERA	35	0	305	0	10	0	180	0	32	109	\$ 9,151	0	0	16	0
TRAF	35	0	13	0	0	0	5	0	4	14	\$ 240	0	0	0	0
PARK	2	0	183	68	15	4	39	0	63	0	\$ 2,668	0	0	0	1
CRIM	37	0	501	68	25	4	224	0	99	123	\$ 12,059	0	0	16	1
TOTAL	74	0	501	68	25	4	224	0	99	123	\$ 12,059	0	0	16	1
CAPE MAY COUNTY TOTALS															
TRAF	1,250	0	17,779	0	54	0	5,502	0	745	9,333	\$ 535,402	37	3	407	54
PARK	212	0	53,305	0	0	0	325	0	1,127	34,538	\$ 293,439	1	0	5	12
CRIM	1,309	18	9,162	1,835	128	243	3,344	123	1,641	677	\$ 332,830	147	10	4	159
TOTAL	2,771	18	80,246	1,835	182	243	9,171	123	3,513	44,548	\$ 1,212,671	185	13	407	225
CUMBERLAND COUNTY															
BRIDGETON CITY SAAC I SE	244	0	3,237	0	25	0	1,979	0	408	1,658	\$ 34,865	99	0	115	443
TRAF	244	0	4,528	0	0	0	344	0	48	4,294	\$ 23,195	12	0	0	34
PARK	12	0	3,360	382	245	8	1,740	8	887	0	\$ 59,683	232	42	1	556
CRIM	269	1	11,125	382	270	8	4,063	8	1,343	5,952	\$ 131,650	743	42	115	1,033
TOTAL	525	1	11,125	382	270	8	4,063	8	1,343	5,952	\$ 131,650	743	42	115	1,033
COMMERCIAL TOWNSHIP MORRIS GOLDSMITH ACTING	48	0	550	0	9	0	251	0	69	179	\$ 25,436	19	0	77	17
TRAF	48	0	0	0	0	0	0	0	0	0	\$ 0	0	0	0	0
PARK	0	0	524	160	10	0	174	0	151	56	\$ 12,700	31	5	0	52
CRIM	48	0	1,074	160	19	0	425	0	220	235	\$ 37,636	50	5	77	69
TOTAL	96	0	1,074	160	19	0	425	0	220	235	\$ 37,636	50	5	77	69
DEERFIELD TOWNSHIP JOHN A CASARON, JR	35	0	573	0	10	0	251	0	83	278	\$ 23,886	0	0	34	47
TRAF	35	0	0	0	0	0	0	0	0	0	\$ 0	0	0	0	0
PARK	0	0	163	40	9	5	70	5	57	12	\$ 4,500	6	0	0	7
CRIM	25	8	736	40	19	5	321	5	140	290	\$ 25,386	6	0	34	54
TOTAL	60	8	736	40	19	5	321	5	140	290	\$ 25,386	6	0	34	54

PROCEEDINGS IN THE MUNICIPAL COURTS ⁽¹⁾
TRAFFIC CASES (NON-PARKING), PARKING CASES AND CRIMINAL CASES
SEPTEMBER 1, 1976 TO AUGUST 31, 1977

MUNICIPAL COURT AND NAME OF JUDGE	TOTAL HOURS ON BENCH (REPORTED MONTHLY TO NEAREST HOUR) (2)	NOTICES IN LIEU OF COMPLAINTS HEARD, R7-2.2 ("INFORMAL COMPLAINTS") (3)	COMPLAINTS FILED	INDICTABLE COMPLAINTS REFERRED TO COUNTY PROSECUTOR (4)	COMPLAINTS REFERRED TO J & DR COURT OR OTHER MUNICIPAL COURT	COMPLAINTS ADJUDICATED IN MUNIC. CT., ON WAIVER OF INDICT. & JURY TRIAL (5)	CONVICTIONS AND GUILTY PLEAS IN OPEN COURT	DISMISSALS AFTER COND. DISCH. (NARCOTICS) AND PRE-TRIAL INTERVENTION (6)	DISMISSALS AND FINDINGS OF NOT GUILTY OTHER THAN THOSE IN PRIOR COLUMN	COMPLAINTS DISPOSED OF THROUGH VIOLATIONS BUREAU, R7-7	FINES, COURT COSTS & FORFEITURES OF BAIL ASSESSED (EVEN IF NOT ACTUALLY RECD.), TOTAL COURT & VIOL. BUR.	DEFENDANTS SENTENCED TO JAIL	DEFENDANTS PLACED ON PROBATION (7)	N.J. MOTOR VEHICLE LICENSES REVOKED OR SUSPENDED BY THE COURT (8)	SUSPENDED SENTENCES (9)
CUMBERLAND COUNTY CONTINUED															
DOWNE TOWNSHIP ISAAC I SERATA	TRAF 26 PARK 0 CRIM 25 TOTAL 51	0 0 0 0	176 0 156 332	0 0 22 22	12 0 7 19	0 0 0 0	63 0 29 92	0 0 1 1	16 0 27 43	56 0 49 105	\$ 8,719 0 3,800 12,519	2 0 0 2	0 0 1 1	15 0 0 15	2 0 0 2
FAIRFIELD TOWNSHIP SAAC I SERATA	TRAF 22 PARK 0 CRIM 21 TOTAL 43	0 0 6 6	1,479 5 416 1,900	0 0 80 80	1 0 1 2	0 0 0 0	450 2 106 558	0 0 0 0	131 1 183 315	897 2 8 907	\$ 43,047 60 3,930 52,037	5 0 8 13	0 0 0 0	29 0 0 29	42 1 39 82
GREENWICH TOWNSHIP JOHN A CASAROW JR	TRAF 12 PARK 0 CRIM 12 TOTAL 24	0 0 0 0	22 0 43 65	0 0 17 17	0 0 0 0	0 0 10 10	10 0 13 23	0 0 3 3	7 0 8 15	10 0 0 10	\$ 655 0 790 1,445	0 0 0 0	0 0 0 0	3 0 0 3	4 0 0 4
ROPERHILL TOWNSHIP SAAC I SERATA	TRAF 21 PARK 0 CRIM 19 TOTAL 40	0 0 0 0	164 0 55 219	0 0 23 23	11 0 8 19	0 0 0 0	86 0 28 114	0 0 0 0	35 0 7 42	74 0 4 78	\$ 5,893 0 1,370 9,263	3 0 3 6	0 0 0 0	5 0 0 5	12 0 7 19
LAWRENCE TOWNSHIP JEROME OKONIEWSKI ACTING	TRAF 23 PARK 0 CRIM 17 TOTAL 40	0 0 0 0	313 0 177 490	0 0 48 48	0 0 0 0	0 0 0 0	138 0 84 222	0 0 0 0	26 0 61 87	111 0 0 111	\$ 13,325 0 7,216 20,541	2 0 1 3	0 0 0 0	17 0 0 17	24 0 7 31
MAURICE RIVER TOWNSHIP PAUL VAN EMBOEN	TRAF 52 PARK 0 CRIM 58 TOTAL 110	0 0 0 0	1,537 0 404 1,941	0 0 422 422	0 0 7 7	0 0 1 1	491 0 140 631	0 0 33 33	50 0 96 146	1,229 0 41 1,270	\$ 44,352 0 10,260 54,612	4 0 6 10	0 0 0 0	109 0 0 109	51 0 24 75
MILLVILLE CITY JEROME OKONIEWSKI	TRAF 152 PARK 0 CRIM 178 TOTAL 330	0 0 26 26	3,720 1,011 1,494 6,225	0 0 190 190	2 0 0 2	0 0 69 69	1,424 20 777 2,221	0 0 11 11	194 21 346 561	2,147 978 34 3,159	\$ 109,101 3,625 53,699 131,425	13 3 25 41	2 0 22 24	183 0 0 183	297 4 110 411
STOW CREEK TOWNSHIP ISAAC I SERATA	TRAF 12 PARK 0 CRIM 11 TOTAL 23	0 0 3 3	142 2 47 191	0 0 22 22	0 0 2 2	0 0 0 0	42 1 10 53	0 0 0 0	10 0 2 12	73 0 8 81	\$ 3,720 20 1,005 4,745	2 0 0 2	0 0 0 0	5 0 0 5	5 0 2 7
UPPER DEERFIELD TOWNSHIP PAUL KIENZLE, JR	TRAF 68 PARK 0 CRIM 46 TOTAL 114	0 0 3 3	1,245 0 498 1,743	0 0 181 181	0 0 1 1	0 0 0 0	682 0 165 847	0 0 0 0	123 0 144 267	299 0 1 300	\$ 45,459 0 9,395 55,854	5 0 29 34	0 0 1 1	1 0 0 1	74 0 22 96
VINELAND CITY DANTEL J BOSSO	TRAF 923 PARK 12 CRIM 400 TOTAL 1,335	0 0 68 68	9,576 3,429 3,690 16,695	0 0 1,234 1,234	17 0 338 855	0 0 37 37	3,016 66 1,181 4,263	0 0 8 8	1,072 20 901 1,993	4,787 2,800 57 7,644	\$ 152,812 15,043 57,223 245,078	22 0 9 31	0 0 54 54	315 0 0 315	500 63 284 847
CUMBERLAND COUNTY TOTALS															
TRAF 1,638 PARK 24 CRIM 1,129 TOTAL 2,791	0 0 115 115	22,734 8,975 11,027 42,736	0 0 2,821 2,821	87 0 1,128 1,215	0 0 130 130	0 433 4,517 5,184	8,883 433 4,517 13,833	0 0 69 69	2,224 90 2,870 5,184	11,798 8,074 270 20,142	\$ 580,270 44,853 257,068 882,191	176 15 350 541	2 0 125 127	899 0 1 899	1,450 192 1,105 2,557

PROCEEDINGS IN THE MUNICIPAL COURTS ⁽¹⁾
TRAFFIC CASES (NON-PARKING), PARKING CASES AND CRIMINAL CASES
SEPTEMBER 1, 1976 TO AUGUST 31, 1977

MUNICIPAL COURT AND NAME OF JUDGE	TOTAL HOURS ON BENCH (REPORTED MONTHLY TO NEAREST HOUR) (2)	NOTICES IN LIEU OF COMPLAINTS HEARD R-7-2 ("INFORMAL COMPLAINTS") (3)	COMPLAINTS FILED	INDICTABLE COMPLAINTS REFERRED TO COUNTY PROSECUTOR (4)	COMPLAINTS REFERRED TO J. & DR. COURT OR OTHER MUNICIPAL COURT	COMPLAINTS ADJUDICATED IN MUNIC. CT., ON WAIVER OF INDICT. & JURY TRIAL (5)	CONVICTIONS AND GUILTY PLEAS IN OPEN COURT	DISMISSALS AFTER COND. DISCH. (NAP-COTCS) AND PRE-TRIAL INTERVENTION (6)	DISMISSALS AND FINDINGS OF NOT GUILTY OTHER THAN THOSE IN PRIOR COLUMN	COMPLAINTS DISPOSED OF THROUGH VIOLATIONS BUREAU, R-7-7	FINES, COURT COSTS & FORFEITURES OF BAIL ASSESSED (EVEN IF NOT ACTUALLY REC'D.) - TOTAL COURT & VIOL. BUR.	DEFENDANTS SENTENCED TO JAIL	DEFENDANTS PLACED ON PROBATION (7)	N.J. MOTOR VEHICLE LICENSES REVOKED OR SUSPENDED BY THE COURT (8)	SUSPENDED SENTENCES (9)
ESSEX COUNTY															
BELLEVILLE TOWN															
EDWARD J. ABRAMSON															
TRAF	125	0	1,362	0	0	0	463	0	87	1,568	\$ 53,794	1	0	63	9
PARK	16	0	15,490	0	0	0	212	0	75	13,939	\$ 44,409	0	0	0	73
CRIM	147	50	888	158	2	3	347	38	254	0	\$ 47,969	31	90	0	127
TOTAL	288	50	17,740	158	2	3	1,022	38	416	15,507	\$ 175,172	32	90	63	209
BLOOMFIELD TOWN															
CARL STIER															
TRAF	286	0	3,950	0	0	0	1,655	0	176	2,033	\$ 37,629	15	51	125	72
PARK	24	0	28,323	0	0	0	1,753	0	391	23,778	\$ 159,954	4	76	1	361
CRIM	141	86	1,345	243	0	0	785	14	254	0	\$ 53,380	58	74	1	133
TOTAL	451	86	33,618	243	0	0	4,193	14	421	25,811	\$ 307,963	77	201	128	566
CALDWELL BOROUGH															
JOHN W. LEONARD															
TRAF	38	0	317	0	0	0	156	0	25	219	\$ 7,054	0	0	7	2
PARK	11	0	5,266	0	0	0	24	0	83	5,483	\$ 37,768	0	0	0	7
CRIM	28	0	97	10	0	0	53	1	13	0	\$ 2,505	2	6	0	4
TOTAL	77	0	5,680	10	0	0	233	1	121	5,702	\$ 43,327	2	6	7	13
DEAR BROOK TOWNSHIP															
ROBERT A. SCANLON															
TRAF	86	0	2,014	0	0	0	729	0	41	1,462	\$ 45,817	1	2	29	29
PARK	8	0	1,717	0	0	0	45	0	14	1,265	\$ 11,321	0	0	0	9
CRIM	58	0	503	14	1	6	135	5	22	120	\$ 13,009	4	30	3	12
TOTAL	152	0	4,234	14	1	6	909	5	77	2,847	\$ 71,147	5	32	32	50
EAST ORANGE CITY															
MAC A. KAPLAN, PRESIDING, KENNETH H. WILLIAMS & JULIUS FIELD															
TRAF	434	0	9,025	0	0	0	3,672	0	507	3,912	\$ 191,497	29	39	212	97
PARK	120	0	83,897	0	0	0	7,472	0	2,673	44,045	\$ 535,025	19	72	8	235
CRIM	901	380	5,671	1,095	0	39	1,378	27	1,847	206	\$ 35,934	237	164	0	345
TOTAL	1,455	380	98,593	1,095	0	39	12,522	27	5,027	48,163	\$ 923,456	285	275	220	599
ESSEX FELLS BOROUGH															
ARTHUR J. MARTIN JR.															
TRAF	36	0	515	0	0	0	97	0	7	387	\$ 3,198	0	0	10	1
PARK	10	0	212	0	0	0	14	0	4	185	\$ 1,825	0	0	0	0
CRIM	17	0	87	3	0	0	14	12	25	20	\$ 765	0	8	7	0
TOTAL	63	0	814	3	0	0	125	12	36	592	\$ 11,778	0	8	17	1
FAIRFIELD BOROUGH															
SALVATORE F. INTINOLA															
TRAF	141	0	1,637	0	0	0	361	0	64	978	\$ 33,460	1	1	47	2
PARK	16	0	363	0	0	0	42	0	3	324	\$ 3,440	0	0	0	0
CRIM	106	0	319	58	0	28	122	0	37	148	\$ 14,056	4	18	0	29
TOTAL	263	0	2,319	58	0	28	525	0	104	1,450	\$ 50,956	5	19	47	22
GLEN RIDGE BOROUGH															
HAROLD J. BROWN															
TRAF	40	0	982	0	0	0	116	0	34	918	\$ 37,082	2	1	25	11
PARK	2	0	1,718	0	0	0	27	0	71	1,533	\$ 13,935	0	0	0	22
CRIM	34	2	165	15	0	1	32	1	25	121	\$ 3,571	5	9	1	7
TOTAL	76	2	2,865	15	0	1	175	1	80	2,572	\$ 54,588	8	10	27	40
IRVINGTON TOWN															
ALFRED R. KINNEY															
TRAF	208	0	6,846	0	0	0	1,781	0	443	4,369	\$ 134,470	24	11	105	247
PARK	126	0	49,304	0	0	0	5,852	0	1,552	40,721	\$ 354,145	20	10	0	1,240
CRIM	482	56	2,096	254	8	14	600	19	597	0	\$ 53,287	66	171	0	254
TOTAL	816	56	58,246	254	8	14	8,233	19	2,592	45,090	\$ 601,872	110	192	105	1,559
LIVINGSTON TOWNSHIP															
MARTIN J. BEHNER															
TRAF	180	0	2,221	0	0	0	873	0	88	1,775	\$ 51,706	2	0	71	17
PARK	12	0	2,903	0	0	0	75	0	21	2,613	\$ 25,433	0	0	0	75
CRIM	212	10	934	44	3	27	491	5	127	111	\$ 47,985	66	78	0	200
TOTAL	404	10	6,058	44	3	27	1,439	5	236	3,799	\$ 125,124	68	78	71	41

PROCEEDINGS IN THE MUNICIPAL COURTS⁽¹⁾
TRAFFIC CASES (NON-PARKING), PARKING CASES AND CRIMINAL CASES
SEPTEMBER 1, 1976 TO AUGUST 31, 1977

MUNICIPAL COURT AND NAME OF JUDGE	TOTAL HOURS ON BENCH (REPORTED MONTHLY TO NEAREST HOUR) (2)	NOTICES A LIEU OF COMPLAINTS HEARD, R7-9-2. ("INFORMAL COMPLAINTS") (3)	COMPLAINTS FILED	INDICTABLE COMPLAINTS REFERRED TO COUNTY PROSECUTOR (4)	COMPLAINTS REFERRED TO J & DR COURT OR OTHER MUNICIPAL COURT	COMPLAINTS ADJUDICATED IN MUNICIPAL COURT, ON WAIVER OF INDICT. & JURY TRIAL (5)	CONVICTIONS AND GUILTY PLEAS IN OPEN COURT	DISMISSALS AFTER COND. DISCH. (NARCOTICS) AND PRE-TRIAL INTERVENTION (6)	DISMISSALS AND FINDINGS OF NOT GUILTY OTHER THAN THOSE IN PRIOR COLUMN	COMPLAINTS DISPOSED OF THROUGH VIOLATIONS BUREAU, R7-7	FINES, COURT COSTS & FORFEITURES OF BAIL ASSESSED (EVEN IF NOT ACTUALLY REC'D.). TOTAL, COURT & VIOL. BUR.	DEFENDANTS SENTENCED TO JAIL	DEFENDANTS PLACED ON PROBATION (7)	N. J. MOTOR VEHICLE LICENSES REVOKED OR SUSPENDED BY THE COURT (8)	SUSPENDED SENTENCES (9)
ESSEX COUNTY CONTINUED															
MAPLEWOOD TOWNSHIP															
ARF W WASSERMAN															
TRAF	106	0	1,464	0	0	0	580	0	196	715	\$ 39,369	0	0	62	22
PARK	52	0	9,193	0	0	0	482	0	446	7,779	\$ 33,375	0	0	0	80
CRIM	119	12	487	92	1	0	273	16	185	0	\$ 3,686	15	13	0	92
TOTAL	277	12	11,144	92	1	0	1,335	16	827	8,494	\$ 37,430	15	13	62	184
MILLBURN TOWNSHIP															
JAMES C HAGGERTY															
TRAF	129	0	1,721	0	0	0	564	0	193	1,188	\$ 55,604	0	0	19	16
PARK	22	0	11,746	0	0	0	423	0	111	10,168	\$ 47,814	0	0	0	84
CRIM	104	7	483	47	0	0	199	19	69	126	\$ 23,598	7	33	0	8
TOTAL	255	7	13,950	47	0	0	1,186	19	283	11,482	\$ 113,016	7	33	19	108
MONTCLAIR TOWN															
ROBERT A SCANLON															
TRAF	164	0	2,555	0	0	0	995	0	129	1,564	\$ 54,493	0	1	55	7
PARK	12	0	35,082	0	0	0	214	0	1,065	23,047	\$ 159,459	0	0	0	223
CRIM	186	209	1,100	162	0	20	486	24	192	42	\$ 32,172	55	35	0	43
TOTAL	362	209	38,737	162	0	20	1,695	24	1,376	30,653	\$ 255,124	55	36	55	273
JEWEL CITY TOWNSHIP															
RVIN B BOOKER, PRESIDING, AND ANTHONY J FRASCA															
TRAF	0	0	0	0	0	0	0	0	0	0	\$ 0	0	0	0	0
PARK	0	0	0	0	0	0	0	0	0	0	\$ 0	0	0	0	0
CRIM	1,505	0	10,284	9,733	60	853	975	74	1,508	0	\$ 39,678	92	118	0	222
TOTAL	1,505	0	10,284	9,733	60	853	975	74	1,608	0	\$ 33,678	92	118	0	222
NEWARK PART 2 DISORDERLY PERSONS AND MUNICIPAL ORDINANCES															
MARTIN OLIVERAS															
TRAF	0	0	0	0	0	0	0	0	0	0	\$ 0	0	0	0	0
PARK	0	0	0	0	0	0	0	0	0	0	\$ 0	0	0	0	0
CRIM	1,494	0	11,466	9	39	6	3,514	348	3,162	0	\$ 237,227	418	408	0	919
TOTAL	1,494	0	11,466	9	39	6	3,514	348	3,162	0	\$ 237,227	418	408	0	919
NEWARK PART 4 HOUSING ORDINANCES															
ANTHONY H GUFFRINO															
TRAF	0	0	0	0	0	0	0	0	0	0	\$ 0	0	0	0	0
PARK	0	0	0	0	0	0	0	0	0	0	\$ 0	0	0	0	0
CRIM	1,220	0	2,260	0	0	0	1,549	0	828	0	\$ 135,713	0	0	0	0
TOTAL	1,220	0	2,260	0	0	0	1,549	0	828	0	\$ 135,713	0	0	0	0
NEWARK PART 5 FAMILY COURT															
BETTY LESTER															
TRAF	0	0	0	0	0	0	0	0	0	0	\$ 0	0	0	0	0
PARK	0	0	0	0	0	0	0	0	0	0	\$ 0	0	0	0	0
CRIM	1,230	0	2,248	512	106	1	1,288	0	67	0	\$ 23,764	135	131	0	227
TOTAL	1,230	0	2,248	512	106	1	1,288	0	67	0	\$ 23,764	135	131	0	227
NEWARK PART 6 TRAFFIC CASES															
CHESTER A MORRISON & MARTIN OLIVERAS															
TRAF	872	0	34,227	0	3	0	5,833	0	1,655	22,183	\$ 633,996	13	0	204	510
PARK	439	0	205,939	0	2	0	12,459	0	2,711	120,466	\$ 1,751,257	10	0	1	5,530
CRIM	0	0	0	0	0	0	0	0	0	0	\$ 0	0	0	0	0
TOTAL	1,311	0	240,166	0	5	0	18,292	0	4,366	142,649	\$ 2,441,253	23	0	205	6,140
NORTH CALDWELL BOROUGH															
JUSTIN B JOHNSON JR															
TRAF	48	0	413	0	0	0	110	0	26	265	\$ 9,924	1	1	11	3
PARK	4	0	83	0	0	0	5	0	4	62	\$ 565	0	0	0	0
CRIM	44	1	123	40	0	0	29	2	21	12	\$ 1,130	5	5	0	6
TOTAL	96	1	619	40	0	0	144	2	51	339	\$ 13,619	6	6	11	12
NUTLEY TOWN															
ROBERT J CITRINO, JR															
TRAF	102	0	2,378	0	0	0	631	0	154	1,428	\$ 32,732	4	7	13	26
PARK	13	0	16,199	0	0	0	123	0	258	14,404	\$ 55,657	0	0	0	60
CRIM	118	7	693	47	0	14	299	18	209	32	\$ 25,370	11	69	1	98
TOTAL	233	7	19,270	47	0	14	1,053	18	621	15,864	\$ 153,759	15	75	11	193

PROCEEDINGS IN THE MUNICIPAL COURTS ⁽¹⁾
TRAFFIC CASES (NON-PARKING), PARKING CASES AND CRIMINAL CASES
SEPTEMBER 1, 1976 TO AUGUST 31, 1977

MUNICIPAL COURT AND NAME OF JUDGE	TOTAL HOURS ON BENCH REPORTED MONTHLY TO NEAREST HOUR (2)	NOTICES IN LIEU OF COMPLAINTS HEARD R.7-32, ("INFORMAL COMPLAINTS") (3)	COMPLAINTS FILED	INDICTABLE COMPLAINTS REFERRED TO COUNTY PROSECUTOR (4)	COMPLAINTS REFERRED TO J & DR COURT OR OTHER MUNICIPAL COURT	COMPLAINTS ADJUDICATED IN MUNIC. CT., ON WAIVER OF INDICT. & JURY TRIAL (5)	CONVICTIONS AND GUILTY PLEAS IN OPEN COURT	DISMISSALS AFTER COND. DISCH. (NARCOTICS) AND PRE-TRIAL INTERVENTION (6)	DISMISSALS AND FINDINGS OF NOT GUILTY OTHER THAN THOSE IN PRIOR COLUMN	COMPLAINTS DISPOSED OF THROUGH VIOLATIONS BUREAU, R.7-7	FINES, COURT COSTS & FORFEITURES OF BAIL ASSESSED (EVEN IF NOT ACTUALLY REC'D.), TOTAL COURT & VIOL. BUR.	DEFENDANTS SENTENCED TO JAIL	DEFENDANTS PLACED ON PROBATION (7)	N.J. MOTOR VEHICLE LICENSES REVOKED OR SUSPENDED BY THE COURT (8)	SUSPENDED SENTENCES (9)
ESSEX COUNTY CONTINUED															
ORANGE CITY FRANK A. LA MORTE	TRAF 198 PARK 24 CRIM 500 TOTAL 722	0 0 620 620	1,268 32,327 1,958 35,553	0 0 627 627	0 0 1 1	0 0 0 0	379 510 485 1,374	0 0 0 0	184 774 324 1,282	1,190 \$ 21,617 \$ 0 \$ 22,807 \$	31,793 \$ 137,092 \$ 25,506 \$ 253,301 \$	0 0 78 78	0 0 60 60	35 3 3 36	14 278 167 459
ROSELAND BOROUGH ALPH. G. CONTE	TRAF 89 PARK 2 CRIM 19 TOTAL 110	0 0 1 1	681 148 65 894	0 0 25 25	0 0 0 0	0 0 0 0	294 5 21 320	0 0 0 0	28 10 14 52	532 \$ 130 \$ 12 \$ 674 \$	23,492 \$ 1,290 \$ 1,740 \$ 31,527 \$	1 0 1 2	0 0 1 1	13 2 2 13	1 1 2 4
SOUTH ORANGE VILLAGE HERRBERT D'AMICO	TRAF 73 PARK 44 CRIM 170 TOTAL 287	0 0 9 9	919 12,743 460 14,122	0 0 54 54	0 0 0 0	0 0 3 3	287 715 212 1,214	0 0 1 1	80 218 106 404	571 \$ 12,047 \$ 7 \$ 12,625 \$	31,652 \$ 57,790 \$ 13,130 \$ 99,572 \$	0 0 10 10	0 0 14 14	21 2 2 25	7 8 25 40
FRONT BOROUGH GEORGE T. SAWYERS	TRAF 138 PARK 12 CRIM 63 TOTAL 213	0 0 3 3	1,715 3,212 325 5,252	0 0 25 25	0 0 0 0	0 0 1 1	548 59 111 718	0 0 2 2	178 107 116 401	995 \$ 2,884 \$ 64 \$ 3,943 \$	31,919 \$ 15,824 \$ 5,791 \$ 54,534 \$	1 0 0 6	2 1 7 10	14 2 3 14	5 16 21 42
WEST CALDWELL BOROUGH DAVID W. WETHERINGTON	TRAF 137 PARK 9 CRIM 80 TOTAL 226	0 0 5 5	1,309 622 306 2,237	0 0 48 48	0 0 0 0	0 0 0 0	243 7 126 376	0 0 2 2	74 10 93 177	1,016 \$ 580 \$ 44 \$ 1,640 \$	32,108 \$ 3,233 \$ 17,842 \$ 53,183 \$	1 0 7 8	0 0 12 12	33 2 2 33	2 2 22 22
WEST ORANGE TOWN HOWARD F. SKARRNIK	TRAF 124 PARK 22 CRIM 431 TOTAL 577	0 0 0 0	2,146 6,509 1,032 9,687	0 0 165 165	0 0 0 0	0 0 3 3	383 49 479 911	0 0 7 7	132 84 302 518	1,566 \$ 5,702 \$ 25 \$ 5,593 \$	33,783 \$ 43,559 \$ 25,924 \$ 103,266 \$	5 0 40 45	7 2 89 96	45 2 1 45	11 9 47 67
ESSEX COUNTY TOTALS															
TRAF 3,754 PARK 1,000 CRIM 9,409 TOTAL 14,163	0 0 1,458 1,458	79,665 522,796 45,395 647,856	0 0 13,480 13,480	3 2 221 226	0 0 1,019 1,019	20,750 30,567 14,003 65,320	0 0 535 535	4,411 10,635 10,487 25,533	57,134 \$ 359,072 \$ 1,090 \$ 409,296 \$	1,837,562 \$ 3,624,280 \$ 933,707 \$ 5,331,544 \$	100 53 1,354 1,507	123 159 1,643 1,925	1,220 10 5 1,235	1,112 5,192 2,778 17,982	
GLOUCESTER COUNTY															
CLAYTON BOROUGH ALEX. C. ALAMPT	TRAF 72 PARK 0 CRIM 41 TOTAL 113	0 0 6 6	1,158 55 161 1,374	0 0 31 31	0 0 0 0	0 0 0 0	506 4 97 607	0 0 32 32	50 3 26 79	522 \$ 78 \$ 0 \$ 600 \$	33,471 \$ 740 \$ 5,775 \$ 45,986 \$	0 0 0 0	1 0 2 3	90 2 2 90	10 0 2 12
DEPTFORD TOWNSHIP ALVIN G. SHPEEN	TRAF 139 PARK 5 CRIM 166 TOTAL 310	0 0 8 8	3,313 1,672 1,248 6,233	0 0 325 325	0 0 0 0	0 0 0 0	877 58 379 1,314	0 0 63 63	313 26 631 970	1,966 \$ 1,984 \$ 0 \$ 3,050 \$	32,550 \$ 12,509 \$ 23,555 \$ 113,614 \$	15 0 11 26	0 0 44 44	121 2 3 121	0 0 44 44
EAST GREENWICH TOWNSHIP ALVIN G. SHPEEN	TRAF 29 PARK 0 CRIM 19 TOTAL 49	0 0 0 0	2,000 0 78 2,078	0 0 26 26	0 0 0 0	0 0 0 0	254 0 12 266	0 0 4 4	55 0 24 79	1,736 \$ 0 \$ 0 \$ 1,736 \$	55,649 \$ 0 \$ 1,675 \$ 47,324 \$	0 0 1 1	0 0 3 3	12 2 2 12	7 0 2 9

PROCEEDINGS IN THE MUNICIPAL COURTS ⁽¹⁾
TRAFFIC CASES (NON-PARKING), PARKING CASES AND CRIMINAL CASES
SEPTEMBER 1, 1976 TO AUGUST 31, 1977

MUNICIPAL COURT AND NAME OF JUDGE	TOTAL HOURS ON BENCH (REPORTED MONTHLY TO NEAREST HOUR) (2)	NOTICES IN LIEU OF COMPLAINTS HEARD, R-32, ("INFORMAL COMPLAINTS") (3)	COMPLAINTS FILED	INDICTABLE COMPLAINTS REFERRED TO COUNTY PROSECUTOR (4)	COMPLAINTS REFERRED TO J & DR COURT OR OTHER MUNICIPAL COURT	COMPLAINTS ADJUDICATED IN MUNIC. CT. ON WAIVER OF INDICT. & JURY TRIAL (5)	CONVICTIONS AND GUILTY PLEAS IN OPEN COURT	DISMISSALS AFTER COND. DISCH. (NARCOTICS) AND PRE-TRIAL INTERVENTION (6)	DISMISSALS AND FINDINGS OF NOT GUILTY OTHER THAN THOSE IN PRIOR COLUMN	COMPLAINTS DISPOSED OF THROUGH VIOLATIONS BUREAU, R-77	FINES, COURT COSTS & FORFEITURES OF BAIL ASSESSED (EVEN IF NOT ACTUALLY REC'D.) - TOTAL, COURT & VIOL. BUR.	DEFENDANTS SENTENCED TO JAIL	DEFENDANTS PLACED ON PROBATION (7)	N. J. MOTOR VEHICLE LICENSES REVOKED OR SUSPENDED BY THE COURT (8)	SUSPENDED SENTENCES (9)
GLoucester County CONTINUED															
ELK TOWNSHIP JOSEPH MENNITE															
TRAF	30	0	771	0	0	0	207	0	24	498	\$ 15,536	3	0	7	4
PARK	0	0	0	0	0	0	0	0	0	0	0	0	0	0	0
CRIM	15	0	71	23	0	3	13	2	18	0	520	0	0	0	0
TOTAL	45	0	842	23	0	3	220	2	42	498	15,056	3	0	7	4
FRANKLIN TOWNSHIP ROBERT E. FRANCIS															
TRAF	213	0	4,206	0	0	0	1,191	0	256	2,225	\$ 111,216	7	16	210	291
PARK	0	0	0	0	0	0	0	0	0	0	0	0	0	0	0
CRIM	90	5	566	202	1	0	89	6	106	0	5,743	1	5	0	17
TOTAL	303	5	4,772	202	1	0	1,280	6	362	2,225	117,959	8	21	210	308
GLASSBORO BOROUGH JOSEPH F. DOYLE															
TRAF	86	0	1,417	0	0	0	470	0	160	532	\$ 35,074	2	0	55	75
PARK	0	0	2,461	0	0	0	7	0	58	2,095	3,932	0	0	0	1
CRIM	71	5	825	179	1	0	246	16	209	1	13,146	10	14	0	40
TOTAL	157	5	4,703	179	1	0	723	16	427	2,628	53,152	12	14	55	117
GREENWICH TOWNSHIP HENRY P. STOKINSKI															
TRAF	64	0	405	0	0	0	157	0	31	183	\$ 12,310	0	0	18	2
PARK	2	0	87	0	0	0	0	0	5	32	203	0	0	0	0
CRIM	26	0	143	17	0	0	60	4	25	4	2,713	2	4	1	10
TOTAL	92	0	635	17	0	0	217	4	61	219	15,226	2	4	19	12
HARRISON AND SOUTH HARRISON TOWNSHIP GLENN W. KENDLER															
TRAF	32	0	1,453	0	0	0	228	0	82	918	\$ 24,258	2	0	12	12
PARK	0	0	18	0	0	0	1	0	2	17	190	0	0	0	0
CRIM	21	0	122	36	0	5	29	5	31	32	5,480	4	6	0	7
TOTAL	53	0	1,593	36	0	5	258	5	115	967	29,928	6	6	12	19
LOGAN TOWNSHIP GLENN W. KENDLER															
TRAF	48	0	2,358	0	0	0	377	0	97	1,617	\$ 51,097	3	0	15	14
PARK	1	0	9	0	0	0	0	0	1	7	75	0	0	0	0
CRIM	24	0	147	55	1	0	55	0	33	41	7,731	2	3	0	2
TOTAL	73	0	2,514	55	1	0	432	0	131	1,665	53,903	5	3	15	16
MANTON TOWNSHIP JOSEPH F. DOYLE															
TRAF	81	0	960	0	0	0	339	0	92	498	\$ 22,292	2	0	23	2
PARK	0	0	146	0	0	0	5	0	2	125	582	0	0	0	0
CRIM	84	0	548	66	7	0	239	0	164	0	21,077	1	18	1	2
TOTAL	165	0	1,654	66	7	0	583	0	258	623	43,951	3	18	24	4
MONROE TOWNSHIP NICHOLAS A. LACTOVSARA															
TRAF	98	0	3,177	0	0	0	768	0	421	1,739	\$ 54,772	2	0	93	124
PARK	0	0	125	0	0	0	1	0	12	107	416	0	0	0	0
CRIM	89	56	704	261	0	0	212	14	160	30	5,475	7	5	0	42
TOTAL	187	56	4,006	261	0	0	981	14	593	1,876	71,663	9	5	93	146
NEWFIELD BOROUGH JOSEPH MENNITE															
TRAF	6	0	151	0	4	0	53	0	21	71	\$ 3,273	0	0	3	1
PARK	0	0	0	0	0	0	0	0	1	1	20	0	0	0	0
CRIM	15	0	42	10	0	2	15	0	39	2	975	1	0	0	0
TOTAL	21	0	193	10	4	2	68	0	61	74	4,268	1	0	3	1
PAULSBORO BOROUGH JOSEPH MENNITE															
TRAF	29	0	469	0	1	0	208	0	70	152	\$ 13,368	0	0	19	3
PARK	11	0	381	0	0	0	12	0	31	270	2,075	0	0	0	0
CRIM	66	1	444	119	4	0	136	35	100	0	5,615	6	1	0	0
TOTAL	106	1	1,294	119	5	0	356	35	201	422	19,058	6	1	19	3

PROCEEDINGS IN THE MUNICIPAL COURTS ⁽¹⁾
TRAFFIC CASES (NON-PARKING), PARKING CASES AND CRIMINAL CASES
SEPTEMBER 1, 1976 TO AUGUST 31, 1977

MUNICIPAL COURT AND NAME OF JUDGE	TOTAL HOURS ON BENCH (REPORTED MONTHLY TO NEAREST HOUR) (2)	NOTICES IN LIEU OF COMPLAINTS HEARD, R7-9-2. ("INFORMAL COMPLAINTS") (3)	COMPLAINTS FILED	INDICTABLE COMPLAINTS REFERRED TO COUNTY PROSECUTOR (4)	COMPLAINTS REFERRED TO J & DR COURT OR OTHER MUNICIPAL COURT	COMPLAINTS ADJUDICATED IN MUNIC. CT., ON WAIVER OF INDICT. & JURY TRIAL (5)	CONVICTIONS AND GUILTY PLEAS IN OPEN COURT	DISMISSALS AFTER COND. DISCH. (NARCOTICS) AND PRE-TRIAL INTERVENTION (6)	DISMISSALS AND FINDINGS OF NOT GUILTY OTHER THAN THOSE IN PRIOR COLUMN	COMPLAINTS DISPOSED OF THROUGH VIOLATIONS BUREAU, R7-7	FINES, COURT COSTS & FORFEITURES OF BAIL ASSESSED (EVEN IF NOT ACTUALLY RECD.). TOTAL, COURT & VIOL. BUR.	DEFENDANTS SENTENCED TO JAIL	DEFENDANTS PLACED ON PROBATION (7)	N. J. MOTOR VEHICLE LICENSES REVOKED OR SUSPENDED BY THE COURT (8)	SUSPENDED SENTENCES (9)
GLOUCESTER COUNTY CONTINUED															
PITMAN BOROUGH															
ALVIN G SHEPHERD															
TRAF	40	0	842	0	0	0	287	0	81	378	\$ 19,830	4	0	28	1
PARK	0	0	1,505	0	0	0	24	0	60	1,367	\$ 4,481	0	0	0	0
CRIM	29	0	241	51	0	0	77	16	74	3	\$ 3,080	2	7	0	4
TOTAL	69	0	2,588	51	0	0	388	16	215	1,748	\$ 23,391	6	7	28	5
SWENESBORO BOROUGH															
JOHN S HOLSTON JR															
TRAF	12	0	152	0	0	0	64	0	16	48	\$ 3,979	1	2	10	2
PARK	0	0	146	0	0	0	11	0	6	98	\$ 640	0	0	0	1
CRIM	20	0	122	10	0	1	43	2	48	3	\$ 2,902	9	2	0	3
TOTAL	32	0	420	10	0	1	118	2	70	149	\$ 7,121	10	4	10	6
WASHINGTON TOWNSHIP															
JOHN E WALLACE JR															
TRAF	152	0	2,613	0	0	0	854	0	236	1,672	\$ 53,725	2	0	90	151
PARK	0	0	250	0	0	0	3	0	1	172	\$ 1,365	0	0	0	0
CRIM	68	15	672	174	10	3	174	179	55	1	\$ 13,931	2	7	0	27
TOTAL	220	15	3,535	174	10	3	1,031	179	292	1,845	\$ 31,021	4	7	90	171
WENONAH BOROUGH															
JOSEPH F BOYLE															
TRAF	35	0	602	0	0	0	197	0	26	387	\$ 12,542	2	0	12	27
PARK	0	0	12	0	0	0	0	0	1	12	\$ 130	0	0	0	0
CRIM	12	0	58	12	0	3	21	0	8	0	\$ 630	0	3	0	0
TOTAL	47	0	672	12	0	3	218	0	35	399	\$ 13,302	2	3	12	27
WEST DEPTFORD TWP NATIONAL PARK BOROUGH															
JOSEPH F BOYLE															
TRAF	104	0	2,265	0	0	0	427	0	125	1,132	\$ 33,487	0	0	38	0
PARK	2	0	201	0	0	0	1	0	9	201	\$ 2,950	0	0	0	0
CRIM	92	0	527	55	3	2	133	0	118	0	\$ 7,428	1	15	0	0
TOTAL	188	0	2,993	55	3	2	561	0	252	1,333	\$ 43,865	1	15	38	0
WESTVILLE BOROUGH															
LENN W KINDEL															
TRAF	51	0	642	0	0	0	264	0	65	313	\$ 13,913	1	0	27	9
PARK	4	0	90	0	0	0	23	0	8	59	\$ 361	0	0	0	2
CRIM	29	0	117	40	0	0	45	5	27	0	\$ 2,830	9	0	0	15
TOTAL	84	0	849	40	0	0	332	5	100	372	\$ 22,104	10	0	27	26
WOODBRIDGE CITY															
JOHN S HOLSTON JR															
TRAF	93	0	1,534	0	0	0	550	0	201	597	\$ 34,685	0	0	70	10
PARK	26	0	5,576	0	0	0	216	0	115	4,743	\$ 25,325	0	0	0	0
CRIM	119	0	1,079	249	0	1	180	14	277	37	\$ 14,627	23	14	0	28
TOTAL	237	0	8,189	249	0	1	946	14	593	5,377	\$ 75,637	23	14	70	40
WOODBRIDGE HEIGHTS BOROUGH															
FRANK R STANSKI															
TRAF	26	0	442	0	1	0	187	0	45	176	\$ 12,472	2	0	21	5
PARK	1	0	141	0	0	0	25	0	11	95	\$ 1,310	0	0	0	1
CRIM	23	1	104	9	1	0	29	0	72	0	\$ 3,815	3	4	0	10
TOTAL	50	1	687	9	2	0	241	0	128	271	\$ 17,597	5	4	21	16
WOOLRICH TOWNSHIP															
JOHN S HOLSTON JR															
TRAF	15	0	339	0	0	0	99	0	13	170	\$ 9,889	0	0	8	2
PARK	3	0	12	0	0	0	1	0	1	7	\$ 100	0	0	0	0
CRIM	19	0	70	17	0	0	13	8	32	7	\$ 2,025	0	8	0	0
TOTAL	25	0	421	17	0	0	113	8	46	184	\$ 11,014	0	8	8	2
GLOUCESTER COUNTY TOTALS															
TRAF	1,455	0	31,269	0	6	0	8,564	0	2,480	17,530	\$ 735,288	43	19	968	725
PARK	52	0	12,887	0	0	0	392	0	353	10,570	\$ 54,504	0	0	0	0
CRIM	1,119	97	8,089	1,967	28	20	2,297	405	2,277	161	\$ 157,349	95	165	4	250
TOTAL	2,625	97	52,245	1,967	34	20	11,253	405	5,110	28,261	\$ 953,140	138	184	972	975

PROCEEDINGS IN THE MUNICIPAL COURTS ⁽¹⁾
TRAFFIC CASES (NON-PARKING), PARKING CASES AND CRIMINAL CASES
SEPTEMBER 1, 1976 TO AUGUST 31, 1977

MUNICIPAL COURT AND NAME OF JUDGE	TOTAL HOURS ON BENCH (REPORTED MONTHLY TO NEAREST HOUR) (2)	NOTICES IN LIEU OF COMPLAINTS HEARD R.7-2. ("INFORMAL COMPLAINTS") (3)	COMPLAINTS FILED	INDICTABLE COMPLAINTS REFERRED TO COUNTY PROSECUTOR (4)	COMPLAINTS REFERRED TO J & DR COURT OR OTHER MUNICIPAL COURT	COMPLAINTS ADJUDICATED IN MUNIC. CT. ON WAIVER OF INDICT. & JURY TRIAL (5)	CONVICTIONS AND GUILTY PLEAS IN OPEN COURT	DISMISSALS AFTER COND. DISCH. (MARTINIS) AND PRE-TRIAL INTERVENTION (6)	DISMISSALS AND FINDINGS OF NOT GUILTY OTHER THAN THOSE IN PRIOR COLUMN	COMPLAINTS DISPOSED OF THROUGH VIOLATIONS BUREAU R:7-7	FINES, COURT COSTS & FORFEITURES OF BAIL ASSESSED (EVEN IF NOT ACTUALLY REC'D.). TOTAL, COURT & VIOL. BUR.	DEFENDANTS SENTENCED TO JAIL	DEFENDANTS PLACED ON PROBATION (7)	N. J. MOTOR VEHICLE LICENSES REVOKED OR SUSPENDED BY THE COURT (8)	SUSPENDED SENTENCES (9)
HUNTSVILLE COUNTY															
BAYONNE CITY															
TRAF	72	0	3,738	0	3	0	629	0	311	2,605	\$ 75,167	7	0	55	67
PARK	36	0	33,808	0	0	0	1,121	0	934	27,090	\$ 253,434	0	0	0	459
CRIM	580	166	2,387	239	64	0	856	72	1,772	0	\$ 33,007	94	80	1	191
TOTAL	688	166	39,933	239	67	0	2,606	72	3,017	29,695	\$ 359,608	101	80	65	717
EAST NEWARK CITY															
TRAF	28	0	45	0	0	0	36	0	12	6	\$ 1,330	0	0	0	0
PARK	47	0	2,720	0	2	0	108	0	159	2,434	\$ 17,682	0	0	0	0
CRIM	78	7	157	12	23	3	38	0	70	0	\$ 1,772	6	6	0	11
TOTAL	153	7	2,922	12	25	3	182	0	241	2,440	\$ 21,784	6	6	0	11
GUTTENBERG TOWN															
TRAF	29	0	145	0	0	0	137	0	20	0	\$ 3,675	0	0	0	4
PARK	23	0	4,756	0	0	0	160	0	33	3,523	\$ 27,846	0	0	0	22
CRIM	66	9	108	16	0	0	123	9	32	0	\$ 4,115	15	15	0	19
TOTAL	118	9	5,009	16	0	0	420	9	85	3,523	\$ 35,646	15	15	0	44
HARRISON TOWN															
TRAF	74	0	969	0	0	0	219	0	42	550	\$ 19,711	1	0	14	0
PARK	16	0	15,400	0	0	0	124	0	467	12,049	\$ 50,001	0	0	0	0
CRIM	120	29	545	42	2	0	229	24	237	0	\$ 13,775	39	6	0	21
TOTAL	210	29	16,914	42	2	0	572	24	746	12,599	\$ 73,487	40	6	14	21
HOBBOKEN CITY															
TRAF	214	0	2,302	0	2	0	825	0	119	757	\$ 43,199	9	0	63	4
PARK	94	0	62,117	0	0	0	441	0	493	24,068	\$ 31,963	1	0	0	557
CRIM	613	271	1,922	369	4	170	572	85	593	0	\$ 31,106	171	89	0	124
TOTAL	923	271	66,341	369	6	170	1,838	85	1,205	24,825	\$ 171,268	181	89	63	685
JERSEY CITY PART 1 NON TRAFFIC CASES															
TRAF	0	0	0	0	0	0	0	0	0	0	\$ 0	0	0	0	0
PARK	0	0	0	0	2	0	0	0	0	0	\$ 0	0	0	0	0
CRIM	1,014	0	5,646	2,979	43	2	69	142	588	0	\$ 1,520	11	9	0	13
TOTAL	1,014	0	5,646	2,979	45	2	69	142	588	0	\$ 1,520	11	9	0	13
JERSEY CITY PART 2 NON TRAFFIC CASES															
TRAF	0	0	0	0	0	0	0	0	0	0	\$ 0	0	0	0	0
PARK	0	0	0	0	0	0	0	0	0	0	\$ 0	0	0	0	0
CRIM	2,329	1,469	6,927	0	42	0	3,168	335	2,927	0	\$ 133,533	312	401	0	364
TOTAL	2,329	1,469	6,927	0	42	0	3,168	335	2,927	0	\$ 133,533	312	401	0	364
JERSEY CITY PART 3 TRAFFIC CASES ONLY															
TRAF	669	0	26,669	0	0	0	5,438	0	2,145	12,569	\$ 415,427	50	0	0	255
PARK	53	0	272,252	0	0	0	3,891	0	2,927	147,652	\$ 1,453,288	0	0	0	2,801
CRIM	0	0	0	0	0	0	0	0	0	0	\$ 0	0	0	0	0
TOTAL	722	0	298,921	0	0	0	9,329	0	5,072	160,221	\$ 1,873,715	50	0	0	3,056
KEARNY TOWN															
TRAF	30	0	2,568	0	0	0	608	0	110	2,506	\$ 34,545	1	0	58	0
PARK	23	0	30,691	0	0	0	848	0	15	27,426	\$ 131,134	0	0	0	0
CRIM	208	3	4,288	131	1	0	811	31	648	16	\$ 59,731	196	42	0	41
TOTAL	261	3	37,547	131	1	0	2,267	31	773	29,948	\$ 254,410	197	42	68	41
NORTH BERGEN TOWNSHIP															
TRAF	62	0	964	0	0	0	282	0	129	384	\$ 20,525	1	0	3	2
PARK	62	0	17,874	0	0	0	249	0	786	10,500	\$ 72,129	0	0	0	110
CRIM	239	98	1,497	140	8	0	520	46	522	1	\$ 55,475	31	40	1	71
TOTAL	359	98	20,335	140	8	0	1,051	46	1,437	10,885	\$ 149,099	32	40	4	183

PROCEEDINGS IN THE MUNICIPAL COURTS⁽¹⁾
TRAFFIC CASES (NON-PARKING), PARKING CASES AND CRIMINAL CASES
SEPTEMBER 1, 1976 TO AUGUST 31, 1977

MUNICIPAL COURT AND NAME OF JUDGE	TOTAL HOURS ON BENCH (REPORTED MONTHLY TO NEAREST HOUR) (2)	NOTICES IN LIEU OF COMPLAINTS HEARD, R.7-2 ("INFORMAL COMPLAINTS") (3)	COMPLAINTS FILED	INDICTABLE COMPLAINTS REFERRED TO COUNTY PROSECUTOR (4)	COMPLAINTS REFERRED TO J & DR COURT OR OTHER MUNICIPAL COURT	COMPLAINTS ADJUDICATED IN MUNIC. CT., ON WAIVER OF INDICT. & JURY TRIAL (5)	CONVICTIONS AND GUILTY PLEAS IN OPEN COURT	DISMISSALS AFTER COND. DISCH. (PARCOTICS) AND PRE-TRIAL INTERVENTION (6)	DISMISSALS AND FINDINGS OF NOT GUILTY OTHER THAN THOSE IN PRIOR COLUMN	COMPLAINTS DISPOSED OF THROUGH VIOLATIONS BUREAU, R.7-7	FINES, COURT COSTS & FORFEITURES OF BAIL ASSESSED (EVEN IF NOT ACTUALLY REC'D.), TOTAL, COURT & VIOL. BUR.	DEFENDANTS SENTENCED TO JAIL	DEFENDANTS PLACED ON PROBATION (7)	N. J. MOTOR VEHICLE LICENSES REVOKED OR SUSPENDED BY THE COURT (8)	SUSPENDED SENTENCES (9)
HUDSON COUNTY CONTINUED															
SECAUCUS TOWN JUDGE P. DOYLE															
TRAF	102	0	2,517	0	0	0	279	0	51	2,990	\$ 57,844	1	0	44	7
PARK	41	0	3,784	0	0	0	19	0	17	3,214	\$ 25,237	0	0	0	8
CRIM	173	7	539	83	0	0	107	32	115	0	\$ 5,624	9	4	0	13
TOTAL	316	7	6,840	83	0	0	405	32	183	5,304	\$ 91,705	10	4	44	28
UNION CITY JUDGE RICHARD F. TIMEONE															
TRAF	198	0	2,263	0	0	0	1,581	0	242	118	\$ 33,743	3	0	74	1
PARK	90	0	109,424	0	0	0	333	0	953	73,752	\$ 255,492	0	0	0	0
CRIM	550	347	1,461	423	0	0	380	19	497	0	\$ 13,682	73	47	7	64
TOTAL	838	347	113,148	423	0	0	2,294	19	1,592	73,870	\$ 317,917	76	47	77	65
WEEHAWKEN TOWNSHIP JUDGE THOMAS W. VENINO															
TRAF	315	0	3,751	0	2	0	3,238	0	204	0	\$ 115,570	2	0	91	17
PARK	19	0	3,836	0	0	0	72	0	74	2,738	\$ 21,107	0	0	0	0
CRIM	95	8	243	25	1	0	81	9	119	0	\$ 7,345	12	9	0	20
TOTAL	429	8	7,830	25	3	0	3,391	9	397	2,738	\$ 145,022	14	9	91	37
WEST NEW YORK TOWN JUDGE RICHARD V. ANASTASI															
TRAF	66	0	1,582	0	0	0	444	0	69	523	\$ 37,786	0	0	20	11
PARK	46	0	59,493	0	0	0	244	0	147	45,128	\$ 151,207	0	0	0	41
CRIM	269	34	901	100	0	0	139	37	160	0	\$ 13,570	65	45	0	50
TOTAL	381	34	61,976	100	0	0	827	37	376	45,651	\$ 222,563	65	45	20	122
HUDSON COUNTY DISTRICT COURT JUDGE JOHN J. MC COLE PRESIDING															
TRAF	415	0	5,341	0	0	0	2,137	7	426	2,543	\$ 112,490	7	0	92	135
PARK	36	0	39,639	0	0	0	601	0	369	24,351	\$ 259,031	0	0	0	301
CRIM	11	0	24	0	0	0	0	1	3	0	\$ 25	0	0	0	0
TOTAL	462	0	45,004	0	0	0	2,738	1	798	24,894	\$ 391,546	7	0	92	517
HUDSON COUNTY TOTALS															
TRAF	2,274	0	52,854	0	7	0	15,853	0	3,880	24,651	\$ 1,733,012	82	0	544	504
PARK	588	0	655,794	0	4	0	8,211	0	7,374	403,925	\$ 2,804,551	1	0	0	4,399
CRIM	6,341	2,448	26,645	4,559	188	175	7,093	842	8,283	17	\$ 423,240	1,034	793	4	1,591
TOTAL	9,203	2,448	735,293	4,559	199	175	31,157	842	19,537	428,593	\$ 4,272,803	1,117	793	548	5,504
HUNTERDON COUNTY															
ALEXANDRIA AND JEFFREY M. HOLLAND TOWNSHIP FRENCHTOWN AND MILFORD BOROUGHS JUDGE MARTIN ACTING															
TRAF	54	0	1,234	0	0	0	460	0	52	615	\$ 33,297	4	0	48	1
PARK	11	0	251	0	0	0	10	0	17	228	\$ 1,639	0	0	0	0
CRIM	51	0	367	140	0	0	168	2	50	7	\$ 14,056	7	0	0	2
TOTAL	116	0	1,852	140	0	0	638	2	119	845	\$ 49,902	11	0	48	3
BETHLEHEM TOWNSHIP JUDGE EDWARD M. HOGAN															
TRAF	12	0	388	0	1	0	37	0	5	235	\$ 5,555	0	0	0	0
PARK	1	0	1	0	0	0	2	0	0	0	\$ 10	0	0	0	0
CRIM	9	2	42	16	2	0	10	1	1	2	\$ 275	0	0	0	0
TOTAL	22	2	431	16	3	0	49	1	6	237	\$ 5,850	0	0	0	0
EAST AMWELL WEST AMWELL AND DELAWARE TOWNSHIP JUDGE JEFFREY M. MARTIN ACTING															
TRAF	118	0	2,075	0	0	0	287	0	80	1,424	\$ 34,823	0	0	15	0
PARK	0	0	0	0	0	0	0	0	0	0	\$ 0	0	0	0	0
CRIM	26	0	90	15	0	0	64	0	12	0	\$ 5,960	0	0	0	0
TOTAL	144	0	2,165	15	0	0	351	0	92	1,424	\$ 42,783	0	0	15	0
FLEMINGTON BORO AND PARTAN TWP JUDGE JOHN E. WEINHOFFER															
TRAF	116	0	2,238	0	3	0	571	0	137	1,185	\$ 52,364	4	2	89	0
PARK	12	0	828	0	0	0	35	0	23	689	\$ 3,476	0	0	0	0
CRIM	70	0	436	180	1	1	102	16	78	3	\$ 4,015	31	30	0	27
TOTAL	198	0	3,502	180	4	1	708	16	238	1,877	\$ 73,855	35	32	89	27

PROCEEDINGS IN THE MUNICIPAL COURTS ⁽¹⁾
TRAFFIC CASES (NON-PARKING), PARKING CASES AND CRIMINAL CASES
SEPTEMBER 1, 1976 TO AUGUST 31, 1977

MUNICIPAL COURT AND NAME OF JUDGE	TOTAL HOURS ON BENCH (REPORTED MONTHLY TO NEAREST HOUR) (2)	NOTICES IN LIEU OF COMPLAINTS HEARD, R.7-2. ("INFORMAL COMPLAINTS") (3)	COMPLAINTS FILED	INDICTABLE COMPLAINTS REFERRED TO COUNTY PROSECUTOR (4)	COMPLAINTS REFERRED TO J & DR COURT OR OTHER MUNICIPAL COURT	COMPLAINTS ADJUDICATED IN MUNICIPAL COURT ON WAIVER OF INDICT. & JURY TRIAL (5)	CONVICTIONS AND GUILTY PLEAS IN OPEN COURT	DISMISSALS AFTER COND. DISCH. (NARCOTICS) AND PRE-TRIAL INTERVENTION (6)	DISMISSALS AND FINDINGS OF NOT GUILTY OTHER THAN THOSE IN PRIOR COLUMN	COMPLAINTS DISPOSED OF THROUGH VIOLATIONS BUREAU, R:7-7	FINES, COURT COSTS & FORFEITURES OF BAIL ASSESSED (EVENT IF NOT ACTUALLY REC'D.) TOTAL, COURT & VIOL. BUR.	DEFENDANTS SENTENCED TO JAIL	DEFENDANTS PLACED ON PROBATION (7)	N. J. MOTOR VEHICLE LICENSES REVOKED OR SUSPENDED BY THE COURT (8)	SUSPENDED SENTENCES (9)
HUNTERDON COUNTY CONTINUED															
HIGH BRIDGE BOROUGH JEFFREY M. MARTIN	TRAF 16 PARK 2 CRIM 11 TOTAL 29	0 0 0 0	421 20 55 496	0 0 4 4	0 0 0 0	0 0 0 0	101 2 30 133	0 0 0 0	7 0 12 19	313 18 9 340	\$ 17,458 235 1,855 12,548	0 0 0 2	0 0 0 0	9 0 0 8	2 0 2 4
KINGWOOD TOWNSHIP JEFFREY M. MARTIN	TRAF 35 PARK 0 CRIM 25 TOTAL 60	0 0 0 0	637 3 156 796	0 0 98 98	0 0 0 0	0 0 0 0	188 0 27 215	0 0 0 0	27 0 42 69	369 2 0 371	\$ 27,489 20 2,597 23,079	3 0 0 3	0 0 0 0	35 0 0 35	1 0 2 3
LAMERTVILLE CITY DAVID J. SCHROTH	TRAF 13 PARK 9 CRIM 11 TOTAL 32	0 0 8 8	191 2,682 141 3,014	0 0 24 24	0 0 0 0	0 0 0 0	100 2 34 136	0 0 0 0	16 36 27 79	56 2,283 4 2,343	\$ 5,282 11,229 5,830 23,341	1 0 7 8	1 0 5 6	9 0 0 9	0 8 1 9
NORTH HUNTERDON INTERMUNICIPAL COURT DUGLAS ORR ACTING															
TRAF 347 PARK 10 CRIM 165 TOTAL 522	0 0 2 2	3,724 458 727 4,909	0 0 216 216	12 2 11 25	0 0 3 3	0 0 173 872	0 0 12 12	115 14 123 252	2,595 350 102 3,047	\$ 73,974 4,642 22,281 105,897	1 0 14 15	0 0 1 1	2 0 0 2	29 4 5 38	
READINGTON TOWNSHIP GEORGE B. ESPOSITO	TRAF 77 PARK 0 CRIM 34 TOTAL 111	0 0 2 2	3,225 26 423 3,674	0 0 136 136	0 0 1 1	0 0 75 620	0 0 41 41	79 2 98 169	2,882 20 61 2,963	\$ 55,887 187 9,199 75,273	0 0 0 0	0 0 15 15	33 0 0 33	0 0 4 4	
STOCKTON BOROUGH JEFFREY M. MARTIN	TRAF 27 PARK 0 CRIM 2 TOTAL 29	0 0 0 0	171 0 6 177	0 0 0 0	0 0 0 0	107 0 3 110	0 0 0 0	10 0 0 10	32 0 0 32	\$ 5,677 0 230 5,837	0 0 0 0	0 0 0 0	5 0 0 5	0 0 0 0	
UNION TOWNSHIP ROBERT H. FOLK	TRAF 41 PARK 0 CRIM 28 TOTAL 69	0 0 0 0	1,445 0 194 1,639	0 0 92 92	0 0 3 3	0 0 40 252	0 0 3 3	19 0 24 43	1,020 0 40 1,060	\$ 33,110 0 9,312 42,422	0 0 0 0	2 0 1 3	29 0 0 29	2 0 1 3	
HUNTERDON COUNTY TOTALS															
TRAF 956 PARK 44 CRIM 432 TOTAL 1,332	0 0 14 14	15,749 4,269 2,637 22,655	0 0 921 921	16 2 14 32	0 0 8 8	3,294 64 726 4,084	0 0 75 75	547 92 457 1,096	10,716 3,590 223 14,529	\$ 353,766 21,438 71,513 453,717	13 0 61 74	5 0 52 57	275 0 0 275	37 12 44 93	
MERCER COUNTY															
EAST WINOSOR TOWNSHIP THOMAS E. DOIS JR.	TRAF 222 PARK 11 CRIM 203 TOTAL 436	0 0 0 0	8,196 991 1,167 10,354	0 0 1,048 1,048	0 0 17 17	1,716 101 248 2,065	0 0 64 64	280 64 144 488	5,256 827 290 6,373	\$ 113,882 6,532 19,937 145,351	2 0 5 7	0 0 10 10	65 0 0 65	65 7 37 109	
EWING TOWNSHIP JOHN F. CANNON	TRAF 391 PARK 20 CRIM 127 TOTAL 448	0 0 30 30	5,753 1,084 1,195 8,032	0 0 226 226	0 0 2 2	1,690 70 238 1,998	0 0 26 26	503 39 377 919	2,847 816 130 3,793	\$ 145,404 13,585 22,630 181,619	4 0 24 28	0 0 17 17	131 0 0 131	83 3 22 108	

PROCEEDINGS IN THE MUNICIPAL COURTS⁽¹⁾
TRAFFIC CASES (NON-PARKING), PARKING CASES AND CRIMINAL CASES
SEPTEMBER 1, 1976 TO AUGUST 31, 1977

MUNICIPAL COURT AND NAME OF JUDGE	TOTAL HOURS ON BENCH, (REPORTED MONTHLY TO NEAREST HOUR) (2)	NOTICES IN LIEU OF COMPLAINTS HEARD, R.7-3.2, ("INFORMAL COMPLAINTS") (3)	COMPLAINTS FILED	INDICTABLE COMPLAINTS REFERRED TO COUNTY PROSECUTOR (4)	COMPLAINTS REFERRED TO J & DR COURT OR OTHER MUNICIPAL COURT	COMPLAINTS ADJUDICATED IN MUNIC. CT., ON WAIVER OF INDICT. & JURY TRIAL (5)	CONVICTIONS AND GUILTY PLEAS IN OPEN COURT	DISMISSALS AFTER COND. DISCH. (NARCOTICS) AND PRE-TRIAL INTERVENTION (6)	DISMISSALS AND FINDINGS OF NOT GUILTY OTHER THAN THOSE IN PRIOR COLUMN	COMPLAINTS DISPOSED OF THROUGH VIOLATIONS BUREAU, R.7-7	FINES, COURT COSTS & FORFEITURES OF BAIL ASSESSED (EVEN IF NOT ACTUALLY REC'D.), TOTAL, COURT & VIOL. BUR.	DEFENDANTS SENTENCED TO JAIL	DEFENDANTS PLACED ON PROBATION (7)	N. J. MOTOR VEHICLE LICENSES REVOKED OR SUSPENDED BY THE COURT (8)	SUSPENDED SENTENCES (9)
MERCER COUNTY CONTINUED															
HAMILTON TOWNSHIP BARRY KLINE															
TRAF	604	0	16,050	0	0	0	2,045	0	1,125	10,360	\$ 326,329	7	0	267	1,194
PARK	1	0	3,679	0	0	0	35	0	33	3,203	\$ 33,105	0	0	1	1
CRIM	227	11	2,702	664	0	0	1,121	8	687	0	\$ 32,578	24	222	1	370
TOTAL	832	11	22,431	664	0	0	3,201	8	1,845	13,563	\$ 322,012	31	222	267	1,554
HIGHTSTOWN BOROUGH KARL G ESSL															
TRAF	67	0	851	0	0	0	165	0	59	652	\$ 13,543	0	0	19	0
PARK	0	0	212	0	0	0	6	0	14	205	\$ 1,506	0	0	1	2
CRIM	59	0	246	62	0	0	64	2	48	48	\$ 2,867	2	1	1	2
TOTAL	126	0	1,309	62	0	0	235	2	120	905	\$ 23,916	2	1	19	4
HOPEWELL BOROUGH MICHAEL S CASTORN															
TRAF	46	0	659	0	0	0	223	0	37	392	\$ 15,544	0	0	19	0
PARK	3	0	106	0	0	0	6	0	0	66	\$ 585	0	0	1	0
CRIM	22	0	224	81	0	0	43	7	17	48	\$ 1,475	4	0	1	0
TOTAL	71	0	989	81	0	0	272	7	54	506	\$ 18,604	4	0	19	0
HOPEWELL TOWNSHIP ROBERT F MOORE															
TRAF	127	0	3,758	0	0	0	885	0	169	2,359	\$ 37,651	15	0	114	8
PARK	1	0	87	0	0	0	3	0	0	63	\$ 735	0	0	1	0
CRIM	50	0	343	73	0	2	123	10	62	29	\$ 5,230	5	6	1	10
TOTAL	178	0	4,188	73	0	2	1,011	10	231	2,451	\$ 34,616	20	6	114	18
LAWRENCE TOWNSHIP HAROLD D COLEMAN															
TRAF	241	0	3,918	0	0	0	1,403	0	222	2,013	\$ 73,630	0	0	43	16
PARK	1	0	843	0	0	0	28	0	41	631	\$ 5,085	0	0	1	7
CRIM	208	1	927	115	182	31	326	11	109	18	\$ 17,679	20	7	1	24
TOTAL	450	1	5,688	115	182	31	1,757	11	372	2,667	\$ 124,394	20	7	43	47
PENNINGTON BOROUGH ROBERT F MOORE															
TRAF	32	0	556	0	0	0	137	0	38	503	\$ 11,564	0	0	1	0
PARK	0	0	59	0	0	0	0	0	0	53	\$ 590	0	0	1	0
CRIM	9	0	19	2	0	4	9	2	6	20	\$ 380	0	1	1	0
TOTAL	41	0	634	2	0	4	146	2	44	576	\$ 12,524	0	1	1	0
PRINCETON BOROUGH PHILIP S CARPMAN															
TRAF	99	0	2,727	0	0	0	310	0	116	2,024	\$ 45,974	0	3	24	11
PARK	12	0	39,983	0	0	0	141	0	1,939	31,000	\$ 134,525	0	0	1	19
CRIM	47	6	428	129	0	1	68	13	35	35	\$ 4,977	3	14	1	18
TOTAL	158	6	43,138	129	0	1	519	13	1,990	33,059	\$ 245,476	3	17	25	68
PRINCETON TOWNSHIP PHILIP S CARPMAN															
TRAF	74	0	1,644	0	1	0	275	0	28	1,271	\$ 32,600	0	2	27	7
PARK	14	0	1,434	0	0	0	45	0	10	1,328	\$ 9,506	0	0	1	4
CRIM	35	2	152	33	0	0	40	26	21	18	\$ 2,747	7	8	1	6
TOTAL	123	2	3,230	33	1	0	360	26	59	2,617	\$ 43,853	7	10	27	17
TRENTON CITY DAVID J SCHROTH (PRESIDING) AND MICHAEL J WEINTRAUB															
TRAF	609	0	8,390	0	0	0	5,550	0	1,741	3,462	\$ 354,673	89	31	224	340
PARK	160	0	55,750	0	0	0	7,231	0	1,521	49,578	\$ 497,235	1	1	1	471
CRIM	1,209	557	5,619	1,029	0	0	2,070	662	1,070	0	\$ 121,793	254	375	1	321
TOTAL	1,978	557	69,759	1,029	0	0	14,851	662	4,432	53,040	\$ 973,701	344	407	224	1,152
WASHINGTON TOWNSHIP PAUL SHALITA															
TRAF	119	0	4,559	0	2	0	540	0	90	3,544	\$ 32,024	1	0	49	58
PARK	0	0	25	0	0	0	0	0	0	7	\$ 70	0	0	1	0
CRIM	22	0	86	16	0	0	14	21	12	0	\$ 1,100	1	0	1	1
TOTAL	141	0	4,670	16	2	0	554	21	102	3,651	\$ 33,194	2	0	49	59

PROCEEDINGS IN THE MUNICIPAL COURTS ⁽¹⁾
TRAFFIC CASES (NON-PARKING), PARKING CASES AND CRIMINAL CASES
SEPTEMBER 1, 1976 TO AUGUST 31, 1977

MUNICIPAL COURT AND NAME OF JUDGE	TOTAL HOURS ON BENCH (REPORTED MONTHLY TO NEAREST HOUR) (2)	NOTICES IN LIEU OF COMPLAINTS HEARD, R.7-3.2, ("INFORMAL COMPLAINTS") (3)	COMPLAINTS FILED	INDICTABLE COMPLAINTS REFERRED TO COUNTY PROSECUTOR (4)	COMPLAINTS REFERRED TO J. & DR COURT OR OTHER MUNICIPAL COURT	COMPLAINTS ADJUDICATED IN MUNICIPAL COURT, ON WAIVER OF INDICT. & JURY TRIAL (5)	CONVICTIONS AND GUILTY PLEAS IN OPEN COURT	DISMISSALS AFTER COND. DISCH. (NARCOTICS) AND PRE-TRIAL INTERVENTION (6)	DISMISSALS AND FINDINGS OF NOT GUILTY OTHER THAN THOSE IN PRIOR COLUMN	COMPLAINTS DISPOSED OF THROUGH VIOLATIONS BUREAU, R.7-7	FINES, COURT COSTS & FORFEITURES OF BAIL ASSESSED (EVEN IF NOT ACTUALLY RECD.) - TOTAL COURT & VIOL. BUR.	DEFENDANTS SENTENCED TO JAIL	DEFENDANTS PLACED ON PROBATION (7)	N.J. MOTOR VEHICLE LICENSES REVOKED OR SUSPENDED BY THE COURT (8)	SUSPENDED SENTENCES (9)
MERCER COUNTY CONTINUED															
WEST WINDSOR TOWNSHIP															
ROBERT P. CASEY															
TRAF	103	0	2,190	0	0	0	552	0	60	1,256	\$ 42,168	0	0	18	0
PARK	9	0	1,044	0	0	0	43	0	8	727	\$ 5,189	0	0	3	3
CRIM	39	1	163	38	0	0	37	1	40	0	\$ 3,630	3	2	3	6
TOTAL	151	1	3,397	38	0	1	632	1	108	1,983	\$ 53,987	3	2	18	7
MERCER COUNTY TOTALS															
TRAF	2,644	0	59,251	0	3	0	15,491	0	4,467	36,039	\$ 1,353,986	118	36	1,001	1,797
PARK	232	0	105,297	0	0	0	7,709	0	3,669	88,504	\$ 753,738	1	1	7	536
CRIM	2,257	608	13,271	3,516	182	58	4,401	853	2,628	626	\$ 253,023	354	583	7	909
TOTAL	5,133	608	177,819	3,516	185	58	27,601	853	10,764	125,169	\$ 2,332,747	473	720	1,003	3,136
MIDDLESEX COUNTY															
CARTERSVILLE BOROUGH															
JOHN M. KOLIBAS															
TRAF	148	0	3,695	0	0	0	590	0	93	2,943	\$ 93,026	1	0	58	7
PARK	5	0	530	0	0	0	13	0	5	453	\$ 4,457	0	0	3	3
CRIM	210	97	768	194	1	0	253	29	237	3	\$ 12,185	10	15	3	26
TOTAL	363	97	4,993	194	1	0	856	29	335	3,399	\$ 99,668	11	15	58	36
CRANFORD TOWNSHIP															
SUSAN M. HASERTY															
TRAF	62	0	1,331	0	0	0	124	0	27	875	\$ 29,891	0	0	14	0
PARK	0	0	80	0	0	0	5	0	0	31	\$ 330	0	0	3	0
CRIM	34	0	133	74	0	0	7	0	0	0	\$ 1,405	0	0	3	0
TOTAL	96	0	1,544	74	0	0	136	0	27	906	\$ 31,626	0	0	14	0
DUNELLEN BOROUGH															
WILLIAM H. GAZI															
TRAF	48	0	1,348	0	0	0	592	0	26	785	\$ 37,745	0	0	24	0
PARK	12	0	3,542	0	0	0	420	0	12	3,027	\$ 11,198	0	0	3	0
CRIM	28	5	305	12	0	1	128	13	30	77	\$ 3,215	0	9	3	1
TOTAL	88	5	5,195	12	0	1	1,140	13	68	3,889	\$ 45,158	0	9	24	1
EAST BRUNSWICK TOWNSHIP															
FREDERICK C. SCHMEIDER III															
TRAF	412	0	6,726	0	0	0	1,473	0	218	4,143	\$ 127,559	9	4	89	77
PARK	13	0	671	0	0	0	72	0	19	599	\$ 5,685	0	0	3	1
CRIM	467	0	1,640	332	0	3	502	28	306	19	\$ 49,370	62	73	3	40
TOTAL	892	0	9,037	332	0	3	2,047	28	542	4,761	\$ 133,614	71	77	99	99
EDISON TOWNSHIP															
PAUL E. ANDERSON															
TRAF	268	0	11,585	0	1	0	2,559	0	509	7,467	\$ 323,911	1	2	212	394
PARK	12	0	1,319	0	0	0	147	0	20	1,050	\$ 13,063	0	0	3	131
CRIM	210	20	2,475	542	0	0	666	43	832	323	\$ 11,710	37	42	5	290
TOTAL	490	20	15,379	542	1	0	3,372	43	1,361	8,840	\$ 375,684	38	44	217	805
HELMETA BOROUGH															
CASPER P. BOEHM JR.															
TRAF	17	0	275	0	0	0	95	0	6	136	\$ 5,823	0	0	12	0
PARK	0	0	0	0	0	0	0	0	0	0	\$ 0	0	0	3	0
CRIM	5	0	10	0	0	0	3	0	0	0	\$ 75	0	0	3	0
TOTAL	22	0	285	0	0	0	98	0	6	136	\$ 5,898	0	0	12	0
HIGHLAND PARK BOROUGH															
ABRAHAM L. MOTOLINSKY															
TRAF	152	0	2,276	0	0	0	658	0	121	1,231	\$ 77,663	0	0	29	51
PARK	45	0	2,309	0	0	0	68	0	46	1,780	\$ 23,537	0	0	3	44
CRIM	168	19	602	166	0	224	157	17	72	22	\$ 5,945	7	2	3	25
TOTAL	365	19	5,187	166	0	224	883	17	239	3,033	\$ 59,145	3	2	29	120
JAMESBURG BOROUGH															
ABRAHAM L. MOTOLINSKY															
TRAF	24	0	344	0	0	0	149	0	15	163	\$ 3,864	1	0	13	3
PARK	4	0	30	0	0	0	6	0	0	19	\$ 285	0	0	3	0
CRIM	24	3	207	38	0	0	74	0	64	0	\$ 2,955	3	2	3	26
TOTAL	52	3	581	38	0	0	229	0	79	182	\$ 12,004	4	2	13	29

PROCEEDINGS IN THE MUNICIPAL COURTS⁽¹⁾
TRAFFIC CASES (NON-PARKING), PARKING CASES AND CRIMINAL CASES
SEPTEMBER 1, 1976 TO AUGUST 31, 1977

MUNICIPAL COURT AND NAME OF JUDGE	TOTAL HOURS ON BENCH (REPORTED MONTHLY TO NEAREST HOUR) (2)	NOTICES IN LIEU OF COMPLAINTS HEARD, R7-52. ("INFORMAL COMPLAINTS") (3)	COMPLAINTS FILED	INDICTABLE COMPLAINTS REFERRED TO COUNTY PROSECUTOR (4)	COMPLAINTS REFERRED TO J & DR COURT OR OTHER MUNICIPAL COURT	COMPLAINTS ADJUDICATED IN MUNIC. CT. ON WAIVER OF INDICT. & JURY TRIAL (5)	CONVICTIONS AND GUILTY PLEAS IN OPEN COURT	DISMISSALS AFTER COND. DISCH. (NAP-COTICS) AND PRE-TRIAL INTERVENTION (8)	DISMISSALS AND FINDINGS OF NOT GUILTY OTHER THAN THOSE IN PRIOR COLUMN	COMPLAINTS DISPOSED OF THROUGH VIOLATIONS BUREAU, R5-7	FINES, COURT COSTS & FORTITURES OF BAIL ASSESSED (EVEN IF NOT ACTUALLY REC'D.). TOTAL, COURT & VIOL. BUR.	DEFENDANTS SENTENCED TO JAIL	DEFENDANTS PLACED ON PROBATION (7)	N. J. MOTOR VEHICLE LICENSES REVOKED OR SUSPENDED BY THE COURT (9)	SUPPRESSED EVIDENCES (10)
MIDDLESEX COUNTY CONTINUED															
METUCHEN BOROUGH															
HERBERT W. WEISSBERGER															
TRAF	86	0	1,921	0	0	0	437	0	88	1,406	\$ 43,622	0	0	19	14
PARK	17	0	3,099	0	0	0	56	0	27	2,798	\$ 12,986	0	0	0	28
CRIM	56	11	329	53	0	1	105	3	51	0	\$ 2,660	0	20	0	31
TOTAL	159	11	5,349	53	0	1	598	3	166	4,204	\$ 56,268	0	20	19	73
MIDDLESEX BOROUGH															
WILLIAM H. GAZI															
TRAF	59	0	1,063	0	0	0	440	0	79	378	\$ 21,228	0	0	27	7
PARK	12	0	499	0	0	0	16	0	7	408	\$ 3,151	0	0	0	4
CRIM	61	3	359	59	8	0	138	4	162	0	\$ 4,525	2	13	0	13
TOTAL	132	3	1,921	59	8	0	594	4	248	786	\$ 29,904	2	13	27	24
MILLTOWN BOROUGH															
KARL R. MEYERTONS															
TRAF	89	0	4,547	0	0	0	426	0	73	3,514	\$ 35,055	3	0	29	10
PARK	2	0	72	0	0	0	5	0	5	56	\$ 718	0	0	0	0
CRIM	44	2	201	94	0	0	43	0	34	0	\$ 2,919	0	1	0	12
TOTAL	135	2	4,820	94	0	0	474	0	112	3,570	\$ 38,692	3	1	29	22
MONROE TOWNSHIP															
MARTIN E. KRAVATYK															
TRAF	107	0	2,546	0	0	0	657	0	72	1,570	\$ 45,898	1	1	30	0
PARK	0	0	0	0	0	0	0	0	0	0	\$ 0	0	0	0	0
CRIM	105	0	207	50	0	0	70	14	52	6	\$ 10,033	4	13	0	0
TOTAL	212	0	2,753	50	0	0	727	14	124	1,576	\$ 55,931	5	14	30	0
NEW BRUNSWICK CITY															
THOMAS J. SHAMY (RESIDING) AND ANTHONY B. VIGNONDO															
TRAF	309	0	4,516	0	0	0	1,277	0	380	1,711	\$ 53,407	1	1	143	45
PARK	66	0	40,395	0	0	0	808	0	384	33,382	\$ 277,697	4	0	0	241
CRIM	463	0	751	751	7	0	782	7	831	0	\$ 35,026	52	77	0	99
TOTAL	838	0	47,827	751	7	0	2,867	7	1,595	35,093	\$ 375,130	57	78	143	385
NORTH BRUNSWICK TOWNSHIP															
MARTIN S. GOLDIN															
TRAF	178	0	4,244	0	0	0	870	0	182	3,026	\$ 95,499	17	1	55	28
PARK	13	0	717	0	0	0	70	0	14	580	\$ 5,205	0	0	0	6
CRIM	94	2	560	116	0	0	203	5	132	0	\$ 20,751	27	17	0	18
TOTAL	285	2	5,521	116	0	0	1,143	5	328	3,606	\$ 121,455	44	18	55	52
OLD BRIDGE TOWNSHIP															
JOSEPH C. HOFFMAN															
TRAF	151	0	3,871	0	0	0	922	0	285	2,664	\$ 35,733	0	0	115	11
PARK	3	0	610	0	0	0	23	0	25	457	\$ 4,790	0	0	0	4
CRIM	194	25	1,744	440	3	2	597	76	774	0	\$ 45,257	6	35	0	97
TOTAL	348	25	6,225	440	3	2	1,542	76	1,084	3,121	\$ 135,780	6	35	115	112
PERTH AMBOY CITY															
ALEX B. FGER JR.															
TRAF	143	0	1,521	0	0	0	588	0	205	854	\$ 43,365	0	0	41	0
PARK	24	0	23,727	0	0	0	111	0	157	25,105	\$ 30,446	0	0	0	0
CRIM	325	18	1,721	413	0	0	643	36	630	0	\$ 35,605	44	116	0	128
TOTAL	492	18	26,969	413	0	0	1,342	36	992	25,959	\$ 174,416	44	116	41	128
PISCATAWAY TOWNSHIP															
STEPHEN L. RITZ															
TRAF	276	0	5,256	0	0	0	1,682	0	229	3,408	\$ 142,794	7	2	125	25
PARK	23	0	542	0	0	0	90	0	8	331	\$ 4,009	0	0	0	0
CRIM	202	27	1,351	550	0	0	353	68	447	23	\$ 31,803	34	49	1	38
TOTAL	501	27	7,149	550	0	0	2,125	68	684	3,762	\$ 173,606	41	51	127	63
PLAINSBORO TOWNSHIP															
FOSTER M. VOORHEES III															
TRAF	63	0	654	0	0	0	223	0	35	377	\$ 15,844	1	1	24	5
PARK	0	0	42	0	0	0	6	0	1	19	\$ 585	0	0	0	0
CRIM	19	3	156	56	9	0	25	3	23	0	\$ 995	0	6	0	1
TOTAL	82	3	852	56	9	0	254	3	59	396	\$ 17,424	1	7	24	6

PROCEEDINGS IN THE MUNICIPAL COURTS⁽¹⁾
TRAFFIC CASES (NON-PARKING), PARKING CASES AND CRIMINAL CASES
SEPTEMBER 1, 1976 TO AUGUST 31, 1977

MUNICIPAL COURT AND NAME OF JUDGE	TOTAL HOURS ON BENCH (REPORTED MONTHLY TO NEAREST HOUR) (2)	NOTICES IN LIEU OF COMPLAINTS HEARD, R.7-32, ("INFORMAL COMPLAINTS") (3)	COMPLAINTS FILED	INDICTABLE COMPLAINTS REFERRED TO COUNTY PROSECUTOR (4)	COMPLAINTS REFERRED TO J. & DR COURT OR OTHER MUNICIPAL COURT	COMPLAINTS ADJUDICATED IN MUNIC. CT. ON WAIVER OF INDICT. & JURY TRIAL (5)	CONVICTIONS AND GUILTY PLEAS IN OPEN COURT	DISMISSALS AFTER COND. DISCH. (INAP- TIONS) AND PRE- TRIAL INTERVENTION (6)	DISMISSALS AND FINDINGS OF NOT GUILTY OTHER THAN THOSE IN PRIOR COLUMN	COMPLAINTS DISPOSED OF THROUGH VIOLATIONS BUREAU, R:7-7	FINES, COURT COSTS & FORFEITURES OF BAIL ASSESSED (EVEN IF NOT ACTUALLY REC'D.), TOTAL, COURT & VIOL. BUR.	DEFENDANTS SENTENCED TO JAIL	DEFENDANTS PLACED ON PROBATION (7)	N. J. MOTOR VEHICLE LICENSES REVOKED OR SUSPENDED BY THE COURT (8)	SUSPENDED SENTENCES (9)
MIDDLESEX COUNTY CONTINUED															
SAYREVILLE BOROUGH HERBERT B. BIERMAN	TRAF 352 PARK 0 CRIM 132 TOTAL 484	0 0 4 4	4,053 58 1,147 5,258	0 0 117 117	0 0 0 0	0 0 0 0	1,723 1 440 2,164	0 0 12 12	349 0 228 577	2,316 55 59 2,430	\$ 149,019 960 29,159 173,138	8 0 2 10	46 0 2 48	205 0 0 205	52 0 1 53
SOUTH AMBOY CITY JOSEPH C. HOFFMAN	TRAF 77 PARK 19 CRIM 57 TOTAL 153	0 0 13 13	1,296 1,053 623 2,972	0 0 63 63	0 0 0 0	0 0 0 0	416 108 193 717	0 0 1 1	89 46 230 365	658 804 0 1,462	\$ 32,047 3,295 14,690 55,032	1 0 9 10	2 0 13 15	55 0 0 55	2 9 17 28
SOUTH BRUNSWICK TOWNSHIP EDWARD J. RYAN	TRAF 197 PARK 0 CRIM 31 TOTAL 228	0 0 7 7	3,579 81 359 4,019	0 0 115 115	0 0 0 0	0 0 0 0	984 11 103 1,098	0 0 6 6	124 8 84 216	2,682 55 0 2,737	\$ 36,944 870 12,815 110,629	3 0 1 4	0 0 10 10	70 0 0 70	12 0 15 27
SOUTH PLAINFIELD BOROUGH MICHAEL A. PATICCHIO	TRAF 112 PARK 5 CRIM 125 TOTAL 242	0 0 0 0	2,954 494 965 4,413	0 0 88 88	0 0 228 228	0 0 3 3	811 24 371 1,206	0 0 19 19	109 2 91 202	1,646 429 29 2,104	\$ 51,075 5,515 21,075 77,665	0 0 1 1	1 0 19 20	74 0 0 74	85 8 41 134
SOUTH RIVER BOROUGH CASPER P. BREHM JR.	TRAF 60 PARK 3 CRIM 101 TOTAL 164	0 0 4 4	496 1,679 445 2,620	0 0 62 62	0 0 1 1	0 0 1 1	142 3 120 265	0 0 0 0	36 18 113 167	276 1,487 0 1,763	\$ 11,310 4,217 5,749 21,276	3 0 9 12	2 0 15 17	18 0 0 18	8 0 15 23
SPOTSWOOD BOROUGH JAMES E. STAHL	TRAF 29 PARK 9 CRIM 33 TOTAL 71	0 0 3 3	871 83 246 1,200	0 0 39 39	0 0 0 0	0 0 1 1	252 12 81 345	0 0 3 3	47 2 75 124	369 72 20 461	\$ 19,028 915 9,050 27,993	0 1 0 1	0 0 3 3	29 0 0 29	1 0 1 2
WOODBRIDGE TOWNSHIP JOSEPH C. DUNN PRESIDING AND JOSEPH A. DAMBACH	TRAF 977 PARK 18 CRIM 1,013 TOTAL 2,008	0 0 66 66	18,998 4,428 2,987 26,413	0 0 842 842	0 0 0 0	0 0 0 0	3,689 27 965 4,681	0 0 21 21	726 22 569 1,317	12,619 3,723 0 16,342	\$ 513,292 5,761 72,998 592,051	2 0 75 77	0 0 78 78	300 0 0 300	448 18 210 576
MIDDLESEX COUNTY TOTALS															
	TRAF 4,396 PARK 305 CRIM 4,201 TOTAL 8,902	0 0 332 332	89,966 86,060 22,456 198,482	0 0 5,266 5,266	1 0 257 258	0 0 236 236	21,779 2,102 7,022 30,903	0 0 408 408	4,123 827 6,067 11,017	57,217 76,720 581 134,518	\$ 2,157,642 433,675 473,870 3,112,187	59 5 381 445	63 0 640 693	1,817 0 6 1,823	1,234 497 1,155 2,886
MONMOUTH COUNTY															
ALLENHURST BORO ALVIN Y. MILBERG	TRAF 35 PARK 1 CRIM 11 TOTAL 47	0 0 0 0	613 582 50 1,245	0 0 6 6	0 0 0 0	0 0 3 3	256 3 24 283	0 0 0 0	12 1 3 16	333 478 2 813	\$ 13,702 4,468 880 19,050	1 0 2 3	0 0 0 0	8 0 0 8	0 1 0 1
ALLEN TOWN BORO AND UPPER FREEHOLD TWP KENNETH R. SMITH JR.	TRAF 68 PARK 3 CRIM 23 TOTAL 94	0 0 0 0	1,946 22 175 2,143	0 0 16 16	0 0 20 20	0 0 0 0	428 4 55 487	0 0 0 0	64 3 34 101	1,303 21 22 1,346	\$ 35,098 230 5,290 40,618	2 0 9 11	0 0 5 5	30 0 0 30	27 4 6 37

PROCEEDINGS IN THE MUNICIPAL COURTS ⁽¹⁾
TRAFFIC CASES (NON-PARKING), PARKING CASES AND CRIMINAL CASES
SEPTEMBER 1, 1976 TO AUGUST 31, 1977

MUNICIPAL COURT AND NAME OF JUDGE	TOTAL HOURS ON BENCH (REPORTED MONTHLY TO NEAREST HOUR) (2)	NOTICES IN LIEU OF COMPLAINTS HEARD, R.7-2. ("INFORMAL COMPLAINTS") (3)	COMPLAINTS FILED	INDICTABLE COMPLAINTS REFERRED TO COUNTY PROSECUTOR (4)	COMPLAINTS REFERRED TO J & DR COURT OR OTHER MUNICIPAL COURT	COMPLAINTS ADJUDICATED IN MONIC. CT., ON WAIVER OF INDICT. & JURY TRIAL (5)	CONVICTIONS AND GUILTY PLEAS IN OPEN COURT	DISMISSALS AFTER COND. DISCH. (NARCOTICS) AND PRE-TRIAL INTERVENTION (6)	DISMISSALS AND FINDINGS OF NOT GUILTY OTHER THAN THOSE IN PRIOR COLUMN	COMPLAINTS DISPOSED OF THROUGH VIOLATIONS BUREAU, R.7-7	FINES COURT COSTS & FORFEITURES OF BAIL ASSESSED (EVEN IF NOT ACTUALLY REC'D), TOTAL, COURT & VIOL. BUR.	DEFENDANTS SENTENCED TO JAIL	DEFENDANTS PLACED ON PROBATION (7)	N. J. MOTOR VEHICLE LICENSES REVOKED OR SUSPENDED BY THE COURT (8)	SUSPENDED SENTENCES (9)
MONMOUTH COUNTY CONTINUED															
ASBURY PARK CITY															
DONALD J. PAPPAS															
TRAF	249	0	2,617	0	0	0	627	0	314	1,652	\$ 45,667	0	0	0	0
PARK	60	0	26,088	0	0	0	29	0	644	22,401	\$ 34,826	0	0	0	0
CRIM	623	154	2,192	602	3	8	821	26	667	0	\$ 20,999	152	41	1	57
TOTAL	932	154	30,897	602	3	8	1,476	26	1,625	24,553	\$ 151,492	152	41	1	57
ATLANTIC HIGHLANDS BOROUGH															
NORMAN J. DEER															
TRAF	74	0	926	0	0	0	342	0	51	457	\$ 22,641	2	0	50	2
PARK	6	0	252	0	0	0	13	0	6	701	\$ 1,580	0	0	0	0
CRIM	51	0	415	87	2	0	115	2	75	47	\$ 4,380	1	1	0	6
TOTAL	131	0	1,593	87	2	0	470	2	132	705	\$ 23,601	3	1	50	8
AVON-BY-THE-SEA BOROUGH															
STEPHEN D. MAGUIRE (ACTING)															
TRAF	36	0	461	0	0	0	154	0	31	180	\$ 10,363	7	0	14	2
PARK	1	0	336	0	0	0	12	0	12	217	\$ 3,128	0	0	0	6
CRIM	11	2	126	7	0	4	34	2	12	77	\$ 2,950	1	1	0	13
TOTAL	48	2	923	7	0	4	200	2	55	424	\$ 16,441	3	1	14	21
BELMAR BOROUGH															
STEPHEN D. MAGUIRE (ACTING)															
TRAF	110	0	795	0	0	0	309	0	48	409	\$ 22,446	1	0	33	6
PARK	27	0	6,916	0	0	0	262	0	63	5,423	\$ 30,853	0	0	0	8
CRIM	73	0	680	35	0	0	132	9	130	211	\$ 17,492	3	3	0	22
TOTAL	210	0	8,391	35	0	0	703	9	241	6,043	\$ 70,791	4	3	33	36
BRADLEY BEACH BOROUGH															
BERTRAM J. GAYNOR															
TRAF	92	0	835	0	0	0	284	0	56	455	\$ 18,668	0	0	34	3
PARK	42	0	2,302	0	0	0	49	0	43	1,562	\$ 17,476	0	0	0	44
CRIM	94	2	764	96	0	0	263	0	221	0	\$ 5,879	12	18	0	10
TOTAL	228	2	3,901	96	0	0	596	0	329	2,017	\$ 43,014	12	18	34	57
BRIELF BOROUGH															
ROBERT A. MC KINLEY															
TRAF	123	0	1,128	0	0	0	232	0	59	665	\$ 13,442	2	0	28	9
PARK	6	0	1,689	0	0	0	89	0	79	1,345	\$ 21,696	0	0	0	56
CRIM	65	0	181	18	0	0	64	8	27	75	\$ 4,975	6	1	0	9
TOTAL	194	0	2,998	18	0	0	385	8	156	2,045	\$ 45,313	8	1	28	74
COLTS NECK TOWNSHIP															
PETER W. SACHS															
TRAF	67	0	2,257	0	0	0	461	0	76	1,469	\$ 45,966	3	0	35	1
PARK	1	0	15	0	0	0	0	0	0	11	\$ 110	0	0	0	0
CRIM	33	4	73	12	0	2	36	7	15	3	\$ 3,095	0	0	0	1
TOTAL	101	4	2,345	12	0	2	497	7	91	1,483	\$ 49,171	3	0	35	2
DEAL BOROUGH															
ALVIN YALE HILBERG															
TRAF	53	0	800	0	4	0	130	0	25	505	\$ 12,733	0	0	5	1
PARK	14	0	378	0	0	0	30	0	12	500	\$ 4,697	0	0	0	1
CRIM	21	0	76	6	25	0	29	0	21	21	\$ 1,709	1	2	0	3
TOTAL	88	0	1,254	6	29	0	239	0	58	1,026	\$ 19,134	1	2	5	5
EATON TOWN BOROUGH															
ALAN M. KLATSKY															
TRAF	133	0	3,980	0	1	0	1,205	0	288	2,359	\$ 30,870	5	0	65	17
PARK	1	0	1,651	0	0	0	36	0	75	1,478	\$ 5,837	0	0	0	2
CRIM	101	26	830	149	3	5	391	21	156	57	\$ 34,656	37	4	0	36
TOTAL	235	26	6,461	149	4	5	1,632	21	519	3,894	\$ 121,372	42	4	65	55
ENGLISHTOWN BOROUGH															
FRANCIS E. BATCHA															
TRAF	32	0	577	0	0	0	113	0	21	369	\$ 11,562	0	0	7	7
PARK	0	0	81	0	0	0	1	0	1	32	\$ 245	0	0	0	1
CRIM	14	1	48	9	0	2	17	0	11	0	\$ 1,305	0	1	0	2
TOTAL	46	1	706	9	0	2	131	0	33	401	\$ 13,112	0	1	7	10

PROCEEDINGS IN THE MUNICIPAL COURTS ⁽¹⁾
TRAFFIC CASES (NON-PARKING), PARKING CASES AND CRIMINAL CASES
SEPTEMBER 1, 1976 TO AUGUST 31, 1977

MUNICIPAL COURT AND NAME OF JUDGE	TOTAL HOURS ON BENCH (REPORTED MONTHLY TO NEAREST HOUR) (2)	NOTICES IN LIEU OF COMPLAINTS HEARD, R.7-2. ("INFORMAL COMPLAINTS") (3)	COMPLAINTS FILED	INDICTABLE COMPLAINTS REFERRED TO COUNTY PROSECUTOR (4)	COMPLAINTS REFERRED TO J & DR COURT OR OTHER MUNICIPAL COURT	COMPLAINTS ADJUDICATED IN MUNIC. CT., ON WAIVER OF INDICT. & JURY TRIAL (5)	CONVICTIONS AND GUILTY PLEAS IN OPEN COURT	DISMISSALS AFTER COND. DISCH. (INARTICOTS) AND PRE-TRIAL INTERVENTION (6)	DISMISSALS AND FINDINGS OF NOT GUILTY OTHER THAN THOSE IN PRIOR COLUMN	COMPLAINTS DISPOSED OF THROUGH VIOLATIONS BUREAU, R.7-7	FINES, COURT COSTS & FORFEITURES OF BAIL ASSESSED (EVEN IF NOT ACTUALLY REC'D.), TOTAL, COURT & VIOL. BUR.	DEFENDANTS SENTENCED TO JAIL	DEFENDANTS PLACED ON PROBATION (7)	N. J. MOTOR VEHICLE LICENSES REVOKED OR SUSPENDED BY THE COURT (8)	SUSPENDED SENTENCES (9)
MONMOUTH COUNTY CONTINUED															
FAIR HAVEN BOROUGH ARTHUR P. SIEGFRIED	TRAF 39 PARK 7 CRIM 38 TOTAL 84	0 0 1 1	533 628 173 1,334	0 0 4 4	0 0 0 0	0 0 0 0	183 37 91 311	0 0 4 4	13 4 13 30	299 \$ 580 \$ 47 \$ 926 \$	11,114 1,437 4,755 17,306	0 0 0 0	0 0 0 0	1 0 0 1	0 0 0 0
FARMINGDALE BOROUGH FRANCIS C. ACCISANO	TRAF 17 PARK 1 CRIM 13 TOTAL 31	0 0 0 0	99 5 50 154	0 0 7 7	0 0 0 0	0 0 22 22	39 0 10 39	0 0 1 1	11 1 16 28	52 \$ 4 \$ 0 \$ 56 \$	2,334 45 505 2,884	0 0 0 0	0 0 0 0	3 0 3 3	0 0 3 3
FREEMOND BOROUGH FRANCIS C. ACCISANO	TRAF 117 PARK 17 CRIM 104 TOTAL 238	0 0 22 22	1,572 1,861 471 3,904	0 0 83 83	0 0 0 0	0 0 16 16	557 200 167 924	0 0 11 11	206 43 222 471	947 \$ 1,434 \$ 38 \$ 2,419 \$	51,573 15,795 12,827 81,195	4 0 23 27	0 0 5 5	30 0 0 30	14 117 25 156
FREEMOND TOWNSHIP KENNETH R. SMITH JR.	TRAF 201 PARK 8 CRIM 100 TOTAL 309	0 0 5 5	3,936 288 494 4,718	0 0 70 70	0 0 3 3	0 0 1 1	1,052 13 134 1,199	0 0 13 13	230 8 277 515	2,447 \$ 263 \$ 0 \$ 2,710 \$	133,967 1,590 11,985 114,542	2 0 14 16	0 0 0 0	138 0 0 138	39 3 38 80
HAZLET TOWNSHIP RONALD L. HORAN	TRAF 125 PARK 1 CRIM 88 TOTAL 214	0 0 9 9	2,011 374 751 3,136	0 0 117 117	0 0 0 0	0 0 0 0	677 19 324 1,020	0 0 0 0	151 15 378 544	1,055 \$ 320 \$ 55 \$ 1,430 \$	45,163 3,485 17,510 66,158	0 0 6 6	0 0 0 0	57 0 0 57	2 3 31 36
HIGHLANDS BOROUGH RONALD L. HORAN	TRAF 33 PARK 6 CRIM 34 TOTAL 73	0 0 32 32	208 428 654 1,290	0 0 12 12	0 0 0 0	0 0 0 0	76 13 67 156	0 0 9 9	15 13 86 114	94 \$ 395 \$ 202 \$ 691 \$	5,151 3,407 6,491 15,049	0 2 3 5	0 0 1 1	8 1 0 9	3 3 24 30
HOLMDEL TOWNSHIP KENNETH R. SMITH JR.	TRAF 124 PARK 5 CRIM 53 TOTAL 182	0 0 0 0	3,425 293 319 4,037	0 0 35 35	0 0 0 0	0 0 0 0	959 18 81 1,058	0 0 20 20	160 4 33 197	2,013 \$ 273 \$ 2 \$ 2,288 \$	72,338 3,042 5,270 80,650	3 0 8 11	0 0 1 1	106 0 0 106	66 2 13 81
HOWELL TOWNSHIP LAWRENCE M. FRIEDMAN	TRAF 247 PARK 0 CRIM 153 TOTAL 400	0 0 0 0	5,666 0 717 6,383	0 0 319 319	0 0 0 0	0 0 0 0	1,473 0 196 1,669	0 0 7 7	236 0 175 411	3,194 \$ 0 \$ 86 \$ 3,280 \$	132,025 0 15,263 147,288	15 0 10 25	0 0 0 0	141 0 0 141	4 0 11 15
INTERLAKEN BOROUGH ANDREW J. WILSON	TRAF 18 PARK 3 CRIM 2 TOTAL 23	0 0 0 0	107 13 4 124	0 0 0 0	0 0 0 0	0 0 0 0	43 1 1 45	0 0 0 0	11 1 4 16	45 \$ 8 \$ 1 \$ 54 \$	1,992 125 70 2,187	0 0 0 0	0 0 0 0	1 0 0 1	1 0 0 1
KEANSBURG BOROUGH RONALD L. HORAN	TRAF 98 PARK 24 CRIM 151 TOTAL 285	0 0 0 0	1,679 8,885 1,715 12,279	0 0 81 81	0 0 0 0	0 0 0 0	397 49 800 1,246	0 0 0 0	164 105 574 843	929 \$ 7,133 \$ 88 \$ 8,150 \$	31,718 53,202 23,037 107,957	2 0 12 14	0 0 0 0	39 0 0 39	34 53 188 275

PROCEEDINGS IN THE MUNICIPAL COURTS (1)
TRAFFIC CASES (NON-PARKING), PARKING CASES AND CRIMINAL CASES
SEPTEMBER 1, 1976 TO AUGUST 31, 1977

MUNICIPAL COURT AND NAME OF JUDGE	TOTAL HOURS ON BENCH (REPORTED MONTHLY TO NEAREST HOUR) (2)	NOTICES IN LIEU OF COMPLAINTS HEARD, R.7-9.2. ("INFORMAL COMPLAINTS") (3)	COMPLAINTS FILED	INDICTABLE COMPLAINTS REFERRED TO COUNTY PROSECUTOR (4)	COMPLAINTS REFERRED TO J & CR COURT OR OTHER MUNICIPAL COURT	COMPLAINTS ADJUDICATED IN MUNIC. CT. ON WAIVER OF INDICT. & JURY TRIAL (5)	CONVICTIONS AND GUILTY PLEAS IN OPEN COURT	DISMISSALS AFTER COND. DISCH. (INAPPLICABLE) AND PRE-TRIAL INTERVENTION (6)	DISMISSALS AND FINDINGS OF NOT GUILTY OTHER THAN THOSE IN PRIOR COLUMN	COMPLAINTS DISPOSED OF THROUGH VIOLATIONS BUREAU, R.7-7	FINES, COURT COSTS & FORFEITURES OF BAIL ASSESSED (EVEN IF NOT ACTUALLY REC'D.). TOTAL, COURT & VIOL. BUR.	DEFENDANTS SENTENCED TO JAIL	DEFENDANTS PLACED ON PROBATION (7)	N. J. MOTOR VEHICLE LICENSES REVOKED OR SUSPENDED BY THE COURT (8)	SUSPENDED SENTENCES (9)
MONMOUTH COUNTY CONTINUED															
KEYPORT BOROUGH RONALD L. HORAN	TRAF 26 PARK 0 CRIM 20 TOTAL 46	0 0 2 2	529 426 351 1,306	0 0 58 58	0 0 55 55	0 0 8 8	238 36 156 430	0 0 0 0	81 14 135 230	196 \$ 304 \$ 30 \$ 530 \$	11,574 2,580 7,016 21,170	0 0 0 3	0 0 0 0	13 0 0 13	9 4 13 26
LITTLE SILVER BOROUGH DONALD R. AMBROSE	TRAF 42 PARK 6 CRIM 23 TOTAL 71	0 0 4 4	744 511 52 1,308	0 0 8 8	0 0 0 0	0 0 0 0	194 10 35 239	0 0 0 0	27 7 6 40	414 \$ 430 \$ 6 \$ 850 \$	15,253 1,833 1,645 19,731	0 0 0 0	0 0 0 0	24 0 0 24	8 0 1 9
LOCH ARBOUR VILLAGE RICHARD B. STONE	TRAF 23 PARK 0 CRIM 8 TOTAL 31	0 0 0 0	168 160 15 343	0 0 2 2	0 0 0 0	0 0 2 2	52 4 5 61	0 0 0 0	5 1 4 10	111 \$ 107 \$ 1 \$ 219 \$	5,299 463 385 5,147	0 0 0 0	0 0 2 2	4 0 0 4	0 0 1 1
LONG BRANCH CITY VINCENT P. KEUPFER	TRAF 306 PARK 17 CRIM 365 TOTAL 688	0 0 14 14	8,422 9,889 2,006 20,317	0 0 299 299	0 0 0 0	0 0 4 4	1,314 79 639 2,032	0 0 3 3	192 129 343 655	1,969 \$ 7,445 \$ 16 \$ 9,430 \$	137,136 41,403 35,435 194,974	3 0 17 20	0 0 16 16	109 0 0 109	100 14 189 303
MANALAPAN TOWNSHIP LESLIE B. TINKLER	TRAF 203 PARK 1 CRIM 74 TOTAL 278	0 0 6 6	3,008 551 648 4,207	0 0 83 83	0 0 0 0	0 0 2 2	597 12 119 728	0 0 94 94	139 3 7 149	2,124 \$ 420 \$ 197 \$ 2,741 \$	42,079 6,895 27,458 75,392	3 0 9 12	0 0 25 25	56 0 0 56	8 0 22 30
MANASSAUS BOROUGH DOUGLAS BLAIR	TRAF 83 PARK 6 CRIM 76 TOTAL 165	0 0 0 0	1,287 3,751 839 5,877	0 0 39 39	0 0 160 160	0 0 0 0	333 23 304 660	0 0 17 17	43 9 43 95	703 \$ 2,917 \$ 298 \$ 3,918 \$	26,571 37,822 25,025 89,418	0 0 1 1	0 0 2 2	2 0 0 2	19 16 10 45
MARLBORO TOWNSHIP CHARLES I. BRODSKY	TRAF 153 PARK 0 CRIM 157 TOTAL 310	0 0 1 1	4,200 203 422 4,825	0 0 128 128	0 0 4 4	0 0 4 4	758 25 230 1,013	0 0 23 23	44 2 8 54	3,388 \$ 176 \$ 30 \$ 3,594 \$	91,025 1,347 14,520 105,892	6 0 5 11	0 0 0 0	40 0 0 40	3 0 0 3
MATAWAN BOROUGH RALPH S. HEUSER	TRAF 62 PARK 18 CRIM 55 TOTAL 135	0 0 62 62	492 663 156 1,311	0 0 25 25	0 0 0 0	0 0 10 10	150 86 100 336	0 0 23 23	21 23 12 56	248 \$ 415 \$ 0 \$ 663 \$	9,688 4,332 4,693 18,713	0 0 0 0	0 0 15 15	8 0 0 8	18 18 13 49
MATAWAN TOWNSHIP DAVID ZOLKIN	TRAF 160 PARK 3 CRIM 128 TOTAL 291	0 0 12 12	1,646 504 460 2,610	0 0 111 111	0 0 1 1	0 0 0 0	546 37 168 751	0 0 14 14	155 87 217 459	986 \$ 462 \$ 48 \$ 1,496 \$	42,629 5,660 13,255 61,544	3 0 7 10	0 0 0 0	39 0 0 39	12 12 21 45
MIDDLETOWN TOWNSHIP KENNETH P. WALSH	TRAF 285 PARK 9 CRIM 595 TOTAL 889	0 0 22 22	5,792 794 2,259 8,845	0 0 289 289	0 0 6 6	0 0 70 70	2,364 44 640 3,048	0 0 200 200	466 7 530 1,003	3,314 \$ 478 \$ 1,004 \$ 4,796 \$	120,942 2,610 51,733 175,285	0 0 6 6	0 0 3 3	124 0 0 124	13 1 63 77

PROCEEDINGS IN THE MUNICIPAL COURTS (1)
TRAFFIC CASES (NON-PARKING), PARKING CASES AND CRIMINAL CASES
SEPTEMBER 1, 1976 TO AUGUST 31, 1977

MUNICIPAL COURT AND NAME OF JUDGE	TOTAL HOURS ON BENCH (REPORTED MONTHLY TO NEAREST HOUR) (2)	NOTICES IN LIEU OF COMPLAINTS HEARD, R:7-2 ("INFORMAL COMPLAINTS") (3)	COMPLAINTS FILED	INDICTABLE COMPLAINTS REFERRED TO COUNTY PROSECUTOR (4)	COMPLAINTS REFERRED TO J & CR COURT OR OTHER MUNICIPAL COURT	COMPLAINTS ADJUDICATED IN MUNIC. CT., ON WAIVER OF INDICT. & JURY TRIAL (5)	CONVICTIONS AND GUILTY PLEAS IN OPEN COURT	DISMISSALS AFTER COND. DISCH. (NARCOTICS) AND PRE-TRIAL INTERVENTION (6)	DISMISSALS AND FINDINGS OF NOT GUILTY OTHER THAN THOSE IN PRIOR COLUMN	COMPLAINTS DISPOSED OF THROUGH VIOLATIONS BUREAU, R:7-7	FINES, COURT COSTS & FORFEITURES OF BAIL ASSESSED (EVEN IF NOT ACTUALLY REC'D.) - TOTAL, COURT & VIOL. BUR.	DEFENDANTS SENTENCED TO JAIL	DEFENDANTS PLACED ON PROBATION (7)	N. J. MOTOR VEHICLE LICENSES REVOKED OR SUSPENDED BY THE COURT (8)	SUSPENDED SENTENCES (9)
MONMOUTH COUNTY CONTINUED															
MILLSTONE TOWNSHIP															
KENNETH R. SMITH JR.															
TRAF	48	0	1,228	0	0	0	145	0	37	855	25,237	0	0	14	3
PARK	0	0	0	0	0	0	0	0	0	0	0	0	0	0	0
CRIM	27	0	91	11	0	0	12	0	37	8	1,009	0	0	0	1
TOTAL	75	0	1,319	11	0	0	157	0	74	863	26,237	0	0	14	4
MONMOUTH BOROUGHS															
HARRY S. EVANS															
TRAF	28	0	272	0	0	0	130	0	14	115	9,121	0	0	1	0
PARK	8	0	89	0	0	0	6	0	15	74	970	0	0	0	0
CRIM	19	0	138	3	0	0	39	2	44	67	2,181	0	0	0	3
TOTAL	55	0	499	3	0	0	175	2	73	256	12,272	0	0	1	3
NEPTUNE CITY BOROUGHS															
ANDREW J. WILSON															
TRAF	54	0	1,448	0	0	0	831	0	48	532	29,856	6	0	32	30
PARK	3	0	107	0	0	0	39	0	6	100	883	0	0	0	1
CRIM	44	0	214	55	0	2	113	6	39	3	8,751	45	6	0	32
TOTAL	101	0	1,769	55	0	2	983	6	93	635	39,490	51	6	32	63
NEPTUNE TOWNSHIP															
PETER SHEBELL JR.															
TRAF	124	0	1,828	0	9	0	655	0	198	830	35,325	5	0	51	25
PARK	5	0	73	0	0	0	5	0	0	72	685	0	0	0	0
CRIM	225	12	1,403	299	214	0	378	8	457	95	23,182	26	3	0	34
TOTAL	354	12	3,304	299	232	0	1,038	8	655	997	55,192	31	3	51	59
OCEAN TOWNSHIP															
MICHAEL J. CERNIGLIARO															
TRAF	204	0	2,646	0	0	0	950	0	112	1,458	57,285	10	0	57	42
PARK	1	0	201	0	0	0	21	0	2	216	1,900	0	0	0	5
CRIM	207	1	594	130	0	0	237	11	172	0	21,974	74	0	0	32
TOTAL	412	1	3,441	130	0	0	1,208	11	286	1,674	34,159	84	0	57	79
OCEAN GROVE															
JAMES R. LAIRD															
TRAF	0	0	0	0	0	0	0	0	0	0	0	0	0	0	0
PARK	0	0	0	0	0	0	0	0	0	0	0	0	0	0	0
CRIM	0	0	0	0	0	0	0	0	0	0	0	0	0	0	0
TOTAL	0	0	0	0	0	0	0	0	0	0	0	0	0	0	0
OCEANPORT BOROUGHS															
WILLIAM S. THROCKMORTON															
TRAF	39	0	1,083	0	0	0	272	0	38	608	22,808	0	0	31	1
PARK	0	0	277	0	0	0	0	0	0	251	1,003	0	0	0	0
CRIM	31	0	76	14	0	0	39	0	20	7	1,440	2	0	0	17
TOTAL	70	0	1,436	14	0	0	311	0	58	866	25,251	2	0	31	18
RED BANK BOROUGHS															
ABRAHAM J. ZAGER															
TRAF	177	0	1,700	0	0	0	478	0	127	1,407	31,735	6	0	57	26
PARK	16	0	11,563	0	0	0	97	0	40	13,987	53,089	0	0	0	14
CRIM	228	3	1,210	200	158	6	507	24	238	163	21,271	23	9	0	141
TOTAL	421	3	14,473	200	158	6	1,082	24	405	15,557	115,095	29	9	57	181
ROOSEVELT BOROUGHS															
KENNETH R. SMITH JR.															
TRAF	2	0	13	0	0	0	2	0	0	10	184	0	0	0	0
PARK	0	0	0	0	0	0	0	0	0	0	0	0	0	0	0
CRIM	5	0	3	1	0	0	2	0	3	0	40	0	0	0	0
TOTAL	7	0	16	1	0	0	4	0	3	10	224	0	0	0	0
RUMSON BOROUGHS															
WILLIAM P. KIRKPATRICK															
TRAF	57	0	182	0	0	0	125	0	22	42	3,863	1	0	4	1
PARK	2	0	208	0	0	0	24	0	5	172	2,300	0	0	0	1
CRIM	15	0	455	0	0	0	32	4	18	280	4,700	4	2	0	4
TOTAL	74	0	845	0	0	0	181	4	45	494	13,863	5	2	4	6

PROCEEDINGS IN THE MUNICIPAL COURTS⁽¹⁾
TRAFFIC CASES (NON-PARKING), PARKING CASES AND CRIMINAL CASES
SEPTEMBER 1, 1976 TO AUGUST 31, 1977

MUNICIPAL COURT AND NAME OF JUDGE	TOTAL HOURS ON BENCH (REPORTED MONTHLY TO NEAREST HOUR) (2)	NOTICES IN LIEU OF COMPLAINTS HEARD, R.7:3-2, ("INFORMAL COMPLAINTS") (3)	COMPLAINTS FILED	INDICTABLE COMPLAINTS REFERRED TO COUNTY PROSECUTOR (4)	COMPLAINTS REFERRED TO J. OR COURT OR OTHER MUNICIPAL COURT	COMPLAINTS ADJUDICATED IN MUNICIPAL COURT ON WAIVER OF INDICT. & JURY TRIAL (5)	CONVICTIONS AND GUILTY PLEAS IN OPEN COURT	DISMISSALS AFTER COND. DISCH. (INAPPROPRIATE) AND PRE-TRIAL INTERVIEW (6)	DISMISSALS AND FINDINGS OF NOT GUILTY OTHER THAN THOSE IN PRIOR COLUMN	COMPLAINTS DISPOSED OF THROUGH VIOLATIONS BUREAU, R7-7	FINES, COURT COSTS & FORTIFURES OF BAIL ASSESSED (EVEN IF NOT ACTUALLY REC'D.). TOTAL, COURT & VIOL. BUR.	DEFENDANTS SENTENCED TO JAIL	DEFENDANTS PLACED ON PROBATION (7)	N. J. MOTOR VEHICLE LICENSES REVOKED OR SUSPENDED BY THE COURT (8)	SUSPENDED SENTENCES (9)
MONMOUTH COUNTY CONTINUED															
SEA BRIGHT BOROUGH ANDREW F. ZAZZALI, JR.	29	0	195	0	0	0	69	0	32	83	\$ 3,918	0	0	5	1
TRAF	7	0	299	0	0	0	15	0	7	282	\$ 2,985	0	0	0	2
PARK	28	0	140	21	0	0	37	0	84	45	\$ 2,805	9	2	0	11
CRIM	64	0	634	21	0	0	121	3	123	410	\$ 9,708	9	2	0	14
TOTAL															
SEA GIRT BOROUGH ROBERT A. MC KINLEY	14	0	109	0	0	0	39	0	6	52	\$ 2,890	0	0	4	1
TRAF	2	0	742	0	0	0	3	0	3	583	\$ 5,155	0	0	0	2
PARK	11	1	24	0	0	0	10	0	14	0	\$ 920	0	0	0	0
CRIM	27	1	875	0	0	0	52	0	23	635	\$ 3,965	0	0	4	3
TOTAL															
SHREWSBURY BOROUGH BERNARD H. HOFFMAN	70	0	1,401	0	0	0	265	0	51	966	\$ 23,454	0	0	7	0
TRAF	2	0	76	0	0	0	2	0	6	64	\$ 375	0	0	0	0
PARK	46	0	136	23	0	4	120	0	36	1	\$ 7,775	9	0	3	8
CRIM	118	0	1,613	23	0	4	387	0	93	1,031	\$ 31,604	9	0	10	8
TOTAL															
SHREWSBURY TOWNSHIP HARRY S. EVANS	13	0	57	0	0	0	15	0	10	42	\$ 1,384	1	0	0	0
TRAF	3	0	23	0	0	0	3	0	2	18	\$ 737	0	0	0	0
PARK	11	1	27	14	0	2	5	5	3	0	\$ 256	0	2	0	4
CRIM	27	1	107	14	0	2	23	5	15	60	\$ 1,877	1	2	0	4
TOTAL															
SOUTH BELMAR BOROUGH ROBERT A. MC KINLEY	23	0	257	0	0	0	85	0	6	38	\$ 4,005	0	0	10	1
TRAF	5	0	349	0	0	0	6	0	1	285	\$ 2,775	0	0	0	1
PARK	24	27	155	22	0	5	122	14	3	17	\$ 5,175	1	1	0	10
CRIM	52	27	761	22	0	5	213	14	10	340	\$ 11,955	1	1	10	12
TOTAL															
SPRING LAKE BOROUGH ROBERT A. MC KINLEY	23	0	179	0	0	0	42	0	11	81	\$ 3,234	0	0	9	0
TRAF	6	0	343	0	0	0	0	0	8	112	\$ 1,200	0	0	0	2
PARK	27	0	89	14	0	47	44	13	4	6	\$ 3,215	0	2	0	9
CRIM	56	0	611	14	0	47	86	13	23	199	\$ 7,649	0	2	9	11
TOTAL															
SPRING LAKE HEIGHTS BOROUGH FRANCIS E. DE LANEY, JR.	45	0	1,089	0	0	0	247	0	50	931	\$ 19,097	0	0	19	8
TRAF	9	0	760	0	0	0	7	0	5	558	\$ 11,170	0	0	0	1
PARK	47	0	155	16	1	0	53	6	27	36	\$ 2,330	0	0	0	1
CRIM	101	0	2,004	16	1	0	307	6	82	1,525	\$ 32,597	0	0	19	10
TOTAL															
TINTON FALLS BOROUGH WILLIAM I. KLATSKY	220	0	3,661	0	0	0	818	0	150	2,581	\$ 31,778	8	0	82	12
TRAF	0	0	16	0	0	0	0	0	0	14	\$ 110	0	0	0	0
PARK	41	10	208	66	0	0	160	6	26	1	\$ 5,835	4	4	0	3
CRIM	261	10	3,885	66	0	0	978	6	176	2,596	\$ 38,723	12	4	82	15
TOTAL															
UNION BEACH BOROUGH HERBERT B. BIERMAN	43	0	322	0	0	0	182	0	48	105	\$ 11,672	0	0	19	6
TRAF	8	0	249	0	0	0	18	0	3	172	\$ 2,380	0	0	0	10
PARK	48	33	412	85	1	6	150	1	193	5	\$ 13,200	3	6	0	29
CRIM	99	33	983	85	1	6	350	1	244	282	\$ 24,252	3	6	19	45
TOTAL															
WALL TOWNSHIP JOHN A. RICCIARDI	217	0	3,227	0	1	0	990	0	239	1,918	\$ 125,382	5	0	87	25
TRAF	0	0	528	0	0	0	5	0	7	492	\$ 4,750	0	0	0	3
PARK	100	9	679	195	1	0	170	37	188	12	\$ 23,390	13	29	0	43
CRIM	317	9	4,434	195	2	0	1,165	37	434	2,422	\$ 133,522	18	29	87	71
TOTAL															

PROCEEDINGS IN THE MUNICIPAL COURTS ⁽¹⁾
TRAFFIC CASES (NON-PARKING), PARKING CASES AND CRIMINAL CASES
SEPTEMBER 1, 1976 TO AUGUST 31, 1977

MUNICIPAL COURT AND NAME OF JUDGE	TOTAL HOURS ON BENCH, (REPORTED MONTHLY TO NEAREST HOUR) (2)	NOTICES IN LIEU OF COMPLAINTS HEARD, R.7-3.2, ("INFORMAL COMPLAINTS") (3)	COMPLAINTS FILED	INDICTABLE COMPLAINTS REFERRED TO COUNTY PROSECUTOR (4)	COMPLAINTS REFERRED TO J & DR COURT OR OTHER MUNICIPAL COURT	COMPLAINTS ADJUDICATED IN MUNIC. CT. ON WAIVER OF INDICT. & JURY TRIAL (5)	CONVICTIONS AND GUILTY PLEAS IN OPEN COURT	DISMISSALS AFTER COND. DISCH. (NARCOTICS) AND PRE-TRIAL INTERVENTION (6)	DISMISSALS AND FINDINGS OF NOT GUILTY OTHER THAN THOSE IN PRIOR COLUMN	COMPLAINTS DISPOSED OF THROUGH VIOLATIONS BUREAU, R17-7	FINES, COURT COSTS & FORFEITURES OF BAIL ASSESSED (EVEN IF NOT ACTUALLY REC'D.) - TOTAL, COURT & VIOL. BUR.	DEFENDANTS SENTENCED TO JAIL	DEFENDANTS PLACED ON PROBATION (7)	N. J. MOTOR VEHICLE LICENSES REVOKED OR SUSPENDED BY THE COURT (8)	SUSPENDED SENTENCES (9)
MONMOUTH COUNTY CONTINUED															
WEST LONG BRANCH BOROUGH															
GEORGE CIERI															
TRAF	75	0	735	0	1	0	307	0	31	402	\$ 15,246	2	0	19	1
PARK	2	0	486	0	0	0	42	0	7	420	\$ 5,398	0	0	3	0
CRIM	44	0	249	24	52	7	94	0	46	24	\$ 5,230	7	1	3	0
TOTAL	121	0	1,470	24	53	7	443	0	84	846	\$ 27,874	9	1	19	1
MONMOUTH COUNTY TOTALS															
TRAF	4,939	0	84,091	0	16	0	23,230	0	4,645	47,740	\$ 1,828,412	103	0	1,753	611
PARK	375	0	86,928	0	9	0	1,526	0	1,514	75,605	\$ 461,539	2	0	1	411
CRIM	4,595	478	24,625	4,006	705	242	8,572	654	6,107	3,344	\$ 536,149	568	214	6	1,213
TOTAL	9,909	478	195,644	4,006	730	242	33,328	654	12,266	126,689	\$ 2,826,100	673	214	1,760	2,235
MORRIS COUNTY															
BOONTON TOWN															
HENRY R VAN HOUTEN															
TRAF	57	0	314	0	0	0	168	0	34	107	\$ 13,890	5	1	24	2
PARK	13	0	3,795	0	0	0	163	0	11	3,379	\$ 21,752	0	0	3	0
CRIM	118	4	429	56	3	0	177	1	90	48	\$ 13,476	32	21	3	33
TOTAL	188	4	4,538	56	3	0	508	1	135	3,534	\$ 45,118	37	22	24	35
BOONTON TOWNSHIP															
HERBERT S FRIEND															
TRAF	36	0	186	0	0	0	87	0	7	139	\$ 4,983	2	0	7	0
PARK	4	0	101	0	0	0	17	0	1	60	\$ 815	0	0	7	0
CRIM	48	0	90	4	0	0	38	3	14	13	\$ 4,299	1	1	3	0
TOTAL	88	0	377	4	0	0	142	3	22	212	\$ 10,097	3	1	7	0
BUTLER BOROUGH															
GEORGE M DOMINGUEZ															
TRAF	32	0	531	0	0	0	105	0	30	348	\$ 13,460	0	0	19	1
PARK	7	0	1,044	0	0	0	25	0	8	1,036	\$ 3,506	0	0	3	3
CRIM	30	3	599	39	2	3	88	6	36	413	\$ 3,052	3	7	3	5
TOTAL	69	3	2,174	39	2	3	218	6	74	1,797	\$ 25,018	3	7	19	9
CHATHAM BOROUGH															
VINCENT J MC MANN, JR															
TRAF	39	0	375	0	0	0	111	0	15	293	\$ 11,043	0	0	7	1
PARK	3	0	1,642	0	0	0	11	0	29	1,630	\$ 3,712	0	0	3	5
CRIM	35	2	57	13	0	0	27	2	11	0	\$ 3,690	4	0	3	8
TOTAL	77	2	2,074	13	0	0	149	2	55	1,923	\$ 23,445	4	0	7	14
CHATHAM TOWNSHIP															
MARIUS GRASSO															
TRAF	50	0	859	0	0	0	246	0	45	565	\$ 18,567	2	0	24	1
PARK	0	0	288	0	0	0	6	0	13	261	\$ 1,525	0	0	3	0
CRIM	39	0	80	25	0	0	42	7	19	0	\$ 4,870	1	0	3	1
TOTAL	89	0	1,227	25	0	0	294	7	77	826	\$ 24,962	3	0	24	2
CHESTER BOROUGH															
HUGH B MC CLUSKEY															
TRAF	72	0	580	0	0	0	143	0	43	362	\$ 11,171	0	0	12	3
PARK	8	0	108	0	0	0	9	0	12	82	\$ 991	0	0	3	0
CRIM	35	0	94	13	0	0	48	20	3	0	\$ 3,797	1	0	3	0
TOTAL	115	0	782	13	0	0	200	20	58	444	\$ 15,959	1	0	12	3
CHESTER TOWNSHIP															
BAROLD GUREVITZ															
TRAF	40	0	1,712	0	0	0	315	0	122	1,253	\$ 23,869	0	0	13	10
PARK	5	0	153	0	0	0	2	0	16	138	\$ 1,500	0	0	3	1
CRIM	27	0	188	11	0	0	60	124	37	73	\$ 4,215	2	2	3	6
TOTAL	72	0	2,053	11	0	0	377	124	175	1,464	\$ 34,584	2	2	13	17
DENVILLE TOWNSHIP															
JAMES R HILLAS JR															
TRAF	243	0	2,364	0	0	0	890	0	191	1,258	\$ 72,849	16	1	111	13
PARK	7	0	2,242	0	0	0	40	0	50	2,241	\$ 11,370	0	0	3	4
CRIM	103	0	589	235	7	1	215	28	107	24	\$ 13,413	21	7	3	27
TOTAL	353	0	5,195	235	7	1	1,145	28	348	3,523	\$ 77,629	37	8	114	44

PROCEEDINGS IN THE MUNICIPAL COURTS ⁽¹⁾
TRAFFIC CASES (NON-PARKING), PARKING CASES AND CRIMINAL CASES
SEPTEMBER 1, 1976 TO AUGUST 31, 1977

MUNICIPAL COURT AND NAME OF JUDGE	TOTAL HOURS ON BENCH, (REPORTED MONTHLY TO NEAREST HOUR) (2)	NOTICES IN LIEU OF COMPLAINTS HEARD, R7-3-2. ("INFORMAL COMPLAINTS") (3)	COMPLAINTS FILED	INDICTABLE COMPLAINTS REFERRED TO COUNTY PROSECUTOR (4)	COMPLAINTS REFERRED TO J & DR COURT OR OTHER MUNICIPAL COURT	COMPLAINTS ADJUDICATED IN MUNIC. CT., ON WAIVER OF INDICT. & JURY TRIAL (5)	CONVICTIONS AND GUILTY PLEAS IN OPEN COURT	DISMISSALS AFTER COND. DISCH. (NARCOTICS) AND PRE-TRIAL INTERVENTION (6)	DISMISSALS AND FINDINGS OF NOT GUILTY OTHER THAN THOSE IN PRIOR COLUMN	COMPLAINTS DISPOSED OF THROUGH VIOLATIONS BUREAU, R7-7	FINES, COURT COSTS & FORFEITURES OF BAIL-ASSESSED (EVEN IF NOT ACTUALLY REC'D.)-TOTAL, COURT & VIOL. BUR.	DEFENDANTS SENTENCED TO JAIL	DEFENDANTS PLACED ON PROBATION (7)	N.J. MOTOR VEHICLE LICENSES REVOKED OR SUSPENDED BY THE COURT (8)	SUSPENDED SENTENCES (9)
MORRIS COUNTY CONTINUED															
DOVER TOWN															
GEORGE KOPITA, JR															
TRAF	84	0	1,277	0	0	0	572	0	89	566	\$ 49,678	1	0	31	14
PARK	23	0	9,200	0	0	0	287	0	307	8,512	\$ 41,091	0	0	0	0
CRIM	92	0	829	107	0	4	349	20	143	8	\$ 23,586	12	3	0	18
TOTAL	199	0	11,306	107	0	4	1,208	20	539	9,086	\$ 113,355	13	3	31	52
EAST HANOVER TOWNSHIP															
JOSEPH T DARCY															
TRAF	52	0	1,378	0	0	0	295	0	55	950	\$ 31,455	1	0	19	7
PARK	6	0	504	0	0	0	2	0	5	495	\$ 3,203	0	0	0	1
CRIM	35	0	354	34	0	3	53	8	63	221	\$ 4,679	6	13	0	9
TOTAL	93	0	2,236	34	0	3	350	8	123	1,666	\$ 37,337	7	13	19	12
FLORHAM PARK BOROUGH															
DEAN STEWARD JR															
TRAF	69	0	543	0	6	0	139	0	14	433	\$ 3,421	1	1	0	1
PARK	0	0	295	0	0	0	0	0	0	278	\$ 2,800	0	0	0	2
CRIM	33	0	133	18	0	2	31	3	4	8	\$ 1,720	3	2	0	2
TOTAL	102	0	971	18	6	2	170	3	18	719	\$ 14,031	4	3	0	5
HANOVER TOWNSHIP															
AUGUST MAFFEI															
TRAF	97	0	1,883	0	0	0	367	0	70	1,410	\$ 38,406	0	0	27	0
PARK	0	0	309	0	0	0	10	0	20	253	\$ 2,705	0	0	0	0
CRIM	37	3	402	63	0	0	94	2	72	36	\$ 9,515	4	4	2	15
TOTAL	134	3	2,594	63	0	0	471	2	162	1,699	\$ 47,626	4	4	29	15
HARDING TOWNSHIP															
JOEL A MURPHY															
TRAF	38	0	1,490	0	0	0	355	0	57	949	\$ 23,012	0	0	21	1
PARK	1	0	86	0	0	0	7	0	2	59	\$ 735	0	0	0	0
CRIM	20	0	128	20	0	0	33	12	9	31	\$ 2,000	1	3	0	0
TOTAL	59	0	1,704	20	0	0	395	12	68	1,039	\$ 31,747	1	3	21	1
JEFFERSON TOWNSHIP															
MORIS SEEBER															
TRAF	115	0	1,105	0	1	0	478	0	60	596	\$ 32,531	5	0	47	2
PARK	0	0	213	0	0	0	14	0	4	144	\$ 2,060	0	0	0	0
CRIM	46	0	594	138	8	4	226	11	124	82	\$ 13,271	19	1	0	22
TOTAL	161	0	1,912	138	9	4	718	11	188	822	\$ 47,862	24	1	47	24
KINNELON BOROUGH															
VICTOR C HANSEN															
TRAF	34	0	692	0	0	0	226	0	16	420	\$ 14,624	1	0	29	5
PARK	7	0	581	0	0	0	21	0	2	478	\$ 3,290	0	0	0	8
CRIM	18	0	235	43	1	0	84	6	27	51	\$ 8,729	4	10	0	10
TOTAL	59	0	1,508	43	1	0	331	6	45	949	\$ 25,643	5	10	31	23
LINCOLN PARK BOROUGH															
JAMES E WILSON															
TRAF	39	0	268	0	0	0	113	0	19	194	\$ 7,505	0	0	8	0
PARK	8	0	105	0	0	0	10	0	2	127	\$ 1,130	0	0	0	0
CRIM	43	0	153	8	0	3	78	13	37	76	\$ 5,015	2	2	0	0
TOTAL	90	0	526	8	0	3	201	13	58	397	\$ 13,650	2	2	8	0
MADISON BOROUGH															
JOEL A MURPHY															
TRAF	91	0	1,526	0	0	0	407	0	35	1,044	\$ 33,751	0	0	20	40
PARK	13	0	3,641	0	0	0	30	0	99	3,129	\$ 17,379	0	0	0	22
CRIM	65	1	301	84	0	2	131	11	55	15	\$ 4,740	3	3	0	26
TOTAL	169	1	5,468	84	0	2	568	11	189	4,188	\$ 55,170	3	3	20	88
MENDHAM BOROUGH															
BURTON C PARISER															
TRAF	39	0	566	0	0	0	157	0	33	756	\$ 13,834	0	0	13	7
PARK	9	0	461	0	0	0	20	0	1	427	\$ 3,106	0	0	0	3
CRIM	24	0	154	28	0	0	47	2	30	24	\$ 2,351	5	8	0	9
TOTAL	72	0	1,181	28	0	0	224	2	64	807	\$ 19,291	5	8	13	14

PROCEEDINGS IN THE MUNICIPAL COURTS ⁽¹⁾
TRAFFIC CASES (NON-PARKING), PARKING CASES AND CRIMINAL CASES
SEPTEMBER 1, 1976 TO AUGUST 31, 1977

MUNICIPAL COURT AND NAME OF JUDGE	TOTAL HOURS ON BENCH (REPORTED MONTHLY TO NEAREST HOUR) (2)	NOTICES IN LIEU OF COMPLAINTS HEARD, R7-32. ("INFORMAL COMPLAINTS") (3)	COMPLAINTS FILED	INDICTABLE COMPLAINTS REFERRED TO COUNTY PROSECUTOR (4)	COMPLAINTS REFERRED TO J & DR COURT OR OTHER MUNICIPAL COURT	COMPLAINTS ADJUDICATED IN MUNIC. CT., ON WAIVER OF INDICT. & JURY TRIAL (5)	CONVICTIONS AND GUILTY PLEAS IN OPEN COURT	DISMISSALS AFTER COND. DISCH. (NARCOTICS) AND PRE-TRIAL INTERVENTION (6)	DISMISSALS AND FINDINGS OF NOT GUILTY OTHER THAN THOSE IN PRIOR COLUMN	COMPLAINTS DISPOSED OF THROUGH VIOLATIONS BUREAU, R7-7	FINES, COURT COSTS & FORFEITURES OF BAIL ASSESSED (EVEN IF NOT ACTUALLY REC'D.), TOTAL, COURT & VIOL. BUR.	DEFENDANTS SENTENCED TO JAIL	DEFENDANTS PLACED ON PROBATION (7)	N. J. MOTOR VEHICLE LICENSES REVOKED OR SUSPENDED BY THE COURT (8)	SUSPENDED SENTENCES (9)
MORRIS COUNTY CONTINUED															
MENDHAM TOWNSHIP BURTON C. PARISER	TRAF 53 PARK 5 CRIM 26 TOTAL 84	0 0 0 0	619 53 92 764	0 0 21 21	0 0 0 0	0 0 0 0	160 13 48 221	0 0 8 8	47 1 10 59	413 \$ 46 \$ 17 \$ 476 \$	16,249 567 1,955 18,771	1 0 4 5	0 0 2 2	15 0 0 15	4 3 5 12
NINE HILL TOWNSHIP JOHN R. LEITH	TRAF 92 PARK 7 CRIM 35 TOTAL 134	0 0 4 4	711 146 111 968	0 0 22 22	0 0 0 0	0 0 0 0	187 12 34 233	0 0 0 0	19 2 14 35	416 \$ 124 \$ 0 \$ 540 \$	14,987 1,655 1,890 13,532	0 0 3 3	0 0 5 5	13 0 0 19	2 2 17 14
MONTVILLE TOWNSHIP HERBERT S. FRIEND	TRAF 172 PARK 6 CRIM 128 TOTAL 306	0 0 5 5	931 222 398 1,551	0 0 61 61	2 0 0 2	0 0 1 1	250 6 119 375	0 0 0 0	74 4 65 143	527 \$ 122 \$ 90 \$ 739 \$	27,506 970 13,494 33,970	3 0 2 5	0 0 10 10	39 0 0 39	2 0 1 3
MORRIS TOWNSHIP JOHN A. ZEISS	TRAF 97 PARK 9 CRIM 35 TOTAL 141	0 0 0 0	1,769 1,869 225 3,863	0 0 15 15	0 0 0 0	0 0 0 0	348 55 188 591	0 0 2 2	54 102 6 162	1,403 \$ 1,361 \$ 1 \$ 2,765 \$	33,919 7,105 5,370 51,394	0 0 0 0	0 0 1 1	0 0 0 0	0 0 0 0
MORRIS PLAINS BOROUGH FRANCIS A. BOCK	TRAF 107 PARK 7 CRIM 35 TOTAL 149	0 0 0 0	1,008 988 220 2,216	0 0 10 10	0 0 1 1	0 0 0 0	389 12 76 477	0 0 10 10	71 13 46 130	559 \$ 828 \$ 22 \$ 1,409 \$	38,325 6,300 15,880 50,505	8 0 5 13	0 0 1 1	35 0 0 35	0 0 5 5
MORRISTOWN TOWNSHIP HAROLD SUFVITZ	TRAF 163 PARK 24 CRIM 157 TOTAL 344	0 0 17 17	1,466 20,913 1,435 23,814	0 0 163 163	0 1 1 1	0 0 0 0	469 125 331 925	0 0 6 6	120 416 203 739	963 \$ 15,194 \$ 0 \$ 17,157 \$	53,493 52,676 3,642 135,811	0 0 51 51	0 0 20 20	7 0 0 7	1 11 52 64
MOUNTAIN LAKES BOROUGH LAWRENCE WILLNER	TRAF 47 PARK 5 CRIM 19 TOTAL 71	0 0 0 0	396 35 99 530	0 0 9 9	0 0 0 0	0 0 0 0	130 5 33 168	0 0 0 0	23 0 13 36	222 \$ 26 \$ 35 \$ 283 \$	3,820 290 1,345 17,455	0 0 1 1	0 0 2 2	12 5 0 17	0 0 4 4
MOUNT ARLINGTON BOROUGH ALEX LAZORISAK	TRAF 109 PARK 0 CRIM 30 TOTAL 139	0 0 0 0	491 164 210 865	0 0 48 48	0 0 0 0	0 0 0 0	168 3 49 220	0 0 13 13	23 2 15 40	327 \$ 99 \$ 15 \$ 441 \$	15,016 628 2,695 19,339	2 0 0 2	0 0 3 3	22 0 8 30	0 0 1 1
MOUNT OLIVE TOWNSHIP MICHAEL T. HENCHY	TRAF 206 PARK 0 CRIM 94 TOTAL 300	0 0 4 4	4,125 262 382 4,769	0 0 56 56	0 0 0 0	0 0 4 4	416 8 98 522	0 0 13 13	70 4 110 184	3,767 \$ 253 \$ 49 \$ 4,069 \$	91,162 1,676 5,749 99,587	2 0 3 5	0 0 5 5	36 0 0 36	5 0 2 7
MOUNT TABOR TOWNSHIP RONALD NEWIRTH	TRAF 2 PARK 16 CRIM 4 TOTAL 22	0 0 0 0	15 241 3 259	0 0 0 0	0 0 0 0	0 0 0 0	8 51 5 64	0 0 0 0	2 52 2 56	1 \$ 215 \$ 3 \$ 219 \$	210 2,647 85 2,942	0 0 0 0	0 0 0 0	0 0 0 0	0 0 0 0

PROCEEDINGS IN THE MUNICIPAL COURTS⁽¹⁾
TRAFFIC CASES (NON-PARKING), PARKING CASES AND CRIMINAL CASES
SEPTEMBER 1, 1976 TO AUGUST 31, 1977

MUNICIPAL COURT AND NAME OF JUDGE	TOTAL HOURS ON BENCH (REPORTED MONTHLY TO NEAREST HOUR) (2)	NOTICES IN LIEU OF COMPLAINTS HEARD, R-732, ("INFORMAL COMPLAINTS") (3)	COMPLAINTS FILED	INDICTABLE COMPLAINTS REFERRED TO COUNTY PROSECUTOR (4)	COMPLAINTS REFERRED TO JUDGE OR OTHER MUNICIPAL COURT	COMPLAINTS ADJUDICATED IN MUNICIPAL COURT, ON WAIVER OF INDICT. & JURY TRIAL (5)	CONVICTIONS AND GUILTY PLEAS IN OPEN COURT	DISMISSALS AFTER COND. DISCH. (NAP-COTIC) AND PRE-TRIAL INTERVENTION (6)	DISMISSALS AND FINDINGS OF NOT GUILTY OTHER THAN THOSE IN PRIOR COLUMN	COMPLAINTS DISMISSED THROUGH VIOLATIONS BUREAU, R-77	FINES, COURT COSTS & FORFEITURES OF BAIL ASSESSED (EVEN IF NOT ACTUALLY RECD.) TOTAL, COURT & VIOL. BUREAU	DEFENDANTS SENTENCED TO JAIL	DEFENDANTS PLACED ON PROBATION (7)	N. J. MOTOR VEHICLE LICENSES REVOKED OR SUSPENDED BY THE COURT (8)	SUSPENDED SENTENCES (9)
MORRIS COUNTY CONTINUED															
NETCONG BOROUGHS															
ARTHUR G. D'ALESSANDRO															
TRAF	22	0	470	0	0	0	82	0	20	290 \$	11,368	0	0	10	1
PARK	5	0	413	0	0	0	6	0	14	371 \$	2,126	0	0	0	3
CRIM	21	0	263	67	0	0	83	2	65	16 \$	3,310	2	0	0	1
TOTAL	48	0	1,146	67	0	0	171	2	99	677 \$	21,804	2	0	10	5
PARSONS TOWNSHIP															
DAVID SIMON															
TRAF	137	0	11,491	0	2	0	1,369	0	379	5,788 \$	157,796	3	0	114	2
PARK	9	0	2,663	0	0	0	126	0	82	1,714 \$	16,150	0	0	0	0
CRIM	157	2	1,329	322	15	9	377	39	316	0 \$	43,686	12	4	1	33
TOTAL	303	2	15,483	322	17	9	1,872	39	777	8,502 \$	227,832	15	4	115	35
PASSAIC TOWNSHIP															
BURTIS W. HORNER															
TRAF	50	0	813	0	2	0	201	0	20	600 \$	18,582	4	0	16	5
PARK	3	0	88	0	0	0	1	0	7	122 \$	353	0	0	0	0
CRIM	27	0	212	13	0	0	97	28	27	140 \$	10,172	6	0	0	7
TOTAL	80	0	1,113	13	2	0	299	28	54	862 \$	29,107	10	0	16	12
PEQUANNOCK TOWNSHIP															
HERBERT W. IRWIN															
TRAF	39	0	449	0	0	0	181	0	38	200 \$	13,834	2	1	44	3
PARK	2	0	166	0	0	0	13	0	0	141 \$	956	0	0	0	0
CRIM	61	5	264	71	0	0	113	15	47	5 \$	6,545	18	31	1	19
TOTAL	102	5	879	71	0	0	307	15	85	346 \$	21,335	20	32	45	22
RANDOLPH TOWNSHIP															
LARRY I. KRON															
TRAF	162	0	2,019	0	0	0	894	0	87	1,406 \$	57,420	2	4	66	7
PARK	0	0	840	0	0	0	10	0	17	773 \$	3,995	0	0	0	0
CRIM	80	2	574	25	5	2	348	35	54	54 \$	19,192	6	10	0	14
TOTAL	242	2	3,433	25	5	2	1,252	35	158	2,233 \$	80,607	8	14	66	21
RIVERDALE BOROUGHS															
JOSEPH R. BRUMALE															
TRAF	47	0	525	0	0	0	159	0	21	281 \$	10,347	0	0	10	1
PARK	0	0	99	0	0	0	0	0	1	87 \$	930	0	0	0	0
CRIM	17	0	64	18	0	0	26	11	7	0 \$	1,435	0	0	0	1
TOTAL	64	0	688	18	0	0	185	11	29	368 \$	12,712	0	0	10	2
ROCKAWAY BOROUGHS															
JOHN A. ZEIS															
TRAF	76	0	714	0	0	0	234	0	42	345 \$	20,816	1	0	26	1
PARK	8	0	1,271	0	0	0	22	0	181	834 \$	5,653	0	0	0	0
CRIM	60	0	433	64	0	0	158	0	193	0 \$	7,428	14	4	0	3
TOTAL	144	0	2,418	64	0	0	414	0	416	1,179 \$	34,897	15	4	26	4
ROCKAWAY TOWNSHIP															
ROBERT B. COOPERMAN															
TRAF	127	0	3,295	0	0	0	733	0	136	2,388 \$	33,233	4	0	101	24
PARK	11	0	393	0	0	0	18	0	9	323 \$	3,540	0	0	0	5
CRIM	167	0	568	133	1	0	231	27	110	50 \$	16,247	11	0	0	16
TOTAL	305	0	4,256	133	1	0	982	27	255	2,761 \$	53,020	15	0	101	45
ROXBURY TOWNSHIP															
ROBERT B. COOPERMAN															
TRAF	202	0	8,166	0	0	0	1,133	0	258	5,524 \$	171,133	3	0	136	46
PARK	20	0	1,221	0	0	0	57	0	34	945 \$	7,891	0	0	0	19
CRIM	167	0	1,364	290	2	3	621	7	168	84 \$	72,895	6	0	0	31
TOTAL	389	0	10,751	290	2	3	1,811	7	460	6,553 \$	251,919	9	0	136	96
VICTORY GARDENS BOROUGHS															
BORIS SEEBER															
TRAF	30	0	534	0	0	0	238	0	16	279 \$	14,598	0	0	9	1
PARK	4	0	65	0	0	0	6	0	2	51 \$	705	0	0	0	0
CRIM	19	0	63	13	0	1	34	0	20	0 \$	3,007	1	0	0	3
TOTAL	53	0	662	13	0	1	278	0	38	330 \$	18,310	1	0	9	4

PROCEEDINGS IN THE MUNICIPAL COURTS ⁽¹⁾
TRAFFIC CASES (NON-PARKING), PARKING CASES AND CRIMINAL CASES
SEPTEMBER 1, 1976 TO AUGUST 31, 1977

MUNICIPAL COURT AND NAME OF JUDGE	TOTAL HOURS ON BENCH (REPORTED MONTHLY TO NEAREST HOUR) (2)	NOTICES IN LIEU OF COMPLAINTS HEARD, R.7-32, (INFORMAL COMPLAINTS) (3)	COMPLAINTS FILED	INDICTABLE COMPLAINTS REFERRED TO COUNTY PROSECUTOR (4)	COMPLAINTS REFERRED TO J.A. OR COURT OR OTHER MUNICIPAL COURT	COMPLAINTS ADJUDICATED IN MUNIC. CT., ON WAIVER OF INDICT. & JURY TRIAL (5)	CONVICTIONS AND GUILTY PLEAS IN OPEN COURT	DISMISSALS AFTER CONDO. DISCH. (INAPPROPRIATE) AND PRE-TRIAL INTERVENTION (6)	DISMISSALS AND FINDINGS OF NOT GUILTY OTHER THAN THOSE IN PRIOR COLUMN	COMPLAINTS DISPOSED OF THROUGH VIOLATIONS BUREAU, R.7-7	FINES, COURT COSTS & FORFEITURES OF BAIL ASSESSED (EVEN IF NOT ACTUALLY RECD.) - TOTAL COURT & VIOL. BUR.	DEFENDANTS SENTENCED TO JAIL	DEFENDANTS PLACED ON PROBATION (7)	N. J. MOTOR VEHICLE LICENSES REVOKED OR SUSPENDED BY THE COURT (8)	SUSPENDED SENTENCES (9)
MORRIS COUNTY CONTINUED															
WASHINGTON TOWNSHIP															
ARTHUR G. MALESSANDRO															
TRAF	42	0	1,366	0	0	0	253	0	61	1,062 \$	23,731	1	0	15	5
PARK	0	0	35	0	0	0	1	0	4	33 \$	220	0	0	0	1
CRIM	30	9	145	18	0	7	68	8	24	31 \$	8,761	1	2	0	1
TOTAL	72	9	1,546	18	0	7	322	8	89	1,126 \$	32,712	2	2	15	7
WHARTON BOROUGH															
GEORGE F. KORPITA JR.															
TRAF	34	0	384	0	0	0	95	0	29	251 \$	10,080	0	0	5	0
PARK	1	0	381	0	0	0	12	0	7	367 \$	2,485	0	0	0	10
CRIM	35	0	196	29	0	0	65	0	67	48 \$	4,975	1	0	0	1
TOTAL	70	0	961	29	0	0	172	0	103	666 \$	17,540	1	0	5	11
MORRIS COUNTY TOTALS															
TRAF	3,243	0	59,406	0	13	0	13,271	0	2,545	39,255 \$	1,327,974	70	8	1,199	208
PARK	256	0	57,296	0	0	0	1,236	0	1,536	47,758 \$	249,278	0	0	5	103
CRIM	2,252	61	14,059	2,407	46	51	5,023	503	2,463	1,783 \$	394,364	271	186	14	421
TOTAL	5,751	61	130,761	2,407	59	51	19,530	503	6,544	88,796 \$	1,971,616	341	194	1,218	732
OCEAN COUNTY															
BARNEGAT LIGHT BOROUGH															
THOMAS GRANT BERNARD															
TRAF	14	0	59	0	0	0	23	0	4	43 \$	1,318	0	0	2	0
PARK	7	0	162	0	0	0	3	0	1	167 \$	1,817	0	0	0	0
CRIM	4	0	21	6	0	0	3	0	0	13 \$	1,105	0	0	0	0
TOTAL	25	0	242	6	0	0	29	0	5	223 \$	4,240	0	0	2	0
BAY HEAD BOROUGH															
ROBERT A. MC KINLEY															
TRAF	17	0	428	0	0	0	49	0	11	334 \$	8,511	0	0	9	1
PARK	2	0	680	0	0	0	12	0	7	548 \$	4,884	0	0	0	3
CRIM	22	0	143	6	2	0	30	24	18	65 \$	2,840	0	4	1	11
TOTAL	41	0	1,251	6	2	0	91	24	36	947 \$	16,235	0	4	10	15
BEACH HAVEN BOROUGH															
THOMAS GRANT BERNARD															
TRAF	46	0	734	0	1	0	217	0	47	444 \$	20,644	0	0	14	0
PARK	11	0	1,505	0	0	0	35	0	2	710 \$	5,907	0	0	0	0
CRIM	40	2	315	29	0	0	106	0	57	131 \$	10,995	3	2	0	7
TOTAL	97	2	2,554	29	1	0	358	0	106	1,285 \$	39,546	3	2	14	7
BEACHWOOD & PINE BEACH BOROS															
MARTIN B. ANTON															
TRAF	124	0	2,087	0	0	0	589	0	96	1,328 \$	53,852	2	0	81	5
PARK	0	0	24	0	0	0	0	0	0	10 \$	155	0	0	0	0
CRIM	31	5	352	25	0	3	127	1	86	27 \$	5,315	13	8	0	9
TOTAL	155	5	2,463	25	0	3	716	1	182	1,365 \$	70,322	15	8	81	14
BERKELEY TOWNSHIP															
BERNARD A. KANNEN															
TRAF	100	0	1,229	0	0	0	506	0	97	538 \$	39,799	3	2	70	8
PARK	11	0	643	0	0	0	20	0	15	534 \$	7,450	0	0	0	5
CRIM	107	1	815	83	0	0	364	20	286	52 \$	20,716	11	18	0	57
TOTAL	218	1	2,687	83	0	0	890	20	398	1,124 \$	57,965	14	20	70	70
BRICK TOWNSHIP															
SAMUEL MORRIS															
TRAF	238	0	5,758	0	0	0	1,089	0	318	5,142 \$	138,488	4	0	250	3
PARK	0	0	600	0	0	0	0	0	2	733 \$	4,785	0	0	0	0
CRIM	157	13	1,229	279	0	1	448	12	467	50 \$	50,381	10	62	0	34
TOTAL	395	13	7,587	279	0	1	1,537	12	787	5,925 \$	243,654	14	62	250	37
DOVER TOWNSHIP															
FRANCIS X. HALLIGAN JR.															
TRAF	301	0	7,440	0	40	0	1,988	0	297	4,090 \$	152,937	8	3	184	92
PARK	15	0	6,655	0	0	0	342	0	33	5,966 \$	29,652	0	0	0	38
CRIM	265	17	2,772	407	82	0	1,042	8	731	259 \$	52,420	16	76	0	253
TOTAL	581	17	16,867	407	122	0	3,372	8	1,061	10,315 \$	245,009	24	79	184	383

PROCEEDINGS IN THE MUNICIPAL COURTS⁽¹⁾
TRAFFIC CASES (NON-PARKING), PARKING CASES AND CRIMINAL CASES
SEPTEMBER 1, 1976 TO AUGUST 31, 1977

MUNICIPAL COURT AND NAME OF JUDGE	TOTAL HOURS ON BENCH (REPORTED MONTHLY TO NEAREST HOUR) (2)	NOTICES IN LIEU OF COMPLAINTS HEARD, R:3-2. ("INFORMAL COMPLAINTS") (3)	COMPLAINTS FILED	INDICTABLE COMPLAINTS REFERRED TO COUNTY PROSECUTOR (4)	COMPLAINTS REFERRED TO J & DR COURT OR OTHER MUNICIPAL COURT	COMPLAINTS ADJUDICATED IN MUNICIPAL COURT ON WAIVER OF INDICT. & JURY TRIAL (5)	CONVICTIONS AND GUILTY PLEAS IN OPEN COURT	DISMISSALS AFTER COND. DISCH. (NARCOTICS) AND PRE-TRIAL INTERVENTION (6)	DISMISSALS AND FINDINGS OF NOT GUILTY OTHER THAN THOSE IN PRIOR COLUMN	COMPLAINTS DISPOSED OF THROUGH VIOLATIONS BUREAU, R:7-7	FINES, COURT COSTS & FORFEITURES OF BAIL ASSESSED (EVEN IF NOT ACTUALLY RECD.). TOTAL, COURT & VIOL. BUR.	DEFENDANTS SENTENCED TO JAIL	DEFENDANTS PLACED ON PROBATION (7)	N. J. MOTOR VEHICLE LICENSES REVOKED OR SUSPENDED BY THE COURT (8)	SUSPENDED SENTENCES (9)
OCEAN COUNTY CONTINUED															
EAGLESWOOD TWP MICHAEL ANDRUS	TRAF 23 PARK 0 CRIM 18 TOTAL 41	0 0 1 1	353 0 63 416	0 0 16 16	0 0 7 7	0 0 3 3	88 0 35 123	0 0 1 1	19 0 18 37	215 \$ 0 \$ 11 \$ 226 \$	7,242 0 2,455 9,697	1 0 2 3	0 0 2 2	23 0 0 23	0 0 8 8
HARVEY CEDARS BOROUGHS BARRETT A LARDIER F	TRAF 10 PARK 1 CRIM 3 TOTAL 14	0 0 0 0	139 86 28 253	0 0 1 1	0 0 0 0	0 0 0 0	25 1 8 34	0 0 0 1	4 0 2 6	66 \$ 68 \$ 12 \$ 146 \$	2,876 835 720 4,431	0 0 0 0	0 0 0 0	2 0 0 2	0 0 0 0
ISLAND HEIGHTS BOROUGHS PETER J GIOVINE	TRAF 13 PARK 0 CRIM 12 TOTAL 25	0 0 0 0	348 21 53 422	0 0 3 3	0 0 0 0	0 0 0 0	100 0 28 128	0 0 4 4	24 0 5 29	185 \$ 23 \$ 0 \$ 208 \$	5,725 230 1,513 7,468	0 0 0 0	0 0 2 2	5 0 0 5	2 0 1 3
JACKSON TOWNSHIP NATHANIEL H ROTH	TRAF 113 PARK 1 CRIM 69 TOTAL 183	0 0 18 18	3,248 278 759 4,285	0 0 111 111	21 0 1 22	0 0 21 21	740 12 165 917	0 0 2 2	194 29 359 581	1,975 \$ 231 \$ 76 \$ 2,282 \$	59,128 2,055 13,339 34,522	9 0 91 40	0 0 6 6	70 0 0 70	53 0 61 114
LACEY TOWNSHIP PETER J GIOVINE	TRAF 88 PARK 4 CRIM 36 TOTAL 128	0 0 9 9	872 139 360 1,371	0 0 63 63	0 0 0 0	0 0 0 0	237 4 107 348	0 0 1 1	67 4 119 190	517 \$ 117 \$ 24 \$ 658 \$	25,176 1,185 13,260 39,621	1 0 5 6	2 0 7 9	23 0 0 23	19 2 28 49
LAKEHURST BOROUGHS SIFGRIFOW STEEL F	TRAF 99 PARK 0 CRIM 98 TOTAL 197	0 0 5 5	906 114 506 1,526	0 0 43 43	0 0 6 6	0 0 0 0	268 0 147 415	0 0 26 26	39 0 68 107	243 \$ 63 \$ 24 \$ 330 \$	22,941 610 9,257 33,908	6 0 26 32	4 0 23 27	63 0 0 63	15 0 13 28
LAKEWOOD TOWNSHIP ALBERT SPITZER	TRAF 150 PARK 20 CRIM 199 TOTAL 369	0 0 117 117	2,702 1,088 1,368 5,158	0 0 262 262	0 0 0 0	0 0 2 2	841 66 483 1,390	0 0 6 6	303 32 711 1,046	1,311 \$ 877 \$ 0 \$ 2,188 \$	71,402 5,631 24,575 101,608	24 0 166 190	0 0 11 11	119 0 0 119	281 11 98 390
LAVALLETTE BOROUGHS BERNARD J DOHERTY	TRAF 32 PARK 9 CRIM 38 TOTAL 79	0 0 0 0	985 453 262 1,700	0 0 26 26	0 0 0 0	0 0 0 0	226 8 89 323	0 0 12 12	92 28 66 186	551 \$ 377 \$ 62 \$ 990 \$	13,482 3,746 3,535 25,763	2 0 7 9	0 0 1 1	19 0 0 19	20 0 8 28
LITTLE FOG HARBOR TOWNSHIP FRANK J DUPIGNAC JR	TRAF 78 PARK 0 CRIM 35 TOTAL 113	0 0 12 12	1,225 112 198 1,535	0 0 28 28	0 1 0 1	0 0 11 11	202 2 76 280	0 0 2 2	51 1 44 96	962 \$ 107 \$ 52 \$ 1,121 \$	27,881 1,055 9,634 39,570	0 0 2 2	0 0 4 4	32 0 0 32	3 0 3 6
LONG BEACH TWP THOMAS GRANT BERNARD	TRAF 101 PARK 14 CRIM 45 TOTAL 160	0 0 7 7	1,409 2,120 336 3,865	0 0 53 53	0 0 0 0	0 0 0 0	320 49 108 477	0 0 7 7	52 16 38 106	1,539 \$ 3,481 \$ 104 \$ 5,124 \$	41,556 35,721 11,903 39,180	1 0 3 4	0 0 2 2	19 5 0 24	5 18 5 28

PROCEEDINGS IN THE MUNICIPAL COURTS⁽¹⁾
TRAFFIC CASES (NON-PARKING), PARKING CASES AND CRIMINAL CASES
SEPTEMBER 1, 1976 TO AUGUST 31, 1977

MUNICIPAL COURT AND NAME OF JUDGE	TOTAL HOURS ON BENCH (REPORTED MONTHLY TO NEAREST HOUR) (2)	NOTICES IN LIEU OF COMPLAINTS HEARD, R.7-2. ("INFORMAL COMPLAINTS") (3)	COMPLAINTS FILED	INDICTABLE COMPLAINTS REFERRED TO COUNTY PROSECUTOR (4)	COMPLAINTS REFERRED TO J & D COURT OR OTHER MUNICIPAL COURT	COMPLAINTS ADJUDICATED IN MUNIC. CT. OR WAIVER OF INDICT. & JURY TRIAL (5)	CONVICTIONS AND GUILTY PLEAS IN OPEN COURT	DISMISSALS AFTER COND. DISCH. (MARTINIS) AND PRE-TRIAL INTERVENTION (6)	DISMISSALS AND FINDINGS OF NOT GUILTY OTHER THAN THOSE IN PRIOR COLUMN	COMPLAINTS DISPOSED OF THROUGH VIOLATIONS BUREAU, R.7-7	FINES, COURT COSTS & FORTIFURES OF BAIL ASSESSED (EVEN IF NOT ACTUALLY REC'D.) - TOTAL, COURT & VIOL. BUR.	DEFENDANTS SENTENCED TO JAIL	DEFENDANTS PLACED ON PROBATION (7)	N. J. MOTOR VEHICLE LICENSES REVOKED OR SUSPENDED BY THE COURT (8)	SUSPENDED SENTENCES (9)
OCEAN COUNTY CONTINUED															
MANCHESTER TOWNSHIP NORTHMER A ROGERS															
TRAF	221	0	3,804	0	0	0	943	0	0	2,938	\$ 89,659	0	0	109	0
PARK	0	0	31	0	0	0	0	0	0	0	\$ 0	0	0	0	0
CRIM	52	0	343	54	0	0	211	0	0	10	\$ 9,200	0	0	0	0
TOTAL	273	0	4,178	54	0	0	1,154	0	0	2,948	\$ 77,859	0	0	109	0
MANTOKING BOROUGH SAMUEL M MORRIS															
TRAF	26	0	488	0	0	0	93	0	10	325	\$ 15,125	0	0	19	1
PARK	0	0	43	0	0	0	0	0	0	43	\$ 405	0	0	0	0
CRIM	5	0	61	10	0	0	14	3	13	29	\$ 1,465	3	2	0	2
TOTAL	31	0	592	10	0	0	107	3	23	397	\$ 15,995	3	2	19	3
OCEAN & BARNEGAT TOWNSHIPS (NAME CHANGED FROM UNION & OCEAN TWP. 12/6/76) HENRY D BRANDENBERG															
TRAF	154	0	2,004	0	0	0	359	0	51	1,356	\$ 50,571	6	0	67	3
PARK	0	0	12	0	0	0	0	0	0	0	\$ 130	0	0	0	0
CRIM	87	4	480	94	71	5	177	47	56	3	\$ 12,715	17	19	0	13
TOTAL	241	4	2,496	94	71	5	536	47	107	1,368	\$ 53,446	23	19	67	16
OCEAN GATE BOROUGH SIGFRIED W STEELE															
TRAF	12	0	186	0	0	0	40	0	10	85	\$ 3,095	0	0	4	0
PARK	0	0	75	0	0	0	0	0	0	42	\$ 407	0	0	0	0
CRIM	17	1	68	8	1	0	19	22	20	0	\$ 1,225	1	6	0	2
TOTAL	29	1	329	8	1	0	59	22	30	127	\$ 4,727	1	6	4	2
PLUMSTED TOWNSHIP RAYMOND KASSEKERT															
TRAF	35	0	1,427	0	0	0	297	0	35	980	\$ 27,673	4	0	20	14
PARK	4	0	24	0	0	0	1	0	3	24	\$ 255	0	0	0	1
CRIM	22	0	185	43	0	3	74	0	42	2	\$ 4,830	1	0	0	10
TOTAL	61	0	1,636	43	0	3	372	0	80	1,006	\$ 32,758	5	0	20	25
POINT PLEASANT BOROUGH NORTHMER A ROGERS															
TRAF	62	0	614	0	3	0	234	0	62	254	\$ 20,284	6	2	35	4
PARK	0	0	280	0	0	0	33	0	7	192	\$ 2,445	0	0	0	5
CRIM	61	4	906	68	1	0	183	6	219	416	\$ 14,960	26	27	0	26
TOTAL	123	4	1,800	68	4	0	450	6	288	862	\$ 37,679	32	29	35	35
POINT PLEASANT BEACH BOROUGH WILLIAM C NOWELS															
TRAF	84	0	940	0	0	0	351	0	90	313	\$ 31,790	1	0	29	3
PARK	0	0	5,170	0	0	0	1	0	2	3,707	\$ 30,990	0	0	0	0
CRIM	94	0	999	61	0	0	374	171	192	26	\$ 43,592	3	9	0	10
TOTAL	178	0	7,109	61	0	0	726	171	284	4,046	\$ 105,372	4	9	29	13
SEASIDE HEIGHTS BOROUGH CHARLES F HOLDER JR															
TRAF	75	0	1,647	0	3	0	316	0	70	1,015	\$ 47,632	5	0	72	0
PARK	33	0	8,983	0	0	0	205	0	170	7,435	\$ 54,080	0	0	0	0
CRIM	164	1	1,437	74	0	0	296	30	299	47	\$ 49,408	19	25	0	10
TOTAL	272	1	12,067	74	3	0	817	30	539	8,497	\$ 150,120	24	25	72	10
SEASIDE PARK BOROUGH JEROME J O'NEHERTY															
TRAF	28	0	1,086	0	0	0	308	0	44	760	\$ 25,925	1	0	31	13
PARK	21	0	18,380	0	0	0	755	0	515	12,530	\$ 119,215	0	0	0	11
CRIM	22	0	2,290	11	0	5	524	6	142	1,216	\$ 26,109	0	0	0	33
TOTAL	71	0	21,756	11	0	5	1,587	6	701	14,506	\$ 171,249	1	0	31	57
SHIP BOTTOM BOROUGH MICHAEL ANDRUS															
TRAF	20	0	99	0	1	0	55	0	14	76	\$ 3,140	1	0	7	0
PARK	4	0	1,130	0	0	0	5	0	29	935	\$ 10,868	0	0	0	0
CRIM	18	0	140	17	9	5	51	16	39	7	\$ 5,290	1	0	0	4
TOTAL	42	0	1,369	17	10	5	111	16	82	1,018	\$ 19,298	2	0	7	4

PROCEEDINGS IN THE MUNICIPAL COURTS (1)
TRAFFIC CASES (NON-PARKING), PARKING CASES AND CRIMINAL CASES
SEPTEMBER 1, 1976 TO AUGUST 31, 1977

MUNICIPAL COURT AND NAME OF JUDGE	TOTAL HOURS ON BENCH (REPORTED MONTHLY TO NEAREST HOUR) (2)	NOTICES IN LIEU OF COMPLAINTS HEARD, R.2-2 ("INFORMAL COMPLAINTS") (3)	COMPLAINTS FILED	INDICTABLE COMPLAINTS REFERRED TO COUNTY PROSECUTOR (4)	COMPLAINTS REFERRED TO J & DR COURT OR OTHER MUNICIPAL COURT	COMPLAINTS ADJUDICATED IN MUNIC. CT., ON WAIVER OF INDICT. & JURY TRIAL (5)	CONVICTIONS AND GUILTY PLEAS IN OPEN COURT	DISMISSALS AFTER COND. DISCH. (INARCOTICS) AND PRE-TRIAL INTERVENTION (6)	DISMISSALS AND FINDINGS OF NOT GUILTY OTHER THAN THOSE IN PRIOR COLUMN	COMPLAINTS DISPOSED OF THROUGH VIOLATIONS BUREAU, R.7-7	FINES, COURT COSTS & FORFEITURES OF BAIL ASSESSED (EVEN IF NOT ACTUALLY REC'D). TOTAL, COURT & VIOL. BUR.	DEFENDANTS SENTENCED TO JAIL	DEFENDANTS PLACED ON PROBATION (7)	N. J. MOTOR VEHICLE LICENSES REVOKED OR SUSPENDED BY THE COURT (8)	SUSPENDED SENTENCES (9)
OCEAN COUNTY CONTINUED															
SOUTH TOWNSHIP BOROUGHS															
SIEGFRIED W. STEEL															
TRAF	57	0	508	0	0	0	127	0	36	308	\$ 11,301	2	0	15	1
PARK	2	0	96	0	0	0	4	0	0	103	\$ 1,750	0	0	0	0
CRIM	42	4	144	10	0	1	41	0	58	0	\$ 2,205	0	3	0	1
TOTAL	101	4	748	10	0	1	172	0	94	411	\$ 14,756	2	3	15	2
STAFFORD TOWNSHIP															
PETER J. GOVINE															
TRAF	131	0	3,168	0	0	0	362	0	84	2,552	\$ 72,974	1	0	57	3
PARK	0	0	35	0	0	0	1	0	0	39	\$ 620	0	0	0	0
CRIM	68	14	639	92	262	0	191	5	92	62	\$ 24,339	7	23	0	37
TOTAL	199	14	3,842	92	262	0	554	5	176	2,653	\$ 77,933	8	23	57	40
SURF CITY BOROUGHS															
MICHAEL ANDRUS															
TRAF	33	0	274	0	0	0	105	0	29	122	\$ 5,003	0	0	11	4
PARK	7	0	671	0	0	0	18	0	6	521	\$ 4,265	0	0	0	4
CRIM	34	1	203	10	0	0	71	2	69	96	\$ 5,725	4	0	0	5
TOTAL	74	1	1,148	10	0	0	194	2	104	739	\$ 15,993	4	0	11	13
TUCKERTON BOROUGHS															
THOMAS G. BERNARD															
TRAF	63	0	485	0	0	0	160	0	45	265	\$ 13,652	3	0	19	16
PARK	0	0	43	0	0	0	3	0	2	36	\$ 390	0	0	0	0
CRIM	22	9	117	26	29	0	45	0	26	1	\$ 7,562	11	3	0	7
TOTAL	85	9	645	26	29	0	208	0	73	302	\$ 19,594	14	3	19	23
UNION & OCEAN TWP (NAME CHANGED TO OCEAN & BARNEGAT TOWNSHIP 12/6/76)															
HENRY D. BRANDENBERG															
TRAF	0	0	0	0	0	0	0	0	0	0	\$ 0	0	0	0	0
PARK	0	0	0	0	0	0	0	0	0	0	\$ 0	0	0	0	0
CRIM	0	0	0	0	0	0	0	0	0	0	\$ 0	0	0	0	0
TOTAL	0	0	0	0	0	0	0	0	0	0	\$ 0	0	0	0	0
OCEAN COUNTY DISTRICT COURT															
WILLIAM H. HURER															
TRAF	0	0	0	0	0	0	0	0	0	0	\$ 0	0	0	0	0
PARK	0	0	0	0	0	0	0	0	0	0	\$ 0	0	0	0	0
CRIM	114	0	377	0	0	24	273	0	0	0	\$ 22,285	1	0	0	0
TOTAL	114	0	377	0	0	24	273	0	0	0	\$ 22,285	1	0	0	0
OCEAN COUNTY TOTALS															
TRAF	2,548	0	46,652	0	69	0	11,258	0	2,295	33,832	\$ 1,133,882	91	13	1,477	569
PARK	166	0	49,653	0	1	0	1,580	0	903	39,628	\$ 344,018	0	0	5	98
CRIM	2,001	245	17,969	2,019	471	84	5,910	435	4,342	2,877	\$ 453,993	389	345	1	756
TOTAL	4,715	245	114,274	2,019	541	84	18,748	435	7,540	73,337	\$ 1,933,803	480	359	1,475	1,423
PASSAIC COUNTY															
BLOOMINGDALE BOROUGHS															
GEORGE DOMINGUEZ															
TRAF	34	0	609	0	2	0	194	0	68	345	\$ 15,680	2	0	34	3
PARK	6	0	346	0	0	0	3	0	14	327	\$ 1,426	0	0	0	1
CRIM	32	19	317	64	2	1	122	2	112	34	\$ 4,844	8	8	0	17
TOTAL	72	19	1,272	64	4	1	319	2	194	706	\$ 21,950	10	8	34	21
CLIFTON CITY															
HARRY N. FENGYA, JR.															
TRAF	222	0	12,575	0	12	0	2,110	0	418	9,478	\$ 241,901	9	0	222	71
PARK	17	0	11,074	0	0	0	316	0	95	9,582	\$ 33,122	0	0	0	78
CRIM	707	61	2,397	554	9	1	908	62	635	0	\$ 51,241	91	64	3	243
TOTAL	946	61	26,046	554	21	1	3,334	62	1,148	19,060	\$ 335,764	100	64	225	392
HALEDON BOROUGHS															
ANDREW MAHARDI, JR.															
TRAF	41	0	424	0	0	0	177	0	26	164	\$ 11,638	2	1	24	4
PARK	1	0	503	0	0	0	5	0	34	404	\$ 4,533	0	0	0	0
CRIM	29	0	225	22	56	0	64	1	44	31	\$ 5,565	3	5	0	7
TOTAL	71	0	1,152	22	56	0	246	1	104	599	\$ 21,836	5	6	24	6

PROCEEDINGS IN THE MUNICIPAL COURTS ⁽¹⁾
TRAFFIC CASES (NON-PARKING), PARKING CASES AND CRIMINAL CASES
SEPTEMBER 1, 1976 TO AUGUST 31, 1977

MUNICIPAL COURT AND NAME OF JUDGE	TOTAL HOURS ON BENCH (REPORTED MONTHLY TO NEAREST HOUR) (2)	NOTICES IN LIEU OF COMPLAINTS HEARD, R.7-2. ("INFORMAL COMPLAINTS") (3)	COMPLAINTS FILED	INDICTABLE COMPLAINTS REFERRED TO COUNTY PROSECUTOR (4)	COMPLAINTS REFERRED TO J & OR COURT OR OTHER MUNICIPAL COURT	COMPLAINTS ADJUDICATED IN MUNICIPAL COURT ON WAIVER OF INDICT. & JURY TRIAL (5)	CONVICTIONS AND GUILTY PLEAS IN OPEN COURT	DISMISSALS AFTER COND. DISCH. (NARCOTICS) AND "RE-TRIAL INTERVENTION" (6)	DISMISSALS AND FINDINGS OF NOT GUILTY OTHER THAN THOSE IN PRIOR COLUMN	COMPLAINTS DISPOSED OF THROUGH VIOLATIONS BUREAU, R7-7	FINES, COURT COSTS & FORFEITURES OF BAIL ASSESSED (EVEN IF NOT ACTUALLY RECD.), TOTAL, COURT & VIOL. BUR.	DEFENDANTS SENTENCED TO JAIL	DEFENDANTS PLACED ON PROBATION (7)	N. J. MOTOR VEHICLE LICENSES REVOKED OR SUSPENDED BY THE COURT (8)	SUSPENDED SENTENCES (9)
PASSAIC COUNTY CONTINUED															
HAWTHORNE BOROUGH PETER CALCIA	TRAF 69 PARK 0 CRIM 65 TOTAL 134	0 0 0	684 491 235 1,410	0 0 44 44	0 0 0 0	0 0 0 0	251 3 62 316	0 0 0 0	64 0 99 163	312 434 0 746	\$ 15,384 \$ 3,800 \$ 5,365 \$ 26,549	0 0 1 1	0 0 2 2	19 0 0 19	1 0 3 4
LITTLE FALLS TOWNSHIP JOHN J GAVENDA	TRAF 117 PARK 9 CRIM 84 TOTAL 210	0 0 2 2	1,136 724 294 2,154	0 0 31 31	0 0 0 0	0 0 0 0	376 10 125 511	0 0 0 0	56 12 123 191	799 774 7 1,580	\$ 53,797 \$ 4,696 \$ 15,668 \$ 74,161	0 0 9 9	0 0 6 6	34 0 1 35	4 0 12 16
NORTH HALEDON BOROUGH ERVAN F KUSHNER	TRAF 25 PARK 12 CRIM 17 TOTAL 54	0 0 0 0	536 343 142 1,021	0 0 20 20	1 0 0 1	0 0 1 1	131 39 51 221	0 0 2 2	17 9 28 54	354 378 20 752	\$ 12,811 \$ 4,537 \$ 3,220 \$ 21,568	0 0 3 3	0 0 1 1	13 2 2 15	0 0 4 6
PASSAIC CITY RONALD LEVINE	TRAF 161 PARK 9 CRIM 422 TOTAL 592	0 0 22 22	2,216 47,483 2,371 52,070	0 0 778 778	6 0 3 9	0 0 8 8	1,212 38 785 2,035	0 0 27 27	252 133 820 1,205	194 36,008 0 36,202	\$ 53,665 \$ 155,832 \$ 41,982 \$ 257,479	7 0 28 35	2 0 132 134	40 0 7 47	38 14 138 190
PATERSON CITY ERVAN H KUSHNER PRESIDING AND HENRY RICCOFFENE	TRAF 300 PARK 245 CRIM 336 TOTAL 881	0 0 125 125	10,596 87,345 8,750 106,691	0 0 1,950 1,950	7 0 0 7	0 0 122 122	5,123 8,375 4,492 17,990	0 0 1 1	756 6,052 2,568 9,376	3,992 53,746 119 57,857	\$ 315,676 \$ 435,067 \$ 113,653 \$ 919,396	119 9 802 930	0 0 136 136	511 1 0 512	0 329 780 1,117
POMPTON LAKES BOROUGH KARL Z SOSLAND	TRAF 59 PARK 1 CRIM 32 TOTAL 92	0 0 0 0	1,471 391 292 2,154	0 0 26 26	0 0 0 0	0 0 0 0	456 23 92 571	0 0 3 3	41 13 66 120	867 358 65 1,290	\$ 34,568 \$ 2,567 \$ 4,670 \$ 41,805	0 0 8 8	1 0 10 11	19 0 0 19	2 0 5 9
PROSPECT PARK BOROUGH JAMES P EVERS	TRAF 35 PARK 16 CRIM 53 TOTAL 104	0 0 0 0	332 710 130 1,172	0 0 26 26	0 0 23 23	0 0 1 1	74 35 30 139	0 0 0 0	13 15 23 51	205 532 51 789	\$ 5,403 \$ 5,610 \$ 2,645 \$ 15,658	0 0 1 1	0 0 4 4	7 0 1 8	0 0 2 2
RINGWOOD BOROUGH ALDRIC FIDRE	TRAF 65 PARK 9 CRIM 39 TOTAL 113	0 0 4 4	1,358 181 360 1,899	0 0 45 45	0 0 0 0	0 0 0 0	356 17 97 470	0 0 5 5	55 8 66 129	792 147 102 1,041	\$ 33,361 \$ 1,885 \$ 13,319 \$ 42,565	1 0 2 3	1 0 5 6	31 0 0 31	0 7 9 16
TOTOWA BOROUGH JOHN J GAVENDA	TRAF 65 PARK 4 CRIM 71 TOTAL 140	0 0 3 3	754 110 307 1,171	0 0 50 50	0 0 1 1	0 0 2 2	214 3 149 366	0 0 2 2	44 1 111 156	480 97 0 577	\$ 25,591 \$ 1,107 \$ 14,220 \$ 40,829	2 0 30 32	1 0 30 31	43 0 0 43	2 0 32 34
MANAQUE BOROUGH GREGORY CZURA	TRAF 68 PARK 1 CRIM 75 TOTAL 144	0 0 0 0	434 87 504 1,025	0 0 33 33	0 0 1 1	0 0 0 0	188 1 134 323	0 0 26 26	42 1 155 198	223 75 143 441	\$ 13,876 \$ 770 \$ 11,043 \$ 25,689	0 0 12 12	0 0 9 9	25 0 1 25	2 0 18 20

PROCEEDINGS IN THE MUNICIPAL COURTS (1)
TRAFFIC CASES (NON-PARKING), PARKING CASES AND CRIMINAL CASES
SEPTEMBER 1, 1976 TO AUGUST 31, 1977

MUNICIPAL COURT AND NAME OF JUDGE	TOTAL HOURS ON BENCH, (REPORTED MONTHLY TO NEAREST HOUR) (2)	NOTICES IN LIEU OF COMPLAINTS HEARD, R7-3-2, ("INFORMAL COMPLAINTS") (3)	COMPLAINTS FILED	INDICTABLE COMPLAINTS REFERRED TO COUNTY PROSECUTOR (4)	COMPLAINTS REFERRED TO J & DR COURT OR OTHER MUNICIPAL COURT	COMPLAINTS ADJUDICATED IN MUNIC. CT., ON WAIVER OF INDICT. & JURY TRIAL (5)	CONVICTIONS AND GUILTY PLEAS IN OPEN COURT	DISMISSALS AFTER COND. DISCH. (NARCOTICS) AND PRE-TRIAL INTERVENTION (6)	DISMISSALS AND FINDINGS OF NOT GUILTY OTHER THAN THOSE IN PRIOR COLUMN	COMPLAINTS DISPOSED OF THROUGH VIOLATIONS BUREAU, R7-7	FINES, COURT COSTS & FORFEITURES OF BAIL ASSESSED (EVEN IF NOT ACTUALLY REC'D.), TOTAL, COURT & VIOL. BUR.	DEFENDANTS SENTENCED TO JAIL	DEFENDANTS PLACED ON PROBATION (7)	N. J. MOTOR VEHICLE LICENSES REVOKED OR SUSPENDED BY THE COURT (8)	SUSPENDED SENTENCES (9)
PASSAIC COUNTY CONTINUED															
HAYNE TOWNSHIP JAMES J. MURNER JR															
TRAF	175	0	4,981	0	0	0	990	0	197	3,352	\$ 36,270	0	0	53	108
PARK	12	0	8,965	0	0	0	61	0	102	7,551	\$ 52,500	0	0	3	142
CRIM	322	3	2,287	196	0	0	1,296	61	338	5	\$ 121,711	51	45	3	311
TOTAL	509	3	16,233	196	0	3	2,347	61	637	10,908	\$ 273,481	51	45	53	551
WEST MILFORD TOWNSHIP EDGEO A. CLUFF JR															
TRAF	151	0	1,026	0	15	0	907	0	135	751	\$ 43,129	0	0	103	22
PARK	0	0	147	0	0	0	12	0	5	140	\$ 1,605	0	0	3	2
CRIM	153	2	1,071	99	222	6	476	23	286	177	\$ 19,150	7	21	3	49
TOTAL	304	2	3,044	99	237	6	1,395	23	426	1,068	\$ 52,884	7	21	103	73
WEST PATERSON BOROUGH A. CREW SCHTELKE JR															
TRAF	66	0	943	0	0	0	300	0	34	442	\$ 13,520	0	0	23	0
PARK	4	0	913	0	0	0	26	0	3	592	\$ 5,413	0	0	3	0
CRIM	70	0	291	49	0	2	102	4	51	0	\$ 13,370	3	31	3	6
TOTAL	140	0	2,147	49	0	2	428	4	88	1,034	\$ 35,303	3	31	27	6
PASSAIC COUNTY TOTALS															
TRAF	1,653	0	40,875	0	43	0	13,059	0	2,218	22,750	\$ 995,180	142	6	2,297	266
PARK	346	0	159,813	0	0	0	8,967	0	6,497	111,145	\$ 826,570	9	0	3	57A
CRIM	2,507	241	19,973	3,987	317	147	8,985	219	5,525	754	\$ 443,666	1,059	509	6	1,531
TOTAL	4,506	241	220,661	3,987	360	147	31,011	219	14,240	134,649	\$ 2,253,416	1,210	515	1,305	2,472
SALEM COUNTY															
ALLOWAY TOWNSHIP DAVID SCHEPPS															
TRAF	22	0	599	0	4	0	146	0	38	340	\$ 14,931	0	1	17	0
PARK	0	0	6	0	0	0	0	0	0	2	\$ 20	0	0	3	0
CRIM	16	2	131	12	1	0	23	25	6	5	\$ 4,660	0	0	3	3
TOTAL	38	2	736	12	5	0	169	25	44	347	\$ 19,611	0	1	17	3
CARNEY'S POINT TWP ANDREW RHFA															
TRAF	101	0	3,160	0	0	0	739	0	59	2,232	\$ 78,395	7	0	62	0
PARK	1	0	155	0	0	0	8	0	0	101	\$ 1,020	0	0	6	0
CRIM	77	0	504	159	3	0	161	0	53	0	\$ 27,675	2	21	0	0
TOTAL	179	0	3,819	159	3	0	908	0	112	2,333	\$ 107,090	9	21	68	0
ELMER BOROUGH HARRY LEVIN															
TRAF	17	0	156	0	0	0	58	0	13	76	\$ 3,361	0	0	1	2
PARK	0	0	1	0	0	0	0	0	0	1	\$ 5	0	0	0	0
CRIM	9	1	54	28	3	1	6	0	13	0	\$ 270	0	0	3	2
TOTAL	26	1	211	28	3	1	64	0	26	77	\$ 3,636	0	0	1	4
ELSTON TOWNSHIP ANDREW RHFA															
TRAF	14	0	74	0	0	0	39	0	3	40	\$ 2,071	0	0	2	0
PARK	1	0	1	0	0	0	1	0	0	0	\$ 130	0	0	3	0
CRIM	16	0	43	4	0	0	32	2	4	1	\$ 925	0	1	3	1
TOTAL	31	0	118	4	0	0	72	2	7	41	\$ 3,126	0	1	2	1
LOWER ALLOWAYS CREEK TWP ANDREW RHFA															
TRAF	28	0	306	0	0	0	92	0	8	319	\$ 5,401	3	0	3	0
PARK	0	0	0	0	0	0	0	0	0	0	\$ 0	0	0	0	0
CRIM	18	0	52	16	0	0	13	4	8	12	\$ 1,111	2	0	3	0
TOTAL	46	0	358	16	0	0	105	4	16	331	\$ 7,512	5	0	3	0
MANNINGTON TOWNSHIP BEROME E. OKONIEWSKI															
TRAF	35	0	998	0	2	0	320	0	33	529	\$ 33,586	10	0	69	68
PARK	0	0	0	0	0	0	0	0	0	0	\$ 0	0	0	3	0
CRIM	26	0	49	25	3	8	26	3	9	1	\$ 2,890	1	1	7	2
TOTAL	61	0	1,023	25	5	8	346	3	42	530	\$ 41,476	11	1	69	70

PROCEEDINGS IN THE MUNICIPAL COURTS ⁽¹⁾
TRAFFIC CASES (NON-PARKING), PARKING CASES AND CRIMINAL CASES
SEPTEMBER 1, 1976 TO AUGUST 31, 1977

MUNICIPAL COURT AND NAME OF JUDGE	TOTAL HOURS ON BENCH, (REPORTED MONTHLY TO NEAREST HOUR) (2)	NOTICES IN LIEU OF COMPLAINTS HEARD, R.7-2, ("INFORMAL COMPLAINTS") (3)	COMPLAINTS FILED	INDICTABLE COMPLAINTS REFERRED TO COUNTY PROSECUTOR (4)	COMPLAINTS REFERRED TO J & DR COURT OR OTHER MUNICIPAL COURT	COMPLAINTS ADJUDICATED IN MUNIC. CT., ON WAIVER OF INDICT. & JURY TRIAL (5)	CONVICTIONS AND GUILTY PLEAS IN OPEN COURT	DISMISSALS AFTER COND. DISCH. (NARCOTICS) AND PRE-TRIAL INTERVENTION (6)	DISMISSALS AND FINDINGS OF NOT GUILTY OTHER THAN THOSE IN PRIOR COLUMN	COMPLAINTS DISPOSED OF THROUGH VIOLATIONS BUREAU, R.7-7	FINES, COURT COSTS & FORFEITURES OF BAIL ASSESSED (EVEN IF NOT ACTUALLY RECD.), TOTAL, COURT & VIOL. BUR.	DEFENDANTS SENTENCED TO JAIL	DEFENDANTS PLACED ON PROBATION (7)	N. J. MOTOR VEHICLE LICENSES REVOKED OR SUSPENDED BY THE COURT (8)	SUSPENDED SENTENCES (9)
SALEM COUNTY CONTINUED															
OLDMAN TOWNSHIP															
EROME E OKONIEWSKI															
TRAF	19	0	812	0	0	0	156	0	33	520	\$ 27,598	0	0	28	6
PARK	0	0	9	0	0	0	0	0	0	0	\$ 0	0	0	0	0
CRIM	22	146	147	88	1	0	52	0	14	0	\$ 7,868	0	4	0	0
TOTAL	41	146	968	88	1	0	208	0	47	520	\$ 35,466	0	4	28	6
PENNS GROVE TOWNSHIP															
EROME E OKONIEWSKI															
TRAF	61	0	1,232	0	0	0	313	0	42	553	\$ 25,331	3	0	37	54
PARK	0	0	887	0	0	0	0	0	0	1,011	\$ 3,742	0	0	0	0
CRIM	65	0	663	87	0	0	251	2	120	0	\$ 17,481	8	4	0	11
TOTAL	126	0	2,782	87	0	0	564	2	162	1,564	\$ 47,554	11	4	37	65
PENNSVILLE TOWNSHIP															
DAVID SCHEPPS															
TRAF	78	0	3,112	0	1	0	915	0	129	1,875	\$ 93,759	0	0	44	0
PARK	0	0	107	0	0	0	2	0	3	61	\$ 324	0	0	0	0
CRIM	44	3	730	130	3	8	325	61	50	7	\$ 77,334	7	1	0	2
TOTAL	122	3	3,949	130	4	8	1,242	61	182	1,943	\$ 175,417	7	1	44	2
PILES GROVE TOWNSHIP															
DAVID SCHEPPS															
TRAF	22	0	850	0	0	0	175	0	11	753	\$ 27,014	0	0	35	0
PARK	0	0	0	0	0	0	0	0	0	0	\$ 0	0	0	0	0
CRIM	15	0	108	37	0	0	47	4	4	0	\$ 7,505	2	0	0	0
TOTAL	37	0	958	37	0	0	222	4	15	753	\$ 34,519	2	0	35	0
PITTS GROVE TOWNSHIP															
HARRY LEVIN															
TRAF	96	0	1,071	0	0	0	475	0	115	405	\$ 35,530	4	0	72	20
PARK	0	0	0	0	0	0	0	0	0	0	\$ 0	0	0	0	0
CRIM	53	5	211	54	2	4	83	3	75	11	\$ 3,865	3	0	0	11
TOTAL	149	5	1,282	54	2	4	558	3	190	416	\$ 42,395	7	0	72	31
QUINTON TOWNSHIP															
DAVID SCHEPPS															
TRAF	14	0	314	0	1	0	122	0	25	145	\$ 14,560	2	0	8	0
PARK	0	0	0	0	0	0	0	0	0	0	\$ 0	0	0	0	0
CRIM	13	0	68	20	0	0	20	0	10	5	\$ 3,585	0	0	0	0
TOTAL	27	0	382	20	1	0	142	0	35	150	\$ 13,145	2	0	8	0
SALEM CITY															
DAVID SCHEPPS															
TRAF	20	0	845	0	0	0	273	0	67	409	\$ 23,042	0	0	38	1
PARK	0	0	3,253	0	0	0	12	0	29	2,357	\$ 7,992	0	0	0	0
CRIM	34	15	721	54	0	0	369	0	179	18	\$ 57,040	44	1	0	5
TOTAL	54	15	4,819	54	0	0	654	0	275	2,784	\$ 91,074	44	1	38	6
UPPER PENNS NECK TWP (NAME CHANGED TO CARNEYS POINT 1/1/77)															
ANDREW RHEA															
TRAF	0	0	0	0	0	0	0	0	0	0	\$ 0	0	0	0	0
PARK	0	0	0	0	0	0	0	0	0	0	\$ 0	0	0	0	0
CRIM	0	0	0	0	0	0	0	0	0	0	\$ 0	0	0	0	0
TOTAL	0	0	0	0	0	0	0	0	0	0	\$ 0	0	0	0	0
UPPER PITTS GROVE TOWNSHIP															
ANDREW RHEA															
TRAF	42	0	932	0	0	0	243	0	26	539	\$ 21,123	1	0	0	1
PARK	0	0	0	0	0	0	0	0	0	0	\$ 0	0	0	0	0
CRIM	18	2	106	17	0	0	14	0	9	10	\$ 880	2	0	0	1
TOTAL	60	2	1,038	17	0	0	257	0	35	549	\$ 22,003	3	0	0	2
WOODS TOWN BOROUGH															
DAVID SCHEPPS															
TRAF	31	0	633	0	2	0	139	0	30	298	\$ 11,383	2	0	10	0
PARK	5	0	611	0	0	0	1	0	13	444	\$ 1,414	0	0	0	0
CRIM	16	0	96	22	0	0	34	6	19	0	\$ 3,435	1	0	0	0
TOTAL	52	0	1,340	22	2	0	174	6	62	742	\$ 15,232	3	0	10	0
SALEM COUNTY TOTALS															
TRAF	600	0	15,094	0	10	0	4,205	0	632	9,033	\$ 430,085	32	1	428	152
PARK	7	0	5,030	0	0	0	24	0	45	3,977	\$ 14,647	0	0	6	0
CRIM	442	175	3,689	753	16	21	1,456	110	573	70	\$ 239,524	72	33	0	38
TOTAL	1,049	175	23,813	753	26	21	5,685	110	1,250	13,080	\$ 654,256	104	34	434	190

PROCEEDINGS IN THE MUNICIPAL COURTS ⁽¹⁾
TRAFFIC CASES (NON-PARKING), PARKING CASES AND CRIMINAL CASES
SEPTEMBER 1, 1976 TO AUGUST 31, 1977

MUNICIPAL COURT AND NAME OF JUDGE	TOTAL HOURS ON BENCH (REPORTED MONTHLY TO NEAREST HOUR) (2)	NOTICES IN LIEU OF COMPLAINTS HEARD, R.2-2, ("INFORMAL COMPLAINTS") (3)	COMPLAINTS FILED	INDICTABLE COMPLAINTS REFERRED TO COUNTY PROSECUTOR (4)	COMPLAINTS REFERRED TO J & DR COURT OR OTHER MUNICIPAL COURT	COMPLAINTS ADJUDICATED IN MUNIC. CT., ON WAIVER OF INDICT. & JURY TRIAL (5)	CONVICTIONS AND GUILTY PLEAS IN OPEN COURT	DISMISSALS AFTER COND. DISCH. (NARCOTICS) AND PRE-TRIAL INTERVENTION (6)	DISMISSALS AND FINDINGS OF NOT GUILTY OTHER THAN THOSE IN PRIOR COLUMN	COMPLAINTS DISPOSED OF THROUGH VIOLATIONS BUREAU, R.7-7	FINES, COURT COSTS & FORFEITURES OF BAIL ASSESSED (EVEN IF NOT ACTUALLY REC'D.). TOTAL, COURT & VIOL. BUR.	DEFENDANTS SENTENCED TO JAIL	DEFENDANTS PLACED ON PROBATION (7)	N. J. MOTOR VEHICLE LICENSES REVOKED OR SUSPENDED BY THE COURT (8)	SUSPENDED SENTENCES (9)
SOMERSET COUNTY															
BEDMINSTER TOWNSHIP ROBERT C. POLLOCK JR.	TRAF 72 PARK 0 CRIM 41 TOTAL 113	0 0 0 0	1,847 34 202 2,083	0 0 8 8	1 0 0 1	0 0 0 0	225 0 58 283	0 0 4 4	51 1 22 74	981 \$ 16 \$ 52 \$ 1,049 \$	29,125 56 3,458 32,639	0 0 0 0	1 0 0 1	18 3 3 14	4 0 5 9
BERNARDS TOWNSHIP ALBERT MASTRO	TRAF 182 PARK 1 CRIM 43 TOTAL 226	0 0 0 0	2,580 97 212 2,889	0 0 63 63	0 0 0 0	0 0 0 0	445 10 44 499	0 0 0 0	97 1 33 131	2,080 \$ 99 \$ 14 \$ 2,193 \$	53,843 682 1,492 51,017	2 0 0 2	0 0 5 5	69 3 3 69	12 1 8 21
BERNARDSVILLE BOROUGH CARROLL A. BOYNTON	TRAF 145 PARK 11 CRIM 69 TOTAL 225	0 0 0 0	944 578 139 1,661	0 0 21 21	0 0 0 0	0 0 0 0	186 26 94 306	0 0 10 10	31 9 32 72	916 \$ 433 \$ 19 \$ 1,368 \$	23,063 2,141 5,780 31,984	0 0 4 4	0 0 6 6	17 3 7 17	0 0 1 1
BOND BROOK BOROUGH ROBERT E. HENDRICKS	TRAF 87 PARK 20 CRIM 76 TOTAL 183	0 0 3 3	878 4,436 359 5,673	0 0 52 52	0 0 0 0	0 0 5 5	398 54 116 568	0 0 8 8	85 28 120 233	308 \$ 4,125 \$ 18 \$ 4,451 \$	17,686 9,962 5,245 32,893	1 0 21 22	0 0 11 11	25 3 3 25	22 13 21 56
BRANCHBURG TOWNSHIP GEORGE B. ESPOSITO	TRAF 47 PARK 0 CRIM 23 TOTAL 70	0 0 0 0	597 10 320 927	0 0 34 34	0 0 1 1	0 0 3 3	140 0 73 213	0 0 5 5	51 0 60 111	339 \$ 9 \$ 88 \$ 436 \$	23,944 95 5,727 25,766	0 0 2 2	0 0 0 0	27 3 3 27	18 0 11 29
BRIDGEWATER TOWNSHIP GEORGE B. ESPOSITO	TRAF 212 PARK 10 CRIM 167 TOTAL 389	0 7 7 7	5,770 2,005 1,129 8,904	0 153 153 153	10 0 0 10	0 0 0 0	1,374 47 441 1,862	0 0 77 77	298 15 257 570	4,155 \$ 1,690 \$ 0 \$ 5,845 \$	147,585 21,774 29,650 197,009	2 0 8 10	0 0 5 5	144 3 7 144	74 3 42 119
EAP. HILLS BOROUGH															
RICHARD J. MURRAY	TRAF 23 PARK 5 CRIM 10 TOTAL 38	0 0 0 0	179 75 17 271	0 0 0 0	0 0 0 0	0 0 0 0	33 4 7 44	0 0 5 5	24 17 8 49	137 \$ 59 \$ 4 \$ 200 \$	5,601 795 900 7,296	0 0 0 0	0 0 1 1	2 3 3 2	0 0 0 0
FRANKLIN TOWNSHIP NICHOLAS L. BISSELL JR.	TRAF 164 PARK 12 CRIM 154 TOTAL 350	0 0 9 9	2,583 825 1,243 4,651	0 0 164 164	0 0 2 2	0 0 3 3	811 19 246 1,076	0 0 39 39	212 19 251 482	1,438 \$ 837 \$ 191 \$ 2,466 \$	53,324 8,135 24,813 86,272	5 0 18 23	0 0 37 42	56 3 3 56	25 10 38 73
GREEN BROOK TOWNSHIP RAYMOND P. DE MARCO	TRAF 144 PARK 0 CRIM 58 TOTAL 202	0 0 0 0	1,059 35 172 1,266	0 15 15 15	0 0 0 0	0 0 3 3	141 1 51 193	0 0 9 9	44 0 50 94	840 \$ 41 \$ 0 \$ 881 \$	19,244 351 3,630 23,225	1 0 0 1	0 0 4 4	17 3 0 17	0 0 0 0
HILLSBOROUGH TOWNSHIP RICHARD A. KOERNER	TRAF 173 PARK 0 CRIM 48 TOTAL 221	0 0 10 10	1,450 106 444 2,000	0 0 55 55	0 0 0 0	0 0 0 0	740 0 187 927	0 0 9 9	209 0 116 325	677 \$ 80 \$ 52 \$ 809 \$	37,207 950 15,970 54,127	1 0 3 4	0 0 11 11	31 3 3 31	0 0 9 9

PROCEEDINGS IN THE MUNICIPAL COURTS ⁽¹⁾
TRAFFIC CASES (NON-PARKING), PARKING CASES AND CRIMINAL CASES
SEPTEMBER 1, 1976 TO AUGUST 31, 1977

MUNICIPAL COURT AND NAME OF JUDGE	TOTAL HOURS ON BENCH, (REPORTED MONTHLY TO NEAREST HOUR) (2)	NOTICES IN LIEU OF COMPLAINTS HEARD, R.7:3-2. ("INFORMAL COMPLAINTS") (3)	COMPLAINTS FILED	INDICTABLE COMPLAINTS REFERRED TO COUNTY PROSECUTOR (4)	COMPLAINTS REFERRED TO J & DR COURT OR OTHER MUNICIPAL COURT	COMPLAINTS ADJUDICATED IN MUNIC. CT., ON WAIVER OF INDICT. & JURY TRIAL (5)	CONVICTIONS AND GUILTY PLEAS IN OPEN COURT	DISMISSALS AFTER COND. DISCH. (NARCOTICS) AND PRE-TRIAL INTERVENTION (6)	DISMISSALS AND FINDINGS OF NOT GUILTY OTHER THAN THOSE IN PRIOR COLUMN	COMPLAINTS DISPOSED OF THROUGH VIOLATIONS BUREAU, R.7-7	FINES, COURT COSTS & FORFEITURES OF BAIL ASSESSED (EVEN IF NOT ACTUALLY REC'D.). TOTAL, COURT & VIOL. BUR.	DEFENDANTS SENTENCED TO JAIL	DEFENDANTS PLACED ON PROBATION (7)	N. J. MOTOR VEHICLE LICENSES REVOKED OR SUSPENDED BY THE COURT (8)	SUSPENDED SENTENCES (9)
SOMERSET COUNTY CONTINUED															
MANVILLE BOROUGH MICHAEL WEISS															
TRAF	73	0	481	0	0	0	256	0	42	206	\$ 17,217	3	0	24	3
PARK	8	0	256	0	0	0	23	0	11	190	\$ 2,745	0	0	0	0
CRIM	74	16	320	60	0	0	90	0	146	6	\$ 5,513	13	14	0	14
TOTAL	155	16	1,057	60	0	0	369	0	179	402	\$ 25,475	16	14	24	17
MILLSBORO BOROUGH NICHOLAS BISSELL JR															
TRAF	10	0	39	0	0	0	19	0	4	18	\$ 1,272	0	0	2	3
PARK	0	0	1	0	0	0	0	0	0	2	\$ 10	0	0	0	0
CRIM	7	0	12	8	0	0	0	0	2	1	\$ 120	0	0	0	0
TOTAL	17	0	52	8	0	0	19	0	6	21	\$ 1,402	0	0	2	3
MONTGOMERY TOWNSHIP FRANK N JURASKO															
TRAF	55	0	854	0	0	0	311	0	51	502	\$ 23,811	3	0	25	0
PARK	2	0	66	0	0	0	4	0	0	63	\$ 1,055	0	0	0	0
CRIM	20	1	180	47	0	0	27	0	36	17	\$ 5,797	0	1	0	0
TOTAL	77	1	1,100	47	0	0	342	0	87	582	\$ 31,663	3	1	25	0
NORTH PLAINFIELD BOROUGH RIVING M HIRSH															
TRAF	99	0	2,240	0	0	0	779	0	117	1,160	\$ 51,014	0	0	39	3
PARK	11	0	4,401	0	0	0	204	0	81	4,077	\$ 13,244	0	0	0	3
CRIM	88	31	930	48	0	0	284	3	132	386	\$ 27,217	25	12	0	14
TOTAL	198	31	7,571	48	0	8	1,267	3	330	5,623	\$ 135,475	25	12	39	22
PEAPACK-GLADSTONE BOROUGH DANIEL F MURPHY															
TRAF	43	0	803	0	0	0	122	0	28	630	\$ 12,795	0	0	5	4
PARK	0	0	136	0	0	0	2	0	5	126	\$ 1,350	0	0	0	0
CRIM	5	0	86	18	0	0	4	3	14	20	\$ 130	0	0	0	1
TOTAL	48	0	1,025	18	0	0	128	3	47	776	\$ 14,275	0	0	5	5
RARITAN BOROUGH SALVATORE J VUCCOLO															
TRAF	60	0	758	0	0	0	205	0	33	451	\$ 11,012	0	0	8	1
PARK	37	0	963	0	0	0	125	0	53	653	\$ 5,042	0	0	0	0
CRIM	45	3	74	8	0	0	9	3	5	0	\$ 1,000	0	0	0	0
TOTAL	142	3	1,795	8	0	0	339	3	91	1,104	\$ 13,054	0	0	8	1
ROCKY HILL BOROUGH FRANK L SCOTT															
TRAF	9	0	40	0	0	0	7	0	2	21	\$ 754	0	0	0	0
PARK	0	0	0	0	0	0	0	0	0	0	\$ 0	0	0	0	0
CRIM	1	0	3	0	0	0	0	0	0	0	\$ 0	0	0	0	0
TOTAL	10	0	43	0	0	0	7	0	2	21	\$ 754	0	0	0	0
SOMERVILLE BOROUGH WILLIAM T KELLEHER															
TRAF	102	0	3,478	0	0	0	1,173	0	66	1,853	\$ 53,211	2	0	35	20
PARK	12	0	7,804	0	0	0	453	0	381	6,950	\$ 45,586	0	0	0	3
CRIM	81	0	740	129	0	0	203	24	148	124	\$ 13,511	11	27	0	53
TOTAL	195	0	12,022	129	0	0	1,829	24	595	8,927	\$ 122,308	13	27	35	76
SOUTH BOUND BROOK BOROUGH WILLIAM K DPHLEPP JR.															
TRAF	43	0	321	0	0	0	134	0	6	197	\$ 4,405	0	0	4	0
PARK	2	0	344	0	0	0	43	0	0	295	\$ 1,125	0	0	0	0
CRIM	32	0	99	21	0	2	54	4	4	40	\$ 1,740	3	5	0	6
TOTAL	77	0	764	21	0	2	231	4	10	533	\$ 7,270	3	5	4	6
WARREN TOWNSHIP JOHN F BRACAGLIA															
TRAF	98	0	1,521	0	0	0	369	0	64	1,018	\$ 33,087	2	0	19	0
PARK	1	0	29	0	0	0	2	0	0	20	\$ 190	0	0	0	0
CRIM	91	10	220	20	0	0	88	16	40	41	\$ 7,065	6	8	0	6
TOTAL	190	10	1,770	20	0	0	459	16	104	1,079	\$ 43,342	8	8	19	6

PROCEEDINGS IN THE MUNICIPAL COURTS⁽¹⁾
TRAFFIC CASES (NON-PARKING), PARKING CASES AND CRIMINAL CASES
SEPTEMBER 1, 1976 TO AUGUST 31, 1977

MUNICIPAL COURT AND NAME OF JUDGE	TOTAL HOURS ON BENCH (REPORTED MONTHLY TO NEAREST HOUR) (2)	NOTICES IN LIEU OF COMPLAINTS HEARD, R.7-2. ("INFORMAL COMPLAINTS") (3)	COMPLAINTS FILED	INDICTABLE COM-PLAINTS REFERRED TO COUNTY PROSECUTOR (4)	COMPLAINTS REF-ERRED TO J. D.R. COURT OR OTHER MUNICIPAL COURT	COMPLAINTS ADJUDI-CATED IN MUNIC. CT., ON WAIVER OF INDICT. & JURY TRIAL (5)	CONVICTIONS AND GUILTY PLEAS IN OPEN COURT	DISMISSALS AFTER COND. DISCH. (INAP-PROPRIATE) AND PRE-TRIAL INTERVENTION (6)	DISMISSALS AND FIND-INGS OF NOT GUILTY OTHER THAN THOSE IN PRIOR COLUMN	COMPLAINTS DISPOSED OF THROUGH VIOLATIONS BUREAU, R:77	FINES, COURT COSTS & FORFEITURES OF BAIL ASSESSED (EVEN IF NOT ACTUALLY REC'D). TOTAL, COURT & VIOL. BUR.	DEFENDANTS SENTENCED TO JAIL	DEFENDANTS PLACED ON PROBATION (7)	N. J. MOTOR VEHICLE LICENSES REVOKED OR SUSPENDED BY THE COURT (8)	SUSPENDED SENTENCES (9)
SOMERSET COUNTY CONTINUED															
WATCHUNG BOROUGH															
MICHAEL A PATICCHIO															
TRAF	60	0	2,729	0	1	0	447	0	112	2,167	\$ 44,539	1	0	35	2
PARK	0	0	1,259	0	0	0	1	0	75	1,075	\$ 5,977	0	0	0	13
CRIM	125	0	588	38	0	14	302	7	69	0	\$ 39,230	18	39	7	40
TOTAL	185	0	4,576	38	1	14	750	7	256	3,242	\$ 71,745	19	39	35	64
SOMERSET COUNTY TOTALS															
TRAF	1,921	0	31,151	0	12	0	8,315	0	1,627	23,094	\$ 695,739	23	1	602	191
PARK	132	0	23,460	0	0	0	1,018	0	595	20,841	\$ 123,255	0	0	0	46
CRIM	1,258	90	7,489	962	3	38	2,378	226	1,545	1,073	\$ 203,989	132	181	0	280
TOTAL	3,311	90	62,100	962	15	38	11,711	226	3,868	47,008	\$ 1,024,991	155	182	602	517
SUSSEX COUNTY															
ANDOVER TOWNSHIP															
ANTHONY CUNNINGHAM JR															
TRAF	70	0	721	0	5	0	160	0	39	404	\$ 22,072	3	0	27	2
PARK	4	0	54	0	0	0	12	0	5	44	\$ 765	0	0	0	0
CRIM	26	0	79	22	0	0	45	11	21	6	\$ 2,097	2	0	0	1
TOTAL	100	0	854	22	5	0	217	11	65	454	\$ 24,936	5	0	27	3
BRANCHVILLE BOROUGH															
MARTIN J PRADY															
TRAF	25	0	308	0	0	0	43	0	17	219	\$ 3,296	0	0	3	0
PARK	0	0	6	0	0	0	1	0	2	3	\$ 40	0	0	0	0
CRIM	0	0	18	5	0	0	5	0	3	1	\$ 660	1	0	0	0
TOTAL	25	0	332	5	0	0	49	0	22	223	\$ 3,996	1	0	3	0
BYRAM TOWNSHIP															
FRANK L PATTI															
TRAF	63	0	1,045	0	0	0	203	0	44	720	\$ 23,933	2	1	29	0
PARK	4	0	26	0	0	0	4	0	2	24	\$ 520	0	0	0	1
CRIM	39	2	304	27	0	0	66	0	61	42	\$ 3,960	0	0	0	0
TOTAL	106	2	1,375	27	0	0	273	0	107	786	\$ 29,413	2	1	29	1
FRANKFORD & LAFAYETTE TOWNSHIPS															
THOMAS J BAIN															
TRAF	38	0	1,187	0	0	0	301	0	3	957	\$ 34,384	0	0	23	0
PARK	3	0	1	0	0	0	0	0	0	0	\$ 0	0	0	0	0
CRIM	39	8	160	42	0	0	149	0	5	11	\$ 7,305	0	0	0	1
TOTAL	77	8	1,348	42	0	0	450	0	8	968	\$ 41,689	0	0	23	1
FRANKLIN AND HARRUPS TOWNSHIPS AND HARDYSTON TWP															
THOMAS J BAIN															
TRAF	96	0	1,265	0	1	0	357	0	57	789	\$ 29,613	2	0	33	0
PARK	2	0	42	0	0	0	10	0	5	27	\$ 275	0	0	0	0
CRIM	53	0	298	71	0	0	77	1	74	68	\$ 13,290	11	1	0	1
TOTAL	151	0	1,605	71	1	0	444	1	136	884	\$ 43,218	13	1	33	1
FRENCH HAMPTON AND STILLWATER TOWNSHIPS															
WILLIAM T ARCHER JR															
TRAF	87	0	1,054	0	3	0	312	0	39	635	\$ 35,925	9	0	53	3
PARK	0	0	1	0	0	0	1	0	0	0	\$ 10	0	0	0	0
CRIM	46	3	438	82	5	0	172	11	68	117	\$ 13,803	9	3	0	5
TOTAL	133	3	1,493	82	8	0	485	11	106	752	\$ 49,638	18	3	53	8
GREEN TWP AND ANDOVER BOROUGH															
WILLIAM T ARCHER JR															
TRAF	34	0	354	0	0	0	68	0	12	296	\$ 7,328	0	0	15	0
PARK	0	0	56	0	0	0	2	0	1	41	\$ 440	0	0	0	0
CRIM	7	0	94	29	0	0	20	0	4	30	\$ 2,760	3	0	0	3
TOTAL	41	0	504	29	0	0	90	0	17	367	\$ 12,528	3	0	15	3
HOPATCONG BOROUGH															
RORIS SFEFF															
TRAF	67	0	1,213	0	0	0	334	0	64	789	\$ 28,776	2	0	15	0
PARK	11	0	637	0	0	0	61	0	10	475	\$ 5,750	0	0	0	0
CRIM	64	0	938	90	0	1	268	8	190	373	\$ 17,041	1	0	0	0
TOTAL	142	0	2,788	90	0	1	663	8	264	1,637	\$ 52,467	3	0	15	0

PROCEEDINGS IN THE MUNICIPAL COURTS ⁽¹⁾
TRAFFIC CASES (NON-PARKING), PARKING CASES AND CRIMINAL CASES
SEPTEMBER 1, 1976 TO AUGUST 31, 1977

MUNICIPAL COURT AND NAME OF JUDGE	TOTAL HOURS ON BENCH (REPORTED MONTHLY TO NEAREST HOUR) (2)	NOTICES IN LIEU OF COMPLAINTS HEARD, R7-9-2, ("INFORMAL COMPLAINTS") (3)	COMPLAINTS FILED	INDICTABLE COMPLAINTS REFERRED TO COUNTY PROSECUTOR (4)	COMPLAINTS REFERRED TO J & DR COURT OR OTHER MUNICIPAL COURT	COMPLAINTS ADJUDICATED IN MUNIC. CT., ON WAIVER OF INDICT. & JURY TRIAL (5)	CONVICTIONS AND GUILTY PLEAS IN OPEN COURT	DISMISSALS AFTER COND. DISCH. (NARCOTICS) AND PRE-TRIAL INTERVENTION (6)	DISMISSALS AND FINDINGS OF NOT GUILTY OTHER THAN THOSE IN PRIOR COLUMN	COMPLAINTS DISPOSED OF THROUGH VIOLATIONS BUREAU, R7-7	FINES, COURT COSTS & FORFEITURES OF BAIL ASSESSED (EVEN IF NOT ACTUALLY RECD.), TOTAL COURT & VIOL. BUR.	DEFENDANTS SENTENCED TO JAIL	DEFENDANTS PLACED ON PROBATION (7)	N. J. MOTOR VEHICLE LICENSES REVOKED OR SUSPENDED BY THE COURT (8)	SUSPENDED SENTENCES (9)
SUSSEX COUNTY CONTINUED															
MONTAGUE TOWNSHIP															
MARTIN J. BRADY															
TRAF	28	0	191	0	0	0	55	0	12	115	\$ 5,308	0	0	11	0
PARK	0	0	0	0	0	0	0	0	0	0	\$ 30	0	0	0	0
CRIM	47	0	276	44	0	0	133	1	41	88	\$ 11,184	1	3	0	5
TOTAL	75	0	467	44	0	0	188	1	53	203	\$ 17,522	1	3	11	5
NEWTON TOWN															
JAMES F. QUINN															
TRAF	37	0	558	0	0	0	205	0	39	399	\$ 13,997	6	0	31	4
PARK	12	0	4,688	0	0	0	21	0	56	4,201	\$ 15,843	0	0	0	0
CRIM	34	4	425	91	0	1	172	8	65	33	\$ 3,090	21	1	0	25
TOTAL	83	4	5,671	91	0	1	398	8	160	4,633	\$ 43,925	27	1	31	29
ODGENSBURG BOROUGH															
FRANK J. BURRAN JR.															
TRAF	21	0	98	0	0	0	32	0	8	34	\$ 2,360	0	0	5	0
PARK	3	0	10	0	0	0	0	0	0	10	\$ 105	0	0	0	0
CRIM	14	0	45	6	0	3	18	3	20	0	\$ 925	0	0	0	1
TOTAL	38	0	153	6	0	3	50	3	28	44	\$ 3,390	0	0	5	1
SANDYSTON TOWNSHIP															
MARTIN J. BRADY															
TRAF	32	0	642	0	0	0	95	0	15	465	\$ 15,785	0	0	20	0
PARK	2	0	4	0	0	0	1	0	1	2	\$ 50	0	0	0	0
CRIM	33	0	274	22	0	0	40	2	21	178	\$ 3,630	1	1	0	2
TOTAL	67	0	920	22	0	0	136	2	37	645	\$ 25,465	1	1	20	2
SPARTA TOWNSHIP															
PETER CONFORTI															
TRAF	306	0	2,333	0	13	0	452	0	79	2,063	\$ 72,895	7	1	95	1
PARK	0	0	156	0	0	0	8	0	1	187	\$ 667	0	0	0	0
CRIM	52	3	362	110	1	0	73	32	67	85	\$ 11,535	4	11	0	5
TOTAL	358	3	2,851	110	14	0	533	32	147	2,335	\$ 35,097	11	12	95	6
STANHOPE BOROUGH															
JAMES F. QUINN															
TRAF	20	0	318	0	0	0	86	0	27	96	\$ 5,171	0	0	7	4
PARK	9	0	282	0	0	0	24	0	4	161	\$ 3,064	0	0	0	1
CRIM	22	2	131	31	0	2	55	11	33	2	\$ 3,355	2	1	1	1
TOTAL	51	2	731	31	0	2	165	11	64	259	\$ 11,590	2	1	8	6
SUSSEX BOROUGH															
PETER CONFORTI															
TRAF	26	0	373	0	5	0	64	0	13	286	\$ 11,693	6	0	5	1
PARK	1	0	377	0	4	0	3	0	9	278	\$ 1,947	0	0	0	0
CRIM	25	2	212	65	5	1	49	0	40	17	\$ 1,470	17	8	0	11
TOTAL	52	2	962	65	14	1	116	0	62	579	\$ 15,110	23	8	5	12
VERNON TOWNSHIP															
MARTIN MORRISON JR.															
TRAF	118	0	612	0	0	0	226	0	55	303	\$ 15,078	2	0	23	0
PARK	3	0	101	0	0	0	6	0	3	84	\$ 900	0	0	0	0
CRIM	83	9	292	25	0	0	148	6	119	4	\$ 12,685	1	3	0	1
TOTAL	204	9	1,005	25	0	0	380	6	177	391	\$ 23,753	3	3	23	1
WANTAGE TOWNSHIP															
GRAIG V. DAMA															
TRAF	59	0	696	0	4	0	130	0	32	560	\$ 22,962	1	0	25	1
PARK	0	0	25	0	0	0	0	0	0	19	\$ 190	0	0	0	0
CRIM	44	6	404	91	0	0	70	0	27	61	\$ 5,085	26	1	0	17
TOTAL	103	6	1,125	91	4	0	200	0	59	640	\$ 29,237	27	1	25	18
SUSSEX COUNTY DISTRICT COURT															
FREDERICK G. WEAVER															
TRAF	9	0	4	0	0	0	4	0	5	6	\$ 120	1	0	0	0
PARK	0	0	0	0	0	0	0	0	0	0	\$ 0	0	0	0	0
CRIM	11	0	155	87	6	0	36	0	7	13	\$ 3,100	5	13	0	9
TOTAL	20	0	159	87	6	0	40	0	12	19	\$ 3,220	6	13	0	9
SUSSEX COUNTY TOTALS															
TRAF	1,136	0	12,972	0	31	0	3,127	0	559	9,136	\$ 355,591	41	2	423	16
PARK	48	0	6,466	0	4	0	154	0	99	5,554	\$ 31,686	0	0	0	11
CRIM	639	39	4,905	940	17	8	1,596	94	866	1,120	\$ 124,915	105	49	1	88
TOTAL	1,823	39	24,343	940	52	8	4,877	94	1,524	15,819	\$ 522,192	146	50	424	115

PROCEEDINGS IN THE MUNICIPAL COURTS ⁽¹⁾
TRAFFIC CASES (NON-PARKING), PARKING CASES AND CRIMINAL CASES
SEPTEMBER 1, 1976 TO AUGUST 31, 1977

MUNICIPAL COURT AND NAME OF JUDGE	TOTAL HOURS ON BENCH (REPORTED MONTHLY TO NEAREST HOUR) (2)	NOTICES IN LIEU OF COMPLAINTS HEARD, R7-9-2. ("INFORMAL COMPLAINTS") (3)	COMPLAINTS FILED	INDICTABLE COMPLAINTS REFERRED TO COUNTY PROSECUTOR (4)	COMPLAINTS REFERRED TO J & OR COURT OR OTHER MUNICIPAL COURT	COMPLAINTS ADJUDICATED IN MUNIC. CT., ON WAIVER OF INDICT. & JURY TRIAL (5)	CONVICTIONS AND GUILTY PLEAS IN OPEN COURT	DISMISSALS AFTER COND. DISCH. (NARCOTICS) AND PRE-TRIAL INTERVENTION (6)	DISMISSALS AND FINDINGS OF NOT GUILTY OTHER THAN THOSE IN PRIOR COLUMN	COMPLAINTS DISPOSED OF THROUGH VIOLATIONS BUREAU, R7-7	FINES COURT COSTS & FORTIFURES OF BAIL ASSESSED (EVEN IF NOT ACTUALLY REC'D). TOTAL, COURT & VIOL. BUR.	DEFENDANTS SENTENCED TO JAIL	DEFENDANTS PLACED ON PROBATION (7)	N. J. MOTOR VEHICLE LICENSES REVOKED OR SUSPENDED BY THE COURT (8)	SUSPENDED SENTENCES (9)
UNION COUNTY															
BERKELEY HEIGHTS TOWNSHIP															
DOUGLAS J. HABERSTROM															
TRAF	80	0	679	0	0	0	196	0	37	425 \$	13,147	1	0	12	11
PARK	15	0	612	0	0	0	51	0	19	511 \$	3,303	0	0	0	30
CRIM	98	0	194	15	0	1	80	6	56	4 \$	6,595	2	17	0	10
TOTAL	193	0	1,485	15	0	1	327	6	112	940 \$	23,045	3	17	12	51
CLARK TOWNSHIP															
JOSEPH R. POSTIZZ															
TRAF	226	0	2,407	0	0	0	703	0	172	1,561 \$	59,758	1	0	96	16
PARK	0	0	401	0	0	0	9	0	12	363 \$	3,642	0	0	0	10
CRIM	139	11	548	65	7	0	167	0	103	19 \$	15,478	1	0	0	19
TOTAL	365	11	3,356	65	7	0	879	0	287	1,943 \$	39,874	2	0	96	45
CRANFORD TOWNSHIP															
CHARLES J. STEVENS															
TRAF	272	0	3,945	0	4	0	1,044	0	184	3,360 \$	34,468	2	0	57	85
PARK	14	0	6,168	0	0	0	143	0	185	5,980 \$	23,571	0	0	0	59
CRIM	143	0	601	100	0	1	201	49	85	133 \$	11,378	4	25	0	27
TOTAL	429	0	10,714	100	4	1	1,388	49	454	9,473 \$	129,417	6	25	57	171
ELIZABETH CITY															
JOHN T. SOJA															
TRAF	145	0	13,314	0	0	0	2,259	0	563	6,649 \$	232,581	42	0	141	69
PARK	76	0	69,464	0	0	0	2,654	0	6,089	35,820 \$	259,121	60	0	0	242
CRIM	538	81	5,206	1,508	123	64	1,547	47	1,477	0 \$	53,555	146	30	0	188
TOTAL	759	81	87,984	1,508	123	64	6,460	47	8,129	42,469 \$	522,257	248	30	141	499
FANNING BOROUGHS															
MELVIN S. WHITKEN															
TRAF	45	0	1,103	0	0	0	272	0	24	992 \$	23,022	0	0	24	0
PARK	12	0	340	0	0	0	39	0	28	297 \$	1,342	0	0	0	4
CRIM	22	0	82	11	0	0	27	2	28	30 \$	3,971	1	4	0	4
TOTAL	79	0	1,525	11	0	0	338	2	80	1,319 \$	29,335	1	4	24	4
GARWOOD BOROUGHS															
JAMES T. LEONARD SR															
TRAF	34	0	525	0	0	0	130	0	29	201 \$	9,755	0	0	2	29
PARK	13	0	585	0	0	0	42	0	16	603 \$	4,171	0	0	0	38
CRIM	23	0	181	17	0	0	73	0	43	34 \$	3,802	1	0	0	29
TOTAL	70	0	1,291	17	0	0	245	0	88	838 \$	17,728	1	0	2	96
HILLSIDE TOWNSHIP															
HENRY GOLDHOR															
TRAF	67	0	1,784	0	3	0	399	0	126	1,626 \$	53,226	0	0	19	4
PARK	13	0	4,390	0	0	0	53	0	7	3,680 \$	33,678	1	0	0	5
CRIM	113	3	956	159	2	1	361	6	111	0 \$	24,483	12	14	0	19
TOTAL	193	3	7,130	159	5	1	813	6	244	5,306 \$	119,337	13	16	20	28
KENILWORTH BOROUGHS															
WARREN BRIDGER															
TRAF	70	0	1,020	0	0	0	297	0	53	701 \$	25,134	1	0	10	0
PARK	12	0	846	0	0	0	86	0	15	636 \$	5,941	0	0	0	1
CRIM	59	1	382	87	11	0	100	23	51	15 \$	13,080	3	21	0	11
TOTAL	141	1	2,248	87	11	0	483	23	119	1,352 \$	45,155	4	21	10	12
LINDEN CITY															
RICHARD W. KOCHANSKI															
TRAF	178	0	5,373	0	7	0	2,304	0	265	2,479 \$	123,263	37	30	113	71
PARK	15	0	2,432	0	0	0	367	0	22	2,090 \$	15,013	0	0	0	5
CRIM	163	55	1,390	307	123	0	784	0	331	42 \$	34,205	72	12	0	42
TOTAL	356	55	9,195	307	130	0	3,455	0	618	4,611 \$	172,481	109	42	113	118
MOUNTAIN SIDE BOROUGHS															
JACOB R. BAUER															
TRAF	167	0	1,079	0	0	0	451	0	100	375 \$	43,554	6	1	30	4
PARK	11	0	160	0	0	0	36	0	3	109 \$	1,355	0	0	0	2
CRIM	45	0	239	59	3	1	70	10	45	0 \$	3,215	0	8	0	4
TOTAL	223	0	1,478	59	3	1	557	10	148	484 \$	43,124	6	9	30	10

PROCEEDINGS IN THE MUNICIPAL COURTS ⁽¹⁾
TRAFFIC CASES (NON-PARKING), PARKING CASES AND CRIMINAL CASES
SEPTEMBER 1, 1976 TO AUGUST 31, 1977

MUNICIPAL COURT AND NAME OF JUDGE	TOTAL HOURS ON BENCH, (REPORTED MONTHLY TO NEAREST HOUR) (2)	NOTICES IN LIEU OF COMPLAINTS HEARD, R.7-32, ("INFORMAL COMPLAINTS") (3)	COMPLAINTS FILED	INDICTABLE COMPLAINTS REFERRED TO COUNTY PROSECUTOR (4)	COMPLAINTS REFERRED TO J & DR COURT OR OTHER MUNICIPAL COURT	COMPLAINTS ADJUDICATED IN MUNICIPAL COURT ON WAIVER OF INDICT. & JURY TRIAL (5)	CONVICTIONS AND GUILTY PLEAS IN OPEN COURT	DISMISSALS AFTER COND. DISCH. (INAP. CODES) AND PRE-TRIAL INTERVENTION (6)	DISMISSALS AND FINDINGS OF NOT GUILTY OTHER THAN THOSE IN PRIOR COLUMN	COMPLAINTS DISPOSED OF THROUGH VIOLATIONS BUREAU, R:7-7	FINES, COURT COSTS & FORTIFURES OF BAIL ASSESSED (EVEN IF NOT ACTUALLY REC'D.), TOTAL, COURT & VIOL. BUR.	DEFENDANTS SENTENCED TO JAIL	DEFENDANTS PLACED ON PROBATION (7)	N. J. MOTOR VEHICLE LICENSES REVOKED OR SUSPENDED BY THE COURT (8)	SUSPENDED SENTENCES (9)
UNION COUNTY CONTINUED															
NEW PROVIDENCE BOROUGH FRANK A PZZI JR	TRAF 64 PARK 13 CRIM 54 TOTAL 131	0 0 0 0	1,437 1,342 165 2,944	0 0 42 42	0 0 1 1	0 0 0 0	241 54 73 368	0 0 5 5	59 34 62 155	1,152 \$ 1,172 \$ 21 \$ 2,345 \$	25,057 6,809 3,125 34,991	0 0 1 1	0 0 5 5	22 J J 22	26 40 20 86
PLAINFIELD CITY RUDOLPH N HAWKINS, JR	TRAF 401 PARK 0 CRIM 440 TOTAL 841	0 0 0 0	4,511 41,870 3,646 50,027	0 0 230 230	0 0 0 0	0 0 1 1	1,724 12 1,075 2,811	0 0 101 101	373 28 758 1,159	2,612 \$ 29,366 \$ 0 \$ 30,978 \$	137,184 62,963 32,549 232,696	19 0 165 184	0 0 26 26	99 J J 99	29 0 91 120
RAHWAY CITY NARCUS I BLUM	TRAF 246 PARK 20 CRIM 176 TOTAL 442	0 0 1 1	7,712 9,931 1,097 18,740	0 0 221 221	0 0 4 4	0 0 10 10	1,705 252 496 2,453	0 0 5 5	162 12 332 506	5,460 \$ 8,768 \$ 0 \$ 14,228 \$	135,625 43,012 54,472 241,109	19 0 40 59	1 0 45 46	78 J J 78	67 96 150 313
ROSELLE BOROUGH ANDREW GALOWIT	TRAF 75 PARK 33 CRIM 136 TOTAL 244	0 0 4 4	1,547 1,840 904 4,291	0 0 147 147	0 0 0 0	0 0 1 1	752 42 466 1,260	0 0 66 66	110 24 165 299	904 \$ 1,595 \$ 0 \$ 2,499 \$	41,507 19,805 22,276 74,588	6 1 28 35	0 0 9 9	65 4 J 71	2 9 23 34
ROSELLE PARK BOROUGH WILLIAM BOFFA JR	TRAF 90 PARK 10 CRIM 50 TOTAL 150	0 0 3 3	1,330 4,274 304 5,908	0 0 24 24	0 0 0 0	0 0 1 1	456 34 122 612	0 0 70 0	51 16 70 137	746 \$ 2,893 \$ 37 \$ 3,676 \$	25,805 22,336 13,504 59,645	0 0 2 2	0 0 2 2	44 J J 44	13 4 9 26
SCOTCH PLAINS TOWNSHIP JOHN A APPEZZATO	TRAF 131 PARK 9 CRIM 124 TOTAL 264	0 0 3 3	1,738 251 622 2,611	0 0 64 64	0 0 0 0	0 0 1 1	505 11 218 734	0 0 20 20	90 9 107 206	1,417 \$ 252 \$ 201 \$ 1,870 \$	33,534 1,936 23,560 54,030	0 0 0 0	0 0 13 13	11 J J 11	1 0 51 52
SPRINGFIELD TOWNSHIP MALCOLM N BOHRD	TRAF 104 PARK 17 CRIM 71 TOTAL 192	0 0 6 6	2,064 4,948 581 7,593	0 0 48 48	0 0 3 3	0 0 2 2	597 52 144 793	0 0 37 37	166 18 68 252	1,616 \$ 3,703 \$ 95 \$ 5,414 \$	44,895 13,102 3,711 71,709	3 0 5 8	0 0 17 17	73 J J 73	46 10 77 142
SUMMIT CITY JOSEPH R COVIELLO	TRAF 129 PARK 41 CRIM 100 TOTAL 270	0 0 7 7	2,599 25,538 448 28,585	0 0 124 124	0 0 0 0	0 0 0 0	386 393 250 1,029	0 0 15 15	113 337 134 584	2,010 \$ 23,465 \$ 79 \$ 25,504 \$	51,331 31,466 11,324 154,121	1 2 15 15	2 0 4 6	55 J J 55	31 259 13 303
UNION TOWNSHIP HERBERT BLAUSTEIN	TRAF 258 PARK 23 CRIM 256 TOTAL 537	0 0 65 65	4,282 10,975 1,396 16,653	0 0 365 365	0 0 1 1	0 0 4 4	1,967 235 639 2,841	0 0 36 36	415 54 449 918	2,145 \$ 10,051 \$ 0 \$ 12,196 \$	35,110 34,360 32,010 242,480	14 0 55 69	0 0 76 76	123 J J 123	47 67 155 269
WESTFIELD TOWN ROBERT C THOMSON JR.	TRAF 271 PARK 42 CRIM 109 TOTAL 422	0 0 3 3	4,003 22,306 812 27,121	0 0 166 166	2 0 0 2	0 0 8 8	658 139 241 1,038	0 0 92 92	63 207 50 320	3,539 \$ 19,927 \$ 119 \$ 23,585 \$	34,015 54,295 25,268 133,568	1 0 58 59	0 0 72 72	55 J J 55	9 7 41 57

PROCEEDINGS IN THE MUNICIPAL COURTS ⁽¹⁾
TRAFFIC CASES (NON-PARKING), PARKING CASES AND CRIMINAL CASES
SEPTEMBER 1, 1976 TO AUGUST 31, 1977

MUNICIPAL COURT AND NAME OF JUDGE	TOTAL HOURS ON BENCH, (REPORTED MONTHLY TO NEAREST HOUR) (2)	NOTICES IN LIEU OF COMPLAINTS HEARD, R.7-3.2, ("INFORMAL COMPLAINTS") (3)	COMPLAINTS FILED	INDICTABLE COMPLAINTS REFERRED TO COUNTY PROSECUTOR (4)	COMPLAINTS REFERRED TO J & DR COURT OR OTHER MUNICIPAL COURT	COMPLAINTS ADJUDICATED IN MUNIC. CT., ON WAIVER OF INDICT. & JURY TRIAL (5)	CONVICTIONS AND GUILTY PLEAS IN OPEN COURT	DISMISSALS AFTER COND. DISCH. (NARCOTICS) AND PRE-TRIAL INTERVENTION (6)	DISMISSALS AND FINDINGS OF NOT GUILTY OTHER THAN THOSE IN PRIOR COLUMN	COMPLAINTS DISPOSED OF THROUGH VIOLATIONS BUREAU, R.7-7	FINES, COURT COSTS & FORFEITURES OF BAIL ASSESSED (EVEN IF NOT ACTUALLY RECD.), TOTAL COURT & VIOL. BUR.	DEFENDANTS SENTENCED TO JAIL	DEFENDANTS PLACED ON PROBATION (7)	N. J. MOTOR VEHICLE LICENSES REVOKED OR SUSPENDED BY THE COURT (8)	SUSPENDED SENTENCES (9)
UNION COUNTY CONTINUED															
WINFIELD TOWNSHIP ERVING F. STURM															
TRAF	20	0	143	0	1	0	66	0	9	48 \$	2,421	0	0	2	1
PARK	6	0	23	0	0	0	18	0	0	18 \$	396	0	0	0	0
CRIM	25	0	62	17	13	0	26	9	21	2 \$	745	0	1	0	4
TOTAL	51	0	228	17	14	0	110	9	30	68 \$	3,562	0	1	2	5
UNION COUNTY TOTALS															
TRAF	3,073	0	62,595	0	17	0	17,112	0	3,164	40,019 \$	1,327,392	153	34	1,129	561
PARK	395	0	208,696	0	0	0	4,722	0	7,135	159,299 \$	773,557	62	0	8	893
CRIM	2,884	243	19,816	3,776	291	96	7,160	528	4,546	781 \$	423,706	611	403	1	1,707
TOTAL	6,352	243	291,107	3,776	308	96	28,994	528	14,845	191,098 \$	2,524,255	826	437	1,137	2,461
WARREN COUNTY															
ALPHA BOROUGHS FRANK J. MORELLI															
TRAF	12	0	102	0	2	0	41	0	3	39 \$	3,370	0	0	4	0
PARK	4	0	46	0	0	0	4	0	1	36 \$	650	0	0	0	0
CRIM	14	0	60	0	15	0	36	1	3	1 \$	1,645	0	2	0	2
TOTAL	30	0	208	0	17	0	81	1	7	76 \$	5,665	0	2	4	2
BELVIDERE TOWN JOSEPH W. STEINHARDT															
TRAF	22	0	413	0	0	0	141	0	11	228 \$	11,748	2	0	12	2
PARK	5	0	584	0	0	0	39	0	23	498 \$	2,743	0	0	0	1
CRIM	12	0	119	38	0	1	60	0	21	0 \$	4,392	1	2	0	0
TOTAL	39	0	1,116	38	0	1	240	0	55	726 \$	13,883	3	2	12	3
CENTRAL WARREN COUNTY MUNICIPAL COURT (JOINT COURT) JOSEPH W. STEINHARDT															
TRAF	40	0	1,110	0	0	0	309	0	51	670 \$	26,289	0	0	29	0
PARK	0	0	75	0	0	0	5	0	1	56 \$	590	0	0	0	0
CRIM	28	1	230	73	0	90	86	7	31	18 \$	4,140	0	1	0	0
TOTAL	68	1	1,415	73	0	90	400	7	83	744 \$	31,019	0	1	29	0
GREENWICH TOWNSHIP J. FROHE V. BAUCOM															
TRAF	28	0	2,022	0	0	0	152	0	31	1,735 \$	45,335	1	0	13	0
PARK	0	0	4	0	0	0	1	0	0	4 \$	50	0	0	0	0
CRIM	20	0	107	48	6	0	22	3	16	0 \$	1,425	2	0	0	0
TOTAL	48	0	2,133	48	6	0	175	3	47	1,739 \$	47,810	3	0	13	0
HACKETTSTOWN TOWN WILLIAM R. HIBLER															
TRAF	213	0	1,800	0	0	0	795	0	80	923 \$	37,563	5	3	45	5
PARK	22	0	1,484	0	0	0	62	2	33	908 \$	7,625	0	0	0	0
CRIM	76	16	591	77	0	0	311	2	47	0 \$	19,833	6	7	4	0
TOTAL	311	16	3,875	77	0	0	1,168	2	160	1,831 \$	54,021	11	10	50	14
INDEPENDENCE TOWNSHIP WILLIAM B. HIBLER															
TRAF	43	0	609	0	0	0	174	0	26	380 \$	14,657	1	0	14	0
PARK	0	0	8	0	0	0	6	0	0	0 \$	60	0	0	0	0
CRIM	24	1	171	9	0	0	29	0	72	58 \$	3,435	0	2	0	0
TOTAL	67	1	788	9	0	0	209	0	98	438 \$	13,152	1	2	14	0
LOPATONG TOWNSHIP JOSEPH G. HOUSTON															
TRAF	72	0	1,483	0	0	0	301	0	63	1,092 \$	37,939	3	0	41	0
PARK	0	0	0	0	0	0	0	0	0	0 \$	0	0	0	0	0
CRIM	74	1	305	20	0	1	90	0	124	0 \$	5,257	7	1	0	0
TOTAL	146	1	1,788	20	0	1	391	0	187	1,092 \$	43,196	10	1	41	0
MANSFIELD TOWNSHIP WILLIAM B. HIBLER															
TRAF	51	0	599	0	0	0	180	0	38	393 \$	17,447	0	0	13	0
PARK	1	0	62	0	0	0	6	0	1	21 \$	270	0	0	0	0
CRIM	55	3	254	34	0	0	150	13	63	8 \$	12,805	1	1	0	0
TOTAL	107	3	915	34	0	0	336	13	102	422 \$	33,922	1	1	13	0

PROCEEDINGS IN THE MUNICIPAL COURTS ⁽¹⁾
TRAFFIC CASES (NON-PARKING), PARKING CASES AND CRIMINAL CASES
SEPTEMBER 1, 1976 TO AUGUST 31, 1977

MUNICIPAL COURT AND NAME OF JUDGE	TOTAL HOURS ON BENCH (REPORTED MONTHLY TO NEAREST HOUR (2))	NOTICES IN LIEU OF COMPLAINTS HEARD, R.7:3-2, ("INFORMAL COMPLAINTS") (3)	COMPLAINTS FILED	INDICTABLE COA-PLAINTS REFERRED TO COUNTY PROSECUTOR (4)	COMPLAINTS REFERRED TO J & DR COURT OR OTHER MUNICIPAL COURT	COMPLAINTS ADJUDICATED IN MUNIC. CT. ON WAIVER OF INDICT. & JURY TRIAL (5)	CONVICTIONS AND GUILTY PLEAS IN OPEN COURT	DISMISSALS AFTER COND. DISCH. (NARCOTICS) AND PRE-TRIAL INTERVENTION (6)	DISMISSALS AND FINDINGS OF NOT GUILTY OTHER THAN THOSE IN PRIOR COLUMN	COMPLAINTS DISPOSED OF THROUGH VIOLATIONS BUREAU, R.7-7	FINES, COURT COSTS & FORFEITURES OF BAIL ASSESSED (EVEN IF NOT ACTUALLY RECD.), TOTAL, COURT & VIOL. BUR.	DEFENDANTS SENTENCED TO JAIL	DEFENDANTS PLACED ON PROBATION (7)	N. J. MOTOR VEHICLE LICENSES REVOKED OR SUSPENDED BY THE COURT (8)	SUSPENDED SENTENCES (9)
WARREN COUNTY CONTINUED															
NORTH WARREN MUNICIPAL COURT--WARREN COUNTY (JOINT COURT)															
JOHN C. STRITHEOFF JR.	54	0	1,388	0	0	0	132	0	40	1,076	\$ 30,944	2	0	21	1
TRAF	2	0	21	0	0	0	3	0	1	17	\$ 130	0	0	0	0
PARK	31	7	179	57	0	0	36	7	19	23	\$ 5,002	1	0	0	0
CRIM	87	7	1,588	57	0	0	171	7	60	1,116	\$ 37,076	3	2	21	2
TOTAL															
OXFORD TOWNSHIP															
JOSEPH W. STEINHART	12	0	655	0	0	0	100	0	0	421	\$ 9,360	0	0	1	0
TRAF	3	0	28	0	0	0	8	0	0	16	\$ 115	0	0	0	0
PARK	14	0	52	2	0	0	29	2	0	3	\$ 1,534	0	0	0	0
CRIM	29	0	735	2	0	0	137	2	5	440	\$ 11,009	0	0	1	1
TOTAL															
PHILLIPSBURG TOWN															
HEP MAN N. HARMS	215	0	1,448	0	0	0	615	0	43	584	\$ 37,905	0	0	79	0
TRAF	5	0	1,324	0	0	0	11	0	3	763	\$ 7,539	0	0	0	0
PARK	212	0	857	174	0	0	513	13	132	0	\$ 23,800	73	75	0	49
CRIM	432	0	3,629	174	0	0	1,139	13	178	1,347	\$ 59,335	73	75	79	69
TOTAL															
WYOMING TWP															
JOSEPH W. STEINHART	28	0	688	0	0	0	157	0	32	458	\$ 15,998	0	0	13	0
TRAF	0	0	156	0	0	0	4	0	4	155	\$ 1,707	0	0	0	0
PARK	28	2	168	40	46	0	50	4	26	0	\$ 5,615	4	2	0	0
CRIM	56	2	1,012	40	46	0	211	4	62	613	\$ 25,410	4	2	17	0
TOTAL															
WASHINGTON BOROUGH															
JOSEPH G. HOUSTON	60	0	930	0	0	0	294	0	56	670	\$ 23,303	1	0	12	0
TRAF	9	0	3,012	0	0	0	44	0	125	2,724	\$ 5,733	1	0	0	0
PARK	65	2	281	24	0	19	115	0	113	0	\$ 5,750	11	6	4	0
CRIM	134	2	4,223	24	0	19	453	0	294	3,394	\$ 31,786	13	4	16	0
TOTAL															
WHITE TOWNSHIP															
JOSEPH G. HOUSTON	19	0	1,207	0	0	0	168	0	20	878	\$ 24,659	0	0	28	0
TRAF	0	0	80	0	0	0	0	0	0	0	\$ 0	0	0	0	0
PARK	12	0	80	25	0	2	28	0	28	4	\$ 2,225	1	1	0	0
CRIM	31	0	1,287	25	0	2	196	0	48	892	\$ 25,884	1	1	28	5
TOTAL															
WARREN COUNTY DISTRICT COURT															
PAUL HARRIS	79	0	4,763	0	0	0	579	0	96	3,330	\$ 33,495	3	0	05	0
TRAF	0	0	43	0	0	0	0	0	0	30	\$ 300	0	0	0	0
PARK	69	0	1,212	610	0	0	450	17	107	14	\$ 17,716	7	2	0	0
CRIM	148	0	6,018	610	0	0	1,029	17	203	3,374	\$ 111,911	10	2	95	0
TOTAL															
WARREN COUNTY TOTALS															
TRAF	948	0	19,217	0	2	0	4,138	0	590	12,877	\$ 429,412	18	3	417	8
PARK	51	0	6,847	0	0	0	193	0	192	5,228	\$ 27,493	1	0	0	1
CRIM	734	33	4,666	1,231	67	115	2,005	69	807	129	\$ 115,574	114	102	8	174
TOTAL	1,733	33	30,730	1,231	69	115	6,336	69	1,589	18,234	\$ 572,677	133	105	425	113
NEW JERSEY TOTALS															
TRAF	51,032	0	1,013,386	0	525	0	272,219	0	59,523	611,778	\$23,459,028	2,212	423	21,568	12,794
PARK	5,588	0	2,483,353	0	24	0	80,838	0	51,169	1,801,670	\$13,110,860	168	161	54	17,038
CRIM	54,912	8,545	332,976	70,846	4,294	4,145	108,806	8,653	82,150	20,619	\$ 7,786,092	9,663	7,854	100	17,333
TOTAL	111,532	8,545	3,829,715	70,846	4,843	4,145	461,863	8,653	192,842	2,434,067	\$44,355,980	12,043	8,438	21,722	47,165

- 1) Includes proceedings in the County District Courts of Atlantic, Bergen, Hudson, Ocean, Sussex and Warren Counties which exercised concurrent jurisdiction during the court year. Also includes proceedings in the Palisades Interstate Park Police Court in Bergen County.
- 2) Because "Hours on Bench" are reported monthly to the nearest hour the yearly total in some courts may be "0" if no full hours were reported for any month.
- 3) "If the offense charged may constitute a neighborhood or domestic dispute, but may not violate a statute or ordinance, a notice may issue to the person or persons charged, requesting their appearance before the court in order to determine whether or not a complaint should issue," Rule 7:3-2. Not applicable in traffic cases.
- 4) Rule 7:2: The provisions of R. 3:2 (complaint), R.3:3 (warrant or summons upon complaint) and R. 3:4-1, 3:4-2, 3:4-3 and 3:4-5 (proceedings before the committing judge) are applicable to the municipal and county district courts in respect of indictable offenses; the provisions of R.3:4-4 are applicable to such courts in proceedings under the Uniform Fresh Pursuit Law.
- 5) N. J. S. A. 2A:8-22 confers jurisdiction on the municipal courts to try certain specific cases involving crimes occurring within their territorial jurisdiction provided defendant first executes in writing a waiver of indictment and trial by jury.
- 6) Dismissals under Rule 3:28 (Pretrial Intervention Programs) and N. J. S. A. 24:21-27(h) (Dismissals after conditional discharges--narcotics cases only).
- 7) Defendants placed on probation in accordance with Rule 3:21-7. Does not include suspended dispositions or conditional discharges (narcotics) under N. J. S. A. 24:21-27 or Pretrial Intervention Programs, R. 3:28.
- 8) Not including those revoked or suspended by the Director of the N. J. Division of Motor Vehicles, but does include revocations and suspensions in disorderly persons and other violations as provided by statutes.
- 9) Does not include conditional discharges in narcotics cases((N. J. S. A. 24:21-27(b))or Pretrial Intervention Programs (R. 3:28). The count here is the number of sentences suspended, irrespective of the number of persons or complaints involved.

Source: Monthly Municipal Court Reports

MUNICIPAL COURTS
DEFENDANTS STATUS REPORT

MUNICIPAL COURT DEFENDANTS STATUS REPORT

The column headings of the tables that follow are described below:

(The tables refer to defendants whose municipal court trials were completed this year - Status at commencement of trial. Columns 5 et seq deal with Municipal Court trials whereas columns 1 & 3 also include indictable offenses.)

"COMPLAINT/SUMMONSES FILED AND COMPLAINT/WARRANTS FILED -- INDICTABLE OFFENSES AND NON-INDICTABLE OFFENSES."

A summons may issue in lieu of a warrant if the person taking the complaint has reason to believe that the defendant will appear. R. 7:3-1(d). It is the policy of the Supreme Court that wherever appropriate a complaint/summons shall issue instead of a complaint/warrant.

"BAIL OR JAIL STATUS OF DEFENDANTS AT BEGINNING OF TRIAL."

The unit of the count is the defendant.

In the section "Released on Own Recognizance" the reporting instructions specify that it should include only those defendants who were actually arrested, held, and then released after the prescribed ROR procedures. (Includes a recognizance form signed and executed before the person authorized to take bail). It is not intended to include defendants on whom summonses were served (traffic or other) without arrest. It should be noted, however, that for some courts it is apparent that the reporting instructions may not have been followed in all instances.

"NUMBER OF DEFENDANTS ON NON-INDICTABLE OFFENSES REPRESENTED BY ASSIGNED COUNSEL OR REFERRED TO THE PUBLIC DEFENDER" and "NUMBER OF DEFENDANTS ON INDICTABLE OFFENSES REFERRED TO THE PUBLIC DEFENDER."

The number of assignments or referrals is reported, whether or not the defendant had been so represented. The data reported herein is on trials that had been completed during the 1976-77 court year.

SEPTEMBER 1, 1976 TO AUGUST 31, 1977

COMP/SJMMONUSES FILED		COMP/WARRANTS FILED		MUNICIPAL COURT DEFENDANTS STATUS REPORT				DEFTS REP BY		
INDICT. OFFENSES	NON-INDIC OFFENSES	INDICT. OFFENSES	NON-INDIC OFFENSES	BAIL/JAIL STATUS OF DEFTS AT BEGIN OF TRIAL*	REL.ON RECOG.**	REL ON BAIL, SURETY,ETC.	IN JAIL 2 TO 4 D.	IN JAIL > 4 DAYS	ASGND COUNSEL OR REF PUB DEF (NON-INDICT.)	DEFTS REFRD TO PUB. DEF (INDICT.)

ATLANTIC COUNTY

ABSECON CITY										
MARVIN Z WALLEN										
0	41	49	18	38	16	1	7	12	6	
ATLANTIC CITY										
CHAIM H SANDLER										
33	1,314	1,131	1,131	167	665	136	141	253	402	
BRIGANTINE CITY										
ROBERT H DAVISSON										
10	75	38	9	11	7	4	1	6	6	
BUEVA BOROUGH										
PETER A CAPIZOLA										
6	83	35	16	92	12	5	1	6	9	
BUEVA VISTA TOWNSHIP										
JOSEPH P TESTA										
9	69	72	49	49	21	0	2	12	8	
EGG HARBOR CITY										
JOSEPH B KAUFFMAN										
20	220	86	41	45	62	11	22	25	26	
EGG HARBOR TOWNSHIP										
LOUIS KRAVIS										
16	429	271	486	35	304	25	13	38	29	
FOLSOM BOROUGH										
DONALD M KAPLAN										
3	62	35	9	78	29	19	0	6	0	
GALLOWAY TOWNSHIP										
DONALD M KAPLAN										
6	373	147	51	218	166	12	11	17	23	
HAMILTON TOWNSHIP										
JOHN H MOHRFELD III										
8	335	227	38	321	207	24	31	23	33	
HAMMONTON TOWN										
VINCENT A DEMARCO										
52	237	81	48	204	48	4	4	18	29	
LINWOOD CITY										
MARSHALL FAMILY										
3	51	52	35	29	68	0	4	14	9	

SEPTEMBER 1, 1976 TO AUGUST 31, 1977

COMP/SUMMONSES FILED INDICT. OFFENSES	NON-INDIC OFFENSES	COMP/WARRANTS FILED INDICT. OFFENSES	NON-INDIC OFFENSES	MUNICIPAL COURT DEFENDANTS STATUS REPORT				DEFTS REP BY ASGND COUNSEL OR REF PUB DEF (NON-INDICT.)	DEFTS REFRRD TO PUB. DEF (INDICT.)
				BAIL/JAIL REL.ON RFCOG.**	STATUS OF DEFTS RFL ON BAIL, SURETY, ETC.	AT BEGIN OF TRIAL*	IN JAIL IN JAIL > 4 DAYS		

ATLANTIC COUNTY CONTINUED

LONGPORT BOROUGH									
GENNARO CONSALVO									
9	31	17	28	1	0	0	0	3	3
MARGATE CITY									
EDWARD KNIGHT									
9	322	63	91	487	439	0	0	3	0
MULLICA TOWNSHIP									
GENNARO CONSLAVO									
1	113	82	61	72	89	12	15	25	16
NORTHFIELD CITY									
JOSEPH B KAUFFMAN									
5	65	55	56	80	81	14	9	12	3
PLEASANTVILLE CITY									
HENRY BROOME JR									
14	122	199	332	62	142	14	7	23	27
SOMERS POINT CITY									
DONALD M KAPLAN									
1	231	83	306	41	318	7	3	6	2
VENTNOR CITY									
GENNARO CONSALVO									
6	91	92	42	45	35	0	8	10	10
WEYMOUTH TWP AND ESTELL MANOR BORD AND CORBIN CITY									
JOHN H MOHRFELD, III (ACTING)									
0	41	15	9	2	9	1	0	1	7
ATLANTIC COUNTY DISTRICT COURT									
HERBERT S JACOBS (PRESIDING)									
0	0	0	0	0	0	0	0	0	0

ATLANTIC COUNTY TOTALS *****

211	4,305	2,830	2,856	2,077	2,718	289	279	513	648
-----	-------	-------	-------	-------	-------	-----	-----	-----	-----

SEPTEMBER 1, 1976 TO AUGUST 31, 1977

COMP/SUMMONSES FILED		COMP/WARRANTS FILED		MUNICIPAL COURT DEFENDANTS STATUS REPORT				DEFTS REP BY	
INDICT. OFFENSES	NON-INDICT OFFENSES	INDICT. OFFENSES	NON-INDICT OFFENSES	BAIL/JAIL RECOG.**	STATUS OF DEFTS REL.ON SURETY,ETC.	AT BEGIN OF TRIAL* 2 TO 4 D.	IN JAIL > 4 DAYS	ASGND COUNSEL OR REF PUB DEF (NON-INDICT.)	DEFTS REFRRO TO PUB. DEF (INDICT.)

BERGEN COUNTY

ALLENDALE BOROUGH									
ROBERT J BUCKALEW									
0	15	40	14	19	10	0	1	17	2
ALPINE BOROUGH									
GERALD BREITENSTEIN									
0	1	2	0	0	0	0	0	0	0
BERGENFIELD BOROUGH									
MORRIS B KANTOFF									
20	129	113	29	38	27	2	4	1	11
BOGOTA BOROUGH									
DONALD W DECORDOVA									
0	144	42	0	5	3	1	0	10	1
CARLSTADT BOROUGH									
CHESTER J WALLACE									
2	70	31	37	75	6	0	0	1	0
CLIFFSIDE PARK BOROUGH									
PAUL L BASTLE									
1	195	48	0	1	1	0	0	7	6
CLOSTER BOROUGH									
GERALD BREITENSTEIN									
2	49	32	9	25	5	0	2	4	1
CRESSKILL BOROUGH									
JAMES W TAYLOR									
2	18	16	3	25	5	2	0	0	3
DEMAREST BOROUGH									
GERALD C ESCALA									
12	14	6	1	0	2	1	0	1	0
DUMONT BOROUGH									
FELIX M ANGELILLIS									
3	56	34	24	40	20	1	0	0	0
EAST RUTHERFORD BOROUGH									
WALTER J TENCZA									
67	467	113	34	192	82	15	2	13	0
EDGEWATER BOROUGH									
GEDRGE A BROWNE									
43	65	48	24	108	9	5	7	3	4

SEPTEMBER 1, 1976 TO AUGUST 31, 1977

COMP/SUMMONSES FILED		COMP/WARRANTS FILED		MUNICIPAL COURT DEFENDANTS STATUS REPORT				DEFTS REP BY			
INDICT.	NON-INDICT	INDICT.	NON-INDICT	BAIL/JAIL	STATUS OF DEFTS AT BEGIN OF TRIAL*	REL. ON	REL. ON BAIL,	IN JAIL	IN JAIL	ASGND COUNSEL	DEFTS REFRRD
OFFENSES	OFFENSES	OFFENSES	OFFENSES	REC'D.	** SURETY, ETC.	2 TO 4 D.	> 4 DAYS	(NON-INDICT.)	(INDICT.)	OR REF PUB DEF	TO PUB. DEF

BERGEN COUNTY CONTINUED

ELMWOOD PARK BOROUGH	HENRY RICCOBEVE	2	205	65	58	100	84	6	4	2	2
EMERSON BOROUGH	JULIUS L WALKIN	8	40	28	2	59	7	0	1	3	0
ENGLEWOOD CITY	JOSEPH M CLARK	41	464	388	557	314	180	70	0	85	15
ENGLEWOOD CLIFFS BOROUGH	ALFRED J DANIELS	3	15	24	14	51	12	2	0	14	11
FAIR LAWN BOROUGH	ALLAN M HARRIS	11	175	102	29	38	33	17	1	52	4
FAIRVIEW BOROUGH	PETER F BRGGI*	9	207	15	73	98	33	11	0	0	0
FIFE LEAF BOROUGH	DEAN J DE SHERA	24	172	219	27	93	147	28	0	15	0
FRANKLIN LAKES BOROUGH	WIMMY M MARZINI	3	23	16	0	11	6	7	1	0	1
GARFIELD CITY	WILLIAM R VYLE	29	388	77	60	378	125	2	0	0	0
GLENVIEW PARK BOROUGH	ALBERT J SAMONIS	11	29	40	8	23	1	0	1	4	9
HICKENSACK CITY	MATHIAS S KRZYWY	24	434	297	595	214	234	74	23	113	22
HARRINGTON PARK BOROUGH	EVERETT I SMITH	9	31	3	0	33	18	0	0	7	0

SEPTEMBER 1, 1976 TO AUGUST 31, 1977

COMP/SUMMONSES FILED INDICT. NON-INDIC OFFENSES OFFENSES	COMP/WARRANTS FILED INDICT. NON-INDIC OFFENSES OFFENSES	MUNICIPAL COURT DEFENDANTS STATUS REPORT BAIL/JAIL STATUS OF DEFTS AT BEGIN OF TRIAL* REL.ON REL ON BAIL, IN JAIL IN JAIL RCOFG.** SURETY, ETC. 2 TO 4 D. > 4 DAYS				DEFTS REP BY ASGND COUNSEL OR REP PUB DEF (NON-INDICT.)	DEFTS REFRPD TO PUR. DEF (INDICT.)
--	---	---	--	--	--	--	--

BERGEN COUNTY CONTINUED

HASBROUCK HEIGHTS BOROUGH HARRY H CHANDLESS JR 3 47	45	57	25	69	1	0	8	1
HAWORTH BOROUGH HERBERT G DRAESEL 0 40	1	2	0	0	1	0	1	0
HILLSDALE BOROUGH BERNARD DORFMAN 4 64	31	24	6	3	0	2	2	0
HOBOKEN BOROUGH JOSEPH R LETCHER 8 17	4	0	24	7	0	2	1	0
LEDONIA BOROUGH PETER F BOGGIA 3 70	48	37	15	14	5	4	6	0
LITTLE FERRY BOROUGH SALVATORE R SCILLIERI 0 192	40	116	67	64	0	2	3	0
LODI BOROUGH MICHAEL J MELLA 24 145	75	68	8	5	3	3	32	9
LYNDHURST TOWNSHIP JOHN C GARDE 6 234	69	0	242	55	13	0	1	0
MAHWAH TOWNSHIP ANTHONY J GIANVI JR 0 114	59	21	136	65	5	2	72	21
MAYWOOD BOROUGH PETER F BOGGIA 4 73	62	14	95	37	2	3	1	0
MIDLAND PARK BOROUGH EDWARD V TORACK 6 31	11	12	48	8	0	4	1	0
MONTVALE BOROUGH JOHN D MORRISON 0 60	33	3	0	0	0	5	3	0



CONTINUED

1 OF 2

SEPTEMBER 1, 1976 TO AUGUST 31, 1977

COMP/SUMMONSES FILED	COMP/WARRANTS FILED	MUNICIPAL COURT DEFENDANTS STATUS REPORT				DEFTS REP BY		
INDICT. NON-INDIC	INDICT. NON-INDIC	BAIL/JAIL STATUS OF DEFTS AT BEGIN OF TRIAL*				ASGND COUNSEL		DEFTS REFRD
OFFENSES OFFENSES	OFFENSES OFFENSES	REL.ON RECOG.**	REL ON BAIL, SUPETY,ETC.	IN JAIL	IN JAIL	OR REF PUB DEF	TO PUB. DEF	
				2 TO 4 D.	> 4 DAYS	(NON-INDICT.)	{INDICT.}	

BERGEN COUNTY CONTINUED

MOONACHIE BOROUGH										
LOUIS D AVOLIO										
2	38	12	2	0	0	0	0	2	0	
NEW MILFORD BOROUGH										
DOMINICK P PREZIOSI										
18	44	24	4	13	2	0	0	3	1	
NORTH ARLINGTON BOROUGH										
EMIL J YAMPAGLIA										
19	16	138	132	138	130	6	1	11	6	
NORTHVALE BOROUGH										
ROGER A HAUSER										
10	27	3	2	21	8	0	0	1	0	
NORWOOD BOROUGH										
CHARLES F SHEELER										
0	23	10	4	33	1	0	1	4	2	
OAKLAND BOROUGH										
JOHN D MORRISON										
0	169	36	18	203	32	5	0	0	3	
OLD TAPPAN BOROUGH										
EVERETT I SMITH										
8	64	3	0	16	10	0	0	3	0	
ORADELL BOROUGH										
MARTIN BURGER										
10	43	1	22	16	1	0	0	4	0	
PALISADES INTERSTATE PARK COURT										
CHRISTIAN BOLLERMAN										
4	7	6	5	6	137	0	0	2	0	
PALISADES PARK BOROUGH										
JOSEPH R DE MIGLIO										
46	103	78	49	28	8	1	4	8	0	
PARAMUS BOROUGH										
DANIEL P MECCA										
9	695	115	430	123	75	4	2	19	0	
PARK RIDGE BOROUGH										
H SCOTT HART										
2	29	5	18	19	14	1	1	3	0	

SEPTEMBER 1, 1976 TO AUGUST 31, 1977

COMP/SUMMONSES FILED		COMP/WARRANTS FILED		MUNICIPAL COURT DEFENDANTS STATUS REPORT				DEFTS REP BY	
INDICT.	NON-INDIC	INDICT.	NON-INDIC	BAIL/JAIL STATUS OF DEFTS AT BEGIN OF TRIAL*		REL. ON BAIL, IN JAIL		ASGND COUNSEL	DEFTS REFRD
OFFENSES	OFFENSES	OFFENSES	OFFENSES	REC. ON	SURETY, ETC.	2 TO 4 D.	> 4 DAYS	OR REF PUB DEF	TO PUB. DEF
								(NON-INDICT.)	(INDICT.)

BERGEN COUNTY CONTINUED

RAMSEY BOROUGH									
VINCENT N MARINO									
0	46	90	118	44	94	0	0	11	0
RIDGEFIELD BOROUGH									
MARTIN BURGER									
3	92	84	51	66	36	2	4	1	0
RIDGEFIELD PARK VILLAGE									
JAMES G PAPPAS									
5	131	66	39	107	79	0	0	0	0
RIDGEWOOD VILLAGE									
BRIAN J MC GRIEVEY									
5	58	99	42	55	1	0	0	5	3
RIVER EDGE BOROUGH									
JULIUS L MALKIN									
3	57	38	1	15	8	3	0	4	1
RIVER VALE TOWNSHIP									
RICHARD B GREENHALGH									
5	29	12	3	32	40	0	0	0	0
ROCHELLE PARK TOWNSHIP									
ALBERT F SCHOLZ JR									
0	55	29	34	0	0	0	0	0	0
ROCKLEIGH BOROUGH									
GERALD C ESCALA									
0	0	0	0	0	0	0	0	0	0
RUTHERFORD BOROUGH									
THEODORE L VAN WINKLE									
3	219	66	25	204	5	10	0	10	8
SADDLE BROOK TOWNSHIP									
JOHN A CONTE									
3	133	22	99	22	53	0	1	22	0
SADDLE RIVER BOROUGH									
ROBERT L GARIBALDI									
2	7	3	0	6	1	0	0	4	0
SOUTH HACKENSACK TOWNSHIP									
C EUGENE GODLESKY									
0	24	46	25	28	10	0	6	6	0

SEPTEMBER 1, 1976 TO AUGUST 31, 1977

COMP/SUMMONSES FILED		COMP/WARRANTS FILED		MUNICIPAL COURT DEFENDANTS STATUS REPORT				DEFTS REP BY		
INDICT.	NON-INDIC	INDICT.	NON-INDIC	BAIL/JAIL STATUS OF DEFTS AT BEGIN OF TRIAL*	REL.ON REC.	REL ON BAIL, SURETY, ETC.	IN JAIL 2 TO 4 D.	IN JAIL > 4 DAYS	ASGND COUNSEL OR REF PUB DEF (NON-INDICT.)	DEFTS REFRD TO PUB. DEF (INDICT.)
OFFENSES	OFFENSES	OFFENSES	OFFENSES							

BERGEN COUNTY CONTINUED

TEANECK TOWNSHIP										
ROBERT D GRUEN										
63	375	206	41	9	10	4	0	120	46	
TENAFLY BOROUGH										
THOMAS J CALLAHAN										
21	86	27	11	11	4	6	0	7	15	
TETERBORO BOROUGH										
CECIL A HART										
1	0	1	1	0	0	0	0	0	0	
UPPER SADDLE RIVER BOROUGH										
SALVATORE R SCILLIERI										
1	30	18	3	5	5	0	0	4	1	
WALDWICK BOROUGH										
JAY W GREENSTONE										
2	71	12	24	3	0	0	2	3	0	
WALLINGTON BOROUGH										
GENE N SCHIFFMAN										
8	171	45	3	2	3	0	0	5	0	
WASHINGTON TOWNSHIP										
BERNARD DORFMAN										
0	59	22	1	5	2	2	1	6	1	
WESTWOOD BOROUGH										
ROGER A HAUSER										
18	101	16	6	0	10	1	3	9	1	
WOODCLIFF LAKE BOROUGH										
H SCOTT HART										
11	23	3	0	0	0	0	0	2	2	
WOOD RIDGE BOROUGH										
JOHN J LA FIANZA										
15	73	16	5	96	26	7	1	0	0	
WYCKOFF TOWNSHIP										
EDWARD V TORACK										
7	62	21	15	37	3	0	1	5	0	
BERGEN COUNTY DISTRICT CT										
FREDERICK W KUECHENWEISTER PRESIDING										
274	412	721	223	264	432	0	0	65	0	
BERGEN COUNTY TOTALS *****										
961	8,065	4,471	3,509	4,233	2,618	319	102	832	213	

SEPTEMBER 1, 1976 TO AUGUST 31, 1977

COMP/SUMMONSES FILED INDICT. NON-INDIC OFFENSES OFFENSES	COMP/WARRANTS FILED INDICT. NON-INDIC OFFENSES OFFENSES	MUNICIPAL COURT DEFENDANTS STATUS REPORT					DEFTS REP BY ASGND COUNSEL OR REF PUB DEF (NON-INDICT.)	DEFTS REFRRO TO PUB. DEF (INDICT.)
		BAIL/JAIL REL.ON REFL ON BAIL, RECOG.** SURETY,ETC.	STATUS OF DEFTS AT BEGIN OF TRIAL*	IN JAIL 2 TO 4 D.	IN JAIL > 4 DAYS			

BURLINGTON COUNTY

BEVERLY CITY HARRY J SUPPLF 4 88	38	8	52	40	1	7	5	0
BORDENTOWN CITY HARRY J SUPPLE 13 57	36	26	89	49	0	9	5	0
BORDENTOWN TOWNSHIP ERNEST N SEVER 6 83	131	194	135	174	27	23	41	4
BJRLINGTON CITY EJGENE L TERZANO 0 496	222	757	673	671	131	0	12	78
BURLINGTON TOWNSHIP URI H TAENZER 2 233	196	247	248	187	0	0	14	41
CHESTERFIELD TOWNSHIP WILBUR S LIPPINCOTT 1 40	42	14	67	24	0	11	0	1
CINNAMINSON TOWNSHIP CARL L TARASCHI 1 91	117	139	270	135	8	25	1	0
DELANCO TOWNSHIP HARRY J SUPPLE 1 33	17	13	13	7	1	2	0	0
DELTRAN TOWNSHIP HARRY J SUPPLE 0 75	71	119	185	81	6	8	8	2
EASTAMPTON TOWNSHIP HARRY J SUPPLE 6 65	30	27	42	50	2	6	2	0
EDGEWATER PARK TOWNSHIP E BUDD MARTER III 24 209	27	170	225	62	5	0	4	0
EVESHAM TOWNSHIP D NEIL MANUEL 18 139	74	101	106	200	9	13	7	1

SEPTEMBER 1, 1976 TO AUGUST 31, 1977

COMP/SJMMOVES FILED	COMP/WARRANTS FILED	MUNICIPAL COURT DEFENDANTS STATUS REPORT				DEFTS REP BY	
INDICT. NON-INDIC	INDICT. NON-INDIC	BAIL/JAIL STATUS OF DEFTS AT BEGIN OF TRIAL*	REL ON BAIL,	IN JAIL	IN JAIL	ASGND COUNSEL	DEFTS REFRPD
OFFENSES OFFENSES	OFFENSES OFFENSES	REC.OG.** SUPETY,ETC.	2 TO 4 D.	> 4 DAYS		OR REF PUB DEF TO PUB. DEF	(NON-INDICT.) (INDICT.)

BURLINGTON COUNTY CONTINUED

FIELDSDORD BOROUGH									
THOMAS J SCATTERGOOD									
10 11	2	18	2	1	0	0	0	0	
FLORENCE TOWNSHIP									
JOSEPH F MC HUGH									
1 104	59	61	0	0	0	0	7	0	
HAINESPORT TOWNSHIP									
THOMAS D BEGLEY JR									
0 79	85	44	76	64	0	0	5	2	
LUMBERTON TOWNSHIP									
THOMAS J SCATTERGOOD									
7 115	55	67	18	51	6	6	12	5	
MANSFIELD TOWNSHIP									
HARRY J SUPPLE									
10 59	145	87	68	90	6	22	4	1	
MAPLE SHADE TOWNSHIP									
THOMAS J SCATTERGOOD									
14 290	175	159	107	127	4	8	17	3	
MEDFORD TOWNSHIP									
ROBERT J SEAMAN									
13 210	144	43	56	41	2	1	14	51	
MEDFORD LAKES BOROUGH									
ROBERT S LEWIS									
6 24	9	6	0	4	1	2	3	0	
MOORESTOWN TOWNSHIP									
D NEIL MANUEL									
69 831	125	31	707	139	19	0	6	2	
MOUNT HOLLY TOWNSHIP									
WILBUR S LIPPINGOTT									
11 215	212	412	178	156	46	15	21	8	
MOUNT LAUREL TOWNSHIP									
ERNEST N SEVER									
23 117	455	343	70	191	7	7	44	0	
NEW HANOVER TOWNSHIP & WRIGHTSTOWN BOROUGH									
WILLIAM J BEGLEY JR									
0 214	103	243	190	100	12	19	5	0	

SEPTEMBER 1, 1976 TO AUGUST 31, 1977

COMP/SUMMONSES FILED		COMP/WARRANTS FILED		MUNICIPAL COURT DEFENDANTS STATUS REPORT				DEFTS REP BY		DEFTS REFERRD
INDICT.	NON-INDIC	INDICT.	NON-INDIC	RAIL/JAIL	STATUS OF DEFTS AT BEGIN OF TRIAL*	IN JAIL	IN JAIL	ASGND COUNSEL	OR REP PUB DEF	TO PUB. DEF
OFFENSES	OFFENSES	OFFENSES	OFFENSES	RECOG.**	REL ON BAIL, SURETY, ETC.	2 TO 4 D.	> 4 DAYS	(NON-INDICT.)		(INDICT.)

BURLINGTON COUNTY CONTINUED

<u>NORTH HANOVER TOWNSHIP</u>										
HARRY J SUPPLE										
4	88	62	94	54	37	1	6	4		0
<u>PALMYRA BOROUGH</u>										
HARRY J SUPPLE										
34	98	35	42	29	162	2	5	3		0
<u>PEMBERTON BOROUGH</u>										
ROGER P MAIN										
8	131	48	17	102	19	0	9	4		0
<u>PEMBERTON TOWNSHIP</u>										
MATTHEW R MC CRINK										
51	955	124	64	49	233	19	17	41		25
<u>RIVERSIDE TOWNSHIP</u>										
HARRY J SUPPLE										
1	145	21	66	144	80	4	4	6		0
<u>RIVERTON BOROUGH</u>										
CLYDE V CREATO										
2	27	10	0	21	3	0	0	0		0
<u>SHAMONG TOWNSHIP</u>										
ROBERT J SEAMAN										
1	44	24	6	9	26	0	1	2		4
<u>SOUTHAMPTON TOWNSHIP</u>										
WILLIAM J BEGLEY										
5	138	65	37	26	34	0	0	25		7
<u>SPRINGFIELD TOWNSHIP</u>										
HARRY J SUPPLE										
12	71	59	49	43	121	9	6	3		0
<u>TABERNACLE TOWNSHIP</u>										
ROBERT SEAMAN										
0	64	23	32	63	33	0	0	1		1
<u>WASHINGTON AND BASS RIVER TOWNSHIPS</u>										
JOHN G DYER, III										
29	44	10	23	11	9	1	2	1		0
<u>WESTAMPTON TOWNSHIP</u>										
JOHN E QUEENAN JR										
7	75	112	121	110	97	15	7	16		2

SEPTEMBER 1, 1976 TO AUGUST 1, 1977

COMP/SJMMONSES FILED		COMP/HARRAVTS FILED		MUNICIPAL COURT OFFENDANTS STATUS REPORT				DEFTS REP BY		
INDICT. OFFENSES	NON-INDICT OFFENSES	INDICT. OFFENSES	NJV-INDICT OFFENSES	BAIL/JAIL RECOG.**	STATUS OF DEFTS REL ON BAIL, SURETY, ETC.	AT BEGIN OF TRIAL	IN JAIL 2 TO 4 D.	IN JAIL > 4 DAYS	ASGND COUNSEL OR REF PUB DEF (NON-INDICT.)	DEFTS REFRD TO PUB. DEF (INDICT.)

BURLINGTON COUNTY CONTINUED

WILLINGBORD TOWNSHIP										
URI H TAENZER										
13	159	298	474	326	250	4	0	55	32	

WOODLAND TOWNSHIP										
THOMAS D BEGLEY JR										
0	41	32	1	0	0	0	0	0	0	

BURLINGTON COUNTY TOTALS *****

407	5,958	3,493	4,355	4,564	3,732	348	241	398	270	
-----	-------	-------	-------	-------	-------	-----	-----	-----	-----	--

CAMDEN COUNTY

AUDJBN BOROUGH										
HAROLD P GLEANER										
1	68	41	198	46	146	4	12	6	1	

AJDJBON PARK BOROUGH										
FRANK M LARIO JR										
1	4	9	12	1	15	0	0	1	3	

BARRINGTON BOROUGH										
HAROLD P GLEANER										
0	1	19	61	0	0	0	0	0	1	

BELLMAWR BOROUGH										
FRANK M LARIO										
2	113	173	231	196	268	0	1	7	66	

BERLIN BOROUGH										
HAROLD P GLEANER										
0	129	94	59	157	67	8	3	4	8	

BERLIN TOWNSHIP										
DAVID G EYNON										
0	21	41	56	27	50	0	4	4	8	

BROOKLAWN BOROUGH										
LEWIS FEINGOLD										
2	7	43	102	69	68	2	9	4	7	

CAMDEN CITY										
WILLIAM M ROSENBLATT PRESIDING THEODORE Z DAVIS & DANTE J SARUBBI										
1	1,544	2,788	2,149	303	1,678	400	382	177	349	

CHERRY HILL TOWNSHIP										
JAMES GREENBERG										
25	1,162	664	496	200	573	3	29	21	60	

CHESILHURST BOROUGH										
DANIEL B ZONIES										
3	19	3	3	0	0	0	0	0	3	

CLEMONTON BOROUGH										
JAMES E CROVO										
19	70	86	74	152	60	2	4	19	19	

COLLINGSWOOD BOROUGH										
DAVID A KEYKO										
0	235	119	99	22	119	8	6	23	25	

SEPTEMBER 1, 1976 TO AUGUST 31, 1977

COMP/SUMMONSES FILED		COMP/WARRANTS FILED		MUNICIPAL COURT DEFENDANTS STATUS REPORT				DEFTS REP BY	
INDICT.	NON-INDIC	INDICT.	NON-INDIC	BAIL/JAIL STATUS OF DEFTS AT BEGIN OF TRIAL*	REASONS FOR DEFTS AT BEGIN OF TRIAL*		ASGND COUNSEL	DEFTS REFRD	
OFFENSES	OFFENSES	OFFENSES	OFFENSES	REL.ON REC'D.**	REL ON BAIL, SURETY, ETC.	IN JAIL 2 TO 4 D.	IN JAIL > 4 DAYS	OR REF PUB DEF (NON-INDICT.)	TO PUB. DEF (INDICT.)

CAMDEN COUNTY CONTINUED

GIBBSBORO BOROUGH									
LEWIS FEINGOLD									
1	25	9	5	2	7	0	0	2	1
GLOJCESTER CITY									
LEWIS FEINGOLD									
1	372	138	103	101	127	19	5	38	67
GLOJCESTER TOWNSHIP									
DANIEL B ZONIES									
17	1,024	436	419	26	224	3	8	64	82
HADDON TOWNSHIP									
HAROLD P GLEANER									
5	113	136	153	191	152	7	8	8	42
HADDONFIELD BOROUGH									
JOHN SPENCE JR									
2	79	48	0	38	6	3	0	0	3
HADDON HEIGHTS BOROUGH									
HAROLD P GLEANER									
0	73	61	5	64	41	0	0	1	5
HI NELLA BOROUGH									
DANIEL B ZONIES, ACTING									
10	72	11	6	32	35	0	0	0	4
LAJREL SPRINGS BOROUGH									
DAVID G EYNON									
2	21	11	36	24	30	0	0	2	3
LAWNSIDE BOROUGH									
HARVEY JOHNSON									
18	134	42	56	152	68	6	8	11	12
LINDENWOLD BOROUGH									
DANIEL B ZONIES, ACTING									
8	81	160	316	58	284	4	12	21	21
MAGNOLIA BOROUGH									
FRANK M LARIO JR									
0	43	51	53	37	51	3	3	4	2
MERCHANTVILLE BOROUGH									
JOSEPH W ZAMPINO									
12	45	45	48	47	53	0	0	11	7

SEPTEMBER 1, 1976 TO AUGUST 31, 1977

COMP/SUMMONSES FILED		COMP/WARRANTS FILED		MUNICIPAL COURT DEFENDANTS STATUS REPORT				DEFTS REP BY		DEFTS REFRD
INDICT. OFFENSES	NON-INDIC OFFENSES	INDICT. OFFENSES	NON-INDIC OFFENSES	BAIL/JAIL RECOG.**	STATUS OF DEFTS REL ON BAIL, SURFTY, ETC.	AT BEGIN OF TRIAL* 2 TO 4 D.	IN JAIL > 4 DAYS	ASGND COUNSEL OR REF PUB DEF (NON-INDICT.)	TO PUB. DEF (INDICT.)	

CAMDEN COUNTY CONTINUED

MOUNT EPHRAIM BOROUGH ALVIN R SCHOMER 2 62		35	92	9	69	0	0	2	10
OAKLYN BOROUGH GEORGE J WEINROTH 6 82		64	4	103	51	0	0	9	4
PENNSAUKEN TOWNSHIP JOSEPH W ZAMPINO 0 442		344	553	566	597	24	20	42	79
PINE HILL BOROUGH NICHOLAS A LACOVARA 11 94		22	85	329	88	1	2	11	4
PINE VALLEY BOROUGH (EST. 7/11/77) ALAN R SCHMOLL 0 0		0	0	0	0	0	0	0	0
RUNNEMEDE BOROUGH DANIEL B ZONIES, ACTING 10 175		45	89	163	75	0	4	17	12
SOMERDALE BOROUGH DANIEL B ZONIES 0 171		28	1	100	67	2	0	7	5
STRATFORD BOROUGH DANIEL B ZONIES, ACTING 0 73		93	106	53	99	1	16	4	16
VOORHEES TOWNSHIP PATRICK G MAHONEY 3 92		70	159	61	116	0	10	8	9
WATERFORD TOWNSHIP DAVID G EYNON 38 107		51	8	16	22	0	3	1	9
WINSLOW TOWNSHIP PATRICK G MAHONEY 31 221		296	115	59	77	5	2	22	45
WOODLYNNE BOROUGH GEORGE WEINROTH 0 19		2	4	23	21	0	0	0	0

CAMDEN COUNTY TOTALS *****

231 6,993 6,278 5,956 3,427 5,404 505 551 551 992 *****

SEPTEMBER 1, 1976 TO AUGUST 31, 1977

COMP/SUMMONSES FILED		COMP/WARRANTS FILED		MUNICIPAL COURT DEFENDANTS STATUS REPORT				DEFTS REP BY	
INDICT. OFFENSES	NON-INDICT OFFENSES	INDICT. OFFENSES	NJN-INDICT OFFENSES	BAIL/JAIL REL. ON RFCOG.**	STATUS OF DEFTS AT BEGIN OF TRIAL* REL ON BAIL, SURFTY, ETC.	IN JAIL 2 TO 4 D.	IN JAIL > 4 DAYS	ASGND COUNSEL OR REP PUB DEF (NON-INDICT.)	DEFTS REFRRD TO PUB. DEF (INDICT.)

CAPE MAY COUNTY

AVALON BOROUGH									
LOUIS J MATTERA									
2	17	32	74	26	117	1	1	0	3
CAPE MAY CITY									
FRANCIS DWYER									
14	290	79	43	201	34	2	2	21	27
CAPE MAY POINT BOROUGH									
P MARTIN WAY III									
0	2	3	0	0	2	0	0	1	1
DENNIS TOWNSHIP									
FLORENCE E JOSEPHSON									
4	61	140	30	19	13	4	3	7	17
LOWER TOWNSHIP									
LOUIS J MATTERA									
30	148	157	153	42	58	24	1	4	49
MIDDLE TOWNSHIP									
STEPHEN S RUBINS									
35	233	133	126	27	29	9	8	16	32
NORTH WILDWOOD CITY									
EDWIN W BRADWAY									
24	172	224	734	64	220	14	9	20	34
OCEAN CITY									
EDWARD P KOZHOR									
36	267	170	350	11	921	3	1	46	43
SEA ISLE CITY									
FLORENCE E JOSEPHSON									
14	23	60	88	66	33	0	1	9	5
STONE HARBOR BOROUGH									
VINCENT L LAMANNA JR									
3	121	79	97	158	405	0	1	4	7
UPPER TOWNSHIP									
LOUIS J MATTERA									
6	46	52	57	29	24	3	7	9	26
WEST CAPE MAY BOROUGH									
STEPHEN S RUBINS									
0	8	3	0	4	0	0	0	0	0
WEST WILDWOOD BOROUGH									
LOUIS J MATTERA									
0	0	5	4	0	0	0	0	0	2
WILDWOOD CITY									
LOUIS J MATTERA									
80	31	226	657	27	140	1	0	1	81
WILDWOOD CREST BOROUGH									
P MARTIN WAY, III									
19	56	69	121	245	294	26	2	7	22
WOODBINE BOROUGH									
LOUIS J MATTERA									
1	64	72	45	14	42	2	0	2	3

CAPE MAY COUNTY TOTALS *****

268	1,539	1,504	2,579	933	2,332	89	36	147	352
-----	-------	-------	-------	-----	-------	----	----	-----	-----

SEPTEMBER 1, 1976 TO AUGUST 31, 1977

COMP/SUMMONSES FILED		COMP/WARRANTS FILED		MUNICIPAL COURT DEFENDANTS STATUS REPORT				DEFTS REP BY		
INDICT.	NON-INDIC	INDICT.	NON-INDIC	BAIL/JAIL	STATUS OF DEFTS AT BEGIN OF TRIAL*	REL. ON BAIL,	IN JAIL	IV JAIL	ASGND COUNSEL	DEFTS REFRPD
OFFENSES	OFFENSES	OFFENSES	OFFENSES	RECOG.**	SURFTY, ETC.	2 TO 4 D.	> 4 DAYS		OR REF PUB DEF	TO PUB. DEF
									(NON-INDICT.)	(INDICT.)

CUMBERLAND COUNTY

BRIDGETON CITY										
ISAAC I SERATA										
16	783	468	2,093	668	877	315	57	63	156	
COMMERCIAL TOWNSHIP										
MORRIS GOLDSMITH ACTING										
40	186	63	137	276	88	8	13	7	26	
DEERFIELD TOWNSHIP										
JOHN A CASAROW, JR										
2	64	36	60	95	33	3	7	3	20	
DOWNE TOWNSHIP										
ISAAC I SERATA										
5	49	10	8	49	19	4	1	1	4	
FAIRFIELD TOWNSHIP										
ISAAC I SERATA										
6	167	89	115	26	38	6	11	4	16	
GREENWICH TOWNSHIP										
JOHN A CASAROW JR										
12	26	3	2	12	7	0	0	0	0	
HOPEWELL TOWNSHIP										
ISAAC I SERATA										
1	13	17	14	18	10	0	2	1	7	
LAWRENCE TOWNSHIP										
JEROME OKONIEWSKI ACTING										
13	43	17	101	9	55	3	3	2	8	
MAURICE RIVER TOWNSHIP										
PAUL VAN EMBDEN										
69	133	119	35	142	129	2	7	3	16	
MILLVILLE CITY										
JEROME OKONIEWSKI										
15	793	274	299	993	82	75	31	14	48	
STOW CREEK TOWNSHIP										
ISAAC I SERATA										
12	10	13	2	10	5	0	1	0	3	
UPPER DEERFIELD TOWNSHIP										
A PAUL KIENZLE, JR										
40	123	149	186	200	146	11	38	18	72	
VINELAND CITY										
DANIEL J GROSSO										
178	1,102	1,334	990	246	751	88	112	66	349	
CUMBERLAND COUNTY TOTALS *****										
409	3,492	2,592	4,042	2,744	2,240	515	283	182	725	

SEPTEMBER 1, 1976 TO AUGUST 31, 1977

COMP/SUMMONSES FILED INDICT. NON-INDIC OFFENSES OFFENSES	COMP/WARRANTS FILED INDICT. NON-INDIC OFFENSES OFFENSES	MUNICIPAL COURT DEFENDANTS STATUS REPORT				DEFTS REP BY ASGND COUNSEL OR REF PUB DEF (NON-INDICT.)		DEFTS REFRD TO PUB. DEF (INDICT.)
		BAIL/JAIL STATUS OF DEFTS AT BEGIN OF TRIAL*	REL.ON REL ON BAIL. IN JAIL IN JAIL	RECOG.** SURETY,ETC.	2 TO 4 D.	> 4 DAYS		

ESSEX COUNTY

BELLEVILLE TOWN EDWARD J ABROMSON									
147	328	73	38	53	225	8	18	36	42
BLOOMFIELD TOWN CARL STIER									
27	172	286	296	120	307	6	57	35	2
CALDWELL BOROUGH JOHN W LEBEDA									
10	63	9	11	30	24	1	0	0	2
CEDAR GROVE TOWNSHIP ROBERT A SCANLON									
103	221	30	0	89	62	1	0	4	4
FAST ORANGE CITY MAC A KAPLUS, PRESIDING, KENNETH H WILLIAMS & JULIUS FIELD									
194	1,557	1,304	822	3,255	166	31	1	560	421
ESSEX FIELDS BOROUGH ARTHUR J MARTIN JR									
6	18	9	0	6	2	0	0	0	0
FAIRFIELD BOROUGH SALVATORE E INTINTOLA									
7	52	107	64	54	54	0	5	8	15
GLEN RIDGE BOROUGH HAROLD J BROWN									
7	29	24	6	62	21	1	4	2	0
IRVINGTON TOWN ALFRED R KINNEY									
45	452	541	513	142	216	34	8	66	153
LIVINGSTON TOWNSHIP MARTIN J BRENNER									
15	209	90	360	178	206	32	15	37	20
MAPLEWOOD TOWNSHIP ABE W WASSERMAN									
1	161	116	40	249	108	6	7	6	21
MILLBURN TOWNSHIP JAMES C HAGGERTY									
49	165	34	33	30	125	5	2	14	8

SEPTEMBER 1, 1976 TO AUGUST 31, 1977

COMP/SUMMONSES FILED		COMP/WARRANTS FILED		MUNICIPAL COURT DEFENDANTS STATUS REPORT				DEFTS REP BY		DEFTS REFRD	
INDICT.	NON-INDIC	INDICT.	NON-INDIC	BAIL/JAIL	STATUS OF DEFTS AT BEGIN OF TRIAL*	REL.ON	REL ON BAIL,	IN JAIL	IN JAIL	OR REF PUB DEF	TO PUB. DEF
OFFENSES	OFFENSES	OFFENSES	OFFENSES	REC.OG.**	SURETY, ETC.	2 TO 4 D.	> 4 DAYS	(NON-INDICT.)	(INDICT.)		

ESSEX COUNTY CONTINUED

MONTCLAIR TOWN											
ROBERT A SCANLON											
202	190	119	73	201	242	23	0	78	60		
NEWARK PARTS 1 AND 3 MISDEMEANORS											
IRVIN B BOOKER, PRESIDING, AND ANTHONY J FRASCA											
386	15	9,547	158	1,277	371	60	133	283	4,685		
NEWARK PART 2 DISORDERLY PERSONS AND MUNICIPAL ORDINANCES											
MARTIN OLIVERAS											
0	2,415	0	8,541	958	206	61	103	603	8		
NEWARK PART 4 HOUSING ORDINANCES											
ANTHONY H GUERINO											
0	0	0	0	0	0	0	0	0	0		
NEWARK PART 5 FAMILY COURT											
BETTY LESTER											
173	363	654	894	79	37	59	39	131	384		
NEWARK PART 6 TRAFFIC CASES											
CHESTER A MORRISON & R MARTIN OLIVERAS											
0	0	0	0	996	2,561	0	8	129	0		
NORTH CALDWELL BOROUGH											
AUSTIN B JOHNSON JR											
1	39	36	16	30	11	0	3	6	12		
NUTLEY TOWN											
ROBERT J CITRINO, JR											
13	190	127	125	221	161	6	9	54	32		
ORANGE CITY											
FRANK A LA MORTE											
408	1,054	362	135	297	394	54	33	286	0		
ROSELAND BOROUGH											
RALPH G CONTE											
7	8	20	1	8	47	0	0	6	11		
SOUTH ORANGE VILLAGE											
A HERBERT D'AMICO											
21	125	113	47	187	90	2	22	19	16		
VERONA BOROUGH											
GEORGE T RAWDING											
43	82	48	9	48	99	1	4	10	8		
WEST CALDWELL BOROUGH											
C DAVID WITHERINGTON											
6	25	60	119	251	45	5	4	25	8		
WEST ORANGE TOWN											
HOWARD F SKARBNIK											
225	448	50	8	73	184	26	0	65	28		
ESSEX COUNTY TOTALS *****											
2,096	8,381	13,759	12,309	8,894	5,964	422	475	2,463	5,940		

SEPTEMBER 1, 1976 TO AUGUST 31, 1977

COMP/SJMCHNSSES FILED INDICT. NON-INDIC OFFENSES OFFENSES	COMP/WARRANTS FILED INDICT. NON-INDIC OFFENSES OFFENSES	MUNICIPAL COURT DEFENDANTS STATUS REPORT				DEFTS REP BY ASGND COUNSEL OR REF PUB DEF (NON-INDICT.)		DEFTS REFRRD TO PUB. DEF (INDICT.)	
		BAIL/JAIL REL.ON RECOG.**	STATUS OF DEFTS REL ON BAIL, SURFTY,ETC.	AT BEGIN OF TRIAL*	IN JAIL 2 TO 4 D.	IN JAIL > 4 DAYS			
<u>GLOUCESTER COUNTY</u>									
CLAYTON BOROUGH ALEX C ALAMPT 0 115	42 8	108	41	2	1	0	11		
DEPTFORD TOWNSHIP ALVIN G SHPEEN 156 739	180 173	121	276	0	0	64	68		
EAST GREENWICH TOWNSHIP ALVIN G SHPEEN 5 34	27 6	4	11	2	4	3	2		
ELK TOWNSHIP JOSEPH MENNITE 3 31	28 10	21	14	3	2	1	4		
FRANKLIN TOWNSHIP ROBERT E FRANCIS 45 261	191 68	168	93	0	1	4	24		
GLASSBORO BOROUGH JOSEPH F DOYLE 51 410	174 190	57	134	5	4	8	55		
GREENWICH TOWNSHIP HENRY R STOINSKI 2 82	16 20	6	22	3	3	1	11		
HARRISON AND SO HARRISON TWPS GLENN W KINDLE 3 51	30 3	7	21	0	4	3	17		
LOGAN TOWNSHIP GLENN W KINDLE 5 33	41 10	2	32	3	8	2	9		
MANTUA TOWNSHIP JOSEPH F DOYLE 9 283	63 89	323	96	12	6	0	21		
MONROE TOWNSHIP NICHOLAS A LACOVARA 103 316	159 20	48	108	37	0	24	4		
NEWFIELD BOROUGH JOSEPH MENNITE 1 18	5 0	1	3	0	0	0	1		

SEPTEMBER 1, 1976 TO AUGUST 31, 1977

COMP/SUMMONSES FILED		COMP/WARRANTS FILED		MUNICIPAL COURT DEFENDANTS STATUS REPORT				DEFTS REP BY			
INDICT.	NON-INDIC	INDICT.	NON-INDIC	RAIL/JAIL	STATUS OF DEFTS AT BEGIN OF TRIAL*	REL.ON	REL ON BAIL,	IN JAIL	IN JAIL	ASGND COUNSEL	DEFTS REFRD
OFFENSES	OFFENSES	OFFENSES	OFFENSES	RECOG.**	SURFTY,ETC.	2 TO 4 D.	> 4 DAYS			OR REF PUB DEF	TO PUB. DEF
										(NON-INDICT.)	(INDICT.)

GLOUCESTER COUNTY CONTINUED

PAULSBORO BOROUGH											
JOSEPH MENNITE											
0	154	128	215	121	92	4	11	3		24	
PITMAN BOROUGH											
ALVIN G SHPEEN											
16	101	46	27	24	22	0	1	23		14	
SWEDESBORO BOROUGH											
JOHN S HOLSTON JR											
6	47	32	36	8	22	0	1	6		8	
WASHINGTON TOWNSHIP											
JOHN F WALLACE JR											
83	296	151	86	95	213	18	5	32		32	
WENONAH BOROUGH											
JOSEPH F DOYLE											
9	27	14	5	22	4	0	0	0		0	
WEST DEPTFORD TWP NATIONAL PARK BOROUGH											
JOSEPH F DOYLE											
17	352	106	54	217	42	0	0	8		59	
WESTVILLE BOROUGH											
GLENN W KINDLE											
6	53	33	19	16	21	2	11	4		20	
WOODBURY CITY											
JOHN S HOLSTON JR											
17	115	222	224	96	73	2	11	1		33	
WOODBURY HEIGHTS BOROUGH											
HENRY R STOINSKI											
3	54	15	12	6	12	1	1	2		2	
WOOLWICH TOWNSHIP											
JOHN S HOLSTON JR											
16	37	10	16	1	12	0	3	0		5	
GLOUCESTER COUNTY TOTALS *****											
556	3,609	1,713	1,291	1,472	1,364	94	77	189		424	

SEPTEMBER 1, 1976 TO AUGUST 31, 1977

COMP/SJMMPUNSES FILED		COMP/WARRANTS FILED		MUNICIPAL COURT DEFENDANTS STATUS REPORT				DEFTS REP BY	
INDICT.	NON-INDIC	INDICT.	NON-INDIC	BAIL/JAIL STATUS OF DEFTS AT BEGIN OF TPrial*		REL ON BAIL, IN JAIL		ASGND COUNSEL	DEFTS REFRD
OFFENSES	OFFENSES	OFFENSES	OFFENSES	RECOG.**	SURETY, ETC.	2 TO 4 D.	> 4 DAYS	(NON-INDICT.)	TO PUB. DEF (INDICT.)

HUDSON COUNTY

BAYDNNE CITY										
HARVEY L BIRNE										
119	788	232	958	17	668	374	18	173		93
EAST NEWARK BOROUGH										
JOSEPH P DI SABATO										
9	37	31	21	95	1	0	6	7		0
GUTTENBERG TOWN										
ALFRED J DANIELS										
22	69	14	0	45	57	7	1	10		0
HARRISON TOWN										
LEO R VARTAN, ACTING										
35	128	64	125	255	180	21	2	76		0
HOBOKEN CITY										
RUDOLPH R NADDEO										
36	135	673	1,190	86	713	276	1	299		89
JERSEY CITY PART 1 NON TRAFFIC CASES										
EDWARD F ZAMPELLA, PRESIDING, AND HAROLD KRIEGER										
314	0	5,322	0	461	489	70	111	0		1,974
JERSEY CITY PART 2 NON TRAFFIC CASES										
ROBERT F CAVANAUGH AND JOSEPH J TALAFOUS										
0	2,170	0	2,919	2,856	1,125	66	91	2,022		0
JERSEY CITY PART 3 TRAFFIC CASES ONLY										
SHIRLEY A TOLENTINO										
0	0	0	0	0	0	0	0	0		0
KEARNY TOWN										
LEO R VARTAN										
46	187	286	369	383	453	230	0	181		35
NORTH BERGEN TOWNSHIP										
ROBERT W BAZZANI										
21	195	231	454	231	487	37	4	61		1
SECAUCUS TOWN										
FRED P DOYLE										
38	202	160	139	146	83	9	4	47		7
UNION CITY										
RICHARD F SIMEONE										
107	362	739	236	140	888	95	9	233		71
WEEHAWKEN TOWNSHIP										
THOMAS W VENINO										
7	55	76	105	65	153	15	8	72		13
WEST NEW YORK TOWN										
RICHARD V ANASTASI										
47	298	261	295	84	157	43	11	47		31
HUDSON COUNTY DISTRICT COURT										
JOHN J MC COLE PRESIDING										
4	7	0	0	0	0	0	0	7		0
HUDSON COUNTY TOTALS *****										
805	4,633	8,089	6,811	4,864	5,454	1,243	266	3,235		2,314

SEPTEMBER 1, 1976 TO AUGUST 31, 1977

COMP/SJMMONSES FILED		COMP/WARRANTS FILED		MUNICIPAL COURT DEFENDANTS STATUS REPORT				DEFTS REP BY		DEFTS REFRD
INDICT. OFFENSES	NON-INDIC OFFENSES	INDICT. OFFENSES	NJV-INDIC OFFENSES	BAIL/JAIL REL.ON RECOG.**	STATUS OF DEFTS AT BEGIN OF TRIAL* REL ON BAIL, SURETY, ETC.	IN JAIL 2 TO 4 D.	IN JAIL > 4 DAYS	ASGND COUNSEL OR REF PUB DEF (NON-INDICT.)	PUB. DEF (INDICT.)	

HUNTERDON COUNTY

ALEXANDRIA AND HOLLAND TWPS FRENCHTOWN AND MILFORD BOROUGHS

JEFFREY M MARTIN ACTING	1	76	80	85	4	73	0	2	0	0
-------------------------	---	----	----	----	---	----	---	---	---	---

BETHLEHEM TOWNSHIP

EDWARD M HOGAN	0	11	1	25	2	0	0	0	0	0
----------------	---	----	---	----	---	---	---	---	---	---

EAST AMWELL WEST AMWELL AND DELAWARE TWPS

JEFFREY M MARTIN, ACTING	11	46	11	2	7	3	0	0	1	0
--------------------------	----	----	----	---	---	---	---	---	---	---

FLEMINGTON BORO AND RARITAN TWP

JOHN E WEINHOFER	18	218	147	25	11	47	4	3	4	0
------------------	----	-----	-----	----	----	----	---	---	---	---

HIGH BRIDGE BOROUGHS

JEFFREY M MARTIN	1	32	3	1	0	0	0	2	1	0
------------------	---	----	---	---	---	---	---	---	---	---

KINGWOOD TOWNSHIP

JEFFREY M MARTIN	3	25	46	17	5	5	0	1	0	0
------------------	---	----	----	----	---	---	---	---	---	---

LAMBERTVILLE CITY

DAVID J SCHROTH	3	101	32	6	197	17	1	1	0	0
-----------------	---	-----	----	---	-----	----	---	---	---	---

NORTH HUNTERDON INTERMUNICIPAL COURT

J DOUGLAS ORR ACTING	58	420	175	74	67	81	3	0	4	6
----------------------	----	-----	-----	----	----	----	---	---	---	---

READINGTON TOWNSHIP

GEORGE B ESPOSITO	7	319	101	2	30	136	5	0	10	0
-------------------	---	-----	-----	---	----	-----	---	---	----	---

STOCKTON BOROUGHS

JEFFREY M MARTIN	0	2	0	0	0	0	0	0	0	0
------------------	---	---	---	---	---	---	---	---	---	---

UNION TOWNSHIP

ROBERT H FOLK	6	35	85	19	10	17	0	0	0	4
---------------	---	----	----	----	----	----	---	---	---	---

HUNTERDON COUNTY TOTALS *****

108	1,285	681	256	333	379	13	9	20	10
-----	-------	-----	-----	-----	-----	----	---	----	----

89

SEPTEMBER 1, 1976 TO AUGUST 31, 1977

COMP/SUMMONSES FILED		COMP/WARRANTS FILED		MUNICIPAL COURT DEFENDANTS STATUS REPORT				DEPTS REP BY		DEFTS REFRD
INDICT. OFFENSES	NON-INDIC OFFENSES	INDICT. OFFENSES	NON-INDIC OFFENSES	BAIL/JAIL STATUS OF DEFTS AT BEGIN OF TRIAL* REL.ON RECOG.**	REL ON BAIL, SURETY,ETC.	IN JAIL 2 TO 4 D.	IN JAIL > 4 DAYS	ASGND COUNSEL OR REF PUB DEF (NON-INDICT.)	TO PUB. DEF (INDICT.)	

MERCER COUNTY										
EAST WINDSOR TOWNSHIP										
THOMAS E DOIG JR										
0	331	322	311	283	422	6	6	16	87	
EWING TOWNSHIP										
JOHN F CANNON										
0	312	320	558	232	157	0	0	45	0	
HAMILTON TOWNSHIP										
E BARRY KLINE										
28	565	458	766	11	826	1	0	395	221	
HIGHTSTOWN BOROUGH										
KARL G ESSL										
40	103	37	8	50	12	4	2	0	11	
HOPEWELL BOROUGH										
NICHOLAS S CASTORO										
13	13	48	22	7	16	1	0	0	0	
HOPEWELL TOWNSHIP										
ROBERT F MOORE										
14	52	55	83	17	156	3	3	13	0	
LAWRENCE TOWNSHIP										
HAROLD D COLEMAN										
7	297	150	312	88	101	6	0	1	0	
PENNINGTON BOROUGH										
ROBERT F MOORE										
3	10	1	0	0	1	0	0	1	0	
PRINCETON BOROUGH										
PHILIP S CARCHMAN										
19	268	140	38	11	6	3	0	8	0	
PRINCETON TOWNSHIP										
PHILIP S CARCHMAN										
12	84	21	3	19	9	1	2	1	0	
TRENTON CITY										
DAVID J SCHROTH (PRESIDING) AND MICHAEL J WEINTRAUB										
136	4,104	947	334	74	1,703	90	0	338	3	
WASHINGTON TOWNSHIP										
PAUL SHALITA										
0	10	33	43	25	70	1	0	8	7	
WEST WINDSOR TOWNSHIP										
ROBERT P CASEY										
6	57	37	27	71	61	2	1	2	2	
MERCER COUNTY TOTALS *****										
278	6,206	2,569	2,505	888	3,540	118	14	828	331	

SEPTEMBER 1, 1976 TO AUGUST 31, 1977

COMP/SJMMONSES FILED		CJMP/WARRANTS FILED		MUNICIPAL COURT DEFENDANTS STATUS REPORT				DEFTS REP BY		
INDICT.	NON-INDIC	INDICT.	NON-INDIC	BAIL/JAIL STATUS OF DEFTS AT BEGIN OF TRIAL*	REL.ON RECUG.**	REL ON BAIL, SURFTY,ETC.	IN JAIL 2 TO 4 D.	IN JAIL > 4 DAYS	ASGND COUNSEL OR REF PUB DEF (NON-INDICT.)	DEFTS REFRD TO PUB. DEF (INDICT.)
OFFENSES	OFFENSES	OFFENSES	OFFENSES							
<u>MIDDLESEX COUNTY</u>										
CARTERET BOROUGH										
JOHN Y KOLIBAS										
15	188	285	316	290	279	35	2	14	79	
CRANBURY TOWNSHIP										
SUSAN M HAGERTY										
0	11	102	20	3	6	0	0	6	0	
DJNELLEN BOROUGH										
WILLIAM H GAZI										
3	156	36	34	128	18	2	0	18	11	
EAST BRUNSWICK TOWNSHIP										
FREDERICK C SCHNEIDER III										
20	305	412	439	517	96	11	11	74	91	
EDISON TOWNSHIP										
PAUL E ANDERSON										
103	1,342	592	438	1,285	227	36	3	34	257	
HELMETTA BOROUGH										
CASPER P BOEHM JR										
0	3	1	2	0	0	0	0	1	0	
HIGHLAND PARK BOROUGH										
ABRAHAM L MOTOLINSKY										
5	267	218	0	204	50	3	0	9	21	
JAMESBURG BOROUGH										
ABRAHAM L MOTOLINSKY										
39	97	24	7	137	1	0	0	0	5	
METUCHEN BOROUGH										
HERBERT W WEISSBERGER										
3	196	84	8	179	19	1	8	13	21	
MIDDLESEX BOROUGH										
WILLIAM H GAZI										
5	281	64	9	301	60	10	111	8	8	
MILLTOWN BOROUGH										
KARL R MEYERTONS										
6	27	89	45	61	19	1	0	1	9	
MONROE TOWNSHIP										
MARTIN E KRAVARIK										
16	169	51	0	63	18	1	0	4	2	

SEPTEMBER 1, 1976 TO AUGUST 31, 1977

COMP/SUMMONSES FILED		COMP/WARRANTS FILED		MUNICIPAL COURT DEFENDANT'S STATUS REPORT				DEFTS REP BY	
INDICT.	NON-INDIC	INDICT.	NON-INDIC	BAIL/JAIL	STATUS OF DEFTS AT BEGIN OF TRIAL*	IN JAIL	IN JAIL	ASGND COUNSEL	DEFTS REFRD
OFFENSES	OFFENSES	OFFENSES	OFFENSES	REC.OG.**	REL ON BAIL, SURETY, FTC.	2 TO 4 D.	> 4 DAYS	OR REF PUB DEF (NON-INDICT.)	TO PUB. DEF (INDICT.)

MIDDLESEX COUNTY CONTINUED

NEW BRUNSWICK CITY									
THOMAS J SHAMY (PRESIDING) AND ANTHONY B VIGNUOLO									
0	1,319	682	634	199	190	12	112	51	117
NORTH BRUNSWICK TOWNSHIP									
MARTIN S GOLDIN									
43	303	117	58	189	16	8	3	10	30
OLD BRIDGE TOWNSHIP									
JOSEPH C HOFFMAN									
49	787	213	231	328	226	5	0	16	25
PERTH AMBOY CITY									
ALEX B EGER JR									
2	484	369	614	75	131	22	4	25	98
PISCATAWAY TOWNSHIP									
STEPHEN L RITZ									
43	263	460	418	243	116	0	0	27	131
PLAINSBORO TOWNSHIP									
FOSTER M VOORHEES III									
26	48	15	12	36	0	0	1	3	5
SAYREVILLE BOROUGH									
HERBERT R BIERMAN									
28	541	245	56	428	74	24	19	15	17
SOUTH AMBOY CITY									
JOSEPH C HOFFMAN									
0	508	101	14	307	33	0	3	24	11
SOUTH BRUNSWICK TOWNSHIP									
EDWARD J PYAN									
11	98	122	60	125	49	13	3	11	7
SOUTH PLAINFIELD BOROUGH									
MICHAEL A PATICCHIO									
0	779	186	0	319	121	0	0	11	36
SOUTH RIVER BOROUGH									
CASPER P BOEHRM JR									
0	224	73	130	285	10	2	2	9	3
SPOTSWOOD BOROUGH									
JAMES E STAHL									
0	37	47	82	43	44	5	1	6	19
WOODBRIIDGE TOWNSHIP									
JOSEPH C DUNN PRESIDING AND JOSEPH A DAMBACH									
342	1,623	535	387	115	243	0	0	44	171
MIDDLESEX COUNTY TOTALS *****									
759	10,056	5,123	4,014	5,860	2,046	191	283	434	1,174

SEPTEMBER 1, 1976 TO AUGUST 31, 1977

COMP/SUMMONSES FILED INDICT. NON-INDIC OFFENSES OFFENSES	COMP/HARRANTS FILED INDICT. NON-INDIC OFFENSES OFFENSES	MUNICIPAL COURT DEFENDANTS STATUS REPORT				DEFTS REP BY		DEFTS REFRRD TO PUB. DEF (INDICT.)
		BAIL/JAIL REL.ON RECOG.**	STATUS OF DEFTS REL ON BAIL, SURETY,FTC.	AT BEGIN OF TRIAL* IN JAIL 2 TO 4 D.	IN JAIL IN JAIL > 4 DAYS	ASGND COUNSEL OR REF PUB DEF (NON-INDICT.)		
<u>MONMOUTH COUNTY</u>								
ALLENHURST BORO ALVIN Y MILBERG 9 14	7	9	12	8	0	1	0	0
ALLENTOWN BORO AND UPPER FREEHOLD TWP KENNETH R SMITH JR 1 37	34	18	40	10	4	0	3	9
ASBJRY PARK CITY DONALD J PAPPA 45 847	557	743	520	361	8	24	113	412
ATLANTIC HIGHLANDS BOROUGH NORMAN J PEER 17 115	75	11	96	10	0	1	17	18
AVON-BY-THE-SEA BOROUGH STEPHEN D MAGUIRE (ACTING) 1 28	21	2	7	4	3	1	2	6
BELMAR BOROUGH STEPHEN D MAGUIRE (ACTING) 1 81	41	88	221	57	1	2	3	22
BRADLEY BEACH BOROUGH BERTRAM J GAYNOR 5 457	136	154	446	53	12	40	20	29
BRIELLE BOROUGH ROBERT A MC KINLEY 2 42	36	26	45	19	0	0	1	0
COLTS NECK TOWNSHIP PETER W SACHS 1 12	9	17	35	22	1	2	5	3
DEAL BOROUGH ALVIN YALE MILBERG 1 24	10	3	6	3	0	0	1	1
EATONTOWN BOROUGH ALAN M KLATSKY 7 235	130	186	32	102	29	29	8	45
ENGLISHTOWN BOROUGH FRANCIS E BATCHA 0 19	18	11	18	8	2	0	4	6

SEPTEMBER 1, 1976 TO AUGUST 31, 1977

COMP/SUMMONSES FILED		COMP/WARRANTS FILED		MUNICIPAL COURT DEFENDANTS STATUS REPORT				DEFTS REP BY		DEFTS REFRRD		
INDICT.	NON-INDIC	INDICT.	NON-INDIC	BAIL/JAIL	STATUS OF DEFTS	AT BEGIN OF TRIAL*	REF. ON	REL ON BAIL,	IN JAIL	IN JAIL	OR REF PUB DEF	TO PUB. DEF
OFFENSES	OFFENSES	OFFENSES	OFFENSES	RECOG.**	SURETY, ETC.	2 TO 4 D.	> 4 DAYS	(NON-INDICT.)	(INDICT.)	(INDICT.)	(INDICT.)	(INDICT.)
<u>MONMOUTH COUNTY CONTINUED</u>												
FAIR HAVEN BOROUGH												
ARTHUR P SIEGFRIED												
0	8	20	18	16	2	0	0	1	2			
FARMINGDALE BOROUGH												
FRANCIS C ACCISANO												
13	24	11	2	23	19	0	2	1	0			
FREEHOLD BOROUGH												
FRANCIS C ACCISANO												
64	314	63	30	253	34	6	13	16	40			
FREEHOLD TOWNSHIP												
KENNETH R SMITH JR												
59	216	65	73	43	34	4	0	37	5			
HAZLET TOWNSHIP												
RONALD L HORAN												
22	304	247	166	161	128	20	2	1	3			
HIGHLANDS BOROUGH												
RONALD L HORAN												
10	477	68	71	47	49	1	2	6	10			
HOLMDEL TOWNSHIP												
KENNETH R SMITH JR												
29	70	56	40	6	89	2	8	11	8			
HOWELL TOWNSHIP												
LAWRENCE M FRIEDMAN												
203	148	235	129	39	83	1	17	41	34			
INTERLAKEN BOROUGH												
ANDREW J WILSON												
3	2	0	0	0	0	0	0	0	0			
KEANSBURG BOROUGH												
RONALD L HORAN												
7	1,351	186	145	1,330	40	10	4	5	16			
KEYPORT BOROUGH												
RONALD L HORAN												
6	127	98	47	114	57	0	8	3	11			
LITTLE SILVER BOROUGH												
DONALD R AMBROSE												
8	14	7	15	5	8	0	1	3	3			

SEPTEMBER 1, 1976 TO AUGUST 31, 1977

CMP/SUMMONSES FILED		CMP/WARRANTS FILED		MUNICIPAL COURT DEFENDANTS STATUS REPORT				DEFTS REP BY			
INDICT.	NON-INDIC	INDICT.	NON-INDIC	BAIL/JAIL	STATUS OF DEFTS AT BEGIN OF TRIAL*	REL.ON	REL ON BAIL,	IN JAIL	IN JAIL	ASGND COUNSEL	DEFTS REFRD
OFFENSES	OFFENSES	OFFENSES	OFFENSES	RECOG.**	SURETY, ETC.	2 TO 4 D.	> 4 DAYS	(NON-INDICT.)	(INDICT.)	TO PUB. DEF	

MONMOUTH COUNTY CONTINUED

LOCH ARBOUR VILLAGE RICHARD B STONE 1 11	5	1	2	17	0	0	3	1
LONG BRANCH CITY VINCENT P KEUPER 57 800	431	753	50	355	51	18	28	27
MANALAPAN TOWNSHIP LESLIE B TINKLER 7 346	162	129	163	83	3	4	75	19
MANASQUAN BOROUGH W DOUGLAS BLAIR 4 82	29	38	410	429	0	0	4	1
MARLBORO TOWNSHIP CHARLES I BRODSKY 1 67	214	164	23	47	2	9	2	29
MATAWAN BOROUGH RALPH S HEUSER 4 84	43	29	57	62	6	7	0	1
MATAWAN TOWNSHIP DAVID ZOLKIN 1 93	113	134	127	96	1	13	20	40
MIDDLETOWN TOWNSHIP KENNETH P WALSH 220 725	218	185	52	120	20	14	0	35
MILLSTONE TOWNSHIP KENNETH R SMITH JR 1 40	21	19	4	2	0	0	0	4
MONMOUTH BEACH BOROUGH HARRY S EVANS 5 31	4	1	44	8	0	1	0	1
NEPTUNE CITY BOROUGH ANDREW J WILSON 4 69	56	85	75	61	7	5	7	10
NEPTUNE TOWNSHIP PETER SHEBELL JR 123 326	287	224	736	133	16	45	21	122
OCEAN TOWNSHIP MICHAEL J CERNIGLIARO 122 188	56	103	48	190	18	14	17	12
OCEAN GROVE JAMES R LAIRO 0 0	0	0	0	0	0	0	0	0

SEPTEMBER 1, 1976 TO AUGUST 31, 1977

88

COMP/SUMMONSES FILED		COMP/WARRANTS FILED		MUNICIPAL COURT DEFENDANTS STATUS REPORT				DEFTS REP BY	
INDICT. OFFENSES	NON-INDICT OFFENSES	INDICT. OFFENSES	NON-INDICT OFFENSES	REL.ON REC.G.**	REL ON BAIL, SURFTY, ETC.	IN JAIL 2 TO 4 D.	IN JAIL > 4 DAYS	ASGND COUNSEL OR REF PUB DEF (NON-INDICT.)	DEFTS REFRRD TO PUB. DEF (INDICT.)

MONMOUTH COUNTY CONTINUED

OCEANPORT BOROUGH									
WILLIAM S THROCKMORTON									
3	17	11	16	23	8	5	4	0	2
RED BANK BOROUGH									
ABRAHAM J ZAGER									
22	307	212	270	69	180	91	15	9	31
ROOSEVELT BOROUGH									
KENNETH R SMITH JR									
0	2	1	0	1	0	0	0	0	0
RHAMON BOROUGH									
WILLIAM P KIRKPATRICK									
1	21	1	0	19	2	0	0	0	0
SEA BRIGHT BOROUGH									
ANDREW F ZAZZALI JR									
19	60	11	1	79	19	1	0	0	7
SEA GIRT BOROUGH									
ROBERT A MC KINLEY									
0	10	0	0	4	0	0	0	0	0
SHREWSBURY BOROUGH									
BERNARD H HOFFMAN									
4	51	23	28	53	17	3	2	4	4
SHREWSBURY TOWNSHIP									
HARRY S EVANS									
3	5	20	5	6	10	0	0	5	8
SOUTH BELMAP BOROUGH									
ROBERT A MC KINLEY									
4	38	34	15	7	8	0	1	3	10
SPRING LAKE BOROUGH									
ROBERT A MCKINLEY									
21	5	27	0	49	0	0	1	0	0
SPRING LAKE HEIGHTS BOROUGH									
FRANCIS E DE LANY, JR									
5	52	24	7	29	17	0	0	0	5
TINTON FALLS BOROUGH									
WILLIAM I KLATSKY									
3	100	81	24	38	20	19	5	34	15
UNION BEACH BOROUGH									
HERBERT B BIERMAN									
8	297	69	28	29	12	4	4	15	26
WALL TOWNSHIP									
JOHN A RICCIARDI									
25	170	150	119	275	125	4	4	29	40
WEST LONG BRANCH BOROUGH									
GEORGE CIERI									
12	105	35	37	109	22	3	9	11	17

MONMOUTH COUNTY TOTALS *****

1,194	9,068	4,468	4,369	6,096	3,234	358	332	589	1,170
-------	-------	-------	-------	-------	-------	-----	-----	-----	-------

SEPTEMBER 1, 1976 TO AUGUST 31, 1977

CDMP/SUMMONSES FILED INDICT. NON-INDIC OFFENSES OFFENSES	COMP/WARRANTS FILED INDICT. NON-INDIC OFFENSES OFFENSES	MUNICIPAL COURT DEFENDANTS STATUS REPORT				DEFTS REP BY ASGND COUNSEL OR REF PUB DEF (NON-INDICT.)		DEFTS REFRRD TO PUB. DEF (INDICT.)	
		BAIL/JAIL REL.ON RECOG.**	STATUS OF REL ON BAIL, SURETY,ETC.	AT BEGIN IN JAIL 2 TO 4 D.	OF TRIAL* IN JAIL > 4 DAYS				
<u>MORRIS COUNTY</u>									
BODNTON TOWN									
HENRY R VAN HOUTEN									
4	138	75	28	6	9	0	8	4	8
BOONTON TOWNSHIP									
HERBERT S FRIEND									
1	42	3	0	0	0	0	2	0	0
BUTLER BOROUGH									
GEORGE M DOMINGUEZ									
5	47	30	8	103	10	0	2	8	6
CHATHAM BOROUGH									
VINCENT J MC MANN, JR									
2	36	6	3	35	8	0	1	0	0
CHATHAM TOWNSHIP									
MARIUS GROSSO									
3	31	8	3	39	9	0	0	1	3
CHESTER BOROUGH									
HUGH B MC CLUSKEY									
0	15	20	31	27	10	0	1	1	3
CHESTER TOWNSHIP									
HAROLD GUREVITZ									
8	41	3	6	35	3	0	0	1	2
DENVILLE TOWNSHIP									
JAMES R HILLAS JR									
26	142	82	46	221	16	3	3	16	25
DOVER TOWN									
GEORGE KORPITA, JR									
20	163	70	157	169	99	17	3	8	13
EAST HANOVER TOWNSHIP									
JOSEPH T DARCY									
4	48	32	18	45	46	0	3	7	0
FLORHAM PARK BOROUGH									
H DEAN STEWARD JR									
2	82	51	4	26	27	2	1	3	5
HANOVER TOWNSHIP									
AUGUST MAFFEI									
24	50	35	16	15	57	0	1	11	0

SEPTEMBER 1, 1976 TO AUGUST 31, 1977

COMP/SUMMONSES FILED INDICT. NON-INDIC OFFENSES OFFENSES	COMP/WARRANTS FILED INDICT. NJV-INDIC OFFENSES OFFENSES	MUNICIPAL COURT DEFENDANTS STATUS REPORT						DEFTS REP BY	
		BAIL/JAIL STATUS OF DEFTS AT BEGIN OF TRIAL*		REL.ON REL ON BAIL, IN JAIL		IN JAIL		ASGND COUNSEL	DEFTS REFRD
		REC.OG.**	SURETY,ETC.	2 TO 4 D.	> 4 DAYS		OR REF PUB DEF (NON-INDICT.)	TO PUB. DEF (INDICT.)	
<u>MORRIS COUNTY CONTINUED</u>									
HARDING TOWNSHIP JOEL A MURPHY 1 61	12	8	44	5	0	0	0	0	
JEFFERSON TOWNSHIP BORIS SEEBER 16 108	66	13	36	18	4	3	5	15	
KINNELON BOROUGH VICTOR C L HANSEN 4 87	66	0	73	3	1	2	1	2	
LINCOLN PARK BOROUGH JAMES E WILSON 7 59	6	52	4	4	3	0	0	1	
HADISON BOROUGH JOEL A MURPHY 3 116	52	32	128	13	3	1	3	0	
MENDHAM BOROUGH BURTON C PARISER 0 43	22	1	45	14	2	2	0	0	
MENDHAM TOWNSHIP BURTON C PARISER 2 27	15	0	40	9	1	1	1	0	
MINE HILL TOWNSHIP JOHN R LEITH 0 57	24	14	3	2	0	0	7	4	
MONTVILLE TOWNSHIP HERBERT S FRIEND 0 87	53	0	43	8	6	3	2	17	
MORRIS TOWNSHIP JOHN A ZEIS 18 176	28	2	198	3	0	1	0	3	
MORRIS PLAINS BOROUGH FRANCIS A BOCK 6 77	10	15	4	9	1	0	4	0	
MORRISTOWN TOWN HAROLD GUREVITZ 2 364	363	706	472	122	52	68	3	81	

SEPTEMBER 1, 1976 TO AUGUST 31, 1977

COMP/SUMMONSES FILED		COMP/WARRANTS FILED		MUNICIPAL COURT DEFENDANTS STATUS REPORT					DEFTS REP BY	
INDICT. OFFENSES	NON-INDIC OFFENSES	INDICT. OFFENSES	NON-INDIC OFFENSES	BAIL/REC.	JAIL ON SURF.	STATUS ON BAIL, ETC.	AT BEGIN OF TRIAL * 2 TO 4 D.	DEFINITION OF TRIAL * > 4 DAYS	ASGND COUNSEL OR REF PUB DEF (NON-INDICT.)	DEFTS RFRRD TO PUB. DEF (INDICT.)

MORRIS COUNTY CONTINUED

MOUNTAIN LAKES BOROUGH										
LAWRENCE WILLNER										
0	8	15	0	6	0	2	0	3	2	
MOUNT ARLINGTON BOROUGH										
ALEX LAZORISAK										
10	121	24	7	19	0	0	0	3	8	
MOUNT OLIVE TOWNSHIP										
MICHAEL T HENCHY										
6	137	123	52	100	12	2	0	18	11	
MOUNT TABOR TOWNSHIP										
RONALD NEIWIRTH										
0	0	0	0	0	0	0	0	0	0	
NETCONG BOROUGH										
ARTHUR G D'ALESSANDRO										
15	97	37	19	77	24	10	0	2	0	
PARSIPPANY-TROY HILLS TOWNSHIP										
DAVID SIMON										
28	378	392	77	555	102	33	8	3	6	
PASSAIC TOWNSHIP										
BURTIS W HORNER										
0	37	18	2	8	4	0	7	3	0	
PEQUANNOCK TOWNSHIP										
HERBERT W IRWIN										
21	139	35	8	98	17	0	1	2	7	
RANDOLPH TOWNSHIP										
LARRY I KRON										
22	416	113	23	72	35	11	5	9	7	
RIVERDALE BOROUGH										
JOSEPH R BRUMALE										
1	34	17	0	14	7	0	0	1	0	
ROCKAWAY BOROUGH										
JOHN A ZEIS										
9	103	42	17	350	8	4	0	0	0	
ROCKAWAY TOWNSHIP										
ROBERT B COOPERMAN										
10	149	114	48	267	51	21	0	3	10	

SEPTEMBER 1, 1976 TO AUGUST 31, 1977

COMP/SUMMONSES FILED		COMP/WARRANTS FILED		MUNICIPAL COURT DEFENDANTS STATUS REPORT				DEFTS REP BY		DEFTS REFRD
INDICT.	NON-INDIC	INDICT.	NON-INDIC	BAIL/JAIL STATUS OF DEFTS AT BEGIN OF TRIAL*		REL. ON BAIL, IN JAIL		OR REF PUB DEF	TO PUB. DEF	
OFFENSES	OFFENSES	OFFENSES	OFFENSES	REL. ON RECOG.**	SURETY, ETC.	2 TO 4 D.	IN JAIL	IV JAIL	(NON-INDICT.)	(INDICT.)
							> 4 DAYS			
<hr/>										
MORRIS COUNTY CONTINUED										
ROXBURY TOWNSHIP										
ROBERT B COOPERMAN										
12	450	244	251	463	214	39	8	2	33	
VICTORY GARDENS BOROUGH										
BORIS SEEBER										
0	4	12	12	6	8	1	0	2	5	
WASHINGTON TOWNSHIP										
ARTHUR G D'ALESSANDRO										
5	34	25	3	12	20	0	0	0	0	
WHARTON BOROUGH										
GEORGE F KORPITA JR										
1	72	14	35	217	1	1	1	2	0	
MORRIS COUNTY TOTALS *****										
298	4,276	2,357	1,717	4,075	1,007	219	136	139	277	

SEPTEMBER 1, 1976 TO AUGUST 31, 1977

COMP/SUMMONSES FILED		COMP/WARRANTS FILED		MUNICIPAL COURT DEFENDANTS STATUS REPORT					DEFTS REP BY	
INDICT.	NON-INDIC	INDICT.	NON-INDIC	BAIL/JAIL STATUS OF DEFTS AT BEGIN OF TRIAL*					ASGND COUNSEL	DEFTS REFRD
OFFENSES	OFFENSES	OFFENSES	OFFENSES	REL.ON	REL ON BAIL,	IN JAIL	IN JAIL	IN JAIL	OR REF PUB DEF	TO PUB. DEF
				RECOG.**	SURFTY,ETC.	2 TO 4 D.	> 4 DAYS	(NON-INDICT.)	{INDICT.}	

OCEAN COUNTY

BARNEGAT LIGHT BOROUGH										
THOMAS GRANT BERNARD										
4	2	1	0	13	3	0	0	0	0	0
BAY HEAD BOROUGH										
ROBERT A MC KINLEY										
0	37	1	3	79	10	2	3	2	1	1
BEACH HAVEN BOROUGH										
THOMAS GRANT BERNARD										
15	82	8	4	3	53	0	1	1	0	0
BEACHWOOD & PINE BEACH BOROS										
MARTIN B ANTON										
20	72	25	47	5	18	1	1	16	5	5
BERKELEY TOWNSHIP										
BERNARD A KANNEN										
33	232	55	142	74	100	6	2	25	4	4
BRICK TOWNSHIP										
SAMUEL MORRIS										
46	524	164	74	138	140	0	2	144	76	76
DOVER TOWNSHIP										
FRANCIS X HALLIGAN JR										
56	713	575	460	334	559	7	42	269	132	132
EAGLESWOOD TWP										
MICHAEL ANDRUS										
5	38	5	3	7	1	0	-0	11	0	0
HARVEY CEDARS BOROUGH										
GARRETT A LARDIERE										
0	6	1	0	1	4	0	0	0	0	0
ISLAND HEIGHTS BOROUGH										
PETER J GIOVINE										
2	8	7	6	4	9	0	0	3	0	0
JACKSON TOWNSHIP										
NATHANIEL H ROTH										
20	208	74	63	57	36	2	2	20	7	7
LACEY TOWNSHIP										
PETER J GIOVINE										
15	105	50	52	35	14	6	2	13	7	7

SEPTEMBER 1, 1976 TO AUGUST 31, 1977

MUNICIPAL COURT DEFENDANTS STATUS REPORT	DEFTS REP BY		DEFTS REFRRD	
	ASGND COUNSEL	OR REF PUB DEF	TO PUB. DEF	{ INDICT. }
BAIL/JAIL STATUS OF DEFTS AT BEGIN OF TRIAL*				
REL.ON REL ON BAIL, IN JAIL IN JAIL				
RECOG.** SURETY,ETC. 2 TO 4 D. > 4 DAYS				
COMP/SJMMONSES FILED	COMP/WARRANTS FILED			
INDICT. NON-INDIC	INDICT. NON-INDIC			
OFFENSES OFFENSES	OFFENSES OFFENSES			
<u>OCEAN COUNTY CONTINUED</u>				
LAKEHURST BOROUGH				
SIEGFRIED W STEELE				
17 158	99	232	102	165
				1
				2
				24
				30
LAKEWOOD TOWNSHIP				
ALBERT SPITZER				
17 589	370	295	906	249
				167
				154
				76
				147
LAVALLETTA BOROUGH				
JEROME J DOHERTY				
3 61	13	7	75	26
				1
				1
				7
				8
LITTLE EGG HARBOR TOWNSHIP				
FRANK J DUPIGNAC JR				
20 65	26	0	10	9
				0
				2
				16
				3
LONG BEACH TWP				
THOMAS GRANT BERNARD				
16 80	51	9	42	17
				1
				3
				0
				0
MANCHESTER TOWNSHIP				
MORTIMER A ROGERS				
0 141	89	144	26	21
				2
				2
				7
				7
MANTOLOKING BOROUGH				
SAMUEL M MORRIS				
3 18	4	0	6	9
				4
				0
				6
				1
OCEAN & BARNEGAT TWPS. (NAME CHANGED FROM UNION & OCEAN TWP. 12/6/76)				
HENRY D BRANDENBERG				
43 108	78	61	19	28
				1
				1
				13
				23
OCEAN GATE BOROUGH				
SIEGFRIED W STEELE				
6 15	6	22	21	26
				0
				10
				7
				0
PLUMSTED TOWNSHIP				
RAYMOND KASSEKERT				
6 47	29	60	80	23
				2
				0
				5
				5
POINT PLEASANT BOROUGH				
MORTIMER A ROGERS				
48 800	24	9	0	2
				0
				2
				3
				10
POINT PLEASANT BEACH BOROUGH				
WILLIAM C NOWELS				
46 609	90	97	10	79
				5
				0
				2
				0

SEPTEMBER 1, 1976 TO AUGUST 31, 1977

COMP/SUMMONSES FILED INDICT. NON-INDIC OFFENSES OFFENSES	COMP/WARRANTS FILED INDICT. NON-INDIC OFFENSES OFFENSES	MUNICIPAL COURT DEFENDANTS STATUS REPORT				DEFTS REP BY ASGND COUNSEL OR REF PUB DEF (NON-INDICT.)		DEFTS REFRD TO PUB. DEF (INDICT.)		
		BAIL/JAIL REL.ON RECOG.**	STATUS OF DEPTS REL ON BAIL, SURETY,ETC.	AT BEGIN DF TRIAL* IN JAIL 2 TO 4 D.	IN JAIL IN JAIL > 4 DAYS					
<u>OCEAN COUNTY CONTINUED</u>										
SEASIDE HEIGHTS BOROUGH CHARLES F HOLDER JR 84 168	241	727	20	178	3	7	19	23		
SEASIDE PARK BOROUGH JEROME J DOHERTY 10 68	25	15	555	71	0	0	2	1		
SHIP BOTTOM BOROUGH MICHAEL ANDRUS 5 47	16	1	2	3	0	1	0	0		
SOUTH TOMS RIVER BOROUGH SIEGFRIED W STEELE 11 90	19	24	42	21	2	1	15	2		
STAFFORD TOWNSHIP PETER J GIOVINE 21 214	64	0	195	30	1	0	34	39		
SURF CITY BOROUGH MICHAEL ANDRUS 13 25	2	0	3	35	0	1	1	0		
TUCKERTON BOROUGH THOMAS G BERNARD 9 55	13	26	43	2	0	2	8	0		
UNION & OCEAN TWP (NAME CHANGED TO OCEAN & BARNEGAT TWPS 12/6/76) HENRY D BRANDENBERG 0 0	0	0	0	0	0	0	0	0		
OCEAN COUNTY DISTRICT COURT WILLIAM H HUBER 1 0	342	26	0	0	5	0	0	0		
OCEAN COUNTY TOTALS *****	595	5,385	2,567	2,609	2,907	1,941	219	244	749	531

SEPTEMBER 1, 1976 TO AUGUST 31, 1977

COMP/SJMMONSES FILED INDICT. NON-INDIC OFFENSES OFFENSES	COMP/WARRANTS FILED INDICT. NON-INDIC OFFENSES OFFENSES	MUNICIPAL COURT DEFENDANTS STATUS REPORT			DEPTS REP BY			DEFTS REFRD TO PUB. DEF (INDICT.)
		BAIL/JAIL REL. ON RECNG.**	STATUS OF DEFIS ON BAIL, SURFTY, ETC.	AT BFGIN OF TRIAL* IN JAIL 2 TO 4 D.	ASGND COUNSEL OR REF PUB DEF (NON-INDICT.)	IN JAIL > 4 DAYS	TO PUB. DEF (INDICT.)	
<u>PASSAIC COUNTY</u>								
BLOOMINGDALE BOROUGH GEORGE DOMINGUEZ 4 68	60	45	221	71	7	2	14	12
CLIFTON CITY HARRY N FENGYA, JR 4 360	347	568	355	636	44	28	145	134
HALEDON BOROUGH ANDREW MAINARDI JR 10 41	23	33	65	50	8	5	5	4
HAWTHORNE BOROUGH PETER CALCIA 10 111	46	22	102	17	2	0	2	0
LITTLE FALLS TOWNSHIP JOHN J GAVENDA 7 56	29	48	74	91	1	4	20	4
NORTH HALEDON BOROUGH ERVAN F KUSHNER 21 18	32	8	19	14	1	0	0	0
PASSAIC CITY H RONALD LEVINE 87 859	849	878	79	103	18	1	105	217
PATERSON CITY ERVAN H KUSHNER PRESIDING AND HENRY RICCOBENE 9 3,046 2,023 2	680	2,560	66	386	45	570		
POMPTON LAKES BOROUGH KARL Z SOSLAND 2 114	30	33	33	11	0	5	4	5
PROSPECT PARK BOROUGH JAMES P EVERS 0 89	23	18	100	8	4	7	2	10
RINGWOOD BOROUGH ULDRIC FIORE 3 63	45	21	46	34	2	17	25	6
TOTOWA BOROUGH JOHN J GAVENDA 1 131	85	90	78	32	2	8	10	26

SEPTEMBER 1, 1976 TO AUGUST 31, 1977

COMP/SUMMONSES FILED		COMP/WARRANTS FILED		MUNICIPAL COURT DEFENDANTS STATUS REPORT				DEFTS REP BY		DEFTS REFRRD
INDICT. OFFENSES	NON-INDIC OFFENSES	INDICT. OFFENSES	NON-INDIC OFFENSES	BAIL/REL. ON RECOG.**	JAIL/REL. ON SURETY, ETC.	STATUS OF DEFTS AT BEGIN OF TRIAL*	IN JAIL 2 TO 4 D.	IN JAIL > 4 DAYS	ASGND COUNSEL OR REF PUB DEF (NON-INDICT.)	TO PUB. DEF (INDICT.)
<u>PASSAIC COUNTY CONTINUED</u>										
WANAQUE BOROUGH										
GREGORY CZURA										
0	434	70	0	4	3	1	0	19	15	
WAYNE TOWNSHIP										
JAMES J MURNER JR										
70	1,431	182	604	47	236	1	1	256	68	
WEST MILFORD TOWNSHIP										
GEORGE A CLUFF JR										
0	205	96	133	79	120	2	6	54	30	
WEST PATERSON BOROUGH										
A CREW SCHIELKE JR										
62	128	22	24	50	57	0	0	5	10	
PASSAIC COUNTY TOTALS *****										
290	7,154	3,962	2,527	2,032	4,047	159	470	711	1,111	

SEPTEMBER 1, 1976 TO AUGUST 31, 1977

COMP/SUMMONSES FILED INDICT. NON-INDIC OFFENSES OFFENSES	COMP/WARRANTS FILED INDICT. NON-INDIC OFFENSES OFFENSES	MUNICIPAL COURT DEFENDANTS STATUS REPORT			DEFTS REP BY ASGND COUNSEL OR REF PUB DEF (NON-INDICT.)			DEFTS REFRD TO PUB. DEF (INDICT.)	
		BAIL/JAIL REL.ON RECOG.**	STATUS OF REL ON RAIL, SURFTY, ETC.	DEFTS AT BEGIN OF TRIAL*	IN JAIL 2 TO 4 D.	IN JAIL > 4 DAYS			
<u>SALEM COUNTY</u>									
ALLOWAY TOWNSHIP									
DAVID SCHEPPS									
3	60	13	31	15	8	2	0	1	1
CARNEYS POINT (NAME CHANGED FROM UPPER PENNS NECK TWP 1/1/77)									
ANDREW RHEA									
23	180	175	60	53	89	1	0	19	37
ELMER BOROUGHS									
I HARRY LEVIN									
3	21	22	6	7	3	1	0	0	2
FLSINBORO TOWNSHIP									
ANDREW RHEA									
1	11	5	3	2	1	0	0	0	0
LOWER ALLOWAYS CREEK TWP									
ANDREW RHEA									
7	17	9	1	0	0	0	2	0	1
MANNINGTON TOWNSHIP									
JEROME E OKONIEWSKI									
7	32	11	8	29	15	3	5	4	0
GOLDMANS TOWNSHIP									
JEROME E OKONIEWSKI									
0	49	59	40	56	86	5	5	0	6
PENNS GROVE									
JEROME E OKONIEWSKI									
7	476	118	22	183	124	1	8	5	8
PENNSVILLE TOWNSHIP									
DAVID SCHEPPS									
3	172	127	439	32	139	0	3	9	42
PILES GROVE TOWNSHIP									
DAVID SCHEPPS									
0	49	43	17	33	26	1	3	5	5
PITTS GROVE TOWNSHIP									
I HARRY LEVIN									
11	107	45	24	8	23	6	1	4	14
QUINTON TOWNSHIP									
DAVID SCHEPPS									
3	35	26	4	18	14	3	1	4	3

SEPTEMBER 1, 1976 TO AUGUST 31, 1977

COMP/SUMMONSES FILED	COMP/WARRANTS FILED	MUNICIPAL COURT DEFENDANTS STATUS REPORT				DEFTS REP BY	
INDICT. NON-INDIC	INDICT. NON-INDIC	BAIL/JAIL STATUS OF DEFTS AT BEGIN OF TRIAL*				ASGND COUNSEL	DEFTS REFRRD
OFFENSES OFFENSES	OFFENSES OFFENSES	REL.ON REC. **	REL ON BAIL, SURETY, ETC.	IN JAIL 2 TO 4 D.	IN JAIL > 4 DAYS	OR REF PUB DEF (NON-INDICT.)	TO PUB. DEF (INDICT.)

SALEM COUNTY CONTINUED

SALEM CITY										
DAVID SCHEPPS										
0	607	114	0	470	55	26	21	13	48	
UPPER PENNS NECK TWP (NAME CHANGED TO CARNEYS POINT 1/1/77)										
ANDREW RHEA										
0	0	0	0	0	0	0	0	0	0	
JPPER PITTS GROVE TOWNSHIP										
ANDREW RHEA										
5	28	20	2	14	6	4	1	0	1	
WOODSTOWN BOROUGH										
DAVID SCHEPPS										
11	50	20	16	35	12	1	1	1	7	
SALEM COUNTY TOTALS *****										
84	1,894	807	673	955	601	54	51	65	175	

SEPTEMBER 1, 1976 TO AUGUST 31, 1977

MUNICIPAL COURT DEFENDANTS STATUS REPORT	COMP/SUMMONSES FILED		COMP/WARRANTS FILED		BAIL/JAIL STATUS OF DEFTS AT BEGIN OF TRIAL*			DEFTS REP BY		DEFTS REFRD TO PUB. DEF (INDICT.)
	INDICT. OFFENSES	NON-INDICT. OFFENSES	INDICT. OFFENSES	NON-INDICT. OFFENSES	REL.ON RECOG.**	REL ON BAIL, SURFTY, ETC.	IN JAIL 2 TO 4 D.	IN JAIL > 4 DAYS	ASGND COUNSEL OR REF PUB DEF (NON-INDICT.)	
SOMERSET COUNTY										
BEDMINISTER TOWNSHIP ROBERT C POLLOCK JR 0 179	0	23	5	5	2	0	0	0	1	
BERNARDS TOWNSHIP J ALBERT MASTRO 30 121	19	5	33	1	0	1	5	17		
BERNARDSVILLE BOROUGH CARROLL A BOYNTON 1 45	18	3	85	16	1	0	6	1		
BOUND BROOK BOROUGH ROBERT E HENDRICKS 2 112	56	73	238	5	0	4	11	3		
BRANCHBURG TOWNSHIP GEORGE B ESPOSITO 6 282	31	1	6	11	0	1	6	4		
BRIDGEWATER TOWNSHIP GEORGE B ESPOSITO 66 780	166	36	726	244	0	0	61	8		
FAR HILLS BOROUGH RICHARD J MURRAY 4 1	0	0	0	0	0	0	0	0		
FRANKLIN TOWNSHIP NICHOLAS L BISSELL JR 42 234	156	66	37	119	9	4	33	88		
GREEN BROOK TOWNSHIP RAYMOND P DE MARCO 1 68	15	0	2	0	1	0	2	13		
HILLSBOROUGH TOWNSHIP RICHARD A KOERNER 3 205	45	3	50	9	1	0	5	15		
MANVILLE BOROUGH MICHAEL WEISS 0 134	66	2	158	24	4	8	20	23		
MILLSTONE BOROUGH NICHOLAS L BISSELL JR 3 6	3	0	0	0	0	0	1	5		

SEPTEMBER 1, 1976 TO AUGUST 31, 1977

COMP/SUMMONSES FILED		COMP/WARRANTS FILED		MUNICIPAL COURT DEFENDANTS STATUS REPORT				DEFTS REP BY		DEFTS REFRRO
INDICT. OFFENSES	NON-INDIC OFFENSES	INDICT. OFFENSES	NON-INDIC OFFENSES	BAIL/ON RECOG.**	JAIL REL ON SURFTY,ETC.	STATUS OF DEFTS AT BEGIN OF TRIAL* REL ON BAIL, IN JAIL 2 TO 4 D.	IN JAIL > 4 DAYS	ASGND COUNSEL OR REF PUB DEF (NON-INDICT.)	TO PUB. DEF (INDICT.)	
<u>SOMERSET COUNTY CONTINUED</u>										
MONTGOMERY TOWNSHIP										
FRANK N YURASKO										
2	55	48	12	7	7	0	0	2	0	
NORTH PLAINFIELD BOROUGH										
IRVING M HIRSH										
5	50	90	123	125	262	15	1	22	9	
PEAPACK-GLADSTONE BOROUGH										
DANIEL F MURPHY										
7	11	7	5	3	8	0	0	3	5	
RARITAN BOROUGH										
SALVADRE J VUCCOLO										
1	56	10	7	124	3	0	0	0	4	
ROCKY HILL BOROUGH										
FRANK L SCOTT										
0	1	1	1	2	0	0	0	0	0	
SOMERVILLE BOROUGH										
WILLIAM T KELLEHER										
0	423	144	185	399	72	20	2	11	12	
SOUTH BOUND BROOK BOROUGH										
WILLIAM KOHLHEPP JR.										
15	26	1	2	5	7	1	1	5	3	
WARREN TOWNSHIP										
JOHN F BRACAGLIA										
6	87	29	21	60	48	0	2	8	16	
WATCHUNG BOROUGH										
MICHAEL A PATICCHIO										
0	280	34	272	194	195	20	13	54	24	
SOMERSET COUNTY TOTALS *****										
194	3,156	939	840	2,259	1,036	74	37	255	251	

SEPTEMBER 1, 1976 TO AUGUST 31, 1977

COMP/SUMMONSES FILED		COMP/WARRANTS FILED		MUNICIPAL COURT DEFENDANTS STATUS REPORT					DEFTS REP BY	
INDICT. OFFENSES	NON-INDIC OFFENSES	INDICT. OFFENSES	NON-INDIC OFFENSES	BAIL/JAIL REL. ON RECOG.**	STATUS OF DEFTS AT BGIN OF TRIAL* REL ON BAIL, SURETY, ETC.	IN JAIL 2 TO 4 D.	IN JAIL > 4 DAYS	ASGND COUNSEL OR REF PUB DEF (NON-INDICT.)	DEFTS RFRRO TO PUB. DEF (INDICT.)	

SUSSEX COUNTY

ANDOVER TOWNSHIP										
E ANTHONY CUNNINGHAM JR										
3	52	25	7	32	2	0	0	1	0	
BRANCHVILLE BOROUGH										
MARTIN J BRADY										
5	7	3	2	0	0	0	0	0	0	
BYRAM TOWNSHIP										
FRANK L PATTI										
8	118	34	2	224	18	4	0	4	11	
FRANKFORD & LAFAYETTE TWPS										
THOMAS J BAIN										
8	76	32	20	0	0	0	0	0	0	
FRANKLIN AND HAMBURG BORDS AND HARDYSTON TWP										
THOMAS J BAIN										
8	158	66	4	26	14	7	8	2	0	
FREDON HAMPTON AND STILLWATER TWPS										
WILLIAM T ARCHER JR										
18	99	69	15	53	19	3	4	3	0	
GREEN TWP AND ANDOVER BOROUGH										
WILLIAM T ARCHER JR										
5	42	18	5	10	5	1	0	0	0	
HOPATCONG BOROUGH										
BORIS SEEBER										
16	147	87	57	8	57	2	0	7	10	
MONTAGUE TOWNSHIP										
MARTIN J BRADY										
11	65	34	48	82	53	1	2	2	0	
NEWTON TOWN										
JAMES E QUINN										
9	167	90	61	61	53	0	0	0	0	
OGDENSBURG BOROUGH										
FRANK J URBAN JR										
1	27	6	8	9	5	0	0	0	1	
SANDYSTON TOWNSHIP										
MARTIN J BRADY										
0	23	24	12	24	7	0	0	1	0	

SEPTEMBER 1, 1976 TO AUGUST 31, 1977

COMP/SUMMONSES FILED INDICT. NON-INDIC OFFENSES OFFENSES	COMP/WARRANTS FILED INDICT. NON-INDIC OFFENSES OFFENSES	MUNICIPAL COURT DEFENDANTS STATUS REPORT						DEFTS REP BY ASGND COUNSEL OR REF PUB DEF (NON-INDICT.)	DEFTS REFRD TO PUB. DEF (INDICT.)
		BAIL/JAIL STATUS OF DEFTS AT BEGIN OF TRIAL*		IN JAIL		IN JAIL			
		REL.ON RECOG.**	REL.ON SURETY,ETC.	2 TO 4 D.	> 4 DAYS				
<u>SUSSEX COUNTY CONTINUED</u>									
SPARTA TOWNSHIP N PETER CONFORTI 10 108	73	7	106	8	1	0	9	7	
STANHOPE BOROUGH JAMES E QUINN 3 79	26	14	62	20	2	0	5	2	
SUSSEX BOROUGH N PETER CONFORTI 38 80	40	25	13	11	2	0	17	1	
VERNON TOWNSHIP MARTIN MORRISON JR 2 80	30	2	10	16	0	0	3	0	
WANTAGE TOWNSHIP CRAIG V DANA 38 153	103	28	16	11	2	0	2	0	
SUSSEX COUNTY DISTRICT COURT FREDERICK G WEBER 1 16	92	46	4	10	0	0	5	3	
SUSSEX COUNTY TOTALS *****	852	363	740	309	25	14	61	35	
184	1,497								

SEPTEMBER 1, 1976 TO AUGUST 31, 1977

COMP/SUMMONSES FILED		COMP/WARRANTS FILED		MUNICIPAL COURT DEFENDANTS STATUS REPORT					DEFTS REP BY	
INDICT. OFFENSES	NON-INDIC OFFENSES	INDICT. OFFENSES	NON-INDIC OFFENSES	BAIL/JAIL REC. ON	STATUS OF DEFTS REL ON BAIL, SURETY, ETC.	AT BEGIN OF TRIAL* IN JAIL 2 TO 4 D.	OF TRIAL* IN JAIL > 4 DAYS	ASGND COUNSEL OR REF PUB DEF (NON-INDICT.)	DEFTS REFRD TO PUB. DEF (INDICT.)	
UNION COUNTY										
BERKELEY HEIGHTS TOWNSHIP										
DOUGLAS J HABERSTROH										
0	44	23	72	67	46	0	1	2	3	
CLARK TOWNSHIP										
JOSEPH R POSTIZZI										
1	303	171	73	79	6	0	1	4	12	
CRANFORD TOWNSHIP										
CHARLES J STEVENS										
15	150	70	86	171	137	1	1	9	37	
ELIZABETH CITY										
JOHN T SOJA										
1,432	3,438	189	138	348	2,080	12	240	73	322	
FANWOOD BOROUGH										
MELVIN S WHITKEN										
3	31	11	35	55	4	0	4	2	6	
GARWOOD BOROUGH										
JAMES T LEONARD SR										
0	50	21	42	6	24	1	1	0	1	
HILLSIDE TOWNSHIP										
HENRY GOLDHOR										
148	565	51	35	314	98	7	2	7	15	
KENILWORTH BOROUGH										
WARREN BRUDER										
6	82	92	67	60	54	9	1	9	20	
LINDEN CITY										
RICHARD W KOCHANSKI										
9	256	363	566	68	812	29	10	4	23	
MOUNTAINSIDE BOROUGH										
JACOB R BAUER										
45	82	16	1	51	56	1	2	2	4	
NEW PROVIDENCE BOROUGH										
FRANK A PIZZI JR										
0	49	24	42	56	31	0	1	3	4	
PLAINFIELD CITY										
RUDDLPH N HAWKINS, JR										
249	1,477	601	1,319	351	1,491	411	44	81	197	

SEPTEMBER 1, 1976 TO AUGUST 31, 1977

COMP/SUMMONSES FILED		CMP/WARRANTS FILED		MUNICIPAL COURT DEFENDANTS STATUS REPORT				DEFTS REP BY	
INDICT. OFFENSES	NON-INDIC OFFENSES	INDICT. OFFENSES	NON-INDIC OFFENSES	BAIL/ JAIL RECOG.**	STATUS OF DEFTS AT BEGIN OF TRIAL* REL. ON REL. ON BAIL, SURETY, ETC.	IN JAIL 2 TO 4 D.	IN JAIL > 4 DAYS	ASGND COUNSEL OR REF PUB DEF (NON-INDICT.)	DEFTS REFRD TO PUB. DEF (INDICT.)

UNION COUNTY CONTINUED

RAHWAY CITY									
MARCUS I BLUM									
29	747	186	135	401	256	54	15	13	85
ROSELLE BOROUGH									
ANDREW GALOWIT									
14	331	190	123	12	84	3	5	2	24
ROSELLE PARK BOROUGH									
WILLIAM BOFFA JR									
1	106	32	60	85	58	0	1	11	2
SCOTCH PLAINS TOWNSHIP									
JOHN A APPEZZATO									
0	496	53	94	284	104	4	2	29	18
SPRINGFIELD TOWNSHIP									
MALCOLM N BOHROD									
4	259	137	35	23	24	8	1	8	13
SUMMIT CITY									
JOSEPH R COVIELLO									
60	166	31	21	194	35	1	12	13	26
UNION TOWNSHIP									
HERBERT BLAUSTEIN									
97	613	247	313	225	139	11	17	103	132
WESTFIELD TOWN									
ROBERT C THOMSON JR.									
0	294	211	307	266	569	27	49	45	88
WINFIELD TOWNSHIP									
IRVING F STURM									
8	27	1	3	0	6	0	1	3	0
UNION COUNTY TOTALS *****									
2,121	9,566	2,720	3,567	3,116	6,114	579	411	423	1,032

SEPTEMBER 1, 1976 TO AUGUST 31, 1977

COMP/SUMMONSES FILED		COMP/WARRANTS FILED		MUNICIPAL COURT DEFENDANTS STATUS REPORT				DEFTS REP BY		
INDICT. OFFENSES	NON-INDICT. OFFENSES	INDICT. OFFENSES	NON-INDICT. OFFENSES	BAIL/JAIL REC'D.	REL ON BAIL, SURETY, ETC.	STATUS OF DEFTS AT BEGIN OF TRIAL*	IN JAIL	IN JAIL > 4 DAYS	ASGND COUNSEL OR REF PUB DEF (NON-INDICT.)	DEFTS REFRRD TO PUB. DEF (INDICT.)
WARREN COUNTY CONTINUED										
WASHINGTON BOROUGH										
JOSEPH G HOUSTON										
29	122	42	39	182	17	3	10	5	4	
WHITE TOWNSHIP										
JOSEPH G HOUSTON										
3	43	23	11	9	10	0	0	1	0	
WARREN COUNTY DISTRICT COURT										
PAUL AARDE										
0	109	561	66	12	52	0	0	7	15	
WARREN COUNTY TOTALS *****										
57	1,161	1,106	1,027	824	758	47	28	50	31	

NEW JERSEY TOTALS *****										
12,106	107,679	72,880	68,175	63,293	56,838	5,880	4,339	12,834	18,006	

NEW JERSEY TOTALS 1 YEAR AGO										
10,595	95,467	75,745	74,766	63,333	63,501	8,818	4,775	12,071	16,940	

* Defendants whose municipal court trials were completed this year - Status at commencement of trial. Columns 5 et seq deal with Municipal Court trials whereas columns 1 & 3 also include indictable offenses.

** Reporting instructions specify that this item should include only defendants who were released after a recognizance form was signed and executed before the person authorized to take bail. It is apparent that the reporting instructions may not have been followed in all instances.

Source: Monthly Municipal Court Reports.



END