



INSLAW
BRIEFING PAPER
INSTITUTE FOR
LAW AND
SOCIAL RESEARCH

Number 9
Revised
August, 1976

**Counting
by Crime, Case
and Defendant**

PROMIS
PROSECUTOR'S MANAGEMENT
INFORMATION SYSTEM
An Exemplary Project of LEAA

INSTITUTE FOR
LAW AND
SOCIAL RESEARCH
1125 15th Street, N.W.
Washington, D.C. 20005

44758
851474

PROMIS (Prosecutor's Management Information System) is a management information system (computerized or manual) for public prosecution agencies and the courts. Developed under a grant from the United States Department of Justice, Law Enforcement Assistance Administration (LEAA), PROMIS has been in operation in Washington, D.C., since January 1971 and is in various implementation stages in more than 30 other jurisdictions.

LEAA has designated PROMIS an Exemplary Project. Such designation is reserved for criminal justice programs judged outstanding, worthy of national attention, and suitable for adoption by other communities.

The Institute for Law and Social Research (INSLAW) has prepared a series of 21 briefing papers to explain to nontechnical audiences of prosecutors, court administrators, criminal justice planners, and members of the bar the underlying concepts of management and organization inherent in PROMIS. It is expected that these briefings will assist other jurisdictions to evaluate and when appropriate, implement PROMIS in part or in its entirety. The implementation can range from adoption of the concepts of management and organization, to the use of PROMIS forms and paperwork procedures, to the application of the manual or semiautomated version of PROMIS, and, finally, to the installation of the computer software.

Other PROMIS documentation produced by INSLAW under grants from LEAA includes a handbook on *PROMIS For The Nonautomated or Semiautomated Office*, research designs for using PROMIS data bases in statistical studies of criminal justice policies, a six-volume set of computer software documentation, and a 20-minute color documentary of PROMIS (16mm film or video cassette) for nontechnical audiences. The 21 briefings are as follows:

1. Management Overview of PROMIS
2. Case Screening
3. Uniform Case Evaluation and Rating
4. Special Litigation (Major Violators) Unit
5. Witness Notification Unit
6. Paralegals
7. Comprehensive Training
8. Reasons for Discretionary and Other Actions
9. Counting by Crime, Case and Defendant
10. Research Uses of PROMIS Data
11. Uniform Crime Charging Manual
12. Police Prosecution Report
13. Crime Analysis Worksheet
14. Processing and Trial Preparation Worksheet
15. Police Intake Worksheet
16. Standardized Case Jacket
17. Interface with Other CJIS
18. Privacy and Security
19. Analysis of Costs and Benefits
20. Transferability
21. Optional On-Line Inquiry and Data Input Capability

Copyright © Institute for Law and Social Research, 1976.

Reproduction in whole or in part permitted for any purpose of the Law Enforcement Assistance Administration of the U.S. Department of Justice, or any other agency of the United States Government.

All rights reserved. No part of this publication may be reproduced or transmitted in any form or by any means, electronic or mechanical, including photocopy, recording, or any information storage or retrieval system, without permission in writing from the copyright holder.

This project was supported by Contract No. J-LEAA-016-76 awarded by the Law Enforcement Assistance Administration, U.S. Department of Justice, under the Omnibus Crime Control and Safe Streets Act of 1968, as amended. Points of view or opinions stated in this document are those of the authors and do not necessarily represent the official position or policies of the U.S. Department of Justice.

Copyright privileges reserved by the Institute for Law and Social Research.

NCJRS

JAN 27 1978

PROMIS
BRIEFING SERIES*

ACQUISITIONS

**9. Counting
by Crime, Case
and Defendant**

In 1931 the Wickersham Commission called "accurate . . . data the beginning of wisdom" and recommended development of a "comprehensive plan" for a "complete body of statistics covering crime, criminals, criminal justice, and penal treatment."¹

In 1967 the President's Commission on Law Enforcement and Administration of Justice noted that criminal justice statistics still required considerable improvement: "In short the United States is today, in the era of the high speed computer, trying to keep track of crime and criminals with a system that was less than adequate in the days of the horse and buggy."²

This gloomy assessment was reinforced by a 1968 National Bureau of Standards criminal justice study, which contained such specifics as the following:

- Each element of the criminal justice system uses its own individual numbers for record-keeping.

- Alphabetical files are sometimes the only means to tie cases together among agencies. As a result, aliases, misspellings, and errors in middle initials cause search problems.

- One defendant's name appeared 124 different ways in the alphabetical files.³

To trace the work flow of the criminal justice system under the above conditions "is like the familiar 'parlor game' where a story is told and then retold to the next person and the next person around the room. When the final story is compared to the original, the whole story is changed. Similarly, the defendant is passed from one agency to another."⁴

*One of a series of 21 Briefing Papers for PROMIS (Prosecutor's Management Information System), this publication was prepared by the Institute for Law and Social Research (INSLAW), Washington, D.C., under a grant from the Law Enforcement Assistance Administration (LEAA), which has designated PROMIS as an Exemplary Project. Such a designation is reserved for criminal justice programs judged outstanding, worthy of national attention, and suitable for adoption by other communities. Presenting a bird's-eye view of PROMIS capabilities, the Briefing Papers are one facet of INSLAW's LEAA-funded program designed to assist local prosecutors evaluate and, when appropriate, implement PROMIS. In January 1971, the computerized information system was initiated in Washington, D.C., where prosecutors continue to rely upon PROMIS to help them manage more effectively an annual work load involving allegations of 8,500 serious misdemeanors and 7,500 felonies. (A manual version of PROMIS is also available and parallels the capabilities of the computerized system.)



As late as 1971, the Report of the President's Commission on Federal Statistics found that data collection by each part of the criminal justice system was not coordinated, not allowing the public "to understand the totality of the law enforcement process and to judge the effects of what is being done by the police, the courts, the prisons or the rehabilitation offices."⁵

In 1972, the Project SEARCH Statistical Advisory Committee "found that few practitioners have ever attempted to reconcile their output data with that of agencies on other levels, so that the input to agencies cannot be related to the output of agencies that precede them in the sequence of criminal justice processing. For example, the police count arrests, the courts count cases, and corrections count people."⁶

And, in 1975, a large metropolitan daily reported that a State Supreme Court justice "repeatedly warned about the reliability of the year-end statistics issued by his office. For example, while the backlog of cases climbed by more than 2,000 last year, only 1,000 fewer cases were disposed of than the indictments filed." The article continued:

"[Part of the discrepancy] can be explained by the way statistics are kept. The Police Department, the district attorneys, and the courts all keep statistics in different ways. Often the office of court administration will rely on figures from other agencies, which are not compatible with its own figures."⁷ (Emphasis added.)

THE UNDERLYING PROBLEM AND IMPLICATIONS

The problems often associated with criminal justice statistics originate with the nature of the system itself, which is actually a set of systems with different aims. Police concentrate on recording offenses and attempting to arrest the offenders. The prosecutor and the court focus on the case, involving one or more possible offenses and one or more possible offenders. The corrections system is concerned with the inmate; for instance, should he or she be released on parole?

The different perspectives and functions of components of the criminal justice system constitute "a network of purposes and agencies that is most antithetical to the



development of comparable or consistent statistics on crime, processes, or persons."8 Concisely stated by the President's Commission, the nub of the problem is this: "To be useful at all statistics must involve the counting of comparable units."9

Figures 1 and 2 illustrate how two criminal incidents can generate 11 sets of noncomparable statistics as arrestees are processed by police, prosecutor, court, and corrections:

Situation A

When an offense is reported to the police, it is assigned a criminal incident number. Responding to a reported robbery in progress, police arrest an individual in the act. While doing the routine paperwork for this event, police ascertain that this same individual was involved in seven other, previously reported armed robberies. The police decide to book the defendant on only three of the robberies, charging him with armed robbery and the lesser included offenses of robbery and aggravated assault in each of these three events.

These nine charges are presented to the prosecutor for screening. The prosecutor reviews the evidence and proceeds on two of the robberies, charging the defendant with the armed offense as well as the two lesser included crimes. He rejects the third robbery on evidentiary grounds. Thus, the prosecutor initially files six charges with the court, even though for him this is one case.

The court assigns docket numbers to this case and records each charge. Upon preliminary hearing or grand jury presentment, the prosecutor files an indictment or information with the court containing the same six charges. The court gives the matter a new docket number, and thus has now recorded an aggregate of twelve charges for this case. Moreover, it has, in effect, recorded two "cases" for this individual.

The defendant avoids trial by entering a guilty plea to one count of armed robbery in one incident and to aggravated assault in the second incident. The remaining four counts are dismissed at sentencing. The defendant is sentenced to incarceration and the correctional authorities assume custody of one inmate.



Felony Incident Involving One
Arrestee Linked to Eight
Previously Unsolved Crimes

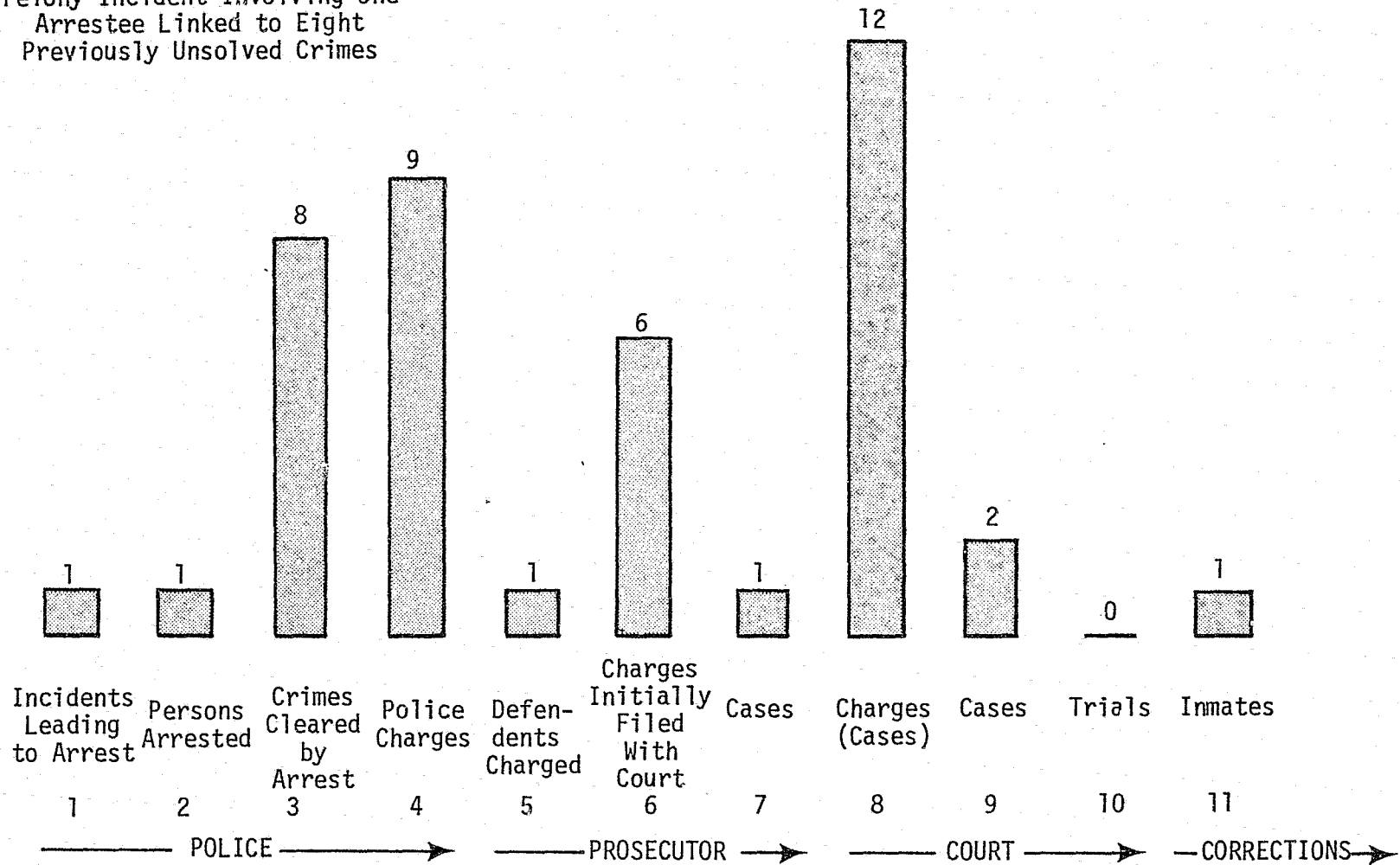


FIGURE 1: STATISTICS RELATED TO SITUATION A



Felony Incident
Involving
Five First Offenders

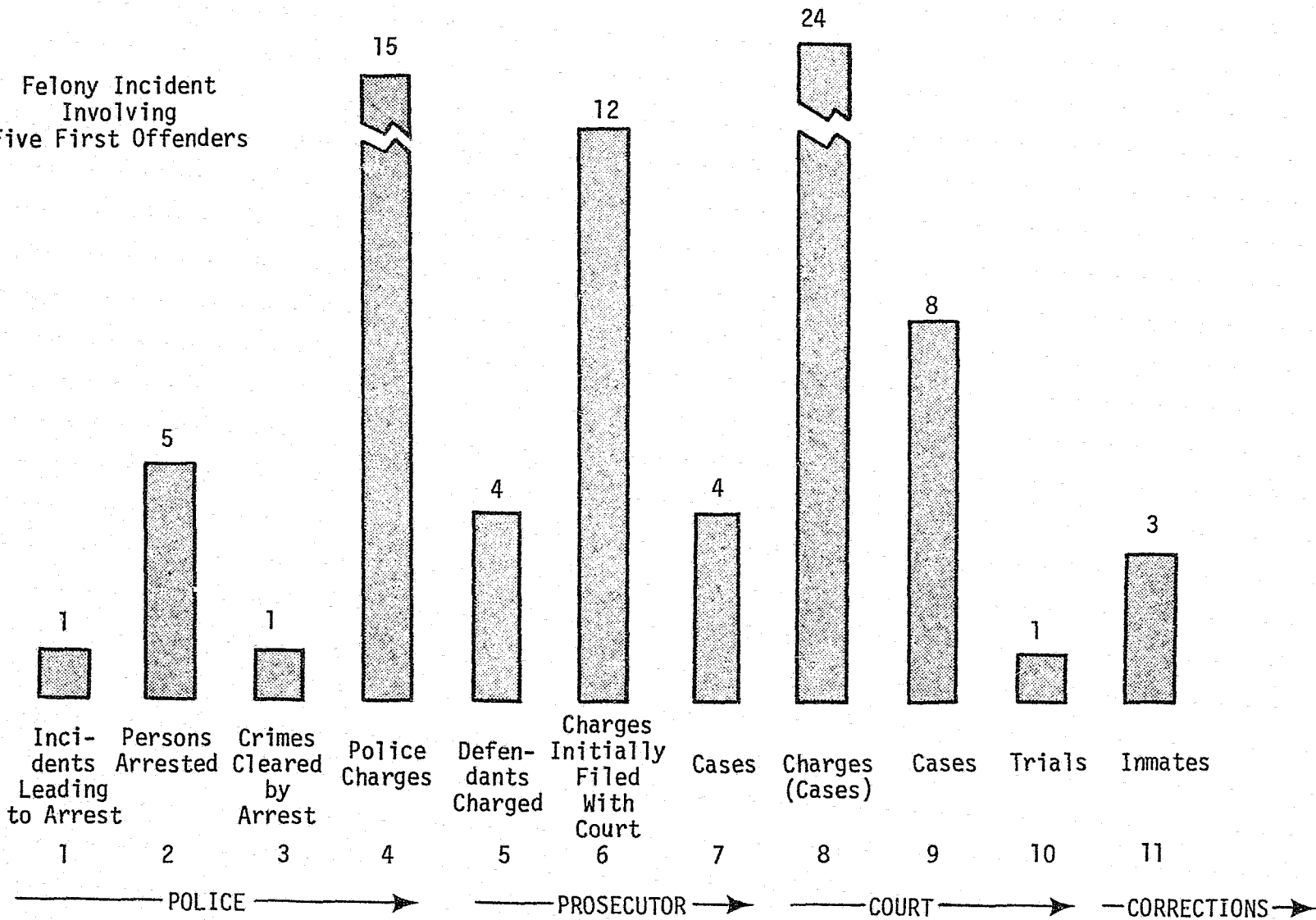


FIGURE 2: STATISTICS RELATED TO SITUATION B



Situation B

Situation B involves five codefendants, all of whom are first offenders arrested for the same armed robbery. Police book all five, charging them with three offenses each (as in Situation A above with the armed robbery and the lesser included offenses). The screening prosecutor agrees with the police charges against four of the accused, but decides not to prosecute the fifth. Indictments are returned or informations are filed charging the remaining subjects with three counts each. They are tried jointly by a jury. Three are found guilty as charged and committed to a correctional facility. The fourth is found not guilty.

Note that none of the police statistics displayed in Figures 1 and 2 correspond to the work load as described by prosecutory statistics, which, in turn, are not comparable to any of the corresponding court statistics, and so on. For example, the two incidents result in the arrest of six suspects. Five are charged by the prosecutor, while court records reflect a total of ten defendants (because, as happens under some court statistical procedures, a new case number was assigned after indictment, which created a "new" set of defendants). Similarly, police figures indicate two cases; prosecutors, five (in this example, all charges brought against a defendant in a given day constitute one case); court, 36 (each charge per defendant constitutes one case, according to the practice of many courts). But there is only one trial, for the defendant associated with Incident A plea bargained and the other defendants were tried jointly.

Figure 3 summarizes by agency the 14 statistics generated by the two criminal incidents. A prominent feature of Figures 1, 2, and 3 is the pronounced disparity when comparing police, prosecutory and court figures.

Among the many adverse effects of this noncomparable information is that it could prove very misleading for those local and state legislative committees and assemblies responsible for authorizing and appropriating funding for criminal justice operations. Staffing and other resource needs could be misperceived, which might contribute to an unbalanced criminal justice system.

For example, statistical tabulations pertaining to the court's case load (36) cloud the true need for trial judges.



	Police	Prosecutor	Court	Corrections
Criminal Incidents	2	-	-	-
Arrests	6	-	-	-
Crimes Cleared by Arrest	9	-	-	-
Cases	2	5	36	-
Defendants Charged	6	5	10	-
Charges	24*	18	36	-
Trials	-	-	1	-
Inmates	-	-	-	4

FIGURE 3

SUMMARY BY AGENCY OF THE STATISTICS GENERATED
BY CRIMINAL INCIDENTS A AND B

*Incident A: 3 charges for each of 3 crimes
Incident B: 3 charges against each of 5 defendants



And, in our example, prosecutors processed six defendants (of whom one was screened out) comprising five cases; the court--on a true-count basis--handled one less defendant. Yet when viewing court statistics, one receives the initial impression that the court dealt with 10 different individuals and heard 36 cases. This could lead to decisions that overfund court operations vis-a-vis the prosecutor's office in relation to the actual work load of each.

That is particularly likely if the charges associated with Incident B had to be rebrought before the grand jury because of a technical defect in the original indictment. Not infrequently, this would have the effect of increasing the court's case load statistics for that incident; in this instance, the figure would have increased to 36 from 24, bringing the total number of cases to 48 for both incidents. Many other court and prosecutor actions could further confuse the statistical picture, such as when a felony case is reduced to a misdemeanor thereby creating a "new" case and an additional rise in the recorded case load.

Noncomparable interagency statistics also impede the acquisition of data pertaining to the performance, efficiency, and productivity of the components of the criminal justice system. While cleared-by-arrest statistics are one gauge of police effectiveness, additional yardsticks are desirable, such as the number of arrested suspects the district attorney decides to prosecute and the percentage of police charges the prosecutor believes can be supported by the available evidence. Often, however, police and prosecutive data cannot be linked in this manner. A more stringent test of systemwide performance is the number of arrests that result in convictions. But if, as in Figures 1 and 2, arrests (6) cannot be linked to subsequent convictions because of the disparate ways of counting (10 defendants according to the court) such a performance rating cannot be calculated accurately.

Nor can one analyze which types of arrests (prostitution, burglary, etc.) are more likely to be screened out by prosecutors simply by looking at gross totals, such as 25,000 arrests and 6,000 refusals to prosecute. In the absence of certain identifiers that accompany data across agency lines, other performance-oriented interagency analyses would be impossible as well, such as the following:10



- Determining that courts are dismissing large numbers of certain kinds of cases in the interests of justice, while police continue to arrest for deterrence purposes.

- Ascertaining that the apparent effectiveness of a rehabilitation program is due to a policy change by the court which assigns a different class of offenders to the program.

- Discovering statistical relationships between components of the system. If, for example, consistent percentages of certain types of offenders are sentenced to prison, a changed apprehension effort or shift in prosecutory screening policies that increase or decrease the flow of defendants through the court could affect the prison work load. Given a data base of comparable interagency statistics, this impact could be determined in advance through empirically based simulation techniques, in contrast to reactive after-the-fact research on a "live" basis.

- Shedding light on what the President's Commission on Law Enforcement and Administration of Justice referred to as a "total statistical blackout" after police report arrests. We know the approximate number of arrests per year and the approximate number of newly incarcerated prisoners, but, asks the Commission, "Just what happens to the remainder of the arrested persons?" That is, "Actually what is the outcome of roughly 98 percent or 99 percent of the arrests? It is true we know the type of things that happen, but we do not know the numerical distribution at all and hence the relative frequency with which various measures are being used with regard to offenders: we do not know how many cases were nol-prossed, how many were indicted by the grand jury or, for that matter, how many went to the grand jury; we do not know how many were acquitted by the courts or were fined or placed on probation; we do not know. . . ."

HOW PROMIS FORGES INTERAGENCY DATA
LINKAGES AND COMPARABILITY

The National Advisory Commission observed that a "basic requirement of any information system is the capability to communicate both within the system and externally to other interfacing systems."¹¹ As noted elsewhere in this Briefing Series,¹² the prosecutor's reach extends from one end of the criminal justice system to the other, starting with the police (reviewing facts on the crime with officers to determine



what charges to file, if any), and ending with corrections (addressing the court at sentencing or moving to have probation or parole revoked). In between, district attorneys interact with virtually every other agency of the system. Thus the prosecutor can play a pivotal role in enabling principal criminal justice agencies to operate as components of a unified system and to communicate among one another in an effective manner. The prosecutor's role in this regard is heightened by the availability of PROMIS.

An integral part of PROMIS is a set of common identifiers that forge linkages--and establish data comparability--between the prosecutor's files and the record systems of the other criminal justice agencies. These common identifiers are the criminal incident identification number, assigned by the police agency to each reported crime; the fingerprint-based identification number, assigned by the police department to each arrested person; and the court docket or case number, assigned by the court to each set of charges against a defendant. Utilized by the prosecutor's office in Washington, D.C.,¹³ the three identifiers possess important characteristics:

1. Fingerprint-based identification number for the accused. This is a unique eight-digit number assigned to the accused following arrest. Based in part on the arrestee's fingerprint classification, the same number is assigned again upon each subsequent arrest of the same individual. As used in Washington, D.C., the number is assigned by the Central Identification Bureau of the Metropolitan Police Department. All persons arrested for serious misdemeanors or felonies are processed through that bureau even if the arrests were made by another law enforcement agency in the jurisdiction served by the local prosecutor.¹⁴

Available at screening from the police offense report, this number permits positive identification of a suspect each time he or she is arrested no matter what alias may be used. The number also precludes identification errors caused by similar or identical names and by other factors which make impractical the storing and retrieving of information about defendants based on names alone. All agencies--police, prosecutor, court, and corrections--are able to use and benefit from this identifier.

2. Criminal event or incident number for the alleged crime. PROMIS also incorporates a unique, sequentially assigned criminal incident (complaint) number that the police



headquarters dispatcher gives to each reported crime, whether it involves one or many suspects. Thus the number focuses on "triable units" and provides a permanent and consistent identity to a crime as it is prosecuted and adjudicated. Every defendant involved in a particular criminal incident can be identified from this criminal incident number.

3. Court docket or case number with designators for each charge or count. The court case number is assigned subsequent to the screening stage by a court clerk to each set of jointly triable charges or counts against a defendant. To differentiate among the various counts against the defendant, the clerk adds suffixes to the case number. For example, if there were three counts of aggravated assault, these would be indicated by suffixes "a," "b," and "c," while a companion charge of carrying a deadly weapon could be accounted for by a "d" after the case number. This same numbering system is also applied to those cases which screening attorneys decide not to prosecute.

The inclusion in PROMIS of these three numbers is extremely significant. As noted in the following section, they provide an "instant replay" capability permitting one to track the criminal incident, defendant, and case from arrest through final disposition and sentencing; they form the basis for more effective interagency communication by removing the statistical ambiguities highlighted in previous paragraphs.

OPERATIONAL APPLICATIONS OF THE IDENTIFIERS

One use of the criminal incident number is that it permits PROMIS to prevent the inadvertent and artificial inflation of prosecutory and court work load statistics, a problem illustrated earlier by Figures 1 and 2. This is so because (1) the number focuses on triable units rather than on case or docket numbers and (2) the number remains unchanged as the crime is prosecuted, even though a succession of docket numbers may be assigned to the same prosecution as it passes from one stage of the proceedings to the next. A "triable unit," of course, refers to those defendants who, although given different docket numbers, will probably be tried together because of their joint involvement in a given crime. One jurisdiction, upon applying the criminal incident number in this manner, found that there were over 2,000 fewer triable units than there were defendants over the course of a year.



Inclusion of the criminal incident number in PROMIS also permits more accurate determination of the number of reported criminal incidents that are associated with any given arrest total. For example, if police arrested 1,000 individuals over a 60-day period, a PROMIS analysis might reveal that the 1,000 arrestees are linked to only 500 criminal incidents --many of the incidents involving more than one arrestee-- and that those 500 incidents represented only X percent of the total number of incidents reported during the period.

In effect, PROMIS can track incidents from police data through the court process, recording the full history of court actions arising from the crime even though they may involve multiple defendants, multiple cases, and multiple trials and dispositions.

The fingerprint-based identification number helps note incidents of recidivism by enabling police and prosecutors to determine if an arrestee has other pending cases in the system, perhaps involving pretrial conditional release violations. The identification number could also be utilized to determine if the suspect has closed cases in the jurisdiction and what their dispositions were.

The defendant identification number also allows the case load of the prosecutor and court to be expressed in terms of defendants, as well as in terms of arrests.

Research on the patterns of recidivism within a jurisdiction can be studied due to the ability of PROMIS to develop criminal histories of defendants over time. By studying the characteristics of the recidivists and the point at which persons are recidivating, whether pretrial or after conviction, the prosecutor can devise programs to handle such defendants more effectively in the future.

By facilitating the identification of recidivists, the number can also assist correctional agencies gauge their effectiveness, in terms of whether persons who participate in particular prison programs recidivate. With the number, magnetic tapes can be generated by the computer enabling correctional agencies to link convicted defendants with pertinent data about their crimes.

The importance of the function served by such an identifier as the fingerprint-based defendant identification number is underscored by these excerpts from Project SEARCH technical reports:



- "... the various agencies concerned with the reduction of crime must be modeled as a set of systems that are interacting and dependent upon one another, and the identities of subjects held stable as they move from one agency to the next."¹⁵

- "Because the individual defendant/offender is the only unit of count common to all criminal justice agencies, he is the thread that holds the system together. By monitoring the various paths that defendants/offenders take, the functioning of the criminal justice system can be described in terms of the aggregate experiences of those who have passed through it.

"The approach retains offender identities over time through all processes. . . ."¹⁶

Inclusion of the court case number in PROMIS, along with the charge suffixes, enables one to trace the history of any formal criminal action from arraignment through final disposition and sentencing, and to account for the separate fate of each count or charge.

For example, a defendant may be found innocent on one aggravated assault count and on a deadly weapon charge, but guilty on two other assault counts. He may receive different sentences on his two guilty counts. PROMIS, through the docket number(s) and suffixes, will record this.

Moreover, since the same numbering method is applied to those cases which are rejected for prosecution, statistics are available for the full range of intake and screening decisions. (Moreover, PROMIS permits one to compare charges brought by police with those actually filed by the prosecutor.)

RECORD KEEPING ADVANTAGES GAINED THROUGH THE IDENTIFIERS

An increasingly important role for the identifiers is to assure compliance with ever more stringent state and federal requirements for the completeness and accuracy of criminal justice records.¹⁷ In essence, these requirements are demanding that criminal justice record keeping account for arrests and their corresponding dispositions in a manner analogous to the way a bank credits and debits checking account transactions. Deposits and withdrawals must be accurately posted both in terms of the amount of the transaction and the correct identification of the customer, the



latter objective being achieved through the customer's unique account number. In addition, the customer is given the opportunity to reconcile the bank's periodic statements with his or her own records; when discrepancies exist, the customer may challenge the bank's record.

Similarly, criminal justice "accounts" for each accused are expected to reflect accurately arrests and corresponding dispositions, even though many of the accused may have identical or similar names and even though dispositions may follow arrests by several months, perhaps years in extraordinary cases. As already noted, the unique fingerprint-based identifier assigned to the accused remains with the suspect during initial and all subsequent processing by criminal justice agencies within the jurisdiction. Thus identification is positive, consistent, and permanent.

Not only does the fingerprint-based identifier assure that criminal justice transactions are posted to the right "account" but it also helps pinpoint the transactions themselves, which often occur at different times in different agencies for any given accused. The prime example is the linkage the identifier forges between police-maintained arrest records and court/prosecutor disposition data for those same arrests. As a result, police rap sheets can be updated in accordance with privacy regulations and legislation, which apply to both manual and automated record keeping systems.

Likewise, the criminal incident number assigned to each crime permits accurate updating of police complaint (incident) records with ultimate court dispositions even though a given criminal complaint may have involved multiple defendants, multiple cases, and multiple trials and dispositions.

The updating of arrest and complaint records takes on added complications when dispositions must be linked to each charge. Assume a suspect is arrested on four counts of armed robbery and three counts of felonious assault. The prosecutor might screen out two counts of each, and the court may find the accused guilty of the remaining felonious assault charge and of one of the two remaining armed robbery counts. Reconciliation of police records with the ultimate dispositions of each charge is facilitated by the case number and its various charge-related suffixes, described earlier, which can account for the separate fate of each count or charge, including the actions taken by the screening prosecutor.



This interagency accounting capability of the three identifiers can also contribute significantly to the success of CCH/OBTS systems, whose local-level data input needs can be fulfilled to a large extent by PROMIS data elements.¹⁸ Covered by the data accuracy requirements of current regulations and legislation, state-level CCH/OBTS systems, in the opinion of some observers, could comply much more easily if reconciliation and updating of interagency statistics were effected at the local level, before they are entered on state-level records. PROMIS, through its three identifiers, could achieve this local-level reconciliation and updating, and avoid the pitfalls inherent in this series of events:

- A suspect is arrested on two counts of armed robbery.
- The screening prosecutor changes the charges to two counts of aggravated assault. The accused is found not guilty.
- The state-level CCH/OBTS system indicates the assault charges and related dispositions but records the armed robbery charge as still open.

IN CONCLUSION . . .

PROMIS' ability to count and track by crime, case, and defendant across agency lines provides a means to obtain systemwide statistics that are comparable, unambiguous, and therefore, utilitarian. In effect, PROMIS' three identifiers represent a major step toward the implementation of a criminal justice statistics system yet, at the same time, recognize and preserve the many valid and often differing data requirements and objectives of police, prosecutor, court, and corrections.



FOOTNOTES

¹ Cited in President's Commission on Law Enforcement and Administration of Justice, Task Force Report: Crime and Its Impact--An Assessment (Washington: Government Printing Office, 1967), p. 123.

² Ibid.

³ Cited by Dean C. Merrill in Using the PROMIS Tracking System for Criminal Justice Evaluation. A paper presented to the International Symposium on Criminal Justice Information and Statistics Systems, New Orleans, Louisiana, October 3, 1972.

⁴ Ibid.

⁵ Hans Zeisel, "The Future of Law Enforcement Statistics: A Summary View." Federal Statistics Report of the President's Commission, Volume II, (Washington, D.C.: Government Printing Office, 1971), p. 532.

⁶ Project SEARCH Statistical Steering Committee, Technical Report No. 4: Implementing Statewide Criminal Justice Statistics Systems--The Model and Implementation Environment (Sacramento: California Crime Technological Research Foundation, 1972), p. 3.

⁷ New York Times, February 12, 1975.

⁸ Project SEARCH Statistical Advisory Committee, Technical Report No. 3: Designing Statewide Criminal Justice Statistics Systems--The Demonstration of a Prototype (Sacramento: California Crime Technological Research Foundation, 1970), pp. 2-5.

⁹ President's Commission, op. cit., p. 127.

¹⁰ All examples are cited in publications referred to by footnotes 6 and 8 above.

¹¹ National Advisory Commission on Criminal Justice Standards and Goals, Criminal Justice System (Washington: Government Printing Office, 1973), p. 140.

¹² See Briefings No. 10 and 17, Research Uses of PROMIS Data and Interface with Other CJIS, respectively.



13 In the District of Columbia, the U.S. Attorney serves as the local prosecutor. About 75 lawyers are assigned to the D.C. Superior Court (equivalent to a state court of general jurisdiction), where prosecution of local "street crime" cases is conducted. About 16,000 allegations of such crimes are considered for prosecution annually.

14 The centralized assignment of the fingerprint-based identification number can be performed at whatever jurisdictional level (city, county, state) is practical for a given community.


15 Project SEARCH Statistical Advisory Committee, op. cit., pp. 1-2.

16 Project SEARCH Statistical Steering Committee, op. cit., p. 7.

17 See Briefing No. 18, Privacy and Security.

18 See Briefing No. 17, Interface with Other CJIS, regarding PROMIS compatibility with the Computerized Criminal Histories (CCH) and Offender-Based Transaction Statistics (OBTS) components of the Comprehensive Data System program.





END