
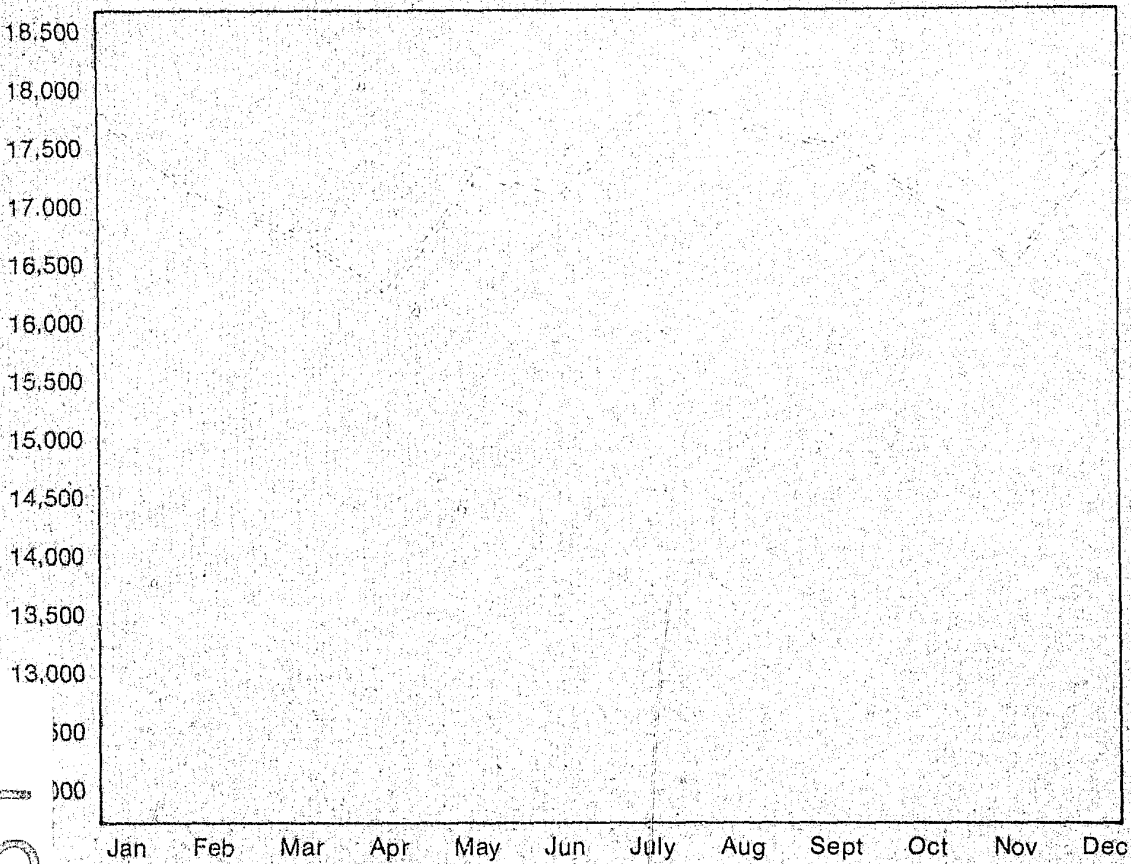


# IN NORTH CAROLINA



## INDEX CRIME REPORTED BY MONTH



4418



# **STATE OF NORTH CAROLINA**

## **UNIFORM CRIME REPORT**

---

ANNUAL REPORT  
JANUARY — DECEMBER 1976

---

COMPILED BY THE  
NORTH CAROLINA DEPARTMENT OF JUSTICE  
POLICE INFORMATION NETWORK

# STATE OF NORTH CAROLINA DEPARTMENT OF JUSTICE


RUFUS L. EDMISTEN

ATTORNEY GENERAL

## POLICE INFORMATION NETWORK

HOWARD M. LIVINGSTON

DIRECTOR



### UNIFORM CRIME REPORTING

P.O. BOX 27047  
RALEIGH, NORTH CAROLINA 27601  
TELEPHONE: 919/733-3171

ANNUAL REPORT — JANUARY-DECEMBER 1976





**RUFUS L. EDMISTEN**  
*Attorney General*  
State of North Carolina

### **FOREWORD**

As the Attorney General of North Carolina, I am exposed to a great deal of information about various types of crime and concepts of punishment, rehabilitation and trial theory but as a citizen of North Carolina I too have become apprehensive about the level of crime and violence that surrounds us all. The news media reports daily on the latest brutal slaying, a malicious assault, the flim-flam of a local citizen, or the robbery of a local grocery. However, due to a lack of truly reflective criminal statistics, neither members of the public nor criminal justice officials have been able to understand the nature of crime or the real level of criminal activity throughout the entire state.

Since 1973 a Statewide Uniform Crime Reporting Program has been operational in North Carolina. This program is administered by the Police Information Network, a division of the North Carolina Department of Justice, which has a functioning computer system and excellent rapport with the State's local law enforcement agencies.

With the program only four years old, we have attained a high degree of cooperation from local law enforcement officials. I am extremely pleased with the voluntary efforts made to sustain a sound Uniform Crime Reporting System. As a result, this annual report has been compiled and is, in my opinion, a testimonial to the progressive outlook of North Carolina law enforcement officials and their desire to achieve an even higher degree of professionalism.

It is my sincerest hopes that by public awareness of the overall level of crime action may be taken on a local level to curtail the rise of crime. Of the seven index crimes, six reflected decreases over 1975. Violent crimes as a group decreased over seven percent. Larceny was the only index crime to reflect an increase over 1975. Crimes of larceny rose thirteen percent over 1975 and due to the volume of larceny alone the total volume of reported crime rose four percent. These statistics reflect the efforts that have been made by criminal justice officials and citizens alike to stop crime. Utilizing the information contained on this publication and working together we may be able to finally come to grips with crime as a social problem.

We are proud to be among those States operating a Statewide Uniform Crime Reporting Program. I have committed the Police Information Network to continue its cooperative efforts with local law enforcement agencies and to continue the development of the Uniform Crime Reporting Program thereby improving the processes of the Criminal Justice System in North Carolina.

**RUFUS L. EDMISTEN**  
*Attorney General*

# Law Enforcement Code of Ethics

**As a Law Enforcement Officer**, my fundamental duty is to serve mankind; to safeguard lives and property; to protect the innocent against deception, the weak against oppression or intimidation, and the peaceful against violence or disorder; and to respect the Constitutional rights of all men to liberty, equality and justice.

**I will** keep my private life unsullied as an example to all; maintain courageous calm in the face of danger, scorn, or ridicule; develop self-restraint; and be constantly mindful of the welfare of others. Honest in thought and deed in both my personal and official life, I will be exemplary in obeying the laws of the land and the regulations of my department. Whatever I see or hear of a confidential nature or that is confided to me in my official capacity will be kept secret unless revelation is necessary in the performance of my duty.

**I will** never act officiously or permit personal feelings, prejudices, animosities or friendships to influence my decisions. With no compromise for crime and with relentless prosecution of criminals, I will enforce the law courteously and appropriately without fear or favor, malice or ill will, never employing unnecessary force or violence and never accepting gratuities.

**I recognize** the badge of my office as a symbol of public faith, and I accept it as a public trust to be held so long as I am true to the ethics of the police service. I will constantly strive to achieve these objectives and ideals, dedicating myself before God to my chosen profession . . . law enforcement.



**HOWARD M. LIVINGSTON**  
*Director*  
Police Information Network

Since 1973 law enforcement agencies throughout North Carolina have voluntarily submitted information on crimes committed in their areas of responsibility to the Police Information Network (PIN). The information and statistics presented in this report is an assessment of the statewide crime problem and was compiled from the monthly Uniform Crime Reports (UCR) submitted to PIN by North Carolina Law Enforcement Agencies for the year 1976. For this reason it is appropriate that this annual report be dedicated to you, the law enforcement officers and public officials whose diligence, interest, and co-operation has allowed for the successful operation of the North Carolina UCR Program.

This year I am delighted that the Police Information Network has been able to open new doors in the publication of this report. For the first time since our initial report of 1973, arrest data has been chronicled in this issue thus enabling all law enforcement officials to clearly define the problem areas and the age groups associated with each area.

The staff of the Police Information Network has verified the data in this publication for accuracy and completeness to the best of their ability. I sincerely hope that this publication will prove useful in attempting to curtail the serious problem of crime in our state.

I would like to personally extend my thanks to all of those law enforcement officials whose participation in the Uniform Crime Reporting Program make this publication a reality.

## **DEDICATION**

This book is dedicated to all law enforcement officers and in particularly to those law enforcement officers who lost their lives in the performance of duty while endeavoring to uphold the laws and serving the citizens of North Carolina in the interest of all mankind. The following men gave their lives to this cause in 1976 on the dates specified.

**Detective Larry Douglas Bullock**  
**Durham Police Department**  
**Durham, N. C.**  
**April 29, 1976**

**Chief Andrew Williams**  
**Saluda Police Department**  
**Saluda, N. C.**  
**September, 1976**

**Assistant Chief Lennue Hammonds**  
**Fair Bluff Police Department**  
**Fair Bluff, N. C.**  
**October 15, 1976**

# TABLE OF CONTENTS

	PAGE
I. NORTH CAROLINA UNIFORM CRIME REPORTING PROGRAM, ANNUAL REPORT, 1976 .....	3
A. Introduction .....	4
B. Field Representation .....	4
C. Uniform Crime Reporting Districts .....	4
D. Contributing Agencies and Population .....	5
E. Reporting Procedure .....	6
F. Verification Procedures .....	6
G. Statistical Feedback .....	7
H. Limitations of a Uniform Crime Reporting Program .....	7
I. UCR System Flow .....	10
II. NORTH CAROLINA CRIME INDEX OFFENSES .....	11
A. The Index of Crime .....	12
B. Crime Index Offenses By Month .....	12
C. North Carolina Index Offense Crime Clock .....	13
D. North Carolina Index Offense Crime Clocks (6 month comparison) .....	14
E. North Carolina Index Offense Crime Clock (offense occurrence frequency) ...	15
F. High Crime Counties .....	16
G. MURDER .....	17
F. FORCIBLE RAPE .....	23
I. ROBBERY .....	35
1. Bank Crime Statistics .....	38
J. AGGRAVATED ASSAULT .....	41
K. BURGLARY .....	45
L. LARCENY .....	49
M. MOTOR VEHICLE THEFT .....	53
III. NORTH CAROLINA CRIME INDEX OFFENSES BY CONTRIBUTORS .....	57
IV. NORTH CAROLINA TYPE AND VALUE OF PROPERTY STOLEN AND RECOVERED ..	75
A. Value of Property Stolen and Recovered by Month .....	76
B. Value of Property Stolen and Recovered by Type (Year 1976) .....	78
C. Monthly Value of Property Stolen By Type .....	78
D. Value of Property Stolen By Type: Percent Distribution .....	79
E. Value of Property Stolen By Type of Offense .....	80
F. Monthly Value of Property Stolen By Offense .....	81
G. Value of Property Stolen By Offense: Percent Distribution .....	81
V. VALUE OF PROPERTY STOLEN AND RECOVERED BY CONTRIBUTOR .....	83
VI. UNIFORM CRIME REPORTING PROGRAM SUMMARY .....	101
A. Index Crimes Reported By Month .....	102
B. Violent Crime .....	103
C. Property Crime .....	104
D. Distribution and Clearance Rates for 1974 Index Offenses .....	105
E. Analysis of 1976 Index Offenses Cleared .....	106
F. Crime Rate Calculation (State) .....	107
VII. NORTH CAROLINA ARREST DATA .....	109
A. Arrest By Offense and Age Categories .....	110
B. Distribution of Arrest .....	112
C. Total Arrest by Sex .....	113
D. Total Arrest By Race .....	114
E. Drug Arrest in North Carolina .....	115
VIII. NORTH CAROLINA LAW ENFORCEMENT OFFICERS ASSAULTED .....	123
IX. LAW ENFORCEMENT EMPLOYEE DATA, 1976 .....	131

X.	UCR HIGHLIGHTS—1975 and 1976 .....	141
A.	Comparative Contributor History .....	142
B.	Comparative Population Coverage .....	142
C.	Crime Index Offenses and Percent Change .....	143
D.	Values Stolen and Recovered 1975 and 1976 .....	143
E.	Arrest Totals and Percent Change by Offense .....	144
F.	County 1975 and 1976 Arrest Totals by Offense .....	146
XI.	HISTORY OF CONTRIBUTOR PARTICIPATION, 1976 .....	243
XII.	STATEMENT OF POLICY FOR THE RELEASE OF UCR STATISTICAL INFORMATION .....	253

## **CRIME FACTORS**

There are inherent limitations in current crime reporting practices. Of primary importance is the question of how much crime is being reported. Law enforcement agencies are only capable of reporting crimes known to them. In many instances, citizens do not report crimes directly to these agencies but may report them to the prosecuting authorities. A considerable volume of crime is not reported to law enforcement agencies because the victims may consider the offenses against them to be of very little consequence; they believe there is nothing the police can do about them; they fear retaliation from offenders or have shared willingly in such offenses as illegal sex acts, gambling or drug usage. Consequently, information concerning some offenses is never entered in the present statistical reporting system. A national survey conducted for the President's Commission on Law Enforcement and Administration of Justice indicates that half the victimizations are not reported to law enforcement authorities.

The information collected for this report is the most accurate crime information currently available in North Carolina. Caution should be exercised, however, in making direct comparisons of crime and arrest data reported by different law enforcement jurisdictions. Likewise, when comparing offense and arrest data, the reader should keep in mind that crimes relate to events while arrests relate to persons. A single criminal act may involve several crimes, several offenders, and several victims.

Set forth below are some additional conditions which will, by type and volume, affect the crime that occurs from place to place. These same conditions will also affect the amount of crime actually reported.

1. Density and size of the community population and metropolitan areas of which it is a part.
2. Composition of the population with reference particularly to age, sex, and race.
3. Economic status and mores of the population.
4. Relative stability of population including commuters, seasonal, and other transient types.
5. Climate, including seasonal weather conditions.
6. Educational, recreational, and religious characteristics.
7. EFFECTIVE STRENGTH OF THE POLICE FORCE.
8. STANDARDS GOVERNING APPOINTMENT TO THE POLICE FORCE.
9. POLICIES OF THE PROSECUTING OFFICIALS AND THE COURTS.
10. ATTITUDE OF THE PUBLIC TOWARDS LAW AND ENFORCEMENT PROBLEMS.
11. THE ADMINISTRATIVE AND INVESTIGATIVE EFFICIENCY OF THE LOCAL LAW ENFORCEMENT AGENCY INCLUDING THE DEGREE OF ADHERENCE TO CRIME STANDARDS.

Current methods of gathering and reporting offense and arrest data, because they are influenced by many variables, provide a less than complete picture of criminality in our society. However, despite these shortcomings, there is at present no other information system available that will more adequately perform this task.


## STATEWIDE CRIME SUMMARY 1976

---

- There were 206,693 serious crimes (Index Offenses) reported in the State during 1976.
- The crime rate was established at 3,762 victims for every 100,000 permanent inhabitants of the State.
- The number of violent crimes reported in 1976 was 21,423.
- The value of all reported property stolen in the State amounted to more than \$63 million.
- Murders within the family accounted for 28 percent of all the murders in 1976.
- During 1976 there were three North Carolina law enforcement officers killed while in the line of duty and 1,631 officers assaulted.
- Seventy-eight North Carolina banks were robbed during 1976.
- 334,034 arrests were made during 1976.



# I NORTH CAROLINA UNIFORM CRIME REPORTING PROGRAM



# THE NORTH CAROLINA UNIFORM CRIME REPORTING PROGRAM

## INTRODUCTION

In the last several years the FBI has actively encouraged individual states to develop state-wide programs of law enforcement statistics compatible with the national UCR program. These statistical programs have been given impetus by the development of statewide computerized criminal justice information systems, (PIN), of which Uniform Crime Reporting is an integral part.

North Carolina was one of the first states to develop its own statewide program of law enforcement statistics, the North Carolina Uniform Crime Reporting Program.

In January 1973, the Police Information Network, a division of the North Carolina Department of Justice, initially began the collection of monthly Uniform Crime reports from county and municipal law enforcement agencies.

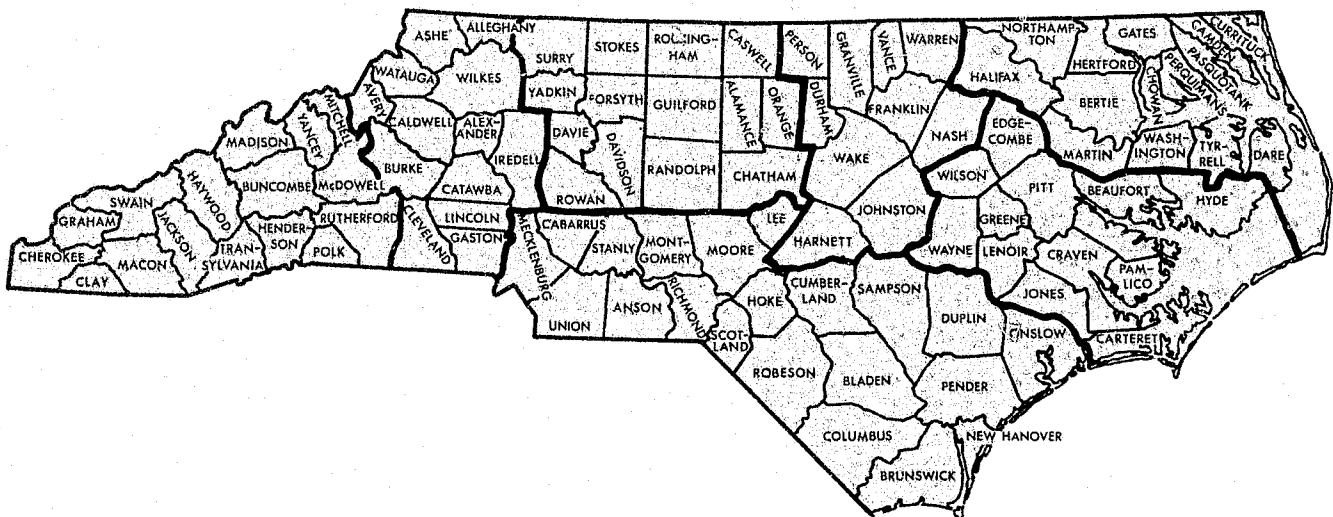
This document is the fourth annual report, presenting statistical information collected and compiled through the year 1976.

## FIELD REPRESENTATION

For Uniform Crime Reporting purposes the Police Information Network divides the State into eight (8) districts. Eight PIN Field Representatives are assigned to assist local agencies in many areas including record practices and crime reporting procedures. The difficult and important task of maintaining close liaison is obvious when it is realized that services now are extended by PIN, through its Field Representatives, to 430 law enforcement agencies of the State. Education of contributors to the program must be a constant operational requirement, if continued system adherence and valid statistics are to be expected.

As an adjunct to the program the Police Information Network offers internal records keeping system assistance to those agencies who request it. Assistance is rendered by the Field Representative who provides the necessary guidance and instruction. The personal contact of the Field Representative and the contributor not only serves as a rapid means to resolve areas of report error, but also provides the Field Representative the opportunity to work in other areas with which the Police Information Network is concerned.

## UNIFORM CRIME REPORTING DISTRICTS



## CONTRIBUTING AGENCIES AND POPULATION

There are currently an average of 367 law enforcement agencies throughout the State contributing monthly directly to the North Carolina Uniform Crime Reporting Program. Each month approximately 94 out of 100 county Sheriff's Departments and 268 out of 330 Police Departments participate.

In addition, State law enforcement agencies (North Carolina State Bureau of Investigation (SBI), North Carolina State Highway Patrol (SHP), North Carolina State Government Security Force (SGSF), Wildlife Protection Division and several Campus Police Departments submit data to the program. Uniform Crime reports received from these agencies represent statistical data covering approximately 96.15 percent of the estimated North Carolina population.

### JANUARY 1, 1976 - DECEMBER 31, 1976

	Total	Police	Sheriff	SHP	SGSF	SBI	Wildlife	Campus PD's	Pop. Cov.
January	372	274	93	1	1	1	1	1	95.33%
February	369	269	95	1	1	1	1	1	96.15%
March	371	271	95	1	1	1	1	1	96.96%
April	368	267	96	1	1	1	1	1	96.87%
May	367	267	95	1	1	1	1	1	96.45%
June	365	266	94	1	1	1	1	1	96.11%
July	371	271	95	1	1	1	1	1	97.23%
August	363	264	94	1	1	1	1	1	95.49%
September	367	268	94	1	1	1	1	1	95.62%
October	368	267	95	1	1	1	1	2	96.22%
November	365	266	93	1	1	1	1	2	95.82%
December	365	266	93	1	1	1	1	2	95.51%
Average	367	268	94	1	1	1	1	1	96.15%

The above table sets forth the number of agencies by type that have participated in the North Carolina Uniform Crime Reporting Program through December 1976. The State Highway Patrol, Wildlife and State Bureau of Investigation are each counted as one agency even though: A) a monthly report is received from the State Highway Patrol and Wildlife reflecting activity in each county and B) a monthly report is received from each Special Agent of the State Bureau of Investigation.

## **REPORTING PROCEDURE**

In the statewide Uniform Crime Reporting Program contributing law enforcement agencies are wholly responsible for compiling their own crime reports and submitting them to the Police Information Network. The Police Information Network in an effort to maintain quality and uniformity in the data received furnishes full-time field representatives who provide training in Uniform Crime Reporting procedures. All contributors also are furnished with the Uniform Crime Reporting Handbook which outlines in detail procedures for scoring and classifying offenses. The Handbook illustrates and discusses the monthly and annual reporting forms as well as the numerous tally sheets made available to facilitate the periodic tabulation of desired data.

A centralized record system is necessary to the sound operation of any law enforcement agency. The record system is an essential basis for crime reporting by the agency. Upon request the Police Information Network makes internal records forms and technical assistance available at no cost to any law enforcement agency. This provides for the establishment or modification of a basic non-automated police records system.

On a monthly basis, law enforcement agencies (police, sheriffs, Highway Patrol, and State Bureau of Investigation) report the number of offenses that became known to them during the month in the following crime categories: murder and non-negligent manslaughter, manslaughter by negligence, forcible rape, robbery, assault, burglary, larceny, and motor vehicle theft. This count is taken from a record of all complaints of crime received by the law enforcement agency from victims, other sources, and/or discovered by officers. Whenever complaints of crime are determined through investigation to be unfounded or false, they are eliminated from the actual count. The number of "actual offenses known" in these crime categories is reported to PIN without regard to 1) whether anyone is arrested for the crime; 2) stolen property recovered; 3) the local prosecutive policy; or 4) any other restrictive consideration. Law enforcement agencies on a monthly basis report the total number of these reported crimes which they clear either by arrest or exceptional means. A separate count of crimes cleared which involve only persons under the age of 18 is shown. The number of law enforcement officers killed and assaulted and the value of property stolen and recovered during the month are reported. Arrests are reported for all criminal acts, except traffic violations, by crime category including the age, sex, and race of each person arrested. Supplementary information concerning pertinent data surrounding homicides is reported.

On an annual basis a report is submitted by each contributor concerning the number of persons formally charged by crime classification and the disposition of such charges. Law enforcement employee data specifically encompasses the number of sworn and other personnel and is collected annually.

## **VERIFICATION PROCEDURES**

An obvious concern in the collection of crime statistics is the validity and uniformity of the data received. With the receipt of monthly reports covering approximately 350 jurisdictions, prepared on a voluntary basis, the problems of attaining uniformity are readily apparent. Issuance of instructions does not complete the role of the Police Information Network. On the contrary, it is standard operating procedure to examine each incoming report not only for arithmetical accuracy but also, and possibly of even more importance, for reasonableness as a possible indication of errors.

Numerous checks and cross checks are used to insure the accuracy of the reports. Errors of a minor nature are corrected by the UCR report verifiers without contacting the contributor. Necessary arithmetical adjustments or unusual variations are noted by the UCR verifiers and brought to the attention of the submitting agency by direct contact through a PIN field representative. Upon resubmission to PIN of a corrected return from a field representative, the forms are re-verified. Upon completion of all individual form verification processes summary statistics in various forms are derived.

A great deal of the success of North Carolina's UCR Program to this point has largely been due to the full time field staff assigned to assist local agencies in record practices and crime reporting procedures. Personal contact is invaluable to the accuracy and uniformity of UCR data received.

## **STATISTICAL FEEDBACK**

A particularly important aim of North Carolina's UCR Program is statistical "Feedback" to contributors. Data will be analyzed and returned to the contributor on a statewide level with the annual report. The contributors will then possess detailed information showing crime trends within their jurisdiction, comparisons with departments of similar size, comparisons with departments whose jurisdictions represent a similar population density, etc. In addition to a published report, statistical information will be made available in the form of periodic trend releases. The Police Information Network is planning the further automation of UCR with the intention of providing regular monthly statistical reports to contributors. This will provide for timely response to statistical requests.

Data collected will be forwarded by the Police Information Network to the Federal Bureau of Investigation on a monthly and annual basis. This is for inclusion in national crime reports.

## **LIMITATIONS OF A UNIFORM CRIME REPORTING PROGRAM**

Information currently collected by the North Carolina Program is generally the same as that gathered by the national system, and the methods of classifying and scoring offenses and arrests are the same. This readily enables comparisons with other states and the Nation, but the information gaps present in the national program are also inherent in North Carolina's system.

Development of the current nationwide Uniform Crime Reporting Program began more than forty years ago. In 1930, crime counts were first requested from local police departments, with the Federal Bureau of Investigation designated by Congress to collect, compile, and analyze these statistics. The Committee on Uniform Crime Records of the International Association of Chiefs of Police played a primary role in the origin and development of the UCR Program and, to this day, serves in a strong advisory capacity. Standardized offense classifications and scoring procedures to insure uniformity and consistency of data are the keynote of the reports. All of the Uniform Crime Reports have been designed so that they are a by-product of information that a law enforcement agency should routinely compile for its own efficient administration and performance. The underlying philosophy and focus is and always has been oriented toward police statistics for use by law enforcement agencies, but the unique nature of the program makes the data invaluable for use by elected officials and the American public.

The Uniform Crime Reporting Program has been subject to much criticism during its history and, while many of these commentaries have been valid, at least some of the shortcomings are understandable when it is remembered that the program has been developed to furnish management information for use primarily by law enforcement agencies. The Uniform Crime Reports are not a court or corrections statistical program. They are not designed to furnish an overview of the workings of our entire criminal justice system, nor are they able to give the complete picture of law enforcement activity. The main goal of the UCR Program is to furnish police administrators with a measure of their activities and operational problems as indicated by the number of reported offenses, arrests, clearances, and the like.

Therefore, much of the criticism of the UCR Program itself is weakened when its stated primary purpose is kept in mind. Uniform Crime Reports data are the best crime information currently available since they reflect the key events (criminal offenses) that set in motion the various phases of our criminal justice process. The number of arrests, prosecutions, or convictions, while capable of more precise measurement, nevertheless is less indicative of the amount and nature of crime because such data is further removed from the original event. But, because the Uniform Crime Reporting Program is the only recurring crime and arrest reporting program operating on a national level, of necessity it serves as the base for assessing the many significant information gaps at the input end of the criminal justice system.

A first step in the control of crime is to ascertain the true dimensions of the problem. However, present statistics as gathered by the UCR Program measure neither the real incidence of crime nor the full amount of economic loss to victims. Information regarding number of offenses and clearances is collected only for the seven Part I crimes. Value and type of property stolen and recovered data is requested only for property stolen in Part I offenses. For the Part II offenses (except non-aggravated assault), the only information submitted is the number of arrests for these

crimes according to the age, sex, and race of the subject. Consequently, there is no record of the actual number of these offenses occurring, nor is there a calculation made for property loss, as in cases of arson, vandalism, and embezzlement.

Moreover, in recent years the Uniform Crime Reporting system has taken no account of the price inflation so prevalent in our economy. During 1972, one of the seven Index offenses was larceny \$50 and over in value and, between the two years 1960 and 1970, the number of these major thefts nationwide displayed a greater percentage increase than did any other Index crime. Furthermore, the numerical increase in these thefts between 1960 and 1970 amounted to 35 percent of the total increase in the level of Index crimes between the two years. But, at least a portion of these additional thefts may be accounted for by the fact that, during a period of rising prices, there are simply more articles above \$50 in value in the possession of our population and subject to the risk of theft. This particular limitation of the Crime Index no longer exists, as in 1973 larceny \$50 and over was replaced with total larceny as an Index offense.

The Crime Index does not explicitly take into account the varying degrees of seriousness of its seven components. Each crime receives the same weight as it is added to the Index. Consequently, an auto theft is counted the same as a murder, and an aggravated assault is weighted equally with an attempted burglary. Any review of crime must consider the volume, rate, and trend of each offense that comprises the Index and the relationship between these seven crimes.

The North Carolina and national Uniform Crime Reporting Programs are designed to measure offenses committed and persons arrested, and difficulty can arise if this distinction is not kept firmly in mind. Crimes relate to events, but arrests relate to persons. Unlike traffic violations where there is usually one event, with one violation and one offender, a single criminal act can involve several crimes, several offenders, and several victims. Relating specific crimes to the criminal, or specific offenses to characteristics of those arrested, is generally beyond the scope of the present Uniform Crime Reporting system.

Clearance rates reflect the proportion of criminal acts that are solved. However, the arrest, charging, and turning over to a court for prosecution, of only one of several offenders involved in a given crime is sufficient for a clearance to be scored. Therefore, clearance rates cannot be viewed as indicating the true degree of criminal apprehension.

Juvenile crime and arrest statistics are also open to question. Many juvenile offenders are handled informally and, as a consequence, inaccurate or incomplete recording of the event or action may result. Procedures for handling juveniles vary between departments much more so than in the case of adult offenders. Furthermore, the degree of juvenile involvement in solved offenses is probably seriously understated because juvenile participation in clearances is recorded only when juveniles are exclusively involved. When both adults and juveniles are subjects in a clearance, the juvenile participation is not reported.

Superficial conclusions are sometimes drawn from the UCR crime and arrest data, in particular when attempting to make comparisons between jurisdictions, because all factors that have an impact on crime problems are not measured or explicitly considered by this program. Municipal ordinances, local criminal justice administrative policies, efficiency and thoroughness of record keeping, and Uniform Crime Reporting proficiency and practices all affect the amount of crime and arrests reported. Furthermore, socio-economic conditions and the characteristics and attitudes of the local population influence the magnitude and nature of criminal behavior in a community.

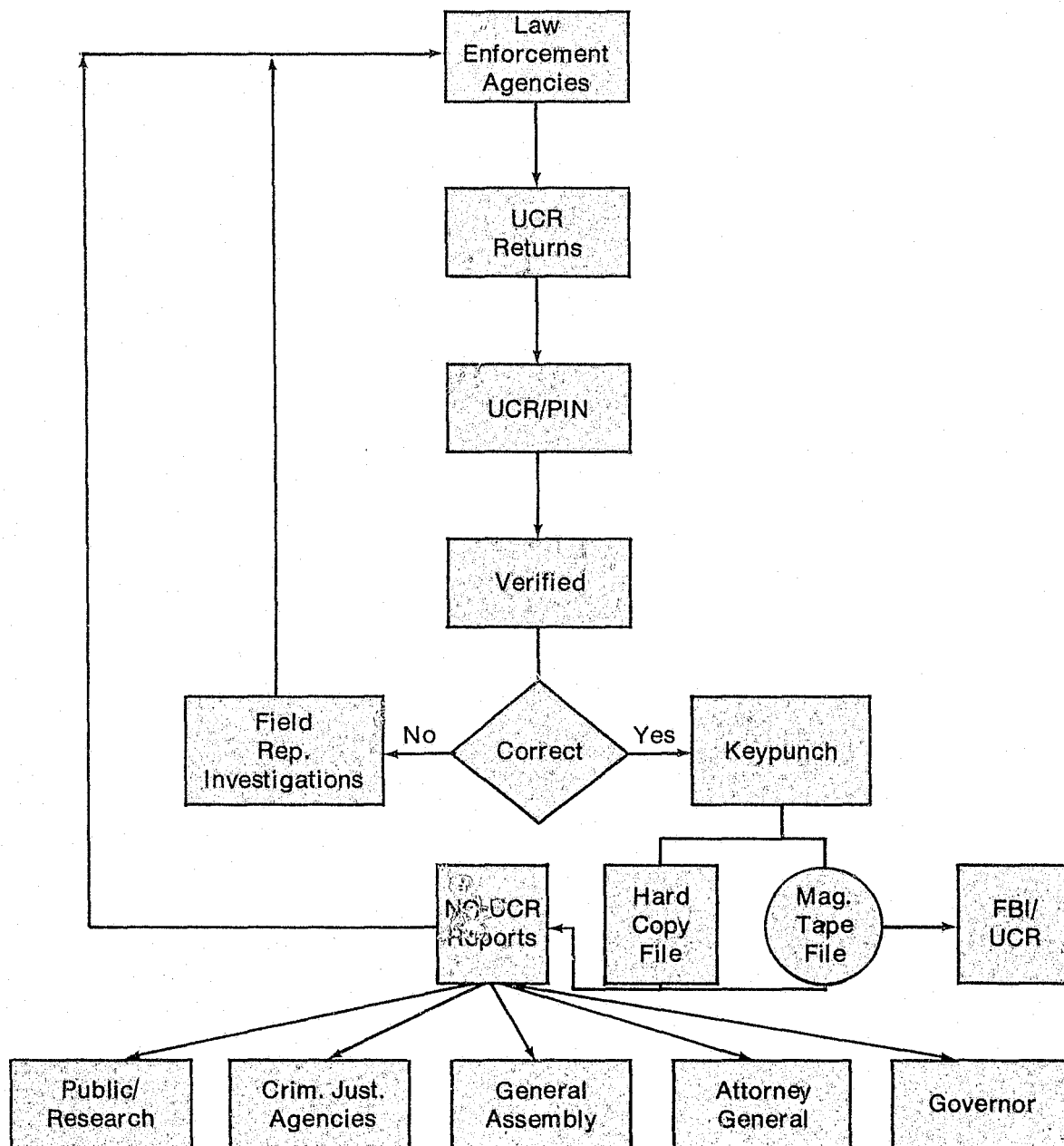
The preceding comments should not be viewed as an indictment of the Uniform Crime Reporting Program which, admittedly, is designed for the operational requirements of law enforcement agencies. While current methods of gathering and reporting crime and arrest data provide a less than complete picture of criminality in our society, there is at present no other information system in general use that will more adequately perform this task. Many of the same criticisms may be equally applied to existing court and penal statistical information systems. For, in actuality, consistent data is not available with which to accurately assess the operation and problems of our

\* *Criminal Victimization in the United States: A Report of a National Survey*, 1967, pp. 41-43.

criminal justice system. Deficiencies in information are apparent: the passage of time cannot be accounted for, and hence the degree of economy and swift justice cannot be measured; the true degree of recidivism, or recurring criminal behavior, cannot be measured. Lacking data concerning dispositions at various levels of the criminal justice system, or the number of subjects passed through succeeding legal statuses, the efficiency of the process cannot be realistically evaluated. However, these information gaps will never be surmounted if we continue to view our "police", "judicial", and "correctional" statistical information systems as independent from each other. What is required is a "criminal justice" information system, with the offender passing through the criminal justice process being the unit about which all data is gathered. The statewide Offender Based Transaction Statistics System (OBTS) currently being planned for by the Police Information Network, will help to surmount traditional information gaps.

## UCR SYSTEM FLOW

The North Carolina Police Information Network is pleased with the progress of the Uniform Crime Reporting Program to this point notwithstanding the fact that there are many challenges yet to be met. The UCR staff is working vigorously toward achieving a program of excellence in terms of the quality of data submitted; the population coverage represented, the jurisdiction coverage represented, and the value of meaningful statistical feedback and interpretation. To this end the UCR program is committed.






# **II**

# **NORTH CAROLINA CRIME**

# **INDEX**

# **OFFENSES**



## THE INDEX OF CRIME

The crime index offense table can be used to indicate the probable extent, fluctuation, and distribution of crime for the State of North Carolina as a whole, geographic divisions, individual counties, individual cities and towns, and standard metropolitan statistical areas. The measure used is a Crime Index consisting of seven important offenses which are counted as they become known to the law enforcement agencies. Crime classifications used in the Index are: Murder and non-negligent manslaughter, forcible rape, robbery, aggravated assault, burglary—breaking and entering, larceny and motor vehicle theft.

The total number of criminal acts that occur is unknown, but those that are reported to Law Enforcement provide the first means of a count. Not all crimes come readily to the attention of Law Enforcement; not all crimes are of sufficient importance to be significant in an index; and not all important crimes occur with enough regularity to be meaningful in an index. With these considerations in mind, the crimes below were selected as a group to furnish an abbreviated and convenient measure of the crime problem.

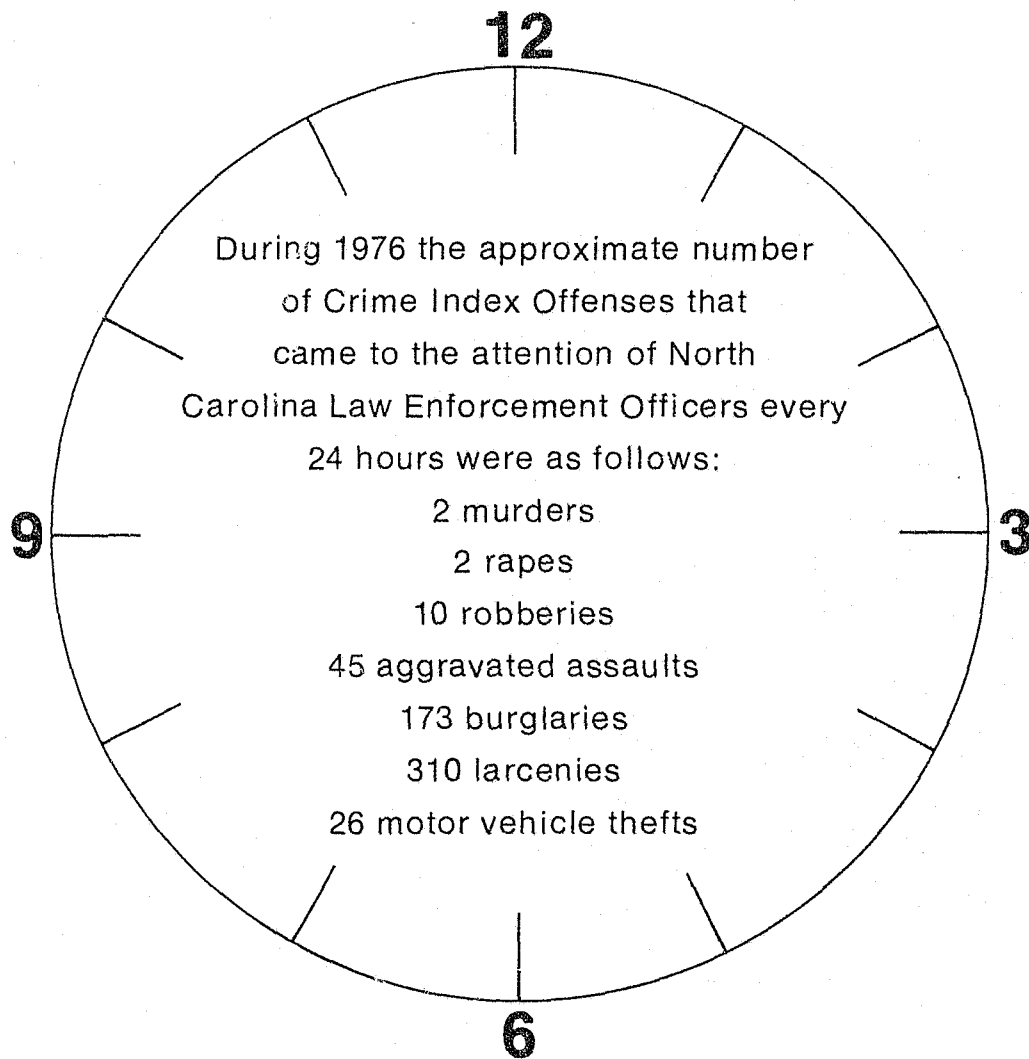
### UNIFORM CRIME REPORTING INDEX OFFENSE DEFINITIONS

1. Murder — The willful killing of another.
2. Rape — The carnal knowledge of a female through the use of force or the threat of force.
3. Robbery — Occurs in the presence of the victim to obtain property or a thing of value from a person by use of force or threat of force.
4. Aggravated Assault — An unlawful attack by one person upon another for the purpose of inflicting severe bodily injury.
5. Burglary — The unlawful entry of a structure to commit a felony or theft, even though no force was used to gain entry.
6. Larceny — The unlawful taking or stealing of property or articles of value without the use of force, violence or fraud.
7. Motor Vehicle Theft — The unlawful taking or stealing of a motor vehicle, including attempts.

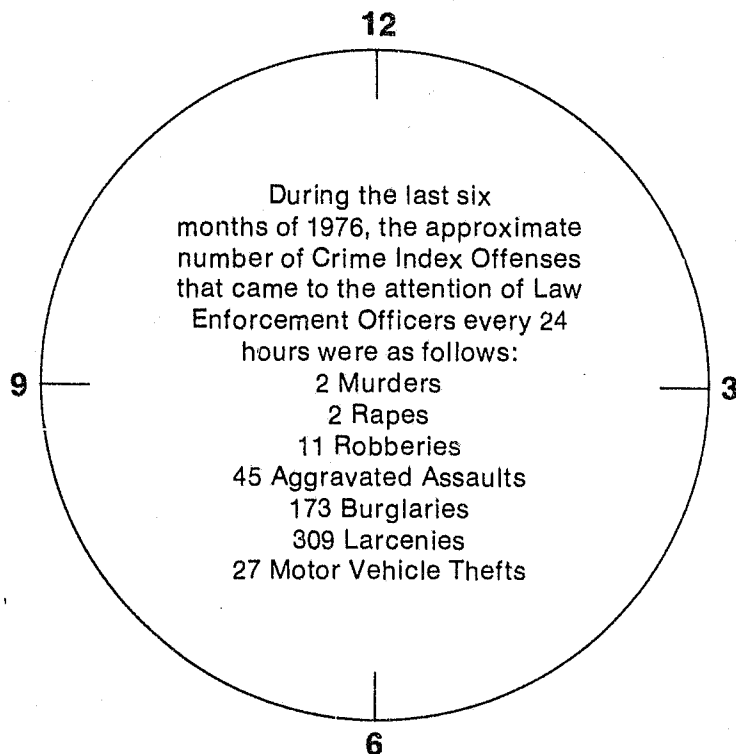
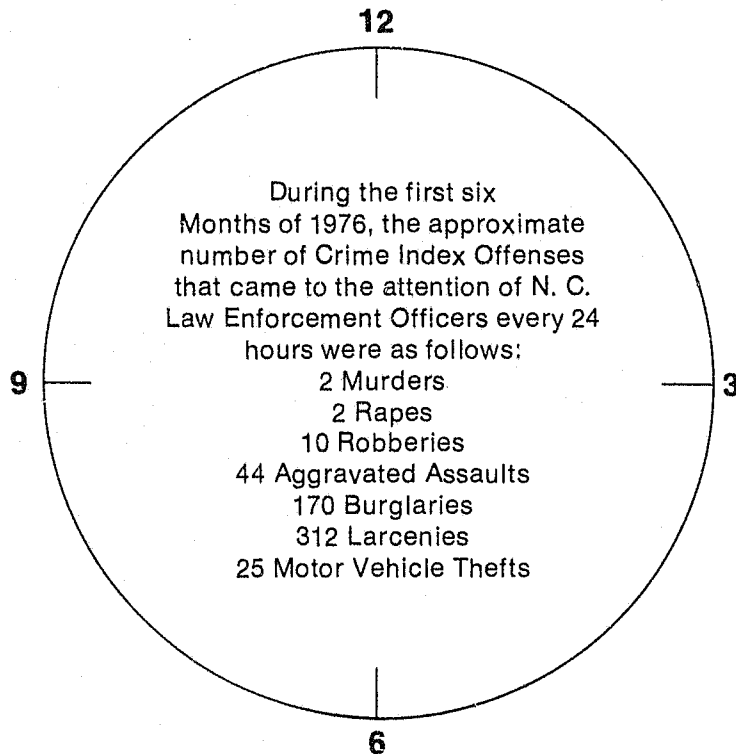
### 1976 CRIME INDEX OFFENSES BY MONTH

	Murder	Rape	Robbery	Agg. Assault	Burglary	Larceny	MV Theft
January .....	51	38	357	1,233	5,899	9,431	761
February .....	39	60	291	1,262	5,391	9,222	774
March .....	52	61	264	1,292	5,001	9,529	698
April .....	70	58	275	1,241	4,901	9,216	732
May .....	43	65	289	1,455	5,028	9,577	801
June .....	42	72	269	1,490	4,769	9,757	830
<b>TOTAL</b>	<b>297</b>	<b>354</b>	<b>1,745</b>	<b>7,973</b>	<b>30,989</b>	<b>56,732</b>	<b>4,596</b>
July .....	54	104	307	1,671	5,133	9,732	914
August .....	41	81	318	1,526	4,988	9,806	799
September .....	51	76	341	1,360	5,336	9,331	818
October .....	59	70	325	1,257	5,237	9,363	788
November .....	45	65	316	1,208	5,301	8,899	763
December .....	42	57	423	1,257	5,569	9,352	824
<b>TOTAL</b>	<b>292</b>	<b>453</b>	<b>2,030</b>	<b>8,279</b>	<b>31,564</b>	<b>56,483</b>	<b>4,906</b>
<b>GRAND TOTAL</b>	<b>589</b>	<b>807</b>	<b>3,775</b>	<b>16,252</b>	<b>62,553</b>	<b>113,215</b>	<b>9,502</b>
<b>MONTHLY AVERAGE</b>	<b>49</b>	<b>67</b>	<b>315</b>	<b>1,354</b>	<b>52,120</b>	<b>9,435</b>	<b>792</b>


# NORTH CAROLINA CRIME CLOCK



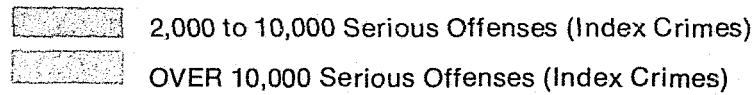
# NORTH CAROLINA CRIME CLOCKS



# NORTH CAROLINA CRIME CLOCKS

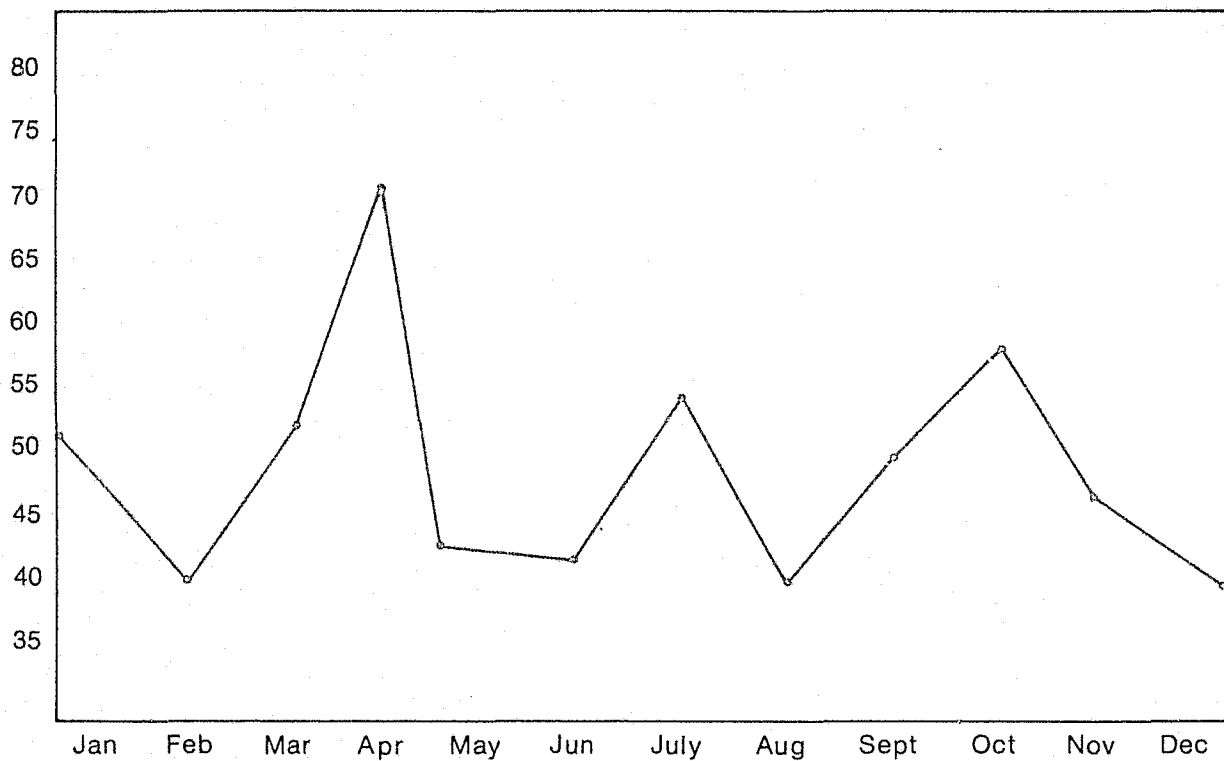


## 16





# MURDER



The Crime Index offense of murder is defined as the willful killing of another. The classification in this offense, as in all other Crime Index offenses, is based solely on police investigation as opposed to the determination of a court, medical examiner, coroner, jury, or other judicial body.

In 1976, there were 598 murders reported in North Carolina. This figure represents a decrease of 12.44% from last year's 683 reported offenses. Of those 598 offenses, nine were justifiable or unfounded leaving 589 actual offenses of murder.

An analysis of murder by month in 1976, shows no particular season of the year that experienced the greatest frequency of occurrence.

Throughout the State, law enforcement agencies continue to be successful in clearing or solving by arrest a greater percentage of murders than any other Crime Index offense. In 1976, 90.83 percent of the murders were cleared.



# MURDER

Murder is defined as the unlawful killing of a human being. Any death due to a fight, argument, quarrel, assault or commission of a crime is included. Traffic deaths, caused by the negligence of someone other than the victim are not included here but are counted under manslaughter. Attempts to kill and assaults to kill are scored as aggravated assaults and not as murder. Suicides, accidental deaths, and justifiable or excusable homicides are also excluded.

The law enforcement agencies which participate in Uniform Crime Reporting cooperate in providing additional information regarding homicide so that a more indepth analysis of this offense can be made. Through a supplemental reporting system, information is provided regarding the age, sex, and race of the victim; the weapon used in the murder; and the circumstances surrounding the offense. These tables reflect actual offenses as well as the victims of justifiable homicides.

As illustrated in the following table, the victims of murder during 1976 were male in approximately 8 out of 10 instances. Approximately 37 out of 100 murder victims were white, 61 were Negro, and 2 Indian. The largest number of murders occuring in any ten year age bracket was the 20 to 29 group which contained approximately 3 out of every ten murder victims.

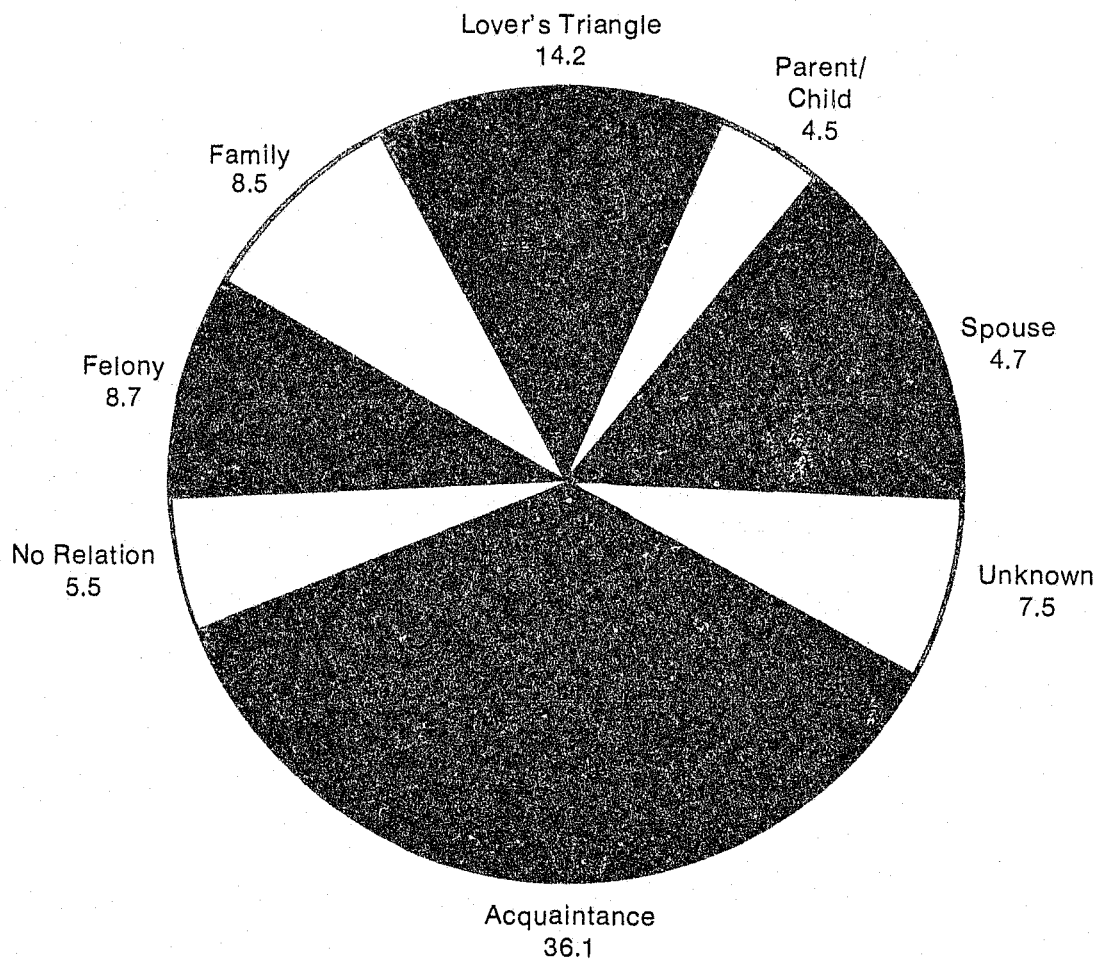
**MURDER VICTIMS BY AGE, SEX, AND RACE**

AGE	NUMBER	% DISTRIBUTION
Under 1	3	.5
1-5	9	1.5
6-10	3	.5
11-14	3	.5
15-19	39	6.5
20-24	84	14.0
25-29	92	15.4
30-34	70	11.7
35-39	73	12.2
40-44	46	7.7
45-49	55	9.2
50-54	37	6.2
55-59	19	3.2
60-64	24	4.0
65-69	13	2.2
70-74	12	2.0
75 & Over	6	1.0
Unknown	10	1.7
<b>TOTAL</b>	<b>598</b>	<b>100.0</b>
Male	457	76.4
Female	141	23.6
<b>TOTAL</b>	<b>598</b>	<b>100.0</b>
White	220	36.8
Negro	364	60.9
Indian	11	1.8
Unknown or Other	3	.5
<b>TOTAL</b>	<b>598</b>	<b>100.0</b>

# MURDER

Percent Distribution of Relationship of Offender to Victim

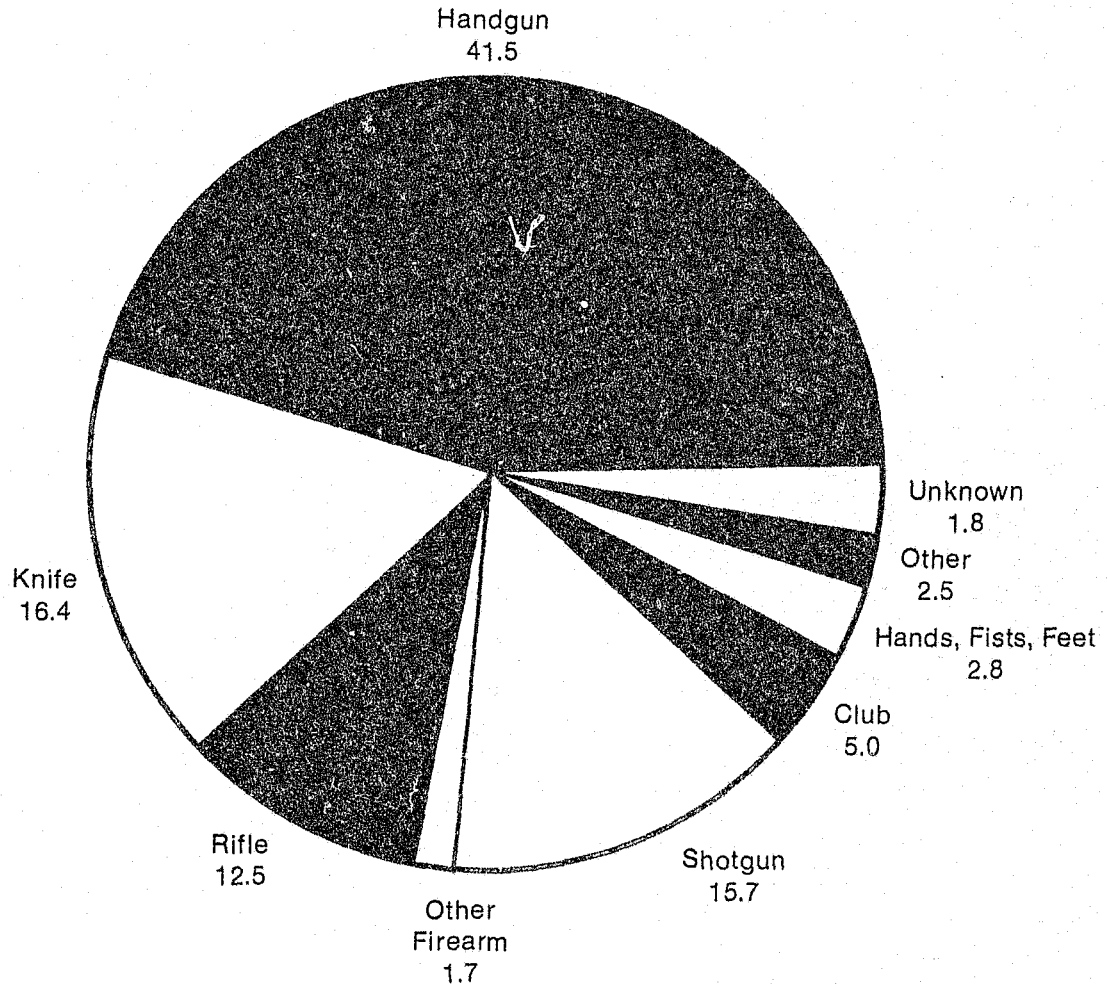
<u>RELATIONSHIP</u>	<u>NUMBER</u>	<u>% DISTRIBUTION</u>
Spouse	88	14.7
Parent/Child	27	4.5
Lover's Triangle	85	14.2
Family (Not Spec.)	51	8.5
Felony	53	8.7
Acquaintance	216	36.1
No Relationship (Strangers)	33	5.5
Unknown	45	7.5



# MURDER

The chart below illustrates the percent distribution by type of weapon used in the commission of murder in North Carolina in 1976. During 1976, firearms predominated as the weapon most often used in homicide in North Carolina. Firearms were used in approximately 7 of every 10 murders. Statewide, 71.4 percent of the homicides were committed through the use of firearms, 41.5 percent being committed with handguns. Cutting or stabbing weapons were used in 16.4 percent of the murders in the State. "Other" weapons included pillows, gasoline, ropes, belts and an automobile.

PERCENT DISTRIBUTION BY TYPE OF WEAPON

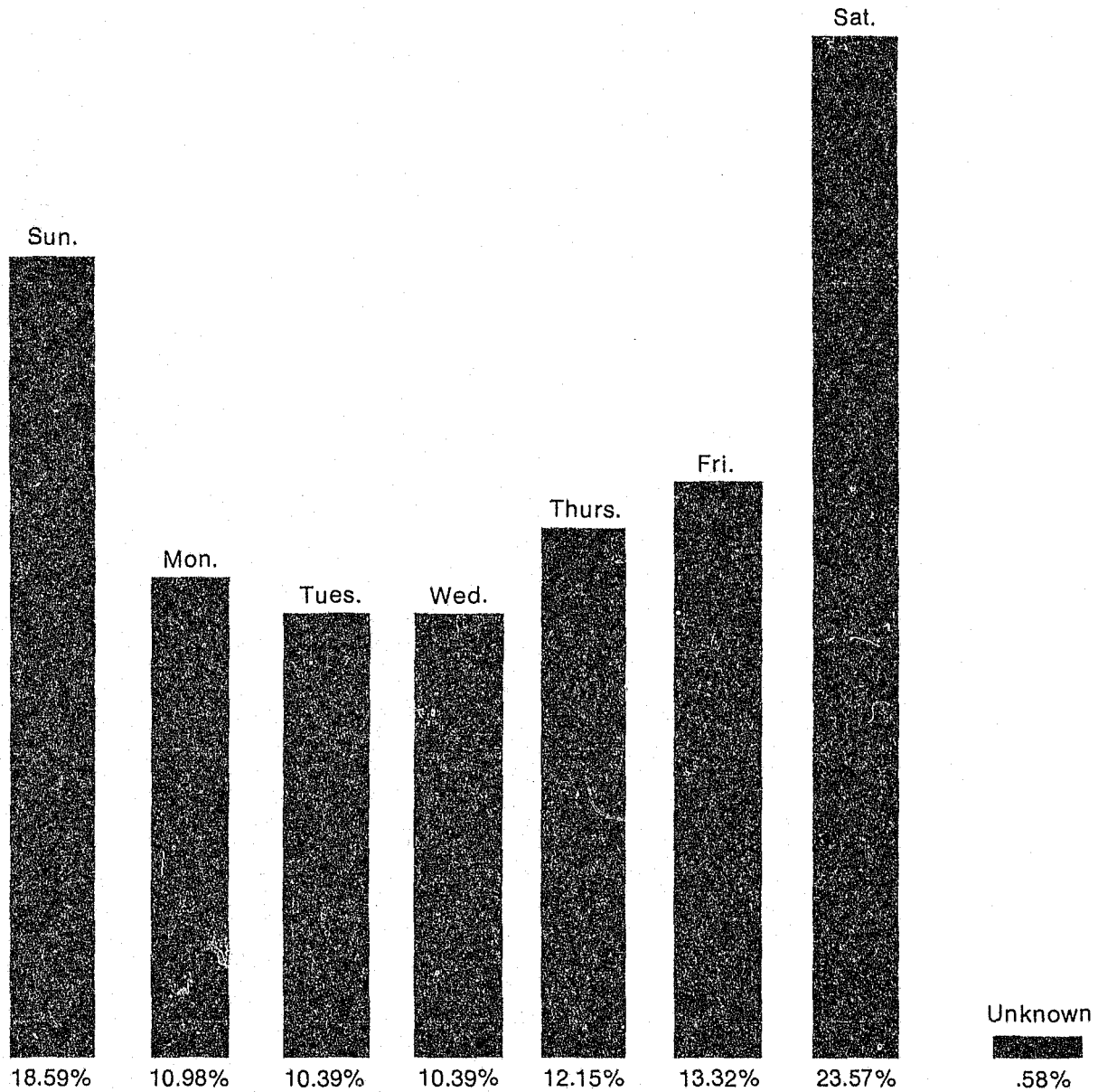


TYPE	NUMBER	% DISTRIBUTION
Handgun	248	41.5
Shotgun	94	15.7
Rifle	75	12.5
Other Firearm	10	1.7
Knife	98	16.4
Club	30	5.0
Hands, Fists, Feet	17	2.8
Other	15	2.5
Unknown	11	1.8

Percent distribution may not be equal to 100.0% due to rounding.

# MURDER

## PERCENT DISTRIBUTION BY DAY OF WEEK

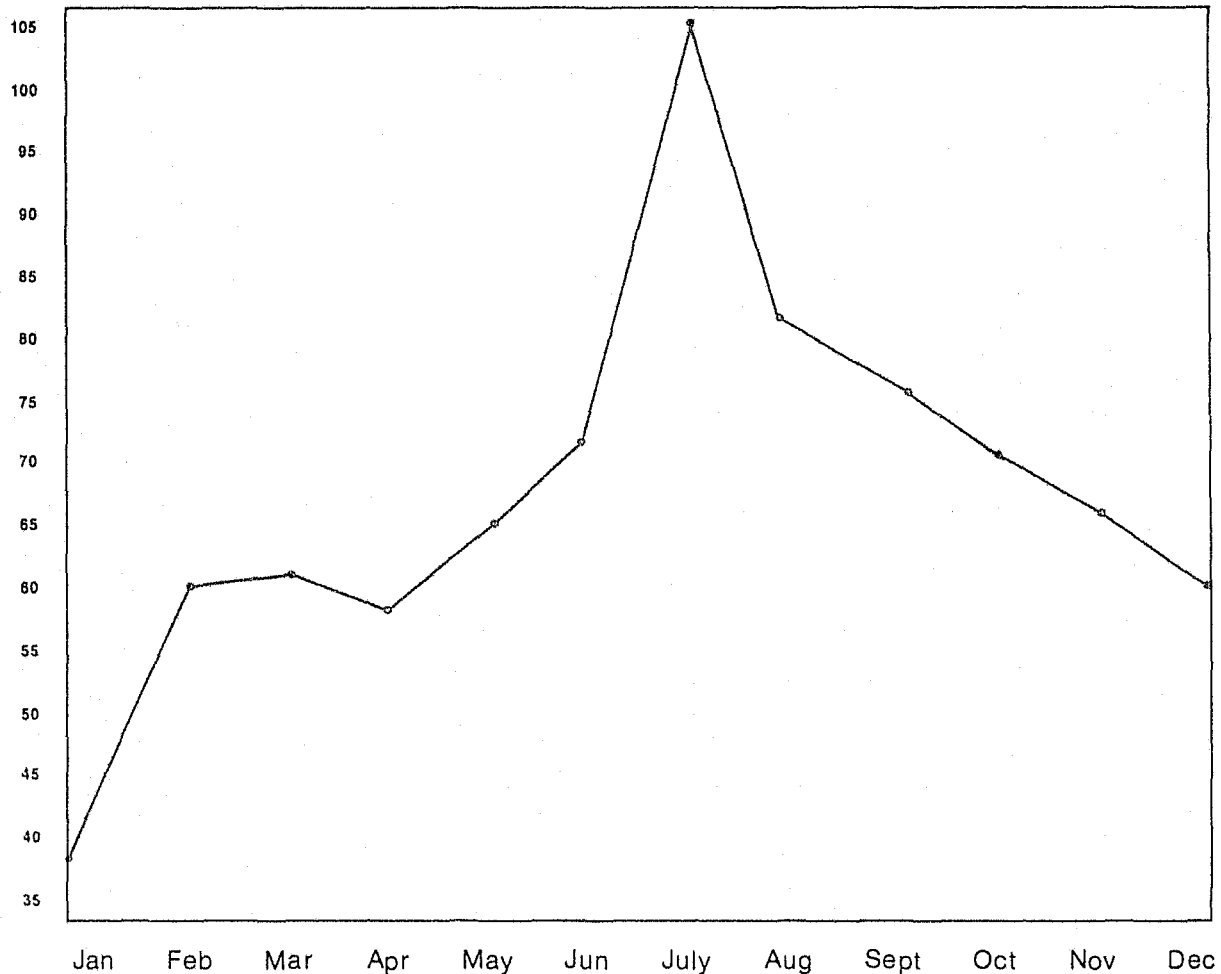


DAY	NUMBER	% DISTRIBUTION
Sunday	114	19.1
Monday	76	12.7
Tuesday	66	11.0
Wednesday	61	10.2
Thursday	61	10.2
Friday	84	14.0
Saturday	133	22.2
Unknown	3	.5
Total	598	100.0

Percent distribution may not be equal to 100% due to rounding.



# FORCIBLE RAPE



Forcible rape is defined as the carnal knowledge of a female through the use of force or the threat of force. Assaults to commit forcible rape are also included; however, statutory rape (without force) is counted in this category.

In 1976, there were 807 offenses of rape reported in North Carolina. This figure reflects a decrease of 5.3% from the reported 852 rapes of 1975.

The month to month variations of the occurrence of rape in 1976, show that the months of July, August and September have the greatest frequency of rape as compared to any other months of the year.

Of the total number of rapes reported in 1976, 69.4 percent were cleared by arrest or exceptional means.

# FORCIBLE RAPE



# RAPE

N.C. General Statutes 14-21

It is unlawful for any male person to achieve penetration in the act of sexual intercourse either of any female under twelve years of age, or of any female by force and against her will.

First Degree Rape: requires one of the following elements:

- a. if the girl is under twelve by a male over sixteen
- b. use of a deadly weapon
- c. severe bodily injury

Second Degree Rape:

- a. all others not included in First Degree Rape

## RAPE AND THE LAW ENFORCEMENT OFFICER

As a law enforcement officer investigating the crime of rape, remember that the most important aspect of handling a rape victim is *EXPLANATION*. The victim of a rape is a walking crime scene. In order to attempt an apprehension of the offender as well as an eventual conviction, the full cooperation of the victim is necessary. If the victim is *willing* and *able* to cooperate, your job as a law enforcement officer will be easier. To obtain this cooperation, proper explanation is the one means of opening channels of communication. The victim of a rape has several basic needs. These needs are:

1. to have support
2. to understand what has happened
3. to ventilate
4. to understand what will happen next, (the interrogation, medical examination, court process etc.)

To help the victim fulfil these needs a law enforcement officer should have several goals. These goals are:

1. Show support by helping restore the victim's own self control, by explaining your role and by preparing her for upcoming events.
2. Reduce anxiety. (This can be done by offering a glass of water, food or cigarettes)
3. Help restore self control. (Explain the sequence of events)
4. Win trust. (Be a companion throughout the process of events)

As a law enforcement officer you should always:

1. show your own confident authority
2. show sympathy
3. show support for the victim
4. let her ventilate—but do not force her
5. prepare and predict—explain the sequence of events
6. do not judge the victim
7. let the victim make her own decision—lay out all the options
8. make sure she has transportation
9. follow up after the investigation so she is aware of the medical and legal steps to be taken

Explanation is the key to the proper investigation of a rape. Simple explanation creates an environment of trust and guidance, thus making the decision making process of the victim easier to deal with. Always establish rapport. This lays the foundation for mutual cooperation. The primary function of an officer is apprehension and conviction. To achieve this end result, proper interview techniques should be utilized as well as the proper collection of needed evidence and the establishment of a good chain of possession of all collected evidence. Remember,



without the victim's willingness and ability to cooperate and the collection of the proper evidence, apprehension and conviction are just illusions.

#### **RAPE EVIDENCE COLLECTION KIT**

A rape evidence collection kit should be available to medical personnel when the victim is examined. This kit should include:

- a. One plastic speculum
- b. Two packs of sterile swabs
- c. One test tube with screw on top with swabs
- d. Two glass slides
- e. Two envelopes for hair combings
- f. One plastic comb

Store all clothing in paper bags.

"Medical Legal Management of the Rape Victim"; North Carolina Justice Academy.

# FORCIBLE RAPE

During 1976 the Police Information Network collected supplementary information about the offense of rape. During this period there were 600 actual rapes reported as well as an additional 207 attempted rapes. The following preliminary statistics have been compiled on 560 of the actual rapes and 189 attempts in various categories in an effort to provide criminal justice agencies with more insight into the offense of rape.

## ACTUAL RAPES

### Distribution of Intra - Interracial Rapes — Actual

CATEGORY	NUMBER	% DISTRIBUTION
Intraracial	408	72.9
Interracial	125	22.3
Unknown or Mixed *	27	4.8

\* Includes multiple perpetrator cases where offenders were of mixed races.

### Race of Victim — Actual

CATEGORY	NUMBER	% DISTRIBUTION
White	273	48.8
Negro	280	50.0
Indian	3	.5
Mexican	1	.2
Spanish	1	.2
Unknown	2	.4

### Age Group of Victims — Actual

AGE CATEGORY	NUMBER	% DISTRIBUTION
10 and Under	23	4.1
11-15	116	20.7
16-20	175	31.3
21-25	99	17.7
26-30	56	10.0
31-35	24	4.3
36-40	16	2.9
41-45	11	2.0
46-50	10	1.8
51-55	5	.9
56-60	4	.7
61-65	7	1.3
85 and Over	3	.5
Unknown	11	2.0

### Relationship of Victim to Offender(s) — Actual

CATEGORY	NUMBER	% DISTRIBUTION
Acquaintance	47	8.4
Boyfriend	21	3.8
Friend	99	17.7
Date	2	.4
Exboyfriend or husband	2	.4
Friend of Family	4	.7
Neighbor	34	6.1
Father/Stepfather	8	1.4
Brother	1	.2
Brother-in-law	7	1.3
Cousin	4	.7
Son-in-law	1	.2
Uncle	2	.4
Family not specified	1	.2
* Stepdaughter	1	.2
No Relationship	326	58.2

\* Multiple offender situation, stepdaughter arrested for rape under G.S. 14-6.

### Place of Occurrence — Actual

CATEGORY	NUMBER	% DISTRIBUTION
Home of Victim	161	28.8
Home of Offender	37	6.6
Home—Other (friend, relative etc.)	80	14.3
Hotel, Motel	14	2.5
Vacant Lot, Parking Lot (Behind buildings)	20	3.6
Road, Street or Ditch	17	3.0
Car	87	15.5
Building (office, store, school, barn, etc.)	25	4.5
Wooded area, field or park (Includes beach, cemetery)	117	20.9
Unknown	2	.4

### Time of Occurrence — Actual

CATEGORY	NUMBER	% DISTRIBUTION
12:01 - 2:00 a.m.	95	17.0
2:01 - 4:00 a.m.	81	14.5
4:01 - 6:00 a.m.	39	7.0
6:01 - 8:00 a.m.	18	3.2
8:01 - 10:00 a.m.	9	1.6
10:01 - 12:00 a.m.	29	5.2
12:01 - 2:00 p.m.	27	4.8
2:01 - 4:00 p.m.	48	8.6
4:01 - 6:00 p.m.	14	2.5
6:01 - 8:00 p.m.	27	4.8
8:01 - 10:00 p.m.	57	10.2
10:01 - 12:00 p.m.	81	14.5
Unknown	35	6.3

### Day of Week — Actual

DAY	NUMBER	% DISTRIBUTION
Sunday	87	15.5
Monday	59	10.5
Tuesday	65	11.6
Wednesday	63	11.3
Thursday	90	16.1
Friday	67	12.0
Saturday	119	21.3
Unknown	10	1.8

### Inquiry Information — Actual

CATEGORY	NUMBER	% DISTRIBUTION
*Injured	164	29.3
No Injury	387	69.1
Unknown	9	1.6

\* Of those 164 injured, 91 required medical attention due to the severity of a beating or other related problems.

### Alcohol or Drug Influence — Actual

Number of victims under the influence of drugs .....	11
Number of victims under the influence of alcohol .....	83
**Number of victims possibly under the influence of drugs or alcohol .....	98
Number of offenders under the influence of drugs .....	27
Number of offenders under the influence of alcohol .....	112
**Number of offenders possibly under the influence of drugs or alcohol .....	392

\*\* A possibility according to information of authorities.

### Number of Offenders Per Offense

NUMBER OF OFFENDERS	FREQUENCY	% DISTRIBUTION
One	437	78.0
Two	83	14.8
Three	21	3.8
Four	12	2.1
Five	5	.9
Six	1	.2
Over Six	1	.2

### Type of Weapon Utilized — Actual

WEAPON	NUMBER	% DISTRIBUTION
Firearm	56	10.0
Knife or cutting instrument	92	16.4
Club	8	1.4
Other Weapon	5	.9
Unknown	41	7.3
No Weapon	358	63.9

## ATTEMPTED RAPES

### Distribution of Intra - Interracial — Attempts

CATEGORY	NUMBER	% DISTRIBUTION
Intraracial	147	26.3
Interracial	32	5.7
Unknown of Mixed*	10	1.8

### Race of Victim — Attempted

CATEGORY	NUMBER	% DISTRIBUTION
White	110	58.2
Negro	74	39.2
Indian	2	1.1
Vietnamese	1	.5
Unknown	2	1.1

### Age Group of Victims — Attempts

AGE CATEGORY	NUMBER	% DISTRIBUTION
10 and Under	8	4.2
11-15	25	13.2
16-20	56	29.6
21-25	28	14.8
26-30	16	8.5
31-35	12	6.3
36-40	6	3.2
41-45	2	1.1
46-50	5	2.6
51-55	4	2.1
56-60	2	1.1
61-65	1	.5
Over 65	4	2.1
Unknown	20	10.6

### Relationship of Victim to Offender(s) — Attempts

CATEGORY	NUMBER	% DISTRIBUTION
Acquaintance	9	4.8
Boyfriend	8	4.2
Friend	25	13.2
Date	1	.5
Ex-boyfriend or ex-husband	6	3.2
Friend of family	2	1.1
Neighbor	10	5.3
Brother	1	.5
Cousin	1	.5
Son-in-law	1	.5
Grandson	1	.5
No relationship	124	65.6

### Time of Occurrence — Attempts

CATEGORY	NUMBER	% DISTRIBUTION
12:01 - 2:00	23	12.2
2:01 - 4:00	24	12.7
4:01 - 6:00	14	7.4
6:01 - 8:00	3	1.6
8:01 - 10:00	9	4.8
10:01 - 12:00	11	5.8
12:01 - 2:00	12	6.3
2:01 - 4:00	19	10.1
4:01 - 6:00	9	4.8
6:01 - 8:00	16	8.5
8:01 - 10:00	18	9.5
10:01 - 12:00	19	10.1
Unknown	12	6.3

### Day of Week

DAY	NUMBER	% DISTRIBUTION
Sunday	32	16.9
Monday	21	11.1
Tuesday	26	13.8
Wednesday	29	15.3
Thursday	19	10.1
Friday	23	12.2
Saturday	36	19.0
Unknown	3	1.6

### Injury Information — Attempts

CATEGORY	NUMBER	% DISTRIBUTION
*Injured	45	23.8
No Injury	139	73.5
Unknown	5	2.6

\*Of those 45 injured, 20 required medical attention due to the severity of a beating or other related problems.

### Alcohol or Drug Influence — Attempts

Number of victims under the influence of drugs .....	3
Number of victims under the influence of alcohol .....	9
**Number of victims possibly under the influence of drugs or alcohol .....	17
Number of offenders under the influence of drugs .....	4
Number of offenders under the influence of alcohol .....	33
**Number of offenders possibly under the influence of drugs or alcohol .....	97

\*\*A "possibility" according to authorities.

### Number of Offenders Per Offense — Attempts

NUMBER OF OFFENDERS	FREQUENCY	% DISTRIBUTION
One	163	86.2
Two	19	10.1
Three	4	2.1
Four	3	1.6

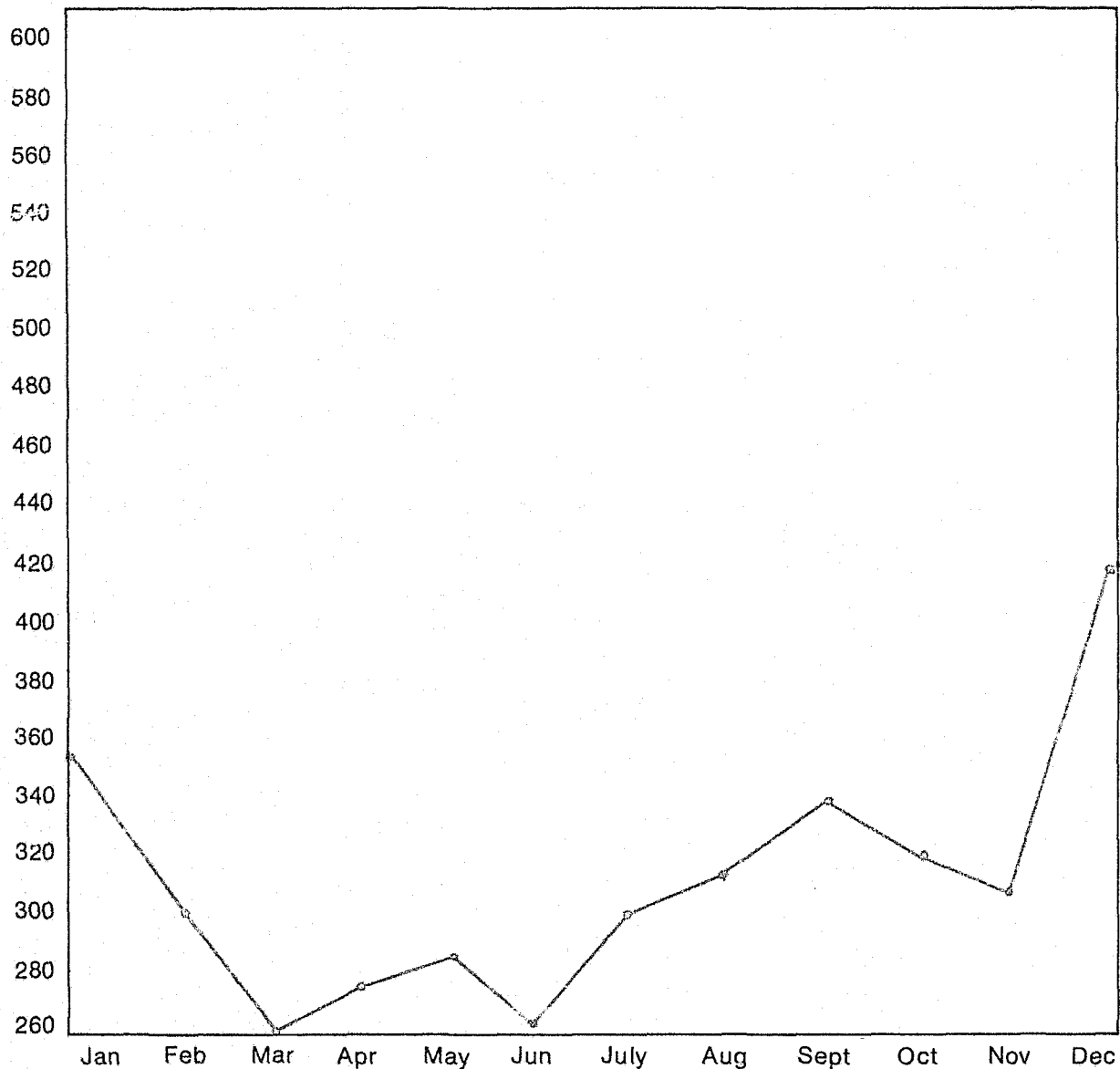
### Type of Weapon Utilized — Attempts

WEAPON	NUMBER	% DISTRIBUTION
Firearm	4	2.1
Knife or Cutting Instrument	23	12.2
Club	2	1.1
Unknown	4	2.1
No Weapon	156	82.5





# ROBBERY



The crime of robbery is a vicious type of crime which takes place in the presence of the victim to obtain property or a thing of value from a person by use of force or threat of force. Assault to commit robbery and attempts are included.

During 1976 there were 3,775 offenses of robbery reported reflecting a decrease of 14.5 percent from the 4,413 offenses reported in 1975. December had the highest number of robbery incidents with 423 reported during the month.

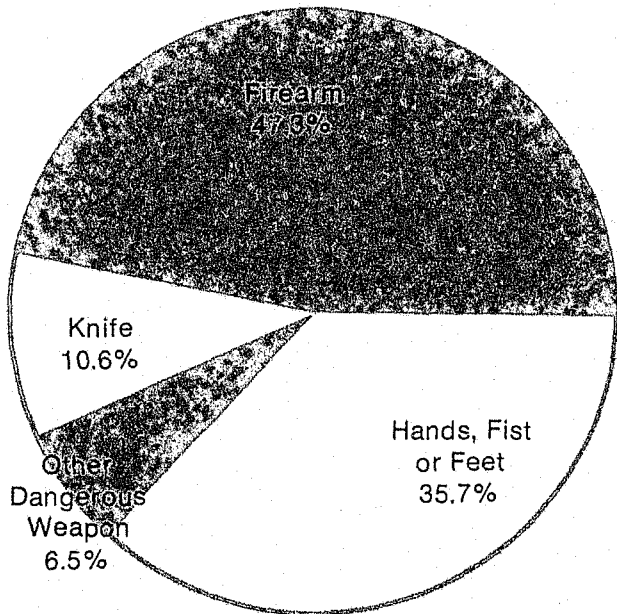
Firearms were utilized in 47.3 percent of the total number of robberies. Strong arm tactics were used in 35.7 percent of the robbery incidents.

The value of property stolen during robberies in 1976, decreased from the 1975 figure with \$1,179,227 reported stolen during the commission of the 3,775 robberies. During 1976, the average value loss to the victim was \$312.00.

Statewide, law enforcement was successful in clearing or solving by arrest 44 percent of the robberies reported.

# ROBBERY

Classification	Number of Offenses	Percent Distribution	Total Value Stolen	Average Value Stolen
Highway .....	1,522	40.32	\$ 234,508	\$ 154
Commercial House .....	519	13.75	\$ 186,563	\$ 359
Gas or Service Station ....	240	6.36	\$ 87,523	\$ 365
Chain Store .....	463	12.26	\$ 146,597	\$ 317
Residence .....	453	12.00	\$ 178,641	\$ 394
Bank .....	65	1.72	\$ 198,012	\$3,046
Miscellaneous .....	513	13.59	\$ 147,383	\$ 287
<b>Total</b>	<b>3,775</b>	<b>100.00</b>	<b>\$1,179,227</b>	<b>\$ 312</b>



TYPE	NUMBER	% DISTRIBUTION
Firearm	1785	47.3%
Knife or Cutting Instrument	399	10.6%
Other Dangerous Weapon	244	6.5%
Hands, Fists or Feet	1347	35.7%
<b>TOTAL</b>	<b>3775</b>	<b>100.0%</b>

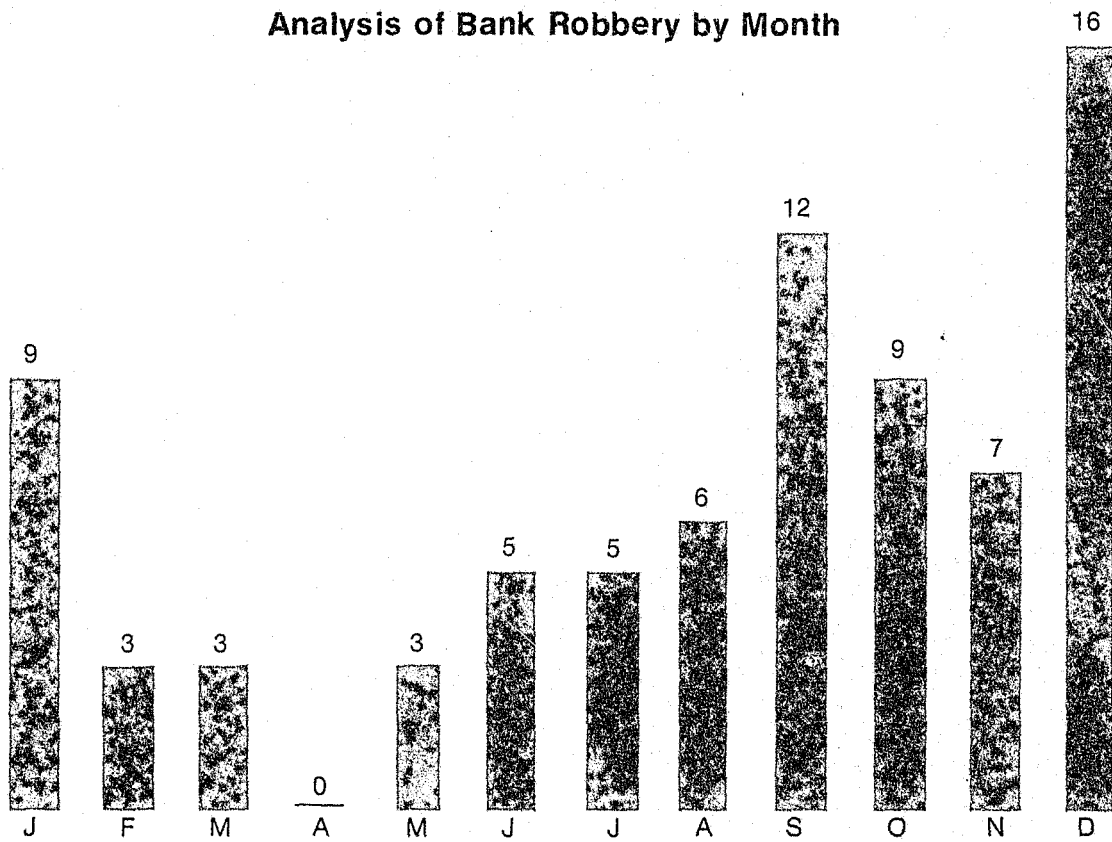
Percent distribution may not be equal to 100.00 due to rounding.

# BANK CRIME STATISTICS

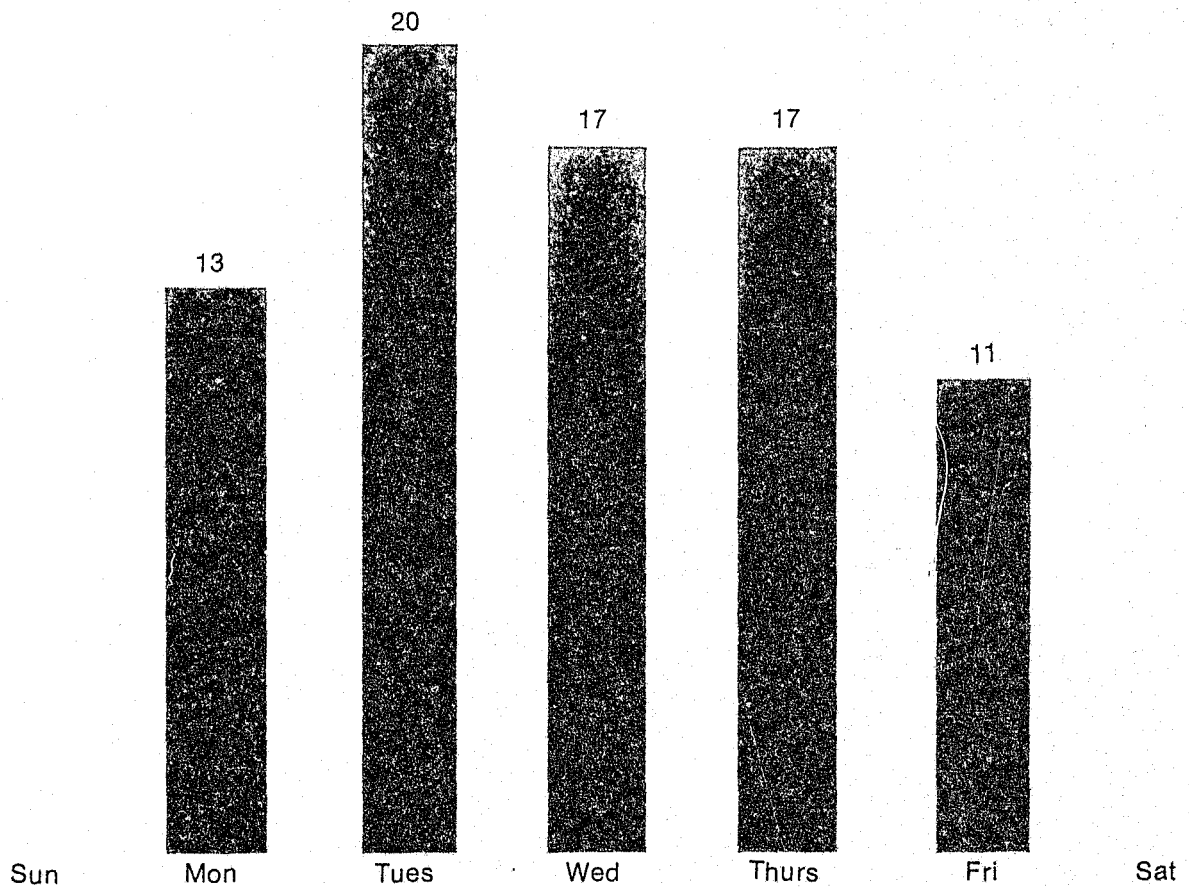
During 1976 North Carolina was the victim of seventy-eight bank robberies, an increase of 26 percent over 1975.

<u>TYPE OF BANKING INSTITUTION</u>	<u>1975</u>	<u>1976</u>
Commercial Bank	55	71
Savings and Loan Institution	<u>7</u>	<u>7</u>
	62	78
Value of Property Stolen	\$960,067.86	
Average Value Per Offense	\$ 12,308.56	

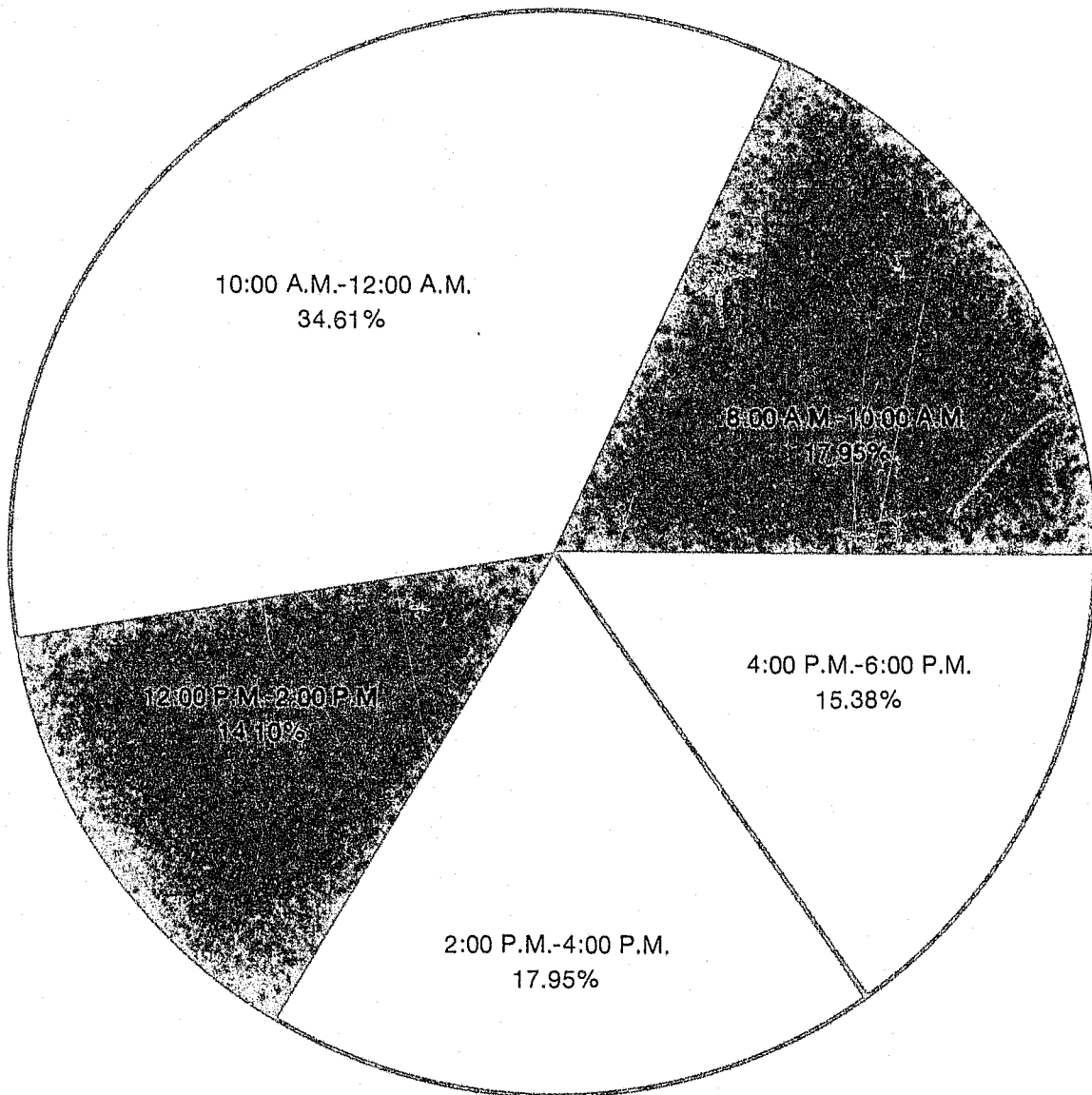
**Analysis of Bank Robbery by Month**



**Analysis of Bank Robbery by Day of Week**

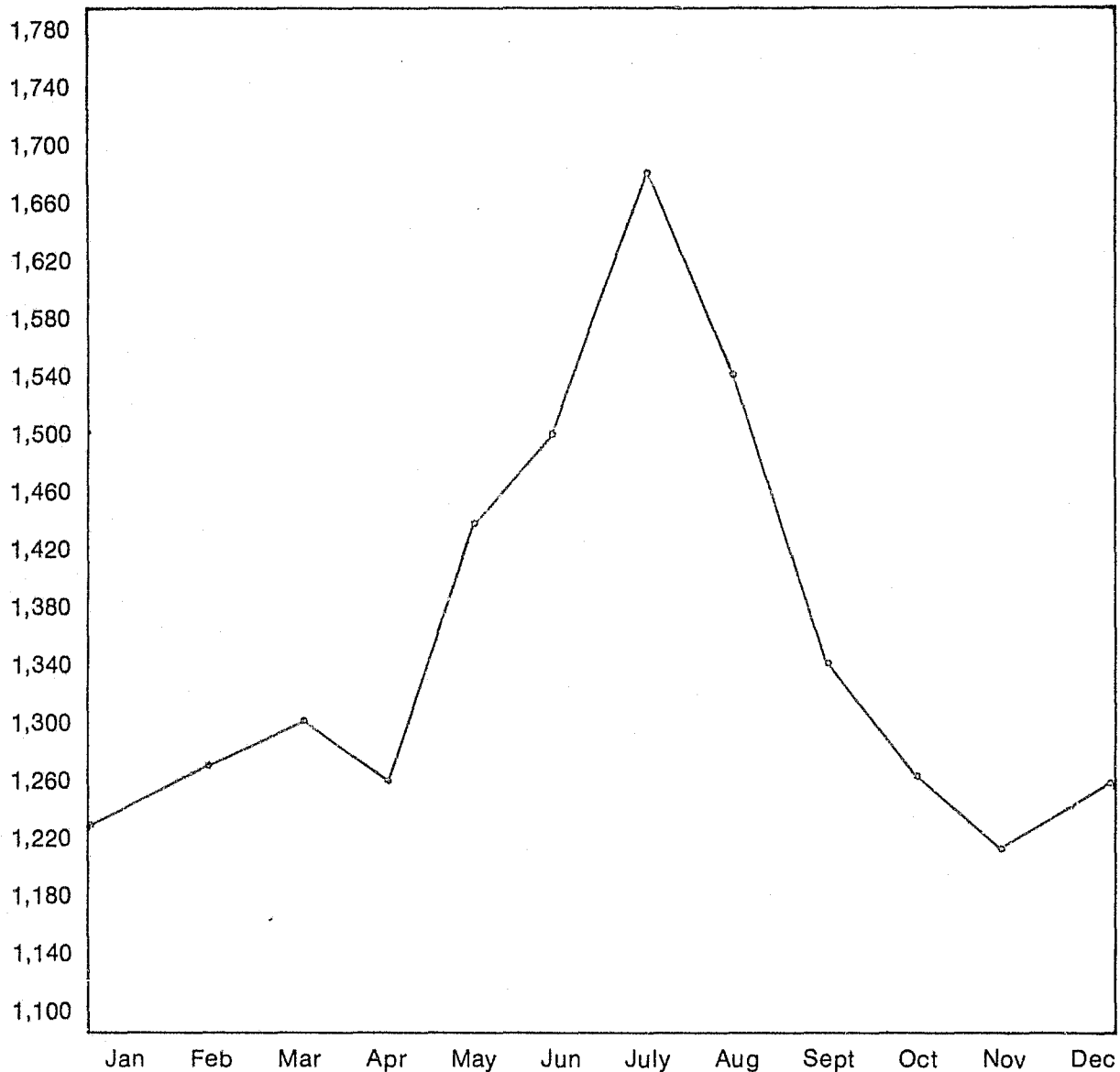


## Bank Robberies by Time of Day





# AGGRAVATED ASSAULT



Aggravated assault is defined as an unlawful attack by one person upon another for the purpose of inflicting severe bodily injury usually accompanied by the use of a weapon or other means likely to produce death or serious bodily harm. Attempts are included.

During the calendar year 1976, there were 16,252 aggravated assault reported in North Carolina.

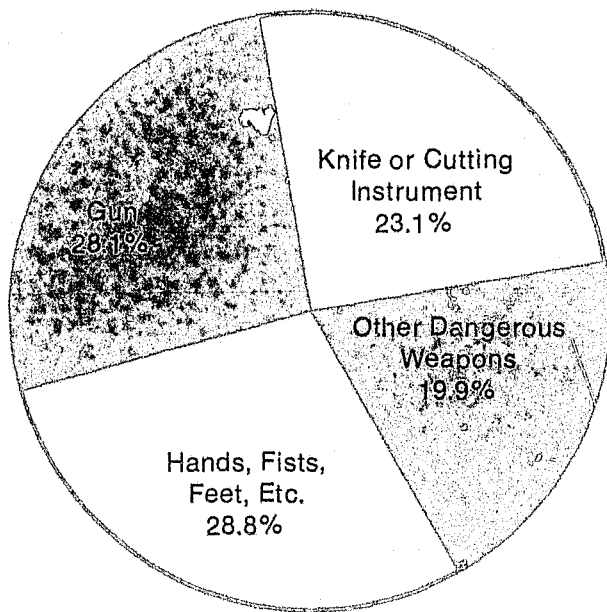
In 1976, 28.1% of the aggravated assaults were committed with the use of a firearm. A knife or cutting instrument was utilized in 23.1% and other dangerous weapons such as clubs were utilized in 19.9% of the assaults. Personal weapons such as hands, fists and feet were used in 28.8 percent of the incidents of aggravated assault.

North Carolina law enforcement agencies were successful in solving 81.3 percent of the 16,252 offenses of aggravated assault during 1976.

There were an additional 16,161 simple or nonaggravated assaults reported during 1976, bringing the total number of assaults to 32,413.

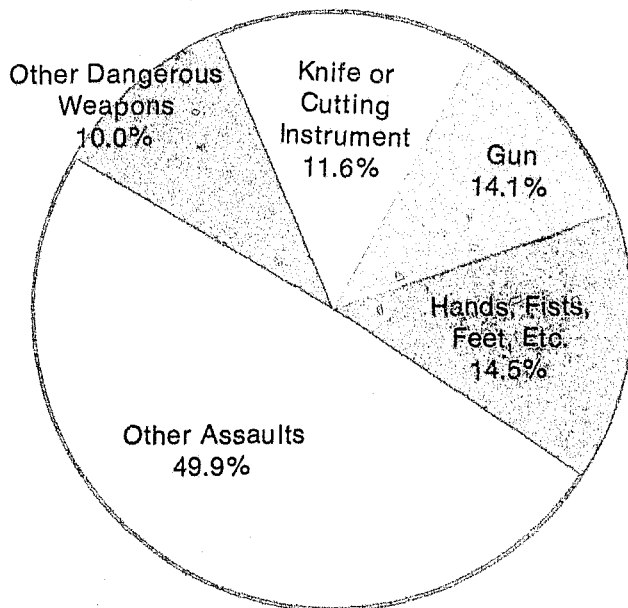


# ASSAULT



## AGGRAVATED ASSAULTS

TYPE	NUMBER	% DISTRIBUTION
Gun	4,569	28.1%
Knife or cutting Instrument	3,757	23.1%
Other dangerous weapons	3,238	19.9%
Hands, Fists, Feet, Etc.	4,688	28.8%
<b>TOTAL</b>	<b>16,252</b>	<b>100.00</b>



## TOTAL ASSAULTS

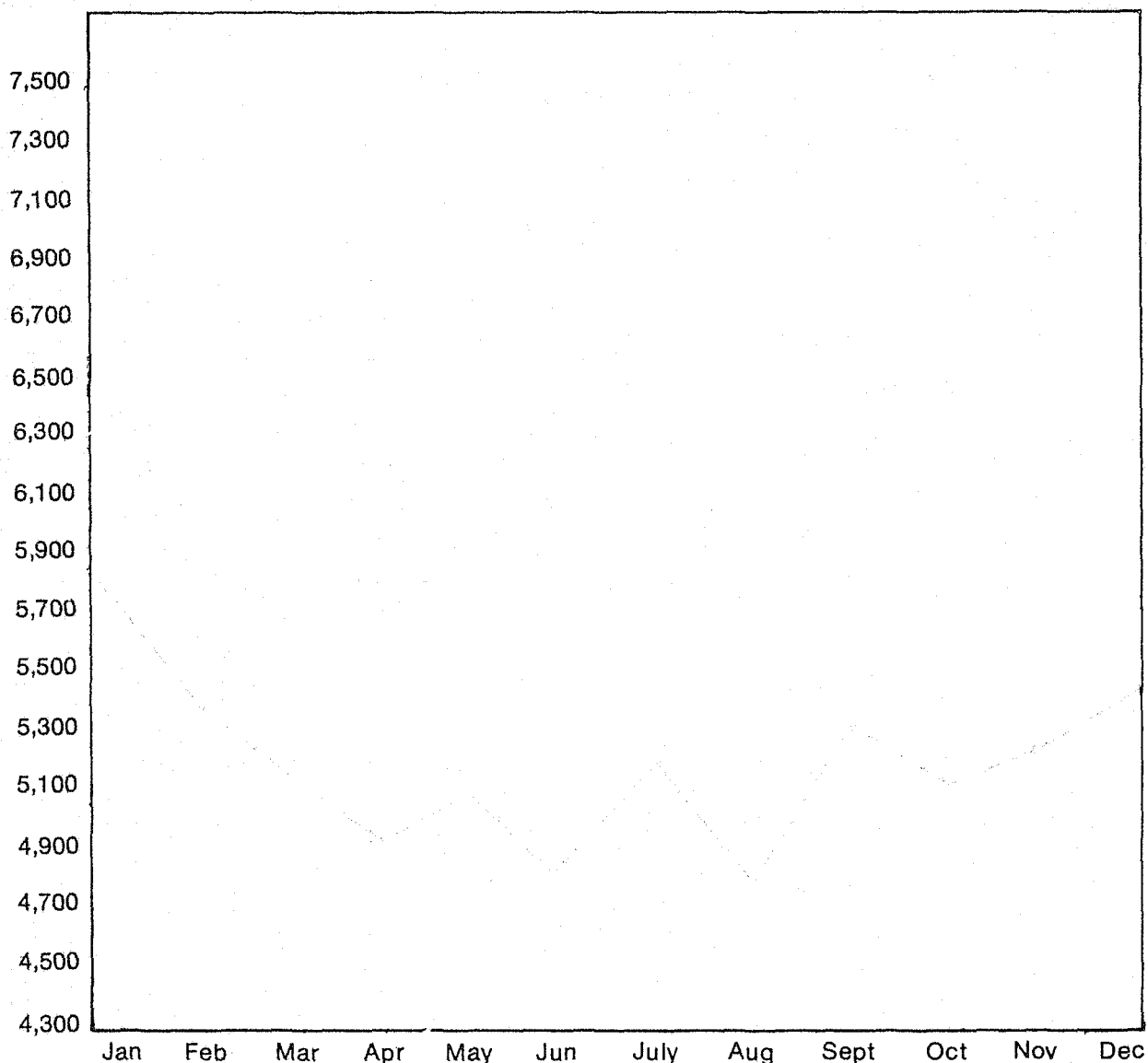
TYPE	NUMBER	% DISTRIBUTION
Gun	4,569	14.1%
Knife or Cutting Instrument	3,757	11.6%
Other dangerous weapons	3,238	10.0%
Hands, Fists, Feet, Etc.	4,688	14.5%
Other Assaults	16,161	49.9%
<b>TOTAL</b>	<b>32,413</b>	<b>100.00</b>



BURGLARY



# BURGLARY



Burglary is defined as the unlawful entry of a structure to commit a felony or theft, even though no force was used to gain entry.

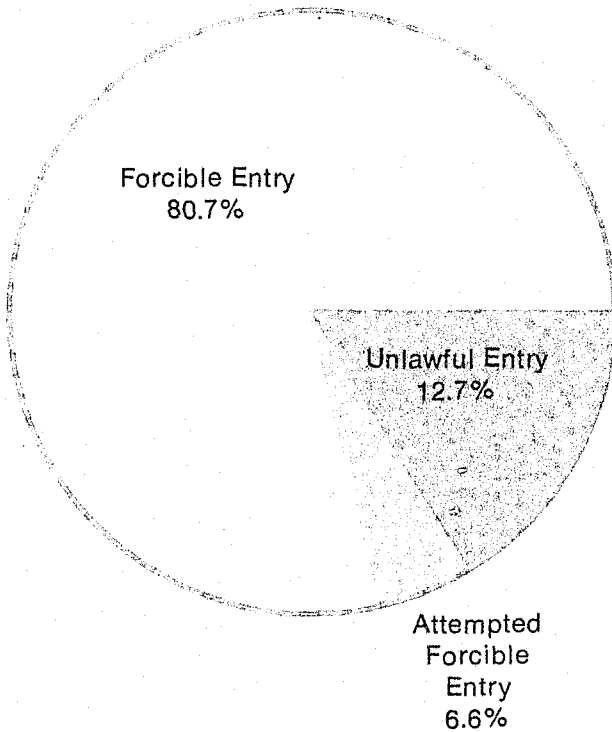
During 1976 there were 62,553 burglaries reported to the Police Information Network's Uniform Crime Reporting section. Burglary, when viewed as a segment of property crime, is found to comprise 33.76 percent of the total.

Burglary declined steadily the first four months of 1976.

Burglary is generally accepted as a crime of stealth and opportunity. During 1976, 81 percent of the burglaries involved forcible entry. Approximately 49 percent of the burglaries occurred at night while approximately 33 percent occurred during the day. The time of occurrence was not known 19% of the time. Night time non-residential burglaries comprised 28.24 percent of all burglaries with nearly six million dollars in property stolen during their commission. Economically, the offense of burglary represents a substantial sum. Victims suffered losses of \$22,434,910 in 1976 with the average dollar loss per burglary of \$359. Of the total number of burglaries reported in 1976, 24.10 percent were cleared by arrest.

# BURGLARY

CLASSIFICATION	NUMBER OF OFFENSES	PERCENT DISTRIBUTION	TOTAL VALUE STOLEN	AVERAGE VALUE STOLEN
Residence				
Night .....	12,798	20.46	\$ 4,262,879	\$333
Day .....	17,655	28.22	\$ 7,150,589	\$405
Unknown .....	7,584	12.12	\$ 2,885,541	\$380
Non-Residence				
Night .....	17,667	28.24	\$ 5,947,509	\$337
Day .....	2,827	4.52	\$ 804,397	\$285
Unknown .....	4,022	6.43	\$ 1,383,995	\$344
<b>Total</b>	<b>62,553</b>	<b>100.00</b>	<b>\$22,434,910</b>	<b>\$359</b>



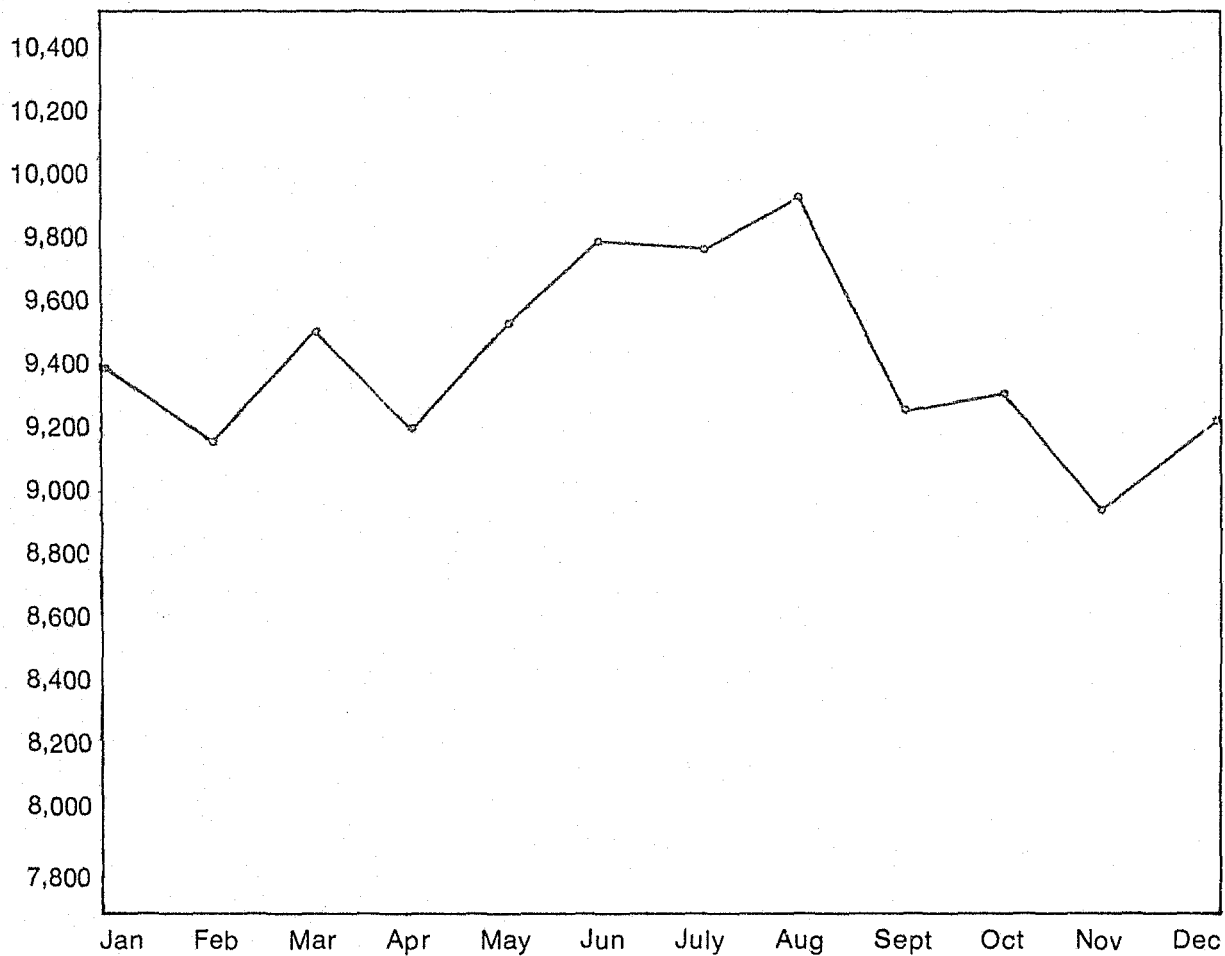
TYPE	NUMBER	% DISTRIBUTION
Forcible Entry	50,470	80.7%
Unlawful Entry	7,930	12.7%
Attempted Forcible Entry	4,153	6.6%
<b>TOTAL</b>	<b>62,553</b>	<b>100.00</b>

Percent distribution may not be equal to 100.00 due to rounding.





# LARCENY



Larceny-theft is the unlawful taking or stealing of property or articles of value without the use of force, violence, or fraud.

During 1976 113,245 offenses of larceny were committed. The offense of larceny comprised 61 percent of the property crimes. The average value of property stolen in each larceny was \$188.00. The dollar loss to victims was in excess of twenty-one million dollars.

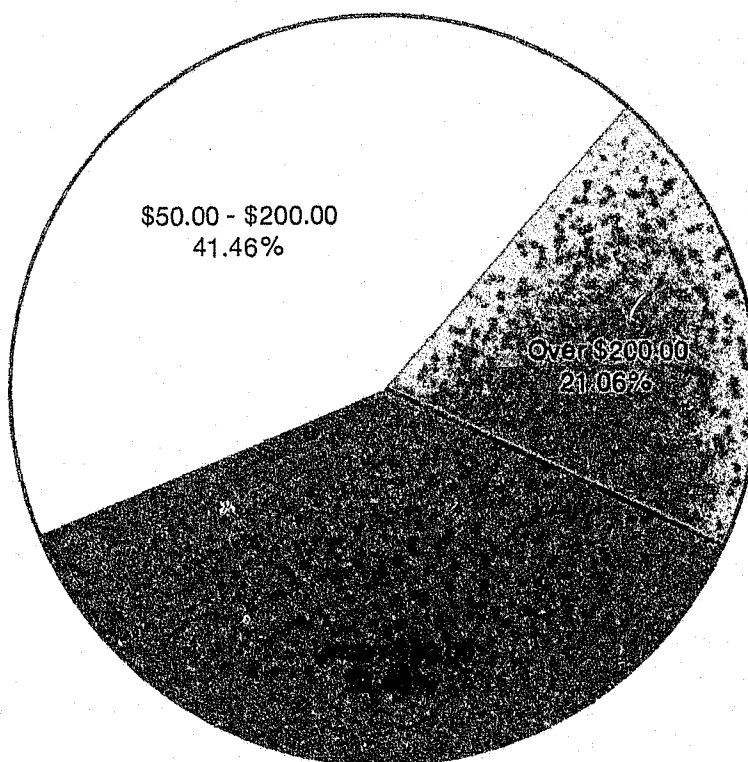
A major portion of these thefts, 44.57 percent represented thefts of motor vehicle parts and accessories and other thefts from motor vehicles. Theft from buildings accounted for 14.85 percent of the larceny thefts and stolen bicycles amassed 8.57 percent of the total number of larcenies.

The nature of larceny, a crime of opportunity and sneak thievery, and petty unobserved larceny, makes it an extremely difficult offense for law enforcement officers to solve. In 1976, 21.26 percent of larceny offenses brought to law enforcement's attention were cleared or solved by arrest.




# LARCENY

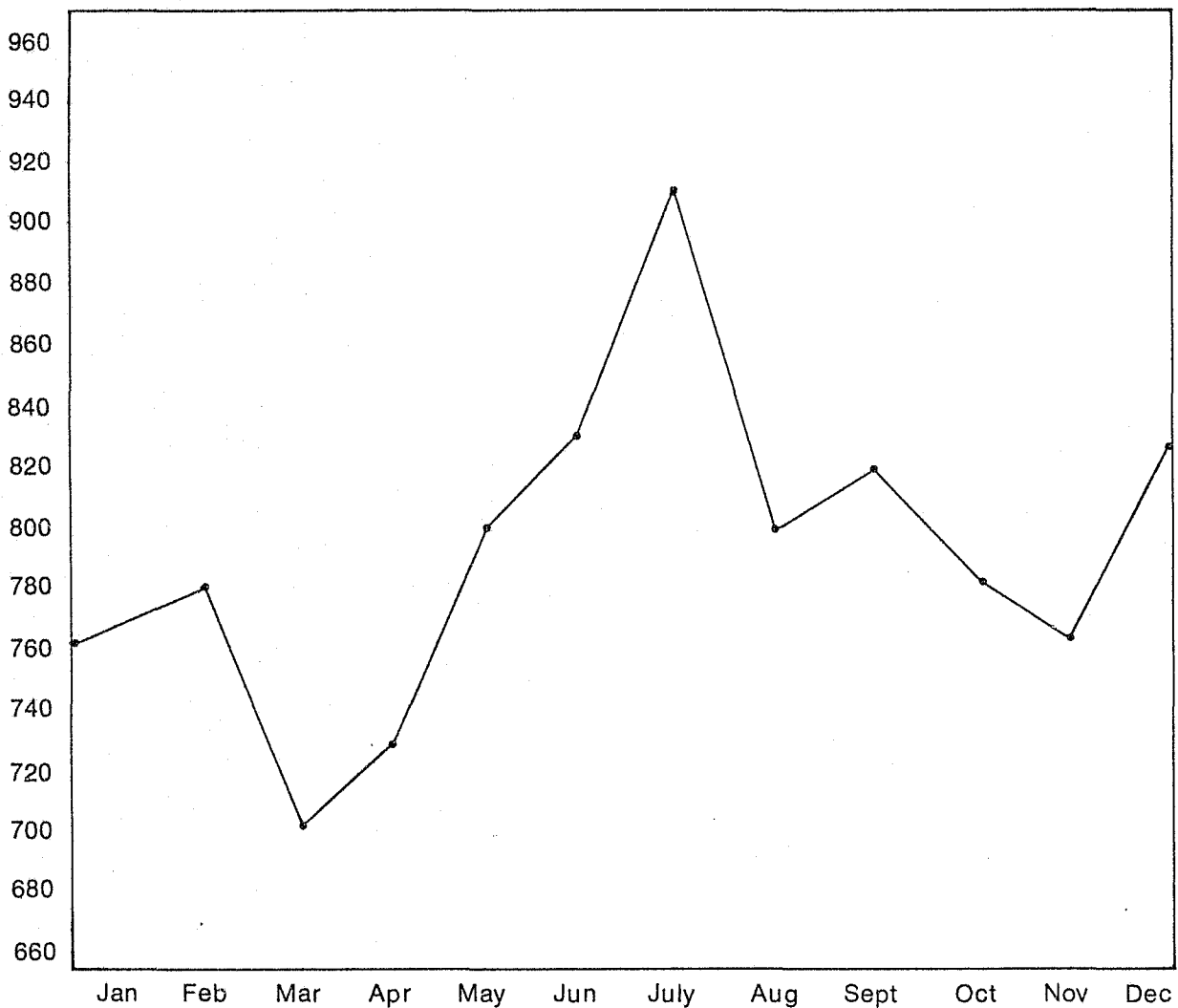
CLASSIFICATION	NUMBER OF OFFENSES	PERCENT DISTRIBUTION	TOTAL VALUE STOLEN	AVERAGE VALUE STOLEN
Pocket Picking .....	715	.63	\$ 122,983	\$172
Purse Snatching .....	1,226	1.08	\$ 130,354	\$106
Shoplifting .....	11,367	10.04	\$ 422,562	\$ 37
From Motor Vehicles ...	22,945	20.27	\$ 4,869,683	\$212
Motor Vehicle Parts and Accessories .....	27,532	24.32	\$ 3,931,029	\$143
Bicycles .....	9,705	8.57	\$ 902,930	\$ 93
From Buildings .....	16,808	14.85	\$ 4,559,929	\$271
From Any Coin Operated Machine ...	2,650	2.34	\$ 121,370	\$ 46
All Other .....	20,267	17.90	\$ 6,182,352	\$305
<b>TOTAL</b>	<b>113,215</b>	<b>100.00</b>	<b>\$21,243,352</b>	<b>\$188</b>
Over \$200.00 .....	23,838	21.06	\$14,862,414	\$623
\$50.00 - \$200.00 .....	46,944	41.46	\$ 5,516,462	\$118
Under \$50.00 .....	42,433	37.48	\$ 864,271	\$ 20
<b>TOTAL</b>	<b>113,215</b>	<b>100.00</b>	<b>\$21,243,147</b>	<b>\$188</b>







# MOTOR VEHICLE THEFT



Motor vehicle theft is defined as the unlawful taking or stealing of a motor vehicle, including attempts.

During the calendar year 1976, 9,502 motor vehicles were reported stolen. Approximately 73 percent of the motor vehicles stolen were automobiles. Trucks and buses constituted 11 percent of the total number of vehicles stolen and other vehicles, such as motorcycles, snowmobiles, and trailbikes accounted for 17 percent of the total number of motor vehicle thefts.


The loss to the victim was approximately eighteen and one half million dollars. The average value loss per offense was \$1,961.

The months of June and July showed the highest incidence rates with 18 percent of the motor vehicle thefts occurring during this period.

# MOTOR VEHICLE THEFT

Autos  
72.7%

Other Vehicles  
16.6%




Type	Number	% Distribution
Autos	6,903	72.7
Trucks and Buses	1,020	10.7
Other Vehicles	1,579	16.6
<b>TOTAL</b>	<b>9,502</b>	<b>100.00</b>

<u>Total Vehicles Stolen</u>	<u>Total Value Stolen</u>	<u>Average Value Stolen</u>
9,502	18,633,793	1,961



**III**  
**NORTH CAROLINA**  
**CRIME INDEX**  
**OFFENSES**  
**BY CONTRIBUTOR**



# NORTH CAROLINA CRIME INDEX OFFENSES BY CONTRIBUTOR

	TOTAL CRIME INDEX	Murder	Rape	Robbery	Aggra- vated Assault	Burglary B&E	Larceny	Motor Vehicle Theft
<b>ALAMANCE CO</b>	<b>2994</b>	<b>9</b>	<b>8</b>	<b>28</b>	<b>117</b>	<b>811</b>	<b>1903</b>	<b>113</b>
Sheriff's Off.	804	4	4	17	19	364	367	29
Burlington	1644	3	3	9	73	342	1164	50
Elon College	52	1			2	16	28	5
Graham	360			2	16	67	246	29
Mebane	126	1	1			22	97	5
SBI	1						1	
Highway Patrol	7				7			
<b>ALEXANDER CO</b>	<b>449</b>	<b>1</b>		<b>3</b>	<b>43</b>	<b>180</b>	<b>190</b>	<b>32</b>
Sheriff's Off.	410	1		3	33	174	174	25
Taylorsville	38				9	6	16	7
SBI	0							
Highway Patrol	1				1			
<b>ALLEGHANY CO</b>	<b>18</b>		<b>1</b>		<b>1</b>	<b>5</b>	<b>8</b>	<b>3</b>
Sheriff's Off.	18		1		1	5	8	3
Sparta	0							
SBI	0							
Highway Patrol	0							
<b>ANSON CO</b>	<b>541</b>	<b>3</b>	<b>1</b>	<b>5</b>	<b>119</b>	<b>207</b>	<b>193</b>	<b>13</b>
Sheriff's Off.	248	1	1		22	120	97	7
Lilesville	3			1			2	
Morven	2					2		
Polkton	34	1			5	24	4	
Wadesboro	252	1		4	90	61	90	6
SBI	0							
Highway Patrol	2				2			
<b>ASHE CO</b>	<b>201</b>	<b>1</b>			<b>15</b>	<b>76</b>	<b>102</b>	<b>7</b>
Sheriff's Off.	187	1			13	75	92	6
West Jefferson	12					1	10	1
SBI	0							
Highway Patrol	2				2			
<b>AVERY CO</b>	<b>300</b>	<b>2</b>	<b>1</b>	<b>2</b>	<b>15</b>	<b>150</b>	<b>109</b>	<b>21</b>
Sheriff's Off.	256	2	1	2	13	127	90	21
Banner Elk	43				1	23	19	
Crossnore	0							
Newland	0							
SBI	0							
Highway Patrol	1				1			
<b>BEAUFORT CO</b>	<b>1021</b>	<b>5</b>	<b>5</b>	<b>6</b>	<b>193</b>	<b>319</b>	<b>463</b>	<b>20</b>
Sheriff's Off.	517	3		1	110	197	197	9
Aurora	4					3	1	
Belhaven	87			1	45	19	21	1
Chocowinity	0							
Washington	407	2	5	4	37	100	249	10
SBI	0							
Highway Patrol	6				6			



# NORTH CAROLINA CRIME INDEX OFFENSES BY CONTRIBUTOR

	TOTAL CRIME INDEX	Murder	Rape	Robbery	Aggra- vated Assault	Burglary B&E	Larceny	Motor Vehicle Theft
<b>ESSEX CO</b>	<b>838</b>	<b>6</b>	<b>2</b>	<b>2</b>	<b>84</b>	<b>79</b>	<b>149</b>	<b>11</b>
Sheriff's Off.	274	6	1	1	64	71	123	8
Aulander	12		1	1	6	3		1
Colerain	0							
Kelford	0							
Lewiston	0							
Windsor	41				8	5	26	2
SBI	0							
Highway Patrol	6				6			
<b>BLADEN CO</b>	<b>638</b>	<b>6</b>	<b>1</b>	<b>7</b>	<b>250</b>	<b>184</b>	<b>231</b>	<b>19</b>
Sheriff's Off.	536	6		5	217	163	129	16
Bladenboro	72		1		22	11	36	2
Clarkton	7						7	
Elizabethtown	79			2	7	10	59	1
White Lake	0							
SBI	0							
Highway Patrol	4				4			
<b>BRUNSWICK CO</b>	<b>1220</b>	<b>1</b>	<b>4</b>	<b>16</b>	<b>173</b>	<b>489</b>	<b>498</b>	<b>69</b>
Sheriff's Off.	953	1	3	15	149	362	389	34
Boiling Spring Lakes	33				4	20	8	1
Holden Beach	18					18		
Long Beach	92					36	55	1
Ocean Isle Beach	11					10	1	
Shallotte	41		1	1		21	17	1
Southport	67				15	22	28	2
Sunset Beach	0							
Yaupon Beach	0							
SBI	0							
Highway Patrol	5				5			
<b>BUNCOMBE CO</b>	<b>4948</b>	<b>17</b>	<b>12</b>	<b>87</b>	<b>401</b>	<b>1545</b>	<b>2489</b>	<b>397</b>
Sheriff's Off.	1974	7	5	33	149	617	1059	104
Asheville	2924	10	7	51	250	901	1416	289
Biltmore Forest	0							
Black Mountain	46			3		25	14	4
Montreat	2					2		
Weaverville	0							
SBI	0							
Highway Patrol	2				2			
<b>BURKE CO</b>	<b>1515</b>	<b>5</b>	<b>4</b>	<b>11</b>	<b>124</b>	<b>465</b>	<b>822</b>	<b>84</b>
Sheriff's Off.	861	2	3	1	68	342	406	39
Drexel	13					6	6	1
Morganton	474	3	1	9	40	63	328	30
Valdese	164			1	13	54	82	14
SBI	0							
Highway Patrol	3				3			

# NORTH CAROLINA CRIME INDEX OFFENSES BY CONTRIBUTOR

	TOTAL CRIME INDEX	Murder	Rape	Robbery	Aggra- vated Assault	Burglary B&E	Larceny	Motor Vehicle Theft
<b>CABAREUS CO</b>	<b>2918</b>	<b>9</b>	<b>4</b>	<b>29</b>	<b>195</b>	<b>627</b>	<b>1933</b>	<b>121</b>
Sheriff's Off.	841	2		10	54	259	494	22
Concord	970	4	3	7	83	178	654	41
Kannapolis	1106	3	1	12	57	190	785	58
SBI	0							
Highway Patrol	1				1			
<b>CALDWELL CO</b>	<b>1877</b>	<b>4</b>	<b>2</b>	<b>16</b>	<b>80</b>	<b>801</b>	<b>860</b>	<b>114</b>
Sheriff's Off.	1008	4			21	569	337	77
Granite Falls	51				3	14	33	1
Hudson	0							
Lenoir	815		2	16	53	218	490	36
Rhodhiss	0							
SBI	0							
Highway Patrol	3				3			
<b>CAMDEN CO</b>	<b>76</b>	<b>1</b>		<b>1</b>	<b>16</b>	<b>13</b>	<b>44</b>	<b>1</b>
Sheriff's Off.	70	1		1	10	13	44	1
SBI	0							
Highway Patrol	6				6			
<b>CARTERET CO</b>	<b>763</b>	<b>1</b>	<b>2</b>	<b>3</b>	<b>39</b>	<b>311</b>	<b>377</b>	<b>30</b>
Sheriff's Off.	0							
Atlantic Beach	273			1	12	162	85	13
Beaufort	97	1			16	33	44	3
Cape Carteret	8					2	6	
Emerald Isle	135					93	41	1
Morehead City	242		2	2	3	21	201	13
Newport	0							
SBI	0							
Highway Patrol	8				8			
<b>CASWELL CO</b>	<b>196</b>	<b>3</b>	<b>2</b>		<b>1</b>	<b>98</b>	<b>87</b>	<b>5</b>
Sheriff's Off.	195	3	2			98	87	5
SBI	0							
Highway Patrol	1				1			
<b>CATAWBA CO</b>	<b>3446</b>	<b>8</b>	<b>6</b>	<b>36</b>	<b>332</b>	<b>942</b>	<b>1976</b>	<b>145</b>
Sheriff's Off.	1396	3	4	10	145	443	736	55
Brookford	0							
Claremont	18				1	15	2	
Conover	165	1		1	3	40	117	3
Hickory	1243	1	1	24	120	300	737	60
Longview	151					30	117	4
Maiden	93				25	17	46	5
Newton	378	3	1	1	37	97	221	18
SBI	0							
Highway Patrol	1				1			

# NORTH CAROLINA CRIME INDEX OFFENSES BY CONTRIBUTOR

	TOTAL CRIME INDEX	Murder	Rape	Robbery	Aggra- vated Assault	Burglary B&E	Larceny	Motor Vehicle Theft
<b>CHATHAM CO</b>	<b>603</b>	<b>2</b>	<b>2</b>	<b>5</b>	<b>197</b>	<b>223</b>	<b>251</b>	<b>16</b>
Sheriff's Off.	413	2	1	2	77	173	148	10
Pittsboro	4						4	
Siler City	184		1	3	28	50	99	3
SBI	0							
Highway Patrol	2				2			
<b>CHEROKEE CO</b>	<b>245</b>			<b>3</b>	<b>57</b>	<b>100</b>	<b>64</b>	<b>21</b>
Sheriff's Off.	176			1	39	84	40	12
Andrews	23			1	7	6	8	1
Murphy	40			1	5	10	16	8
SBI	0							
Highway Patrol	6				6			
<b>CHOWAN CO</b>	<b>327</b>			<b>1</b>	<b>51</b>	<b>57</b>	<b>212</b>	<b>6</b>
Sheriff's Off.	84				20	24	39	1
Edenton	243			1	31	33	173	5
SBI	0							
Highway Patrol	0							
<b>CLAY CO</b>	<b>32</b>		<b>2</b>	<b>1</b>	<b>14</b>	<b>15</b>		
Sheriff's Off.	31		2	1	13	15		
SBI	0							
Highway Patrol	1				1			
<b>CLEVELAND CO</b>	<b>2416</b>	<b>12</b>	<b>6</b>	<b>28</b>	<b>449</b>	<b>670</b>	<b>1128</b>	<b>123</b>
Sheriff's Off.	1105	9	2	9	271	343	405	66
Boiling Springs	0							
Kings Mountain	362	1	1	3	26	88	226	17
Lawndale	0							
Shelby	941	2	2	17	144	239	497	40
SBI	0							
Highway Patrol	8				8			
<b>COLUMBUS CO</b>	<b>1417</b>	<b>7</b>	<b>12</b>	<b>13</b>	<b>147</b>	<b>448</b>	<b>737</b>	<b>53</b>
Sheriff's Off.	0							
Rural Police	705	5	9	8	81	277	306	19
Chadbourn	85			1	9	22	50	3
Fair Bluff	53				10	11	28	4
Lake Waccamaw	1					1		
Tabor City	64				6	13	43	2
Whiteville	508	2	3	4	40	124	310	25
SBI	0							
Highway Patrol	1				1			
<b>GRAVEN CO</b>	<b>1730</b>	<b>5</b>	<b>5</b>	<b>315</b>	<b>71</b>	<b>486</b>	<b>1076</b>	<b>72</b>
Sheriff's Off.	628	2	2	4	4	262	323	31
Havelock	219			2	9	9	187	12
New Bern	864	3	3	9	56	204	562	27
Vanceboro	17					11	4	2
SBI	0							
Highway Patrol	2				2			

# NORTH CAROLINA CRIME INDEX OFFENSES BY CONTRIBUTOR

	TOTAL CRIME INDEX	Murder	Rape	Robbery	Aggra- vated Assault	Burglary B&E	Larceny	Motor Vehicle Theft
<b>CUMBERLAND CO</b>	<b>14945</b>	<b>38</b>	<b>73</b>	<b>533</b>	<b>1102</b>	<b>5076</b>	<b>7201</b>	<b>922</b>
Sheriff's Off.	5278	22	29	103	211	2191	2360	362
Fayetteville	9064	13	40	421	833	2643	4589	525
Hope Mills	146		1	1	15	46	77	6
Spring Lake	448	3	3	8	34	196	175	29
SBI	0							
Highway Patrol	9				9			
<b>CURRITUCK CO</b>	<b>152</b>				<b>24</b>	<b>61</b>	<b>62</b>	<b>5</b>
Sheriff's Off.	151				23	61	62	5
SBI	0							
Highway Patrol	1				1			
<b>DARE CO</b>	<b>335</b>	<b>1</b>		<b>4</b>	<b>18</b>	<b>138</b>	<b>171</b>	<b>8</b>
Sheriff's Off.	122			1	7	58	56	
Kill Devil Hills	37				1	26	10	
Manteo	6	1			1	3	1	
Nags Head	170			3	9	51	104	3
SBI	0							
Highway Patrol	0							
<b>DAVIDSON CO</b>	<b>2871</b>	<b>5</b>	<b>7</b>	<b>35</b>	<b>114</b>	<b>1016</b>	<b>1534</b>	<b>160</b>
Sheriff's Off.	1284	3	3	10	7	551	646	64
Denton	28				2	14	12	
Lexington	789	2	3	18	51	228	433	54
Thomasville	763		1	7	47	223	443	42
SBI	0							
Highway Patrol	7				7			
<b>DAVIE CO</b>	<b>263</b>				<b>3</b>	<b>133</b>	<b>117</b>	<b>10</b>
Sheriff's Off.	206					113	84	9
Mocksville	57				3	20	33	1
SBI	0							
Highway Patrol	0							
<b>DUPLIN CO</b>	<b>748</b>	<b>6</b>	<b>2</b>	<b>2</b>	<b>130</b>	<b>267</b>	<b>313</b>	<b>26</b>
Sheriff's Office	413	6	1	2	81	150	154	19
Beulaville	21				2	5	13	1
Faison	9				2	2	5	
Kenansville	23				1	1	20	1
Magnolia	7				3	3	1	
Rose Hill	62	1	1		3	34	23	
Wallace	178				33	49	92	4
Warsaw	34	1			4	23	5	1
SBI	0							
Highway Patrol	1				1			
<b>DURHAM CO</b>	<b>9313</b>	<b>28</b>	<b>44</b>	<b>163</b>	<b>313</b>	<b>2633</b>	<b>5645</b>	<b>487</b>
Sheriff's Off.	1195	3	9	19	50	441	603	70
Durham	8114	25	35	144	259	2192	5042	417
SBI	0							
Highway Patrol	4				4			

# NORTH CAROLINA CRIME INDEX OFFENSES BY CONTRIBUTOR

	TOTAL CRIME INDEX	Murder	Rape	Robbery	Aggra- vated Assault	Baggary E&E	Larceny	Motor Vehicle Theft
<b>EDGECOMBE CO</b>	<b>3328</b>	<b>4</b>	<b>10</b>	<b>45</b>	<b>274</b>	<b>910</b>	<b>1968</b>	<b>112</b>
Sheriff's Off.	615	1	7	5	67	245	276	14
Macclesfield	3					3		
Pinetops	10					10		
Princeville	0							
Rocky Mount	2234	2	3	36	158	518	1424	93
Tarboro	461	1		4	49	134	268	5
SBI	0							
Highway Patrol	0							
<b>FORSYTH CO</b>	<b>12939</b>	<b>26</b>	<b>54</b>	<b>245</b>	<b>1389</b>	<b>3414</b>	<b>7175</b>	<b>636</b>
Sheriff's Off.	2061	2	8	22	171	826	922	110
Kernersville	261		1	2	2	67	171	18
Winston-Salem	10616	24	45	221	1215	2521	6082	508
SBI	0							
Highway Patrol	1				1			
<b>FRANKLIN CO</b>	<b>327</b>	<b>2</b>	<b>6</b>	<b>2</b>	<b>62</b>	<b>103</b>	<b>144</b>	<b>8</b>
Sheriff's Off.	189	1	4		14	78	88	4
Bunn	0							
Franklinton	34				14	5	15	
Louisburg	100	1	2	2	30	20	41	4
Youngsville	0							
SBI	0							
Highway Patrol	4				4			
<b>GASTON CO</b>	<b>7852</b>	<b>15</b>	<b>22</b>	<b>111</b>	<b>715</b>	<b>2400</b>	<b>4234</b>	<b>355</b>
Sheriff's Off.	0							
Rural Polioe	2680	6	7	37	287	1062	1146	135
Belmont	137		1	1	31	30	69	5
Bessemer City	168	2	3		25	75	56	7
Cherryville	85			1	7	24	48	5
Cramerton	71			1	5	32	29	4
Dallas	155			1	5	61	76	12
Gastonia	4242	6	11	68	335	1023	2633	166
High Shoals	0							
Lowell	87	1		1	6	19	49	11
McAdenville	0							
Mount Holly	156				2	59	90	5
Ranlo	65			1	6	15	38	5
SBI	0							
Highway Patrol	6				6			
<b>GATES CO</b>	<b>98</b>	<b>1</b>	<b>1</b>	<b>1</b>	<b>26</b>	<b>43</b>	<b>25</b>	<b>3</b>
Sheriff's Off.	98		1		26	43	25	3
SBI	0							
Highway Patrol	0							
<b>GRAHAM CO</b>	<b>8</b>	<b>1</b>	<b>1</b>	<b>1</b>	<b>5</b>	<b>5</b>	<b>2</b>	<b>2</b>
Sheriff's Off.	5	1				3		1
Robbinsville	3					2		1
SBI	0							
Highway Patrol	0							

# NORTH CAROLINA CRIME INDEX OFFENSES BY CONTRIBUTOR

	TOTAL CRIME INDEX	Murder	Rape	Robbery	Aggra- vated Assault	Burglary B&E	Larceny	Motor Vehicle Theft
<b>CRANFORD CO</b>	<b>749</b>	<b>22</b>	<b>3</b>	<b>9</b>	<b>105</b>	<b>184</b>	<b>417</b>	<b>29</b>
Sheriff's Off.	18	1				17		
Butner	165		1	1	17	48	88	10
Creedmoor	80				34	19	23	4
Oxford	486	1	2	8	54	100	306	15
Stovall	0							
SBI	0							
Highway Patrol	0							
<b>GREENE CO</b>	<b>199</b>	<b>1</b>	<b>5</b>		<b>27</b>	<b>88</b>	<b>73</b>	<b>5</b>
Sheriff's Off.	182	1	4		27	82	63	5
Hookerton	0							
Snow Hill	17		1			6	10	
SBI	0							
Highway Patrol	0							
<b>GUILFORD CO</b>	<b>17997</b>	<b>31</b>	<b>68</b>	<b>390</b>	<b>934</b>	<b>4845</b>	<b>11021</b>	<b>678</b>
Sheriff's Off.	2639	4	14	55	145	1081	1249	91
Gibsonville	44		2		3	2	37	
Greensboro	11015	14	42	234	732	2612	6997	384
High Point	4289	13	10	101	74	1150	2738	203
SBI	0							
Highway Patrol	10				10			
<b>HALIFAX CO</b>	<b>1503</b>	<b>5</b>	<b>4</b>	<b>10</b>	<b>346</b>	<b>345</b>	<b>745</b>	<b>44</b>
Sheriff's Off.	462	2	2	2	198	125	123	10
Enfield	137			2	40	38	52	5
Halifax	0							
Hobgood	6					5	1	
Littleton	41			1	15	10	15	
Roanoke Rapids	668			2	54	106	483	23
Scotland Neck	36	1	1	1	13	10	10	
Weldon	152	2	1	2	25	51	65	6
SBI	0							
Highway Patrol	1				1			
<b>HARNETT CO</b>	<b>1697</b>	<b>7</b>	<b>6</b>	<b>22</b>	<b>178</b>	<b>668</b>	<b>725</b>	<b>91</b>
Sheriff's Off.	919	4	5	15	96	440	303	56
Angier	62				10	15	36	1
Coats	72				24	16	27	5
Dunn	529	2	1	7	44	158	291	26
Erwin	76	1				11	61	3
Lillington	36				2	27	7	
SBI	1					1		
Highway Patrol	2				2			

# NORTH CAROLINA CRIME INDEX OFFENSES BY CONTRIBUTOR

	TOTAL CRIME INDEX	Murder	Rape	Robbery	Aggra- vated Assault	Burglary B&E	Larceny	Motor Vehicle Theft
<b>HAYWOOD CO</b>	<b>961</b>			<b>6</b>	<b>81</b>	<b>390</b>	<b>440</b>	<b>44</b>
Sheriff's Off.	541			6	41	282	185	27
Canton	87					30	51	6
Clyde	0							
Hazelwood	64				11	23	27	3
Waynesville	262				22	55	177	8
SBI	0							
Highway Patrol	7				7			
<b>HENDERSON CO</b>	<b>1428</b>	<b>4</b>	<b>2</b>	<b>12</b>	<b>28</b>	<b>505</b>	<b>732</b>	<b>90</b>
Sheriff's Off.	899	2		6	7	367	462	55
Hendersonville	523	2	2	6	20	138	320	35
SBI	0							
Highway Patrol	1				1			
<b>HERTFORD CO</b>	<b>438</b>	<b>3</b>	<b>5</b>	<b>6</b>	<b>77</b>	<b>101</b>	<b>265</b>	<b>6</b>
Sheriff's Off.	142	2	3		31	49	54	3
Ahoskie	228	1	1	5	33	39	148	1
Murfreesboro	48		1		9	10	27	1
Winton	12			1	1	3	6	1
SBI	0							
Highway Patrol	3				3			
<b>HOKE CO</b>	<b>578</b>	<b>5</b>	<b>4</b>	<b>4</b>	<b>82</b>	<b>211</b>	<b>254</b>	<b>16</b>
Sheriff's Off.	396	5	4	4	76	177	120	10
Raeford	180				4	34	134	8
SBI	0							
Highway Patrol	2				2			
<b>HYDE CO</b>	<b>68</b>	<b>2</b>			<b>26</b>	<b>6</b>	<b>34</b>	
Sheriff's Off.	66	2			24	6	34	
SBI	0							
Highway Patrol	2				2			
<b>IREDELL CO</b>	<b>2083</b>	<b>10</b>	<b>6</b>	<b>28</b>	<b>149</b>	<b>677</b>	<b>1159</b>	<b>60</b>
Sheriff's Off.	689	6	1	10	15	360	270	27
Harmony	0							
Mooreville	445	2		2	30	98	305	8
Statesville	947	2	5	16	96	219	584	25
SBI	0							
Highway Patrol	2				2			
<b>JACKSON CO</b>	<b>164</b>	<b>1</b>	<b>1</b>		<b>1</b>	<b>131</b>	<b>30</b>	
Sheriff's Off.	160	1	1			130	28	
Sylva	3					1	2	
SBI	0							
Highway Patrol	1				1			

# NORTH CAROLINA CRIME INDEX OFFENSES BY CONTRIBUTOR

	TOTAL CRIME INDEX	Murder	Rape	Robbery	Aggra- vated Assault	Burglary B&E	Larceny	Motor Vehicle Theft
<b>JOHNSTON CO</b>	<b>1364</b>	<b>4</b>	<b>2</b>	<b>11</b>	<b>139</b>	<b>459</b>	<b>703</b>	<b>46</b>
Sheriff's Off.	337	3	1	3	25	161	130	14
Benson	141	1		1	5	30	98	6
Clayton	169		1	1	33	58	70	6
Four Oaks	0							
Kenly	0							
Micro	0							
Pine Level	0							
Princeton	5				1	2	2	
Selma	282			2	16	62	195	7
Smithfield	423			4	52	146	208	13
SBI	0							
Highway Patrol	7				7			
<b>JONES CO</b>	<b>62</b>	<b>2</b>	<b>1</b>	<b>1</b>	<b>18</b>	<b>28</b>	<b>12</b>	
Sheriff's Off.	61	2	1	1	18	28	11	
SBI	1						1	
Highway Patrol	0							
<b>LEE CO</b>	<b>1614</b>	<b>4</b>	<b>6</b>	<b>17</b>	<b>242</b>	<b>447</b>	<b>837</b>	<b>61</b>
Sheriff's Off.	540	3	6	4	80	174	245	28
Sanford	1071	1		13	159	273	592	33
SBI	0							
Highway Patrol	3				3			
<b>LENOIR CO</b>	<b>1751</b>	<b>18</b>	<b>18</b>	<b>26</b>	<b>107</b>	<b>545</b>	<b>965</b>	<b>82</b>
Sheriff's Off.	657	5	6	7	35	204	352	48
Kinston	1000	8	6	18	58	315	563	32
LaGrange	92		1	1	12	26	50	2
Pink Hill	0							
SBI	0							
Highway Patrol	2				2			
<b>LINCOLN CO</b>	<b>771</b>	<b>2</b>	<b>4</b>	<b>11</b>	<b>159</b>	<b>255</b>	<b>292</b>	<b>48</b>
Sheriff's Off.	639	2	2	8	124	237	223	43
Lincolnton	128		2	3	31	18	69	5
SBI	0							
Highway Patrol	4				4			
<b>MCDOWELL CO</b>	<b>537</b>	<b>2</b>	<b>1</b>	<b>6</b>	<b>50</b>	<b>190</b>	<b>289</b>	<b>19</b>
Sheriff's Off.	430	2	1	6	36	165	210	10
Marion	103				10	25	59	9
Old Fort	0							
SBI	0							
Highway Patrol	4				4			
<b>MACON CO</b>	<b>165</b>		<b>2</b>		<b>25</b>	<b>80</b>	<b>52</b>	<b>6</b>
Sheriff's Off.	146		2		21	71	47	5
Franklin	14				4	6	3	1
Highlands	5					3	2	
SBI	0							
Highway Patrol	0							



# NORTH CAROLINA CRIME INDEX OFFENSES BY CONTRIBUTOR

	TOTAL CRIME INDEX	Murder	Rape	Robbery	Aggra- vated Assault	Burglary B&E	Larceny	Motor Vehicle Theft
<b>MADISON CO</b>	<b>0</b>							
Sheriff's Off.	0							
Hot Springs	0							
Marshall	0							
Mars Hill	0							
SBI	0							
Highway Patrol	0							
<b>MARTIN CO</b>	<b>368</b>	<b>5</b>		<b>6</b>	<b>45</b>	<b>131</b>	<b>177</b>	<b>4</b>
Sheriff's Off.	39	4			22	7	5	1
Everetts	5			1		4		
Jamesville	7			1	1		5	
Robersonville	61				17	6	37	1
Williamston	254	1		4	3	114	130	2
SBI	0							
Highway Patrol	2				2			
<b>MECKLENBURG CO</b>	<b>28488</b>	<b>61</b>	<b>99</b>	<b>825</b>	<b>1194</b>	<b>8850</b>	<b>16685</b>	<b>1069</b>
Sheriff's Off.	0							
Rural Police	4528	9	14	92	121	1549	2578	165
Charlotte	23655	52	84	731	1028	7236	13626	898
Cornelius	33				11	10	10	2
Davidson	114		1	1	3	28	78	3
Huntersville	20				4	5	11	
Matthews	36				4	8	24	
Pineville	87			1	13	14	58	1
SBI	0							
Highway Patrol	10				10			
<b>MITCHELL CO</b>	<b>132</b>			<b>1</b>	<b>9</b>	<b>70</b>	<b>39</b>	<b>10</b>
Sheriff's Off.	84				6	43	27	8
Bakersville	2					1		1
Spruce Pine	45			1	2	29	12	1
SBI	0							
Highway Patrol	1				1			
<b>MONTGOMERY CO</b>	<b>471</b>	<b>4</b>	<b>8</b>	<b>8</b>	<b>121</b>	<b>197</b>	<b>122</b>	<b>16</b>
Sheriff's Off.	300	3	2	5	100	114	67	9
Biscoe	28	1			2	8	14	3
Candor	30					20	9	1
Mount Gilead	24					11	12	1
Star	17		1	1	5	8	2	
Troy	71			2	13	36	18	2
SBI	0							
Highway Patrol	1				1			

# NORTH CAROLINA CRIME INDEX OFFENSES BY CONTRIBUTOR

	TOTAL CRIME INDEX	Murder	Rape	Robbery	Aggra- vated Assault	Burglary B&E	Larceny	Motor Vehicle Theft
<b>MOORE CO</b>	<b>1000</b>	<b>1</b>		<b>5</b>	<b>58</b>	<b>364</b>	<b>528</b>	<b>46</b>
Sheriff's Off.	331					192	127	12
Aberdeen	185			4	15	28	131	7
Carthage	16				4	5	6	1
Pinebluff	0							
Pinehurst	101					38	62	1
Robbins	26				15	5	6	
Southern Pines	335	1		1	20	94	194	25
Vass	2						2	
Whispering Pines	2					2		
SBI	0							
Highway Patrol	2				2			
<b>NASH CO</b>	<b>549</b>	<b>5</b>	<b>4</b>	<b>10</b>	<b>60</b>	<b>240</b>	<b>220</b>	<b>10</b>
Sheriff's Off.	447	5	4	10	46	220	162	
Bailey	16				2	4	7	3
Battleboro	0							
Middlesex	0							
Nashville	75				1	16	51	7
Sharpsburg	0							
Spring Hope	0							
Whitakers	0							
SBI	0							
Highway Patrol	11				11			
<b>NEW HANOVER CO</b>	<b>7194</b>	<b>14</b>	<b>34</b>	<b>127</b>	<b>437</b>	<b>2020</b>	<b>4204</b>	<b>358</b>
Sheriff's Off.	1864	3	7	17	118	624	994	101
Carolina Beach	296		2	4	21	129	125	15
Kure Beach	23			1	4	12	3	3
Wilmington	4752	11	25	104	286	1185	2915	226
Wrightsville Beach	254			1	3	70	167	13
SBI	0							
Highway Patrol	5				5			
<b>NORTHAMPTON CO</b>	<b>262</b>	<b>4</b>	<b>3</b>	<b>3</b>	<b>75</b>	<b>99</b>	<b>72</b>	<b>6</b>
Sheriff's Off.	233	4	3	1	67	90	62	6
Conway	0							
Gaston	1						1	
Jackson	3			1		2		
Rich Square	13					4	9	
Seaboard	1					1		
Woodland	5			1	2	2		
SBI	0							
Highway Patrol	6				6			
<b>ONSLOW CO</b>	<b>2317</b>	<b>6</b>	<b>15</b>	<b>98</b>	<b>193</b>	<b>574</b>	<b>1283</b>	<b>143</b>
Sheriff's Off.	966	4	9	38	106	286	446	77
Hollyridge	0							
Jacksonville	1320	2	6	60	80	276	825	71
Richlands	0							
Swansboro	26				2	12	12	
SBI	0							
Highway Patrol	5				5			

# NORTH CAROLINA CRIME INDEX OFFENSES BY CONTRIBUTOR

	TOTAL CRIME INDEX	Murder	Rape	Robbery	Aggra- vated Assault	Burglary B&E	Larceny	Motor Vehicle Theft
<b>ORANGE CO</b>	<b>2347</b>	<b>4</b>	<b>23</b>	<b>31</b>	<b>222</b>	<b>359</b>	<b>1579</b>	<b>129</b>
Sheriff's Off.	663	1	4	7	12	307	288	44
Carrboro	487	2	4	9	88	137	221	26
Chapel Hill	1556		15	11	113	340	1021	56
Hillsborough	140	1		4	8	75	49	3
SBI	0							
Highway Patrol	1				1			
<b>PAMLICO CO</b>	<b>134</b>	<b>1</b>	<b>1</b>		<b>15</b>	<b>65</b>	<b>50</b>	<b>2</b>
Sheriff's Off.	132	1	1		13	65	50	2
SBI	0							
Highway Patrol	2				2			
<b>PASQUOTANK CO</b>	<b>754</b>	<b>3</b>	<b>2</b>	<b>2</b>	<b>65</b>	<b>144</b>	<b>509</b>	<b>9</b>
Sheriff's Off.	180	2	2	1	39	63	72	1
Elizabeth City	573	1		1	45	81	437	8
SBI	0							
Highway Patrol	1				1			
<b>PENDER CO</b>	<b>381</b>	<b>2</b>	<b>2</b>	<b>4</b>	<b>44</b>	<b>153</b>	<b>116</b>	<b>10</b>
Sheriff's Off.	280	2	2	4	43	126	94	9
Burgaw	0							
New Topsail Beach	14					9	5	
Surf City	37				1	18	17	1
SBI	0							
Highway Patrol	0							
<b>PERQUIMANS CO</b>	<b>62</b>		<b>4</b>	<b>1</b>	<b>42</b>	<b>6</b>	<b>3</b>	<b>1</b>
Sheriff's Off.	10		1		2	2	4	1
Hertford	52		3	1	40	4	4	
SBI	0							
Highway Patrol	0							
<b>PERSON CO</b>	<b>693</b>	<b>2</b>	<b>4</b>	<b>3</b>	<b>73</b>	<b>237</b>	<b>351</b>	<b>20</b>
Sheriff's Off.	364	2	1	2	1	178	166	14
Roxboro	327		3	1	73	59	185	6
SBI	0							
Highway Patrol	2				2			
<b>PITT CO</b>	<b>3259</b>	<b>6</b>	<b>14</b>	<b>45</b>	<b>119</b>	<b>810</b>	<b>2140</b>	<b>129</b>
Sheriff's Off.	764	3	3	7	42	306	390	13
Ayden	86	1	1	1	2	35	44	2
Bethel	98				19	23	47	9
ECU	77				2	23	52	
Farmville	151			1	17	23	106	4
Fountain	0							
Greenville	2038	2	10	36	33	381	1480	96
Grifton	24				1	12	10	1
Grimesland	0							
Winterville	18					7	11	
SBI	0							
Highway Patrol	3				3			

# NORTH CAROLINA CRIME INDEX OFFENSES BY CONTRIBUTOR

	TOTAL CRIME INDEX	Murder	Rape	Robbery	Aggra- vated Assault	Burglary B&E	Larceny	Motor Vehicle Theft
<b>ROWAN CO</b>	<b>2399</b>	<b>6</b>	<b>8</b>	<b>42</b>	<b>276</b>	<b>930</b>	<b>1535</b>	<b>102</b>
Sheriff's Off.	735	1	2	5	33	333	336	25
China Grove	18	1		2	2	6	7	
East Spencer	26	1			10	5	10	
Landis	67			1		22	42	2
North Kannapolis	734	1	2	5	130	297	273	26
Salisbury	1316	2	4	29	98	267	867	49
Spencer	0							
SBI	0							
Highway Patrol	3				3			
<b>RUTHERFORD CO</b>	<b>1013</b>	<b>4</b>	<b>1</b>	<b>10</b>	<b>28</b>	<b>390</b>	<b>536</b>	<b>49</b>
Sheriff's Off.	483	3	1	2	8	204	232	33
Forest City	301	1		3	1	99	189	8
Lake Lure	45					32	13	
Rutherfordton	0							
Spindale	188			5	18	55	102	8
SBI	0							
Highway Patrol	1				1			
<b>SAMPSON CO</b>	<b>717</b>	<b>11</b>	<b>7</b>	<b>7</b>	<b>37</b>	<b>245</b>	<b>356</b>	<b>54</b>
Sheriff's Off.	515	10	7	5	26	191	237	39
Clinton	193	1		2	7	53	115	15
Garland	0							
Newton Grove	6				1	1	4	
Roseboro	0							
SBI	0							
Highway Patrol	3				3			
<b>SCOTLAND CO</b>	<b>1449</b>	<b>1</b>	<b>10</b>	<b>15</b>	<b>394</b>	<b>372</b>	<b>616</b>	<b>41</b>
Sheriff's Off.	654	1	7	8	239	187	194	18
Gibson	1			1				
Laurinburg	789		3	6	155	182	420	23
Wagram	5					3	2	
SBI	0							
Highway Patrol	0							
<b>STANLY CO</b>	<b>1145</b>	<b>2</b>	<b>4</b>	<b>29</b>	<b>97</b>	<b>394</b>	<b>590</b>	<b>26</b>
Sheriff's Off.	468	1	2	19	25	203	205	13
Albemarle	568	1	2	5	53	166	329	12
Locust	8			1		1	6	
Norwood	59			3	7	13	36	
Oakboro	22			1	1	5	14	1
Stanfield	15				6	6	3	
SBI	0							
Highway Patrol	5				5			
<b>STOKES CO</b>	<b>152</b>		<b>3</b>	<b>2</b>	<b>14</b>	<b>70</b>	<b>55</b>	<b>8</b>
Sheriff's Off.	147		3	2	9	70	55	8
Walnut Cove	2				2			
SBI	0							
Highway Patrol	3				3			

# NORTH CAROLINA CRIME INDEX OFFENSES BY CONTRIBUTOR

	TOTAL CRIME INDEX	Murder	Rape	Robbery	Aggra- vated Assault	Burglary B&E	Larceny	Motor Vehicle Theft
<b>POLK CO</b>	<b>137</b>	<b>1</b>	<b>2</b>	<b>1</b>	<b>11</b>	<b>73</b>	<b>46</b>	<b>3</b>
Sheriff's Off.	102	1	2	1	2	65	28	3
Columbus	0							
Saluda	0							
Tryon	29				3	8	18	
SBI	0							
Highway Patrol	6				6			
<b>RANDOLPH CO</b>	<b>1761</b>	<b>11</b>	<b>2</b>	<b>10</b>	<b>92</b>	<b>769</b>	<b>752</b>	<b>175</b>
Sheriff's Off.	1199	9	2	6	35	580	485	82
Asheboro	477			4	38	165	241	29
Franklinville	0							
Liberty	50	2			9	15	24	
Ramseur	3					3		
Randleman	27				5	6	12	4
SBI	0							
Highway Patrol	5				5			
<b>RICHMOND CO</b>	<b>706</b>	<b>4</b>	<b>2</b>	<b>12</b>	<b>42</b>	<b>429</b>	<b>175</b>	<b>42</b>
Sheriff's Off.	469	4	2	8	24	333	71	27
Ellerbe	8				5		3	
Hamlet	228			4	12	96	101	15
Rockingham	0							
SBI	0							
Highway Patrol	1				1			
<b>ROBESON CO</b>	<b>3407</b>	<b>17</b>	<b>12</b>	<b>27</b>	<b>529</b>	<b>844</b>	<b>1811</b>	<b>167</b>
Sheriff's Off.	1498	12	10	13	349	445	578	91
Fairmont	226		1	1	30	77	107	10
Lumberton	1394	4	1	11	96	278	947	57
Maxton	7				5	2		
Parkton	0							
Pembroke	13				7	2		4
Red Springs	116	1			19	1	92	3
Rowland	42			1	2	20	19	
Saint Pauls	104			1	14	19	68	2
SBI	0							
Highway Patrol	7				7			
<b>ROCKINGHAM CO</b>	<b>2237</b>	<b>5</b>	<b>10</b>	<b>25</b>	<b>209</b>	<b>716</b>	<b>1169</b>	<b>103</b>
Sheriff's Off.	746	3	6	9	24	338	350	16
Eden	600	1	1	6	72	151	331	38
Madison	93		1	1	15	28	44	4
Mayodan	82				2	21	57	2
Reidsville	706	1	2	9	96	173	383	42
Stoneville	10					5	4	1
SBI	0							
Highway Patrol	0							

# NORTH CAROLINA CRIME INDEX OFFENSES BY CONTRIBUTOR

	TOTAL CRIME INDEX	Murder	Rape	Robbery	Aggra- vated Assault	Burglary B&E	Larceny	Motor Vehicle Theft
<b>SURRY CO</b>	<b>1416</b>	<b>5</b>	<b>5</b>	<b>12</b>	<b>51</b>	<b>522</b>	<b>724</b>	<b>97</b>
Sheriff's Off.	700	2	1	5	25	291	330	46
Dobson	1						1	
Elkin	130			1	20	6	94	9
Mount Airy	533	3	4	4	1	204	279	38
Pilot Mountain	44					21	20	3
SBI	3			2				1
Highway Patrol	5				5			
<b>SWAIN CO</b>	<b>186</b>	<b>4</b>	<b>1</b>	<b>3</b>	<b>34</b>	<b>86</b>	<b>57</b>	<b>1</b>
Sheriff's Off.	56	1		1	2	46	6	
Bryson City	27					14	13	
Cherokee	101	3	1	2	30	26	38	1
SBI	0							
Highway Patrol	2				2			
<b>TRANSYLVANIA CO</b>	<b>431</b>	<b>7</b>	<b>7</b>	<b>6</b>	<b>8</b>	<b>184</b>	<b>214</b>	<b>19</b>
Sheriff's Off.	214			3	2	97	99	13
Brevard	216			3	5	87	115	6
SBI	0							
Highway Patrol	1				1			
<b>TYRRELL CO</b>	<b>69</b>	<b>1</b>	<b>1</b>	<b>1</b>	<b>17</b>	<b>25</b>	<b>25</b>	<b>1</b>
Sheriff's Off.	69		1		17	25	25	1
Columbia	0							
SBI	0							
Highway Patrol	0							
<b>UNION CO</b>	<b>1792</b>	<b>1</b>	<b>8</b>	<b>55</b>	<b>316</b>	<b>639</b>	<b>610</b>	<b>85</b>
Sheriff's Off.	901	1	7	18	161	347	310	57
Marshville	110				36	28	42	4
Monroe	764		1	16	118	158	450	21
Waxhaw	2					2		
Wingate	14			1		4	8	1
SBI	0							
Highway Patrol	1				1			
<b>VANCE CO</b>	<b>1024</b>	<b>4</b>	<b>3</b>	<b>11</b>	<b>116</b>	<b>346</b>	<b>517</b>	<b>27</b>
Sheriff's Off.	742	3	2	8	55	299	357	18
Henderson	280	1	1	3	59	47	160	9
Kittrell	0							
SBI	0							
Highway Patrol	2				2			

# NORTH CAROLINA CRIME INDEX OFFENSES BY CONTRIBUTOR


	TOTAL CRIME INDEX	Murder	Rape	Robbery	Aggra- vated Assault	Burglary B&E	Larceny	Motor Vehicle Theft
<b>WAKE CO</b>	<b>11517</b>	<b>26</b>	<b>64</b>	<b>194</b>	<b>465</b>	<b>2944</b>	<b>7208</b>	<b>616</b>
Sheriff's Off.	2261	13	28	46	55	853	1133	133
Apex	46		2		11	13	19	1
Cary	367	1		3	7	75	260	21
Fuquay-Varina	108	1			7	18	81	1
Garner	275		2	5	11	47	198	12
Knightdale	0							
Raleigh	8207	11	31	138	353	1885	5348	441
Rolesville	0							
State Govt. Sec.	96				2	2	89	3
Wake Forest	0							
Wendell	70		1		10	24	32	3
Zebulon	78			2	1	27	47	1
SBI	1						1	
Highway Patrol	8				8			
<b>WARREN CO</b>	<b>33</b>				<b>3</b>	<b>13</b>	<b>11</b>	
Sheriff's Off.	27				3	13	11	
Norlina	0							
Warrenton	6					5	1	
SBI	0							
Highway Patrol	0							
<b>WASHINGTON CO</b>	<b>279</b>	<b>3</b>	<b>1</b>	<b>2</b>	<b>35</b>	<b>103</b>	<b>107</b>	<b>8</b>
Sheriff's Off.	65	2			15	37	9	2
Plymouth	209	1	1	2	35	66	98	6
Roper	0							
SBI	0							
Highway Patrol	5				5			
<b>WATAUGA CO</b>	<b>658</b>	<b>1</b>	<b>4</b>	<b>3</b>	<b>64</b>	<b>218</b>	<b>365</b>	<b>33</b>
Sheriff's Off.	305	1	3	2	53	150	83	13
Appl. State Univ.	192				2	20	165	5
Blowing Rock	66				6	20	37	3
Boone	95		1	1	3	28	50	12
SBI	0							
Highway Patrol	0							
<b>WAYNE CO</b>	<b>2564</b>	<b>8</b>	<b>8</b>	<b>56</b>	<b>30</b>	<b>779</b>	<b>1482</b>	<b>151</b>
Sheriff's Off.	613	4	2	16	42	283	232	34
Eureka	0							
Fremont	0							
Goldsboro	1761	4	4	38	28	436	1145	106
Mount Olive	180		1	1	7	58	104	9
Pikeville	8		1	1	2	2		2
SBI	1						1	
Highway Patrol	1				1			

# NORTH CAROLINA CRIME INDEX OFFENSES BY CONTRIBUTOR

	TOTAL CRIME INDEX	Murder	Rape	Robbery	Aggra- vated Assault	Burglary B&E	Larceny	Motor Vehicle Theft
<b>WILKES CO.</b>	<b>889</b>	<b>10</b>	<b>3</b>	<b>22</b>	<b>58</b>	<b>304</b>	<b>353</b>	<b>89</b>
Sheriff's Off.	530	9	3	22	38	266	117	75
North Wilkesboro	307	1			18	38	236	14
Ronda	0							
Wilkesboro	0							
SBI	0							
Highway Patrol	2				2			
<b>WILSON CO.</b>	<b>3290</b>	<b>13</b>	<b>6</b>	<b>60</b>	<b>348</b>	<b>611</b>	<b>2099</b>	<b>153</b>
Sheriff's Off.	465	7	2	9	32	183	216	16
Black Creek	0							
Elm City	0							
Lucama	0							
Saratoga	5					3	2	
Sims	10				5	2	3	
Stantonsburg	35			1	15	12	7	
Wilson	2772	6	4	50	293	411	1871	137
SBI	0							
Highway Patrol	3				3			
<b>YADKIN CO.</b>	<b>414</b>	<b>1</b>	<b>1</b>	<b>3</b>	<b>14</b>	<b>136</b>	<b>238</b>	<b>21</b>
Sheriff's Off.	302	1	1	2	7	106	168	17
Boonville	0							
East Bend	0							
Jonesville	68				4	24	38	2
Yadkinville	44			1	3	6	32	2
SBI	0							
Highway Patrol	0							
<b>YANCEY CO.</b>	<b>120</b>			<b>1</b>	<b>32</b>	<b>29</b>	<b>52</b>	<b>6</b>
Sheriff's Off.	100			1	26	28	40	5
Burnsville	17				3	1	12	1
SBI	0							
Highway Patrol	3				3			
<b>N.C. WILDLIFE COMM.</b>	<b>2</b>				<b>2</b>			



**IV**  
**NORTH CAROLINA**  
**TYPE AND VALUE**  
**OF PROPERTY**  
**STOLEN AND RECOVERED**



**STATE OF NORTH CAROLINA**  
**1976, VALUE OF PROPERTY STOLEN AND RECOVERED**

The table below indicates by month and value of property reported stolen and recovered during 1976. The total value of property reported stolen in North Carolina in 1976 was \$63,504,993.

Although law enforcement agencies recovered approximately 34 percent of the property stolen the net loss was still in excess of \$42,000,000 dollars.

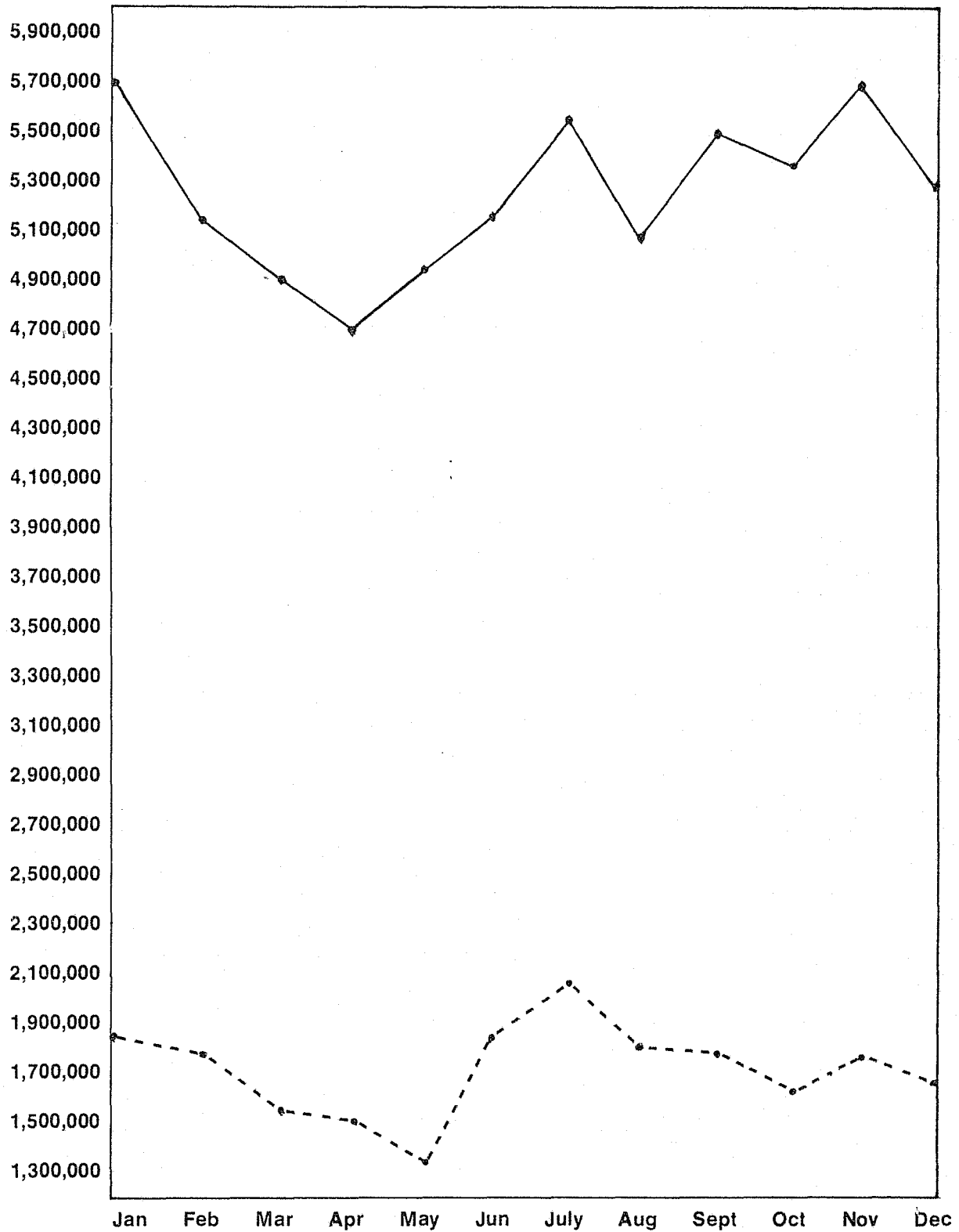
January had the largest value of property stolen in a single month as it did in 1975.

**VALUE OF PROPERTY STOLEN AND RECOVERED**

Month	Stolen	Recovered	Percent
January .....	\$ 5,702,247	\$ 1,830,962	32.11
February .....	\$ 5,138,334	\$ 1,823,207	35.48
March .....	\$ 4,914,653	\$ 1,655,100	33.68
April .....	\$ 4,729,259	\$ 1,612,109	34.09
May .....	\$ 4,969,889	\$ 1,488,324	29.95
June .....	\$ 5,174,945	\$ 1,844,404	35.64
July .....	\$ 5,698,066	\$ 2,046,354	35.91
August .....	\$ 5,081,907	\$ 1,849,173	36.39
September .....	\$ 5,551,213	\$ 1,832,482	33.01
October .....	\$ 5,508,803	\$ 1,773,623	32.20
November .....	\$ 5,644,479	\$ 1,843,352	32.66
December .....	\$ 5,391,198	\$ 1,796,842	33.33
<b>Total .....</b>	<b>\$63,504,993</b>	<b>\$21,395,992</b>	<b>33.69</b>
Monthly Average .....	\$ 5,292,083	\$ 1,782,994	33.69

For classifying and scoring purposes the seven Crime Index Offenses are grouped into two categories—crimes against persons and crimes against property. Crimes against persons include murder, rape, and aggravated assault. Crime against property include robbery, burglary, larceny and motor vehicle theft. Supplemental data relating to these property crimes is collected and analyzed on a monthly basis. The resulting figures provide information concerning the value of property stolen and recovered, the various types of property stolen and the value of property stolen by offense category.

# VALUE OF PROPERTY STOLEN AND RECOVERED



Stolen  
Recovered

The table below reflects the amount of property stolen and recovered by type of property. Locally stolen motor vehicles accounted for the highest property loss as a single category. This value was \$19,331,620. The miscellaneous category was the second largest category of stolen property despite additional property categories provided in the 1976 UCR program.

Type of Property	Value of Property		% Recovered
	Value Stolen	Value Recovered	
Currency .....	\$ 5,421,956	\$ 779,482	14.38
Jewelry & Precious Metals .....	\$ 3,412,083	\$ 376,457	11.03
Clothing & Furs .....	\$ 1,577,804	\$ 264,807	16.78
Locally Stolen Motor Vehicles ....	\$19,331,620	\$15,332,975	79.32
Office Equipment .....	\$ 836,368	\$ 184,344	22.04
TV's, Radios, Cameras, etc. ....	\$11,241,830	\$ 1,010,080	8.99
Firearms .....	\$ 2,181,226	\$ 352,569	16.16
Household Goods .....	\$ 2,354,055	\$ 319,168	13.56
Consumable Goods .....	\$ 748,946	\$ 125,382	16.74
Livestock .....	\$ 258,363	\$ 30,801	11.92
Miscellaneous .....	\$16,140,742	\$ 2,619,967	16.23
<b>TOTAL</b> .....	<b>\$63,504,993</b>	<b>\$21,395,932</b>	<b>33.69</b>

### STATE OF NORTH CAROLINA MONTHLY VALUE OF PROPERTY STOLEN BY TYPE

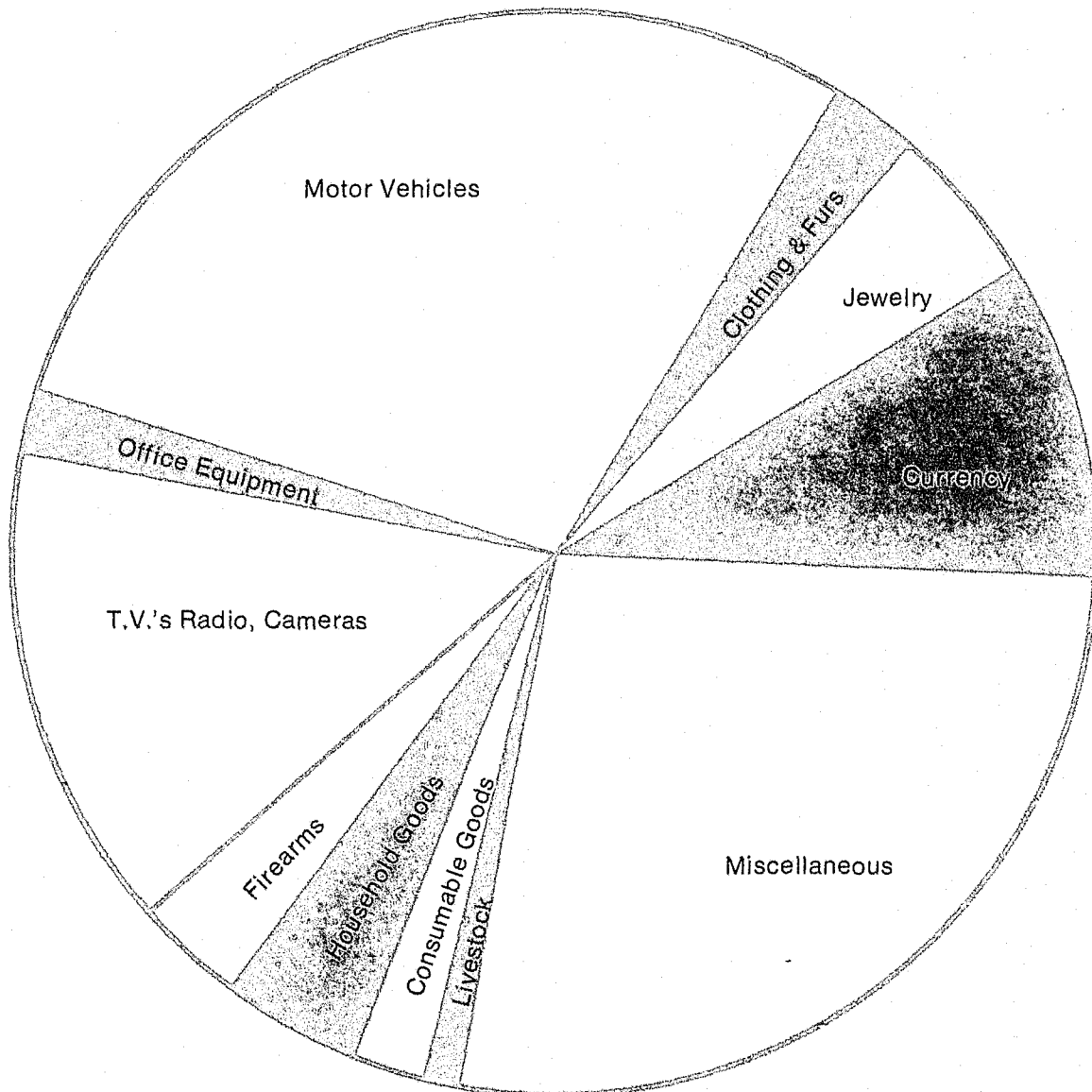
TYPE OF PROPERTY	JANUARY	FEBRUARY	MARCH
Currency .....	\$ 416,012	\$ 429,054	\$ 403,079
Jewelry .....	\$ 310,162	\$ 249,372	\$ 295,091
Clothing & Furs .....	\$ 130,180	\$ 132,782	\$ 75,369
Motor Vehicles .....	\$1,621,230	\$1,457,866	\$1,349,682
Office Equipment .....	\$ 62,761	\$ 85,158	\$ 55,910
T.V.'s, Radios, Cameras, etc. ....	\$1,072,110	\$ 967,011	\$ 897,191
Firearms .....	\$ 226,792	\$ 150,648	\$ 165,493
Household Goods .....	\$ 227,656	\$ 196,844	\$ 150,392
Consumable Goods .....	\$ 80,852	\$ 55,699	\$ 49,726
Livestock .....	\$ 27,299	\$ 38,506	\$ 21,098
Misc. ....	\$1,477,193	\$1,375,394	\$1,451,622

TYPE OF PROPERTY	APRIL	MAY	JUNE
Currency .....	\$ 323,149	\$ 374,473	\$ 418,795
Jewelry .....	\$ 238,453	\$ 258,183	\$ 274,076
Clothing & Furs .....	\$ 90,979	89,525	\$ 103,094
Motor Vehicles .....	\$1,489,956	\$1,546,219	\$1,582,559
Office Equipment .....	\$ 62,923	\$ 65,526	\$ 52,014
T.V.'s, Radios, Cameras, etc. ....	\$ 873,594	\$ 931,381	\$ 832,136
Firearms .....	\$ 160,129	\$ 130,807	\$ 157,076
Household Goods .....	\$ 150,929	\$ 204,047	\$ 195,085
Consumable Goods .....	\$ 38,806	\$ 53,466	\$ 67,442
Livestock .....	\$ 26,652	\$ 13,037	\$ 13,301
Misc. ....	\$1,273,689	\$1,303,225	\$1,479,367

TYPE OF PROPERTY	JULY	AUGUST	SEPTEMBER
Currency .....	\$ 596,935	\$ 468,391	\$ 440,888
Jewelry .....	\$ 241,673	\$ 203,088	\$ 229,759
Clothing & Furs .....	\$ 140,425	\$ 121,798	\$ 144,804
Motor Vehicles .....	\$2,016,917	\$1,703,714	\$1,604,171
Office Equipment .....	\$ 70,326	\$ 85,728	\$ 70,651

T.V.'s, Radios, Cameras, etc. ....	\$ 887,593	\$ 876,154	\$ 942,574
Firearms .....	\$ 139,482	\$ 168,332	\$ 202,033
Household Goods .....	\$ 158,158	\$ 192,496	\$ 251,600
Consumable Goods .....	\$ 50,663	\$ 64,549	\$ 83,019
Livestock .....	\$ 10,996	\$ 10,374	\$ 24,913
Misc. ....	\$1,384,898	\$1,187,283	\$1,556,801

TYPE OF PROPERTY	OCTOBER	NOVEMBER	DECEMBER
Currency .....	\$ 558,574	\$ 454,359	\$ 538,247
Jewelry .....	\$ 431,498	\$ 380,740	\$ 299,988
Clothing & Furs .....	\$ 181,975	\$ 196,306	\$ 170,567
Motor Vehicles .....	\$1,662,947	\$1,749,228	\$1,547,131
Office Equipment .....	\$ 82,968	\$ 69,830	\$ 72,573
T.V.'s, Radios, Cameras, etc. ....	\$ 980,969	\$ 982,882	\$ 998,235
Firearms .....	\$ 180,173	\$ 265,450	\$ 234,811
Household Goods .....	\$ 163,691	\$ 202,885	\$ 210,272
Consumable Goods .....	\$ 61,183	\$ 80,538	\$ 63,003
Livestock .....	\$ 30,370	\$ 16,866	\$ 24,951
Misc. ....	\$1,174,455	\$1,245,395	\$1,231,420



## VALUE OF PROPERTY STOLEN BY TYPE OF OFFENSE

<b>MURDER</b>	<b>Number</b>	<b>Value</b>
		\$ 4,254

<b>RAPE</b>	<b>Number</b>	<b>Value</b>
	807	\$ 9,604

<b>ROBBERY</b>	<b>Number</b>	<b>Value</b>
<b>Classification</b>		
Highway	1522	\$ 234,508
Commercial	519	\$ 186,563
House		
Service Station	240	\$ 87,523
Chain Store	463	\$ 146,597
Residence	453	\$ 178,641
Bank	65	\$ 198,012
Miscellaneous	513	\$ 147,383
<b>TOTAL</b>	<b>3775</b>	<b>\$ 1,179,227</b>

<b>LARCENY</b>	<b>Number</b>	<b>Value</b>
<b>Classification</b>		
Pick Pocket	715	\$ 122,983
Purse-Snatching	1,226	\$ 130,354
Shoplifting	11,367	\$ 422,562
From Motor		
Vehicles	22,945	\$ 4,869,683
Motor Vehicle		
Parts & Acc.	27,532	\$ 3,931,029
Bicycles	9,705	\$ 902,930
From Buildings	16,808	\$ 4,559,929
Coin-Op.	2,650	\$ 121,370
Machines		
All Other	20,267	\$ 6,182,352
<b>TOTAL</b>	<b>113,215</b>	<b>\$21,243,192</b>

<b>BURGLARY</b>	<b>Number</b>	<b>Value</b>
<b>Classification</b>		
<b>RESIDENCE</b>		
Night	12,798	\$ 4,262,879
Day	17,655	\$ 7,150,589
Unknown	7,584	\$ 2,885,541
<b>Nonresidence</b>		
Night	17,667	\$ 5,947,509
Day	2,827	\$ 804,397
Unknown	4,022	\$ 1,383,995
<b>TOTAL</b>	<b>62,553</b>	<b>\$22,434,910</b>

<b>MOTOR VEHICLE THEFT</b>	<b>Number</b>	<b>Value</b>
<b>Classification</b>		
MV Theft	9,502	\$18,633,793

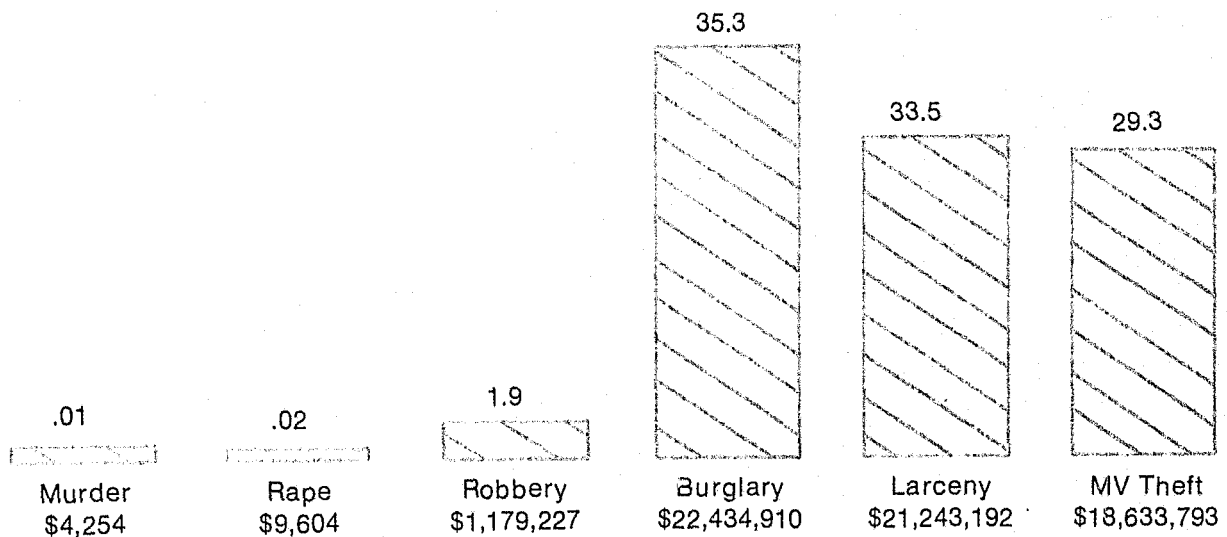
**STATE OF NORTH CAROLINA**  
**MONTHLY VALUE OF PROPERTY STOLEN BY OFFENSE**

OFFENSE	JANUARY	FEBRUARY	MARCH
Murder .....	\$ 401	\$ 0	\$ 0
Rape .....	\$ 0	\$ 40	\$ 0
Robbery .....	\$ 111,481	\$ 97,549	\$ 83,976
Burglary .....	\$2,315,642	\$1,802,000	\$1,810,587
Larceny .....	\$1,700,159	\$1,817,602	\$1,729,277
MV Theft .....	\$1,574,557	\$1,421,127	\$1,290,805

OFFENSE	APRIL	MAY	JUNE
Murder .....	\$ 500	\$ 0	\$ 0
Rape .....	\$ 2,833	\$ 108	\$ 1,011
Robbery .....	\$ 61,426	\$ 73,331	\$ 84,383
Burglary .....	\$1,622,859	\$1,643,000	\$1,710,631
Larceny .....	\$1,600,667	\$1,745,674	\$1,868,576
MV Theft .....	\$1,440,969	\$1,507,751	\$1,510,368

OFFENSE	JULY	AUGUST	SEPTEMBER
Murder .....	\$ 2,410	\$ 40	\$ 0
Rape .....	\$ 194	\$ 4,205	\$ 0
Robbery .....	\$ 77,585	\$ 113,170	\$ 111,348
Burglary .....	\$1,802,511	\$1,602,214	\$1,824,454
Larceny .....	\$1,864,395	\$1,748,757	\$2,042,242
MV Theft .....	\$1,950,956	\$1,613,532	\$1,573,159

OFFENSE	OCTOBER	NOVEMBER	DECEMBER
Murder .....	\$ 0	\$ 900	\$ 3
Rape .....	\$ 952	\$ 60	\$ 201
Robbery .....	\$ 95,043	\$ 72,911	\$ 197,024
Burglary .....	\$1,938,569	\$2,260,286	\$2,102,157
Larceny .....	\$1,852,168	\$1,652,673	\$1,620,979
MV Theft .....	\$1,622,085	\$1,657,644	\$1,470,840








**V**

**VALUE OF PROPERTY  
STOLEN & RECOVERED  
BY CONTRIBUTOR**





**CONTINUED**

**1 OF 3**

	VALUE OF PROPERTY STOLEN	VALUE OF PROPERTY RECOVERED
<b>ALAMANCE CO</b>	<b>962,604.84</b>	<b>288,686.97</b>
Sheriff's Off.	361,482.09	60,681.22
Burlington	437,808.02	144,584.73
Elon College	15,735.47	6,491.50
Graham	123,017.78	65,315.59
Mebane	22,561.48	11,613.93
SBI	2,000.00	0
Highway Patrol	0	0
<b>ALEXANDER CO</b>	<b>225,345.01</b>	<b>74,813.00</b>
Sheriff's Off.	194,890.51	72,825.00
Taylorsville	30,454.50	1,988.00
SBI	0	0
Highway Patrol	0	0
<b>ALLEGHANY CO</b>	<b>8,905.00</b>	<b>2,805.00</b>
Sheriff's Off.	8,905.00	2,805.00
Sparta	NP	NP
SBI	0	0
Highway Patrol	0	0
<b>ANSON CO</b>	<b>76,045.87</b>	<b>29,459.45</b>
Sheriff's Off.	57,180.07	19,642.30
Lilesville	505.00	0
Morven	3.00	0
Polkton	4,454.95	1,169.00
Wadesboro	13,902.85	8,642.15
SBI	0	0
Highway Patrol	0	0
<b>ASHE CO</b>	<b>51,218.53</b>	<b>22,681.00</b>
Sheriff's Off.	48,209.00	20,681.00
West Jefferson	3,009.53	2,000.00
SBI	0	0
Highway Patrol	0	0
<b>AVERY CO</b>	<b>176,745.28</b>	<b>44,668.00</b>
Sheriff's Off.	159,469.28	44,228.00
Banner Elk	17,276.00	440.00
Crossnore	NP	NP
Newland	NP	NP
SBI	0	0
Highway Patrol	0	0
<b>BEAUFORT CO</b>	<b>299,571.90</b>	<b>96,196.71</b>
Sheriff's Off.	223,869.90	69,947.53
Aurora	1,673.35	280.00
Belhaven	12,941.45	4,215.45
Chocowinity	0	0
Washington	61,087.10	21,753.73
SBI	0	0
Highway Patrol	0	0

	VALUE OF PROPERTY STOLEN	VALUE OF PROPERTY RECOVERED
<b>BERTIE CO</b>	<b>68,685.22</b>	<b>23,565.86</b>
Sheriff's Off.	54,194.56	14,531.26
Aulander	1,230.00	1,050.00
Colerain	0	0
Kelford	0	0
Lewiston	0	0
Windsor	13,260.66	7,984.60
SBI	0	0
Highway Patrol	0	0
<b>BLADEN CO</b>	<b>142,867.35</b>	<b>59,097.35</b>
Sheriff's Off.	126,554.74	52,807.50
Bladenboro	6,373.17	1,319.17
Clarkton	974.00	0
Elizabethtown	8,965.44	4,970.68
White Lake	0	0
SBI	0	0
Highway Patrol	0	0
<b>BRUNSWICK CO</b>	<b>402,839.82</b>	<b>197,348.95</b>
Sheriff's Off.	352,377.98	105,093.77
Boiling Spring Lakes	8,336.70	3,029.00
Holden Beach	1,100.00	350.00
Long Beach	18,170.73	20,252.00
Ocean Isle Beach	3,827.00	1,000.00
Shallotte	14,075.60	6,418.32
Southport	4,945.81	1,205.86
Sunset Beach	0	0
Yaupon Beach	0	0
SBI	0	0
Highway Patrol	0	0
<b>BUNCOMBE CO</b>	<b>2,021,816.30</b>	<b>1,005,355.03</b>
Sheriff's Off.	619,323.96	261,432.70
Asheville	1,386,212.45	738,988.33
Biltmore Forest	0	0
Black Mountain	16,139.89	4,934.00
Montreat	140.00	0
Weaverville	0	0
SBI	0	0
Highway Patrol	0	0
<b>BURKE CO</b>	<b>556,523.77</b>	<b>170,689.54</b>
Sheriff's Off.	324,739.12	65,505.70
Drexel	4,986.00	601.50
Morganton	137,343.64	52,672.39
Valdese	89,455.01	51,909.95
SBI	0	0
Highway Patrol	0	0

	VALUE OF PROPERTY STOLEN	VALUE OF PROPERTY RECOVERED
<b>CABARRUS CO</b>	<b>788,727.48</b>	<b>179,188.09</b>
Sheriff's Off.	287,030.93	19,565.41
Concord	171,820.61	57,416.90
Kannapolis	329,875.94	102,205.78
SBI	0	0
Highway Patrol	0	0
<b>CALDWELL CO</b>	<b>639,416.17</b>	<b>236,368.96</b>
Sheriff's Off.	427,271.91	144,744.35
Granite Falls	10,215.00	3,494.00
Hudson	0	0
Lenoir	201,929.26	85,130.61
Rhodhiss	0	0
SBI	0	0
Highway Patrol	0	0
<b>CAMDEN CO</b>	<b>19,864.74</b>	<b>2,207.00</b>
Sheriff's Off.	19,864.74	2,207.00
SBI	0	0
Highway Patrol	0	0
<b>CARTERET CO</b>	<b>204,356.68</b>	<b>93,061.59</b>
Sheriff's Off.	0	0
Atlantic Beach	68,575.50	23,427.83
Beaufort	25,281.30	10,950.10
Cape Carteret	885.00	275.00
Emerald Isle	20,690.23	4,089.00
Morehead City	88,924.65	54,309.66
Newport	0	0
SBI	0	0
Highway Patrol	0	0
<b>CASWELL CO</b>	<b>105,174.59</b>	<b>19,304.35</b>
Sheriff's Off.	105,174.59	19,304.35
SBI	0	0
Highway Patrol	0	0
<b>CATAWBA CO</b>	<b>1,307,683.52</b>	<b>509,203.53</b>
Sheriff's Off.	569,157.88	184,023.23
Brookford	0	0
Claremont	2,089.00	0
Conover	30,434.73	2,563.90
Hickory	396,172.74	268,839.00
Longview	26,952.00	3,256.00
Maiden	45,984.81	34,083.11
Newton	236,892.36	16,443.29
SBI	0	0
Highway Patrol	0	0
<b>CHATHAM CO</b>	<b>161,838.44</b>	<b>43,065.76</b>
Sheriff's Off.	133,098.68	27,995.75
Pittsboro	775.00	425.00
Siler City	27,964.76	14,645.01
SBI	0	0
Highway Patrol	0	0

	VALUE OF PROPERTY STOLEN	VALUE OF PROPERTY RECOVERED
<b>CHEROKEE CO</b>	<b>74,894.75</b>	<b>18,062.88</b>
Sheriff's Off.	45,625.47	7,300.20
Andrews	5,073.18	782.18
Murphy	24,196.10	9,981.00
SBI	0	0
Highway Patrol	0	0
<b>CHOWAN CO</b>	<b>82,924.99</b>	<b>39,538.88</b>
Sheriff's Off.	23,952.09	4,394.00
Edenton	58,972.90	35,144.88
SBI	0	0
Highway Patrol	0	0
<b>CLAY CO</b>	<b>2,885.00</b>	<b>1,550.00</b>
Sheriff's Off.	2,885.00	1,550.00
SBI	0	0
Highway Patrol	0	0
<b>CLEVELAND CO</b>	<b>738,782.47</b>	<b>199,531.81</b>
Sheriff's Off.	366,753.89	91,513.64
Boiling Springs	0	0
Kings Mountain	103,425.10	25,211.17
Lawndale	0	0
Shelby	268,803.48	82,807.00
SBI	0	0
Highway Patrol	0	0
<b>COLUMBUS CO</b>	<b>508,320.54</b>	<b>178,168.88</b>
Sheriff's Off.	0	0
Rural Police	274,257.50	23,484.79
Chadbourn	23,047.71	11,275.00
Fair Bluff	19,874.68	10,935.00
Lake Waccamaw	3,323.00	0
Tabor City	25,276.49	3,156.24
Whiteville	157,541.16	69,317.85
SBI	0	0
Highway Patrol	0	0
<b>CRAVEN CO</b>	<b>435,725.27</b>	<b>140,898.28</b>
Sheriff's Off.	230,621.79	52,735.45
Havelock	54,918.61	11,446.48
New Bern	145,551.80	74,851.35
Vanceboro	633.00	1,865.00
SBI	0	0
Highway Patrol	0	0
<b>CUMBERLAND CO</b>	<b>5,195,884.69</b>	<b>1,603,514.15</b>
Sheriff's Off.	2,098,392.00	547,698.00
Fayetteville	2,849,095.62	931,405.56
Hope Mills	99,238.00	86,200.00
Spring Lake	149,159.01	38,210.59
SBI	0	0
Highway Patrol	0	0

	VALUE OF PROPERTY STOLEN	VALUE OF PROPERTY RECOVERED
<b>CURRITUCK CO</b>	40,912.66	10,605.95
Sheriff's Off.	40,912.66	10,605.95
SBI	0	0
Highway Patrol	0	0
<b>DARE CO</b>	68,810.71	8,592.43
Sheriff's Off.	38,070.89	4,231.00
Kill Devil Hills	2,470.00	105.00
Manteo	3,962.50	0
Nags Head	24,307.32	4,256.43
SBI	0	0
Highway Patrol	0	0
<b>DAVIDSON CO</b>	1,062,146.12	341,637.78
Sheriff's Off.	669,404.51	200,305.92
Denton	3,732.10	203.85
Lexington	223,930.62	67,671.44
Thomasville	165,078.89	73,456.57
SVI	0	0
Highway Patrol	0	0
<b>DAVIE CO</b>	116,650.29	26,622.47
Sheriff's Off.	108,312.34	25,570.00
Mocksville	8,337.95	1,052.47
SBI	0	0
Highway Patrol	0	0
<b>DUPLIN CO</b>	157,522.87	54,444.62
Sheriff's Off.	116,480.91	40,872.08
Beulaville	1,853.06	1,147.83
Faison	4,324.18	2.57
Kenansville	2,276.45	856.95
Magnolia	3,365.00	0
Rose Hill	8,299.00	3,610.00
Wallace	15,744.61	6,823.79
Warsaw	5,179.66	1,131.40
SBI	0	0
Highway Patrol	0	0
<b>DURHAM CO</b>	2,501,096.82	862,624.00
Sheriff's Off.	476,185.82	135,631.00
Durham	2,024,911.00	726,993.00
SBI	0	0
Highway Patrol	0	0
<b>EDGECOMBE CO</b>	774,171.16	302,822.38
Sheriff's Off.	221,214.33	87,860.73
Macclesfield	725.00	0
Pinetops	5,172.85	0
Princeville	0	0
Rocky Mount	480,749.28	193,002.95
Tarboro	66,309.70	21,958.70
SBI	0	0
Highway Patrol	0	0



	VALUE OF PROPERTY STOLEN	VALUE OF PROPERTY RECOVERED
<b>FORSYTH CO</b>	<b>3,466,689.78</b>	<b>1,186,686.92</b>
Sheriff's Off.	769,124.86	113,224.88
Kernersville	87,403.84	18,039.73
Winston-Salem	2,610,155.03	1,055,422.31
SBI	0	0
Highway Patrol	0	0
<b>FRANKLIN CO</b>	<b>86,280.79</b>	<b>28,750.64</b>
Sheriff's Off.	68,464.26	21,177.80
Bunn	0	0
Franklinton	2,493.64	600.89
Louisburg	15,322.89	6,971.65
Youngsville	0	0
SBI	0	0
Highway Patrol	0	0
<b>GASTON CO</b>	<b>2,326,949.70</b>	<b>463,879.40</b>
Sheriff's Off.	0	0
Rural Police	1,058,101.00	193,033.00
Belmont	55,157.06	1,683.01
Bessemer City	41,735.47	22,259.95
Cherryville	29,934.21	4,330.90
Cramerton	24,184.16	7,161.50
Dallas	34,229.00	14,595.00
Gastonia	1,012,370.00	188,969.00
High Shoals	0	0
Lowell	28,337.91	17,494.54
McAdenville	0	0
Mount Holly	29,576.31	10,363.00
Ranlo	13,324.58	3,989.50
SBI	0	0
Highway Patrol	0	0
<b>GATES CO</b>	<b>42,940.82</b>	<b>13,045.00</b>
Sheriff's Off.	42,940.82	13,045.00
SBI	0	0
Highway Patrol	0	0
<b>GRAHAM CO</b>	<b>7,025.00</b>	<b>4,000.00</b>
Sheriff's Off.	3,025.00	2,500.00
Robbinsville	4,000.00	1,500.00
SBI	0	0
Highway Patrol	0	0
<b>GRANVILLE CO</b>	<b>140,337.84</b>	<b>50,136.59</b>
Sheriff's Off.	3,581.50	1,222.00
Butner	43,069.27	12,609.48
Creedmoor	7,216.20	2,871.00
Oxford	86,470.87	33,434.11
Stovall	0	0
SBI	0	0
Highway Patrol	0	0

	VALUE OF PROPERTY STOLEN	VALUE OF PROPERTY RECOVERED
<b>GREENE CO.</b>	<b>56,546.35</b>	<b>7,045.39</b>
Sheriff's Off.	51,336.18	7,045.39
Hookerton	0	0
Snow Hill	5,210.17	0
SBI	0	0
Highway Patrol	0	0
<b>GUILFORD CO.</b>	<b>4,825,232.60</b>	<b>1,425,844.15</b>
Sheriff's Off.	1,082,760.00	281,082.00
Gibsonville	3,903.86	0
Greensboro	2,534,907.00	752,330.00
High Point	1,203,661.74	392,432.15
SBI	0	0
Highway Patrol	0	0
<b>HALIFAX CO.</b>	<b>275,642.43</b>	<b>89,282.64</b>
Sheriff's Off.	99,016.15	39,597.45
Enfield	41,097.42	13,670.41
Gaston	900.00	0
Halifax	0	0
Hobgood	953.22	177.00
Littleton	4,286.00	1,856.00
Roanoke Rapids	110,652.69	26,981.18
Scotland Neck	5,092.96	1,078.16
Weldon	13,643.99	5,922.44
SBI	0	0
Highway Patrol	0	0
<b>HARNETT CO.</b>	<b>594,810.92</b>	<b>71,165.72</b>
Sheriff's Off.	416,277.96	37,320.78
Angier	14,781.55	5,895.39
Coats	13,944.99	3,197.99
Dunn	124,462.91	18,111.01
Erwin	16,723.12	6,486.55
Lillington	8,394.84	154.00
SBI	224.95	0
Highway Patrol	0	0
<b>HAYWOOD CO.</b>	<b>429,265.16</b>	<b>104,365.78</b>
Sheriff's Off.	212,843.61	70,929.10
Canton	24,687.25	11,399.50
Clyde	0	0
Hazelwood	13,555.34	6,741.54
Waynesville	178,178.96	15,295.64
SBI	0	0
Highway Patrol	0	0
<b>HENDERSON CO.</b>	<b>392,279.97</b>	<b>163,467.03</b>
Sheriff's Off.	259,984.58	130,998.30
Hendersonville	132,295.39	32,468.73
SBI	0	0
Highway Patrol	0	0

	VALUE OF PROPERTY STOLEN	VALUE OF PROPERTY RECOVERED
<b>HERTFORD CO</b>	<b>74,505.64</b>	<b>23,328.19</b>
Sheriff's Off.	35,143.06	5,377.72
Ahoskie	17,158.39	1,745.14
Murfreesboro	5,058.19	266.69
Winton	17,146.00	16,438.64
SBI	0	0
Highway Patrol	0	0
<b>HOKE CO</b>	<b>180,134.74</b>	<b>51,344.69</b>
Sheriff's Off.	137,628.98	37,639.87
Raeford	42,505.76	16,704.82
SBI	0	0
Highway Patrol	0	0
<b>HYDE CO</b>	<b>19,035.34</b>	<b>2,733.55</b>
Sheriff's Off.	19,035.34	2,733.55
SBI	0	0
Highway Patrol	0	0
<b>REDELL CO</b>	<b>713,865.99</b>	<b>184,486.39</b>
Sheriff's Off.	368,251.87	101,534.71
Harmony	0	0
Mooreville	68,228.17	14,155.67
Statesville	277,385.95	68,796.01
SBI	0	0
Highway Patrol	0	0
<b>JACKSON CO</b>	<b>40,107.84</b>	<b>5,529.84</b>
Sheriff's Off.	39,849.00	5,515.00
Sylva	258.84	8.84
SBI	0	0
Highway Patrol	0	0
<b>JOHNSTON CO</b>	<b>406,203.00</b>	<b>86,862.04</b>
Sheriff's Off.	202,569.77	21,205.75
Benson	35,136.20	15,943.95
Clayton	36,421.92	14,000.34
Four Oaks	0	0
Kenly	0	0
Micro	0	0
Pine Level	0	0
Princeton	6,572.35	1,400.00
Selma	40,215.82	9,170.77
Smithfield	85,286.94	24,841.23
SBI	0	0
Highway Patrol	0	0
<b>JONES CO</b>	<b>11,069.31</b>	<b>1,909.80</b>
Sheriff's Off.	11,044.31	1,884.80
SBI	25.00	25.00
Highway Patrol	0	0

	VALUE OF PROPERTY STOLEN	VALUE OF PROPERTY RECOVERED
<b>LEE CO</b>	<b>621,251.26</b>	<b>115,775.12</b>
Sheriff's Off.	159,838.82	71,868.69
Sanford	161,412.44	43,906.43
SBI	0	0
Highway Patrol	0	0
<b>LENOIR CO</b>	<b>600,962.97</b>	<b>207,539.18</b>
Sheriff's Off.	354,239.74	135,373.96
Kinston	227,474.93	64,156.92
LaGrange	18,348.30	8,008.30
Pink Hill	0	0
SBI	0	0
Highway Patrol	0	0
<b>LINCOLN CO</b>	<b>265,505.35</b>	<b>110,073.26</b>
Sheriff's Off.	265,472.79	101,957.25
Lincolnton	20,032.56	8,121.01
SBI	0	0
Highway Patrol	0	0
<b>MCDOWELL CO</b>	<b>178,677.84</b>	<b>44,823.19</b>
Sheriff's Off.	146,522.84	36,916.19
Marion	32,355.00	7,912.00
Old Fort	0	0
SBI	0	0
Highway Patrol	0	0
<b>WAGON CO</b>	<b>42,114.64</b>	<b>6,035.00</b>
Sheriff's Off.	39,231.64	4,405.00
Franklin	2,689.00	1,680.00
Highlands	194.00	0
SBI	0	0
Highway Patrol	0	0
<b>MADISON CO</b>	<b>0</b>	<b>0</b>
Sheriff's Off.	0	0
Hot Springs	0	0
Marshall	0	0
Mars Hill	0	0
SBI	0	0
Highway Patrol	0	0
<b>MARTIN CO</b>	<b>56,312.01</b>	<b>11,753.34</b>
Sheriff's Off.	8,998.00	7,247.30
Everetts	1,090.00	350.00
Jamesville	2,052.20	2.20
Robersonville	7,594.74	3,259.34
Williamston	36,577.07	895.00
SBI	0	0
Highway Patrol	0	0

	VALUE OF PROPERTY STOLEN	VALUE OF PROPERTY RECOVERED
<b>MECKLENBURG CO</b>	<b>9,841,901.72</b>	<b>3,019,140.00</b>
Sheriff's Off.	0	0
Rural Police	2,215,067.00	572,602.00
Charlotte	7,567,908.00	2,436,962.00
Cornelius	10,148.83	1,828.00
Davidson	23,387.15	7,179.00
Huntersville	3,436.00	0
Matthews	8,311.30	148.00
Pineville	13,643.44	421.00
SBI	0	0
Highway Patrol	0	0
<b>MITCHELL CO</b>	<b>49,258.89</b>	<b>26,315.00</b>
Sheriff's Off.	36,583.00	19,122.00
Bakersville	2,000.00	800.00
Spruce Pine	10,675.89	6,393.00
SBI	0	0
Highway Patrol	0	0
<b>MONTGOMERY CO</b>	<b>116,527.40</b>	<b>35,996.02</b>
Sheriff's Off.	82,874.50	20,548.83
Biscoe	6,395.94	3,379.00
Candor	2,214.65	648.65
Mount Gilead	7,301.07	2,192.60
Star	242.00	100.00
Troy	17,498.94	9,126.94
SBI	0	0
Highway Patrol	0	0
<b>MOORE CO</b>	<b>378,365.56</b>	<b>209,736.78</b>
Sheriff's Off.	174,698.74	121,118.19
Aberdeen	32,606.11	14,702.30
Whispering Pines	0	0
Carthage	1,223.23	923.23
Pinebluff	0	0
Pinehurst	59,106.19	13,177.30
Robbins	453.00	75.00
Southern Pines	109,968.29	59,737.76
Vass	280.00	0
SBI	0	0
Highway Patrol	0	0
<b>NASH CO</b>	<b>201,699.98</b>	<b>58,054.72</b>
Sheriff's Off.	173,919.19	35,452.15
Bailey	4,994.85	1,605.00
Battleboro	0	0
Middlesex	0	0
Nashville	22,785.94	15,997.57
Sharpsburg	0	0
Spring Hope	0	0
Whitakers	0	0
SBI	0	0
Highway Patrol	0	0

	VALUE OF PROPERTY STOLEN	VALUE OF PROPERTY RECOVERED
<b>NEW HANOVER CO</b>	<b>2,096,588.74</b>	<b>872,001.14</b>
Sheriff's Off.	690,005.00	145,566.00
Carolina Beach	68,399.65	27,990.15
Kure Beach	8,895.00	6,034.00
Wilmington	1,236,217.67	662,818.79
Wrightsville Beach	93,071.42	29,592.20
ABI	0	0
Highway Patrol	0	0
<b>NORTHAMPTON CO</b>	<b>68,832.01</b>	<b>15,276.84</b>
Sheriff's Off.	59,812.71	14,876.84
Conway	0	0
Gaston	900.00	0
Jackson	3.50	0
Rich Square	7,095.00	300.00
Seaboard	160.80	100.00
Woodland	860.00	0
SBI	0	0
Highway Patrol	0	0
<b>ONSLOW CO</b>	<b>560,980.82</b>	<b>151,066.98</b>
Sheriff's Off.	193,434.80	0
Hollyridge	0	0
Jacksonville	362,514.52	149,421.98
Richlands	0	0
Swansboro	4,981.00	1,645.00
SBI	0	0
Highway Patrol	0	0
<b>ORANGE CO</b>	<b>793,730.15</b>	<b>202,621.91</b>
Sheriff's Off.	281,642.90	34,775.54
Carrboro	95,260.40	36,624.17
Chapel Hill	382,725.00	124,137.00
Hillsborough	34,101.85	7,085.20
SBI	0	0
Highway Patrol	0	0
<b>PAMLICO CO</b>	<b>27,978.85</b>	<b>1,877.45</b>
Sheriff's Off.	27,978.85	1,877.45
SBI	0	0
Highway Patrol	0	0
<b>PASQUOTANK CO</b>	<b>157,981.80</b>	<b>35,870.27</b>
Sheriff's Off.	46,707.67	7,301.99
Elizabeth City	111,274.13	28,568.28
SBI	0	0
Highway Patrol	0	0
<b>PENDER CO</b>	<b>125,688.67</b>	<b>46,395.15</b>
Sheriff's Off.	108,240.97	43,940.15
Burgaw	0	0
New Topsail Beach	5,182.70	0
Surf City	12,260.00	2,455.00
SBI	0	0
Highway Patrol	0	0

	VALUE OF PROPERTY STOLEN	VALUE OF PROPERTY RECOVERED
<b>PERQUIMANS CO.</b>	<b>18,189.17</b>	<b>2,778.97</b>
Sheriff's Off.	2,706.20	2,699.00
Hertford	432.97	79.87
SBI	0	0
Highway Patrol	0	0
<b>PERSON CO.</b>	<b>140,914.95</b>	<b>28,678.05</b>
Sheriff's Off.	94,618.86	9,646.50
Roxboro	46,296.09	19,031.55
SBI	0	0
Highway Patrol	0	0
<b>PITT CO.</b>	<b>858,791.95</b>	<b>827,282.15</b>
Sheriff's Off.	257,840.45	57,184.83
Ayden	21,382.37	1,932.27
Bethel	27,389.11	15,821.50
ECU	8,232.49	135.00
Farmville	22,079.14	5,229.64
Fountain	0	0
Greenville	516,356.52	245,031.14
Grifton	3,008.77	1,843.77
Grimesland	0	0
Winterville	2,443.13	54.00
SBI	0	0
Highway Patrol	0	0
<b>POLK CO.</b>	<b>64,145.40</b>	<b>9,197.70</b>
Sheriff's Off.	57,867.50	7,988.70
Columbus	0	0
Saluda	0	0
Tryon	6,277.90	1,209.00
SBI	0	0
Highway Patrol	0	0
<b>RANDOLPH CO.</b>	<b>658,308.59</b>	<b>100,741.33</b>
Sheriff's Off.	489,790.79	73,999.56
Asheboro	127,178.64	17,512.56
Franklinville	0	0
Liberty	27,553.95	750.00
Ramseur	0	0
Randleman	8,785.21	8,479.21
SBI	0	0
Highway Patrol	0	0
<b>RICHMOND CO.</b>	<b>190,211.09</b>	<b>47,896.79</b>
Sheriff's Off.	133,684.43	24,966.79
Ellerbe	236.00	0
Hamlet	56,290.66	22,930.00
Rockingham	0	0
SBI	0	0
Highway Patrol	0	0

	VALUE OF PROPERTY STOLEN	VALUE OF PROPERTY RECOVERED
<b>ROBEESON CO</b>	<b>954,770.15</b>	<b>570,029.17</b>
Sheriff's Off.	517,431.57	257,319.24
Fairmont	57,223.62	30,985.51
Lumberton	302,597.65	270,996.64
Maxton	248.24	248.24
Parkton	0	0
Pembroke	11,200.00	5,400.00
Red Springs	20,486.04	3,716.15
Rowland	30,689.06	512.00
Saint Pauls	14,896.97	851.39
SBI	0	0
Highway Patrol	0	0
<b>ROCKINGHAM CO</b>	<b>595,387.95</b>	<b>217,033.61</b>
Sheriff's Off.	223,849.88	26,133.80
Eden	158,379.57	91,953.62
Madison	27,048.81	13,690.00
Mayodan	8,290.46	3,048.16
Reidsville	174,629.23	82,208.03
Stoneville	3,190.00	0
SBI	0	0
Highway Patrol	0	0
<b>ROWAN CO</b>	<b>672,900.23</b>	<b>190,254.08</b>
Sheriff's Off.	184,504.23	54,801.18
China Grove	3,320.50	222.40
East Spencer	2,431.50	75.00
Landis	8,744.90	3,449.00
North Kannapolis	157,111.20	27,108.26
Salisbury	316,787.90	104,598.24
Spencer	0	0
SBI	0	0
Highway Patrol	0	0
<b>RUTHERFORD CO</b>	<b>264,396.40</b>	<b>103,394.85</b>
Sheriff's Off.	169,667.78	74,826.85
Forest City	51,671.67	14,898.50
Lake Lure	14,071.95	1,220.00
Rutherfordton	0	0
Spindale	28,985.00	12,449.50
SBI	0	0
Highway Patrol	0	0
<b>SAMPSON CO</b>	<b>319,707.16</b>	<b>94,961.12</b>
Sheriff's Off.	236,434.88	72,771.62
Clinton	46,035.50	21,905.00
Garland	0	0
Newton Grove	37,236.78	284.50
Roseboro	0	0
SBI	0	0
Highway Patrol	0	0



	VALUE OF PROPERTY STOLEN	VALUE OF PROPERTY RECOVERED
<b>SCOTLAND CO</b>	<b>271,965.19</b>	<b>91,574.25</b>
Sheriff's Off.	138,180.45	40,448.31
Gibson	20.00	0
Laurinburg	133,341.74	51,122.94
Wagram	423.00	3.00
SBI	0	0
Highway Patrol	0	0
<b>STANLEY CO</b>	<b>221,462.17</b>	<b>155,564.40</b>
Sheriff's Off.	112,800.37	21,537.93
Albemarle	80,800.42	30,074.33
Locust	4,429.38	113.41
Norwood	13,531.80	899.78
Oakboro	8,440.00	3,695.95
Stanfield	1,460.20	243.00
SBI	0	0
Highway Patrol	0	0
<b>STOKES CO</b>	<b>63,646.96</b>	<b>5,335.00</b>
Sheriff's Off.	63,646.96	5,335.00
Walnut Cove	0	0
SBI	0	0
Highway Patrol	0	0
<b>SURRY CO</b>	<b>577,703.06</b>	<b>224,543.15</b>
Sheriff's Off.	340,348.07	125,405.69
Dobson	30.00	0
Elkin	18,541.74	4,191.56
Mount Airy	165,716.25	50,951.90
Pilot Mountain	12,867.00	4,499.00
SBI	40,200.00	39,500.00
Highway Patrol	0	0
<b>SWAIN CO</b>	<b>40,733.67</b>	<b>7,238.55</b>
Sheriff's Off.	17,023.64	5,813.00
Bryson City	6,246.27	312.00
Cherokee	17,463.76	1,113.55
SBI	0	0
Highway Patrol	0	0
<b>TRANSYLVANIA CO</b>	<b>212,579.09</b>	<b>97,082.10</b>
Sheriff's Off.	171,046.96	69,617.51
Brevard	41,532.13	27,464.59
SBI	0	0
Highway Patrol	0	0
<b>TYRRELL CO</b>	<b>20,512.15</b>	<b>4,052.35</b>
Sheriff's Off.	20,512.15	4,052.35
Columbia	0	0
SBI	0	0
Highway Patrol	0	0


	VALUE OF PROPERTY STOLEN	VALUE OF PROPERTY RECOVERED
<b>UNION CO.</b>	<b>470,872.76</b>	<b>178,213.38</b>
Sheriff's Off.	310,026.00	141,752.00
Marshville	29,082.98	3,437.38
Monroe	128,941.43	32,074.00
Waxhaw	5.35	0
Wingate	2,817.00	950.00
SBI	0	0
Highway Patrol	0	0
<b>VANCE CO.</b>	<b>213,213.05</b>	<b>802,552.04</b>
Sheriff's Off.	169,884.95	29,069.00
Henderson	43,328.10	12,383.04
Kittrell	0	0
SBI	0	0
Highway Patrol	0	0
<b>WAKE CO.</b>	<b>4,091,678.83</b>	<b>1,984,747.58</b>
Sheriff's Off.	913,203.65	201,150.97
Apex	6,629.68	689.00
Cary	133,677.52	55,282.91
Fuquay-Varina	46,928.52	4,381.97
Garner	66,997.48	21,347.20
Knightdale	0	0
Raleigh	2,889,306.00	1,686,323.00
Rolesville	0	0
State Govt. Sec.	12,693.55	6,134.80
Wake Forest	0	0
Wendell	10,326.73	3,616.70
Zebulon	9,634.70	5,821.03
SBI	2,281.00	0
Highway Patrol	0	0
<b>WARREN CO.</b>	<b>11,780.00</b>	<b>3,097.00</b>
Sheriff's Off.	11,003.00	2,725.00
Norlina	0	0
Warrenton	727.00	372.00
SBI	0	0
Highway Patrol	0	0
<b>WASHINGTON CO.</b>	<b>1,42,382.06</b>	<b>10,041.26</b>
Sheriff's Off.	10,786.28	2,000.70
Plymouth	31,595.78	17,040.53
Roper	0	0
SBI	0	0
Highway Patrol	0	0
<b>WATAUGA CO.</b>	<b>1,176,210.95</b>	<b>63,680.67</b>
Sheriff's Off.	97,634.00	33,412.00
Appl. State Univ.	28,922.95	12,174.37
Blowing Rock	17,624.00	7,094.00
Boone	32,030.00	11,000.00
SBI	0	0
Highway Patrol	0	0

	VALUE OF PROPERTY STOLEN	VALUE OF PROPERTY RECOVERED
<b>WAYNE CO</b>	<b>862,189.45</b>	<b>308,549.17</b>
Sheriff's Off.	299,289.48	84,235.28
Eureka	0	0
Fremont	0	0
Goldsboro	520,332.05	201,371.00
Mount Olive	34,313.92	17,390.89
Pikeville	-8,252.00	352.00
SBI	200.00	200.00
Highway Patrol	0	0
<b>WILKES CO</b>	<b>422,781.82</b>	<b>190,014.44</b>
Sheriff's Off.	357,935.87	168,795.00
North Wilkesboro	64,845.95	21,219.44
Ronda	0	0
Wilkesboro	0	0
SBI	0	0
Highway Patrol	0	0
<b>WILSON CO</b>	<b>990,260.84</b>	<b>488,268.34</b>
Sheriff's Off.	275,075.27	140,487.63
Black Creek	0	0
Elm City	0	0
Lucama	0	0
Saratoga	1,225.00	0
Sims	548.66	30.00
Stantonsburg	8,263.00	362.00
Wilson	705,148.91	347,383.71
SBI	0	0
Highway Patrol	0	0
<b>YADKIN CO</b>	<b>116,662.19</b>	<b>36,915.93</b>
Sheriff's Off.	95,976.58	27,420.73
Boonville	0	0
East Bend	0	0
Jonesville	7,783.65	1,689.38
Yadkinville	12,901.96	7,809.82
SBI	0	0
Highway Patrol	0	0
<b>YANCEY CO</b>	<b>17,691.80</b>	<b>7,019.80</b>
Sheriff's Off.	15,951.00	5,454.00
Burnsville	1,740.80	1,565.80
SBI	0	0
Highway Patrol	0	0



**VI**

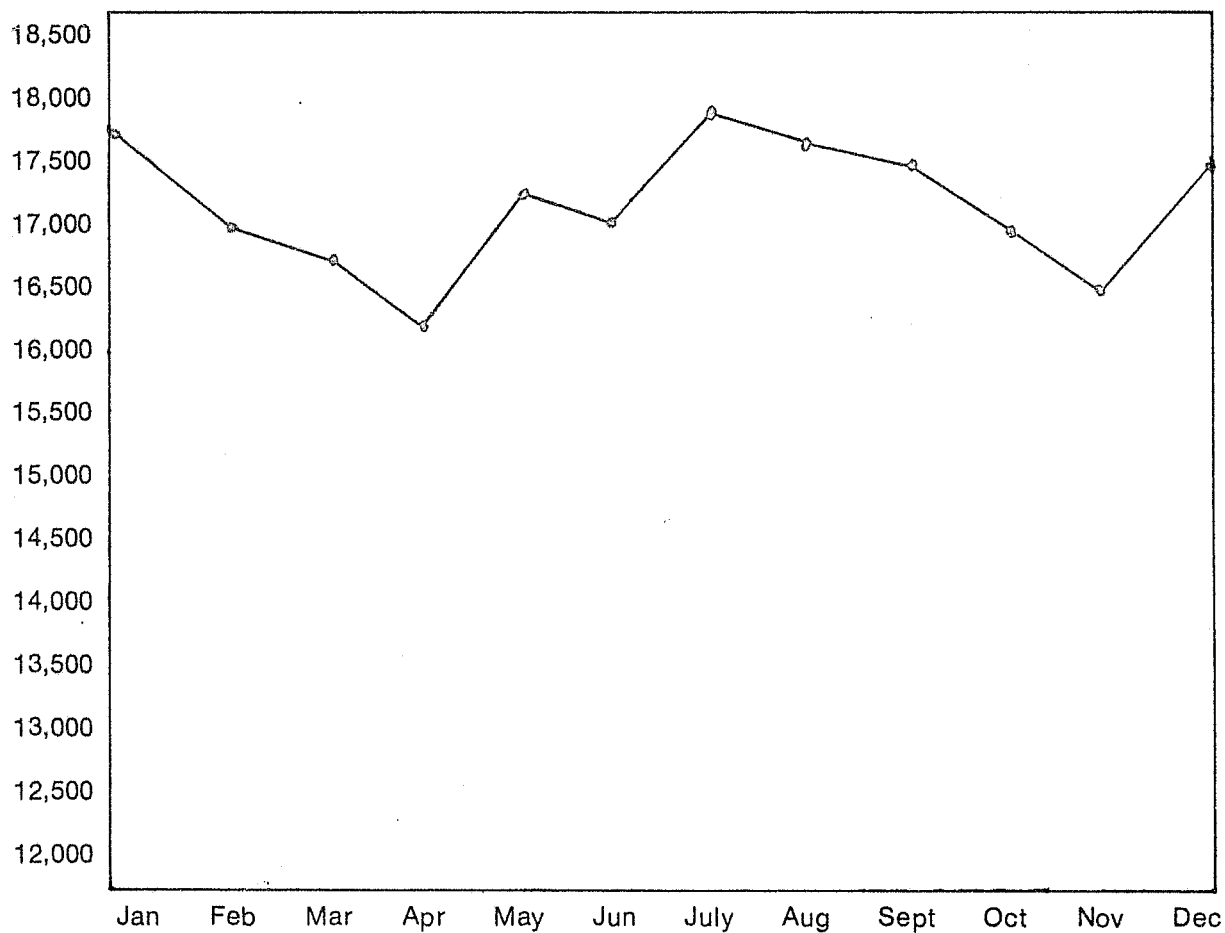
**UNIFORM  
CRIME REPORTING  
PROGRAM SUMMARY**



# INDEX CRIME REPORTED BY MONTH

The measure used to indicate the probable extent, fluctuation, and distribution of crime for the State as a whole, geographic divisions, individual municipalities, standard metropolitan statistical areas, etc. is a Crime Index consisting of seven important offenses which are counted as they become known to the law enforcement agencies. Crime classification used in the Index are: murder, forcible rape, robbery, aggravated assault, burglary-breaking and entering, larceny and motor vehicle theft.

The graph below illustrates the variation in the total number of index crimes reported monthly during 1975.



January  
February  
March  
April  
May  
June  
July  
August  
September  
October  
November  
December

VIOLENT	
January	1,679
February	1,652
March	1,669
April	1,644
May	1,852
June	1,873
July	2,136
August	1,966
September	1,828
October	1,711
November	1,694
December	1,779

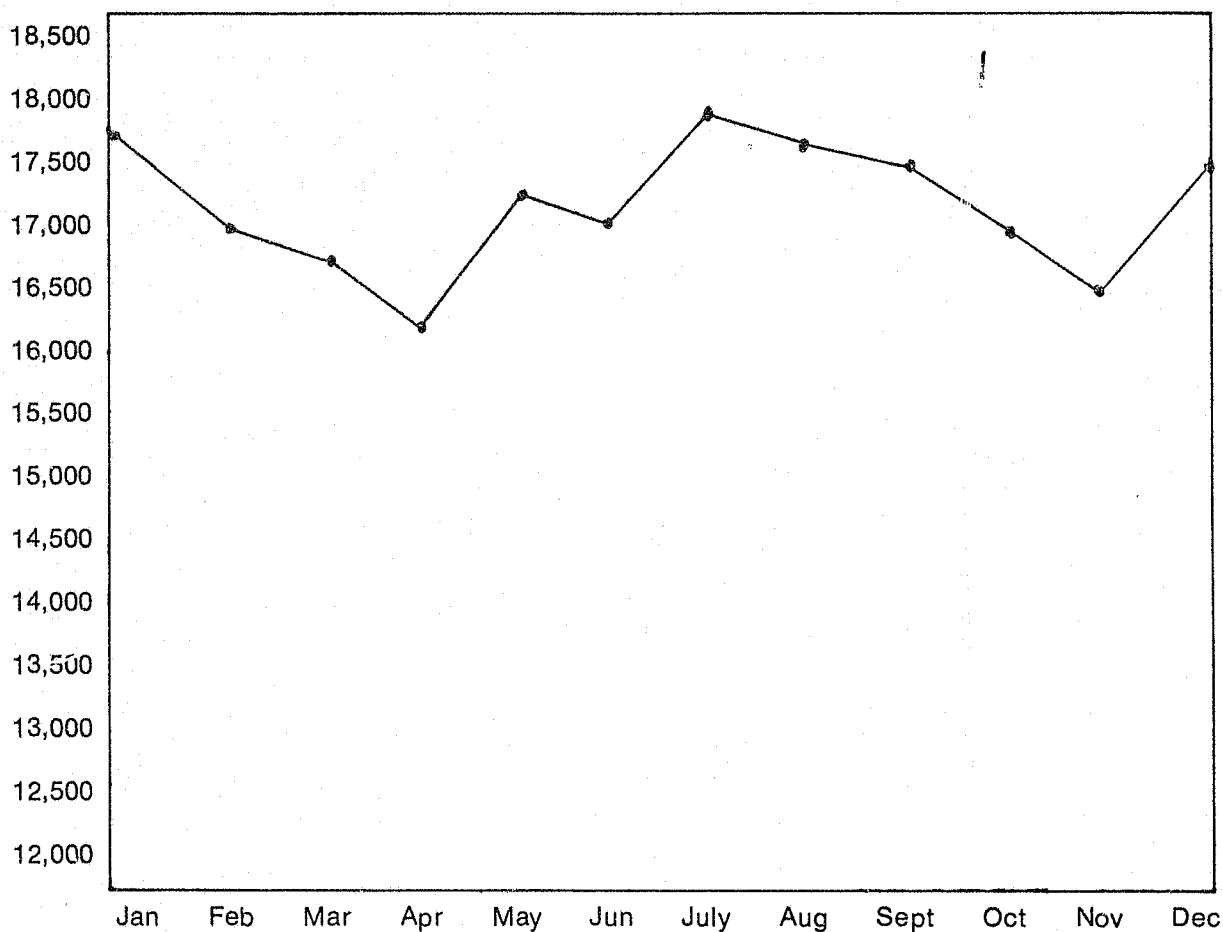
PROPERTY	
January	16,091
February	15,387
March	15,228
April	14,849
May	15,406
June	15,356
July	15,779
August	15,593
September	15,485
October	15,388
November	14,963
December	15,745

TOTAL	
January	17,770
February	17,039
March	16,980
April	16,200
May	17,250
June	17,020
July	17,880
August	17,559
September	17,485
October	16,950
November	16,480
December	17,450

# INDEX CRIME REPORTED BY MONTH

The measure used to indicate the probable extent, fluctuation, and distribution of crime for the State as a whole, geographic divisions, individual municipalities, standard metropolitan statistical areas, etc. is a Crime Index consisting of seven important offenses which are counted as they become known to the law enforcement agencies. Crime classification used in the Index are: murder, forcible rape, robbery, aggravated assault, burglary-breaking and entering, larceny and motor vehicle theft.

The graph below illustrates the variation in the total number of index crimes reported monthly during 1975.



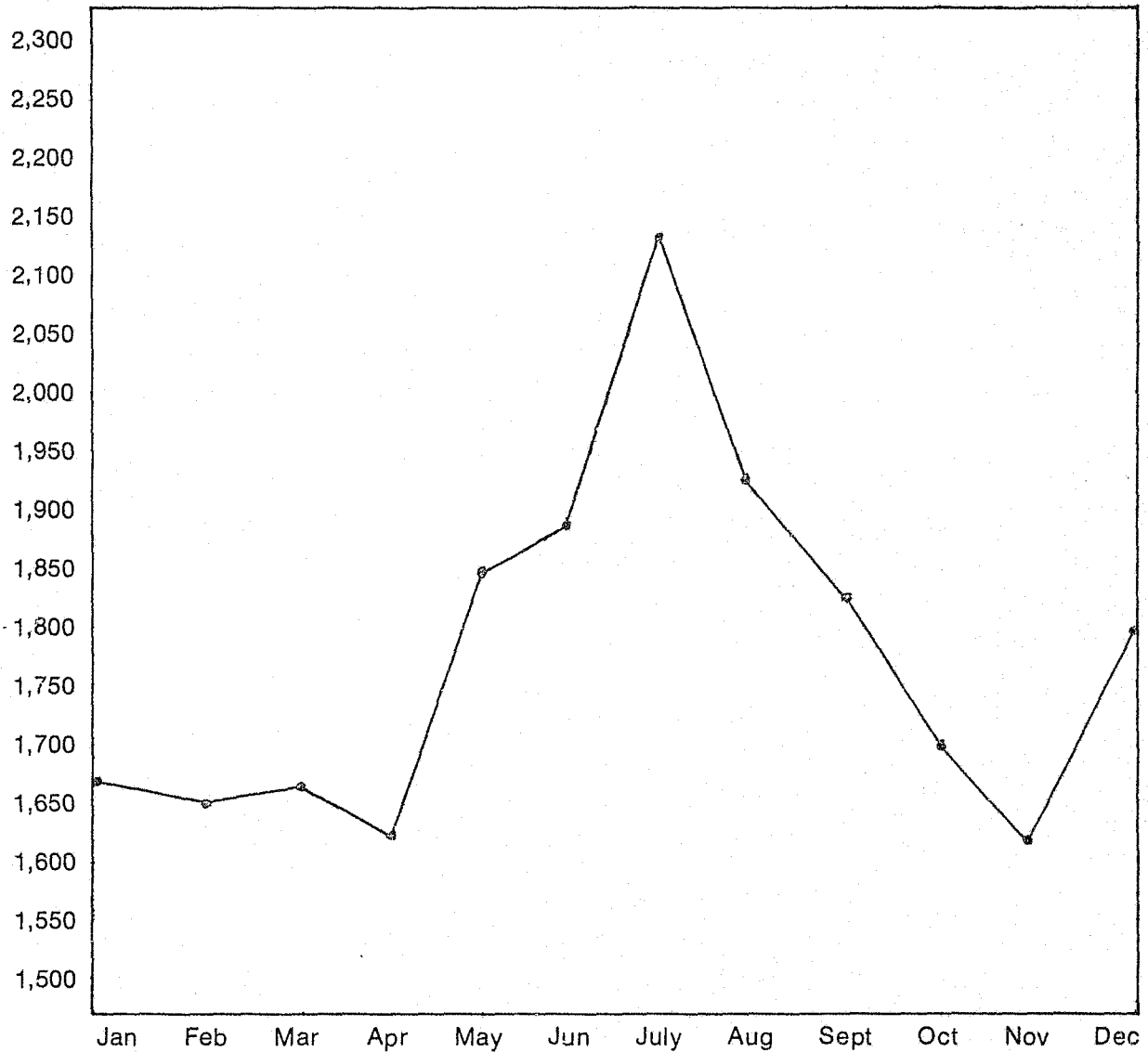
January  
February  
March  
April  
May  
June  
July  
August  
September  
October  
November  
December

VIOLENT	
January	1,879
February	1,659
March	1,619
April	1,579
May	1,728
June	1,700
July	1,879
August	1,819
September	1,785
October	1,738
November	1,668
December	1,745

PROPERTY	
January	15,840
February	15,300
March	15,100
April	14,800
May	15,500
June	15,300
July	16,000
August	15,800
September	15,700
October	15,200
November	14,800
December	15,700

TOTAL	
January	17,719
February	16,959
March	16,719
April	16,179
May	17,228
June	17,000
July	17,879
August	17,619
September	17,485
October	16,938
November	16,468
December	17,445

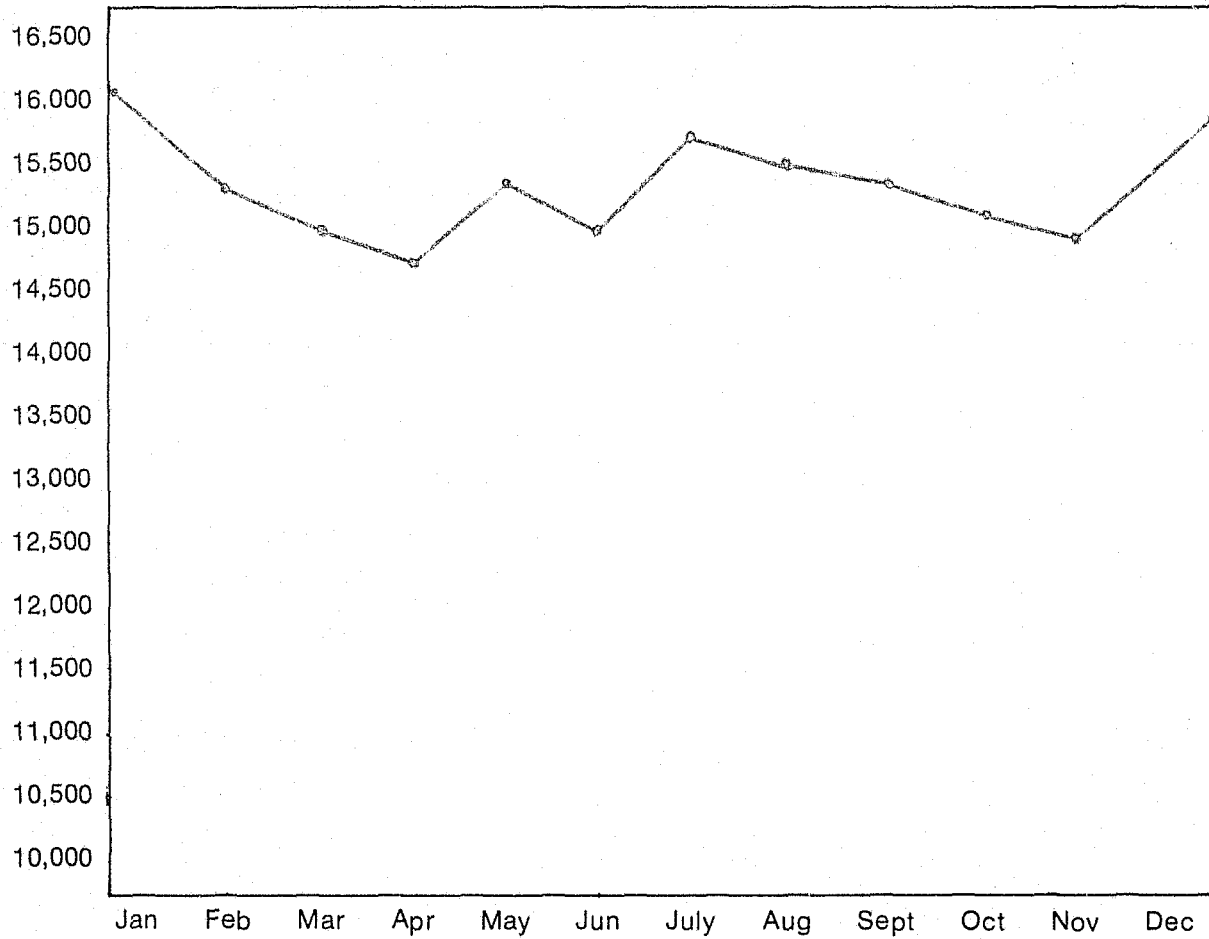
## VIOLENT CRIME



Crimes of violence include murder, forcible rape, robbery and aggravated assault. Violent crimes involve the element of personal confrontation between perpetrator and victim and because of their very nature, are more serious than property crimes. These offenses for the year 1976 made up 10 percent of all reported index crimes.



## PROPERTY CRIME



For Uniform Crime Reporting purposes, property crimes include the offenses of burglary-breaking and entering, larceny and motor vehicle theft. The number of property crimes reported for 1976 was nearly nine times the number of violent crimes, amounting to 90 percent of all Index Crimes reported.

## 1976 Distribution and Clearance Rates For Index Offenses

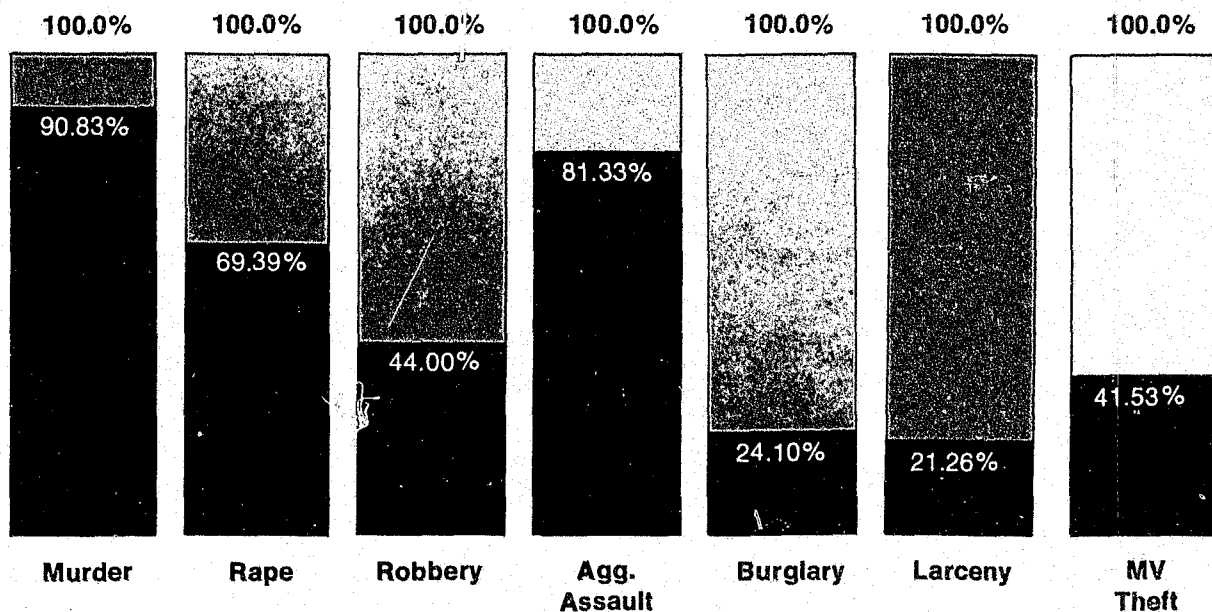
The percentage of crimes cleared by arrest is obtainable by dividing the number of offenses cleared by the number of offenses known and multiplying the resultant by 100 as:

$$\frac{50 \text{ (robberies cleared)}}{153 \text{ (robberies known)}} \times 100 = 32.67 \text{ percent cleared.}$$

The table below sets forth the percentage of each index crime cleared by arrest during the calendar year 1976.

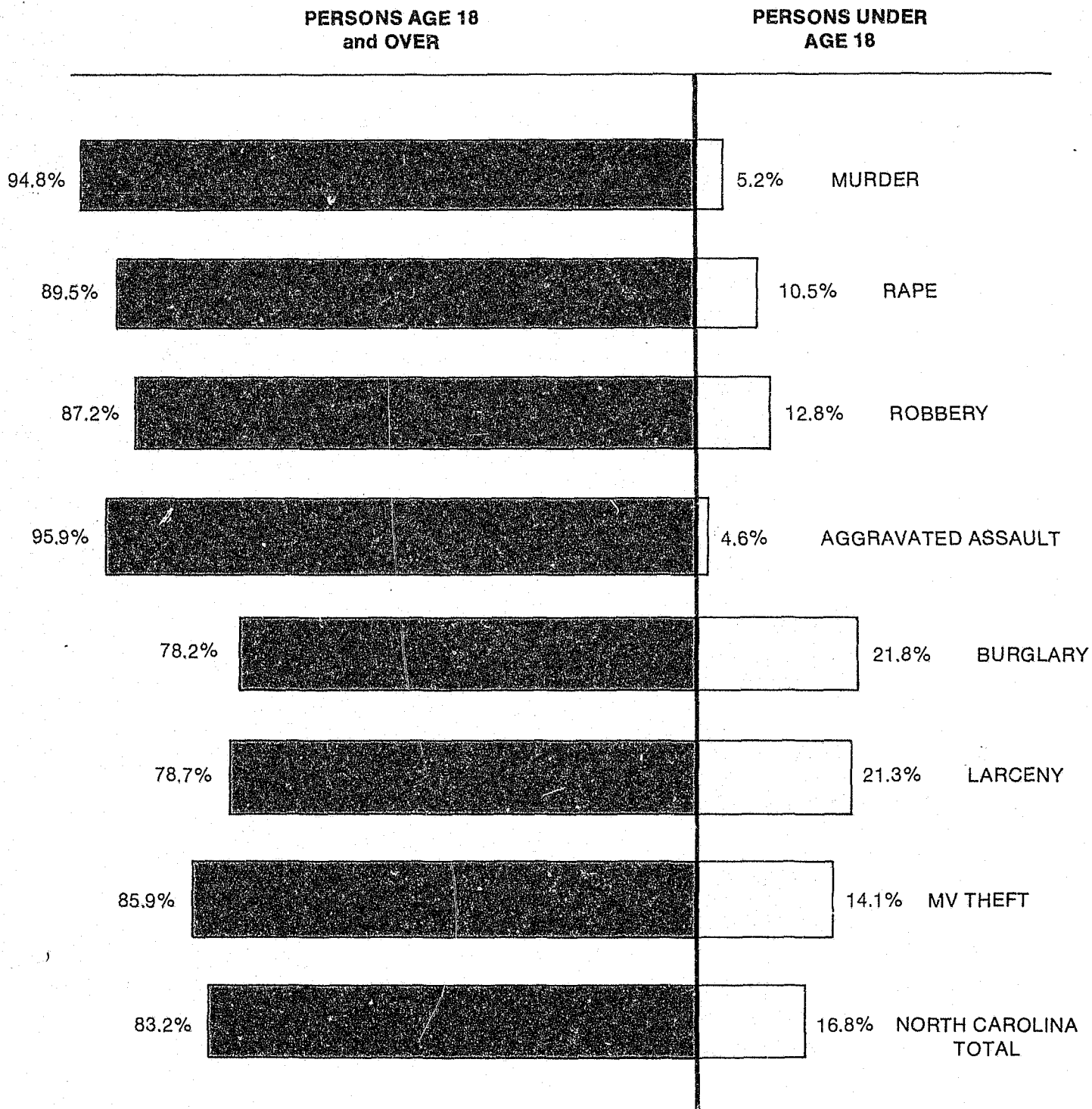
OFFENSE	NO. OF OFFENSES	PERCENT DISTRIBUTION	NUMBER CLEARED	PERCENT CLEARED
Murder	589	.28	535	90.83
Rape	807	.39	560	69.39
Robbery	3,775	1.82	1,661	44.00
Agg. Assault	16,252	8.00	13,218	81.33
Burglary	62,553	30.26	15,078	24.10
Larceny	113,215	54.77	24,072	21.26
MV Theft	9,502	4.59	3,946	41.53
<b>Violent</b>	<b>21,423</b>	<b>10.36</b>	<b>15,974</b>	<b>74.56</b>
<b>Property</b>	<b>185,270</b>	<b>89.64</b>	<b>43,096</b>	<b>23.26</b>
<b>Total</b>	<b>206,693</b>	<b>100.00</b>	<b>59,070</b>	<b>28.58</b>

**PERCENT OF INDEX OFFENSES CLEARED**



## PERCENTAGE ANALYSIS OF INDEX OFFENSES CLEARED

The chart below indicates the age category breakdown by percent for those offenses that were cleared by arrest or exceptional means.



\* Percent Distribution may not be equal to 100% due to rounding.

# CRIME RATE CALCULATION

Uniform Crime Reporting provides law enforcement executives with a yardstick with which to measure local problems but to utilize this administrative tool, the local data must be converted into terms of rates and percentages.

Perhaps the most used of all crime statistics is the crime rate which generally refers to the number of offenses per 100,000 inhabitants. It can be calculated for any municipality regardless of the size and may be arrived at under either of two procedures. One formula would be to divide the number of crimes by the population and to multiply the answer by 100,000.

Another procedure used particularly when crime rates for a number of different offense classes are to be calculated, is the so-called reciprocal method. Assume that a city has 75,000 inhabitants and 127 robberies and 504 burglaries for the year. Divide 100,000 by the number of inhabitants in the city (75,000). The quotient may be considered the reciprocal and multiplied by the number of crimes in each class to obtain the rate per 100,000. The reciprocal in this instance would be 1.33333 and an illustration of the calculation of the crime rates follows:

Crime Class	No. of Crimes		Reciprocal		Crimes 100,000
Robberies .....	127	—	1.33333	=	169.3
Burglaries .....	504	×	1.33333	=	672.0

The reciprocal once determined can be used to calculate all rates until a new population figure is available.

## 1976 NORTH CAROLINA INDEX OFFENSE CRIME RATES


INDEX OFFENSES	NUMBER OF OFFENSES	RATES PER 100,000 POPULATION
Murder	589	10.72
Rape	807	14.69
Robbery	3,775	68.71
Aggravated Assault	16,252	295.79
Burglary	62,553	1,138.46
Larceny	113,215	2,060.51
Motor Vehicle Theft	9,502	172.94
<b>Violent Crime</b>	<b>21,423</b>	<b>399.90</b>
<b>Property Crime</b>	<b>185,240</b>	<b>3,371.91</b>
<b>TOTAL</b>	<b>206,663</b>	<b>3,761.82</b>

The population figure used for crime rate calculation was 5,469,000, the 1976 estimate provided by the Federal Bureau of Investigation.



# VII

## NORTH CAROLINA ARREST DATA



# ARREST IN NORTH CAROLINA—1976

Offense Category	Under 15	16	17	18	19	20	21	22	23
Murder	9	16	11	30	26	30	30	28	23
Manslaughter by Negligence		11	13	21	19	18	13	11	12
Forcible Rape	19	25	22	38	33	27	29	44	37
Robbery	101	112	133	151	176	166	158	149	114
Assault—									
Aggravated	190	232	299	449	510	607	630	566	639
Burglary	2,409	1,453	1,336	1,462	1,007	890	674	685	523
Larceny	3,923	1,811	1,749	1,933	1,608	1,376	1,125	1,027	922
Motor Vehicle Theft	419	241	198	186	163	115	93	95	89
Simple Assaults	493	382	480	722	736	857	912	912	916
Arson	68	23	19	25	12	15	9	14	9
Forgery and Counterfeiting	42	130	187	246	206	254	254	242	225
Fraud	14	96	139	582	814	1,150	1,754	1,626	1,765
Embezzlement	1	8	15	40	59	141	188	449	230
Stolen Property	86	101	110	109	114	116	92	87	66
Vandalism	872	221	160	235	161	168	125	118	141
Weapons	65	74	102	198	215	191	239	195	141
Prostitution	4	15	9	42	59	76	66	40	44
Sex Offenses	42	28	33	37	45	49	44	43	36
Narcotics	457	774	1,188	1,816	1,958	1,922	1,664	1,176	896
Gambling	13	3	8	6	6	3	10	17	14
Offenses Against the Family	101	40	56	108	179	263	343	370	458
Driving Under the Influence	22	372	947	1,867	2,572	2,854	2,818	2,707	2,323
Liquor Laws	105	160	288	329	247	252	230	241	173
Public Drunkenness	107	358	611	1,302	1,361	1,415	1,458	1,161	1,066
Disorderly Conduct	220	166	231	440	434	459	365	328	218
Vagrancy	19	2	4	8	14	12	14	15	9
All Other Offenses	2,383	1,318	1,573	2,405	2,679	2,841	2,994	2,604	2,533
Curfews-Loitering	33	4	5						
Runaways	1,770	165	62						
<b>TOTAL</b>	<b>13,987</b>	<b>8,341</b>	<b>9,988</b>	<b>14,787</b>	<b>15,413</b>	<b>16,267</b>	<b>16,331</b>	<b>14,950</b>	<b>13,622</b>

# ARREST IN NORTH CAROLINA—1976

24	25-29	30-34	35-39	40-44	45-49	50-54	55-59	60-64	65-Over	TOTAL
32	113	90	64	47	30	35	20	17	15	666
9	35	24	22	13	12	11	5	1	7	257
38	104	46	23	17	10	8	5	2	1	528
115	323	128	50	22	15	9	8	5	6	1,941
588	2,449	1,793	1,208	1,003	760	588	303	187	161	13,162
444	1,371	575	379	194	150	96	61	36	13	13,758
784	2,503	1,312	801	574	487	391	250	181	141	22,898
76	220	123	77	57	36	21	10	6	3	2,228
945	3,804	2,436	1,827	1,401	967	732	370	248	140	19,280
15	50	27	20	19	8	5	4	8	1	351
194	629	360	220	111	75	40	24	14	8	3,461
1825	7,749	5,388	3,382	2,161	1,363	824	390	206	70	31,298
187	810	460	312	141	89	79	20	8	3	3,240
64	235	159	118	91	49	33	27	7	17	1,681
104	403	241	136	108	73	57	39	12	15	3,389
164	549	412	280	215	211	148	113	67	41	3,620
31	103	30	41	27	15	6	4	3	2	617
24	166	92	68	34	34	16	16	16	7	830
811	2,088	552	220	129	89	44	31	10	8	15,833
12	77	95	77	63	76	50	46	24	27	627
453	2,147	1,523	1,064	666	393	201	101	43	13	8,522
2,279	9,669	7,666	6,361	5,876	5,061	3,976	2,626	1,520	1,091	62,607
158	686	579	535	462	445	375	263	208	141	5,877
1,049	4,785	4,986	5,934	6,536	6,688	6,369	4,580	2,669	1,614	54,049
197	583	358	262	225	132	121	69	47	24	4,879
7	37	36	36	21	20	16	12	4	7	293
2,661	9,876	6,917	4,790	3,637	2,731	1,889	1,158	628	485	56,102
										42
										1,997
13,266	51,564	36,408	28,307	23,850	20,019	16,140	10,555	6,177	4,061	334,033



# TOTAL ARRESTS 1976

OFFENSES	Number of Arrests	Percent Distribution*	Rate Per 100,000 Inhabitants*
Murder .....	666	.19	12.12
Manslaughter .....	257	.07	4.68
Forcible Rape .....	528	.15	9.61
Robbery .....	1,941	.58	35.34
Aggravated Assault .....	13,162	3.94	239.55
Breaking and Entering—Burglary .....	13,758	4.11	250.40
Larceny .....	22,898	6.85	416.74
Motor Vehicle Theft .....	2,228	.66	40.55
Subtotal for Part I Offenses .....	55,438	16.60	1008.97
Other Assaults .....	19,280	5.77	350.90
Arson .....	351	.10	6.39
Forgery and Counterfeiting .....	3,461	1.03	62.99
Fraud .....	31,298	9.36	569.62
Embezzlement .....	3,240	.96	58.97
Stolen Property: Buying, Receiving, Possession .....	1,681	.50	30.59
Vandalism .....	3,389	1.01	61.68
Weapons: Carrying, Possession, etc. ....	3,620	1.08	65.88
Prostitution and Commercialized Vice .....	617	.18	11.23
Sex Offenses (Except Forcible Rape and Prostitution) ...	830	.24	15.11
Narcotic Drug Laws .....	15,833	4.73	288.16
Gambling .....	627	.18	11.41
Offenses Against Family and Children .....	8,522	2.55	155.10
Driving Under the Influence .....	62,607	18.74	1139.45
Liquor Laws .....	5,877	1.75	106.96
Public Drunkenness .....	54,049	16.18	983.69
Disorderly Conduct .....	4,879	1.46	88.80
Vagrancy .....	293	.08	5.33
All Other (Except Traffic) .....	56,102	16.79	1021.06
Curfew and Loitering Law Violations .....	42	.01	.76
Runaways .....	1,997	.59	36.35
Subtotal for Part II Offenses .....	278,595	83.40	5070.43
<b>TOTAL</b> .....	<b>334,033</b>	<b>100.00</b>	<b>6079.40</b>

# TOTAL ARRESTS BY SEX 1976

OFFENSES	Persons Arrested		Percent	
	Male	Female	Male	Female
Murder .....	558	108	83.8	16.2
Manslaughter .....	225	32	87.5	12.4
Forcible Rape .....	517	11	97.9	2.1
Robbery .....	1,825	116	94.0	6.0
Aggravated Assault .....	11,487	1,675	87.3	12.7
Breaking and Entering—Burglary .....	13,016	742	94.6	5.4
Larceny .....	16,269	6,629	71.0	29.0
Motor Vehicle Theft .....	2,065	163	92.7	7.3
Subtotal for Part I Offenses .....	45,962	9,476	82.9	17.1
Other Assaults .....	16,846	2,434	87.4	12.6
Arson .....	304	47	86.6	13.4
Forgery and Counterfeiting .....	2,420	1,041	69.9	30.1
Fraud .....	18,028	13,270	57.6	42.4
Embezzlement .....	1,764	1,476	54.4	45.6
Stolen Property: Buying, Receiving, Possession .....	1,428	253	84.9	15.1
Vandalism .....	2,968	421	87.6	12.4
Weapons: Carrying, Possession, etc. ....	3,367	253	93.0	7.0
Prostitution and Commercialized Vice .....	258	359	41.8	58.2
Sex Offenses (Except Forcible Rape and Prostitution) .....	721	109	86.9	13.1
Narcotic Drug Laws .....	13,910	1,923	87.9	12.1
Gambling .....	554	73	88.4	11.6
Offenses Against Family and Children .....	8,163	359	95.8	4.2
Driving Under the Influence .....	58,684	3,923	93.7	6.3
Liquor Laws .....	5,255	622	89.4	10.6
Public Drunkenness .....	50,770	3,279	93.9	6.1
Disorderly Conduct .....	4,107	772	84.2	15.8
Vagrancy .....	255	38	87.0	13.0
All Other (Except Traffic) .....	46,207	9,895	82.4	17.6
Curfew and Loitering Law Violations .....	29	13	69.0	31.0
Runaways .....	871	1,126	43.6	56.4
Subtotal for Part II Offenses .....	236,909	41,686	85.0	15.0
<b>TOTAL</b> .....	<b>282,871</b>	<b>51,162</b>	<b>84.7</b>	<b>15.3</b>

**\*TOTAL ARRESTS BY RACE  
1976**

OFFENSES	Total	White	Negro	American Indian	Oriental	All Other
Murder .....	666	244	404	13		5
Manslaughter .....	58	38	20			
Forcible Rape .....	528	185	331	10		2
Robbery .....	1,941	666	1,259	11		5
Aggravated Assault .....	12,993	5,721	6,929	316	6	21
Breaking and Entering—Burglary ..	13,758	7,774	5,713	256	1	14
Larceny .....	22,898	10,664	11,847	343	8	36
Motor Vehicle Theft .....	2,226	1,386	788	50		4
Subtotal for Part I Offenses .....	55,070	26,678	27,291	999	15	87
Other Assaults .....	19,247	9,747	9,202	276		22
Arson .....	351	209	133	9		
Forgery and Counterfeiting .....	3,434	1,945	1,447	40		2
Fraud .....	31,298	16,870	13,852	557	1	18
Embezzlement .....	3,240	1,719	1,512	7	1	1
Stolen Property: Buying, Receiving, Possession .....	1,509	815	661	25	1	7
Vandalism .....	3,379	2,048	1,276	48	1	6
Weapons: Carrying, Possession, etc. ....	2,637	1,463	1,093	69	4	8
Prostitution and Commercialized Vice .....	617	250	355	5	3	4
Sex Offenses (Except Forcible Rape & Prostitution) .....	830	536	274	11	1	8
Narcotic Drug Laws .....	14,588	10,734	3,617	177	9	51
Gambling .....	627	247	377	3		
Offenses Against Family and Children .....	8,522	4,713	3,656	150		3
Driving Under the Influence .....	25,545	18,692	6,503	304	7	39
Liquor Laws .....	4,031	2,649	1,309	64	4	5
Public Drunkenness .....	49,173	32,934	15,305	820	12	102
Disorderly Conduct .....	4,862	2,758	1,996	70	4	34
Vagrancy .....	293	166	103	24		
All Other (Except Traffic) .....	56,102	32,142	22,888	1014	10	48
Curfew and Loitering Law Violations .....	42	27	15			
Runaways .....	1,997	1,657	318	18	1	3
Subtotal for Part II Offenses .....	232,324	142,321	85,892	3691	59	361
<b>TOTAL .....</b>	<b>287,394</b>	<b>168,999</b>	<b>113,183</b>	<b>4690</b>	<b>74</b>	<b>448</b>

\* Race not available for 46,640 arrests made by State Highway Patrol.

# **DRUG ARREST**

**IN**



***NORTH CAROLINA***

## NARCOTICS PRICE INDEX

The table below reflects the current market value of some of North Carolina's most used controlled substances. These prices may vary from area to area due largely to the basic law of "Supply and Demand". The table below was furnished by the North Carolina State Bureau of Investigation.

Drug Name	Price Per Unit
Marijuana .....	\$20.00 per oz., \$160.00 per lb.
Hash .....	\$ 7.00 per gram
Herion .....	\$20.00 per bag (100 mg), \$150.00 per gram
Cocaine .....	\$90.00 per gram
Morphine .....	\$12.50 per d.u.*
LSD .....	\$ 2.50 per d.u.*
Preludin .....	\$ 9.00 per d.u.*
Dialudid .....	\$25.00 per d.u.*
PCP .....	\$ 5.00 per d.u.* (100 mg), \$1800.00 per oz.
Valium .....	\$ 1.00 per d.u.*
MDA .....	\$10.00 per d.u.* (100 mg), \$35.00 per gram
Benedrine .....	\$ 2.00 per d.u.*
Dexedrine .....	\$ 2.00 per d.u.*
Methedrine .....	\$ 2.00 per d.u.*
Luminol .....	\$ 2.00 per d.u.*
Miltown .....	\$ 1.00 per d.u.*
Equanil .....	\$ 1.00 per d.u.*
Doriden .....	\$ 1.00 per d.u.*
Clandestine Amphetamines .....	\$50.00 per gram, \$1300.00 per oz.
Seconol .....	\$ 1.50 per d.u.*
Amytal .....	\$ 1.50 per d.u.*
Phenobarbitol .....	\$ 1.50 per d.u.*
Nembutal .....	\$ 1.50 per d.u.*

\*d.u.—dosage unit: this measurement is the common measure of the particular drug such as one capsule, or one tablet.

## NARCOTICS ARREST

Category	Male	Female	Total
Opium Cocaine etc.—Sales	264	47	311
Marijuana—Sales	2,435	308	2,743
Synthetic Narcotic—Sales	222	34	256
Other Dangerous Drugs—Sales	135	30	165
SALES—TOTAL	3,056	419	3,475
Opium Cocaine—Possession	519	140	659
Marijuana—Possession	9,724	1,223	10,947
Synthetic Narcotic—Possession	340	89	429
Other Dangerous Drugs—Possession	271	52	323
POSSESSION—TOTAL	10,854	1,504	12,358
GRAND TOTAL	13,910	1,923	15,833

## RACE OF OFFENDERS

Category	White	Negro	Indian	Chinese	Japanese	All Other
Opium Cocaine etc.—Sales	181	126	3	0	0	1
Marijuana—Sales	2,065	561	112	1	1	3
Synthetic Narcotic—Sales	220	32	2	0	0	2
Other Dangerous Drug—Sales	142	22	1	0	0	0
* SALES—TOTAL	2,608	741	118	1	1	6
Opium Cocaine etc.—Possession	290	361	2	1	0	5
Marijuana—Possession	7,232	2,370	55	5	1	39
Synthetic Narcotic—Possession	357	71	0	0	0	1
Other Dangerous Drugs—Possession	247	74	2	0	0	0
* POSSESSION—TOTAL	8,126	2,876	59	6	1	45
<b>GRAND TOTAL</b>	<b>10,734</b>	<b>3,617</b>	<b>177</b>	<b>7</b>	<b>2</b>	<b>51</b>

\* Does not include 1,245 arrest made by the Highway Patrol of which no race was available.

## NARCOTICS TOTAL

Age Category	Male	Female	Total
Under 15	363	94	457
16	659	115	774
17	1,035	153	1,188
18	1,590	226	1,816
19	1,728	230	1,958
20	1,703	219	1,922
21	1,498	166	1,664
22	1,074	102	1,176
23	782	114	896
24	715	96	811
25-29	1,853	235	2,088
30-34	471	81	552
35-39	191	29	220
40-44	104	25	129
45-49	70	19	89
50-54	34	10	44
55-59	26	5	31
60-64	7	3	10
65 Over	7	1	8
<b>Total</b>	<b>13,910</b>	<b>1,923</b>	<b>15,833</b>

## OPIUM OR COCAINE AND DERIVATIVES—SALES

Age Category	Male	Female	Total
Under 15	1	2	3
16	10	2	12
17	7	1	8
18	12	3	15
19	26	5	31
20	29	2	31
21	21	3	24
22	16	3	19
23	22	3	25
24	23	4	27
25-29	69	13	82
30-34	13	3	16
35-39	8	0	8
40-44	4	1	5
45-49	3	2	5
50-54			
55-59			
60-64			
65 Over			
<b>Total</b>	<b>264</b>	<b>47</b>	<b>311</b>

## MARIJUANA—SALES

Age Category	Male	Female	Total
Under 15	37	7	44
16	107	18	125
17	165	18	183
18	258	32	290
19	277	35	312
20	299	38	337
21	292	30	322
22	211	19	230
23	134	23	157
24	151	19	170
25-29	322	31	353
30-34	92	16	108
35-39	46	12	58
40-44	12	6	18
45-49	14	2	16
50-54	8	1	9
55-59	5	1	6
60-64	3	0	3
65 Over	2	0	2
<b>Total</b>	<b>2,435</b>	<b>308</b>	<b>2,743</b>

## SYNTHETIC NARCOTIC—SALES

(Manufactured Narcotics Which Cause True Drug Addiction)

Age Category	Male	Female	Total
Under 15	3	0	3
16	9	3	12
17	12	1	13
18	21	4	25
19	22	2	24
20	39	7	46
21	15	2	17
22	19	1	20
23	12	7	19
24	8	0	8
25-29	27	3	30
30-34	12	2	14
35-39	3	0	3
40-44	9	0	9
45-49	4	1	5
50-54	4	1	5
55-59	1	0	1
60-64	1	0	1
65 Over	1	0	1
<b>Total</b>	<b>222</b>	<b>34</b>	<b>256</b>

## OTHER DANGEROUS NON NARCOTIC DRUGS—SALES

Age Category	Male	Female	Total
Under 15	2	0	2
16	3	0	3
17	4	4	8
18	8	3	11
19	7	4	11
20	14	5	19
21	11	3	14
22	10	0	10
23	21	0	21
24	10	1	11
25-29	33	9	42
30-34	5	1	6
35-39	4	0	4
40-44	2	0	2
45-49	1	0	1
50-54	0	0	0
55-59	0	0	0
60-64	0	0	0
65 Over	0	0	0
<b>Total</b>	<b>135</b>	<b>30</b>	<b>165</b>



## OPIUM OR COCAINE AND DERIVATIVES—POSSESSION

Age Category	Male	Female	Total
Under 15	1	0	1
16	7	0	7
17	18	4	22
18	29	6	35
19	33	14	47
20	42	14	56
21	61	11	72
22	33	15	48
23	33	11	44
24	42	11	53
25-29	130	30	160
30-34	50	18	68
35-39	15	1	16
40-44	12	2	14
45-49	7	1	8
50-54	1	1	2
55-59	4	0	4
60-64	1	0	1
65 Over	0	1	1
Total	519	140	659

## MARIJUANA—POSSESSION

Age Category	Male	Female	Total
Under 15	292	79	371
16	497	91	588
17	792	119	911
18	1,225	162	1,387
19	1,287	155	1,442
20	1,195	134	1,329
21	1,047	105	1,152
22	731	57	788
23	525	62	587
24	446	51	497
25-29	1,183	122	1,305
30-34	271	37	308
35-39	98	13	111
40-44	60	11	71
45-49	39	13	52
50-54	16	7	23
55-59	15	4	19
60-64	2	1	3
65 Over	3	0	3
Total	9,724	1,223	10,947


## SYNTHETIC NARCOTICS—POSSESSION

(Manufactured Narcotics Which cause True Drug Addiction)

Age Category	Male	Female	Total
Under 15	7	1	8
16	7	1	8
17	20	5	25
18	19	14	33
19	43	8	51
20	56	12	68
21	30	8	38
22	38	5	43
23	22	5	27
24	22	6	28
25-29	49	16	65
30-34	11	3	14
35-39	9	1	10
40-44	2	4	6
45-49	1	0	1
50-54	4	0	4
55-59	0	0	0
60-64	0	0	0
65 Over	0	0	0
Total	340	89	429

## OTHER DANGEROUS NON NARCOTIC DRUGS—POSSESSION

Age Category	Male	Female	Total
Under 15	20	5	25
16	19	0	19
17	17	1	18
18	18	2	20
19	33	7	40
20	29	7	36
21	21	4	25
22	16	2	18
23	13	3	16
24	13	4	17
25-29	40	11	51
30-34	17	1	18
35-39	8	2	10
40-44	3	1	4
45-49	1	0	1
50-54	1	0	1
55-59	1	0	1
60-64	0	2	2
65 Over	1	0	1
Total	271	52	323



**VIII**  
**NORTH CAROLINA**  
**LAW ENFORCEMENT**  
**OFFICERS**  
**ASSAULTED**



## NORTH CAROLINA LAW ENFORCEMENT OFFICERS ASSAULTED

During 1976 one thousand six hundred and thirty-one (1,631) assaults were reported to the Uniform Crime Reporting Program. This reflected an increase of 9.5 percent over the one thousand four hundred and eighty-nine (1,489) assaults reported in 1975.

### Activity at the Time of the Assault

As reflected in the following tables, an examination of the activities of law enforcement officers at the time of the assault discloses that the greatest number of assaults, 36.6 percent were in "attempting arrest" other than burglary or robbery. The second highest incidence activity, 20.4 percent of the assaults, was in responding to disturbance calls. Third in magnitude was involvement with traffic pursuits and stops, 12.6 percent.

#### ACTIVITY INFORMATION

	Number	% Distribution
Disturbance Call	375	23.0
Burglary in Progress	24	1.5
Robbery in Progress	7	42.5
Attempting other Arrest	693	4
Civil Disorder	25	1.5
Handling, Transporting Prisoners	132	8.1
Investigating Suspicious Persons or Circumstances	77	4.7
Ambush—No Warning	3	.2
Mentally Deranged	15	.9
Traffic Pursuits & Stops	146	9.0
All Other	134	8.2

#### WEAPONS USED

Statewide, personal weapons such as hands, fist, feet, etc., were used in 80.3 percent of the assaults on officers.

Weapon	Number	% Distribution
Firearm	152	9.3
Knife, Cutting Instrument	63	3.9
Other Dangerous Weapon	107	6.6
Hands, Fist, Feet, Etc.	1,309	80.3

### TYPE OF ASSIGNMENT

During 1976 29.0 percent of all assaults on officers occurred while the officer was assigned to a one man vehicle. Additionally, 24.1 percent of the assaults occurred while officers were assigned to two man vehicles.

Type of Assignment	Number	% Distribution
Two-Man Vehicle	393	24.1
One-Man Vehicle		
Alone	473	29.0
Assisted	387	23.7
Detective		
Alone	40	2.5
Assisted	44	2.7
Other		
Alone	145	8.9
Assisted	149	9.1

### INJURIES TO LAW ENFORCEMENT OFFICERS

In 1976 assaults on law enforcement officers resulted in serious injury in 30 incidents out of every 100.

Injury Status	Number	% Distribution
Injuries	478	29.3
No Injuries	1,153	70.7

### TIME OF ASSAULT

Approximately one-half of the assaults on officers occurred during the hours from 6 p.m. to 12 midnight. The period with greatest incidence was from 10 p.m. to 12 p.m. Eighteen percent of all the assaults occurred during this two hour period.

Time Period	Number	% Distribution
12 a.m. - 2 a.m.	254	15.6
2 a.m. - 4 a.m.	153	9.4
4 a.m. - 6 a.m.	48	2.9
6 a.m. - 8 a.m.	15	.9
8 a.m. - 10 a.m.	22	1.4
10 a.m. - 12 p.m.	62	3.8
12 p.m. - 2 p.m.	78	4.8
2 p.m. - 4 p.m.	108	6.6
4 p.m. - 6 p.m.	165	10.1
6 p.m. - 8 p.m.	174	10.7
8 p.m. - 10 p.m.	259	15.9
10 p.m. - 12 p.m.	293	18.0

### **CLEARANCE IN ASSAULTS ON LAW ENFORCEMENT OFFICERS**

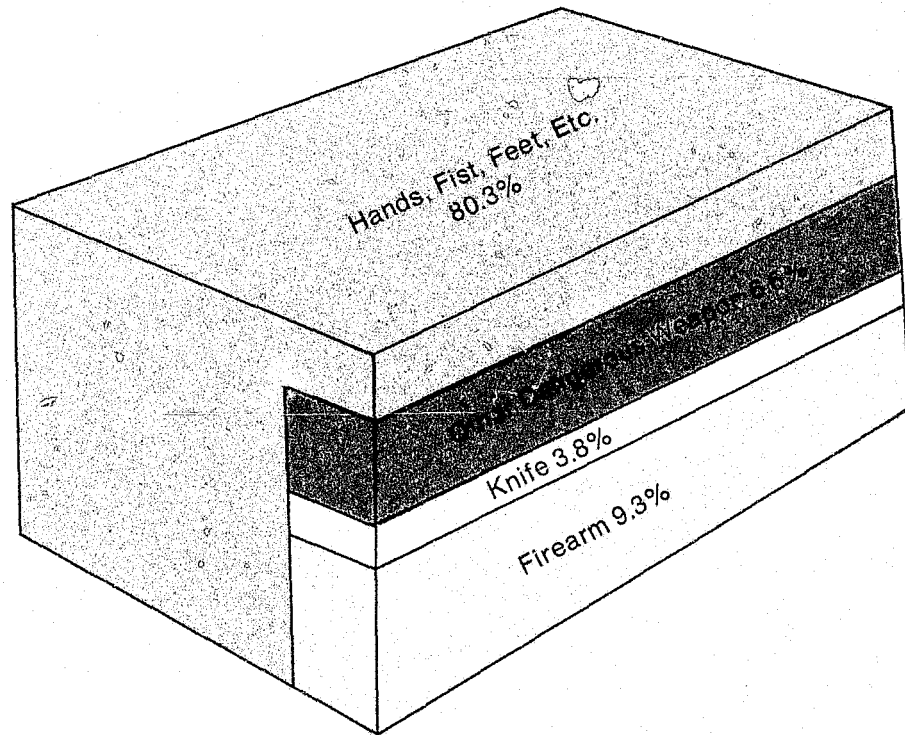
Statewide, 95.6 percent of the assaults on officers were cleared by arrest. This reflects a decrease over the 98.2 percent clearance rate in 1975.

**Number Assaulted**  
1,631

**Number Cleared**  
1,559

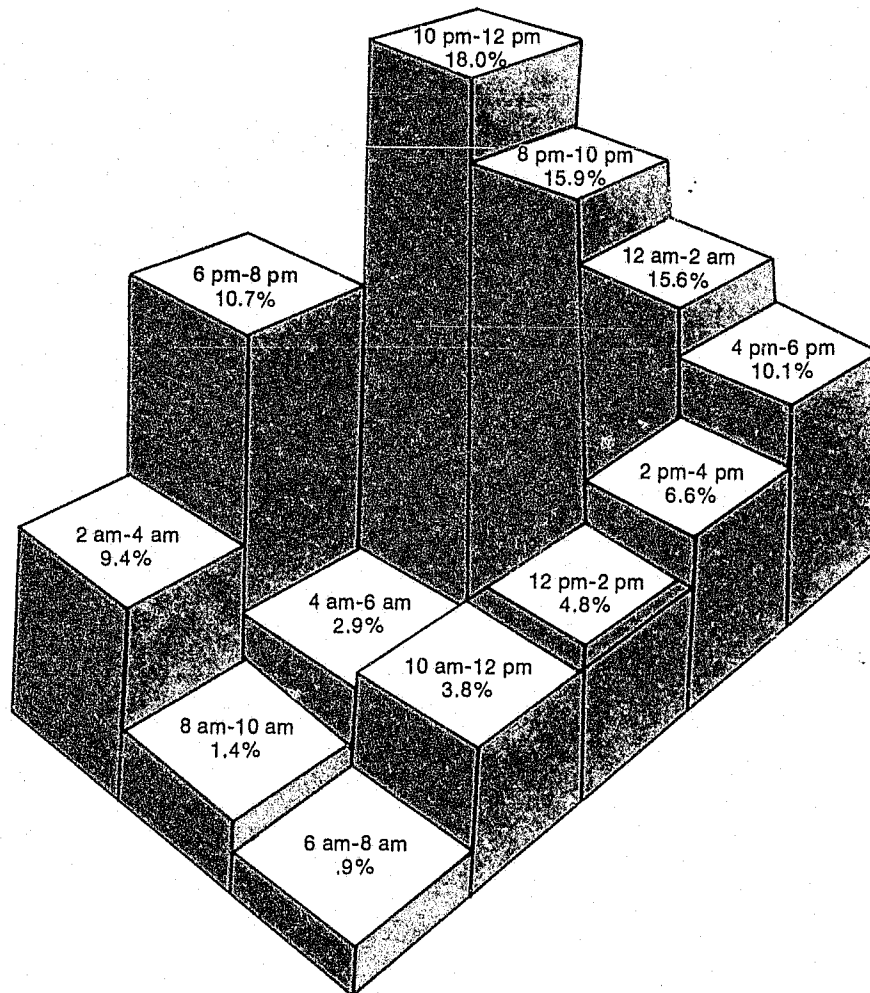
**Percent Cleared**  
95.6

## OFFICER ASSAULTS BY WEAPON

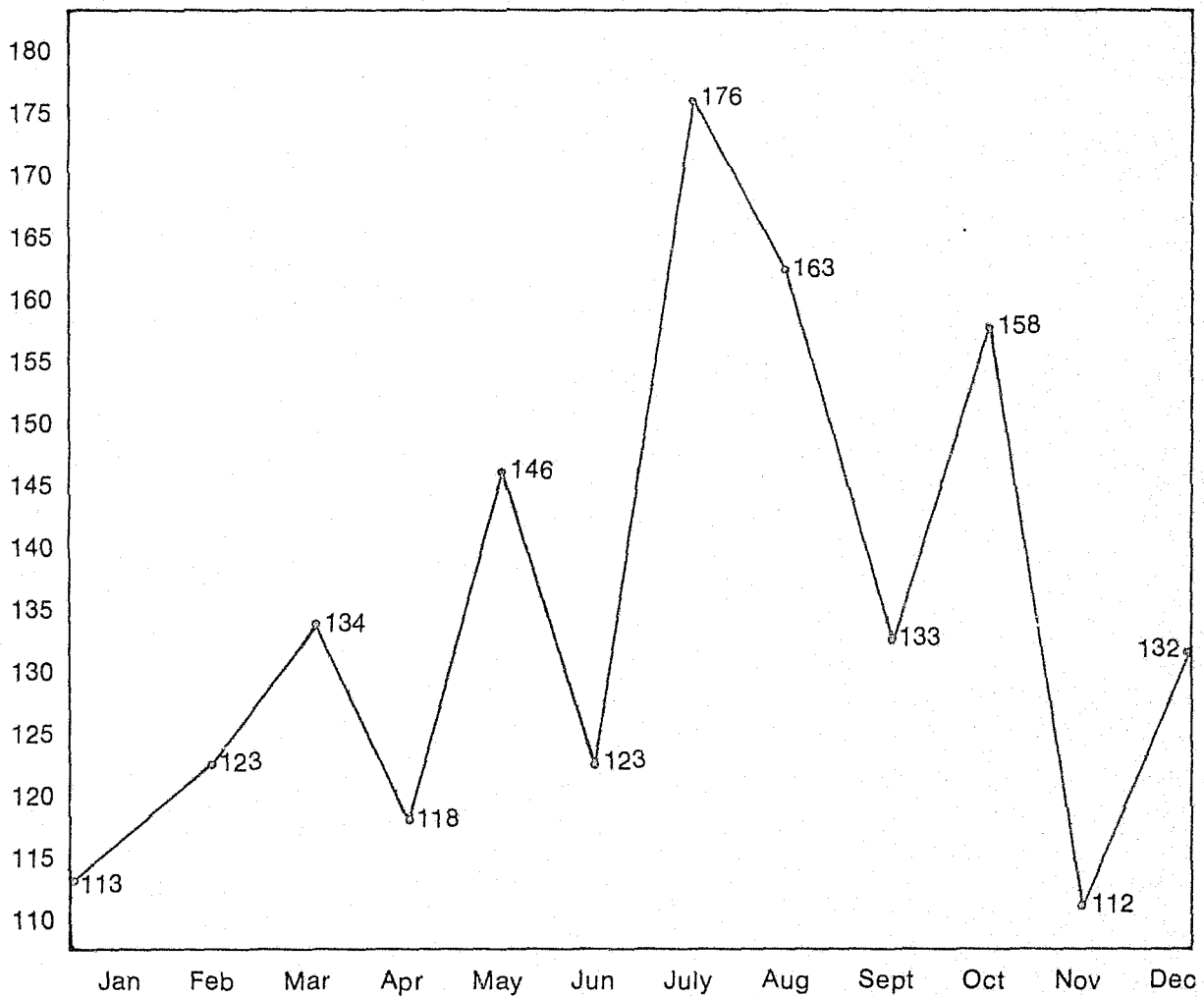




## OFFICER ASSAULTS BY TIME OF DAY




# NORTH CAROLINA LAW ENFORCEMENT OFFICERS ASSAULTED BY MONTH





# **IX NORTH CAROLINA LAW ENFORCEMENT EMPLOYEE DATA**



## LAW ENFORCEMENT EMPLOYEE DATA

Agency	Full Time Male	Sworn Female	Full Time Male	Civilian Female	Total Male	Total Female	GRAND TOTAL
Aberdeen PD .....	7		1	2	8	2	10
Ahoskie PD .....	9		2	4	11	4	15
Alamance Co Sheriff ...	43	4	3	3	46	7	53
Albemarle PD .....	27	4	1	1	28	5	33
Alexander Co Sheriff ...	13		1	2	14	2	16
Alleghany Co Sheriff ...	3			1	3	1	4
Andrews PD .....	7			1	7	1	8
Angier PD .....	5		2		7		7
Anson Co Sheriff .....	13		4	2	17	2	19
Apex PD .....	8		4		12		12
Appl. State Univ. ....	12		4	5	16	5	21
Ashe Co Sheriff .....	10	1	3	4	13	5	18
Asheboro PD .....	32	2	2	3	34	5	39
Asheville PD .....	134	4	12	6	146	10	156
Atlantic Beach PD .....	9			4	9	4	13
Aulander PD .....	3				3		3
Aurora PD .....	3				3		3
Autryville PD .....	3				3		3
Avery Co Sheriff .....	11	2	1	1	12	3	15
Ayden PD .....	11	2			11	2	13
Bailey PD .....	5		1		6		6
Bakersville PD .....	3				3		3
Banner Elk PD .....	4		1		5		5
Battleboro PD .....	5				5		5
Beaufort Co Sheriff ....	17	5	2	1	19	6	25
Beaufort PD .....	10				10		10
Belmont PD .....	15				15		15
Belhaven PD .....	5			1	5	1	6
Benson PD .....	8		3		11		11
Bertie Co Sheriff .....	7	1	4	5	11	6	17
Bessemer City PD .....	10		2		12		12
Bethel PD .....	6		1	3	7	3	10
Beulaville PD .....							
Biltmore Forest PD .....							
Biscoe PD .....	4				4		4
Black Creek PD .....	2				2		2
Black Mountain PD .....							
Bladen Co Sheriff .....							
Bladenboro PD .....	4				4		4
Blowing Rock PD .....	6		2	2	8	2	10
Boiling Spring Lakes PD	4			1	4	1	5
Boiling Springs PD .....							
Boone PD .....							
Boonville PD .....							
Brevard PD .....	14	1	3	2	17	3	20
Brookford PD .....	2				2		2
Brunswick Co Sheriff ...	24	7	8		32	7	39
Bryson City PD .....	4			1	4	1	5
Buncombe Co Sheriff ..	89	9	4		93	9	102
Bunn PD .....	3				3		3
Burgaw PD .....	5				5		5
Burke Co Sheriff .....							

Agency	Full Time Male	Sworn Female	Full Time Male	Civilian Female	Total Male	Total Female	GRAND TOTAL
Burlington PD .....	78	4	10	7	88	11	99
Burnsville PD .....	4				4		4
Butner PD .....	24				24		24
Cabarrus Co Sheriff ....	55	3			55	3	58
Caldwell Co Sheriff ....							
Camden Co Sheriff .....	1	1			1	1	2
Candor PD .....	4	1			4	1	5
Canton PD .....	16	3		1	16	4	20
Cape Carteret PD .....	1				1		2
Carolina Beach PD .....	11	1		1	11	2	13
Carrboro PD .....	20	2	2	3	22	5	27
Carteret Co Sheriff .....	15		3	2	18	2	20
Carthage PD .....	3				3		3
Cary PD .....	21		1	1	22	1	23
Caswell Co Sheriff .....	11	1			11	1	12
Catawba Co Sheriff ....	49	8			49	8	57
Centerville PD .....							
Chadbourn PD .....							
Chapel Hill PD .....	60	1	8	10	68	11	79
Charlotte PD .....	558	7	39	75	597	82	679
Chatham Co Sheriff ....	17	3	3		20	3	23
Cherokee Co Sheriff ...	5	1	4		9	1	10
Cherokee PD .....	9			1	9	1	10
Cherryville PD .....	11	1			11	1	12
China Grove PD .....	4				4		4
Chocowinity PD .....	1				1		1
Chowan County Sheriff .	4	1			4	1	5
Claremont PD .....	3				3		3
Clarkton PD .....	4				4		4
Clay Co Sheriff .....	6		1		7		7
Clayton PD .....	9		5		14		14
Cleveland Co Sheriff ...							
Clinton PD .....	23	1	4	1	27	2	29
Coats PD .....	5	1			5	1	6
Colerain PD .....							
Columbia PD .....							
Columbus Co Sheriff ...							
Columbus Co Rural PD .	20	1		2	20	3	23
Columbus PD .....							
Concord PD .....	42		3	4	45	4	49
Conover PD .....	8				8		8
Conway PD .....	2				2		2
Cornelius PD .....	4				4		4
Cove City PD .....							
Cramerton PD .....	7				7		7
Craven Co Sheriff .....							
Creedmoor PD .....	7		1		8		8
Crossnore PD .....	1				1		1
Cumberland Co Sheriff .	167	10	12	35	179	45	224
Currituck Co Sheriff ....	8	1	1	1	9	2	11
Dallas PD .....	6				6		6
Dare Co Sheriff .....	15			10	15	10	25
Davidson Co Sheriff ....	50	3	10	6	60	9	69

Agency	Full Time Sworn		Full Time Civilian		Total Male	Total Female	GRAND TOTAL
	Male	Female	Male	Female			
Davidson PD .....	9	1			9	1	10
Davie Co Sheriff .....	12	2	4		16	2	18
Denton PD .....	4				4		4
Dobson PD .....	5				5		5
Drexel PD .....	5				5		5
Dublin PD .....	1				1		1
Dunn PD .....	25	1	2	4	27	5	32
Duplin Co Sheriff .....	16		4	3	20	3	23
Durham Co Sheriff .....	55	1	5	10	60	11	71
Durham PD .....	274	4	11	19	285	23	308
East Bend PD .....							
East Carolina Univ. ....	21	1		2	21	3	24
East Spencer PD .....	3				3		3
Eden PD .....	39	2	1	2	40	4	44
Edenton PD .....	14	1	1		15	1	16
Edgecombe Co Sheriff .	23	2	4	4	27	6	33
Elizabeth City PD .....	30	2		2	30	4	34
Elizabethtown PD .....	6	1			6	1	7
Elkin PD .....	13	2	1		14	2	16
Ellerbe PD .....	3				3		3
Elm City PD .....	3				3		3
Elon College PD .....	5				5		5
Emerald Isle PD .....							
Enfield PD .....							
Erwin PD .....	5			2	5	2	7
Eureka PD .....							
Everetts PD .....	1				1		1
Fair Bluff PD .....	4			1	4	1	5
Fairmont PD .....							
Faison PD .....							
Farmville PD .....	14	1	3	1	17	2	19
Fayetteville PD .....	125	7	7	20	132	27	159
Forest City PD .....	21	1	3		24	1	25
Forsyth Co Sheriff .....	114	21	1	2	115	23	138
Fountain PD .....	2				2		2
Four Oaks PD .....							
Franklin Co Sheriff .....	29		9	2	38	2	40
Franklin PD .....							
Franklinton PD .....	7			1	7	1	8
Franklinville PD .....							
Fremont PD .....	3				3		3
Fuquay-Varina PD .....	10				4		14
Garland PD .....							
Garner PD .....	15			1	15	1	16
Gaston Co Rural Police .	60	2		4	60	6	66
Gaston Co Sheriff .....	30	5		5	30	10	40
Gaston PD .....	1				1		1
Gastonia PD .....	96	3	3	8	99	11	110
Gates Co Sheriff .....	2			1	2	1	3
Gibson PD .....	1				1		1
Gibsonville PD .....	7				7		7
Goldsboro PD .....	59	1	10	3	69	4	73
Graham Co Sheriff .....	8		1		9		9

Agency	Full Tim Male	Sworn Female	Full Time Male	Civilian Female	Total Male	Total Female	GRAND TOTAL
Graham PD .....	15	1	3	1	18	2	20
Granite Falls PD .....	9				2		11
Granville Co Sheriff .....	12	1			12	1	13
Greene Co Sheriff .....	11	1			11	1	12
Greensboro PD .....	355	10	28	44	383	54	437
Greenville PD .....	63	5	4	5	67	10	77
Grifton PD .....	8	1			8	1	9
Guilford Co Sheriff .....	165	13		13	165	26	191
Halifax Co Sheriff .....	23	1	4	5	27	6	33
Halifax PD .....	2				2		2
Hamlet PD .....	14		3	1	17	1	18
Harmony PD .....							
Harnett Co Sheriff .....	25		1	3	26	3	29
Havelock PD .....	10				10		
Haywood Co Sheriff .....	23	2			23	2	25
Hazelwood PD .....	7	1	5		12	1	13
Henderson Co Sheriff .....	23	1		1	23	2	25
Henderson PD .....	39	3	2	1	41	4	45
Hendersonville PD .....	27	2		2	27	4	31
Hertford Co Sheriff .....	8	1	3	1	11	2	13
Hertford PD .....	5				5		5
Hickory PD .....	62	3	10	15	72	18	90
High Point PD .....	129	5	4	21	133	26	159
High Shoals PD .....	1				1		1
Highlands PD .....							
Hillsborough PD .....	8				8		8
Hobgood PD .....	1				1		1
Hoke Co Sheriff .....	14			2	14	2	16
Holden Beach PD .....	3				3		3
Hollyridge .....							
Hookerton .....							
Hope Mills PD .....	7		3	1	10	1	11
Hot Springs PD .....							
Hudson PD .....	4				4		4
Huntersville PD .....	2				2		2
Hyde Co Sheriff .....	6	1		2	6	3	9
Iredell Co Sheriff .....	32	9			32	9	41
Jackson Co Sheriff .....	12	2			12	2	14
Jackson PD .....	1				1		1
Jacksonville PD .....							
Jamesville PD .....							
Johnston Co Sheriff .....	14	1	7	1	21	2	23
Jones Co Sheriff .....							
Jonesville PD .....	3				3		3
Kannapolis PD .....	38	2			38	2	40
Kelford PD .....							
Kenansville PD .....	3				3		3
Kenly PD .....							
Kernersville PD .....	13		1	1	14	1	15
Kill Devil Hills PD .....							
Kings Mountain PD .....	22	1		1	22	2	24
Kinston PD .....	62	1	2	2	64	3	67
Kittrell PD .....							



Agency	Full Time Male	Sworn Female	Full Time Male	Civilian Female	Total Male	Total Female	GRAND TOTAL
Knightdale PD .....	2				2		2
Kure Beach PD .....							
La Grange PD .....							
Lake Lure PD .....	2				2		2
Lake Waccamaw PD ...							
Landis PD .....	3				3		3
Laurel Park PD .....							
Laurinburg PD .....	26	1		2	26	3	29
Lee Co Sheriff .....	23	1	1	4	24	5	29
Lenoir Co Sheriff .....	24	1	1		25	1	26
Lenoir PD .....	37	1		3	37	4	41
Lewiston PD .....	1				1		1
Lexington PD .....	46	3		1	46	4	50
Liberty PD .....	6				6		6
Lilesville PD .....	1	1		1	1	2	3
Lillington PD .....	5				5		5
Lincoln Co Sheriff .....	23	3	3		26	3	29
Lincolnton PD .....	21	2			21	2	23
Littleton PD .....	3				3		3
Locust PD .....	2				2		2
Long Beach PD .....	8	2		2	8	4	12
Longview PD .....	7				7		7
Louisburg PD .....							
Lowell PD .....	6		2		8		8
Lucama PD .....	4				4		4
Lumberton PD .....	39		2	15	41	15	56
Macclesfield PD .....							
Macon Co Sheriff .....	13	2			13	2	15
Madison Co Sheriff .....							
Madison PD .....	10		1	3	11	3	14
Magnolia PD .....							
Maiden PD .....	7				7		7
Manteo PD .....	3				3		3
Marion PD .....	15	2			15	2	17
Mars Hill PD .....							
Marshall PD .....	5				5		5
Marshville PD .....	5	1			5	1	6
Martin Co Sheriff .....	9	1	3		12	1	13
Matthews PD .....	4				4		4
Maxton PD .....	6		2		8		8
Mayodan PD .....	7		2		9		9
McAdenville PD .....	1				1	1	1
McDowell Co Sheriff ...	16	2		2	16	4	20
Mebane PD .....							
Mecklenburg Co							
Rural Police .....	122	1	2	4	124	5	129
Mecklenburg Co Sheriff							
Mitchell Co Sheriff .....	13	1			13	1	14
Mocksville PD .....	6				6		6
Monroe PD .....	32				32	1	33
Montgomery Co Sheriff .	12	3	2	4	14	7	21
Montreat PD .....	3				3		3
Moore Co Sheriff .....	23	1	7	5	30	6	36

Agency	Full Time Sworn Male	Female	Full Time Civilian Male	Female	Total Male	Total Female	GRAND TOTAL
Mooreville PD .....	22				22		22
Morehead City PD .....							
Morganton PD .....	44	1		4	44	5	49
Morrisville PD .....							
Morven PD .....	1				1		1
Mount Airy PD .....	24				24		24
Mount Gilead PD .....	4				4		4
Mount Holly PD .....	15				15		15
Mount Olive PD .....	16		1	1	17	1	18
Murfreesboro PD .....	7		2	2	9	2	11
Murphy PD .....	6	1			6	1	7
Nags Head PD .....	7		1	3	8	3	11
Nash Co Sheriff .....							
Nashville PD .....	5			1	5	1	6
New Bern PD .....	33			8	33	8	41
New Hanover Co Sheriff	76	11			76	11	87
Newland PD .....	2				2		2
Newport PD .....	3				3		3
Newton PD .....	20	3	2	5	22	8	30
Newton Grove PD .....	2				2		2
New Topsail Beach PD .	4				4		4
Norlina PD .....							
Northampton Co Sheriff .	12	2		2	12	4	16
North Kannapolis PD ...	18		2	1	20	1	21
North Wilkesboro PD ..	13	2	2	1	15	3	18
Norwood PD .....	4				4		4
Oakboro PD .....	1				1		1
Ocean Isle Beach PD ...	4				4		4
Old Fort PD .....							
Onslow Co Sheriff .....							
Orange Co Sheriff .....	29				29		29
Oxford PD .....	16	3		3	16	6	22
Pamlico Co Sheriff .....	7	1	4		11	1	12
Parkton PD .....							
Pasquotank Co Sheriff ..	8	1			8	1	9
Pembroke PD .....	6	1	2	2	8	3	11
Pender Co Sheriff .....	11		4	3	15	3	18
Perquimans Co Sheriff .	2		1	2	3	2	5
Person Co Sheriff .....	14	1	1	1	15	2	17
Pikeville PD .....	1				1		1
Pilot Mountain PD .....	7		1	1	8	1	9
Pinebluff PD .....	1				1		1
Pinehurst PD .....	12		4		16		16
Pine Level PD .....							
Pinetops PD .....	3				3		3
Pineville PD .....	4				4		4
Pink Hill PD .....							
Pitt Co Sheriff .....	33	8	1		34	8	42
Pittsboro PD .....							
Plymouth PD .....	8	1		2	8	3	11
Polk Co Sheriff .....	9	1	2	1	11	2	13
Polkton PD .....							
Princeton PD .....	3			1	3	1	4


Agency	Full Time Male	Sworn Female	Full Time Male	Civilian Female	Total Male	Total Female	GRAND TOTAL
Princeville PD .....	3				3		3
Raeford PD .....							
Raleigh PD .....	291	11	22	13	313	24	337
RDU Police .....	11				11		11
Ramseur PD .....	4				4		4
Randleman PD .....	7			2	7	2	9
Randolph Co Sheriff ...	33	1	3	9	36	10	46
Ranlo PD .....	7				7		7
Red Springs PD .....	6	1	2	1	8	2	10
Reidsville PD .....	36		4	2	40	2	42
Rhodhiss PD .....							
Richlands PD .....	3				3		3
Rich Square PD .....							
Richmond Co Sheriff ...	22		2	1	24	1	25
Roanoke Rapids PD ....	25			8	25	8	33
Robbins PD .....	5		3		8		8
Robbinsville PD .....	5				5		5
Robersonville PD .....	6			2	6	2	8
Robeson Co Sheriff ....	40	1	6	6	46	7	53
Rockingham Co Sheriff .	41	3			41	3	44
Rockingham PD .....	19		2	3	21	3	24
Rocky Mount PD .....	82	4	9	9	91	13	104
Rolesville PD .....							
Ronda PD .....	1				1		1
Roseboro PD .....							
Rose Hill PD .....	3		1	3	4	3	7
Rowan Co Sheriff .....	62	1	3	6	65	7	72
Rowland PD .....	1		4	1	5	1	6
Roxboro PD .....	20	2	4	1	24	3	27
Rutherford Co Sheriff ..	25	4	2	3	27	7	34
Rutherfordton PD .....	9				9		9
Saint Pauls PD .....	7		1	1	8	1	9
Salemburg PD .....	3				3		3
Salisbury PD .....	45	4	3	6	48	10	58
Saluda PD .....	3				3		3
Sampson Co Sheriff ....	18	1	8	4	26	5	31
Sanford PD .....	46			2	46	2	48
Saratoga PD .....	1				1		1
Scotland Co Sheriff ....	19	2	4	1	23	3	26
Scotland Neck PD .....	8		4	3	12	3	15
Seaboard PD .....	1				1		1
Selma PD .....	13				13		13
Shallotte PD .....							
Sharpsburg PD .....	4				4		4
Shelby PD .....	40		2	2	42	2	44
Siler City PD .....	10		1	3	11	3	14
Sims PD .....	4			1	4	1	5
Smithfield PD .....	22		2	1	24	1	25
Snow Hill PD .....	5				5		5
Southern Pines PD .....	13		3	1	16	1	17
Southport PD .....	6			4	6	4	10
Sparta PD .....	5				5		5
Spencer PD .....	3				3		3

Agency	Full Time Male	Sworn Female	Full Time Male	Civilian Female	Total Male	Total Female	GRAND TOTAL
Spindale PD .....	12		1		13		13
Spring Hope PD .....							
Spring Lake PD .....	8			1	8	1	9
Spruce Pine PD .....	9	1			9	1	10
Stanfield PD .....	1				1		1
Stanley PD .....							
Stanly Co Sheriff .....	20	1	3	3	23	4	27
Stantonsburg PD .....	4				4		4
Star PD .....							
Statesville .....	58	2	2	5	60	7	67
Stokes Co Sheriff .....	13	1	3	5	16	6	22
Stoneville PD .....	5				5		5
Stovall PD .....							
Sunset Beach PD .....							
Surf City PD .....	3				3		3
Surry Co Sheriff .....	27	2	11	5	38	7	45
Swain Co Sheriff .....	6		1	1	7	1	8
Swansboro PD .....	4				4		4
Sylva PD .....	6				6		6
Tabor City PD .....	1		2		3		3
Tarboro PD .....	20		2	2	22	2	24
Taylorsville PD .....	6				6		6
Thomasville PD .....	42			2	42	2	44
Transylvania Co Sheriff ..	17	2			17	2	19
Troy PD .....	5				5		5
Tryon PD .....	9	1			9	1	10
Tyrrell Co Sheriff .....	4				4		4
Union Co Sheriff .....	36			6	36	6	42
Vandese PD .....	8			1	8	1	9
Vanceboro PD .....							
Vance Co Sheriff .....							
Vass PD .....	4				4		4
Wadesboro PD .....	16		4		20		20
Wake Co Sheriff .....	67		4	4	71	4	75
Wagram PD .....	1				1		1
Wake Forest PD .....	6		3		9		9
Wallace PD .....							
Walnut Cove PD .....	4		2	2	6	2	8
Warren Co Sheriff .....							
Warrenton PD .....	6		3	2	9	2	11
Warsaw PD .....	8			4	8	4	12
Washington Co Sheriff ..	5		3		8		8
Washington PD .....	22	1			22	1	23
Watauga Co Sheriff .....	19	1		5	19	6	25
Waxhaw PD .....	4				4		4
Wayne Co Sheriff .....	22	2	4	1	26	3	29
Waynesville PD .....	19				19		19
Weaverville PD .....							
Weldon PD .....	7		2	1	9	1	10
Wendell PD .....	6		2		8		8
West Jefferson PD .....	8			5	8	5	13
Whispering Pines PD ...							
Whitakers PD .....	4				4		4

Agency	Full Time Male	Sworn Female	Full Time Male	Civilian Female	Total Male	Total Female	GRAND TOTAL
White Lake PD .....	4			1	4	1	5
Whiteville PD .....	17		1	2	18	2	20
Wilkes Co Sheriff .....	32	2	2	4	34	6	40
Wilkesboro PD .....	8		4		12		12
Williamston PD .....	19	1			19	1	20
Wilmington PD .....	84	3	6	22	90	25	115
Wilson Co Sheriff .....	20	1	3	2	23	3	26
Wilson PD .....	78	1	2	3	80	4	84
Windsor PD .....	5				5		5
Wingate PD .....	2				2		2
Winston-Salem PD .....							
Winterville PD .....							
Winton PD .....	1				1		1
Woodfin PD .....							
Woodland PD .....	1				1		1
Wrightsville Beach PD ..	14		2		16		16
Yadkin Co Sheriff .....	19	1	1	1	20	2	22
Yadkinville PD .....	5				5		5
Yancey Co Sheriff .....	10		1	1	11	1	12
Yaupon Beach PD .....							
Youngsville PD .....							
Zebulon PD .....	7				7		7

Agency							
N. C. Highway Patrol ...	1,117		227	90	1,344	90	1,434
N. C. State Bureau of Investigation .....							
State Government Security Force .....	30	1	17	1	47	2	49

**X  
U C R  
HIGHLIGHTS  
1975 & 1976**



## COMPARATIVE CONTRIBUTOR HISTORY

Month	1975	1976
January	347	372
February	344	369
March	349	371
April	347	368
May	345	367
June	348	365
July	355	371
August	361	363
September	355	367
October	354	368
November	354	365
December	357	365
Average	351	367

## POPULATION COVERAGE

Month	1975	1976
January	90.59	95.33
February	89.09	96.15
March	90.72	96.96
April	90.30	96.87
May	89.92	96.45
June	89.49	96.11
July	91.62	97.23
August	91.89	95.49
September	93.73	95.62
October	93.32	96.22
November	93.78	95.82
December	94.05	95.51
Average	91.54	96.15

## CRIME INDEX OFFENSES

Serious crime (index crimes) in North Carolina totaled 206,693 for 1976. This represents an increase of 4.14 percent in reported crimes over 1975. This increase was brought about solely because of the large number of offenses of larceny. Of the seven index crimes, six reflected decrease but the increase in larceny was significant enough to increase the overall volume of reported crime above the level reported in 1975.

Index of Offenses	1975	1976	% Change
Murder	668	589	- 11.82
Rape	852	807	- 5.28
Robbery	4,413	3,775	- 14.45
Aggravated Assault	17,214	16,252	- 5.58
Burglary	65,964	62,553	- 5.17
Larceny	99,830	113,215	+ 13.40
MV Theft	9,519	9,502	- .17
<b>Violent</b>	<b>29,147</b>	<b>21,428</b>	<b>- 26.44</b>
<b>Property</b>	<b>175,313</b>	<b>185,270</b>	<b>+ 5.67</b>
<b>Total</b>	<b>204,460</b>	<b>206,698</b>	<b>+ 1.12</b>

The information below reflects the amount of property stolen and recovered during 1975 and 1976 as well as the value stolen for each offense category.

	1975	1976
Value of Property Stolen	\$58,895,859	\$63,504,993
Value of Property Recovered	\$19,399,181	\$21,395,932
Net Loss	\$39,496,677	\$42,109,061
Percent Recovered	32.93	33.69
Average Stolen Monthly	\$ 4,907,988	\$ 5,292,083
Average Recovered Monthly	\$ 1,616,598	\$ 1,782,994
<b>Value Stolen by Offense</b>		
Murder	\$ 17,746	\$ 4,254
Rape	\$ 2,386	\$ 9,604
Robbery	\$ 1,636,485	\$ 1,179,227
Aggravated Assault	*	*
Burglary	\$22,871,392	\$22,434,910
Larceny	\$17,550,370	\$21,243,192
Motor Vehicle Theft	\$16,817,480	\$18,633,793

\* Not Applicable



## **NORTH CAROLINA ARREST DATA**

The following pages reflect the number of arrest made by county for 1975 and 1976 for each offense category. Prior to making valid comparison one should check the history of contribution participation for the years concerned in order to accurately evaluate the fluctuation of arrest during this period.

# Statewide

Offense Category	1975 Total Arrest	1976 Total Arrest	Percent Change
Murder	694	666	- 4.0
Manslaughter by Negligence	138	257	+ 86.2
Forcible Rape	493	528	+ 7.1
Robbery	2,404	1,941	- 19.3
Assault—Aggravated	13,928	13,162	- 5.5
Burglary	15,202	13,758	- 9.5
Larceny	23,675	22,898	- 3.3
Motor Vehicle Theft	2,228	2,228	0
Simple Assaults	20,402	19,280	- 5.5
Arson	244	351	+ 43.9
Forgery and Counterfeiting	3,476	3,461	- .4
Fraud	30,660	31,298	+ 2.1
Embezzlement	4,131	3,240	- 21.6
Stolen Property	1,671	1,681	+ .6
Vandalism	3,630	3,389	- 6.6
Weapons	3,795	3,620	- 4.6
Prostitution	538	617	+ 14.7
Sex Offenses	961	830	- 13.6
Narcotics	13,288	15,833	+ 19.2
Gambling	995	627	- 37.0
Offenses Against the Family	9,140	8,522	- 6.8
Driving Under the Influence	64,927	62,607	- 3.6
Liquor Laws	6,058	5,877	- 3.0
Public Drunkenness	67,108	54,049	- 19.5
Disorderly Conduct	4,856	4,879	+ .5
Vagrancy	145	293	+ 102.1
All Other Offenses	50,823	56,102	+ 10.4
Curfews-Loitering	42	42	0
Runaways	1,994	1,997	+ .2
Grand Total	347,646	334,033	- 1.00

## Alamance

Offense Category	1975 Total Arrest	1976 Total Arrest
Murder	3	9
Manslaughter by Negligence	1	3
Forcible Rape	1	14
Robbery	17	15
Assault—Aggravated	67	73
Burglary	280	179
Larceny	312	439
Motor Vehicle Theft	33	45
Simple Assaults	214	224
Arson	2	7
Forgery and Counterfeiting	65	68
Fraud	424	338
Embezzlement	2	4
Stolen Property	11	43
Vandalism	51	78
Weapons	63	54
Prostitution	0	1
Sex Offenses	15	17
Narcotics	129	245
Gambling	8	19
Offenses Against the Family	64	84
Driving Under the Influence	528	618
Liquor Laws	163	161
Public Drunkenness	677	540
Disorderly Conduct	203	299
Vagrancy	0	14
All Other Offenses	277	336
Curfews-Loitering	0	27
Runaways	42	107
Grand Total	3,652	4,061

## Alexander

Offense Category	1975		1976	
	Total	Arrest	Total	Arrest
Murder	1		4	
Manslaughter by Negligence	0		0	
Forcible Rape	0		0	
Robbery	0		7	
Assault—Aggravated	79		36	
Burglary	35		68	
Larceny	73		59	
Motor Vehicle Theft	3		15	
Simple Assaults	22		29	
Arson	0		0	
Forgery and Counterfeiting	13		1	
Fraud	65		2	
Embezzlement	1		0	
Stolen Property	1		6	
Vandalism	11		2	
Weapons	7		6	
Prostitution	0		2	
Sex Offenses	1		0	
Narcotics	14		25	
Gambling	0		0	
Offenses Against the Family	34		3	
Driving Under the Influence	118		95	
Liquor Laws	3		2	
Public Drunkenness	195		103	
Disorderly Conduct	35		6	
Vagrancy	0		0	
All Other Offenses	10		138	
Curfews-Loitering	5		0	
Runaways	0		4	
Grand Total	726		613	

## Alleghany

Offense Category	1975 Total Arrest	1976 Total Arrest
Murder	1	0
Manslaughter by Negligence	0	0
Forcible Rape	0	2
Robbery	0	0
Assault—Aggravated	0	1
Burglary	22	13
Larceny	4	3
Motor Vehicle Theft	0	4
Simple Assaults	11	15
Arson	0	0
Forgery and Counterfeiting	4	1
Fraud	1	0
Embezzlement	0	0
Stolen Property	0	0
Vandalism	0	0
Weapons	0	0
Prostitution	0	0
Sex Offenses	0	0
Narcotics	0	1
Gambling	0	0
Offenses Against the Family	0	11
Driving Under the Influence	20	0
Liquor Laws	1	0
Public Drunkenness	66	36
Disorderly Conduct	0	0
Vagrancy	0	0
All Other Offenses	69	66
Curfews-Loitering	0	0
Runaways	0	0
Grand Total	199	153

## Anson

Offense Category	1975 Total Arrest	1976 Total Arrest
Murder	3	3
Manslaughter by Negligence	0	0
Forcible Rape	3	1
Robbery	9	6
Assault—Aggravated	127	110
Burglary	36	60
Larceny	74	76
Motor Vehicle Theft	8	5
Simple Assaults	113	58
Arson	0	0
Forgery and Counterfeiting	16	12
Fraud	160	68
Embezzlement	1	1
Stolen Property	3	6
Vandalism	23	10
Weapons	16	11
Prostitution	0	0
Sex Offenses	0	0
Narcotics	32	39
Gambling	0	0
Offenses Against the Family	52	38
Driving Under the Influence	107	99
Liquor Laws	24	43
Public Drunkenness	336	313
Disorderly Conduct	28	28
Vagrancy	0	0
All Other Offenses	155	221
Curfews-Loitering	0	0
Runaways	1	0
Grand Total	1,327	1,208

## Ashe

Offense Category	1975 Total Arrest	1976 Total Arrest
Murder	1	1
Manslaughter by Negligence	0	0
Forcible Rape	0	0
Robbery	9	0
Assault—Aggravated	29	13
Burglary	43	33
Larceny	26	25
Motor Vehicle Theft	4	8
Simple Assaults	36	19
Arson	0	2
Forgery and Counterfeiting	5	5
Fraud	6	3
Embezzlement	0	0
Stolen Property	4	0
Vandalism	7	2
Weapons	0	2
Prostitution	0	0
Sex Offenses	0	0
Narcotics	9	12
Gambling	0	0
Offenses Against the Family	0	0
Driving Under the Influence	11	14
Liquor Laws	0	6
Public Drunkenness	7	24
Disorderly Conduct	12	3
Vagrancy	0	0
All Other Offenses	183	162
Curfews-Loitering	0	0
Runaways	22	58
Grand Total	414	392

## Avery

Offense Category	1975 Total Arrest	1976 Total Arrest
Murder	1	1
Manslaughter by Negligence	1	0
Forcible Rape	0	0
Robbery	3	6
Assault—Aggravated	5	14
Burglary	35	28
Larceny	22	9
Motor Vehicle Theft	8	7
Simple Assaults	56	55
Arson	0	4
Forgery and Counterfeiting	3	4
Fraud	86	57
Embezzlement	0	0
Stolen Property	1	3
Vandalism	0	1
Weapons	6	1
Prostitution	0	0
Sex Offenses	1	1
Narcotics	34	31
Gambling	0	0
Offenses Against the Family	28	27
Driving Under the Influence	73	77
Liquor Laws	8	6
Public Drunkenness	137	120
Disorderly Conduct	8	1
Vagrancy	0	0
All Other Offenses	219	175
Curfews-Loitering	0	0
Runaways	13	12
Grand Total	748	640



## Beaufort

Offense Category	1975 Total Arrest	1976 Total Arrest
Murder	5	7
Manslaughter by Negligence	0	2
Forcible Rape	1	3
Robbery	21	4
Assault—Aggravated	145	182
Burglary	59	55
Larceny	115	113
Motor Vehicle Theft	7	8
Simple Assaults	151	111
Arson	0	2
Forgery and Counterfeiting	15	11
Fraud	444	503
Embezzlement	3	6
Stolen Property	12	8
Vandalism	29	25
Weapons	7	10
Prostitution	0	0
Sex Offenses	0	0
Narcotics	41	28
Gambling	0	0
Offenses Against the Family	55	55
Driving Under the Influence	45	58
Liquor Laws	22	0
Public Drunkenness	256	215
Disorderly Conduct	24	23
Vagrancy	67	38
All Other Offenses	101	139
Curfews-Loitering	0	0
Runaways	0	0
Grand Total	1,625	1,606

**Bertie**

Offense Category	1975	1976
	Total Arrest	Total Arrest
Murder	1	3
Manslaughter by Negligence	0	0
Forcible Rape	2	4
Robbery	0	2
Assault—Aggravated	74	72
Burglary	34	16
Larceny	36	44
Motor Vehicle Theft	2	4
Simple Assaults	80	108
Arson	4	0
Forgery and Counterfeiting	11	10
Fraud	152	271
Embezzlement	0	0
Stolen Property	14	8
Vandalism	9	15
Weapons	6	6
Prostitution	2	0
Sex Offenses	1	1
Narcotics	18	16
Gambling	0	10
Offenses Against the Family	44	51
Driving Under the Influence	18	19
Liquor Laws	6	5
Public Drunkenness	82	51
Disorderly Conduct	14	7
Vagrancy	0	0
All Other Offenses	139	197
Curfews-Loitering	0	0
Runaways	1	0
Grand Total	750	920

**Bladen**

Offense Category	1975 Total Arrest	1976 Total Arrest
Murder	1	0
Manslaughter by Negligence	0	0
Forcible Rape	0	1
Robbery	0	2
Assault—Aggravated	38	23
Burglary	9	8
Larceny	18	29
Motor Vehicle Theft	1	0
Simple Assaults	9	22
Arson	0	1
Forgery and Counterfeiting	5	10
Fraud	0	1
Embezzlement	0	0
Stolen Property	0	0
Vandalism	0	2
Weapons	7	6
Prostitution	0	0
Sex Offenses	0	2
Narcotics	15	39
Gambling	0	0
Offenses Against the Family	6	4
Driving Under the Influence	67	98
Liquor Laws	15	18
Public Drunkenness	220	212
Disorderly Conduct	8	0
Vagrancy	0	0
All Other Offenses	178	292
Curfews-Loitering	0	0
Runaways	0	0
Grand Total	597	770

## Brunswick

Offense Category	1975 Total Arrest	1976 Total Arrest
Murder	1	0
Manslaughter by Negligence	0	0
Forcible Rape	7	1
Robbery	4	7
Assault—Aggravated	124	177
Burglary	100	86
Larceny	91	91
Motor Vehicle Theft	27	11
Simple Assaults	88	32
Arson	0	0
Forgery and Counterfeiting	5	11
Fraud	293	242
Embezzlement	1	1
Stolen Property	5	1
Vandalism	34	17
Weapons	12	0
Prostitution	0	1
Sex Offenses	1	5
Narcotics	52	90
Gambling	3	1
Offenses Against the Family	135	87
Driving Under the Influence	179	98
Liquor Laws	22	15
Public Drunkenness	115	37
Disorderly Conduct	3	9
Vagrancy	4	0
All Other Offenses	341	289
Curfews-Loitering	0	1
Runaways	3	0
Grand Total	1,650	1,310

**Buncombe**

Offense Category	1975 Total Arrest	1976 Total Arrest
Murder	16	18
Manslaughter by Negligence	1	3
Forcible Rape	12	8
Robbery	77	53
Assault—Aggravated	251	212
Burglary	448	480
Larceny	961	932
Motor Vehicle Theft	115	106
Simple Assaults	611	575
Arson	13	4
Forgery and Counterfeiting	67	121
Fraud	329	522
Embezzlement	5	17
Stolen Property	47	19
Vandalism	42	41
Weapons	44	46
Prostitution	5	11
Sex Offenses	7	13
Narcotics	236	243
Gambling	38	31
Offenses Against the Family	172	99
Driving Under the Influence	521	875
Liquor Laws	16	18
Public Drunkenness	3,164	2,966
Disorderly Conduct	67	22
Vagrancy	0	0
All Other Offenses	1,544	2,383
Curfews-Loitering	0	0
Runaways	59	32
Grand Total	8,868	9,850

## Burke

Offense Category	1975 Total Arrest	1976 Total Arrest
Murder	3	5
Manslaughter by Negligence	0	1
Forcible Rape	3	4
Robbery	13	4
Assault—Aggravated	105	99
Burglary	133	96
Larceny	201	184
Motor Vehicle Theft	24	18
Simple Assaults	377	241
Arson	0	1
Forgery and Counterfeiting	32	67
Fraud	229	138
Embezzlement	2	12
Stolen Property	5	13
Vandalism	27	3
Weapons	16	22
Prostitution	0	0
Sex Offenses	1	2
Narcotics	59	73
Gambling	0	6
Offenses Against the Family	157	133
Driving Under the Influence	213	245
Liquor Laws	59	62
Public Drunkenness	400	249
Disorderly Conduct	9	21
Vagrancy	0	0
All Other Offenses	356	264
Curfews-Loitering	1	1
Runaways	4	14
Grand Total	2,429	1,978

## Cabarrus

Offense Category	1975 Total Arrest	1976 Total Arrest
Murder	3	9
Manslaughter by Negligence	2	0
Forcible Rape	7	6
Robbery	28	21
Assault—Aggravated	158	185
Burglary	272	130
Larceny	417	362
Motor Vehicle Theft	38	24
Simple Assaults	377	364
Arson	3	1
Forgery and Counterfeiting	189	68
Fraud	575	368
Embezzlement	3	2
Stolen Property	7	4
Vandalism	16	15
Weapons	62	29
Prostitution	1	0
Sex Offenses	19	7
Narcotics	92	162
Gambling	0	0
Offenses Against the Family	216	173
Driving Under the Influence	327	448
Liquor Laws	22	74
Public Drunkenness	812	718
Disorderly Conduct	35	31
Vagrancy	0	0
All Other Offenses	605	923
Curfew-Loitering	0	0
Runaways	3	12
Grand Total	4,289	4,136

## Caldwell

Offense Category	1975 Total Arrest	1976 Total Arrest
Murder	10	5
Manslaughter by Negligence	1	2
Forcible Rape	2	2
Robbery	19	11
Assault—Aggravated	227	191
Burglary	205	110
Larceny	234	123
Motor Vehicle Theft	18	36
Simple Assaults	181	172
Arson	1	8
Forgery and Counterfeiting	87	28
Fraud	215	125
Embezzlement	4	5
Stolen Property	21	13
Vandalism	13	4
Weapons	28	12
Prostitution	0	0
Sex Offenses	11	3
Narcotics	91	79
Gambling	2	0
Offenses Against the Family	268	173
Driving Under the Influence	429	264
Liquor Laws	31	41
Public Drunkenness	846	455
Disorderly Conduct	39	21
Vagrancy	2	5
All Other Offenses	508	749
Curfews-Loitering	0	0
Runaways	13	11
Grand Total	3,506	2,648



## Camden

Offense Category	1975 Total Arrest	1976 Total Arrest
Murder	0	1
Manslaughter by Negligence	0	0
Forcible Rape	0	0
Robbery	0	0
Assault—Aggravated	6	7
Burglary	6	1
Larceny	0	2
Motor Vehicle Theft	0	1
Simple Assaults	4	8
Arson	0	2
Forgery and Counterfeiting	0	0
Fraud	0	0
Embezzlement	0	0
Stolen Property	0	2
Vandalism	0	0
Weapons	0	0
Prostitution	0	0
Sex Offenses	0	0
Narcotics	3	0
Gambling	0	0
Offenses Against the Family	1	1
Driving Under the Influence	0	0
Liquor Laws	0	0
Public Drunkenness	1	0
Disorderly Conduct	0	0
Vagrancy	0	0
All Other Offenses	0	1
Curfews-Loitering	0	0
Runaways	0	0
Grand Total	21	26

## Carteret

Offense Category	1975 Total Arrest	1976 Total Arrest
Murder	0	1
Manslaughter by Negligence	0	0
Forcible Rape	2	0
Robbery	2	2
Assault—Aggravated	26	21
Burglary	56	74
Larceny	49	46
Motor Vehicle Theft	3	12
Simple Assaults	46	45
Arson	0	3
Forgery and Counterfeiting	6	8
Fraud	8	0
Embezzlement	0	0
Stolen Property	3	5
Vandalism	0	5
Weapons	3	5
Prostitution	0	0
Sex Offenses	1	0
Narcotics	226	254
Gambling	0	1
Offenses Against the Family	0	4
Driving Under the Influence	169	185
Liquor Laws	2	23
Public Drunkenness	149	122
Disorderly Conduct	5	3
Vagrancy	0	0
All Other Offenses	172	169
Curfews-Loitering	0	0
Runaways	1	3
Grand Total	929	991

## Caswell

Offense Category	1975 Total Arrest	1976 Total Arrest
Murder	3	2
Manslaughter by Negligence	0	1
Forcible Rape	5	2
Robbery	0	1
Assault—Aggravated	20	1
Burglary	13	33
Larceny	16	10
Motor Vehicle Theft	1	0
Simple Assaults	69	70
Arson	1	1
Forgery and Counterfeiting	0	2
Fraud	42	14
Embezzlement	0	0
Stolen Property	1	0
Vandalism	6	2
Weapons	9	1
Prostitution	0	0
Sex Offenses	1	1
Narcotics	4	3
Gambling	0	0
Offenses Against the Family	21	12
Driving Under the Influence	2	4
Liquor Laws	1	2
Public Drunkenness	33	30
Disorderly Conduct	8	1
Vagrancy	0	0
All Other Offenses	39	15
Curfews-Loitering	0	0
Runaways	0	0
Grand Total	295	208

## Catawba

Offense Category	1975 Total Arrest	1976 Total Arrest
Murder	8	10
Manslaughter by Negligence	2	1
Frocible Rape	5	8
Robbery	38	23
Assault—Aggravated	375	355
Burglary	323	359
Larceny	521	506
Motor Vehicle Theft	18	44
Simple Assaults	197	227
Arson	6	1
Forgery and Counterfeiting	100	139
Fraud	308	312
Embezzlement	5	6
Stolen Property	5	18
Vandalism	40	34
Weapons	50	71
Prostitution	1	0
Sex Offenses	14	3
Narcotics	216	230
Gambling	3	5
Offenses Against the Family	186	177
Driving Under the Influence	658	540
Liquor Laws	38	27
Public Drunkenness	1,284	1,042
Disorderly Conduct	40	11
Vagrancy	0	33
All Other Offenses	1,145	1,034
Curfews-Loitering	0	0
Runaways	25	8
Grand Total	5,611	5,224

## Chatham

Offense Category	1975 Total Arrest	1976 Total Arrest
Murder	7	1
Manslaughter by Negligence	0	0
Forcible Rape	3	4
Robbery	9	4
Assault—Aggravated	67	48
Burglary	35	33
Larceny	39	40
Motor Vehicle Theft	7	6
Simple Assaults	88	72
Arson	1	0
Forgery and Counterfeiting	9	8
Fraud	10	100
Embezzlement	0	1
Stolen Property	6	7
Vandalism	6	12
Weapons	4	2
Prostitution	0	0
Sex Offenses	1	1
Narcotics	29	16
Gambling	0	0
Offenses Against the Family	34	52
Driving Under the Influence	68	48
Liquor Laws	15	9
Public Drunkenness	96	69
Disorderly Conduct	5	0
Vagrancy	0	0
All Other Offenses	698	502
Curfews-Loitering	0	0
Runaways	0	0
Grand Total	1,237	1,035

## Cherokee

Offense Category	1975 Total Arrest	1976 Total Arrest
Murder	2	0
Manslaughter by Negligence	1	0
Forcible Rape	3	0
Robbery	0	2
Assault—Aggravated	7	35
Burglary	46	18
Larceny	13	5
Motor Vehicle Theft	4	4
Simple Assaults	1	23
Arson	0	1
Forgery and Counterfeiting	15	2
Fraud	0	4
Embezzlement	0	0
Stolen Property	0	3
Vandalism	2	0
Weapons	12	5
Prostitution	0	0
Sex Offenses	2	0
Narcotics	35	14
Gambling	0	0
Offenses Against the Family	6	26
Driving Under the Influence	178	112
Liquor Laws	21	11
Public Drunkenness	435	340
Disorderly Conduct	0	3
Vagrancy	0	0
All Other Offenses	57	104
Curfews-Loitering	0	0
Runaways	1	3
Grand Total	841	715

## Chowan

Offense Category	1975 Total Arrest	1976 Total Arrest
Murder	4	0
Manslaughter by Negligence	0	0
Forcible Rape	0	0
Robbery	1	2
Assault—Aggravated	21	31
Burglary	31	26
Larceny	78	42
Motor Vehicle Theft	2	4
Simple Assaults	59	48
Arson	0	1
Forgery and Counterfeiting	8	2
Fraud	29	41
Embezzlement	0	0
Stolen Property	1	0
Vandalism	6	0
Weapons	6	5
Prostitution	0	0
Sex Offenses	1	1
Narcotics	14	27
Gambling	0	0
Offenses Against the Family	18	11
Driving Under the Influence	95	76
Liquor Laws	0	0
Public Drunkenness	78	23
Disorderly Conduct	17	13
Vagrancy	0	0
All Other Offenses	71	82
Curfews-Loitering	0	0
Runaways	4	1
Grand Total	544	436

## Clay

Offense Category	1975 Total Arrest	1976 Total Arrest
Murder	0	0
Manslaughter by Negligence	0	0
Forcible Rape	0	4
Robbery	0	1
Assault—Aggravated	11	14
Burglary	6	7
Larceny	2	0
Motor Vehicle Theft	0	0
Simple Assaults	7	0
Arson	0	0
Forgery and Counterfeiting	0	0
Fraud	6	0
Embezzlement	0	0
Stolen Property	0	0
Vandalism	0	0
Weapons	1	0
Prostitution	0	0
Sex Offenses	0	0
Narcotics	25	18
Gambling	0	0
Offenses Against the Family	0	0
Driving Under the Influence	1	0
Liquor Laws	0	0
Public Drunkenness	37	57
Disorderly Conduct	1	0
Vagrancy	0	0
All Other Offenses	0	0
Curfews-Loitering	0	0
Runaways	0	0
Grand Total	97	101



## Cleveland

Offense Category	1975 Total Arrest	1976 Total Arrest
Murder	4	11
Manslaughter by Negligence	0	1
Forcible Rape	2	3
Robbery	32	26
Assault—Aggravated	555	527
Burglary	168	175
Larceny	316	263
Motor Vehicle Theft	26	19
Simple Assaults	167	128
Arson	5	1
Forgery and Counterfeiting	18	45
Fraud	238	176
Embezzlement	2	1
Stolen Property	11	14
Vandalism	46	82
Weapons	59	49
Prostitution	0	0
Sex Offenses	3	2
Narcotics	160	279
Gambling	19	13
Offenses Against the Family	283	344
Driving Under the Influence	441	311
Liquor Laws	173	106
Public Drunkenness	1,677	1,284
Disorderly Conduct	3	17
Vagrancy	0	0
All Other Offenses	1,332	1,474
Curfews-Loitering	0	0
Runaways	32	34
Grand Total	5,772	5,385

## Columbus

Offense Category	1975 Total Arrest	1976 Total Arrest
Murder	7	4
Manslaughter by Negligence	0	1
Forcible Rape	11	4
Robbery	18	6
Assault—Aggravated	168	135
Burglary	110	103
Larceny	183	129
Motor Vehicle Theft	20	23
Simple Assaults	173	201
Arson	0	1
Forgery and Counterfeiting	50	53
Fraud	1,248	1,635
Embezzlement	0	2
Stolen Property	9	2
Vandalism	67	30
Weapons	11	7
Prostitution	0	1
Sex Offenses	1	0
Narcotics	36	43
Gambling	2	11
Offenses Against the Family	110	79
Driving Under the Influence	390	356
Liquor Laws	20	5
Public Drunkenness	917	414
Disorderly Conduct	11	10
Vagrancy	0	0
All Other Offenses	546	1,036
Curfews-Loitering	0	0
Runaways	21	22
Grand Total	4,129	4,313

## Craven

Offense Category	1975 Total Arrest	1976 Total Arrest
Murder	4	7
Manslaughter by Negligence	0	2
Forcible Rape	4	4
Robbery	39	1
Assault—Aggravated	81	70
Burglary	138	170
Larceny	245	211
Motor Vehicle Thefts	18	18
Simple Assaults	181	229
Arson	3	2
Forgery and Counterfeiting	35	82
Fraud	205	183
Embezzlement	0	11
Stolen Property	12	9
Vandalism	44	26
Weapons	38	32
Prostitution	3	0
Sex Offenses	4	8
Narcotics	158	288
Gambling	2	2
Offenses Against the Family	39	58
Driving Under the Influence	310	240
Liquor Laws	27	74
Public Drunkenness	326	247
Disorderly Conduct	37	19
Vagrancy	0	0
All Other Offenses	168	487
Curfews-Loitering	0	0
Runaways	8	1
Grand Total	2,129	2,481

## Cumberland

Offense Category	1975 Total Arrest	1976 Total Arrest
Murder	46	42
Manslaughter by Negligence	4	3
Forcible Rape	40	27
Robbery	210	188
Assault—Aggravated	715	586
Burglary	1,167	1,039
Larceny	747	860
Motor Vehicle Theft	125	99
Simple Assaults	724	555
Arson	4	18
Forgery and Counterfeiting	54	60
Fraud	2,251	1,358
Embezzlement	20	16
Stolen Property	358	358
Vandalism	139	157
Weapons	241	403
Prostitution	213	143
Sex Offenses	86	42
Narcotics	698	772
Gambling	20	14
Offenses Against the Family	337	270
Driving Under the Influence	788	828
Liquor Laws	11	121
Public Drunkenness	542	1,221
Disorderly Conduct	226	404
Vagrancy	9	7
All Other Offenses	1,996	2,096
Curfews-Loitering	1	2
Runaways	214	278
Grand Total	11,986	11,967

## Currituck

Offense Category	1975 Total Arrest	1976 Total Arrest
Murder	1	0
Manslaughter by Negligence	0	0
Forcible Rape	1	0
Robbery	0	0
Assault—Aggravated	32	24
Burglary	16	12
Larceny	17	14
Motor Vehicle Theft	2	3
Simple Assaults	8	11
Arson	2	0
Forgery and Counterfeiting	0	0
Fraud	1	0
Embezzlement	0	1
Stolen Property	0	1
Vandalism	4	0
Weapons	0	0
Prostitution	0	0
Sex Offenses	0	0
Narcotics	23	19
Gambling	0	0
Offenses Against the Family	5	1
Driving Under the Influence	8	3
Liquor Laws	0	0
Public Drunkenness	8	4
Disorderly Conduct	3	0
Vagrancy	0	0
All Other Offenses	100	95
Curfews-Loitering	0	0
Runaways	0	0
Grand Total	231	191

**Dare**

Offense Category	1975 Total Arrest	1976 Total Arrest
Murder	1	1
Manslaughter by Negligence	0	0
Forcible Rape	1	0
Robbery	6	4
Assault—Aggravated	22	19
Burglary	42	16
Larceny	41	21
Motor Vehicle Theft	10	0
Simple Assaults	6	0
Arson	0	0
Forgery and Counterfeiting	0	4
Fraud	1	3
Embezzlement	0	0
Stolen Property	0	7
Vandalism	12	3
Weapons	5	4
Prostitution	0	0
Sex Offenses	0	0
Narcotics	75	94
Gambling	0	3
Offenses Against the Family	0	1
Driving Under the Influence	96	217
Liquor Laws	1	5
Public Drunkenness	66	78
Disorderly Conduct	15	8
Vagrancy	0	0
All Other Offenses	11	42
Curfews-Loitering	0	0
Runaways	6	0
Grand Total	417	530

## Davidson

Offense Category	1975 Total Arrest	1976 Total Arrest
Murder	5	9
Manslaughter by Negligence	0	1
Forcible Rape	1	5
Robbery	37	29
Assault—Aggravated	189	169
Burglary	297	247
Larceny	346	206
Motor Vehicle Theft	42	44
Simple Assaults	426	537
Arson	0	9
Forgery and Counterfeiting	32	22
Fraud	123	498
Embezzlement	0	2
Stolen Property	16	12
Vandalism	132	15
Weapons	40	23
Prostitution	0	0
Sex Offenses	17	15
Narcotics	90	98
Gambling	15	5
Offenses Against the Family	199	263
Driving Under the Influence	247	298
Liquor Laws	82	58
Public Drunkenness	408	370
Disorderly Conduct	43	39
Vagrancy	0	1
All Other Offenses	1,071	950
Curfews-Loitering	3	0
Runaways	85	103
Grand Total	3,946	4,028

## Davie

Offense Category	1975 Total Arrest	1976 Total Arrest
Murder	0	1
Manslaughter by Negligence	0	0
Forcible Rape	0	2
Robbery	0	5
Assault—Aggravated	20	28
Burglary	11	61
Larceny	11	23
Motor Vehicle Theft	5	3
Simple Assaults	11	56
Arson	0	0
Forgery and Counterfeiting	2	2
Fraud	17	101
Embezzlement	0	1
Stolen Property	2	8
Vandalism	0	7
Weapons	8	8
Prostitution	0	2
Sex Offenses	1	2
Narcotics	36	36
Gambling	0	1
Offenses Against the Family	5	31
Driving Under the Influence	81	98
Liquor Laws	5	5
Public Drunkenness	38	61
Disorderly Conduct	4	14
Vagrancy	0	0
All Other Offenses	29	77
Curfews-Loitering	0	0
Runaways	2	1
Grand Total	288	634



## Duplin

Offense Category	1975 Total Arrest	1976 Total Arrest
Murder	5	7
Manslaughter by Negligence	0	0
Forcible Rape	4	2
Robbery	13	0
Assault—Aggravated	68	54
Burglary	124	121
Larceny	106	84
Motor Vehicle Theft	17	13
Simple Assaults	92	87
Arson	1	16
Forgery and Counterfeiting	23	17
Fraud	37	20
Embezzlement	0	0
Stolen Property	26	0
Vandalism	5	6
Weapons	9	8
Prostitution	0	0
Sex Offenses	2	1
Narcotics	87	31
Gambling	10	13
Offenses Against the Family	40	38
Driving Under the Influence	266	277
Liquor Laws	27	29
Public Drunkenness	273	224
Disorderly Conduct	55	35
Vagrancy	0	0
All Other Offenses	1,053	875
Curfews-Loitering	0	0
Runaways	5	2
Grand Total	2,348	1,960

## Durham

Offense Category	1975 Total Arrest	1976 Total Arrest
Murder	29	30
Manslaughter by Negligence	4	3
Forcible Rape	21	23
Robbery	95	58
Assault—Aggravated	241	121
Burglary	322	371
Larceny	906	1,016
Motor Vehicle Theft	90	82
Simple Assaults	586	260
Arson	11	14
Forgery and Counterfeiting	59	65
Fraud	1,464	416
Embezzlement	10	14
Stolen Property	14	10
Vandalism	87	30
Weapons	73	60
Prostitution	1	10
Sex Offenses	10	24
Narcotics	255	281
Gambling	64	58
Offenses Against the Family	137	64
Driving Under the Influence	778	778
Liquor Laws	46	38
Public Drunkenness	951	668
Disorderly Conduct	181	139
Vagrancy	0	0
All Other Offenses	373	465
Curfews-Loitering	2	0
Runaways	13	31
Grand Total	6,823	5,129



**CONTINUED**

**2 OF 3**

## Edgecombe

Offense Category	1975 Total Arrest	1976 Total Arrest
Murder	8	7
Manslaughter by Negligence	3	0
Forcible Rape	14	7
Robbery	29	27
Assault—Aggravated	104	140
Burglary	230	208
Larceny	542	473
Motor Vehicle Theft	34	30
Simple Assaults	572	458
Arson	0	2
Forgery and Counterfeiting	103	99
Fraud	605	835
Embezzlement	8	9
Stolen Property	34	40
Vandalism	59	66
Weapons	73	49
Prostitution	1	0
Sex Offenses	3	10
Narcotics	195	354
Gambling	8	1
Offenses Against the Family	117	96
Driving Under the Influence	463	489
Liquor Laws	96	153
Public Drunkenness	955	898
Disorderly Conduct	274	251
Vagrancy	1	0
All Other Offenses	660	817
Curfews-Loitering	0	0
Runaways	0	0
Grand Total	5,191	5,519

## Forsyth

Offense Category	1975 Total Arrest	1976 Total Arrest
Murder	25	28
Manslaughter by Negligence	1	8
Forcible Rape	20	17
Robbery	99	107
Assault—Aggravated	1,753	1,483
Burglary	485	649
Larceny	1,188	1,209
Motor Vehicle Theft	72	109
Simple Assaults	479	572
Arson	14	11
Forgery and Counterfeiting	152	82
Fraud	2,949	3,187
Embezzlement	8	21
Stolen Property	57	55
Vandalism	346	346
Weapons	169	122
Prostitution	15	17
Sex Offenses	37	60
Narcotics	710	497
Gambling	69	7
Offenses Against the Family	636	726
Driving Under the Influence	668	798
Liquor Laws	322	225
Public Drunkenness	2,643	1,547
Disorderly Conduct	207	217
Vagrancy	5	1
All Other Offenses	1,870	3,173
Curfews-Loitering	2	0
Runaways	107	84
Grand Total	15,108	15,358

## Franklin

Offense Category	1975 Total Arrest	1976 Total Arrest
Murder	11	2
Manslaughter by Negligence	0	0
Forcible Rape	6	6
Robbery	14	2
Assault—Aggravated	66	66
Burglary	51	38
Larceny	99	43
Motor Vehicle Theft	8	10
Simple Assaults	98	121
Arson	4	6
Forgery and Counterfeiting	21	16
Fraud	294	205
Embezzlement	23	0
Stolen Property	2	7
Vandalism	3	4
Weapons	7	4
Prostitution	0	0
Sex Offenses	1	34
Narcotics	15	35
Gambling	0	0
Offenses Against the Family	35	26
Driving Under the Influence	75	74
Liquor Laws	18	27
Public Drunkenness	180	125
Disorderly Conduct	7	2
Vagrancy	1	0
All Other Offenses	117	70
Curfews-Loitering	0	0
Runaways	0	0
Grand Total	1,156	923

**Gaston**

Offense Category	1975 Total Arrest	1976 Total Arrest
Murder	21	12
Manslaughter by Negligence	3	0
Forcible Rape	11	18
Robbery	64	65
Assault—Aggravated	524	411
Burglary	539	322
Larceny	593	577
Motor Vehicle Theft	67	74
Simple Assaults	1,124	936
Arson	5	6
Forgery and Counterfeiting	123	58
Fraud	797	745
Embezzlement	3	3
Stolen Property	33	22
Vandalism	166	148
Weapons	102	72
Prostitution	2	0
Sex Offenses	19	28
Narcotics	581	707
Gambling	51	11
Offenses Against the Family	591	499
Driving Under the Influence	810	903
Liquor Laws	326	331
Public Drunkenness	2,999	2,753
Disorderly Conduct	77	77
Vagrancy	6	0
All Other Offenses	1,361	1,362
Curfews-Loitering	1	2
Runaways	55	97
Grand Total	11,054	10,239



## Gates

Offense Category	1975 Total Arrest	1976 Total Arrest
Murder	0	0
Manslaughter by Negligence	0	0
Forcible Rape	0	0
Robbery	0	0
Assault—Aggravated	20	23
Burglary	8	4
Larceny	6	1
Motor Vehicle Theft	0	1
Simple Assaults	4	0
Arson	0	0
Forgery and Counterfeiting	1	0
Fraud	32	43
Embezzlement	0	3
Stolen Property	0	0
Vandalism	4	0
Weapons	0	0
Prostitution	0	0
Sex Offenses	0	0
Narcotics	7	0
Gambling	0	3
Offenses Against the Family	10	10
Driving Under the Influence	0	0
Liquor Laws	0	0
Public Drunkenness	3	3
Disorderly Conduct	0	0
Vagrancy	0	0
All Other Offenses	21	37
Curfews-Loitering	0	0
Runaways	0	2
Grand Total	116	130

## Graham

Offense Category	1975 Total Arrest	1976 Total Arrest
Murder	1	1
Manslaughter by Negligence	0	1
Forcible Rape	0	0
Robbery	0	0
Assault—Aggravated	11	0
Burglary	4	4
Larceny	7	0
Motor Vehicle Theft	4	1
Simple Assaults	7	0
Arson	0	0
Forgery and Counterfeiting	0	2
Fraud	4	1
Embezzlement	0	0
Stolen Property	0	0
Vandalism	0	0
Weapons	0	0
Prostitution	0	0
Sex Offenses	0	0
Narcotics	16	8
Gambling	0	0
Offenses Against the Family	5	0
Driving Under the Influence	53	29
Liquor Laws	20	3
Public Drunkenness	169	145
Disorderly Conduct	4	1
Vagrancy	0	0
All Other Offenses	9	0
Curfews-Loitering	0	0
Runaways	0	0
Grand Total	314	196

## Granville

Offense Category	1975 Total Arrest	1976 Total Arrest
Murder	7	1
Manslaughter by Negligence	0	0
Forcible Rape	5	0
Robbery	9	7
Assault—Aggravated	88	32
Burglary	61	84
Larceny	65	60
Motor Vehicle Theft	6	12
Simple Assaults	9	102
Arson	0	1
Forgery and Counterfeiting	8	26
Fraud	94	115
Embezzlement	2	0
Stolen Property	8	7
Vandalism	5	16
Weapons	10	7
Prostitution	0	0
Sex Offenses	3	2
Narcotics	14	30
Gambling	0	8
Offenses Against the Family	17	19
Driving Under the Influence	135	133
Liquor Laws	11	26
Public Drunkenness	133	106
Disorderly Conduct	5	13
Vagrancy	0	0
All Other Offenses	79	100
Curfews-Loitering	0	0
Runaways	23	9
Grand Total	797	916

**Guilford**

<b>Offense Category</b>	<b>1975 Total Arrest</b>	<b>1976 Total Arrest</b>
Murder	33	41
Manslaughter by Negligence	5	3
Forcible Rape	46	45
Robbery	219	212
Assault—Aggravated	614	629
Burglary	1,322	1,121
Larceny	2,527	2,598
Motor Vehicle Theft	201	195
Simple Assaults	2,425	2,345
Arson	14	24
Forgery and Counterfeiting	238	263
Fraud	4,245	4,982
Embezzlement	39	42
Stolen Property	117	176
Vandalism	482	521
Weapons	160	161
Prostitution	17	90
Sex Offenses	198	169
Narcotics	1,246	1,350
Gambling	187	171
Offenses Against the Family	723	734
Driving Under the Influence	1,913	1,770
Liquor Laws	604	448
Public Drunkenness	4,831	3,793
Disorderly Conduct	543	502
Vagrancy	9	142
All Other Offenses	6,622	5,747
Curfews-Loitering	12	0
Runaways	351	320
<b>Grand Total</b>	<b>29,943</b>	<b>28,594</b>

## Harnett

Offense Category	1975 Total Arrest	1976 Total Arrest
Murder	16	7
Manslaughter by Negligence	0	2
Forcible Rape	11	5
Robbery	8	9
Assault—Aggravated	79	138
Burglary	54	108
Larceny	73	71
Motor Vehicle Theft	13	10
Simple Assaults	92	75
Arson	0	1
Forgery and Counterfeiting	2	4
Fraud	190	67
Embezzlement	1	0
Stolen Property	4	21
Vandalism	7	2
Weapons	6	9
Prostitution	0	0
Sex Offenses	7	6
Narcotics	11	13
Gambling	1	0
Offenses Against the Family	49	42
Driving Under the Influence	254	337
Liquor Laws	23	27
Public Drunkenness	655	431
Disorderly Conduct	34	36
Vagrancy	0	0
All Other Offenses	253	365
Curfews-Loitering	0	0
Runaways	0	0
Grand Total	1,843	1,786

## Haywood

Offense Category	1975 Total Arrest	1976 Total Arrest
Murder	6	0
Manslaughter by Negligence	1	1
Forcible Rape	3	0
Robbery	6	0
Assault—Aggravated	91	49
Burglary	107	50
Larceny	151	96
Motor Vehicle Theft	21	11
Simple Assaults	105	141
Arson	0	3
Forgery and Counterfeiting	16	24
Fraud	141	148
Embezzlement	0	3
Stolen Property	10	7
Vandalism	17	13
Weapons	0	5
Prostitution	0	2
Sex Offenses	4	1
Narcotics	90	84
Gambling	14	4
Offenses Against the Family	72	74
Driving Under the Influence	375	418
Liquor Laws	0	8
Public Drunkenness	654	625
Disorderly Conduct	26	17
Vagrancy	1	0
All Other Offenses	346	415
Curfews-Loitering	0	0
Runaways	4	4
Grand Total	2,261	2,203

## Henderson

Offense Category	1975 Total Arrest	1976 Total Arrest
Murder	3	3
Manslaughter by Negligence	2	0
Forcible Rape	4	1
Robbery	8	4
Assault—Aggravated	65	56
Burglary	114	117
Larceny	123	96
Motor Vehicle Theft	18	17
Simple Assaults	186	233
Arson	0	1
Forgery and Counterfeiting	10	17
Fraud	191	194
Embezzlement	2	4
Stolen Property	3	5
Vandalism	7	11
Weapons	13	14
Prostitution	0	0
Sex Offenses	4	4
Narcotics	51	56
Gambling	1	0
Offenses Against the Family	85	65
Driving Under the Influence	150	146
Liquor Laws	8	75
Public Drunkenness	716	558
Disorderly Conduct	16	63
Vagrancy	0	0
All Other Offenses	288	554
Curfews-Loitering	0	0
Runaways	10	20
<b>Grand Total</b>	<b>2,078</b>	<b>2,314</b>

## Hoke

Offense Category	1975 Total Arrest	1976 Total Arrest
Murder	6	5
Manslaughter by Negligence	0	0
Forcible Rape	5	5
Robbery	12	3
Assault—Aggravated	68	71
Burglary	41	26
Larceny	64	58
Motor Vehicle Theft	4	6
Simple Assaults	68	68
Arson	2	4
Forgery and Counterfeiting	7	9
Fraud	186	140
Embezzlement	1	0
Stolen Property	17	9
Vandalism	2	1
Weapons	4	12
Prostitution	0	0
Sex Offenses	1	0
Narcotics	13	12
Gambling	0	0
Offenses Against the Family	21	32
Driving Under the Influence	77	68
Liquor Laws	5	1
Public Drunkenness	68	37
Disorderly Conduct	4	24
Vagrancy	0	2
All Other Offenses	149	122
Curfews-Loitering	0	0
Runaways	1	3
Grand Total	826	718



**Iredell**

Offense Category	1975	1976
	Total Arrest	Total Arrest
Murder	17	8
Manslaughter by Negligence	1	2
Forcible Rape	5	7
Robbery	27	40
Assault—Aggravated	113	85
Burglary	154	125
Larceny	367	328
Motor Vehicle Theft	43	20
Simple Assaults	423	313
Arson	2	5
Forgery and Counterfeiting	57	84
Fraud	782	644
Embezzlement	2	15
Stolen Property	26	29
Vandalism	1	1
Weapons	40	41
Prostitution	0	2
Sex Offenses	25	7
Narcotics	182	164
Gambling	1	0
Offenses Against the Family	193	151
Driving Under the Influence	368	387
Liquor Laws	84	75
Public Drunkenness	674	418
Disorderly Conduct	85	58
Vagrancy	0	0
All Other Offenses	669	716
Curfews-Loitering	0	0
Runaways	11	7
Grand Total	4,352	3,732

## Jackson

Offense Category	1975	1976
	Total Arrest	Total Arrest
Murder	1	5
Manslaughter by Negligence	0	0
Forcible Rape	0	0
Robbery	0	0
Assault—Aggravated	0	0
Burglary	29	16
Larceny	11	4
Motor Vehicle Theft	0	0
Simple Assaults	0	0
Arson	0	0
Forgery and Counterfeiting	4	2
Fraud	0	0
Embezzlement	0	0
Stolen Property	8	0
Vandalism	0	0
Weapons	0	0
Prostitution	0	0
Sex Offenses	0	0
Narcotics	43	28
Gambling	2	0
Offenses Against the Family	2	6
Driving Under the Influence	96	87
Liquor Laws	0	0
Public Drunkenness	271	279
Disorderly Conduct	8	7
Vagrancy	0	0
All Other Offenses	29	0
Curfews-Loitering	0	0
Runaways	0	0
Grand Total	504	434

## Johnston

Offense Category	1975 Total Arrest	1976 Total Arrest
Murder	5	4
Manslaughter by Negligence	0	0
Forcible Rape	3	2
Robbery	12	10
Assault—Aggravated	99	121
Burglary	73	83
Larceny	135	128
Motor Vehicle Theft	26	12
Simple Assaults	63	84
Arson	8	2
Forgery and Counterfeiting	13	15
Fraud	40	85
Embezzlement	2	2
Stolen Property	8	15
Vandalism	12	19
Weapons	14	10
Prostitution	0	0
Sex Offenses	1	2
Narcotics	32	45
Gambling	0	0
Offenses Against the Family	25	27
Driving Under the Influence	422	349
Liquor Laws	16	28
Public Drunkenness	824	505
Disorderly Conduct	42	49
Vagrancy	0	0
All Other Offenses	319	336
Curfews-Loitering	1	1
Runaways	0	0
Grand Total	2,195	1,934

**Jones**

Offense Category	1975 Total Arrest	1976 Total Arrest
Murder	2	2
Manslaughter by Negligence	0	0
Forcible Rape	0	1
Robbery	1	5
Assault—Aggravated	15	11
Burglary	18	5
Larceny	8	10
Motor Vehicle Theft	3	0
Simple Assaults	30	6
Arson	0	0
Forgery and Counterfeiting	1	4
Fraud	49	16
Embezzlement	0	1
Stolen Property	1	1
Vandalism	0	3
Weapons	0	1
Prostitution	3	0
Sex Offenses	0	0
Narcotics	5	22
Gambling	0	0
Offenses Against the Family	18	13
Driving Under the Influence	70	57
Liquor Laws	3	0
Public Drunkenness	67	68
Disorderly Conduct	10	6
Vagrancy	1	0
All Other Offenses	23	32
Curfews-Loitering	0	0
Runaways	0	0
Grand Total	328	264

# Lee

Offense Category	1975 Total Arrest	1976 Total Arrest
Murder	7	4
Manslaughter by Negligence	1	1
Forcible Rape	4	8
Robbery	2	12
Assault—Aggravated	118	78
Burglary	79	91
Larceny	245	206
Motor Vehicle Theft	27	17
Simple Assaults	200	225
Arson	10	1
Forgery and Counterfeiting	25	29
Fraud	397	169
Embezzlement	5	2
Stolen Property	8	5
Vandalism	37	15
Weapons	14	8
Prostitution	1	0
Sex Offenses	3	2
Narcotics	92	171
Gambling	4	0
Offenses Against the Family	245	129
Driving Under the Influence	153	192
Liquor Laws	5	55
Public Drunkenness	503	452
Disorderly Conduct	22	23
Vagrancy	0	0
All Other Offenses	485	1,007
Curfews-Loitering	0	0
Runaways	6	13
Grand Total	2,698	2,915

## Lenoir

Offense Category	1975 Total Arrest	1976 Total Arrest
Murder	4	5
Manslaughter by Negligence	0	0
Forcible Rape	2	4
Robbery	20	10
Assault—Aggravated	20	34
Burglary	55	57
Larceny	46	76
Motor Vehicle Theft	8	1
Simple Assaults	198	135
Arson	0	5
Forgery and Counterfeiting	25	25
Fraud	457	237
Embezzlement	0	4
Stolen Property	3	18
Vandalism	11	4
Weapons	8	12
Prostitution	0	3
Sex Offenses	4	1
Narcotics	60	87
Gambling	26	15
Offenses Against the Family	106	90
Driving Under the Influence	13	45
Liquor Laws	20	28
Public Drunkenness	186	119
Disorderly Conduct	8	7
Vagrancy	0	0
All Other Offenses	758	641
Curfews-Loitering	0	0
Runaways	0	0
Grand Total	2,038	1,663

## Lincoln

Offense Category	1975 Total Arrest	1976 Total Arrest
Murder	1	1
Manslaughter by Negligence	0	0
Forcible Rape	0	5
Robbery	0	15
Assault—Aggravated	23	67
Burglary	24	70
Larceny	30	78
Motor Vehicle Theft	4	6
Simple Assaults	66	84
Arson	0	6
Forgery and Counterfeiting	10	22
Fraud	3	0
Embezzlement	2	0
Stolen Property	5	9
Vandalism	8	13
Weapons	10	15
Prostitution	0	0
Sex Offenses	1	0
Narcotics	30	89
Gambling	5	1
Offenses Against the Family	15	30
Driving Under the Influence	91	161
Liquor Laws	39	54
Public Drunkenness	196	279
Disorderly Conduct	10	8
Vagrancy	0	3
All Other Offenses	219	551
Curfews-Loitering	0	0
Runaways	0	9
Grand Total	792	1,576

## McDowell

Offense Category	1975 Total Arrest	1976 Total Arrest
Murder	0	2
Manslaughter by Negligence	0	0
Forcible Rape	0	0
Robbery	9	2
Assault—Aggravated	43	45
Burglary	47	57
Larceny	47	46
Motor Vehicle Theft	6	11
Simple Assaults	56	44
Arson	1	0
Forgery and Counterfeiting	15	11
Fraud	2	1
Embezzlement	2	2
Stolen Property	1	2
Vandalism	0	0
Weapons	10	6
Prostitution	0	0
Sex Offenses	1	2
Narcotics	37	64
Gambling	0	0
Offenses Against the Family	38	26
Driving Under the Influence	70	50
Liquor Laws	13	42
Public Drunkenness	268	177
Disorderly Conduct	4	6
Vagrancy	0	0
All Other Offenses	192	225
Curfews-Loitering	0	0
Runaways	50	31
Grand Total	912	852



**Macon**

Offense Category	1975 Total Arrest	1976 Total Arrest
Murder	0	0
Manslaughter by Negligence	0	0
Forcible Rape	3	3
Robbery	0	1
Assault—Aggravated	11	18
Burglary	13	26
Larceny	1	13
Motor Vehicle Theft	2	2
Simple Assaults	23	12
Arson	0	2
Forgery and Counterfeiting	2	2
Fraud	2	0
Embezzlement	0	0
Stolen Property	2	5
Vandalism	0	3
Weapons	1	6
Prostitution	0	0
Sex Offenses	0	0
Narcotics	30	86
Gambling	0	0
Offenses Against the Family	10	9
Driving Under the Influence	50	189
Liquor Laws	1	5
Public Drunkenness	92	93
Disorderly Conduct	10	1
Vagrancy	0	0
All Other Offenses	34	47
Curfews-Loitering	0	0
Runaways	0	6
Grand Total	287	529

## Madison

Offense Category	1975 Total Arrest	1976 Total Arrest
Murder	0	0
Manslaughter by Negligence	0	0
Forcible Rape	0	0
Robbery	1	0
Assault—Aggravated	1	0
Burglary	6	0
Larceny	2	0
Motor Vehicle Theft	1	0
Simple Assaults	0	0
Arson	0	0
Forgery and Counterfeiting	0	0
Fraud	0	0
Embezzlement	0	0
Stolen Property	0	0
Vandalism	0	0
Weapons	0	0
Prostitution	0	0
Sex Offenses	0	0
Narcotics	0	0
Gambling	0	0
Offenses Against the Family	0	0
Driving Under the Influence	0	0
Liquor Laws	0	0
Public Drunkenness	29	0
Disorderly Conduct	0	0
Vagrancy	0	0
All Other Offenses	0	0
Curfews-Loitering	0	0
Runaways	0	0
Grand Total	40	0

**Martin**

Offense Category	1975 Total Arrest	1976 Total Arrest
Murder	8	4
Manslaughter by Negligence	0	1
Forcible Rape	2	0
Robbery	4	2
Assault—Aggravated	55	51
Burglary	37	40
Larceny	41	34
Motor Vehicle Theft	4	5
Simple Assaults	38	36
Arson	1	1
Forgery and Counterfeiting	7	8
Fraud	95	116
Embezzlement	0	0
Stolen Property	4	5
Vandalism	2	5
Weapons	2	6
Prostitution	0	0
Sex Offenses	0	1
Narcotics	8	12
Gambling	0	0
Offenses Against the Family	31	11
Driving Under the Influence	52	100
Liquor Laws	5	6
Public Drunkenness	102	179
Disorderly Conduct	4	8
Vagrancy	0	0
All Other Offenses	153	198
Curfews-Loitering	0	0
Runaways	1	5
Grand Total	656	834

## Mecklenburg

Offense Category	1975 Total Arrest	1976 Total Arrest
Murder	74	69
Manslaughter by Negligence	3	3
Forcible Rape	32	44
Robbery	322	270
Assault—Aggravated	657	699
Burglary	1,439	1,324
Larceny	3,134	2,907
Motor Vehicle Theft	216	189
Simple Assaults	2,322	2,349
Arson	13	26
Forgery and Counterfeiting	115	101
Fraud	2,666	3,080
Embezzlement	56	72
Stolen Property	52	53
Vandalism	511	445
Weapons	266	255
Prostitution	71	118
Sex Offenses	68	79
Narcotics	888	889
Gambling	76	98
Offenses Against the Family	575	559
Driving Under the Influence	1,761	1,700
Liquor Laws	64	72
Public Drunkenness	5,755	5,174
Disorderly Conduct	161	191
Vagrancy	0	0
All Other Offenses	2,740	2,516
Curfews-Loitering	0	0
Runaways	107	48
Grand Total	24,144	23,330

## Mitchell

Offense Category	1975 Total Arrest	1976 Total Arrest
Murder	0	0
Manslaughter by Negligence	0	0
Forcible Rape	2	0
Robbery	0	4
Assault—Aggravated	13	6
Burglary	13	16
Larceny	19	8
Motor Vehicle Theft	1	5
Simple Assaults	11	19
Arson	0	2
Forgery and Counterfeiting	6	2
Fraud	0	1
Embezzlement	0	0
Stolen Property	2	0
Vandalism	0	1
Weapons	1	1
Prostitution	0	0
Sex Offenses	0	1
Narcotics	7	7
Gambling	0	0
Offenses Against the Family	5	5
Driving Under the Influence	43	30
Liquor Laws	2	2
Public Drunkenness	152	135
Disorderly Conduct	1	6
Vagrancy	0	0
All Other Offenses	36	65
Curfews-Loitering	0	0
Runaways	1	0
Grand Total	315	316

## Montgomery

Offense Category	1975 Total Arrest	1976 Total Arrest
Murder	4	3
Manslaughter by Negligence	0	0
Forcible Rape	1	4
Robbery	0	1
Assault—Aggravated	130	118
Burglary	64	121
Larceny	59	54
Motor Vehicle Theft	3	5
Simple Assaults	12	4
Arson	0	4
Forgery and Counterfeiting	14	8
Fraud	248	174
Embezzlement	3	0
Stolen Property	3	8
Vandalism	9	19
Weapons	6	15
Prostitution	4	0
Sex Offenses	1	0
Narcotics	35	49
Gambling	0	0
Offenses Against the Family	63	45
Driving Under the Influence	19	41
Liquor Laws	5	18
Public Drunkenness	119	87
Disorderly Conduct	10	13
Vagrancy	0	0
All Other Offenses	63	69
Curfews-Loitering	0	0
Runaways	0	0
Grand Total	875	860

**Moore**

Offense Category	1975 Total Arrest	1976 Total Arrest
Murder	5	2
Manslaughter by Negligence	1	0
Forcible Rape	6	3
Robbery	9	2
Assault—Aggravated	39	18
Burglary	67	88
Larceny	105	105
Motor Vehicle Theft	9	13
Simple Assaults	187	134
Arson	8	0
Forgery and Counterfeiting	7	3
Fraud	2	0
Embezzlement	0	1
Stolen Property	7	0
Vandalism	9	3
Weapons	11	8
Prostitution	0	0
Sex Offenses	1	2
Narcotics	35	75
Gambling	0	0
Offenses Against the Family	11	12
Driving Under the Influence	183	226
Liquor Laws	12	5
Public Drunkenness	471	249
Disorderly Conduct	11	11
Vagrancy	0	0
All Other Offenses	303	267
Curfews-Loitering	0	0
Runaways	0	0
Grand Total	1,499	1,227

## Nash

Offense Category	1975 Total Arrest	1976 Total Arrest
Murder	2	10
Manslaughter by Negligence	0	0
Forcible Rape	0	6
Robbery	2	14
Assault—Aggravated	16	53
Burglary	54	133
Larceny	68	80
Motor Vehicle Theft	5	8
Simple Assaults	20	53
Arson	1	18
Forgery and Counterfeiting	4	30
Fraud	0	2
Embezzlement	3	1
Stolen Property	3	2
Vandalism	0	4
Weapons	3	13
Prostitution	0	0
Sex Offenses	0	3
Narcotics	23	38
Gambling	0	0
Offenses Against the Family	1	18
Driving Under the Influence	210	336
Liquor Laws	4	14
Public Drunkenness	229	293
Disorderly Conduct	17	24
Vagrancy	0	0
All Other Offenses	40	115
Curfews-Loitering	0	0
Runaways	5	3
Grand Total	710	1,271



## New Hanover

Offense Category	1975 Total Arrest	1976 Total Arrest
Murder	15	15
Manslaughter by Negligence	2	0
Forcible Rape	19	22
Robbery	165	58
Assault—Aggravated	316	413
Burglary	670	590
Larceny	902	1,027
Motor Vehicle Theft	157	142
Simple Assaults	707	849
Arson	9	24
Forgery and Counterfeiting	224	199
Fraud	295	308
Embezzlement	1,134	1,518
Stolen Property	16	25
Vandalism	54	83
Weapons	64	84
Prostitution	0	0
Sex Offenses	55	38
Narcotics	475	768
Gambling	29	19
Offenses Against the Family	230	198
Driving Under the Influence	701	604
Liquor Laws	79	78
Public Drunkenness	1,556	1,131
Disorderly Conduct	229	247
Vagrancy	1	0
All Other Offenses	1,400	2,018
Curfews-Loitering	6	4
Runaways	42	41
Grand Total	9,552	10,503

## Northampton

Offense Category	1975 Total Arrest	1976 Total Arrest
Murder	7	4
Manslaughter by Negligence	0	0
Forcible Rape	1	5
Robbery	4	3
Assault—Aggravated	100	68
Burglary	69	94
Larceny	61	49
Motor Vehicle Theft	7	6
Simple Assaults	56	55
Arson	1	3
Forgery and Counterfeiting	4	14
Fraud	215	207
Embezzlement	1	0
Stolen Property	2	1
Vandalism	14	24
Weapons	1	2
Prostitution	0	0
Sex Offenses	1	2
Narcotics	13	10
Gambling	0	0
Offenses Against the Family	32	40
Driving Under the Influence	7	20
Liquor Laws	0	2
Public Drunkenness	18	20
Disorderly Conduct	11	7
Vagrancy	0	0
All Other Offenses	60	158
Curfews-Loitering	0	0
Runaways	0	1
Grand Total	685	795

## Onslow

Offense Category	1975 Total Arrest	1976 Total Arrest
Murder	8	11
Manslaughter by Negligence	3	1
Forcible Rape	24	14
Robbery	90	52
Assault—Aggravated	229	176
Burglary	258	161
Larceny	521	410
Motor Vehicle Theft	31	18
Simple Assaults	139	82
Arson	6	3
Forgery and Counterfeiting	18	10
Fraud	11	15
Embezzlement	3	2
Stolen Property	34	18
Vandalism	46	53
Weapons	224	181
Prostitution	154	157
Sex Offenses	116	49
Narcotics	1,557	1,623
Gambling	30	6
Offenses Against the Family	18	15
Driving Under the Influence	451	424
Liquor Laws	76	103
Public Drunkenness	2,031	1,529
Disorderly Conduct	746	686
Vagrancy	0	0
All Other Offenses	347	297
Curfews-Loitering	1	0
Runaways	41	35
Grand Total	7,213	6,131

## Orange

Offense Category	1975 Total Arrest	1976 Total Arrest
Murder	18	24
Manslaughter by Negligence	0	0
Forcible Rape	18	14
Robbery	30	39
Assault—Aggravated	153	160
Burglary	200	229
Larceny	323	293
Motor Vehicle Theft	58	40
Simple Assaults	168	122
Arson	5	8
Forgery and Counterfeiting	37	29
Fraud	105	159
Embezzlement	1	1
Stolen Property	27	41
Vandalism	17	23
Weapons	22	35
Prostitution	1	0
Sex Offenses	1	6
Narcotics	243	200
Gambling	5	7
Offenses Against the Family	19	9
Driving Under the Influence	607	565
Liquor Laws	27	22
Public Drunkenness	455	421
Disorderly Conduct	25	32
Vagrancy	2	1
All Other Offenses	625	529
Curfews-Loitering	1	0
Runaways	20	9
Grand Total	3,213	3,018

## Pamlico

Offense Category	1975 Total Arrest	1976 Total Arrest
Murder	0	1
Manslaughter by Negligence	0	0
Forcible Rape	0	1
Robbery	0	0
Assault—Aggravated	45	12
Burglary	25	11
Larceny	7	1
Motor Vehicle Theft	1	0
Simple Assaults	0	53
Arson	0	0
Forgery and Counterfeiting	0	6
Fraud	21	43
Embezzlement	0	0
Stolen Property	3	0
Vandalism	1	1
Weapons	0	0
Prostitution	0	0
Sex Offenses	4	0
Narcotics	32	15
Gambling	0	0
Offenses Against the Family	3	1
Driving Under the Influence	19	29
Liquor Laws	1	0
Public Drunkenness	34	16
Disorderly Conduct	2	0
Vagrancy	0	0
All Other Offenses	33	109
Curfews-Loitering	0	0
Runaways	0	0
Grand Total	231	299

## Pasquotank

Offense Category	1975 Total Arrest	1976 Total Arrest
Murder	5	3
Manslaughter by Negligence	0	0
Forcible Rape	1	2
Robbery	5	3
Assault—Aggravated	90	64
Burglary	106	57
Larceny	156	100
Motor Vehicle Theft	17	3
Simple Assaults	120	124
Arson	0	0
Forgery and Counterfeiting	4	7
Fraud	1	1
Embezzlement	0	0
Stolen Property	7	5
Vandalism	25	16
Weapons	14	5
Prostitution	0	0
Sex Offenses	1	0
Narcotics	69	70
Gambling	7	6
Offenses Against the Family	25	22
Driving Under the Influence	101	121
Liquor Laws	51	4
Public Drunkenness	106	124
Disorderly Conduct	50	70
Vagrancy	0	0
All Other Offenses	203	333
Curfews-Loitering	0	0
Runaways	0	1
Grand Total	1,164	1,141

**Pender**

Offense Category	1975 Total Arrest	1976 Total Arrest
Murder	5	3
Manslaughter by Negligence	1	0
Forcible Rape	0	3
Robbery	1	4
Assault—Aggravated	71	88
Burglary	18	24
Larceny	26	10
Motor Vehicle Theft	5	3
Simple Assaults	11	5
Arson	0	0
Forgery and Counterfeiting	0	8
Fraud	99	84
Embezzlement	0	0
Stolen Property	0	7
Vandalism	14	15
Weapons	5	4
Prostitution	0	0
Sex Offenses	1	6
Narcotics	37	61
Gambling	2	0
Offenses Against the Family	27	22
Driving Under the Influence	36	99
Liquor Laws	13	5
Public Drunkenness	16	17
Disorderly Conduct	7	0
Vagrancy	0	0
All Other Offenses	83	90
Curfews-Loitering	0	0
Runaways	3	0
Grand Total	481	558

## Perquimons

Offense Category	1975 Total Arrest	1976 Total Arrest
Murder	2	0
Manslaughter by Negligence	0	0
Forcible Rape	1	2
Robbery	0	1
Assault—Aggravated	38	45
Burglary	38	5
Larceny	4	8
Motor Vehicle Theft	0	1
Simple Assaults	5	1
Arson	1	1
Forgery and Counterfeiting	0	1
Fraud	2	1
Embezzlement	0	0
Stolen Property	1	1
Vandalism	0	0
Weapons	0	1
Prostitution	0	0
Sex Offenses	0	0
Narcotics	10	7
Gambling	0	0
Offenses Against the Family	0	0
Driving Under the Influence	48	26
Liquor Laws	0	1
Public Drunkenness	41	27
Disorderly Conduct	14	14
Vagrancy	0	0
All Other Offenses	31	14
Curfews-Loitering	0	0
Runaways	0	0
Grand Total	236	157



**Person**

Offense Category	1975 Total Arrest	1976 Total Arrest
Murder	5	2
Manslaughter by Negligence	0	0
Forcible Rape	2	3
Robbery	14	3
Assault—Aggravated	72	81
Burglary	45	54
Larceny	37	68
Motor Vehicle Theft	1	4
Simple Assaults	138	134
Arson	0	1
Forgery and Counterfeiting	24	31
Fraud	126	92
Embezzlement	0	2
Stolen Property	4	1
Vandalism	0	5
Weapons	33	15
Prostitution	0	0
Sex Offenses	2	1
Narcotics	94	118
Gambling	1	0
Offenses Against the Family	59	65
Driving Under the Influence	194	156
Liquor Laws	9	24
Public Drunkenness	258	224
Disorderly Conduct	15	7
Vagrancy	0	0
All Other Offenses	539	488
Curfews-Loitering	0	0
Runaways	1	0
Grand Total	1,673	1,579

**Pitt**

Offense Category	1975 Total Arrest	1976 Total Arrest
Murder	4	7
Manslaughter by Negligence	0	1
Forcible Rape	7	8
Robbery	43	69
Assault—Aggravated	161	137
Burglary	390	263
Larceny	487	457
Motor Vehicle Theft	35	51
Simple Assaults	483	416
Arson	10	6
Forgery and Counterfeiting	85	69
Fraud	1,020	1,135
Embezzlement	19	2
Stolen Property	31	30
Vandalism	119	47
Weapons	31	24
Prostitution	0	0
Sex Offenses	30	22
Narcotics	162	236
Gambling	23	17
Offenses Against the Family	132	147
Driving Under the Influence	345	425
Liquor Laws	43	66
Public Drunkenness	810	687
Disorderly Conduct	74	24
Vagrancy	0	1
All Other Offenses	1,901	1,936
Curfews-Loitering	1	0
Runaways	2	1
Grand Total	6,448	6,284

**Polk**

Offense Category	1975 Total Arrest	1976 Total Arrest
Murder	1	1
Manslaughter by Negligence	0	0
Forcible Rape	1	3
Robbery	5	0
Assault—Aggravated	4	11
Burglary	19	22
Larceny	11	14
Motor Vehicle Theft	3	6
Simple Assaults	8	38
Arson	0	0
Forgery and Counterfeiting	0	1
Fraud	0	2
Embezzlement	0	0
Stolen Property	2	0
Vandalism	2	0
Weapons	6	5
Prostitution	0	0
Sex Offenses	0	0
Narcotics	29	223
Gambling	0	0
Offenses Against the Family	12	13
Driving Under the Influence	133	65
Liquor Laws	3	2
Public Drunkenness	171	124
Disorderly Conduct	2	10
Vagrancy	0	0
All Other Offenses	14	119
Curfews-Loitering	0	0
Runaways	0	2
Grand Total	426	661

## Randolph

Offense Category	1975 Total Arrest	1976 Total Arrest
Murder	6	12
Manslaughter by Negligence	1	0
Forcible Rape	1	1
Robbery	9	9
Assault—Aggravated	118	188
Burglary	126	158
Larceny	100	138
Motor Vehicle Thefts	14	23
Simple Assaults	221	183
Arson	1	0
Forgery and Counterfeiting	43	32
Fraud	303	593
Embezzlement	11	2
Stolen Property	8	11
Vandalism	28	52
Weapons	30	25
Prostitution	0	5
Sex Offenses	6	9
Narcotics	75	111
Gambling	27	7
Offenses Against the Family	121	172
Driving Under the Influence	196	229
Liquor Laws	40	57
Public Drunkenness	518	435
Disorderly Conduct	22	46
Vagrancy	0	0
All Other Offenses	483	811
Curfews-Loitering	1	0
Runaways	0	0
Grand Total	2,509	3,309

## Richmond

Offense Category	1975 Total Arrest	1976 Total Arrest
Murder	9	4
Manslaughter by Negligence	2	0
Forcible Rape	10	4
Robbery	36	15
Assault—Aggravated	41	18
Burglary	71	78
Larceny	49	26
Motor Vehicle Theft	8	8
Simple Assaults	27	39
Arson	2	1
Forgery and Counterfeiting	6	3
Fraud	18	27
Embezzlement	1	1
Stolen Property	5	3
Vandalism	2	1
Weapons	11	9
Prostitution	0	0
Sex Offenses	0	1
Narcotics	16	5
Gambling	0	0
Offenses Against the Family	57	27
Driving Under the Influence	112	132
Liquor Laws	3	2
Public Drunkenness	159	126
Disorderly Conduct	12	5
Vagrancy	0	0
All Other Offenses	161	200
Curfews-Loitering	0	0
Runaways	0	8
Grand Total	818	743

## Robeson

Offense Category	1975 Total Arrest	1976 Total Arrest
Murder	26	21
Manslaughter by Negligence	0	0
Forcible Rape	6	15
Robbery	38	19
Assault—Aggravated	296	373
Burglary	288	241
Larceny	516	520
Motor Vehicle Theft	57	69
Simple Assaults	512	487
Arson	16	7
Forgery and Counterfeiting	61	60
Fraud	1,127	1,329
Embezzlement	7	6
Stolen Property	32	18
Vandalism	81	98
Weapons	57	46
Prostitution	1	0
Sex Offenses	11	9
Narcotics	150	220
Gambling	19	0
Offenses Against the Family	221	237
Driving Under the Influence	520	589
Liquor Laws	136	122
Public Drunkenness	818	597
Disorderly Conduct	106	73
Vagrancy	0	42
All Other Offenses	1,173	1,369
Curfews-Loitering	0	0
Runaways	18	11
Grand Total	6,293	6,578

## Rockingham

Offense Category	1975 Total Arrest	1976 Total Arrest
Murder	9	5
Manslaughter by Negligence	0	0
Forcible Rape	3	8
Robbery	27	2
Assault—Aggravated	583	429
Burglary	202	160
Larceny	325	323
Motor Vehicle Theft	22	36
Simple Assaults	204	270
Arson	9	6
Forgery and Counterfeiting	31	20
Fraud	547	379
Embezzlement	3	1
Stolen Property	10	11
Vandalism	99	60
Weapons	31	46
Prostitution	0	17
Sex Offenses	5	4
Narcotics	195	288
Gambling	16	3
Offenses Against the Family	280	271
Driving Under the Influence	364	334
Liquor Laws	30	39
Public Drunkenness	673	442
Disorderly Conduct	61	33
Vagrancy	19	0
All Other Offenses	988	1,068
Curfews-Loitering	0	0
Runaways	19	15
Grand Total	4,755	4,270

## Rowan

Offense Category	1975 Total Arrest	1976 Total Arrest
Murder	2	10
Manslaughter by Negligence	1	0
Forcible Rape	3	7
Robbery	12	30
Assault—Aggravated	166	197
Burglary	162	138
Larceny	249	303
Motor Vehicle Theft	23	31
Simple Assaults	238	169
Arson	1	11
Forgery and Counterfeiting	49	38
Fraud	231	213
Embezzlement	1	3
Stolen Property	12	10
Vandalism	8	21
Weapons	15	18
Prostitution	0	0
Sex Offenses	6	13
Narcotics	72	87
Gambling	18	11
Offenses Against the Family	134	75
Driving Under the Influence	460	473
Liquor Laws	5	7
Public Drunkenness	647	659
Disorderly Conduct	29	30
Vagrancy	0	0
All Other Offenses	487	541
Curfews-Loitering	0	2
Runaways	26	18
Grand Total	3,057	3,115



## Rutherford

Offense Category	1975 Total Arrest	1976 Total Arrest
Murder	10	4
Manslaughter by Negligence	1	0
Forcible Rape	5	1
Robbery	13	15
Assault—Aggravated	62	176
Burglary	174	155
Larceny	241	171
Motor Vehicle Theft	22	25
Simple Assaults	330	101
Arson	1	0
Forgery and Counterfeiting	422	384
Fraud	13	2
Embezzlement	11	2
Stolen Property	17	15
Vandalism	2	1
Weapons	24	22
Prostitution	0	0
Sex Offenses	5	1
Narcotics	72	113
Gambling	9	6
Offenses Against the Family	183	171
Driving Under the Influence	222	164
Liquor Laws	75	77
Public Drunkenness	1,742	943
Disorderly Conduct	6	0
Vagrancy	0	1
All Other Offenses	703	917
Curfews-Loitering	0	0
Runaways	38	5
Grand Total	4,403	3,472

## Sampson

Offense Category	1975 Total Arrest	1976 Total Arrest
Murder	4	9
Manslaughter by Negligence	0	0
Forcible Rape	5	5
Robbery	4	11
Assault—Aggravated	96	122
Burglary	93	69
Larceny	122	132
Motor Vehicle Theft	1	14
Simple Assaults	47	32
Arson	4	1
Forgery and Counterfeiting	13	9
Fraud	1	3
Embezzlement	2	1
Stolen Property	12	4
Vandalism	20	36
Weapons	19	23
Prostitution	0	0
Sex Offenses	0	0
Narcotics	22	34
Gambling	3	0
Offenses Against the Family	54	38
Driving Under the Influence	133	179
Liquor Laws	16	21
Public Drunkenness	398	341
Disorderly Conduct	8	17
Vagrancy	0	0
All Other Offenses	651	575
Curfews-Loitering	0	0
Runaways	23	11
Grand Total	1,751	1,687

## Scotland

Offense Category	1975 Total Arrest	1976 Total Arrest
Murder	5	1
Manslaughter by Negligence	0	1
Forcible Rape	7	9
Robbery	9	5
Assault—Aggravated	334	359
Burglary	129	124
Larceny	139	175
Motor Vehicle Theft	22	11
Simple Assaults	53	9
Arson	7	4
Forgery and Counterfeiting	12	14
Fraud	213	263
Embezzlement	7	2
Stolen Property	11	9
Vandalism	17	10
Weapons	23	19
Prostitution	0	0
Sex Offenses	9	5
Narcotics	53	74
Gambling	0	4
Offenses Against the Family	116	88
Driving Under the Influence	261	224
Liquor Laws	11	8
Public Drunkenness	366	221
Disorderly Conduct	51	31
Vagrancy	0	0
All Other Offenses	219	250
Curfews-Loitering	0	0
Runaways	6	26
Grand Total	2,080	1,946

## Stanly

Offense Category	1975 Total Arrest	1976 Total Arrest
Murder	4	8
Manslaughter by Negligence	0	0
Forcible Rape	3	2
Robbery	9	14
Assault—Aggravated	100	105
Burglary	170	129
Larceny	127	227
Motor Vehicle Theft	8	15
Simple Assaults	163	202
Arson	6	4
Forgery and Counterfeiting	34	35
Fraud	471	409
Embezzlement	3	2
Stolen Property	6	11
Vandalism	51	75
Weapons	9	18
Prostitution	0	0
Sex Offenses	1	7
Narcotics	59	46
Gambling	0	0
Offenses Against the Family	139	141
Driving Under the Influence	157	193
Liquor Laws	16	42
Public Drunkenness	343	394
Disorderly Conduct	13	30
Vagrancy	0	0
All Other Offenses	313	306
Curfews-Loitering	0	0
Runaways	19	23
Grand Total	2,224	2,438

## Stokes

Offense Category	1975 Total Arrest	1976 Total Arrest
Murder	3	0
Manslaughter by Negligence	0	0
Forcible Rape	1	3
Robbery	1	1
Assault—Aggravated	5	4
Burglary	27	21
Larceny	18	2
Motor Vehicle Theft	11	1
Simple Assaults	2	9
Arson	3	0
Forgery and Counterfeiting	1	0
Fraud	3	1
Embezzlement	2	0
Stolen Property	0	3
Vandalism	6	1
Weapons	1	0
Prostitution	4	0
Sex Offenses	1	0
Narcotics	3	0
Gambling	5	0
Offenses Against the Family	0	2
Driving Under the Influence	93	32
Liquor Laws	3	0
Public Drunkenness	124	38
Disorderly Conduct	0	0
Vagrancy	0	0
All Other Offenses	15	6
Curfews-Loitering	0	0
Runaways	0	6
Grand Total	332	130

## Surry

Offense Category	1975 Total Arrest	1976 Total Arrest
Murder	1	7
Manslaughter by Negligence	0	0
Forcible Rape	0	0
Robbery	2	21
Assault—Aggravated	22	17
Burglary	78	83
Larceny	42	48
Motor Vehicle Theft	7	15
Simple Assaults	27	41
Arson	2	1
Forgery and Counterfeiting	18	15
Fraud	2	8
Embezzlement	0	2
Stolen Property	7	10
Vandalism	5	16
Weapons	9	15
Prostitution	0	0
Sex Offenses	1	0
Narcotics	45	65
Gambling	3	1
Offenses Against the Family	1	1
Driving Under the Influence	202	265
Liquor Laws	25	21
Public Drunkenness	457	321
Disorderly Conduct	14	10
Vagrancy	0	0
All Other Offenses	97	123
Curfews-Loitering	1	0
Runaways	9	26
Grand Total	1,077	1,132

## Swain

Offense Category	1975 Total Arrest	1976 Total Arrest
Murder	5	4
Manslaughter by Negligence	1	0
Forcible Rape	0	0
Robbery	6	1
Assault—Aggravated	6	33
Burglary	22	21
Larceny	22	14
Motor Vehicle Theft	3	0
Simple Assaults	35	12
Arson	1	0
Forgery and Counterfeiting	4	3
Fraud	0	1
Embezzlement	0	0
Stolen Property	0	0
Vandalism	3	20
Weapons	2	1
Prostitution	0	0
Sex Offenses	0	0
Narcotics	2	2
Gambling	0	0
Offenses Against the Family	19	7
Driving Under the Influence	65	59
Liquor Laws	1	1
Public Drunkenness	458	302
Disorderly Conduct	2	4
Vagrancy	0	0
All Other Offenses	77	54
Curfews-Loitering	0	0
Runaways	2	3
Grand Total	736	542

## Transylvania

Offense Category	1975 Total Arrest	1976 Total Arrest
Murder	1	1
Manslaughter by Negligence	1	0
Forcible Rape	0	0
Robbery	8	4
Assault—Aggravated	22	5
Burglary	45	24
Larceny	34	38
Motor Vehicle Theft	4	2
Simple Assaults	8	5
Arson	0	3
Forgery and Counterfeiting	3	0
Fraud	0	4
Embezzlement	0	0
Stolen Property	0	1
Vandalism	6	0
Weapons	1	0
Prostitution	0	0
Sex Offenses	1	0
Narcotics	64	28
Gambling	0	0
Offenses Against the Family	1	3
Driving Under the Influence	129	107
Liquor Laws	4	0
Public Drunkenness	288	261
Disorderly Conduct	12	34
Vagrancy	0	0
All Other Offenses	37	4
Curfews-Loitering	0	0
Runaways	1	3
Grand Total	670	527



**Tyrrell**

Offense Category	1975 Total Arrest	1976 Total Arrest
Murder	0	0
Manslaughter by Negligence	0	0
Forcible Rape	0	3
Robbery	0	0
Assault—Aggravated	12	15
Burglary	8	8
Larceny	10	4
Motor Vehicle Theft	0	1
Simple Assaults	11	13
Arson	0	0
Forgery and Counterfeiting	5	0
Fraud	14	33
Embezzlement	0	0
Stolen Property	2	1
Vandalism	0	2
Weapons	0	0
Prostitution	0	0
Sex Offenses	0	0
Narcotics	3	5
Gambling	0	0
Offenses Against the Family	11	11
Driving Under the Influence	1	0
Liquor Laws	0	3
Public Drunkenness	4	4
Disorderly Conduct	2	2
Vagrancy	0	0
All Other Offenses	37	42
Curfews-Loitering	0	0
Runaways	0	0
Grand Total	120	147

## Union

Offense Category	1975 Total Arrest	1976 Total Arrest
Murder	11	2
Manslaughter by Negligence	3	0
Forcible Rape	4	5
Robbery	17	31
Assault—Aggravated	276	248
Burglary	251	193
Larceny	308	256
Motor Vehicle Theft	11	20
Simple Assaults	216	211
Arson	1	5
Forgery and Counterfeiting	43	27
Fraud	195	134
Embezzlement	5	7
Stolen Property	14	18
Vandalism	40	29
Weapons	37	23
Prostitution	3	1
Sex Offenses	10	0
Narcotics	88	67
Gambling	80	0
Offenses Against the Family	134	156
Driving Under the Influence	123	112
Liquor Laws	39	7
Public Drunkenness	390	271
Disorderly Conduct	16	7
Vagrancy	0	0
All Other Offenses	1,321	1,792
Curfews-Loitering	1	0
Runaways	13	13
Grand Total	3,650	3,635

## Vance

Offense Category	1975 Total Arrest	1976 Total Arrest
Murder	5	5
Manslaughter by Negligence	0	1
Forcible Rape	6	3
Robbery	25	5
Assault—Aggravated	106	90
Burglary	90	59
Larceny	107	75
Motor Vehicle Theft	9	11
Simple Assaults	274	213
Arson	2	2
Forgery and Counterfeiting	41	27
Fraud	345	394
Embezzlement	5	1
Stolen Property	23	10
Vandalism	13	10
Weapons	17	14
Prostitution	4	0
Sex Offenses	6	3
Narcotics	42	64
Gambling	6	2
Offenses Against the Family	120	110
Driving Under the Influence	185	93
Liquor Laws	14	11
Public Drunkenness	247	152
Disorderly Conduct	11	6
Vagrancy	2	0
All Other Offenses	907	874
Curfews-Loitering	0	0
Runaways	1	0
Grand Total	2,613	2,235

## Wake

Offense Category	1975 Total Arrest	1976 Total Arrest
Murder	28	27
Manslaughter by Negligence	0	2
Forcible Rape	9	24
Robbery	152	98
Assault—Aggravated	423	408
Burglary	783	583
Larceny	1,481	1,343
Motor Vehicle Theft	88	118
Simple Assaults	1,157	1,261
Arson	3	3
Forgery and Counterfeiting	135	350
Fraud	438	1,569
Embezzlement	2,683	1,389
Stolen Property	97	108
Vandalism	289	282
Weapons	194	122
Prostitution	28	34
Sex Offenses	49	52
Narcotics	750	944
Gambling	33	20
Offenses Against the Family	202	235
Driving Under the Influence	1,407	1,821
Liquor Laws	574	439
Public Drunkenness	4,346	4,646
Disorderly Conduct	207	236
Vagrancy	0	0
All Other Offenses	4,603	3,005
Curfews-Loitering	0	0
Runaways	284	173
Grand Total	20,443	19,292

## Warren

Offense Category	1975 Total Arrest	1976 Total Arrest
Murder	1	0
Manslaughter by Negligence	0	0
Forcible Rape	1	0
Robbery	2	0
Assault—Aggravated	6	5
Burglary	6	14
Larceny	15	4
Motor Vehicle Theft	1	0
Simple Assaults	25	3
Arson	0	0
Forgery and Counterfeiting	3	0
Fraud	18	14
Embezzlement	0	0
Stolen Property	2	4
Vandalism	0	0
Weapons	1	0
Prostitution	0	0
Sex Offenses	0	0
Narcotics	10	2
Gambling	4	0
Offenses Against the Family	7	11
Driving Under the Influence	20	18
Liquor Laws	10	14
Public Drunkenness	51	45
Disorderly Conduct	4	0
Vagrancy	0	0
All Other Offenses	17	0
Curfews-Loitering	0	0
Runaways	0	0
Grand Total	204	134

## Washington

Offense Category	1975 Total Arrest	1976 Total Arrest
Murder	0	3
Manslaughter by Negligence	0	0
Forcible Rape	5	1
Robbery	0	0
Assault—Aggravated	76	34
Burglary	15	12
Larceny	23	33
Motor Vehicle Theft	4	3
Simple Assaults	78	88
Arson	0	0
Forgery and Counterfeiting	2	1
Fraud	274	231
Embezzlement	0	0
Stolen Property	7	3
Vandalism	0	2
Weapons	1	1
Prostitution	0	0
Sex Offenses	0	0
Narcotics	9	6
Gambling	0	0
Offenses Against the Family	83	114
Driving Under the Influence	35	35
Liquor Laws	3	4
Public Drunkenness	51	31
Disorderly Conduct	2	5
Vagrancy	0	0
All Other Offenses	38	33
Curfews-Loitering	0	0
Runaways	1	0
Grand Total	707	640

## Watauga

Offense Category	1975 Total Arrest	1976 Total Arrest
Murder	0	2
Manslaughter by Negligence	0	0
Forcible Rape	1	7
Robbery	8	1
Assault—Aggravated	41	63
Burglary	47	51
Larceny	42	24
Motor Vehicle Theft	6	8
Simple Assaults	1	3
Arson	1	1
Forgery and Counterfeiting	13	25
Fraud	86	34
Embezzlement	2	0
Stolen Property	0	1
Vandalism	10	8
Weapons	3	3
Prostitution	0	0
Sex Offenses	0	4
Narcotics	19	19
Gambling	0	0
Offenses Against the Family	10	11
Driving Under the Influence	118	174
Liquor Laws	13	6
Public Drunkenness	100	85
Disorderly Conduct	7	13
Vagrancy	0	0
All Other Offenses	71	79
Curfews-Loitering	0	0
Runaways	3	0
Grand Total	602	622

## Wayne

Offense Category	1975 Total Arrest	1976 Total Arrest
Murder	12	16
Manslaughter by Negligence	0	2
Forcible Rape	8	5
Robbery	30	40
Assault—Aggravated	73	111
Burglary	103	188
Larceny	172	218
Motor Vehicle Theft	13	31
Simple Assaults	74	158
Arson	5	4
Forgery and Counterfeiting	14	17
Fraud	24	43
Embezzlement	2	0
Stolen Property	27	17
Vandalism	15	28
Weapons	41	39
Prostitution	0	0
Sex Offenses	10	9
Narcotics	123	103
Gambling	4	0
Offenses Against the Family	9	21
Driving Under the Influence	239	267
Liquor Laws	33	72
Public Drunkenness	768	724
Disorderly Conduct	50	79
Vagrancy	8	0
All Other Offenses	152	262
Curfews-Loitering	0	0
Runaways	1	41
Grand Total	2,010	2,495



## Wilkes

Offense Category	1975 Total Arrest	1976 Total Arrest
Murder	7	10
Manslaughter by Negligence	0	1
Forcible Rape	9	3
Robbery	23	21
Assault—Aggravated	86	55
Burglary	111	102
Larceny	153	139
Motor Vehicle Theft	20	19
Simple Assaults	148	86
Arson	1	4
Forgery and Counterfeiting	23	2
Fraud	0	0
Embezzlement	0	1
Stolen Property	8	3
Vandalism	14	19
Weapons	28	17
Prostitution	0	0
Sex Offenses	1	0
Narcotics	34	88
Gambling	0	0
Offenses Against the Family	14	5
Driving Under the Influence	507	473
Liquor Laws	12	2
Public Drunkenness	623	573
Disorderly Conduct	73	50
Vagrancy	2	0
All Other Offenses	152	39
Curfews-Loitering	0	0
Runaways	86	85
Grand Total	2,135	1,797

## Wilson

Offense Category	1975 Total Arrest	1976 Total Arrest
Murder	22	13
Manslaughter by Negligence	1	0
Forcible Rape	0	4
Robbery	20	26
Assault—Aggravated	102	106
Burglary	271	163
Larceny	449	433
Motor Vehicle Theft	22	18
Simple Assaults	303	261
Arson	3	0
Forgery and Counterfeiting	134	60
Fraud	615	354
Embezzlement	2	1
Stolen Property	5	1
Vandalism	5	5
Weapons	23	27
Prostitution	3	0
Sex Offenses	33	16
Narcotics	63	104
Gambling	38	2
Offenses Against the Family	92	51
Driving Under the Influence	177	121
Liquor Laws	6	26
Public Drunkenness	570	419
Disorderly Conduct	85	75
Vagrancy	1	1
All Other Offenses	447	677
Curfews-Loitering	0	0
Runaways	15	15
Grand Total	3,507	2,979

**Yadkin**

Offense Category	1975 Total Arrest	1976 Total Arrest
Murder	0	1
Manslaughter by Negligence	0	1
Forcible Rape	0	1
Robbery	0	5
Assault—Aggravated	10	12
Burglary	38	68
Larceny	12	37
Motor Vehicle Theft	10	3
Simple Assaults	11	44
Arson	0	7
Forgery and Counterfeiting	3	1
Fraud	0	0
Embezzlement	0	0
Stolen Property	6	5
Vandalism	3	5
Weapons	2	6
Prostitution	0	0
Sex Offenses	0	2
Narcotics	5	46
Gambling	0	0
Offenses Against the Family	10	15
Driving Under the Influence	43	68
Liquor Laws	4	8
Public Drunkenness	54	65
Disorderly Conduct	4	7
Vagrancy	0	0
All Other Offenses	30	139
Curfews-Loitering	0	0
Runaways	0	0
Grand Total	245	546


## Yancey

Offense Category	1975 Total Arrest	1976 Total Arrest
Murder	0	0
Manslaughter by Negligence	0	0
Forcible Rape	0	0
Robbery	0	0
Assault—Aggravated	23	27
Burglary	32	11
Larceny	23	22
Motor Vehicle Theft	6	6
Simple Assaults	10	8
Arson	0	0
Forgery and Counterfeiting	7	16
Fraud	27	8
Embezzlement	4	0
Stolen Property	2	0
Vandalism	4	20
Weapons	1	0
Prostitution	0	0
Sex Offenses	0	0
Narcotics	11	7
Gambling	0	0
Offenses Against the Family	22	24
Driving Under the Influence	21	44
Liquor Laws	10	13
Public Drunkenness	66	102
Disorderly Conduct	3	1
Vagrancy	0	0
All Other Offenses	52	98
Curfews-Loitering	0	0
Runaways	6	25
Grand Total	330	432



# **XI**

## **HISTORY OF CONTRIBUTOR PARTICIPATION**



# HISTORY OF CONTRIBUTOR PARTICIPATION

## JANUARY-DECEMBER 1976

Agency	Jan	Feb	Mar	Apr	May	June	July	Aug	Sept	Oct	Nov	Dec
Aberdeen PD	x	x	x	x	x	x	x	x	x	x	x	x
Ahoskie PD	x	x	x	x	x	x	x	x	x	x	x	x
Alamance Co Sheriff		x	x	x	x	x	x	x	x	x	x	x
Albemarle PD	x	x	x	x	x	x	x	x	x	x	x	x
Alexander Co Sheriff	x	x	x	x	x	x	x	x	x	x	x	x
Alieghany Co Sheriff	x	x	x	x	x	x	x	x	x	x	x	x
Andrews PD	x	x	x	x	x	x	x	x	x	x	x	x
Angier PD	x	x	x	x	x	x	x	x	x	x	x	x
Anson Co Sheriff	x	x	x	x	x	x	x	x	x	x	x	x
Apex PD						x	x	x	x	x	x	x
Appl. State Univ.	x	x	x	x	x	x	x	x	x	x	x	x
Ashe Co Sheriff	x	x	x	x	x	x	x	x	x	x	x	x
Asheboro PD	x	x	x	x	x	x	x	x	x	x	x	x
Asheville PD	x	x	x	x	x	x	x	x	x	x	x	x
Atlantic Beach PD	x	x	x	x	x	x	x	x	x	x	x	x
Aulander PD	x	x	x	x	x	x	x	x	x	x	x	x
Aurora PD		x	x		x	x	x					x
Avery Co Sheriff	x	x	x	x	x	x	x	x	x	x	x	x
Ayden PD	x	x	x	x	x	x	x	x	x	x	x	x
Bailey PD	x	x	x	x	x	x	x	x	x	x	x	x
Bakersville PD	x	x	x	x	x	x	x	x	x	x	x	x
Banner Elk PD	x	x	x		x	x		x		x	x	x
Battleboro PD												
Beaufort Co Sheriff	x	x	x	x	x	x	x	x	x	x	x	x
Beaufort PD	x	x	x	x	x	x	x	x	x	x	x	x
Belmont PD	x	x	x	x	x	x	x	x	x	x	x	x
Belhaven PD	x	x	x	x	x	x	x	x	x	x	x	x
Benson PD	x	x	x	x	x	x	x	x	x	x	x	x
Beulaville PD	x	x	x	x	x	x	x	x	x	x	x	x
Bertie Co Sheriff	x	x	x	x	x	x	x	x	x	x	x	x
Bessemer City PD	x	x	x	x	x	x	x	x	x	x	x	x
Bethel PD	x	x	x	x	x	x	x	x	x	x	x	x
Biltmore Forest PD												
Biscoe PD	x	x	x	x	x	x	x	x	x	x	x	x
Black Creek PD	x	x	x	x	x	x	x	x	x	x	x	x
Black Mountain PD	x	x	x	x	x	x	x	x	x	x	x	x
Bladen Co Sheriff	x	x	x	x	x	x	x	x	x	x	x	x
Bladenboro PD	x	x	x	x	x	x	x	x	x	x	x	x
Blowing Rock PD	x	x	x	x	x	x	x	x	x	x	x	x
Boiling Springs Lake PD	x	x	x	x	x	x	x	x	x	x	x	x
Boiling Springs PD												
Boone PD	x	x	x	x	x	x	x	x		x	x	x
Boonville PD	x	x	x	x	x	x	x	x	x	x	x	x
Brevard PD	x	x	x	x	x	x	x	x	x	x	x	x
Brookford PD												
Brunswick Co Sheriff	x	x	x	x	x	x	x	x	x	x	x	x
Bryson City PD	x	x	x	x	x	x	x	x	x	x	x	x
Buncombe Co Sheriff	x	x	x	x	x	x	x	x	x	x	x	x
Bunn PD												
Burgaw PD												
Burke Co Sheriff	x	x	x	x	x	x	x	x	x	x	x	x
Burlington PD	x	x	x	x	x	x	x	x	x	x	x	x
Burnsville PD	x	x	x	x	x	x	x	x	x	x	x	x

x—Denotes participation for the month

# HISTORY OF CONTRIBUTOR PARTICIPATION (Continued)

JANUARY-DECEMBER, 1976

Agency	Jan	Feb	Mar	Apr	May	June	July	Aug	Sept	Oct	Nov	Dec
Butner PD	X	X	X	X	X	X	X	X	X	X	X	X
Cabarrus Co Sheriff	X	X	X	X	X	X	X	X	X	X	X	X
Caldwell Co Sheriff	X	X	X	X	X	X	X	X	X	X	X	X
Camden Co Sheriff	X	X	X	X	X	X	X	X	X	X	X	X
Candor PD	X	X	X	X	X	X	X	X	X	X	X	X
Canton PD	X	X	X	X	X	X	X	X	X	X	X	X
Cape Carteret PD	X	X	X		X	X	X		X	X		X
Carolina Beach PD	X	X	X	X	X	X	X	X	X	X	X	X
Carrboro PD	X	X	X	X	X	X	X	X	X	X	X	X
Carteret Co Sheriff												
Carthage PD	X	X	X	X	X	X	X	X	X	X	X	X
Cary PD	X	X	X	X	X	X	X	X	X	X	X	X
Caswell Co Sheriff	X	X	X	X	X	X	X	X	X	X	X	X
Catawba Co Sheriff	X	X	X	X	X	X	X	X	X	X	X	X
Centerville PD												
Chadbourn PD	X	X	X	X	X	X	X	X	X	X	X	X
Chapel Hill PD	X	X	X	X	X	X	X	X	X	X	X	X
Charlotte PD	X	X	X	X	X	X	X	X	X	X	X	X
Chatham Co Sheriff	X	X	X	X	X	X	X	X	X	X	X	X
Cherokee Co Sheriff	X	X	X	X	X	X	X	X	X	X	X	X
Cherokee PD	X	X	X	X		X	X					X
Cherryville PD	X	X	X	X	X	X	X	X	X	X	X	X
China Grove PD	X	X	X	X	X	X	X	X	X	X	X	X
Chocowinity PD	X	X	X	X	X	X	X	X	X	X	X	X
Chowan Co Sheriff	X	X	X	X	X	X	X	X	X	X	X	X
Claremont PD	X	X	X	X	X	X	X	X				X
Clarkton PD									X	X	X	X
Clay Co Sheriff	X	X	X	X	X	X	X	X	X	X	X	X
Clayton PD	X	X	X	X	X	X	X	X	X	X	X	X
Cleveland Co Sheriff	X	X	X	X	X	X	X	X	X	X	X	X
Clinton PD	X	X	X	X	X	X	X	X	X	X	X	X
Coats PD	X	X	X	X	X	X	X	X	X	X	X	X
Colerain PD	X	X	X	X	X	X	X	X	X	X	X	X
Columbia PD	X	X	X	X	X	X	X	X	X			
Columbus Co Sheriff	OFFENSES HANDLED BY RURAL POLICE											
Columbus Co Rural PD	X	X	X	X	X	X	X	X	X	X	X	X
Columbus PD												
Concord PD	X	X	X	X	X	X	X	X	X	X	X	X
Conover PD	X	X	X	X	X	X	X	X	X	X	X	X
Conway PD	X	X	X	X	X	X	X	X	X	X	X	X
Cornelius PD	X	X	X	X	X	X	X	X	X	X	X	X
Cove City PD												
Cramerton PD	X	X	X	X	X	X	X	X	X	X	X	X
Craven Co Sheriff		X	X	X	X	X	X	X	X	X	X	X
Creedmoor PD	X	X	X	X	X	X	X	X	X	X	X	X
Crossnore PD												
Cumberland Co Sheriff	X	X	X	X	X	X	X	X	X	X	X	X
Currituck Co Sheriff	X	X	X	X	X	X	X	X	X	X	X	X
Dallas PD	X	X	X	X	X	X	X	X	X	X	X	X
Dare Co Sheriff	X	X	X	X	X	X	X	X	X	X	X	X
Davidson Co Sheriff	X	X	X	X	X	X	X	X	X	X	X	X
Davidson PD	X	X	X	X	X	X	X	X	X	X	X	X
Davie Co Sheriff	X	X	X	X	X	X	X	X	X	X	X	X

x—Denotes participation for the month



# HISTORY OF CONTRIBUTOR PARTICIPATION (Continued)

JANUARY-DECEMBER, 1976

Agency	Jan	Feb	Mar	Apr	May	June	July	Aug	Sept	Oct	Nov	Dec
Denton PD	X	X	X	X	X	X	X	X	X	X	X	X
Dobson PD	X	X	X	X	X	X	X	X	X	X	X	X
Drexel PD	X	X	X	X	X	X	X	X	X	X	X	X
Dublin PD												
Dunn PD	X	X	X	X	X	X	X	X	X	X	X	X
Duplin Co Sheriff	X	X	X	X	X	X	X	X	X	X	X	X
Durham Co Sheriff	X	X	X	X	X	X	X	X	X	X	X	X
Durham PD	X	X	X	X	X	X	X	X	X	X	X	X
East Bend PD	X	X	X	X	X	X	X	X	X	X	X	X
East Carolina Univ.										X	X	X
East Spencer PD	X	X	X	X	X	X	X	X	X	X	X	X
Eden PD	X	X	X	X	X	X	X	X	X	X	X	X
Edenton PD	X	X	X	X	X	X	X	X	X	X	X	X
Edgecombe Co Sheriff	X	X	X	X	X	X	X	X	X	X	X	X
Elizabeth City PD	X	X	X	X	X	X	X	X	X	X	X	X
Elizabethtown PD	X	X	X	X	X	X	X	X	X	X	X	X
Elkin PD	X	X	X	X	X	X	X	X	X	X	X	X
Ellerbe PD	X	X	X	X	X	X	X	X	X	X	X	X
Elm City PD												
Elon College PD	X	X	X	X	X	X	X	X	X	X	X	X
Emerald Isle PD	X	X	X	X	X	X	X	X	X	X	X	X
Enfield PD	X	X	X	X	X	X	X	X	X	X	X	X
Erwin PD	X	X	X	X	X	X	X	X	X	X	X	X
Eureka PD												
Everetts PD	X	X	X	X	X	X	X	X	X	X	X	X
Fair Bluff PD	X	X	X	X	X	X	X	X	X	X	X	X
Fairmont PD	X	X	X	X	X	X	X	X	X	X	X	X
Faison PD							X	X	X	X	X	X
Farmville PD	X	X	X	X	X	X	X	X	X	X	X	X
Fayetteville PD	X	X	X	X	X	X	X	X	X	X	X	X
Forest City PD	X	X	X	X	X	X	X	X	X	X	X	X
Forsyth Co Sheriff	X	X	X	X	X	X	X	X	X	X	X	X
Fountain PD	X	X	X	X	X	X	X	X	X	X	X	X
Four Oaks PD												
Franklin Co Sheriff	X	X	X	X	X	X	X	X	X	X	X	X
Franklin PD	X	X	X	X	X	X	X	X	X	X	X	X
Franklinton PD	X	X	X	X	X	X	X	X	X	X	X	X
Franklinville PD												
Fremont PD	X	X	X	X	X	X	X	X	X	X	X	X
Fuquay-Varina PD	X	X	X	X	X	X	X	X	X	X	X	X
Garland PD												
Garner PD	X	X	X	X	X	X	X	X	X	X	X	X
Gaston Co Rural Police	X	X	X	X	X	X	X	X	X	X	X	X
Gaston Co Sheriff	OFFENSES HANDLED BY RURAL POLICE											
Gaston PD	X	X	X	X	X	X	X	X	X	X	X	X
Gastonia PD	X	X	X	X	X	X	X	X	X	X	X	X
Gates Co Sheriff	X	X	X	X	X	X	X	X	X	X	X	X
Gibson PD	X	X	X	X	X	X	X	X	X	X	X	X
Gibsonville PD	X	X	X	X	X	X	X	X	X	X	X	X
Goldsboro PD	X	X	X	X	X	X	X	X	X	X	X	X
Graham Co Sheriff	X	X	X	X	X	X	X	X	X	X	X	X
Graham PD	X	X	X	X	X	X	X	X	X	X	X	X
Granite Falls PD	X	X	X	X	X	X	X	X	X	X	X	X

x—Denotes participation for the month

# HISTORY OF CONTRIBUTOR PARTICIPATION (Continued)

JANUARY-DECEMBER, 1976

Agency	Jan	Feb	Mar	Apr	May	June	July	Aug	Sept	Oct	Nov	Dec
Granville Co Sheriff				X								
Greene Co Sheriff	X	X	X	X	X	X	X	X	X	X	X	X
Greensboro PD	X	X	X	X	X	X	X	X	X	X	X	X
Greenville PD	X	X	X	X	X	X	X	X	X	X	X	X
Grifton PD	X	X	X		X		X			X	X	
Guilford Co Sheriff	X	X	X	X	X	X	X	X	X	X	X	X
Halifax Co Sheriff	X	X	X	X	X	X	X	X	X	X	X	X
Halifax PD	X	X	X	X	X	X	X	X	X	X	X	X
Hamlet PD	X	X	X	X	X	X	X	X	X	X	X	X
Harmony PD												
Harnett Co Sheriff	X	X	X	X	X	X	X	X	X	X	X	X
Havelock PD	X	X	X	X	X	X	X	X	X	X	X	X
Haywood Co Sheriff	X	X	X	X	X	X	X	X	X	X	X	X
Hazelwood PD	X	X	X	X	X	X	X	X	X	X	X	X
Henderson Co Sheriff	X	X	X	X	X	X	X	X	X	X	X	X
Henderson PD	X	X	X				X	X	X	X	X	
Hendersonville PD	X	X	X	X	X	X	X	X	X	X	X	X
Hertford Co Sheriff	X	X	X	X	X	X	X	X	X	X	X	X
Hertford PD	X	X	X	X	X	X	X	X	X	X	X	X
Hickory PD	X	X	X	X	X	X	X	X	X	X	X	X
High Point PD	X	X	X	X	X	X	X	X	X	X	X	X
High Shoals PD												
Highlands PD							X	X	X	X	X	X
Hillsborough PD	X	X	X	X	X	X	X	X	X	X	X	X
Hobgood PD	X	X	X	X	X	X	X	X	X	X	X	X
Hoke Co Sheriff	X	X	X	X	X	X	X	X	X	X	X	X
Holden Beach PD	X	X	X	X	X	X	X	X	X	X	X	X
Hollridge PD												
Hope Mills PD	X	X	X	X	X	X	X	X	X		X	X
Hot Springs PD												
Hudson PD												
Huntersville PD	X	X	X	X	X	X	X	X	X	X	X	X
Hyde Co Sheriff	X	X	X	X	X	X	X	X	X	X	X	X
Iredell Co Sheriff	X	X	X	X	X	X	X	X	X	X	X	X
Jackson Co Sheriff	X	X	X	X	X	X	X	X	X	X	X	X
Jackson PD	X	X	X	X	X	X			X	X	X	
Jacksonville PD	X	X	X	X	X	X	X	X	X	X	X	X
Jamesville PD	X	X	X	X	X		X	X	X	X	X	X
Johnston Co Sheriff							X	X	X	X	X	X
Jones Co Sheriff	X		X	X	X	X	X	X	X	X	X	X
Jonesville PD	X	X	X	X	X	X	X	X	X	X	X	X
Kannapolis PD	X	X	X	X	X	X	X	X	X	X	X	X
Kelford PD												
Kenansville PD	X	X	X	X	X	X	X	X	X	X	X	X
Kenly PD												
Kernersville PD	X	X	X	X	X	X	X	X	X	X	X	X
Kill Devil Hills PD	X	X	X	X	X	X	X	X	X	X	X	X
Kings Mountain PD	X	X	X	X	X	X	X	X	X	X	X	X
Kinston PD	X	X	X	X	X	X	X	X	X	X	X	X
Kittrell PD												
Knightdale PD												
Kure Beach PD	X	X	X	X	X	X	X					
La Grange PD	X	X	X	X	X	X	X	X	X	X	X	X

x—Denotes participation for the month

# HISTORY OF CONTRIBUTOR PARTICIPATION (Continued)

JANUARY-DECEMBER, 1976

Agency	Jan	Feb	Mar	Apr	May	June	July	Aug	Sept	Oct	Nov	Dec
Lake Lure PD	X	X	X	X	X	X	X	X	X	X	X	X
Lake Waccamaw PD											X	
Landis PD	X	X	X	X	X	X	X	X	X	X	X	X
Laurel Park PD												
Laurinbrug PD	X	X	X	X	X	X	X	X	X	X	X	X
Lee Co Sheriff	X	X	X	X	X	X	X	X	X	X	X	X
Lenoir Co Sheriff	X	X	X	X	X	X	X	X	X	X	X	X
Lenoir PD	X	X	X	X	X	X	X	X	X	X	X	X
Lewiston PD	X	X	X	X	X	X	X	X	X	X	X	X
Lexington PD	X	X	X	X	X	X	X	X	X	X	X	X
Liberty PD	X	X	X	X	X	X	X	X	X	X	X	X
Lilesville PD	X	X	X	X	X	X	X	X	X	X	X	X
Lillington PD	X	X	X	X	X	X	X	X	X	X	X	X
Lincoln Co Sheriff	X	X	X	X	X	X	X		X	X	X	X
Lincolnton PD	X	X	X	X	X	X	X	X	X	X	X	X
Littleton PD	X	X	X	X	X	X	X	X	X	X	X	X
Locust PD	X	X	X	X	X	X	X	X	X	X	X	X
Long Beach PD	X	X	X		X	X	X	X	X	X	X	X
Longview PD	X	X	X	X	X	X	X	X	X	X	X	X
Louisburg PD	X	X	X	X	X	X	X	X	X	X	X	X
Lowell PD	X	X	X	X	X	X	X	X	X	X	X	X
Lucama PD	X	X	X	X	X	X	X	X	X	X	X	X
Lumberton PD	X	X	X	X	X	X	X	X	X	X	X	X
Macclesfield PD	X	X	X	X	X	X	X	X	X	X	X	X
Macon Co Sheriff	X	X	X	X	X	X	X	X	X	X	X	X
Madison Co Sheriff												
Madison PD	X	X	X	X	X	X	X	X	X	X	X	X
Magnolia PD	X	X	X	X	X	X	X	X	X	X	X	X
Maiden PD	X	X	X	X	X	X	X	X	X	X	X	X
Manteo PD	X	X	X	X	X	X	X	X	X	X	X	X
Marion PD	X	X	X	X	X	X	X	X	X	X	X	X
Mars Hill PD												
Marshall PD	X											
Marshville PD	X	X	X	X	X	X	X	X	X	X	X	X
Martin Co Sheriff	X	X	X	X	X	X	X	X	X	X	X	X
Matthews PD	X	X	X	X	X	X	X	X	X	X	X	X
Maxton PD	X	X	X	X								
Mayodan PD	X	X	X	X	X	X	X	X	X	X	X	X
McAdenville PD												X
McDowell Co Sheriff	X	X	X	X	X	X	X	X	X	X	X	X
Mebane PD	X	X	X	X	X	X	X	X	X	X	X	X
Mecklenburg Co												
Rural Police	X	X	X	X	X	X	X	X	X	X	X	X
Mecklenburg Co Sheriff	OFFENSES REPORTED HANDLED BY RURAL POLICE											
Mitchell Co Sheriff	X	X	X	X	X	X	X	X	X	X	X	X
Mocksville PD	X	X	X	X	X	X	X	X	X	X	X	X
Monroe PD	X	X	X	X	X	X	X	X	X	X	X	X
Montgomery Co Sheriff	X	X	X	X	X	X	X	X	X	X	X	X
Montreat PD	X	X	X	X	X	X	X	X	X	X	X	X
Moore Co Sheriff	X	X	X	X	X	X	X	X	X	X	X	X
Mooresville PD	X	X	X	X	X	X	X	X	X	X	X	X
Morehead City PD	X	X	X	X	X	X	X	X	X	X	X	X
Morganton PD	X	X	X	X	X	X	X	X	X	X	X	X

x--Denotes participation for the month

# HISTORY OF CONTRIBUTOR PARTICIPATION (Continued)

JANUARY-DECEMBER, 1976

Agency	Jan	Feb	Mar	Apr	May	June	July	Aug	Sept	Oct	Nov	Dec
Morrisville PD												
Morven PD	x	x	x	x	x	x	x	x	x	x	x	x
Mount Airy PD	x	x	x	x	x	x	x	x	x	x	x	x
Mount Gilead PD	x	x	x	x	x	x	x	x	x	x	x	x
Mount Holly PD	x	x	x	x	x	x	x	x	x	x	x	x
Mount Olive PD	x	x	x	x	x	x	x	x	x	x	x	x
Murfreesboro PD	x	x	x	x	x	x	x	x	x	x	x	x
Murphy PD	x	x	x	x	x	x	x	x	x	x	x	x
Nags Head PD	x	x	x	x	x	x	x	x	x	x	x	x
Nash Co Sheriff	x	x	x	x	x	x	x	x	x	x	x	x
Nashville PD	x	x	x	x	x	x	x	x	x	x	x	x
New Bern PD	x	x	x	x	x	x	x	x	x	x	x	x
New Hanover Co Sheriff	x	x	x	x	x	x	x	x	x	x	x	x
Newland PD												
Newport PD												
Newton PD	x	x	x	x	x	x	x	x	x	x	x	x
Newton Grove PD	x	x	x	x	x	x	x	x	x	x		x
New Topsail Beach PD	x	x	x	x	x	x	x	x	x	x	x	x
Norlina PD												
Northampton Co Sheriff	x	x	x	x	x	x	x	x	x	x	x	x
North Kannapolis PD	x	x	x	x	x	x	x	x	x	x	x	x
North Wilkesboro PD	x	x	x	x	x	x	x	x	x	x	x	x
Norwood PD	x	x	x	x	x	x	x	x	x	x	x	x
Oakboro PD	x	x	x	x	x	x	x	x	x	x	x	x
Ocean Isle Beach PD	x		x									
Old Fort PD												
Onslow Co Sheriff	x	x	x	x	x	x	x					
Orange Co Sheriff	x	x	x	x	x	x	x	x	x	x	x	x
Oxford PD	x	x	x	x	x	x	x	x	x	x	x	x
Pamlico Co Sheriff	x	x	x	x	x	x	x	x	x	x	x	x
Parkton PD												
Pasquotank Co Sheriff	x	x	x	x	x	x	x	x	x	x	x	x
Pembroke PD	x	x	x	x	x	x	x	x	x	x	x	x
Pender Co Sheriff	x	x	x	x	x	x	x	x	x	x	x	x
Perquimans Co Sheriff	x	x	x	x	x	x	x	x	x	x	x	x
Person Co Sheriff	x	x	x	x	x	x	x	x	x	x	x	x
Pikeville PD			x			x	x		x	x		
Pilot Mountain PD	x	x	x	x	x	x	x	x	x	x	x	x
Pinebluff PD	x	x	x	x	x	x	x	x	x	x	x	x
Pinehurst PD	x	x	x	x	x	x	x	x	x	x	x	x
Pine Level PD	x	x	x	x	x	x	x	x	x	x	x	x
Pinetops PD	x	x	x	x	x	x	x		x	x	x	x
Pineville PD	x	x	x	x	x	x	x	x	x	x	x	x
Pink Hill PD												
Pitt Co Sheriff	x	x	x	x	x	x	x	x	x	x	x	x
Pittsboro PD	x											
Plymouth PD	x	x	x	x	x	x	x	x	x	x	x	x
Polk Co Sheriff	x	x	x	x	x	x	x	x	x	x	x	x
Polkton PD	x	x	x	x	x	x	x	x	x	x	x	x
Princeton PD	x	x										
Princeville PD												
Raeford PD	x	x	x	x	x	x	x	x	x	x	x	x

x—Denotes participation for the month

# HISTORY OF CONTRIBUTOR PARTICIPATION (Continued)

JANUARY-DECEMBER, 1976

Agency	Jan	Feb	Mar	Apr	May	June	July	Aug	Sept	Oct	Nov	Dec
Raleigh PD	X	X	X	X	X	X	X	X	X	X	X	X
Ramseur PD	X	X	X	X	X	X	X	X	X	X	X	X
Randleman PD	X	X	X	X	X	X	X	X	X	X	X	X
Randolph Co Sheriff	X	X	X	X	X	X	X	X	X	X	X	X
Ranlo PD	X	X	X	X	X	X	X	X	X	X	X	X
Red Springs PD	X	X	X	X	X	X	X	X	X	X	X	X
Reidsville PD	X	X	X	X	X	X	X	X	X	X	X	X
Rhodhiss PD												
Richlands PD	X	X	X	X	X	X	X	X	X	X		
Rich Square PD	X	X	X	X	X	X	X	X	X	X	X	X
Richmond Co Sheriff	X	X	X	X	X	X	X	X	X	X	X	X
Roanoke Rapids PD	X	X	X	X	X	X	X	X	X	X	X	X
Robbins PD	X	X	X	X	X	X	X	X	X	X	X	X
Robbinsville PD	X	X	X	X	X	X	X	X	X	X	X	X
Robersonville PD	X	X	X	X	X	X	X	X	X	X	X	
Robeson Co Sheriff	X	X	X	X	X	X	X	X	X	X	X	X
Rockingham Co Sheriff	X	X	X	X	X	X	X	X	X	X	X	X
Rockingham PD												
Rocky Mount PD	X	X	X	X	X	X	X	X	X	X	X	X
Rolesville PD	X	X	X	X	X	X	X	X	X	X	X	X
Ronda PD												
Roper PD	X	X	X	X	X	X	X	X	X	X	X	X
Roseboro PD	X	X	X	X	X	X	X	X	X	X	X	X
Rose Hill PD	X	X	X	X	X	X	X	X	X	X	X	X
Rowan Co Sheriff	X	X	X	X	X	X	X	X	X	X	X	X
Rowland PD	X	X	X	X	X	X	X	X	X	X	X	X
Roxboro PD	X	X	X	X	X	X	X	X	X	X	X	X
Rutherford Co Sheriff	X	X	X	X	X	X	X	X	X	X	X	X
Rutherfordton PD												
Saint Pauls PD	X	X	X	X	X	X	X	X	X	X	X	X
Salemburg PD												
Salisbury PD	X	X	X	X	X	X	X	X	X	X	X	X
Saluda PD												
Sampson Co Sheriff	X	X	X	X	X	X	X	X	X	X	X	X
Sanford PD	X	X	X	X	X	X	X	X	X	X	X	X
Saratoga PD	X	X	X	X	X	X	X	X	X	X	X	X
Scotland Co Sheriff	X	X	X	X	X	X	X	X	X	X	X	X
Scotland Neck PD	X	X	X	X	X	X	X	X	X	X	X	X
Seaboard PD	X	X	X	X	X	X	X	X	X	X	X	X
Selma PD	X	X	X	X	X	X	X	X	X	X	X	X
Shallotte PD	X	X	X	X	X	X	X				X	
Sharpsburg PD	X			X	X							
Shelby PD	X	X	X	X	X	X	X	X	X	X	X	X
Siler City PD	X	X	X	X	X	X	X	X	X	X	X	X
Sims PD	X	X	X	X	X	X	X	X	X	X	X	X
Smithfield PD	X	X	X	X	X	X	X	X	X	X	X	X
Snow Hill PD	X	X	X	X	X	X	X	X	X	X	X	X
Southern Pines PD	X	X	X	X	X	X	X	X	X	X	X	X
Southport PD	X	X	X	X	X	X	X	X	X	X	X	X
Sparta PD												
Spencer PD	X	X	X	X	X	X	X	X	X	X	X	X
Spindale PD	X	X	X	X	X	X	X	X	X	X	X	X
Spring Hope PD												

x—Denotes Participation for the month

# HISTORY OF CONTRIBUTOR PARTICIPATION (Continued)

JANUARY-DECEMBER, 1976

Agency	Jan	Feb	Mar	Apr	May	June	July	Aug	Sept	Oct	Nov	Dec
Spring Lake PD	X	X	X	X	X	X	X	X	X	X	X	X
Spruce Pine PD	X	X	X	X	X	X	X	X	X	X	X	X
Stanfield PD	X	X	X	X	X	X	X	X	X	X	X	X
Stanley PD												
Stanly Co Sheriff	X	X	X	X	X	X	X	X	X	X	X	X
Stantonsburg PD	X	X	X	X	X	X	X	X	X	X	X	X
Star PD	X	X	X	X	X	X	X	X	X	X	X	X
Statesville PD	X	X	X	X	X	X	X	X	X	X	X	X
Stokes Co Sheriff	X	X	X							X	X	X
Stoneville PD	X	X	X	X	X	X	X	X	X	X	X	X
Stovall PD												
Sunset Beach PD												
Surf City PD	X	X	X	X	X	X	X	X	X	X	X	X
Surry Co Sheriff	X	X	X	X	X	X	X	X	X	X	X	X
Swain Co Sheriff	X	X	X	X	X	X	X	X	X	X	X	X
Swansboro PD		X	X	X	X	X	X	X	X	X	X	X
Sylva PD	X	X	X	X	X	X	X	X	X	X	X	X
Tabor City PD	X	X	X	X	X	X	X	X	X	X	X	X
Tarboro PD	X	X	X	X	X	X	X	X	X	X	X	X
Taylorsville PD	X			X	X	X	X	X	X	X	X	X
Thomasville PD	X	X	X	X	X	X	X	X	X	X	X	X
Transylvania Co Sheriff	X	X	X	X	X	X	X	X	X	X		
Troy PD	X	X	X	X	X	X	X	X	X	X	X	X
Tryon PD	X	X	X	X	X	X	X	X	X	X	X	X
Tyrrell Co Sheriff	X	X	X	X	X	X	X	X	X	X	X	X
Union Co Sheriff	X	X	X	X	X	X	X	X	X	X	X	X
Valdese PD	X	X	X	X	X	X	X	X	X	X	X	X
Vanceboro PD	X			X			X	X	X	X		X
Vance Co Sheriff	X	X	X	X	X	X	X	X	X	X	X	X
Vass PD	X	X	X	X	X	X	X	X	X	X	X	X
Wadesboro PD	X	X	X	X	X	X	X	X	X	X	X	X
Wake Co Sheriff	X	X	X	X	X	X	X	X	X	X	X	X
Wagram PD								X	X	X	X	X
Wake Forest PD												
Wallace PD	X	X	X	X	X	X	X	X	X	X	X	X
Walnut Cove PD	X	X	X	X			X					
Warren Co Sheriff		X		X	X			X				
Warrenton PD	X	X	X	X	X	X	X	X	X	X	X	X
Warsaw PD	X	X	X	X	X	X	X	X	X	X	X	X
Washington Co Sheriff	X	X	X	X	X	X	X	X	X	X	X	X
Washington PD	X	X	X	X	X	X	X	X	X	X	X	X
Watauga Co Sheriff	X	X	X	X	X	X	X	X	X	X	X	X
Waxhaw PD	X	X	X	X	X	X	X	X	X	X	X	X
Wayne Co Sheriff	X	X	X	X	X	X	X	X	X	X	X	X
Waynesville PD	X	X	X	X	X	X	X	X	X	X	X	X
Weaverville PD												
Weldon PD	X	X	X	X	X	X	X	X	X	X	X	X
Wendell PD	X	X	X	X	X	X	X	X	X	X	X	X
West Jefferson PD	X	X	X	X	X				X		X	
Whispering Pines PD	X	X	X	X	X	X	X	X	X	X	X	X
Whitakers PD												
White Lake PD	X	X	X	X	X	X	X	X	X	X	X	X

x—Denotes participation for the month

# HISTORY OF CONTRIBUTOR PARTICIPATION (Continued)

## JANUARY-DECEMBER, 1976


Agency	Jan	Feb	Mar	Apr	May	June	July	Aug	Sept	Oct	Nov	Dec
Whiteville PD	X	X	X	X	X	X	X	X	X	X	X	X
Wilkes Co Sheriff	X	X	X	X	X	X	X	X	X	X	X	X
Wilkesboro PD												
Williamston PD	X	X	X	X	X	X	X	X	X	X	X	X
Wilmington PD	X	X	X	X	X	X	X	X	X	X	X	X
Wilson Co Sheriff	X	X	X	X	X	X	X	X	X	X	X	X
Wilson PD	X	X	X	X	X	X	X	X	X	X	X	X
Windsor PD	X	X	X	X	X	X	X	X	X	X	X	X
Wingate PD	X	X	X	X	X	X	X	X	X	X	X	X
Winston-Salem PD	X	X	X	X	X	X	X	X	X	X	X	X
Winterville PD				X					X	X	X	X
Winton PD	X	X	X	X	X	X	X	X	X	X	X	X
Woodfin PD												
Woodland PD	X	X	X	X	X	X	X	X	X	X	X	
Wrightsville Beach PD	X	X	X	X	X	X	X	X	X	X	X	X
Yadkin Co Sheriff	X	X	X	X	X	X	X	X	X	X	X	X
Yadkinville PD	X	X	X	X	X	X	X	X	X	X	X	X
Yancey Co Sheriff	X	X	X	X	X	X	X	X	X	X		
Yaupon Beach PD												
Youngsville PD	X	X	X	X	X	X	X	X	X	X	X	X
Zebulon PD	X	X	X	X	X	X	X	X	X	X	X	X

## NORTH CAROLINA STATE AGENCIES

	Jan	Feb	Mar	Apr	May	June	July	Aug	Sept	Oct	Nov	Dec
N. C. Highway Patrol	X	X	X	X	X	X	X	X	X	X	X	X
N. C. State Bureau of Investigation	X	X	X	X	X	X	X	X	X	X	X	X
State Government Security Force	X	X	X	X	X	X	X	X	X	X	X	X
Wildlife Protection Div.	X	X	X	X	X	X	X	X	X	X	X	X

**XII**

**STATEMENT OF POLICY  
FOR RELEASE OF UCR  
STATISTICAL  
INFORMATION**





**NORTH CAROLINA POLICE INFORMATION NETWORK  
UNIFORM CRIME REPORTING**


**STATEMENT OF POLICY  
FOR THE RELEASE OF UCR STATISTICAL INFORMATION**

The following regulations will be observed by this agency concerning the release of Uniform Crime Reporting statistical information. Employees of this agency will observe these procedures and will not deviate from this policy without the express consent of the Director of the Police Information Network. All information to be released will originate from the Police Information Network Criminal Justice Statistics Division and will be approved prior to being released by the Director of the Police Information Network.

**REGULATIONS**

1. This agency will publish an annual report reflecting crime in North Carolina. This report will be distributed to the Governor, to members of the Legislature, to the Attorney General, to law enforcement agencies or to any agency or committee dedicated to law enforcement or criminal justice work.
2. Published annual reports will be released to the above named agencies prior to their being released to individuals or agencies extraneous to the criminal justice community.
3. UCR Information Requests
  - A. Information contained in the published annual report may be released via phone, letter, etc., to any interested party only with the written consent of the agency whose statistics are requested.
  - B. All requests for unpublished information from agencies or individuals should be directed by letter to the Director of the Police Information Network. These special requests will be honored only upon the Director's authorization.

No person or agency will be furnished statistical information which has not previously been published, concerning any individual agency's reports without the written consent of the Chief Administrator of that Agency. The Police Information Network will maintain for one year copy of the information released along with the request and the authority for release.
  - C. Law enforcement agencies may receive interim, unpublished, specialized reports identifying their agency only providing the request is not unreasonable. Law Enforcement agencies may also receive their respective county totals along with state or district totals. All requests should be directed to the Director of the Police Information Network.





**END**