

CRIMINAL JUSTICE PROFILE - 1976

A SUPPLEMENT TO THE BUREAU OF CRIMINAL STATISTICS
CRIME AND DELINQUENCY PUBLICATIONS

44147

STATEWIDE

DEPARTMENT OF JUSTICE • DIVISION OF LAW ENFORCEMENT • BUREAU OF CRIMINAL STATISTICS

State of California

DEPARTMENT OF JUSTICE

EVELLE J. YOUNGER, Attorney General

CHARLES A. BARRETT, Chief Deputy Attorney General



DALE H. SPECK, Director, Division of Law Enforcement

FRED H. WYNBRANDT, Assistant Director, Identification and Information Branch

JAMES M. WATSON, Chief, Bureau of Criminal Statistics

CRIMINAL JUSTICE PROFILE, 1976

Prepared by

DIVISION OF LAW ENFORCEMENT

BUREAU OF CRIMINAL STATISTICS

770529 10/77 8M

77 Cadillac Drive
P. O. Box 13427
Sacramento, CA 95813


STATEWIDE PROFILE
TABLE OF CONTENTS

ACQUISITIONS

	Page
Introduction	1
Criminal Justice Data, 1967-1976	5
Criminal Justice Data Footnotes	16
Reference Tables	19
Reference Table Notes	88
Criminal Justice Glossary	93


REFERENCE TABLES

Seven Major Offenses Reported, 1976, Offense by County	19
Adult Felony Arrests Reported, 1976, Offense by County	21
Adult Felony Arrests Reported, 1976, Sex and Police Disposition by County	23
Adult Misdemeanor Arrests Reported, 1976, Offense by County	25
Adult Misdemeanor Arrests Reported, 1976, Sex and Police Disposition by County	27
Juvenile Arrests Reported, 1976, Selected Offenses by County	29
Juvenile Arrests Reported, 1976, Sex and Police Disposition by County	31
Juvenile Arrests Reported, 1976, Level of Arrest and Sex by County	33
Adult Probation Active Caseload on December 31, 1976, Type of Court by County	35




REFERENCE TABLES – Continued

	Page
Adult Probation Active Caseload on December 31, 1976, Type of Court by Convicted Offense	37
Adults Placed on Probation, 1976, Type of Court by County	38
Adults Placed on Probation, 1976, Type of Court by Convicted Offense	40
Adults Placed on Probation, 1976, Type of Court by Sex, Race, and Age	41
Adults Removed From Probation Status, 1976, Type of Court by County	42
Initial Referrals of Juveniles to Probation Departments, 1976, Intake Determination by County	44
Juvenile Court Dispositions Resulting From Initial Petitions, 1976, Court Disposition by County	46
Subsequent Petitions Adjudicated While Juveniles Were Under Court Jurisdiction, 1976, Juvenile Court Disposition by County	48
Removals From Juvenile Probation, 1976, Type of Removal by County	50
Status of Active Juvenile Caseload on December 31, 1976, Probation Status by County	52
Disposition of Adult Felony Arrests in 57 Counties, 1976, Type of Disposition by County	54
Disposition of Adult Felony Arrests in 57 Counties, 1976, Type of Disposition by Arrest Offense	61
Disposition of Adult Felony Arrests in 57 Counties, 1976, Percent Distribution of Type of Disposition by Arrest Offense	62
Disposition of Adult Felony Arrests in 57 Counties, 1976, Type of Disposition by Age	63




REFERENCE TABLES – Continued

	Page
Disposition of Adult Felony Arrests in 57 Counties, 1976, Percent Distribution of Type of Disposition by Age	64
Disposition of Adult Felony Arrests in 57 Counties, 1976, Type of Disposition by Race . .	65
Disposition of Adult Felony Arrests in 57 Counties, 1976, Percent Distribution of Type of Disposition by Race	66
Disposition of Adult Felony Arrests in 57 Counties, 1976, Type of Disposition by Sex . .	67
Disposition of Adult Felony Arrests in 57 Counties, 1976, Percent Distribution of Type of Disposition by Sex	68
Disposition of Adult Felony Arrests in Superior Courts of 57 Counties, 1976, Prior Criminal Record by Type of Disposition	69
Disposition of Adult Felony Arrests in Superior Courts of 57 Counties, 1976, Existing Criminal Status by Type of Disposition	70
Adult Felony Arrestees Convicted and Sentenced in Courts of 57 Counties, 1976, Convicted Offense by Court of Conviction and Sentence	71
Adult Felony Arrestees Convicted and Sentenced in Courts of 57 Counties, 1976, Percent Distribution of Convicted Offense by Court of Conviction and Sentence	72
Criminal and Civil Commitments to State Institutions, 1976, Felony Offense by Type of Institution	73
Criminal and Civil Commitments to State Institutions, 1976, Felony Offense by County . .	74
Criminal and Civil Commitments to State Institutions, 1976, Percent Distribution of Felony Offense by County	76



REFERENCE TABLES – Continued

	Page
Superior Court Reopenings, 1976, Subsequent Disposition by Type of Reopening	78
Superior Court Reopenings, 1976, Subsequent Disposition by County	79
Superior Court Reopenings, 1976, Percent Distribution of Subsequent Disposition by County	81
Superior Court Reopenings, 1976, Felony Offense by Type of Reopening	83
Superior Court Reopenings, 1976, Felony Offense by County	84
Superior Court Reopenings, 1976, Percent Distribution of Felony Offense by County	86



INTRODUCTION

The annual Criminal Justice Profile series summarizes and combines data describing the many facets of California's criminal justice system. Separate publications are available for each county and statewide. Much of the data presented in the Statewide Profile supplements the Bureau of Criminal Statistics (BCS) annual Crime and Delinquency publication, which is also available upon request.

Each Profile consists of two sections. The first section displays annual criminal justice data for 1967 through 1976 in tabular form. The final section contains additional reference tables displaying selected data for 1976.

Criminal Justice Data

Trend data in the Profile are reported to BCS by state and local agencies and have been summarized for each year. This section provides the individual county or statewide totals for selected criminal justice activities in tabular form. Tables are provided on crimes, arrests, processes, personnel, expenditures, and correctional actions.

Where used, population data are shown in hundreds and can be converted to original numbers by moving the decimal point two places to the right. For example, the state population for 1976 is shown as 215,200, which converts to a population total of 21,520,000.

Reference Tables

The individual reference tables in this section cover data for 1976 on crimes reported, adult and juvenile arrests, prosecution, and probation. In addition, Monthly Arrest and Citation Register data for adult and juvenile arrests are displayed in each county Profile but are not included in the Statewide Profile. Approximately 90 percent of the total statewide arrests were reported on the Register in 1976. This prohibits the compilation of complete statewide data on age, race, and sex of offenders. The remaining 10 percent were reported on a summary system. In 1977 it is anticipated that all agencies will report on the Arrest Register.

Each county publication contains jurisdictional data. The statewide publication relates to California counties.

CRIMINAL JUSTICE DATA
1967-1976

DEPARTMENT OF JUSTICE
BUREAU OF CRIMINAL STATISTICS
DIVISION OF LAW ENFORCEMENT
CRIMINAL JUSTICE PROFILE

STATEWIDE SEVEN MAJOR OFFENSES & CLEARANCES

LINE ITEM	LINE ITEM	1967	1968	1969	1970	1971	1972	1973	1974	1975	1976
POPULATION (HUNDREDS)	00005	194,780	195,540	198,560	200,030	202,650	205,240	207,410	209,330	211,130	215,200
SEVEN MAJOR OFFENSES	00010	475,836	552,750	604,576	652,389	714,685	723,936	740,157	802,945	876,288	907,898
CRIMES AGAINST PERSONS	00020	67,671	80,382	89,191	94,347	104,489	110,680	116,506	127,469	138,400	143,507
WILLFUL HOMICIDE	00030	1,051	1,171	1,376	1,355	1,633	1,789	1,862	1,970	2,196	2,214
FORCIBLE RAPE	00035	4,430	5,419	5,958	6,992	7,281	8,131	8,349	8,480	8,787	9,552
ROBBERY	00040	28,508	36,858	39,212	41,397	47,477	48,834	49,524	52,742	59,747	59,132
AGGRAVATED ASSAULT	00050	33,682	36,934	41,645	44,633	48,098	51,926	56,771	64,277	67,670	72,609
CRIMES AGAINST PROPERTY	00070	408,165	472,368	515,385	558,042	610,196	613,256	623,651	675,476	737,888	764,391
BURGLARY	00080	265,780	299,589	321,749	348,975	391,157	398,465	407,375	431,863	468,433	465,758
THEFT (\$200 AND OVER)	00090	45,298	53,619	62,170	71,838	75,128	75,418	85,053	110,444	136,522	160,564
MOTOR VEHICLE THEFT	00100	97,087	119,160	131,466	137,629	143,911	139,373	131,223	133,169	132,933	138,069
SEVEN MAJOR OFF PER 100,000 *1	00110	2442.9	2826.8	3044.8	3261.5	3526.7	3527.3	3568.6	3835.8	4130.5	4218.9
CRIMES AGAINST PERSONS	00120	347.4	411.1	449.2	471.7	515.6	539.2	561.7	608.9	655.5	666.9
WILLFUL HOMICIDE	00130	5.4	6.0	6.9	6.8	8.1	8.7	9.0	9.4	10.4	10.3
FORCIBLE RAPE	00135	22.7	27.7	35.1	35.0	35.9	39.6	40.2	40.5	41.6	44.4
ROBBERY	00140	146.4	188.5	197.5	207.0	234.3	237.9	238.8	252.0	283.0	274.8
AGGRAVATED ASSAULT	00150	172.9	188.9	209.7	222.9	237.3	253.0	273.7	307.1	320.5	337.4
CRIMES AGAINST PROPERTY	00170	2095.5	2415.7	2595.6	2789.8	3011.1	2988.1	3006.9	3226.8	3494.9	3552.0
BURGLARY	00180	1364.5	1532.1	1620.5	1742.6	1930.3	1941.5	1964.1	2063.1	2218.7	2164.3
THEFT (\$200 AND OVER)	00190	232.6	274.2	313.1	359.1	370.7	367.5	410.1	527.6	646.6	746.1
MOTOR VEHICLE THEFT	00200	498.4	609.4	662.0	688.1	710.1	679.1	632.7	636.2	629.6	641.6
TOTAL CLEARANCES	00210	114,415	124,466	N/A	N/A	N/A	N/A	157,372	N/A	N/A	N/A
CRIMES AGAINST PERSONS	00215	33,111	37,372	44,191	44,081	48,158	49,438	53,124	58,884	60,149	63,377
WILLFUL HOMICIDE	00220	883	907	1,037	1,061	1,297	1,309	1,401	1,484	1,617	1,628
FORCIBLE RAPE	00225	2,389	2,707	3,023	3,120	3,319	3,426	3,712	3,873	3,927	4,468
ROBBERY	00230	8,630	10,457	11,095	11,792	13,577	13,992	14,453	15,581	16,542	16,618
AGGRAVATED ASSAULT	00240	21,209	23,301	29,036	28,118	29,965	30,711	33,558	37,946	38,063	40,663
CRIMES AGAINST PROPERTY	00245	81,304	87,094	N/A	N/A	N/A	N/A	104,248	N/A	N/A	N/A
BURGLARY	00260	53,370	56,436	53,567	59,092	67,230	66,443	76,088	79,611	80,982	77,052
THEFT (\$200 AND OVER)	00270	8,248	9,055	N/A	N/A	N/A	N/A	7,616	N/A	N/A	N/A
MOTOR VEHICLE THEFT	00280	19,686	21,603	19,815	18,248	19,738	18,639	20,544	22,431	22,064	22,935
TOTAL CLEARANCE RATES *1	00290	24.0	22.5	N/A	N/A	N/A	N/A	21.3	N/A	N/A	N/A
CRIMES AGAINST PERSONS	00295	48.9	46.5	49.5	46.7	46.1	44.7	45.6	45.2	43.5	44.2
WILLFUL HOMICIDE	00300	84.0	77.5	75.4	78.3	79.4	73.2	75.2	75.3	73.6	73.5
FORCIBLE RAPE	00305	53.9	50.0	43.4	44.6	45.6	42.1	44.5	45.7	44.7	46.8
ROBBERY	00310	30.3	28.4	28.3	28.5	28.6	28.7	29.2	29.5	27.7	28.1
AGGRAVATED ASSAULT	00320	63.0	63.1	69.7	63.0	62.3	59.1	59.1	59.0	56.2	56.0
CRIMES AGAINST PROPERTY	00325	19.9	18.4	N/A	N/A	N/A	N/A	16.7	N/A	N/A	N/A
BURGLARY	00340	20.1	18.8	16.6	17.0	17.2	16.7	18.7	18.4	17.3	16.5
THEFT (\$200 AND OVER)	00350	18.2	16.9	N/A	N/A	N/A	N/A	9.0	N/A	N/A	N/A
MOTOR VEHICLE THEFT	00360	20.3	18.1	14.5	13.3	13.7	13.4	15.7	16.8	16.6	16.6

DEPARTMENT OF JUSTICE
BUREAU OF CRIMINAL STATISTICS
DIVISION OF LAW ENFORCEMENT
CRIMINAL JUSTICE PROFILE

STATEWIDE ADULT FELONY ARRESTS REPORTED

LINE ITEM	LINE ITEM	1967	1968	1969	1970	1971	1972	1973	1974	1975	1976
TOTAL ADULT FEL ARRESTS RPTD	00370	138,488	168,789	198,529	214,936	229,476	240,231	239,395	267,904	265,816	224,532
CRIMES AGAINST PERSONS	00380	30,908	36,180	40,175	40,013	43,320	45,689	45,518	51,108	54,377	53,430
HOMICIDE	00390	1,065	1,376	1,492	1,530	1,809	1,995	1,776	2,175	2,213	2,227
FORCIBLE RAPE	00395	1,696	1,874	2,427	2,286	2,544	2,795	2,564	2,705	3,054	3,000
ROBBERY	00410	11,561	13,687	13,508	12,932	14,080	13,904	13,698	14,888	16,005	15,506
ASSAULT	00420	16,048	18,491	21,811	22,340	23,918	25,894	26,540	30,310	31,865	31,511
KIDNAPPING	00440	538	752	937	925	969	1,101	940	1,030	1,240	1,186
CRIMES AGAINST PROPERTY	00450	60,483	68,014	72,366	73,518	81,805	78,485	76,353	87,582	94,565	94,108
BURGLARY	00460	27,717	30,851	31,051	33,095	36,522	35,263	34,721	38,962	42,903	41,668
THEFT	00470	10,384	11,120	13,151	14,660	17,073	17,491	18,385	23,519	26,073	26,984
MOTOR VEHICLE THEFT	00480	12,538	15,362	17,215	16,626	16,791	14,809	13,174	14,719	14,581	15,509
FORGERY, CHECKS, CRED CRDS	00490	9,844	10,681	10,949	11,137	11,419	10,922	9,873	10,382	11,008	9,947
DRUG LAW VIOLATIONS	00500	33,360	42,274	69,389	81,455	84,384	95,251	96,733	105,771	92,569	80,747
MARIJUANA	00510	N/A	31,185	34,408	44,718	42,745	52,027	58,456	66,641	59,408	13,003
ALL OTHER	00520	N/A	18,089	34,981	36,937	41,639	43,224	38,277	39,130	33,161	37,744
SEX LAW VIOLATIONS	00540	3,965	3,345	3,354	3,651	3,739	3,270	3,630	3,657	3,795	3,033
UNLAWFUL SEX/INTERCOURSE	00550	848	946	979	848	569	486	466	395	475	336
LEWD AND LASCIVIOUS	00560	1,752	1,784	1,557	1,368	1,463	1,462	1,354	1,486	1,581	1,430
ALL OTHER	00585	1,365	615	818	1,435	1,707	1,322	1,810	1,776	1,739	1,267
ALL OTHER	00590	9,772	11,976	13,245	13,999	16,228	17,536	17,161	19,786	20,510	23,214
WEAPONS	00600	2,021	2,687	3,314	3,645	4,170	4,429	5,047	6,359	6,463	6,627
DRUNK DRIVING	00610	1,738	2,613	3,190	3,189	3,286	3,586	3,751	3,471	3,621	3,900
HIT AND RUN	00620	740	434	438	427	461	928	865	1,049	1,054	1,026
ESCAPE	00640	797	894	980	1,063	1,396	1,392	905	897	869	974
BOOKMAKING	00650	1,586	1,523	1,764	1,668	2,096	1,833	1,731	1,691	1,702	1,690
ARSON	00655	469	575	563	778	628	818	732	770	985	865
ALL OTHER	00660	2,449	3,250	2,996	3,299	4,191	4,550	4,130	5,549	5,816	8,132
TOTAL ARREST RATE PER 100,000	00680	711.0	863.2	999.8	1074.0	1132.4	1170.5	1154.2	1279.8	1259.0	1043.4
CRIMES AGAINST PERSONS	00690	158.7	185.0	202.3	200.0	213.8	222.6	219.5	244.2	237.6	248.3
CRIMES AGAINST PROPERTY	00700	310.5	347.8	364.5	377.5	403.7	382.4	368.1	418.4	447.9	437.3
DRUG LAW VIOLATIONS	00710	171.3	252.0	349.5	408.2	416.4	464.1	466.4	505.3	438.4	235.8
SEX LAW VIOLATIONS	00715	20.4	17.1	16.9	18.3	18.5	15.9	17.5	17.5	18.0	14.1
ALL OTHER	00720	50.2	61.2	66.7	70.0	80.1	85.4	82.7	94.5	97.1	107.9
TOTAL POLICE DISPOSITIONS	00740	138,488	168,789	198,529	214,836	229,476	240,231	239,395	267,904	265,816	224,532
TO OTHER JURISDICTION	00750	7,405	8,350	10,213	9,901	10,245	8,368	6,372	11,652	9,829	8,942
TOTAL LESS OTHER JURIS	00760	131,083	160,439	188,316	204,935	219,231	231,863	233,023	256,252	255,987	215,590
RELEASED POLICE LEVEL	00770	35,498	44,710	49,349	46,245	47,238	46,121	47,341	44,503	42,753	38,313
TOTAL COMPLAINTS FILED	00780	95,585	115,729	139,267	158,690	171,993	185,742	185,682	211,749	213,237	177,277
MISDEMEANOR	00790	23,944	25,285	27,317	29,644	33,827	N/A	N/A	70,185	70,220	55,407
FELONY	00800	71,641	90,444	111,950	129,046	138,166	N/A	N/A	141,564	143,017	121,870
PERCENT	00810	100.0	100.0	100.0	100.0	100.0	100.0	100.0	100.0	100.0	100.0
RELEASED POLICE LEVEL	00820	27.1	27.9	26.0	22.6	21.6	19.9	20.3	17.4	16.7	17.8
TOTAL COMPLAINTS FILED	00830	72.9	72.1	74.0	77.4	78.4	80.1	79.7	82.6	83.3	82.2
MISDEMEANOR	00840	18.3	15.8	14.5	14.5	15.4	N/A	N/A	27.4	27.4	25.7
FELONY	00850	54.6	56.3	59.5	62.9	63.0	N/A	N/A	55.2	55.9	56.5
MALES	00860	122,485	148,363	173,341	187,030	199,493	209,028	208,918	232,289	230,061	192,632
FEMALES	00870	16,003	20,426	25,188	27,906	29,983	31,203	30,477	35,615	35,755	31,900

DEPARTMENT OF JUSTICE
BUREAU OF CRIMINAL STATISTICS
DIVISION OF LAW ENFORCEMENT
CRIMINAL JUSTICE PROFILE

STATEWIDE ADULT MISDEMEANOR ARRESTS REPORTED

LINE ITEM	LINE ITEM	1967	1968	1969	1970	1971	1972	1973	1974	1975	1976
TOTAL ADULT MISD ARRESTS RPTD	00880	656,346	634,817	707,305	742,301	738,549	746,975	781,222	812,067	803,091	869,466
ASSAULT AND BATTERY	00890	16,598	17,028	19,134	20,311	21,500	24,834	24,321	27,795	31,215	33,648
PETTY THEFT	00900	28,704	29,303	32,636	40,554	45,267	44,888	45,118	51,394	58,751	60,150
CHECKS AND CREDIT CARDS	00905	N/A	N/A	N/A	N/A	N/A	N/A	1,973	1,955	1,527	1,689
DRUG LAW VIOLATIONS	00910	5,886	15,517	16,827	17,850	18,377	17,889	20,803	24,209	25,821	56,588
INDECENT EXPOSURE	00915	N/A	1,872	2,823	2,445	2,153	2,135	1,937	1,884	1,781	1,831
ANNOYING CHILDREN	00920	N/A	426	526	465	669	888	778	561	648	1,107
OBSCENE MATTER	00925	N/A	656	997	1,408	1,322	1,282	848	685	255	206
LEWD CONDUCT	00930	N/A	N/A	N/A	N/A	N/A	N/A	4,156	3,585	3,751	4,930
PROSTITUTION	00935	N/A	6,390	6,334	6,618	7,301	7,546	9,122	8,304	8,707	11,082
DRUNK	00945	273,070	236,828	258,151	245,343	233,551	211,252	202,976	206,658	209,251	212,708
DISORDERLY CONDUCT	00950	N/A	7,326	9,568	9,534	8,176	9,596	9,395	9,453	8,455	7,956
DISTURBING THE PEACE	00955	N/A	16,774	18,890	17,383	17,424	16,819	15,326	14,645	11,751	10,996
DRUNK DRIVING	00960	88,433	140,396	165,396	194,812	192,012	220,279	272,028	268,244	252,120	257,846
HIT AND RUN	00965	N/A	2,246	1,715	2,044	2,204	2,554	2,882	3,018	2,800	3,670
TRAFFIC - CUSTODY	00970	108,939	88,560	92,233	94,476	103,592	52,860	93,502	112,277	114,249	116,711
GAMBLING	00975	6,269	1,896	2,856	5,341	5,285	5,623	4,843	4,951	5,090	4,797
NONSUPPORT	00980	N/A	5,342	5,625	5,082	5,398	5,002	3,657	2,479	2,222	1,615
ALL OTHER *2	00990	128,447	64,257	73,594	78,435	74,318	123,528	67,557	69,970	64,697	81,936
TOTAL POLICE DISPOSITIONS TO OTHER JURISDICTION	01000 01010	656,346 N/A	634,817 9,859	707,305 25,713	742,301 28,747	738,549 29,982	746,975 26,026	781,222 28,293	812,067 33,819	803,091 10,308	869,466 14,109
TOTAL LESS OTHER JURIS RELEASED POLICE LEVEL	01020 01030	N/A N/A	624,958 37,116	681,592 34,333	713,554 36,095	708,567 53,937	720,949 55,497	752,929 67,084	778,248 76,569	792,783 75,643	855,357 85,308
MISD COMPLAINTS FILED PERCENT	01040 01045	N/A N/A	587,842 100.0	647,259 100.0	677,459 100.0	654,630 100.0	665,452 100.0	685,845 100.0	701,679 100.0	717,140 100.0	770,049 100.0
RELEASED POLICE LEVEL MISD COMPLAINTS FILED	01046 01047	N/A N/A	5.9 94.1	5.0 95.0	5.1 94.9	7.6 92.4	7.7 92.3	8.9 91.1	9.8 90.2	9.5 90.5	10.0 90.0
MALES	01050	592,382	572,234	636,797	666,091	660,250	669,190	702,575	717,543	702,858	759,772
FEMALES	01060	63,964	62,583	70,508	76,210	78,299	77,785	78,647	94,524	100,233	109,694

DEPARTMENT OF JUSTICE
BUREAU OF CRIMINAL STATISTICS
DIVISION OF LAW ENFORCEMENT
CRIMINAL JUSTICE PROFILE

STATEWIDE JUVENILE ARRESTS REPORTED

LINE ITEM	LINE ITEM	1967	1968	1969	1970	1971	1972	1973	1974	1975	1976
TOTAL JUVENILE ARRESTS RPTD	01070	323,427	366,451	394,118	382,935	379,454	353,232	362,617	408,131	370,950	353,752
FELONY LEVEL	01080	N/A	N/A	N/A	N/A	N/A	N/A	118,629	134,517	127,842	103,003
CRIMES AGAINST PERSONS	01085	6,266	7,869	8,883	9,447	11,119	13,610	15,249	17,030	17,742	16,398
HOMICIDE	01090	131	211	204	182	235	321	280	366	348	327
FORCIBLE RAPE	01095	375	408	508	455	501	644	742	758	664	547
ROBBERY	01100	2,553	3,811	4,289	4,436	5,137	6,271	7,048	7,605	7,981	6,588
ASSAULT	01110	3,209	3,439	3,882	4,374	5,246	6,374	7,179	8,301	8,749	8,936
CRIMES AGAINST PROPERTY	01115	N/A	N/A	N/A	N/A	N/A	N/A	60,999	70,629	72,871	69,444
BURGLARY	01116	28,022	32,494	34,058	33,440	35,842	36,085	39,888	46,077	47,866	43,887
THEFT	01117	2,302	2,910	3,274	3,641	4,692	5,343	5,985	8,417	10,586	10,922
MOOTOR VEHICLE THEFT	01130	14,242	16,731	17,875	17,009	16,764	15,861	14,318	13,296	13,498	13,825
FORGERY,CHECKS,CRED CRDS	01135	N/A	N/A	N/A	N/A	N/A	N/A	808	839	921	810
DRUG LAW VIOLATIONS *3	01150	13,911	29,947	36,955	36,659	34,800	32,448	35,072	38,125	29,507	9,893
MARIJUANA *3	01154	N/A	16,754	17,052	20,162	18,454	21,034	29,654	32,956	26,349	6,281
ALL OTHER *3	01155	N/A	13,193	19,903	16,497	16,346	11,414	5,418	5,169	3,158	3,614
ALL OTHER	01156	N/A	N/A	N/A	N/A	N/A	N/A	7,309	8,733	7,722	7,266
MISDEMEANOR LEVEL	01157	N/A	N/A	N/A	N/A	N/A	N/A	140,931	165,716	136,971	169,987
ASSAULT AND BATTERY	01158	N/A	N/A	N/A	N/A	N/A	N/A	10,199	12,071	13,099	13,488
PETTY THEFT	01159	N/A	N/A	N/A	N/A	N/A	N/A	50,917	63,715	62,007	56,578
CHECKS AND CREDIT CARDS	01160	N/A	N/A	N/A	N/A	N/A	N/A	81	82	34	47
DRUG LAW VIOLATIONS	01161	N/A	N/A	N/A	N/A	N/A	N/A	6,606	8,163	7,443	19,923
WEAPONS	01162	N/A	N/A	N/A	N/A	N/A	N/A	2,403	2,554	1,764	1,802
DRUNK DRIVING	01163	N/A	N/A	N/A	N/A	N/A	N/A	1,924	3,737	4,213	4,749
DRUNK	01164	N/A	N/A	N/A	N/A	N/A	N/A	7,701	8,875	9,291	10,644
DISTURBING THE PEACE	01165	N/A	N/A	N/A	N/A	N/A	N/A	9,994	10,718	7,587	6,626
GLUE SNIFFING	01166	N/A	N/A	N/A	N/A	N/A	N/A	2,554	2,052	2,319	2,170
MALICIOUS MISCHIEF	01167	N/A	N/A	N/A	N/A	N/A	N/A	15,846	17,650	16,017	15,036
LIQUOR LAW VIOLATIONS	01168	N/A	N/A	N/A	N/A	N/A	N/A	9,778	10,954	10,139	12,269
ALL OTHER	01169	N/A	N/A	N/A	N/A	N/A	N/A	22,928	23,145	23,058	26,638
DELINQUENT TENDENCIES	01170	N/A	N/A	N/A	N/A	N/A	N/A	103,057	107,898	86,137	80,762
TOTAL ARREST RATE PER 100,000	01171	1660.5	1874.0	1984.9	1914.4	1872.5	1721.1	1748.3	1949.7	1757.0	1643.8
FELONY LEVEL	01172	N/A	N/A	N/A	N/A	N/A	N/A	572.0	642.6	603.5	478.6
CRIMES AGAINST PERSONS	01173	32.2	40.2	44.7	47.2	54.9	66.3	73.5	81.4	84.0	76.2
CRIMES AGAINST PROPERTY	01174	N/A	N/A	N/A	N/A	N/A	N/A	294.1	337.4	345.1	322.7
DRUG LAW VIOLATIONS *3	01175	71.4	153.2	186.1	183.3	171.7	158.1	169.1	182.1	139.6	46.0
ALL OTHER	01176	N/A	N/A	N/A	N/A	N/A	N/A	35.2	41.7	36.6	33.8
MISDEMEANOR LEVEL	01177	N/A	N/A	N/A	N/A	N/A	N/A	679.5	791.6	743.5	789.9
DELINQUENT TENDENCIES	01178	N/A	N/A	N/A	N/A	N/A	N/A	496.9	515.4	408.0	375.3
PERCENT	01180	N/A	N/A	N/A	N/A	N/A	N/A	100.0	100.0	100.0	100.0
FELONY LEVEL	01190	N/A	N/A	N/A	N/A	N/A	N/A	32.7	33.0	34.5	29.1
MISDEMEANOR LEVEL	01200	N/A	N/A	N/A	N/A	N/A	N/A	38.9	40.6	42.3	48.1
DELINQUENT TENDENCIES	01210	N/A	N/A	N/A	N/A	N/A	N/A	28.4	26.4	23.2	22.8
TOTAL POLICE DISPOSITIONS	01220	323,427	366,451	394,118	382,935	379,494	353,232	362,617	408,131	370,950	353,752
TO OTHER JURISDICTION	01225	14,721	14,475	14,118	13,595	14,652	12,435	12,145	13,108	9,396	7,517
TOTAL LESS OTHER JURIS HANDLED WITHIN DEPARTMENT	01226	308,706	351,976	380,000	369,340	364,802	340,797	350,472	395,023	361,554	346,235
TO JUV CRT OR PROBATION	01230	147,413	157,118	166,941	155,073	152,476	142,814	145,155	160,114	144,297	136,478
	01250	161,293	194,858	219,059	214,267	212,326	197,983	205,317	234,909	217,257	209,757
MALES	01255	251,225	283,255	297,235	285,193	282,429	262,933	272,958	309,456	283,124	269,998
FEMALES	01256	72,202	83,196	96,883	97,742	97,025	90,299	89,659	98,675	87,826	83,754

DEPARTMENT OF JUSTICE
BUREAU OF CRIMINAL STATISTICS
DIVISION OF LAW ENFORCEMENT
CRIMINAL JUSTICE PROFILE

STATEWIDE JUVENILE PROBATION

LINE ITEM	LINE ITEM	1967	1968	1969	1970	1971	1972	1973	1974	1975	1976
DISPOS INITIAL REFERRALS	01260	122,782	141,061	158,335	158,944	168,690	160,904	164,436	178,332	N/A	161,170
CLOSED	01270	62,325	72,113	77,935	84,343	93,591	90,806	89,889	98,657	N/A	89,937
INFORMAL PROBATION	01280	16,675	19,260	22,422	21,564	21,794	22,344	23,868	25,951	N/A	22,252
PETITIONS FILED	01290	43,782	49,688	57,978	53,037	53,305	47,754	50,679	53,724	N/A	48,981
PERCENT PETITIONS FILED	01300	35.7	35.2	36.6	33.4	31.6	29.7	30.8	30.1	N/A	30.4
DISPOS INITIAL PETITIONS	01310	44,214	50,908	60,358	56,569	56,078	51,695	53,385	57,420	N/A	52,795
DISMISSED, TRANSFERRED, REMAND	01320	9,775	13,382	16,690	17,067	17,308	16,356	18,263	19,562	N/A	18,864
YOUTH AUTHORITY	01330	376	491	417	379	253	262	302	337	N/A	328
PLACED ON PROBATION	01340	33,843	37,035	43,251	39,123	38,517	35,077	34,820	37,521	N/A	33,603
NON-WARD	01350	5,552	6,500	7,800	6,965	7,068	6,170	5,545	6,517	N/A	4,282
FORMAL	01360	28,311	30,535	35,451	32,158	31,449	28,907	29,275	31,004	N/A	27,321
PERCENT PROBATION	01370	76.6	72.7	71.7	69.2	68.7	67.9	65.2	65.3	N/A	63.6
SUBSEQUENT PETITIONS FILED	01380	N/A	N/A	N/A	N/A	N/A	27,422	26,217	27,907	N/A	32,049
REMOVALS *5	01385	N/A	N/A	N/A	N/A	N/A	61,934	56,058	57,550	N/A	55,344
TERMINATED	01390	58,703	59,576	N/A	N/A	N/A	56,454	50,532	51,787	N/A	50,297
VIOLATED	01395	N/A	N/A	N/A	N/A	N/A	5,480	5,526	5,763	N/A	5,047
ACTIVE CASELOAD DEC 31 *4	01430	52,117	59,216	N/A	63,395	62,263	58,156	59,997	63,599	N/A	55,859
INFORMAL	01450	N/A	N/A	N/A	10,414	11,610	10,189	11,861	13,825	N/A	10,461
NON-WARD	01460	N/A	N/A	N/A	3,423	3,272	2,861	2,847	2,901	N/A	2,540
FORMAL	01470	N/A	N/A	N/A	49,558	47,381	45,106	45,289	46,873	N/A	42,838

10

DEPARTMENT OF JUSTICE
BUREAU OF CRIMINAL STATISTICS
DIVISION OF LAW ENFORCEMENT
CRIMINAL JUSTICE PROFILE

STATEWIDE DISPOSITIONS OF ADULT FELONY ARRESTS

LINE ITEM	LINE ITEM	1967	1968	1969	1970	1971	1972	1973	1974	1975	1976
DISPOSITION OF FELONY ARRESTS	02290	131,083	160,439	188,316	204,935	219,231	231,863	233,023	256,252	255,987	215,590
PERCENT DISTRIBUTION	02300	100.0	100.0	100.0	100.0	100.0	100.0	100.0	100.0	100.0	100.0
RELEASED POLICE LEVEL	02310	27.1	27.9	26.0	22.6	21.6	19.9	20.3	17.4	16.7	17.8
TOTAL COMPLAINTS FILED	02320	72.9	72.1	74.0	77.4	78.4	80.1	79.7	82.6	83.3	82.2
MISDEMEANOR	02330	18.3	15.8	14.5	14.5	15.4	N/A	N/A	27.4	27.4	25.7
FELONY	02340	54.6	56.3	59.5	62.9	63.0	N/A	N/A	55.2	55.9	56.5
LOWER COURT DISPOSITIONS	02350	15,844	19,618	29,282	37,954	48,324	50,493	35,696	N/A	N/A	N/A
PERCENT DISTRIBUTION	02360	100.0	100.0	100.0	100.0	100.0	100.0	100.0	N/A	N/A	N/A
DISMISSED	02370	54.6	49.3	49.8	42.4	37.8	37.1	42.4	N/A	N/A	N/A
PROSECUTED	02380	45.4	50.7	50.2	57.6	62.2	62.9	57.6	N/A	N/A	N/A
MISDEMEANOR	02390	45.4	50.7	47.0	18.7	16.2	16.9	18.4	N/A	N/A	N/A
MISD PER SECTION 17 PC	02400			3.2	38.9	46.0	46.0	39.2	N/A	N/A	N/A
DRUG DIVERSION	02405							1,163	855	N/A	N/A
SUPERIOR COURT DISPOSITIONS	02410	41,027	47,277	59,497	59,257	65,236	56,586	49,827	44,263	42,878	39,322
PERCENT DISTRIBUTION	02420	100.0	100.0	100.0	100.0	100.0	100.0	100.0	100.0	100.0	100.0
NOT CONVICTED	02430	15.4	14.4	15.0	15.7	14.1	13.4	14.4	14.1	17.4	14.7
DISMISSED	02440	7.5	8.0	8.6	8.9	8.2	8.4	9.2	10.4	14.1	11.8
ACQUITTED	02450	7.9	6.4	6.4	6.8	5.9	5.0	5.2	3.7	3.3	2.9
CONVICTED	02460	84.6	85.6	85.0	84.3	85.9	86.6	85.6	85.9	82.6	85.3
ORIGINAL PLEA OF GUILTY	02470	27.7	25.5	25.3	20.0	23.6	22.3	18.5	19.4	20.1	22.1
CHANGE PLEA TO GUILTY	02480	32.2	34.0	37.7	40.9	44.5	49.2	53.7	55.5	51.9	52.3
TRIED	02490	24.7	26.1	22.0	23.4	17.8	15.1	13.4	11.0	10.6	10.9
TOTAL TRIED	02500	32.6	32.5	28.4	30.2	23.7	20.1	18.6	14.7	13.9	13.9
BY JURY	02510	7.5	6.0	5.5	6.2	5.7	6.7	8.4	9.1	8.1	8.9
BY COURT	02520	6.7	5.4	4.7	5.6	3.9	3.2	3.6	3.8	3.6	3.4
BY TRANSCRIPT	02530	18.4	21.1	18.2	18.4	14.1	10.2	6.6	1.9	2.1	1.6
SUPERIOR COURT CONVICTIONS	02540	34,683	40,477	50,568	49,950	56,018	49,024	42,672	38,007	35,418	33,538
PERCENT DISTRIBUTION LEVEL	02550	100.0	100.0	100.0	100.0	100.0	100.0	100.0	100.0	100.0	100.0
FELONY LEVEL	02560	63.9	59.6	54.7	56.4	58.6	67.4	75.0	80.4	80.1	80.3
MISDEMEANOR LEVEL	02570	36.1	40.4	45.3	43.6	41.4	32.6	25.0	19.6	19.9	19.7
PERCENT DISTRIBUTION SENTENCED	02580	100.0	100.0	100.0	100.0	100.0	100.0	100.0	100.0	100.0	100.0
DEATH	02585	0.1	0.0	0.0	0.0	0.0	0.0	0.0	0.0	0.1	0.0
PRISON	02590	17.2	13.5	9.8	10.0	9.6	11.5	13.7	14.8	14.6	17.8
YOUTH AUTHORITY	02600	5.7	5.1	4.3	3.7	3.5	3.1	3.5	4.1	4.4	5.1
PROBATION	02610	32.0	33.4	38.5	38.5	38.8	35.9	32.1	22.5	21.8	17.0
PROBATION AND JAIL	02620	26.7	28.5	27.1	29.2	31.6	35.3	38.0	46.7	49.1	49.5
JAIL	02635	12.5	13.1	13.9	12.2	10.3	8.3	6.7	5.6	5.4	5.3
FINE	02636	1.6	2.3	2.2	2.0	1.3	0.9	0.5	0.6	0.4	0.6
CRC	02640	3.4	3.4	3.7	3.8	4.2	4.2	4.7	5.0	3.5	4.0
MDSO	02650	0.8	0.7	0.5	0.5	0.6	0.7	0.8	0.8	0.7	0.6
OTHER	02655										0.1

12

DEPARTMENT OF JUSTICE
BUREAU OF CRIMINAL STATISTICS
DIVISION OF LAW ENFORCEMENT
CRIMINAL JUSTICE PROFILE

STATEWIDE CRIM JUS EXPENDITURES-FISCAL YEAR *6

LINE ITEM	LINE ITEM	1967	1968	1969	1970	1971	1972	1973	1974	1975	1976
TOTAL EXPENDITURES	02660	N/A	N/A	977,673	1,133,461	1,295,856	1,429,104	1,612,367	1,829,882	2,112,394	2,312,846
LAW ENFORCEMENT	02665	N/A	N/A	531,381	618,773	716,728	797,950	908,064	1,023,344	1,168,356	1,298,359
CALIF HIGHWAY PATROL	02666	N/A	76,270	96,816	110,875	121,933	126,520	138,706	153,377	170,831	186,423
POLICE DEPARTMENTS	02670	N/A	274,621	317,548	368,698	428,057	480,146	534,373	602,521	699,830	775,264
SHERIFF'S OFFICES	02680	N/A	98,033	115,738	137,332	164,300	188,445	231,089	262,881	291,839	330,775
CALIF STATE POLICE	02685	N/A	N/A	1,279	1,868	2,437	2,839	2,896	4,566	5,806	5,897
PROSECUTION	02690	N/A	24,618	28,838	35,724	42,655	49,547	58,073	67,162	76,426	93,387
PUBLIC DEFENSE	02700	N/A	6,847	9,387	13,826	17,753	21,786	25,238	29,555	34,528	37,018
COURTS	02705	N/A	59,075	68,057	76,233	86,899	98,285	109,165	124,562	146,843	149,566
SUPERIOR	02710	N/A	22,834	26,149	29,568	34,042	38,805	43,224	49,973	59,438	57,338
MUNICIPAL	02720	N/A	30,529	35,721	39,935	45,326	51,574	57,283	65,108	76,996	81,856
JUSTICE	02730	N/A	5,712	6,188	6,730	7,531	7,906	8,659	9,481	10,409	10,372
COURT RELATED	02735	N/A	30,045	33,306	38,017	43,119	46,876	51,163	55,936	63,764	67,425
CONSTABLES AND MARSHALS	02740	N/A	10,818	11,704	13,678	15,801	17,205	18,661	20,792	23,322	21,481
CRT REPORTERS, TRANSCRIPTS	02750	N/A	499	578	590	676	727	892	882	898	931
COUNTY CLERKS	02760	N/A	14,158	16,267	18,695	21,101	22,732	24,755	27,266	31,736	35,938
GRAND JURY	02770	N/A	892	783	940	1,149	1,131	1,398	1,593	1,774	1,969
LAW LIBRARY	02780	N/A	91	100	100	96	97	108	110	116	124
ALL OTHER *7	02790	N/A	3,588	3,874	4,084	4,296	4,984	5,349	5,294	5,918	6,982
CORRECTIONS	02795	N/A	270,122	306,703	350,919	388,703	414,661	460,664	529,324	622,477	667,091
JAILS AND REHABILITATION	02800	N/A	45,274	51,984	58,366	67,880	76,289	82,601	92,393	102,766	100,644
PROBATION DEPARTMENTS	02810	N/A	81,261	95,437	114,616	130,678	140,957	156,043	182,719	221,161	237,280
DEPARTMENT OF CORRECTIONS	02815	N/A	95,822	104,798	113,981	118,060	123,230	140,014	167,148	198,773	218,703
CALIF YOUTH AUTHORITY	02816	N/A	47,765	54,483	63,946	72,085	74,185	82,007	87,065	99,777	110,464

DEPARTMENT OF JUSTICE
BUREAU OF CRIMINAL STATISTICS
DIVISION OF LAW ENFORCEMENT
CRIMINAL JUSTICE PROFILE

STATEWIDE AUTHORIZED FULL-TIME PERSONNEL *8

LINE ITEM	LINE ITEM	1967	1968	1969	1970	1971	1972	1973	1974	1975	1976
TOTAL AUTH FULL-TIME PERSONNEL	02820	N/A	N/A	N/A	N/A	N/A	N/A	N/A	90,661	94,720	97,060
LAW ENFORCEMENT	02830	N/A	N/A	N/A	N/A	N/A	N/A	N/A	62,020	64,177	64,627
POLICE DEPARTMENTS	02840	N/A	28,078	29,468	31,173	32,321	32,866	33,477	34,811	36,246	36,030
SWORN	02850	N/A	22,668	23,583	24,389	25,123	25,480	25,979	26,597	27,047	26,976
CIVILIAN	02860	N/A	5,410	5,885	6,784	7,198	7,386	7,498	8,214	9,199	9,054
SHERIFF'S OFFICES	02870	N/A	13,116	14,289	15,950	17,215	17,461	18,173	18,961	19,915	20,253
SWORN	02880	N/A	9,772	10,841	12,252	12,993	13,218	13,570	14,132	14,763	14,790
CIVILIAN	02890	N/A	3,344	3,448	3,698	4,222	4,243	4,603	4,829	5,152	5,463
CALIFORNIA HIGHWAY PATROL	02900	N/A	6,546	7,057	7,858	7,215	7,267	7,565	7,484	7,243	7,579
SWORN	02910	N/A	4,828	5,424	5,674	5,513	5,464	5,695	5,555	5,398	4,907
CIVILIAN	02920	N/A	1,718	1,633	2,184	1,702	1,803	1,870	1,929	1,845	2,672
UNIVERSITY OF CALIF POLICE	02930	N/A	214	290	339	348	354	386	372	383	371
SWORN	02940	N/A	187	257	300	301	298	294	281	294	278
CIVILIAN	02950	N/A	27	33	39	47	56	92	91	89	93
BAY AREA RAPID TRANSIT	02960						80	96	98	88	92
SWORN	02970						63	80	82	70	74
CIVILIAN	02980						17	16	16	18	18
CALIFORNIA STATE POLICE	02982	N/A	N/A	N/A	N/A	N/A	N/A	N/A	294	302	302
SWORN	02983	N/A	N/A	N/A	N/A	N/A	N/A	N/A	278	279	275
CIVILIAN	02984	N/A	N/A	N/A	N/A	N/A	N/A	N/A	16	23	27
PROSECUTION *9	02990	N/A	N/A	2,786	2,586	3,227	3,406	4,416	4,329	4,852	6,164
ATTORNEYS	03010	N/A	N/A	1,074	993	1,315	1,380	1,488	1,671	1,728	1,830
INVESTIGATORS	03020	N/A	N/A	514	427	568	608	726	655	709	1,282
CLERICAL	03030	N/A	N/A	1,166	1,012	1,244	1,303	1,873	1,649	1,880	2,509
ALL OTHER	03040	N/A	N/A	32	84	100	115	329	354	535	543
PUBLIC DEFENSE *10	03050	N/A	N/A	914	929	1,120	1,236	1,385	1,559	1,574	1,681
ATTORNEYS	03070	N/A	N/A	604	619	745	816	883	978	998	1,067
INVESTIGATORS	03080	N/A	N/A	103	108	125	135	158	171	180	199
CLERICAL	03090	N/A	N/A	194	193	241	266	321	362	358	382
ALL OTHER	03100	N/A	N/A	13	9	9	19	23	48	38	33
COURTS	03110	N/A	1,038	1,084	1,105	1,160	1,186	1,213	1,215	1,266	1,278
SUPERIOR	03120	N/A	462	487	503	534	564	573	573	601	619
JUDGESHIP	03130	N/A	394	408	416	443	471	477	478	503	521
AUXILIARY	03140	N/A	68	79	87	91	93	96	95	98	98
MUNICIPAL	03150	N/A	318	346	358	384	392	414	428	458	483
JUDGESHIP	03160	N/A	305	326	337	356	365	376	384	406	426
AUXILIARY	03170	N/A	13	20	21	28	27	38	44	52	57
JUSTICE - JUDGESHIP	03180	N/A	258	251	244	242	230	226	214	207	176
CORRECTIONS	03190	N/A	16,138	16,965	18,027	19,176	19,748	20,222	21,538	22,851	23,310
PROBATION DEPARTMENTS	03200	N/A	6,291	6,749	7,727	8,545	8,791	9,172	9,826	10,479	10,986
PROBATION OFFICERS	03210	N/A	4,188	4,672	5,353	5,865	6,147	6,356	6,598	7,455	8,046
ALL OTHER	03220	N/A	2,103	2,077	2,374	2,680	2,644	2,816	3,228	3,024	2,940
DEPARTMENT OF CORRECTIONS	03221	N/A	6,531	6,876	6,856	7,042	7,430	7,387	7,960	8,360	8,285
CALIFORNIA YOUTH AUTHORITY	03226	N/A	3,316	3,340	3,444	3,589	3,527	3,663	3,752	4,012	4,039

14

DEPARTMENT OF JUSTICE
BUREAU OF CRIMINAL STATISTICS
DIVISION OF LAW ENFORCEMENT
CRIMINAL JUSTICE PROFILE

STATEWIDE PERSONS UNDER LOCAL SUPERVISION *11

LINE ITEM	LINE ITEM	1967	1968	1969	1970	1971	1972	1973	1974	1975	1976
TOTAL PERSONS UNDER LOCAL SUP	03230	166,290	185,913	N/A	214,921	227,279	234,188	241,482	N/A	N/A	N/A
ADULTS	03240	107,488	119,590	192,711	146,059	159,707	170,138	174,653	184,104	178,132	180,443
COUNTY JAILS	03250	14,086	16,338	18,032	18,844	17,889	18,228	16,410	18,853	19,233	21,941
SENTENCED	03260	6,305	6,903	7,117	7,467	6,123	7,649	5,492	8,269	8,071	9,376
NOT SENTENCED	03270	7,781	9,435	10,915	11,377	11,766	10,579	10,918	10,584	11,162	12,565
CITY JAILS	03280	2,168	2,147	2,240	2,071	2,072	2,192	1,915	1,815	1,672	1,265
SENTENCED	03290	493	461	425	332	303	392	279	147	261	130
NOT SENTENCED	03300	1,675	1,686	1,815	1,739	1,769	1,800	1,636	1,668	1,411	1,135
COUNTY AND CITY CAMPS	03310	7,717	7,823	7,397	7,249	7,668	6,535	6,036	4,549	4,087	4,995
SENTENCED	03320	7,700	7,820	7,358	7,249	7,645	6,456	5,853	4,371	3,894	4,499
NOT SENTENCED	03330	17	3	39	23	23	79	183	178	193	496
ACTIVE ADULT PROB CASELOAD	03340	63,517	93,282	102,042	117,095	132,078	143,183	150,292	158,887	153,140	152,242
SUPERIOR COURT	03350	39,474	46,263	55,124	62,141	68,379	72,757	72,539	71,599	63,753	63,458
LOWER COURT	03360	44,043	47,019	46,918	54,954	63,699	70,426	77,753	87,288	89,387	88,784
JUVENILES	03370	58,802	66,323	N/A	69,862	67,572	64,050	66,829	N/A	N/A	N/A
HELD IN ADULT FACILITIES	03380	195	362	249	298	167	219	142	290	233	178
COUNTY JAILS	03390	71	215	127	214	75	111	48	151	82	45
SENTENCED	03400	1	33	31	75	4	1	9	119	22	11
NOT SENTENCED	03410	70	182	96	139	71	110	39	32	60	34
CITY JAILS	03420	120	139	122	81	87	104	88	136	97	129
SENTENCED	03430	10	7	6	6	1	8	1	1	1	10
NOT SENTENCED	03440	110	132	114	75	86	96	88	135	96	119
COUNTY AND CITY CAMPS	03450	4	8	3	3	5	4	6	3	54	4
SENTENCED	03460		8	3	3	5		1	1	47	1
NOT SENTENCED	03470	4					4	5	2	7	3
HELD IN JUV FACILITIES	03480	6,490	6,745	6,726	6,169	5,142	5,675	6,690	N/A	N/A	N/A
JUVENILE HALLS	03490	4,077	4,182	4,121	3,519	3,006	3,255	3,982	3,701	3,283	2,972
CAMPS, RANCHES, HOMES *12	03500	2,413	2,563	2,605	2,650	2,136	2,420	2,708	N/A	N/A	N/A
ACTIVE JUV PROB CASELOAD	03510	52,117	59,216	N/A	63,395	62,263	58,156	59,997	63,599	N/A	55,859
FORMAL	03520	N/A	N/A	N/A	49,558	47,381	45,106	45,289	46,873	N/A	42,838
NON-WARD	03530	N/A	N/A	N/A	3,423	3,272	2,861	2,847	2,901	N/A	2,540
INFORMAL	03540	N/A	N/A	N/A	10,414	11,610	10,189	11,861	13,825	N/A	10,481

CRIMINAL JUSTICE DATA FOOTNOTES


- ¹Rates on Seven Major Offenses per 100,000 and clearances are not computed where population is less than 100,000.
- ²Data for 1973 through 1976 are not comparable with prior years due to changes in offense groupings.
- ³Misdemeanor drug law violations were included in felony category prior to 1973.
- ⁴Caseload is a one day count taken on December 31 of each year.
- ⁵Removals exclude transfers from jurisdictions, deceased, sentences vacated, and appeals.
- ⁶Totals shown in thousands. Expenditures include salaries and employee benefits, services, and supplies. Building construction is not included. Expenditure and personnel data are not comparable with each other.
- ⁷Includes costs for Juvenile Justice Commission, Delinquency Prevention Commission, jurors, interpreters, examination of the insane, juvenile court referees, jury commissioners, and other court-related expenses.
- ⁸One day count of personnel taken June 30 with the exception of police departments, sheriffs' offices, California Highway Patrol, and University of California Police which was taken December 31 in 1970 through 1972 and October 31 in 1973 through 1976. Personnel and expenditure data are not comparable with each other.
- ⁹Incomplete reporting prior to 1973.
- ¹⁰Court appointed attorneys are not included.
- ¹¹Count for city and county camps and jails taken on the fourth Thursday of September each year. Count for active adult and juvenile probation caseload, juvenile halls, camps, ranches, homes, and schools calculated December 31 of each year.
- ¹²Resident population is by county of operation for years prior to 1974. Resident population is by county of wardship for 1974, 1975, and 1976.

Notes: Rates may not balance due to rounding.

Percents may not total 100.0 due to rounding.

Percent distributions are not calculated when the total number upon which those percents are based is less than 50. This does not apply to clearance rates on the Seven Major Offenses.

REFERENCE TABLES



SEVEN MAJOR OFFENSES REPORTED, 1976

Offense by County

County	Total	Willful homicide	Forcible rape	Robbery	Aggravated assault	Burglary	Theft (\$200 and over)	Motor vehicle theft
Total	907,898	2,214	9,552	59,132	72,609	465,758	160,564	138,069
Alameda	52,811	145	601	4,477	3,631	28,821	8,129	7,007
Alpine	137	0	1	0	4	43	87	2
Amador	451	0	1	0	6	343	72	29
Butte	3,635	10	49	62	301	2,106	812	295
Calaveras	635	1	0	3	68	378	134	51
Colusa	411	3	0	5	70	196	106	31
Contra Costa	22,370	51	168	1,120	1,761	12,577	4,276	2,417
Del Norte	424	3	2	11	60	188	95	65
El Dorado	2,769	5	22	75	98	1,691	624	254
Fresno	24,606	56	174	1,112	1,526	13,309	5,245	3,184
Glenn	411	1	6	8	26	250	83	37
Humboldt	3,142	6	30	67	253	1,789	622	375
Imperial	3,597	6	19	147	439	1,747	643	596
Inyo	369	0	4	7	34	198	100	26
Kern	15,128	50	136	679	1,017	8,445	2,984	1,817
Kings	1,988	3	19	68	184	1,189	357	168
Lake	876	4	9	8	149	444	212	50
Lassen	342	3	10	2	75	169	64	19
Los Angeles	341,105	968	4,053	28,094	33,573	159,143	53,610	61,664
Madera	1,578	7	16	76	226	796	288	169
Marin	6,237	16	45	167	225	3,450	1,420	914
Mariposa	46	0	0	0	7	17	7	15
Mendocino	1,543	9	19	24	115	938	261	177
Merced	3,217	9	32	113	250	1,878	603	332
Modoc	177	0	1	3	18	102	31	22
Mono	395	0	3	2	27	175	164	24
Monterey	8,267	33	95	394	474	4,370	2,150	751
Napa	2,299	7	8	39	236	1,384	420	205
Nevada	798	4	3	16	79	462	131	103
Orange	59,496	83	540	2,481	3,377	34,641	10,988	7,386
Placer	3,436	6	26	66	237	2,033	776	292
Plumas	596	0	2	2	118	349	86	39
Riverside	23,536	66	200	906	2,301	13,707	3,926	2,430
Sacramento	33,779	78	325	2,013	2,238	17,364	6,931	4,830
San Benito	637	1	2	20	139	330	109	36
San Bernardino	28,205	65	335	1,285	2,112	16,238	4,920	3,250
San Diego	57,132	102	515	3,310	3,425	30,526	9,442	9,812
San Francisco	55,080	130	620	6,640	3,409	22,119	11,921	10,241

SEVEN MAJOR OFFENSES REPORTED, 1976

Offense by County

County	Total	Willful homicide	Forcible rape	Robbery	Aggravated assault	Burglary	Theft (\$200 and over)	Motor vehicle theft
San Joaquin	13,201	39	105	744	812	7,133	2,552	1,816
San Luis Obispo	3,712	6	28	95	359	2,096	755	373
San Mateo	20,200	43	156	873	1,059	10,629	4,474	2,966
Santa Barbara	8,220	9	98	237	634	4,625	1,726	891
Santa Clara	39,878	65	503	1,749	2,211	23,404	5,636	6,310
Santa Cruz	6,298	8	72	177	535	3,521	1,338	647
Shasta	2,502	3	40	58	175	1,454	524	248
Sierra	130	1	1	1	17	72	35	3
Siskiyou	734	2	5	10	62	430	162	63
Solano	6,956	11	53	294	811	3,578	1,463	746
Sonoma	8,240	7	70	192	483	4,726	1,780	982
Stanislaus	8,342	18	91	301	706	4,594	1,569	1,063
Sutter	1,181	6	3	21	94	649	305	103
Tehama	745	0	6	12	75	382	198	72
Trinity	262	1	2	1	29	121	94	14
Tulare	7,974	23	49	258	846	4,641	1,452	705
Tuolumne	889	1	2	10	95	512	192	77
Ventura	11,748	25	144	426	798	6,616	2,397	1,342
Yolo	3,759	9	28	116	403	1,964	877	362
Yuba	1,266	6	5	55	117	706	206	171

ADULT FELONY ARRESTS REPORTED, 1976

Offense by County

County	Total	Homicide	Robbery	Assault	Burglary	Theft	Motor vehicle theft	Forgery, checks, credit cards	Sex law violations	Drug law violations	All other
Total	224,532	2,227	15,506	31,511	41,668	26,984	15,509	9,947	6,033	50,747	24,400
Alameda	12,066	109	872	1,693	2,076	1,927	775	536	375	2,572	1,131
Alpine	8	0	0	0	1	2	1	1	1	1	1
Amador	123	0	0	18	33	16	8	7	0	17	24
Butte	731	8	23	127	142	123	48	46	20	89	105
Calaveras	130	2	3	23	26	24	3	5	5	19	20
Colusa	83	0	1	27	7	3	15	2	4	18	6
Contra Costa	3,953	46	217	640	831	652	143	196	105	604	519
Del Norte	215	2	9	29	36	32	29	4	5	47	22
El Dorado	630	7	30	66	99	87	50	53	21	149	68
Fresno	4,993	76	393	764	1,175	770	367	262	106	669	411
Glenn	84	0	3	16	18	12	5	3	7	9	11
Humboldt	767	2	33	126	114	133	44	35	18	147	115
Imperial	1,368	11	64	218	249	223	125	47	41	218	172
Inyo	172	1	3	32	44	20	16	4	3	22	27
Kern	3,370	38	185	502	642	528	206	157	86	780	246
Kings	660	3	34	108	151	85	38	22	27	104	88
Lake	245	3	7	29	65	27	23	16	5	33	37
Lassen	126	1	4	28	19	13	8	5	8	17	23
Los Angeles	95,411	1,002	7,298	13,768	16,476	8,196	7,954	3,473	2,104	25,369	9,771
Madera	615	7	40	86	110	71	39	41	13	109	99
Marin	1,243	8	52	106	258	146	76	75	25	230	267
Mariposa	49	0	1	8	12	3	3	3	1	11	7
Mendocino	445	11	13	68	113	61	41	9	15	48	66
Merced	1,305	9	61	190	226	167	84	78	41	321	128
Modoc	63	0	3	5	23	5	4	3	2	11	7
Mono	92	1	5	6	25	15	12	8	1	7	12
Monterey	2,046	21	133	255	433	279	125	137	47	408	208
Napa	319	2	13	54	81	37	18	14	9	50	41
Nevada	249	6	23	32	43	39	25	17	5	29	30
Orange	14,470	99	734	1,628	2,951	1,788	841	780	367	3,926	1,356
Placer	679	6	33	108	113	131	45	42	29	94	78
Plumas	122	0	0	21	33	13	14	3	7	12	19
Riverside	4,975	69	299	744	907	808	301	200	123	921	603
Sacramento	7,179	105	509	1,141	1,251	764	305	474	295	939	1,396
San Benito	119	2	15	17	14	20	12	13	7	6	13
San Bernardino	6,816	93	372	967	1,394	858	469	231	256	1,294	882
San Diego	13,131	91	1,067	1,420	2,844	1,537	907	492	516	3,153	1,104
San Francisco	10,013	85	1,050	1,808	1,727	2,005	626	273	279	1,486	674

ADULT FELONY ARRESTS REPORTED, 1976

Offense by County

County	Total	Homicide	Robbery	Assault	Burglary	Theft	Motor vehicle theft	Forgery, checks, credit cards	Sex law violations	Drug law violations	All other
San Joaquin	2,892	24	224	369	560	483	157	227	76	406	366
San Luis Obispo	1,037	11	45	125	159	139	83	66	47	222	140
San Mateo	4,420	31	228	533	884	847	189	218	105	788	597
Santa Barbara	2,126	13	81	311	422	323	142	106	62	460	206
Santa Clara	8,982	67	514	1,015	1,870	1,221	283	545	277	2,081	1,109
Santa Cruz	1,694	7	79	231	328	308	85	84	57	286	229
Shasta	833	6	40	90	160	125	56	106	22	116	112
Sierra	35	1	1	4	9	8	0	0	2	5	5
Siskiyou	267	1	9	38	70	23	36	16	18	34	22
Solano	1,696	13	99	258	322	226	92	161	21	296	208
Sonoma	1,651	4	84	225	384	238	93	86	61	283	193
Stanislaus	2,397	17	83	376	366	301	87	128	59	593	387
Sutter	380	2	10	40	78	44	19	27	5	92	63
Tehama	237	1	10	32	48	34	10	16	15	44	27
Trinity	81	2	0	14	20	17	6	5	4	6	7
Tulare	2,201	39	147	360	439	412	118	134	66	256	230
Tuolumne	214	1	6	33	35	35	12	8	6	40	38
Ventura	3,102	39	193	379	599	388	160	146	122	656	420
Yolo	806	9	27	133	112	121	44	46	21	96	197
Yuba	416	13	24	67	41	71	32	55	8	48	57

ADULT FELONY ARRESTS REPORTED, 1976

Sex and Police Disposition by County

County	Total	Sex		Police disposition			
		Male	Female	Released	To other jurisdiction	Misdemeanor complaint	Felony complaint
Total	224,532	192,632	31,900	38,313	8,942	55,407	121,870
Alameda	12,066	10,167	1,899	402	151	661	10,852
Alpine	8	7	1	0	1	0	7
Amador	123	108	15	5	6	8	104
Butte	731	627	104	37	14	61	619
Calaveras	130	117	13	7	4	23	96
Colusa	83	74	9	5	3	19	56
Contra Costa	3,953	3,352	601	869	66	579	2,439
Del Norte	215	192	23	2	2	18	193
El Dorado	630	553	77	46	13	117	454
Fresno	4,993	4,326	667	633	201	1,213	2,946
Glenn	84	79	5	5	1	20	58
Humboldt	767	648	119	28	10	134	595
Imperial	1,368	1,236	132	99	66	100	1,103
Inyo	172	162	10	23	2	12	135
Kern	3,370	2,846	524	62	88	742	2,478
Kings	660	599	61	42	31	99	488
Lake	245	209	36	13	9	36	187
Lassen	126	115	11	1	3	33	89
Los Angeles	95,411	81,777	13,634	25,118	5,271	35,380	29,642
Madera	615	554	61	82	62	56	415
Marin	1,243	1,057	186	46	24	116	1,057
Mariposa	49	47	2	6	5	3	35
Mendocino	445	401	44	33	10	88	314
Merced	1,305	1,144	161	23	65	143	1,074
Modoc	63	56	7	1	2	10	50
Mono	92	82	10	14	3	1	74
Monterey	2,046	1,742	304	45	55	167	1,779
Napa	319	287	32	0	2	26	291
Nevada	249	230	19	7	6	43	193
Orange	14,470	12,452	2,018	1,696	829	4,680	7,265
Placer	679	596	83	44	22	76	537
Plumas	122	113	9	1	1	16	104
Riverside	4,975	4,377	598	326	202	871	3,576
Sacramento	7,179	6,050	1,129	21	7	245	6,906
San Benito	119	114	5	1	3	28	87
San Bernardino	6,816	5,844	972	540	316	951	5,009
San Diego	13,131	11,364	1,767	1,905	189	1,049	9,988
San Francisco	10,013	8,718	1,295	3,536	79	2,353	4,045

ADULT FELONY ARRESTS REPORTED, 1976

Sex and Police Disposition by County

County	Total	Sex		Police disposition			
		Male	Female	Released	To other jurisdiction	Misdemeanor complaint	Felony complaint
San Joaquin	2,892	2,459	433	47	58	359	2,428
San Luis Obispo	1,037	907	130	38	49	110	840
San Mateo	4,420	3,642	778	119	311	405	3,585
Santa Barbara	2,126	1,849	277	187	56	849	1,034
Santa Clara	8,982	7,565	1,417	1,420	201	1,814	5,547
Santa Cruz	1,694	1,453	241	30	40	131	1,493
Shasta	833	711	122	11	12	79	731
Sierra	35	33	2	3	1	6	25
Siskiyou	267	242	25	6	10	47	204
Solano	1,696	1,421	275	23	48	65	1,560
Sonoma	1,651	1,470	181	30	35	124	1,462
Stanislaus	2,397	2,001	396	214	41	355	1,787
Sutter	380	311	69	6	24	20	330
Tehama	237	202	35	7	8	22	200
Trinity	81	74	7	4	1	25	51
Tulare	2,201	1,961	240	252	132	266	1,551
Tuolumne	214	195	19	4	10	55	145
Ventura	3,102	2,652	450	176	56	361	2,509
Yolo	806	723	83	0	9	64	733
Yuba	416	339	77	12	16	73	315

ADULT MISDEMEANOR ARRESTS REPORTED, 1976

Offense by County

County	Total	Assault and battery	Petty theft	Drunk	Disorderly conduct	Disturbing the peace	Drunk driving	All other traffic	Sex law violations	Drug law violations	All other
Total	869,466	33,648	60,150	212,708	7,956	10,996	257,846	120,381	19,156	56,588	90,037
Alameda	48,279	2,698	4,348	6,204	207	861	11,069	11,029	1,637	4,016	6,210
Alpine	29	1	3	7	0	0	5	1	0	1	11
Amador	362	22	17	80	1	2	101	54	2	9	74
Butte	2,399	156	140	360	11	44	854	445	5	21	363
Calaveras	398	37	15	91	0	15	129	40	4	10	57
Colusa	673	28	11	186	0	8	333	71	1	7	28
Contra Costa	14,483	1,018	1,496	2,023	110	283	4,636	2,083	93	698	2,043
Del Norte	879	53	26	131	7	21	454	123	0	7	57
El Dorado	2,412	109	428	337	8	32	755	497	8	40	198
Fresno	26,086	603	1,590	14,939	88	385	4,657	1,897	419	576	932
Glenn	565	13	15	102	5	5	330	49	0	7	39
Humboldt	4,920	231	247	1,274	24	96	1,699	694	21	123	511
Imperial	5,181	265	402	860	48	136	2,203	674	26	182	385
Inyo	773	35	14	349	2	22	249	59	1	4	38
Kern	17,230	512	789	6,411	48	314	4,194	1,824	87	1,281	1,770
Kings	3,152	195	120	779	6	117	797	526	8	140	464
Lake	948	62	17	224	0	8	410	80	1	20	126
Lassen	698	46	36	233	1	19	155	91	1	13	103
Los Angeles	331,111	8,516	19,017	85,691	4,346	2,679	94,568	56,586	9,903	23,543	26,262
Madera	3,124	90	53	1,010	2	63	1,172	544	1	54	135
Marin	5,322	377	489	371	45	99	2,337	676	37	202	689
Mariposa	218	11	2	70	0	8	76	28	0	5	18
Mendocino	1,987	119	74	692	9	34	575	298	7	18	161
Merced	7,350	446	355	1,289	23	193	3,081	881	37	214	831
Modoc	100	8	5	12	0	10	18	8	3	5	31
Mono	225	12	11	68	0	11	76	14	1	6	27
Monterey	10,060	480	750	2,816	96	220	2,890	935	210	294	1,369
Napa	1,941	96	127	16	18	17	1,277	146	3	47	194
Nevada	1,260	33	43	249	1	13	565	189	7	28	132
Orange	55,945	2,003	4,367	13,034	309	479	17,153	5,488	757	5,633	6,722
Placer	2,619	192	235	554	26	66	725	364	6	97	354
Plumas	375	17	18	76	0	25	117	40	0	15	67
Riverside	24,345	1,015	1,373	3,348	107	289	8,173	2,381	378	2,770	4,511
Sacramento	31,198	1,077	2,280	8,259	269	314	9,700	2,371	449	899	5,580
San Benito	1,047	78	37	295	2	32	357	111	3	3	129
San Bernardino	23,083	1,097	1,961	2,791	122	342	10,176	3,103	265	1,298	1,328
San Diego	63,335	2,495	4,388	14,063	514	614	21,315	3,712	1,899	5,333	9,002
San Francisco	28,753	1,533	3,124	12,570	710	487	3,137	660	1,698	1,059	3,775

ADULT MISDEMEANOR ARRESTS REPORTED, 1976

Offense by County

County	Total	Assault and battery	Petty theft	Drunk	Disorderly conduct	Disturbing the peace	Drunk driving	All other traffic	Sex law violations	Drug law violations	All other
San Joaquin . .	18,629	706	849	9,068	35	266	4,093	1,370	128	868	1,246
San Luis Obispo	3,306	166	155	654	23	60	1,438	314	13	106	377
San Mateo . . .	14,990	729	1,615	2,460	65	215	5,335	3,001	78	297	1,195
Santa Barbara .	9,016	419	619	2,658	90	226	3,422	323	62	439	758
Santa Clara . .	32,413	2,074	3,868	2,466	181	474	10,858	5,954	526	2,203	3,809
Santa Cruz . . .	5,976	311	465	572	69	142	1,719	1,105	28	384	1,181
Shasta	3,613	141	333	899	12	36	1,153	652	5	84	298
Sierra	85	6	2	18	2	3	22	19	0	2	11
Siskiyou	1,357	131	70	308	19	38	401	159	5	14	212
Solano	6,916	445	610	514	48	134	3,470	450	56	215	974
Sonoma	7,223	502	762	1,277	55	171	1,949	1,562	30	126	789
Stanislaus . . .	10,849	673	596	2,115	51	265	3,580	1,709	34	455	1,371
Sutter	1,273	114	82	193	5	26	497	180	5	19	152
Tehama	1,059	61	104	190	0	23	373	147	4	14	143
Trinity	251	29	7	47	0	8	89	25	2	2	42
Tulare	7,948	350	446	2,390	31	137	2,441	1,264	29	423	437
Tuolumne	803	46	35	214	2	33	319	86	4	10	54
Ventura	14,192	687	856	2,315	59	280	3,827	2,292	90	2,177	1,609
Yolo	3,482	192	147	927	20	49	1,105	634	14	56	338
Yuba	3,220	87	106	1,559	24	48	637	363	65	16	315

ADULT MISDEMEANOR ARRESTS REPORTED, 1976

Sex and Police Disposition by County

County	Total	Sex		Police disposition		
		Male	Female	Released	To other jurisdiction	Complaint filed
Total	869,466	759,772	109,694	85,308	14,109	770,049
Alameda	48,279	41,062	7,217	4,884	1,766	41,629
Alpine	29	26	3	7	1	21
Amador	362	325	37	47	1	314
Butte	2,399	2,115	284	228	27	2,144
Calaveras	398	372	26	81	9	308
Colusa	673	617	56	67	9	597
Contra Costa	14,483	12,358	2,125	2,113	353	12,017
Del Norte	879	776	103	13	2	864
El Dorado	2,412	2,099	313	26	37	2,349
Fresno	26,086	23,159	2,927	12,677	791	12,618
Glenn	565	534	31	48	12	505
Humboldt	4,920	4,251	669	261	19	4,640
Imperial	5,181	4,709	472	346	192	4,643
Inyo	773	700	73	320	5	448
Kern	17,230	15,511	1,719	1,009	303	15,918
Kings	3,152	2,833	319	390	66	2,696
Lake	948	823	125	36	20	892
Lassen	698	628	70	90	5	603
Los Angeles	331,111	292,403	38,708	18,253	2,768	310,090
Madera	3,124	2,918	206	1,069	250	1,805
Marin	5,322	4,485	837	116	26	5,180
Mariposa	218	202	16	86	9	123
Mendocino	1,987	1,763	224	601	20	1,366
Merced	7,350	6,519	831	317	246	6,787
Modoc	100	88	12	7	5	88
Mono	225	205	20	61	1	163
Monterey	10,060	8,802	1,258	2,083	58	7,919
Napa	1,941	1,680	2,611	10	6	1,925
Nevada	1,260	1,127	133	34	11	1,215
Orange	55,945	48,272	7,673	2,420	2,241	51,284
Placer	2,619	2,297	322	183	12	2,424
Plumas	375	355	20	1	1	373
Riverside	24,345	21,393	2,952	1,612	588	22,145
Sacramento	31,198	27,008	4,190	5,647	99	25,452
San Benito	1,047	983	64	4	12	1,031
San Bernardino	23,083	19,962	3,121	838	515	21,730
San Diego	63,335	54,641	8,694	10,016	235	53,084
San Francisco	28,753	24,273	4,480	14	9	28,730

ADULT MISDEMEANOR ARRESTS REPORTED, 1976

Sex and Police Disposition by County

County	Total	Sex		Police disposition		
		Male	Female	Released	To other jurisdiction	Complaint filed
San Joaquin . . .	18,629	16,726	1,903	7,561	212	10,856
San Luis Obispo .	3,306	2,934	372	61	35	3,210
San Mateo	14,990	12,779	2,211	1,799	642	12,549
Santa Barbara . .	9,016	8,015	1,001	858	112	8,046
Santa Clara . . .	32,413	27,325	5,088	2,466	485	29,462
Santa Cruz	5,976	5,177	799	456	112	5,408
Shasta	3,613	3,107	506	414	80	3,119
Sierra	85	79	6	0	0	85
Siskiyou	1,357	1,232	125	20	12	1,325
Solano	6,916	6,014	902	68	202	6,646
Sonoma	7,223	6,219	1,004	339	91	6,793
Stanislaus	10,849	9,469	1,380	1,961	680	8,208
Sutter	1,273	1,126	147	36	91	1,146
Tehama	1,059	921	138	46	22	991
Trinity	251	224	27	25	1	225
Tulare	7,948	7,184	764	1,264	101	6,583
Tuolumne	803	721	82	59	8	736
Ventura	14,192	12,243	1,949	349	466	13,377
Yolo	3,482	3,145	337	40	8	3,434
Yuba	3,220	2,858	362	1,471	19	1,730

JUVENILE ARRESTS REPORTED, 1976

Selected Offenses by County

County	Total	Felony level									Misdemeanor level
		Homicide	Robbery	Assault	Burglary	Theft	Motor vehicle theft	Forcible rape	Drug law violations	All other	
Total	272,990	327	6,588	8,936	43,887	10,922	13,825	547	9,895	8,076	169,987
Alameda	15,495	12	398	417	2,183	783	639	44	460	367	10,192
Alpine	15	0	0	1	2	2	3	0	0	0	7
Amador	106	0	0	3	22	5	5	0	3	1	67
Butte	580	0	13	11	120	41	60	1	7	22	305
Calaveras	126	0	0	4	40	6	9	0	1	4	62
Colusa	114	0	0	2	10	4	18	0	4	10	66
Contra Costa	8,766	7	170	212	1,133	330	213	7	137	268	6,289
Del Norte	179	0	0	6	29	9	33	1	7	2	92
El Dorado	842	1	10	18	133	42	41	0	15	19	563
Fresno	5,239	5	82	156	803	231	230	15	87	127	3,503
Glenn	167	0	1	6	18	6	17	0	6	2	111
Humboldt	1,237	0	7	19	169	59	58	4	29	27	865
Imperial	1,781	1	20	67	174	73	55	3	11	52	1,325
Inyo	197	0	0	2	26	10	18	0	3	9	129
Kern	6,442	6	82	161	873	237	260	11	69	93	4,650
Kings	1,021	0	8	25	141	26	14	1	20	32	754
Lake	356	0	1	13	84	13	18	0	6	11	210
Lassen	120	0	0	0	7	0	6	0	2	2	103
Los Angeles	86,925	168	3,316	4,099	16,413	2,838	6,603	274	5,007	2,833	45,374
Madera	419	1	11	5	58	24	37	0	8	18	257
Marin	2,777	0	8	46	377	104	100	0	67	71	2,004
Mariposa	37	0	0	0	3	0	8	0	0	1	25
Mendocino	618	4	8	13	138	23	42	0	15	26	349
Merced	2,264	0	17	38	362	91	97	2	48	69	1,540
Modoc	48	2	0	0	12	2	0	6	0	0	32
Mono	63	0	1	0	22	6	11	0	0	2	21
Monterey	3,028	1	60	90	449	134	119	1	54	80	2,040
Napa	950	0	5	7	102	14	12	1	22	19	768
Nevada	359	0	4	1	77	10	19	0	5	16	227
Orange	23,253	28	268	556	3,250	884	765	19	1,047	600	15,836
Placer	1,161	1	10	25	219	67	36	0	25	26	752
Plumas	93	0	1	5	25	3	6	0	2	5	46
Riverside	6,048	4	100	195	676	302	125	5	133	153	4,355
Sacramento	8,194	11	197	239	1,570	303	330	16	123	308	5,097
San Benito	232	0	7	5	30	8	6	0	5	8	163
San Bernardino	9,363	13	176	347	1,662	454	454	31	222	307	5,697
San Diego	22,117	8	446	621	3,350	1,040	725	41	506	609	14,771
San Francisco	5,016	3	352	251	760	443	456	15	48	79	2,609

JUVENILE ARRESTS REPORTED, 1976

Selected Offenses by County

County	Total	Felony level									Misdemeanor level
		Homicide	Robbery	Assault	Burglary	Theft	Motor vehicle theft	Forcible rape	Drug law violations	All other	
San Joaquin . . .	3,888	6	71	108	645	200	241	4	37	96	2,480
San Luis Obispo .	1,074	1	15	38	136	56	50	2	32	64	680
San Mateo	5,822	2	120	173	981	268	225	7	146	174	3,726
Santa Barbara . .	3,252	3	46	122	466	117	94	4	73	117	2,210
Santa Clara . . .	17,887	15	271	275	2,223	500	636	6	977	529	12,455
Santa Cruz	1,648	2	19	22	209	116	43	0	32	41	1,164
Shasta	1,508	2	16	37	280	37	68	0	34	38	996
Sierra	20	0	0	2	4	4	1	0	0	1	8
Siskiyou	351	0	4	3	61	11	37	1	3	12	219
Solano	2,883	2	52	70	434	128	98	6	31	93	1,969
Sonoma	3,555	2	23	60	511	148	96	4	38	85	2,588
Stanislaus	4,192	4	33	69	625	216	150	4	55	150	2,886
Sutter	235	0	2	9	55	17	7	0	6	12	127
Tehama	309	0	2	2	44	5	5	0	1	9	241
Trinity	158	1	0	2	21	4	5	0	7	7	111
Tulare	2,598	6	33	75	348	148	125	4	77	66	1,716
Tuolumne	252	1	3	8	58	3	19	0	4	13	143
Ventura	6,548	4	96	167	1,107	261	226	11	127	248	4,301
Yolo	483	0	2	21	80	28	21	2	4	21	304
Yuba	579	0	1	7	77	28	30	0	7	22	407

JUVENILE ARRESTS REPORTED, 1976

Sex and Police Disposition by County

County	Total	Sex		Police disposition		
		Male	Female	Handled within department	To other jurisdiction	Juvenile court or probation
Total	353,752	269,998	83,754	136,478	7,517	209,757
Alameda	19,088	14,319	4,769	6,506	92	12,490
Alpine	15	10	5	2	3	10
Amador	133	105	28	11	2	120
Butte	900	634	266	51	19	830
Calaveras	189	160	29	76	11	102
Colusa	193	145	48	15	21	157
Contra Costa	12,015	8,853	3,162	5,918	91	6,006
Del Norte	298	210	88	32	11	255
El Dorado	1,171	840	331	447	35	689
Fresno	7,472	5,451	2,021	1,540	68	5,864
Glenn	273	201	72	19	16	238
Humboldt	1,874	1,338	536	220	22	1,632
Imperial	2,268	1,701	567	730	48	1,490
Inyo	247	203	44	47	0	200
Kern	8,841	6,478	2,363	2,690	27	6,124
Kings	1,312	1,013	299	305	10	997
Lake	496	360	136	206	4	286
Lassen	214	144	70	5	1	208
Los Angeles	103,758	83,858	19,900	45,282	4,896	53,580
Madera	589	457	132	94	23	472
Marin	3,537	2,733	804	2,118	44	1,375
Mariposa	66	44	22	38	4	24
Mendocino	1,063	775	288	222	20	821
Merced	2,700	2,118	582	197	37	2,466
Modoc	65	51	14	6	4	55
Mono	66	59	7	3	2	61
Monterey	4,274	3,155	1,119	728	65	3,481
Napa	1,399	1,025	374	977	4	418
Nevada	451	356	95	22	8	421
Orange	33,942	25,000	8,942	18,962	335	14,645
Placer	1,614	1,287	327	34	90	1,490
Plumas	127	104	23	3	5	119
Riverside	8,294	6,276	2,018	3,134	162	4,998
Sacramento	10,391	7,675	2,716	2,527	40	7,824
San Benito	308	240	68	12	5	291
San Bernardino	12,737	9,744	2,993	6,255	123	6,359
San Diego	28,700	21,285	7,415	13,164	118	15,418
San Francisco	6,145	4,622	1,523	7	21	6,117

JUVENILE ARRESTS REPORTED, 1976

Sex and Police Disposition by County

County	Total	Sex		Police disposition		
		Male	Female	Handled within department	To other jurisdiction	Juvenile court or probation
San Joaquin . .	5,266	3,946	1,320	1,564	37	3,665
San Luis Obispo	1,515	1,146	369	219	28	1,268
San Mateo . . .	7,485	5,712	1,773	2,629	187	4,669
Santa Barbara .	4,433	3,301	1,132	1,818	63	2,552
Santa Clara . .	23,487	16,954	6,533	6,813	211	16,463
Santa Cruz . . .	2,169	1,673	496	524	17	1,628
Shasta	2,374	1,662	712	1,004	117	1,253
Sierra	20	20	0	0	0	20
Siskiyou	511	385	126	43	5	463
Solano	3,853	2,960	893	1,796	57	2,000
Sonoma	5,075	3,719	1,356	1,785	26	3,264
Stanislaus . . .	5,664	4,210	1,454	1,519	118	4,027
Sutter	283	217	66	2	12	269
Tehama	442	292	150	154	29	259
Trinity	199	152	47	68	2	129
Tulare	3,730	2,736	994	1,907	67	1,756
Tuolumne	316	274	42	71	9	236
Ventura	8,400	6,587	1,813	1,740	19	6,641
Yolo	608	493	115	71	16	521
Yuba	697	530	167	146	10	541

JUVENILE ARRESTS REPORTED, 1976

Level of Arrest and Sex by County

County	Total	Felony level			Misdemeanor level			Delinquent tendencies		
		Total	Male	Female	Total	Male	Female	Total	Male	Female
Total	353,752	103,003	92,415	10,588	169,987	132,145	37,842	80,762	45,438	35,324
Alameda	19,088	5,303	4,753	550	10,192	7,756	2,436	3,593	1,810	1,783
Alpine	15	8	4	4	7	6	1	0	0	0
Amador	133	39	37	2	67	51	16	27	17	10
Butte	900	275	249	26	305	231	74	320	154	166
Calaveras	189	64	56	8	62	55	7	63	49	14
Colusa	193	48	43	5	66	53	13	79	49	30
Contra Costa	12,015	2,477	2,226	251	6,289	4,814	1,475	3,249	1,813	1,436
Del Norte	298	87	78	9	92	79	13	119	53	66
El Dorado	1,171	279	241	38	563	413	150	329	186	143
Fresno	7,472	1,736	1,587	149	3,503	2,611	892	2,233	1,253	980
Glenn	273	56	51	5	111	90	21	106	60	46
Humboldt	1,874	372	331	41	865	676	189	637	331	306
Imperial	2,268	456	398	58	1,325	1,041	284	487	262	225
Inyo	247	68	66	2	129	109	20	50	28	22
Kern	8,841	1,792	1,590	202	4,650	3,729	921	2,399	1,159	1,240
Kings	1,312	267	224	43	754	630	124	291	159	132
Lake	496	146	125	21	210	169	41	140	66	74
Lassen	214	17	16	1	103	80	23	94	48	46
Los Angeles	103,758	41,551	37,504	4,047	45,374	36,185	9,189	16,833	10,169	6,664
Madera	589	162	150	12	257	217	40	170	90	80
Marin	3,537	773	690	83	2,004	1,575	429	760	468	292
Mariposa	66	12	10	2	25	19	6	29	15	14
Mendocino	1,063	269	240	29	349	302	47	445	233	212
Merced	2,700	724	650	74	1,540	1,247	293	436	221	215
Modoc	65	16	14	2	32	30	2	17	7	10
Mono	66	42	41	1	21	17	4	3	1	2
Monterey	4,274	988	904	84	2,040	1,608	432	1,246	643	603
Napa	1,399	182	159	23	768	635	133	449	231	218
Nevada	451	132	119	13	227	184	43	92	53	39
Orange	33,942	7,417	6,507	910	15,836	11,997	3,839	10,689	6,496	4,193
Placer	1,614	409	369	40	752	645	107	453	273	180
Plumas	127	47	43	4	46	43	3	34	18	16
Riverside	8,294	1,693	1,523	170	4,355	3,447	908	2,246	1,306	940
Sacramento	10,391	3,097	2,729	368	5,097	3,656	1,441	2,197	1,290	907
San Benito	308	69	63	6	163	123	40	75	54	22
San Bernardino	12,737	3,666	3,300	366	5,697	4,500	1,197	3,274	1,944	1,430
San Diego	28,700	7,346	6,549	797	14,771	11,206	3,565	6,583	3,530	3,053
San Francisco	6,145	2,407	2,177	230	2,609	1,853	756	1,129	592	537

JUVENILE ARRESTS REPORTED, 1976

Level of Arrest and Sex by County

County	Total	Felony level			Misdemeanor level			Delinquent tendencies		
		Total	Male	Female	Total	Male	Female	Total	Male	Female
San Joaquin	5,266	1,408	1,279	129	2,480	1,935	545	1,378	732	646
San Luis Obispo	1,515	394	355	39	680	563	117	441	228	213
San Mateo	7,485	2,096	1,884	212	3,726	2,931	795	1,663	897	766
Santa Barbara	4,433	1,042	940	102	2,210	1,735	475	1,181	626	555
Santa Clara	23,487	5,432	4,832	600	12,455	9,342	3,113	5,600	2,780	2,820
Santa Cruz	2,169	484	422	62	1,164	926	238	521	325	196
Shasta	2,374	512	456	56	996	789	207	866	417	449
Sierra	20	12	12	0	8	8	0	0	0	0
Siskiyou	511	132	114	18	219	192	27	160	79	81
Solano	3,853	914	835	79	1,969	1,580	389	970	545	425
Sonoma	5,075	967	855	112	2,588	1,989	599	1,520	875	645
Stanislaus	5,664	1,306	1,177	129	2,886	2,233	653	1,472	800	672
Sutter	283	108	94	14	127	111	16	48	12	36
Tehama	442	68	67	1	241	164	77	133	1	72
Trinity	199	47	42	5	111	90	21	41	20	21
Tulare	3,730	882	812	70	1,716	1,329	387	1,132	595	537
Tuolumne	316	109	104	5	143	112	31	64	58	6
Ventura	8,400	2,247	2,005	242	4,301	3,449	852	1,852	1,133	719
Yolo	608	179	165	14	304	261	43	125	67	58
Yuba	697	172	149	23	407	324	83	118	57	61

ADULT PROBATION ACTIVE CASELOAD ON DECEMBER 31, 1976
TYPE OF COURT BY COUNTY

COUNTY	TOTALS	TYPE OF COURT SUPERIOR COURT	LOWER COURT	PERCENT SUPERIOR COURT	PERCENT LOWER COURT
ALAMEDA-A	11950	5057	6893	42.32	57.68
ALPINE	3	3	0	100.00	.00
AMADOR	89	64	25	71.91	28.09
BUTTE	439	257	182	58.54	41.46
CALAVERAS	126	93	33	73.81	26.19
COLUSA	89	56	33	62.92	37.08
CONTRA COSTA	4071	1352	2719	33.21	66.79
DEL NORTE	59	33	26	55.93	44.07
EL DORADO	285	159	126	55.79	44.21
FRESNO	4803	995	3808	20.72	79.28
GLENN	231	106	125	45.89	54.11
HUMBOLDT	167	113	54	67.66	32.34
IMPERIAL	662	394	268	59.52	40.48
INYO	176	105	71	59.66	40.34
KERN	1556	734	822	47.17	52.83
KINGS	381	182	199	47.77	52.23
LAKE	115	115	0	100.00	.00
LASSEN	86	7	79	8.14	91.86
LOS ANGELES-B	43851	21925	21926	50.00	50.00
MADERA	275	83	192	30.18	69.82
MARIN	1336	555	781	41.54	58.46
MARIPOSA	34	24	10	70.59	29.41
MENDOCINO	145	96	49	66.21	33.79
MERCED	508	333	175	65.55	34.45
MODOC	52	38	14	73.08	26.92
MONO	59	36	23	61.02	38.98
MONTEREY	1438	886	552	61.61	38.39
NAPA	1549	229	1320	14.78	85.22
NEVADA	280	106	174	37.86	62.14
ORANGE	8348	2764	5584	33.11	66.89
PLACER	401	212	189	52.87	47.13
PLUMAS	70	37	33	52.86	47.14
RIVERSIDE	3538	1145	2393	32.36	67.64
SACRAMENTO	6724	2399	4325	35.68	64.32
SAN BENITO	124	40	84	32.26	67.74
SAN BERNARDINO	4633	2097	2536	45.26	54.74
SAN DIEGO	11043	4886	6157	44.25	55.75
SAN FRANCISCO	9421	3883	5538	41.22	58.78
SAN JOAQUIN	1535	466	1069	30.36	69.64
SAN LOUIS OBISPO	720	337	383	46.81	53.19
SAN MATEO	3394	1175	2219	34.62	65.38
SANTA BARBARA	5663	738	4925	13.03	86.97
SANTA CLARA	9592	3535	5057	41.14	58.86
SANTA CRUZ	1027	703	324	68.45	31.55
SHASTA	636	532	104	83.65	16.35
SIERRA	41	21	20	51.22	48.78
SISKIYOU	93	59	34	63.44	36.56
SOLANO	3324	692	2632	20.82	79.18

ADULT PROBATION ACTIVE CASELOAD ON DECEMBER 31, 1976
 TYPE OF COURT BY COUNTY

COUNTY	TOTALS	TYPE OF COURT		PERCENT SUPERIOR COURT	PERCENT LOWER COURT
		SUPERIOR COURT	LOWER COURT		
SONOMA	1138	311	827	27.33	72.67
STANISLAUS	1416	925	491	65.32	34.68
SUTTER	208	141	67	67.79	32.21
TEHAMA	303	191	112	63.04	36.96
TRINITY	29	27	2	93.10	6.90
TULARE	848	394	454	46.46	53.54
TUOLUMNE	220	107	113	48.64	51.36
VENTURA	2703	944	1759	34.92	65.08
YOLO	875	381	494	43.54	56.46
YUBA	360	180	180	50.00	50.00
TOTALS	152242	63458	88784	41.68	58.32

A SUMMARY DATA BASED ON TRANSACTION COUNTS RATHER THAN CASELOAD COUNTS
 B BASED ON SUMMARY REPORTS INSTEAD OF INDIVIDUAL REPORTS

ADULT PROBATION ACTIVE CASELOAD ON DECEMBER 31, 1976
 TYPE OF COURT BY CONVICTED OFFENSE

STATEWIDE EXCLUDING ALAMEDA AND LOS ANGELES COUNTIES

OFFENSE	TOTALS	TYPE OF COURT SUPERIOR COURT	LOWER COURT	PERCENT SUPERIOR COURT	PERCENT LOWER COURT
TOTAL	96441	36476	59965	37.82	62.18
FELONY	46659	34242	12417	73.39	26.61
MURDER	395	386	9	97.72	2.28
FORCIBLE RAPE	315	296	19	93.97	6.03
ROBBERY	1610	1584	26	98.39	1.61
ASSAULT	4172	2701	1471	64.74	35.26
KIDNAPPING	59	56	3	94.92	5.08
BURGLARY	9187	6424	2763	69.92	30.08
THEFT	7688	5474	2214	71.20	28.80
MOTOR VEHICLE THEFT	1785	1099	686	61.57	38.43
FORGERY/CHECKS/CREDIT CARDS	4369	2564	1805	58.69	41.31
MARIJUANA	4709	2619	1090	76.85	23.15
ALL OTHER DRUG LAW VIOLATIONS	6660	5794	866	87.00	13.00
UNLAWFUL SEXUAL INTERCOURSE	359	279	80	77.72	22.28
LEWD AND LASCIVIOUS	632	622	10	98.42	1.58
ALL OTHER SEX LAW VIOLATIONS	570	458	112	80.35	19.65
WEAPONS	699	403	296	57.65	42.35
DRUNK DRIVING	1055	659	396	62.46	37.54
HIT AND RUN	247	147	100	59.51	40.49
ESCAPE	135	115	20	85.19	14.81
BOOKMAKING	81	68	13	83.95	16.05
ARSON	315	265	50	84.13	15.87
ALL OTHER	1617	1229	388	76.00	24.00
MISDEMEANDR	49782	2234	47548	4.49	95.51
ASSAULT AND BATTERY	3572	334	3238	9.91	90.09
PETTY THEFT	3731	201	3530	5.39	94.61
CHECKS AND CREDIT CARDS	978	82	896	8.38	91.62
DRUG LAW VIOLATIONS	1615	114	1501	7.06	92.94
INDECENT EXPOSURE	459	39	420	8.50	91.50
ANNOYING CHILDREN	308	59	249	19.16	80.84
OBSCENE MATTER	9	0	9	.00	100.00
LEWD CONDUCT	208	34	174	16.35	83.65
PROSTITUTION	121	10	111	8.26	91.74
DRUNK	1238	7	1231	.57	99.43
DISORDERLY CONDUCT	223	6	217	2.69	97.31
DISTURBING THE PEACE	1183	24	1159	2.03	97.97
DRUNK DRIVING	21564	111	21453	.51	99.49
HIT AND RUN	852	6	846	.70	99.30
TRAFFIC CUSTODY	2023	21	2002	1.04	98.96
GAMBLING	22	3	19	13.64	86.36
NONSUPPORT	3142	0	3142	.00	100.00
ALL OTHER	8534	1163	7371	13.63	86.37

ADULTS PLACED ON PROBATION, 1976
TYPE OF COURT BY COUNTY

COUNTY	TOTALS	TYPE OF COURT		PERCENT SUPERIOR COURT	PERCENT LOWER COURT
		SUPERIOR COURT	LOWER COURT		
ALAMEDA-A	4719	1407	3312	29.82	70.18
ALPINE	1	0	1	.00	100.00
AMADOR	42	18	24	42.86	57.14
BUTTE	238	123	115	51.68	48.32
CALAVERAS	47	22	25	46.81	53.19
COLUSA	47	17	30	36.17	63.83
CONTRA COSTA	2702	623	2079	23.06	76.94
DEL NORTE	28	7	21	25.00	75.00
EL DORADO	196	86	110	43.88	56.12
FRESNO	2704	400	2304	14.79	85.21
GLENN	85	17	68	20.00	80.00
HUMBOLDT	90	45	45	50.00	50.00
IMPERIAL	300	132	168	44.00	56.00
INYO	88	39	49	44.32	55.68
KERN	693	255	438	36.80	63.20
KINGS	177	61	116	34.46	65.54
LAKE	53	53	0	100.00	.00
LASSEN	59	1	58	1.69	98.31
LOS ANGELES-B	20846	7674	13172	36.81	63.19
MADERA	129	32	97	24.81	75.19
MARIN	523	199	324	38.05	61.95
MARIPOSA	14	9	5	64.29	35.71
MENDOCINO	82	51	31	62.20	37.80
MERCED	262	137	125	52.29	47.71
MODOC	32	19	13	59.38	40.63
MONO	30	13	17	43.33	56.67
MONTEREY	715	393	322	54.97	45.03
NAPA	462	52	410	11.26	88.74
NEVADA	158	40	118	25.32	74.68
ORANGE	4444	1183	3261	26.62	73.38
PLACER	223	77	146	34.53	65.47
PLUMAS	53	18	35	33.96	66.04
RIVERSIDE	1842	449	1393	24.38	75.62
SACRAMENTO	2645	966	1679	36.52	63.48
SAN BENITO	94	16	78	17.02	82.98
SAN BERNARDINO	2336	748	1588	32.02	67.98
SAN DIEGO	3566	1125	2441	31.55	68.45
SAN FRANCISCO	3073	1026	1977	34.17	65.83
SAN JOAQUIN	763	148	615	19.40	80.60
SAN LUIS OBISPO	380	111	269	29.21	70.79
SAN MATEO	1891	446	1445	23.59	76.41
SANTA BARBARA	3235	204	3031	6.31	93.69
SANTA CLARA	4845	1500	3345	30.96	69.04
SANTA CRUZ	332	245	137	64.14	35.86
SHASTA	327	247	80	75.54	24.46
SIERRA	22	4	18	18.18	81.82
SISKIYOU	37	22	15	59.46	40.54
SOLANO	1755	266	1489	15.16	84.84

ADULTS PLACED ON PROBATION, 1976
TYPE OF COURT BY COUNTY

COUNTY	TOTALS	TYPE OF COURT		PERCENT SUPERIOR COURT	PERCENT LOWER COURT
		SUPERIOR COURT	LOWER COURT		
SONOMA	676	122	554	18.05	81.95
STANISLAUS	633	323	310	51.03	48.97
SUTTER	115	60	55	52.17	47.83
TEHAMA	122	44	78	36.07	63.93
TRINITY	12	11	1	91.67	8.33
TULARE	555	215	340	38.74	61.26
TUOLUMNE	92	21	71	22.83	77.17
VENTURA	1116	395	721	35.39	64.61
YUBA	271	97	174	35.79	64.21
YUBA	222	79	143	35.59	64.41
TOTALS	71179	22093	49086	31.04	68.96

A SUMMARY DATA BASED ON TRANSACTION COUNTS RATHER THAN CASELOAD COUNTS
B BASED ON SUMMARY REPORTS INSTEAD OF INDIVIDUAL REPORTS

ADULTS PLACED ON PROBATION, 1976
TYPE OF COURT BY CONVICTED OFFENSE

STATEWIDE EXCLUDING ALAMEDA AND LOS ANGELES COUNTIES

OFFENSE	TOTALS	TYPE OF COURT SUPERIOR COURT	LOWER COURT	PERCENT SUPERIOR COURT	PERCENT LOWER COURT
TOTAL	45614	13012	32602	28.53	71.47
FELONY	18351	12110	6241	65.99	34.01
HOMICIDE	103	98	5	95.15	4.85
FORCIBLE RAPE	105	87	18	82.86	17.14
ROBBERY	533	523	8	98.50	1.50
ASSAULT	1727	992	735	57.44	42.56
KIDNAPPING	13	12	1	92.31	7.69
BURGLARY	4219	2763	1456	65.49	34.51
THEFT	3401	2081	1320	61.19	38.81
MOTOR VEHICLE THEFT	813	464	349	57.07	42.93
FORGERY/CHECKS/CREDIT CARDS	1870	942	928	50.37	49.63
MARIJUANA	898	686	212	76.39	23.61
ALL OTHER DRUG LAW VIOLATIONS	2324	1953	371	84.04	15.96
UNLAWFUL SEXUAL INTERCOURSE	119	83	36	69.75	30.25
LEWD AND LASCIVIOUS	170	167	3	98.24	1.76
ALL OTHER SEX LAW VIOLATIONS	184	134	50	72.83	27.17
WEAPONS	317	154	163	48.58	51.42
DRUNK DRIVING	484	265	219	54.75	45.25
HIT AND RUN	110	57	53	51.82	48.18
ESCAPE	70	59	11	84.29	15.71
BOOKMAKING	29	23	6	79.31	20.69
ARSON	119	95	24	79.83	20.17
ALL OTHER	743	470	273	63.26	36.74
MISDEMEANOR	27263	902	26361	3.31	96.69
ASSAULT AND BATTERY	1916	134	1782	6.99	93.01
PETTY THEFT	2241	100	2141	4.46	95.54
CHECKS AND CREDIT CARDS	491	25	466	5.09	94.91
DRUG LAW VIOLATIONS	1016	55	961	5.41	94.59
INDECENT EXPOSURE	199	9	190	4.52	95.48
ANNOYING CHILDREN	129	17	112	13.18	86.82
OBSCENE MATTER	4	0	4	.00	100.00
LEWD CONDUCT	96	12	84	12.50	87.50
PROSTITUTION	76	2	74	2.63	97.37
DRUNK	977	2	975	.20	99.80
DISORDERLY CONDUCT	150	3	147	2.00	98.00
DISTURBING THE PEACE	750	15	735	2.00	98.00
DRUNK DRIVING	11898	43	11855	.36	99.64
HIT AND RUN	442	2	440	.45	99.55
TRAFFIC CUSTODY	1171	4	1167	.34	99.66
GAMBLING	22	3	19	13.64	86.36
NONSUPPORT	1427	0	1427	.00	100.00
ALL OTHER	4258	476	3782	11.18	88.82

ADULTS PLACED ON PROBATION, 1976
TYPE OF COURT BY SEX, RACE, AND AGE

STATEWIDE EXCLUDING ALAMEDA AND LOS ANGELES COUNTIES

SEX, RACE, AND AGE	TOTALS	TYPE OF COURT SUPERIOR COURT	LOWER COURT	PERCENT SUPERIOR COURT	PERCENT LOWER COURT
TOTAL	45614	13012	32602	28.53	71.47
SEX					
MALE	38260	11156	27104	29.16	70.84
FEMALE	7354	1856	5498	25.24	74.76
RACE					
WHITE	28012	8127	19885	29.01	70.99
MEXICAN-AMERICAN	7169	1950	5219	27.20	72.80
NEGRO	5699	2253	3446	39.53	60.47
AMERICAN INDIAN	348	91	257	26.15	73.85
ORIENTAL	212	63	149	29.72	70.28
FILIPINO	98	33	65	33.67	66.33
OTHER	208	56	152	26.92	73.08
UNKNOWN	3868	439	3429	11.35	88.65
AGE					
41 UNDER 20	4654	1450	3204	31.16	68.84
20-24	13659	4977	8682	36.44	63.56
25-29	9020	2879	6141	31.92	68.08
30-34	5339	1362	3977	25.51	74.49
35-39	3681	842	2839	22.87	77.13
40-44	2679	532	2147	19.86	80.14
45-49	2283	349	1934	15.29	84.71
50 AND OVER	4299	621	3678	14.45	85.55

ADULTS REMOVED FROM PROBATION STATUS; 1976-A
TYPE OF COURT BY COUNTY

COUNTY	TOTALS	TYPE OF COURT		PERCENT SUPERIOR COURT	PERCENT LOWER COURT
		SUPERIOR COURT	LOWER COURT		
ALAMEDA-B	N/A	1526	N/A	N/A	N/A
ALPINE	3	2	1	66.67	33.33
AMADOR	35	35	0	100.00	.00
BUTTE	169	88	81	52.07	47.93
CALAVERAS	41	31	10	75.61	24.39
COLUSA	55	24	31	43.64	56.36
CONTRA COSTA	2596	595	2001	22.92	77.08
DEL NORTE	37	13	24	35.14	64.86
EL DORADO	138	58	80	42.03	57.97
FRESNO	2174	318	1856	14.63	85.37
GLENN	52	36	16	69.23	30.77
HUMBOLDT	132	87	45	65.91	34.09
IMPERIAL	169	104	65	61.54	38.46
INYO	66	31	35	46.97	53.03
KERN	663	301	362	45.40	54.60
KINGS	127	37	90	29.13	70.87
LAKE	59	57	2	96.61	3.39
LASSEN	51	3	48	5.88	94.12
42 LOS ANGELES-C	N/A	9512	N/A	N/A	N/A
MADERA	136	29	107	21.32	78.68
MARIN	481	139	342	28.90	71.10
MARIPOSA	10	7	3	70.00	30.00
MENDOCINO	81	54	27	66.67	33.33
MERCED	286	181	105	63.29	36.71
MODOC	43	12	31	27.91	72.09
MONO	28	19	9	67.86	32.14
MONTEREY	701	376	325	53.64	46.36
NAPA	250	66	184	26.40	73.60
NEVADA	116	41	75	35.34	64.66
ORANGE	3811	1166	2645	30.60	69.40
PLACER	211	95	116	45.02	54.98
PLUMAS	53	22	31	41.51	58.49
RIVERSIDE	1881	660	1221	35.09	64.91
SACRAMENTO	2979	766	2213	25.71	74.29
SAN BENITO	105	30	75	28.57	71.43
SAN BERNARDINO	2689	1015	1674	37.75	62.25
SAN DIEGO	3723	1585	2138	42.57	57.43
SAN FRANCISCO	594	542	52	91.25	8.75
SAN JOAQUIN	494	239	255	48.38	51.62
SAN LUIS OBISPO	417	107	310	25.66	74.34
SAN MATEO	2057	533	1524	25.91	74.09
SANTA BARBARA	3192	402	2790	12.59	87.41
SANTA CLARA	3213	921	2292	28.66	71.34
SANTA CRUZ	325	184	141	56.62	43.38
SHASTA	213	172	41	80.75	19.25
SIERRA	1	0	1	.00	100.00
SISKIYOU	39	15	24	38.46	61.54
SOLANO	2099	267	1832	12.72	87.28

ADULTS REMOVED FROM PROBATION STATUS, 1976-A
 TYPE OF COURT BY COUNTY

COUNTY	TOTALS	TYPE OF COURT		PERCENT SUPERIOR COURT	PERCENT LOWER COURT
		SUPERIOR COURT	LOWER COURT		
SONOMA	595	102	493	17.14	82.86
STANISLAUS	742	379	363	51.08	48.92
SUTTER	85	50	35	58.82	41.18
TEHAMA	107	64	43	59.81	40.19
TRINITY	18	16	2	88.89	11.11
TULARE	714	191	523	26.75	73.25
TUOLUMNE	106	45	61	42.45	57.55
VENTURA	1052	260	792	24.71	75.29
YOLO	214	65	149	30.37	69.63
YUBA	225	70	155	31.11	68.89
TOTALS	N/A	23745	N/A	N/A	N/A

A REMOVALS EXCLUDE TRANSFERS FROM JURISDICTION, DECEASED,
 SENTENCE VACATED, AND APPEALS

B SUMMARY DATA BASED ON TRANSACTION COUNTS RATHER THAN CASELOAD COUNTS

C BASED ON SUMMARY REPORTS INSTEAD OF INDIVIDUAL REPORTS

INITIAL REFERRALS OF JUVENILES TO PROBATION DEPARTMENTS, 1976

INTAKE DETERMINATION BY COUNTY

COUNTY	TOTALS	INTAKE DETERMINATION			PERCENT CLOSED	PERCENT INFORMAL PROBATION	PERCENT PETITION FILED
		CLOSED-A	INFORMAL PROBATION	PETITION FILED			
ALAMEDA	8468	5504	1042	1922	65.00	12.31	22.70
ALPINE	8	7	0	1	87.50	0.00	12.50
AMADOR	178	104	58	16	58.43	32.58	8.99
BUTTE	1245	853	112	280	68.51	9.00	22.49
CALAVERAS	185	111	38	36	60.00	20.54	19.46
COLUSA	242	199	20	23	82.23	8.26	9.50
CONTRA COSTA	5610	2344	1537	1729	41.78	27.40	30.82
DEL NORTE	231	144	22	65	62.34	9.52	28.14
EL DORADO	1011	693	205	113	68.55	20.28	11.18
FRESNO	4756	2984	904	868	62.74	19.01	18.25
GLENN	264	128	118	18	48.48	44.70	6.82
HUMBOLDT	1516	1200	110	206	79.16	7.26	13.59
IMPERIAL	1070	651	209	210	60.84	19.53	19.63
INYO	61	0	23	38	0.00	37.70	62.30
KERN	4801	3631	438	732	75.63	9.12	15.25
KINGS	776	439	190	147	56.57	24.48	18.94
LAKE	211	2	169	40	0.95	80.09	18.96
LASSEN	218	162	28	28	74.31	12.84	12.84
LOS ANGELES-A	32287	10723	6890	14674	33.21	21.34	45.45
MADERA	850	531	110	209	62.47	12.94	24.59
MARIN	963	584	40	239	67.67	4.63	27.69
MARIPOSA	37	71	6	10	81.61	6.90	11.49
MENDOCINO	557	323	73	161	57.99	13.11	28.90
MERCED	2024	1213	531	280	59.93	26.24	13.83
MODOC	109	45	44	20	41.28	40.37	18.35
MONO	61	29	24	8	47.54	39.34	13.11
MONTEREY	2656	1800	211	645	67.77	7.94	24.28
NAPA	913	643	88	182	70.43	9.64	19.93
NEVADA	297	129	100	68	43.43	33.67	22.90
ORANGE	10604	3909	612	6083	36.86	5.77	57.37
PLACER	1658	1214	202	242	73.22	12.18	14.60
PLUMAS	180	115	35	30	63.89	19.44	16.67
RIVERSIDE	6306	3963	1070	1273	62.84	16.97	20.19
SACRAMENTO	7532	5260	779	1493	69.84	10.34	19.82
SAN BENITO	298	216	59	23	72.48	19.80	7.72
SAN BERNARDINO	7333	4978	391	2014	67.43	5.30	27.28
SAN DIEGO	12262	8212	157	3893	66.97	1.28	31.75
SAN FRANCISCO	3806	2598	141	1157	66.68	3.62	29.70
SAN JOAQUIN	2322	1416	111	795	60.98	4.78	34.24
SAN LUIS OBISPO	931	643	4	284	69.07	0.43	30.50
SAN MATEO	3310	1835	233	1242	55.44	7.04	37.52
SANTA BARBARA	2166	1140	510	516	52.63	23.55	23.82
SANTA CLARA	10483	5715	2293	2475	54.52	21.87	23.61
SANTA CRUZ	2073	1735	124	214	83.70	5.98	10.32
SHASTA	1083	535	209	339	49.40	19.30	31.30
SIERRA	22	6	10	6	27.27	45.45	27.27
SISKIYOU	426	367	45	14	86.15	10.56	3.29
SOLANO	1879	1267	171	441	67.43	9.10	23.47

44

INITIAL REFERRALS OF JUVENILES TO PROBATION DEPARTMENTS, 1976

INTAKE DETERMINATION BY COUNTY

COUNTY	TOTALS	INTAKE DETERMINATION CLOSED-A	INFORMAL PROBATION	PETITION FILED	PERCENT CLOSED	PERCENT INFORMAL PROBATION	PERCENT PETITION FILED
SONOMA	2377	1425	349	603	59.95	14.68	25.37
STANISLAUS	3183	2137	350	696	67.14	11.00	21.87
SUTTER	391	273	45	73	69.82	11.51	18.67
TEHAMA	474	288	113	73	60.76	23.84	15.40
TRINITY	76	32	32	12	42.11	42.11	15.79
TULARE	1502	539	460	503	35.89	30.63	33.48
TUOLUMNE	353	217	29	109	61.13	8.17	30.70
VENTURA	4453	3107	208	1138	69.77	4.67	25.56
YOLO	1086	892	43	151	82.14	3.96	13.90
YUBA	904	656	127	121	72.57	14.05	13.38
TOTALS	161170	89937	22252	48981	55.80	13.81	30.39

A = INCLUDES ALL CASES DISMISSED OR TRANSFERRED TO OTHER JURISDICTIONS AT PROBATION INTAKE
 B = LOS ANGELES COUNTY DATA ARE BASED ON SUMMARY REPORTS INSTEAD OF INDIVIDUAL REPORTS

JUVENILE COURT DISPOSITIONS RESULTING FROM INITIAL PETITIONS, 1976

COURT DISPOSITION BY COUNTY

COUNTY	TOTALS	DIS-TRANS REMAND-A	INITIAL COURT DISPOSITION NON WARD PROBATION	FORMAL PROBATION	CYA-B	PERCENT DIS-TRANS REMAND	PERCENT NON-WARD	PERCENT FORMAL	PERCENT CYA
ALAMEDA	1919	532	370	1010	7	27.72	19.28	52.63	.36
ALPINE	1	0	0	1	0	.00	.00	100.00	.00
AMADOR	18	7	1	10	0	38.89	5.56	55.56	.00
BUTTE	285	74	49	161	1	25.96	17.19	56.49	.35
CALAVERAS	35	19	2	14	0	54.29	5.71	40.00	.00
COLUSA	33	7	4	22	0	21.21	12.12	66.67	.00
CONTRA COSTA	1736	822	392	519	3	47.35	22.58	29.90	.17
DEL NORTE	76	23	15	38	0	30.26	19.74	50.00	.00
EL DORADO	119	39	9	70	1	32.77	7.56	58.82	.84
FRESNO	940	282	154	497	7	30.00	16.38	52.87	.74
GLENN	28	4	2	22	0	14.29	7.14	78.57	.00
HUMBOLDT	237	82	30	123	2	34.60	12.66	51.90	.84
IMPERIAL	227	109	26	88	4	48.02	11.45	38.77	1.76
INYO	32	13	0	19	0	40.63	.00	59.38	.00
KERN	849	117	70	655	7	13.78	8.24	77.15	.82
KINGS	169	27	27	114	1	15.98	15.98	67.46	.39
LAKE	81	40	1	40	0	49.38	1.23	49.38	.00
LASSEN	28	11	2	15	0	39.29	7.14	59.57	.00
LOS ANGELES-C	16793	6867	1742	8080	104	40.89	10.37	48.12	.62
MADERA	221	98	0	122	3	43.44	.00	55.20	1.36
MARIN	256	95	56	104	1	37.11	21.88	40.63	.39
MARIPOSA	8	4	1	3	0	50.00	12.50	37.50	.00
MENDOCINO	190	72	1	109	8	37.89	.53	57.37	4.21
MERCED	366	68	51	247	0	18.38	13.93	67.49	.00
MODOC	20	4	3	13	0	20.00	15.00	65.00	.00
MONO	11	4	1	6	0	36.36	9.09	54.55	.00
MONTEREY	718	248	179	289	2	34.54	24.93	40.25	.28
NAPA	205	45	17	143	0	21.95	8.29	69.76	.00
NEVADA	78	16	2	60	0	20.51	2.56	76.92	.00
ORANGE	6121	2575	770	2766	10	42.07	12.58	45.19	.16
PLACER	271	120	47	102	2	44.28	17.34	37.64	.74
PLUMAS	40	16	10	14	0	40.00	25.00	35.00	.00
RIVERSIDE	1479	394	252	824	9	26.64	17.04	55.71	.61
SACRAMENTO	1714	504	245	952	13	29.40	14.29	55.54	.76
SAN BENITO	31	4	4	23	0	12.90	12.90	74.19	.00
SAN BERNARDINO	2157	616	2	1339	0	28.36	.09	71.35	.00
SAN DIEGO	3799	1263	124	2949	63	33.25	3.26	61.83	1.66
SAN FRANCISCO	956	331	50	559	16	34.62	5.23	58.47	1.67
SAN JOAQUIN	785	306	16	459	4	38.98	2.04	58.47	.51
SAN LUIS OBISPO	278	85	32	160	1	30.58	11.51	57.55	.36
SAN MATEO	1262	360	185	714	3	28.53	14.66	56.58	.24
SANTA BARBARA	553	152	67	331	3	27.62	12.09	59.75	.54
SANTA CLARA	2731	820	249	1652	10	30.03	9.12	60.49	.37
SANTA CRUZ	243	81	12	140	10	33.33	4.94	57.61	4.12
SHASTA	355	53	25	271	6	14.93	7.04	76.34	1.69
SIERRA	10	4	0	6	0	40.00	.00	60.00	.00
SISKIYOU	18	6	1	11	0	33.33	5.56	61.11	.00
SOLANO	493	155	54	281	3	31.44	10.95	57.00	.61

JUVENILE COURT DISPOSITIONS RESULTING FROM INITIAL PETITIONS, 1976

COURT DISPOSITION BY COUNTY

COUNTY	TOTALS	INITIAL COURT DISPOSITION			CYA-B	PERCENT DIS-TRANS REMAND	PERCENT NON-WARD	PERCENT FORMAL	PERCENT CYA
		DIS-TRANS REMAND-A	NON WARD PROBATION	FORMAL PROBATION					
SONOMA	684	271	203	210	0	39.62	29.68	30.70	.00
STANISLAUS	778	251	171	350	6	32.26	21.98	44.99	.77
SUTTER	82	30	7	44	1	36.59	8.54	53.66	1.22
TEHAMA	80	19	6	54	1	23.75	7.50	67.50	1.23
TRINITY	5	3	0	0	2	60.00	.00	.00	40.00
TULARE	607	130	155	317	5	21.42	25.54	52.22	.82
TUOLUMNE	91	44	12	35	0	48.35	13.19	38.46	.00
VENTURA	1175	450	323	395	7	38.30	27.49	33.62	.60
YOLO	164	52	46	66	0	31.71	28.05	40.24	.00
YUBA	154	42	7	103	2	27.27	4.55	66.88	1.30
TOTALS	52795	18864	6282	27321	328	35.73	11.90	51.75	.62

A - INCLUDES ALL CASES DISMISSED, TRANSFERRED AND REMANDED TO ADULT COURT
 B - CALIFORNIA YOUTH AUTHORITY
 C - LOS ANGELES COUNTY DATA ARE BASED ON SUMMARY REPORTS INSTEAD OF INDIVIDUAL REPORTS

SUBSEQUENT PETITIONS ADJUDICATED
WHILE JUVENILES WERE UNDER COURT JURISDICTION, 1976

JUVENILE COURT DISPOSITION BY COUNTY

COUNTY	TOTALS	DIS-TRANS REMAND-A	DISPOSITION PRIOR STATUS MAINT-B	FORMAL PROB INIT-C	CYA=D	PERCENT DIS TRANS REMAND	PERCENT PRIOR STATUS MAINT	PERCENT FORMAL PROB INIT	PERCENT CYA
ALAMEDA	1313	77	1135	43	58	5.86	86.44	3.27	4.42
ALPINE	1	0	1	0	0	.00	100.00	.00	.00
AMADOR	1	0	0	0	1	.00	.00	.00	100.00
BUTTE	96	0	80	2	14	.00	83.33	2.08	14.38
CALAVERAS	12	2	6	0	4	16.67	50.00	.00	33.33
COLUSA	21	2	16	1	2	9.52	76.19	4.76	9.52
CONTRA COSTA	1020	87	832	70	31	8.53	81.57	6.86	3.04
DEL NORTE	20	1	16	2	1	5.00	80.00	10.00	5.00
EL DORADO	56	0	54	0	2	.00	96.43	.00	3.57
FRESNO	508	25	429	18	36	4.92	84.45	3.54	7.09
GLENN	10	0	9	0	1	.00	90.00	.00	10.00
HUMBOLDT	174	17	153	2	2	9.77	87.93	1.15	1.15
IMPERIAL	125	8	63	4	50	6.40	50.40	3.20	40.00
INYO	8	2	6	0	0	25.00	75.00	.00	.00
KERN	815	19	700	10	86	2.33	85.89	1.23	10.35
KINGS	95	10	74	0	11	10.53	77.89	.00	11.58
LAKE	9	1	7	0	1	11.11	77.78	.00	11.11
LASSEN	0	0	0	0	0	.00	.00	.00	.00
LOS ANGELES-E	1040	319	684	37	330	30.71	65.82	3.20	3.17
MADERA	153	4	136	0	13	2.61	88.89	.00	8.50
MARIN	224	11	197	7	9	4.91	87.95	3.13	4.02
MARIPOSA	1	0	0	0	1	.00	.00	.00	100.00
MENDOCINO	41	9	28	0	4	21.95	68.29	.00	9.76
MERCED	262	11	233	7	11	4.20	88.93	2.67	4.20
MODOC	3	1	2	0	0	33.33	66.67	.00	.00
MONO	1	0	1	0	0	.00	100.00	.00	.00
MONTEREY	436	23	376	26	11	5.28	86.24	5.96	2.52
NAPA	113	4	101	5	3	3.54	89.38	4.42	2.65
NEVADA	28	2	24	0	2	7.14	85.71	.00	7.14
ORANGE	3597	245	3189	109	54	6.81	88.66	3.03	1.50
PLACER	144	4	118	7	15	2.78	81.94	4.86	10.42
PLUMAS	9	2	5	1	1	22.22	55.56	11.11	11.11
RIVERSIDE	1157	101	957	45	54	8.73	82.71	3.89	4.67
SACRAMENTO	1267	42	1109	26	90	3.31	87.53	2.05	7.10
SAN BENITO	13	1	9	0	3	7.69	69.23	.00	23.08
SAN BERNARDINO	949	2	891	2	54	.21	93.89	.21	5.69
SAN DIEGO	2067	201	1689	13	164	9.72	81.71	.63	7.93
SAN FRANCISCO	510	7	401	3	99	1.37	78.63	.59	19.41
SAN JOAQUIN	466	12	424	4	26	2.58	90.99	.86	5.58
SAN LUIS OBISPO	79	3	71	1	4	3.80	89.87	1.27	5.06
SAN MATEO	953	36	832	26	59	3.78	87.30	2.73	6.19
SANTA BARBARA	415	34	353	6	22	8.19	85.06	1.45	5.30
SANTA CLARA	1605	128	1356	31	90	7.98	84.49	1.93	5.61
SANTA CRUZ	103	7	63	1	32	6.80	61.17	.97	31.07
SHASTA	300	14	242	24	20	4.67	80.67	8.60	6.67
SIERRA	3	0	3	0	0	.00	100.00	.00	.00
SISKIYOU	2	0	2	0	0	.00	100.00	.00	.00

SUBSEQUENT PETITIONS ADJUDICATED
WHILE JUVENILES WERE UNDER COURT JURISDICTION, 1976

JUVENILE COURT DISPOSITION BY COUNTY

COUNTY	TOTALS	DIS-TRANS REMAND-A	DISPOSITION		CYA-D	PERCENT DIS TRANS REMAND	PERCENT PRIOR STATUS MAINT	PERCENT FORMAL PROB INIT	PERCENT CYA
			PRIOR STATUS MAINT-B	FORMAL PROB INIT-C					
COLAND	246	17	215	3	11	6.91	87.40	1.22	4.47
SONOMA	250	30	181	24	15	12.00	72.40	9.60	6.00
STANISLAUS	486	32	401	24	29	6.58	82.51	4.94	5.97
SUTTER	24	0	23	0	1	.00	95.83	.00	4.17
TEHAMA	48	1	43	0	4	2.08	89.58	.00	8.33
TRINITY	0	0	0	0	0	.00	.00	.00	.00
TULARE	615	5	575	21	14	.81	93.50	3.41	2.28
TUOLUMNE	28	2	24	1	1	7.14	85.71	3.57	3.57
VENTURA	591	126	362	38	65	21.32	61.25	6.43	11.00
YOLO	86	6	71	5	6	6.82	80.68	5.68	6.82
YUBA	84	9	60	1	14	10.71	71.43	1.19	16.67
TOTALS	32049	4578	25196	644	1631	14.28	78.62	2.01	5.09

A - INCLUDES ALL CASES DISMISSED, TRANSFERRED OR REMANDED TO ADULT COURT
 B - PRIOR STATUS MAINTAINED
 C - FORMAL PROBATION INITIATED
 D - CALIFORNIA YOUTH AUTHORITY
 E - LOS ANGELES COUNTY DATA ARE BASED ON SUMMARY REPORTS INSTEAD OF INDIVIDUAL REPORTS

REMOVALS FROM JUVENILE PROBATION, 1976

TYPE OF REMOVAL BY COUNTY

COUNTY	TOTALS	TYPE OF REMOVAL					
		INFORMAL REMOVALS	NONWARD REMOVALS	FORMAL REMOVALS	PERCENT INFORMAL REMOVAL	PERCENT NONWARD REMOVAL	PERCENT FORMAL REMOVAL
ALAMEDA	1641	758	220	663	46.19	13.41	40.40
ALPINE	2	1	0	1	50.00	.00	50.00
AMADOR	63	53	1	9	84.13	1.59	14.29
BUTTE	286	96	35	155	33.57	12.24	54.20
CALAVERAS	71	50	3	18	70.42	4.23	25.35
COLUSA	52	30	3	19	57.69	5.77	36.54
CONTRA COSTA	2404	1330	406	668	55.32	16.89	27.79
DEL NORTE	66	26	12	28	39.39	18.18	42.42
EL DORADO	287	215	11	61	74.91	3.83	21.25
FRESNO	1550	874	164	512	56.39	10.58	33.03
GLENN	132	108	0	24	81.82	.00	18.18
HUMBOLDT	266	106	27	133	39.85	10.15	50.00
IMPERIAL	401	241	36	124	60.10	8.98	30.92
INYO	37	20	0	17	54.05	.00	45.95
KERN	1335	397	70	868	29.74	5.24	65.02
KINGS	315	155	18	142	49.21	5.71	45.08
LAKE	89	68	1	20	76.40	1.12	22.47
LASSEN	55	43	1	11	78.18	1.82	20.00
LOS ANGELES-A	15765	8009	599	7157	50.80	3.80	45.40
MADERA	235	112	2	121	47.66	.85	51.49
MARIN	259	34	49	176	13.13	18.92	67.95
MARIPOSA	7	3	0	4	42.86	.00	57.14
MENDOCINO	180	70	7	103	38.89	3.89	57.22
MERCED	711	502	59	150	70.60	8.30	21.10
MODOC	70	66	1	3	94.29	1.43	4.29
MONO	44	39	0	5	88.64	.00	11.36
MONTEREY	703	193	165	345	27.45	23.47	49.08
NAPA	216	74	22	120	34.26	10.19	55.56
NEVADA	143	95	2	46	66.43	1.40	32.17
ORANGE	4826	776	768	3282	16.08	15.91	68.01
PLACER	391	205	51	135	52.43	13.04	34.53
PLUMAS	71	41	10	20	57.75	14.08	28.17
RIVERSIDE	1970	1012	229	729	51.37	11.62	37.01
SACRAMENTO	2095	776	224	1095	37.04	10.69	52.27
SAN BENITO	59	45	1	13	76.27	1.69	22.03
SAN BERNARDINO	1995	337	38	1620	16.89	1.90	81.20
SAN DIEGO	2582	155	131	2296	6.00	5.07	88.92
SAN FRANCISCO	805	37	53	715	4.60	6.58	88.82
SAN JOAQUIN	638	100	26	512	15.67	4.08	80.25
SAN LUIS OBISPO	220	4	17	199	1.82	7.73	90.45
SAN MATEO	1273	206	188	879	16.18	14.77	69.05
SANTA BARBARA	1167	600	107	460	51.41	9.17	39.42
SANTA CLARA	3973	2156	228	1589	54.27	5.74	39.99
SANTA CRUZ	249	114	12	123	45.78	4.82	49.40
SHASTA	403	223	60	120	55.33	14.89	29.78
SIERRA	8	8	0	0	100.00	.00	.00
SISKIYOU	73	57	2	14	78.08	2.74	19.18

50

REMOVALS FROM JUVENILE PROBATION, 1976

TYPE OF REMOVAL BY COUNTY

COUNTY	TOTALS	TYPE OF REMOVAL					
		INFORMAL REMOVALS	NONWARD REMOVALS	FORMAL REMOVALS	PERCENT INFORMAL REMOVAL	PERCENT NONWARD REMOVAL	PERCENT FORMAL REMOVAL
SQLAND	469	176	55	238	37.53	11.73	50.75
SONOMA	746	346	164	236	46.38	21.98	31.64
STANISLAUS	1096	362	169	565	33.03	15.42	51.55
SUTTER	108	55	4	49	50.93	3.70	45.37
TEHAMA	151	95	6	50	62.91	3.97	33.11
TRINITY	8	8	0	0	100.00	.00	.00
TULARE	978	432	117	429	44.17	11.96	43.87
TUOLUMNE	99	54	6	39	54.55	6.06	39.39
VENTURA	1034	251	283	500	24.27	27.37	48.36
YOLO	211	53	40	118	25.12	18.96	55.92
YUBA	261	140	8	113	53.64	3.07	43.30
TOTALS	55344	22592	4911	27841	40.82	8.87	50.31

* LOS ANGELES DATA ARE BASED ON SUMMARY REPORTS
INSTEAD OF INDIVIDUAL REPORTS

STATUS OF ACTIVE JUVENILE CASELOAD ON DECEMBER 31, 1976

PROBATION STATUS BY COUNTY

COUNTY	TOTALS	INFORMAL PROBATION	CURRENT STATUS NON-WARD PROBATION	FORMAL PROBATION	PERCENT INFORMAL PROBATION	PERCENT NON-WARD PROBATION	PERCENT FORMAL PROBATION
ALAMEDA	2934	524	191	2219	17.86	6.51	75.63
ALPINE	6	0	5	1	.00	83.33	16.67
AMADOR	23	18	0	5	78.26	.00	21.74
BUTTE	363	67	41	255	18.46	11.29	70.25
CALAVERAS	37	12	0	25	32.43	.00	67.57
COLUSA	44	11	1	32	25.00	2.27	72.73
CONTRA COSTA	1834	460	158	1216	25.08	8.62	66.30
DEL NORTE	82	14	8	60	17.07	9.76	73.17
EL DORADO	174	70	7	97	40.23	4.02	55.75
FRESNO	1123	259	83	781	23.06	7.39	69.55
GLENN	104	63	2	39	60.58	1.92	37.50
HUMBOLDT	198	38	11	149	19.19	5.56	75.25
IMPERIAL	263	68	14	181	25.86	5.32	68.82
INYO	57	8	0	49	14.04	.00	85.96
KERN	1780	200	28	1552	11.24	1.57	87.19
KINGS	377	108	12	257	28.65	3.18	68.17
LAKE	157	100	0	57	63.69	.00	36.31
LASSEN	28	11	1	16	39.29	3.57	57.14
SAN ANGELES-A	17252	3823	329	13100	22.16	1.91	75.93
MADERA	208	44	0	164	21.15	.00	78.83
MARIN	314	25	39	250	7.96	12.42	79.62
MARIPOSA	11	4	1	6	36.36	9.09	54.55
MENDOCINO	154	36	1	117	23.38	.65	75.97
MERCED	542	204	15	323	37.64	2.77	59.59
MODOC	30	9	2	19	30.00	6.67	63.33
MONO	14	5	1	8	35.71	7.14	57.14
MONTEREY	510	98	78	334	19.22	15.29	65.49
NAPA	331	50	13	268	15.11	3.93	80.97
NEVADA	145	44	0	101	30.34	.00	69.66
ORANGE	4203	269	329	3605	6.40	7.83	85.77
PLACER	218	68	16	134	31.19	7.34	61.47
PLUMAS	36	16	1	19	44.44	2.78	52.78
RIVERSIDE	2242	521	127	1594	23.24	5.66	71.10
SACRAMENTO	2198	376	141	1681	17.11	6.41	76.48
SAN BENITO	66	28	4	34	42.42	6.06	51.52
SAN BERNARDINO	1891	229	1	1661	12.11	.05	87.84
SAN DIEGO	2307	88	48	2171	3.81	2.08	94.10
SAN FRANCISCO	1837	239	54	1544	13.01	2.94	84.05
SAN JOAQUIN	753	69	7	677	9.16	.93	89.91
SAN LUIS OBISPO	223	3	19	201	1.35	8.52	90.13
SAN MATEO	1348	116	108	1124	8.61	8.01	83.38
SANTA BARBARA	830	213	31	586	25.66	3.73	70.60
SANTA CLARA	3898	913	153	2832	23.42	3.93	72.65
SANTA CRUZ	272	73	4	195	26.84	1.47	71.69
SHASTA	427	59	13	355	13.82	3.04	83.14
SIERRA	8	2	0	6	25.00	.00	75.00
SISKIYOU	33	7	0	26	21.21	.00	78.79
SOLANO	508	85	27	396	16.73	5.31	77.95

STATUS OF ACTIVE JUVENILE CASELOAD ON DECEMBER 31, 1976

PROBATION STATUS BY COUNTY

COUNTY	TOTALS	CURRENT STATUS			PERCENT INFORMAL PROBATION	PERCENT NON-WARD PROBATION	PERCENT FORMAL PROBATION
		INFORMAL PROBATION	NON-WARD PROBATION	FORMAL PROBATION			
SONOMA	560	148	91	321	26.43	16.25	57.32
STANISLAUS	749	147	80	522	19.63	10.68	69.69
SUTTER	94	13	6	75	13.83	6.38	79.79
TEHAMA	157	47	2	108	29.94	1.27	68.79
TRINITY	39	35	0	4	89.74	.00	10.26
TULARE	743	176	74	493	23.69	9.96	66.35
TUOLUMNE	59	8	6	45	13.56	10.17	76.27
VENTURA	748	110	137	501	14.71	18.32	66.98
YOLO	160	17	18	125	10.63	11.25	78.13
YUBA	157	33	2	122	21.02	1.27	77.71
TOTALS	55859	10481	2540	42838	18.76	4.55	76.69

*- LOS ANGELES DATA ARE BASED ON SUMMARY REPORTS
INSTEAD OF INDIVIDUAL REPORTS

DISPOSITION OF ADULT FELONY ARRESTS IN 37 COUNTIES, 1976
TYPE OF DISPOSITION BY COUNTY

TYPE OF DISPOSITION	TOTALS	COUNTY								
		ALAMEDA	ALPINE	AMADOR	BUTTE	CALAVERAS	COLUSA	CONTRA COSTA	DEL NORTE	EL DORADO
DISPOSITION OF FELONY ARRESTS	157537	9791	3	89	304	107	63	4116	136	532
LAW ENFORCEMENT RELEASES	10595	122	0	0	17	1	1	729	13	22
COMPLAINTS DENIED	21371	1308	0	2	13	2	0	296	23	26
COMPLAINTS FILED	125371	8361	3	87	274	104	62	3091	120	484
MISDEMEANOR	64414	3862	2	10	70	23	25	1716	88	173
FELONY	60957	4499	1	77	204	81	37	1373	32	309
LOWER COURT DISPOSITIONS	89295	6519	3	60	129	73	39	2015	111	327
DISMISSED	31471	2604	1	17	44	24	5	759	25	130
ACQUITTED	872	43	0	0	1	0	1	26	1	3
CONVICTED	56952	3872	2	43	84	49	33	1234	85	194
GUILTY PLEA	55146	3716	2	43	81	44	33	1194	81	191
JURY TRIAL	847	38	0	0	1	3	0	38	2	0
COURT TRIAL	959	118	0	0	2	2	0	7	2	3
SENTENCE	56952	3872	2	43	84	49	33	1234	85	194
YOUTH AUTHORITY	85	6	0	0	0	0	0	2	0	0
PROBATION	20234	1526	0	34	21	19	11	226	26	34
PROBATION AND JAIL	19576	886	0	1	15	13	5	317	3	44
JAIL	9610	916	1	2	30	10	8	383	28	48
FINE	6761	389	1	6	17	5	9	278	28	44
OTHER	666	149	0	0	1	2	0	31	0	4
SUPERIOR COURT DISPOSITIONS	36076	1842	0	27	145	31	23	1078	9	137
DISMISSED	4395	234	0	3	15	2	2	60	0	26
ACQUITTED	1118	23	0	0	5	0	0	9	0	0
CONVICTED	30563	1585	0	24	125	29	21	1009	9	131
ORIGINAL PLEA OF GUILTY	8458	107	0	16	69	9	10	109	4	74
CHANGE PLEA TO GUILTY	18112	1388	0	6	24	19	8	834	3	31
JURY TRIAL	2628	84	0	1	26	1	2	71	1	6
COURT TRIAL	917	5	0	1	6	0	0	1	1	0
TRIAL BY TRANSCRIPT	448	1	0	0	0	0	1	0	0	0
SENTENCE	30563	1585	0	24	125	29	21	1009	9	131
DEATH	14	0	0	0	0	0	0	1	0	0
PRISON	5437	221	0	2	61	3	0	140	3	13
YOUTH AUTHORITY	1502	62	0	8	6	0	0	80	1	4
PROBATION	5264	322	0	11	19	13	1	159	2	9
PROBATION AND JAIL	15181	880	0	2	30	11	17	322	1	33
JAIL	1635	39	0	1	5	1	3	26	2	13
FINE	158	2	0	0	0	0	0	3	0	1
CRC	1158	52	0	0	3	0	0	69	0	2
MDSO	197	6	0	0	1	1	0	9	0	1
OTHER	17	1	0	0	0	0	0	0	0	1

54

NOTE: TOTAL INCLUDES 34 ARRESTS FROM STATE AGENCIES RELEASED AT LOCAL LEVELS FROM UNKNOWN COUNTIES.

DISPOSITION OF ADULT FELONY ARRESTS IN 57 COUNTIES, 1976
 TYPE OF DISPOSITION BY COUNTY

TYPE OF DISPOSITION	COUNTY							
	FRESNO	GLENN	HUMBOLDT	IMPERIAL	INYO	KERN	KINGS	LAKE
DISPOSITION OF FELONY ARRESTS	2951	90	779	614	68	3337	439	161
LAW ENFORCEMENT RELEASES	179	2	5	38	1	287	6	1
COMPLAINTS DENIED	296	1	27	35	3	110	28	3
COMPLAINTS FILED	2476	87	747	541	64	2940	405	157
MISDEMEANOR	1206	14	257	152	15	1636	129	23
FELONY	1270	69	490	389	49	1304	276	134
LOWER COURT DISPOSITIONS	2547	32	513	419	40	2284	326	62
DISMISSED	1026	10	226	178	10	850	136	22
ACQUITTED	15	0	0	12	0	9	3	0
CONVICTED	1306	22	287	229	30	1425	187	40
GUILTY PLEA	1274	22	280	202	30	1392	177	39
JURY TRIAL	29	0	4	3	0	20	9	0
COURT TRIAL	3	0	1	24	0	13	1	1
SENTENCE	1306	22	287	229	30	1425	187	40
YOUTH AUTHORITY	3	0	1	2	0	6	0	0
PROBATION	237	5	129	90	17	646	46	15
PROBATION AND JAIL	773	6	65	51	0	416	61	11
JAIL	207	9	52	49	7	218	55	8
FINE	80	2	39	31	5	132	25	6
OTHER	6	0	1	6	1	7	0	0
SUPERIOR COURT DISPOSITIONS	129	55	234	122	24	656	79	95
DISMISSED	41	27	52	16	4	52	25	14
ACQUITTED	3	0	3	2	0	17	5	2
CONVICTED	85	28	179	104	20	587	49	79
ORIGINAL PLEA OF GUILTY	36	19	88	46	8	347	13	21
CHANGE PLEA TO GUILTY	31	6	74	42	12	158	22	46
JURY TRIAL	17	3	15	12	0	76	14	12
COURT TRIAL	1	0	2	3	0	4	0	0
TRIAL BY TRANSCRIPT	0	0	0	1	0	2	0	0
SENTENCE	85	28	179	104	20	587	49	79
DEATH	0	0	0	0	0	0	0	0
PRISON	32	4	23	23	1	191	14	13
YOUTH AUTHORITY	6	1	2	6	0	25	0	5
PROBATION	5	3	48	18	10	62	1	12
PROBATION AND JAIL	28	17	59	36	6	236	26	33
JAIL	0	3	42	13	3	14	1	10
FINE	0	0	1	0	0	3	0	2
CRC	13	0	3	8	0	52	7	0
MDSO	0	0	1	0	0	2	0	4
OTHER	1	0	0	0	0	2	0	0

55

DISPOSITION OF ADULT FELONY ARRESTS IN 57 COUNTIES, 1976
 TYPE OF DISPOSITION BY COUNTY

TYPE OF DISPOSITION	COUNTY								
	LASSEN	LOS ANGELES	MADERA	MARIN	MARIPOSA	MENDOCINO	MERCED	MODOC	
DISPOSITION OF FELONY ARRESTS	79	63531	309	1015		24	188	692	49
LAW ENFORCEMENT RELEASES	1	6057	9	0		1	18	5	0
COMPLAINTS DENIED	12	12036	13	93		0	2	8	0
COMPLAINTS FILED	66	45438	282	922		23	168	679	49
MISDEMEANOR	26	28322	106	382		3	58	193	7
FELONY	40	17116	176	540		18	110	486	42
LOWER COURT DISPOSITIONS	42	30998	211	620		19	100	419	17
DISMISSED	9	8954	89	239		6	29	159	5
ACQUITTED	0	440	2	6		0	4	4	0
CONVICTED	33	21604	129	375		13	67	256	12
GUILTY PLEA	32	20880	118	370		12	49	247	10
JURY TRIAL	0	342	9	5		0	3	4	1
COURT TRIAL	1	382	2	0		0	19	5	1
SENTENCE	33	21604	120	375		13	67	256	12
YOUTH AUTHORITY	0	20	1	0		0	0	0	0
PROBATION	8	7821	13	135		1	12	56	8
PROBATION AND JAIL	10	7370	48	177		3	13	69	1
JAIL	10	3519	40	49		3	30	58	3
FINE	9	2576	18	10		0	12	31	0
OTHER	0	298	0	4		0	0	2	0
SUPERIOR COURT DISPOSITIONS	24	14440	71	302		4	68	260	32
DISMISSED	4	1963	15	11		0	4	26	3
ACQUITTED	0	671	1	18		0	5	5	0
CONVICTED	20	11806	55	273		4	59	229	29
ORIGINAL PLEA OF GUILTY	12	2163	14	36		1	28	103	21
CHANGE PLEA TO GUILTY	4	7850	24	196		3	16	88	4
JURY TRIAL	1	794	17	34		0	11	34	3
COURT TRIAL	3	600	0	6		0	4	10	1
TRIAL BY TRANSCRIPT	0	399	0	1		0	0	0	0
SENTENCE	20	11806	55	273		4	59	229	29
DEATH	0	4	0	4		0	0	1	0
PRISON	14	1690	34	44		1	20	28	7
YOUTH AUTHORITY	0	637	1	12		0	4	6	1
PROBATION	1	2293	3	24		2	1	9	6
PROBATION AND JAIL	1	5824	13	173		0	24	156	14
JAIL	4	812	1	6		1	10	9	1
FINE	0	94	0	1		0	0	0	0
CRC	0	379	3	7		0	0	14	0
HDSO	0	71	0	1		0	0	2	0
OTHER	0	2	0	1		0	0	1	0

DISPOSITION OF ADULT FELONY ARRESTS IN 57 COUNTIES, 1976
 TYPE OF DISPOSITION BY COUNTY

TYPE OF DISPOSITION	COUNTY							
	MONO	MONTEREY	NAPA	NEVADA	ORANGE	PLACER	PLUMAS	RIVERSIDE
DISPOSITION OF FELONY ARRESTS	46	1734	345	173	11930	467	61	4108
LAW ENFORCEMENT RELEASES	0	20	0	2	469	7	9	150
COMPLAINTS DENIED	6	201	5	11	1000	5	1	345
COMPLAINYS FILED	40	1513	340	160	10461	455	51	3613
MISDEMEANOR	7	463	73	54	5998	181	16	1992
FELONY	33	1050	267	106	4463	274	35	1621
LOWER COURT DISPOSITIONS	21	816	256	112	8605	313	24	2674
DISMISSED	5	340	104	38	3754	123	5	946
ACQUITTED	1	13	0	1	41	1	0	23
CONVICTED	15	463	152	73	4810	189	19	1705
GUILTY PLEA	15	442	149	72	4734	185	13	1656
JURY TRIAL	0	13	2	0	57	0	2	26
COURT TRIAL	0	8	1	1	19	4	4	23
SENTENCE	15	463	152	73	4810	189	19	1705
YOUTH AUTHORITY	0	1	0	1	1	2	0	3
PROBATION	3	137	44	16	1526	73	2	813
PROBATION AND JAIL	9	209	49	36	2289	22	3	569
JAIL	2	69	37	11	402	27	3	181
FINE	1	41	21	9	542	59	11	129
OTHER	0	6	1	0	50	10	0	10
SUPERIOR COURT DISPOSITIONS	19	697	84	48	1856	142	27	939
DISMISSED	1	111	8	4	157	31	3	129
ACQUITTED	0	16	3	0	38	2	4	66
CONVICTED	18	570	73	44	1661	109	20	744
ORIGINAL PLEA OF GUILTY	10	205	38	16	861	43	5	410
CHANGE PLEA TO GUILTY	3	282	27	7	578	58	9	208
JURY TRIAL	1	57	7	8	172	7	6	90
COURT TRIAL	2	19	1	13	23	1	0	36
TRIAL BY TRANSCRIPT	2	7	0	0	7	0	0	0
SENTENCE	18	570	73	44	1661	109	20	744
DEATH	0	0	0	0	1	0	0	1
PRISON	1	152	13	13	296	17	8	166
YOUTH AUTHORITY	1	26	9	2	68	7	0	21
PROBATION	8	68	14	9	103	25	9	104
PROBATION AND JAIL	5	260	23	15	1122	49	0	431
JAIL	1	43	4	4	12	6	1	11
FINE	2	3	1	0	2	2	1	1
CRC	0	17	7	1	45	1	0	4
MDSO	0	1	2	0	11	0	0	5
OTHER	0	0	0	0	1	2	1	0

DISPOSITION OF ADULT FELONY ARRESTS IN 57 COUNTIES, 1976
 TYPE OF DISPOSITION BY COUNTY

TYPE OF DISPOSITION	COUNTY								
	SACRAMENTO	SAN BENITO	SAN JUAN	SAN DIEGO	SAN FRANCISCO	SAN JOAQUIN	SAN LUIS OBISPO	SAN MATEO	
DISPOSITION OF FELONY ARRESTS	4711	77	5604	13506	7129	2388	505	2870	
LAW ENFORCEMENT RELEASES	34	3	710	1381	19	14	4	56	
COMPLAINTS DENIED	413	1	458	1506	2235	104	83	99	
COMPLAINTS FILED	4264	73	4436	10619	4879	2267	418	2715	
MISDEMEANOR	1343	31	1883	4921	2177	790	238	1203	
FELONY	2921	42	2551	5698	2702	1477	180	1512	
LOWER COURT DISPOSITIONS	3149	49	2971	7120	3430	1721	290	2115	
DISMISSED	1126	15	1067	2798	1358	552	77	797	
ACQUITTED	13	0	14	112	25	4	2	10	
CONVICTED	2010	34	1890	4210	2047	1165	211	1308	
GUILTY PLEA	1978	34	1852	4093	1871	1146	209	1272	
JURY TRIAL	18	0	22	66	16	14	1	24	
COURT TRIAL	14	0	16	51	160	5	1	12	
SENTENCE	2010	34	1890	4210	2047	1165	211	1308	
YOUTH AUTHORITY	5	0	6	4	2	3	0	2	
PROBATION	579	7	807	2310	274	359	98	483	
PROBATION AND JAIL	547	8	551	1100	1244	655	64	431	
JAIL	440	8	316	405	421	90	18	230	
FINE	437	11	204	376	78	56	30	145	
OTHER	2	0	6	15	28	2	1	17	
SUPERIOR COURT DISPOSITIONS	1115	24	1465	3499	1449	546	128	600	
DISMISSED	175	5	160	271	202	78	7	63	
ACQUITTED	23	0	41	45	8	13	2	8	
CONVICTED	917	19	1264	3183	1239	459	119	529	
ORIGINAL PLEA OF GUILTY	362	10	523	1089	175	45	71	141	
CHANGE PLEA TO GUILTY	456	8	568	1823	892	356	45	338	
JURY TRIAL	91	1	156	222	122	50	3	42	
COURT TRIAL	8	0	16	40	50	1	0	5	
TRIAL BY TRANSCRIPT	0	0	1	9	0	3	0	3	
SENTENCE	917	19	1264	3183	1239	459	119	529	
DEATH	0	0	1	1	0	0	0	0	
PRISON	207	3	290	550	249	97	56	95	
YOUTH AUTHORITY	47	0	86	105	56	30	1	18	
PROBATION	96	3	337	651	190	95	5	93	
PROBATION AND JAIL	448	11	409	1545	678	212	45	278	
JAIL	66	2	67	103	21	12	2	25	
FINE	1	0	5	14	1	0	0	7	
CRC	39	0	62	184	40	7	6	11	
MDSO	13	0	7	29	4	2	4	1	
OTHER	0	0	0	1	0	0	0	1	

DISPOSITION OF ADULT FELONY ARRESTS IN 57 COUNTIES, 1976
 TYPE OF DISPOSITION BY COUNTY

TYPE OF DISPOSITION	SANTA BARBARA	SANTA CLARA#	SANTA CRUZ	SHASTA	COUNTY SIERRA	SISKIYOU	SOLANO	SONOMA	STANISLAUS
DISPOSITION OF FELONY ARRESTS	1685		1081	733	26	162	1486	1075	1628
LAW ENFORCEMENT RELEASES	22		1	6	2	5	21	15	23
COMPLAINTS DENIED	181		48	0	0	9	26	96	126
COMPLAINTS FILED	1482		1032	727	24	148	1439	964	1479
MISDEMEANOR	923		320	120	6	41	323	430	625
FELONY	559		712	607	18	107	1116	534	854
LOWER COURT DISPOSITIONS	1164		648	269	10	80	1106	707	1151
DISMISSED	343		274	85	5	23	475	319	326
ACQUITTED	6		1	0	0	0	9	4	3
CONVICTED	815		373	184	5	57	622	384	822
GUILTY PLEA	794		363	166	5	51	614	375	810
JURY TRIAL	12		4	4	0	1	7	4	6
COURT TRIAL	9		6	14	0	5	1	5	6
SENTENCE	815		373	184	5	57	622	384	822
YOUTH AUTHORITY	2		3	0	0	0	1	3	0
PROBATION	276		83	69	2	12	239	171	149
PROBATION AND JAIL	168		131	49	0	7	214	98	186
JAIL	212		97	27	2	16	116	76	242
FINE	156		57	38	1	22	51	35	245
OTHER	1		2	1	0	0	1	1	0
SUPERIOR COURT DISPOSITIONS	318	3246	384	458	14	68	333	257	328
DISMISSED	34	231	48	38	6	11	6	61	30
ACQUITTED	6	40	7	4	1	6	7	7	8
CONVICTED	278	2975	329	416	7	51	320	189	290
ORIGINAL PLEA OF GUILTY	70	221	123	180	5	25	152	30	96
CHANGE PLEA TO GUILTY	149	2452	171	188	2	17	128	124	141
JURY TRIAL	45	189	27	36	0	8	38	29	47
COURT TRIAL	12	41	3	11	0	1	1	6	6
TRIAL BY TRANSCRIPT	2	72	5	1	0	0	1	0	0
SENTENCE	278	2975	329	416	7	51	320	189	290
DEATH	0	1	0	0	0	0	0	0	0
PRISON	65	516	62	83	0	14	85	48	58
YOUTH AUTHORITY	8	214	17	22	0	2	9	21	20
PROBATION	33	439	46	57	4	12	102	20	4
PROBATION AND JAIL	122	1423	175	177	2	7	112	77	195
JAIL	25	141	9	61	1	13	8	4	7
FINE	0	29	0	3	0	1	3	0	1
CRC	16	198	19	10	0	1	1	16	5
MDSO	2	14	1	2	0	0	0	3	0
OTHER	0	0	0	1	0	1	0	0	0

59

#ONLY SUPERIOR COURT DISPOSITIONS ARE AVAILABLE FOR SANTA CLARA COUNTY AND THESE ARE NOT INCLUDED IN THE 57 COUNTY TOTAL OF 157,537 FELONY ARREST DISPOSITIONS.

DISPOSITION OF ADULT FELONY ARRESTS IN 57 COUNTIES, 1976
 TYPE OF DISPOSITION BY COUNTY

TYPE OF DISPOSITION	COUNTY							
	SUTTER	TEHAMA	TRINITY	TULARE	TUOLUMNE	VENTURA	YOLO	YUBA
DISPOSITION OF FELONY ARRESTS	176	99	68	1110	157	1835	716	337
LAW ENFORCEMENT RELEASES	0	0	0	15	2	90	4	4
COMPLAINTS DENIED	2	2	3	44	10	116	37	27
COMPLAINTS FILED	174	97	65	1051	145	1629	675	306
MISDEMEANOR	60	21	7	365	36	834	299	126
FELONY	114	76	58	686	109	795	376	180
LOWER COURT DISPOSITIONS	106	74	18	726	81	1059	520	187
DISMISSED	36	38	7	244	20	354	189	77
ACQUITTED	1	2	1	5	5	2	3	0
CONVICTED	69	34	10	477	56	703	328	110
GUILTY PLEA	67	32	10	459	55	680	320	109
JURY TRIAL	1	0	0	16	0	19	8	0
COURT TRIAL	1	2	0	2	1	4	0	1
SENTENCE	69	34	10	477	56	703	328	110
YOUTH AUTHORITY	0	0	0	0	0	3	2	0
PROBATION	20	16	1	71	18	277	104	59
PROBATION AND JAIL	14	3	1	168	14	264	77	18
JAIL	18	12	4	193	6	88	76	22
FINE	17	3	4	45	18	71	69	11
OTHER	0	0	0	0	0	0	0	0
SUPERIOR COURT DISPOSITIONS	68	23	47	325	64	570	155	119
DISMISSED	3	3	6	57	20	35	20	13
ACQUITTED	0	0	6	15	2	4	3	4
CONVICTED	65	20	35	253	42	531	132	102
ORIGINAL PLEA OF GUILTY	40	13	28	51	15	169	61	28
CHANGE PLEA TO GUILTY	16	5	7	157	19	306	61	60
JURY TRIAL	8	1	0	45	7	46	10	11
COURT TRIAL	1	1	0	0	1	8	0	3
TRIAL BY TRANSCRIPT	0	0	0	0	0	2	0	0
SENTENCE	65	20	35	253	42	531	132	102
DEATH	0	0	0	0	0	0	0	0
PRISON	8	3	4	72	12	80	27	18
YOUTH AUTHORITY	0	1	1	9	0	30	9	7
PROBATION	14	6	2	4	5	63	16	27
PROBATION AND JAIL	25	9	17	127	16	295	70	32
JAIL	16	0	7	22	6	38	6	10
FINE	0	0	3	0	0	0	0	0
CRC	2	1	0	17	2	19	4	7
MDSO	0	0	1	2	1	6	0	1
OTHER	0	0	0	0	0	0	0	0

DISPOSITION OF ADULT FELONY ARRESTS IN 57 COUNTIES, 1976
TYPE OF DISPOSITION BY ARREST OFFENSE

TYPE OF DISPOSITION	TOTALS	ARREST OFFENSE							MOTOR VEHICLE THEFT	DRUG LAW VIOLS	ALL OTHER
		HOMICIDE	FORCIBLE RAPE	ROBBERY	ASSAULT	BURGLARY	THEFT				
DISPOSITION OF FELONY ARRESTS	157537	1394	1840	10406	21018	29365	18236	8174	44305	22799	
LAW ENFORCEMENT RELEASES	10595	128	194	1172	1772	2420	1334	1513	1017	1045	
COMPLAINTS DENIED	21571	172	466	1793	3556	3064	2520	1495	6073	2432	
COMPLAINTS FILED	125371	1094	1180	7441	15690	23881	14382	5166	37215	19327	
MISDEMEANOR	64414	16	177	1115	10042	9590	7413	2333	24695	9033	
FELONY	60957	1078	1003	6326	5648	14291	6969	2833	12520	10289	
LOWER COURT DISPOSITIONS	89295	150	443	2567	12761	14826	11035	3723	30064	13726	
DISMISSED	31471	133	229	1371	3316	3776	3109	1071	15049	3417	
ACQUITTED	872	0	5	31	255	107	132	44	188	110	
CONVICTED	56952	17	209	1165	9190	10943	7794	2608	14827	10199	
GUILTY PLEA	55146	17	194	1124	8657	10648	7544	2533	14490	9939	
JURY TRIAL	847	0	11	19	334	160	109	22	89	103	
COURT TRIAL	959	0	4	22	199	135	141	53	248	157	
SENTENCE	56952	17	209	1165	9190	10943	7794	2608	14827	10199	
YOUTH AUTHORITY	85	0	0	5	6	44	7	12	3	8	
PROBATION	20254	7	62	309	3807	3328	2646	684	4960	4451	
PROBATION AND JAIL	19576	5	96	490	3140	4787	3095	1148	3734	3081	
JAIL	9610	4	38	280	1379	2234	1543	619	2110	1403	
FINE	6761	1	12	65	772	467	452	115	3723	1154	
OTHER	666	0	1	16	86	83	51	30	297	102	
SUPERIOR COURT DISPOSITIONS	36076	944	737	4874	2929	9055	3347	1443	7151	5596	
DISMISSED	4395	70	96	448	363	689	438	140	1521	630	
ACQUITTED	1118	92	68	156	225	152	88	39	144	154	
CONVICTED	30563	782	573	4270	2341	8214	2821	1264	5486	4812	
ORIGINAL PLEA OF GUILTY	8458	91	102	851	483	2385	927	449	1222	1948	
CHANGE PLEA TO GUILTY	18112	410	324	2672	1333	5051	1655	729	3514	2424	
JURY TRIAL	2628	227	112	573	348	509	172	50	338	279	
COURT TRIAL	917	41	27	122	137	188	53	29	210	110	
TRIAL BY TRANSCRIPT	448	13	8	52	40	81	14	7	182	51	
SENTENCE	30563	782	573	4270	2341	8214	2821	1264	5486	4812	
DEATH	14	13	0	0	1	0	0	0	0	0	
PRISON	5437	469	174	1523	390	1141	269	128	621	722	
YOUTH AUTHORITY	1502	40	33	500	85	569	56	86	63	70	
PROBATION	5264	59	59	286	494	1071	759	172	1239	1125	
PROBATION AND JAIL	15181	193	226	1704	1162	4491	1441	696	3027	2241	
JAIL	1635	7	32	124	186	465	205	156	126	334	
FINE	158	0	2	7	8	8	11	1	74	47	
CRC	1158	1	1	114	8	444	78	24	332	156	
MDSJ	197	0	46	12	6	19	1	1	0	112	
OTHER	17	0	0	0	1	6	1	0	4	5	

NOTE: DATA FOR SANTA CLARA COUNTY ARE NOT AVAILABLE.

DISPOSITION OF ADULT FELONY ARRESTS IN 57 COUNTIES, 1976
PERCENT DISTRIBUTION OF TYPE OF DISPOSITION BY ARREST OFFENSE

TYPE OF DISPOSITION	ARREST OFFENSE									
	TOTALS	HOMICIDE	FORCIBLE RAPE	ROBBERY	ASSAULT	BURGLARY	THEFT	MOTOR VEHICLE THEFT	DRUG LAW VIOL	ALL OTHER
DISPOSITION OF FELONY ARRESTS	100.00	.88	1.17	6.61	13.34	18.64	11.58	5.19	28.12	14.47
LAW ENFORCEMENT RELEASES	100.00	1.21	1.83	11.06	16.72	22.84	12.59	14.28	9.60	9.86
COMPLAINTS DENIED	100.00	.80	2.16	8.31	16.49	14.20	11.68	6.93	28.15	11.27
COMPLAINTS FILED	100.00	.87	.94	5.94	12.51	19.05	11.47	4.12	29.68	15.41
MISDEMEANOR	100.00	.02	.27	1.73	15.59	14.89	11.51	3.62	38.34	14.02
FELONY	100.00	1.77	1.65	10.38	9.27	23.44	11.43	4.65	20.54	16.88
LOWER COURT DISPOSITIONS	100.00	.17	.50	2.87	14.29	16.60	12.36	4.17	33.67	15.37
DISMISSED	100.00	.42	.73	4.36	10.54	12.00	9.88	3.40	47.82	10.86
ACQUITTED	100.00	.00	.57	3.56	29.24	12.27	15.14	5.05	21.56	12.61
CONVICTED	100.00	.03	.37	2.05	16.14	19.21	13.69	4.58	26.03	17.91
GUILTY PLEA	100.00	.03	.35	2.04	15.70	19.31	13.68	4.59	26.28	18.02
JURY TRIAL	100.00	.00	1.30	2.24	39.43	18.89	12.87	2.60	10.51	12.16
COURT TRIAL	100.00	.00	.42	2.29	20.75	14.08	14.70	5.53	25.86	16.37
SENTENCE	100.00	.03	.37	2.05	16.14	19.21	13.69	4.58	26.03	17.91
YOUTH AUTHORITY	100.00	.00	.00	5.88	7.06	51.76	8.24	14.12	3.53	9.41
PROBATION	100.00	.03	.31	1.53	18.80	16.43	13.06	3.38	24.49	21.98
PROBATION AND JAIL	100.00	.03	.49	2.50	16.04	24.45	15.81	5.86	19.07	15.74
JAIL	100.00	.04	.40	2.91	14.35	23.25	16.06	6.44	21.96	14.60
FINE	100.00	.01	.18	.96	11.42	6.91	6.69	1.70	35.07	17.07
OTHER	100.00	.00	.15	2.40	12.91	12.46	7.66	4.50	44.59	15.32
SUPERIOR COURT DISPOSITIONS	100.00	2.62	2.04	13.51	8.12	25.10	9.28	4.00	19.82	15.51
DISMISSED	100.00	1.59	2.18	10.19	8.26	15.68	9.97	3.19	34.61	14.33
ACQUITTED	100.00	8.23	6.08	13.95	20.13	13.60	7.87	3.49	12.88	13.77
CONVICTED	100.00	2.56	1.87	13.97	7.66	26.88	9.23	4.14	17.95	15.74
ORIGINAL PLEA OF GUILTY	100.00	1.08	1.21	10.06	5.71	28.20	10.96	5.31	14.45	23.03
CHANGE PLEA TO GUILTY	100.00	2.26	1.79	14.75	7.36	27.89	9.14	4.02	19.40	13.38
JURY TRIAL	100.00	8.64	4.26	21.80	13.24	19.37	6.54	1.90	13.62	10.62
COURT TRIAL	100.00	4.47	2.94	13.30	14.94	20.50	5.78	3.16	22.90	12.00
TRIAL BY TRANSCRIPT	100.00	2.90	1.79	11.61	8.93	18.08	3.13	1.56	40.63	11.38
SENTENCE	100.00	2.56	1.87	13.97	7.66	26.88	9.23	4.14	17.95	15.74
DEATH	100.00	92.86	.00	.00	7.14	.00	.00	.00	.00	.00
PRISON	100.00	8.63	3.20	28.01	7.17	20.99	4.95	2.35	11.42	13.28
YOUTH AUTHORITY	100.00	2.66	2.20	33.29	5.66	37.88	3.73	5.73	4.19	4.66
PROBATION	100.00	1.12	1.12	5.43	9.39	20.35	14.42	3.27	23.54	21.37
PROBATION AND JAIL	100.00	1.27	1.49	11.22	7.65	29.58	9.49	4.58	19.94	14.76
JAIL	100.00	.43	1.96	7.58	11.38	28.44	12.54	9.54	7.71	20.43
FINE	100.00	.00	1.27	4.43	5.06	5.06	6.96	.63	46.84	29.75
CRC	100.00	.09	.09	9.84	.69	38.34	6.74	2.07	28.67	13.47
MDSO	100.00	.00	23.35	6.09	3.05	9.64	.51	.51	.00	56.85
OTHER	100.00	.00	.00	.00	5.88	35.29	5.88	.00	23.53	29.41

62

NOTE: DATA FOR SANTA CLARA COUNTY ARE NOT AVAILABLE.

DISPOSITION OF ADULT FELONY ARRESTS IN 57 COUNTIES, 1976
TYPE OF DISPOSITION BY AGE

TYPE OF DISPOSITION	TOTALS	AGE				UNKNOWN
		UNDER 20 YEARS	20-29 YEARS	30-39 YEARS	40 AND OVER	
DISPOSITION OF FELONY ARRESTS	157537	20138	92816	27184	15748	1451
LAW ENFORCEMENT RELEASES	10595	1968	6120	1570	891	46
COMPLAINTS DENIED	21571	2898	12337	4007	2179	150
COMPLAINTS FILED	125371	15272	74359	21607	12678	1459
MISDEMEANOR	64414	8653	38715	10362	6153	531
FELONY	60957	6619	35644	11245	6525	924
LOWER COURT DISPOSITIONS	89295	11795	53271	14599	8815	815
DISMISSED	31471	3587	20091	4834	2572	387
ACQUITTED	872	89	508	173	94	8
CONVICTED	56952	8119	32672	9592	6149	420
GUILTY PLEA	55146	7936	31646	9244	5909	411
JURY TRIAL	847	97	466	166	115	3
COURT TRIAL	959	86	560	182	125	6
SENTENCE	56952	8119	32672	9592	6149	420
YOUTH AUTHORITY	85	50	35	0	0	0
PROBATION	20254	2931	11169	3513	2496	145
PROBATION AND JAIL	19576	2962	11221	3288	1970	135
JAIL	9610	1144	5715	1700	962	89
FINE	6761	938	4109	1005	664	45
OTHER	666	94	423	86	57	6
SUPERIOR COURT DISPOSITIONS	36076	3477	21088	7008	3863	640
DISMISSED	4395	274	2486	955	538	142
ACQUITTED	1118	76	572	242	179	49
CONVICTED	30563	3127	18030	5811	3146	449
ORIGINAL PLEA OF GUILTY	8458	1059	4933	1446	859	161
CHANGE PLEA TO GUILTY	18112	1787	10831	3468	1777	249
JURY TRIAL	2628	158	1485	621	335	29
COURT TRIAL	917	74	534	177	126	6
TRIAL BY TRANSCRIPT	448	49	247	99	49	4
SENTENCE	30563	3127	18030	5811	3146	449
DEATH	14	0	10	3	1	0
PRISON	5437	215	3145	1378	628	71
YOUTH AUTHORITY	1502	796	686	3	5	12
PROBATION	5264	477	2822	1095	775	95
PROBATION AND JAIL	15181	1482	9418	2674	1388	219
JAIL	1635	112	988	331	180	24
FINE	158	9	64	32	48	5
CRC	1158	24	792	239	83	20
MDSO	197	10	95	53	36	3
OTHER	17	2	10	3	2	0

63

NOTE: DATA FOR SANTA CLARA COUNTY ARE NOT AVAILABLE.

DISPOSITION OF ADULT FELONY ARRESTS IN 57 COUNTIES, 1976
 PERCENT DISTRIBUTION OF TYPE OF DISPOSITION BY AGE

TYPE OF DISPOSITION	TOTALS	AGE				UNKNOWN
		UNDER 20 YEARS	20-29 YEARS	30-39 YEARS	40 AND OVER	
DISPOSITION OF FELONY ARRESTS	100.00	12.78	58.92	17.26	10.00	1.05
LAW ENFORCEMENT RELEASES	100.00	18.57	57.76	14.82	8.41	.43
COMPLAINTS DENIED	100.00	13.43	57.19	18.58	10.10	.70
COMPLAINTS FILED	100.00	12.18	59.31	17.23	10.11	1.16
MISDEMEANOR	100.00	13.43	60.10	16.09	9.55	.82
FELONY	100.00	10.86	58.47	18.45	10.70	1.52
LOWER COURT DISPOSITIONS	100.00	13.21	59.66	16.35	9.87	.91
DISMISSED	100.00	11.40	63.84	15.36	8.17	1.23
ACQUITTED	100.00	10.21	58.26	19.84	10.78	.92
CONVICTED	100.00	14.26	57.37	16.84	10.80	.74
GUILTY PLEA	100.00	14.39	57.39	16.76	10.72	.75
JURY TRIAL	100.00	11.45	55.02	19.60	13.58	.35
COURT TRIAL	100.00	8.97	58.39	18.98	13.03	.63
SENTENCE	100.00	14.26	57.37	16.84	10.80	.74
YOUTH AUTHORITY	100.00	58.82	41.18	.00	.00	.00
PROBATION	100.00	14.47	55.14	17.34	12.32	.72
PROBATION AND JAIL	100.00	15.13	57.32	16.80	10.06	.69
JAIL	100.00	11.90	59.47	17.69	10.01	.93
FINE	100.00	13.87	60.78	14.86	9.82	.67
OTHER	100.00	14.11	63.51	12.91	8.56	.90
SUPERIOR COURT DISPOSITIONS	100.00	9.64	58.45	19.43	10.71	1.77
DISMISSED	100.00	6.23	56.56	21.73	12.24	3.23
ACQUITTED	100.00	6.80	51.16	21.65	18.01	4.38
CONVICTED	100.00	10.23	58.99	19.01	10.29	1.47
ORIGINAL PLEA OF GUILTY	100.00	12.52	58.32	17.10	10.16	1.90
CHANGE PLEA TO GUILTY	100.00	9.87	59.80	19.15	9.81	1.37
JURY TRIAL	100.00	6.01	56.51	23.63	12.75	1.10
COURT TRIAL	100.00	8.07	58.23	19.30	13.74	.65
TRIAL BY TRANSCRIPT	100.00	10.94	55.13	22.10	10.94	.89
SENTENCE	100.00	10.23	58.99	19.01	10.29	1.47
DEATH	100.00	.00	71.43	21.43	7.14	.00
PRISON	100.00	3.95	57.84	25.34	11.55	1.31
YOUTH AUTHORITY	100.00	53.00	45.67	.20	.33	.80
PROBATION	100.00	9.06	53.61	20.80	14.72	1.80
PROBATION AND JAIL	100.00	9.76	62.04	17.61	9.14	1.44
JAIL	100.00	6.85	60.43	20.24	11.01	1.47
FINE	100.00	5.70	40.51	20.25	30.38	3.16
CRC	100.00	2.07	68.39	20.64	7.17	1.73
MDSO	100.00	5.08	48.22	26.90	18.27	1.52
OTHER	100.00	11.76	58.82	17.65	11.76	.00

64

NOTE: DATA FOR SANTA CLARA COUNTY ARE NOT AVAILABLE.

DISPOSITION OF ADULT FELONY ARRESTS IN 57 COUNTIES, 1976
TYPE OF DISPOSITION BY RACE

TYPE OF DISPOSITION	TOTALS	RACE				
		WHITE	MEXICAN-AMERICAN	NEGRO	OTHER	UNKNOWN
DISPOSITION OF FELONY ARRESTS	157537	80034	26625	44011	2725	4142
LAW ENFORCEMENT RELEASES	10595	4472	2095	3811	105	112
COMPLAINTS DENIED	21571	8788	3657	8671	329	126
COMPLAINTS FILED	125371	66774	20873	31529	2291	3904
MISDEMEANOR	64414	35990	11290	14628	1177	1329
FELONY	60957	30784	9583	16901	1114	2575
LOWER COURT DISPOSITIONS	89295	49941	15240	20503	1712	1899
DISMISSED	31471	17884	4645	7347	590	1005
ACQUITTED	872	396	167	283	15	11
CONVICTED	56952	31661	10428	12873	1107	883
GUILTY PLEA	55146	30790	10133	12305	1061	857
JURY TRIAL	847	404	159	243	25	16
COURT TRIAL	959	467	136	325	21	10
SENTENCE	56952	31661	10428	12873	1107	883
YOUTH AUTHORITY	85	48	16	16	2	3
PROBATION	20254	12239	3356	3909	386	364
PROBATION AND JAIL	19576	9958	3828	5164	372	254
JAIL	9610	4723	2031	2510	201	145
FINE	6761	4346	1084	1086	135	110
OTHER	666	347	113	180	11	7
SUPERIOR COURT DISPOSITIONS	36076	16833	5633	11026	579	2005
DISMISSED	4395	1827	680	1470	64	354
ACQUITTED	1118	407	177	446	16	72
CONVICTED	30363	14599	4776	9110	499	1579
ORIGINAL PLEA OF GUILTY	8458	4928	1305	1474	141	610
CHANGE PLEA TO GUILTY	18112	8096	2778	6130	292	816
JURY TRIAL	2628	1036	494	919	51	128
COURT TRIAL	917	374	143	375	9	16
TRIAL BY TRANSCRIPT	448	165	56	212	6	9
SENTENCE	30563	14599	4776	9110	499	1579
DEATH	14	8	1	3	0	2
PRISON	5437	2400	884	1746	100	307
YOUTH AUTHORITY	1502	589	272	548	24	69
PROBATION	5264	2835	584	1457	84	304
PROBATION AND JAIL	15181	7340	2396	4495	232	718
JAIL	1635	676	336	504	44	75
FINE	158	71	16	56	2	13
CRC	1158	537	265	260	13	83
MDSO	197	131	20	38	0	5
OTHER	17	12	2	3	0	0

NOTE: DATA FOR SANTA CLARA COUNTY ARE NOT AVAILABLE.

DISPOSITION OF ADULT FELONY ARRESTS IN 57 COUNTIES, 1976
PERCENT DISTRIBUTION OF TYPE OF DISPOSITION BY RACE

TYPE OF DISPOSITION	TOTALS	RACE				
		WHITE	MEXICAN-AMERICAN	NEGRO	OTHER	UNKNOWN
DISPOSITION OF FELONY ARRESTS	100.00	50.80	16.90	27.94	1.73	2.63
LAW ENFORCEMENT RELEASES	100.00	42.21	19.77	35.97	.99	1.06
COMPLAINTS DENIED	100.00	40.74	16.95	40.20	1.53	1.58
COMPLAINTS FILED	100.00	53.26	16.65	25.15	1.83	3.11
MISDEMEANOR	100.00	55.87	17.53	22.71	1.83	2.06
FELONY	100.00	50.50	15.72	27.73	1.83	4.22
LOWER COURT DISPOSITIONS	100.00	55.93	17.07	22.96	1.92	2.13
DISMISSED	100.00	56.83	14.76	23.35	1.87	3.19
ACQUITTED	100.00	45.41	19.15	32.45	1.72	1.26
CONVICTED	100.00	55.59	18.31	22.60	1.94	1.55
GUILTY PLEA	100.00	55.83	18.37	22.31	1.92	1.55
JURY TRIAL	100.00	47.70	18.77	28.69	2.95	1.89
COURT TRIAL	100.00	48.70	14.18	33.89	2.19	1.04
SENTENCE	100.00	55.59	18.31	22.60	1.94	1.55
YOUTH AUTHORITY	100.00	56.47	18.82	18.82	2.35	3.53
PROBATION	100.00	60.43	14.57	19.30	1.91	1.80
PROBATION AND JAIL	100.00	50.87	19.55	26.38	1.90	1.30
JAIL	100.00	49.15	21.13	26.12	2.09	1.51
FINE	100.00	64.28	16.03	16.06	2.00	1.63
OTHER	100.00	52.10	16.97	28.23	1.65	1.05
SUPERIOR COURT DISPOSITIONS	100.00	46.66	15.61	30.56	1.60	5.56
DISMISSED	100.00	41.57	15.47	33.45	1.46	8.05
ACQUITTED	100.00	36.40	15.83	39.89	1.43	6.44
CONVICTED	100.00	47.77	15.63	29.81	1.63	5.17
ORIGINAL PLEA OF GUILTY	100.00	58.26	15.43	17.43	1.67	7.21
CHANGE PLEA TO GUILTY	100.00	44.70	15.34	33.84	1.61	4.51
JURY TRIAL	100.00	39.42	18.80	34.97	1.94	4.87
COURT TRIAL	100.00	40.79	15.59	40.89	.98	1.74
TRIAL BY TRANSCRIPT	100.00	36.83	12.50	47.32	1.34	2.01
SENTENCE	100.00	47.77	13.63	29.81	1.63	5.17
DEATH	100.00	57.14	7.14	21.43	.00	14.29
PRISON	100.00	44.14	16.26	32.11	1.84	5.85
YOUTH AUTHORITY	100.00	39.21	18.11	36.48	1.60	4.59
PROBATION	100.00	53.86	11.09	27.68	1.60	5.78
PROBATION AND JAIL	100.00	48.35	13.78	29.61	1.53	6.73
JAIL	100.00	41.35	20.55	30.83	2.69	4.59
FINE	100.00	44.94	10.13	35.44	1.27	8.23
CRC	100.00	46.37	22.88	22.45	1.12	7.17
MDSO	100.00	66.50	10.15	19.29	.00	4.06
OTHER	100.00	70.59	11.76	17.65	.00	.00

99

NOTE: DATA FOR SANTA CLARA COUNTY ARE NOT AVAILABLE.

DISPOSITION OF ADULT FELONY ARRESTS IN 57 COUNTIES, 1976
 TYPE OF DISPOSITION BY SEX

TYPE OF DISPOSITION	TOTALS	MALE	SEX	FEMALE	UNKNOWN
DISPOSITION OF FELONY ARRESTS	157537	134575		21858	1104
LAW ENFORCEMENT RELEASES	10595	9410		1139	46
COMPLAINTS DENIED	21571	18447		3003	121
COMPLAINTS FILED	125371	106718		17716	937
MISDEMEANOR	64414	54201		9798	415
FELONY	60957	52517		7918	522
LOWER COURT DISPOSITIONS	89295	74952		13715	628
DISMISSED	31471	26003		5156	312
ACQUITTED	872	743		124	5
CONVICTED	56952	48206		8435	311
GUILTY PLEA	55146	46675		8175	296
JURY TRIAL	847	723		120	4
COURT TRIAL	959	808		140	11
SENTENCE	56952	48206		8435	311
YOUTH AUTHORITY	85	82		2	1
PROBATION	20254	16374		3778	102
PROBATION AND JAIL	19576	16728		2735	113
JAIL	9610	8559		994	57
FINE	6761	5893		835	33
OTHER	666	570		91	5
SUPERIOR COURT DISPOSITIONS	36076	31766		4001	309
DISMISSED	4395	3700		641	54
ACQUITTED	1118	988		119	11
CONVICTED	30563	27078		3241	244
ORIGINAL PLEA OF GUILTY	8458	7331		1035	92
CHANGE PLEA TO GUILTY	18112	16105		1874	133
JURY TRIAL	2628	2420		193	15
COURT TRIAL	917	821		93	3
TRIAL BY TRANSCRIPT	448	401		46	1
SENTENCE	30563	27078		3241	244
DEATH	14	13		1	0
PRISON	5437	5077		311	49
YOUTH AUTHORITY	1502	1453		36	13
PROBATION	5264	4143		1087	34
PROBATION AND JAIL	15181	13528		1534	119
JAIL	1635	1532		89	14
FINE	158	139		17	2
CRC	1158	984		163	11
MDSO	197	193		2	2
OTHER	17	16		1	0

67

NOTE: DATA FOR SANTA CLARA COUNTY ARE NOT AVAILABLE.

DISPOSITION OF ADULT FELONY ARRESTS IN 57 COUNTIES, 1976
 PERCENT DISTRIBUTION OF TYPE OF DISPOSITION BY SEX

TYPE OF DISPOSITION	TOTALS	SEX		UNKNOWN
		MALE	FEMALE	
DISPOSITION OF FELONY ARRESTS	100.00	85.42	13.87	.70
LAW ENFORCEMENT RELEASES	100.00	88.82	10.75	.43
COMPLAINTS DENIED	100.00	85.52	13.92	.56
COMPLAINTS FILED	100.00	85.12	14.13	.75
MISDEMEANOR	100.00	84.14	13.21	.64
FELONY	100.00	86.15	12.99	.86
LOWER COURT DISPOSITIONS	100.00	83.94	15.36	.70
DISMISSED	100.00	82.63	16.38	.99
ACQUITTED	100.00	85.21	14.22	.57
CONVICTED	100.00	84.64	14.81	.55
GUILTY PLEA	100.00	84.64	14.82	.54
JURY TRIAL	100.00	85.36	14.17	.47
COURT TRIAL	100.00	84.25	14.60	1.13
SENTENCE	100.00	84.64	14.81	.55
YOUTH AUTHORITY	100.00	96.47	2.35	1.18
PROBATION	100.00	80.84	18.65	.50
PROBATION AND JAIL	100.00	85.45	13.97	.58
JAIL	100.00	89.06	10.34	.59
FINE	100.00	87.16	12.35	.49
OTHER	100.00	85.59	13.66	.75
SUPERIOR COURT DISPOSITIONS	100.00	88.05	11.09	.86
DISMISSED	100.00	84.19	14.58	1.23
ACQUITTED	100.00	88.37	10.64	.98
CONVICTED	100.00	88.60	10.60	.80
ORIGINAL PLEA OF GUILTY	100.00	86.68	12.24	1.09
CHANGE PLEA TO GUILTY	100.00	88.92	10.35	.73
JURY TRIAL	100.00	92.09	7.34	.37
COURT TRIAL	100.00	89.53	10.14	.33
TRIAL BY TRANSCRIPT	100.00	89.51	10.27	.22
SENTENCE	100.00	88.60	10.60	.80
DEATH	100.00	92.86	7.14	.00
PRISON	100.00	93.38	5.72	.90
YOUTH AUTHORITY	100.00	96.74	2.40	.87
PROBATION	100.00	78.70	20.65	.65
PROBATION AND JAIL	100.00	89.11	10.10	.78
JAIL	100.00	93.70	5.44	.86
FINE	100.00	87.97	10.76	1.27
CRC	100.00	84.97	14.08	.95
MDSQ	100.00	97.97	1.02	1.02
OTHER	100.00	94.12	5.88	.00

89

NOTE: DATA FOR SANTA CLARA COUNTY ARE NOT AVAILABLE.

DISPOSITION OF ADULT FELONY ARRESTS IN SUPERIOR COURTS OF 57 COUNTIES, 1976
PRIOR CRIMINAL RECORD BY TYPE OF DISPOSITION

TYPE OF DISPOSITION	TOTALS	PRIOR CRIMINAL RECORD					UNKNOWN
		NO PRIOR RECORD	MISC. PRIOR RECORD	ONE PRIOR PRISON	TWO PRIOR PRISON	3-PLUS PRIOR PRISON	
SUPERIOR COURT DISPOSITIONS	36076	5660	22185	2897	1170	877	3287
DISMISSED	4395	758	2592	334	142	77	492
ACQUITTED	1118	185	651	94	29	22	137
CONVICTED	30563	4717	18942	2469	999	778	2658
ORIGINAL PLEA OF GUILTY	8458	1563	5048	598	236	207	806
CHANGE PLEA TO GUILTY	18112	2657	11434	1441	597	456	1527
JURY TRIAL	2628	280	1379	336	127	92	214
COURT TRIAL	917	134	602	71	27	14	69
TRIAL BY TRANSCRIPT	448	83	279	23	12	9	42
SENTENCE	30563	4717	18942	2469	999	778	2658
DEATH	14	0	8	4	0	1	1
PRISON	5437	249	2923	1042	425	352	446
YOUTH AUTHORITY	1502	304	1080	6	1	1	110
PROBATION	5264	1410	2995	213	89	54	503
PROBATION AND JAIL	15181	2508	9867	900	343	278	1287
JAIL	1638	133	1033	190	88	45	148
FINE	158	37	91	5	5	2	18
CRC	1158	30	825	90	42	42	129
MDSO	197	42	111	18	5	3	18
OTHER	17	6	9	1	1	0	0
SUPERIOR COURT DISPOSITIONS	100.00	15.69	61.90	8.03	3.24	2.43	9.11
DISMISSED	100.00	17.25	58.98	7.60	3.23	1.75	11.19
ACQUITTED	100.00	16.55	58.23	8.41	2.59	1.97	12.25
CONVICTED	100.00	15.43	61.98	8.08	3.27	2.55	8.70
ORIGINAL PLEA OF GUILTY	100.00	18.48	59.68	7.07	2.79	2.45	9.53
CHANGE PLEA TO GUILTY	100.00	14.67	63.13	7.96	3.30	2.52	8.43
JURY TRIAL	100.00	10.65	60.08	12.79	4.83	3.50	8.14
COURT TRIAL	100.00	14.61	65.65	7.74	2.94	1.53	7.52
TRIAL BY TRANSCRIPT	100.00	13.53	62.28	5.13	2.68	2.01	9.38
SENTENCE	100.00	15.43	61.98	8.08	3.27	2.55	8.70
DEATH	100.00	.00	57.14	28.57	.00	7.14	7.14
PRISON	100.00	4.58	53.76	19.16	7.82	6.47	8.20
YOUTH AUTHORITY	100.00	20.24	71.90	.40	.07	.07	7.32
PROBATION	100.00	26.79	56.98	4.05	1.69	1.03	9.56
PROBATION AND JAIL	100.00	16.51	65.00	5.93	2.26	1.83	8.48
JAIL	100.00	8.13	63.18	11.62	5.38	2.75	8.93
FINE	100.00	23.42	57.59	3.16	3.16	1.27	11.39
CRC	100.00	2.59	71.24	7.77	3.63	3.63	11.14
MDSO	100.00	21.32	56.35	9.14	2.54	1.52	9.14
OTHER	100.00	35.29	52.84	5.88	5.88	.00	.00

NOTE: DATA FOR SANTA CLARA COUNTY ARE NOT AVAILABLE.

DISPOSITION OF ADULT FELONY ARRESTS IN SUPERIOR COURTS OF 57 COUNTIES, 1976
EXISTING CRIMINAL STATUS BY TYPE OF DISPOSITION

TYPE OF DISPOSITION	TOTALS	EXISTING CRIMINAL STATUS							
		NOT UNDER COMMTHNT	ON PROBATION	ON CRC PAROLE	ON YOUTH AUTHORITY PAROLE	ON PRISON PAROLE	SERVING NONPRSN TERM	SERVING PRISON TERM	UNKNOWN
SUPERIOR COURT DISPOSITIONS	36076	19209	8913	846	1028	2401	204	188	3287
DISMISSED	4395	2498	964	88	85	247	11	10	492
ACQUITTED	1118	640	221	16	26	72	2	4	137
CONVICTED	30563	16071	7728	742	917	2082	191	174	2658
ORIGINAL PLEA OF GUILTY	8458	4543	2008	201	251	473	91	85	806
CHANGE PLEA TO GUILTY	18112	9428	4793	455	529	1217	94	69	1527
JURY TRIAL	2628	1291	605	68	108	318	4	20	214
COURT TRIAL	917	540	220	12	23	51	2	0	69
TRIAL BY TRANSCRIPT	448	269	102	6	6	23	0	0	42
SENTENCE	30563	16071	7728	742	917	2082	191	174	2658
DEATH	14	4	0	0	5	3	0	1	1
PRISON	5437	1927	1347	245	249	1037	40	146	446
YOUTH AUTHORITY	1502	821	332	4	218	5	12	0	110
PROBATION	5264	3543	968	64	44	130	8	4	503
PROBATION AND JAIL	15181	8468	4139	261	299	639	73	15	1287
JAIL	1635	666	483	41	67	173	52	7	146
FINE	158	101	33	0	0	6	0	0	18
CRC	1158	407	385	126	28	77	6	0	129
MDSO	197	124	36	1	7	11	0	0	18
OTHER	17	10	5	0	0	1	0	1	0
SUPERIOR COURT DISPOSITIONS	100.00	53.25	24.71	2.35	2.85	6.66	.57	.52	9.11
DISMISSED	100.00	56.84	21.93	2.00	1.93	5.62	.25	.23	11.19
ACQUITTED	100.00	57.25	19.77	1.43	2.33	6.44	.18	.36	12.25
CONVICTED	100.00	52.58	25.29	2.43	3.00	6.81	.62	.57	8.70
ORIGINAL PLEA OF GUILTY	100.00	53.71	23.74	2.38	2.97	5.59	1.08	1.00	9.53
CHANGE PLEA TO GUILTY	100.00	52.05	26.46	2.51	2.92	6.72	.52	.38	8.43
JURY TRIAL	100.00	49.12	23.02	2.59	4.11	12.10	.15	.76	8.14
COURT TRIAL	100.00	58.89	23.99	1.31	2.51	5.56	.22	.00	7.52
TRIAL BY TRANSCRIPT	100.00	60.04	22.77	1.34	1.34	5.13	.00	.00	9.38
SENTENCE	100.00	52.58	25.29	2.43	3.00	6.81	.62	.57	8.70
DEATH	100.00	28.57	.00	.00	35.71	21.43	.00	7.14	7.14
PRISON	100.00	35.44	24.77	4.31	4.58	19.07	.74	2.69	8.20
YOUTH AUTHORITY	100.00	54.66	22.10	.27	14.51	.33	.80	.00	7.32
PROBATION	100.00	67.31	18.39	1.72	.84	2.47	.15	.08	9.56
PROBATION AND JAIL	100.00	55.78	27.26	1.72	1.97	4.21	.48	.10	8.48
JAIL	100.00	40.73	29.54	2.51	4.10	10.58	3.18	.43	8.93
FINE	100.00	63.92	20.89	.00	.00	3.80	.00	.00	11.39
CRC	100.00	35.15	33.25	10.88	2.42	6.65	.52	.00	11.14
MDSO	100.00	62.94	18.27	.31	3.55	5.58	.00	.00	9.14
OTHER	100.00	58.82	29.41	.00	.00	5.88	.00	5.88	.00

NOTE: DATA FOR SANTA CLARA COUNTY ARE NOT AVAILABLE.

ADULT FELONY ARRESTEES CONVICTED AND SENTENCED IN COURTS OF 57 COUNTIES, 1976
 CONVICTED OFFENSE BY COURT OF CONVICTION AND SENTENCE

COURT OF CONVICTION	TOTALS	CONVICTED OFFENSE							MOTOR VEHICLE THEFT	DRUG LAW VIOLS	ALL OTHER
		HOMICIDE	FORCIBLE RAPE	ROBBERY	ASSAULT	BURGLARY	THEFT				
TOTAL CONVICTIONS	87515	715	337	2987	9446	10516	16408	3302	17447	26357	
LOWER COURT	56952	0	0	8	6832	3817	11537	1937	11955	20866	
GUILTY PLEA	55146	0	0	7	6362	3690	11206	1885	11674	20322	
JURY TRIAL	847	0	0	0	312	86	151	16	73	209	
COURT TRIAL	959	0	0	1	158	41	180	36	208	335	
SENTENCE	56952	0	0	8	6832	3817	11537	1937	11955	20866	
YOUTH AUTHORITY	85	0	0	1	7	34	14	12	4	13	
PROBATION	20254	0	0	1	2605	931	3599	449	3404	9265	
PROBATION AND JAIL	19576	0	0	1	2669	2009	4903	921	3303	5770	
JAIL	9610	0	0	4	1134	796	2415	517	2032	2712	
FINE	6761	0	0	0	370	29	542	27	2951	2842	
OTHER	666	0	0	1	47	18	64	11	261	264	
SUPERIOR COURT	30563	715	337	2979	2614	6699	4871	1365	5492	5491	
ORIGINAL PLEA OF GUILTY	8458	61	43	568	531	1951	1484	505	1211	2104	
CHANGE PLEA TO GUILTY	18112	375	180	1788	1509	4084	3015	762	3524	2875	
JURY TRIAL	2628	228	90	507	372	445	246	62	361	317	
COURT TRIAL	917	36	17	94	154	162	81	29	214	130	
TRIAL BY TRANSCRIPT	448	15	7	22	48	57	45	7	182	65	
SENTENCE	30563	715	337	2979	2614	6699	4871	1365	5492	5491	
DEATH	14	14	0	0	0	0	0	0	0	0	
PRISON	5437	462	158	1399	401	1024	457	152	606	778	
YOUTH AUTHORITY	1502	31	22	423	102	533	140	102	62	87	
PROBATION	5264	52	22	124	524	776	1090	177	1228	1271	
PROBATION AND JAIL	15181	153	88	934	1325	3686	2635	751	3037	2572	
JAIL	1635	2	3	5	242	292	386	153	129	423	
FINE	158	0	0	2	9	2	9	2	80	54	
CRC	1158	1	0	88	5	368	150	28	346	172	
MDSO	197	0	44	4	6	17	0	0	0	126	
OTHER	17	0	0	0	0	1	4	0	4	8	

71

NOTE: DATA FOR SANTA CLARA COUNTY ARE NOT AVAILABLE.

ADULT FELONY ARRESTEES CONVICTED AND SENTENCED IN COURTS OF 57 COUNTIES, 1976
 PERCENT DISTRIBUTION OF CONVICTED OFFENSE BY COURT OF CONVICTION AND SENTENCE

COURT OF CONVICTION	CONVICTED OFFENSE									
	TOTALS	HOMICIDE	FORCIBLE RAPE	ROBBERY	ASSAULT	BURGLARY	THEFT	MOTOR VEHICLE THEFT	DRUG LAW VIOLS	ALL OTHER
TOTAL CONVICTIONS	100.00	.82	.39	3.41	10.79	12.02	18.75	3.77	19.94	30.12
LOWER COURT	100.00	.00	.00	.11	12.00	6.70	20.26	3.40	20.99	36.64
GUILTY PLEA	100.00	.00	.00	.01	11.54	6.69	20.32	3.42	21.17	36.85
JURY TRIAL	100.00	.00	.00	.00	36.84	10.15	17.83	1.89	8.62	24.68
COURT TRIAL	100.00	.00	.00	.10	16.48	4.28	18.77	3.75	21.69	34.93
SENTENCE	100.00	.00	.00	.01	12.00	6.70	20.26	3.40	20.99	36.64
YOUTH AUTHORITY	100.00	.00	.00	1.18	8.24	40.00	16.47	14.12	4.71	15.29
PROBATION	100.00	.00	.00	.00	12.86	4.60	17.77	2.22	16.81	45.74
PROBATION AND JAIL	100.00	.00	.00	.01	13.63	10.26	25.05	4.70	16.87	29.47
JAIL	100.00	.00	.00	.04	11.80	8.28	25.13	5.38	21.14	28.22
FINE	100.00	.00	.00	.00	5.47	.43	8.02	.40	43.65	42.04
OTHER	100.00	.00	.00	.15	7.06	2.70	9.61	1.65	39.19	39.64
SUPERIOR COURT	100.00	2.34	1.10	9.75	8.55	21.92	15.94	4.47	17.97	17.97
ORIGINAL PLEA OF GUILTY	100.00	.72	.51	6.72	6.28	23.07	17.55	5.97	14.32	24.88
CHANGE PLEA TO GUILTY	100.00	2.07	.99	9.87	8.33	22.55	16.65	4.21	19.46	15.87
JURY TRIAL	100.00	8.68	3.42	19.29	14.16	16.93	9.36	2.36	13.74	12.06
COURT TRIAL	100.00	3.93	1.85	10.25	16.79	17.67	8.83	3.16	23.34	14.18
TRIAL BY TRANSCRIPT	100.00	3.35	1.56	4.91	10.71	12.72	10.04	1.56	40.63	14.51
SENTENCE	100.00	2.34	1.10	9.75	8.55	21.92	15.94	4.47	17.97	17.97
DEATH	100.00	100.00	.00	.00	.00	.00	.00	.00	.00	.00
PRISON	100.00	8.50	2.91	25.73	7.38	18.83	8.41	2.80	11.15	14.31
YOUTH AUTHORITY	100.00	2.06	1.46	28.16	6.79	35.49	9.32	6.79	4.13	5.79
PROBATION	100.00	.99	.42	2.36	9.95	14.74	20.71	3.36	23.33	24.15
PROBATION AND JAIL	100.00	1.01	.58	6.15	8.73	24.28	17.36	4.95	20.01	16.94
JAIL	100.00	.12	.18	.31	14.80	17.86	23.61	9.36	7.89	25.87
FINE	100.00	.00	.00	1.77	5.70	1.27	5.70	1.27	50.63	34.18
CRC	100.00	.09	.00	7.60	.43	31.78	12.95	2.42	29.88	14.85
MISO	100.00	.00	22.34	2.03	3.05	8.63	.00	.00	.00	63.96
OTHER	100.00	.00	.00	.00	.00	5.88	23.53	.00	23.53	47.06

NOTE: DATA FOR SANTA CLARA COUNTY ARE NOT AVAILABLE.

CRIMINAL AND CIVIL COMMITMENTS TO STATE INSTITUTIONS, 1976/A
 FELONY OFFENSE BY TYPE OF INSTITUTION

TYPE	TOTALS	HOMICIDE	FORCIBLE RAPE	ROBBERY	ASSAULT	OFFENSE BURGLARY	THEFT	MOTOR VEH THEFT	DRUG LAW VIOLS	ALL OTHER
DEPARTMENT OF CORRECTIONS	9335	682	306	2029	698	1821	826	260	1321	1392
YOUTH AUTHORITY	2165	53	36	591	157	731	210	147	102	138
CRC	2361	1	1	175	23	745	282	32	814	288
MDSO										
90 DAY DIAGNOSTIC EVALUATION/B	2966	169	102	327	423	558	284	84	376	443
TOTALS	16827	905	445	3322	1301	3855	1602	523	2613	2261
DEPARTMENT OF CORRECTIONS	100.00	7.31	3.28	21.74	7.48	19.51	8.85	2.79	14.15	14.91
YOUTH AUTHORITY	100.00	2.45	1.66	27.30	7.25	33.78	9.70	6.79	4.71	6.37
CRC	100.00	.04	.04	7.41	.97	31.55	11.94	1.36	34.48	12.20
MDSO										
90 DAY DIAGNOSTIC EVALUATION/B	100.00	5.70	3.44	17.77	14.26	18.81	9.58	2.83	12.68	14.94
TOTALS	100.00	5.38	2.64	19.74	7.73	22.91	9.52	3.11	15.53	13.44

A. DATA ARE BASED ON ADULTS CONVICTED IN SUPERIOR COURT AND THE YEAR OF ADMISSION TO THE INSTITUTION, ALL MULTIPLE COUNTY COMMITMENTS IN A YEAR ARE COUNTED AND MAY DIFFER FROM THOSE SHOWN IN SEPARATE DEPARTMENTAL PUBLICATIONS. MDSO DATA NOT AVAILABLE.

B. AN EVALUATION TO DETERMINE TYPE OF SENTENCING BEST SUITED TO THE DEFENDANT AS SPECIFIED IN PENAL CODE SECTION 1203.03.

CRIMINAL AND CIVIL COMMITMENTS TO STATE INSTITUTIONS, 1976/A
 FELONY OFFENSE BY COUNTY

COUNTY	TOTALS	HOMICIDE	FORCIBLE RAPE	ROBBERY	ASSAULT	OFFENSE BURGLARY	THEFT	MOTOR VEH THEFT	DRUG LAW VIOLS	ALL OTHER
ALAMEDA	761	53	35	183	55	175	67	14	85	94
ALPINE	2	0	0	2	0	0	0	0	0	0
AMADOR	16	0	0	0	2	6	2	4	0	2
BUTTE	214	2	4	15	9	57	40	18	20	49
CALAVERAS	8	0	0	1	0	1	2	0	2	2
COLUSA	5	0	0	1	0	1	3	0	0	0
CONTRA COSTA	366	23	8	62	24	111	48	4	36	50
DEL NORTE	17	0	1	5	2	0	1	0	1	7
EL DORADO	43	4	0	6	2	6	2	2	12	9
FRESNO	476	16	11	79	36	110	53	17	97	57
GLENN	10	0	1	0	4	2	2	0	0	1
HUMBOLDT	43	0	1	4	5	5	3	0	6	19
IMPERIAL	137	3	1	14	17	24	8	9	39	22
INYO	20	1	0	1	6	9	1	0	0	2
KERN	342	27	6	49	13	54	40	8	68	77
KINGS	50	2	5	2	0	23	9	1	2	6
LAKE	32	1	0	1	3	16	4	0	1	6
LASSEN	21	0	2	0	1	0	0	0	0	18
LOS ANGELES	5116	381	135	1310	422	1163	350	138	765	452
MADERA	68	3	2	5	1	13	3	0	37	4
MARIN	135	4	3	14	12	53	12	4	14	19
MARIPOSA	1	1	0	0	0	0	0	0	0	0
MENDOCINO	59	4	3	3	5	22	6	5	0	11
MERCED	95	6	2	19	2	19	10	3	22	12
MODOC	11	0	0	0	1	6	1	1	1	1
MONO	11	1	3	1	0	2	2	2	0	0
MONTEREY	363	11	7	28	25	86	66	16	76	48
NAPA	46	2	2	5	3	9	5	2	16	2
NEVADA	32	2	0	9	2	5	1	4	3	6
ORANGE	572	36	18	162	31	129	39	16	87	54
PLACER	61	1	6	2	18	13	4	2	3	12
PLUMAS	5	2	1	0	0	2	0	0	0	0
RIVERSIDE	392	23	8	71	33	103	32	13	67	42
SACRAMENTO	701	38	10	133	59	167	75	18	90	111
SAN BENITO	10	0	2	1	0	3	1	0	1	2
SAN BERNARDINO	759	25	18	111	55	163	76	28	116	167
SAN DIEGO	1299	54	22	278	89	267	201	56	124	208
SAN FRANCISCO	873	41	31	157	89	252	64	11	148	80
SAN JOAQUIN	205	14	3	50	19	46	16	4	26	27
SAN LUIS OBISPO	122	4	3	12	14	15	16	3	10	45
SAN MATEO	298	12	6	63	16	86	29	10	43	33
SANTA BARBARA	234	6	8	19	18	59	31	5	51	37
SANTA CLARA	1228	32	29	244	74	240	115	57	263	174
SANTA CRUZ	157	2	9	18	8	47	18	6	11	38
SHASTA	138	2	4	18	14	30	15	7	16	32
SIERRA	0	0	0	0	0	0	0	0	0	0
SISKIYOU	26	1	1	6	3	5	1	2	2	5

CRIMINAL AND CIVIL COMMITMENTS TO STATE INSTITUTIONS, 1976/A
 FELONY OFFENSE BY COUNTY

COUNTY	TOTALS	HOMICIDE	FORCIBLE RAPE	ROBBERY	ASSAULT	OFFENSE BURGLARY	THEFT	MOTOR VEH THEFT	DRUG LAW VIOLS	ALL OTHER
SOLANO	158	11	1	19	14	31	18	8	24	32
SONOMA	126	8	5	20	5	33	11	2	16	24
STANISLAUS	212	8	4	25	17	42	28	9	43	39
SUTTER	28	0	0	3	2	14	0	1	6	2
TEHAMA	26	1	0	2	0	8	6	2	3	4
TRINITY	7	0	0	0	0	5	1	0	0	1
TULARE	214	14	7	30	14	38	17	1	61	32
TUOLUMNE	19	0	1	0	2	2	3	0	0	11
VENTURA	323	21	14	44	32	52	30	5	76	49
YOLO	69	0	2	7	13	16	9	2	11	9
YUBA	65	2	0	8	10	9	8	1	12	15
TOTALS	16827	905	445	3322	1301	3855	1602	523	2613	2261

A, DATA ARE BASED ON ADULTS CONVICTED IN SUPERIOR COURT AND THE YEAR OF ADMISSION TO THE INSTITUTION. ALL MULTIPLE COUNTY COMMITMENTS IN A YEAR ARE COUNTED AND MAY DIFFER FROM THOSE SHOWN IN SEPARATE DEPARTMENTAL PUBLICATIONS, MDSO DATA NOT AVAILABLE. INCLUDED ARE DEFENDANTS WHO WERE COMMITTED FOR A 90 DAY DIAGNOSTIC EVALUATION AS SPECIFIED IN PENAL CODE SECTION 1203.03 TO DETERMINE TYPE OF SENTENCING BEST SUITED TO THE DEFENDANT,

CRIMINAL AND CIVIL COMMITMENTS TO STATE INSTITUTIONS, 1976/A
 PERCENT DISTRIBUTION OF FELONY OFFENSE BY COUNTY

COUNTY	TOTALS	HOMICIDE	FORCIBLE RAPE	ROBBERY	ASSAULT	OFFENSE BURGLARY	THEFT	MOTOR VEH THEFT	DRUG LAW VIOLS	ALL OTHER
ALAMEDA	100.00	6.96	4.60	24.05	7.23	23.00	8.80	1.84	11.17	12.35
ALPINE	100.00	.00	.00	100.00	.00	.00	.00	.00	.00	.00
AMADOR	100.00	.00	.00	.00	12.50	37.50	12.50	25.00	.00	12.50
BUTTE	100.00	.93	1.87	7.01	4.21	26.64	18.69	8.41	9.35	22.90
CALAVERAS	100.00	.00	.00	12.50	.00	12.50	25.00	.00	25.00	25.00
COLUSA	100.00	.00	.00	20.00	.00	20.00	60.00	.00	.00	.00
CONTRA COSTA	100.00	6.28	2.19	16.94	6.56	30.33	13.11	1.09	9.84	13.66
DEL NORTE	100.00	.00	5.88	29.41	11.76	.00	5.88	.00	5.88	41.18
EL DORADO	100.00	9.30	.00	13.95	4.65	13.95	4.65	4.65	27.91	20.93
FRESNO	100.00	3.36	2.31	16.60	7.56	23.11	11.13	3.57	20.38	11.97
GLENN	100.00	.00	10.00	.00	40.00	20.00	20.00	.00	.00	10.00
HUMBOLDT	100.00	.00	2.33	9.30	11.63	11.63	6.98	.00	13.95	44.19
IMPERIAL	100.00	2.19	.73	10.22	12.41	17.52	5.84	6.57	28.47	16.06
INYO	100.00	5.00	.00	5.00	30.00	45.00	5.00	.00	.00	10.00
KERN	100.00	7.89	1.75	14.33	3.80	15.79	11.70	2.34	19.88	22.51
KINGS	100.00	4.00	10.00	4.00	.00	46.00	18.00	2.00	4.00	12.00
LAKE	100.00	3.13	.00	3.13	9.38	50.00	12.50	.00	3.13	18.75
LASSEN	100.00	.00	9.52	.00	4.76	.00	.00	.00	.00	85.71
LOS ANGELES	100.00	7.45	2.64	25.61	8.25	22.73	6.84	2.70	14.95	8.84
MADERA	100.00	4.41	2.94	7.35	1.47	19.12	4.41	.00	54.41	5.88
MARIN	100.00	2.96	2.22	10.37	8.89	39.26	8.89	2.96	10.37	14.07
MARIPOSA	100.00	100.00	.00	.00	.00	.00	.00	.00	.00	.00
MENDOCINO	100.00	6.78	5.08	5.08	8.47	37.29	10.17	8.47	.00	18.64
MERCED	100.00	6.32	2.11	20.00	2.11	20.00	10.53	3.16	23.16	12.63
MODOC	100.00	.00	.00	.00	9.09	54.55	.00	9.09	9.09	9.09
MONO	100.00	9.09	27.27	9.09	.00	18.18	18.18	18.18	.00	.00
MONTEREY	100.00	3.03	1.93	7.71	6.89	23.69	18.18	4.41	20.94	13.22
NAPA	100.00	4.35	4.35	10.87	6.52	19.57	10.87	4.35	34.78	4.35
NEVADA	100.00	6.25	.00	28.13	6.25	15.63	3.13	12.50	9.38	18.75
ORANGE	100.00	6.29	3.15	28.32	5.42	22.55	6.82	2.80	15.21	9.44
PLACER	100.00	1.64	9.84	3.28	29.51	21.31	6.56	3.26	4.92	19.67
PLUMAS	100.00	40.00	20.00	.00	.00	40.00	.00	.00	.00	.00
RIVERSIDE	100.00	5.87	2.04	18.11	8.42	26.28	8.16	3.32	17.09	10.71
SACRAMENTO	100.00	5.42	1.43	18.97	8.42	23.82	10.70	2.57	12.84	15.83
SAN BENITO	100.00	.00	20.00	10.00	.00	30.00	10.00	.00	10.00	20.00
SAN BERNARDINO	100.00	3.29	2.37	14.62	7.25	21.48	10.01	3.69	15.28	22.00
SAN DIEGO	100.00	4.16	1.69	21.40	6.85	20.55	15.47	4.31	9.55	16.01
SAN FRANCISCO	100.00	4.70	3.55	17.98	10.19	28.87	7.33	1.26	16.95	9.16
SAN JOAQUIN	100.00	6.83	1.46	24.39	9.27	22.44	7.80	1.95	12.68	13.17
SAN LUIS OBISPO	100.00	3.28	2.46	9.84	11.48	12.30	13.11	2.46	8.20	36.89
SAN MATEO	100.00	4.03	2.01	21.14	3.37	28.86	9.73	3.36	14.43	11.07
SANTA BARBARA	100.00	2.56	3.42	8.12	7.89	25.21	13.25	2.14	21.79	15.81
SANTA CLARA	100.00	2.61	2.36	19.87	6.03	19.54	9.36	4.64	21.42	14.17
SANTA CRUZ	100.00	1.27	5.73	11.46	5.10	29.94	11.46	3.82	7.01	24.20
SHASTA	100.00	1.45	2.90	13.04	10.14	21.74	10.87	5.07	11.59	23.19
SIERRA	.00	.00	.00	.00	.00	.00	.00	.00	.00	.00
SISKIYOU	100.00	3.85	3.85	23.08	11.54	19.23	3.85	7.69	7.69	19.23

76

CRIMINAL AND CIVIL COMMITMENTS TO STATE INSTITUTIONS, 1976/A
 PERCENT DISTRIBUTION OF FELONY OFFENSE BY COUNTY

COUNTY	TOTALS	HOMICIDE	FORCIBLE RAPE	ROBBERY	ASSAULT	OFFENSE BURGLARY	THEFT	MOTOR VEH THEFT	DRUG LAW VIOLS	ALL OTHER
SOLANO	100.00	6.96	.63	12.03	8.86	19.62	11.39	5.06	15.19	20.25
SONOMA	100.00	6.35	3.97	15.87	3.97	26.19	8.73	3.17	12.70	19.05
STANISLAUS	100.00	3.77	1.89	11.79	8.02	19.81	11.79	4.25	20.28	18.40
SUTTER	100.00	.00	.00	10.71	7.14	50.00	.00	3.57	21.43	7.14
TEHAMA	100.00	3.85	.00	7.69	.00	30.77	23.08	7.69	11.54	15.38
TRINITY	100.00	.00	.00	.00	.00	71.43	14.29	.00	.00	14.29
TULARE	100.00	6.54	3.27	14.02	6.54	17.76	7.94	.47	28.50	14.95
TUOLUMNE	100.00	.00	5.26	.00	10.53	10.53	15.79	.00	.00	57.89
VENTURA	100.00	6.50	4.33	13.62	9.91	16.10	9.29	1.55	23.53	15.17
YOLO	100.00	.00	2.90	10.14	13.84	23.19	13.04	2.90	15.94	13.04
YUBA	100.00	3.08	.00	12.31	13.38	13.85	12.31	1.54	18.46	23.08
TOTALS	100.00	5.38	2.64	19.74	7.73	22.91	9.52	3.11	15.53	13.44

A. DATA ARE BASED ON ADULTS CONVICTED IN SUPERIOR COURT AND THE YEAR OF ADMISSION TO THE INSTITUTION. ALL MULTIPLE COUNTY COMMITMENTS IN A YEAR ARE COUNTED AND MAY DIFFER FROM THOSE SHOWN IN SEPARATE DEPARTMENTAL PUBLICATIONS, MDSO DATA NOT AVAILABLE, INCLUDED ARE DEFENDANTS WHO WERE COMMITTED FOR A 90 DAY DIAGNOSTIC EVALUATION AS SPECIFIED IN PENAL CODE SECTION 1203.03 TO DETERMINE TYPE OF SENTENCING BEST SUITED TO THE DEFENDANT,

SUPERIOR COURT REOPENINGS, 1976
SUBSEQUENT DISPOSITION BY TYPE OF REOPENING

TYPE	TOTALS	PRISON	YOUTH AUTHORITY	CRC	DISPOSITION		JAIL	FINE	DISMISS ACQUIT
					MDSO	PROBATION			
RESENTENCE A	187	7	3	1	0	164	6	0	6
APPEAL	51	6	0	0	0	26	4	0	15
PROBATION REVOKED B	1581	1124	153	299	5	0	0	0	0
RETURNS FROM CRC	953	257	2	7	0	315	47	1	324
RETURNS FROM MDSO	143	35	0	0	2	99	1	0	6
RETURNS FROM YA	412	2	3	0	0	5	1	0	401
TOTALS	3327	1431	161	307	7	609	59	1	752
RESENTENCE A	100.00	3.74	1.60	.53	.00	87.70	3.21	.00	3.21
APPEAL	100.00	11.76	.00	.00	.00	50.98	7.84	.00	29.41
PROBATION REVOKED B	100.00	71.09	9.68	18.91	.32	5.00	.00	.00	.00
RETURNS FROM CRC	100.00	26.97	.21	.73	.00	33.05	4.93	.10	34.00
RETURNS FROM MDSO	100.00	24.48	.00	.00	1.40	69.23	.70	.00	4.20
RETURNS FROM YA	100.00	.49	.73	.00	.00	1.21	.24	.00	97.33
TOTALS	100.00	43.01	4.84	9.23	.21	184.30	1.77	.03	22.60

78

A. PENAL CODE SECTION 1168 PROVIDES FOR RESENTENCING WITHIN 120 DAYS OF THE INITIAL COMMITMENT OF THOSE PERSONS CONVICTED OF A FELONY AND SENTENCED TO PRISON.
B. PROBATION REVOCATION DATA WERE PROCESSED FOR ONLY THOSE WHOSE REVOCATION RESULTED IN COMMITMENT TO A STATE INSTITUTION.

SUPERIOR COURT REOPENINGS, 1976
SUBSEQUENT DISPOSITION BY COUNTY

COUNTY	TOTALS	PRISON	YOUTH AUTHORITY	CRC	DISPOSITION		JAIL	FINE	DISMISS ACQUIT
					MDSO	PROBATION			
ALAMEDA	4	2	0	1	0	1	0	0	0
ALPINE	0	0	0	0	0	0	0	0	0
AMADOR	0	0	0	0	0	0	0	0	0
BUTTE	14	9	0	0	0	1	0	0	4
CALAVERAS	1	0	0	0	0	1	0	0	0
COLUSA	0	0	0	0	0	0	0	0	0
CONTRA COSTA	106	42	7	12	0	24	0	0	20
DEL NORTE	4	2	0	0	0	1	1	0	0
EL DORADO	2	1	0	0	0	1	0	0	0
FRESNO	5	1	0	2	0	0	0	0	2
GLENN	1	1	0	0	0	0	0	0	0
HUMBOLDT	5	2	0	0	0	3	0	0	0
IMPERIAL	1	0	0	0	0	1	0	0	0
INYO	0	0	0	0	0	0	0	0	0
KERN	51	23	0	5	1	15	0	0	7
KINGS	0	0	0	0	0	0	0	0	0
LAKE	3	0	0	0	0	3	0	0	0
69 LASSEN	0	0	0	0	0	0	0	0	0
BOS ANGELES	1854	768	102	154	2	269	38	1	500
MADERA	9	7	0	0	0	1	1	0	0
MARIN	8	4	2	0	0	2	0	0	0
MARIPOSA	0	0	0	0	0	0	0	0	0
MENDOCINO	2	1	0	0	0	1	0	0	0
MERCED	22	13	2	1	0	4	0	0	2
MOCCO	2	1	0	0	0	1	0	0	0
MONO	0	0	0	0	0	0	0	0	0
MONTEREY	50	30	5	3	0	7	2	0	3
NAPA	4	2	0	0	0	2	0	0	0
NEVADA	1	1	0	0	0	0	0	0	0
ORANGE	66	42	8	11	0	5	0	0	0
PLACER	5	2	1	0	0	1	0	0	1
PLUMAS	0	0	0	0	0	0	0	0	0
RIVERSIDE	19	12	0	0	0	1	0	0	6
SACRAMENTO	20	1	0	0	0	2	0	0	17
SAN BENITO	0	0	0	0	0	0	0	0	0
SAN BERNARDINO	197	84	17	22	0	14	1	0	59
SAN DIEGO	453	186	6	63	2	132	10	0	34
SAN FRANCISCO	80	49	1	4	0	10	1	0	15
SAN JOAQUIN	61	16	1	0	0	20	1	0	23
SAN LUIS OBISPO	1	0	0	0	0	1	0	0	0
SAN MATEO	97	48	2	10	2	11	1	0	23
SANTA BARBARA	22	9	1	6	0	3	0	0	1
SANTA CLARA	39	8	0	0	0	10	0	0	21
SANTA CRUZ	37	19	2	4	0	3	0	0	9
SHASTA	7	4	2	0	0	0	0	0	1
SIERRA	0	0	0	0	0	0	0	0	0
SISKIYOU	2	2	0	0	0	0	0	0	0

SUPERIOR COURT REOPENINGS, 1976
 SUBSEQUENT DISPOSITION BY COUNTY

COUNTY	TOTALS	PRISON	YOUTH AUTHORITY	CRC	DISPOSITION		JAIL	FINE	DISMISS ACQUIT
					MDSO	PROBATION			
COLLARD	19	14	0	0	0	4	0	0	1
SONOMA	12	5	0	2	0	5	0	0	0
STANISLAUS	11	9	0	0	0	2	0	0	0
SUTTER	1	1	0	0	0	0	0	0	0
TEHAMA	0	0	0	0	0	0	0	0	0
TRINITY	1	0	0	0	0	0	0	0	1
TULARE	0	0	0	0	0	0	0	0	0
TUOLUMNE	2	0	0	0	0	1	1	0	0
VENTURA	23	8	2	7	0	3	2	0	1
YOLO	3	1	0	0	0	1	0	0	1
YUBA	0	0	0	0	0	0	0	0	0
TOTALS	3327	1431	161	307	7	609	59	1	752

SUPERIOR COURT REOPENINGS, 1976
PERCENT DISTRIBUTION OF SUBSEQUENT DISPOSITION BY COUNTY

COUNTY	TOTALS	PRISON	YOUTH AUTHORITY	CRC	DISPOSITION		JAIL	FINE	DISMISS ACQUIT
					MDSO	PROBATION			
SOLANO	100.00	73.68	.00	.00	.00	21.05	.00	.00	5.26
SONOMA	100.00	41.67	.00	16.67	.00	41.67	.00	.00	.00
STANISLAUS	100.00	81.82	.00	.00	.00	18.18	.00	.00	.00
SUTTER	100.00	100.00	.00	.00	.00	.00	.00	.00	.00
TEHAMA	.00	.00	.00	.00	.00	.00	.00	.00	.00
TRINITY	100.00	.00	.00	.00	.00	.00	.00	.00	100.00
TULARE	.00	.00	.00	.00	.00	.00	.00	.00	.00
TUOLUMNE	100.00	.00	.00	.00	.00	10.00	50.00	.00	.00
VENTURA	100.00	34.78	8.70	30.43	.00	13.04	8.70	.00	4.35
YOLO	100.00	33.33	.00	.00	.00	33.33	.00	.00	33.33
YUBA	.00	.00	.00	.00	.00	.00	.00	.00	.00
TOTALS	100.00	43.01	4.84	9.23	.21	18.30	1.77	.03	22.60

SUPERIOR COURT REOPENINGS, 1976/A
FELONY OFFENSE BY TYPE OF REOPENING

TYPE	TOTALS	HOMICIDE	FORCIBLE RAPE	ROBBERY	ASSAULT	OFFENSE BURGLARY	THEFT	MOTOR VEH THEFT	DRUG LAW VIOLS	ALL OTHER
RESENTENCE B	58	4	2	7	3	6	7	1	16	12
APPEAL	19	4	0	0	0	1	1	1	9	3
PROBATION REVOKED C	978	15	9	93	55	298	137	45	190	136
RETURNS FROM CRC	432	0	0	37	2	114	42	16	171	50
RETURNS FROM MDSO	76	0	12	0	7	1	0	0	2	54
RETURNS FROM YA	8	0	0	1	0	3	2	1	0	1
TOTALS	1571	23	23	138	67	423	189	64	388	256
RESENTENCE B	100.00	6.90	3.45	12.07	5.17	10.34	12.07	1.72	27.59	20.69
APPEAL	100.00	21.05	.00	.00	.00	5.26	5.26	5.26	47.37	15.79
PROBATION REVOKED C	100.00	1.53	.92	9.51	5.62	30.47	14.01	4.60	19.43	13.91
RETURNS FROM CRC	100.00	.00	.00	8.56	.46	26.39	9.72	3.70	39.58	11.57
RETURNS FROM MDSO	100.00	.00	15.79	.00	9.21	1.32	.00	.00	2.63	71.05
RETURNS FROM YA	100.00	.00	.00	12.50	.00	37.50	25.00	12.50	.00	12.50
TOTALS	100.00	1.46	1.46	8.76	4.26	26.93	12.03	4.07	24.70	16.30

83

A. DOES NOT INCLUDE 752 SUPERIOR COURT SUBSEQUENT ACTIONS THAT WERE EITHER DISMISSED OR ACQUITTED, ALSO EXCLUDED ARE 1004 ACTIONS WHERE THE DATA HAD NOT BEEN PROCESSED IN TIME OF PUBLICATION.
 B. PENAL CODE SECTION 1168 PROVIDES FOR RESENTENCING WITHIN 120 DAYS OF THE INITIAL COMMITMENT OF THOSE PERSONS CONVICTED OF A FELONY AND SENTENCED TO PRISON.
 C. PROBATION REVOCATION DATA WERE PROCESSED FOR ONLY THOSE WHOSE REVOCATION RESULTED IN COMMITMENT TO A STATE INSTITUTION.

SUPERIOR COURT REOPENINGS, 1976/A
FELONY OFFENSE BY COUNTY

COUNTY	TOTALS	HOMICIDE	FORCIBLE RAPE	ROBBERY	ASSAULT	OFFENSE BURGLARY	THEFT	MOTOR VEH THEFT	DRUG LAW VIOLS	ALL OTHER
ALAMEDA	3	0	0	1	0	0	1	0	0	1
ALPINE	0	0	0	0	0	0	0	0	0	0
AMADOR	0	0	0	0	0	0	0	0	0	0
BUTTE	5	0	0	0	0	2	0	0	1	2
CALAVERAS	1	0	0	0	0	0	0	0	0	1
COLUSA	0	0	0	0	0	0	0	0	0	0
CONTRA COSTA	45	0	2	3	3	13	10	0	3	9
DEL NORTE	3	0	0	0	1	0	0	0	0	2
EL DORADO	1	0	0	0	0	0	0	0	1	0
FRESNO	3	0	0	0	0	2	0	0	1	0
GLENN	0	0	0	0	0	0	0	0	0	0
HUMBOLDT	2	0	0	0	0	0	1	0	1	0
IMPERIAL	1	0	0	0	0	0	0	0	0	1
INYO	0	0	0	0	0	0	0	0	0	0
KERN	24	0	1	1	0	5	2	0	10	3
KINGS	0	0	0	0	0	0	0	0	0	0
LAKE	2	0	0	0	0	0	0	0	2	0
LASSEN	0	0	0	0	0	0	0	0	0	0
LOS ANGELES	1080	17	15	115	45	300	124	52	269	143
MADERA	4	0	0	1	0	0	0	0	3	0
MARIN	2	0	0	0	0	1	1	0	0	0
MARIPOSA	0	0	0	0	0	0	0	0	0	0
MENDOCINO	1	0	0	0	0	0	0	1	0	0
MERCED	10	1	0	0	0	6	1	0	0	2
MODOC	1	0	0	0	0	0	0	0	0	1
MONO	0	0	0	0	0	0	0	0	0	0
MONTEREY	17	0	0	0	1	3	4	1	5	3
NAPA	3	0	0	0	1	0	0	0	1	1
NEVADA	0	0	0	0	0	0	0	0	0	0
ORANGE	49	0	0	0	0	27	3	2	6	11
PLACER	3	0	0	0	0	1	0	0	0	2
PLUMAS	0	0	0	0	0	0	0	0	0	0
RIVERSIDE	3	0	0	0	0	1	1	0	1	0
SACRAMENTO	3	0	0	0	2	0	0	0	0	1
SAN BENITO	0	0	0	0	0	0	0	0	0	0
SAN BERNARDINO	73	1	0	5	3	22	4	2	17	19
SAN DIEGO	21	0	0	4	3	2	3	0	4	5
SAN FRANCISCO	47	0	0	3	3	11	5	1	18	6
SAN JOAQUIN	20	0	1	0	0	5	2	0	6	6
SAN LUIS OBISPO	1	0	0	0	0	0	0	0	0	1
SAN MATEO	42	0	0	2	2	9	5	1	13	10
SANTA BARBARA	13	1	0	0	1	1	5	0	3	2
SANTA CLARA	14	1	0	1	0	5	2	1	2	2
SANTA CRUZ	24	0	0	0	0	2	8	1	4	9
SHASTA	4	0	0	0	0	1	0	0	2	1
SIERRA	0	0	0	0	0	0	0	0	0	0
SISKIYOU	1	0	1	0	0	0	0	0	0	0

SUPERIOR COURT REOPENINGS, 1976/A
 FELONY OFFENSE BY COUNTY

COUNTY	TOTALS	HOMICIDE	FORCIBLE RAPE	ROBBERY	ASSAULT	OFFENSE BURGLARY	THEFT	MOTOR VEH THEFT	DRUG LAW VIOLS	ALL OTHER
SOLANO	13	0	0	0	0	2	4	1	3	3
SONOMA	8	2	2	0	0	1	0	0	1	2
STANISLAUS	7	0	0	0	1	0	1	1	2	2
SUTTER	0	0	0	0	0	0	0	0	0	0
TEHAMA	0	0	0	0	0	0	0	0	0	0
TRINITY	0	0	0	0	0	0	0	0	0	0
TUCARE	0	0	0	0	0	0	0	0	0	0
TUOLUMNE	1	0	0	1	0	0	0	0	0	0
VENTURA	14	0	1	1	0	1	2	0	7	2
YOLO	2	0	0	0	1	0	0	0	0	1
YUBA	0	0	0	0	0	0	0	0	0	0
TOTALS	1571	23	23	138	67	423	189	64	388	256

A; DOES NOT INCLUDE 752 SUPERIOR COURT SUBSEQUENT ACTIONS THAT WERE EITHER DISMISSED OR ACQUITTED,
 ALSO EXCLUDED ARE 1004 ACTIONS WHERE THE DATA HAD NOT BEEN PROCESSED IN TIME OF PUBLICATION.


SUPERIOR COURT REDPENINGS, 1976/A
PERCENT DISTRIBUTION OF FELONY OFFENSE BY COUNTY

COUNTY	TOTALS	HOMICIDE	FORCIBLE RAPE	ROBBERY	ASSAULT	OFFENSE BURGLARY	THEFT	MOTOR VEH THEFT	DRUG LAW VIOLS	ALL OTHER
ALAMEDA	100.00	.00	.00	33.33	.00	.00	33.33	.00	.00	33.33
ALPINE	.00	.00	.00	.00	.00	.00	.00	.00	.00	.00
AMADOR	.00	.00	.00	.00	.00	.00	.00	.00	.00	.00
BUTTE	100.00	.00	.00	.00	.00	40.00	.00	.00	20.00	40.00
CALAVERAS	100.00	.00	.00	.00	.00	.00	.00	.00	.00	100.00
COLUSA	.00	.00	.00	.00	.00	.00	.00	.00	.00	.00
CONTRA COSTA	100.00	.00	4.44	6.67	6.67	28.89	22.22	.00	11.11	20.00
DEL NORTE	100.00	.00	.00	.00	33.33	.00	.00	.00	.00	66.67
EL DORADO	100.00	.00	.00	.00	.00	.00	.00	.00	100.00	.00
FRESNO	100.00	.00	.00	.00	.00	66.67	.00	.00	33.33	.00
GLENN	.00	.00	.00	.00	.00	.00	.00	.00	.00	.00
HUMBOLDT	100.00	.00	.00	.00	.00	.00	50.00	.00	50.00	.00
IMPERIAL	100.00	.00	.00	.00	.00	.00	.00	.00	.00	100.00
INYO	.00	.00	.00	.00	.00	.00	.00	.00	.00	.00
KERN	100.00	.00	4.17	4.17	.00	20.83	8.33	.00	41.67	20.83
KINGS	.00	.00	.00	.00	.00	.00	.00	.00	.00	.00
LAKE	100.00	.00	.00	.00	.00	.00	.00	.00	100.00	.00
LASSEN	.00	.00	.00	.00	.00	.00	.00	.00	.00	.00
LOS ANGELES	100.00	1.57	1.39	10.65	4.17	27.78	11.48	4.81	24.91	13.24
MADERA	100.00	.00	.00	25.00	.00	.00	.00	.00	75.00	.00
MARIN	100.00	.00	.00	.00	.00	50.00	50.00	.00	.00	.00
MARIPOSA	.00	.00	.00	.00	.00	.00	.00	.00	.00	.00
MENDOCINO	100.00	.00	.00	.00	.00	.00	.00	100.00	.00	.00
MERCED	100.00	10.00	.00	.00	.00	60.00	10.00	.00	.00	20.00
MODOC	100.00	.00	.00	.00	.50	.00	.00	.00	.00	100.00
MONO	.00	.00	.00	.00	.00	.00	.00	.00	.00	.00
MONTEREY	100.00	.00	.00	.00	5.88	17.65	23.33	5.88	29.41	17.65
NAPA	100.00	.00	.00	.00	33.33	.00	.00	.00	33.33	33.33
NEVADA	.00	.00	.00	.00	.00	.00	.00	.00	.00	.00
ORANGE	100.00	.00	.00	.00	.00	55.10	6.12	4.08	12.24	22.45
PLACER	100.00	.00	.00	.00	.00	33.33	.00	.00	.00	66.67
PLUMAS	.00	.00	.00	.00	.00	.00	.00	.00	.00	.00
RIVERSIDE	100.00	.00	.00	.00	.00	33.33	33.33	.00	33.33	.00
SACRAMENTO	100.00	.00	.00	.00	66.67	.00	.00	.00	.00	33.33
SAN BENITO	.00	.00	.00	.00	.00	.00	.00	.00	.00	.00
SAN BERNARDINO	100.00	1.37	.00	6.85	4.11	30.14	5.48	2.74	23.29	26.03
SAN DIEGO	100.00	.00	.00	19.05	14.29	9.52	14.29	.00	19.05	23.81
SAN FRANCISCO	100.00	.00	.00	6.38	4.38	23.40	10.64	2.13	38.30	12.77
SAN JOAQUIN	100.00	.00	5.00	.00	.00	25.00	10.00	.00	30.00	30.00
SAN LUIS OBISPO	100.00	.00	.00	.00	.00	.00	.00	.00	.00	100.00
SAN MATEO	100.00	.00	.00	4.76	4.76	21.43	11.90	2.38	30.95	23.81
SANTA BARBARA	100.00	7.69	.00	.00	7.69	7.69	38.46	.00	23.08	15.38
SANTA CLARA	100.00	7.14	.00	7.14	.00	35.71	14.29	7.14	14.29	14.29
SANTA CRUZ	100.00	.00	.00	.00	.00	8.33	33.33	4.17	16.67	37.50
SHASTA	100.00	.00	.00	.00	.00	25.00	.00	.00	50.00	25.00
SIERRA	.00	.00	.00	.00	.00	.00	.00	.00	.00	.00
SISKIYOU	100.00	.00	100.00	.00	.00	.00	.00	.00	.00	.00

SUPERIOR COURT REOPENINGS, 1976/A
PERCENT DISTRIBUTION OF FELONY OFFENSE BY COUNTY

COUNTY	TOTALS	HOMICIDE	FORCIBLE RAPE	ROBBERY	ASSAULT	OFFENSE BURGLARY	THEFT	MOTOR VEH THEFT	DRUG LAW VIOLS	ALL OTHER
SOLANO	100,00	,00	,00	,00	,00	15,38	30,77	7,69	23,08	23,08
SONOMA	100,00	25,00	25,00	,00	,00	12,50	,00	,00	12,50	25,00
STANISLAUS	100,00	,00	,00	,00	14,29	,00	14,29	14,29	28,57	28,57
SUTTER	,00	,00	,00	,00	,00	,00	,00	,00	,00	,00
TEHAMA	,00	,00	,00	,00	,00	,00	,00	,00	,00	,00
TRINITY	,00	,00	,00	,00	,00	,00	,00	,00	,00	,00
TULARE	,00	,00	,00	,00	,00	,00	,00	,00	,00	,00
TUOLUMNE	100,00	,00	,00	100,00	,00	,00	,00	,00	,00	,00
VENTURA	100,00	,00	7,14	7,14	,00	7,14	14,29	,00	50,00	14,29
YOLO	100,00	,00	,00	,00	50,00	,00	,00	,00	,00	50,00
YUBA	,00	,00	,00	,00	,00	,00	,00	,00	,00	,00
TOTALS	100,00	1,46	1,46	8,78	4,26	26,93	12,03	4,07	24,70	16,30

A, DOES NOT INCLUDE 752 SUPERIOR COURT SUBSEQUENT ACTIONS THAT WERE EITHER DISMISSED OR ACQUITTED,
ALSO EXCLUDED ARE 1004 ACTIONS WHERE THE DATA HAD NOT BEEN PROCESSED IN TIME OF PUBLICATION.



CONTINUED

1 OF 2

REFERENCE TABLE NOTES

THE FOLLOWING CALIFORNIA LAW ENFORCEMENT AGENCIES DID NOT PROVIDE CRIME AND ARREST DATA TO THE BUREAU OF CRIMINAL STATISTICS FOR THE FOLLOWING MONTHS IN 1976.


County	Reporting agency	Seven Major Offenses	Arrests ^a
Alameda	Bay Area Rapid Transit ^b		January–December
Amador	ione	January	January
Contra Costa	Antioch Bay Area Rapid Transit ^b Brentwood	December	October–December January–December September–December
Del Norte	Sheriff's Office	October–December	
Fresno	Firebaugh Mendota San Joaquin	December November, December	January–May, July–December
Humboldt	Humboldt Highway Patrol	November	
Imperial	Sheriff's Office Imperial		April, September (juveniles) December
Inyo	Sheriff's Office	August	October (juveniles)
Kern	Arvin	September	September
Kings	Corcoran	April–September	July–September
Lake	Lakeport		November, December
Lassen	Quincy Highway Patrol	April–July, September, November, December	
Los Angeles	Signal Hill	October–December	
Mariposa	Sheriff's Office Madera Highway Patrol	April–December June, October	

REFERENCE TABLE NOTES – Continued

County	Reporting agency	Seven Major Offenses	Arrests ^a
Monterey	Soledad		August–December
Riverside	Beaumont Indio	March	May (adults), June–December
Sacramento	Sacramento Highway Patrol	June–September	
San Bernardino	Chino		October–December
San Diego	National City		December (adults)
San Francisco	Bay Area Rapid Transit ^b		January–December
San Joaquin	Escalon	August	
San Mateo	Bay Area Rapid Transit ^b		January–December
Santa Barbara	Guadalupe		January–December
Sierra	Quincy Highway Patrol	May–July, September, November, December	
Siskiyou	Dorris Etna Montague Tulelake	March–December September–December May	July October–December May, September, October, November (juveniles)
Stanislaus	Newman		April, May, December
Sutter	Live Oak	December	December
Ventura	Oxnard	August–December	
Yolo	Davis	July–December	July–December
Yuba	Sheriff's Office	October–December	October–December

^aIncludes both adults and juveniles unless otherwise stated.

^bSubmits data on the summary reporting system. All other agencies report on the Arrest and Citation Register.



CRIMINAL JUSTICE GLOSSARY

CRIMINAL JUSTICE PROFILE GLOSSARY¹

ACQUITTAL: a judgment of a court, based either on the verdict of a jury or a judicial officer, that the defendant is not guilty of the offense(s) for which he has been tried.

ADULT: a person 18 years of age or older at the time of committing a crime.

APPEAL: a petition initiated by a defendant for a rehearing in an appellate court of a previous sentence or motion.

ARREST: "...taking a person into custody, in a case and in the manner authorized by law. An arrest may be made by a peace officer or by a private person." (P.C. 834)

ARREST RATE: the number of arrests per 100,000 general population.

CALIFORNIA REHABILITATION CENTER (CRC): an institution operated by the state Department of Corrections which is designated for the treatment of persons addicted to narcotics or in imminent danger of addiction. Commitment to the facility is by civil procedure only.

CALIFORNIA YOUTH AUTHORITY (CYA): the state agency which has jurisdiction over and maintains institutions as correctional schools for the reception of wards of the juvenile court and other persons committed from justice, municipal, and superior courts.

CAMPS, RANCHES, HOMES, AND SCHOOLS: county level juvenile correctional facilities used for post-court treatment of juvenile offenders. These facilities are maintained by the various county probation departments.

CERTIFICATION: type of filing used when the defendant has pled guilty to a felony charge at the preliminary hearing in lower court. The defendant is certified (referred) to superior court for sentencing and final disposition.

CIVIL COMMITMENT: type of commitment in which criminal proceedings are suspended while a defendant undergoes treatment at the California Rehabilitation Center (CRC) as a narcotic addict or in a state hospital under the Department of Health as a mentally disordered sex offender or as a person declared insane.

¹The following glossary terms are intended for this specific publication.

CLEARANCE: an offense is cleared or "solved" for crime reporting purposes when at least one person is arrested, charged with the commission of the offense, and turned over to the court for prosecution or cited to juvenile authorities. In certain situations a clearance may be counted by "exceptional" means when the police definitely know the identity of the offender, have enough information to support an arrest, and know the location of the offender but for some reason cannot take the offender into custody.

CLEARANCE RATE: method used to determine the percentage of crimes cleared. The rate is based on the number of total crimes reported.

CLOSED AT INTAKE: case is closed by the probation department at the time the juvenile is referred, following an investigation of the juvenile's circumstances and nature of the alleged offense. No further action is taken.

COMPLAINT: a verified written accusation, filed with a local criminal court, which charges one or more persons with the commission of one or more offenses.

CONTROLLED SUBSTANCE: a drug, substance, or immediate precursor which is included in Schedules I through V inclusive, as set forth in Health and Safety Code Sections 11054 through 11057. These would include heroin, marijuana, amphetamines, barbiturates, and psychedelics.

CONVICTION: a judgment, based either on the verdict of a jury or a judicial officer or on the guilty plea of the defendant, that the defendant is guilty of the offense(s) for which he was tried.

CORRECTIONS: see Department of Corrections.

COURT: an agency of the judicial branch of government, authorized or established by statute or constitution, and consisting of one or more judicial officers, which has the authority to decide upon controversies in law and disputed matters of fact brought before it.

CRC: see California Rehabilitation Center.

CRIME: "...an act committed or omitted in violation of law forbidding or commanding it..."
(P.C. 15)

CRIME RATE: the number of crimes per 100,000 general population.

CRIMINAL COMMITMENT: type of commitment which results when a defendant is sentenced to prison or the California Youth Authority.

CYA: see California Youth Authority.

DEFENDANT: a person against whom a criminal proceeding is pending.

DELINQUENT ACTS: those acts described under Welfare and Institutions Code Section 602 which involve violations by a juvenile of any law or ordinance defining crime, or the violation of a court order of the juvenile court.

DELINQUENT TENDENCIES: unreasonable or incorrigible behavior as described under Welfare and Institutions Code Section 601.

DEPARTMENT OF CORRECTIONS: a state agency which has jurisdiction over the California Rehabilitation Center and the California prison system.

DISMISSAL: a decision by a judicial officer to terminate a case without a determination of guilt or innocence.

DISPOSITION - COURT: an action taken as the result of an appearance in court by a defendant. Examples would be: adults - dismissed, acquitted, or convicted and sentenced; juveniles - dismissed, transferred, remanded to adult court, placed on probation, or sentenced to the California Youth Authority.

DISPOSITION - POLICE: an action taken as the result of an arrest. The police disposition includes the action taken by a prosecutor and accounts for a defendant's entry into lower or superior court or the juvenile justice system. Examples of a police disposition are: adults - released by law enforcement, referred to another jurisdiction, or misdemeanor or felony complaint filed; juveniles - handled within department, referred to another jurisdiction, or referred to the probation department or juvenile court. (Uniform Crime Reports)

DRUG DIVERSION: per Penal Code Section 1000, criminal proceedings are suspended for selected first-time adult drug offenders while they are participating in community-based treatment programs. Following successful completion of a program, the original charges against the drug offender may be dismissed.

DRUGS: see Controlled Substance.

EXISTING CRIMINAL STATUS: type of correctional supervision at the time of the arrest which led to the disposition of the defendant in superior court. Categories include:

NONE: not under commitment.

PROBATION: at liberty in the community subject to meeting certain conditions and requirements of the disposition rendered at the time of conviction.

PAROLE: under supervision in the community after early release from an institution.

INSTITUTION: confined in California, federal, or other state penal institution.

FELONY: "...a crime punishable with death or by imprisonment in the state prison..." (P.C. 17)

FILING: a document filed with the municipal court clerk or county clerk by a prosecuting attorney alleging or accusing a person of committing or attempting to commit a crime.

FINE: the penalty imposed upon a convicted person by a court requiring that he pay a specified sum of money.

GUILTY PLEA: a defendant's formal answer in open court to the charge(s) in a complaint, indictment, or information, stating that the charge(s) is true and that he has committed the offense(s) as charged.

INDICTMENT: a formal, written accusation charging one or more persons with the commission of a crime, presented by a grand jury to the superior court when the jury has found, after examining the evidence presented, that there is a valid case.

INFORMATION: a formal accusation of crime(s) differing from an indictment only in that it is presented by a prosecuting attorney instead of a grand jury. Information filings are used when the lower court determines, at the preliminary hearing, that there is sufficient evidence to hold the defendant for a felony trial and prosecution at the superior court level.

INITIAL PETITION: a petition filed in juvenile court for a minor who is currently not under active probation supervision or on parole from CYA alleging that the minor has committed a delinquent act.

INITIAL REFERRAL: a juvenile who is not actively being supervised or on CYA parole is brought to the attention of the probation department for alleged behavior under Welfare and Institutions Code Sections 601 or 602.

INTAKE DETERMINATION: the probation department disposition of an initial referral; these are usually "dismissed or transferred to another agency," "informal probation," or "petition filed."

JAIL: a county or city facility for incarceration of sentenced and unsentenced persons.

JUVENILE: a person under the age of 18 at the time of committing a crime.

JUVENILE COURT: the court responsible for adjudicating juvenile offenders.

JUVENILE HALL: a county-operated facility used for temporary detention of juvenile offenders pending their court appearance, and in some instances, for short-term (up to 180 days) post-adjudication rehabilitative purposes.

LOWER COURT: municipal and justice court.

MDSO - MENTALLY DISORDERED SEX OFFENDER: "...any person who, by reason of mental defect, disease, or disorder, is predisposed to the commission of sexual offenses to such a degree that he is dangerous to the health and safety of others." (Welfare and Institutions Code Section 6300)

MISDEMEANOR: a crime punishable by imprisonment in the county jail, by a fine, or by both. Under certain conditions defined by Section 17 of the Penal Code, a felony crime can be treated as a misdemeanor.

MONTHLY ARREST AND CITATION REGISTER: a reporting system used to collect information on adult and juvenile arrests. The Arrest Register reports detailed data which identify age, sex, and race characteristics of offenders and creates a link to subsequent court activity.

MUNICIPAL OR JUSTICE COURT: the court of original or trial jurisdiction for the prosecution of persons accused of misdemeanor or certain felony offenses. Also, municipal and justice courts conduct probable cause preliminary hearings for those felonies which are subject to jurisdiction of superior courts - the felony trial court.

OFFENSE: charged offense is the offense for which the defendant was arrested or filed on by the district attorney. Convicted offense is the offense for which the defendant was convicted of or pled guilty to in court. Sustained offense is the offense for which the juvenile court sustains a petition.

PAROLE: the supervision in the community after early release from a county jail or a state institution.

PETITION: the formal presentation to the juvenile court of information surrounding the alleged offense by a juvenile; similar to a criminal complaint for an adult.

PRIOR CRIMINAL RECORD: the criminal record prior to the arrest which led to the disposition of the defendant in superior court. Categories include:

NONE: no arrests.

MISCELLANEOUS: any number of arrests or convictions with a sentence(s) of less than state prison.

PRISON: any number of state prison commitments.

PRISON: a state correctional facility where persons are confined following conviction of a felony offense.

PROBATION: a judicial requirement that a person fulfill certain conditions of behavior in lieu of a sentence to confinement but sometimes including a jail sentence.

PROBATION AND JAIL: a type of disposition rendered upon conviction which imposes a jail term as a condition of probation status.

PROBATION - FORMAL: a probation grant in which the minor is declared a ward of the juvenile court and placed on formal probation for an indeterminate amount of time.

PROBATION - INFORMAL: supervision of a minor, in lieu of filing a petition, for a period not to exceed six months. The supervision is based on a contractual agreement between the probation officer and the minor's parents or guardian provided for under Welfare and Institutions Code Section 654.

PROBATION - NON-WARD: a probation grant without wardship from juvenile court for a specific time not to exceed six months as described under Welfare and Institutions Code Section 725a.

REMAND TO ADULT COURT: juvenile is referred to adult court because he is unfit for juvenile court under provisions of Welfare and Institutions Code Section 707.

REMOVAL: a case removed from the active caseload and no longer under the supervision of the probation department, or a case not removed but escalated to a more advanced level of supervision.

REOPENING: a case which is returned to court following suspension of proceedings or sentencing.

REVOCAATION: cancellation or suspension of Adult Authority parole or probation.

REVOKE: withdraw, repeal, or cancel probation or parole for an adult.

SENTENCE: the penalty imposed by a court upon a convicted person.

STATE INSTITUTION: a facility for housing defendants that are under the jurisdiction of the state correctional or treatment programs.

SUBSEQUENT DISPOSITION: a judicial decision or sentence given at the time of a court return.

SUBSEQUENT PETITION: a petition filed on behalf of a juvenile who is already under the jurisdiction of the juvenile court.

SUMMARY SYSTEM: a method of collecting data based on gross counts as differentiated from one which collects data on an individual incident basis.

SUPERIOR COURT: court of original or trial jurisdiction for felony cases and all juvenile hearings. Also, the first court of appeals for municipal or justice court cases.

TERMINATED: completes specified term of probation.

TRANSFER: a disposition which transfers the juvenile to another agency within the county such as the welfare department, the health department, the legal aid society, etc., or a referral to any agency outside the county including other county probation departments.

TRIAL: a determination of guilt or innocence by a trier of fact. There are three types of trials:

COURT: the decision is rendered by the judge.

JURY: the decision is rendered by a panel of the defendant's peers.

TRANSCRIPT: the decision is rendered by the court on the basis of the testimony contained in the transcript of the preliminary hearing held in lower court.

UNIFORM CRIME REPORTS (UCR): a program which provides a nationwide view of crime based on the submission of police statistics by law enforcement agencies to a central state agency. The Bureau of Criminal Statistics administers and forwards these data to the national UCR programs for California.

VIOLATION: breach or infringement of the terms or conditions of probation.

YA - YOUTH AUTHORITY: see California Youth Authority.

OFFENSE DEFINITIONS

CRIMES REPORTED LEVEL

SEVEN MAJOR OFFENSES: offenses most likely to be reported to the police by the public. These offenses are willful homicide, forcible rape, robbery, aggravated assault, burglary, theft (\$200 and over), and motor vehicle theft, and are reported according to definitions taken from the F.B.I. Uniform Crime Reporting Handbook.

Crimes Against Persons

Willful Homicide - the willful (nonnegligent) killing of one human being by another. (Includes murder and nonnegligent manslaughter.)

Forcible Rape - the carnal knowledge of a female forcibly and against her will. (Includes attempts to commit forcible rape.)

Robbery - the taking or attempting to take anything of value from the care, custody, or control of a person or persons by force or threat of force or violence and/or by putting the victim in fear.

Aggravated Assault - an unlawful attack by one person upon another for the purpose of inflicting severe or aggravated bodily injury. This type of assault usually is accompanied by the use of a weapon or by means likely to produce death or great bodily harm.

Crimes Against Property

Burglary - the unlawful entry of a structure to commit a felony or a theft. (Includes attempted forcible entry.)

Theft (\$200 and Over) - the unlawful taking, carrying, leading, or riding away of property from the possession or constructive possession of another with a value of \$200 or more. (Except embezzlement, fraud, forgery, worthless checks.)

Motor Vehicle Theft - the theft or attempted theft of a motor vehicle.

FELONY ARREST LEVEL^a

<i>Homicide -</i>	187, 187/12022.5, 189, 192 (except vehicular manslaughter), 192.1, 192.2, 399
<i>Manslaughter, Vehicle -</i>	192.3a
<i>Forcible Rape -</i>	220/261, 261, 261/12022.5, 261(1), 261(2), 261(3), 261(4), 261(5), 264.1, 664/261, 664/261/12022.5
<i>Robbery -</i>	211, 211/12022.5, 211a, 213, 214, 220/211, 664/211, 664/211/12022.5
<i>Assault -</i>	69, 71, 148.1(a), 148.1(b), 148.1(c), 148.4(2), 149, 151, 203, 216, 217, 217.1, 217/12022.5, 218, 219.1, 219.2, 220/203, 221, 222, 241, 243, 244, 245/12022.5, 245a, 245b, 246, 247, 273a(1), 273d, 347, 375.4, 401, 405a, 588a, 664/187, 4500, 4501, 4501.5, 12303, 12303.1(a), 12303.1(b), 12303.2, 12303.3, 12303.6, 12304, 12305, 12305 HS, 12306, 12308, 12309, 12310, 12312, 23110b VC
<i>Kidnapping -</i>	207, 207/12022.5, 209, 210, 278, 280(b), 664/207/12022.5, 4503
<i>Burglary -</i>	459, 459/460.1, 459/460.2, 459/12022.5, 461, 461.1, 461.2, 464, 664/459, 664/459/12022.5
<i>Theft -</i>	72, 115, 116, 117, 134, 182.4, 220 EC, 220/487, 424, 474, 481, 484(a), 484(b), 484b, 484c, 485, 487, 487a(a), 487a(b), 487.1, 487.2, 487.3, 495, 496, 496a, 497, 499d, 502.7f, 503, 504a, 506, 508, 529, 529.3, 530, 532, 538, 543, 556 IC, 664/487, 666, 667, 1733 IC, 3020(b) CC, 4463 VC, 10238.3 BP, 10238.6 BP, 10855 VC, 11010 BP, 11019 BP, 11022 BP, 11023 BP, 11483(2) WI, 14014 WI, 14107 WI,

^aPenal Code Sections unless indicated as follows:

AC - Agricultural Code; BP - Business and Professions Code; CC - Corporations Code; EC - Elections Code; GC - Government Code; HS - Health and Safety Code; IC - Insurance Code; VC - Vehicle Code; WI - Welfare and Institutions Code. All other felony offenses also include code sections in the Financial Code and Revenue and Taxation Code.

FELONY ARREST LEVEL - Continued

14403 EC, 17410 WI, 18848 AC, 18910 WI, 25110
CC, 25541 CC, 27443 GC, 31110 CC, 31410 CC

Motor Vehicle Theft - 487.3, 664/487.3, 664/10851 VC, 10851 VC

Forgery, Checks, Credit Cards - 470, 472, 475, 475a, 476, 476a(a), 476a(b), 477,
479, 480, 484e(4), 484f(1), 484f(2), 484g, 484h(a),
484h(b), 484i(b), 664/470

Other Sex Law Violations

Unlawful Sexual Intercourse - 261.5

Lewd and Lascivious - 288

All Other - 220/286, 265, 266, 266b, 266f, 266g, 266h, 266i,
267, 268, 285, 286, 286(a), 286(b), 286(c), 286(d),
286(e), 288a, 288a(b), 288a(c), 288a(d), 288a(e),
288b, 311.2(a), 314.1, 314.2, 647a, 664/286

Drug Law Violations

Marijuana - 11354 HS, 11357a HS, 11358 HS, 11359 HS,
11360(a) HS, 11361 HS

All Other - 4234 BP, 4390 BP, 11154 HS, 11155 HS, 11156 HS,
11162 HS, 11173 HS, 11174 HS, 11350 HS, 11351
HS, 11352 HS, 11353 HS, 11354 HS, 11355 HS,
11363 HS, 11366 HS, 11368 HS, 11371 HS,
11377(a) HS, 11377(c) HS, 11378 HS, 11379 HS,
11380 HS, 11382 HS, 11383 HS, 23106 VC

Weapons - 171(c), 626.9, 4502, 12020, 12021, 12025, 12090,
12220, 12420, 12520, 12560

Drunk-Driving - 23101 VC

FELONY ARREST LEVEL - Continued

Hit-and-Run -

20001 VC

Escape -

107, 109, 110, 1257 WI, 2042, 3002 WI, 4011.7,
4530a, 4530b, 4530c, 4532a, 4532b, 4533, 4534,
4535, 4550.1, 4550.2, 6330 WI

Bookmaking -

337a

Arson -

447a, 448a, 449a, 449b, 449c, 450a, 451a, 452a,
452b, 454, 548

All Other Felony Offenses

MISDEMEANOR ARREST LEVEL^a

<i>Assault and Battery -</i>	148, 148.4(1), 240, 242, 273a(2), 375(1), 375(2), 417, 12101(a)(2) HS, 12304*
<i>Petty Theft -</i>	484b*, 487c, 488
<i>Checks and Credit Cards -</i>	476a(b)*, 484e(1), 484e(2), 484e(3), 484i(a)
<i>Drug Law Violations -</i>	647(f)**, 4143 BP, 4227 BP, 4230 BP, 4390.5 BP, 4392 BP, 11172 HS, 11357(b) HS, 11357(c) HS, 11360(c) HS, 11364 HS, 11365 HS, 11377(b) HS, 11550 HS, 11590 HS, 23105 VC
<i>Indecent Exposure -</i>	314.1*, 314.2*
<i>Annoying Children -</i>	647a*
<i>Obscene Matter -</i>	311.2(a)*, 311.4, 311.5, 311.6, 311.7, 313.1
<i>Lewd Conduct -</i>	647(a), 647(d), 647(h), 653g
<i>Prostitution -</i>	315, 316, 647(b)
<i>Drunk -</i>	647(f)**
<i>Disorderly Conduct -</i>	647b, 647(c), 647(e), 647(g), 647(i)
<i>Disturbing the Peace -</i>	302, 403, 404, 404.6, 406, 407, 409, 415, 416, 626.8, 653m, 9051 GC
<i>Drunk-Driving -</i>	23102a VC
<i>Hit-and-Run -</i>	20002 VC
<i>Traffic-Custody -</i>	23103 VC, 23104 VC, 40508 VC, - Traffic nonmoving-lower court, Traffic moving-lower court, All other traffic
<i>Gambling -</i>	318, 321, 330
<i>Nonsupport -</i>	270, 270a, 270c
<i>Weapons -</i>	467, 653k, 12025*, 12031, 12072, 12093, 12094, 12582

MISDEMEANOR ARREST LEVEL – Continued

<i>Glue Sniffing -</i>	381, 647(f)**
<i>Malicious Mischief -</i>	587a, 594(c), 603, 604, 606*, 622, 625b, 10750(a) VC, 10852 VC, 10853 VC, 10854 VC, 23110a VC
<i>Liquor Law Violations -</i>	11200, 23121 VC, 23122 VC, 23123 VC, 23300 BP, 23301 BP, 25604 BP, 25617 BP, 25631 BP, 25632 BP, 25658 BP, 25661 BP, 25662 BP, 25665 BP


All Other Misdemeanor Offenses

^aPenal Code Sections unless indicated as follows:

BP - Business and Professions Code; GC - Government Code; HS - Health and Safety Code; VC - Vehicle Code. All other misdemeanor offenses also include: Agricultural Code; California Administration Code; City or County Ordinance; Education Code; Elections Code; Fish and Game Code; Harbors and Navigation Code; Labor Code; Public Utility Code; Revenue and Taxation Code; Welfare and Institutions Code.

*Code section can also be shown as a felony (e.g., with prior).

**This code includes both those found in any public place under the influence of intoxicating liquor "Drug" or any drug, toluene, any substance defined as a poison in Schedule D of Section 4160 of the Business and Professions Code, or any combination of all "Drug Law Violations."



END