



MINNEAPOLIS
Police Department

ANNUAL STATISTICAL REPORT

1975



36622



Compiled by
BUREAU OF RECORDS



35438



John R. Jensen
Chief of Police

OCT 1 1976

APR 1976

MINNEAPOLIS POLICE DEPARTMENT
JOHN R. JENSEN
CHIEF OF POLICE
SIX M. 129 CITY HALL
MINNEAPOLIS, MINNESOTA 55403



The Honorable Albert J. Hofstede
Mayor, City of Minneapolis
Minneapolis, Minnesota 55415

On behalf of the Minneapolis Police Department, I am pleased to submit to you the 1975 Annual Report.

Last year several new programs were begun: The Manpower Resource Fund, Technology Transfer, Field Training Officers, Patrol Emphasis, and Computer Aided Dispatch, just to name a few. Further, we developed a Master Automation Plan to address comprehensively our direction for full utilization of data processing resources. I believe all these efforts to be consistent with our commitment to a Community Policing Model.

I wish to extend my appreciation to your office, the City Council and the personnel of the Minneapolis Police Department for the cooperation and assistance they all have provided. It is in this type of environment that the citizens of Minneapolis derive the utmost benefit for the government they support.


Respectfully submitted,

John R. Jensen
Chief of Police



Honorable Albert J. Hofstede
Mayor of Minneapolis

MINNEAPOLIS POLICE DEPARTMENT
SCHEDULE of SALARIES EFFECTIVE as of JANUARY, 1975
 (Personnel as of 12-31-75)



MAYOR ALBERT J. HOFSTEDÉ

To the Citizens of Minneapolis:

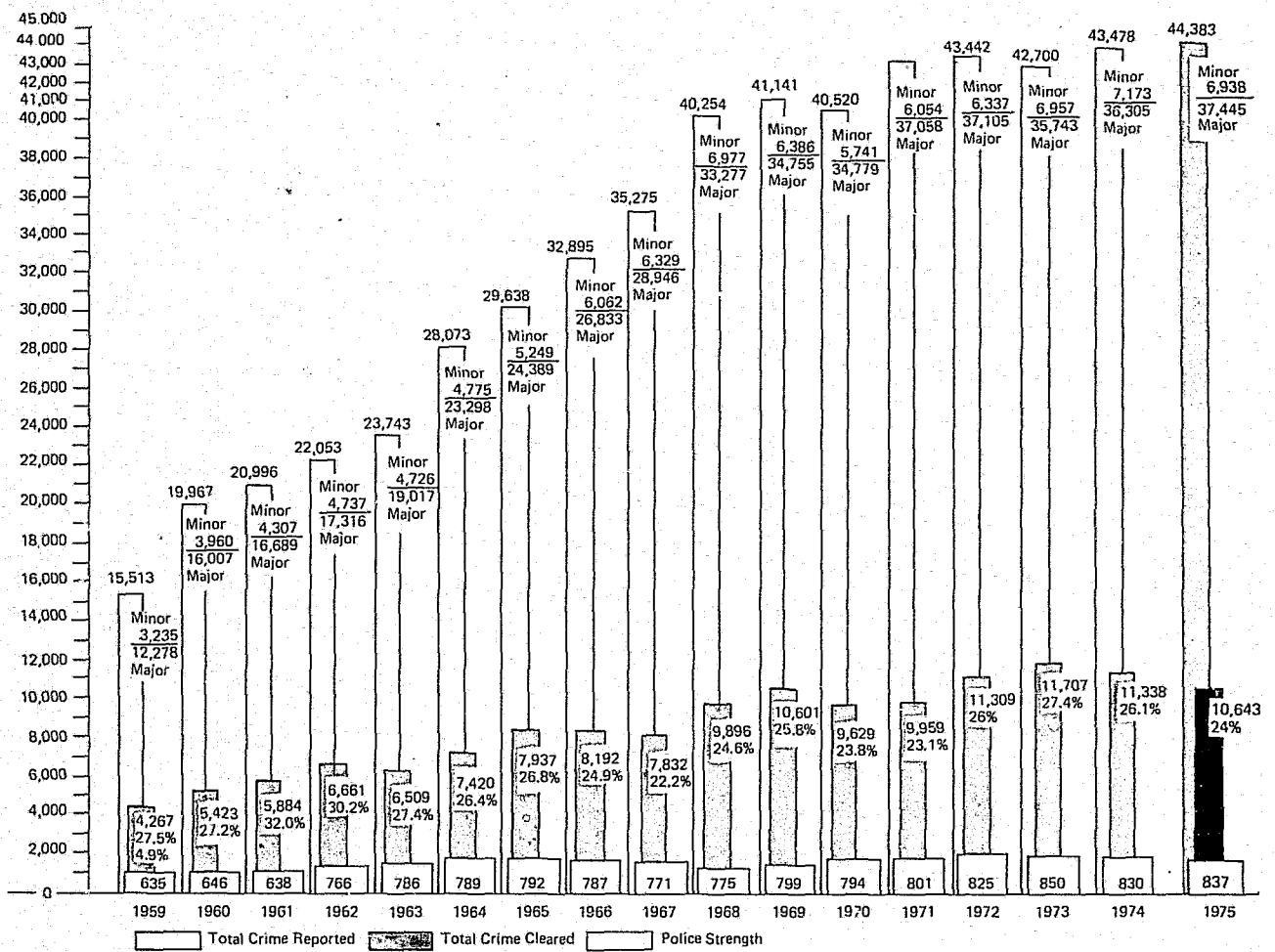
The 1975 Minneapolis Police Department Annual Report is presented to the citizens of Minneapolis in an effort to provide information relevant to the law enforcement function and to stimulate citizen interest in the Department.

This Administration has made a commitment to further enhance the relationships between our citizens and government. To that end, I find the attached report report reflects positive efforts and I wish to thank the Minneapolis Police Department personnel for a job well done.

Sincerely,

Albert J. Hofstede
 Mayor

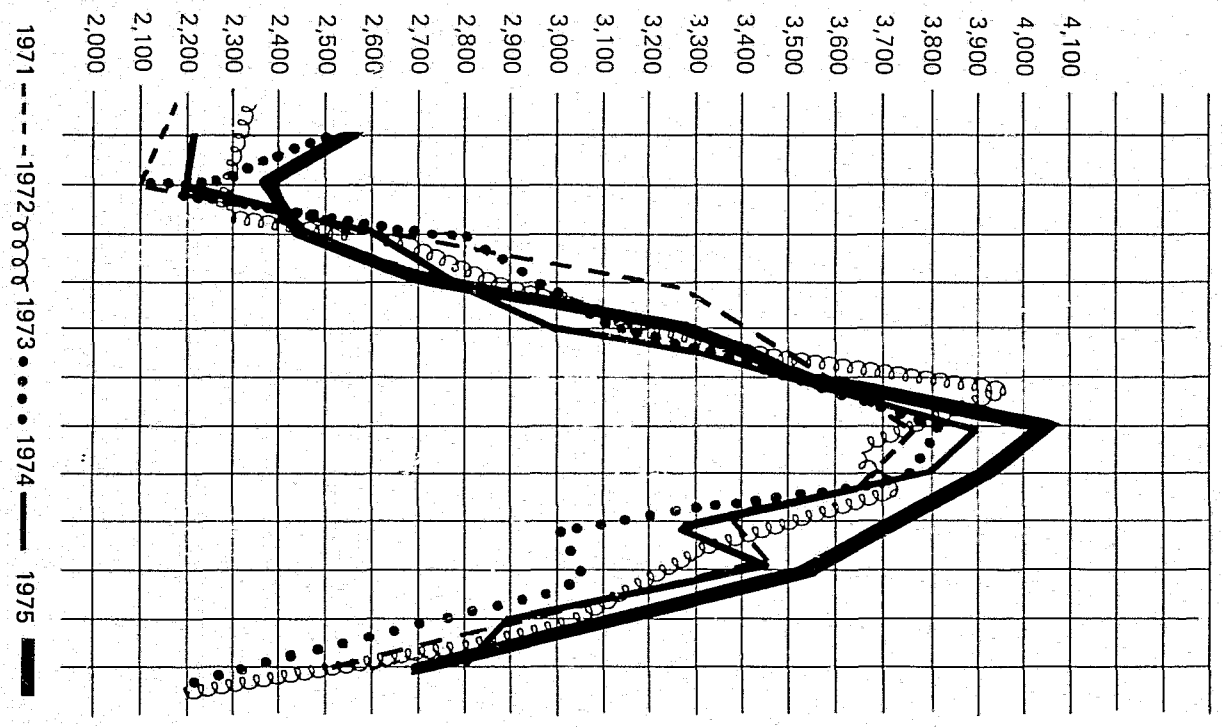
	Monthly Rate	Yearly Rate
1 Chief of Police	\$2,769	\$33,228
3 Deputy Chiefs of Police	1,878 - 2,103	22,536 - 25,236
5 Inspectors of Police	1,718 - 1,919	20,616 - 23,028
21 Police Captains	1,557 - 1,770	18,684 - 21,240
126 Police Lieutenants	1,358 - 1,594	16,296 - 19,128
1 Supervisor of Morals & Narcotics	1,358 - 1,594	16,296 - 19,128
1 Patrolman, Assigned to Mayor	1,358 - 1,594	16,296 - 19,128
1 Patrolman, Charge, School Safety	1,397 - 1,538	16,764 - 18,456
105 Sergeants (incl. 1 Civil Defense Officer)	1,397 - 1,538	16,764 - 18,456
563 Patrolmen	996 - 1,410	11,952 - 16,920
7 Detective Supervisors	1,512 - 1,653	18,144 - 19,836
1 Supervisor of License Inspection	1,557 - 1,770	18,684 - 21,240
1 Matron	1,011 - 1,170	12,132 - 14,040
1 Police & Band Drill Instructor	996 - 1,410	11,952 - 16,920
1 Supervisor, Administrative Services	1,258 - 1,644	15,096 - 19,728
1 Supervisor, Police Property Room	975 - 1,213	11,700 - 14,556
3 Clerical Supervisors	884 - 1,100	10,608 - 13,200
1 Payroll Clerk I	634 - 793	7,608 - 9,516
9 Police Complaint Clerks	784 - 977	9,408 - 11,724
10 Police Stenographers	803 - 1,003	9,636 - 12,036
11 Clerk Steno II	671 - 838	8,052 - 10,056
15 Clerk Typist II	634 - 793	7,608 - 9,516
3 Clerk Steno I	569 - 706	6,828 - 8,472
9 Clerk Typist I	524 - 654	6,288 - 7,848
8 Stock Clerk I	624 - 777	7,488 - 9,324
1 Account Clerk II	784 - 977	9,408 - 11,724
15 Communications Service Clerks	671 - 838	8,052 - 10,056
2 Police Clerks	671 - 838	8,052 - 10,056
4 Janitors	864 - 981	10,368 - 11,772
1 Duplicating Machine Operator II	634 - 793	7,608 - 9,516
1 Administration Analyst II	1,165 - 1,521	13,980 - 18,252
14 Community Service Officers (CSO)	759	9,108
3 Program Assistants	975 - 1,213	11,700 - 14,556



DETECTIVE BUREAU
Major Crimes

	Actual Offenses		Cleared		Percent Increase - Decrease Actual Offenses		Percent Cleared	
	1975	1974	1975	1974	1974	1975	1975	1974
Criminal Homicide:								
a. Murder and Non-Negligent Manslaughter	47	40	38	32		+17.5	81	82
b. Manslaughter by Negligence.....	18	15	17	12		+20.0	94	80
Rape Forcible, Including Attempted Rape	307	333	118	119		-7.8	38	36
Robbery.....	1,838	2,058	515	612		-10.7	28	30
All Assaults.....	4,101	4,078	3,005	3,226		+1.0	73	79
Burglary.....	10,420	10,607	1,177	1,105		-1.8	11	10
Larceny.....	16,075	14,281	3,982	4,250		+12.5	25	30
Auto Theft.....	4,639	4,893	381	421		-5.2	8	9
TOTAL	37,445	36,305	9,233	9,777		+3.1	25	27

JAN FEB MAR APR MAY JUNE JULY AUG SEPT OCT NOV DEC



DETECTIVE BUREAU

Major Crime - Supplemental Analysis

CLASSIFICATION OF OFFENSES:	2	3	4	5	6
	Offenses Reported or Known to Police (Include 'Unfounded' and Attempts)	Unfounded, i. e., False or Baseless Complaints	Number of Actual Offenses (Column 2 Minus Column 3)(Include Attempts)	Total Offenses Cleared by Arrest or Exceptional Means (Includes Col. 6)	Number of Clearances Involving Only Persons Under 18 Years of Age
1. CRIMINAL HOMICIDE					
a. Murder and Non-negligent Manslaughter	48	1	47	38	2
b. Manslaughter by Negligence.....	38	20	18	17	0
2. FORCIBLE RAPE TOTAL	336	29	307	118	11
a. Rape by Force.....	256	25	231	88	8
b. Attempts to Commit Forcible Rape.....	80	4	76	30	3
3. ROBBERY TOTAL	1,896	58	1,838	515	139
a. Firearm.....	677	16	661	217	33
b. Knife or Cutting Instrument	216	6	210	60	26
c. Other Dangerous Weapons.....	56	2	54	13	2
d. Strong Arm (Hands, Fists, Feet, etc.).....	947	34	913	225	78
4. ASSAULT TOTAL	4,187	86	4,101	3,005	315
a. Firearm.....	359	21	336	241	30
b. Knife of Cutting Instrument.....	340	13	327	222	21
c. Other Dangerous Weapons.....	260	7	253	184	24
d. Hands, Fists, Feet, etc. - Aggravated Injury...	220	4	216	147	12
e. Other Assaults- Simple, Not Aggravated.....	3,008	41	2,967	2,211	228
5. BURGLARY TOTAL	10,555	135	10,420	1,177	557
a. Forcible Entry.....	6,373	60	6,313	722	350
b. Unlawful Entry - No Force.....	3,457	65	3,392	365	167
c. Attempted Forcible Entry.....	725	10	715	90	40
6. LARCENY-THEFT (Except Motor Vehicle Theft).....	16,202	127	16,075	3,982	997
7. MOTOR VEHICLE THEFT TOTAL	4,859	220	4,639	381	267
a. Autos.....	4,290	204	4,086	348	252
b. Trucks and Buses.....	275	9	266	17	8
c. Other Vehicles.....	294	7	287	16	7
GRAND TOTAL	38,121	676	37,445	9,233	2,288

DETECTIVE BUREAU
Major Crime – Supplemental Analysis

CLASSIFICATION:	Actual Offenses		Cleared By Arrest	
	1975	1974	1975	1974
ROBBERY				
a. Highway (Streets, etc.).....	969	1,087	206	268
b. Commercial House.....	343	395	129	127
c. Oil Station.....	123	122	22	28
d. Chain Store.....	74	92	31	34
e. Residence.....	191	227	61	75
f. Bank.....	5	8	1	4
g. Miscellaneous.....	133	127	65	76
TOTAL ROBBERY.....	1,838	2,058	515	612
BURGLARY:				
a. Residence				
1. Night.....	3,472	3,721	361	313
2. Day.....	2,609	2,660	339	337
3. Unknown Time.....	1,796	1,454	95	55
b. Non-Residence (Store, Office, etc.).....				
1. Night.....	1,783	2,048	292	309
2. Day.....	186	198	52	59
3. Unknown Time.....	574	526	38	32
TOTAL BURGLARY.....	10,420	10,607	1,177	1,105
LARCENY:				
a. Pocket-Picking.....	62	34	3	4
b. Purse-Snatching.....	405	390	48	57
c. Shoplifting.....	1,870	1,726	1,719	1,698
d. From Autos (Not Accessories).....	2,284	1,747	111	103
e. Auto Accessories.....	2,495	1,965	98	123
f. Bicycles.....	3,977	3,438	1,222	1,498
g. From Buildings (except 'c').....	3,743	3,714	574	555
h. From Coin-operated Machines (except 'g' from buildings)	121	102	25	18
i. All Other.....	1,118	1,165	182	194
TOTAL LARCENY.....	16,075	14,281	3,982	4,250

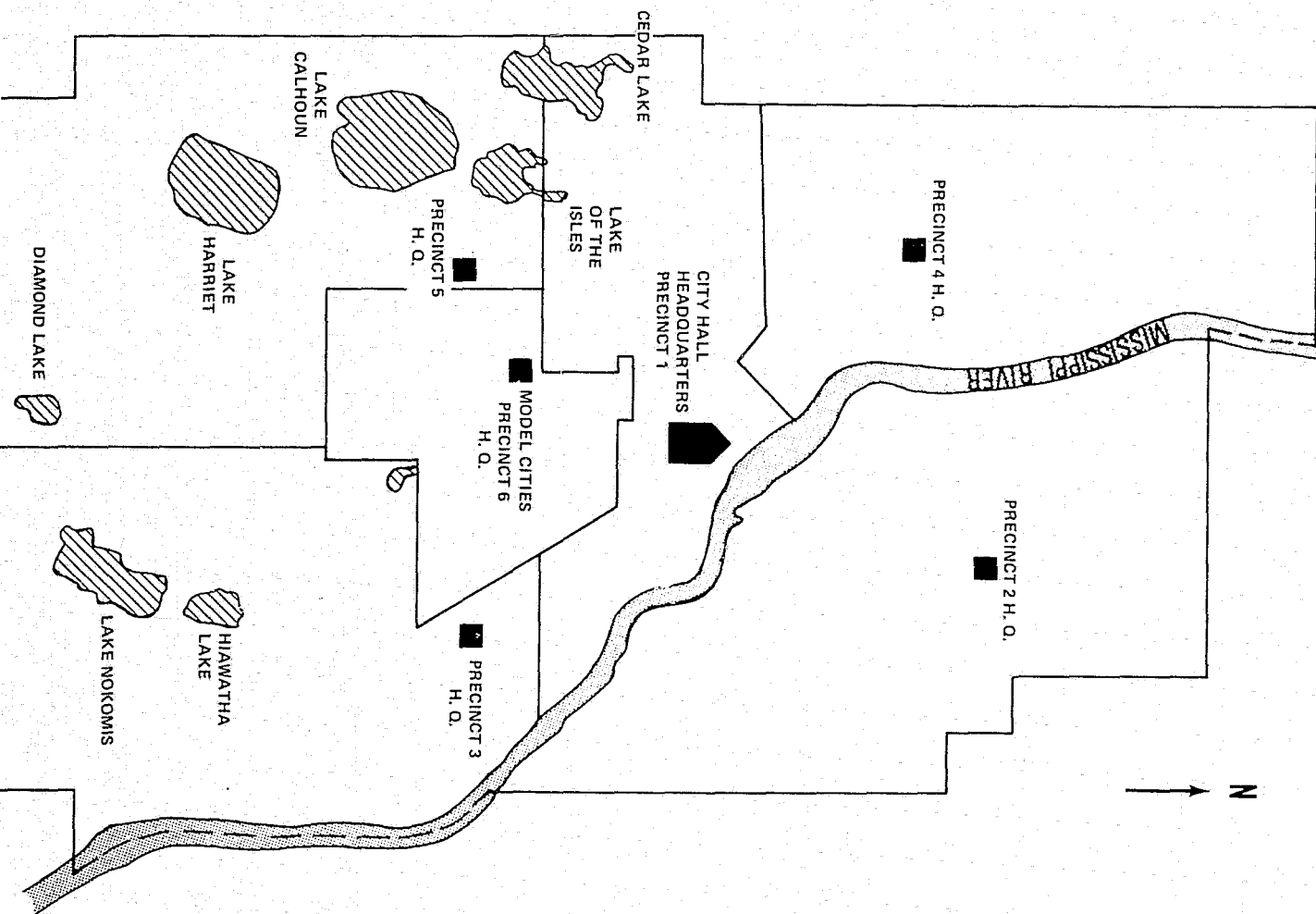
DETECTIVE BUREAU
MISCELLANEOUS OFFENSES—1974 and 1975

CLASSIFICATION:	Actual Offenses		Cleared by Arrest	
	1975	1974	1975	1974
Indecent Exposure and Molesting.....	379	469	124	146
Miscellaneous Sex Offenses.....	80	57	48	41
Vandalism.....	5,051	5,091	623	690
Forgery.....	425	486	240	283
All Other.....	1,003	1,070	375	401
TOTAL.....	6,938	7,173	1,410	1,561
GRAND TOTAL (All Offenses).....	44,383	43,478	10,643	11,338

MISCELLANEOUS SERVICES RENDERED

	1975	1974
Unsecured Businesses found by Police.....	506	680
Suicides Investigated, Including Attempts.....	337	372
Sudden Deaths Investigated (DOA).....	731	746
Non-Vehicular Accidents Reported.....	963	1,068
Persons Held for Other Authorities.....	54	81
Complaint Reports (Received).....	196,408	193,597

POLICE FACILITIES AND PRECINCT BOUNDARIES



12

OFFENSE REPORTS ASSIGNED and CLEARED by PRECINCT YEAR 1975

	Precinct 1		Precinct 2		Precinct 3		Precinct 4		Precinct 5		Precinct 6		Totals	
	Assigned	Cleared	Assigned	Cleared	Assigned	Cleared	Assigned	Cleared	Assigned	Cleared	Assigned	Cleared	Assigned	Cleared
MURDER AND NON-NEGLIGENT MANSLAUGHTER	5	6	1	1	2	2	17	13	3	2	19	14	47	38
*MANSLAUGHTER BY NEGLIGENCE					1	1			1	1			2	2
TOTAL	5	6	1	1	3	3	17	13	4	3	19	14	49	40
RAPE BY FORCE	43	16	24	5	13	6	55	21	36	15	60	25	231	86
ATTEMPTED RAPE	11	7	12	9	10	5	8	1	15	4	20	4	76	30
TOTAL	54	23	36	14	23	11	63	22	51	19	80	29	307	116
ROBBERY														
Street	241	46	45	2	80	16	222	44	122	28	259	70	969	206
Business	59	22	40	17	40	17	52	15	57	19	95	39	343	129
Oil Station	5	0	21	1	18	3	26	7	19	4	34	7	123	52
Chain Store	6	2	15	1	20	6	4	7	17	9	12	6	74	31
Residence	54	16	14	5	9	1	37	9	29	9	48	21	191	61
Bank	4	1											5	1
Miscellaneous	60	19		1	6	4	23	9	10	5	33	27	133	65
TOTAL	429	106	136	27	173	47	365	91	254	74	481	170	1,838	545
ASSAULT														
Firearm	40	26	34	23	24	17	128	97	39	20	73	59	328	242
Knife	79	51	27	16	19	15	100	77	28	16	74	47	327	222
Other Dangerous Weapons	50	32	30	17	23	18	68	52	28	22	54	42	253	183
Hands, Fists etc Aggravated	48	28	19	14	20	13	49	36	20	15	60	41	276	147
Other Not Aggravated	675	493	284	220	297	216	701	531	375	272	635	479	2,967	2,211
TOTAL	892	630	394	290	383	279	1046	793	490	345	896	668	4,104	3,005
BURGLARY - RESIDENCE														
Night	175	16	444	29	542	67	935	103	676	77	700	69	3,471	361
Day	121	12	261	26	375	57	656	95	612	76	584	73	2,609	339
Unknown Time	115	14	189	8	245	15	452	27	402	13	393	16	1,796	96
BURGLARY - NON-RESIDENCE														
Night	278	44	364	53	231	37	400	65	204	27	306	66	1,783	292
Day	48	4	28	6	13	3	49	26	17	4	31	9	186	52
Unknown	85	5	104	7	68	6	136	8	64	1	114	11	574	75
TOTAL	825	95	1,390	129	1,474	185	2,628	324	1,975	198	2,128	246	10,420	1,177
THEFT														
Pocket Picking	49	3	1		1		13		5		1		70	3
Purse Snatching	60	6	17	6	33	2	107	8	58	11	124	15	399	48
Shoplifting	850	801	74	63	136	125	151	132	144	124	521	480	1,876	1,725
From Auto (not accessories)	517	23	349	18	300	20	381	20	375	19	349	15	2,271	115
Auto Accessories	398	13	416	8	378	14	477	27	447	19	379	18	2,495	99
From Buildings	1270	142	315	54	298	71	555	110	570	87	726	109	3,734	573
Coin Operated Machines	17	6	24	7	23	4	14	4	24	2	20	2	122	25
All Other	133	27	202	24	182	24	241	48	233	34	131	24	1,122	181
TOTAL	3,294	1,021	1,399	180	1,351	260	1,939	349	1,856	296	2,251	663	12,089	2,769
MOTOR VEHICLE THEFT														
Buses	786	66	612	35	419	52	794	73	544	50	902	72	4,087	348
Trucks and Buses	46	4	49	2	27	4	55	4	28	1	60	2	285	17
Motorcycles	38	1	80	3	52	3	29	5	49	2	39	3	287	16
TOTAL	870	71	741	39	528	59	878	82	621	53	1,001	77	4,659	381
MISCELLANEOUS														
Molestation and Exposure	29	19	43	12	79	20	64	25	116	31	48	17	379	124
All Other Sex Offenses	5	5	16	8	6	5	14	12	17	5	16	11	78	48
Vandalism	512	99	253	93	767	79	1,037	158	1,073	77	780	117	5,052	623
Forgery	169	97	39	20	40	24	74	34	43	20	63	45	428	240
Miscellaneous	290	140	112	46	121	36	151	49	156	42	176	68	1,006	375
TOTAL	1,009	362	1,093	173	1,013	164	1,340	278	1,405	175	1,083	258	6,943	1,410
GRAND TOTAL	7,378	2,314	5,189	853	4,948	1,008	8,276	1,952	6,656	1,163	7,939	2,125	40,386	9,415

*Excludes Traffic Manslaughter by Negligence and Theft of Bicycles TOTAL STOLEN BICYCLES 3,986

13

AUTO RECORDS UNIT

AUTOMOBILE THEFTS

	1975	1974
Total Thefts Reported.....	\$4,859	\$5,003
Unfounded Reports.....	220	110
TOTAL -- Actual Reports.....	4,639	4,893
Stolen Not Recovered.....	785	756
Stolens Recovered: By Mpls. P.D. 3,192 By Others 718 (1975)	3,910	4,137
By Mpls. P.D. 3,410 By Others 727 (1974)		
Stolen Other Jurisdictions Recovered by Mpls. P.D.....	735	696
% of Locally Stolen Autos Recovered	84.3%	84.5%
% of Cases Cleared by Arrest.....	8.0%	8.6%
Cases Cleared by Arrest of Juveniles 267 (305 - 1974) of Adults 114 (116 - 1974).....	381	421
Valuations: (Locally Stolen Automobiles)		
Actual Stolens.....	\$5,828,890	\$5,186,501
Actual Stolens Not Recovered.....	1,175,087	1,040,351
Actual Stolens Recovered (Including vehicles stolen in previous years).....	4,653,803	4,146,150
TOTAL-- Value of Recovered Autos Stolen Locally.....	4,653,803	4,146,150

BREAKDOWN of VEHICLES STOLEN:

	1975				1974		
	Stolen	Recovered	% of Recovery		Stolen	Recovered	% of Recovery
Cars	4,086	3,626	88.7%		4,369	3,849	88.09%
Trucks & Buses	266	199	74.8%		233	191	81.97%
Cycles.....	285	85	29.8%		291	97	33.33%
Misc.....	2	0	0.0%		0	0	0.0%
	4,639	3,910	84.3%		4,893	4,137	84.5%

PROPERTY AND EVIDENCE UNIT

TOTAL NUMBER OF:

Pawned Items Including Watches..... 27,229
Guns Registered..... 3,569

RECOVERED PROPERTY TABULATION:

	Stolen Recovered	Lost or Abandoned Recovered
Currency-Notes, etc.....	\$86,266.77	\$165,208.80
Jewelry-Precious Metals.....	47,381.00	4,595.00
Clothing and Furs.....	35,572.59	7,617.30
Office Equipment.....	48,736.00	2,205.00
T.V.'s, Radios, Stereos.....	82,493.79	9,972.00
Firearms.....	19,934.00	4,889.00
Household Goods.....	23,475.00	2,274.00
Consumable Goods.....	2,036.00	788.50
Miscellaneous.....	269,808.09	27,580.55
	615,703.24	\$225,130.15

RECAP

Stolen Recovered..... \$615,703.24
Lost or Abandoned Recovered..... 225,130.15
Total Recoveries..... \$840,833.39

Value of Recoveries by Property and Evidence Unit..... \$69,096.00
Monies Turned Over to Police Pension..... \$21,948.20

NARCOTICS DIVISION

NARCOTICS DIVISION
ARRESTS

Age Group	Police Precincts Where Arrests Occured:	Race / Nativity
Juveniles 13	1st Pct 169	Caucasian 774
18-24 years 609	2nd Pct..... 65	Other..... 183
25-29 years 195	3rd Pct..... 118	
30-34 years 82	4th Pct..... 130	TOTAL 957
35-39 years 32	5th Pct..... 156	
40-44 years 11	6th Pct..... 265	Male 829
45-49 years 9	Outside City 54	Female 128
50-up years 6		
TOTAL..... 957		TOTAL..... 957

DRUGS SEIZED IN 1975

- 36,798 Dosages of Heroin
- 60,694 Dosages of Cocaine
- 2,454,539 Amphetamine tablets
- 359 Pounds of Marijuana
- 50,000 Ephedren (phoney speed)
- 16 MDA
- 3,100 Codeine tablets
- 15,040 Barbiturates
- 9,450 LSD tablets
- 1,242 Grams of Hashish
- 1,071 Valium
- 2,625 Sopors
- 235 Dilaudid
- 2,500 Other narcotic tablets (drug store drugs)
- 1 Ounce Opium powder
- 1,078 Phencyclidine (PCP)
- 300 Percodan tablets
- 2,000 Benadryl
- 100 Papaverine
- 1,000 Tetracycline
- 8 Demerol vials, 10cc
- 150 Ritalin
- 21,500 Darvon capsules
- 2 Ounce Methadone
- ½ Pound Hashish oil
- 6,000 Various pills and capsules

Value of drugs seized \$ 1,175,000

Some of the statistics in this report were obtained by assisting other agencies in arrests and seizures.

During the year of 1975 the Narcotics Squad seized about the same amount of drugs as in 1974. Although not as many people have been arrested, we have found that we have larger dealers than in previous years. The dealers we are arresting now sell in larger quantities and we can no longer make a case by buying a \$15 lid sample of marijuana; the least the dealer will sell is a pound for approximately \$150 to \$200. We can no longer buy small amounts of speed. Dealers will only sell a minimum of 1,000 or more. Heroin and cocaine dealers will very seldom sell less than a gram, which sells for approximately \$160 and in most cases will only sell quarter ounces so the cost of investigation has gone up.

During the summer all narcotics officers were working on a wire tap with the Organized Crime Intelligence Unit (OCIU), which took approximately one month. We were working on twenty pounds of heroin and twenty pounds of cocaine which was to have been brought in from Mexico. The case never materialized because the wiretap ran out after two extensions and we lost contact. An informant on this case continued to work with us and the OCIU and approximately 20 major cases were made with this informant, including fences, narcotics, gun sales, forgery rings, burglary rings and armed robberies.

The Narcotics Squad has supplied the Drug Enforcement Administration with informants on some large cases because they have more funds than the Minneapolis Squad. One Minneapolis Police Officer is assigned to the DEA Task Force. The DEA pays this officer's wages except 10% hard cash, which the city contributes. This officer receives paid overtime and is supplied a car by the DEA.

The squad recovered thousands of dollars worth of stolen property during the year. The squad supplied information to other divisions, which resulted in arrests of armed robbers, burglars and forgery rings.

Many major narcotic dealers were arrested and large amounts of narcotics were seized, such as 135,000 speed tablets on one case, 100,000 in another case and pounds of heroin and cocaine.

Two Minneapolis Narcotics officers took an informant to Phoenix, Arizona and made cases on two major dealers who are supplying the Twin Cities and other areas of the country. Arizona Narcotic Officers had been working on these individuals for four years, trying to apprehend them. Two pounds of heroin and one and a half pounds of cocaine were purchased and the two defendants received 60 years sentence each.

Our larger cases are taken to Federal Court, where we are getting better sentencing and in some cases defendants receive seven, eight, and ten years in prison. In our own courts the sentencing is generally probation.

NARCOTICS DIVISION

	1975	1974
ARRESTS		
Total Persons Processed	957	1,249
Arrests by Narcotics Officers	285	358
Arrests by Uniform Officers	672	891
Search Warrants Executed	122	146
Heroin Cases	55	55
Cocain Cases	40	41
CONFISCATED		
Dosages of Heroin	36,798	45,533
	(Approx. 5 lbs.)	(Approx. 6 lbs.)
Cocain	60,694 dosages	64,780 dosages
LSD	9,450 tablets	15,530 tablets
Barbiturates	15,040 capsules	532 capsules
Marijuana	359 lbs.	527 lbs.
Amphetamines	2,454,539	

ADULT ARRESTS (Formal Charge)

	1975	1974	1973	1972	1971
1. Felonious Homicide: Murder and Manslaughter.....	33	20	26	22	20
Manslaughter by Negligence.....	2	1	0	0	4
2. Rape.....	32	34	45	20	21
3. Robbery.....	205	194	257	192	180
4. Aggravated Assault.....	93	103	97	106	86
5. Burglary.....	267	236	317	309	303
6. Larceny.....	1,375*	1,518*	1,655*	1,528*	1,316*
7. Auto Theft.....	20	86	119	106	74
Total Part I.....	2,027	2,192	2,516	2,283	2,004
8. Other Assaults (Minor).....	957	1,125	1,229	1,112	1,146
9. Arson.....	13	9	11	9	6
10. Forgery and Counterfeiting.....	149	159	183	210	207
11. Fraud.....	434	435	455	273	186
12. Embezzlement.....	3	0	5	1	0
13. Stolen Property (Buy, Receive, Possess).....	114	122	197	148	143
14. Vandalism.....	222	70	52	23	12
15. Weapons (Carrying, Possessing, etc.).....	363	416	340	327	247
16. Prostitution and Commercialized Vice.....	275	188	148	97	108
17. Sex Offenses (Except Rape and Prostitution).....	45	138	191	118	156
18. Narcotic Drug Laws:					
Opium or Cocain and Derivatives, Heroin, etc.....	81	63	77	92	60
Marijuana.....	303	410	388	441	372
Synthetic Narcotics.....	41	63	51	27	18
Other (Barbiturates, Benzedrine, etc.).....	35	158	274	133	178
19. Gambling					
Bookmaking (Horse and Sport Book).....	0	0	0	0	0
Number and Lottery.....	0	0	0	0	0
All Other Gambling.....	8	6	8	6	6
20. Offenses Against Family and Children.....	4	4	5	15	43
21. Driving While Intoxicated.....	2,083	3,372	4,641	2,676	1,783
22. Liquor Laws.....	185	172	445	449	425
23. Drunkenness.....	1	0	1	2	3,222
24. Disorderly Conduct.....	1,830	2,093	2,042	1,895	1,515
25. Vagrancy.....	35	2	7	14	8
26. Road and Driving Laws.....	1,419	1,578	1,723	1,673	1,689
27. Parking Regulations.....	1,058	949	1,076	1,274	2,300
28. Traffic and Motor Vehicle.....	1,043	1,933	2,093	1,890	1,800
29. All Other Offenses (Except Traffic).....	1,320	928	1,116	1,096	924
Total Part II.....	12,021	14,393	16,758	14,001	16,555
GRAND TOTAL.....	14,048	16,585	19,274	16,284	18,559

*Effective 1974 All Larceny Theft Consolidated

ADULT ARRESTS (Formal Charge) - by Age Group 1975

CLASSIFICATIONS:	18-24	25-29	30-34	35-39	40-44	45-49	50-up	Total
1. Felonious Homicide:								
Murder and Non-Negligent Manslaughter	10	4	9	4	3	0	3	33
Manslaughter by Negligence.....	2	0	0	0	0	0	0	2
2. Rape.....	17	6	5	1	2	0	1	32
3. Robbery.....	127	47	20	6	2	1	2	205
4. Aggravated Assault	44	21	6	10	3	3	6	93
5. Burglary (Breaking and Entering).....	160	62	18	13	10	1	3	267
6. Larceny.....	664	211	112	78	79	74	157	1,375
7. Automobile Theft.....	15	3	1	0	0	0	1	20
Total Part I.....	1,039	354	171	112	99	79	173	2,027
8. Other Assaults.....	337	220	159	90	64	39	48	957
9. Arson.....	5	4	0	0	3	0	1	13
10. Forgery and Counterfeiting.....	75	28	19	15	3	5	4	149
11. Fraud.....	143	112	56	43	30	24	26	434
12. Embezzlement	2	0	0	0	0	0	1	3
13. Stolen Property (Buy, Receive, Possess).	68	22	9	8	3	1	3	114
14. Vandalism.....	124	38	23	10	3	12	12	222
15. Weapons: Carrying, Possessing, etc.....	173	66	41	25	25	9	24	363
16. Prostitution and Commercialized Vice....	217	36	11	6	2	0	3	275
17. Sex Offenses (Except Nos. 2 and 16).....	12	9	5	5	5	1	8	45
18. Narcotic Drug Laws:								
Opium or Cocaine and Derivatives.....	42	26	6	2	2	2	1	81
Marijuana.....	214	55	27	5	0	1	1	303
Synthetic Narcotics.....	26	6	1	0	0	2	0	41
Other Dangerous Non-Narcotic Drugs....	0	0	0	0	0	0	0	0
19. Gambling:								
Bookmaking (Horse and Sport Book)....	0	0	0	0	0	0	0	0
Number and Lottery.....	0	0	0	0	0	0	0	0
All Other Gambling.....	1	1	1	1	1	1	2	8
20. Offenses Against Family and Children....	1	1	1	1	0	0	0	4
21. Driving Under the Influence.....	635	366	307	206	183	155	231	2,083
22. Liquor Laws.....	74	34	26	10	15	9	17	185
23. Drunkenness.....	0	0	0	0	0	0	0	0
24. Disorderly	868	360	182	127	98	85	110	1,830
25. Vagrancy.....	6	8	2	8	2	4	5	35
26. Road and Driving Laws.....	784	324	130	67	42	37	35	1,419
27. Parking Regulations.....	494	279	137	62	39	26	21	1,058
28. Traffic and Motor Vehicle.....	504	274	116	60	42	27	20	1,043
29. All Other Offenses (Except Traffic).....	715	214	128	84	64	51	64	1,320
Total Part II.....	5,544	2,489	1,397	837	626	491	637	12,021
GRAND TOTAL.....	6,583	2,843	1,568	949	725	570	810	14,048

ADULT ARRESTS (Formal Charge) - by SEX, COLOR, NATIVITY 1975

CLASSIFICATIONS:	Male	Female	White	Others	Native Born	Foreign Born	Total
1. Felonious Homicide:							
Murder and Non-Negligent Homicide	27	6	12	21	32	1	33
Manslaughter by Negligence.....	1	1	2	0	2	0	2
2. Rape.....	32	0	17	15	31	1	32
3. Robbery (Hold up)	191	14	91	114	199	6	205
4. Aggravated Assault	85	8	40	53	93	0	93
5. Burglary (Breaking and Entering).....	256	11	173	94	263	4	267
6. Larceny.....	960	415	861	514	1,321	54	1,375
7. Automobile Theft.....	19	1	5	15	20	0	20
Total Part I.....	1,571	456	1,201	826	1,961	66	2,027
8. Other Assaults.....	859	98	504	453	939	18	957
9. Arson.....	10	3	9	4	13	0	13
10. Forgery and Counterfeiting.....	90	59	81	68	147	2	149
11. Fraud.....	258	176	268	166	427	7	434
12. Embezzlement	1	2	3	0	3	0	3
13. Stolen Property (Buy, Receive, Possess).	107	7	63	51	112	2	114
14. Vandalism.....	203	19	142	80	218	4	222
15. Weapons: Carrying, Possessing, etc.....	339	24	200	163	359	4	363
16. Prostitution and Commercialized Vice....	34	241	111	164	266	9	275
17. Sex Offenses (Except Nos. 2 and 16).....	41	4	33	12	42	3	45
18. Narcotic Drug Laws:							
Opium or Cocaine and Derivatives.....	69	12	71	10	81	0	81
Marijuana.....	276	27	234	69	299	4	303
Synthetic Narcotics.....	36	5	30	11	40	1	41
Other Dangerous Non-Narcotic Drugs....	30	5	25	10	34	1	35
19. Gambling:							
Bookmaking (Horse and Sport Book)....	0	0	0	0	0	0	0
Number and Lottery.....	0	0	0	0	0	0	0
All Other Gambling.....	8	0	7	1	8	0	8
20. Offenses Against Family and Children....	4	0	3	1	4	0	4
21. Driving Under the Influence.....	1,920	163	1,694	389	2,042	41	2,083
22. Liquor Laws.....	167	18	87	98	183	2	185
23. Drunkenness.....	1	0	1	0	1	0	1
24. Disorderly	1,557	273	1,164	666	1,804	26	1,830
25. Vagrancy.....	34	1	16	19	33	2	35
26. Road and Driving Laws.....	1,322	97	990	429	1,382	37	1,419
27. Parking Regulations.....	989	69	679	379	1,028	30	1,058
28. Traffic and Motor Vehicle.....	968	75	572	471	1,026	17	1,043
29. All Other Offenses (Except Traffic).....	1,149	171	861	459	1,301	19	1,320
Total Part II.....	10,472	1,549	7,848	4,173	11,792	229	12,021
GRAND TOTAL.....	12,043	2,005	9,049	4,999	13,753	295	14,048

ADULT ARRESTS (Formal Charge) — Disposition 1975

JUVENILE DIVISION

CLASSIFICATION:	Work House	Fine	Probation	Sentence Suspended	Dismissed	Bench Not Warrant	Court Assigned	Total
1. Felonious Homicide:								
Murder and Non-Negligent Manslaughter					3		30	33
Manslaughter by Negligence					2		2	2
2. Rape	2		1		17	2	29	32
3. Robbery (Hold up)	6				9	1	5	69
4. Aggravated Assault	2			5	18	1	4	236
5. Burglary (Breaking and Entering)	106	128	7	521	329	5	159	1,375
6. Larceny				1	5		13	19
7. Automobile Theft	116	128	8	527	383	7	170	681
Total Part I	102	46	5	242	432	35	90	5,957
8. Other Assaults					13		4	128
9. Arson				80	216		76	26
10. Forgery and Counterfeiting	20	14	1		1		1	3
11. Fraud								
12. Embezzlement	4	2		11	27		7	63
13. Stolen Property (Buy, Receive, Possess)	29	8	2	73	69	1	34	6
14. Vandalism	22	30	1	105	154	5	39	7
15. Weapons: Carrying, Possessing, etc.	10	17		86	76	1	79	6
16. Prostitution and Commercialized Vice				4	12		1	26
17. Sex Offenses (Except Nos. 2 and 16)								45
18. Narcotic Drug Laws:								
Opium or Cocaine and Derivatives	2	1		67	145		1	72
Marijuana	7	50	3	5	15		22	9
Synthetic Narcotics							1	17
Other Dangerous Non-Narcotic Drugs	1	4		5	11		2	12
19. Gambling:								
Bookmaking (Horse and Sport Book)				2	1		4	8
Number and Lottery				1			2	3
All Other Gambling					30		7	2,019
20. Offenses Against Family and Children			5					2,082
21. Driving Under the Influence	3	9		9				185
22. Liquor Laws	7	41		28	43	1	8	1
23. Drunkenness								
24. Disorderly Conduct	109	325	10	584	609	22	162	9
25. Vagrancy	8	4		11	11		1	35
26. Road and Driving Laws	11	33	5	8	29		10	1,301
27. Parking Regulations	4	31	7	7	11		2	994
28. Traffic and Motor Vehicle	5	17	1	8	13		7	991
29. All Other Offenses (Except Traffic)	91	249		209	484		24	73
Total Part II	435	877	44	1,545	2,407	90	626	5,492
GRAND TOTAL	551	1,005	52	2,072	2,790	97	796	5,500

A recent 7 county Metropolitan area crime study reports that juveniles accounted for 61% of arrests for serious crimes and 40% of all arrests for crimes of violence. Although these statistics may vary from one jurisdiction to another it can readily be seen that juveniles are involved in a major proportion of crime which plagues our society.

Although total juvenile contacts with Minneapolis police dropped during 1975 from the previous year, it is questionable whether this apparent decrease is really significant. Two important factors are involved in this decrease in the number of contacts. First, consideration must be given to the declining juvenile population as evidenced by shrinking public school enrollments. Secondly, during the months of July through October, 1975, juveniles were issued tags in lieu of arrest for some minor offenses. No statistics were kept for tags issued and because of this procedure, a substantial number of contacts do not appear in the yearly totals. The tagging of juveniles for offenses other than traffic violations has since been discontinued because of procedural problems which made the system unworkable.

Burglary continues to be the leading category of the more serious offenses committed by juveniles. Robbery arrests were down slightly from the previous year while arrests for narcotics violations took a very considerable drop of 281 from the 1975 total. A most notable decrease was noted in the numbers of juveniles being taken into custody for sniffing paint, glue, and similar substances. Shoplifting continues to be a serious problem for merchants and once again arrest figures indicate that they are aggressively arresting and referring for prosecution those whom they have, in most instances, arrested for this offense.

Repeaters still make up the majority of contacts with 70.6% of those processed by officers of the division having had previous contacts with police. Approximately 25% of those arrested were on parole or probation at the time of their arrest for a new offense.

**JUVENILE DIVISION
ARRESTS AND VIOLATIONS**

OFFENSE:	1974			1975		
	Boys	Girls	Total	Boys	Girls	Total
Absenting.....	308	558	866	309	430	739
Assault, Aggravated.....	66	25	91	73	28	101
Assault, Simple.....	270	85	355	239	93	332
Auto Theft.....	362	20	382	364	18	382
Riding in Stolen Auto.....	227	47	274	211	42	253
Burglary of Business.....	330	2	332	364	8	372
Burglary of Dwelling.....	529	48	577	537	36	573
Curfew.....	412	163	575	324	109	433
Damage to Property.....	367	29	396	298	21	319
Disorderly Conduct.....	222	76	298	173	73	246
Drinking.....	230	90	320	189	66	255
Forgery.....	21	20	41	20	26	46
Miscellaneous.....	190	118	308	308	125	433
Narcotics.....	449	147	596	257	58	315
Prostitution.....	1	29	30	0	26	26
Rape.....	10	0	10	8	0	8
Receiving.....	137	15	152	182	23	205
Robbery.....	293	39	332	261	40	301
Sex.....	36	3	39	26	1	27
Shoplifting.....	371	471	842	430	447	877
Tampering.....	100	1	101	114	6	120
Theft from Auto.....	134	5	139	119	5	124
Theft of Bicycle.....	34	0	34	53	2	55
Theft from Business.....	136	16	152	182	19	201
Theft from Dwelling.....	95	18	113	78	19	97
Theft from Person.....	115	32	147	107	23	130
Trespassing.....	61	11	72	59	12	71
Weapons.....	99	17	116	69	11	80

TOTAL 5,605 2,085 7,690 5,354 1,767 7,121

REFERRED TO:	1974			1975		
	Boys	Girls	Total	Boys	Girls	Total
Juvenile Court.....	3,626	1,204	4,830	3,842	1,113	4,955
Div. of Youth Conservation	422	130	552	277	61	338
Welfare.....	0	2	2	0	0	0
Closed by Juv. Division.....	1,557	749	2,306	1,235	593	1,828

TOTAL 5,605 2,085 7,690 5,354 1,767 7,121

REPEATERS:

On Probation.....	936	182	1,118	829	122	951
On Parole to D.Y.C.....	421	130	551	277	61	338
Other Repeaters.....	2,911	916	3,827	2,922	815	3,737

TOTAL 4,268 1,228 5,496 4,028 998 5,026
% of Juveniles Handled 71.4% 70.6%

MISSING JUVENILES:

	1974	1975
Reported Missing.....	6,373	5,456
Located.....	5,297	2,564
Cancelled.....	549	2,556
Still Missing at Year's End.	527	336

**JUVENILE DIVISION
1975 AGE CHART MALES**

OFFENSE:	10 & Under	11-12	13-14	15	16	17	Total
Absenting.....	7	28	102	76	62	34	309
Assault, Aggravated.....	4	6	12	10	23	18	73
Assault, Simple.....	4	25	56	47	41	66	239
Auto Theft.....	3	18	104	100	84	55	364
Riding in Stolen Auto.....	0	20	74	51	34	32	211
Burglary of Business.....	16	33	98	74	77	66	364
Burglary of Dwelling.....	20	48	176	119	96	78	537
Curfew.....	8	22	69	62	95	68	324
Damage to Property.....	33	58	102	33	40	32	298
Disorderly Conduct.....	3	14	31	31	43	51	173
Drinking.....	0	1	27	25	58	78	189
Forgery.....	0	4	1	1	6	8	20
Miscellaneous.....	9	41	73	44	72	69	308
Narcotics.....	3	6	31	53	81	83	257
Prostitution.....	0	0	0	0	0	0	0
Rape.....	0	0	1	1	4	2	8
Receiving.....	5	16	42	27	50	42	182
Robbery.....	9	24	79	47	56	46	261
Sex.....	4	5	4	5	3	5	26
Shoplifting.....	35	77	138	60	67	53	430
Tampering.....	0	5	34	19	33	23	114
Theft from Auto.....	1	6	26	26	30	30	119
Theft from Bicycle.....	5	6	23	9	5	5	53
Theft from Business.....	1	12	56	41	44	28	182
Theft from Dwelling.....	5	15	24	16	12	6	78
Theft from Person.....	6	11	41	28	11	10	107
Trespassing.....	0	6	16	14	14	9	59
Weapons.....	0	5	14	17	20	13	69

TOTAL 181 512 1,454 1,036 1,161 1,010 5,354

JUVENILE DIVISION
1975 AGE CHART - FEMALES

OFFENSE:	10 & Under	11-12	13-14	15	16	17	Total
Absenting.....	3	22	144	103	122	36	400
Assault, Aggravated.....	3	4	10	6	5	0	18
Assault, Simple.....	3	15	26	19	17	13	73
Auto Theft.....	0	0	7	4	4	3	18
Riding in Stolen Auto.....	0	3	16	12	7	4	42
Burglary of Business.....	2	0	3	1	1	1	3
Burglary of Dwelling.....	2	5	12	11	3	3	36
Curfew.....	1	4	35	23	25	21	119
Damage to Property.....	1	1	3	3	8	5	21
Disorderly Conduct.....	0	1	14	21	15	22	73
Drinking.....	0	0	8	16	30	12	66
Forgery.....	0	0	9	4	4	9	26
Miscellaneous.....	4	7	27	20	41	26	125
Narcotics.....	1	8	13	10	15	11	68
Prostitution.....	0	0	1	3	9	13	25
Receiving.....	0	0	6	4	10	3	23
Robbery.....	0	2	17	6	8	7	40
Sex.....	0	0	0	1	0	0	1
Shoplifting.....	14	43	152	88	81	69	447
Tampering.....	0	0	2	1	3	0	6
Theft from Auto.....	1	0	3	1	0	0	5
Theft from Bicycle.....	0	0	2	0	0	0	2
Theft from Business.....	0	1	3	6	4	5	19
Theft from Dwelling.....	0	3	5	2	6	3	19
Theft from Person.....	0	4	6	3	6	4	23
Trespassing.....	0	2	6	3	1	0	12
Weapons.....	0	0	2	2	4	3	11
TOTAL	35	125	532	373	429	273	1,767

TRAFFIC BUREAU
ANNUAL REPORT 1975

TYPE OF ACCIDENT (1975)	Pct. No. 1	Pct. No. 2	Pct. No. 3	Pct. No. 4	Pct. No. 5 *	Total 1975	Total 1974
Fatal	4	6	4	6	15	35	31
Personal Injury	472	569	610	627	1814	3592	3816
Property Damage	566	572	797	735	1990	4660	4480
TOTALS	1042	1147	1411	1368	3319	8287	8327

TOTAL ENFORCEMENT 1975

TYPE OF VIOLATION	Pct. No. 1	Pct. No. 2	Pct. No. 3	Pct. No. 4	Pct. No. 5	Univ. P. D.	Park P. D.	Traffic Division	Total 1975	Total 1974
Illegal Speed	491	243	214	476	739	31	75	2716	4985	3090
Fail to Yield	68	27	13	50	125	7	7	51	348	326
Drive Wrong Way	102	19	18	42	106	6	31	44	368	431
Illegal Passing	0	1	0	0	2	0	0	2	5	0
Ignore Stop Sign	79	52	98	120	177	27	36	60	649	538
Ignore Semaphore	763	179	187	298	613	49	75	515	2679	2764
Follow Too Close	2	1	4	4	9	2	1	6	29	16
Illegal Turn	831	91	51	118	460	83	39	800	2473	2275
Fail to Signal	48	28	24	58	98	3	0	11	270	402
Under Influence	255	174	189	358	820	25	14	268	2103	2019
Careless Driving	632	168	257	349	895	98	136	1256	3791	3972
Other Hazardous	123	28	52	58	133	2	8	62	466	445
TOTAL HAZARDOUS	3394	1011	1107	1931	4177	333	422	5791	18166	16278
Illegal Equipment	669	397	214	314	701	60	66	1151	3572	4275
Illegal Brakes	3	1	0	0	2	3	0	2	11	8
Non-Hazardous	2911	691	810	675	3678	5192	1004	7702	22663	10381
Driver License	892	361	328	645	1429	35	97	1033	4820	5674
Pedestrians	77	12	12	33	118	36	21	19	328	279
Hit and Run	12	17	11	37	31	2	2	32	144	138
Meter Parking	457	464	0	1	72	15653	731	109082	126460	149254
Other Parking	15890	3464	1768	3364	8331	26931	4758	75093	139589	129995
Obstruct Traffic	3390	448	176	637	3810	1967	27	7707	18162	19054
TOTAL NON-HAZARDOUS	24301	5855	3319	5706	18162	49879	6706	201821	315749	319058
TOTAL ALL VIOLATIONS	27695	6866	4426	7637	22339	50212	7128	207612	333915	335336
Same Month 1974 Hazardous	3948	1601	1130	2930	2307	367	532	3463	16278	
Non-Hazardous	24656	6048	2974	6087	10902	40875	8805	218711	319058	
TOTAL ALL VIOLATIONS	28604	7649	4104	9017	13209	41242	9337	222174	335336	

* Traffic Accident Statistics For Pct. 6 Are Incorporated Into Pcts. 1, 3 and 5.

TRAFFIC BUREAU
Motor Vehicle Accidents

ACCIDENTS BY TYPE	1975	1974	1973	1972	1971
Motor Vehicle vs. Pedestrian.....	525	512	579	549	515
Motor Vehicle vs. Motor Vehicle.....	6,664	6,553	6,602	6,466	5,800
Motor Vehicle vs. Railroad Train.....	9	10	13	6	15
Motor Vehicle vs. Bicycle.....	220	255	251	187	118
Motor Vehicle vs. Animal.....	1	1	0	0	1
Motor Vehicle vs. Fixed Object.....	153	150	60	48	6
Motor Vehicle vs. Other Object.....	18	20	1	21	2
Motor Vehicle Overturned in Roadway.....	19	16	34	22	5
Motor Vehicle Ran Off Roadway.....	662	780	789	738	715
Motor Vehicle Other Non-Collision.....	16	30	39	30	11
Total Accidents.....	8,287	8,327	8,368	8,067	7,418
PERSONS KILLED—By Type of Accident					
Motor Vehicle vs. Pedestrian.....	15	17	26	16	18
Motor Vehicle vs. Motor Vehicle.....	10	6	20	8	13
Motor Vehicle vs. Railroad Train.....	1	0	1	0	0
Motor Vehicle vs. Bicycle.....	2	0	0	2	2
Motor Vehicle vs. Animal.....	0	0	0	0	0
Motor Vehicle vs. Fixed Object.....	1	0	1	2	0
Motor Vehicle vs. Other Object.....	0	0	0	1	0
Motor Vehicle Overturned in Roadway.....	0	0	0	0	0
Motor Vehicle Ran Off Roadway.....	5	8	4	6	5
Motor Vehicle Other Non-Collision.....	0	0	0	1	0
Persons Killed by Railroad.....	0	0	0	0	0
Total Persons Killed.....	34	31	52	36	38
PERSONS INJURED—By Type of Accident					
Motor Vehicle vs. Pedestrian.....	535	521	580	559	523
Motor Vehicle vs. Motor Vehicle.....	4,471	4,546	5,034	5,253	4,989
Motor Vehicle vs. Railroad Train.....	2	5	10	7	14
Motor Vehicle vs. Bicycle.....	225	250	248	187	204
Motor Vehicle vs. Animal.....	2	1	0	0	2
Motor Vehicle vs. Fixed Object.....	57	74	58	47	19
Motor Vehicle vs. Other Object.....	0	9	0	21	0
Motor Vehicle Overturned in Roadway.....	18	18	38	23	7
Motor Vehicle Ran Off Roadway.....	322	427	399	386	419
Motor Vehicle Other Non-Collision.....	18	31	29	30	9
Total Persons Injured.....	5,650	5,882	6,396	6,504	6,216
Personal Injury Accidents.....	3,594	3,818	4,068	4,032	3,814
*Property Damage Accidents.....	4,659	4,479	4,252	3,999	3,516

TRAFFIC BUREAU
Motor Vehicle Accidents

TYPE OF VEHICLE INVOLVED:	1975	1974	1973	1972	1971
Private Passenger Car.....	12,093	12,247	12,372	12,273	11,200
Truck or Commercial.....	1,328	1,289	1,262	1,051	912
Taxicab.....	61	54	38	89	66
Bus.....	219	175	170	147	104
Motorcycle.....	223	236	235	145	59
Motor Scooter or Motor Bike.....	10	6	32	77	139
Other Not Stated.....	1,017	873	861	751	798
AGE OF Driver:					
16 Years or Under.....	276	316	266	247	235
17-19 Years.....	1,098	1,263	1,224	1,147	1,095
20-24.....	2,295	2,484	2,475	2,435	2,204
25-34.....	2,724	2,646	2,730	2,555	2,183
35-44.....	1,127	1,193	1,165	1,227	1,145
45-54 Years.....	926	1,055	1,169	1,152	994
55-64.....	716	750	850	824	740
65-74.....	350	431	386	378	360
75 Years and Older.....	174	201	190	169	156
Not Stated.....	2,528	2,141	2,180	2,098	2,082
SEX OF DRIVER:					
Male.....	7,604	7,944	7,963	7,869	7,081
Female.....	2,407	2,552	2,632	2,388	2,144
Not Stated.....	2,202	1,974	2,040	1,975	1,969
CONTRIBUTING CIRCUMSTANCES INDICATED:					
1. Speed too fast.....	1,536	542	159	277	295
2. Failed to yield right of way.....	796	797	1,122	1,094	1,057
3. Drove left of center.....	216	136	168	141	113
4. Improper overtaking.....	59	30	0	0	18
5. Passed stop sign.....	3	85	139	118	97
6. Disregarded traffic signal.....	36	516	944	883	856
7. Followed too closely.....	181	424	752	775	883
8. Made improper turn.....	166	152	114	120	119
9. Other improper driving.....	4,674	5,269	4,217	3,845	3,062
10. Inadequate brakes.....	6	24	17	39	57
11. Improper lights.....	0	1	0	2	4
12. Had been drinking.....	224	31	25	47	96
PEDESTRIAN ACTIONS:					
1a. Crossing or entering roadway at intersection.....	246	250	307	287	257
1b. Same-not at intersection.....	164	159	193	187	159
2a. Walking in roadway—with traffic.....	12	7	11	9	15
2b. Same—against traffic.....	6	1	4	3	2
3. Standing in roadway.....	18	7	4	8	10
4. Getting on or off other vehicle.....	12	8	5	8	2
5. Pushing or working on vehicle in roadway.....	5	7	3	1	6
6. Other working in roadway.....	1	0	0	1	1
7. Playing in roadway.....	3	2	0	1	0
8. Other in roadway.....	0	5	2	1	1
9. Not in roadway.....	7	5	5	5	3
0. Not stated.....	76	87	72	64	86

TRAFFIC BUREAU
MOTOR VEHICLE ACCIDENTS

	1975	1974	1973	1972	1971
ROAD SURFACE CONDITION:					
Dry	4,821	5,380	5,201	4,503	4,227
Wet-Muddy	1,465	1,774	1,900	1,864	1,658
Snowy-Ice	1,556	744	830	1,166	1,136
Not Stated and Other	445	429	437	534	417
FATALITIES - By Age Group					
0-4 years	3	1	1	1	2
5-9 years	1	3	3	4	1
10-14 years	2	1	0	1	3
15-19 years	5	1	10	3	3
20-24 years	3	4	4	6	6
25-34 years	2	6	6	3	4
35-44 years	3	2	3	1	1
45-54 years	4	4	7	5	8
55-64 years	3	3	5	2	4
65-74 years	3	1	4	6	5
75 and Over	5	5	9	3	4
Not Stated	0	0	0	1	0
INJURIES - By Age Group					
0-4 years	197	266	281	306	236
5-9 years	221	220	267	290	264
10-14 years	250	237	224	208	219
15-19 years	896	954	1,031	938	976
20-24 years	1,218	1,266	1,377	1,380	1,477
25-34 years	1,283	1,178	1,346	1,308	1,111
35-44 years	472	520	526	596	593
45-54 years	391	460	521	554	541
55-64 years	345	343	427	453	429
65-74 years	216	275	225	288	265
75 and Over	126	149	154	149	152
Not Stated	35	14	17	34	3
ACCIDENTS - By Hour of Occurrence					
12:01-6:00 A.M.	1,545	1,538	1,425	1,307	1,333
6:01-7:00	89	102	103	108	114
7:01-8:00	222	242	240	228	213
8:01-9:00	226	205	227	209	197
9:01-10:00	215	221	199	208	164
10:01-11:00	291	238	255	253	227
11:01-12:00 Noon	298	298	339	278	231
12:01-1:00 P.M.	436	397	369	404	313
1:01-2:00	323	319	333	311	297
2:01-3:00	364	438	384	378	345
3:01-4:00	493	455	478	477	417
4:01-5:00	511	481	561	534	495
5:01-6:00	457	516	499	501	424
6:01-7:00	420	426	433	378	369
7:01-8:00	359	387	388	357	374
8:01-9:00	364	332	387	398	335
9:01-10:00	341	350	328	397	360
10:01-11:00	402	394	393	376	376
11:01-12:00 Midnight	435	400	461	397	379
Not Stated	496	588	566	568	525

TRAFFIC BUREAU
Motor Vehicle Accidents

	1975	1974	1973	1972	1971
MONTH OF OCCURRENCE:					
January	740	669	685	652	651
February	756	603	592	705	627
March	695	638	696	630	564
April	621	637	667	614	484
May	655	692	763	620	594
June	688	724	752	625	619
July	644	680	697	657	611
August	691	701	665	749	570
September	647	739	664	628	545
October	671	760	746	704	741
November	749	677	555	583	644
December	730	807	887	900	758
PERSONS KILLED - by Months					
January	0	2	2	1	2
February	2	1	2	3	2
March	4	8	8	0	2
April	4	2	3	1	6
May	1	0	4	6	3
June	3	3	5	5	1
July	3	1	2	1	4
August	3	1	4	2	4
September	1	5	4	3	4
October	7	3	6	7	7
November	1	3	3	5	2
December	5	2	9	2	4
PERSONS INJURED - by Months					
January	437	474	524	490	537
February	459	410	417	546	458
March	444	387	517	482	450
April	406	476	528	494	388
May	471	538	654	580	558
June	572	556	599	546	596
July	455	526	543	608	548
August	478	511	479	644	488
September	449	467	519	502	535
October	467	529	571	551	644
November	531	465	414	413	484
December	480	533	631	648	580

TRAFFIC BUREAU

VIOLATIONS

REVENUE

	1975	1974	1973	1972	1971	1975	1974	1973	1972	1971
January	30,498	32,208	28,681	29,273	26,228	\$ 260,980.36	\$ 244,473.00	\$ 235,940.00	\$ 242,688.50	\$ 174,729.00
February	27,938	28,923	26,784	26,845	28,914	218,112.08	199,975.00	210,877.50	233,726.00	190,827.00
March	31,108	30,223	34,206	32,303	39,483	223,073.28	315,812.00	268,366.00	311,772.00	291,048.00
April	32,116	27,756	29,046	26,334	26,843	241,476.07	253,952.50	241,501.00	220,587.35	208,269.54
May	28,840	29,058	25,429	26,096	25,151	232,608.32	219,665.00	220,333.00	236,764.50	179,721.50
June	24,073	25,562	22,626	23,926	22,920	211,487.50	177,266.00	176,726.50	242,595.00	183,280.00
July	24,759	27,084	23,716	21,955	23,343	196,934.50	196,253.00	188,676.00	138,810.50	156,338.50
August	23,657	26,654	24,316	28,256	23,924	188,955.00	180,373.50	193,117.00	199,438.00	218,262.00
September	25,418	26,185	24,511	27,197	22,177	191,649.00	198,927.50	179,799.00	191,583.00	177,380.50
October	31,046	30,154	29,977	26,394	24,441	217,074.50	219,025.00	190,120.00	221,429.58	171,858.66
November	26,138	28,253	30,466	29,965	30,673	189,410.00	202,751.00	193,715.00	199,283.00	198,722.00
December	27,412	23,276	23,928	24,687	26,956	205,223.50	190,443.50	169,067.00	176,690.00	172,522.00
TOTAL	333,003	335,336	323,686	323,231	311,053	2,576,884.11	\$2,598,917.00	\$2,468,238.00	\$2,615,367.43	\$2,322,958.70

Booked Cases

4,779 6,714 6,459 6,598 6,136

LICENSE INSPECTION DIVISION
ANNUAL REPORT - 1975

The License Inspection Division is commanded by the License Inspector and has two lieutenants, one sergeant, three patrolmen and two clerical staff. The basic function of this division is to investigate applicants for various licenses issued by the city. There are approximately fifty (50) licenses requiring police department approval. The division is also in charge of handling complaints of a police nature on one hundred various types of licenses issued by the city. The division also collects NSF checks issued to the City Treasurer for license fees.

The money collected by the city as a result of investigations of persons applying for certain licenses; persons delinquent in paying license fees; by people operating without a license and from checks collected as a result of the efforts of our division are listed on the attached sheet for the year 1975.

In addition to the indicated collections, our division also writes tags for which fines are collected in court. These fines are not indicated in the report because of the time that would be lost in following each case to its final disposition.

	Number of Licenses	Revenue from Fees	Penalties Paid	Total
Liquor - On Sale.....	476	\$728,618.65	\$1,525.30	\$730,143.95
Liquor - Offsale.....	162	80,581.00	226.25	80,807.25
Beer - On Sale.....	427	97,902.00	1,077.00	98,979.00
Beer - Offsale.....	280	7,283.25	325.00	7,608.25
		\$914,384.90	\$3,153.55	\$917,538.45
DELINQUENT LICENSES				
Liquor On Sale Class A.....	5	\$8,505.50	\$200.00	\$8,705.50
Liquor - On Sale Class C.....	2	2,717.99	215.00	2,932.99
Liquor - Offsale.....	1	1,050.00	50.00	1,100.00
Beer - On Sale Class A.....	2	1,513.00	50.00	1,563.00
Beer - On Sale Class B.....	1	822.00	25.00	847.00
Beer - On Sale Class C.....	21	4,620.00	525.00	5,145.00
Beer - Offsale.....	13	325.00	325.00	650.00
Foot Peddler.....	0	25.00	.00	25.00
Mechanical Amusement.....	0	339.50	.00	339.50
Place of Amusement.....	0	227.00	.00	227.00
Rubbish.....	0	85.00	.00	85.00
Second Hand Dealer.....	3	158.00	.00	158.00
		\$20,387.99	\$1,390.00	\$21,777.99
MISCELLANEOUS				
NFS Checks Collected.....	25	\$14,826.00	\$1,195.70	\$16,021.70
Taxes Collected.....	0	18,086.17	766.57	18,852.74
(Real Estate & Sales).....				
Liquor License Appl. Inv.....	65	9,425.00	.00	9,425.00
Beer License Appl. Inv.....	37	2,401.00	.00	2,401.00
License Fee Retained				
(Beer/Liquor Denials.....	14	2,030.00	.00	2,030.00
and Withdrawals).....	2	146.00	.00	146.00
Gun Permits - New.....	232	5,750.00	.00	5,750.00
Renewals.....	157	785.00	.00	785.00
Taxicab Drivers.....	1,575	10,414.50	.00	10,414.50
		\$63,863.67	\$1,962.27	\$65,825.94
		\$998,636.56	\$6,505.82	\$1,005,142.38
GRAND TOTAL				\$1,005,142.38

AWARDS RECEIVED 1975

Anderson, Robert M. - 2 Certificates of Merit
 Arens, John A. - 1 Certificate of Merit
 Baade, John W. - 1 Certificate of Merit
 Baker, Richard L. - 1 Certificate of Merit
 Bakos, John S. - 1 Certificate of Merit
 Baltzer, Harold W. - 1 Certificate of Merit
 Bartz, Dean NMN - 1 Commendation
 Behrendt, John D. - 1 Chief's Award of Merit
 Berkeley, David W. - 2 Certificates of Merit
 Bernstrom, Dennis A. - 1 Commendation
 Billings, Thomas H. - 1 Commendation/1 Certificate of Merit
 Billings, Wayne D. - 1 Certificate of Merit
 Bird, Ronald M. - 2 Commendations
 Boran, Theodore J. - 3 Commendations/2 Certificates of Merit
 Brodin, John R. - 2 Commendations/2 Certificates of Merit
 Brown, Donald F. - 1 Commendation
 Brown, Roger W. - 1 Commendation
 Budinger, Bruce W. - 1 Certificate of Merit
 Calistro, Michael P. - 1 Commendation
 Capistrant, Stanley J. - 1 Certificate of Merit
 Carey, Michael F. - 1 Commendation
 Cashman, Mervin T. - 1 Certificate of Merit
 Cassman, Mark T. - 1 Certificate of Merit
 Cecil, Wallace E. - 1 Commendation
 Clarin, Curtiss D. - 1 Commendation/2 Certificates of Merit
 Cole, Ronald E. - 2 Certificates of Merit
 Dalsin, Edwin B. - 1 Certificate of Merit
 Danielson, Douglas J. - 2 Certificates of Merit
 DeConcini, James E. - 1 Commendation
 Donaldson, Charles W. - 1 Chief's Award of Merit
 Donaldson, Edwin W. - 1 Chief's Award of Merit
 Eberlein, Donald K. - 1 Certificate of Merit
 Edstrom, Wesley L. - 1 Certificate of Merit
 Elkin, William M. - 2 Certificates of Merit
 Ellingson, Tommy L. - 1 Certificate of Merit
 Elphick, Roger A. - 1 Certificate of Merit
 Emerson, Alva W. - 1 Certificate of Merit
 Estenson, David H. - 1 Certificate of Merit
 Falkowski, Michael J. - 1 Certificate of Merit
 Ferguson, Gerald R. - 2 Commendations
 Fey, Gary D. - 1 Commendation/1 Certificate of Merit
 Fiega, Stanley J. - 1 Certificate of Merit
 Findorff, Ronald A. - 1 Commendation/2 Certificates of Merit
 Flatgard, Dennis M. - 1 Certificate of Merit
 Fisher, John M. - 1 Certificate of Merit
 Fishleigh, Gregory J. - 1 Certificate of Merit
 Fowler, James J. - 1 Certificate of Merit
 Gaffner, John A. - 1 Certificate of Merit
 Ganley, Michael J. - 1 Commendation
 Gates, Roger A. - 1 Commendation/1 Certificate of Merit
 Giebel, John A. - 1 Commendation
 Gilchrist, Riley N. - 1 Commendation/1 Certificate of Merit
 Globa, Anatoli NMN - 4 Commendations/3 Certificates of Merit
 Goodrie, Michael A. - 1 Certificate of Merit
 Grates, Jeffery J. - 2 Commendations/2 Certificates of Merit
 Grimshaw, Michael G. - 1 Commendation/1 Certificate of Merit
 Grondahl, Richard R. - 1 Commendation
 Haaf, Jerome V. - 1 Certificate of Merit
 Hackenmueller, John P. - 1 Commendation/1 Certificate of Merit
 Hafvenstein, Phillip A. - 1 Commendation

Hancock, Allen L. - 1 Certificate of Merit
 Hannan, William J., Jr. - 2 Commendations/2 Certificates of Merit
 Hanson, Larry R. - 1 Certificate of Merit
 Haven, Dennis L. - 1 Commendation/2 Certificates of Merit
 Hein, Gary C. - 1 Certificate of Merit
 Hemmingsen, George NMN - 1 Commendation
 Helsing, James E. - 1 Chief's Award of Merit
 Hill, Gary H. - 1 Certificate of Merit
 Holler, Harris W. - 1 Chief's Award of Merit
 Houle, Thomas M. - 2 Certificates of Merit
 Hovda, James A. - 1 Certificate of Merit
 Howell, James E. - 1 Commendation
 Huber, Robert C. - 1 Certificate of Merit
 Hudok, George J. - 1 Commendation
 Humphrey, Wayne E. - 1 Certificate of Merit
 Hussman, Thomas J. - 1 Commendation
 Indrehus, David H. - 1 Commendation/1 Certificate of Merit
 Jachymowski, Raymond S. - 1 Certificate of Merit
 Jacobson, Mark A. - 1 Commendation
 Jensen, Gary W. - 1 Certificate of Merit
 Jensen, Robert W. - 3 Certificates of Merit
 Johnson, Bruce S. - 1 Certificate of Merit
 Johnson, James E. - 1 Commendation/1 Certificate of Merit
 Johnson, Kenneth E. - 1 Commendation
 Johnson, Randall A. - 1 Commendation
 Johnson, Richard C. - 1 Certificate of Merit
 Johnson, Richard L. - 1 Commendation/1 Chief's Award of Merit
 Johnson, Thomas J. - 2 Certificates of Merit
 Jones, Phillip L. - 1 Commendation
 Joyce, Michael W. - 1 Certificate of Merit
 Kallenbach, Kenneth K. - 1 Certificate of Merit
 Kiely, Patrick E. - 1 Commendation
 Kopplow, Russell J. - 2 Commendations/1 Certificate of Merit
 Krause, Bradley W. - 1 Commendation
 Kulander, Gene H. - 1 Commendation
 Kulseth, John T. - 1 Commendation
 Kuntz, Thomas J. - 1 Commendation
 Kurtz, Robert E. - 1 Commendation
 Lang, James R. - 1 Certificate of Merit
 Lapham, John E. - 1 Certificate of Merit
 Larson, Duane F. - 1 Certificate of Merit
 Linder, David B. - 1 Chief's Award of Merit
 Lundgren, Ronald K. - 1 Chief's Award of Merit
 MacDonald, Bruce E. - 1 Commendation
 Madsen, Douglas R. - 2 Certificates of Merit
 Madson, John R. - 1 Commendation
 Mangan, Lawrence J. - 1 Certificate of Merit
 Mattsson, Jon D. - 1 Chief's Award of Merit
 McKelvey, John E. - 1 Certificate of Merit
 Merrell, James A. - 1 Commendation
 Meyers, Bruce A. - 1 Commendation
 Michurski, Robert T. - 1 Certificate of Merit
 Minneapolis Police Band - 1 Chief's Award of Merit
 Millman, Gerald R. - 1 Commendation
 Moen, Paul K. - 2 Certificates of Merit
 Myring, Lorin D. - 2 Commendations
 Nelson, John A. - 1 Commendation/1 Certificate of Merit

Nelson, Richard R. - 1 Commendation
Nelson, Robert M. - 1 Chief's Award of Merit
Niebur, David R. - 1 Commendation
Noble, William E. - 1 Commendation
Nordine, Harvey E. - 1 Chief's Award of Merit
Nordstrom, Dennis X. - 1 Certificate of Merit
Nosbusch, John H. - 1 Chief's Award of Merit
Nuquist, Edward D. - 1 Certificate of Merit
Ohotto, Richard P. - (Park Police) - 1 Commendation
Oldfather, Keith L., Jr. - 1 Commendation/2 Certificates of Merit
Olson, Gary L. - 1 Certificate of Merit
Olson, Kenneth R. - 1 Certificate of Merit
Ostergren, Wayne W. - 1 Commendation
Ottoson, Ronald F. - 1 Commendation
Paisley, Duane D. - Medal of Honor/2 Certificates of Merit
Palmer, David H. - 1 Commendation/1 Certificate of Merit
Palmquist, Charles D. - 1 Certificate of Merit
Pence, Roger M. - 2 Certificates of Merit
Persons, Stephen L. - 2 Certificates of Merit
Peterson, Thomas R. - 1 Commendation
Polus, Bruce J. - 1 Commendation/1 Certificate of Merit
Reid, Thomas C. - 1 Certificate of Merit
Resch, Charles H. - 1 Commendation
Resch, John P. - 1 Certificate of Merit
Reynolds, Raymond S. - 1 Commendation
Roach, Robert M. - 1 Commendation
Rochford, Loren S. - 1 Commendation
Rogers, Arthur NMN - 1 Commendation
Rognlie, Myron D. - 1 Certificate of Merit
Rule, Thomas D. - 1 Certificate of Merit
Rumpza, David L. - 2 Commendations/1 Certificate of Merit
Rupp, Gary A. - 1 Commendation
Russell, Peter B. - 3 Certificates of Merit
Saba, Cory W. - 3 Certificates of Merit
Sanford, Robert J. - 1 Certificate of Merit
Saunders, Seth H. - 1 Commendation
Sawyer, Stephen W. - 2 Certificates of Merit
Schroeder, Gerald J. - 1 Commendation/1 Certificate of Merit
Schultz, Richard B. - 1 Commendation/1 Certificate of Merit
Scott, Ronald I. - 2 Certificates of Merit
Shanahan, Jerome W., Jr. - 1 Certificate of Merit
Sizer, Steven C. - 1 Certificate of Merit
Skogland, Leonard E. - 1 Commendation
Skomra, Robert F. - 2 Certificates of Merit
Smith, Douglas F. - 1 Certificate of Merit
Smith, Patrick NMN - 1 Chief's Award of Merit
Stai, Richard L. - 1 Certificate of Merit
Stuhr, Stuart D. - 1 Commendation
Subject, Edmond S. - 2 Certificates of Merit
Szymanski, Daniel L. - 1 Commendation
Thernell, James L. - 1 Certificate of Merit
Tidgwell, Kenneth G. - 1 Commendation/1 Certificate of Merit
Trahan, Theodore C. - 1 Commendation
Turnquist, Robert L. - 1 Chief's Award of Merit
Ubel, Jack B. - 1 Certificate of Merit
Vande Steeg, Kenneth L. - 1 Commendation/3 Certificates of Merit
Vick, Gary A. - 1 Certificate of Merit
Vincent, Mathew J. - 1 Certificate of Merit
Vultin, Kenneth B. - 1 Certificate of Merit
Wallick, Thomas E. - 1 Commendation
Ward, Dale E. - 1 Certificate of Merit
Whisney, William D. - 1 Commendation/2 Certificates of Merit
Wilkie, Larry R. - 1 Commendation/1 Certificate of Merit
Willow, Roger B. - 1 Certificate of Merit
Winther, James P. - 1 Commendation
Wistrom, Donald E. - 1 Certificate of Merit
Wood, Leonard V. - 1 Commendation
Yerxa, Dennis NMN - 1 Certificate of Merit

END