

Comparative Data Report

1974



34912 ca

Division
State and Provincial Police

COMPARATIVE DATA REPORT

1974

DIVISION OF STATE AND PROVINCIAL POLICE



INTERNATIONAL ASSOCIATION OF CHIEFS OF POLICE

Eleven Firstfield Road
Gaithersburg Md.
20760

NCJRS

JUN 25 1976

ACQUISITIONS

This project was supported by Grant 75-SS-99-6003 awarded by the National Criminal Justice Statistical Research Center of the Law Enforcement Assistance Administration of the U.S. Department of Justice.

FOREWORD

The success of the *Comparative Data Report* is evidenced by the numerous requests for information from legislators, researchers, and Division members which were received prior to its publication. We are pleased at this obvious interest in the material contained in the *Report* as it indicates that we are carrying out the mandate of the Association's constitutional provisions that information gathering and exchange shall be a major function of the Association. Therefore, we hope that this *Report* will continue to be of value, especially to members of the Division of State and Provincial Police in making the executive and administrative decisions so essential in the discharge of their responsibilities to the communities they serve and to the members of their agencies.

In today's world of expanding research efforts and interest in the police service, law enforcement agencies are often deluged by requests for information. Yet the agency heads of the 52 state and provincial departments uniformly supplied the leadership, direction, and personnel necessary for the preparation of the *Comparative Data Report* questionnaires. To these executives, we express our sincere appreciation for their cooperation and assistance.

Many anonymous persons, both within and outside of the state and provincial organizations, worked diligently to acquire the information necessary to answer the questions presented by the resource document. Special mention should be made of the contributions of the following: the Statistical Division of the United States Department of Justice's Law Enforcement Assistance Administration, which furnished financial assistance through its project grant; and the professional and clerical staff of the IACP, who spent many long hours in the production of this document. The Division of State and Provincial Police of the IACP is grateful for the contributions made by all of the above persons and organizations.

Norman Darwick
Director
Division of State and
Provincial Police

DIVISION OF STATE AND PROVINCIAL POLICE

OFFICERS 1974-75

General Chairman
C. Wayne Keith, Chief
Colorado State Patrol
Denver, Colorado

Immediate Past General Chairman
John R. Plants, Director (Retired)
Michigan State Police
East Lansing, Michigan

First Vice Chairman
Walter E. Stone, Superintendent
Rhode Island State Police
North Scituate, Rhode Island

Second Vice Chairman (Acting)
Roger Webb, Commissioner
Oklahoma Department of Public Safety
Oklahoma City, Oklahoma

Secretary-Treasurer
Eugene E. Olaff, Superintendent
New Jersey State Police
West Trenton, New Jersey

Advisor
Bernard R. Caldwell
San Diego, California

Sergeant-at-Arms
Major Adolph M. Pastore (Retired)
Hollywood, Florida

STAFF

Norman Darwick, Director
Division of State and Provincial Police

Ronald H. Sostkowski, Assistant Director

Arthur V. Smith, Jr., Consultant

COMPARATIVE DATA REPORT

1974

FOREWORD.....	ii
PREFACE.....	iv
COMPARATIVE DATA TABLES	
RELATED EXECUTIVE, JUDICIAL AND LEGISLATIVE DATA	1
ADMINISTRATION	37
OPERATIONS.....	116
SERVICES.....	169
RECRUITMENT, SELECTION, TRAINING AND PROMOTION.....	210

PREFACE

The *1974 Comparative Data Report* is the sixth of a series of documents containing comparative information relating to state police, state highway patrol, and provincial police administration and operations. Some of the data included is similar to that presented in previous documents, but it is intended that each volume will be a complete and separate reference manual relating to specific fields of police management and administration.

In the presentation of data, affirmative answers to the respective questions are ordinarily the only responses noted. Thus negative responses and those questions which remained unanswered are usually not indicated. However, in those few instances in which negative answers are clearly of great interest, they are included. In previous *Reports*, questions which elicited a negative response from all agencies were not included in the data tables. In the present *Report*, some of these items have been included because the fact that no agency responded affirmatively in itself conveys important information.

The Division of State and Provincial Police is an integral part of the International Association of Chiefs of Police. Within the framework of the larger organization, it maintains a separate administrative identity and structure to plan, direct, and control the activities of the Division in the light of the special needs and problems of state and provincial agencies. All officers and members of the Division of State and Provincial Police are guided by the rules and regulations contained in the Constitution and Rules of the International Association of Chiefs of Police.

The *1974 Comparative Data Report* is the third of such documents which includes an analysis and identification of significant trends and highlights of the administration and management of state police and highway patrols. A discussion of these issues is included within each major section of this *Report*. The analysis was performed by staff with extensive professional expertise.

Not all of the data contained herein has been verified. Utilization of the information must be accompanied with this qualifying thought. We believe that the data is factual, and we have endeavored to report it as it was received. Persons lacking extensive experience in state police and highway patrol administration must be cautioned concerning the pitfalls of comparison based solely on the data within. Comparison minus consideration of the many critical variables can easily lead to invalid assumptions or conclusions.

Readers should bear in mind that the data in the *Report* represents information available during or applicable to 1973 and early 1974 unless otherwise stated. As in all fields of modern life, important and swiftly occurring changes are being effected daily. Therefore, the information reported in this document may not apply in some cases to circumstance existing as of the date of this *Report's* publication.

The cooperative efforts of all reporting agencies and the efforts of staff in making this document possible are greatly appreciated. Their efforts will contribute significantly toward the enhancement of knowledge for all.

Colonel John R. Plants
General Chairman
Division of State and Provincial Police
1973-1974

Colonel C. Wayne Keith
General Chairman
Division of State and Provincial Police
1974-1975

The fact that the National Criminal Justice Statistical Research center furnished financial support to the activity described in this publication does not necessarily indicate the concurrence of the Statistical Center in the statements or conclusions contained herein.

RELATED EXECUTIVE, JUDICIAL, AND LEGISLATIVE DATA

Significant Effects

The resource document requested that the responding agencies¹ note legislation and court decisions which significantly affected departmental administration, operation, or function. Although the question was broadly worded and many and varied answers were received, some items could be distinguished by their frequency. For example, nine agencies included lowered speed limits, the nationwide 55 MPH limit, as significantly affecting their operations. Seven of the departments mentioned legislation or litigation concerning selection and employment of personnel, five of these involving suits in which the particular organi-

zations were apparently named as a party. Five departments noted that legislation or court decisions restricting their records-keeping function have had a significant effect on their operation. Five agencies reported that their department or the state government had gone through a reorganization and/or their departmental responsibilities had been changed.

Federally Funded Projects

The federally funded projects in the data tables and in the chart below have been divided into nine categories. These categories are ranked in the first column by the numbers of programs and in the second by total

Project Frequency		Federally Funded Projects 1973-1975			
Project Type*	Numbers of Projects	Project Type**	Project Expenditures		
			1973-1975 Expenditures (in millions)	Percent of Expenditures by:	
				Highway Patrols	State Police
Other Communication/Information Systems	242	Other Communication/Information Systems	39.67	63	37
Training, Traffic Crime Laboratory	204	Crime Laboratory	28.96	46	54
Training, Criminal	87	Drug Programs	8.62	46	54
Training, Management	83	Training, Traffic	5.35	34	66
Other Equipment	81	Training, Criminal	4.81	52	48
Drug Programs	75	Other Equipment	2.47	23	77
Alcohol Programs	72	Alcohol Programs	2.25	73	27
	50	Training, Management	1.26	57	43
	40		0.95	69	31

*In descending order of frequency of the project types.

**In descending order of totals of state/federal expenditures on the project types.

¹The responding agencies consist of highway patrols (26), state police (23), Canadian provincial police (2) and one state department of law enforcement.

**FEDERAL CONTRIBUTIONS
1973-1975**

	LEAA*	Percent	NHTSA**	Percent	Other	Percent
Highway Patrols	\$34,877,182	42	\$11,496,615	59	\$1,118,100	52
State Police	47,339,395	58	8,138,821	41	1,052,313	48
Federal Agency Totals	\$82,216,577	100	\$19,635,436	100	\$2,170,413	100

Total funding to:

Highway Patrols	\$47,491,897	(46%)
State Police	56,530,529	(54%)

Total Federal \$104,022,426 (100%)

*Funding through the Law Enforcement Assistance Administration
**Funding through the National Highway Traffic Safety Administration

expenditures, both local and federal funds, on the types of projects. A number of the responding departments were unable to report the years in which project funds were spent. Therefore, since "Federally Funded Projects, 1973-1975" involves the sums of only those projects which were reported by the year, its total is less than that of the federal contributions alone. Of course the reverse should be so under conditions of full reporting.

The staff, assuming that reporting ability is randomly spread among the various agencies, believes that "Federally Funded Projects, 1973-1975" contains information which indicates some of the differences between state police and highway patrols as to their assigned responsibilities and priorities. For example, the percentage of expenditures on drug and criminal training programs is much higher by state police agencies than by highway patrols. This is to be expected because of the broader enforcement responsibilities generally assigned to state police agencies. Another indication is the larger percent of expenditures on alcohol programs by highway patrols. This would follow from highway patrols' concentration on traffic law enforcement, and intoxicated drivers constitute a major traffic accident problem. Unexplained, and therefore indicative of interesting fields for further research, are the percentage differences between the two types of agencies in the categories "Other," "Other Equipment," and "Training, Management."

Police Employee Organizations

Both the 1970 and 1972 *Comparative Data Reports* indicated an increase in employee organizations and collective bargaining, and the data in this *Report* continue to show the same trend. Comparing the informa-

tion contained in the 1970, 1972, and the present *Report* shows the following:

1. States which permit employee organizations have increased from 41 (1970), to 43 (1972), to the present 46.
2. States permitting labor union affiliation are up from 27 (1970), to 31 (1972), to 35 by 1974.
3. Collective bargaining by employee organizations has grown from nine (1970), to 11 (1972), to 13 states by 1974. Collective bargaining is in effect in both Canadian agencies.
4. States in which employees are members of some type of organization have expanded from 27 (1970), to 33 (1972), to the present 34.

Vehicle Code

Pre-arrest breath testing legislation has now been passed in 14 states and one province. The statutes of nine states and the one province contain provisions to compel the driving-while-intoxicated (DWI) suspect to submit to the requested pre-arrest test. The sanctions provided are criminal and/or administrative. Refusal to submit to the pre-arrest test after the authority to demand it by the officer has arisen is a crime in two states and the Canadian province and subjects the suspect to driver license suspension in eight states and the province. In one state, the results of the pre-arrest test is admissible in evidence.

The conditions precedent to the authority of an officer to request a pre-arrest test are:

1. Officer's belief in the presence of alcohol in the suspect's body—nine states and one Canadian province.
2. Accident involvement on the part of the suspect—seven states and one province. In one state and

one province, the officer must also suspect the presence of alcohol, but in the others the accident involvement alone is sufficient.

3. The commission of any violation by the subject—six states and the province.

4. The commission of any moving or hazardous violation by the subject—two states.

Eight states report that their statutes now include two levels of offenses covering DWI. The lesser offenses usually refer to "impaired" ability while the more serious offenses utilize "intoxicated" or "under the influence." All of the statutes involve presumptive limits, but in two jurisdictions the presumptive limits apply to the lesser blood alcohol levels while the higher levels are absolute and constitute the crime *per se*. The blood alcohol levels at which these statutes become effective are:

1. For the lesser offenses: .05%, two states
.06%, one state
.07%, one state
.10%, four states
2. For the more serious offenses: .10%, four states
.15%, four states

Thirty-seven states and both of the Canadian provinces report that their DWI statutes create a single level of offense at the following blood alcohol levels:

1. In one state (a presumptive level at this point)05%
2. In one state and the two provinces08%
3. In 36 states (in one of which it changes to a *per se* level)10%

The blood alcohol levels in these jurisdictions create presumptions of intoxication in 29 states and both provinces and are *per se* levels in 12 states.

A presumption of sobriety is included within the statutes of 36 jurisdictions at the following levels:

1. In 32 states05%
2. In one state.07%
3. In one province08%
4. In two states10%

The conditions under which an officer's authority to effect a valid arrest for DWI arises varies among the jurisdictions. The respondent agencies report their officers' arrest authority as follows:

1. The arresting officer must observe the driving/operation: six states. (In one state an officer may demand a breath test under implied consent even though he may not effect an arrest of a DWI suspect whose driving/operation was not observed. This authority to demand a test is important because in nearly all other jurisdictions only arrested persons may be tested under implied consent.)
2. The arresting officer must observe the driving/operation unless the suspect has been involved in an accident: 22 states. (In one state, an accident causative violation by the suspect must be involved.)
3. The arresting officer need have only reason to believe that the suspect has committed the offense of

DWI: one province and 21 states. (In one such state, only a citation may be issued, and in another the arrest may be made only if there is no available magistrate within 25 miles.)

The growth of legislation designed as countermeasures to the problems created by intoxicated drivers is impressive. Implied consent statutes are now universal, the numbers of jurisdictions with pre-arrest testing legislation is growing, and the blood alcohol levels at which drivers are presumed or conclusively determined to be intoxicated has been reduced so that there is no jurisdiction which does not define an offense at the .10 percent blood level or less. Therefore, when coupled with the growing trend of permitting arrests of DWI suspects when officers have not observed the commission of the offense, it appears that statutes so essential to the reduction of alcohol related crashes are now favorably viewed by many citizens and their legislative representatives.

Statutes Dealing With Control of Special Problems

In 38 states, legislators have ordained that responsibility for drug abuse control is to rest within specific administrative agencies. The most commonly appointed responsible agencies are the police, including departments of safety, state police, and highway patrols. Twenty-three of these organizations and the Florida Department of Criminal Law Enforcement are so designated. In the remaining states in which such legislation has been passed, the designees are departments of health (seven) and attorneys general (six). In one additional jurisdiction, the responsibility is shared between the state's highway patrol and its health department.

Thirty-nine states and both reporting provinces indicate that coordinated efforts are operating within their jurisdictions to combat organized crime. The data show that in 15 states the state police are charged with the coordinating responsibility, in nine states it rests with the highway patrol, in both reporting provinces it is within the provincial police, and the Florida Department of Criminal Law Enforcement is the designee in that state.

The resource document was designed so that the chain of command to any special agency or unit responsible for investigating the activities of organized crime could be determined. The data indicate that these specialized investigative units are located as follows in the governmental structures:

1. State police, highway patrols, or departments of public safety—25 (in one of which a commission on organized crime exists in either an authoritative or advisory position).
2. Attorneys general—eight (in one of which an organized crime commission operates to advise or direct the agency's investigative activities).
3. In both reporting provinces, the provincial police are responsible for organized crime investigations.

4. The Florida Department of Criminal Law Enforcement is responsible for the investigation of organized crime activities in its state.

Written Speed Policy and Hazardous Pursuits

Written policies which restrict the speed of officers on routine patrol exist in 22 states (11 highway patrols and 11 state police jurisdictions). In three highway patrol agencies and six state police departments, written policies also define speed restrictions to be followed as officers respond to emergency calls. No highway patrol agencies and only two state police organizations restrict speeds at which traffic violators may be pursued.

The reporting and recording of extra hazardous pursuits by officers is rare. Such systems exist in only two

highway patrol jurisdictions and one state police area. The range of reported incidents is from one *per annum* to 33. The criteria for making these reports in unknown as are the other factors involved in producing high speed chases. However, when the sworn personnel strengths of the reporting departments are compared with the numbers of incidents recorded, approximately two percent of the officers of one department, nearly 10 percent of those in another, and just over 13 percent of those in the third reported such pursuits during the two-year period 1972 and 1973. A rough estimate of the annual number of extra hazardous pursuits across the nation would range from approximately 450 to the neighborhood of 3,000. Because of efforts in some areas to restrict the operation of emergency vehicles, it may well be worthwhile for agencies to consider seriously adopting reporting and records-keeping systems for extra hazardous pursuits.

RELATED EXECUTIVE, JUDICIAL AND LEGISLATIVE DATA

I. SIGNIFICANT LEGISLATION AND COURT DECISIONS

	A. Legislation	B. Court Decisions
HIGHWAY PATROLS		
ALABAMA		Hiring practices suit in federal court
ARIZONA	D.P.S. notified of court disposition of jailed printed persons; 55 mph limit	Warrantless srch. of closed areas; suitcases affirm. when veh. towed; srch. bef. arrest affirm.
CALIFORNIA		
COLORADO	55 mph limit	
FLORIDA		
GEORGIA	U.V.C.; Driver license bail receipt; Uniform accident report	
IOWA	55 mph limit; DWI may be asked for blood, breath, urine, saliva	Miranda inapplicable to implied consent
KANSAS	U.V.C. and MVI legislation	Agency enjoined from brake law enforcement
MINNESOTA	55 mph limit	
MISSISSIPPI		Morrow v. Dillard - hiring practices
MISSOURI	Reorganization of state government	
MONTANA	Highway Patrol police powers expanded & personnel limit removed	
NEBRASKA	Three agency attorneys hired	Drug transporting vehicles forfeited
NEVADA		
NORTH CAROLINA		
NORTH DAKOTA		
OHIO		
OKLAHOMA	Federal guidelines for physical/psychological evaluation	Custodial arrest justifies search; May search passenger if danger reasonable
SOUTH CAROLINA	No fault insurance	
SOUTH DAKOTA	Repeal of public intoxication laws	
TENNESSEE	Speed limits reduced; classes of speeders defined	"Bell" doctrine applied to financial responsibility
TEXAS		
UTAH		
WASHINGTON	Retirement benefits; Hitchhiking; Organized Crime Intelligence Unit	Implied consent imposed in negligent homicide; Veh. inventory srchs. restricted
WISCONSIN	Reduced speed limits; Some traffic laws decriminalized; Dist. H.Q. accept bond	
WYOMING	B.A. level for DWI lowered; Disposal of waste; Livestock inspection	
STATE POLICE		
ALASKA	Points sys. clarified; License susp. for DWI, reckless, & driving under suspension	
ARKANSAS		
CONNECTICUT		
DELAWARE		
IDAHO	Reorganization of Department of Law Enforcement	
ILLINOIS	Equal Employment Opportunity Act	Reduction of mandatory retirement affirm.; Identity of informant required
INDIANA	55 mph limit; Right turn at red signal	Hiring practices suit
KENTUCKY	Reorg. of State gov.; New Penal Code; Officer/prosecutor training	
LOUISIANA	Patrol car take home program	
MAINE	Police Officer Certificn.; Juvenile age raised; Record expunging	Threats against police officers
MARYLAND	State Police responsible for protection of State officials	Suit and consent decree to hire women/minority troopers
MASSACHUSETTS		Age 50 mandatory retirement overturned
MICHIGAN	55 mph limit; handgun in vehicle; Some traffic laws apply on private road	"Conduct unbecoming an officer" unenforce.; Intent to sell if poss. 2 oz. marijuana overturned
NEW HAMPSHIRE	POST Council created; New Criminal Code; 20-yr police retirement	Sheriff not supervisor of police; Prosecutor cannot appeal; Wiretap affirmed
NEW JERSEY	Juvenile Offender Act-Expungement statutes	Increased fingerprint expungement
NEW MEXICO		
NEW YORK		
OREGON	Possession 1 oz marijuana reduced to violation; Computer. Crim. Hist. restricted	
PENNSYLVANIA		Consent decree to hire 9.2% minority employees
RHODE ISLAND	20-yr retirement at any age; 10-yr penalty for sawed-off gun	Warrant required when misdemeanor not in officer's presence
VERMONT		
VIRGINIA	55 mph limit; Division of Investigation within State Police	
WEST VIRGINIA		
DEPARTMENT OF LAW ENFORCEMENT		
FLORIDA	Legislative reorganization of this agency	
CANADA		
ONTARIO	Task Force report on policing	
QUEBEC		

II. FEDERALLY FUNDED PROJECTS DURING 1973-75

A. Numbers of and Funding by Types of Program																													
1. Numbers of Projects in Operation by Types During:																													
	1973									1974									1975										
	1	2	3	4	5	6	7	8	9	1	2	3	4	5	6	7	8	9	1	2	3	4	5	6	7	8	9		
HIGHWAY PATROLS																													
ALABAMA	2			2				1		2			5								2								
ARIZONA		1	3	12	6		2	3	2			4	11	2		1	3	2											
CALIFORNIA				2		4	4		8			2		4	4	1	8			2							1	5	
COLORADO				1		1	2		1			1		1		1	1				1		1						1
FLORIDA		1		3		1		2	4		1		1																
GEORGIA							2	1							2	2										2	2		
IOWA																													
KANSAS																													
MINNESOTA													1																
MISSISSIPPI																													
MISSOURI																													
MONTANA																													
NEBRASKA				3	3	1	2		4	4			3	2	2		2	4							3	2			2
NEVADA				3		2		1	2			1		1		1					1		1			1			
NORTH CAROLINA												1				1					1							1	
NORTH DAKOTA																													
OHIO				2		2	7				1	5	1	1	6	2				1	2	1		2	1	2			
OKLAHOMA		6				4	3	3	1		4		5	3	3	1			1										
SOUTH CAROLINA						2		1	1			2		2		1	1				1		2						
SOUTH DAKOTA									1						1	1	1												
TENNESSEE	1		1	3	1			2		1	1	1	3	1	1	2		1											
TEXAS	3		4	11	2	3	2	1	10	4		3	10	2	2	1		14			1	6	1						4
UTAH		3			2	2					1			2	1	1							1						
WASHINGTON	1	2		2		3			1	2	1		1		4	1	1	1			1	1							1
WISCONSIN																													
WYOMING																													
STATE POLICE																													
ALASKA																													
ARKANSAS	1				1			1	4	2			2	1		1	6	1											1
CONNECTICUT																													
DELAWARE	1			1						1		2			1		1	1	1		1	1	1		1	1	1		1
IDAHO					1					2			1				2												2
ILLINOIS																													
INDIANA	2		1	1	3					1	1		4		1		3					1	1						
KENTUCKY												3	1			1	2						3	1			1		2
LOUISIANA	3	3	1	7	4	1	1	2	11	3	3	1	7	4	1	1	2	11											
MAINE			1	1	1	1	2	2	9	1		1	1	1	1	2	2	9			1	1	1	1	1	1	2		
MARYLAND	1	1	1	1		1	2	2	3	1	3	1	1		2	2	2	3	1	2	1	1		1	2			3	
MASSACHUSETTS																													
MICHIGAN	1	1	3	7	3		2		17	1	2	1	6		1	1	9												
NEW HAMPSHIRE			4	7	4			3	3		3	7	4	1		5	2			2	3	2	1					1	
NEW JERSEY			1	1	1		4		6		1	1	1		3	6				1		1		1				4	
NEW MEXICO	3		1	1		1		4	2		3		3	1		3	1			1	1	1			1	1		1	
NEW YORK			2					1		2	1					1					1	1						1	
OREGON																													
PENNSYLVANIA		1	3	3		3		2		1	2	2		5		2				1		1		1				1	
RHODE ISLAND																													
VERMONT			1	1	2			2		1	1	2	1			2				1				1					
VIRGINIA	1			5	1	3			1	1			5	4	5		2					3	1	3				1	
WEST VIRGINIA	1		1					1	1	2		1	2	1			1	1										1	
DEPARTMENT OF LAW ENFORCEMENT																													
FLORIDA				3				2				2																	5
CANADA																													
ONTARIO																													
QUEBEC																													

- CODE PROJECT TYPES
1. Drugs - Study, training or prevention.
 2. Alcohol - Study, training or prevention.
 3. Crime laboratory equipment or training.
 4. Communications or information storage and retrieval.
 5. Training or education, criminal (except that included in categories 1-4 above).
 6. Training or education, traffic (except that included in categories 1-4 above).
 7. Management or supervision training and education.
 8. Other equipment.
 9. Other.

II. FEDERALLY FUNDED PROJECTS DURING 1973-75

A. Numbers of and Funding by Types of Program																													
2. Total Expenditures on Projects in Operation by Types During:																													
	1973									1974																			
	1	2	3	4	5	6	7	8	9	1	2	3	4	5															
HIGHWAY PATROLS																													
ALABAMA	23,145												268,091																
ARIZONA													173,154	424,932	35,461														
CALIFORNIA														46,901		74,847	38,366												
COLORADO														6,315		4,400	11,998												
FLORIDA																													
GEORGIA																													
IOWA																													
KANSAS																													
MINNESOTA																													
MISSISSIPPI																													
MISSOURI																													
MONTANA																													
NEBRASKA														12,024	61,677	7,413	19,429												
NEVADA														76,300		2,540													
NORTH CAROLINA																													
NORTH DAKOTA																													
OHIO														192,749	42,463	556,000	174,098												
OKLAHOMA														63,389			89,124	4,102	99,112	94,912									
SOUTH CAROLINA																	314,020												
SOUTH DAKOTA																													
TENNESSEE	276,342													974,000	475,346	12,584													
TEXAS	274,209													610,031	1,027,411	164,551	60,960	25,867											
UTAH														68,577			52,344	54,858											

RELATED EXECUTIVE, JUDICIAL AND LEGISLATIVE DATA

II. FEDERALLY FUNDED PROJECTS DURING 1973-75

A. Numbers of and Funding by Types of Program													
2. Total Expenditures on Projects in Operation by Types During:													
	1974				1975								
	6	7	8	9	1	2	3	4	5	6	7	8	9
HIGHWAY PATROLS													
ALABAMA							246,368						
ARIZONA		1,920	40,411	25,266									
CALIFORNIA	23,316	42,779	15,575	5,137,978			164,292				15,575	10,256,219	
COLORADO	11,915		70,116	22,153			25,000			7,500			25,000
FLORIDA													
GEORGIA		36,000	6,000								32,200	137,800	
IOWA													
KANSAS													
MINNESOTA													
MISSISSIPPI													
MISSOURI													
MONTANA													
NEBRASKA			20,000	139,836			77,876	26,840					17,987
NEVADA	1,271			29,220			48,000			868			
NORTH CAROLINA			40,000				133,000					40,000	
NORTH DAKOTA													
OHIO	402,000	49,259		15,199		6,992	1,015,568	49,797			2,316	113,000	90,400
OKLAHOMA	55,549	20,150		139,994		21,340							
SOUTH CAROLINA	63,163		25,000	244,975			104,408			69,900			
SOUTH DAKOTA		6,500	10,000	250,000						18,000			
TENNESSEE	18,936		111,200		175,000								
TEXAS	90,590	138,541		1,228,450		304,274	1,397,285	11,948					1,055,027
UTAH	44,648	16,186						41,721					
WASHINGTON	335,412		37,733	162,801			477,414	648,936					226,778
WISCONSIN													
WYOMING													
STATE POLICE													
ALASKA													
ARKANSAS	1,974		2,836	694,459	64,787								12,854
CONNECTICUT													
DELAWARE		11,000		4,400	20,000		29,500	45,525	14,000		8,102	21,550	6,541
IDAHO				638,900					15,600				305,500
ILLINOIS													
INDIANA		2,084		367,636			925,271	4,542					
KENTUCKY													
LOUISIANA	400	11,322	127,890	484,846									
MAINE													
MARYLAND	11,253	9,394	40,170	328,238	196,923	39,075	70,777	222,000		10,000	11,875		399,478
MASSACHUSETTS													
MICHIGAN	11,982	4,259		976,957									
NEW HAMPSHIRE	5,299	40,829	2,439			2,291	4,019	24,772	5,299		1,913		
NEW JERSEY		25,000		1,148,400			650,000	150,000			15,000		1,083,377
NEW MEXICO				118,841	36,754		56,152	47,825	11,422			11,194	10,820
NEW YORK				187,276			20,162	341,943					93,499
OREGON													
PENNSYLVANIA	766,644			72,836		80,000		1,512,133		604,914			44,400
RHODE ISLAND													
VERMONT	21,000			99,272			12,222			23,500			
VIRGINIA	41,242		86,144					189,200	2,238	17,399		75,000	
WEST VIRGINIA			16,000	25,544									172,000
DEPARTMENT OF LAW ENFORCEMENT													
FLORIDA				603,764	311,111		532,666	1,030,800					746,422
CANADA													
ONTARIO													
QUEBEC													

RELATED EXECUTIVE, JUDICIAL AND LEGISLATIVE DATA

II. FEDERALLY FUNDED PROJECTS DURING 1973-75

B. Federal Contributions by Federal Administrative Agency, 1973-75				
	1. LEAA	2. NHTSA	3. Other	
			a. Agency	b. Contribution
HIGHWAY PATROLS				
ALABAMA	1,589,221	77,500		
ARIZONA	14,137,025	58,793		
CALIFORNIA	3,403,798	5,446,116	H.E.W.	600,000
COLORADO	65,000	172,070	Federal Highway/EPA/Dept. Labor	33,969/64,000/163,504
FLORIDA				
GEORGIA		381,310		
IOWA				
KANSAS	6,192	255,606		
MINNESOTA	260,001			
MISSISSIPPI				
MISSOURI	1,098,030	775,720		
MONTANA				
NEBRASKA	593,807	260,102	Manpower Administration	14,914
NEVADA	10,164	98,318	Civil Defense	77,260
NORTH CAROLINA		173,000		
NORTH DAKOTA				
OHIO	1,454,348	842,000		
OKLAHOMA	373,884	787,860	Civil Defense/Coast Guard	10,980/153,473
SOUTH CAROLINA	562,212	370,680		
SOUTH DAKOTA	3,250	282,500		
TENNESSEE	2,421,666	225,254		
TEXAS	6,518,068	407,669		
UTAH	28,449	79,247		
WASHINGTON	2,351,867	491,486		
WISCONSIN		311,344		
WYOMING				
STATE POLICE				
ALASKA	400,000	481,000		
ARKANSAS	411,514	806,713		
CONNECTICUT				
DELAWARE	287,948	33,333		
IDAHO	931,300			
ILLINOIS				
INDIANA	1,678,430			
KENTUCKY	1,077,008			
LOUISIANA	2,653,226	810,000		
MAINE	1,336,760	76,000		
MARYLAND	1,396,149	938,907		
MASSACHUSETTS	2,087,300			
MICHIGAN	4,677,928	1,715,729	Civil Defense	958,315
NEW HAMPSHIRE	5,138,058	158,821		
NEW JERSEY	14,617,804			
NEW MEXICO	500,955	171,500	Civil Defense	8,607
NEW YORK	781,812			
OREGON	1,060,013	378,738		
PENNSYLVANIA	1,811,286	2,145,746		
RHODE ISLAND				
VERMONT	369,968	124,500	Coast Guard	85,391
VIRGINIA	1,487,033	297,834		
WEST VIRGINIA	819,518			
DEPARTMENT OF LAW ENFORCEMENT				
FLORIDA	3,815,385			
CANADA				
ONTARIO				
QUEBEC				

III. STATE/PROVINCIAL AID PROGRAMS

	A. State/Province Aid Program to Local Law Enforcement Agencies					B. Chain of Command for Aid Program		
	1. Year Implemented	2. State/Province Expenditure in:			1. Highest Executive		2. Next Command Level	3. Next Command Level
		1973	1974	1975 (Estimated)	GOVERNOR	OTHER EXECUTIVE		
HIGHWAY PATROLS								
ALABAMA								
ARIZONA								
CALIFORNIA	YES	1960	12,356,648	11,512,325	10,623,564	YES	Comm. on Peace Offrs. Stds. & Training	Executive Director
COLORADO								
FLORIDA	YES	1972	3,265	3,587	5,500	YES	Fla. Comm. on Police Stds. & Trng. & Executive Director of Dept. of Criminal Law Enforce.	
GEORGIA								
IOWA								
KANSAS								
MINNESOTA								
MISSISSIPPI								
MISSOURI								
MONTANA								
NEBRASKA								
NEVADA								
NORTH CAROLINA	YES	1971	2,245,000	1,405,000	1,880,000		Attorney General	Director of Training Council
NORTH DAKOTA								
OHIO								
OKLAHOMA	YES	1968	41,055	42,477	55,075		Law Enforce. Council	
SOUTH CAROLINA								
SOUTH DAKOTA								
TENNESSEE								
TEXAS	YES	1969	25,000	35,000	50,000	YES	Office of Traffic Safety	OTS-Reg. Adminis.
UTAH								
WASHINGTON								
WISCONSIN	YES	1974		758,875	2,261,625	YES		Dept. of Revenue
WYOMING								
STATE POLICE								
ALASKA								
ARKANSAS								
CONNECTICUT								
DELAWARE	YES	1969	400,000	400,000	350,000	YES		Executive Director
IDAHO								
ILLINOIS	YES	1968	2,803,200	2,800,000	2,809,146	YES	Training Board	Executive Director
INDIANA								
KENTUCKY	YES	1972	1,196,861	3,567,075	4,105,789	YES	Secretary of Justice	Crime Comm. Adminis.
LOUISIANA	YES					YES		
MAINE	YES	1973						
MARYLAND	YES	1968	25,674,558	24,776,449	25,500,000		Supt. of State Police	Chief P.R.I.D.
MASSACHUSETTS						YES	Commissioner	Superintendent
MICHIGAN								
NEW HAMPSHIRE								
NEW JERSEY	YES					YES	Attorney General	Gov. Body of Municipal.
NEW MEXICO								
NEW YORK								
OREGON								
PENNSYLVANIA	YES	1974		500,000			Commission	
RHODE ISLAND								
VERMONT								
VIRGINIA	YES	1972					Dept. of Education	
WEST VIRGINIA	YES	1968						
DEPARTMENT OF LAW ENFORCEMENT FLORIDA								
CANADA								
ONTARIO								
QUEBEC								

III. STATE/PROVINCIAL AID PROGRAMS

	B. Chain of Command for Aid Program		C. Funds Distribution System	IV. POLICE EMPLOYEE ORGANIZATIONS				
	4. Next Command Level	5. Operational Level		A. Permitted by Law	B. Law Permits Labor Union	C. Employees Have Organization		
						NATIONAL UNION	F.O.P.	P.B.A.
HIGHWAY PATROLS								
ALABAMA								
ARIZONA				YES	YES	YES		YES
CALIFORNIA		Bureau Chief	Funds from assess. on fines. Dist. by Com. on application	YES	YES	YES		YES
COLORADO				YES	YES	YES		
FLORIDA		Div. of Standards & Training	Formula sys.; to ind. offrs. based on training & educa.	YES	YES	YES	YES	
GEORGIA				YES	YES	YES		YES
IOWA				YES	YES	YES		
KANSAS				YES	YES	YES		
MINNESOTA				YES	YES	YES		
MISSISSIPPI				YES	YES	YES		
MISSOURI				YES	YES	YES		
MONTANA				YES	YES	YES		
NEBRASKA				YES	YES	YES		
NEVADA				YES	YES	YES		
NORTH CAROLINA			Training Council Staff	YES	YES	YES		
NORTH DAKOTA				YES	YES	YES		
OHIO				YES	YES	YES		
OKLAHOMA		Law Enforcement Council	Pay room/board for officers in training	YES	YES	YES		
SOUTH CAROLINA				YES	YES	YES		
SOUTH DAKOTA				YES	YES	YES		
TENNESSEE				YES	YES	YES		
TEXAS	City or State Pol. Agen.		Through training grants	YES	YES	YES	YES	YES
UTAH				YES	YES	YES		
WASHINGTON				YES	YES	YES		
WISCONSIN		Div. of Local & State Finance	Based on indexed crime or cost formula	YES	YES	YES	YES	
WYOMING				YES	YES	YES		
STATE POLICE								
ALASKA				YES	YES	YES		
ARKANSAS								
CONNECTICUT								
DELAWARE		Applicant Agency	No. police emp. by local agency div. into available funds	YES	YES	YES		
IDAHO				YES	YES	YES		
ILLINOIS	Assist. Executive Dir.	Police Training Specialist	Pay expenses & tuition. city or cty. pay students salaries	YES	YES	YES	YES	
INDIANA				YES	YES	YES		YES
KENTUCKY	Dir. of Ky. Law Enforcement Foundation Fund (KLEFPF)		Dir. KLEFPF dist. Fed. & State Funds, 15% to ea. qual. off.	YES	YES	YES		
LOUISIANA				YES	YES	YES		
MAINE				YES	YES	YES		
MARYLAND		Finance Division	Form. based on population density, tax base, police expend.	YES	YES	YES		YES
MASSACHUSETTS		Troop Commander	Special Tactical Operations Program	YES	YES	YES		
MICHIGAN				YES	YES	YES		
NEW HAMPSHIRE				YES	YES	YES		
NEW JERSEY	Police Director	Chief of Police		YES	YES	YES		YES
NEW MEXICO				YES	YES	YES		
NEW YORK				YES	YES	YES		
OREGON				YES	YES	YES		YES
PENNSYLVANIA		Bureau of Training & Educa.		YES	YES	YES		
RHODE ISLAND				YES	YES	YES		YES
VERMONT				YES	YES	YES		YES
VIRGINIA		Virginia Colleges	Colleges distribute to persons enrolled	YES	YES	YES		
WEST VIRGINIA		Gov. Com. on Crime, Delin. & Corr.	Through committee grants	YES	YES	YES		YES
DEPARTMENT OF LAW ENFORCEMENT FLORIDA								
CANADA								
ONTARIO				YES	YES	YES		
QUEBEC				YES	YES	YES		

IV. POLICE EMPLOYEE ORGANIZATIONS

	C. Employees Have Organization		D. Membership Includes					E. Membership Limited by Rank	
	TYPE		1. Agency Only	2. Other Police	3. Sworn Only	4. Other Govt. Employees	5. Govt. & Non-Govt. Employees	1. If YES, specify	
	LOCAL	OTHER							
HIGHWAY PATROLS									
ALABAMA	YES			YES					
ARIZONA	YES		YES		YES				
CALIFORNIA	YES		YES		YES				
COLORADO									
FLORIDA			YES				YES	Troopers through Lieutenants	
GEORGIA	YES-2		YES, in one	YES		YES			
IOWA	YES		YES		YES				
KANSAS									
MINNESOTA	YES-2		YES		YES		YES, in one	Captains & above	
MISSISSIPPI									
MISSOURI									
MONTANA	YES					YES		Troopers only	
NEBRASKA	YES		YES		YES		YES	Troopers only	
NEVADA	YES		YES						
NORTH CAROLINA									
NORTH DAKOTA									
OHIO									
OKLAHOMA	YES		YES		YES		YES	Line officers only	
SOUTH CAROLINA									
SOUTH DAKOTA	YES		YES		YES				
TENNESSEE	YES			YES	YES	YES			
TEXAS	YES-2		YES, in one			YES	YES, in one	Captain & below	
UTAH									
WASHINGTON									
WISCONSIN	YES			YES		YES			
WYOMING									
STATE POLICE									
ALASKA	YES					YES			
ARKANSAS									
CONNECTICUT									
DELAWARE	YES		YES		YES				
IDAHO	YES					YES			
ILLINOIS	YES			YES		YES			
INDIANA	YES		YES						
KENTUCKY									
LOUISIANA	YES		YES		YES				
MAINE	YES				YES	YES	YES	Troopers and sergeants	
MARYLAND	YES				YES-1	YES-1			
MASSACHUSETTS	YES		YES		YES		YES	Trooper - Staff Sergeant	
MICHIGAN	YES		YES, in one	YES, in one	YES, in one	YES, in one	YES	Troopers and Sergeants, in one	
NEW HAMPSHIRE	YES		YES						
NEW JERSEY	YES		YES		YES		YES	Trooper - Det. Sgt. First Class	
NEW MEXICO									
NEW YORK	YES		YES, in one		YES, in one		YES	Lieutenants & Capts. in one, Sergeants & Investigators in other	
OREGON									
PENNSYLVANIA			YES		YES				
RHODE ISLAND			YES		YES				
VERMONT	YES				YES		YES	All below Major	
VIRGINIA			YES		YES				
WEST VIRGINIA									
DEPARTMENT OF LAW ENFORCEMENT FLORIDA									
CANADA									
ONTARIO	YES				YES		YES	Up to Sergeant Major	
QUEBEC	YES		YES		YES		YES	Up to Sergeant	

IV. POLICE EMPLOYEE ORGANIZATIONS

V. ENVIRONMENTAL PROGRAMS

	F. Recognized as Collective Bargaining Agent			A. Active Enforcement of Anti Pollution Laws	B. Laws Emphasize			C. State/Province Statute on Vehicle Exhaust Emission
	1. Separate Contracts for Different Ranks	2. Departmental Representative for Collective Bargaining			1. Air Pollution	2. Water Pollution	3. Other	
HIGHWAY PATROLS								
ALABAMA				YES	YES	YES		
ARIZONA				YES	YES			YES
CALIFORNIA				YES	YES			YES
COLORADO				YES	YES	YES	Noise	YES
FLORIDA	YES	YES	Professional Agent	YES	YES	YES	Noise	YES
GEORGIA				YES	YES	YES		YES
IOWA				YES	YES	YES		YES
KANSAS				YES	YES	YES	Solid waste	YES
MINNESOTA	YES	YES	Chief of State Patrol	YES	YES	YES		YES
MISSISSIPPI				YES	YES		Noise	YES
MISSOURI				YES	YES	YES		YES
MONTANA	YES			YES	YES	YES		
NEBRASKA				YES	YES	YES		
NEVADA				YES	YES	YES		YES
NORTH CAROLINA				YES	YES	YES		YES
NORTH DAKOTA				YES	YES	YES		YES
OHIO								
OKLAHOMA				YES	YES	YES		
SOUTH CAROLINA				YES	YES	YES		
SOUTH DAKOTA				YES	YES	YES		
TENNESSEE				YES	YES	YES		
TEXAS				YES	YES	YES		YES
UTAH				YES	YES	YES	Anti-littering	YES
WASHINGTON				YES	YES	YES		YES
WISCONSIN	YES		Director of Enforcement		YES			YES
WYOMING				YES	YES	YES	Natural resources	
STATE POLICE								YES
ALASKA	YES			YES	YES	YES		
ARKANSAS				YES	YES	YES		YES
CONNECTICUT								YES
DELAWARE	YES	Corporal	Chairman-Bargaining Comm.	YES	YES	YES		
IDAHO				YES	YES	YES	Air	YES
ILLINOIS				YES	YES	YES		
INDIANA				YES	YES	YES		
KENTUCKY				YES	YES	YES	Refuse disposal	YES
LOUISIANA	YES		Superintendent	YES	YES	YES	Noise	YES
MAINE				YES	YES	YES		YES
MARYLAND				YES	YES	YES		YES
MASSACHUSETTS	YES		Designee of Sec. of Pub. Safety	YES	YES	YES	Noise, land	YES
MICHIGAN				YES	YES	YES		YES
NEW HAMPSHIRE				YES	YES	YES		YES
NEW JERSEY	YES	YES	Administrative Officer	YES	YES	YES		YES
NEW MEXICO				YES	YES	YES		YES
NEW YORK	YES	YES	Assistant Deputy Supt.	YES	YES	YES		YES
OREGON				YES	YES	YES	Noise	YES
PENNSYLVANIA	YES		Selected arbitrator	YES	YES	YES	Litter	YES
RHODE ISLAND	YES			YES	YES	YES		YES
VERMONT	YES	YES		YES	YES	YES		YES
VIRGINIA					YES			
WEST VIRGINIA				YES	YES	YES	Strip mine reclamation	YES
DEPARTMENT OF LAW ENFORCEMENT FLORIDA								
CANADA								
ONTARIO	YES		Comm. of Senior Executives	YES	YES	YES		
QUEBEC	YES		Employee Relations Dept.					YES

RELATED EXECUTIVE, JUDICIAL AND LEGISLATIVE DATA

V. ENVIRONMENTAL PROGRAMS

	D. State/Province Statute on Motor Vehicle Noise Emission	E. Agency Responsible for Vehicle Pollution Enforcement	1. Establishment of Enforcement Criteria by:		2. Enforcement by:		F. Law Most Difficult To Enforce	1. Reason
					VISUAL INSPEC-TION	TESTING INSTRU-MENTS		
HIGHWAY PATROLS								
ALABAMA	YES			YES				
ARIZONA	YES	State Health Dept.	State Health Dept.		YES			Limited test equipment
CALIFORNIA	YES	Highway Patrol	Air Resources Board	YES	YES	Air		
COLORADO	YES	Police; State Health Dept.	State Health Dept.	YES				
FLORIDA	YES	Highway Patrol	F.H.P. with Dept. Pollution Control	YES		Exhaust		Emiss. Cont. equip. not depend.
GEORGIA		State Patrol	Human Resources	YES	YES	Air		Vague statute, few test devices
IOWA	YES	All vehicle enforce. agencies	DPS; Dept. Environmental Quality	YES		Noise		Officers' tolerance differ
KANSAS	YES	Police		YES		Air		Vague law, no standards
MINNESOTA	YES	State Pollution Cont. Ag., Police	State Pollution Control Agency	YES	YES			
MISSISSIPPI	YES	Dept. of Public Safety	Dept. of Public Safety	YES				
MISSOURI	YES			YES				
MONTANA								
NEBRASKA	YES	Environmental Control Com.	Environmental Control Commission	YES		Exhaust		No test equipment
NEVADA	YES	Dept. of Motor Vehicles	DMV & Dept. of Environ. Health	YES	YES	Exhaust, noise		Court appeals
NORTH CAROLINA		Highway Patrol	Dept. of Natural & Econom. Resources	YES		Water		
NORTH DAKOTA								
OHIO			Ohio Environ. Protection Agency	YES				
OKLAHOMA		State Health Dept.	State Health Dept.			Air		
SOUTH CAROLINA	YES	Dept. of Environ. Control	Dept. of Environmental Control					
SOUTH DAKOTA								Both equal, due to court attitude
TENNESSEE	YES	Law Enforcement Agencies	Legislature	YES				
TEXAS	YES	Motor Veh. Inspection Progr.	Department of Public Safety	YES				
UTAH	YES	All police	Legislature	YES				No reliable detecting devices
WASHINGTON	YES	State Patrol	State Patrol	YES		Exhaust		No reliable detecting devices
WISCONSIN		Dept. of Natural Resources		YES		Air		No stds. or measuring devices
WYOMING	YES	Highway Patrol	Environmental quality	YES		Pollution		No stds. or measuring devices
STATE POLICE								
ALASKA	YES	Dept. Environmental Conserv.	Dept. of Public Safety	YES				
ARKANSAS	YES	Any Police Agency	Dept. of Pollution Cont. & Ecology	YES				
CONNECTICUT								
DELAWARE								
IDAHO	YES	Air Pollution & Cont. Comm.	Dept. of Law Enforcement	YES		Exhaust		Difficult to detect
ILLINOIS								
INDIANA	YES	All law enforcement agencies	Individual officer's discretion	YES	YES	Noise		No small inexp. decimeter avail.
KENTUCKY	YES	Dept. Nat. Resrs. & Envir. Pro.	Dept. Nat. Resources & Envir. Protec.	YES	YES	Noise		No. stds. have been devel. yet
LOUISIANA	YES			YES				
MAINE		All state enforcement	Sec. of State, Legislature	YES				
MARYLAND	YES	State Police	State Police	YES	YES	Exhaust		Statute requires Ringlemann meth.
MASSACHUSETTS	YES	Reg. of Motor Veh. & Police	Off. of Environ. Affrs, Mass. Gen. Ct.	YES				
MICHIGAN	YES	None	Legislation pending	YES		Exhaust, noise		Vague statutes
NEW HAMPSHIRE	YES	Health Dept.	Health Dept.	YES	YES	Noise		Lack of sufficient equipment
NEW JERSEY	YES	Police agencies	Div. Environ. Qual. & Comm. Env. Pro.	YES	YES	Noise		
NEW MEXICO			State Environmental Protection Agency					
NEW YORK	YES	Dept. Environ. Conserv. & Police	Legislature, Dept. Environ. Conserv, DMV	YES	YES	Noise, air		Lack of standards
OREGON	YES	Environ. Quality Commission	Environmental Quality Commission	YES	YES	Exhaust		Negative acceptance by courts
PENNSYLVANIA	YES	All Police	Dept. of Transportation	YES	YES			
RHODE ISLAND	YES	All Police	Legislature	YES		Exhaust		Requires subjective opinion
VERMONT								
VIRGINIA	YES	State Police	Statutory	YES				
WEST VIRGINIA	YES	State Police	State Police	YES		Water		Extensive industry
DEPARTMENT OF LAW ENFORCEMENT FLORIDA								
CANADA								
ONTARIO		Ministry of Environ. Prov. Police	Ministry of the Environment	YES				
QUEBEC			Dept. of Transport					

RELATED EXECUTIVE, JUDICIAL AND LEGISLATIVE DATA

VI. VEHICLE CODE

	A. General Conformity of Laws to Uniform Vehicle Code	B. Uniform Traffic Ticket		C. Points System for Traffic Offenders	D. Implied Consent Law	E. Types of Evidentiary Tests Permitted			
		1. Mandatory for:				1. Blood	2. Breath	3. Urine	4. Other
		YOUR AGENCY	OTHER POLICE						
HIGHWAY PATROLS									
ALABAMA				YES	YES	YES	YES	YES	
ARIZONA		YES	YES	YES	YES	YES	YES	YES	
CALIFORNIA	YES	YES	YES	YES	YES	YES	YES	YES	
COLORADO	YES	YES	YES	YES	YES	YES	YES	YES	Tissue
FLORIDA	YES	YES	YES	YES	YES	YES	YES	YES	
GEORGIA	YES	YES	YES	YES	YES	YES	YES	YES	
IOWA	YES	YES	YES	YES	YES	YES	YES	YES	
KANSAS	YES	YES	YES		YES	YES	YES	YES	Saliva
MINNESOTA	YES	YES	YES	YES	YES	YES	YES	YES	
MISSISSIPPI	YES	YES	YES	YES	YES	YES	YES	YES	
MISSOURI	YES	YES	YES	YES	YES	YES	YES	YES	Saliva
MONTANA	YES	YES	YES	YES	YES	YES	YES	YES	
NEBRASKA	YES	YES	YES	YES	YES	YES	YES	YES	
NEVADA	YES			YES	YES	YES	YES	YES	
NORTH CAROLINA	YES	YES	YES	YES	YES	YES	YES	YES	
NORTH DAKOTA	YES	YES		YES	YES	YES	YES	YES	
OHIO	YES	YES	YES	YES	YES	YES	YES	YES	
OKLAHOMA	YES	YES	YES	YES	YES	YES	YES	YES	
SOUTH CAROLINA	YES	YES	YES	YES	YES		YES		
SOUTH DAKOTA		YES	YES		YES	YES	YES	YES	
TENNESSEE	YES				YES	YES	YES	YES	
TEXAS	YES				YES	YES	YES	YES	
UTAH	YES			YES	YES	YES	YES	YES	
WASHINGTON	YES	YES	YES	YES	YES	YES	YES	YES	
WISCONSIN	YES	YES	YES	YES	YES	YES	YES	YES	
WYOMING	YES	YES	YES		YES	YES	YES	YES	
STATE POLICE									
ALASKA	YES	YES	YES	YES	YES	YES	YES	YES	
ARKANSAS	YES	YES	YES	YES	YES	YES	YES	YES	
CONNECTICUT									
DELAWARE	YES	YES	YES	YES	YES	YES	YES	YES	
IDAHO	YES	YES	YES	YES	YES	YES	YES	YES	Saliva
ILLINOIS	YES	YES	YES	YES	YES		YES		
INDIANA	YES	YES	YES	YES	YES	YES	YES	YES	Tissue
KENTUCKY	YES	YES	YES	YES	YES	YES	YES	YES	
LOUISIANA					YES	YES	YES	YES	
MAINE	YES				YES	YES	YES	YES	
MARYLAND	YES	YES	YES	YES	YES	YES	YES	YES	
MASSACHUSETTS		YES	YES	YES	YES	YES	YES	YES	
MICHIGAN	YES	YES	YES	YES	YES	YES	YES	YES	
NEW HAMPSHIRE	YES				YES	YES	YES	YES	
NEW JERSEY	YES	YES	YES	YES	YES	YES	YES	YES	
NEW MEXICO	YES	YES	YES	YES	YES	YES	YES	YES	
NEW YORK	YES	YES	YES	YES	YES	YES	YES	YES	
OREGON		YES	YES	YES	YES	YES	YES	YES	
PENNSYLVANIA		YES	YES	YES	YES	YES	YES	YES	
RHODE ISLAND	YES	YES	YES	YES	YES	YES	YES	YES	
VERMONT	YES	YES	YES	YES	YES	YES	YES	YES	
VIRGINIA	YES	YES	YES	YES	YES	YES	YES	YES	
WEST VIRGINIA	YES	YES	YES	YES	YES	YES	YES	YES	
DEPARTMENT OF LAW ENFORCEMENT FLORIDA									
CANADA									
ONTARIO	YES	YES	YES		YES	YES	YES	YES	
QUEBEC		YES	YES		YES		YES	YES	

VI. VEHICLE CODE

F. Two Levels of Offenses for Intoxicated Drivers

	1. The Lesser Blood Alcohol Offense Is:			2. The More Serious Blood Alcohol Offense Is:			3. The Blood Alcohol Evidence Establishes:	
	AT	OVER	%	AT	OVER	%	PRESUMPTION OF GUILT	GUILT (ABSOLUTE LIMIT STATUTE)
HIGHWAY PATROLS								
ALABAMA								
ARIZONA								
CALIFORNIA								
COLORADO	YES	YES	.05	YES		.10	YES	
FLORIDA								
GEORGIA								
IOWA								
KANSAS								
MINNESOTA								
MISSISSIPPI	YES	YES	.10	YES		.15	YES	
MISSOURI								
MONTANA								
NEBRASKA								
NEVADA								
NORTH CAROLINA								
NORTH DAKOTA								
OHIO								
OKLAHOMA	YES	YES	.05	YES		.10	YES	
SOUTH CAROLINA								
SOUTH DAKOTA								
TENNESSEE								
TEXAS								
UTAH								
WASHINGTON								
WISCONSIN								
WYOMING								
STATE POLICE								
ALASKA							YES	
ARKANSAS								
CONNECTICUT								
DELAWARE								
IDAHO								
ILLINOIS								
INDIANA								
KENTUCKY								
LOUISIANA								
MAINE								
MARYLAND	YES	YES	.10	YES		.15	YES	
MASSACHUSETTS								
MICHIGAN	YES	YES	.07	YES		.10	YES	
NEW HAMPSHIRE								
NEW JERSEY	YES	YES	.10	YES		.15	YES	
NEW MEXICO								
NEW YORK	YES	YES	.06	YES		.10	YES, for lesser level	YES, for higher level
OREGON	YES	YES	.10	YES		.15	YES, for lesser level	YES, for higher level
PENNSYLVANIA								
RHODE ISLAND								
VERMONT								
VIRGINIA								
WEST VIRGINIA								
DEPARTMENT OF LAW ENFORCEMENT								
FLORIDA								
CANADA								
ONTARIO								
QUEBEC								

VI. VEHICLE CODE

G. One Level of Offense for Intoxicated Drivers

H. Range of Blood Alcohol Levels Within Which Neither Intoxication nor Sobriety Is Presumed

	1. Blood Alcohol Offense Level Is:					2. The Blood Alcohol Evidence Establishes:		Range Is:							
	AT	OVER	%	PRESUMPTION OF GUILT	GUILT (ABSOLUTE LIMIT STATUTE)	PRESUMPTION OF GUILT	GUILT (ABSOLUTE LIMIT STATUTE)	From			To				
								AT	ABOVE	%	AT	BELOW	%		
HIGHWAY PATROLS															
ALABAMA	YES	YES	.10	YES, at .10%		YES									
ARIZONA	YES	YES	.10	YES		YES							YES	.10	
CALIFORNIA	YES	YES	.10	YES		YES			YES	.05			YES	.10	
COLORADO									YES	YES	.05		YES	.10	
FLORIDA	YES	YES	.10	YES	YES	YES									
GEORGIA	YES		.10	YES	YES	YES			YES	.05			YES	.10	
IOWA	YES	YES	.10	YES		YES							YES	.05	
KANSAS	YES	YES	.10	YES		YES									
MINNESOTA	YES		.10	YES		YES									
MISSISSIPPI							YES								
MISSOURI	YES		.05 and .10	YES, at .05%	YES, at .10%										
MONTANA	YES	YES	.10	YES		YES									
NEBRASKA	YES	YES	.10	YES	YES	YES		YES	YES	.05			YES	.10	
NEVADA	YES	YES	.10	YES	YES	YES									
NORTH CAROLINA	YES	YES	.10	YES		YES		YES	YES	.05		YES			
NORTH DAKOTA	YES	YES	.10	YES		YES									
OHIO	YES	YES	.10	YES		YES			YES	.05			YES	.10	
OKLAHOMA									YES	.05			YES	.10	
SOUTH CAROLINA	YES	YES	.10	YES		YES									
SOUTH DAKOTA	YES	YES	.10	YES		YES			YES	.05		YES		.10	
TENNESSEE	YES	YES	.10	YES		YES			YES	.05			YES	.10	
TEXAS	YES	YES	.10	YES		YES									
UTAH	YES	YES	.08	YES		YES									
WASHINGTON	YES	YES	.10	YES		YES			Below .08						
WISCONSIN	YES	YES	.10	YES		YES		YES	YES	.05			YES	.10	
WYOMING	YES	YES	.10	YES		YES			YES	.05		YES	YES	.10	
STATE POLICE															
ALASKA				YES											
ARKANSAS	YES	YES	.10	YES	YES	YES		YES	YES	.05		YES		.10	
CONNECTICUT															
DELAWARE	YES	YES	.10		YES										
IDAHO															
ILLINOIS	YES	YES	.10	YES		YES									
INDIANA	YES	YES	.10	YES		YES			YES	.05			YES	.10	
KENTUCKY	YES	YES	.10	YES		YES		YES	YES	.05		YES		.10	
LOUISIANA	YES	YES	.10	YES		YES			YES	.05			YES	.10	
MAINE	YES		.10	YES		YES									
MARYLAND															
MASSACHUSETTS	YES	YES	.10	YES		YES		YES	YES	.06			YES	.10	
MICHIGAN										YES	.05		YES	.10	
NEW HAMPSHIRE	YES	YES	.10	YES		YES									
NEW JERSEY															
NEW MEXICO	YES	YES	.10	YES		YES									
NEW YORK								YES	YES	.05			YES	.10	
OREGON								YES	YES						
PENNSYLVANIA															
RHODE ISLAND	YES	YES	.10			YES		YES	YES	.05		YES		.10	
VERMONT	YES	YES	.10			YES		YES	YES	.05		YES		.10	
VIRGINIA	YES	YES	.10			YES		YES	YES	.05		YES		.10	
WEST VIRGINIA	YES	YES	.10			YES		YES	YES	.05		YES		.10	
DEPARTMENT OF LAW ENFORCEMENT															
FLORIDA															
CANADA															
ONTARIO	YES	YES	.08	YES		YES									
QUEBEC	YES	YES	.08	YES		YES									

VI. VEHICLE CODE

	I. Sobriety Is Presumed when Blood Alcohol Evidence Is at and/or Below Certain Level			J. To Effect Valid DWI Arrest, Officer			
	AT	BELOW	%	1. Must Observe Offense	2. Must Have Observed Offense Except in Accident Cases	3. Need Only Have Reason To Believe Offense Committed	4. Other
HIGHWAY PATROLS							
ALABAMA	YES	YES	.05		YES		
ARIZONA	YES	YES	.05		YES, if violation is involved	Citation only	YES
CALIFORNIA	YES	YES	.05		YES		
COLORADO	YES	YES	.05			YES	
FLORIDA	YES	YES	.05		YES		
GEORGIA					YES		
IOWA	YES	YES	.10			YES	
KANSAS	YES	YES	.10			YES	
MINNESOTA	YES	YES	.05	YES			
MISSISSIPPI						YES	
MISSOURI	YES		.05			YES	
MONTANA	YES	YES	.05			YES	
NEBRASKA				YES			
NEVADA	YES	YES	.05			YES	
NORTH CAROLINA						YES	
NORTH DAKOTA	YES	YES	.05		YES		
OHIO	YES	YES	.05		YES		
OKLAHOMA	YES	YES	.05		YES		
SOUTH CAROLINA	YES	YES	.05	YES			
SOUTH DAKOTA	YES	YES	.05		YES		
TENNESSEE	YES	YES	.05			YES	
TEXAS						YES	
UTAH					YES		
WASHINGTON	YES		.05	YES			
WISCONSIN	YES	YES	.05			YES	
WYOMING	YES	YES	.05		YES		
STATE POLICE							
ALASKA						YES, when over 25 mi. from magistrate	
ARKANSAS	YES	YES	.05		YES		
CONNECTICUT							
DELAWARE						YES	
IDAHO					YES	YES	
ILLINOIS	YES	YES	.05			YES	
INDIANA	YES	YES	.05		YES		
KENTUCKY	YES	YES	.05		YES		
LOUISIANA					YES		
MAINE	YES	YES	.05		YES		
MARYLAND	YES	YES	.05			YES	
MASSACHUSETTS	YES	YES	.05		YES		
MICHIGAN	YES	YES	.07	YES			
NEW HAMPSHIRE	YES				YES		
NEW JERSEY	YES	YES	.05			YES	
NEW MEXICO	YES	YES	.05			YES	
NEW YORK	YES	YES	.05			YES	
OREGON	YES	YES	.05				
PENNSYLVANIA	YES	YES	.05			YES	
RHODE ISLAND					YES		
VERMONT	YES	YES	.05				May require test with reason to believe DWI
VIRGINIA	YES	YES	.05		YES		
WEST VIRGINIA					YES		
DEPARTMENT OF LAW ENFORCEMENT							
FLORIDA							
CANADA							
ONTARIO						YES	
QUEBEC	YES	YES	.08				

VI. VEHICLE CODE

	K. Pre-Arrest Testing of Suspected Intoxicated Drivers						
	1. Pre-Arrest Test Statute	2. Suspect Is Under Compulsion To Submit				3. Officer May Request Pre-Arrest Test after:	
		If YES, compulsion is by:				a. Commission of any vehicle violation	b. Commission of any moving violation
		CRIMINAL PENALTY	ADMINISTRATIVE PENALTY		OTHER		
		DRIVER LICENSE	OTHER	OTHER			
HIGHWAY PATROLS							
ALABAMA							
ARIZONA							
CALIFORNIA							
COLORADO	YES						
FLORIDA	YES in '75				YES		
GEORGIA							
IOWA							
KANSAS							
MINNESOTA	YES						
MISSISSIPPI	YES	YES	YES		YES		
MISSOURI							
MONTANA							
NEBRASKA	YES	YES	YES	YES	YES		
NEVADA						YES	
NORTH CAROLINA	YES						
NORTH DAKOTA	YES	YES		YES			
OHIO						YES	
OKLAHOMA							
SOUTH CAROLINA							
SOUTH DAKOTA							
TENNESSEE							
TEXAS							
UTAH							
WASHINGTON							
WISCONSIN							
WYOMING							
STATE POLICE							
ALASKA							
ARKANSAS							
CONNECTICUT							
DELAWARE							
IDAHO							
ILLINOIS							
INDIANA	YES	YES		YES			
KENTUCKY							
LOUISIANA	YES	YES		YES			
MAINE	YES	YES		YES	YES		
MARYLAND						YES	
MASSACHUSETTS							
MICHIGAN							
NEW HAMPSHIRE							
NEW JERSEY							
NEW MEXICO							
NEW YORK	YES	YES	YES				
OREGON						YES	
PENNSYLVANIA							
RHODE ISLAND							
VERMONT	YES	YES		YES			
VIRGINIA	YES	NO, officer is required to offer test			Admitted as evidence		
WEST VIRGINIA	YES	YES		YES			
DEPARTMENT OF LAW ENFORCEMENT							
FLORIDA							
CANADA							
ONTARIO							
QUEBEC	YES	YES	YES	YES		YES	

RELATED EXECUTIVE, JUDICIAL AND LEGISLATIVE DATA

VI. VEHICLE CODE

K. Pre-Arrest Testing of Suspected Intoxicated Drivers						
3. Officer May Request Pre-Arrest Test after:			4. Driving or Operation Must Have Been on Public Highway	5. Officer Must Observe Driving/ Operation Except for Accident Involvement	6. Testing Devices Must Be Approved	a. Approved by:
c. Reason to Believe Presence of Alcohol	d. Accident Involvement					
	QUALIFICATIONS					
HIGHWAY PATROLS						
ALABAMA						
ARIZONA						
CALIFORNIA						
COLORADO				YES	YES	Department of Health
FLORIDA	YES			YES	YES	Division of Health
GEORGIA						
IOWA						
KANSAS						
MINNESOTA	YES	YES	Reason to believe alcohol involved	Anywhere	YES	Commissioner of Public Safety
MISSISSIPPI				YES	YES	Implied Consent Bureau
MISSOURI						
MONTANA						
NEBRASKA	YES	YES			YES	Health Department
NEVADA						
NORTH CAROLINA	YES			YES	YES	Dept. of Human Resources
NORTH DAKOTA			YES	YES	YES	State Toxicologist
OHIO						
OKLAHOMA						
SOUTH CAROLINA						
SOUTH DAKOTA						
TENNESSEE						
TEXAS					YES	Department of Public Safety
UTAH						
WASHINGTON			YES	YES		
WISCONSIN						
WYOMING						
STATE POLICE						
ALASKA						
ARKANSAS					YES	
CONNECTICUT						
DELAWARE						
IDAHO					YES	
ILLINOIS						
INDIANA	YES		YES	YES	YES	Indiana School of Medicine
KENTUCKY						
LOUISIANA	YES	YES			YES	
MAINE		YES	Anywhere		YES	Health & Welfare Department
MARYLAND						
MASSACHUSETTS						
MICHIGAN						
NEW HAMPSHIRE						
NEW JERSEY						
NEW MEXICO						
NEW YORK		YES	YES	YES		
OREGON						
PENNSYLVANIA						
RHODE ISLAND						
VERMONT	YES		YES			
VIRGINIA	YES	YES	Must be suspected of violating DWI		YES	Board of Health
WEST VIRGINIA	YES	YES	YES	YES	YES	Department of Health
DEPARTMENT OF LAW ENFORCEMENT FLORIDA						
CANADA						
ONTARIO						
QUEBEC	YES	YES	Reason to believe presence of alcohol		YES	Medico-Legal Institute

RELATED EXECUTIVE, JUDICIAL AND LEGISLATIVE DATA

VI. VEHICLE CODE

K. Pre-Arrest Testing of Suspected Intoxicated Drivers			L. Motor Vehicle Inspection Law		
6. Test Devices Must Be Approved			1. Type of Program		
b. Types Approved			a. Mandatory Periodic	b. Random	c. Other
CRYSTAL COLOR CHANGE	ELECTRONIC ROADSIDE	OTHER			
HIGHWAY PATROLS					
ALABAMA					
ARIZONA					
CALIFORNIA			YES	School buses only	YES
COLORADO	YES	Gas chromatograph, drunkometers	YES	YES	
FLORIDA	YES		YES	YES	
GEORGIA			YES	YES	
IOWA			YES		
KANSAS			YES	YES	When sold
MINNESOTA	YES		YES		When sold or transferred
MISSISSIPPI	YES		YES	YES	
MISSOURI			YES	YES	
MONTANA			YES	YES	
NEBRASKA	YES		YES	YES	
NEVADA			YES	YES	YES
NORTH CAROLINA		Under study	YES	YES	
NORTH DAKOTA	YES		YES	YES	
OHIO			YES	YES	
OKLAHOMA			YES	YES	
SOUTH CAROLINA			YES	YES	
SOUTH DAKOTA			YES	YES	
TENNESSEE			YES	YES	
TEXAS	YES		YES	YES	
UTAH			YES	YES	
WASHINGTON			YES	YES	
WISCONSIN				YES	
WYOMING			YES	YES	
STATE POLICE					
ALASKA			YES	YES	YES
ARKANSAS			YES	YES	
CONNECTICUT			YES	YES	
DELAWARE			YES	YES	
IDAHO			YES	YES	
ILLINOIS			YES	YES	
INDIANA	YES		YES	YES	
KENTUCKY			YES	YES	
LOUISIANA			YES	YES	
MAINE			YES	YES	
MARYLAND			YES	YES	
MASSACHUSETTS			YES	YES	Upon transfer
MICHIGAN			YES	YES	
NEW HAMPSHIRE			YES	YES	YES
NEW JERSEY			YES	YES	
NEW MEXICO			YES	YES	
NEW YORK			YES	YES	
OREGON			YES	YES	
PENNSYLVANIA			YES	YES	YES
RHODE ISLAND			YES	YES	
VERMONT			YES	YES	
VIRGINIA	YES	YES	YES	YES	
WEST VIRGINIA		Breathalyzer	YES	YES	
DEPARTMENT OF LAW ENFORCEMENT FLORIDA					
CANADA					
ONTARIO			YES	YES	YES
QUEBEC		Borkenstein	YES	YES	YES

RELATED EXECUTIVE, JUDICIAL AND LEGISLATIVE DATA

VI. VEHICLE CODE

L. Motor Vehicle Inspection Law					
	2. Your Agency Responsible for Administration of Program	3. Your Agency Responsible for Supervisor of Program	a. Total Agency Personnel Assigned	b. Sworn Personnel Assigned	c. Civilian Personnel Assigned
HIGHWAY PATROLS					
ALABAMA					
ARIZONA					141
CALIFORNIA	YES	YES	283	142	
COLORADO					17
FLORIDA		YES	63	46	
GEORGIA	YES	YES	49	41	8
IOWA					2
KANSAS	YES	YES	22	20	
MINNESOTA	YES	YES	41	12	29
MISSISSIPPI	YES	YES	28	14	14
MISSOURI	YES	YES	54	26	29
MONTANA					
NEBRASKA					
NEVADA					
NORTH CAROLINA					
NORTH DAKOTA					54
OHIO	YES	YES	84	30	13
OKLAHOMA	YES	YES	38	25	
SOUTH CAROLINA					4
SOUTH DAKOTA	YES	YES	6	2	
TENNESSEE					21
TEXAS	YES	YES	133	112	
UTAH	YES	YES	10	8	2
WASHINGTON					
WISCONSIN					
WYOMING					
STATE POLICE					
ALASKA				23	3
ARKANSAS	YES	YES	26		
CONNECTICUT					
DELAWARE					
IDAHO	YES	YES	11	11	
ILLINOIS					
INDIANA					
KENTUCKY					
LOUISIANA	YES	YES		3	1
MAINE	YES	YES		43	9
MARYLAND	YES	YES	52		
MASSACHUSETTS					1
MICHIGAN	YES	YES	2	1	
NEW HAMPSHIRE		YES	21	21	
NEW JERSEY					
NEW MEXICO					2
NEW YORK			83	81	
OREGON					
PENNSYLVANIA		YES	68	68	
RHODE ISLAND					
VERMONT					
VIRGINIA	YES	YES		All sworn	13
WEST VIRGINIA	YES	YES	16	13	3
DEPARTMENT OF LAW ENFORCEMENT					
FLORIDA					
CANADA					
ONTARIO					
QUEBEC					

RELATED EXECUTIVE, JUDICIAL AND LEGISLATIVE DATA

VI. VEHICLE CODE

M. Driver Licensing										
	1. Your Agency Responsible for Administration of Driver Licensing Program	2. Minimum Age for License without Driver Education			3. Juvenile Licenses Issued	4. Periodic Re-Examination Required				
		a. Total Personnel Assigned	b. Sworn Personnel Assigned	c. Civilian Personnel Assigned		OBTAINED AT LOWER AGE WITH DE COURSE	MINIMUM AGE	PERIOD IN YEARS		
HIGHWAY PATROLS										
ALABAMA	YES	231	99	132	16		YES	15		
ARIZONA					16				YES	3
CALIFORNIA					18	YES	Rarely	14	YES	3 and 4
COLORADO					16	YES			YES	3
FLORIDA					18	YES	YES	15	YES	4
GEORGIA	YES	237	14	223	16		YES	15	YES	4
IOWA					18	YES				
KANSAS					14		YES	14	YES	4
MINNESOTA					18	YES	YES	18		
MISSISSIPPI	YES	135	60	75	15		YES	15		
MISSOURI	YES	212	11	201	16					
MONTANA	YES	55	25	30	16	YES				
NEBRASKA					16				YES	4
NEVADA					16		YES	14 in remote areas	YES	4
NORTH CAROLINA					18	YES	YES	Permit at 15	YES	4, if convicted of violation
NORTH DAKOTA					16	YES				
OHIO	YES	170	8	162	18	YES	YES	16		
OKLAHOMA	YES	158		158	16		YES	14		
SOUTH CAROLINA					16		YES	15	YES	4
SOUTH DAKOTA							YES	14	YES	4
TENNESSEE	YES	243	37	206	16		YES	14		
TEXAS	YES	893	375	518	18	YES	YES	15	YES	4
UTAH					16				YES	4
WASHINGTON					18	YES	YES	16	YES	2-vision
WISCONSIN				512	18	YES	YES	14	YES	4
WYOMING					16		YES	15	YES	3
STATE POLICE										
ALASKA	YES	27		27	16				YES	3
ARKANSAS	YES	62	31	31	16		YES	14		
CONNECTICUT										
DELAWARE									YES	4
IDAHO	YES	75	44	31	16	YES			YES	3
ILLINOIS		490		490	18	YES	YES	16		
INDIANA										
KENTUCKY					16					
LOUISIANA					15				YES	4
MAINE					17	YES		15	YES	Age 65 and 75
MARYLAND					18	YES				
MASSACHUSETTS					17	YES	YES	16		
MICHIGAN					18	YES	YES	14	YES	3
NEW HAMPSHIRE					18	YES			YES	After age 75
NEW JERSEY					17					
NEW MEXICO					15	YES	YES			
NEW YORK					18	YES	YES	16	YES	Vision
OREGON					16					
PENNSYLVANIA	YES	146	36	110	16		YES	16	YES	10
RHODE ISLAND					16		YES	16		
VERMONT					18	YES	YES	16		
VIRGINIA					18	YES			YES	4--after age 30
WEST VIRGINIA	YES	All unif. offrs.			16					
DEPARTMENT OF LAW ENFORCEMENT										
FLORIDA										
CANADA										
ONTARIO					16					
QUEBEC					17	YES	YES	16		

RELATED EXECUTIVE, JUDICIAL AND LEGISLATIVE DATA

VI. VEHICLE CODE	M. Driver Licensing					VII. AGENCY UTILIZES SPEED MEASURING DEVICES				
	5. Classified Licenses		6. Retrieval of Revoked Licenses and Registration Duty of Agency			A. VASCAR	B. Radar	C. Stopwatch	D. Other	
	CLASS FOR MOTOR CYCLES		a. Mailed in	b. Picked up	c. Other					
HIGHWAY PATROLS										
ALABAMA		YES	YES	YES	YES	YES	YES	YES	YES	
ARIZONA	YES	YES				YES	YES	YES	YES	
CALIFORNIA	YES	YES				YES	YES	YES	YES	Odometer
COLORADO	YES	YES				YES	YES	YES	YES	
FLORIDA						YES	YES	YES	YES	
GEORGIA	YES	YES	YES	YES	YES	YES	YES		YES	
IOWA		YES	YES	YES	YES	YES	YES	YES	YES	
KANSAS		YES	YES	YES	YES	YES	YES	YES	YES	
MINNESOTA	YES	YES				YES	YES	YES	YES	
MISSISSIPPI			YES	YES	YES	YES	YES	YES	YES	
MISSOURI		YES	YES	YES	YES	YES	YES	YES	YES	
MONTANA			YES	YES	YES					
NEBRASKA		YES				YES	YES		YES	
NEVADA	YES	YES	YES	YES	YES	YES	YES	YES	YES	TDS
NORTH CAROLINA			YES	YES	YES		YES		YES	
NORTH DAKOTA	YES	YES	YES	YES	YES	YES	YES		YES	Court confiscation
OHIO	YES	YES				YES	YES	YES	YES	
OKLAHOMA	YES		YES	YES	YES	YES	YES			
SOUTH CAROLINA	YES	YES	YES	YES	YES	YES	YES	YES	YES	
SOUTH DAKOTA		YES	YES	YES	YES	YES	YES	YES	YES	
TENNESSEE		YES	YES	YES	YES	YES	YES	YES	YES	
TEXAS		YES	YES	YES	YES		YES	YES	YES	
UTAH	YES	YES	YES	YES	YES		YES	YES	YES	
WASHINGTON	YES	YES	YES	YES	YES	YES	YES	YES	YES	
WISCONSIN		YES	YES	YES	YES		YES	YES	YES	
WYOMING	YES	YES	YES	YES	YES		YES	YES	YES	
STATE POLICE						YES	YES	YES	YES	
ALASKA			YES	YES	YES	YES	YES	YES	YES	
ARKANSAS			YES		YES					
CONNECTICUT						YES	YES	YES	YES	
DELAWARE	YES	YES				YES	YES	YES	YES	
IDAHO			YES	YES	YES	YES	YES	YES	YES	
ILLINOIS	YES	YES			YES	YES	YES	YES	YES	
INDIANA	YES					YES	YES	YES	YES	
KENTUCKY		YES	YES	YES	YES	YES	YES	YES	YES	
LOUISIANA	YES	YES	YES	YES	YES	YES	YES			
MAINE	YES	YES				YES	YES			
MARYLAND	YES	YES					YES			
MASSACHUSETTS	YES	YES				YES	YES		YES	
MICHIGAN		YES					YES			
NEW HAMPSHIRE	YES	YES	YES	YES	YES	YES	YES			
NEW JERSEY	YES	YES				YES	YES	YES	YES	
NEW MEXICO			YES		YES	YES	YES		YES	
NEW YORK	YES	YES	YES	YES	YES	YES	YES			Court or hearing officer
OREGON		YES	YES	YES	YES		YES			
PENNSYLVANIA		YES	YES	YES	YES		YES			
RHODE ISLAND	YES	YES					YES			
VERMONT	YES	YES					YES			
VIRGINIA	YES	YES				YES	YES		YES	
WEST VIRGINIA			YES		YES					
DEPARTMENT OF LAW ENFORCEMENT FLORIDA										
CANADA										
ONTARIO		YES	YES		YES		YES	YES	YES	
QUEBEC	YES	YES	YES		YES					

RELATED EXECUTIVE, JUDICIAL AND LEGISLATIVE DATA

VIII. WRITTEN SPEED POLICY BY AGENCY	IX. EXTRA HAZARDOUS PURSUITS		X. COMPACTS		
	A. Maximum Speed for Routine Patrol	B. Maximum Speed in Response to an Emergency	A. Number of Extra Hazardous Pursuits Recorded in:		A. Non-Resident Violator Compact
			1972	1973	
HIGHWAY PATROLS					
ALABAMA	YES	YES			YES 25 states
ARIZONA	YES	YES			YES 28 states
CALIFORNIA					YES 28 states
COLORADO	YES				
FLORIDA	YES				YES All in drivers license compact
GEORGIA					YES 46 states
IOWA	YES				YES All states
KANSAS	YES				
MINNESOTA					
MISSISSIPPI					YES 37 states
MISSOURI					
MONTANA					
NEBRASKA	YES				YES 28 states
NEVADA					YES 43 states
NORTH CAROLINA	YES				YES Maryland, Delaware, New Jersey
NORTH DAKOTA	YES	YES			
OHIO	YES				
OKLAHOMA	YES				YES All
SOUTH CAROLINA					
SOUTH DAKOTA					YES 38 states
TENNESSEE					
TEXAS					
UTAH					
WASHINGTON					YES All states & Canadian Provinces
WISCONSIN			14	33	
WYOMING			2	1	
STATE POLICE					
ALASKA		YES			
ARIZONA					
CONNECTICUT					
DELAWARE			31	26	YES 3 states
IDAHO					YES All states
ILLINOIS					YES All states & Canadian Provinces
INDIANA					YES 26 states
KENTUCKY	YES				
LOUISIANA	YES	YES			
MAINE	YES	YES			YES 28 states
MARYLAND	YES				YES 4 states and D.C.
MASSACHUSETTS					YES New York & New England states
MICHIGAN	YES				YES Notices sent to 52 jurisdictions; receive from 32
NEW HAMPSHIRE	YES	YES			
NEW JERSEY					YES 4 states
NEW MEXICO	YES				
NEW YORK					YES 6 states
OREGON		YES			
PENNSYLVANIA	YES				
RHODE ISLAND	YES				YES Mass., Conn., Maine, N. Hamp., Vermont
VERMONT					YES New England states, New York
VIRGINIA					YES D.C., Maryland
WEST VIRGINIA	YES	YES			
DEPARTMENT OF LAW ENFORCEMENT FLORIDA					
CANADA					
ONTARIO					
QUEBEC					

X. COMPACTS

	B. Interstate Hot Pursuit of Traffic Violators and Misdemeanants	C. Uniform Hot Pursuit of Felons	D. Other Compacts
HIGHWAY PATROLS			
ALABAMA			
ARIZONA	YES	YES	California Highway Patrol; Mutual Aid agreement
CALIFORNIA		YES	Vehicle Equipment Safety, Prorate, Arizona Mutual Aid
COLORADO			
FLORIDA			
GEORGIA			
IOWA		YES	Drivers License Service Agreement; Drivers License Compact
KANSAS			
MINNESOTA			
MISSISSIPPI		YES	
MISSOURI			
MONTANA	YES	YES	
NEBRASKA			
NEVADA		YES	
NORTH CAROLINA			
NORTH DAKOTA	YES	YES	
OHIO		YES	
OKLAHOMA		YES	
SOUTH CAROLINA			
SOUTH DAKOTA			
TENNESSEE			
TEXAS			Uniform Act to secure witness, attendance from without state, Uniform Extradition Act
UTAH	YES		
WASHINGTON		YES	
WISCONSIN		YES	Vehicle equipment safety compact; AAMVA Vehicle Equip. Program, Uniform Extradition Act
WYOMING			
STATE POLICE			
ALASKA			
ARKANSAS		YES	Driver's License Compact
CONNECTICUT			
DELAWARE		YES	
IDAHO			Registration Reciprocal Agreement, Oregon, California, Washington
ILLINOIS			
INDIANA		YES	Computer-Interface with Illinois & Ohio for accessing motor vehicle & criminal record files
KENTUCKY			
LOUISIANA			
MAINE		YES	New England State Police compact
MARYLAND		YES	
MASSACHUSETTS		YES	
MICHIGAN	YES	YES	
NEW HAMPSHIRE	YES	YES	
NEW JERSEY		YES	
NEW MEXICO			Registration with adjacent commuters
NEW YORK	YES	YES	
OREGON			
PENNSYLVANIA		YES	
RHODE ISLAND	YES	YES	
VERMONT		YES	
VIRGINIA			
WEST VIRGINIA			
DEPARTMENT OF LAW ENFORCEMENT FLORIDA			
CANADA			
ONTARIO			
QUEBEC			

XI. FIREARMS CONTROL LEGISLATION

	A. Shoulder Weapons				
	1. Purchaser's Age Restricted	2. Possession of Loaded Weapon Restricted:			
		a. In Urban Area	b. Near Legislative Body	c. On Highway	d. In Vehicle
	MINIMUM AGE				
HIGHWAY PATROLS					
ALABAMA					
ARIZONA	YES	18			
CALIFORNIA	YES	18; 16 with parent	YES	YES	YES
COLORADO	YES	21	YES	YES	YES
FLORIDA	YES	18			
GEORGIA	YES	21			
IOWA					Public gathering
KANSAS				YES	YES
MINNESOTA					
MISSISSIPPI					
MISSOURI	YES	18			
MONTANA					Any polling place, school, church, public gathering
NEBRASKA					
NEVADA					Concealed
NORTH CAROLINA	YES	18	YES	YES	YES
NORTH DAKOTA					
OHIO	YES	18			YES
OKLAHOMA	YES	18		YES	YES
SOUTH CAROLINA				YES	
SOUTH DAKOTA					
TENNESSEE	YES	18			
TEXAS					For purpose of going armed
UTAH	YES	21			YES
WASHINGTON	YES	21			YES
WISCONSIN		Federal Law			YES
WYOMING	YES	19			YES
STATE POLICE					
ALASKA					
ARKANSAS					
CONNECTICUT					
DELAWARE	YES	18			
IDAHO					Concealed on person
ILLINOIS	YES	21	YES	YES	YES
INDIANA	YES	18			
KENTUCKY	YES	18			
LOUISIANA	YES	21			
MAINE	YES	16	YES		YES
MARYLAND	YES			YES	YES
MASSACHUSETTS	YES	17, with permit			YES
MICHIGAN	YES	18			YES
NEW HAMPSHIRE	YES				YES
NEW JERSEY	YES	18	YES	YES	YES
NEW MEXICO					YES
NEW YORK	YES	16			Loaded, concealed personal possession
OREGON	YES	18			Schools, some municipalities
PENNSYLVANIA	YES	18		YES	In vehicle in game area with light source
RHODE ISLAND	YES		YES	YES	Prohibited on street or public property in first class city
VERMONT	YES			YES	YES
VIRGINIA	YES			YES	YES
WEST VIRGINIA				YES	YES
DEPARTMENT OF LAW ENFORCEMENT FLORIDA					
CANADA					
ONTARIO	YES	14			YES
QUEBEC	YES	14	YES	YES	YES

XI. FIREARMS CONTROL LEGISLATION

	A. Shoulder Weapons			B. Handguns		
	3. "Loaded" Defined			4. Other Restrictions	1. Purchaser's Age Restricted	2. Concealment on Person Prohibited
	a. Round in Chamber	b. Round in Magazine	c. Other			
HIGHWAY PATROLS						
ALABAMA					YES 18	YES
ARIZONA					YES 18	YES
CALIFORNIA	YES	YES	Attached to weapon		YES 18; 16 with parent	YES
COLORADO	YES				YES 21	YES
FLORIDA	YES				YES 18	YES
GEORGIA		YES			YES 21	YES
IOWA	YES	YES			YES 18	YES
KANSAS						YES
MINNESOTA						
MISSISSIPPI					YES 18	YES
MISSOURI	YES	YES			YES 18	YES
MONTANA					YES 18	YES
NEBRASKA						YES
NEVADA	YES				YES 18	YES
NORTH CAROLINA	YES	YES			YES 18	YES
NORTH DAKOTA					YES 17	
OHIO	YES	YES	Ammo. ready at hand		YES 21	YES
OKLAHOMA	YES	YES			YES 18	YES
SOUTH CAROLINA					YES 21	YES
SOUTH DAKOTA					YES 18	YES
TENNESSEE					YES 21	YES
TEXAS					YES	YES
UTAH	YES				YES 21	YES
WASHINGTON	YES	YES			YES 21	YES
WISCONSIN	YES	YES			YES 18	YES
WYOMING					YES 19	YES
STATE POLICE						
ALASKA						YES
ARKANSAS						YES
CONNECTICUT						
DELAWARE		YES			YES 18	YES
IDAHO						YES
ILLINOIS	YES	YES			YES 21	YES
INDIANA					YES 18	YES
KENTUCKY		YES			YES 18	YES
LOUISIANA					YES 21	YES
MAINE	YES	YES			YES 16	YES
MARYLAND	YES	YES			YES 18	YES
MASSACHUSETTS		YES			YES 18	YES
MICHIGAN	YES	YES		Possession while under influ. of alcohol or drugs	YES 18	YES
NEW HAMPSHIRE	YES	YES	Rounds in cyl. or clip		YES 21	YES
NEW JERSEY	YES	YES		No transfer without police permit	YES 18	YES
NEW MEXICO		YES				YES
NEW YORK	YES	YES			YES 16	YES
OREGON		YES			YES 18	YES
PENNSYLVANIA	YES	YES			YES 18	YES
RHODE ISLAND	YES	YES			YES	YES
VERMONT	YES	YES				
VIRGINIA	YES					YES
WEST VIRGINIA	YES	YES				YES
DEPARTMENT OF LAW ENFORCEMENT						
FLORIDA						
CANADA						
ONTARIO	YES	YES			YES 18	YES
QUEBEC	YES	YES			YES 16	YES

XI. FIREARMS CONTROL LEGISLATION

	B. Handguns				
	3. Other Restrictions	4. Possession Restricted:			
		a. In Urban Areas	b. Near Legislative Body	c. On Highway	d. In Vehicle
HIGHWAY PATROLS					
ALABAMA					
ARIZONA					
CALIFORNIA	18" barrel shotgun, 16" barrel rifle, total length 26"	YES	YES	YES	YES
COLORADO	Sawed off under 18"				
FLORIDA	YES				
GEORGIA	15" barrel				
IOWA	18" barrel, 26" overall				Public gathering
KANSAS	18" barrel			YES	YES
MINNESOTA		Certain areas			
MISSISSIPPI	20" barrel				
MISSOURI	Same as federal				
MONTANA	18"				Polling place, school, church, public gathering
NEBRASKA					
NEVADA	12"				Concealed
NORTH CAROLINA	Sawed-off weapons prohibited				
NORTH DAKOTA		YES	YES	YES	YES
OHIO	18" barrel				
OKLAHOMA	18" barrel, 26" overall				
SOUTH CAROLINA					Loaded
SOUTH DAKOTA	16" barrel				
TENNESSEE	YES				YES
TEXAS	Prohibited in public (some exceptions)	YES	YES	YES	YES
UTAH	18" barrel				For purpose of going armed
WASHINGTON	Same as federal				Handgun—except by police officer and few others
WISCONSIN	Same as federal				Certain areas
WYOMING					
STATE POLICE					
ALASKA	Same as federal				
ARKANSAS	18" barrel				Flourishing, pointing, discharging in public place
CONNECTICUT					
DELAWARE	Unlawful to possess, buy, sell, transfer & receive				
IDAHO					When concealed on the person
ILLINOIS	Treasury Dept regulations	YES		YES	YES
INDIANA	Barrel length of less than 16"	YES			
KENTUCKY	Minimum length of barrel 18"				
LOUISIANA	YES				
MAINE					
MARYLAND					Felon
MASSACHUSETTS	Under 18" barrel	YES	YES	YES	YES
MICHIGAN	30" overall length is handgun	YES	YES	YES	YES
NEW HAMPSHIRE	Dangerous weapon				Possession while under influ. of alcohol or drugs
NEW JERSEY	No transfer of firearm without police permit	YES	YES	YES	YES
NEW MEXICO	Possession, loaded or concealed				On person concealed with a permit
NEW YORK	YES				Possession, loaded or concealed
OREGON	18" barrel				Schools
PENNSYLVANIA	24" barrel		YES		
RHODE ISLAND		YES	YES	YES	YES
VERMONT					Prohibited on street or pub. property in 1st class city
VIRGINIA	Full automatic and sawed-off				Some cities restrict
WEST VIRGINIA				YES	YES
DEPARTMENT OF LAW ENFORCEMENT					
FLORIDA					
CANADA					
ONTARIO	26" overall length must be registered				
QUEBEC	26" overall length	YES	YES	YES	YES
					Registration, permit to carry

XI. FIREARMS CONTROL LEGISLATION

	B. Handguns			6. Authority Who May Issue Concealed Weapon Permit	C. Law Enforcement Officers from Other States/ Provinces Permitted To Carry Firearms	RESTRICTION
	5. "Loaded" Defined					
	a. Round in Chamber	b. Round in Magazine	c. Other			
HIGHWAY PATROLS				Sheriff	YES	None
ALABAMA				No permits	YES	May not be concealed
ARIZONA				Police Chief, Sheriff	YES	On official duty
CALIFORNIA	YES	YES	Gun & cartge. on cap. grnds	Police Chief, Sheriff	YES	Official business
COLORADO	YES			County Commission	YES	Official business
FLORIDA	YES			None, only police may carry	YES	Official business
GEORGIA		YES		Commissioner of Public Safety; Sheriff		Not permitted by law, honored by custom
IOWA	YES	YES		Kans. Bureau of Invest., only for licensed detectvs.	YES	On official business
KANSAS					YES	None
MINNESOTA				Highway Patrol	YES	On official business
MISSISSIPPI		YES		None	YES	Continuous peaceable journey through state
MISSOURI	YES	YES		District Court Judge	YES	
MONTANA					YES	
NEBRASKA				Sheriff	YES	Official duty
NEVADA	YES			None	YES	If not concealed
NORTH CAROLINA	YES	YES		Sheriff	YES	
NORTH DAKOTA					YES	Acting within scope of duty, not concealed
OHIO	YES	YES	Ammo. ready at hand	No statute	YES	
OKLAHOMA	YES	YES		Commissioned officers	YES	On official business
SOUTH CAROLINA	YES			Sheriffs, Chiefs & Courts of Record	YES	Must be on duty
SOUTH DAKOTA					YES	On official bus.; after obtaining spec. permis.
TENNESSEE				No permit	YES	On official bus. as Law Enforcement Officer
TEXAS		YES		Commissioned by Police Agency	YES	On official business
UTAH	YES			Police, Sheriff		
WASHINGTON	YES	YES		Police Chief or County Sheriff		
WISCONSIN	YES	YES		Local jurisdiction	YES	On official business
WYOMING				Sheriff	YES	Official duty
STATE POLICE					YES	Official business
ALASKA					YES	If not concealed
ARKANSAS						
CONNECTICUT						
DELAWARE		YES		Chief Clerk		
IDAHO				County Sheriff		
ILLINOIS	YES	YES		Local Police Agencies		
INDIANA				State Police	YES	
KENTUCKY		YES			YES	On official business
LOUISIANA				No permits—must be bonded officer		
MAINE	YES	YES		State Police to non-res.; Police Chief & Selectmen	YES	Official business
MARYLAND	YES	YES		State Police	YES	On official duty
MASSACHUSETTS		YES		Comm. of Public Safety, Police Chief, Police Board	YES	With temporary license from Pub. Safety Comm.
MICHIGAN	YES	YES	Round in cylinder	County Boards	YES	
NEW HAMPSHIRE		YES		Res.—local police, mayor; Non-res.—Selectm., Ste. Pol.	YES	While on duty or must have permit
NEW JERSEY	YES	YES		County Court Judge after police check	YES	On official duty after notice to police or prosec.
NEW MEXICO		YES			YES	On duty
NEW YORK	YES	YES	Ammo. ready at hand	Court of Record	YES	On official duty
OREGON		YES		Sheriff	YES	
PENNSYLVANIA	YES	YES		Police Chief, Sheriff	YES	On official duty
RHODE ISLAND	YES	YES		Police Chief, Attorney General, State Police		
VERMONT					YES	
VIRGINIA	YES			Circuit Judge	YES	On official business
WEST VIRGINIA				Circuit Court—Public Notice & bond required	YES	On official business
DEPARTMENT OF LAW ENFORCEMENT						
FLORIDA						
CANADA				Registrar of Firearms	YES	Canadian, for duty purpose; Foreign, permit required
ONTARIO				Attorney General, Local Registrar	YES	While on duty
QUEBEC	YES	YES				

XI. FIREARMS CONTROL LEGISLATION

	D. Purchase of Ammunition Restricted					E. Stop and Frisk Statute			
	1. By Age	2. ID Required	3. Record of Purchaser Required (Name, etc.)	4. Other	1. Date Enacted	2. Subject May Be Transported During Detention	3. Maximum Time Period without Arrest		
								TIME PERIOD	
HIGHWAY PATROLS									
ALABAMA					YES	1971			
ARIZONA	YES	YES	18						
CALIFORNIA	YES	YES	Should.-18; Hand.-21	YES	Handgun only				
COLORADO	YES	YES	16	YES	YES				
FLORIDA					YES	1969			
GEORGIA									
IOWA	YES			YES					
KANSAS				YES	YES	YES	1970		
MINNESOTA									
MISSISSIPPI	YES	YES	18	YES	YES				
MISSOURI	YES			YES	YES				
MONTANA					YES	1974	YES	YES	
NEBRASKA					YES	1965			
NEVADA	YES	YES	18	YES	YES	YES	1973	YES	
NORTH CAROLINA	YES	YES	18	YES	YES	YES		15 minutes	
NORTH DAKOTA					YES	1969	YES		
OHIO									
OKLAHOMA									
SOUTH CAROLINA	YES	YES	21						
SOUTH DAKOTA									
TENNESSEE	YES	YES	21	YES	YES				
TEXAS									
UTAH	YES	YES	21	YES	YES				
WASHINGTON	YES	YES	21-pistol amm.; 18-22 cal	YES	YES				
WISCONSIN						Federal Law	YES	1970	
WYOMING			Federal Law						
STATE POLICE									
ALASKA				YES	YES				
ARKANSAS						Federal Law	YES	1969	
CONNECTICUT							YES	YES	
DELAWARE	YES	YES	18				YES	2 hours	
IDAHO									
ILLINOIS	YES	YES	21	YES	YES		YES	Reas. period	
INDIANA						Federal Law			
KENTUCKY									
LOUISIANA	YES	YES	18	YES	YES				
MAINE	YES	YES	16	YES	YES				
MARYLAND						YES	1972	YES	
MASSACHUSETTS	YES	YES	15	YES	YES	YES	1967	YES	
MICHIGAN									
NEW HAMPSHIRE	YES	YES	16			YES	1941	YES	
NEW JERSEY	YES	YES	18	YES	YES			4 hours	
NEW MEXICO				YES	YES				
NEW YORK	YES	YES	16	YES		Only licen. owners may buy handgun ammo	YES	1971	
OREGON							YES	1973	
PENNSYLVANIA	YES	YES	18						
RHODE ISLAND	YES	YES	16				YES	YES	
VERMONT				YES	YES				
VIRGINIA							YES	1970	
WEST VIRGINIA									
DEPARTMENT OF LAW ENFORCEMENT									
FLORIDA									
CANADA									
ONTARIO	YES	YES	14			Court may forbid possession after firearm or ammo. conviction	YES		
QUEBEC									

RELATED EXECUTIVE, JUDICIAL AND LEGISLATIVE DATA

XII. DRUG ABUSE CONTROL

	A. Statute Delegates Responsibilities for Drug Abuse Control		B. Specialized Agency/Unit for Drug Control				Chain of Command to the Specialized Agency:
	1. Enforcement Your Agency's Responsibility	2. Your Agency Has Concurrent Jurisdiction with Other Agencies	1. Top Executive		2. Next Level		
			GOVERNOR	OTHER			
HIGHWAY PATROLS							Director of Public Safety, Director of Public Health
ALABAMA		YES	YES	YES	YES		Director of Public Safety
ARIZONA			YES	YES	YES		Attorney General
CALIFORNIA	YES			YES	YES		
COLORADO	YES			YES	YES		
FLORIDA	YES						
GEORGIA	YES		YES	YES			Commissioner of Public Safety
IOWA	YES		YES	YES	YES		Attorney General
KANSAS	YES		YES	YES			
MINNESOTA	YES		YES	YES			
MISSISSIPPI	YES	YES		YES			
MISSOURI			YES				
MONTANA	YES		YES				State Patrol
NEBRASKA	YES	YES	YES	YES	YES		Law Enforcement Assistance Agency
NEVADA	YES			YES	YES		Attorney General
NORTH CAROLINA	YES		YES	YES	YES		
NORTH DAKOTA	YES						
OHIO	YES		YES	YES	YES		
OKLAHOMA	YES		YES	YES	YES		
SOUTH CAROLINA	YES		YES	YES	YES		Department of Health
SOUTH DAKOTA	YES		YES	YES	YES		Department of Safety
TENNESSEE	YES	YES		YES	YES	Public Safety Commission	Department of Public Safety
TEXAS	YES	YES		YES	YES		Department of Public Safety
UTAH			YES	YES	YES		State Patrol
WASHINGTON	YES	YES		YES	YES		Attorney General
WISCONSIN	YES		YES		YES		Attorney General
WYOMING	YES	YES		YES	YES		
STATE POLICE				YES	YES		Department of Public Safety
ALASKA	YES	YES	YES	YES	YES		Department of Public Safety
ARKANSAS	YES	YES		YES	YES		
CONNECTICUT				YES	YES		State Police
DELAWARE	YES	YES		YES	YES		Department of Law Enforcement
IDAHO				YES	YES		Department of Law Enforcement
ILLINOIS	YES	YES	YES	YES	YES	Advisory Committee	Department of Mental Health
INDIANA	YES	YES	YES	YES	YES		Secretary of Justice
KENTUCKY	YES	YES	YES	YES			
LOUISIANA	YES	YES					Department of Health and Welfare
MAINE			YES	YES	YES		Department of Health and Mental Hygiene
MARYLAND			YES	YES	YES		State Police
MASSACHUSETTS	YES	YES		YES	YES		State Police
MICHIGAN	YES	YES	YES	YES	YES		
NEW HAMPSHIRE			YES				
NEW JERSEY	YES	YES	YES				
NEW MEXICO	YES	YES	YES				
NEW YORK	YES		YES	YES			State Police
OREGON	YES		YES	YES	YES		Secretary of Health and Welfare
PENNSYLVANIA	YES		YES	YES	YES		
RHODE ISLAND	YES		YES	YES	YES		Commissioner of Public Safety
VERMONT			YES	YES	YES		
VIRGINIA	YES	YES		YES	YES		State Police
WEST VIRGINIA	YES	YES		YES	YES		
DEPARTMENT OF LAW ENFORCEMENT FLORIDA							
CANADA			YES				
ONTARIO			YES				
QUEBEC							

RELATED EXECUTIVE, JUDICIAL AND LEGISLATIVE DATA

XII. DRUG ABUSE CONTROL

	B. Specialized Agency/Unit for Drug Control	C. State/Province Legislation Similar to Controlled Substances Act	XIII. ALCOHOL	
			A. State/Province Commission for Study of Alcohol	COMMISSION RECEIVES FEDERAL FUNDING FOR PROJECT PROPOSALS
3. Next Level	4. Specialized Agency/Unit	RECORDS EXPANDED TO CONFORM WITH ACT		
HIGHWAY PATROLS				
ALABAMA		Narcotics Unit; Division Investigation Unit	YES	YES
ARIZONA	Criminal Investigation Division	Narcotics Enforcement Section	YES	
CALIFORNIA	Division of Law Enforcement	Bureau of Narcotic Enforcement	YES	YES
COLORADO		Department of Health		YES
FLORIDA			YES	YES
GEORGIA		Georgia Bureau of Investigation	YES	YES
IOWA		Narcotic & Drug Enforcement Division	YES	YES
KANSAS	Bureau of Investigation	Drug Control Unit	YES	YES
MINNESOTA				YES
MISSISSIPPI		Bureau of Narcotics	YES	YES
MISSOURI				YES
MONTANA			YES	YES
NEBRASKA	Special Services	Criminal Division	YES	YES
NEVADA		Narcotics Division	YES	YES
NORTH CAROLINA		State Bureau of Investigation	YES	YES
NORTH DAKOTA			YES	YES
OHIO		Attorney General		
OKLAHOMA		State Bureau of Investigation	YES	YES
SOUTH CAROLINA		State Law Enforcement Division	YES	YES
SOUTH DAKOTA		Division of Drug and Substance Control	YES	YES
TENNESSEE	Bureau of Criminal Identification	Narcotics and Dangerous Drug Unit	YES	YES
TEXAS	Criminal Law Enforcement Division	Narcotics Service	YES	YES
UTAH		Liquor Law Enforcement Division	YES	YES
WASHINGTON		Special Services Division; Technical Services Division	YES	YES
WISCONSIN	Division of Criminal Investigation	Dangerous Drug and Narcotics Bureau	YES	YES
WYOMING			YES	
STATE POLICE				
ALASKA		Criminal Investigation Bureau		YES
ARKANSAS	State Police Division	Criminal Investigation Section	YES	YES
CONNECTICUT				
DELAWARE	City Police	Governor's Strike Force	YES	YES
IDAHO	Police Services Division	Bureau of Narcotics and Dangerous Drugs	YES	
ILLINOIS		Bureau of Investigation	YES	YES
INDIANA		Drug Abuse Division	YES	YES
KENTUCKY	State Police	Director of Criminal Investigation	YES	YES
LOUISIANA				
MAINE		Office of Alcohol & Drug Abuse Prevention	YES	YES
MARYLAND		Division of Drug Control	YES	YES
MASSACHUSETTS		Narcotics and Drug Intelligence Units	YES	YES
MICHIGAN	Detective Division	Narcotic Unit	YES	YES
NEW HAMPSHIRE				YES
NEW JERSEY			YES	YES
NEW MEXICO			YES	YES
NEW YORK			YES	YES
OREGON		Criminal Division		YES
PENNSYLVANIA		Bureau of Drug Control	YES	YES
RHODE ISLAND		Department of Health	YES	YES
VERMONT	Bureau of Criminal Investigation	Drug Unit		YES
VIRGINIA			YES	YES
WEST VIRGINIA		Special Unit	YES	YES
DEPARTMENT OF LAW ENFORCEMENT FLORIDA				
CANADA			YES	YES
ONTARIO			YES	YES
QUEBEC				YES

RELATED EXECUTIVE, JUDICIAL AND LEGISLATIVE DATA

XIII. ALCOHOL

	B. Your Agency Has Projects Under Study To Control Alcoholism	C. Your Agency Has Selective Enforcement To Combat Alcohol-Related Offenses	D. Legal Age for Consumption/Possession of Alcohol is Less Than 21	1. Distinction between Fermented and Distilled Beverages for Those under 21		2. Data Collected Distinguishes Alcohol-Related Offenses between the over- and under-21		DATA SHOW SIGNIFICANT INCREASE IN ALCOHOL RELATED OFFENSES SINCE LEGAL AGE LOWERED FROM 21
HIGHWAY PATROLS								
ALABAMA		YES						
ARIZONA	YES	YES	YES					
CALIFORNIA								
COLORADO			YES					
FLORIDA	YES	YES	YES		YES			
GEORGIA		YES	YES					
IOWA	YES	YES	YES	YES	YES	YES		
KANSAS		YES	YES	YES	YES	YES		
MINNESOTA		YES	YES					
MISSISSIPPI								
MISSOURI								
MONTANA	YES	YES	YES					
NEBRASKA			YES					
NEVADA			YES	YES				
NORTH CAROLINA		YES	YES					
NORTH DAKOTA								
OHIO		YES		YES				
OKLAHOMA		YES	YES	YES				
SOUTH CAROLINA			YES	YES				
SOUTH DAKOTA	YES	YES	YES	YES				
TENNESSEE		YES	YES					
TEXAS	YES	YES	YES					
UTAH		YES						
WASHINGTON		YES						
WISCONSIN	YES	YES	YES	YES				
WYOMING	YES							
STATE POLICE								
ALASKA			YES					
ARKANSAS		YES						Department of Public Safety
CONNECTICUT								
DELAWARE		YES						Department of Public Safety
IDAHO		YES	YES	YES	YES			Attorney General
ILLINOIS								Department of Law Enforcement
INDIANA		YES						State Police
KENTUCKY	YES	YES						Secretary of Justice
LOUISIANA			YES		YES	YES		State Police
MAINE	YES	YES	YES	YES				Commissioner of Public Safety
MARYLAND		YES	YES	YES				State Police
MASSACHUSETTS	YES	YES	YES					
MICHIGAN		YES	YES					State Police
NEW HAMPSHIRE		YES	YES					
NEW JERSEY	YES	YES	YES					Attorney General
NEW MEXICO							YES	Commission on Organized Crime
NEW YORK		YES	YES					
OREGON		YES						Commission on Organized Crime
PENNSYLVANIA			YES					Attorney General
RHODE ISLAND			YES					State Police
VERMONT		YES	YES	YES				
VIRGINIA			YES					State Police
WEST VIRGINIA			YES					
DEPARTMENT OF LAW ENFORCEMENT								
FLORIDA								State Cabinet
CANADA								
ONTARIO		YES	YES					Solicitor General
QUEBEC			YES					Department of Justice

RELATED EXECUTIVE, JUDICIAL AND LEGISLATIVE DATA

XIV. ORGANIZED CRIME

	A. Coordinated Efforts in Your State/Province To Combat Organized Crime			B. Your State/Province Has Special Agency To Investigate Organized Crime		
	1. Federal Agencies Informed of Your Activities	2. Your Agency is the Co-ordinator of Activities Against Organized Crime		Chain of Command to this Special Agency:		2. Next Level
				1. Top Executive	GOVERNOR	
HIGHWAY PATROLS						
ALABAMA				YES	YES	Department of Public Safety
ARIZONA				YES	YES	Department of Public Safety
CALIFORNIA	YES	YES	Auto theft only	YES	YES	Attorney General
COLORADO	YES	YES		YES	YES	
FLORIDA	YES	YES		YES		
GEORGIA	YES	YES	YES	YES		
IOWA	YES	YES	YES	YES	YES	Commissioner of Public Safety
KANSAS	YES	YES		YES	YES	Attorney General
MINNESOTA	YES	YES		YES	YES	
MISSISSIPPI	YES	YES	YES	YES		
MISSOURI						
MONTANA	YES	YES				
NEBRASKA	YES	YES	YES			
NEVADA						
NORTH CAROLINA	YES	YES		YES	YES	Attorney General
NORTH DAKOTA	YES	YES	YES		YES	
OHIO	YES	YES		YES	YES	
OKLAHOMA	YES	YES		YES	YES	
SOUTH CAROLINA	YES	YES		YES	YES	
SOUTH DAKOTA	YES	YES	YES			
TENNESSEE	YES	YES	YES	YES	YES	Commissioner of Safety
TEXAS	YES	YES	YES	YES	YES	Public Safety Commission
UTAH						
WASHINGTON	YES	YES	YES	YES	YES	State Patrol
WISCONSIN	YES	YES		YES	YES	Attorney General
WYOMING						
STATE POLICE						
ALASKA	YES	YES	YES	YES	YES	
ARKANSAS	YES	YES	YES	YES	YES	Department of Public Safety
CONNECTICUT						
DELAWARE	YES	YES	YES	YES	YES	Department of Public Safety
IDAHO				YES	YES	Attorney General
ILLINOIS	YES	YES	YES	YES	YES	Department of Law Enforcement
INDIANA	YES	YES	YES	YES	YES	State Police
KENTUCKY	YES	YES	YES	YES	YES	Secretary of Justice
LOUISIANA	YES	YES	YES	YES	YES	State Police
MAINE	YES	YES	YES	YES	YES	Commissioner of Public Safety
MARYLAND	YES	YES	YES	YES	YES	State Police
MASSACHUSETTS		YES	YES	YES		
MICHIGAN	YES	YES	YES	YES	YES	State Police
NEW HAMPSHIRE						
NEW JERSEY	YES	YES	YES	YES	YES	Attorney General
NEW MEXICO	YES	YES	YES	YES	YES	Commission on Organized Crime
NEW YORK	YES	YES		YES		
OREGON	YES	YES		YES		Commission on Organized Crime
PENNSYLVANIA	YES	YES	YES	YES	YES	Attorney General
RHODE ISLAND	YES	YES		YES	YES	State Police
VERMONT						
VIRGINIA	YES	YES	YES	YES	YES	State Police
WEST VIRGINIA	YES	Some	YES			
DEPARTMENT OF LAW ENFORCEMENT						
FLORIDA	YES	YES	YES	YES	YES	State Cabinet
CANADA						
ONTARIO	YES	YES	YES	YES	YES	Solicitor General
QUEBEC	YES	YES	YES			Department of Justice

XIV. ORGANIZED CRIME

	B. Your State/Province Has Special Agency To Investigate Organized Crime	C. State/Province Uniform Reporting Procedure to Single Agency for Organized Crime Intelligence Information	
	Chain of Command to this Special Agency:		
	3. Next Level	4. Operating Special Agency Unit	
HIGHWAY PATROLS			
ALABAMA		YES	
ARIZONA		Criminal Investigation Division	YES
CALIFORNIA	Division of Law Enforcement	Director of Organized Crime	
COLORADO		State Bureau of Investigation	
FLORIDA			YES
GEORGIA		State Bureau of Investigation	YES
IOWA	Bureau of Criminal Investigation	Conspiracy Unit	YES
KANSAS	Bureau of Investigation	Organized Crime Unit	YES
MINNESOTA		Attorney General	
MISSISSIPPI		Attorney General	YES
MISSOURI			
MONTANA			
NEBRASKA			
NEVADA			
NORTH CAROLINA		State Bureau of Investigation	YES
NORTH DAKOTA		Bureau of Criminal Investigation	YES
OHIO		Attorney General	
OKLAHOMA		State Bureau of Investigation	YES
SOUTH CAROLINA		State Law Enforcement Division	YES
SOUTH DAKOTA			
TENNESSEE	Tennessee Bureau of Investigation	Organized Crime Unit	
TEXAS	Criminal Law Enforcement Division	Organized Crime Unit	YES
UTAH			
WASHINGTON		Organized Crime Intelligence Unit	YES
WISCONSIN	Division of Criminal Investigation	Bureau of Organized Crime	
WYOMING			
STATE POLICE			
ALASKA			
ARKANSAS	Division of State Police	Criminal Investigation Section	
CONNECTICUT			
DELAWARE		Central Intelligence	YES
IDAHO			
ILLINOIS		State Bureau of Investigation	YES
INDIANA		Crime Information Center	YES
KENTUCKY	State Police	Director of Criminal Investigation	
LOUISIANA		Intelligence Unit	YES
MAINE	State Police	Intelligence Unit	
MARYLAND	Organized Crime Unit	Intelligence Section	
MASSACHUSETTS			YES
MICHIGAN	Detective Division	Organized Crime Unit	YES
NEW HAMPSHIRE			
NEW JERSEY	State Police; Organized Crime Task Force	Organized Crime Unit	
NEW MEXICO		State Police	
NEW YORK			
OREGON	Chief Counsel	Special Investigation Division	
PENNSYLVANIA		Crime Commission	
RHODE ISLAND		Intelligence Division	
VERMONT			
VIRGINIA		Unit	YES
WEST VIRGINIA			
DEPARTMENT OF LAW ENFORCEMENT			
FLORIDA		Division of Law Enforcement	
CANADA			
ONTARIO	Provincial Police	Intelligence Branch	YES
QUEBEC		Research Bureau on Organized Crime	YES

ADMINISTRATION

Agency Type, Command Chain

A few years ago, the various types of state law enforcement agencies could easily be assigned to their respective categories; but as time passed, differences among them have blurred. The agencies with a uniformed field force which performed patrol duty were readily differentiated from those state-level law enforcement units which were either specialized investigative organizations with narrow responsibilities (drugs, organized crime or liquor law enforcement, for example) or investigators assigned to especially important or sensitive cases under the direction of the governor or his attorney general. However, as populations increased, so did the numbers of governmental employees and organizations; and governors were no longer able to administer the many agencies personally. Much reorganization to decentralize and shorten spans of control has resulted.

Although the uniformed field patrol forces of the state police and highway patrols still can be readily identified, as the chains of command are followed up beyond the commanders of the uniformed patrol units, it is possible to reach a level in many jurisdictions at which the responsibility for providing *police* services is no longer the sole objective of the organization as a whole. For example, an agency head may supervise not only the uniformed force but also correctional services, fish and game wardens, fire protection services, driver and vehicle licensing, the prosecutor, etc., or some combination thereof.

Under other types of reorganizations, there is little doubt that law enforcement is the major objective of the newly created agencies; however, the question has become that of deciding whether or not they still should be categorized as highway patrols and state police. The numbers of departments of public safety has been growing, and it is common to include within such departments those specialized investigative and support units which were formerly located elsewhere. The responsibilities of departments of public safety in some states are similar to those of attorneys general or departments of justice in others. Intelligence, organized crime, and other specialized units have been added to some highway patrols, thus broadening their law enforcement responsibilities.

The responding agencies have been included in the same categories as they were carried in the *1972 Report*; however, they were asked in the resource document to indicate the appropriate category for their department. Readers are advised to check the response

to this question and trace the chains of command in the data tables for more precise information concerning the respective reporting agencies.

The agencies responding to the *Comparative Data Report's* resource document are all members of the Division of State and Provincial Police of the International Association of Chiefs of Police. They have been categorized in the data tables according to type of service and area of responsibility as:

1. Highway patrol—state law enforcement agency with a uniformed field patrol force. Police services restricted to or concentrated on traffic, vehicle, and highway related activities.
2. State police—state law enforcement agency with a uniformed field patrol force. Responsible for general police services and activities.
3. Department of law enforcement—state law enforcement agency without a uniformed field patrol force. Responsible for criminal law investigations generally rather than concentrating in a specialized category of offenses or specifically assigned sensitive cases.
4. Provincial police—provincial law enforcement agency with a uniformed field patrol force. Responsible for general police services and activities.

The chain of command from the position of ultimate responsibility to the head of the state police or highway patrol agency can be of various patterns. The state's governor is ordinarily the executive officer bearing the ultimate responsibility for the state police or highway patrol agency of his state. However, in three states the responsibility has been placed in a board or commission, and in one state an elected attorney general is the top executive official above the highway patrol of that state.

The most prevalent next-in-command to the governor is an appointed cabinet officer. This officer may be the attorney general or the secretary or commissioner of public safety, justice, motor vehicles, highways, transportation, etc. The great majority (35) of state police and highway patrols are units of a larger state agency.

The next most common official directly supervised by the governor is the law enforcement agency head. The executives in charge of five highway patrols and nine state police organizations report directly to their governors.

The location of the highway patrols and state police agencies within the governmental structures are as follows:

	Highway Patrols		State Police	
	Num-ber	Per-cent	Num-ber	Per-cent
Agency within: Department of Public Safety	11	42	11	48
Transportation/ Highway Department	9	35	1*	4
Department of Justice/Attorney General	1	4	2	9
Agency Head Reports Directly to Governor (Separate Agency)	5	19	9	39
Total	26	100	23	100

*This state police was within a larger agency entitled "Transportation and Public Safety."

The head of the one responding department of law enforcement is directly under the supervision of the state's governor, and both provincial police agencies are within departments which would correspond with a state's justice or attorney general's office.

	Sworn Officers, Total	Female Officers			Civilian Employees	Total Personnel	Percent Sworn
		1973	1974	On Patrol			
(26) Highway Patrols	21,438	4	40	5	10,051	31,489	68
(23) State Police	23,477	50	66	37	7,188	30,665	77
Total	44,915	54	106	42	17,239	62,154	
(1) Department of Law Enforcement	151	2	1	N/A	434	585	26
(2) Provincial Police	7,904	None	30	30	2,146	10,050	77

The information contained within this Report concerns the activities of 72,789 public employees who provide police services at the state and provincial level of government. The average sworn personnel strength of highway patrols is 825, with a range of 93 to 5,555. The

Although the differences may be accounted for to some extent by the construction of the questionnaires, agency positions within the governmental structure show some changes between the 1972 and present Report, for example:

	Highway Patrols		State Police	
	1972	1974	1972	1974
Agency within De- partment of Public Safety	6	11	2	11
Agency Head Reports Directly to Governor (Separate Agency)	11	5	9	9

Notwithstanding the positions of the various reporting agencies in the governmental organization, 15 of the highway patrol and 22 of the state police agency heads indicate that they report directly to their state's governor as a standard practice for the purpose of facilitating communication.

Number of Agency Employees

The departments report their present strength as follows:

average sworn personnel strength of state police is 1,020, with a range of 172 to 3,935. The average civilian employee strength of highway patrols is 387, with a range of 17 to 1,929. The average civilian employee strength of state police is 313, with a range of 10 to 763.

State and Provincial Police Agencies Ranked by Total Personnel Employed

State/Province	Highway Patrol	State/ Provincial Police
1. California	(1) 7,484	
2. Ontario		(1) 5,106
3. Quebec		(2) 4,944
4. Pennsylvania		(3) 4,690
5. Texas	(2) 4,160	
6. New York		(4) 3,893
7. Michigan		(5) 2,705
8. New Jersey		(6) 2,463
9. Illinois		(7) 2,268
10. Ohio	(3) 2,119	
11. Maryland		(8) 1,936
12. Florida HP	(4) 1,591	
13. Missouri	(5) 1,507	
14. Virginia		(9) 1,496
15. North Carolina	(6) 1,425	
16. Indiana		(10) 1,381
17. Massachusetts		(11) 1,288
18. Georgia	(7) 1,262	
19. Washington	(8) 1,247	
20. Kentucky		(12) 1,215
21. Connecticut		(13) 1,190
22. Arizona	(9) 1,174	
23. Louisiana		(14) 1,123
24. Tennessee	(10) 1,099	
25. Oregon		(15) 1,079
26. Alabama	(11) 1,023	
27. Oklahoma	(12) 1,019	
28. Mississippi	(13) 863	
29. South Carolina	(14) 841	
30. Colorado	(15) 762	
31. West Virginia		(16) 699
32. Minnesota	(16) 631	
33. Wisconsin	(17) 627	
34. Arkansas		(17) 588
35. Florida DCLE		(18) 585
36. Delaware		(19) 533
37. Nebraska	(18) 494	
38. Kansas	(19) 469	
39. New Mexico		(20) 467
40. Iowa	(20) 424	
41. Maine		(21) 401
42. Utah	(21) 396	
43. Alaska		(22) 367
44. Vermont		(23) 355
45. Montana	(22) 305	
46. New Hampshire		(24) 263
47. Rhode Island		(25) 205
48. Idaho		(26) 195
49. Nevada	(23) 186	
50. South Dakota	(24) 164	
51. Wyoming	(25) 146	
52. North Dakota	(26) 113	

Agency Growth

The state agencies involved in this series of reports are continuing their growth. The following information is contained in previous Comparative Data Reports:

	Sworn Officers	Civilian Em- ployees	Total Strength	Per- cent Sworn
(26) Highway Patrols	20,228	8,815	29,043	69.6
(22) State Police	20,583	6,143	26,726	77.0
Total	40,811	14,958	55,769	

1970 Report				
(25) Highway Patrol	18,494	8,506	27,000	68.5
(23) State Police	20,018	5,576	25,594	78.2
Total	38,512	14,082	52,594	

1969 Report				
(26) Highway Patrol	18,037	8,821	26,858	67.2
(23) State Police	18,975	4,899	23,874	79.5
Total	37,012	13,720	50,732	

1968 Report				
(25) Highway Patrol	15,936	7,811	23,747	67.1
(23) State Police	18,058	4,938	22,996	78.5
Total	33,994	12,749	46,743	

Growth of Sworn Personnel

	Sworn Officers	Percent Change
Highway Patrol	2,101	13.2
State Police	917	5.1
Total	3,018	8.9

1969-1970	
Highway Patrol	457
State Police	1,043
Total	1,500

1970-1972	
Highway Patrol	1,734
State Police	565
Total	2,299

1972-1974	
Highway Patrol	1,210
State Police	2,894
Total	4,104

Growth, 1968-1974

	Number of Sworn Officers	Percent Change
Highway Patrol	5,502	34.5
State Police	5,419	30.0
Total	10,921	32.1

First-Line Supervisors to Subordinates

	Next Level	Next Level
Highway Patrols	1 to 8.6	1 to 3.5
Range	3.1 to 13	1 to 7
State Police	1 to 9.1	1 to 3.9
Range	4 to 25	.9 to 10

Previous *Comparative Data Reports* reported as follows:

1972

	Sergeants to Troopers	Lieutenants to Sergeants	Captains to Lieutenants
Highway Patrol	1 to 9.1	1 to 3.4	1 to 2.8
State Police	1 to 8.4	1 to 4.4	1 to 2.8

1970

	Sergeants to Troopers	Lieutenants to Sergeants	Captains to Lieutenants
Highway Patrol	1 to 6.7	1 to 3.2	1 to 2.1
State Police	1 to 7.9	1 to 4.0	1 to 2.4

Span of Control

This year's resource document was reworded so that responding agencies were asked to designate the rank within their organizations at which the responsibility for first-line supervision had been assigned and spans of control were determined from this point. Previous questionnaires had requested information concerning the ratios of troopers to sergeants, sergeants to lieutenants, etc. Departments' average spans of control in their uniformed field forces according to the 1974 resource documents are:

Time Expenditure

Average Time Expenditure of Total Agency Personnel in Percent

	Traffic	Crime	Administration	Special Services	Other
Highway Patrol	67	4	15	7	17
Range	39 to 98	.4 to 13	2 to 48	.7 to 16	2 to 37
State Police	47	16	19	11	15
Range	10 to 77	.2 to 37	5 to 37	.5 to 29	7 to 27
Florida Department of Criminal Law Enforcement	0	26	5	0	69
Ontario	23	23	45	4	5
Quebec	55	—	—	—	—

The above indicates that highway patrol personnel still spend considerably more time on traffic services than do state police and that the state police are more involved in crime-related police services.

Budget

Budget totals are steadily climbing. The responding departments' budget totals for the years indicated are:

	Fiscal Year		
	Previous	Current	Next
Highway Patrols	\$511,899,620	\$570,376,559	\$651,179,200
State Police	495,894,230	566,243,307	645,000,035
Totals	\$1,007,793,850	\$1,136,619,866	\$1,296,179,235

The figures show that total expenditures by state police and highway patrols over the three-year period reported rose 28.6 percent. The average cost per person for state police services is \$5.64 and for highway patrol services is \$5.31 during the current fiscal year.

Highway patrols average 69.7 percent (range, 59 to 84 percent) of their budget expenditures for personnel, with 54.2 percent (range, 31 to 68 percent) being spent for the services of sworn personnel. State police agencies average 69.1 percent (range, 47 to 85 percent) of their expenditures for personnel, with 56.8 percent (range, 34 to 77 percent) being paid for the services of sworn personnel.

The highway patrol average for all transportation expenditures is 15.3 percent (range, 5.5 to 27 percent), and for state police, the average is 12.3 percent (range, 5.6 to 19 percent). The percentages of budget total spent for the materials listed below are:

	Vehicle Purchase		Fuel and Lubricants	
	Last Year	This Year	Next Year	Next Year
Highway Patrols	6.6	5.6	6.2	6.8
Range	(3.5 to 14)	(2.6 to 13)	(3 to 15)	(2 to 17)
State Police	5.6	4.4	4.6	4.8
Range	(.2 to 11)	(1.9 to 8.4)	(2.5 to 9)	(2.7 to 8)

Highway Patrols Ranked by Salaries of Troopers/Patrolmen

Start	Overall Rank	Top	Overall Rank	
1. California	\$12,648	2	1. Missouri	\$16,800
2. Ohio	11,066	5	2. Iowa	14,856
3. Washington	10,634	8	3. California	14,616
4. Minnesota	10,440	9	4. Georgia	14,068
5. Nevada	10,287	11	5. Ohio	13,874
6. Mississippi	10,032	14	6. Washington	13,872
7. Missouri	9,900	16	7. Minnesota	13,596
8. Arizona	9,876	17	8. Colorado	13,536
9. Nebraska	9,648	18	9. Nebraska	13,452
10. Colorado	9,624	19	10. Arizona	13,414
11. Wisconsin	9,375	22	11. Nevada	12,915
12. North Carolina	9,276	24	12. Mississippi	12,816
13. Florida	9,187	25	13. North Carolina	12,816
14. South Dakota	9,120	26	14. Wisconsin	12,711
15. Texas	8,916	30	15. South Dakota	12,600
16. Utah	8,892	31	16. Utah	12,564
17. North Dakota	8,736	34	17. Florida	12,507
18. Montana	8,553	35	18. Montana	12,360
19. Iowa	8,496	36	19. Wyoming	12,324
20. Kansas	8,484	37	20. South Carolina	11,500
21. Alabama	8,229	39	21. North Dakota	11,064
22. Georgia	8,210	40	22. Kansas	10,836
23. Wyoming	8,148	41	23. Tennessee	10,752
24. Tennessee	7,692	45	24. Texas	10,512
25. South Carolina	7,200	48	25. Alabama	10,387
26. Oklahoma	7,200	49	26. Oklahoma	9,900

**State and Provincial Police
Ranked by Salaries of Troopers/Constables**

Start		Overall Rank	Top		Overall Rank
1. Alaska	\$14,412	1	1. Alaska	\$17,340	1
2. Pennsylvania	11,852	3	2. Illinois	16,608	3
3. New York	11,090	4	3. Pennsylvania	15,333	4
4. Illinois	10,896	6	4. Rhode Island	14,849	6
5. Ontario	10,835	7	5. Oregon	14,688	7
6. Rhode Island	10,338	10	6. Kentucky	14,556	9
7. Massachusetts	10,228	12	7. Quebec	13,840	13
8. Michigan	10,189	13	8. Michigan	13,718	14
9. Connecticut	9,914	15	9. Ontario	13,536	17
10. Maryland	9,591	20	10. New Jersey	13,527	18
11. Delaware	9,500	21	11. New York	13,470	19
12. Indiana	9,308	23	12. Maryland	13,117	22
13. New Jersey	9,088	27	13. Delaware	12,950	23
14. Oregon	9,012	28	14. Massachusetts	12,776	27
15. Kentucky	8,940	29	15. New Hampshire	12,666	29
16. Virginia	8,784	32	16. Indiana	12,662	30
17. New Hampshire	8,758	33	17. Virginia	12,528	33
18. Idaho	8,292	38	18. New Mexico	12,420	35
19. Maine	8,091	42	19. Connecticut	12,254	38
20. Quebec	8,010	43	20. Vermont	11,492	40
21. West Virginia	7,884	44	21. Idaho	11,292	41
22. New Mexico	7,560	46	22. West Virginia	11,172	42
23. Arkansas	7,423	47	23. Maine	10,686	46
24. Vermont	7,124	50	24. Louisiana	10,635	47
25. Louisiana	6,583	51	25. Arkansas	10,088	50

The median starting base salary for all responding agencies is \$9,120 per year, and the median top base salary is \$12,816.

Two agencies report additional pay for advanced education. The Georgia State Patrol pays \$400 and \$800 per year, respectively, to associate and bachelor degree holders. The Massachusetts State Police per

year pay: A.A. degree, \$1,535; B.A. degree, \$2,046; M.A. or LLB, \$3,069.

Attrition

The average sworn personnel turnover for the years indicated are:

	1972		1973	
	Total	Voluntary Resignation	Total	Voluntary Resignation
Highway Patrols Range	5.75 (1 to 11)	3.75 (.05 to 10.7)	6.00 (2 to 12.2)	3.76 (.63 to 9.7)
State Police Range	5.53 (2 to 11)	3.40 (.3 to 10)	5.42 (2.3 to 9.4)	2.95 (.4 to 6)

Officers Killed and Injured on Duty

The reporting procedures among the various agencies obviously differ greatly. Although the reported deaths are likely to be accurate, the true numbers of injured and the types of mishaps by which in-

juries were suffered are reported in various degrees of accuracy. The deaths and injuries reported among the agencies during 1972 and 1973 are reported below together with the circumstances under which they were inflicted.

	Surface Vehicles						Aircraft		Other			
	Totals		Motorcycle		In Pursuit		Totals		Totals		Firearm	
	Fatal	Injury	Fatal	Injury	Fatal	Injury	Fatal	Injury	Fatal	Injury	Fatal	Injury
1972 Accidents												
Highway Patrol	9	563	0	86*	5	77	0	1	5	1,388	4	9
State Police	4	342	0	0	1	95	2	1	2	1,023	1	7
Provincial Police	1	158	0	11	0	5						
1973 Accidents												
Highway Patrol	7	480	1	86**	3	75	0	1	5	1,409	3	12
State Police	7	500	2	3	3	143	5	2	2	870	1	4
Provincial Police	3	164	0	27	0	1			0	233		
Two year Total	31	2,207	3	213	12	396	7	5	14	4,923	9	32

*Eighty of these from one department.

**Seventy-eight of these from one department.

The figures above indicate, therefore, that accidental deaths have averaged 26 per year—60 percent surface vehicle related, 17 percent by firearms, 13 percent in aircraft, and 10 percent by other causes. The reported injuries averaged 3,568 per year—31 percent surface vehicle related, 69 percent nonvehicle, and less than one percent in aircraft.

Except for those resulting in deaths, the criminal assault cases are less well reported than accidents. Twenty-seven officers were killed as the result of criminal assaults during the 1972-1973 period—17 from highway patrols and 10 from state police agencies. In addition, the highway patrols reported a total of 1,017 injuries and the state police 688. Of the 27 fatalities, 23 officers (85.2 percent) were from one-man units. Firearms were reported as the weapons used in 134 of the assault cases, and of the 47 cases in which the type of firearms used was distinguished, handguns were used in 41 (87.2 percent). Other weapons reported were: knife

or cutting instrument, 43; motor vehicle, 22; and shoulder weapon firearm, 7.

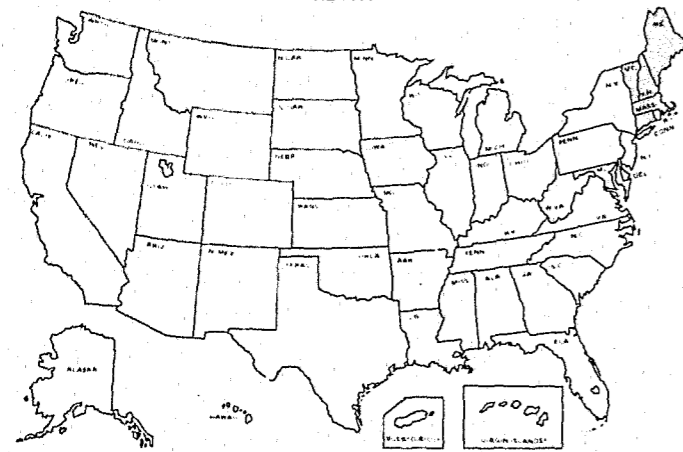
This year's *Comparative Data Report* contains much more information relating to deaths and injuries than previous *Reports*. However, by comparing in those areas where the data are similar, the results during the periods indicated are:

Report Year	Yearly Fatalities from Comparative Data Reports		
	Surface Vehicles	Criminal Assault	Total
Present	15.5	14.5	30
1972	9	11	20
1970			18
1969			19
1968	15		

STATES BY LAW ENFORCEMENT ASSISTANCE ADMINISTRATION REGIONS

STATES BY LAW ENFORCEMENT ASSISTANCE ADMINISTRATION REGIONS (Continued)

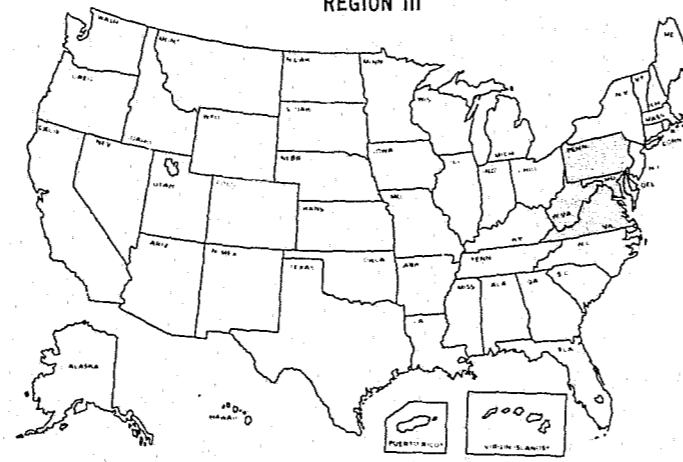
REGION I



MAINE—MASSACHUSETTS—VERMONT—CONNECTICUT
NEW HAMPSHIRE—RHODE ISLAND

Square Miles	66,608	Current Budget (in millions):	
Population	12,227,900	Total	\$57.4
State Police Agencies	6	Range	\$4.6—\$18.1
Highway Patrol Agencies	0	Officers Killed during 1972-3 by:	
Agencies' Employees:		Criminal Acts	0
Total	3,702	Accidents, all types	3
Range	205—1,288	Average Trooper Salary per annum:	
Sworn Personnel	2,713	Start	\$9,076
Range	172—924	Range	\$7,124—\$10,338
Civilian Personnel	989	Top	\$12,454
Range	33—326	Range	\$10,686—\$14,849

REGION III



PENNSYLVANIA—WEST VIRGINIA—MARYLAND—VIRGINIA
DELAWARE—DISTRICT OF COLUMBIA*

Square Miles	122,965	Current Budget (in millions):	
Population	23,185,000	Total	\$177.2
State Police Agencies	5	Range	\$8.3—\$101.6
Highway Patrol Agencies	0	Officers Killed during 1972-3 by:	
Agencies' Employees:		Criminal Acts	3
Total	9,344	Accidents, all types	7
Range	533—4,690	Average Trooper salary per annum:	
Sworn Personnel	7,370	Start	\$9,522
Range	431—3,925	Range	\$7,884—\$11,852
Civilian Personnel	1,974	Top	\$13,020
Range	102—755	Range	\$11,172—\$15,333

*Not involved in Comparative Data Report.

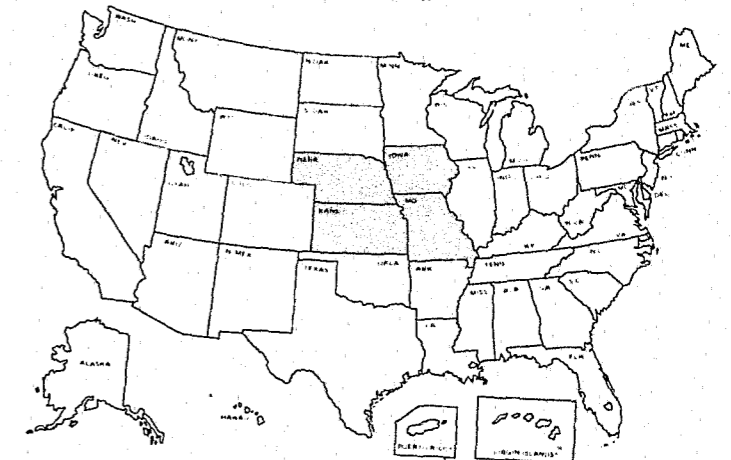
REGION V



MINNESOTA—WISCONSIN—ILLINOIS—INDIANA
OHIO—MICHIGAN

Square Miles	332,351	Current Budget (in millions):	
Population	45,008,663	Total	\$192.0
State Police Agencies	3	Range	\$13.0—\$66.6
Highway Patrol Agencies	3	Officers Killed during 1972-3 by:	
Agencies' Employees:		Criminal Acts	6
Total	9,731	Accidents, all types	6
Range	627—2,705	Average Trooper Salary per annum:	
Sworn Personnel	6,905	Start	\$10,212
Range	476—1,994	Range	\$9,308—\$11,066
Civilian Personnel	2,826	Top	\$13,862
Range	127—793	Range	\$12,662—\$16,608

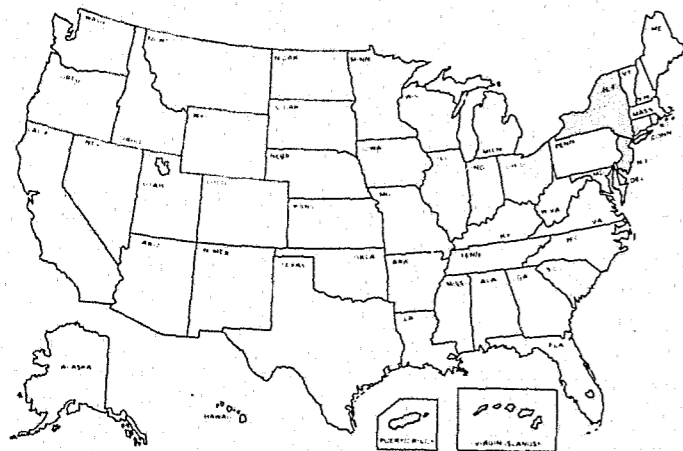
REGION VII



NEBRASKA—IOWA—KANSAS
MISSOURI

Square Miles	285,467	Current Budget (in millions):	
Population	11,545,771	Total	\$50.2
State Police Agencies	0	Range	\$7.9—\$24.9
Highway Patrol Agencies	4	Officers Killed during 1972-3 by:	
Agencies' Employees:		Criminal Acts	2
Total	2,894	Accidents, all types	0
Range	424—1,507	Average Trooper Salary per annum:	
Sworn Personnel	1,896	Start	\$9,132
Range	373—739	Range	\$8,484—\$9,900
Civilian Personnel	998	Top	\$13,986
Range	23—768	Range	\$10,836—\$16,800

REGION II

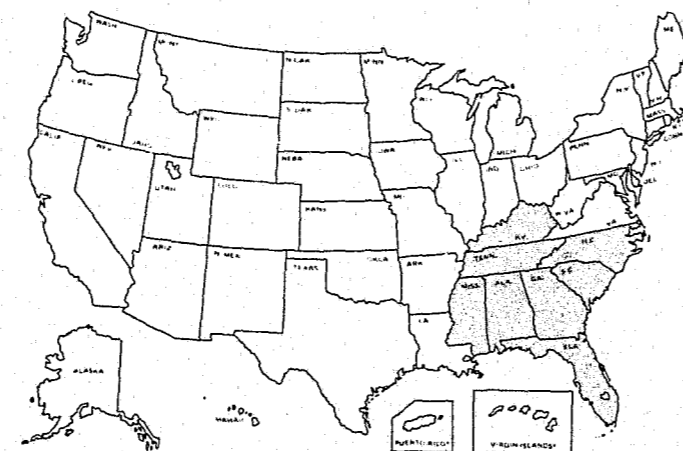


NEW YORK—NEW JERSEY—PUERTO RICO*
VIRGIN ISLANDS*

Square Miles	57,412	Current Budget (in millions):	
Population	25,379,712	Total	\$103.0
State Police Agencies	2	Range	\$31.5—\$71.5
Highway Patrol Agencies	0	Officers Killed during 1972-3 by:	
Agencies' Employees:		Criminal Acts	3
Total	6,356	Accidents, all types	3
Range	2,463—3,893	Average Trooper Salary per annum:	
Sworn Personnel	5,075	Start	\$10,089
Range	1,700—3,375	Range	\$9,088—\$11,090
Civilian Personnel	1,281	Top	\$13,499
Range	518—763	Range	\$13,470—\$13,527

*Not involved in Comparative Data Report.

REGION IV

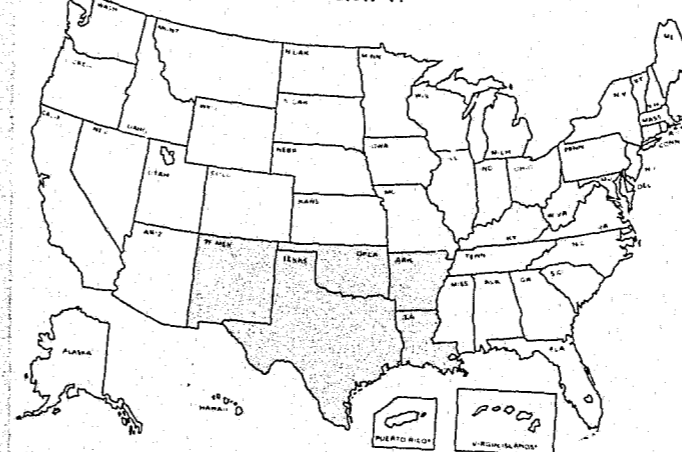


MISSISSIPPI—FLORIDA**—ALABAMA—GEORGIA—SOUTH CAROLINA
NORTH CAROLINA—KENTUCKY—TENNESSEE

Square Miles	383,041	Current Budget (in millions):	
Population	33,346,693	Total	\$161.0
Department of Law Enforcement	1	Range	\$3.7—\$29.9
State Police Agencies	1	Officers Killed during 1972-3:	
Highway Patrol Agencies	7	Criminal Acts	9
Agencies' Employees:		Accidents, all types	8
Total	9,904	Average Trooper salary per annum:	
Range	585—1,591	Start	\$8,596
Sworn Personnel	6,582	Range	\$7,200—\$10,032
Range	151—1,124	Top	\$12,425
Civilian Personnel	3,322	Range	\$10,387—\$14,556
Range	105—577		

**Two agencies in Florida.

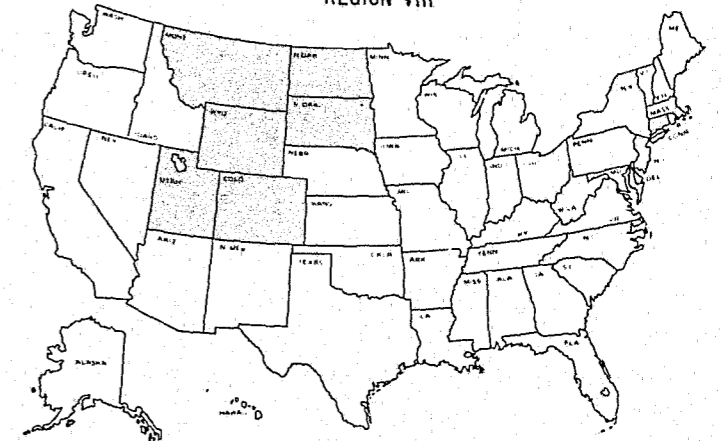
REGION VI



NEW MEXICO—TEXAS—OKLAHOMA
LOUISIANA—ARKANSAS

Square Miles	560,550	Current Budget (in millions):	
Population	21,333,889	Total	\$109.6
State Police Agencies	3	Range	\$7.9—\$56.7
Highway Patrol Agencies	2	Officers Killed during 1972-3 by:	
Agencies' Employees:		Criminal Acts	1
Total	7,357	Accidents, all types	7
Range	467—4,160	Average Trooper Salary per annum:	
Sworn Personnel	4,504	Start	\$7,536
Range	282—2,391	Range	\$6,583—\$8,916
Civilian Personnel	2,798	Top	\$10,711
Range	138—1,734	Range	\$9,900—\$12,420

REGION VIII



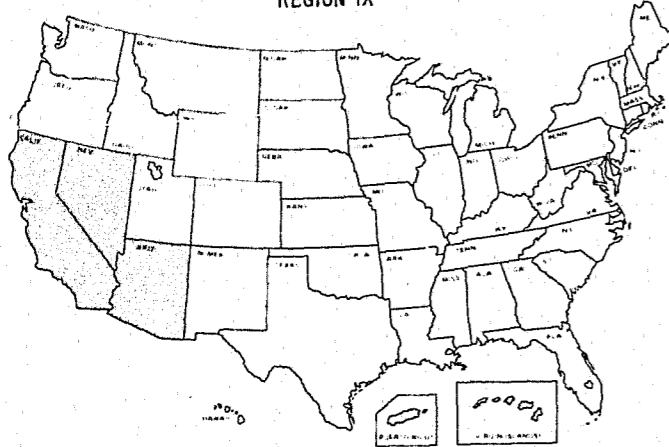
MONTANA—NORTH DAKOTA—SOUTH DAKOTA
WYOMING—UTAH—COLORADO

Square Miles	581,927	Current Budget (in millions):	
Population	6,085,923	Total	\$24.7*
State Police Agencies	0	Range	\$1.5—\$12.2
Highway Patrol Agencies	6	Officers Killed during 1972-3 by:	
Agencies' Employees:		Criminal Acts	1
Total	1,801	Accidents, all types	4
Range	113—762	Average Trooper Salary per annum:	
Sworn Personnel	1,459	Start	\$8,646
Range	93—550	Range	\$8,148—\$9,624
Civilian Personnel	342	Top	\$12,408
Range	0—212	Range	\$11,064—\$13,536

*One agency not reporting budget.

STATES BY LAW ENFORCEMENT ASSISTANCE ADMINISTRATION REGIONS (Continued)

REGION IX

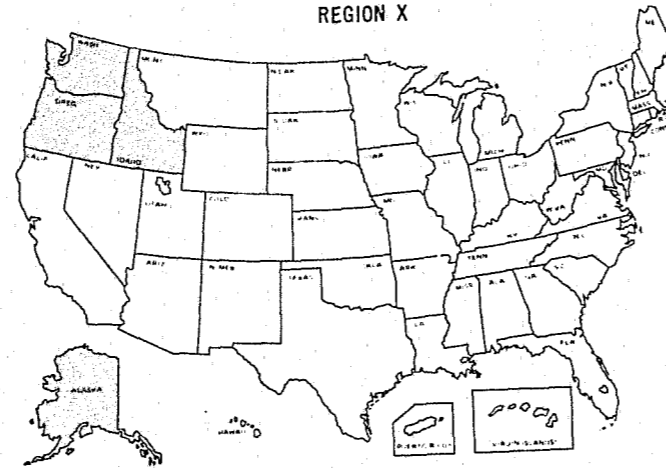


CALIFORNIA—NEVADA—ARIZONA—GUAM*
HAWAII*—AMERICAN SAMOA*

Square Miles	383,142	Current Budget (in millions):	Total	\$199.7
Population	23,379,738	Range	\$3.9—\$167.0	
State Police Agencies	0	Officers Killed during 1972-3 by:	Criminal Acts	2
Highway Patrol Agencies	3	Accidents, all types	7	
Agencies' Employees:		Average Trooper Salary per annum:	Start	\$10,937
Total	8,844	Range	\$9,876—\$12,648	
Range	186—7,484	Top	\$13,648	
Sworn Personnel	6,458	Range	\$12,915—\$14,616	
Range	146—5,555			
Civilian Personnel	2,386			
Range	40—1,929			

*Not involved in Comparative Data Report.

REGION X

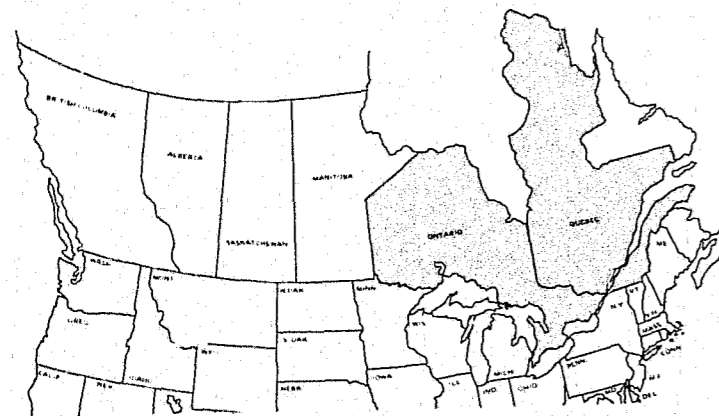


WASHINGTON—OREGON—IDAHO
ALASKA

Square Miles	811,863	Current Budget (in millions):	Total	\$65.4
Population	6,817,200	Range	\$8.4—\$27.9	
State Police Agencies	3	Officers Killed during 1972-3 by:	Criminal Acts	0
Highway Patrol Agencies	1	Accidents, all types	3	
Agencies' Employees:		Average Trooper Salary per annum:	Start	\$10,588
Total	2,888	Range	\$8,292—\$14,412	
Range	195—1,247	Top	\$14,298	
Sworn Personnel	2,074	Range	\$11,292—\$17,340	
Range	185—918			
Civilian Personnel	807			
Range	10—483			

CANADIAN PROVINCES — ONTARIO AND QUEBEC

Canadian Provinces of Ontario and Quebec



Square Miles	1,007,442	Current Budget Total (in millions)	\$172.9	
Population	13,824,000	Officers Killed during 1972-3 by:	Criminal Acts	0
Provincial Police Agencies	2	Accidents, all types	4	
Agencies' Employees:		Constable Salary per annum:	Ontario: Start	\$10,835
Total	10,050		Top	\$13,536
Sworn Personnel	7,904	Quebec: Start	\$8,010	
Civilian Personnel	2,146	Top	\$13,640	

I. ORGANIZATION/STRUCTURE

A. Chain of Command to Agency from Top State/Provincial Executive

	1. Top Executive		2. Next Level	3. Next Level	4. Next Level	5. Responding State/Provincial Agency
	GOVERNOR	OTHER				
HIGHWAY PATROLS						
ALABAMA	YES		Dept. of Public Safety			Highway Patrol Division
ARIZONA	YES		Dept. of Public Safety			Highway Patrol Division
CALIFORNIA	YES		Business & Transportation Agency			Dept. of Calif. Highway Patrol
COLORADO	YES		Dept. of Highways			Colorado State Patrol
FLORIDA	YES	Cabinet	Dept. of Highway Safety & Motor Veh.			Division of Florida Hwy. Patrol
GEORGIA		Bd. of Public Safety	Department of Public Safety			Georgia State Patrol Division
IOWA	YES		Dept. of Public Safety			Iowa Highway Patrol
KANSAS	YES					Kansas Highway Patrol
MINNESOTA	YES		Commissioner of Public Safety			Minnesota State Patrol
MISSISSIPPI	YES		Dept. of Public Safety			Mississippi Highway Patrol
MISSOURI	YES		Director of Public Safety			Missouri State Highway Patrol
MONTANA		Attorney General	Dept. of Justice	Div. of Motor Vehs.		Highway Patrol Bureau
NEBRASKA	YES					Nebraska State Patrol
NEVADA	YES		Dept. of Motor Vehicles			Nevada Highway Patrol Division
NORTH CAROLINA	YES		Dept. of Transportation & Hwy. Safety	Off. of Motor Vehicles		State Highway Patrol
NORTH DAKOTA	YES					N. Dakota State Highway Patrol
OHIO	YES		Dept. of Highway Safety			Ohio State Highway Patrol
OKLAHOMA	YES		Dept. of Public Safety			Oklahoma Highway Patrol
SOUTH CAROLINA		State Hwy. Commisn.	Chief Hwy. Commissioner	State Hwy. Department		S. Carolina State Highway Patrol
SOUTH DAKOTA	YES		Dept. of Public Safety			Division of Highway Patrol
TENNESSEE	YES					Department of Safety
TEXAS	YES		Public Safety Commission			Texas Dept. of Public Safety
UTAH	YES		Dept. of Public Safety			Utah Highway Patrol
WASHINGTON	YES					Washington State Patrol
WISCONSIN	YES		Dept. of Transportation	Div. of Motor Vehs.		Bur. of Enforcement & State Patrol
WYOMING	YES		State Highway Commission	Supt. & Chief Engr.		Wyoming State Highway Patrol
STATE POLICE						
ALASKA	YES		Dept. of Public Safety			Alaska State Police
ARKANSAS	YES		Dept. of Public Safety			Arkansas State Police
CONNECTICUT	YES					Conn. State Police Dept.
DELAWARE	YES		Dept. of Public Safety			Division of State Police
IDAHO	YES		Director of Law Enforcement			Dept. of Law Enforcement
ILLINOIS	YES		Director of Law Enforcement			Div. of Illinois State Police
INDIANA	YES		Indiana State Police Board			Indiana State Police Dept.
KENTUCKY	YES		Dept. of Justice			Kentucky State Police
LOUISIANA	YES		Dept. of Public Safety			Louisiana State Police
MAINE	YES		Dept. of Public Safety			Bureau of Maine State Police
MARYLAND	YES		Dept. of Public Safety & Correctional Serv.			Maryland State Police
MASSACHUSETTS	YES		Secretary of Public Safety	Comm. of Public Safety		Division of State Police
MICHIGAN	YES					Dept. of State Police
NEW HAMPSHIRE	YES		Dept. of Safety			Division of State Police
NEW JERSEY	YES		Attorney General	Dept. of Law & Pub. Safety		Division of State Police
NEW MEXICO		State Police Board				New Mexico State Police
NEW YORK	YES					Division of State Police
OREGON	YES					Oregon State Police
PENNSYLVANIA	YES					Pennsylvania State Police
RHODE ISLAND	YES					Rhode Island State Police
VERMONT	YES					Vermont Dept. of Public Safety
VIRGINIA	YES		Sec. of Transportation & Public Safety			Dept. of State Police
WEST VIRGINIA	YES					Dept. of Public Safety
DEPARTMENT OF LAW ENFORCEMENT						
FLORIDA	YES					Dept. of Criminal Law Enforcement
CANADA						
ONTARIO		Prem. & Pres. of Coun.	Management Board of Cabinet	Provincial Secretary for Justice	Ministry of the Solicitor General	Ontario Provincial Police
QUEBEC		Prime Minister	Minister of Justice	Deputy Minister		Quebec Police Force

ADMINISTRATION

I. ORGANIZATION/STRUCTURE

	A. Chain of Command to Agency from Top State/Provincial Executive					B. Statewide Police Authority	1. Authority Limited by		
	5. Responding State/Provincial Agency						STATUTE	EXECUTIVE ORDER	ADMINISTRATIVE DECISION
	a. For Efficiency, as Standard Practice, Agency Head Communicates Directly with Governor	b. Agency Classifies Itself for Reporting as:							
		DPS	STATE POLICE	HIGHWAY PATROL	PROVINCIAL POLICE	OTHER			
HIGHWAY PATROLS									
ALABAMA	YES	YES				YES	YES	YES	
ARIZONA	YES	YES					YES		
CALIFORNIA				YES			YES		
COLORADO	YES			YES			YES		
FLORIDA	YES			YES			YES		
GEORGIA	YES	YES					YES		
IOWA				YES		YES			
KANSAS	YES			YES			YES		
MINNESOTA				YES		YES		YES	
MISSISSIPPI	YES	YES				YES	YES		
MISSOURI				YES			YES		
MONTANA				YES		YES	YES		
NEBRASKA	YES			YES		YES	YES		
NEVADA				YES		YES			
NORTH CAROLINA				YES			YES		
NORTH DAKOTA	YES			YES			YES		YES
OHIO				YES		YES, troopers only			
OKLAHOMA	YES	YES		YES		YES	YES		
SOUTH CAROLINA				YES		YES	YES		
SOUTH DAKOTA	YES	YES		YES			YES		
TENNESSEE	YES	YES				YES			
TEXAS	YES	YES				YES			
UTAH				YES	State Patrol	YES			
WASHINGTON	YES						YES		
WISCONSIN				YES		YES			
WYOMING	YES			YES					
STATE POLICE									
ALASKA	YES	YES				YES	YES		
ARKANSAS				YES		YES			
CONNECTICUT	YES			YES		YES			
DELAWARE	YES			YES		YES	YES		
IDAHO	YES				YES	YES			
ILLINOIS				YES		YES			
INDIANA	YES			YES		YES			
KENTUCKY	YES			YES		YES			
LOUISIANA	YES			YES		YES			
MAINE	YES			YES		YES			
MARYLAND				YES		YES			
MASSACHUSETTS	YES			YES		YES			
MICHIGAN	YES			YES		YES	YES		
NEW HAMPSHIRE	YES			YES		YES			
NEW JERSEY	YES			YES		YES			
NEW MEXICO	YES			YES		YES			
NEW YORK	YES			YES		YES			
OREGON	YES			YES		YES			
PENNSYLVANIA	YES			YES		YES			
RHODE ISLAND	YES			YES		YES			
VERMONT	YES	YES				YES			
VIRGINIA	YES			YES			YES		
WEST VIRGINIA	YES			YES			YES		
DEPARTMENT OF LAW ENFORCEMENT FLORIDA					YES	YES			
CANADA					YES	YES			
ONTARIO				YES			YES		
QUEBEC				YES					

ADMINISTRATION

I. ORGANIZATION/STRUCTURE

	B. Statewide Police Authority
	2. Extent of Restrictions
HIGHWAY PATROLS	
ALABAMA	
ARIZONA	
CALIFORNIA	Primary duty to enforce vehicle code
COLORADO	Traffic regulation on highways; Police protection on state property
FLORIDA	Any violation committed in presence
GEORGIA	Traffic law enforcement on highways
IOWA	
KANSAS	
MINNESOTA	State trunk highways, state property, protection of officials
MISSISSIPPI	
MISSOURI	Search and seizure power limited to public highways and dangerous/deadly weapons
MONTANA	Offenses on highways, offenses involving motor vehicles and registration
NEBRASKA	
NEVADA	Vehicle and traffic laws, offenses committed in officer's presence, warrant
NORTH CAROLINA	
NORTH DAKOTA	Highways and state institutions
OHIO	State property; Riot control when directed by Governor
OKLAHOMA	
SOUTH CAROLINA	
SOUTH DAKOTA	
TENNESSEE	Traffic, narcotic, criminal I.D.
TEXAS	
UTAH	
WASHINGTON	
WISCONSIN	In uniform and on duty
WYOMING	
STATE POLICE	
ALASKA	
ARKANSAS	
CONNECTICUT	
DELAWARE	
IDAHO	Primary duty of enforcement by statute to Sheriffs and local peace officers
ILLINOIS	
INDIANA	
KENTUCKY	First through fifth class cities, unless requested by local authority
LOUISIANA	
MAINE	
MARYLAND	
MASSACHUSETTS	
MICHIGAN	
NEW HAMPSHIRE	All cities and towns over 3000 in population except toll roads and interstates
NEW JERSEY	
NEW MEXICO	
NEW YORK	
OREGON	
PENNSYLVANIA	
RHODE ISLAND	
VERMONT	
VIRGINIA	
WEST VIRGINIA	Limited to criminal actions only--restricted from serving any civil process
DEPARTMENT OF LAW ENFORCEMENT FLORIDA	
CANADA	
ONTARIO	
QUEBEC	

ADMINISTRATION

I. ORGANIZATION/STRUCTURE

C. Agency's Jurisdiction Concurrent with Other Enforcement Agencies

	Areas of Concurrent Responsibility:							
	1. General Patrol	2. Traffic Patrol	3. Investigative Services					e. Other
			a. Organized Crime	b. General Crime	c. Narcotics	d. Governmental Malfeasance		
HIGHWAY PATROLS								
ALABAMA	YES	YES	YES	YES	YES	YES	YES	
ARIZONA	YES	YES	YES	YES		YES	YES	
CALIFORNIA	YES	YES	YES					Auto theft
COLORADO	YES	YES	YES					Assist local agencies on request
FLORIDA	YES	YES	YES					Auto theft
GEORGIA	YES	YES	YES				YES	Accident investigation
IOWA	YES	YES	YES	YES	YES	YES		
KANSAS	YES	YES	YES		Incidental to traffic	Incidental to traffic		
MINNESOTA	YES	YES	YES					Traffic related investigation
MISSISSIPPI				YES				
MISSOURI	YES	YES	YES	YES	YES	YES	YES	
MONTANA	YES	YES	YES					
NEBRASKA	YES	YES	YES	YES	YES	YES		
NEVADA	YES	YES	YES					
NORTH CAROLINA	YES	YES	YES	YES	YES	YES		
NORTH DAKOTA	YES	YES	YES	YES	YES	YES		
OHIO	YES	YES	YES		YES	YES		
OKLAHOMA	YES							
SOUTH CAROLINA	YES	YES	YES	YES	YES	YES	YES	
SOUTH DAKOTA	YES	YES	YES	YES	YES	YES		
TENNESSEE	YES	YES	YES	YES	YES	YES	YES	
TEXAS	YES	YES	YES	YES	YES	YES		
UTAH	YES	YES	YES	YES	YES			
WASHINGTON	YES	YES	YES	YES	YES	YES		
WISCONSIN	YES	YES	YES					Limited to "No Criminal Initiated Investigation"
WYOMING	YES	YES	YES	YES		YES		
STATE POLICE								
ALASKA	YES	YES	YES	YES	YES	YES	YES	All
ARKANSAS	YES	YES	YES	YES	YES	YES	YES	
CONNECTICUT	YES			YES	YES	YES	YES	Federal and local agencies
DELAWARE	YES	YES	YES	YES	YES	YES	YES	
IDAHO	YES	YES	YES		YES	YES		
ILLINOIS	YES	YES	YES		YES			
INDIANA	YES	YES	YES	YES	YES	YES	YES	Unlimited police power within physical limits of the state
KENTUCKY	YES	YES	YES	YES	YES	YES	YES	
LOUISIANA	YES	YES	YES	YES	YES	YES	YES	
MAINE	YES	YES	YES	YES	YES	YES		
MARYLAND	YES	YES	YES	YES	YES	YES	YES	
MASSACHUSETTS	YES	YES	YES	YES	YES	YES	YES	State institutions
MICHIGAN	YES	YES	YES	YES	YES	YES		
NEW HAMPSHIRE	YES	YES	YES		YES	YES		
NEW JERSEY	YES	YES	YES	YES	YES	YES	YES	
NEW MEXICO	YES	YES	YES	YES	YES	YES	YES	
NEW YORK	YES	YES	YES	YES	YES	YES		
OREGON	YES	YES	YES	YES	YES	YES	YES	
PENNSYLVANIA	YES	YES	YES	YES	YES	YES	YES	
RHODE ISLAND	YES	YES	YES	YES	YES	YES	YES	
VERMONT	YES	YES	YES	YES	YES	YES		
VIRGINIA	YES	YES	YES	YES	YES	YES		
WEST VIRGINIA	YES	YES	YES	YES	YES	YES	YES	
DEPARTMENT OF LAW ENFORCEMENT								
FLORIDA	YES			YES	YES	YES	YES	Any criminal violation
CANADA								
ONTARIO	YES			YES		YES	YES	
QUEBEC	YES	YES	YES	YES	YES	YES	YES	Alcohol and morality

ADMINISTRATION

II. DECENTRALIZATION OF FIELD FORCE

A. Decentralization of Field Operations Forces in Descending Order:

1. Largest Unit

	TITLE	NUMBER OF SUCH UNITS	AVERAGE NUMBER OF SUBORDINATES			USUAL COMMANDER'S RANK
			SWORN	CIVILIAN	TOTAL	
HIGHWAY PATROLS						
ALABAMA	Highway Patrol					
ARIZONA	Highway Patrol	1	412	127	539	Major
CALIFORNIA	Field Operations	1	540	51	591	(Superintendent) Colonel
COLORADO	Field Services	1	5,368	1,323	6,691	Deputy Commissioner
FLORIDA	Field Operations	1	524	129	653	Major
GEORGIA	State Patrol	1	1,200	400	1,600	Major
ICWA	Division	1	690	365	1,055	Major
KANSAS	Region	4				Captain
MINNESOTA	Region	2	191	31.5	222.5	Major
MISSISSIPPI	Division	3	168	5	220	Major
MISSOURI	Enforcement Division	2				
MONTANA	Traffic Division	1				Major
NEBRASKA	Field Command	1	187	10	197	Colonel
NEVADA	Field Operations	2	287			Major
NORTH CAROLINA	Zone	1	142	41	183	Lt. Colonel
NORTH DAKOTA	District	2				Major
OHIO	District	8	9	1	10	Captain
OKLAHOMA	Highway Patrol	10				Captain
SOUTH CAROLINA	District	1				Chief, Colonel
SOUTH DAKOTA	Division	7	100	25	125	Captain
TENNESSEE	Highway Patrol	1	173	37	210	Colonel
TEXAS	Traffic Law Enforcement Division	1	688	314	1,003	Colonel
UTAH	Zone	1	2,140	642	2,782	Chief
WASHINGTON	Field Force	2	130		130	Captain
WISCONSIN	Field Force	1	696	100	796	
WYOMING	Division	1	421	137	558	Major
		12	114		114	Lieutenant
STATE POLICE						
ALASKA	Division	1	210	90	300	Colonel
ARKANSAS	District	10	378	55	433	Captain
CONNECTICUT	Field Operations	1				Major
DELAWARE	Headquarters	1	42	71	113	Colonel
IDAHO	Division	1	185	10	195	Superintendent
ILLINOIS	Field Operations	1	1,422	426	1,848	Major
INDIANA	Field Operations	1	520	200	720	Lt. Colonel
KENTUCKY	Field Operations	1	598	174	773	Colonel
LOUISIANA	Executive	1	757	103	860	Deputy Superintendent
MAINE	Operations Office	1	319	85	404	Lt. Colonel
MARYLAND	Bureau	1	1,200	3	1,203	Lt. Colonel
MASSACHUSETTS	Field Operations	2	793	123	916	Major
MICHIGAN	District	8				Captain
NEW HAMPSHIRE	Traffic Bureau	1	180	8	188	Lt. Colonel
NEW JERSEY	Troop	5	247	40	1,435	Captain
NEW MEXICO	Field Bureau	1	233	86	319	Deputy Chief
NEW YORK	Field Command	1	3,190	306	3,496	Deputy Superintendent
OREGON	Field Force	1				
PENNSYLVANIA	Region	3	1,304	154	1,458	Lt. Colonel
RHODE ISLAND	Uniform Division	2				Captain
VERMONT	Troop	5	90	30	120	Lieutenant
VIRGINIA	Field Supervisor	1	1,075	165	1,240	Major
WEST VIRGINIA	Company	5				Captain
DEPARTMENT OF LAW ENFORCEMENT						
FLORIDA	Law Enforcement Division	1	123	60	183	Division Director
CANADA						
ONTARIO	Operations Side					Deputy Commissioner
QUEBEC	Direction of Operation	1	3,500	550	4,050	Deputy Director General

ADMINISTRATION

II. DECENTRALIZATION OF FIELD FORCE

A. Decentralization of Field Operations Forces in Descending Order:

2. Next Largest Unit

TITLE	NUMBER OF SUCH UNITS	AVERAGE NUMBER OF SUBORDINATES			USUAL COMMANDER'S RANK	
		SWORN	CIVILIAN	TOTAL		
HIGHWAY PATROLS						
ALABAMA	District	11	37	12	49	Captain
ARIZONA	Zone	6	80	4	84	Captain
CALIFORNIA	Zone	7	787	189	956	Supervising Inspector
COLORADO	Field Division	6	87	22	109	Captain
FLORIDA	Section	2	600	200	800	Major
GEORGIA	Troop	6	100	45	145	Captain
IOWA						
KANSAS	Division	10	37	6	43	Captain
MINNESOTA	District	12	42	13	55	Captain
MISSISSIPPI						
MISSOURI	Troop	9	50			Captain
MONTANA	Field Division	6	31	2	33	Captain
NEBRASKA	Troop	6	50			Captain
NEVADA	Zone	3	47	10	57	Captain
NORTH CAROLINA	Troop	8				Captain
NORTH DAKOTA						
OHIO	Post	57	22	5	27	Lieutenant
OKLAHOMA	District	12				First Lieutenant
SOUTH CAROLINA						
SOUTH DAKOTA	District	6	27	1	28	Captain
TENNESSEE	Division	4	135	31	166	Major
TEXAS	Region	6	370	110	470	Major
UTAH	Division	8	32		32	Lieutenant
WASHINGTON	Area	2				
WISCONSIN	District	7	60	19.5	79.5	Captain
WYOMING						
STATE POLICE						
ALASKA	Detachment	10	15	9	230	Sgt./Lt./Capt.
ARKANSAS						
CONNECTICUT	Division					Captain
DELAWARE						
IDAHO	Area	2	85	3	88	Captain
ILLINOIS	Area	2				Major
INDIANA	Area	4	130	50	180	Captain
KENTUCKY	Sector	2	299	87	386	Major
LOUISIANA	Region	3	344	54	399	Major
MAINE	Division	2	116		116	Captain
MARYLAND	Division	4	41	8	49	Captain
MASSACHUSETTS	Troop	6	132	20	152	Captain
MICHIGAN						
NEW HAMPSHIRE	Area	2	90	4	94	Captain
NEW JERSEY						
NEW MEXICO	Zone	2	166	43	159	Major
NEW YORK	Troop	9	354	33	387	Major
OREGON	District	4				
PENNSYLVANIA	Area	7	559	66	625	Major
RHODE ISLAND						
VERMONT	Subtroop	6	66	30	96	Sergeant
VIRGINIA	Field Division	7	154	24	178	Captain
WEST VIRGINIA	District	20	19	3	22	Sergeant
DEPARTMENT OF LAW ENFORCEMENT						
FLORIDA	Bureau	4	38	7	45	Bureau Chief
CANADA						
ONTARIO	Division	3				Assistant Commissioner
QUEBEC	District	8	440	65	505	Chief Inspector or Inspector

ADMINISTRATION

II. DECENTRALIZATION OF FIELD FORCE

A. Decentralization of Field Operations Forces in Descending Order:

3. Next Largest Unit

TITLE	NUMBER OF SUCH UNITS	AVERAGE NUMBER OF SUBORDINATES			USUAL COMMANDER'S RANK	
		SWORN	CIVILIAN	TOTAL		
HIGHWAY PATROLS						
ALABAMA						
ARIZONA	District	12	40	2	42	Lieutenant
CALIFORNIA	Area	92	58	12	70	Captain or Lieutenant
COLORADO	District	19	28	7	35	Lieutenant
FLORIDA	Troop	12	100	40	140	Lieutenant
GEORGIA						
IOWA						
KANSAS	Zone	41	8			
MINNESOTA					8	Sergeant
MISSISSIPPI						
MISSOURI	Zone	73				
MONTANA	District	24	8			Sergeant
NEBRASKA					8	Sergeant
NEVADA	Area	3	5	1	6	Sergeant
NORTH CAROLINA						
NORTH DAKOTA						
OHIO						
OKLAHOMA						
SOUTH CAROLINA						
SOUTH DAKOTA	Squad	20	5		5	Sergeant
TENNESSEE	District	8	67	16	83	Captain
TEXAS	District	13	25	5	35	Captain
UTAH						
WASHINGTON	District	8				
WISCONSIN	Troop	36	8.6		8.6	Captain
WYOMING						Sergeant
STATE POLICE						
ALASKA						
ARKANSAS						
CONNECTICUT	Troop	12				Lieutenant
DELAWARE						
IDAHO	District	6	28	1	29	Lieutenant
ILLINOIS						
INDIANA	District	20	26	10	36	Lieutenant
KENTUCKY						
LOUISIANA						
MAINE	Troop	8	30	5	35	Lieutenant
MARYLAND	Troop	7	145	1	146	Captain
MASSACHUSETTS						
MICHIGAN						
NEW HAMPSHIRE						
NEW JERSEY						
NEW MEXICO	District	11	20	7	27	Captain
NEW YORK	Zone	27	118	11	179	Lieutenant
OREGON						
PENNSYLVANIA	Troop	17	230	27	257	Captain
RHODE ISLAND						
VERMONT						
VIRGINIA	Area	49	21	1.2	22.2	1st Sergeant or Sergeant
WEST VIRGINIA						
DEPARTMENT OF LAW ENFORCEMENT						
FLORIDA						
CANADA						
ONTARIO	Branch	10				Chief Superintendent (2-6 branches each)
QUEBEC						

ADMINISTRATION

II. DECENTRALIZATION OF FIELD FORCE

A. Decentralization of Field Operations Forces in Descending Order:

4. Next Largest Unit

TITLE	NUMBER OF SUCH UNITS	AVERAGE NUMBER OF SUBORDINATES			USUAL COMMANDER'S RANK	
		SWORN	CIVILIAN	TOTAL		
HIGHWAY PATROLS						
ALABAMA						
ARIZONA	Area	55	10	2	10	Sergeant
CALIFORNIA	Substation	1	18	2	20	Lieutenant
COLORADO	Subdistrict	11	13	2	15	Sergeant
FLORIDA	District	29	40	12	52	Lieutenant
GEORGIA						
IOWA						
KANSAS						
MINNESOTA						
MISSISSIPPI						
MISSOURI						
MONTANA						
NEBRASKA						
NEVADA	Substation	5	3	0	3	Sergeant
NORTH CAROLINA						
NORTH DAKOTA						
OHIO						
OKLAHOMA						
SOUTH CAROLINA						
SOUTH DAKOTA						
TENNESSEE	Substation	40	6		6	Sergeant
TEXAS	Subdistrict	5	5	1	7	Lieutenant
UTAH						
WASHINGTON						
WISCONSIN	M.V.I., Truck Enforcement	8	9.25		9.25	Inspector III
WYOMING						
STATE POLICE						
ALASKA						
ARKANSAS						
CONNECTICUT						
DELAWARE						
IDAHO	District	15	10	0	10	Sergeants
ILLINOIS						
INDIANA						
KENTUCKY						
LOUISIANA						
MAINE						
MARYLAND	Barrack	18	53	10	63	First Lieutenant
MASSACHUSETTS						
MICHIGAN						
NEW HAMPSHIRE						
NEW JERSEY						
NEW MEXICO	Subdistrict	11	2-6	1	3-7	Sergeant
NEW YORK	Station	100	26		26	Sergeant
OREGON						
PENNSYLVANIA						
RHODE ISLAND						
VERMONT						
VIRGINIA						
WEST VIRGINIA						
DEPARTMENT OF LAW ENFORCEMENT FLORIDA						
CANADA						
ONTARIO						
QUEBEC						

ADMINISTRATION

II. DECENTRALIZATION OF FIELD FORCE

A. Decentralization of Field Operations in Descending Order:

5. Next Largest Unit

TITLE	NUMBER OF SUCH UNITS	AVERAGE NUMBER OF SUBORDINATES			USUAL COMMANDER'S RANK	
		SWORN	CIVILIAN	TOTAL		
HIGHWAY PATROLS						
ALABAMA						
ARIZONA						
CALIFORNIA						
COLORADO						
FLORIDA	Subdistrict	51	20	6	26	Corporal or Sergeant
GEORGIA						
IOWA						
KANSAS						
MINNESOTA						
MISSISSIPPI						
MISSOURI						
MONTANA						
NEBRASKA						
NEVADA						
NORTH CAROLINA						
NORTH DAKOTA						
OHIO						
OKLAHOMA						
SOUTH CAROLINA						
SOUTH DAKOTA						
TENNESSEE						
TEXAS	Sergeant Area	86				Sergeant
UTAH						
WASHINGTON						
WISCONSIN						
WYOMING						
STATE POLICE						
ALASKA						
ARKANSAS						
CONNECTICUT						
DELAWARE						
IDAHO						
ILLINOIS						
INDIANA						
KENTUCKY						
LOUISIANA						
MAINE						
MARYLAND	Post	3	23	3	26	Second Lieutenant
MASSACHUSETTS						
MICHIGAN						
NEW HAMPSHIRE						
NEW JERSEY						
NEW MEXICO						
NEW YORK						
OREGON						
PENNSYLVANIA						
RHODE ISLAND						
VERMONT						
VIRGINIA						
WEST VIRGINIA						
DEPARTMENT OF LAW ENFORCEMENT FLORIDA						
CANADA						
ONTARIO						
QUEBEC						

ADMINISTRATION

II. DECENTRALIZATION OF FIELD FORCE

A. Decentralization of Field Operations in Descending Order:						
6. Next Largest Unit						
	TITLE	NUMBER OF SUCH UNITS	AVERAGE NUMBER OF SUBORDINATES			USUAL COMMANDER'S RANK
			SWORN	CIVILIAN	TOTAL	
HIGHWAY PATROLS						
ALABAMA						
ARIZONA						
CALIFORNIA						
COLORADO						
FLORIDA						
GEORGIA						
IOWA						
KANSAS						
MINNESOTA						
MISSISSIPPI						
MISSOURI						
MONTANA						
NEBRASKA						
NEVADA						
NORTH CAROLINA						
NORTH DAKOTA						
OHIO						
OKLAHOMA						
SOUTH CAROLINA						
SOUTH DAKOTA						
TENNESSEE	Substation	40	6		6	Sergeant
TEXAS						
UTAH						
WASHINGTON						
WISCONSIN						
WYOMING						
STATE POLICE						
ALASKA						
ARKANSAS						
CONNECTICUT						
DELAWARE						
IDAHO						
ILLINOIS						
INDIANA						
KENTUCKY						
LOUISIANA						
MAINE						
MARYLAND	Detachment	6	11		11	Corporal
MASSACHUSETTS						
MICHIGAN						
NEW HAMPSHIRE						
NEW JERSEY						
NEW MEXICO						
NEW YORK						
OREGON						
PENNSYLVANIA						
RHODE ISLAND						
VERMONT						
VIRGINIA						
WEST VIRGINIA						
DEPARTMENT OF LAW ENFORCEMENT						
FLORIDA						
CANADA						
ONTARIO						
QUEBEC						

ADMINISTRATION

II. DECENTRALIZATION OF FIELD FORCE

A. Decentralization of Field Operations in Descending Order:						
7. Smallest Unit						
	TITLE	NUMBER OF SUCH UNITS	AVERAGE NUMBER OF SUBORDINATES			USUAL COMMANDER'S OR OCCUPANT'S RANK
			SWORN	CIVILIAN	TOTAL	
HIGHWAY PATROLS						
ALABAMA	Post	18	22	8	30	Sergeant
ARIZONA	Resident Officer	440				Patrolman
CALIFORNIA	Resident Post	37	3.2		3.2	Traffic Officer
COLORADO	Post	57	3		3	Patrolman Tech. or Patrolman
FLORIDA	Post	11	5	5	10	Corporal
GEORGIA	Post	45	13	4	17	Sergeant
IOWA	Post	14	28	1	29	Lieutenant
KANSAS	District	97	3		3	Trooper
MINNESOTA	Station	62	8		8	Station Sergeant
MISSISSIPPI	District	9				
MISSOURI	Resident Officer	409				Trooper
MONTANA	Resident	27	1		1	Patrolman
NEBRASKA	Station	54	4			Corporal
NEVADA	Resident Post	18				Trooper
NORTH CAROLINA	District	48				First Sergeant
NORTH DAKOTA	Post	82				Patrolman
OHIO	Resident Patrolman	84	1		1	Patrolman
OKLAHOMA	Field Detachment	117	3		3	Trooper
SOUTH CAROLINA						
SOUTH DAKOTA	Resident Post	33				Trooper
TENNESSEE	Resident	95				Trooper
TEXAS	Station	342				Trooper
UTAH	District	13	10		10	Sergeant
WASHINGTON	Detachment	75				
WISCONSIN	Insp. II D.C. & Lic. Pick-up	7	3.14		3.14	Inspector III
WYOMING	Division	12	114		114	Lieutenant
STATE POLICE						
ALASKA	Post	34	2		70	Trooper
ARKANSAS						
CONNECTICUT	Resident Trooper	48				Trooper
DELAWARE	Barracks	9	389	50	439	Captain
IDAHO	Resident Officer	49				Trooper
ILLINOIS	District	16	1,422	426	1,848	Captain
INDIANA	Squad	40	12		12	Sergeant
KENTUCKY	Post	16	36	11	47	Captain
LOUISIANA	Troop	11	668	83	751	Captain
MAINE	Field Trooper	193				Trooper
MARYLAND	Resident Trooper	23				Trooper
MASSACHUSETTS	Substation	29	24	3	27	Staff Sergeant
MICHIGAN	Post	64	28.5	1.5	30	Lieutenant
NEW HAMPSHIRE	Troop	8	20	1	21	Lieutenant
NEW JERSEY	Barracks	44	30	2	32	Sergeant First Class
NEW MEXICO	Resident Station	49	1-3		1	Patrolman
NEW YORK	Patrol Post	335				Trooper
OREGON						
PENNSYLVANIA	Station	104	37	4	41	Lieutenant or Sergeant
RHODE ISLAND	Barracks	7				Lieutenant
VERMONT	Outpost	37				Trooper First Class
VIRGINIA	Duty Post	87				Trooper
WEST VIRGINIA	Detachment	62	6	1	7	Corporal
DEPARTMENT OF LAW ENFORCEMENT						
FLORIDA	Field Office	7	15	8	23	Special Agent in charge
CANADA						
ONTARIO	District Headquarters	17				Superintendent
QUEBEC	Detachment	108	18	2	20	Sergeant

ADMINISTRATION

II. DECENTRALIZATION OF FIELD FORCE

	B. Formula Determines Decentralization	C. Sworn Personnel Required To Move to Assigned Area	IF NO TROOPER'S TRAVEL TIME INCLUDED IN DAILY TOUR OF DUTY	D. Daily Duty Tour Determined by Certain Number of Hours		OTHER	
				1. Number of Hours	2. Hours in Work Day Determined by:		
					STATUTE		
HIGHWAY PATROLS							
ALABAMA		YES		8			
ARIZONA		YES		8	YES		
CALIFORNIA		YES		8		Chief and Supervisor	
COLORADO		YES		8		Personnel Department	
FLORIDA		YES		9		State Policy, Federal overtime regulation	
GEORGIA				9		Commissioner, Chief	
IOWA		YES		9		Superintendent	
KANSAS		YES		8	YES		
MINNESOTA		YES		8		Department Policy	
MISSISSIPPI	YES	YES		9		Superintendent of Highway Patrol	
MISSOURI		YES		8			
MONTANA		YES		10	YES		
NEBRASKA		YES		8	YES		
NEVADA		YES		8		State Personnel Division	
NORTH CAROLINA		YES		9		Superintendent	
NORTH DAKOTA		YES		8	YES		
OHIO		YES		8		Patrol Staff	
OKLAHOMA		YES		8		Departmental Policy	
SOUTH CAROLINA	YES	YES		8	YES		
SOUTH DAKOTA		YES		9		Commissioner of Safety	
TENNESSEE	YES	YES		8		Immediate Supervisor	
TEXAS		YES		8	YES		
UTAH		YES		9		Department Policy	
WASHINGTON		YES		8 1/2			
WISCONSIN		YES		8			
WYOMING		YES		8			
STATE POLICE							
ALASKA		YES		7 1/2	YES	Director	
ARKANSAS		YES		10			
CONNECTICUT			YES	9 1/4	YES		
DELAWARE				8	YES		
IDAHO				8	YES	Superintendent	
ILLINOIS			YES	8		State Police Board Superintendent	
INDIANA		YES		9			
KENTUCKY		YES		8	YES		
LOUISIANA		YES		8	YES		
MAINE		YES		10		Supervisors on call 24 hours	
MARYLAND		YES		8	YES		
MASSACHUSETTS	YES			8	YES		
MICHIGAN		YES		8		Civil Service	
MINNESOTA		YES		9		Director	
NEW HAMPSHIRE		YES		Varies	Varies	Superintendent	
NEW JERSEY				9		Chief, Board, District Commanders	
NEW MEXICO		YES		9			
NEW YORK		YES		8	YES		
OREGON		YES		8		Administrative order and Arbitration	
PENNSYLVANIA				8		Superintendent	
RHODE ISLAND				15		Contract with State Employees Association	
VERMONT		YES		9		Superintendent	
VIRGINIA		YES		8		C.O. on needs of service	
WEST VIRGINIA		YES					
DEPARTMENT OF LAW ENFORCEMENT FLORIDA		YES				Agent and Supervisor	
CANADA							
ONTARIO		YES		7 1/4		Contract	
QUEBEC		YES		8	YES		

ADMINISTRATION

II. DECENTRALIZATION OF FIELD FORCE

	D. Daily Duty Tour Determined by Certain Number of Hours	E. Number of Decentralized Unit Facilities:				F. Temporary Detention Facilities Utilized:				
		3. Daily Duty Tour Is "Portal to Portal"	1. Owned	2. Leased	3. Under Construction	4. In Planning	1. Sub-stations	2. County Jail	3. Municipal Jail	4. Other
HIGHWAY PATROLS										
ALABAMA	YES		18					YES	YES	
ARIZONA			161	1				YES	YES	
CALIFORNIA			23	73	7	7		YES	YES	
COLORADO										
FLORIDA	YES		42			2		YES		
GEORGIA	YES		45					YES	YES	
IOWA	YES		12	2		2		YES	YES	
KANSAS	YES		All facilities furnished by State Highway Commission						YES	YES
MINNESOTA	YES			12				YES	YES	
MISSISSIPPI	YES		9					YES		
MISSOURI	YES		9			2				
MONTANA	YES							YES		
NEBRASKA	YES		2	7	1	4		YES	YES	
NEVADA	YES		1	7		2		YES		
NORTH CAROLINA	YES		43	43	2	2		YES	YES	
NORTH DAKOTA	YES							YES	YES	
OHIO			41	13	3	6		YES	YES	
OKLAHOMA	YES		1	10				YES		
SOUTH CAROLINA			46					YES	YES	
SOUTH DAKOTA			1	5		3		YES	YES	
TENNESSEE			8					YES	YES	
TEXAS	YES		26	59	11	13	6			
UTAH	YES		2	13	1	1		YES	YES	
WASHINGTON			20	20	1	1				
WISCONSIN			7	1		1		YES	YES	
WYOMING								YES	YES	
STATE POLICE										
ALASKA	Varies		9	43	3	4		YES	YES	
ARKANSAS	YES		8		4	2		YES	YES	
CONNECTICUT	YES		10	2		1		YES	Juvenile centers	
DELAWARE			7	1	1		6	YES	YES	
IDAHO				1				YES	YES	
ILLINOIS	YES		18	4				YES	YES	
INDIANA	YES		19			5		YES	YES	
KENTUCKY	YES		16	3	1	1		YES	YES	
LOUISIANA	YES		12	2				YES		
MAINE			6	1		2		YES	YES	
MARYLAND			14	9		2	11	YES		
MASSACHUSETTS			24	5		2	24	YES	YES	
MICHIGAN			58	5		1		YES	YES	
NEW HAMPSHIRE	YES		1	4		4		YES	YES	
NEW JERSEY			15	28	1	3		YES		
NEW MEXICO			4	18				YES	YES	
NEW YORK			11	90				YES	Family Court	
OREGON				40	3	2				
PENNSYLVANIA			26	59		3		YES		
RHODE ISLAND			8							
VERMONT			9	2					State Correction Centers	
VIRGINIA	YES		41	8		8				
WEST VIRGINIA			19	45	4	5		YES	YES	
DEPARTMENT OF LAW ENFORCEMENT FLORIDA								YES		
CANADA										
ONTARIO	YES		97	86	3	3		YES	YES	
QUEBEC						14	10	YES		

ADMINISTRATION

II. DECENTRALIZATION OF FIELD FORCE

	G. Services at Facilities											
	1. Building Cleaning/ Maintenance by:			2. Groundskeeping			3. Vehicle Maintenance/ Repair			4. Laundry/ Dry Cleaning		
	PUBLIC EMPLOYEES		PRIVATE FIRM	PUBLIC EMPLOYEES		PRIVATE FIRM	PUBLIC EMPLOYEES		PRIVATE FIRM	PUBLIC EMPLOYEES		PRIVATE FIRM
	YOUR AGENCY	OTHER AGENCY		YOUR AGENCY	OTHER AGENCY		YOUR AGENCY	OTHER AGENCY		YOUR AGENCY	OTHER AGENCY	
HIGHWAY PATROLS												
ALABAMA	YES			YES			YES					
ARIZONA	YES		YES	YES		YES	YES		YES		YES	
CALIFORNIA	YES	YES		YES	YES		YES		YES		YES	
COLORADO		YES	YES		YES		YES		YES		YES	
FLORIDA	YES			YES					YES		YES	
GEORGIA		Prison labor			Prison labor		YES		YES		YES	
IOWA	YES		YES	YES		YES		YES	YES		YES	
KANSAS		YES	YES		YES		YES		YES		YES	
MINNESOTA		YES		YES			YES		YES		YES	
MISSISSIPPI	YES			YES			At H.Q. only		YES		YES	
MISSOURI	YES			YES			YES				YES	
MONTANA			YES			YES			YES		YES	
NEBRASKA	YES	YES		YES	YES				YES		YES	
NEVADA		YES		YES					YES		YES	
NORTH CAROLINA	YES			YES			YES				YES	
NORTH DAKOTA		YES		YES					YES		YES	
OHIO	YES			YES					YES		YES	
OKLAHOMA	YES	YES		YES	YES		YES				YES	
SOUTH CAROLINA		YES		YES				YES			YES	
SOUTH DAKOTA		YES	YES		YES	YES		YES	YES		YES	
TENNESSEE	YES			YES					YES		YES	
TEXAS	YES	YES	YES	YES	YES	YES	YES		YES		YES	
UTAH		YES	YES	YES	YES		YES				YES	
WASHINGTON	YES	YES	YES	YES	YES	YES	YES		YES		YES	
WISCONSIN	YES		YES	YES				YES			YES	
WYOMING		YES		YES			YES				YES	
STATE POLICE												
ALASKA	YES	YES	YES	YES	YES	YES	YES	YES			YES	
ARKANSAS	YES			YES	YES		YES		YES		YES	
CONNECTICUT	YES	YES		YES	YES		YES		YES		YES	
DELAWARE	YES	YES		YES	YES	YES	YES				YES	
IDAHO		YES		YES				YES	YES		YES	
ILLINOIS	YES		YES	YES	YES			YES	YES		YES	
INDIANA	YES			YES			YES				YES	
KENTUCKY	YES			YES			YES				YES	
LOUISIANA	YES			YES			YES				YES	
MAINE		YES		YES			YES				YES	
MARYLAND	YES	YES	YES	YES		YES	YES		YES		YES	
MASSACHUSETTS	YES			YES			YES		YES		YES	
MICHIGAN	YES			YES			YES	YES	YES		YES	
NEW HAMPSHIRE		YES		YES			YES		YES		YES	
NEW JERSEY	YES			YES			YES		YES		YES	
NEW MEXICO	YES		YES	YES		YES	YES		YES		YES	
NEW YORK	YES			YES					YES		YES	
OREGON		YES	YES		YES				YES		YES	
PENNSYLVANIA	YES			YES		YES	YES		YES		YES	
RHODE ISLAND	YES			YES					YES		YES	
VERMONT		YES		YES					YES		YES	
VIRGINIA	YES		YES	YES		YES	YES		YES		YES	
WEST VIRGINIA	YES			YES		YES	YES	YES	YES		YES	
DEPARTMENT OF LAW ENFORCEMENT												
FLORIDA			YES			YES		YES				
CANADA												
ONTARIO	YES	YES	YES	YES	YES	YES	YES	YES	YES			
QUEBEC			YES			YES		YES				

ADMINISTRATION

II. DECENTRALIZATION OF FIELD FORCE

	H. Supervision										
	1. Criteria Used To Determine Supervision				2. Span-of-Control						
	a. Budget	b. Work-load	c. Area of Jurisdiction	d. Other	a. Ratio of		b. Ratio of		c. Ratio of		
					FIRST-LEVEL SUPERVISORS	SUBORDINATES	NEXT SUPERIORS	FIRST-LEVEL SUPERVISORS	THIRD LEVEL OF SUPERVISION	IMMEDIATE SUBORDINATES	
To		To		To							
HIGHWAY PATROLS											
ALABAMA											
ARIZONA		YES	YES		1	8	1	2	1	2	
CALIFORNIA	YES	YES			1	10	1	4	1	2	
COLORADO	YES	YES	YES		1	10	1	3.2	1	2.7	
FLORIDA		YES			1	9.5	1	2	1	3	
GEORGIA			YES		1	7	1	2	1	3	
IOWA		YES	YES		1	12	1	4	1	2	
KANSAS		YES	YES		1	9	1	2	1	4	
MINNESOTA	YES	YES		Legislative Authority	1	7.78	1	3.16	1	1.5	
MISSISSIPPI	YES				1	13	1	3	1	4	
MISSOURI	YES	YES	YES	YES	1	8	1	4	1	4	
MONTANA					1	3.09	1	5.6	1	1.875	
NEBRASKA	YES	YES	YES		1	8	1	4	1	1	
NEVADA		YES			1	9.2	1	1	1	2	
NORTH CAROLINA	YES	YES	YES	State Personnel Div.	1	6.5	1	7	1	1	
NORTH DAKOTA	YES	YES	YES		1	9	1	3	1	3	
OHIO			YES		1	8					
OKLAHOMA			YES		1	5	1	4	1	6	
SOUTH CAROLINA			YES		1	10	1	2.5	1	3	
SOUTH DAKOTA		YES	YES		1	10	1	4	1	3	
TENNESSEE		YES	YES								
TEXAS	YES	YES	YES		1	6	1	3	1	5	
UTAH		YES	YES		1	11	1	3	1	2	
WASHINGTON	YES	YES	YES		1	8	1	4	1	5	
WISCONSIN	YES	YES	YES	One trooper per county	1	9	1	5	1	2	
WYOMING	YES	YES			1	9	1	5	1	1	
STATE POLICE					1	8	1	3	1	4	
ALASKA			YES								
ARKANSAS		YES			1	10	1	10	1	1	
CONNECTICUT	YES	YES	YES		1	4.5	1	2.5	1	1.7	
DELAWARE			YES		1	5.5	1	4.5	1	2.5	
IDAHO	YES				1	5.5	1	0.9	1	5.5	
ILLINOIS			YES		1	10.3	1	3	1	4	
INDIANA	YES	YES	YES		1	6	1	2	1	2	
KENTUCKY		YES	YES		1	12	1	2	1	5	
LOUISIANA			YES		1	9	1	3.5	1	1	
MAINE		YES			1	4.2	1	2.5	1	4	
MARYLAND		YES	YES		1	7	1	3	1	4	
MASSACHUSETTS	YES				1	7.5	1	2	1	5	
MICHIGAN			YES		1	5	1	3	1	1	
NEW HAMPSHIRE		YES	YES		1	25	1	8	1	8	
NEW JERSEY	YES	YES	YES		1	5	1	2	1	3	
NEW MEXICO	YES	YES	YES	Statutory limit of 25% supervisory	1	4.5	1	7.4	1	5.6	
NEW YORK	YES				1	7	1	2	1	1	
OREGON	YES		YES		1	8	1	7	1.25	1	
PENNSYLVANIA		YES	YES	Special functions	1	14	1	3.5	1	1	
RHODE ISLAND	YES		YES		1	12	1	3	1	4	
VERMONT				Commissioner: Personnel	1	18	1	5	1	3	
VIRGINIA	YES	YES	YES		1	4	1	4	1	3	
WEST VIRGINIA			YES	Statute	1	20.3	1	7	1	1.9	
DEPARTMENT OF LAW ENFORCEMENT											
FLORIDA		YES									
CANADA											
ONTARIO				Department Policy	1	15	1	7	1	5	
QUEBEC	YES	YES			1	5	1	2	1	2	
					1	13	1	5.5	1	3	

ADMINISTRATION

III. BUDGET

	A. Budget Totals			B. Type of Budget			C. Fiscal Year
	1. Last Fiscal Year	2. Current Fiscal Year	3. Next Fiscal Year	1. Line Item	2. Program	3. Other	
HIGHWAY PATROLS							
ALABAMA	14,060,000	15,492,000	16,900,000	YES			Oct-Sept
ARIZONA	23,638,400	28,758,100	30,000,000	YES			July-June
CALIFORNIA	151,520,433	167,024,720	168,973,418		YES		July-June
COLORADO	11,001,113	12,247,231	14,200,000		YES		July-June
FLORIDA	26,000,000	29,933,800	40,009,855			Combination	July-June
GEORGIA	15,700,000	17,300,000	32,000,000	YES	YES	Zero base	July-June
IOWA	7,706,545	7,881,800	9,775,696	YES			July-June
KANSAS	7,562,157	8,874,652	10,125,614	YES			July-June
MINNESOTA	12,000,000	13,000,000	16,000,000	YES			July-June
MISSISSIPPI	15,300,000	17,100,000	17,955,000	YES	YES		July-June
MISSOURI	22,241,000	24,927,111	27,080,269	YES, equipment	YES, serv. cprts.		July-June
MONTANA							July-June
NEBRASKA	7,358,604	8,531,643	9,077,468	YES			July-June
NEVADA	2,750,596	3,946,500	5,314,990	YES			July-June
NORTH CAROLINA	23,611,387	24,809,211	26,000,000	YES	YES		July-June
NORTH DAKOTA	1,475,479	1,475,479	1,873,099	YES			July-June
OHIO	32,810,855	34,886,699	39,489,585		YES		July-June
OKLAHOMA	12,780,464	14,080,644	16,304,745		YES		July-June
SOUTH CAROLINA	12,000,000	15,000,000	15,000,000		YES		July-June
SOUTH DAKOTA		3,700,000	3,900,000		YES		July-June
TENNESSEE	15,512,300	17,518,300	17,367,140	YES			July-June
TEXAS	54,772,079	56,724,775	60,586,281		YES	Zero base	Sept-Aug
UTAH	4,160,400	4,769,100	5,178,300		YES		July-June
WASHINGTON	22,800,000	27,900,000	30,000,000		YES		July-June
WISCONSIN	12,643,320	12,999,306	14,300,700		YES		July-June
WYOMING	2,494,488	2,494,488	3,767,040	YES			July-June
STATE POLICE							
ALASKA	7,315,100	11,020,500	14,691,400	YES			July-June
ARKANSAS	8,017,719	8,295,954	10,117,541	YES	YES		July-June
CONNECTICUT	16,800,000	18,100,000	22,000,000	YES			July-June
DELAWARE	7,344,108	8,301,994	10,198,000	YES			July-June
IDAHO	6,506,055	8,045,821	8,855,000	YES	YES		July-June
ILLINOIS	37,810,639	39,656,828	47,600,000	YES	YES		July-June
INDIANA	18,515,829	24,825,341	32,378,996	YES	YES		July-June
KENTUCKY	18,532,742	21,214,100	26,293,958		YES		July-June
LOUISIANA	19,338,866	22,618,515	27,142,218	YES	YES		July-June
MAINE	6,360,771	6,406,339	8,255,171	YES	YES		July-June
MARYLAND	29,163,418	32,637,627	36,503,393		YES		July-June
MASSACHUSETTS	15,700,000	17,300,000	21,800,000		YES	Line item on program basis	July-June
MICHIGAN	54,403,442	66,602,607	69,800,000		YES		July-June
NEW HAMPSHIRE	3,758,954	4,603,226		YES			July-June
NEW JERSEY	27,503,187	31,468,461	35,500,000		YES		July-June
NEW MEXICO	7,367,967	7,892,000	10,100,000	YES			July-June
NEW YORK	62,800,000	71,500,000	82,000,000		YES		April-March
OREGON	17,055,334	18,472,141	21,230,000		YES		July-June
PENNSYLVANIA	91,058,000	101,605,000	113,370,000		YES		July-June
RHODE ISLAND	4,442,564	5,040,069	5,406,333	YES			July-June
VERMONT	6,000,000	6,000,000	6,000,000	YES			July-June
VIRGINIA	21,292,186	25,030,515	25,258,025			By activities or segments of operations	July-June
WEST VIRGINIA	8,807,349	9,606,269	10,500,000	YES			July-June
DEPARTMENT OF LAW ENFORCEMENT							
FLORIDA	3,261,053	3,686,522	10,020,766		YES		July-June
CANADA							
ONTARIO	76,577,000				YES		April-March
QUEBEC	76,057,200	96,282,800	109,500,000		YES		April-March

ADMINISTRATION

III. BUDGET

	D. Budget Sources in Percentages of Total				E. Percent of Budget for Personnel		
	1. General Funds	2. Special Funds	3. Highway User Fund	4. Federal Funds	1. Percent for Sworn Personnel	2. Percent for Civilian Personnel	
HIGHWAY PATROLS							
ALABAMA	98	2			65	45	20
ARIZONA	20				59.5	45	16
CALIFORNIA			80		84	67	17
COLORADO	2		100		71	56	15
FLORIDA	90	10		2	68.3	64.3	4.0
GEORGIA	90				68	31.3	36.7
IOWA	100			5	70	68	2
KANSAS	98.53				62	53	9
MINNESOTA	5	95		1.47	75.65	65.92	9.73
MISSISSIPPI	60				40	93.6	3.6
MISSOURI	2.8				66	42	24
MONTANA					66	42	24
NEBRASKA	98.2	1.2			70.9	59.6	11.4
NEVADA				6	62	62	13
NORTH CAROLINA			100		75	62	13
NORTH DAKOTA		100			72	64	8
OHIO					78	73	
OKLAHOMA	66	34			59	51	8
SOUTH CAROLINA					65	60	5
SOUTH DAKOTA					65	60	5
TENNESSEE	98	2			70	46	24
TEXAS		24			77.3	46	24
UTAH				6	74	74	
WASHINGTON	8-11				89	Varies	
WISCONSIN					100	100	
WYOMING	10				75	44	31
					67	67 (combined)	
STATE POLICE							
ALASKA	100				66	53	13
ARKANSAS	35	65			58	49	9
CONNECTICUT	10	90			75	60	15
DELAWARE	100				79	66	13
IDAHO					67.5	67.5	
ILLINOIS			100		79.8		
INDIANA	25				75	68	8
KENTUCKY	91	4.5			68	60	8
LOUISIANA	82			0.1	60	34	13
MAINE	25			18	47	65	
MARYLAND	86	1			75	65	
MASSACHUSETTS	15			3	74	74	
MICHIGAN	81.8				85	74	
NEW HAMPSHIRE	15				18.2	46.8	38.9
NEW JERSEY	100				76	9	68
NEW MEXICO	95				80	61.8	18.1
NEW YORK	100			5	71	49	22
OREGON	12.4	13.5			65	77.4	7.6
PENNSYLVANIA	25				71.3	79.5	73.7
RHODE ISLAND	100				75	81	71
VERMONT	16	3			56	49	7
VIRGINIA	94.9	4			73	80	60
WEST VIRGINIA	96	4			1.1	65.4	52.5
					63	49	14
DEPARTMENT OF LAW ENFORCEMENT							
FLORIDA	94						
				6	69	52	17
CANADA							
ONTARIO	100				85.2	74	11
QUEBEC	100				81	73.8	7.2

ADMINISTRATION

III. BUDGET	F. Percent of Budget for Transportation					IV. PERSONNEL				
	1. Purchase/ Lease of Surface Vehicles	2. Motor Vehicle Fuel and Lubricants			1. Full-time Personnel			2. Part-time Personnel		
		LAST FISCAL YEAR	CURRENT FISCAL YEAR	NEXT FISCAL YEAR	SWORN	CIVILIAN	TOTAL	SWORN	CIVILIAN	
HIGHWAY PATROLS										
ALABAMA	11	6	5	5	No authorized limit			YES		
ARIZONA	8	4	3	3	837	378	1,215	YES		6
CALIFORNIA	5.5	3.5	3	4	5,669	1,907	7,576	YES		88
COLORADO	11	5	3.8	3.4	550	212	762	YES		7
FLORIDA	17.2	6	5	5.8	1,206	520	1,726			
GEORGIA	11	6	5	6	685	577	1,262			
IOWA	27	14	9	9	410	23	433	YES		5
KANSAS	15.46	7.6	8.01	6.94	399	105	504	YES		1
MINNESOTA	15	7	5	6	504	127	631	YES		32
MISSISSIPPI					588	275	863			
MISSOURI		5.1	3.2	3.1	800	768	1,568			
MONTANA					220			YES		
NEBRASKA	17.2	7.8	5	7	383	115	498	YES		
NEVADA	20	9	9	10	151	40	191			
NORTH CAROLINA	17	6	5	6	1,162	301	1,463			
NORTH DAKOTA	10	4	6	6	95	20	115	YES		2
OHIO	12.5	5.47	4.40	4.48	1,372	822	2,194	YES		No maximum
OKLAHOMA	11.3	4.7	6.5	7.2	553	466	1,019	YES		30
SOUTH CAROLINA	24	9	13	15	736	105	841			
SOUTH DAKOTA	26				156	18	174	YES		1
TENNESSEE	15	8	7	7	781	336	1,117			
TEXAS	9	5	2.6	3.1	2,391	1,769	4,160	YES		71
UTAH	19.5	10.3	4.1	5.4	333	69	402			
WASHINGTON	11	4.5			809	544	1,353			
WISCONSIN	17	7			492	161	653			
WYOMING	21				130	24	154			2
STATE POLICE										
ALASKA	15	11			217	165	382	YES		20
ARKANSAS	18	9	6	6	462	163	625			
CONNECTICUT	10	4	2.8	3.6	905	346	1,251	YES		11
DELAWARE		5.5	2.5	3.0	450	103	553			
IDAHO		2.7	5.9	6.1	185	10	195			
ILLINOIS	14	5	8.4	9	1,757	601	2,358			
INDIANA	14.5	8	6.0	6.5	948	500	1,448			
KENTUCKY	11	6.5	4.5	4.5	935	395	1,330	YES		No maximum
LOUISIANA	19	10	4	5	886	280	1,166	YES		5
MAINE	17	8	8	7	319	85	404			
MARYLAND	12.7	5	3.6	3.5	1,454	538	1,992	YES		Varies
MASSACHUSETTS	7.5	5	2.8	3	839	229	1,147			
MICHIGAN	5.6	2.9	2.7	2.7	2,048	800	2,848	YES		59
NEW HAMPSHIRE	9				212	51	263	YES		4
NEW JERSEY	9	5	2.6	2.5	1,827	886	2,713			
NEW MEXICO	14	5	4	5	310	185	495	YES		5-10
NEW YORK	7.3	2.8	1.87	2.74	3,525	558	4,083			
OREGON	13.8	6.3	6.0	6.8	970	158	1,028	YES	64	10
PENNSYLVANIA	8	4	3	3	4,173	878	5,051			
RHODE ISLAND	7.5	3			172	33	205			
VERMONT	18	0.2	3.7	3.4	237	133	370	YES	153	10
VIRGINIA	15.9	8.3	5.1	5.2	1,105	441	1,546	YES		67
WEST VIRGINIA	11	6	5	4	496	220	716	YES		3
DEPARTMENT OF LAW ENFORCEMENT										
FLORIDA	10	5	3	2	162	549	711			
CANADA										
ONTARIO	9	3	5	4.1	3,978	1,267	5,245	YES		404
QUEBEC	10	2.5	3.4	3.6	4,300	1,029	5,329			

ADMINISTRATION

IV. PERSONNEL

	B. Present Employees									
	1. Sworn Personnel				2. Full-time Civilian Personnel	3. Total of Full-time Personnel	4. Part-time Employees			
	a. Total	b. Male	c. Female	d. Females Assigned to Patrol Duty			SWORN	CIVILIAN		
				NUMBER IN 1973						
HIGHWAY PATROLS										
ALABAMA	617	617			406	1,023	YES			3
ARIZONA	757	751	6	4	417	1,174	YES			6
CALIFORNIA	5,555	5,527	28		1,929	7,484	YES	Begin Feb.'75		82
COLORADO	550	550			212	762	YES			7
FLORIDA	1,098	1,098			493	1,591				
GEORGIA	685	685			577	1,262				
IOWA	401	401			23	424	YES			5
KANSAS	373	373			96	469	YES			1
MINNESOTA	504	504			127	631	YES			32
MISSISSIPPI	588	588			275	863				
MISSOURI	739	739			768	1,507				
MONTANA	220	220			78	298	YES			
NEBRASKA	363	383			111	494				
NEVADA	146	146			40	186				
NORTH CAROLINA	1,124	1,124			301	1,425				
NORTH DAKOTA	93	93			20	113	YES			2
OHIO	1,326	1,326			793	2,119	YES			9
OKLAHOMA	553	553			466	1,019	YES			30
SOUTH CAROLINA	736	736			105	841				
SOUTH DAKOTA	147	147			17	164	YES			1
TENNESSEE	763	762	1		336	1,099		1		
TEXAS	2,391	2,386	5		1,734	4,160	YES			71
UTAH	327	327			69	396				
WASHINGTON	764	764			483	1,247				
WISCONSIN	476	476			151	627	YES			5
WYOMING	122	122			24	146	YES			2
STATE POLICE										
ALASKA	207	207			160	367	YES			20
ARKANSAS	450	450			138	588				
CONNECTICUT	864	853	11	13	326	1,190	YES			9
DELAWARE	431	431			102	533				
IDAHO	185	185			10	195				
ILLINOIS	1,692	1,692			576	2,268	YES			2
INDIANA	913	913			468	1,381				
KENTUCKY	820	820			395	1,215	YES			5
LOUISIANA	848	847	1		275	1,123	YES			5
MAINE	316	316			85	401				
MARYLAND	1,438	1,428	10		498	1,936	YES			Varies
MASSACHUSETTS	924	921	3	3	237	1,288				
MICHIGAN	1,994	1,987	7	3	711	2,705	YES			59
NEW HAMPSHIRE	211	211			51	263	YES			4
NEW JERSEY	1,700	1,700			763	2,463				
NEW MEXICO	282	282			185	467	YES			
NEW YORK	3,375	3,371	4	4	518	3,893				
OREGON	918	912	6	2	154	1,079	YES		6	3
PENNSYLVANIA	3,935	3,911	24	25	755	4,690	YES			2
RHODE ISLAND	172	172			33	205				
VERMONT	226	226			129	355	YES		153	10
VIRGINIA	1,088	1,088			408	1,496	YES			67
WEST VIRGINIA	488	488			211	699	YES			3
DEPARTMENT OF LAW ENFORCEMENT										
FLORIDA	151	150	1	2	434	585				
CANADA										
ONTARIO	3,887	3,857	30		1,219	5,106	YES			404
QUEBEC	4,017	4,017			927	4,944				

ADMINISTRATION

IV. PERSONNEL

	C. Auxiliary Force					D. Manpower Allocation/Deployment Studies for Patrol Force		
	1. Number Uniformed	2. Number Clerical	3. Police Powers		1. First Study In	2. Average Studies per Annum	3. Unit Responsible for Studies	
			WHEN ON DUTY	ONLY WHEN AUTHORIZED				
HIGHWAY PATROLS								
ALABAMA	YES	400		YES	YES			
ARIZONA	YES	66		YES	YES	1969	4	
CALIFORNIA					YES	1964	4	
COLORADO					YES	1956	1	
FLORIDA	YES	800			YES	1971	As needed	
GEORGIA					YES		1	
IOWA					YES		Constant	
KANSAS								
MINNESOTA					YES	1968	1	
MISSISSIPPI					YES	1952	2-3	
MISSOURI								
MONTANA								
NEBRASKA					YES	1969	1	
NEVADA					YES	1966	1	
NORTH CAROLINA					YES	1973	1	
NORTH DAKOTA					YES			
OHIO	YES	2,116						
OKLAHOMA								
SOUTH CAROLINA					YES	1973	2	
SOUTH DAKOTA					YES	1971	1	
TENNESSEE			YES	YES	YES	Prior to 1957	1	
TEXAS					YES			
UTAH					YES	1974	1	
WASHINGTON			YES	YES	YES	1955	Biennial	
WISCONSIN					YES	1974	1	
WYOMING					YES			
STATE POLICE								
ALASKA								
ARKANSAS								
CONNECTICUT	YES	650	YES	YES	YES	1971	2	
DELAWARE					YES	1973	12	
IDAHO			YES	YES				
ILLINOIS			YES	YES	YES			
INDIANA					YES	1974		
KENTUCKY					YES	1974	2	
LOUISIANA					YES	1973	1	
MAINE					YES	1972	1	
MARYLAND					YES	1950	2	
MASSACHUSETTS	YES	50			YES	1972	1	
MICHIGAN								
NEW HAMPSHIRE	YES	60	YES	YES	YES		2-3	
NEW JERSEY					YES			
NEW MEXICO	YES	200	YES		YES	1968	1	
NEW YORK					YES	In progress		
OREGON								
PENNSYLVANIA					YES	1965	1	
RHODE ISLAND	YES	10	YES	YES				
VERMONT								
VIRGINIA					YES		2	
WEST VIRGINIA								
DEPARTMENT OF LAW ENFORCEMENT								
FLORIDA								
CANADA								
ONTARIO	YES	544	1	YES	YES	1973	1	
QUEBEC					YES	1974	Continuous	

ADMINISTRATION

IV. PERSONNEL

	D. Manpower Allocation/Deployment Studies for Patrol Force	E. Selective Enforcement for High Accident Locations	
		4. Criteria for Manpower Allocation	COMPUTER USED TO DETERMINE LOCATIONS
HIGHWAY PATROLS			
ALABAMA			
ARIZONA	Game Plan, Assignment Evaluations, Enforcement Studies	YES	YES
CALIFORNIA	Accidents per 100 million miles; Injuries per 100 million miles	YES	YES
COLORADO	Jurisdiction's Motor Vehicle Travel	YES	YES
FLORIDA	IACP formula	YES	YES
GEORGIA	Accidents, sales tax, vehicle registration, obligated time	YES	YES
IOWA	Population, highway miles, vehicle registration, accidents, licensed drivers	YES	YES
KANSAS		YES	YES
MINNESOTA	Basic coverage, special details, accidents, traffic volume	YES	YES
MISSISSIPPI	Population, vehicle registration, miles traveled, accidents, highway miles	YES	YES
MISSOURI		YES	
MONTANA			
NEBRASKA	Population, registration, traffic flow		
NEVADA	Registration, geographical needs, traffic count	YES	YES
NORTH CAROLINA	Accidents, population, highway miles, all reduced to an index basis	YES	YES
NORTH DAKOTA	Accidents, licensed drivers, vehicle registration, miles of highway, tourist traffic	YES	YES
OHIO		YES	YES
OKLAHOMA		YES	YES
SOUTH CAROLINA	Licensed drivers, vehicle registration, miles of highway	YES	YES
SOUTH DAKOTA	Accident data, miles of highway, vehicles per hour	YES	YES
TENNESSEE	Population, registration, road mileage, traffic volume, injury accidents	YES	YES
TEXAS	Rural vehicle miles, fatal accidents, population and licensed drivers, registered vehicles and commercial vehicles	YES	YES
UTAH		YES	YES
WASHINGTON	Detachment Time Study Formula	YES	YES
WISCONSIN	1 Resident Liaison Trooper per county, Selective Enforcement, 24-hr. service commitment on Interstate Highway	YES	YES
WYOMING		YES	YES
STATE POLICE			
ALASKA			
ARKANSAS		YES	YES
CONNECTICUT	Population, criminal cases, local police, highway miles, traffic volume, accidents and services, etc.	YES	YES
DELAWARE	Population density and criminal activity	YES	
IDAHO			
ILLINOIS	Manpower Allocation Formula, Selective Assignment	YES	YES
INDIANA	Peak call periods, response time	YES	YES
KENTUCKY	Crime rate, accident experience, other calls for service	YES	YES
LOUISIANA		YES	YES
MAINE	Calls for service, accidents, response time	YES	YES
MARYLAND	Workload	YES	YES
MASSACHUSETTS	Criminal, traffic, citizen service activity related to cost per decentralized unit	YES	YES
MICHIGAN			
NEW HAMPSHIRE			
NEW JERSEY	Service demand		
NEW MEXICO	Formula	YES	YES
NEW YORK	In developmental stages		
OREGON		YES	
PENNSYLVANIA	Workload and geographical area		
RHODE ISLAND		YES	YES
VERMONT		YES	
VIRGINIA	Percentage factor for each county based on: crashes, traffic volume, highway miles	YES	YES
WEST VIRGINIA		YES	Periodic
DEPARTMENT OF LAW ENFORCEMENT			
FLORIDA			
CANADA			
ONTARIO	Authorized complement calculated annually from detachment statistics, with adjustments for variables	YES	YES
QUEBEC	Population, crime rate		

ADMINISTRATION

IV. PERSONNEL

	F. Attrition											
	1. Total Sworn Personnel Separated in:		2. Percent of Sworn Turnover in 1972									4. Agency Ascertains Reasons for Voluntary Resignations
	1972	1973	a. Total	b. All Retirements	c. Job Related Injury/Illness	d. Job Related Death	e. Death Not Job Related	f. Voluntary Resignation	g. Dismissal			
PROBATIONARY PERSONNEL									POST-PROBATIONARY PERSONNEL			
HIGHWAY PATROLS												
ALABAMA	47	18	7.4	3.9		.1		3.1				
ARIZONA	53	30	7.8	1.72	.86			4.59	.43	.14	.25	
CALIFORNIA	528	445	9.0	1.0				4.0				
COLORADO	53	67	10.0	1.14	.57	.38	.19	8.03	.38	.19	.19	
FLORIDA	83	82	8.0									
GEORGIA	53	42	7.7	2.8	1.2			2.8	.4		.4	
IOWA	10	17	2.4	.9			.2	.97				
KANSAS	17	18	6.33	.63	.31	.31		4.39				
MINNESOTA	8	16	2	1				.6				
MISSISSIPPI												
MISSOURI	26	34	3.5	1.6				1.9				
MONTANA	1	8	1	1	.05			.05	.05	.05		
NEBRASKA	14	19	4.3	.9			.3	3				
NEVADA	13	12	10.7					10.7				
NORTH CAROLINA	64	75	6.4	.8	.2	.5	.3	4.4	.2		.2	
NORTH DAKOTA	6	5	5	2				3				
OHIO	45	52	4.4	1.0	.04	.02		3.4				
OKLAHOMA	26	40	4.7	1.7		.38	.19	2.6		.19		
SOUTH CAROLINA	54	47	8.3	.15		.31		7.2	.6		.6	
SOUTH DAKOTA	2	9	1					1				
TENNESSEE	57	63	11.4	2.6	.4		.2	7.6	1	2	.8	
TEXAS	120	142	5.58	.32		.09	.09	4.52	.56		.56	
UTAH	3	8	1.4				.5	.9				
WASHINGTON	32	35	4.0	1.42	.12			2.71				
WISCONSIN	33	23	6.7	.4	.2	.2	.6	4.87	.4		.4	
WYOMING		5										
STATE POLICE												
ALASKA	24	35	11	1				10				
ARKANSAS	34	29	8.2	.2				8				
CONNECTICUT		75										
DELAWARE	17	25	4.42	0.78	.26	.78	.26	1.56				
IDAHO	17	13	9	1	1			4	4	2	2	
ILLINOIS	35	40	2.1	1.3		.06	.18	.53				
INDIANA	32	37	3.37	2.37	.016	.008		3.21	.1		.1	
KENTUCKY	58	45	8.4	.02		.02		8	.36			
LOUISIANA	51	65	7	4	.3		.5	2	.6		.6	
MAINE	20	17	3.1	2.5	.3			.3				
MARYLAND	47	52	3.7	.6	.16	.16		2.5	.08	.08		
MASSACHUSETTS	36	29	4.2	2.6				1.4	.24		.24	
MICHIGAN	44	74	2.45	.9		.05	.1	1.1	.3	.2	1	
NEW HAMPSHIRE	11	13	7	4				4				
NEW JERSEY	55	38	3.3	1.3	.2		.4	1.4	.1		.1	
NEW MEXICO	21	11	7.5	1.07	.35			5.35	1.07	.35	.70	
NEW YORK	101	117	3.11	1.66	.18		.09	1.14	.22	.06	.15	
OREGON	58	77	7.5	1.2		1		4.8	1.5	1.5		
PENNSYLVANIA	90	112	2.3	.9		.1	.1	1.1	.1		.1	
RHODE ISLAND												
VERMONT	16	18	7.1									
VIRGINIA	68	65	6	1	.5		.2	4.4	.01		.01	
WEST VIRGINIA	23	19	5.4	2.1				3.3				
DEPARTMENT OF LAW ENFORCEMENT												
FLORIDA			1.0					1.0				
CANADA												
ONTARIO	137	191	3.53	.51		.02	.23	2.65	.12	.12		
QUEBEC	110	72	3		1		.25	1.25	.5	.4	.1	

ADMINISTRATION

IV. PERSONNEL

	F. Attrition											
	3. Percent of Sworn Turnover in 1973										4. Agency Ascertains Reasons for Voluntary Resignations	
	a. Total	b. All Retirements	c. Job Related Injury/Illness	d. Job Related Death	e. Death Not Job Related	f. Voluntary Resignation	g. Dismissal					
PROBATIONARY PERSONNEL							POST-PROBATIONARY PERSONNEL					
HIGHWAY PATROLS												
ALABAMA	2.06	.79				1.1	.95	.95				YES
ARIZONA	4.8	1.14	.77	.13	.26	.63	.89	.64	.26			YES
CALIFORNIA	8.0	1.0				4.0						YES
COLORADO	12.2	1.28	.91	.36	.18	9.7	.18	.18				YES
FLORIDA	7.0			.3								YES
GEORGIA	6.1	2.8	1.3	.2		1.5	.4			.4		YES
IOWA	4.1	1.2	.2			3.1						YES
KANSAS	5.42	1.51	.6	.6		3.31						YES
MINNESOTA	3	1	.2	.2	.2	1						YES
MISSISSIPPI												YES
MISSOURI	4.6	2.0				2.6						YES
MONTANA	3.5	2.5			.5	3						YES
NEBRASKA	5.6	1.2	.3			4.4						YES
NEVADA	8.5				.68	6.46	1.36	.68	.68			YES
NORTH CAROLINA	7.5	1.8	.2	.2		5.4	.1			.1		YES
NORTH DAKOTA	5	2				3						YES
OHIO	4.9	2.0	.02	.01	.03	3.9	.01			.01		YES
OKLAHOMA	7.6	3.9				4.2		.19				YES
SOUTH CAROLINA	6.7	1.0		.2		5.2	.1			.1		YES
SOUTH DAKOTA	6.0	4.0				2.0						YES
TENNESSEE	11.66	3.52	.19		.37	7.6	.19			.19		YES
TEXAS	6.54	.64	.04		.27	4.7	.96	.13	.83			YES
UTAH	3.5	.5				3						YES
WASHINGTON	4.51	1.68				2.84						YES
WISCONSIN	4.67	.6				3.8	.7			.2		YES
WYOMING					1							YES
STATE POLICE												
ALASKA	8		.4			5	.4			.4		YES
ARKANSAS	6.5	.7				5.8						YES
CONNECTICUT	9	3	1	.24		6	.12	.12				YES
DELAWARE	6.13	4.90				.98	.25					YES
IDAHO	7	1	1			3	2	1	1			YES
ILLINOIS	2.3	1.3			.06	.76	.18	.18				YES
INDIANA	3.90	3.03	.024		.016	3.90	.1			.1		YES
KENTUCKY	6.1	1.6		.02	.04	4.44						YES
LOUISIANA	9	6	.4	.2	.1	2	.6	.4	.2			YES
MAINE	2.3	1.6			.3	.4						YES
MARYLAND	3.9	.8		.15		2.9						YES
MASSACHUSETTS	3.5	2.6			.12	.82	.12			.12		YES
MICHIGAN	4.8	2.5			.1	.8	.2	.1	.1			YES
NEW HAMPSHIRE	7	1	.5			6						YES
NEW JERSEY	2.3	1	.06	.1	.1	1						YES
NEW MEXICO						3.02	.67			.67		YES
NEW YORK	3.61	2.45	.03	.06	.06	.98	.03	.03				YES
OREGON	9.4	2.9				5.3	1.2	1.2				YES
PENNSYLVANIA	2.8	1.8	.1	.1	.1	.8						YES
RHODE ISLAND												YES
VERMONT	7.8											YES
VIRGINIA	6	.8	2	.1	.3	4.6	.01	.01				YES
WEST VIRGINIA	4.1	.6				3.5						YES
DEPARTMENT OF LAW ENFORCEMENT												
FLORIDA	3.0					3.0						YES
CANADA												
ONTARIO	4.95	.75			.44	3.71	.05	.025				YES
QUEBEC	2			.06	.3	.6	.24	.18	.6			YES

ADMINISTRATION

IV. PERSONNEL				V. ACCIDENT EXPERIENCE			
F. Attrition				A. 1972 Vehicle Accidents			
4. Agency Ascertains Reasons for Voluntary Resignations		5. Percentage of Recruit/Probationary Troopers Dismissed Before Completing Probation in:		1. Sworn Personnel Killed (k) or Injured (i) in Surface Vehicle Accidents			
REASONS IN DESCENDING ORDER OF FREQUENCY		1972		a. Total		b. Type of unit	
				(k)	(i)	(1) One-man vehicle (except motorcycle)	
				(k)	(i)	(k)	(i)
HIGHWAY PATROLS							
ALABAMA	New program, no trends established		12.5		3		3
ARIZONA		.16	3.3		12		9
CALIFORNIA	Other state agency, other law enforcement, other employment	1.3	.55	1	245		
COLORADO	Not suited to law enforcement; Duty hours; Location; Pay	.03	.01		18		18
FLORIDA	Higher paying jobs; Employment in permanent location			1	33	1	30
GEORGIA							
IOWA	Pay; Duty hours				5		5
KANSAS	Financial gain; Job dissatisfaction				1		1
MINNESOTA					14		14
MISSISSIPPI							
MISSOURI							
MONTANA	Pay			1	1		
NEBRASKA	Private enterprise				2		
NEVADA	For better position				3		1
NORTH CAROLINA	Regimentation of recruit school; Family problems			3	36	3	36
NORTH DAKOTA	Inadequate pay; Working conditions				1		
OHIO				1	17	1	15
OKLAHOMA	Salary; Personal problems	4.16	3.22	2	81	2	
SOUTH CAROLINA		1	1				
SOUTH DAKOTA	Enter private business; Better job; Job dissatisfaction						
TENNESSEE	Better pay; Personal reasons		1.58		35		
TEXAS	Personal reasons; Other employment		1.4		22		
UTAH	Pay; Higher pay	5	7		8	8	
WASHINGTON	Personal	25	28		17		17
WISCONSIN	Salary; Transfer within state; Rotating shifts; Continue education	13.5			9		
WYOMING	Salary; Accept better jobs with other agencies						
STATE POLICE							
ALASKA	Personal reasons						
ARKANSAS	Better pay				35		35
CONNECTICUT		21	24				
DELAWARE			3.33	1	9	1	6
IDAHO	Further education; Lateral transfer; Related civilian jobs private industry	2	2		1		1
ILLINOIS	Pay; Job duties & regulations; Normal family life; attitude of "public" towards police		11.1	1	48	1	46
INDIANA				1	18	1	
KENTUCKY	Salary; Other interest; Health				24		24
LOUISIANA			3				
MAINE	Pay; Less work hours; Irregular hours						
MARYLAND	Pay; Personal problems	.08			37		37
MASSACHUSETTS					29		29
MICHIGAN	Other employment; Personal reasons; Not suited for police; Enter business	2.2	1.3		38		
NEW HAMPSHIRE	Better job opportunities; Incompatible with work				1		52
NEW JERSEY	Other employment; Family reasons				51		
NEW MEXICO					4		4
NEW YORK	Other employment; Business opportunity	.2	.73				
OREGON	Other employment; Dissatisfaction; Personal reasons; Further education	7.6	28.8				
PENNSYLVANIA	Early retirement; Other employment			1		1	
RHODE ISLAND					9		7
VERMONT							
VIRGINIA	Better pay; More benefits		1.1		38		38
WEST VIRGINIA	Better pay	3.3	3.3				
DEPARTMENT OF LAW ENFORCEMENT							
FLORIDA	Pay						
CANADA							
ONTARIO	Dissatisfied with police work; Transfers; Better pay	3.26	1.14	1	83		64
QUEBEC	Transfer; Better career in other police agencies; Job unsuitability						

ADMINISTRATION

V. ACCIDENT EXPERIENCE													
A. 1972 Vehicle Accidents													
1. Sworn Personnel Killed (k) or Injured (i) in Surface Vehicle Accidents													
b. Type of unit				C. Type of Accident									
(2) Two-man vehicle		(3) Motorcycle		(1) Single vehicle		(2) Multi-vehicle		(3) Routine patrol		(4) Pursuit or emergency		(5) Stopped/Parked in vehicle (except motorcycle)	
(k)	(i)	(k)	(i)	(k)	(i)	(k)	(i)	(k)	(i)	(k)	(i)	(k)	(i)
HIGHWAY PATROLS													
ALABAMA					2		1			2			
ARIZONA		2		1		1		8		10		5	
CALIFORNIA	1			80		71		141		85		27	38
COLORADO				4		11		7		13		5	13
FLORIDA		1				1	5	28		19	1	12	
GEORGIA													4
IOWA								5		5		3	2
KANSAS						1		1		1			1
MINNESOTA						3		11		4		4	6
MISSISSIPPI													
MISSOURI													
MONTANA	1												
NEBRASKA		2						1	1				
NEVADA								2		2		1	1
NORTH CAROLINA				1		1		1		1		1	
NORTH DAKOTA						3	13	23		26	3	10	12
OHIO		2						1		1			
OKLAHOMA								7	1	10		14	3
OKLAHOMA						2				1			1
SOUTH CAROLINA													
SOUTH DAKOTA													
TENNESSEE													
TEXAS													
UTAH						3		12		12		1	1
WASHINGTON						1		6		1			5
WISCONSIN								17		15		2	
WYOMING						1		8		3		2	4
STATE POLICE													
ALASKA													
ARKANSAS						6		29		35		22	
CONNECTICUT													
DELAWARE		3				3	1	6	1	7		2	
IDAHO								1					
ILLINOIS		2				8	1	40	1	21		27	24
INDIANA								1				1	
KENTUCKY													
KENTUCKY						23		1		5		11	3
LOUISIANA													
MAINE													
MARYLAND										32		5	7
MASSACHUSETTS						8		21		17		12	5
MICHIGAN													
NEW HAMPSHIRE													
NEW HAMPSHIRE						16		36		45		7	2
NEW JERSEY						58							
NEW MEXICO													
NEW MEXICO												4	
NEW YORK													
OREGON													
PENNSYLVANIA									1		1		
RHODE ISLAND		2								9		7	2
VERMONT													5
VIRGINIA													
VIRGINIA						14		24		31		7	5
WEST VIRGINIA													
DEPARTMENT OF LAW ENFORCEMENT													
FLORIDA													
CANADA													
ONTARIO		1	9		11		11	1	67			5	
QUEBEC													

ADMINISTRATION

V. ACCIDENT EXPERIENCE

	A. 1972 Vehicle Accidents												
	1. Sworn Personnel Killed (k) or Injured (i) in Surface Vehicle Accidents				2. Sworn Personnel Killed (k) or Injured (i) in Aircraft Accidents								
	c. Type of Accident				a. Total				b. Type of Accident				
	(6) Stopped/Parked on motorcycle		(7) On foot		(k)		(i)		(1) Mechanical mal-function		(2) Mid-air collision with other craft		(3) Other
(k)	(i)	(k)	(i)	(k)	(i)	(k)	(i)	(k)	(i)	(k)	(i)	(k)	(i)
HIGHWAY PATROLS													
ALABAMA													
ARIZONA													
CALIFORNIA		3	1	33		1							1
COLORADO													
FLORIDA													
GEORGIA													
IOWA													
KANSAS													
MINNESOTA													
MISSISSIPPI													
MISSOURI													
MONTANA			1										
NEBRASKA													
NEVADA				1									
NORTH CAROLINA													
NORTH DAKOTA													
OHIO													
OKLAHOMA				1									
SOUTH CAROLINA													
SOUTH DAKOTA													
TENNESSEE													
TEXAS													
UTAH					1								
WASHINGTON				1									
WISCONSIN													
WYOMING													
STATE POLICE													
ALASKA													
ARKANSAS													
CONNECTICUT													
DELAWARE													
IDAHO													
ILLINOIS													
INDIANA													
KENTUCKY													
LOUISIANA													
MAINE													
MARYLAND					2							2	
MASSACHUSETTS		5		5									
MICHIGAN													
NEW HAMPSHIRE													
NEW JERSEY													
NEW MEXICO													
NEW YORK													
OREGON													
PENNSYLVANIA													
RHODE ISLAND													
VERMONT													
VIRGINIA						1			1				
WEST VIRGINIA													
DEPARTMENT OF LAW ENFORCEMENT													
FLORIDA													
CANADA													
ONTARIO													
QUEBEC													

ADMINISTRATION

V. ACCIDENT EXPERIENCE

	B. 1972 Non-Vehicle Accidents								C. 1973 Vehicle Accidents				
	1. Total		2. Firearm		3. Fall		4. Other		1. Sworn Personnel Killed (k) or Injured (i) in Surface Vehicle Accidents				
									a. Total		b. Type of Unit		
	(k)	(i)	(k)	(i)	(k)	(i)	(k)	(i)	(k)	(i)	(1) One-man vehicle (except motorcycle)		
										(k)	(i)	(k)	(i)
HIGHWAY PATROLS													
ALABAMA	1	15		1		4	1-electrocution				3		2
ARIZONA		100				6		68-Training; 20-Motorist assist			17		14
CALIFORNIA	2	875	2	1		168			2	225	1		15
COLORADO		74		1				707					
FLORIDA										4			37
GEORGIA													
IOWA		35				12		16-Lifting		10			10
KANSAS										5			2
MINNESOTA		52		2		17		33		12			12
MISSISSIPPI													
MISSOURI													
MONTANA		1		1									
NEBRASKA									1	3			3
NEVADA										5			4
NORTH CAROLINA										4			3
NORTH DAKOTA										29			29
OHIO													
OKLAHOMA	1			1					1	5	1		5
SOUTH CAROLINA										73			
SOUTH DAKOTA									1				
TENNESSEE													
TEXAS		10		2		3				45			
UTAH		39				9		3-Burns; 1-Lifting; 1-Car jack	2	7			6
WASHINGTON	1	136	1	1		14		10-Lifting; 20-Other		3			2
WISCONSIN		51						30-Lifting		7			7
WYOMING						11		17-Training; 7-Accident scene; 16-Other		8			7
STATE POLICE													
ALASKA													
ARKANSAS													
CONNECTICUT										16			16
DELAWARE										40			40
IDAHO		38				6		17-Training; 1-Fire; 15-Other		5			5
ILLINOIS		123		1		38		16-Training; 8-Eye	2	2			
INDIANA		19		1		5				43			43
KENTUCKY	1							13		22			22
LOUISIANA								1-Boating	1	28	1		28
MAINE									2	17	2		17
MARYLAND		362											
MASSACHUSETTS		87		1		14		7-Flares; 9-Lifting		41			
MICHIGAN	1	191	1	1		45				28			27
NEW HAMPSHIRE								145		36			
NEW JERSEY										1			1
NEW MEXICO									1	32	1		
NEW YORK										18			18
OREGON													
PENNSYLVANIA													
RHODE ISLAND										136			
VERMONT										5			2
VIRGINIA		203		3				97-Training					
WEST VIRGINIA									1	30	1		30
DEPARTMENT OF LAW ENFORCEMENT													
FLORIDA													
CANADA													
ONTARIO										90			51
QUEBEC									3	74			

ADMINISTRATION

V. ACCIDENT EXPERIENCE

C. 1973 Vehicle Accidents													
1. Sworn Personnel Killed (k) or Injured (i) in Surface Vehicle Accidents													
b. Type of Unit				c. Type of Accident									
(2) Two-man vehicle		(3) Motorcycle		(1) Single vehicle		(2) Multi-vehicle		(3) Routine patrol		(4) Pursuit or emergency		(5) Stopped/parked, in vehicle (except motorcycle)	
(k)	(i)	(k)	(i)	(k)	(i)	(k)	(i)	(k)	(i)	(k)	(i)	(k)	(i)
HIGHWAY PATROLS													
ALABAMA					2		1		2		1		
ARIZONA			3		3		14		9		6		11
CALIFORNIA		1	78		63	2	132		191	2	28		36
COLORADO			3		9		6		12		3		7
FLORIDA		2			7		32		26		13		6
GEORGIA													
IOWA					2		8		10		3		
KANSAS		4			1		5		2		1		2
MINNESOTA					4		9		2		1		8
MISSISSIPPI													
MISSOURI													
MONTANA	1				1	1		1	3		1		
NEBRASKA		1					5		4		1		2
NEVADA				1	1				1		1		2
NORTH CAROLINA					12		17		17		12		6
NORTH DAKOTA													
OHIO					2	1	3		4	1	1		
OKLAHOMA													
SOUTH CAROLINA					1				1				
SOUTH DAKOTA													
TENNESSEE													
TEXAS		1			1	5	2	1	7		2		1
UTAH							2		1				2
WASHINGTON							7						4
WISCONSIN			1		2		5		3		1		4
WYOMING													
STATE POLICE													
ALASKA													
ARKANSAS					3		13		16		12		
CONNECTICUT					35		139		52		49		35
DELAWARE					3		2		3		2		
IDAHO			2	2	2				1	1	1		
ILLINOIS					6		37		14		29		23
INDIANA									22				
KENTUCKY					63		132		35		29		36
LOUISIANA					2			1		1			
MAINE													
MARYLAND									28		7		12
MASSACHUSETTS			1		6		22		18		10		4
MICHIGAN													
NEW HAMPSHIRE						1							
NEW JERSEY					1								
NEW MEXICO									18				
NEW YORK													
OREGON													
PENNSYLVANIA													
RHODE ISLAND		2			1		3		3		1		1
VERMONT													
VIRGINIA					1	10	20		27	1	3		
WEST VIRGINIA													
DEPARTMENT OF LAW ENFORCEMENT													
FLORIDA													
CANADA													
ONTARIO		18		20	12		75				1		
QUEBEC	3			7				3					

ADMINISTRATION

V. ACCIDENT EXPERIENCE

C. 1973 Vehicle Accidents															
1. Sworn Personnel Killed (k) or Injured (i) in Surface Vehicle Accidents								2. Sworn Personnel Killed (k) or Injured (i) in Aircraft Accidents							
c. Type of Accident								a. Total		b. Type of Accident					
(6) Stopped/parked on motorcycle				(7) On foot				(k)	(i)	(1) Mechanical malfunction		(2) Mid-air collision with other craft		(3) Other	
(k)	(i)	(k)	(i)	(k)	(i)	(k)	(i)	(k)	(i)	(k)	(i)	(k)	(i)	(k)	(i)
HIGHWAY PATROLS															
ALABAMA															
ARIZONA															
CALIFORNIA			2				27			1					
COLORADO															1
FLORIDA															
GEORGIA															
IOWA															
KANSAS										1					
MINNESOTA															
MISSISSIPPI															
MISSOURI															
MONTANA											1				
NEBRASKA															
NEVADA			1						1						
NORTH CAROLINA															
NORTH DAKOTA															
OHIO															
OKLAHOMA															
SOUTH CAROLINA															
SOUTH DAKOTA															
TENNESSEE															
TEXAS															
UTAH										1					
WASHINGTON															
WISCONSIN															
WYOMING															
STATE POLICE															
ALASKA															
ARKANSAS															
CONNECTICUT															
DELAWARE															
IDAHO															
ILLINOIS															
INDIANA											1		1		
KENTUCKY											1		1		
LOUISIANA															
MAINE															
MARYLAND															
MASSACHUSETTS											2		2		
MICHIGAN											4		3		
NEW HAMPSHIRE															
NEW JERSEY															
NEW MEXICO															
NEW YORK															
OREGON															
PENNSYLVANIA															
RHODE ISLAND															
VERMONT															
VIRGINIA															
WEST VIRGINIA															
DEPARTMENT OF LAW ENFORCEMENT															
FLORIDA															
CANADA															
ONTARIO															
QUEBEC															

ADMINISTRATION

V. ACCIDENT EXPERIENCE

	D. 1973 Non-Vehicle Accidents							
	1. Total		2. Firearm		3. Fall		4. Other	
	(k)	(j)	(k)	(i)	(k)	(i)	(k)	(i)
HIGHWAY PATROLS								
ALABAMA		15		1		4		
ARIZONA	1	97		2		17	1-Fire/explosion	34-Training; 35-Motorist assist
CALIFORNIA	1	955	1	7		150		798
COLORADO	2	66	1			21	1-Heart	
FLORIDA								
GEORGIA								
IOWA		24				11	7-Lifting; 2-Animal	7-Lifting; 2-Animal
KANSAS								
MINNESOTA	1	54	1			18		36
MISSISSIPPI								
MISSOURI								
MONTANA								
NEBRASKA								
NEVADA								
NORTH CAROLINA								
NORTH DAKOTA								
OHIO								
OKLAHOMA								
SOUTH CAROLINA								
SOUTH DAKOTA								
TENNESSEE								
TEXAS		15		1		6		4-Lifting; 3-Cuts; 1-Burn
UTAH		30				9		7-Lifting; 14-Others
WASHINGTON		127				2		20-Lifting; 60-Others
WISCONSIN		26		1		8		4-Lifting; 13-Others
WYOMING								
STATE POLICE								
ALASKA								
ARKANSAS								
CONNECTICUT								
DELAWARE		45				9		19-Training; 17-Others
IDAHO								
ILLINOIS		114				25		8-Training; 15-Others
INDIANA								
KENTUCKY								
LOUISIANA								
MAINE								
MARYLAND		313						
MASSACHUSETTS		92				18		12-Lifting; 7-Fires
MICHIGAN		155		3		27		125
NEW HAMPSHIRE		1		1				
NEW JERSEY								
NEW MEXICO								
NEW YORK	2		1					
OREGON								
PENNSYLVANIA								
RHODE ISLAND								
VERMONT								
VIRGINIA		150						42-Training
WEST VIRGINIA								
DEPARTMENT OF LAW ENFORCEMENT								
FLORIDA								
CANADA								
ONTARIO								
QUEBEC		233				31		

ADMINISTRATION

VI. CRIMINAL ASSAULT EXPERIENCE

	A. 1972 Criminal Assault							
	1. Total of Assault Cases	2. Officer Victims			3. Type of Patrol Unit			c. Killed Officers from One-Man Unit
		a. Killed	b. Injured	HOSPITALIZED OVER 24 HOURS	a. Total of Assaulted Officers from One-Man Unit	b. Injured Officers from One-Man Unit	HOSPITALIZED OVER 24 HOURS	
HIGHWAY PATROLS								
ALABAMA		1						1
ARIZONA			16		13			
CALIFORNIA		1	288					
COLORADO	11		1		11	1		
FLORIDA								
GEORGIA								
IOWA	4		4		4	4	4	
KANSAS								
MINNESOTA	5		5		5	5		
MISSISSIPPI								
MISSOURI								
MONTANA								
NEBRASKA								
NEVADA								
NORTH CAROLINA	115	2	115	35	115	115	35	2
NORTH DAKOTA								
OHIO								
OKLAHOMA		1						
SOUTH CAROLINA	11	1	9		10	1		1
SOUTH DAKOTA								
TENNESSEE			26	2	19	19		
TEXAS	9		6		5			
UTAH	1		1	1	1	1	1	
WASHINGTON	67		15	6	15	67	15	1
WISCONSIN		1	4		5	5		1
WYOMING								
STATE POLICE								
ALASKA								
ARKANSAS	36		36	4	36	36	4	
CONNECTICUT	47		15		47	15		
DELAWARE	48	2	13		29			
IDAHO	2		2		2	2		
ILLINOIS			19	5		17	4	
INDIANA					19			1
KENTUCKY	33		33	12	33	93	6	2
LOUISIANA								
MAINE								
MARYLAND	135		47		106			
MASSACHUSETTS	11		11		9	9		
MICHIGAN		4	45					1
NEW HAMPSHIRE								
NEW JERSEY	44		9		18			
NEW MEXICO								
NEW YORK	101		77		26			
OREGON								
PENNSYLVANIA		1						
RHODE ISLAND								
VERMONT								
VIRGINIA			39		39	39		
WEST VIRGINIA								
DEPARTMENT OF LAW ENFORCEMENT								
FLORIDA	1		1	1		1	1	
CANADA								
ONTARIO								
QUEBEC								

ADMINISTRATION

VI. CRIMINAL ASSAULT EXPERIENCE

A. 1972 Criminal Assault						
4. Assaultants' Weapons—Number of Instances Utilized						
a. Firearms				b. Motor Vehicle	c. Knife	d. Other
(1) Total	(2) Shoulder weapon	(3) Handgun	(4) Machinegun			
HIGHWAY PATROLS						
ALABAMA						
ARIZONA						
CALIFORNIA						
COLORADO	1		1	1		10
FLORIDA						
GEORGIA						
IOWA						
KANSAS					1	4
MINNESOTA						
MISSISSIPPI						
MISSOURI						
MONTANA						
NEBRASKA						
NEVADA				1	2	8
NORTH CAROLINA	3		3			
NORTH DAKOTA						
OHIO						
OKLAHOMA				1		8
SOUTH CAROLINA	1					
SOUTH DAKOTA					4	26
TENNESSEE	4				4	
TEXAS	9					
UTAH	1		1			1
WASHINGTON	10		10			4
WISCONSIN		1				
WYOMING						
STATE POLICE						
ALASKA						
ARKANSAS					1	45
CONNECTICUT	1					45
DELAWARE	3					
IDAHO				1		16
ILLINOIS		2				
INDIANA	2					
KENTUCKY	6	4	2			
LOUISIANA						
MAINE					3	18
MARYLAND	15					
MASSACHUSETTS						
MICHIGAN						
NEW HAMPSHIRE						
NEW JERSEY	4			2	1	37
NEW MEXICO					3	4
NEW YORK	3					
OREGON						
PENNSYLVANIA						
RHODE ISLAND						
VERMONT						
VIRGINIA						
WEST VIRGINIA						
DEPARTMENT OF LAW ENFORCEMENT FLORIDA	1		1			
CANADA						
ONTARIO						
QUÉBEC						

ADMINISTRATION

VI. CRIMINAL ASSAULT EXPERIENCE

B. 1973 Criminal Assaults							
1. Total of Assault Cases	2. Officer Victims			3. Type of Patrol Unit			
	a. Killed	b. Injured	HOSPITALIZED OVER 24 HOURS	a. Total of Assaulted Officers from One-Man Unit	b. Injured Officers from One-Man Unit	HOSPITALIZED OVER 24 HOURS	c. Killed Officers from One-Man Unit
HIGHWAY PATROLS							
ALABAMA		1					
ARIZONA			11	1		8	1
CALIFORNIA		1	239				1
COLORADO	17	1					1
FLORIDA		3		3			3
GEORGIA							
IOWA	7		7	7	7	7	
KANSAS		1		1			1
MINNESOTA	7	1	6	7	7	1	1
MISSISSIPPI							
MISSOURI							
MONTANA							
NEBRASKA	2	1	1	1			1
NEVADA							
NORTH CAROLINA	75		75	75	75	20	
NORTH DAKOTA			1	1	1	1	
OHIO	256		61	256	61	1	
OKLAHOMA	56						
SOUTH CAROLINA	19	1	18	19	19		1
SOUTH DAKOTA	1		8				
TENNESSEE			4	9	9		
TEXAS	164		75	102			
UTAH	1		1	1			
WASHINGTON	37		13	13	13	2	
WISCONSIN			7	8	7		
WYOMING							
STATE POLICE							
ALASKA							
ARKANSAS	58		58	58	58	6	
CONNECTICUT	47		12	47	12	12	
DELAWARE	75		25	41			
IDAHO	2			1	1		
ILLINOIS			33		24	2	
INDIANA	18		18	1	18	1	
KENTUCKY	19		19	19	106		
LOUISIANA							
MAINE							
MARYLAND	95		66	75			
MASSACHUSETTS	8		8	7	7		
MICHIGAN			28				
NEW HAMPSHIRE							
NEW JERSEY	53	1	14	24			1
NEW MEXICO	26			26	2	2	
NEW YORK	110	2		46			2
OREGON							
PENNSYLVANIA	42		18				
RHODE ISLAND							
VERMONT							
VIRGINIA			43	43	43		
WEST VIRGINIA							
DEPARTMENT OF LAW ENFORCEMENT FLORIDA							
CANADA							
ONTARIO							
QUÉBEC			1	1			

ADMINISTRATION

VI. CRIMINAL ASSAULT EXPERIENCE

B. 1973 Criminal Assaults									
4. Assailants' Weapons—Number of Instances Utilized									
a. Firearms				b. Motor Vehicle	c. Knife	d. Other			
(1) Total	(2) Shoulder weapon	(3) Handgun	(4) Machinegun						
HIGHWAY PATROLS									
ALABAMA									
ARIZONA									
CALIFORNIA									13
COLORADO	1		1		3				
FLORIDA	3								
GEORGIA									
IOWA									
KANSAS	1		1						6
MINNESOTA	1		1						
MISSISSIPPI									
MISSOURI									
MONTANA									
NEBRASKA	2		2						
NEVADA					1	2			5
NORTH CAROLINA	1	1							
NORTH DAKOTA	1		1						245
OHIO	4		4		3	4			
OKLAHOMA						1			15
SOUTH CAROLINA	3	1	3			YES			YES
SOUTH DAKOTA									16
TENNESSEE	2					4			
TEXAS	9								1 Mace
UTAH						3			4
WASHINGTON	1		1						8
WISCONSIN									
WYOMING									
STATE POLICE									
ALASKA									
ARKANSAS									46
CONNECTICUT	1								65
DELAWARE	10								
IDAHO					4				29
ILLINOIS									
INDIANA	8		8						
KENTUCKY	2	1	1						
LOUISIANA									
MAINE									13
MARYLAND	2								
MASSACHUSETTS									
MICHIGAN									
NEW HAMPSHIRE					4	2			42
NEW JERSEY	5				1	1			
NEW MEXICO						3			6
NEW YORK	3								
OREGON						2			21
PENNSYLVANIA	9								
RHODE ISLAND									
VERMONT									
VIRGINIA									
WEST VIRGINIA									
DEPARTMENT OF LAW ENFORCEMENT FLORIDA									
CANADA									
ONTARIO									3
QUEBEC	1		1						

ADMINISTRATION

VII. EMPLOYEE BENEFITS

A. Per Annum Salary, Sworn Personnel, Uniformed Force												
1. Lowest					2. Next Rank					3. Next Rank		
RANK	SALARY			YEARS TO TOP	RANK	SALARY			RANK	SALARY		
	BEGIN	TOP				BEGIN	TOP			BEGIN	TOP	
HIGHWAY PATROLS												
ALABAMA	Trooper	8,229	10,387	5								
ARIZONA	Officer	9,876	13,414	5								
CALIFORNIA	Traffic Officer	12,548	14,516	3								
COLORADO	Patrolman	9,624	12,276	5	Patrolman Tech.	10,608	13,536					
FLORIDA	Hwy. Patrol Officer I	9,187	11,901	6	Officer II	9,604	12,507	3				
GEORGIA	Trooper	8,210	14,068	35								
IOWA	Trooper	8,496	14,856	10.5	Senior Trooper	At 8 years of service						
KANSAS	Trooper	8,484	10,836	4.5								
MINNESOTA	Trooper	10,440	13,596	12	Trooper I	12,528	13,596	7				
MISSISSIPPI	Patrolman	10,032	12,816	13								
MISSOURI	Proba. Patrolman	9,900	9,900		Patrolman	10,200	10,200		Patrolman 1st Class	10,500	16,800	30
MONTANA	Proba. Patrolman	8,553	9,960	1	Patrolman	9,960	12,360	22				
NEBRASKA	Trooper	9,648	13,452	6								
NEVADA	Trooper	10,287	12,915	5								
NORTH CAROLINA	Patrolman I	9,273	11,676	7	Patrolman II	9,708	12,240	1	Patrolman III	10,164	12,816	4
NORTH DAKOTA	Patrolman	8,736	11,064	11								
OHIO	Patrolman	11,066	13,874	10								
OKLAHOMA	Trooper	7,200	9,900									
SOUTH CAROLINA	Patrolman	7,200	10,400	4	Trooper 1st Class	8,340	11,500	1				
SOUTH DAKOTA	Trooper I	9,120	9,600	3	Trooper II	10,800	12,600	8				
TENNESSEE	Trooper	8,692	10,752	6								
TEXAS	Proba. Trooper	8,916	9,216	.5	Trooper II	10,512	10,512					
UTAH	Trooper	8,892	12,564	13.5								
WASHINGTON	Trooper	10,634	13,872	15								
WISCONSIN	Trooper I	9,375	11,811	8	Trooper II	9,988	12,711	8				
WYOMING	Patrolman	8,148	12,324	9								
STATE POLICE												
ALASKA	Trooper	14,412	17,340	5								
ARKANSAS	Trooper	7,423	10,088	5.5								
CONNECTICUT	Trooper Trainee	9,914			Trooper	10,304	12,254	6				
DELAWARE	Trooper	9,500	12,665	16	Trooper I	10,955	12,950	13				
IDAHO	Trooper	8,292	11,292	15								
ILLINOIS	Trooper	10,896	16,608	20								
INDIANA	Trooper	9,308	12,662	4								
KENTUCKY	Trooper	8,940	13,200	11	Senior Trooper	9,380	14,556	11				
LOUISIANA	Trooper	6,583	9,115	1	Trooper 1st Class	7,152	10,318		Senior Trooper	7,469	10,635	9.5
MAINE	Trooper	8,091	10,686	15								
MARYLAND	Trooper	9,591	12,598	6	Trooper 1st Class	9,986	13,117	6				
MASSACHUSETTS	Trooper	10,228	12,776	7								
MICHIGAN	Trooper 07	10,189	11,755	1	Trooper 09	11,630	13,718	3				
NEW HAMPSHIRE	Trooper	8,758	12,100	6	Trooper 1st Class	12,100	12,666	4				
NEW JERSEY	Trooper	9,088	12,273	7	Trooper II	9,543	12,882	10	Trooper I	10,020	13,527	15
NEW MEXICO	Patrolman	7,560	12,420	12								
NEW YORK	Trooper	11,090	13,470	5								
OREGON	Recruit	9,012	9,444	1/2	Trooper	10,944	13,968	5	Senior Trooper		14,688	10
PENNSYLVANIA	Trooper	11,852	15,333	21								
RHODE ISLAND	Trooper	10,338	14,849	3.5								
VERMONT	Trooper 2nd Class	7,124	10,036	1	Trooper 1st Class	8,112	11,492	5				
VIRGINIA	Trooper	8,784	12,528	7.5								
WEST VIRGINIA	Trooper	7,884	11,028	20	Trooper 1st Class	9,372	11,172	20				
DEPARTMENT OF LAW ENFORCEMENT FLORIDA												
CANADA												
ONTARIO	Proba. Constable		10,835	1	Constable	11,724	13,536	2				
QUEBEC	Cadet	8,010	8,230	1	Constable	10,690	13,840	4				

ADMINISTRATION

VII. EMPLOYEE BENEFITS

A. Per Annum Salary, Sworn Personnel, Uniformed Force								
4. Rank above Trooper but below First-Line Supervisor					5. First-Line Supervisor			
RANK	SALARY			RANK	SALARY			
	BEGIN	TOP	YEARS TO TOP		BEGIN	TOP	YEARS TO TOP	
HIGHWAY PATROLS								
ALABAMA				Corporal	10,751	11,128	1/2	
ARIZONA	Corporal	11,728	14,220	4	Sergeant	13,025	15,772	4
CALIFORNIA				Traffic Sergeant	13,944	16,944	2	
COLORADO				Sergeant	12,276	15,672	5	
FLORIDA				Corporal	10,022	13,154	5	
GEORGIA	Corporal	8,703	14,931	35	Sergeant	9,040	15,519	35
IOWA				Sergeant	11,736	16,368	8	
KANSAS				Sergeant	9,360	11,952	3	
MINNESOTA	Corporal	13,050	14,593	2	Sergeant	14,282	15,451	4
MISSISSIPPI				Assistant Inspector	13,440	17,150	5	
MISSOURI	Corporal	11,100	17,760	30	Sergeant	12,000	19,200	30
MONTANA				Sergeant	11,184	13,860	18	
NEBRASKA				Corporal	10,260	14,316	6	
NEVADA				Sergeant	11,263	14,170		
NORTH CAROLINA				Sergeant	11,148	14,052	2	
NORTH DAKOTA				Sergeant	11,340	12,216	3	
OHIO				Sergeant	11,918	15,101	10	
OKLAHOMA				Supervising 2nd Lieutenant	7,800	10,500		
SOUTH CAROLINA	Corporal	8,797	12,200	1	Sergeant	9,298	12,850	1-1 4
SOUTH DAKOTA				Sergeant	12,120	14,520	5	
TENNESSEE				Sergeant	8,472	11,724	5	
TEXAS				Sergeant	11,616	11,616		
UTAH				Sergeant	9,768	13,764	13.5	
WASHINGTON				Sergeant	14,472	15,396	15	
WISCONSIN				Sergeant	10,692	13,920	8	
WYOMING	Corporal	8,364	13,308	10	Sergeant	8,976	14,304	12
STATE POLICE								
ALASKA	Corporal	15,516	18,660	5	Sergeant	16,704	20,076	5
ARKANSAS				Sergeant	8,476	11,557	5.5	
CONNECTICUT				Sergeant	12,219	14,835	6	
DELAWARE				Corporal	12,095	13,520	11	
IDAHO	Corporal	9,996	13,716	15	Sergeant	11,028	16,132	15
ILLINOIS				Corporal	13,512	17,172	20	
INDIANA				Sergeant	10,608	13,832		
KENTUCKY				Sergeant	10,344	16,056	11	
LOUISIANA				Sergeant	7,786	10,951	9.5	
MAINE	Corporal	8,445	11,216	15	Sergeant	8,824	11,761	15
MARYLAND				Corporal	10,785	14,166	6	
MASSACHUSETTS				Corporal	13,190	13,650	1	
MICHIGAN				Sergeant 10		14,804		
NEW HAMPSHIRE	Corporal	12,494	13,041	1	Sergeant	13,468	14,109	1
NEW JERSEY				Sergeant	11,152	15,058	13	
NEW MEXICO				Sergeant	11,220	17,620	11	
NEW YORK				Sergeant	14,734	15,564	2.5	
OREGON	Corporal	12,072	15,408		Sergeant	12,672	16,176	5
PENNSYLVANIA				Corporal	12,854	16,664	21	
RHODE ISLAND	Corporal	13,675	16,502		Sergeant	15,209	18,535	
VERMONT				Corporal	9,204	13,156	5	
VIRGINIA				Sergeant	11,472	16,400	8	
WEST VIRGINIA				Corporal	9,660	11,460	20	
DEPARTMENT OF LAW ENFORCEMENT FLORIDA								
CANADA								
ONTARIO				Corporal	14,210	14,779	1	
QUEBEC				Corporal	14,532	15,224	1	

ADMINISTRATION

VII. EMPLOYEE BENEFITS

A. Per Annum Salary, Sworn Personnel, Uniformed Force										
6. Next Superior					7. Next Superior					
RANK	COMMISSIONED	SALARY			RANK	COMMISSIONED	SALARY			
		BEGIN	TOP	YEARS TO TOP			BEGIN	TOP	YEARS TO TOP	
HIGHWAY PATROLS										
ALABAMA	Sergeant		11,492	11,856	.5	Lieutenant		12,246	12,766	.5
ARIZONA	Lieutenant	YES	16,019	20,477	4	Captain	YES	19,220	24,533	4
CALIFORNIA	Lieutenant		16,128	19,620	3	Captain		19,620	23,844	3
COLORADO	Lieutenant	YES	14,220	18,144	5	Captain	YES	16,464	21,000	5
FLORIDA	Sergeant	YES	10,481	13,780	3	First Sergeant		10,982	14,469	3
GEORGIA	Lieutenant	YES	9,375	16,107	35	Captain	YES	9,817	16,879	35
IOWA	Lieutenant	YES	12,864	18,048	8	Captain	YES	14,136	19,896	8
KANSAS	Lieutenant	YES	10,320	13,188	2	Captain	YES	11,952	15,264	2
MINNESOTA	Captain	YES	15,931	17,226	4	Major	YES	17,894	19,977	4
MISSISSIPPI	Inspector	YES	14,112	18,007	5	Chief Inspector	YES	15,564	19,861	5
MISSOURI	Lieutenant	YES	12,900	20,640	30	Captain	YES	13,800	22,080	30
MONTANA	Lieutenant	YES	11,700	14,520	16	Captain	YES	12,048	14,940	14
NEBRASKA	Sergeant	YES	10,908	15,228	6	Lieutenant	YES	12,324	17,220	6
NEVADA	Lieutenant		11,787	14,845		Captain		12,915	16,291	
NORTH CAROLINA	First Sergeant		12,240	15,468	2	Lieutenant	YES	13,416	17,052	2
NORTH DAKOTA	Lieutenant		13,104	14,184	3	Captain		14,784	15,612	3
OHIO	Lieutenant	YES	12,655	16,432	10	Staff Lieutenant	YES	13,624	18,117	10
OKLAHOMA	Lieutenant	YES	9,000	11,700		Captain	YES	9,600	12,300	
SOUTH CAROLINA	Sergeant 1st Class	YES	10,350	14,375	1.5	Lieutenant	YES	11,500	16,000	2
SOUTH DAKOTA	Lieutenant	YES	13,200	15,600	4	Captain	YES	14,760	16,320	3
TENNESSEE	Lieutenant	YES	9,840	12,768	6	Captain	YES	13,284	17,256	6
TEXAS	Lieutenant	YES	12,408	12,408		Captain	YES	14,148	14,148	
UTAH	Lieutenant		10,728	15,120	13.5	Captain		11,784	16,608	13.5
WASHINGTON	Lieutenant	YES	15,972	18,824	15	Captain	YES	18,096	18,840	15
WISCONSIN	Lieutenant	YES	11,616	15,096	8	Captain	YES	13,632	17,736	8
WYOMING	Lieutenant	YES	9,648	13,408	12	Captain	YES	11,136	17,808	12
STATE POLICE										
ALASKA	Lieutenant	YES	19,350	23,268	5	Captain	YES	22,428	26,952	5
ARKANSAS	Lieutenant	YES	9,750	13,416	5.5	Captain	YES	10,504	14,469	5.5
CONNECTICUT	Lieutenant		13,964	17,234	6	Captain		15,420	18,366	6
DELAWARE	Sergeant		11,950	15,230	9	Lieutenant	YES	15,000	17,275	9
IDAHO	Lieutenant	YES	13,392	18,528	15	Captain	YES	14,760	20,424	15
ILLINOIS	Sergeant		14,880	18,168	20	Lieutenant	YES	17,868	20,724	20
INDIANA	Sergeant		11,648	15,002		Lieutenant		12,662	16,276	
KENTUCKY	Lieutenant	YES	11,412	17,700	11	Captain	YES	12,576	19,512	11
LOUISIANA	Lieutenant	YES	8,482	12,280	9.5	Captain	YES	9,241	13,039	9.5
MAINE	Lieutenant	YES	10,182	13,624	15	Captain	YES	11,216	15,023	15
MARYLAND	Sergeant		11,648	15,299	6	First Sergeant		12,579	16,522	6
MASSACHUSETTS	Sergeant		14,140	14,658	1	Staff Sergeant		15,064	15,622	1
MICHIGAN	Sergeant II			16,036		Lieutenant 12	YES		17,414	
NEW HAMPSHIRE	Lieutenant	YES	14,547	15,228	1	Captain	YES	15,978	16,780	1
NEW JERSEY	Sgt. 1st Class		12,911	17,433	20	Lieutenant	YES	14,947	20,176	23
NEW MEXICO	Lieutenant	YES	11,880	18,480	11	Captain	YES	13,020	20,520	11
NEW YORK	Zone Sergeant		15,214	16,044	2.5	Lieutenant	YES		20,904	
OREGON	2nd Lieutenant	YES	13,284	16,980	5	Lieutenant	YES	14,688	18,744	5
PENNSYLVANIA	Sergeant		13,839	18,157	21	Lieutenant	YES	15,599	20,323	21
RHODE ISLAND	Lieutenant	YES	13,957	20,463		Captain	YES	18,871	22,866	
VERMONT	Sergeant		10,452	15,028	5	Lieutenant	YES	12,558	18,382	5
VIRGINIA	1st Sergeant		12,000	17,150	8	Lieutenant	YES	13,128	18,700	8
WEST VIRGINIA	Sergeant		10,060	11,880	20	Master or 1st Sgt.		10,380	12,180	20
DEPARTMENT OF LAW ENFORCEMENT FLORIDA										
CANADA										
ONTARIO	Sergeant		16,580	17,072	1	Comm. Officer I	YES	16,805	18,730	3
QUEBEC	Sergeant		15,985	18,442	1	Lieutenant	YES	18,000	19,800	

ADMINISTRATION

VII. EMPLOYEE BENEFITS

A. Per Annum Salary, Sworn Personnel, Uniformed Force										
B. Next Superior						9. Next Superior				
RANK	COMMISSIONED	SALARY			RANK	COMMISSIONED	SALARY			YEARS TO TOP
		BEGIN	TOP	YEARS TO TOP			BEGIN	TOP	YEARS TO TOP	
HIGHWAY PATROLS										
ALABAMA	Captain		13,312	14,534	1	Major		15,158	18,837	3
ARIZONA	Major	YES	21,073	26,892	4	Assist. Div. Chief	YES	23,108	29,471	4
CALIFORNIA	Inspector		22,704	27,612	2	Supervising Inspector		26,292	31,956	2
COLORADO	Major	YES	18,144	23,148	5					
FLORIDA	Lieutenant	YES	12,402	17,058	3	Captain I	YES	13,237	18,437	8
GEORGIA	Major	YES	10,467	18,018	35					
IOWA	Major	YES	15,600	21,936	8					
KANSAS	Major	YES	13,188	16,824	2					
MINNESOTA										
MISSISSIPPI	Assistant Chief	YES	19,872	25,360	5					
MISSOURI	Major	YES	14,700	23,520	30					
MONTANA										
NEBRASKA	Captain	YES	13,116	18,336	6	Major	YES	13,944	19,500	6
NEVADA	Major		13,527	17,070						
NORTH CAROLINA	Captain	YES	14,736	18,780	2					
NORTH DAKOTA	Major		13,860	15,972	3					
OHIO	Captain	YES	14,622	19,677	10	Major	YES	16,058	21,486	10
OKLAHOMA	Major	YES	10,200	12,900		Asst. Chief	YES	10,800	13,500	
SOUTH CAROLINA	Captain	YES	13,000	16,500	1-1/4					
SOUTH DAKOTA										
TENNESSEE	Major	YES	16,080	21,564	5	Lt. Colonel	YES	17,748	23,772	5
TEXAS	Major	YES	18,420	23,220	4	Chief, Traffic Law Enforce.	YES	23,000	23,000	
UTAH										
WASHINGTON	Major	YES	18,840	19,800	15	Lt. Colonel	YES	20,436	21,276	15
WISCONSIN	Major	YES	16,200	21,114	8					
WYOMING	Major	YES	11,988	19,152	12	Lt. Colonel	YES	12,888	20,828	12
STATE POLICE										
ALASKA										
ARKANSAS	Major	YES	11,336	15,639	5.5	Lt. Colonel	YES	12,246	16,848	5.5
CONNECTICUT	Major		18,904	22,990	6					
DELAWARE	Captain	YES	15,975	17,920	8	Staff Captain	YES	17,600	19,225	7
IDAHO										
ILLINOIS	Captain	YES	19,200	22,056	20	Major	YES	20,712	23,568	20
INDIANA	Captain		13,832	17,575		Major		15,002	19,136	
KENTUCKY	Major	YES	15,288	22,500	11	Lt. Colonel	YES	16,800	22,500	11
LOUISIANA	Major	YES	10,001	13,789	9.5					
MAINE	Major	YES	12,979	17,384	15					
MARYLAND	2nd Lieutenant	YES	13,565	17,845	6	1st Lieutenant	YES	14,673	19,272	6
MASSACHUSETTS	Lieutenant	YES	15,961	16,543	1	Captain	YES	17,238	18,533	1
MICHIGAN	Lieutenant 13			19,377		1st Lieutenant	YES		21,172	
NEW HAMPSHIRE										
NEW JERSEY	Captain	YES	18,168	24,524	26	Major	YES	22,084	29,812	28
NEW MEXICO	Major		13,980	23,820	11					
NEW YORK	Captain	YES		22,349		Inspector	YES		23,957	
OREGON	Captain	YES	15,408	19,680	5	Major	YES	16,980	21,684	5
PENNSYLVANIA	Captain	YES	18,476	24,197	21	Major	YES	20,158	26,457	21
RHODE ISLAND	Captain-Adjutant	YES	21,004	24,155						
VERMONT	Captain	YES	15,028	22,074	5					
VIRGINIA	Captain	YES	15,000	21,400	8	Major	YES	17,150	23,400	7
WEST VIRGINIA	Lieutenant	YES	11,052	12,852	20	Captain	YES	11,664	13,464	20
DEPARTMENT OF LAW ENFORCEMENT FLORIDA										
CANADA										
ONTARIO	Comm. Officer II	YES	17,394	20,426	3	Comm. Officer III	YES	18,872	22,283	3
QUEBEC	Captain	YES	19,356	21,300		Inspector	YES	20,800	23,900	

ADMINISTRATION

VII. EMPLOYEE BENEFITS

A. Per Annum Salary, Sworn Personnel, Uniformed Force														
10. Next Superior					11. Next Superior			12. Next Superior			13. Next Superior			
RANK	COMMISSIONED	SALARY			RANK	COMMISSIONED	SALARY	RANK	COMMISSIONED	SALARY	RANK	COMMISSIONED	SALARY	
		BEGIN	TOP	YEARS TO TOP										
HIGHWAY PATROLS														
ALABAMA														
ARIZONA	Div. Chief	Opt.	25,311	32,309	4									
CALIFORNIA														
COLORADO														
FLORIDA	Capt. II	YES	14,114	19,856	3									
GEORGIA														
IOWA														
KANSAS														
MINNESOTA														
MISSISSIPPI														
MISSOURI														
MONTANA														
NEBRASKA														
NEVADA														
NORTH CAROLINA														
NORTH DAKOTA														
OHIO														
OKLAHOMA	Chief	YES	12,600	15,300										
SOUTH CAROLINA														
SOUTH DAKOTA														
TENNESSEE	Colonel	YES	19,560	26,208	5									
TEXAS														
UTAH														
WASHINGTON	Colonel	YES	22,752	23,724	15									
WISCONSIN														
WYOMING														
STATE POLICE														
ALASKA														
ARKANSAS	Colonel	YES	16,600											
CONNECTICUT														
DELAWARE	Major		18,250	19,875	7									
IDAHO														
ILLINOIS														
INDIANA	Lt. Colonel		16,276	20,670										
KENTUCKY	Colonel	YES	18,588	22,500	11									
LOUISIANA														
MAINE														
MARYLAND	Captain	YES	15,846	20,814	6									
MASSACHUSETTS	Major	YES	19,981	20,725	1									
MICHIGAN	Capt. 15-16	YES	23,469	26,007	2									
NEW HAMPSHIRE														
NEW JERSEY														
NEW MEXICO														
NEW YORK	Major	YES		25,515		Assist. Dep. Supt.	YES	27,932	Chief Inspect.	YES	30,329	Deputy Supt.	YES	35,493
OREGON														
PENNSYLVANIA	Lt. Colonel	YES	24,052	31,666	21									
RHODE ISLAND														
VERMONT														
VIRGINIA														
WEST VIRGINIA	Major	YES	12,924	14,724	20									
DEPARTMENT OF LAW ENFORCEMENT FLORIDA														
CANADA														
ONTARIO	Comm. Officer IV	YES	20,684	24,423	3									
QUEBEC	Ch. Inspec.	YES	23,100	26,600										

ADMINISTRATION

VII. EMPLOYEE BENEFITS

A. Per Annum Salary, Sworn Personnel, Uniformed Force									
14. Next Superior					15. Ass't. nt/Deputy Agency Head				
RANK	COM. MIS. SIGNED	SALARY			RANK	POSITION TITLE	SALARY		
		BEGIN	TOP	YEARS TO TOP			BEGIN	TOP	YEARS TO TOP
HIGHWAY PATROLS									
ALABAMA					Lt. Colonel	Assistant Director of Public Safety	19,380	19,380	
ARIZONA					Colonel Div. Chief	Supt. of Highway Patrol	25,311	32,309	4
CALIFORNIA					Deputy Commiss.	Deputy Commissioner		34,536	
COLORADO					Lt. Colonel	Deputy Chief	20,004	25,512	5
FLORIDA	Major	YES	15,201	21,360	3	Lt. Colonel	Assistant Director	17,935	24,951
GEORGIA					Lt. Colonel	Deputy Commissioner	16,530	29,162	35
IOWA					Lt. Colonel	Assistant Chief	17,184	24,192	8
KANSAS					Lt. Colonel	Assistant Superintendent	14,544	18,552	2
MINNESOTA					Lt. Colonel	Assistant Chief	20,149	21,799	4
MISSISSIPPI					Chief	Chief of Hwy. Patrol, Asst. Comm. Dept. of Pub. Safety	21,000	21,000	
MISSOURI					Lt. Colonel	Assistant Superintendent	15,600	24,960	30
MONTANA					Captain	Assistant Chief			
NEBRASKA					Lt. Colonel	Assistant Superintendent	15,768	22,068	6
NEVADA					Lt. Colonel	Assistant Chief	14,170	17,889	
NEVADA					Major	Director of Administrative Services	16,236	20,664	2
NORTH CAROLINA					Lt. Colonel	Assistant Superintendent	15,240	16,500	3
NORTH DAKOTA					Lt. Colonel	Assistant Superintendent	18,221	24,606	10
OHIO					Asst. Commiss.	Assistant Commissioner		17,300	
OKLAHOMA					Major	Assistant Director	14,600	20,750	2
SOUTH CAROLINA					Major	Assistant Superintendent	15,480	17,160	3
SOUTH DAKOTA					Major	Assistant Superintendent	19,560	26,208	5
TENNESSEE					Lt. Colonel	Assistant Director	27,500	27,500	
TEXAS					Lt. Colonel	Assistant Superintendent	14,876	21,432	15.5
UTAH									
WASHINGTON									
WISCONSIN									
WYOMING					Lt. Colonel	Assistant Director	12,888	20,628	12
STATE POLICE									
ALASKA					Major	Deputy Director	25,980	31,236	5
ARKANSAS					Lt. Colonel	Assistant Director	12,246	16,848	5.5
CONNECTICUT					Lt. Colonel	Executive Officer	24,469	29,779	6
DELAWARE					Lt. Colonel	Assistant Superintendent	20,500	22,000	
IDAHO					Major	Exec. Offr.-Field Ops. Commander, Staff Senior	20,712	23,568	20
ILLINOIS					Colonel	Deputy Superintendent	16,276	20,670	
INDIANA	Colonel		17,575	22,490		Civilian	16,588	22,500	3
KENTUCKY					Lt. Colonel	State Police Deputy Superintendent	13,799	18,863	9.5
LOUISIANA					Lt. Colonel	Deputy Chief of Bureau of State Police		17,500	
MAINE					Lt. Colonel	Deputy Superintendent		27,600	
MARYLAND	Major	YES	17,114	22,479	6	Lt. Colonel	Deputy Superintendent	18,894	24,011
MASSACHUSETTS	Lt. Colonel	YES	22,069	22,875	1	Deputy Commiss.	Deputy Commissioner		32,698
MICHIGAN	Major 17	YES		28,355		Lt. Colonel			
NEW HAMPSHIRE					Lt. Colonel	Operations Officer	19,204	20,142	1
NEW JERSEY					Major	Deputy Superintendent	26,842	36,236	28
NEW MEXICO					Deputy Chief	Bureau Commander	15,300	25,020	
NEW YORK	Dep. Chief Insp.	YES		26,301		Colonel	First Deputy Superintendent		38,024
OREGON					Deputy Supt.	Deputy Superintendent	18,744	23,916	5
PENNSYLVANIA					Lt. Colonel	Deputy Commissioner	25,128	33,130	21
RHODE ISLAND					Major	Executive Officer	24,287	29,306	
VERMONT					Major	Executive Officer	16,874	24,986	5
VIRGINIA					Major	Executive Officer	18,700	25,600	7
WEST VIRGINIA					Lt. Colonel	Inspector	14,304	16,104	20
DEPARTMENT OF LAW ENFORCEMENT FLORIDA					Director	Director, Division of Law Enforcement	27,500		
CANADA ONTARIO					Chief Supt.	Commissioned Officer V	22,189	25,958	36
QUEBEC					Deputy Dir. Gen.	Deputy Director General	25,750	30,900	

ADMINISTRATION

VII. EMPLOYEE BENEFITS

A. Per Annum Salary, Sworn Personnel, Uniformed Force						B. Per Annum Salary, Sworn Personnel, Investigative Force					
16. Agency Head						1. Lowest Detective/Investigator					
RANK	POSITION TITLE	SALARY			RANK	SALARY					
		BEGIN	TOP	YEARS TO TOP		BEGIN	TOP	YEARS TO TOP			
HIGHWAY PATROLS											
ALABAMA	Colonel	Director of Public Safety	22,568	22,568					All ranks same as uniformed personnel		
ARIZONA	Colonel	Director	28,616	Legislative enact.							
CALIFORNIA	Commissioner	Commissioner		37,212							
COLORADO	Colonel	Chief	23,148	29,532	5						
FLORIDA	Colonel	Director	25,000	25,000		investigator	10,481	13,780	3		
GEORGIA	Colonel	Commissioner, Dept. of Pub. Safety	27,500	Set by Bd.							
IOWA	Colonel	Chief, Iowa Highway Patrol	18,960	26,664	8						
KANSAS	Colonel	Superintendent	17,664	22,548	2						
MINNESOTA	Colonel	Chief	20,520	26,988	Set by Com.						
MISSISSIPPI	Commissioner	Commissioner, Dept. of Pub. Safety	24,000	24,000		Investigator	13,440	17,150	5		
MISSOURI	Colonel	Superintendent	17,700	28,320	30						
MONTANA	Colonel	Chief									
NEBRASKA	Colonel	Superintendent				Investigator II	10,260	14,316	8		
NEVADA	Colonel	Chief of Highway Patrol Division	16,291	20,613							
NORTH CAROLINA	Colonel	Patrol Commander	19,692	25,068	2						
NORTH DAKOTA	Colonel	Superintendent	16,980	16,980							
OHIO	Colonel	Superintendent	22,797	29,994	10						
OKLAHOMA	Commissioner	Commissioner		21,000							
SOUTH CAROLINA	Colonel	Director of Law Enforcement	18,138	25,400	2						
SOUTH DAKOTA	Colonel	Superintendent	16,286	21,986	3						
TENNESSEE	Commissioner	Commissioner of Safety		30,876		Criminal Investigator I	10,296	13,284	6		
TEXAS	Colonel	Director	33,500	33,500		Trooper I	9,840	9,840			
UTAH	Colonel	Superintendent	16,128	23,556	15.5						
WASHINGTON	Chief	Chief	27,500	27,500							
WISCONSIN	Colonel	Dir. of Enforcement Bur. & State Pat.	19,236	25,044	8	Inspector II	9,988	12,711	8		
WYOMING	Colonel	Director	13,860	22,224	12						
STATE POLICE											
ALASKA	Colonel	Director	31,236	37,536	5	Investigator I	16,704	20,076	5		
ARKANSAS	Colonel	Director	16,600			Trooper	7,423	10,088	5.5		
CONNECTICUT	Colonel	Police Commissioner	30,195	36,183	6	Detective	11,603	13,481	6		
DELAWARE	Colonel	Superintendent	22,500	24,500							
IDAHO	Colonel	Superintendent	18,084	20,424		Investigator I	9,084	9,540	1/2		
ILLINOIS	Colonel	Superintendent	30,000	30,000		Trooper	10,896	16,608	20		
INDIANA		Superintendent				Detective Sergeant					
KENTUCKY	Colonel	Commissioner	18,588	22,500		Detective Trooper	9,384	14,556	11		
LOUISIANA	Colonel	Superintendent				Investigator I	8,523	8,355	9.5		
MAINE	Colonel	Chief of Bureau of State Police		20,500		Trooper-Capt. investigator assign. but without add. compensation					
MARYLAND	Colonel	Superintendent		32,300		First Sergeant	12,579	16,522	6		
MASSACHUSETTS	Colonel	Commissioner		24,136		Detective Lieutenant-Inspector	13,814	17,573	7		
MICHIGAN	Colonel	Director		33,602		Detective Sergeant 10		14,804			
NEW HAMPSHIRE	Colonel	Director	17,292	19,453		Trooper	8,758	12,100	6		
NEW JERSEY	Colonel	Superintendent	31,073	41,951	28	Detective	9,088	12,273	5		
NEW MEXICO	Chief	Chief	20,688	34,620	7	Agent	7,560	12,420	12		
NEW YORK	Superintendent	Superintendent		47,800		Investigator	14,734	15,584	2.5		
OREGON	Superintendent	Superintendent	20,976	26,772	5						
PENNSYLVANIA	Colonel	Commissioner		37,500							
RHODE ISLAND	Colonel	Superintendent				Detective Trooper	11,372	16,339			
VERMONT	Colonel	Commissioner		25,500		Criminal Investigator A	9,204	13,156	5		
VIRGINIA	Colonel	Superintendent		28,700		Investigator	9,600	13,728	8		
WEST VIRGINIA	Colonel	Superintendent		19,000							
DEPARTMENT OF LAW ENFORCEMENT FLORIDA	Commissioner	Executive Director		31,000		Special Agent Investigator	12,403	17,059	6		
CANADA ONTARIO	Asst. Deputy Minister	Commissioner				Detective Sergeant	16,520	17,072			
QUEBEC	Director Gen.	Director General	30,000	35,000							

CONTINUED

1 OF 3

ADMINISTRATION

VII. EMPLOYEE BENEFITS

B. Per Annum Salary, Sworn Personnel, Investigative Force

	2. Next Rank Detective/Investigator			3. Next Rank Detective/Investigator			4. Next Rank Detective/Investigator					
	RANK	SALARY		RANK	SALARY		RANK	SALARY				
		BEGIN	TOP		YEARS TO TOP	BEGIN		TOP	YEARS TO TOP	BEGIN	TOP	YEARS TO TOP
HIGHWAY PATROLS												
ALABAMA												
ARIZONA												
CALIFORNIA												
COLORADO												
FLORIDA												
GEORGIA												
IOWA												
KANSAS												
MINNESOTA												
MISSISSIPPI												
MISSOURI												
MONTANA												
NEBRASKA												
NEVADA												
NORTH CAROLINA												
NORTH DAKOTA												
OHIO												
OKLAHOMA												
SOUTH CAROLINA												
SOUTH DAKOTA												
TENNESSEE												
TEXAS	Trooper II	10,512	10,512	Investigator/Agent/Ranger	11,616	11,616	Sergeant	12,408	12,408			
UTAH												
WASHINGTON												
WISCONSIN												
WYOMING												
STATE POLICE												
ALASKA	Investigator II	17,988	21,612	5	Chief Investigator	19,356	23,268	5				
ARKANSAS												
CONNECTICUT												
DELAWARE												
IDAHO	Investigator II	11,028	13,716	5	Investigator III	14,064	16,800	15				
ILLINOIS												
INDIANA												
KENTUCKY	Detective Sergeant	10,344	16,056	11	Detective Lieutenant	11,412	17,700	11	Detective Captain	12,576	19,512	11
LOUISIANA	Investigator II	6,583	9,115	9.5	Investigator III	7,786	10,951	9.5	Investigator IV	8,482	12,280	9.5
MAINE												
MARYLAND												
MASSACHUSETTS	Capt. of Detectives	18,894	19,591									
MICHIGAN	Detective Sgt. II		16,036									
NEW HAMPSHIRE	Detective Corporal	12,494	13,081	1	Detective Sergeant	13,468	14,109	1				
NEW JERSEY												
NEW MEXICO												
NEW YORK	Senior Investigator	16,804	17,634	2.5								
OREGON												
PENNSYLVANIA												
RHODE ISLAND												
VERMONT												
VIRGINIA												
WEST VIRGINIA												
DEPARTMENT OF LAW ENFORCEMENT												
FLORIDA	Special Agent	14,115	19,857	6								
CANADA												
ONTARIO												
QUEBEC												

ADMINISTRATION

VII. EMPLOYEE BENEFITS

B. Per Annum Salary, Sworn Personnel, Investigative Force

	5. First-Line Supervisor of Detectives/Investigators			6. Next Superior in Investigative Unit			7. Next Superior in Investigative Unit					
	RANK	SALARY		RANK	SALARY		RANK	SALARY				
		BEGIN	TOP		YEARS TO TOP	BEGIN		TOP	YEARS TO TOP	BEGIN	TOP	YEARS TO TOP
HIGHWAY PATROLS												
ALABAMA												
ARIZONA												
CALIFORNIA												
COLORADO												
FLORIDA	Lieutenant	12,402	17,058	3	Captain	13,237	18,457	3				
GEORGIA												
IOWA												
KANSAS												
MINNESOTA												
MISSISSIPPI	Assistant Director	13,440	17,150	5	Bureau Director	14,112	18,007	5	Chief Investigator	14,820	18,912	5
MISSOURI												
MONTANA												
NEBRASKA	Investigator III	11,592	16,188	6	Lieutenant	12,324	17,220	6	Captain	13,116	18,336	6
NEVADA												
NORTH CAROLINA												
NORTH DAKOTA												
OHIO												
OKLAHOMA												
SOUTH CAROLINA												
SOUTH DAKOTA												
TENNESSEE	Criminal Invest. II	11,724	14,916	6	Assistant Director	14,592	20,520	6	Director	17,748	24,360	5
TEXAS					Captain	14,148	14,148		Assistant Supervisor	15,108	15,108	
UTAH												
WASHINGTON												
WISCONSIN	Inspector III	10,692	13,920	8								
WYOMING												
STATE POLICE												
ALASKA	Captain	22,428	26,952	5								
ARKANSAS	Sergeant	8,476	11,557	5.5	Lieutenant	9,750	13,416	5.5	Captain	10,504	14,469	5.5
CONNECTICUT	Sergeant	12,219	14,835	6	Lieutenant	13,964	17,234	6	Captain	15,420	18,966	6
DELAWARE	Corporal	12,095	13,520	11	Sergeant	12,950	15,230	9	Lieutenant	15,000	17,275	9
IDAHO	Regional Supervis.	14,760	18,528	13	Bureau Chief	15,504	20,424	14				
ILLINOIS	Corporal	13,512	17,172	20	Sergeant	14,880	18,168	20	Lieutenant	17,868	20,724	20
INDIANA												
KENTUCKY	Detective Sgt.	10,344	16,056	11	Detective Lieutenant	11,412	17,700	11	Detective Captain	12,576	19,512	11
LOUISIANA												
MAINE												
MARYLAND												
MASSACHUSETTS												
MICHIGAN	Detective Lt. 12		17,414		Detective Lieutenant 13		19,377		Detective 1st Lt. 14		21,172	
NEW HAMPSHIRE	Detective Lt. 1	14,547	15,228	1	Major	15,719	18,270	3				
NEW JERSEY	Detective Sgt.	11,152	15,058	13	Detective Sgt. 1st Class	12,911	17,433	20	Lieutenant	14,947	20,176	23
NEW MEXICO	Sergeant	11,220	17,820	11	Lieutenant	11,880	18,480	11	Captain	13,020	20,520	11
NEW YORK	Lieutenant		21,537		Captain		22,982		Assistant Deputy Supl.		27,932	
OREGON												
PENNSYLVANIA												
RHODE ISLAND	Detective Corpl.	15,053	18,156		Detective Sergeant	16,727	20,181		Detective Lieutenant	18,652	22,503	
VERMONT	Criminal Invest. B	10,452	15,028	5	Lieutenant	12,558	18,382	5				
VIRGINIA	Sergeant	12,000	17,150	8	First Sergeant	12,528	17,900	8	Lieutenant	13,128	18,700	8
WEST VIRGINIA												
DEPARTMENT OF LAW ENFORCEMENT												
FLORIDA	Special Agent Supervisor	15,201	21,360	6	Special Agent in Charge	16,516	23,052	6	Bureau Chief	17,936	24,952	6
CANADA												
ONTARIO												
QUEBEC												

ADMINISTRATION

VII. EMPLOYEE BENEFITS

B. Per Annum Salary, Sworn Personnel, Investigative Force											
8. Next Superior in Investigative Unit				9. Next Superior in Investigative Unit				10. Next Superior in Investigative Unit			
RANK	SALARY			RANK	SALARY			RANK	SALARY		
	BEGIN	TOP	YEARS TO TOP		BEGIN	TOP	YEARS TO TOP		BEGIN	TOP	YEARS TO TOP
HIGHWAY PATROLS											
ALABAMA											
ARIZONA											
CALIFORNIA											
COLORADO											
FLORIDA											
GEORGIA											
IOWA											
KANSAS											
MINNESOTA											
MISSISSIPPI	Assistant Chief	19,872	25,360	5							
MISSOURI											
MONTANA											
NEBRASKA											
NEVADA											
NORTH CAROLINA											
NORTH DAKOTA											
OHIO											
OKLAHOMA											
SOUTH CAROLINA											
SOUTH DAKOTA											
TENNESSEE								Chief Criminal Law Enforcement	23,000	23,000	
TEXAS	Supervisor	17,832	17,832		Senior Captain	17,832	17,832				
UTAH											
WASHINGTON											
WISCONSIN											
WYOMING											
STATE POLICE											
ALASKA											
ARKANSAS	Major	11,336	15,639	5.5							
CONNECTICUT											
DELAWARE	Captain	15,975	17,925	8	Staff Captain	17,600	19,225	7			
IDAHO											
ILLINOIS	Captain	19,200	22,056	20							
INDIANA											
KENTUCKY	Detective Major	15,288	22,500	11	Lt. Colonel	16,860	22,500	11			
LOUISIANA											
MAINE											
MARYLAND											
MASSACHUSETTS											
MICHIGAN											
NEW HAMPSHIRE											
NEW JERSEY	Captain	18,168	24,524	26	Major	22,084	29,812	28			
NEW MEXICO	Major	13,980	24,920	11							
NEW YORK											
OREGON											
PENNSYLVANIA											
RHODE ISLAND	Detective Capt.	20,758	25,051								
VERMONT											
VIRGINIA	Captain	15,000	21,400	8							
WEST VIRGINIA											
DEPARTMENT OF LAW ENFORCEMENT											
FLORIDA	Deputy Director	17,936	24,952	6							
CANADA											
ONTARIO											
QUEBEC											

ADMINISTRATION

VII. EMPLOYEE BENEFITS

C. Additional Compensation/Benefits Provided										
1. Clothing/Equipment										
	a. Initial Issue Uniform Only	COST TO AGENCY	b. Initial Issue Uniform plus Replacement as Necessary		c. Sidearm					
			COST TO AGENCY	OF INITIAL ISSUE	AVG. ANNUAL REPLACEMENT COST/OFFICER	MAKE	MODEL	CALIBER	AGENCY COST EACH	
HIGHWAY PATROLS										
ALABAMA			YES	780		YES	Smith	Special	.38	60
ARIZONA						YES	Smith	K38	.38	68
CALIFORNIA						YES	Smith	K38	.38	88
COLORADO			YES	701 (826 for M.C. Rider)	80	YES	Colt	Python	.357	150
FLORIDA			YES	360		YES	Smith	66 Combat	.357	119
GEORGIA			YES	677	82	YES	Smith	19	.357	127
IOWA			YES	645	100	YES	Smith/Colt	10/Police Special	.38	55
KANSAS			YES	594	225	YES	Smith	64	.38	90
MINNESOTA			YES	614	180	YES	Smith	10	.38	65
MISSISSIPPI			YES	500	300	YES	Smith	66	.357	113
MISSOURI						YES	Smith	Combat Masterpiece	.38	79
MONTANA			YES			YES	Smith		.357	135
NEBRASKA			YES							
NEVADA						YES	Colt	Trooper III	.357	112
NORTH CAROLINA			YES	850	175	YES	Smith/Colt	19 Border Patrol	.357	92
NORTH DAKOTA			YES							
OHIO			YES	703	238	YES	Smith	10	.38	56
OKLAHOMA			YES	550	100	YES	Smith	19	.357	92
SOUTH CAROLINA			YES	500	100	YES	Smith	10	.38	70
SOUTH DAKOTA	YES					YES	Smith	19	.357	
TENNESSEE			YES	619		YES	Smith	15		70
TEXAS			YES	490	120	YES	Smith	28	.357	85
UTAH						YES	Smith	28	.357	125
WASHINGTON										
WISCONSIN			YES	1,301		YES	Smith	Highway Patrolman		80
WYOMING			YES	525	100	YES	Smith	4"	.38	74
STATE POLICE										
ALASKA			YES			YES	Smith	19	.357	95
ARKANSAS						YES	Smith	19	.357	114
CONNECTICUT			YES	750	145	YES	Smith	66	.357	125
DELAWARE			YES	950	75	YES	Smith	10	.38	57
IDAHO						YES	Colt	Cobra	.38	98
ILLINOIS			YES	666		YES	Smith	9M	.39	78
INDIANA			YES	494	50	YES				123
KENTUCKY			YES	400	100	YES			.357	105
LOUISIANA			YES			YES			.38	
MAINE			YES	560	125	YES	Smith	10-6	.38	70
MARYLAND			YES	615	150	YES	Smith/Colt	6"	.38	54
MASSACHUSETTS			YES	962	110	YES	Smith	10 and 49	4" & 2" .38	65 and 67
MICHIGAN			YES	695	100	YES	Smith	Special	.38	64
NEW HAMPSHIRE			YES	600	150	YES	Smith	66 Stainless	.357	105
NEW JERSEY			YES	783	145	YES	Smith	M14-3	.38	75
NEW MEXICO	\$300 per annum ledger account (no cash) for uniform or plainclothes items					YES	Smith	19	.357	110
NEW YORK			YES	534		YES	Smith	10	.357	73
OREGON			YES	400	100	YES	Colt/Smith	Mark III/37	.357	59
PENNSYLVANIA			YES	584	53	YES	Colt	Special	.38	69
RHODE ISLAND			YES			YES	Colt/Smith		.38	
VERMONT			YES	500	100	YES	Smith	M19	.357	110
VIRGINIA			YES	630	222	YES	Colt/Smith		.38	67
WEST VIRGINIA			YES	1,000	230	YES	Colt/Smith	Trooper	.357	120
DEPARTMENT OF LAW ENFORCEMENT										
FLORIDA						YES	Smith	19	.357	125
CANADA										
ONTARIO			YES	456	186	YES	Colt	Police Positive	.38	93
QUEBEC			YES	315	125	YES	Smith		.38	64

ADMINISTRATION

VII. EMPLOYEE BENEFITS

C. Additional Compensation/Benefits Provided											
1. Clothing/Equipment											
d. Other Personal Equipment								e. Uniform Allowance in Cash			
BELT	HOLSTER	CUFFS	CUFF CASE	BATON	CLUB	SAP	TOTAL COST OF OTHER EQUIPMENT		FIXED ANNUAL AMOUNT	AVERAGE ANNUAL AMOUNT	
HIGHWAY PATROLS							31				
ALABAMA	YES	YES	YES	YES			48	YES	300		
ARIZONA	YES	YES	YES	YES	YES		39	YES	150		
CALIFORNIA	YES	YES	YES	YES	YES		36	YES	600		
COLORADO	YES	YES	YES	YES	YES	YES	145				
FLORIDA	YES	YES	YES	YES	YES		47				
GEORGIA	YES	YES	YES	YES	YES		64				
IOWA	YES	YES	YES	YES	YES		64				
KANSAS	YES	YES	YES	YES	YES		48				
MINNESOTA	YES	YES	YES	YES	YES		46				
MISSISSIPPI	YES	YES	YES	YES		YES	65	YES	300		
MISSOURI	YES	YES	YES	YES	YES	YES	44				
MONTANA	YES	YES	YES	YES	YES						
NEBRASKA	YES	YES	YES	YES	YES						
NEVADA		YES	YES	YES	YES		30	YES	180		
NORTH CAROLINA	YES	YES	YES	YES	YES		66	YES		175	
NORTH DAKOTA											
OHIO	YES	YES	YES	YES	YES		55				
OKLAHOMA	YES	YES	YES	YES	YES	YES	55				
SOUTH CAROLINA	YES	YES	YES	YES			49				
SOUTH DAKOTA											
TENNESSEE	YES	YES	YES	YES	YES	YES	41				
TEXAS	YES	YES	YES	YES	YES	YES	51				
UTAH	YES	YES	YES	YES	YES		54	YES	300		
WASHINGTON							59				
WISCONSIN	YES	YES	YES	YES	YES	YES	20				
WYOMING	YES	YES	YES	YES	YES	YES					
STATE POLICE							32				90
ALASKA	YES	YES	YES	YES				YES	680		
ARKANSAS						YES	37	YES			
CONNECTICUT	YES	YES	YES	YES		YES	50				
DELAWARE	YES	YES	YES	YES	YES	YES					
IDAHO	YES	YES	YES	YES	YES	YES					
ILLINOIS	YES	YES	YES	YES	YES		46				
INDIANA	YES	YES	YES	YES	YES	YES	350				
KENTUCKY	YES	YES	YES	YES	YES	YES					
LOUISIANA	YES	YES	YES	YES	YES	YES					
MAINE	YES	YES	YES	YES	YES	YES	38				
MARYLAND	YES	YES	YES	YES	YES	YES	42	YES	50 (for footwear)		
MASSACHUSETTS	YES	YES	YES	YES	YES	YES	73				
MICHIGAN	YES	YES	YES	YES	YES	YES	77				
NEW HAMPSHIRE	YES	YES	YES	YES	YES	YES	100				
NEW JERSEY	YES	YES	YES	YES	YES	YES	56				
NEW MEXICO											
NEW YORK	YES	YES	YES	YES	YES		34				
OREGON	YES	YES	YES	YES			50				
PENNSYLVANIA	YES	YES	YES	YES	YES		44	YES	50		
RHODE ISLAND	YES	YES	YES	YES	YES	YES					
VERMONT	YES	YES	YES	YES	YES	YES	100				
VIRGINIA	YES	YES	YES	YES	YES	YES	35				
WEST VIRGINIA	YES	YES	YES	YES	YES		50				
DEPARTMENT OF LAW ENFORCEMENT FLORIDA		YES	YES				30				
CANADA											
ONTARIO	YES	YES	YES	YES	YES		42				
QUEBEC	YES	YES	YES	YES	YES	YES	42	YES			

ADMINISTRATION

VII. EMPLOYEE BENEFITS

C. Additional Compensation/Benefits Provided				
1. Clothing/Equipment			2. Education	
f. Clothing Allowance for Plainclothes Officers	FIXED ANNUAL AMOUNT	AVERAGE ANNUAL AMOUNT	a. Trooper Starts at Higher Salary with Advanced Education	DEGREES AND ADDITIONAL PAY PER YEAR
HIGHWAY PATROLS				
ALABAMA	YES	410		
ARIZONA				
CALIFORNIA				
COLORADO				
FLORIDA				
GEORGIA			YES	A.A.-\$400; B.A.-\$800
IOWA				
KANSAS	YES	226		
MINNESOTA				
MISSISSIPPI	YES	300		
MISSOURI				
MONTANA				
NEBRASKA				
NEVADA				
NORTH CAROLINA				
NORTH DAKOTA				
OHIO				
OKLAHOMA	YES	1,500		
SOUTH CAROLINA				
SOUTH DAKOTA				
TENNESSEE				
TEXAS	YES	500		
UTAH				
WASHINGTON				
WISCONSIN				
WYOMING				
STATE POLICE				
ALASKA	YES	200		
ARKANSAS	YES	680		
CONNECTICUT	YES	\$7 per work week		
DELAWARE	YES	300		
IDAHO				
ILLINOIS	YES	600		
INDIANA				
KENTUCKY	YES	300		
LOUISIANA	YES	396		
MAINE				
MARYLAND	YES	250		
MASSACHUSETTS			YES	A.A.-\$1,535; B.A.-\$2,046; M.A.-\$3,069; L.L.B-\$3,069
MICHIGAN	YES	75		
NEW HAMPSHIRE				
NEW JERSEY	YES	160		
NEW MEXICO				
NEW YORK				
OREGON				
PENNSYLVANIA				
RHODE ISLAND				
VERMONT	YES	200		
VIRGINIA				
WEST VIRGINIA	YES	200		
DEPARTMENT OF LAW ENFORCEMENT FLORIDA				
CANADA				
ONTARIO	YES	475		
QUEBEC	YES	YES		

VII. EMPLOYEE BENEFITS

C. Additional Compensation/Benefits Provided			
2. Education			
b. Lateral Entry Permitted	c. Compensation for Advanced Education at Other than Initial Entry		
	SPECIFY	Entry	DEGREES AND ADDITIONAL PAY PER YEAR
HIGHWAY PATROLS			
ALABAMA			
ARIZONA			
CALIFORNIA			
COLORADO			
FLORIDA		YES	A.A. - \$400; B.A. \$800
GEORGIA			
IOWA			
KANSAS			
MINNESOTA			
MISSISSIPPI			
MISSOURI			
MONTANA			
NEBRASKA			
NEVADA			
NORTH CAROLINA			
NORTH DAKOTA			
OHIO			
OKLAHOMA			
SOUTH CAROLINA			
SOUTH DAKOTA			
TENNESSEE			
TEXAS			
UTAH			
WASHINGTON			
WISCONSIN			
WYOMING			
STATE POLICE	YES	In specialty areas: Bomb experts, photographers, lab. tech.	
ALASKA			
ARKANSAS			
CONNECTICUT			
DELAWARE			
IDAHO			
ILLINOIS			
INDIANA		YES	Reduces tenure requirement to Senior Trooper-5%
KENTUCKY			
LOUISIANA			
MAINE			
MARYLAND		YES	A.A.-15%; B.A.-20%; M.A. and L.L.B.-30%
MASSACHUSETTS			
MICHIGAN			
NEW HAMPSHIRE			
NEW JERSEY			
NEW MEXICO			
NEW YORK			
OREGON			
PENNSYLVANIA			
RHODE ISLAND			
VERMONT			
VIRGINIA			
WEST VIRGINIA			
DEPARTMENT OF LAW ENFORCEMENT	YES	All positions	
FLORIDA			
CANADA			
ONTARIO			
QUEBEC			

VII. EMPLOYEE BENEFITS

C. Additional Compensation/Benefits Provided						
3. Special Assignments/Skills						
	a. Aircraft Pilots	b. Aircraft Observers		c. Motorcycle		d. SCUBA
		AVERAGE PER ANNUM	AVERAGE PER ANNUM	AVERAGE PER ANNUM	AVERAGE PER ANNUM	
HIGHWAY PATROLS						
ALABAMA						
ARIZONA	YES	3,486				
CALIFORNIA	YES	Officer-2,724; Sgt-3,144		YES	1,404	
COLORADO						
FLORIDA						
GEORGIA						
IOWA	YES	600				
KANSAS						
MINNESOTA	YES	2,800				
MISSISSIPPI	YES	600				
MISSOURI						
MONTANA						
NEBRASKA						
NEVADA				YES	646	
NORTH CAROLINA	YES	3,000				
NORTH DAKOTA						
OHIO						
OKLAHOMA						
SOUTH CAROLINA						
SOUTH DAKOTA	YES	1,300				
TENNESSEE						
TEXAS						
UTAH	YES	Capt./ Lt. pay				
WASHINGTON	YES	Rank plus \$50				
WISCONSIN	YES	600		YES	60	
WYOMING						
STATE POLICE						
ALASKA						
ARKANSAS						
CONNECTICUT						
DELAWARE	YES	600				YES 600
IDAHO						
ILLINOIS	YES	1,200				
INDIANA						
KENTUCKY						
LOUISIANA						
MAINE						
MARYLAND	YES	702 (\$3 per day)	YES	468 (\$2 per day)		
MASSACHUSETTS						
MICHIGAN	YES	2,318				
NEW HAMPSHIRE						
NEW JERSEY	YES	1,500				
NEW MEXICO						
NEW YORK						
OREGON						
PENNSYLVANIA						
RHODE ISLAND						
VERMONT						
VIRGINIA						
WEST VIRGINIA						
DEPARTMENT OF LAW ENFORCEMENT						
FLORIDA						
CANADA						
ONTARIO				YES	\$1.00 per day	
QUEBEC						

VII. EMPLOYEE BENEFITS

C. Additional Compensation/Benefits Provided				
3. Special Assignments/Skills				
	e. Marksmanship	f. Other	SPECIFY	AVERAGE PER ANNUM
HIGHWAY PATROLS				
ALABAMA		YES	3-step increase for security offrs. assigned to Gov., Lt. Gov., & Atty. Gen.	1,092
ARIZONA				
CALIFORNIA				
COLORADO				
FLORIDA				
GEORGIA				
IOWA				
KANSAS				
MINNESOTA				
MISSISSIPPI				
MISSOURI				
MONTANA				
NEBRASKA				
NEVADA		YES	5% for swing and graveyard shifts	275
NORTH CAROLINA				
NORTH DAKOTA				
OHIO				
OKLAHOMA		YES	Assignment to Governor's office	1,500
SOUTH CAROLINA				
SOUTH DAKOTA				
TENNESSEE		YES	Tactical Squad Governor's security	2-step salary increase
TEXAS				
UTAH				
WASHINGTON				
WISCONSIN				
WYOMING				
STATE POLICE				
ALASKA				
ARKANSAS				
CONNECTICUT				
DELAWARE		YES	Bomb Disposal Specialist	600
IDAHO				
ILLINOIS				
INDIANA				
KENTUCKY				
LOUISIANA				
MAINE				
MARYLAND				
MASSACHUSETTS				
MICHIGAN				
NEW HAMPSHIRE		YES	Bomb Disposal, K-9 Corps	980
NEW JERSEY				
NEW MEXICO				
NEW YORK				
OREGON				
PENNSYLVANIA				
RHODE ISLAND				
VERMONT		YES	Outpost assignment	600
VIRGINIA				
WEST VIRGINIA				
DEPARTMENT OF LAW ENFORCEMENT				
FLORIDA				
CANADA				
ONTARIO				
QUEBEC		YES	Isolation	Not covered in money premium

VII. EMPLOYEE BENEFITS

D. Subsistence and/or Meals Allowance											
	1. All Sworn Personnel Paid		2. Some Sworn Personnel Paid								
	AVERAGE PER ANNUM		Payment depends on:				b. Assignment		c. Annual Average		
			a. Rank	MEALS	SUBSIST-ENCE	MEALS	SUBSIST-ENCE	MEALS	SUBSIST-ENCE		
HIGHWAY PATROLS											
ALABAMA	YES	1,150									
ARIZONA											
CALIFORNIA											
COLORADO			YES			All uniformed		YES		600	
FLORIDA											
GEORGIA											
IOWA	YES	3.75 per day worked									
KANSAS											
MINNESOTA											
MISSISSIPPI											
MISSOURI	YES	764									
MONTANA	YES	480									
NEBRASKA											
NEVADA											
NORTH CAROLINA											
NORTH DAKOTA	YES	720									
OHIO											
OKLAHOMA											
SOUTH CAROLINA											
SOUTH DAKOTA	YES	960								960	
TENNESSEE			YES	Col., Lt. Col., Major, Capt.	YES	YES					
TEXAS			YES	All ranks	YES						
UTAH											
WASHINGTON											
WISCONSIN	YES	480	YES	Sergeant and below	YES		All			480	
WYOMING	YES	150									
STATE POLICE											
ALASKA											
ARKANSAS	YES	840									
CONNECTICUT	YES	1,000									
DELAWARE											
IDAHO	YES	500	YES								
ILLINOIS											
INDIANA											
KENTUCKY	YES	450									
LOUISIANA	YES	1,006									
MAINE											
MARYLAND											
MASSACHUSETTS											
MICHIGAN											
NEW HAMPSHIRE	YES	480									
NEW JERSEY	YES	2,862									
NEW MEXICO	YES	400									
NEW YORK											
OREGON											
PENNSYLVANIA											
RHODE ISLAND											
VERMONT	YES	360									
VIRGINIA			YES	Trooper-Captain	YES		Except HQ Sgt.-Capt.			440	
WEST VIRGINIA	YES	1,528									
DEPARTMENT OF LAW ENFORCEMENT											
FLORIDA											
CANADA											
ONTARIO											
QUEBEC											

VII. EMPLOYEE BENEFITS

E. Overtime Pay		1. Fixed Annual Sum in Lieu of Overtime									
		a. Ranks Paid					b. Amount				
		(1)	(2)	(3)	(4)	(5)	(1)	(2)	(3)	(4)	(5)
HIGHWAY PATROLS											
ALABAMA											
ARIZONA											
CALIFORNIA											
COLORADO											
FLORIDA											
GEORGIA											
IOWA											
KANSAS											
MINNESOTA											
MISSISSIPPI											
MISSOURI											
MONTANA											
NEBRASKA											
NEVADA											
NORTH CAROLINA											
NORTH DAKOTA											
OHIO											
OKLAHOMA											
SOUTH CAROLINA											
SOUTH DAKOTA											
TENNESSEE											
TEXAS											
UTAH											
WASHINGTON											
WISCONSIN											
WYOMING											
STATE POLICE											
ALASKA											
ARKANSAS											
CONNECTICUT											
DELAWARE											
IDAHO											
ILLINOIS											
INDIANA											
KENTUCKY	YES	Trooper	Lieutenant	Captain	Major	24 hrs/mo.	24 hrs/mo.	24 hrs/mo.	24 hrs/mo.		
LOUISIANA	YES	Trooper									
MAINE											
MARYLAND											
MASSACHUSETTS											
MICHIGAN											
NEW HAMPSHIRE	YES	Trooper	Corporal	Sergeant	Lieutenant	Captain	2,017	2,180	2,532	2,712	
NEW JERSEY											
NEW MEXICO											
NEW YORK	YES	Investigator	Senior Investigator				1,061	1,206			
OREGON											
PENNSYLVANIA											
RHODE ISLAND	YES	Detective Trooper	Detective Corporal	Det. Sgt.	Det. Lt.	Det. Capt.	1,033	1,367	1,520	1,696	1,887
VERMONT	YES	Trooper	Corporal	Sergeant			1,250	1,500	1,750		
VIRGINIA											
WEST VIRGINIA											
DEPARTMENT OF LAW ENFORCEMENT											
FLORIDA											
CANADA											
ONTARIO											
QUEBEC	YES	(Bodyguard) Constable	(Bodyguard) Corporal				7,200	7,200			

VII. EMPLOYEE BENEFITS

E. Overtime Pay		2. Paid Only when Worked										
		a. Ranks Eligible in Ascending Order					b. Average Overtime Earned by Rank per Annum					
		(1)	(2)	(3)	(4)	(5)	(1)	(2)	(3)	(4)	(5)	
HIGHWAY PATROLS												
ALABAMA												
ARIZONA												
CALIFORNIA	YES	Traffic Officer	Sergeant				98	35				
COLORADO												
FLORIDA												
GEORGIA												
IOWA												
KANSAS												
MINNESOTA												
MISSISSIPPI												
MISSOURI												
MONTANA												
NEBRASKA	YES	All ranks Trooper through Lt. Colonel										
NEVADA	YES	Trooper					738					
NORTH CAROLINA												
NORTH DAKOTA												
OHIO		All ranks time and one-half for court overtime, C.T.O. for other overtime by non-commissioned ranks										
OKLAHOMA												
SOUTH CAROLINA												
SOUTH DAKOTA												
TENNESSEE												
TEXAS												
UTAH												
WASHINGTON												
WISCONSIN	YES	Insp. I & II	Troop. I & II	Sergeants	Lieutenants		109	549	321	50		
WYOMING												
STATE POLICE												
ALASKA												
ARKANSAS												
CONNECTICUT	YES	Trooper Policewoman										
DELAWARE	YES	Trooper through Lieutenant					Time and One-half					
IDAHO												
ILLINOIS												
INDIANA												
KENTUCKY	YES	Trooper	Sr. Troop.	Cet. Trooper			1,200	1,200	1,200			
LOUISIANA												
MAINE												
MARYLAND	YES	Trooper through Captain					Trooper 800	Corporal 700	Sergeant 600	1st Sgt. 500	2nd Lt. 400	
MASSACHUSETTS												
MICHIGAN	YES	Trooper 07 through Sergeant 10										
NEW HAMPSHIRE												
NEW JERSEY												
NEW MEXICO												
NEW YORK	YES	Trooper	Sergeant	Zone Sgt.								
OREGON												
PENNSYLVANIA	YES	Trooper	Corporal	Sergeant	Lt. only when authorized							
RHODE ISLAND												
VERMONT												
VIRGINIA												
WEST VIRGINIA												
DEPARTMENT OF LAW ENFORCEMENT												
FLORIDA												
CANADA												
ONTARIO												
QUEBEC	YES	Constable	Corporal	Sergeant								

VII. EMPLOYEE BENEFITS

F. Health Care Benefits										
1. Medical Care										
Agency pays:										
a. All for Employee		b. All for Employee & Family		c. Part for Employee only		d. Part for Employee and Family				
		AVERAGE AGENCY COST		AVERAGE AGENCY COST	PERCENT BY AGENCY	AVERAGE AGENCY COST		PERCENT BY AGENCY	AVERAGE AGENCY COST	
HIGHWAY PATROLS										
ALABAMA	YES	YES	189 per annum			180 per annum				
ARIZONA	YES				YES					
CALIFORNIA	YES						YES	2.5	11.62	
COLORADO	YES				YES	75	119.76 per annum			
FLORIDA	YES				YES	3				
GEORGIA	YES						YES	35	160 per annum	
IOWA	YES									
KANSAS	YES	YES	195 per annum							
MINNESOTA	YES	YES	228 per annum							
MISSISSIPPI	YES				YES	50	72 per annum			
MISSOURI										
MONTANA	YES									
NEBRASKA	YES	YES	138 per annum							
NEVADA	YES	YES	100 per annum							
NORTH CAROLINA	YES				YES	43	156 per annum			
NORTH DAKOTA	YES	YES	179 per annum					66	36.57	
OHIO	YES									
OKLAHOMA	YES	YES	182 per annum							
SOUTH CAROLINA	YES	YES	84 per annum							
SOUTH DAKOTA	YES	YES	196 per annum					50		
TENNESSEE	YES									
TEXAS	YES	YES	150 per annum							
UTAH	YES	YES	177 per annum							
WASHINGTON	YES				YES	90	45.19			
WISCONSIN	YES				YES	33-1.3	8.00			
WYOMING	YES	YES	8.00							
STATE POLICE										
ALASKA	YES			YES	56.61					
ARKANSAS	YES		15.66							
CONNECTICUT	YES									
DELAWARE	YES	YES	172 per annum							
IDAHO	YES	YES								
ILLINOIS	YES	YES	271 per annum							
INDIANA	YES				YES	91	333.58	YES	51	275 per annum
KENTUCKY	YES	YES	13.85							
LOUISIANA	YES	YES	336 per annum	YES	336 per annum	YES	50	104 per annum		
MAINE	YES				YES	50				
MARYLAND	YES							YES	40	220 per annum
MASSACHUSETTS	YES							YES	75	152 per annum
MICHIGAN	YES									
NEW HAMPSHIRE										
NEW JERSEY				YES	521 per annum					
NEW MEXICO	YES	YES	240 per annum							
NEW YORK	YES	YES	186 per annum							
OREGON						YES	85	180 per annum		
PENNSYLVANIA				YES	490 per annum					
RHODE ISLAND	YES	YES						YES	50	214 per annum
VERMONT	YES					YES	75	150 per annum		
VIRGINIA	YES	YES	184 per annum							
WEST VIRGINIA				YES						
DEPARTMENT OF LAW ENFORCEMENT										
FLORIDA	YES									
CANADA								YES	80	249 per annum
ONTARIO	YES							YES	50	92
QUEBEC										

VII. EMPLOYEE BENEFITS

F. Health Care Benefits									
1. Medical Care					2. Dental Care				
Agency pays:									
e. Other		PERCENT BY AGENCY		AVERAGE AGENCY COST		a. All for Employee		b. All for Employee and Family	
						AVERAGE AGENCY COST	Family	AVERAGE AGENCY COST	
HIGHWAY PATROLS									
ALABAMA									
ARIZONA									
CALIFORNIA									
COLORADO	Different rates	Employee-80%; Family-66%	228/varies						
FLORIDA									
GEORGIA									
IOWA									
KANSAS									
MINNESOTA	Family	50	120 per annum						
MISSISSIPPI									
MISSOURI									
MONTANA	\$10 per month	120 per annum							
NEBRASKA									
NEVADA									
NORTH CAROLINA	Yearly medical exam	100	75						
NORTH DAKOTA									
OHIO									
OKLAHOMA									
SOUTH CAROLINA									
SOUTH DAKOTA									
TENNESSEE									
TEXAS									
UTAH	All for employee & 1 dependent	100	415 per annum						
WASHINGTON	First \$35 per mo. of cost								
WISCONSIN									
WYOMING									
STATE POLICE									
ALASKA	All for employee & dependents	56.61		YES			YES		
ARKANSAS									
CONNECTICUT	YES	100% for employee; 50% for dependents	441 per annum						
DELAWARE									
IDAHO									
ILLINOIS	Part for dependents	2.8	84 per annum						
INDIANA									
KENTUCKY									
LOUISIANA									
MAINE									
MARYLAND									
MASSACHUSETTS									
MICHIGAN	All for employee, part for depend.		384 per annum						
NEW HAMPSHIRE									
NEW JERSEY									
NEW MEXICO									
NEW YORK	Dependents	84.5	414 per annum	YES	YES	12 per annum			
OREGON									
PENNSYLVANIA				YES					
RHODE ISLAND									
VERMONT									
VIRGINIA									
WEST VIRGINIA									
DEPARTMENT OF LAW ENFORCEMENT									
FLORIDA									
CANADA									
ONTARIO									
QUEBEC									

VII. EMPLOYEE BENEFITS

	F. Health Care Benefits						G. Life Insurance	
	2. Dental Care						Agency Provides Life Insurance	
	Agency pays:						AVERAGE AGENCY COST PER INSURED	PERCENT OF PREMIUM PAID 3: AGENCY
	c. Part for Employee and Family			d. Other				
PERCENT BY AGENCY	AVERAGE AGENCY COST		PERCENT BY AGENCY	AVERAGE AGENCY COST				
HIGHWAY PATROLS								
ALABAMA								
ARIZONA								
CALIFORNIA								
COLORADO						YES	0.88	100
FLORIDA								
GEORGIA								
IOWA						YES	36 per annum	100
KANSAS								
MINNESOTA						YES	27.12 per annum	100
MISSISSIPPI								
MISSOURI								
MONTANA								
NEBRASKA						YES	1.05	100
NEVADA								
NORTH CAROLINA								
NORTH DAKOTA								
OHIO						YES	8.16	100
OKLAHOMA						YES	9.12	100
SOUTH CAROLINA						YES	60 per annum	100
SOUTH DAKOTA								
TENNESSEE						YES		50
TEXAS								
UTAH						YES	36	55
WASHINGTON						YES	9 per annum	
WISCONSIN						YES		78
WYOMING								
STATE POLICE								
ALASKA								
ARKANSAS								
CONNECTICUT						YES		
DELAWARE						YES	.24	.3
IDAHO						YES	27 per annum	50
ILLINOIS						YES	37 per annum	100
INDIANA						YES	50.12 per annum	100
KENTUCKY						YES	18 per annum	100
LOUISIANA						YES		50
MAINE						YES		
MARYLAND								
MASSACHUSETTS						YES	Dep ends on salary of employee	
MICHIGAN						YES	24¢ per \$1,000	75
NEW HAMPSHIRE								
NEW JERSEY						YES		100
NEW MEXICO						YES	73 per annum	100
NEW YORK							Dependents	45 per annum
OREGON						YES	12	100
PENNSYLVANIA	YES	50	144 per annum			YES	129 per annum	100
RHODE ISLAND								
VERMONT								
VIRGINIA						YES	12¢ per \$1,000	40
WEST VIRGINIA						YES	15 per annum	100
DEPARTMENT OF LAW ENFORCEMENT								
FLORIDA						YES	10	100
CANADA								
ONTARIO						YES		100
QUEBEC						YES		

VII. EMPLOYEE BENEFITS

	H. Longevity								
	1. Agency Pays Longevity Computed by Percentage				2. Agency Pays a Fixed Sum Longevity				
		a. Lowest Percent	b. Highest Percent	c. Years Lowest Becomes Effective	d. Years Highest Becomes Effective		a. Lowest Sum	b. Highest Sum	c. Years Lowest Becomes Effective
HIGHWAY PATROLS									
ALABAMA									
ARIZONA									
CALIFORNIA									
COLORADO	YES	5	5	10	10				
FLORIDA									
GEORGIA	YES	1	5						
IOWA									
KANSAS	If emp. prior to Nov. '70	3	66	5	20	YES	300 per annum	1,200 per annum	5
MINNESOTA									
MISSISSIPPI									
MISSOURI	YES	10	60	5	30				
MONTANA	YES	1		1	1% per year of service				
NEBRASKA									
NEVADA									
NORTH CAROLINA	YES	2.25	4.50	15	25	YES	250 per annum	250 per annum	10
NORTH DAKOTA									
OHIO									
OKLAHOMA	YES	3	3	3	3	YES	700	700	3
SOUTH CAROLINA									
SOUTH DAKOTA									
TENNESSEE									
TEXAS	YES								
UTAH						YES	120 per annum	600 per annum	5
WASHINGTON									
WISCONSIN	YES								
WYOMING						YES	50	250	5
STATE POLICE									
ALASKA	YES	3.75		7	13				
ARKANSAS	YES	6	6	1/2	5-1/2				
CONNECTICUT						YES	According to salary, state & wartime service		5, 15, 20, 25
DELAWARE	YES								
IDAHO									
ILLINOIS	YES	4.7	9.7	10	4				
INDIANA									
KENTUCKY	YES								
LOUISIANA									
MAINE	YES								
MARYLAND									
MASSACHUSETTS									
MICHIGAN						YES	145	950	6
NEW HAMPSHIRE	YES					YES	60	300	10
NEW JERSEY									
NEW MEXICO									
NEW YORK									
OREGON						YES	525	1,050	9
PENNSYLVANIA	YES	2	10	5	21				
RHODE ISLAND	YES	5	20	7	20				
VERMONT									
VIRGINIA									
WEST VIRGINIA						YES	300	1,800	5
DEPARTMENT OF LAW ENFORCEMENT									
FLORIDA									
CANADA									
ONTARIO						YES	60	No limit	5
QUEBEC									

ADMINISTRATION

VII. EMPLOYEE BENEFITS

	H. Longevity			4. Other System
	2. Agency Pays a Fixed Sum Longevity	3. Based on Time In:		
	d. Years Highest Becomes Effective	SERVICE	RANK	
HIGHWAY PATROLS				
ALABAMA				
ARIZONA				
CALIFORNIA				
COLORADO		YES		
FLORIDA				
GEORGIA				
IOWA	20	YES		2% x Final Average Salary x Years of Service - Maximum 66%
KANSAS				
MINNESOTA				
MISSISSIPPI				
MISSOURI		YES		
MONTANA				
NEBRASKA				
NEVADA	15	YES		
NORTH CAROLINA		YES		
NORTH DAKOTA				
OHIO				
OKLAHOMA	3	YES		
SOUTH CAROLINA				
SOUTH DAKOTA				
TENNESSEE				
TEXAS	25	YES		
UTAH				
WASHINGTON				Total time in State service
WISCONSIN	25			\$15 each 5 years service for all ranks
WYOMING		YES		
STATE POLICE				
ALASKA				
ARKANSAS				
CONNECTICUT				
DELAWARE		YES		
IDAHO				
ILLINOIS	20	YES		
INDIANA				Maximum of 132 months per rank - one increment each year
KENTUCKY				
LOUISIANA				
MAINE				
MARYLAND				
MASSACHUSETTS				Includes military service; Ranges \$186-\$232 per year
MICHIGAN	30	YES		
NEW HAMPSHIRE	35			
NEW JERSEY				
NEW MEXICO				
NEW YORK	14	YES		
OREGON				
PENNSYLVANIA		YES		
RHODE ISLAND		YES		
VERMONT				
VIRGINIA				
WEST VIRGINIA	20	YES		
DEPARTMENT OF LAW ENFORCEMENT				
FLORIDA				
CANADA				
ONTARIO	No limit	YES		
QUEBEC				

ADMINISTRATION

VII. EMPLOYEE BENEFITS

	I. Across-the-Board Raises										
	1. Usually Effective at Beginning of Fiscal Year		2. Raises Received at Beginning of Fiscal Year:								
			a. Present Fiscal Year			b. Most Recent Past Fiscal Year			c. Two Years Ago		
	FISCAL YEAR		PERCENT	OTHER	PERCENT	OTHER	PERCENT	OTHER			
HIGHWAY PATROLS											
ALABAMA	YES	Oct-Sept	YES	5		YES	10		YES		
ARIZONA	YES	July-June	YES	8		YES	4-10.5		YES	2.75	
CALIFORNIA	YES	July-June	YES	5.5		YES	5.5		YES	7.0	
COLORADO	YES	July-June	YES	10		YES	10		YES	10	
FLORIDA	YES	July-June	YES		504	YES		1,320	YES	194.64	
GEORGIA	YES	July-June	YES	5		YES	6		YES	5	
IOWA	YES	July-June	YES	7.5		YES	6.7				
KANSAS	YES	July-June	YES	5.5		YES	5				
MINNESOTA	YES	July-June	YES	6	YES	YES	4		YES	4	
MISSISSIPPI	YES	July-June	YES	5		YES	5		YES	5	
MISSOURI											
MONTANA	YES	July-June	YES	2		YES	3		YES	4	
NEBRASKA	YES	July-June	YES		300	YES	5 minimum		YES	420	
NEVADA											
NORTH CAROLINA	YES	July-June	YES	7.5		YES	5		YES	5	
NORTH DAKOTA	YES	July-June	YES	10		YES	10		YES	8	
OHIO	YES	July-June	YES	2-1/2		YES	2-1/2		YES	2-1/2	
OKLAHOMA	YES	July-June	YES	10		YES	7.14		YES	4.0	
SOUTH CAROLINA	YES	July-June	YES	7		YES	5		YES	5	
SOUTH DAKOTA	YES	July-June	YES	12				50		15	
TENNESSEE	YES	July-June	YES	8.5		YES	5				
TEXAS	YES	Sept-Aug	YES	3.4		YES	6.8		YES	6.8	
UTAH	YES	July-June	YES	7.2					YES	5	
WASHINGTON	YES	July-June									
WISCONSIN	YES	July-June	YES		YES	YES		YES	YES	5	
WYOMING	YES	July-June	YES	5		YES	5		YES	5	
STATE POLICE											
ALASKA	YES	July-June	YES	13.5		YES	4				
ARKANSAS											
CONNECTICUT											
DELAWARE	YES	July-June			1,500					16.5	
IDAHO											
ILLINOIS											
INDIANA	YES	July-June				YES	8		YES	5	
KENTUCKY	YES		YES	10		YES	5		YES	5	
LOUISIANA											
MAINE	YES	July-June	YES	5					YES	5	
MARYLAND	YES	July-June	YES	6.8		YES	11		YES	6.5	
MASSACHUSETTS											
MICHIGAN	YES	July-June	YES	1.5		YES	4-5		YES	4	
NEW HAMPSHIRE	YES	July-June	YES	4	520						
NEW JERSEY	YES	July-June	YES	6		YES	6		YES	5	
NEW MEXICO	YES	July-June				YES	10				
NEW YORK	YES	April-March	YES		1,000	YES	7		YES	6	
OREGON	YES	July-June	YES	4.85		YES	5		YES	10	
PENNSYLVANIA	YES	July-June	YES		775	YES		750	YES	5.5	
RHODE ISLAND											
VERMONT	YES	July-June	YES	7		YES	4.2		YES	5	
VIRGINIA	YES	July-June	YES	4.8		YES	9.6		YES	4.8	
WEST VIRGINIA	YES	July-June	YES		840	YES	7.5				
DEPARTMENT OF LAW ENFORCEMENT											
FLORIDA	YES	July-June	YES		504						
CANADA											
ONTARIO	YES	April-March	YES	12		YES	10				
QUEBEC	YES	April-March	YES	4		YES	4		YES	4	

ADMINISTRATION

VII. EMPLOYEE BENEFITS

	I. Across-the-Board Raises								4. Future Raises Already Approved		
	3. Across-the-Board Raise at Other than Beginning of Fiscal Year								.. Effective Date	b. Per-cent	c. Other
	b. 1974		b. 1973		c. 1972						
	PERCENT	OTHER	PERCENT	OTHER	PERCENT	OTHER					
HIGHWAY PATROLS											
ALABAMA											
ARIZONA											
CALIFORNIA	YES	4.9		YES	1.0						
COLORADO											
FLORIDA	YES		YES	YES		YES		YES			
GEORGIA											
IOWA								YES	June 18, 1975	Tr.-Lt., 10%; Capt.-Lt.Col., 5%	
KANSAS								YES	January, 1975	4	
MINNESOTA								YES		5	
MISSISSIPPI											
MISSOURI	YES		YES			YES		YES			
MONTANA											
NEBRASKA											
NEVADA	YES	5		YES	5	YES	5				
NORTH CAROLINA	YES	5									
NORTH DAKOTA											
OHIO	YES		YES	YES		YES	YES	YES			
OKLAHOMA											
SOUTH CAROLINA	YES	5		YES	5	YES	5				
SOUTH DAKOTA											
TENNESSEE											
TEXAS											
UTAH											
WASHINGTON	YES		YES	YES		YES	YES	3	YES	January, 1975	Varies by step & rank
WISCONSIN	YES		YES						YES	January, 1975	6¢ per hour
WYOMING	YES		YES						YES	July, 1975	
STATE POLICE											Possible cost-of-living raise
ALASKA	YES	4									
ARKANSAS	YES		YES								
CONNECTICUT	YES	5		YES		1 step	YES				\$300
DELAWARE											
IDAHO	YES	10					YES	5			
ILLINOIS	YES		YES	YES	3.9		YES	4.5			
INDIANA	YES	75		YES	5						
KENTUCKY				YES	5				YES	July, 1975	10
LOUISIANA	YES	5.5		YES		2 steps			YES	Jan. 1, 1975	9
MAINE											
MARYLAND											
MASSACHUSETTS	YES	6.2		YES	4.3		YES	3.5			
MICHIGAN									YES	Jan. 1, 1975	4
NEW HAMPSHIRE											
NEW JERSEY											
NEW MEXICO											
NEW YORK									YES	April, 1975	850
OREGON											
PENNSYLVANIA											
RHODE ISLAND	YES	9.4		YES	9						
VERMONT											
VIRGINIA									YES	July, 1975	4.8
WEST VIRGINIA				YES	7.5						
DEPARTMENT OF LAW ENFORCEMENT											
FLORIDA											
CANADA											
ONTARIO											
QUEBEC	YES	8.85		YES	2.5		YES	2			

ADMINISTRATION

VII. EMPLOYEE BENEFITS

	J. Working Hours/Leave Benefits						AVERAGE TAKEN PER OFFICER	
	1. Normal Work Day Hours	2. Normal Work Week Days	3. Number Annual Paid Holidays	4. Vacation Days Earned per Annum		5. Special Leave Days Permitted per Annum		6. Sick Days Earned per Annum
				MAXIMUM	MINIMUM			
HIGHWAY PATROLS								
ALABAMA	8	5	13	29-1/4	13		13	
ARIZONA	8	5	11-12	21	15		15	
CALIFORNIA	8	5	11	20	10		12	
COLORADO	8	5	12	21	12		15	
FLORIDA	8	5	8	19-1/2	13	Approx. 8	13	
GEORGIA	9	5	13	21	15		15	
IOWA	9	5	10	20	5		30	
KANSAS	9	5.5	6	18	12		12	
MINNESOTA	8	5	9	26	10		6-13	
MISSISSIPPI	8	6	5	15	15	5	15	
MISSOURI				21	15	104	15	
MONTANA	8	5	10	48	15		12	
NEBRASKA	10	5	11	25	12		12-30	
NEVADA	8	5	9	21	15	15	15	
NORTH CAROLINA	8	5	10	24	10		10	
NORTH DAKOTA	8	5	9	24	12		12	
OHIO	8	5	9	25	10		15	
OKLAHOMA	8	5	9	18	15		15	
SOUTH CAROLINA	8	5	15	30	15		15	
SOUTH DAKOTA	8	5	9	20	15		14	
TENNESSEE	9	5	13	24	12		12	
TEXAS	8	5	13	21	10-1/2		12	
UTAH	8	5	12	18	12		12	
WASHINGTON	8	5	11	22	12		12	
WISCONSIN	8	5	7-1/2	25	10	3	13	
WYOMING	8	5	9	21	12		12	
STATE POLICE								
ALASKA	7.5	5	11	30	15		15	
ARKANSAS	10	5	10	22	12		12	
CONNECTICUT	9-1/4	4.4 on, 2.6 off	11	20	15	3	15	
DELAWARE	8	40	11-12	21	15		15	
IDAHO	8	5	9	21	12		12	
ILLINOIS	8	5	12	20	10	Civilian-3; Sworn-no limit	365, Serv. connected	
INDIANA	9	6	13	26	12	15	365, line-of-duty	
KENTUCKY	8	5	16.5	21	12	12.5	12	
LOUISIANA	8	5	7	24	12		24	
MAINE	10	5	10	24	12		12	
MARYLAND	8	5	14	25	5	3	15	
MASSACHUSETTS	8.35	5	13	20	10		15	
MICHIGAN	8	5	8	23	13	2	13	
NEW HAMPSHIRE	9	5	10	15	15		15	
NEW JERSEY	8	5	13	25	12	Unlimited	Unlimited	
NEW MEXICO	9	5	11	24	12		30	
NEW YORK	8	5	11	25	20	5	13	
OREGON	8	5	8	21	11		12	
PENNSYLVANIA	8	5	14	25	10	2	15	
RHODE ISLAND	15	4	9	28	21		2	
VERMONT	9	5	12	20	12	5	20	
VIRGINIA	8	5	11	18	12		15	
WEST VIRGINIA	12	5	12	24	15		18	
DEPARTMENT OF LAW ENFORCEMENT								
FLORIDA	8	5	8	13	13		13	
CANADA								
ONTARIO	7-1/4	5	14	25	10		15	
QUEBEC	8	5	13	25	10	YES	YES	

ADMINISTRATION

VII. EMPLOYEE BENEFITS

	K. Agency Liability			L. Retirement
	1. Agency Assumes Liability for Acts on Duty	2. Agency Carries Insurance Covering Personal Liability of Employee	3. Agency Insurance To Cover Its Vicarious Liability	1. Plan Separate from Other Government Employees
HIGHWAY PATROLS				
ALABAMA	YES	YES	YES	YES
ARIZONA	YES	YES	YES	YES
CALIFORNIA	YES			YES
COLORADO	YES	YES	YES	
FLORIDA	YES	YES	YES	
GEORGIA				YES
IOWA	YES	YES	YES	YES
KANSAS	YES			YES
MINNESOTA				YES
MISSISSIPPI				YES
MISSOURI				
MONTANA	YES			YES
NEBRASKA	YES			YES
NEVADA	YES			
NORTH CAROLINA	YES		YES	
NORTH DAKOTA				YES
OHIO	Attorney provided only	Attorney provided only		YES
OKLAHOMA	YES	YES	YES	YES
SOUTH CAROLINA				YES
SOUTH DAKOTA	YES	YES	YES	
TENNESSEE				YES
TEXAS				
UTAH	YES	YES	YES	YES
WASHINGTON	YES			YES
WISCONSIN	YES	YES	YES	
WYOMING	YES	YES	YES	YES
STATE POLICE				
ALASKA	YES	YES	YES	YES
ARKANSAS	YES			YES
CONNECTICUT	YES	YES	YES	YES
DELAWARE	YES	YES	YES	YES
IDAHO	YES	YES	YES	
ILLINOIS		YES		YES
INDIANA				YES
KENTUCKY				YES
LOUISIANA	YES	YES	YES	YES
MAINE	YES	YES	YES	YES
MARYLAND	YES	YES	YES	YES
MASSACHUSETTS				
MICHIGAN	YES			
NEW HAMPSHIRE				YES
NEW JERSEY	YES			YES
NEW MEXICO	YES		YES	
NEW YORK	YES			YES
OREGON	YES	YES		
PENNSYLVANIA	YES	YES		
RHODE ISLAND	YES			YES
VERMONT	YES	YES	YES	
VIRGINIA	YES	YES	YES	YES
WEST VIRGINIA	YES	YES	YES	YES
DEPARTMENT OF LAW ENFORCEMENT				
FLORIDA	YES		YES	YES
CANADA				
ONTARIO	YES			
QUEBEC	YES	YES	YES	YES

ADMINISTRATION

VII. EMPLOYEE BENEFITS

	L. Retirement							
	2. Vested Interest Provided	YEARS TO VEST	3. Social Security Coverage	4. Workman's Compensation	5. Portion of Benefits from Social Security and Workman's Compensation	6. Retirement Age		7. Benefits Comparable for Duty and Non-Duty Disability
						MAXIMUM	MINIMUM	
HIGHWAY PATROLS								
ALABAMA	YES	15		YES		60	52	
ARIZONA	YES	10	YES	YES		62	42	YES
CALIFORNIA	YES	5		YES		60	50	
COLORADO				YES		65	55	YES
FLORIDA	YES	10	YES	YES	YES	62	10 years service	
GEORGIA	YES	8-1/2	YES	YES		55	55	
IOWA				YES		65	55	
KANSAS	YES	20		YES		60	50	
MINNESOTA	YES	10		YES		60	55	YES
MISSISSIPPI	YES	20	YES	YES		60	45	YES
MISSOURI	YES	20	YES	YES		60	55	YES
MONTANA	YES	10		YES		60	32	
NEBRASKA	YES	10		YES		60	55	YES
NEVADA	YES	10		YES	YES	65	50	YES
NORTH CAROLINA	YES	15	YES	YES		65	50	YES
NORTH DAKOTA	YES	15		YES		60	60	YES
OHIO	YES			YES		55	52	YES
OKLAHOMA	YES	20		YES		None	45 with 20 years	
SOUTH CAROLINA	YES	20	YES	YES		72	55	YES
SOUTH DAKOTA	YES	5	YES	YES	YES	60	41	YES
TENNESSEE	YES	10	YES		YES	60	55	
TEXAS	YES	10	YES			65	50	YES
UTAH	YES	4	YES	YES		62	55	YES
WASHINGTON	YES	5		YES		60	55	YES
WISCONSIN	YES	Immediately	YES	YES	YES	55	55	
WYOMING	YES	25	YES	YES	YES	60	55	YES
STATE POLICE								
ALASKA	YES	20	YES	YES		55	20 years or 55 at 15 years	
ARKANSAS			YES	YES		65	50	
CONNECTICUT	YES	10		YES	YES	70	47	
DELAWARE						50	41	
IDAHO	YES	5	YES	YES		65	50	YES
ILLINOIS	YES	20		YES		60	50	
INDIANA	YES	5				55	45	
KENTUCKY	YES	5	YES	YES		55	50	YES
LOUISIANA				YES		65	20 years service	
MAINE	YES	10		YES		55		
MARYLAND	YES	15		YES		60	50	
MASSACHUSETTS						50	20 years service	
MICHIGAN	YES	10		YES		56	46	
NEW HAMPSHIRE	YES	15		YES		65	45	
NEW JERSEY	YES	15		YES		50 & 20 yrs; 55 if began after 1965	55 or 25 yrs; 65 with approval & began after '65	
NEW MEXICO				YES		62	55	YES
NEW YORK	YES	10	YES	YES		55	41	
OREGON	YES	10	YES	YES	YES	60	55	
PENNSYLVANIA	YES	10		YES		60	50 or 10 years service	YES
RHODE ISLAND							20 years service	
VERMONT	YES	10	YES			55	50	
VIRGINIA	YES	5	YES	YES		60	55	
WEST VIRGINIA						55	25 years service	
DEPARTMENT OF LAW ENFORCEMENT								
FLORIDA	YES	10	YES	YES	YES	65	55	
CANADA								
ONTARIO	YES	10	YES	YES	YES	65	50	YES
QUEBEC			YES	YES	YES	60	47	YES

ADMINISTRATION

VII. EMPLOYEE BENEFITS

	L. Retirement					11. Maximum Retirement Percent of Salary
	8. Maximum Months on Injury Status prior to Mandatory Retirement	9. Interest Paid on Employee Contribution	10. Percent of Retirement Contribution Paid by:			
			PERCENT	EMPLOYEE	AGENCY	
HIGHWAY PATROLS						
ALABAMA	6	YES	3	10	18.69	92
ARIZONA		YES		8	Varies	60
CALIFORNIA	12			8	29.07	75
COLORADO	3			8.75	10.5	55 (70% by 1984)
FLORIDA	24			7	7	3% per year of service
GEORGIA	12	YES	4	5	15.8	90
IOWA		YES	4	5.04-6.5	16	50
KANSAS				7	28.5	66
MINNESOTA				7	11.2	2.5% per year (to 20); 2% per year over 20
MISSISSIPPI				5	20.77	2.5% per year of service
MISSOURI				5.1	5.1	100
MONTANA				6.5	15	50 at 25 years
NEBRASKA		YES		7	7	60
NEVADA				7.5	7.5	65
NORTH CAROLINA	24	YES	4	5	5	Varies
NORTH DAKOTA		YES		9	9	
OHIO	36			7	10	66
OKLAHOMA				1	4	42
SOUTH CAROLINA		YES	4	5	10	Top 3 years x years of service x 1.75%
SOUTH DAKOTA				6	6	2% per year of service
TENNESSEE	12	YES	4	5.5	8.8	75
TEXAS	Discretion of Director	YES	2-1/2	6	6	Varies
UTAH				3	19.5	50
WASHINGTON		YES	2-1/2	7	15.05	2% per year of service
WISCONSIN	Medical determination	YES		1.5	9.5	Varies
WYOMING		YES		6.77	6.77	2% per year of service
STATE POLICE						
ALASKA	Until leave exhausted	YES	100	5	5	
ARKANSAS	12			8	8	65
CONNECTICUT	Indefinite			5	Indefinite	50 at 20 years; 2% each year over 20
DELAWARE	Indefinite			2		50
IDAHO	6	YES	6	4.5	7	70
ILLINOIS	15			9	6.2	75
INDIANA	12	YES	3	25	75	50% of 3rd year Trooper
KENTUCKY	24	YES	3.5	7	12.5	2.15% x years of service x 5 years salary average
LOUISIANA				6		75
MAINE				7.5	28.05	50
MARYLAND	Until perm. disability determined	YES	4	50	50	2.2% per year (to 25); 1.1% per year over 25
MASSACHUSETTS		YES		5		50
MICHIGAN	Discretion of Director				100	50
NEW HAMPSHIRE					7	100
NEW JERSEY	Not specified			7	20.27	50
NEW MEXICO	Determined by Board			7	18.5	2.5% per year of service
NEW YORK	18	YES			100	100
OREGON				4-7	7.5	Varies
PENNSYLVANIA	12	YES	4	5-10	7.8	2% per year of service
RHODE ISLAND					100	65
VERMONT		YES	5	5	20	50
VIRGINIA		YES	4	5	5	1.5% per year of service or 1.65% per year of service less \$1,200
WEST VIRGINIA				6	12	
DEPARTMENT OF LAW ENFORCEMENT						
FLORIDA	No limit			0	13	3% per year, maximum 100%
CANADA						
ONTARIO	Indefinite	YES	3, compounded semiannually	6	6	70
QUEBEC	25 years			8		70

ADMINISTRATION

VII. EMPLOYEE BENEFITS

VIII. TIME EXPENDITURE, 1973

	L. Retirement			A. Percentage of Both Sworn and Civilian Man-Hours Expended on:				
	12. Widow's Benefit	13. Widow's Fund from Voluntary Contributions	14. State/Province Subsidy for Local Police Retirement	1. Traffic	2. Crime	3. Administration	4. Special Services	5. Other
HIGHWAY PATROLS								
ALABAMA	YES		YES					
ARIZONA	YES			38.8	12.5	13.6	6.6	22.4
CALIFORNIA	YES			55.8	1.1	33.0	10.1	
COLORADO	YES			65		30	5	
FLORIDA	YES		YES					
GEORGIA	YES	YES		72	5	15	8	
IOWA	YES			75	5	5	15	
KANSAS	YES	YES		60.14	.6	9.57	6.43	23.32
MINNESOTA	YES		YES	70	1	9	13	7
MISSISSIPPI	YES			98		2		
MISSOURI	YES			65.27	6.43	10.53		17.77
MONTANA	YES							
NEBRASKA	YES			55.5	13.4	13.7	12.8	4.6
NEVADA	YES			72	5	11	12	
NORTH CAROLINA	YES	YES	YES	95	1	3	1	
NORTH DAKOTA	YES	YES						
OHIO	YES			89.04	1.15	3.73	6.07	
OKLAHOMA	YES		YES	46		48	4	2
SOUTH CAROLINA	YES	YES						
SOUTH DAKOTA	YES	YES	YES	59	2	21	16	
TENNESSEE	YES	YES	YES	46		14	3	37
TEXAS	YES			66.36	.38	11.4	7.3	21.3
UTAH	YES			65	5	25	5	
WASHINGTON	YES		YES	88	2	8	2	
WISCONSIN	YES		YES					
WYOMING	YES			63		7		
STATE POLICE								
ALASKA	YES							
ARKANSAS	YES			70	15	5	10	
CONNECTICUT	YES			10	37	53		
DELAWARE	YES							
IDAHO	YES			76.9	.2	22.4	.5	
ILLINOIS	YES			45.2	5.5	21.2	19.8	8.2
INDIANA	YES			38.9	14.4	19.4	29.3	
KENTUCKY	YES			55	20	10		
LOUISIANA	YES							
MAINE	YES			51.5	20.2	13.4	14.9	
MARYLAND	YES		YES	42	15	13	10	20
MASSACHUSETTS	YES			30 (combined)		37	11	22
MICHIGAN	YES			29.3	26.3	25.8	7.2	11.40
NEW HAMPSHIRE	YES		YES	67.2	4.6	6.7	6.0	6.8
NEW JERSEY	YES			36.1	22.7	23.8	8.6	8.8
NEW MEXICO	YES			41.6	11.3	16.7		27
NEW YORK	YES							
OREGON	YES	YES						
PENNSYLVANIA	YES		YES	54.6	21.7	20.7		
RHODE ISLAND	YES							
VERMONT	YES							
VIRGINIA	YES		YES	53.8	12.1	12.2	4.5	17.4
WEST VIRGINIA	YES	YES		34.46	14.66	10.79	7.8	13.46
DEPARTMENT OF LAW ENFORCEMENT								
FLORIDA	YES				26	5		69
CANADA								
ONTARIO	YES			23	23	45	4	5
QUEBEC	YES			55				

ADMINISTRATION

VIII. TIME EXPENDITURE, 1973

	B. Man Days in Court	C. Man Days Serving DMV Suspensions	D. Number of Personnel Assigned to:				IX. PATROL		
			1. Legislature		2. Governor's Office		A. Highways Patrolled		
			a. Resource Person	b. Security	a. Resource Person	b. Security	1. All State/Province Highways	2. State/Province Highways, Rural Areas Only	3. County Roads
HIGHWAY PATROLS		3,120		3		18		YES	YES
ALABAMA				2		5		YES	
ARIZONA	2,597.5							YES	YES
CALIFORNIA	49,397							YES	YES
COLORADO	4,125			(Total of 8 for security of both)				YES	YES
FLORIDA	2,836							YES	YES
GEORGIA	5,500	5,700		1		20	YES	YES	YES
IOWA						2		YES	YES
KANSAS	1,645	448				5		YES	
MINNESOTA	4,705	470		1	5	8	YES	YES	
MISSISSIPPI	2,307 hours	2,700		1	3-5	1	6	YES	YES
MISSOURI	5,202			1		7	YES	YES	YES
MONTANA								YES	YES
NEBRASKA	1,288			1		6	YES	YES	YES
NEVADA	610	13						YES	
NORTH CAROLINA	21,126	12,500		1		10		YES	YES
NORTH DAKOTA						1		YES	
OHIO	11,581					9	YES	YES	YES
OKLAHOMA	1,214			1		4		YES	YES
SOUTH CAROLINA								YES	YES
SOUTH DAKOTA	345					12	YES	YES	YES
TENNESSEE	5,043	4,407		2		20	YES	YES	YES
TEXAS	6,500	1,431		1		2	YES	YES	YES
UTAH								YES	YES
WASHINGTON	5,512			1	10	1	4	YES	YES
WISCONSIN	6,772	3,661				2		YES	YES
WYOMING	5,652.8	55						YES	YES
STATE POLICE								YES	YES
ALASKA						4		YES	YES
ARKANSAS	2,000	3,100				9		YES	YES
CONNECTICUT				1	3	4		YES	YES
DELAWARE								YES	YES
IDAHO	1,956					25	YES	YES	YES
ILLINOIS	10,028			2		3	YES	YES	YES
INDIANA	9,122				10	10	YES	YES	YES
KENTUCKY	5,205	63				2		YES	YES
LOUISIANA		6,036			20	4	YES	YES	YES
MAINE	3,295				1	20	YES	YES	YES
MARYLAND	8,168				15	4	YES	YES	YES
MASSACHUSETTS	8,832			1		3		YES	YES
MICHIGAN	10,475			2	3	3	YES	YES	YES
NEW HAMPSHIRE		300				11	YES	YES	YES
NEW JERSEY	11,883				8	3	YES	YES	YES
NEW MEXICO	1,710	100			2	27	YES	YES	YES
NEW YORK	16,246	627						YES	YES
OREGON						16	YES	YES	YES
PENNSYLVANIA	27,148	6,155		1		2	YES	YES	YES
RHODE ISLAND						3	YES	YES	YES
VERMONT						1		YES	YES
VIRGINIA	8,742			2		5	YES	YES	YES
WEST VIRGINIA	3,141							YES	YES
DEPARTMENT OF LAW ENFORCEMENT FLORIDA				2		10			
CANADA									
ONTARIO				1	80	5	YES	YES	YES
QUEBEC							YES	YES	YES

ADMINISTRATION

IX. PATROL

	A. Highways Patrolled			B. Type of Patrol		
	4. Controlled Access Highways, Urban	5. Other	6. City Streets under Contract	1. Line	2. Area	3. Combination
HIGHWAY PATROLS						
ALABAMA						YES
ARIZONA	YES				YES	
CALIFORNIA	YES					YES
COLORADO		Rural Interstate				YES
FLORIDA	YES					YES
GEORGIA	YES					YES
IOWA	Not routinely	Interstate systems				YES
KANSAS						YES
MINNESOTA	YES					YES
MISSISSIPPI						YES
MISSOURI	YES					YES
MONTANA	YES					YES
NEBRASKA	YES					YES
NEVADA						YES
NORTH CAROLINA						YES
NORTH DAKOTA	YES					YES
OHIO				YES		
OKLAHOMA	YES				YES	
SOUTH CAROLINA	YES					YES
SOUTH DAKOTA						YES
TENNESSEE	YES	Federal and interstate Highways				YES
TEXAS	In cities under 50,000 population	Two turnpikes				YES
UTAH	YES					YES
WASHINGTON	YES					YES
WISCONSIN	YES					YES
WYOMING	YES	Interstate Highways		YES		
STATE POLICE						
ALASKA	YES					YES
ARKANSAS	YES					YES
CONNECTICUT	YES	Towns without police agencies				YES
DELAWARE	YES					YES
IDAHO	YES	Forest and Federal				YES
ILLINOIS	YES					YES
INDIANA	YES					YES
KENTUCKY	YES					YES
LOUISIANA						YES
MAINE	YES					YES
MARYLAND	YES	Toll highways	YES			YES
MASSACHUSETTS	YES					YES
MICHIGAN		Controlled Access roads outside corporate areas			YES	
NEW HAMPSHIRE	YES	Town roads			YES	
NEW JERSEY		Toll roads				YES
NEW MEXICO	YES					YES
NEW YORK	YES	Toll road				YES
OREGON						
PENNSYLVANIA	YES	Turnpike				YES
RHODE ISLAND						YES
VERMONT	YES					YES
VIRGINIA	YES					YES
WEST VIRGINIA	YES					YES
DEPARTMENT OF LAW ENFORCEMENT FLORIDA						
CANADA						
ONTARIO	YES		YES			YES
QUEBEC	YES					YES

ADMINISTRATION

IX. PATROL		X. SAFETY PROGRAMS						
C. State/Province Provides Civilian Patrols for Assist to Disabled Motorists		A. Accident Review Board						
	TYPES OF ROAD PATROLLED	FREQUENCY	1. Sworn Members			2. Permanent Board		SAME MEMBERS SIT FOR EACH HEARING
				NON-COMMISSIONED ALSO				
HIGHWAY PATROLS								
ALABAMA			YES	YES	YES			
ARIZONA	YES	State & Federal highways	24 hours	YES	YES	YES	YES	
CALIFORNIA				Safety Committee System, committee for each command				
COLORADO	YES	Interstate, Denver area	24 hours	YES	YES		YES	
FLORIDA	YES	Interstates, Turnpks, U.S. highway		YES	YES		YES	YES
GEORGIA				YES	YES		YES	YES
IOWA								
KANSAS				YES	YES	YES		
MINNESOTA				YES	YES		YES	YES
MISSISSIPPI	YES	Interstate	Daily	YES	YES	YES		
MISSOURI				YES	YES		YES	YES
MONTANA				YES	YES	YES		YES
NEBRASKA	YES	Interstate	1/2 day					
NEVADA				YES	YES			
NORTH CAROLINA				YES	YES	YES		
NORTH DAKOTA				YES	YES	YES	YES	YES
OHIO	YES	Interstate		YES	YES		YES	YES
OKLAHOMA				YES	YES			
SOUTH CAROLINA								
SOUTH DAKOTA								
TENNESSEE	YES	Interstate	24 hours					
TEXAS				YES	YES	YES		
UTAH								
WASHINGTON				YES	YES		YES	YES
WISCONSIN			24 hours	YES	YES	YES	YES	YES
WYOMING	YES	Interstate	Adverse weather	YES	YES		YES	
STATE POLICE								
ALASKA								
ARKANSAS				YES	YES	YES	YES	YES
CONNECTICUT				YES	YES		YES	YES
DELAWARE				YES	YES		YES	YES
IDAHO				YES	YES			
ILLINOIS				YES	YES	YES		
INDIANA	YES	Interstates	Every 2 hours	YES	YES		YES	YES
KENTUCKY				YES	YES	YES	YES	YES
LOUISIANA				YES	YES	YES		
MAINE				YES	YES	YES	YES	YES
MARYLAND				YES	YES	YES	YES	YES
MASSACHUSETTS	YES	Interstate & State highways	Workdays & holiday weekends					
MICHIGAN				YES	YES	YES		
NEW HAMPSHIRE	YES	State	Daily during winter months	YES	YES	YES	YES	YES
NEW JERSEY				YES	YES	YES		
NEW MEXICO				YES	YES	YES	YES	YES
NEW YORK								
OREGON				YES	YES	YES	YES	YES
PENNSYLVANIA								
RHODE ISLAND								
VERMONT				YES	YES			
VIRGINIA	YES	Parts of Interstate	Major holidays	YES	YES		YES	YES
WEST VIRGINIA	YES	Interstate, turnpike	24 hours	YES	YES	YES		
DEPARTMENT OF LAW ENFORCEMENT								
FLORIDA								
CANADA								
ONTARIO	YES	Selected controlled access		YES	YES		YES	YES
QUEBEC	YES	Autoroutes	24 hours	YES	YES	YES	YES	YES

ADMINISTRATION

X. SAFETY PROGRAMS

	A. Accident Review Board			B. Other Safety Programs
	3. Operates under Written Order	4. Accidents Reduced	5. Non-Sworn Person Member of Board	
HIGHWAY PATROLS				
ALABAMA	YES			YES
ARIZONA	YES		YES	Defensive driving
CALIFORNIA	Level	Injuries down 55%		Defensive driver training; safety emblems & awards; eye & hearing program; posters
COLORADO	YES	YES		Safe driver award
FLORIDA				Loss Prevention Committee
GEORGIA	YES			Pursuit Driving Course—accidents and lost mandays reduced 50%
IOWA				Defensive Driving Course
KANSAS	YES			Quarterly firearms qualification
MINNESOTA	YES			D.P.S. Safety Committee
MISSISSIPPI		YES		
MISSOURI	YES			
MONTANA				
NEBRASKA				
NEVADA	YES			
NORTH CAROLINA	YES	YES		ASHA
NORTH DAKOTA	YES	YES		
OHIO	YES			Remedial driving course for officers with sub-standard driving records
OKLAHOMA	YES			Driver training
SOUTH CAROLINA				
SOUTH DAKOTA				
TENNESSEE				
TEXAS	YES	YES	YES	First aid, defensive driver training
UTAH				
WASHINGTON	YES	YES		Problem driver review and Remedial Driver Training
WISCONSIN	YES	YES		Vehicle inspection; facility inspection; defensive driving course; firearms training
WYOMING	YES			Winter driving; First aid DDC classes
STATE POLICE				
ALASKA				
ARKANSAS	YES	YES		Defensive driving course; Mandatory seat belt
CONNECTICUT	YES			Defensive driving course
DELAWARE	YES			Pursuit and defensive driving course
IDAHO	YES			Defensive driving course; Counseling
ILLINOIS				Defensive driving course
INDIANA	YES	YES	YES	
KENTUCKY	YES			Recruit training; Safety awards
LOUISIANA	YES			
MAINE	YES	YES		Defensive and pursuit driving courses
MARYLAND	YES			Fleet safety coordinator to analyze collisions and develop programs
MASSACHUSETTS				
MICHIGAN	YES			General safety program
NEW HAMPSHIRE	YES		YES	Defensive pursuit driving course
NEW JERSEY	YES			
NEW MEXICO	YES	YES	YES	
NEW YORK				
OREGON				
PENNSYLVANIA				
RHODE ISLAND				
VERMONT	YES			Defensive driving
VIRGINIA	YES	YES		Safety theme each quarter discussed at meetings
WEST VIRGINIA	YES	YES		Safety officer in each area; defensive driving
DEPARTMENT OF LAW ENFORCEMENT				
FLORIDA				
CANADA				
ONTARIO				Defensive driving
QUEBEC	YES	YES	YES	

OPERATIONS

Specialized Management Units and Internal Affairs

The great majority of the responding agencies now have established planning or research units within their organizational structure. Only six (23 percent) highway patrols and two (8.6 percent) state police departments remain without planning and research units of all the agencies responding. The *1972 Report* showed 10 agencies and the *1968 Report* reflected 20 departments without planning and research units. Unexplained are the reasons behind the dropping of such units by some departments. One of the highway patrols which reported a planning unit in the *1972 Report* does not do so in the present *Report*, and although there are still two state police agencies without such units they are not the same two departments which had none in the *1972 Report*.

The average number of personnel assigned to planning units in highway patrols is 7.4 (range 1 to 60) and in state police agencies is 6.98 (range 1 to 36). Nine highway patrols, 45 percent of those with planning units, report that they have civilian specialists in their units. Twelve state police agencies, 57 percent of those with planning units, have assigned civilian specialists to their planning unit.

Twelve (46.1 percent) of the highway patrols and 11 (47.8 percent) of the state police departments report that they have internal investigation units within their agency, as do both the Canadian departments and the Florida Department of Criminal Law Enforcement.

Eight (30.7 percent) highway patrols, 15 (65.2 percent) state police, one of the Canadian provinces, and the Florida Department of Criminal Law Enforcement

have the authority to investigate other police agencies.

Seven (26.9 percent) highway patrols, 18 (78.2 percent) state police, and both of the Canadian departments have internal inspection units within their agency. Eight (30.7 percent) highway patrols, five (21.7 percent) state police, and one Canadian department utilize a checklist during inspections of units.

The following are the numbers of departments utilizing the methods noted to transmit the results of inspections to headquarters:

	Writ- ten Report	Copy to Plan- ning Unit	Verbal Report	Staff Confer- ence	Follow- up for Remedial Action
Highway Patrol	22	4	8	9	20
State Police	21	5	10	14	22
Department of Law Enforcement	Yes	Yes	Yes	Yes	Yes
Provincial Police	Both	One	Both	One, occasionally	One

Surface Vehicles

The following data compilations concern surface vehicles of the responding departments:

	Total Vehicles	Patrol Vehicles	Percent Patrol Vehicles of Total	Average Miles Per Annum	Percent of Total Patrol Vehicles Which Are:		
					Two Door	Station Wagon	Solo Motorcycle
Highway Patrols	18,569	15,584	83.9	35,922	0.9	0.7	2.8
State Police	18,660	14,492	77.6	34,625	1.7	0.6	0.2
Department of Law Enforcement	168	None					
Provincial Police	2,794	1,654	59.2	61,997			9.5

The Ontario Provincial Police patrol vehicles constitute 73.2 percent of the total fleet, but in Quebec only 45 percent are patrol vehicles. Nine (34.6 percent) highway patrols, and three (13 percent) state police utilize motorcycles, but only three agencies report an average annual miles per machine sufficiently high to indicate their extensive use on patrol (Louisiana—31,200;

Arizona—20,000; and California—18,780). Six states and one province report the use of jeep-type vehicles for patrol—34 such vehicles are used in the United States and 16 are used by the one Canadian department.

The 52 reporting agencies indicated the following relative to the sizes of cars in their fleets:

	0 to 10 percent full-sized	31 to 40 percent full-sized	41 to 50 percent full-sized	61 to 70 percent full-sized	71 to 80 percent full-sized	81 to 90 percent full-sized	91 to 100 percent full-sized
Number of agencies	2	1	3	2	5	8	29 (17 of these are 100 percent full-sized car fleets)

The average cost per mile for the operation of highway patrol vehicles was \$0.066, and for state police the average was \$0.058.

Thirteen (50 percent) highway patrols use unmarked cars for patrol, and the average percent of unmarked cars in the fleets is 9.5 (range 1 to 20 percent). Twelve (52.1 percent) of the state police departments use unmarked cars for patrol, and the average percent of unmarked cars in their fleets is 17.4 (range 1 to 50 percent).

Both provincial police departments pool their patrol vehicles, but only two (8.3 percent) highway patrols and eight (34.7 percent) state police agencies pool their patrol vehicles.

The responding agencies were asked in the resource document to report the number of their vehicles which had been involved in accidents during 1973. Highway patrols reported a total of 3,980 such vehicles, or approximately 24 percent of their total fleet of 16,031 vehicles. State police agencies reported 4,308 vehicles in accidents out of a total fleet of 17,685; therefore, their experience was that 24 percent of their fleet was accident-involved during that year. The two provincial departments, with a fleet total of 2,794 vehicles, reported 1,717 for an accident involvement of 61 percent.

Twenty-one departments report that their vehicle replacement system includes months of service (10 of these replace at 24 months) and 44 utilize mileage (average is 66,888 with a range of 50 to 90,000 miles). Utilizing the column in the data tables in which the first reported car purchases were entered from the resource document, the average cost for a full-sized patrol car was \$3,830 for highway patrols and \$3,752 for state police departments. Only seven departments reported leasing vehicles for their fleets.

The use of blue color for emergency warning lights is still on the increase. The *1972 Comparative Data Report* indicated that 30 agencies were using red lights

showing to the front. In this *Report*, the numbers of highway patrol and state police departments using the colors indicated as emergency lights to the front of the patrol vehicle are: red, 25 (51 percent); blue, 16 (32.6 percent); red and blue, five (10.2 percent); and other combination, three (6.1 percent). Both Canadian respondents use the red colored lights. The colors of warning lights shown to the rear of the patrol cars of the state police and highway patrols are: red only, 22 (45 percent); blue only, 14 (29 percent); red and blue, six (12 percent); and other, 10 (20 percent). In three of the 10 jurisdictions that report "other," officers may choose one of two colors to indicate the degree of hazard severity. The two Canadian departments use red colored lights to the rear.

Shotguns are carried in the patrol cars of 23 (88.4 percent) highway patrols and 15 (65.2 percent) state police departments, and helmets by 20 (76.9 percent) highway patrols and 15 (65.2 percent) state police agencies.

Aircraft

Twenty-one (80.7 percent) highway patrols and 19 (82.6 percent) state police organizations are now utilizing aircraft. However, two of the state police departments obtain their aircraft from another agency on an on-call or availability basis. Therefore, 38 (77.6 percent) of the agencies are operating aircraft full time. Both Canadian respondents operate aircraft.

Five (13.1 percent) of the departments with aircraft are involved in leasing arrangements, and two of these agencies both own and lease their aircraft. One of the Canadian departments has purchased its aircraft, and the other both owns and leases its airplanes (78 percent of its fleet is leased). The total number of aircraft are: highway patrols, 116; state police agencies, 72 (one department not reporting the number of its aircraft); and the responding provincial organizations, 11. Only three

of the state agencies and one Canadian department use short take-off and landing (STOL) aircraft. Of the total of 188 aircraft used by the state agencies, the numbers by type of craft are: STOL, six (3.1 percent); fixed wing, 102 (54.2 percent); and rotary wing, 80 (42.5 percent).

The types of missions flown by the departments with aircraft are similar with the exception of marine patrol and medical evacuation, which are much less frequent than any of the other uses to which aircraft are utilized. No highway patrol agency and six (35.2 percent) of the 17 state police departments with aircraft use them for marine patrol. Ten (47.6 percent) of the 21 highway patrols with aircraft and 13 (68.4 percent) of the 19 state police using aircraft fly medical evacuation missions.

Most of the agencies' pilots are sworn personnel. Only two of the departments which have their own aircraft have civilian personnel pilots (one in each agency), and in each of these organizations there are more pilots (9 and 12) which are sworn. The two state police departments which do not have their own planes also use civilian pilots who are not employees of the state police.

Crime Laboratories

Seven (26.9 percent) of the highway patrols and 18 (78.2 percent) of the state police departments report that their state's crime laboratory is a unit of the respondent agency's organization. Although not necessarily a part of the state police or highway patrols' departments, 22 (44.8 percent) states now have regional crime laboratories which provide services to law enforcement agencies. Two (7.6 percent) highway patrols and 11 (47.8 percent) state police departments have their own mobile crime laboratories. Three (11.5 percent) highway patrols and 16 (69.5 percent) state police agencies utilize some type of composite drawings for identification purposes.

Drug Enforcement Units

Nine (34.6 percent) highway patrols and 19 (82.6 percent) state police departments have a central narcotics unit within their organization.

Personnel Assigned to Narcotics Enforcement

	Total Personnel	Average Per Unit	Sworn Personnel	Average Per Unit	Civilian Personnel	Average Per Unit
Highway Patrols	297	37 (range 8-141)	248	31 (range 8-112)	49	6 (range 0-29)
State Police	686	36 (range 3-150)	582	31 (range 3-100)	104	5 (range 0-50)

Intelligence Units

Ten (38 percent) highway patrols, 19 (83 percent) state police departments, the Florida Department of Criminal Law Enforcement, and both Canadian agencies have intelligence units within their organization.

Personnel Assigned to Intelligence Operations

	Total Personnel	Sworn Personnel	Civilian Personnel
Highway Patrols	154	111	43
State Police	416	343	73
Department of Law Enforcement	29	4	25
Provincial Police	85	76	9

The Florida Department of Criminal Law Enforcement, both Canadian respondents, six (23 percent) highway patrols, and 19 (83 percent) state police agencies have developed formal procedures for the collection of intelligence data from their field officers.

Juvenile Officers/Units

The responding state police departments report the following information relative to juvenile officers/units: four have a juvenile unit; four have a juvenile officer at all field units; two have assigned a juvenile officer to most field units; and one has assigned a juvenile officer to posts in most metropolitan areas. No highway patrol reports a juvenile unit or officer.

OPERATIONS

I. INTERNAL DIRECTIVE SYSTEM

	A. Types of Directives					B. Directive Distribution		
	1. General Orders	2. Special Orders	3. Personnel Orders	4. Instructional Material	5. Memoranda	1. General Orders to:		
						a. All Personnel	b. District/Region Offices Only	c. Command Personnel
HIGHWAY PATROLS								
ALABAMA	YES	YES	YES	YES	YES			
ARIZONA	YES	YES	YES	YES	YES			YES
CALIFORNIA	YES	YES	YES	YES	YES			YES
COLORADO	YES	YES	YES	YES		YES		
FLORIDA	YES	YES	YES	YES	YES	YES		
GEORGIA	YES	YES	YES	YES	YES	YES		
IOWA		YES	YES	YES	YES			
KANSAS	YES	YES	YES	YES	YES	YES		
MINNESOTA	YES	YES	YES	YES	YES	YES		
MISSISSIPPI	YES	YES	YES	YES	YES	YES		
MISSOURI	YES	YES	YES	YES	YES	YES		
MONTANA	YES	YES	YES	YES	YES	YES		
NEBRASKA	YES	YES	YES	YES	YES	YES		
NEVADA	YES	YES	YES	YES	YES	YES		
NORTH CAROLINA	YES	YES	YES	YES	YES	YES		YES
NORTH DAKOTA	YES	YES	YES	YES	YES	YES		
OHIO	YES	YES	YES	YES	YES	YES		
OKLAHOMA	YES	YES	YES	YES	YES	YES		
SOUTH CAROLINA	YES	YES	YES	YES	YES	YES		
SOUTH DAKOTA	YES	YES	YES		YES	YES		
TENNESSEE	YES		YES	YES	YES	YES		
TEXAS	YES	YES	YES	YES	YES	YES		
UTAH	YES	YES	YES	YES	YES	YES		
WASHINGTON	YES	YES	YES	YES	YES	YES		
WISCONSIN	YES	YES	YES	YES	YES	YES		
WYOMING	YES	YES	YES	YES	YES	YES		
STATE POLICE								
ALASKA	YES	YES	YES	YES	YES	YES		
ARKANSAS	YES	YES	YES	YES	YES	YES		
CONNECTICUT	YES	YES	YES	YES	YES	YES		
DELAWARE	YES	YES	YES	YES	YES		YES	YES
IDAHO	YES	YES	YES	YES	YES	YES		
ILLINOIS	YES	YES	YES	YES	YES	YES		YES
INDIANA	YES	YES	YES	YES	YES	YES		
KENTUCKY	YES	YES	YES	YES	YES	YES		
LOUISIANA	YES	YES		YES				YES
MAINE	YES	YES	YES	YES	YES	YES		
MARYLAND	YES	YES	YES	YES	YES	YES		
MASSACHUSETTS	YES	YES	YES	YES	YES	YES		
MICHIGAN	YES	YES	YES	YES	YES		YES	
NEW HAMPSHIRE	YES	YES	YES	YES	YES	YES		
NEW JERSEY	YES	YES	YES	YES	YES			YES
NEW MEXICO	YES	YES	YES	YES	YES	YES		
NEW YORK	YES	YES	YES	YES	YES	YES		
OREGON		YES	YES	YES	YES			
PENNSYLVANIA	YES	YES	YES	YES	YES	YES		
RHODE ISLAND	YES	YES	YES		YES	YES		
VERMONT	YES	YES	YES	YES	YES	YES		
VIRGINIA	YES	YES	YES	YES	YES	YES		
WEST VIRGINIA	YES	YES	YES	YES	YES	YES		
DEPARTMENT OF LAW ENFORCEMENT								
FLORIDA	YES	YES	YES	YES	YES	YES		
CANADA								
ONTARIO	YES		YES	YES	YES		YES	YES
QUEBEC	YES	YES	YES		YES	YES	YES	

OPERATIONS

I. INTERNAL DIRECTIVE SYSTEM

	B. Directive Distribution		C. General Orders			D. All Personnel Affected Receive Copy of Order	E. Field Procedures in One Manual	F. Manuals for Specific Subjects
	1. General Orders to:	d. Other	1. Indexed	2. Cross-Indexed	3. Part of General Duty Manual			
HIGHWAY PATROLS								
ALABAMA			YES	YES	YES	YES	YES	
ARIZONA			YES		YES	YES		YES
CALIFORNIA	All uniformed personnel		YES	YES	YES	YES		YES - 53 + 28 for training
COLORADO			YES		YES	YES		YES - 4
FLORIDA			YES		YES	YES	YES	
GEORGIA			YES		YES	YES	YES	
IOWA						YES	YES	
KANSAS			YES		YES	YES	YES	
MINNESOTA			YES	YES	YES	YES	YES	
MISSISSIPPI			YES		YES	YES	YES	
MISSOURI			YES	YES	YES	YES	YES	
MONTANA			YES		YES	YES	YES	
NEBRASKA			YES		YES	YES	YES	
NEVADA			YES		YES	YES	YES	
NORTH CAROLINA	Civilian supervisors		YES		YES	YES	YES	
NORTH DAKOTA			YES		YES	YES	YES	
OHIO			YES					YES
OKLAHOMA			YES		YES	YES	YES	
SOUTH CAROLINA			YES		YES	YES	YES	
SOUTH DAKOTA					YES	YES	YES	
TENNESSEE			YES	YES	YES	YES	YES	
TEXAS			YES		YES	YES	YES	YES - 5
UTAH			YES		YES	YES	YES	
WASHINGTON			YES	YES	YES	YES	YES	
WISCONSIN			YES		YES	YES	YES	
WYOMING			YES		YES	YES	YES	
STATE POLICE								
ALASKA			YES	YES	YES	YES	YES	
ARKANSAS			YES		YES	YES	YES	
CONNECTICUT			YES	YES		YES		YES - 9
DELAWARE					YES			
IDAHO			YES		YES	YES	YES	
ILLINOIS			YES	YES	YES	YES		YES
INDIANA			YES		YES	YES	YES	YES
KENTUCKY			YES	YES	YES	YES	YES	
LOUISIANA			YES		YES	YES	YES	YES
MAINE			YES		YES	YES	YES	
MARYLAND			YES	YES	YES	YES	YES	YES - 5
MASSACHUSETTS			YES	YES	YES	YES	YES	
MICHIGAN			YES	YES	YES	YES	YES	
NEW HAMPSHIRE					YES	YES		SOP's
NEW JERSEY			YES		YES		YES	
NEW MEXICO						YES		Various instructional
NEW YORK			YES	YES	YES	YES	YES	
OREGON								YES
PENNSYLVANIA								YES
RHODE ISLAND							YES	
VERMONT						YES		
VIRGINIA			YES	YES	YES	YES		YES
WEST VIRGINIA			YES		YES	YES		YES
DEPARTMENT OF LAW ENFORCEMENT								
FLORIDA			YES	YES	YES	YES	YES	
CANADA								
ONTARIO			YES		YES			YES
QUEBEC			YES	YES	YES	YES	YES	

OPERATIONS

I. INTERNAL DIRECTIVE SYSTEM

	G. Review and Revision				
	1. Annual	2. Orders Issued with Expiration Date	3. Orders Purged by:		
			a. Expiration Based on Date Issued	b. Suspense File System	c. Other
HIGHWAY PATROLS					
ALABAMA			YES		
ARIZONA	YES				As needed
CALIFORNIA		YES, for memoranda	YES	YES	Semi-annual review
COLORADO	YES				
FLORIDA					As procedures change
GEORGIA					
IOWA					
KANSAS		YES			General review
MINNESOTA	YES	YES	YES		
MISSISSIPPI	YES				
MISSOURI	YES				
MONTANA					
NEBRASKA	YES	YES	YES	YES	
NEVADA					Review
NORTH CAROLINA	YES				
NORTH DAKOTA	YES				
OHIO					As needed
OKLAHOMA	YES	YES	YES		
SOUTH CAROLINA	YES			YES	
SOUTH DAKOTA	YES	YES	YES		
TENNESSEE	YES	YES	YES		
TEXAS	YES	YES	YES		
UTAH					
WASHINGTON					As needed
WISCONSIN					New order
WYOMING					Directives
STATE POLICE					
ALASKA				YES	
ARKANSAS					Purpose accomplished
CONNECTICUT	YES				
DELAWARE		YES			
IDAHO				YES	
ILLINOIS	YES			YES	Directed revision or cancellation
INDIANA	YES	YES			Reviewed by Staff
KENTUCKY	YES			YES	
LOUISIANA	YES				
MAINE	YES				By demand and need
MARYLAND					Planning unit responsibility
MASSACHUSETTS		YES			Review and evaluation
MICHIGAN					Division responsibility
NEW HAMPSHIRE					Audit
NEW JERSEY	YES				
NEW MEXICO					
NEW YORK					Continual revision
OREGON					Continual revision
PENNSYLVANIA	YES				
RHODE ISLAND	YES				Review
VERMONT					
VIRGINIA	YES				Periodic review
WEST VIRGINIA					Periodic review
DEPARTMENT OF LAW ENFORCEMENT					
FLORIDA	YES				Research & development review
CANADA					
ONTARIO					Results of study
QUEBEC		YES	Some		Periodic review

OPERATIONS

II. PLANNING AND RESEARCH

	A. Planning/Research Unit		B. Number of Research Projects Completed by Agency in 1973	C. Personnel Assigned to Planning/Research				
	1. Unit Subdivided	2. Responsible for Forms Design/Control		1. Total	2. Civilian Specialists	3. Sworn Personnel	4. Stenographers	5. Typists
HIGHWAY PATROLS								
ALABAMA	YES	YES		6		4	2	
ARIZONA	YES	YES	176	6	1	4	1	
CALIFORNIA	YES	YES	25	60	27	21	8	
COLORADO			7					
FLORIDA	YES			4	3		1	
GEORGIA	YES	YES	24	9	1	4	2	
IOWA	YES		1	2		1	1	
KANSAS	YES	YES		1		1		
MINNESOTA	YES	YES		4	2	2		
MISSISSIPPI	YES	YES	8	2		1	1	
MISSOURI	YES	YES		4		3	1	
MONTANA								
NEBRASKA	YES	YES	2	3		2	1	
NEVADA	YES			1		1		
NORTH CAROLINA	YES	YES	2	3		2	1	
NORTH DAKOTA								
OHIO	YES	YES		11	3	5		3
OKLAHOMA	YES	YES		2		2		
SOUTH CAROLINA								
SOUTH DAKOTA	YES	YES		3	1	1	1	
TENNESSEE	YES	YES		4		3	1	
TEXAS	YES	YES	1	16	1	11	4	
UTAH								
WASHINGTON	YES		21	3		2		1
WISCONSIN	YES	YES	31	4	2	2		
WYOMING								
STATE POLICE								
ALASKA	YES	YES	3	5	4			
ARKANSAS								
CONNECTICUT	YES		45	5	1	3	1	
DELAWARE	YES	YES	1	4		4		1
IDAHO								
ILLINOIS	YES	YES		8	1	4	2	1
INDIANA	YES	YES		2.6	1			1.6
KENTUCKY	YES	YES		9	1	6	1	1
LOUISIANA	YES	YES		5		4	1	
MAINE	YES	YES	5 major	5		2		
MARYLAND	YES	YES	163	14	2	10	1	1
MASSACHUSETTS	YES	YES	18	7	3	3		1
MICHIGAN	YES	YES	39	13	5	5		3
NEW HAMPSHIRE	YES			1		1		
NEW JERSEY	YES	YES		8		8	1	1
NEW MEXICO	YES	YES		4	2	1	1	
NEW YORK	YES	YES	4	6	1	4	1	
OREGON	YES			1		1		
PENNSYLVANIA	YES	YES	11	36	13	14	4	2
RHODE ISLAND	YES	YES		2		2		
VERMONT	YES	YES		2	2			
VIRGINIA	YES	YES	5	7		7		
WEST VIRGINIA	YES		1	2		1		1
DEPARTMENT OF LAW ENFORCEMENT								
FLORIDA	YES	YES	260	7	1	5	1	
CANADA								
ONTARIO	YES	YES	47	20	10	8	1	1
QUEBEC	YES	YES	17	17	9	4	3	

OPERATIONS

II. PLANNING AND RESEARCH

III. INTERNAL AFFAIRS

	C. Personnel Assigned to Planning/Research	A. Unit to Investigate Personnel			B. Procedures/Policies			
		6. Clerks	Personnel assigned:			1. All Complaints Against Personnel/Procedures Investigated	2. Investigate Other Police Agencies	
			1. Total	2. Sworn	3. Civilian			
WHO CAN REQUEST INVESTIGATION								
HIGHWAY PATROLS								
ALABAMA		YES	8	6	2	YES	YES	Governor
ARIZONA		YES	2	2		YES	YES	Head of government or police
CALIFORNIA	4	YES	13	8	5	YES		
COLORADO						YES		
FLORIDA		YES	11	9	2	YES		
GEORGIA	2					YES	YES	
IOWA						YES		
KANSAS		YES	1	1		YES		
MINNESOTA		YES	1	1		YES	YES	Governor's office
MISSISSIPPI						YES		
MISSOURI						YES	YES	Executive Branch
MONTANA						YES		
NEBRASKA						YES	YES	County attorney
NEVADA		YES	1	1		YES		
NORTH CAROLINA		YES	3	2	1	YES		
NORTH DAKOTA		YES	1	1		YES		
OHIO		YES	2	2		YES		
OKLAHOMA		YES	3	2	1	YES		
SOUTH CAROLINA						YES		
SOUTH DAKOTA						YES		
TENNESSEE						YES	YES	Attorneys General
TEXAS						YES	YES	Appropriate officials
UTAH						YES		
WASHINGTON		YES	1	1		YES		
WISCONSIN						YES		
WYOMING						YES		
STATE POLICE								
ALASKA	1	YES	1	1		YES		
ARKANSAS						YES	YES	Local authorities
CONNECTICUT		YES	3	3		YES	YES	State's Attorney
DELAWARE		YES	1	1		YES	YES	Attorney General
IDAHO						YES		
ILLINOIS						YES		
INDIANA		YES	1	1			YES	Governor or local officials
KENTUCKY						YES		
LOUISIANA		YES	7	5	2	YES		
MAINE	3	YES	1	1		YES		
MARYLAND						YES	YES	Mayor, Police Chief, County Executive, State's Atty, Governor
MASSACHUSETTS		YES	4	4				
MICHIGAN						YES	YES	Citizen
NEW HAMPSHIRE						YES	YES	Governor, Attorney General, County Attorney
NEW JERSEY		YES	2	2		YES		
NEW MEXICO		YES	2	2		YES	YES	Agency head, District Atty, Grand Jury, Atty General, Governor
NEW YORK						YES	YES	Governor, Atty General, District Attorney, Mayor
OREGON						YES	YES	Police Chief, District Attorney
PENNSYLVANIA	3					YES	YES	Jurisdiction's chief executive
RHODE ISLAND		YES	2	2		YES	YES	Police Chief, local government head
VERMONT		YES	2	2		YES	YES	Attorney General, State's Attorney
VIRGINIA						YES	YES	Governor, Police Chief, Sheriff, Commonwealth Atty, Grand Jury
WEST VIRGINIA						YES - serious; NO - petty	YES	No restriction
DEPARTMENT OF LAW ENFORCEMENT								
FLORIDA						YES	YES	Governor and/or appropriate officials
CANADA								
ONTARIO		YES	4	3	1	YES		
QUEBEC	1	YES	3	2	1	YES	YES	

OPERATIONS

III. INTERNAL AFFAIRS

	B. Procedures/Policies		C. Officer Conduct Complaint Dispositions Processed by:			
	2. Investigate Other Police Agencies	3. HQ Unit Investigates All Complaints	1. Immediate Superior	2. Commanding Officer	3. Review Board	4. Other
	WHO MUST AUTHORIZE INVESTIGATION					
HIGHWAY PATROLS						
ALABAMA	Governor		YES			
ARIZONA	Director of Public Safety		YES	YES		
CALIFORNIA			YES	YES		Chief and Field Major
COLORADO				YES		
FLORIDA			YES	YES	YES	Board of Public Safety
GEORGIA			YES	YES		
IOWA			YES	YES		Superintendent
KANSAS				YES		
MINNESOTA	Commissioner of Public Safety		YES	YES		
MISSISSIPPI						Superintendent
MISSOURI	Superintendent		YES			
MONTANA		YES	YES	YES	YES	
NEBRASKA	Governor		YES			
NEVADA			YES	YES	YES	
NORTH CAROLINA				YES		
NORTH DAKOTA		YES		YES		C.O. of Ethics and Standards Section
OHIO						
OKLAHOMA		YES	YES	YES		
SOUTH CAROLINA			YES	YES		
SOUTH DAKOTA			YES	YES		
TENNESSEE	Commissioner of Safety			YES		Chief of division concerned
TEXAS	Director			YES		
UTAH				YES	YES	
WASHINGTON			YES	YES	YES	
WISCONSIN				YES	YES	State Personnel Director
WYOMING						
STATE POLICE		YES	YES	YES		
ALASKA				YES		Director
ARKANSAS	Department Director			YES	YES	Internal Affairs
CONNECTICUT	Commissioner of State Police		YES	YES	YES	
DELAWARE	Office of Attorney General	YES	YES	YES	YES	Director
IDAHO		YES	YES	YES		
ILLINOIS			YES	YES		
INDIANA			YES	YES	YES	
KENTUCKY				YES		
LOUISIANA				YES	YES	
MAINE		YES	YES	YES	YES	
MARYLAND	Superintendent of State Police			YES		
MASSACHUSETTS				YES		Trial Board
MICHIGAN	Director		YES	YES	YES	Director
NEW HAMPSHIRE	Director					Superintendent
NEW JERSEY			YES	YES	YES	
NEW MEXICO	Chief					Chain of command
NEW YORK	Superintendent		YES	YES		HQ Staff
OREGON	Superintendent			YES		
PENNSYLVANIA	Commissioner					Superintendent
RHODE ISLAND	Superintendent	YES			YES	
VERMONT	Commissioner			YES	YES	Superintendent
VIRGINIA	Required by statute where crime alleged					Review Board if necessary
WEST VIRGINIA	Superintendent			YES	YES	
DEPARTMENT OF LAW ENFORCEMENT						
FLORIDA	Governor in writing		YES			
CANADA						
ONTARIO			YES	YES	YES	
QUEBEC			YES	YES	YES	Depends on the complaint

OPERATIONS

III. INTERNAL AFFAIRS

	E. First-Line Supervisor Without Higher Approval Can Issue			F. Disciplinary Action Authorized by:	G. Accused Has Recourse Beyond Agency Head
	1. Written Reprimand	2. Days Off Without Pay	3. Emergency Suspension		
HIGHWAY PATROLS					
ALABAMA			YES	Director on recommendation of local supervisor	YES
ARIZONA			YES	Director	YES
CALIFORNIA				Commissioner or his designate	YES
COLORADO				Chief	YES
FLORIDA	YES			Director	YES
GEORGIA	YES			Commissioner	YES
IOWA	YES			Post commanders and above	YES
KANSAS	YES		YES	C.O. recommends, sup't approves or amends	YES
MINNESOTA	YES			Chief files charge, commissioner hears & determines penalty	YES
MISSISSIPPI				Commissioner of Public Safety	YES
MISSOURI	YES			Superintendent	YES
MONTANA	YES			Chief	YES
NEBRASKA				Superintendent on C.O.'s request	YES
NEVADA	YES		YES	Chief of Highway Patrol	YES
NORTH CAROLINA	YES	YES	YES	Patrol commander	YES
NORTH DAKOTA				Superintendent	YES
OHIO	YES			Post C.O., District C.O., or Discip. Bd—depends on severity	YES on suspensions over 5 days
OKLAHOMA	YES			Recommendation of Chief Commissioner's concurrence	YES
SOUTH CAROLINA	YES		YES	Director and Assistant Director	YES
SOUTH DAKOTA	YES			Superintendent of Patrol	YES
TENNESSEE	YES		YES	Colonel—all disciplinary action reviewed by him	YES
TEXAS	YES			Service commander or chief or director	YES
UTAH			YES	Commissioner of Public Safety	YES
WASHINGTON	YES			Supervisory or command level or chief	YES
WISCONSIN	YES		YES	District commander or administrator	YES
WYOMING				Director	YES
STATE POLICE					
ALASKA	YES	YES	YES	Director through Commissioner	YES
ARKANSAS	YES			Director, Assistant Director or Division Commander	YES
CONNECTICUT	YES			Commissioner or Executive Officer	YES
DELAWARE			YES	Highest ranking officer of the member's troop, unit or section	YES
IDAHO			YES	Director	YES
ILLINOIS	YES			District Commanders or Superintendent	YES
INDIANA	YES			Superintendent—by wording in State Police Act	YES
KENTUCKY	YES		YES	Usually with approval of Commander	YES
LOUISIANA	YES		YES	Superintendent of State Police	YES
MAINE				Chief	YES
MARYLAND			YES	Superintendent	YES
MASSACHUSETTS				Commissioner and Executive Officer	YES
MICHIGAN	YES		YES	Commanders, with Director's approval	YES
NEW HAMPSHIRE				Director—with approval of Commissioner	YES
NEW JERSEY				Superintendent	YES
NEW MEXICO	YES		YES	Chief with advice and consent of Board	YES
NEW YORK				Minor case, Troop C.O.; Serious case, Division HQ	YES
OREGON	YES			Superintendent	YES
PENNSYLVANIA				Depends on gravity of charge	YES
RHODE ISLAND				Superintendent	YES
VERMONT	YES			Commissioner	YES
VIRGINIA			YES	Division CO. up to 10 days off; Otherwise by Hearing Board	YES
WEST VIRGINIA	YES			Superintendent or C.O. recommendation	YES, if requests Board of Officers
DEPARTMENT OF LAW ENFORCEMENT					
FLORIDA	YES			Division Director	
CANADA					
ONTARIO				Minor—District Sup't; Major—Discip. & Com. committees	
QUEBEC				Final approval by Director General	YES

OPERATIONS

III. INTERNAL AFFAIRS	H. Written Order Governs Disciplinary Action	IV. INSPECTIONS					
		A. Formal	B. Planned	C. Unannounced	D. Substation Inspections Held:		
					1. Periodically	2. Randomly	3. Both
HIGHWAY PATROLS							YES
ALABAMA							YES
ARIZONA	YES	YES	YES	YES			YES
CALIFORNIA	YES	YES	YES	YES			YES
COLORADO		YES	YES		YES		
FLORIDA	YES	YES	YES	YES	YES		
GEORGIA	YES	YES	YES	YES	YES		YES
IOWA		YES	YES	YES			
KANSAS	YES		YES	YES			YES
MINNESOTA	YES	YES	YES	YES			
MISSISSIPPI	YES	YES					
MISSOURI	YES						YES
MONTANA	YES	YES	YES	YES			YES
NEBRASKA		YES	YES	YES			
NEVADA	YES	YES	YES	YES	YES	YES	YES
NORTH CAROLINA	YES	YES	YES	YES	YES		
NORTH DAKOTA	YES	YES	YES	YES	YES		
OHIO	YES	YES		YES			
OKLAHOMA	YES	YES	YES				YES
SOUTH CAROLINA		YES		YES			YES
SOUTH DAKOTA		YES	YES	YES			
TENNESSEE	YES					YES	YES
TEXAS		YES	YES	YES			YES
UTAH							YES
WASHINGTON	YES	YES	YES				YES
WISCONSIN	YES	YES	YES	YES			YES
WYOMING	YES						
STATE POLICE							
ALASKA		YES	YES	YES	YES	YES	YES
ARKANSAS	YES	YES	YES				YES
CONNECTICUT	YES	YES	YES	YES	YES		
DELAWARE		YES	YES	YES	YES		
IDAHO	YES	YES	YES	YES	YES		
ILLINOIS	YES	YES	YES				YES
INDIANA	YES	YES	YES	YES			YES
KENTUCKY	YES	YES	YES	YES		YES	
LOUISIANA	YES	YES	YES	YES			
MAINE		YES	YES	YES	YES		YES
MARYLAND	YES	YES	YES	YES			YES
MASSACHUSETTS	YES	YES	YES	YES			YES
MICHIGAN	YES	YES	YES	YES			
NEW HAMPSHIRE		YES	YES		YES		
NEW JERSEY	YES	YES	YES	YES			YES
NEW MEXICO	YES	YES	YES	YES			YES
NEW YORK	YES	YES	YES	YES			YES
OREGON		YES	YES	YES			
PENNSYLVANIA	YES	YES	YES		YES		
RHODE ISLAND	YES	YES	YES	YES			
VERMONT		YES	YES	YES		YES	YES
VIRGINIA	YES						YES
WEST VIRGINIA		YES	YES	YES			
DEPARTMENT OF LAW ENFORCEMENT FLORIDA	YES					YES	
CANADA							YES
ONTARIO	YES	YES	YES	YES			
QUEBEC	YES		YES	YES	YES		

OPERATIONS

IV. INSPECTIONS	E. Inspector			F. Type of Inspection				
	1. Unit's C.O.	2. C.O. from Other Unit	3. Agency Inspection Unit	1. Performance Quality	2. Performance Quantity	3. Adherence to SOP	4. Agency Goal Conformance	5. Other
HIGHWAY PATROLS								
ALABAMA	YES			YES	YES	YES	YES	YES
ARIZONA	YES		YES	YES	YES	YES	YES	Inventory
CALIFORNIA	YES	YES		YES	YES	YES	YES	13 inspection categories
COLORADO	YES			YES	YES	YES	YES	
FLORIDA	YES			YES	YES	YES	YES	Equipment
GEORGIA	YES			YES	YES	YES	YES	Equipment, vehicles
IOWA	YES		YES	YES	YES	YES	YES	
KANSAS	YES			YES	YES	YES	YES	Issue equipment
MINNESOTA	YES		YES	YES	YES	YES	YES	
MISSISSIPPI		YES		YES	YES	YES	YES	
MISSOURI								
MONTANA	YES			YES	YES		YES	
NEBRASKA	YES	YES	YES	YES	YES	YES	YES	
NEVADA	YES			YES	YES	YES	YES	
NORTH CAROLINA	YES		YES	YES	YES	YES	YES	Facilities and equipment
NORTH DAKOTA	YES		YES	YES	YES	YES	YES	Equipment and personnel
OHIO								Equipment
OKLAHOMA	YES			YES	YES	YES	YES	Equipment and functions
SOUTH CAROLINA	YES			YES	YES	YES		
SOUTH DAKOTA	YES			YES	YES	YES		
TENNESSEE	YES			YES	YES	YES	YES	Personnel, equipment, facilities
TEXAS			YES	YES	YES	YES	YES	
UTAH	YES						YES	
WASHINGTON		YES		YES	YES	YES	YES	
WISCONSIN	YES			YES	YES	YES		
WYOMING	YES			YES	YES	YES		
STATE POLICE								
ALASKA			YES	YES	YES	YES	YES	
ARKANSAS	YES			YES	YES	YES	YES	Equipment
CONNECTICUT			YES	YES	YES	YES	YES	
DELAWARE	YES		YES	YES	YES	YES	YES	
IDAHO	YES		YES	YES	YES	YES	YES	Equipment
ILLINOIS	YES		YES	YES	YES	YES	YES	
INDIANA	YES		YES	YES	YES	YES	YES	
KENTUCKY			YES	YES	YES	YES	YES	Preparedness
LOUISIANA			YES	YES	YES	YES	YES	
MAINE			YES			YES		Personnel
MARYLAND	YES		YES	YES	YES	YES	YES	
MASSACHUSETTS	YES	YES	YES	YES	YES	YES	YES	Equipment
MICHIGAN	YES		YES	YES	YES	YES	YES	Personnel, equipment, facilities
NEW HAMPSHIRE	YES		YES	YES	YES	YES	YES	
NEW JERSEY	YES	YES	YES	YES	YES	YES	YES	
NEW MEXICO	YES		YES			YES	YES	Equipment, facilities, records, local SOPs
NEW YORK	YES		YES	YES	YES	YES	YES	Member proficiency
OREGON	YES		YES	YES	YES	YES	YES	
PENNSYLVANIA	YES	YES	YES	YES	YES	YES	YES	Equipment, facilities
RHODE ISLAND	YES					YES		
VERMONT			YES	YES	YES	YES	YES	
VIRGINIA	YES			YES	YES	YES	YES	
WEST VIRGINIA	YES	YES		YES	YES	YES	YES	
DEPARTMENT OF LAW ENFORCEMENT FLORIDA	YES				YES	YES	YES	
CANADA								
ONTARIO			YES			YES	YES	
QUEBEC			YES	YES	YES	YES	YES	Personnel, equipment, facilities, administration

OPERATIONS

IV. INSPECTIONS

	G. Inspection Checklist Utilized	H. H.O. Command Informed by:			I. Follow-up Inspection re Remedial Action Taken	J. Planning Unit Receives Copy of Report	
		1. Written Report	2. Verbal Report	3. Staff Conference		FORMAL SYSTEM	
HIGHWAY PATROLS							
ALABAMA							
ARIZONA		YES	YES	YES			
CALIFORNIA	YES	YES					
COLORADO							
FLORIDA		YES	YES	YES		YES	
GEORGIA		YES		YES			
IOWA		YES	YES	YES			
KANSAS							
MINNESOTA	YES	YES					
MISSISSIPPI	YES	YES		YES			
MISSOURI							
MONTANA		YES					
NEBRASKA	YES	YES	YES		YES	YES	
NEVADA		YES	YES	YES			
NORTH CAROLINA	YES	YES	YES				
NORTH DAKOTA	YES	YES					
OHIO	YES	YES					
OKLAHOMA	YES	YES					
SOUTH CAROLINA		YES	YES	YES		YES	
SOUTH DAKOTA		YES					
TENNESSEE		YES	YES	YES		YES	YES
TEXAS		YES					
UTAH		YES					
WASHINGTON		YES					
WISCONSIN		YES					
WYOMING		YES					
STATE POLICE							
ALASKA		YES					
ARKANSAS		YES					
CONNECTICUT		YES	YES				
DELAWARE		YES					
IDAHO		YES		YES		YES	YES
ILLINOIS		YES		YES			
INDIANA		YES		YES		YES	YES
KENTUCKY	YES	YES	YES	YES		YES	
LOUISIANA		YES		YES			
MAINE		YES		YES		YES	YES
MARYLAND	YES	YES		YES			
MASSACHUSETTS	YES	YES		YES			
MICHIGAN	YES	YES	YES	YES			
NEW HAMPSHIRE			YES	YES			
NEW JERSEY		YES	YES	YES			
NEW MEXICO		YES	YES	YES			
NEW YORK		YES	YES	YES			
OREGON		YES	YES	YES		YES	YES
PENNSYLVANIA		YES		YES			
RHODE ISLAND			YES	YES			
VERMONT		YES		YES			
VIRGINIA		YES		YES			
WEST VIRGINIA	YES	YES	YES	YES			
DEPARTMENT OF LAW ENFORCEMENT FLORIDA							
FLORIDA		YES	YES	YES		YES	
CANADA							
ONTARIO	YES	YES	YES	Occasionally		YES	YES
QUEBEC		YES	YES				

OPERATIONS

V. EQUIPMENT

	A. Surface Vehicles									
	1. Total	2. Patrol Vehicles, All Types	3. Average Annual Miles Per Patrol:		4. Types of Vehicles					
			CAR	MOTOR-CYCLE	a. 4-Door Sedans		b. 2-Door Sedans		c. Station Wagons	
					NUMBER FOR PATROL	NUMBER FOR PATROL	NUMBER FOR PATROL	NUMBER FOR PATROL		
HIGHWAY PATROLS										
ALABAMA	554	325	31,660		425	325	20		40	
ARIZONA	1,162	739	37,000	20,000	976	791	50	28	9	3
CALIFORNIA	2,735	2,392	50,620	18,780	2,220	2,007			11	6
COLORADO	408	395	38,500		302	270				
FLORIDA	1,328	1,164	25,277		1,127	1,127			31	31
GEORGIA	700	675	40,000	4,000	542	525	68	68	8	
IOWA	426	424	35,000		395	395	14	14	15	15
KANSAS	317	314	36,973		269	234	29	27	12	
MINNESOTA	552	529	28,000		520	520			9	9
MISSISSIPPI	450	289	60,000		442	289			8	
MISSOURI	852	846	25,000		794				15	
MONTANA	234	232	40,000		232	232				
NEBRASKA	375	273	32,500		335	273	16	16	13	6
NEVADA	174	159	21,718	7,403	153	135			4	
NORTH CAROLINA	1,300	1,250	40,000		1,250	1,170			6	
NORTH DAKOTA	99	99	28,850		98	98			1	
OHIO	1,067	1,027	40,211		1,013	945			15	
OKLAHOMA	506	351	40,000		322				10	2
SOUTH CAROLINA	736	736	33,500		730	706			6	4
SOUTH DAKOTA	165	163	40,000	1,500	152	152			9	9
TENNESSEE	541	430	28,068		473	430	34		11	5
TEXAS	2,026	1,139	30,000		1,928	1,139	60		4	
UTAH	311	311	33,600		300	300			2	2
WASHINGTON	939	808	35,000	2,500	848	789	15		7	
WISCONSIN	476	378	36,000	6,000	412	357			59	18
WYOMING	136	136	45,000		136	136				
STATE POLICE										
ALASKA	232	158	24,000		150	150			22	22
ARKANSAS	553	359	25,000		497	359			5	
CONNECTICUT	1,164	1,092	19,450		1,043	1,043	39	19	7	
DELAWARE	314	270	22,832	100	270	160	8		3	
IDAHO	266	181	35,000		214	181	23		3	
ILLINOIS	1,827	1,763	30,000		1,763	1,410			65	
INDIANA	1,032	700	36,000		753	700	225		15	
KENTUCKY	875	550	25,000		650	485	48		9	
LOUISIANA	1,119	1,119	25,000	31,200					18	
MAINE	380	320	40,000		360	260	11			
MARYLAND	1,229	1,111	37,500		814	814	277	177	20	13
MASSACHUSETTS	670	407	80,000		576	387			31	31
MICHIGAN	1,162	588	48,000		824	583	219		67	25
NEW HAMPSHIRE	223	166	35,000		196	163	15		9	
NEW JERSEY	1,144	1,025	36,715		940	547	100		28	
NEW MEXICO	379	317			317	317	62			
NEW YORK	1,673	727	35,000		1,493	1,493			35	
OREGON	490	388	45,407		378	284	10			
PENNSYLVANIA	2,080	1,810	27,000		1,810	1,500			22	
RHODE ISLAND	108	68	50,000	2,000	2		87	56	7	4
VERMONT	222	152	19,845		169	152	17		15	
VIRGINIA	1,086	871	35,000		1,023	870	32	1	5	
WEST VIRGINIA	422	350	30,000		369	350	20		13	
DEPARTMENT OF LAW ENFORCEMENT FLORIDA										
FLORIDA	168				133		30		8	
CANADA										
ONTARIO	1,399	1,025	66,000	9,574	1,180	897	30		33	
QUEBEC	1,395	629	57,993	3,359	1,218	583	32		19	

OPERATIONS

V. EQUIPMENT

A. Surface Vehicles									
4. Types of Vehicles									
	d. Solo Motorcycles		e. 3-Wheel Motorcycles		f. Jeep Type		g. Buses	h. Trucks	i. Mobile Command Posts
		NUMBER FOR PATROL		NUMBER FOR PATROL		NUMBER FOR PATROL			
HIGHWAY PATROLS									
ALABAMA	8	8					1	19	
ARIZONA	45	45					1	71	1
CALIFORNIA	398	347	9		16	15	1	11	3
COLORADO	23	23						6	1
FLORIDA							3	2	
GEORGIA	2	2			1	1	2	6	1
IOWA								2	1
KANSAS	4							1	1
MINNESOTA							1	21	1
MISSISSIPPI							1	4	1
MISSOURI	6	6					1	24	
MONTANA					1				
NEBRASKA	2							1	1
NEVADA	6	6						10	1
NORTH CAROLINA					1	1	1	45	
NORTH DAKOTA									
OHIO							1	38	1
OKLAHOMA							1	18	1
SOUTH CAROLINA							1		
SOUTH DAKOTA	2	2							
TENNESSEE							1	10	
TEXAS					7		1	24	2
UTAH							1		
WASHINGTON							1	44	
WISCONSIN	3	3							
WYOMING									
STATE POLICE									
ALASKA					13	13	2	29	
ARKANSAS								4	2
CONNECTICUT	2				11		2	47	3
DELAWARE	2							24	1
IDAHO	9	9						13	3
ILLINOIS							1	5	3
INDIANA					20			16	2
KENTUCKY								2	1
LOUISIANA	13	13					2		1
MAINE								7	
MARYLAND					2		2	32	1
MASSACHUSETTS	20				6	2	1	26	6
MICHIGAN							2	23	2
NEW HAMPSHIRE								3	1
NEW JERSEY					2			57	1
NEW MEXICO									
NEW YORK					2		1	36	1
OREGON								113	
PENNSYLVANIA	27				2	2	3	73	6
RHODE ISLAND	8	8						2	1
VERMONT					3			12	
VIRGINIA								20	
WEST VIRGINIA					11		3	6	1
DEPARTMENT OF LAW ENFORCEMENT FLORIDA								1	
CANADA									
ONTARIO	112	112			16	16	2	26	2
QUEBEC	47	46					9	28	

OPERATIONS

V. EQUIPMENT

A. Surface Vehicles									
4. Types of Vehicles		5. Percent of Car/Station Wagon Vehicles Which Are:			6. Total 1973 Miles (in Millions)				
j. Special Riot Vehicles	k. Other	a. Compacts	b. Medium	c. Full Size	a. All Vehicles	b. Patrol Vehicles			
HIGHWAY PATROLS									
ALABAMA			19	81	28.22	12.60			
ARIZONA	2	Snowmobiles - 7	3	15	82	18.70	14.50		
CALIFORNIA		Carryall - 56	.4	6.0	93.6	123.00	114.59		
COLORADO		Van - 2			100	15.22	15.22		
FLORIDA	1				100	32.10	29.50		
GEORGIA			69	7		5.60	3.00		
IOWA					100		12.95		
KANSAS					13	87	10.52	10.43	
MINNESOTA					100		14.80	13.50	
MISSISSIPPI					25	75	18.96	14.59	
MISSOURI					2	98	17.85		
MONTANA		Van - 1			100	6.50	6.50		
NEBRASKA	1	Evidence vans - 6	2		98	11.12			
NEVADA					100	3.35	2.50		
NORTH CAROLINA					100	32.38			
NORTH DAKOTA					100	2.86	2.86		
OHIO		Field communication trailers - 3			100	42.83	38.00		
OKLAHOMA	4				33 1/3	66 2/3	19.42	14.00	
SOUTH CAROLINA					100	23.53	21.00		
SOUTH DAKOTA		Van - 2			100	5.00	5.00		
TENNESSEE	1				.06	99.4	16.00	12.00	
TEXAS			2		98		45.90	25.40	
UTAH		Snowmobiles - 4				100	7.74	7.74	
WASHINGTON		Trailer & power plants - 20	1.5	3.3	95.2	22.20	20.30		
WISCONSIN			3	14	83	15.60	12.30		
WYOMING					100	4.00	4.00		
STATE POLICE									
ALASKA		Lab van - 1			18	82	.50	.30	
ARKANSAS	1				100		11.90	9.10	
CONNECTICUT	17	Trailers - 10			2	98	22.08	21.24	
DELAWARE							66.40		
IDAHO		Van - 1	6	60	34	5.20	4.90		
ILLINOIS					1.67	98.33	46.70	37.30	
INDIANA		1			100	33.80	25.20		
KENTUCKY		Vans - 5			5.5	94.5	18.20	12.60	
LOUISIANA	1	Bomb trailer - 1					27.98		
MAINE			3	24	73	10.38	9.79		
MARYLAND	28	Undercover			55	45	34.21		
MASSACHUSETTS	1	1 snow cat snowmobiles	12			88	17.21		
MICHIGAN					37.25	62.75	27.46	11.88	
NEW HAMPSHIRE		Crime scene van - 1			27	73	4.40	3.70	
NEW JERSEY		Maintenance - 11			11	82	37.63	20.08	
NEW MEXICO					16.3	83.7	9.00	7.20	
NEW YORK			55		25	75	48.00	32.00	
OREGON					6	19	75	18.67	17.62
PENNSYLVANIA	1					100	60.00	59.00	
RHODE ISLAND	1					100		3.00	
VERMONT		2 - Drug unit			(Sub-compact - 3.2) 7.7	39.6	44.1	5.88	5.15
VIRGINIA	6				1	4	95	32.90	31.70
WEST VIRGINIA			.01	.03	99.96		8.16		
DEPARTMENT OF LAW ENFORCEMENT FLORIDA									
CANADA									
ONTARIO			1.8	1.8	96.4	69.51	59.00		
QUEBEC		38 Snowmobiles, 2 boats	.12	.2	99.68	45.87	33.81		

OPERATIONS

V. EQUIPMENT

	A. Surface Vehicles						
	7. Cost Per Mile in Cents, Excluding Insurance, Depreciation and Officers' Salaries for:			8. Unmarked Vehicles Used for Patrol	9. Patrol Vehicles:		
	a. Patrol Car	b. 3-Wheel Motorcycle	c. Solo Motorcycle		PERCENT UNMARKED	a. Issued to Trooper	b. Pooled
HIGHWAY PATROLS							
ALABAMA	5.5				YES		
ARIZONA	13.7		13.7	YES	6	YES	
CALIFORNIA	6.73	6.89	6.89				YES
COLORADO	4.04			YES	11		
FLORIDA	8.3					YES	
GEORGIA	6		3				YES
IOWA	7			YES	4	YES	
KANSAS	6.4		4.5			YES	
MINNESOTA	7.55			YES	10	YES	
MISSISSIPPI	6					YES	
MISSOURI	4.7			YES	10	YES	
MONTANA				YES	5	YES	
NEBRASKA	6					YES	
NEVADA	9.5		12.5			YES	
NORTH CAROLINA	5.6			YES	10	YES	
NORTH DAKOTA	5.5			YES	4	YES	
OHIO	5.78						
OKLAHOMA	5.2					YES	
SOUTH CAROLINA	6.6			YES	20	YES	
SOUTH DAKOTA	14					YES	
TENNESSEE	4.7			YES	18	YES	
TEXAS	7.0					YES	
UTAH	4.5			YES	15	YES	
WASHINGTON	1.3		2.4	YES	1	YES	
WISCONSIN	4.8		5.2	YES	9	YES	
WYOMING	7.8					YES	
STATE POLICE							
ALASKA	2.4					YES	
ARKANSAS	3.8					YES	
CONNECTICUT	5			YES	1	YES	
DELAWARE				YES	25		YES
IDAHO	6.3					YES	
ILLINOIS	6.2			YES	6.17	YES	
INDIANA	11.2			YES	2.1	YES	
KENTUCKY						YES	
LOUISIANA	4					YES	
MAINE	4.4			YES	30	YES	
MARYLAND	5.4			YES	39	YES	
MASSACHUSETTS	3					YES	
MICHIGAN	6.7						YES
NEW HAMPSHIRE	6.5			YES	9	YES	
NEW JERSEY	5.4			YES	15		YES
NEW MEXICO	7.3					YES	
NEW YORK	12			YES	19		YES
OREGON	5.6						YES
PENNSYLVANIA	4.5			YES	10		YES
RHODE ISLAND							YES
VERMONT	5.9			YES	2		YES
VIRGINIA	6			YES	50	YES	
WEST VIRGINIA	4.6					YES	
DEPARTMENT OF LAW ENFORCEMENT FLORIDA							
CANADA							
ONTARIO	6.75		8.49	YES	5		YES
QUEBEC	9		13				YES

OPERATIONS

V. EQUIPMENT

	A. Surface Vehicles							
	10. Liability Insurance Furnished by:			11. Number of Vehicles in Accidents, 1973		12. Replacement Criteria, Patrol Vehicles		
	a. Officer	b. Agency	c. Other	a. Total	b. Motorcycles	a. Months of Service	b. Mileage	c. Other
HIGHWAY PATROLS								
ALABAMA		YES				24		
ARIZONA		YES		285	3	24	60,000	
CALIFORNIA		YES		767	90		72,000	
COLORADO		YES		200	3		YES	
FLORIDA		YES		240		24	54,000	
GEORGIA		YES		193		YES	YES	
IOWA		YES		91		YES	YES	
KANSAS				94			75,000	
MINNESOTA		YES		137			60,000	
MISSISSIPPI		YES				13		
MISSOURI		YES		161			YES	
MONTANA		YES					65,000	
NEBRASKA		YES		100		36	70,000	
NEVADA		YES		5	2	24	70,000	
NORTH CAROLINA	YES	YES				YES		
NORTH DAKOTA		YES		13		YES	YES	
OHIO		YES		664			YES	Condition
OKLAHOMA		YES		107			YES	
SOUTH CAROLINA	YES	YES		216			90,000	
SOUTH DAKOTA		YES		16		24	65,000	
TENNESSEE			State Board of Claims	152	1		YES	
TEXAS	YES		D.P.S. reimburses policy	209			50,000	
UTAH		YES		74		YES	YES	
WASHINGTON		YES		118			YES	
WISCONSIN		YES		105	1	24-36	60,000	
WYOMING		YES		33			YES	
STATE POLICE								
ALASKA			State	45		12	60,000	
ARKANSAS	YES					24	50,000	
CONNECTICUT		YES		174			80,000	
DELAWARE		YES		154			60,000	
IDAHO		YES		40	1	24	80,000	
ILLINOIS				389			YES	Where repair exceeds value of vehicle
INDIANA		YES		340			60,000	
KENTUCKY	YES			132			YES	
LOUISIANA		YES		227			60,000	
MAINE		YES		95		24	60,000	
MARYLAND		YES		394		24	75,000	
MASSACHUSETTS		YES		98	4		YES	
MICHIGAN		YES		409			YES	
NEW HAMPSHIRE		YES		56			YES	
NEW JERSEY			State	225		36	80,000	YES
NEW MEXICO		YES		76		24-40	65,000	Excessive cost
NEW YORK		YES		348			75,000	
OREGON		YES		145				Condition
PENNSYLVANIA			State fleet policy	638			50,000	
RHODE ISLAND			State	11	1		60,000	
VERMONT			Open bid	37			YES	
VIRGINIA		YES		275			70,000	
WEST VIRGINIA		YES				24		1/2 of fleet replaced annually
DEPARTMENT OF LAW ENFORCEMENT FLORIDA								
FLORIDA		YES		17				
CANADA								
ONTARIO		YES		568	19		YES	
QUEBEC			YES	1,149	8		65,000	

OPERATIONS

V. EQUIPMENT

A. Surface Vehicles										
13. Total New Patrol Vehicles Acquired in 1973										
a. Recent Purchases										
	(1)			(2)			(3)			
	MAKE	MODEL	UNIT PRICE	MAKE	MODEL	UNIT PRICE	MAKE	MODEL	UNIT PRICE	
HIGHWAY PATROLS										
ALABAMA	179	Ford	Custom 4-door	3,712	Ford	Torino 4-door	3,225	Ford	Station wag.	3,506
ARIZONA	366	Mercury	Monterey	4,046	Plymouth	Fury	3,707	Plymouth	Satellite	3,516
CALIFORNIA	1,765	Dodge	Monaco	3,517	Moto-Guzzi	El Dorado	2,468			
COLORADO	190	Plymouth	Fury I	3,680	Harley-Davidson		2,700	Kawasaki		
FLORIDA	372	Plymouth		3,990	Dodge		3,884			
GEORGIA		Plymouth	Fury I	3,183						
IOWA	220	Mercury	Monterey	3,747	American Motors	Station wagon	3,213			
KANSAS	133	Dodge	Monaco	3,624						
MINNESOTA	219	Plymouth	4-door	3,716	Plymouth	Station wagon	3,400			
MISSISSIPPI	300	Ford		3,658						
MISSOURI	386	Mercury	Monterey	4,000	Chrysler	Newport	4,000			
MONTANA	110	Ford	Custom 500	4,386	Plymouth	Fury II	3,945			
NEBRASKA	186	Dodge	Evidence vans	12,748	Plymouth	Fury III	3,649	Plymouth	Station wag.	3,654
NEVADA	77	Dodge	Polara	3,726	Plymouth	Fury	3,952	Harley-Davidson	74FLH	2,639
NORTH CAROLINA	804	Dodge	Polara	3,485	Plymouth	Fury II	3,672			
NORTH DAKOTA										
OHIO	827	Plymouth		3,578						
OKLAHOMA	186	Plymouth	Fury II	3,298						
SOUTH CAROLINA	265	Chevrolet		3,625						
SOUTH DAKOTA	80	Plymouth	Fury III	3,756						
TENNESSEE	207	Plymouth	Fury I	3,568	Harley-Davidson		2,586			
TEXAS	800	Plymouth	Gran Fury	4,498	Ford	Torino	3,882			
UTAH	57	Chevrolet	Suburban	5,157	Chrysler	Newport	4,097	Pontiac	Catalina	4,236
WASHINGTON	280	Dodge	Monaco Custom	4,193						
WISCONSIN	204	Full size	Marked	3,661	Full size	Unmarked	3,719	Intermediate	Marked	3,519
WYOMING	63	Buick	LaSabre	4,124	Chrysler	4-door	4,150	Chevrolet	Impala	4,898
STATE POLICE										
ALASKA	20	Fords		3,695	Plymouth		3,695	AMC	Matador	3,695
ARKANSAS	115	Plymouth	Fury II	3,633						
CONNECTICUT	240	Plymouth	Fury II	3,282						
DELAWARE	80	Plymouth	Fury III	4,136						
IDAHO	71	Ambassador	4-door	3,634	Plymouth	4-door	3,914			
ILLINOIS	600	Dodge/Dodge	Monaco/Charger	3,558/3,555	Chevrolet/Ford	Malibu/Torino	3,705/3,434	Plymouth	Sebring	3,563
INDIANA	486	Mercury	4-door	4,149	Mercury	2-door H/T	4,057			
KENTUCKY	361	Ford	4-door	3,669						
LOUISIANA	150	Ford	Custom	3,737	Chevrolet	Bal-Air	3,727	Harley-Davidson		2,715
MAINE	135	Plymouth	Fury II ('73)	3,160	Plymouth	Fury II ('74)	3,240			
MARYLAND	499	Ford	Torino	3,518						
MASSACHUSETTS	250	Ford	Interceptor	5,045	Harley-Davidson		3,575			
MICHIGAN	468	Plymouth	Fury I	3,115						
NEW HAMPSHIRE	65	Plymouth	Fury I	3,325						
NEW JERSEY	330	Plymouth	Fury II	3,736	Mercury	Monterey	4,065	Plymouth	Station wag.	3,688
NEW MEXICO	96	Dodge	Polara	3,660	Plymouth	Fury	3,645			
NEW YORK	395	Plymouth	Fury	3,350	Plymouth	Satellite	2,675			
OREGON		Dodge	Polara	3,237	Chevrolet	Blazer	4,392			
PENNSYLVANIA	900	Plymouth	Fury II							
RHODE ISLAND	43	Plymouth	Tudor	4,600						
VERMONT	106	Plymouth	Fury I	3,400	Plymouth	Satellite	3,200	Plymouth	Duster	2,920
VIRGINIA	470	Plymouth	Gran Fury (unmarked)	4,202	Plymouth	Gr Fury (marked)	4,274			
WEST VIRGINIA	150	Dodge	Polara	4,100	Plymouth	Fury II	4,100			
DEPARTMENT OF LAW ENFORCEMENT FLORIDA										
CANADA										
ONTARIO	834	Chevrolet	Biscayne	3,576	Plymouth	Gran Fury	3,644	Harley-Davidson		3,068
QUEBEC	121	Pontiac/Chevy	Laurentien/Biscayne	3,700/3,650	Dodge/Plymouth	Monaco/Fury I	3,635/3,575	Ford/Harley-Dav.	Custom/M.C.	3,600/3,800

OPERATIONS

V. EQUIPMENT

A. Surface Vehicles						
13. Total New Patrol Vehicles Acquired in 1973						
b. Recent Leases						
	(1)			(2)		
	MAKE	MODEL	ANNUAL LEASE COST PER UNIT	MAKE	MODEL	ANNUAL LEASE COST PER UNIT
HIGHWAY PATROLS						
ALABAMA						
ARIZONA						
CALIFORNIA						
COLORADO	Plymouth	Fury III	1,260			
FLORIDA						
GEORGIA						
IOWA						
KANSAS						
MINNESOTA						
MISSISSIPPI						
MISSOURI						
MONTANA						
NEBRASKA						
NEVADA						
NORTH CAROLINA						
NORTH DAKOTA						
OHIO						
OKLAHOMA						
SOUTH CAROLINA						
SOUTH DAKOTA						
TENNESSEE						
TEXAS						
UTAH						
WASHINGTON	Chrysler	New Yorker	1,426			
WISCONSIN						
WYOMING						
STATE POLICE						
ALASKA	AMC	Matador	1,794			
ARKANSAS						
CONNECTICUT						
DELAWARE						
IDAHO						
ILLINOIS						
INDIANA						
KENTUCKY						
LOUISIANA						
MAINE						
MARYLAND						
MASSACHUSETTS						
MICHIGAN						
NEW HAMPSHIRE						
NEW JERSEY						
NEW MEXICO						
NEW YORK						
OREGON	Dodge	Coronet	1,664	Chevrolet	Chevelle	1,855
PENNSYLVANIA						
RHODE ISLAND						
VERMONT	Dodge	Polara Wagon	2,412	Dodge	Dart	1,848
VIRGINIA						
WEST VIRGINIA						
DEPARTMENT OF LAW ENFORCEMENT FLORIDA						
CANADA						
ONTARIO						
QUEBEC						

OPERATIONS

V. EQUIPMENT

A. Surface Vehicles								
14. Air Conditioning			15. Emergency Light Color					
a. All	b. Patrol Cars Only	c. Other Criteria	a. Visible from Front					
			(1) Red	(2) Blue	(3) Red and Blue	(4) Other	(5) Statute Controls Color	(6) Same Color for Other Agencies
HIGHWAY PATROLS								
ALABAMA	YES			YES			Red & amber	YES
ARIZONA	YES						Red & amber	YES
CALIFORNIA	YES				YES			YES
COLORADO		YES		YES				YES
FLORIDA	YES				YES		All police, blue; All fire/amb., red	YES
GEORGIA	YES			YES				YES
IOWA	YES			YES				YES
KANSAS	YES			YES				YES
MINNESOTA		YES						YES
MISSISSIPPI	YES				YES			YES
MISSOURI	YES			YES			Red & amber	YES
MONTANA		YES						YES
NEBRASKA	YES			YES				YES
NEVADA	YES			YES				YES
NORTH CAROLINA	YES			YES				YES
NORTH DAKOTA	YES						Red & yellow	YES
OHIO	YES			YES				YES
OKLAHOMA	YES			YES				Police only
SOUTH CAROLINA	YES			YES				YES
SOUTH DAKOTA	YES			YES				YES
TENNESSEE	YES			YES				YES
TEXAS		YES		YES				YES
UTAH	YES				YES			YES
WASHINGTON	YES				YES			YES
WISCONSIN		YES		YES				YES
WYOMING	YES			YES				YES
STATE POLICE				YES				
ALASKA					YES			YES
ARKANSAS	YES			YES				YES
CONNECTICUT		YES		YES				YES
DELAWARE	YES	Except under cover drug vehs.		YES				YES
IDAHO	YES			YES				YES
ILLINOIS	YES			YES				YES
INDIANA	YES			YES				YES
KENTUCKY	YES			YES				YES
LOUISIANA	YES			YES				YES
MAINE					YES			
MARYLAND	YES					YES		
MASSACHUSETTS		K-9 patrol cars		YES				YES
MICHIGAN		YES		YES				YES
NEW HAMPSHIRE				YES				YES
NEW JERSEY	YES			YES				YES
NEW MEXICO	YES			YES				YES
NEW YORK				YES - new cars			Red & white - old cars	YES
OREGON	YES				YES			YES, except 1st class cities
PENNSYLVANIA	YES			YES				YES
RHODE ISLAND				YES				YES
VERMONT				YES	YES			YES
VIRGINIA	YES			YES				YES
WEST VIRGINIA	YES			YES				YES
DEPARTMENT OF LAW ENFORCEMENT								
FLORIDA	YES							
CANADA						YES		YES
ONTARIO		V.I.P., canine station wagons		YES				YES
QUEBEC				YES				YES

OPERATIONS

V. EQUIPMENT

A. Surface Vehicles									
15. Emergency Light Color						16. Equipment Routinely Carried in Patrol Cars			
b. Visible from Rear						a. AI Kit	b. Camera		
(1) Red	(2) Blue	(3) Red and Blue	(4) Other	(5) Statute Controls Color	(6) Same Color for Other Agencies		TYPE		
HIGHWAY PATROLS									
ALABAMA		YES				YES			
ARIZONA				Red & amber		YES			
CALIFORNIA			YES	Flash, amber	YES	YES	YES	Graflex, Kodak Instamatic, Minolta 600-X	
COLORADO	YES				YES	YES	YES	Twin lens reflex, Rolle card or Mamiya	
FLORIDA		YES			YES	YES	YES	Minolta Autopak 700 Hi-Pack, 75 Minolta, Kodak	
GEORGIA		YES			YES	All pol., bl.; All f/amb., red	YES	Instamatic	
IOWA	YES				YES	YES	YES		
KANSAS				Amber	YES		YES	35mm Reflex	
MINNESOTA	YES				YES	YES	YES	Instamatic	
MISSISSIPPI		YES					YES		
MISSOURI	YES				YES	YES	YES		
MONTANA				Red & amber		YES	YES		
NEBRASKA	YES						YES	Yashica Min. III 35mm; Yashica Minister D, Honeywell 615	
NEVADA	YES				YES	YES	YES	Canon 35mm	
NORTH CAROLINA		YES			YES	Police vehicles	YES	Instamatic	
NORTH DAKOTA				Red & yellow	YES	YES	YES		
OHIO	YES						YES	126 Instamatic	
OKLAHOMA	YES			Amber			YES		
SOUTH CAROLINA			YES		YES	Police vehicles	YES	Instamatic	
SOUTH DAKOTA				Amber	YES		YES	Yashica #124	
TENNESSEE		YES					YES		
TEXAS	YES				YES	YES	YES	Kodak Tourist, Instamatic, Minox, Argus, Yashica & Polaroid	
UTAH			YES		YES	YES	YES	Yashica D	
WASHINGTON		YES			YES	YES	YES	EK Instamatic	
WISCONSIN	YES				YES	YES	YES	Yashica D	
WYOMING	YES						YES	35m	
STATE POLICE									
ALASKA	YES					YES	YES	YES	
ARKANSAS				YES		YES	YES		
CONNECTICUT		YES				YES	YES		
DELAWARE	YES								
IDAHO			YES	Amber			YES	Argus Promatic	
ILLINOIS	YES				YES	YES	YES		
INDIANA	YES						YES	Crown Graphic	
KENTUCKY		YES			YES		YES	Yashica 35	
LOUISIANA	YES								
MAINE		YES			YES		YES		
MARYLAND			YES				YES	Everflash	
MASSACHUSETTS		YES					YES		
MICHIGAN	YES						YES	Instamatic 104	
NEW HAMPSHIRE		YES			YES	YES	YES	Speed Graflex	
NEW JERSEY	YES				YES	YES	YES		
NEW MEXICO				Red and/or y.			YES		
NEW YORK	YES - new cars			R&W - old car	YES	YES	YES		
OREGON				Amber & blue			YES	Instamatic 134, Kodak X15	
PENNSYLVANIA	YES					YES	YES		
RHODE ISLAND	YES				YES		YES		
VERMONT		YES			YES		YES		
VIRGINIA	YES				YES	YES	YES	35mm & 120 roll film	
WEST VIRGINIA		YES			YES	YES	YES	Yashica, Polaroid	
DEPARTMENT OF LAW ENFORCEMENT									
FLORIDA									
CANADA									
ONTARIO	YES					YES	YES		
QUEBEC	YES				YES	YES	YES	Yashica "A" - 120 film	

OPERATIONS

V. EQUIPMENT

A. Surface Vehicles

16. Equipment Routinely Carried in Patrol Cars

	c. Shotgun	d. Helmet	e. Extinguisher	f. First Aid Kit	g. Tools	h. Warning Device	i. Other
HIGHWAY PATROLS							
ALABAMA	YES	YES					Carbine, radar light
ARIZONA	YES	YES	YES	YES			Jumper cable
CALIFORNIA	YES		YES	YES	Pry bar, jumper cable	Fuses, signs in some areas	100' tape, fuel transfer device in some areas
COLORADO		YES	YES	YES	Pliers, tire wrench, screwdriv.	Fuses	Baton, gas mask, mace
FLORIDA	YES	YES					
GEORGIA	YES	YES		YES	Ax, wrecking bar, broom		Baton, gas mask, booster cable, jump suit
IOWA	YES	YES	YES	YES	Pry bar, jack	Fuses	Steel tape, log chain
KANSAS	YES	YES		YES	Wrecking bar	Traffic cones	Steel tape, gas msk, baton, stopwch, mace, hd lgt
MINNESOTA	YES	YES					Batons, gas masks
MISSISSIPPI	YES	YES	YES	YES	Wrecking bar		50' tape
MISSOURI	YES	YES					
MONTANA	YES	YES		YES			Rifoe, blanket
NEBRASKA	YES	YES	YES	YES	Booster cables	Traffic cones, portable spot	100' tape, baton, water, fuel transfer kit
NEVADA	YES	YES	YES	YES	Shvl. pry bar, 4-way lug wrench	Cones	150' rope, fuel transf. kit, gas mask, jump. cables
NORTH CAROLINA	YES	YES		YES	Shvl, broom, chains, axe	Flares	Baton, gas mask
NORTH DAKOTA				YES			30-30 rifle
OHIO	YES	YES		YES	Wreck. bar, lug wrench, tow chin.		Ax, rope, steel & rolatape, water
OKLAHOMA	YES		YES	YES			Mace, flashlight
SOUTH CAROLINA	YES	YES					Full riot equipment
SOUTH DAKOTA	YES	YES			Ax		Gas mask, riot stick
TENNESSEE	YES			YES	Pry bar		
TEXAS	YES			YES	Tow chains	Hand spotlights, flares, fuses	Flashlights, rifles, jump. cable, radar & vascar
UTAH	YES	YES		YES			Baton
WASHINGTON			YES	YES		Cones & flares	Blankets, stretcher
WISCONSIN	YES	YES	YES	YES	Ax, pry bar, rope		Bikt, broom, crwd. cont. equip., radio log. monitoring
WYOMING	YES	YES			Jack lug wrench		Resuscitator, blankets, riot baton
STATE POLICE							
ALASKA	YES			YES	Chains, tow rope, shovel		Survival gear, accident inv. kit
ARKANSAS	YES	YES					
CONNECTICUT		YES					Riot equipment, mask, mace
DELAWARE	YES	YES	YES	YES	Wrecking bar, ax		Broom, shovel, tape
IDAHO	YES	YES			Ax, shovel, bucket	Traffic cones	Rifle, baton, blankets
ILLINOIS	YES	YES	YES	YES, trauma pk	Lug wrench, pliers, rope		Screwdr, jump cabl, bikt, rub. sheet, inflat. splints
INDIANA	YES	YES	YES	YES			Blanket
KENTUCKY	YES	YES			Wrench		Gas cans
LOUISIANA	YES	YES	YES	YES			Jumper cables, hydrolic jacks
MAINE			YES	YES			8 cell flashlight
MARYLAND		YES	YES	Bikt, resusci tube		Fuses	Tire chains, batons
MASSACHUSETTS		YES		YES	Wrecking bar	Fuses	Hand lamp, riot equipment, rubber sheet
MICHIGAN	YES			Blankets	Crowbar, ax, jack	Fuses	
NEW HAMPSHIRE	YES	YES		YES	Pry bar, shovel, rope		Blanket, riot baton, coveralls
NEW JERSEY			YES	YES		Fuses	Resuscitators
NEW MEXICO	YES	YES	YES	YES	Ax, shovel		Stop sign, blankets
NEW YORK							Emergency kit
OREGON	YES		YES - 2		Tool box, tow chain	Fuses	Water cans, gasoline transfer kit
PENNSYLVANIA			YES	YES			
RHODE ISLAND	YES	YES	YES	YES	Pry bar, tow chain		Life line and bouy
VERMONT	YES	YES					
VIRGINIA	YES	YES	YES	YES			Tir trd dep gauge, 100' tape, btn, flshlgt w/trf dir cone
WEST VIRGINIA			YES	Bikt kit, oxygen		Traffic cones	Hand lantern
DEPARTMENT OF LAW ENFORCEMENT							
FLORIDA							
CANADA							
ONTARIO							
QUEBEC							

OPERATIONS

V. EQUIPMENT

A. Surface Vehicles

17. Other Items in Supervisor's Car

18. Other Items at Barracks/Local Office

	17. Other Items in Supervisor's Car	18. Other Items at Barracks/Local Office
HIGHWAY PATROLS		
ALABAMA		
ARIZONA	Cameras - general purpasa	
CALIFORNIA		Helmets, riot equipment, 200' tapes
COLORADO	Shotguns	Shotguns
FLORIDA		Tear gas guns & supplies, rifles with scope, body armor vest
GEORGIA	Gas grenade, gas gun, auto weapons, bull horn, barricade, ropes	Ammunition, sniper rifles, portable radios
IOWA		Tear gas, rifles, smoke grenades, gas masks
KANSAS	Drug analysis kit, .308 rifle	Pepper fogger, gas and smoke grenades, gas projectiles, blood/alcohol machine
MINNESOTA		Pepper fogger
MISSISSIPPI		
MISSOURI		
MONTANA		
NEBRASKA	Equipment for accident drawings	Tear gas equipment, body armor, scope rifles
NEVADA	2 x 4 and 4 x 5 camera, portapower rescue kit	Gas guns, auto weapons, body armor, rifles
NORTH CAROLINA		
NORTH DAKOTA		Helmets, gas masks, batons, gas guns
OHIO		
OKLAHOMA		Riot equipment, bus
SOUTH CAROLINA		Additional riot equipment, ammunition
SOUTH DAKOTA		
TENNESSEE	Cameras, power extraction equipment, tape recorders	Riot control equipment
TEXAS		Helmets
UTAH		Tear gas, .351 rifles, .22 machineguns
WASHINGTON		Flares, first aid supplies, flashlight batteries, fire ext. refills
WISCONSIN		Resupply of all items; Cameras; Porta power equipment
WYOMING		Portable radios, loud speakers, special riot equipment
STATE POLICE		
ALASKA	Video camera & recorder; Major collision inv. kit	
ARKANSAS		
CONNECTICUT		Shotguns, rifles, tear gas, cameras
DELAWARE		Camera, riot gun, mace, night stick
IDAHO		
ILLINOIS	Dosimeters & radiation detection kits	
INDIANA		
KENTUCKY	YES	YES
LOUISIANA	Extricator kits	
MAINE	35mm camera, gas grenades, extra .38 ammo, radiological monitor	Rifles, shotguns, gas grenades and projectiles
MARYLAND		Rifles, shotguns, automatic weapons
MASSACHUSETTS		Stretcher, aspirator, resuscitator
MICHIGAN		30-06 rifles, tear gas guns, projectiles, grenades
NEW HAMPSHIRE		Tear gas, rifles
NEW JERSEY		YES
NEW MEXICO		Riot control equipment, search & rescue equipment
NEW YORK		YES
OREGON		Helmets
PENNSYLVANIA		Cameras, shotguns, helmets
RHODE ISLAND	Emergency equipment, generators, ilght, saws, jacks	
VERMONT		
VIRGINIA		
WEST VIRGINIA		
DEPARTMENT OF LAW ENFORCEMENT		
FLORIDA		
CANADA		
ONTARIO		Shotguns, rifles, riot equipment
QUEBEC		Shotguns, rifles, auto weapons, riot equipment, gas

OPERATIONS

V. EQUIPMENT

A. Surface Vehicles			
19. Other Location/Items			20. Combination Electronic Siren and P.A. System
a. Location	b. Items		
HIGHWAY PATROLS			YES
ALABAMA			YES
ARIZONA			YES
CALIFORNIA			YES
COLORADO			YES
FLORIDA			YES
GEORGIA			YES
IOWA			YES
KANSAS			YES
MINNESOTA			YES
MISSISSIPPI			YES
MISSOURI			YES
MONTANA			YES
NEBRASKA			YES
NEVADA			YES
NORTH CAROLINA			16% YES
NORTH DAKOTA			
OHIO			YES
OKLAHOMA			Partial YES
SOUTH CAROLINA			YES
SOUTH DAKOTA			YES
TENNESSEE	Central supply		YES
TEXAS			YES
UTAH			YES
WASHINGTON	Fleet supply	All	YES
WISCONSIN			YES
WYOMING			
STATE POLICE			YES
ALASKA			YES
ARKANSAS			YES
CONNECTICUT	Troop G. I. K	Tear gas, pepper foggers, ceramic vests	YES
DELAWARE			YES
IDAHO			YES
ILLINOIS			YES
INDIANA			YES
KENTUCKY			YES
LOUISIANA			YES
MAINE	State Police H.O.	Rifles, shotguns, mace, pepper foggers, helmets, batons and miscellaneous	YES
MARYLAND	YES	Tactical and riot equipment	YES
MASSACHUSETTS			YES
MICHIGAN			YES
NEW HAMPSHIRE			YES
NEW JERSEY	Troop H.O.		Same
NEW MEXICO	H.O. and District H.O.	Trailerable boats	70%
NEW YORK			YES
OHIO			YES
PENNSYLVANIA			YES
RHODE ISLAND	H.O.	Cameras, crime lab, investigation kits	YES
VERMONT			YES
VIRGINIA			YES
WEST VIRGINIA			YES
DEPARTMENT OF LAW ENFORCEMENT FLORIDA			
CANADA			
ONTARIO	District H.O.	Shotguns, rifles, riot equipment, tear gas, auto weapons, armour & shields	
QUEBEC			

OPERATIONS

V. EQUIPMENT

A. Surface Vehicles	
21. Optional Equipment Required by Purchase Specifications of Later Installed	
HIGHWAY PATROLS	
ALABAMA	Combination roll bar and protective partition
ARIZONA	Push bumpers, AM radio, deck lid remote control, rear window defroster, rear seat speaker, radio cable conduit
CALIFORNIA	Push bumper, telescopic steering column, remote control right mirror, 2 spotlights, 1/2 of vehicles with tinted glass
COLORADO	Interior light; Writing board; Trunk box
FLORIDA	Push bumpers, heavy duty front, 2' rubber seat, tinted glass, H.D. alternator, battery, H.D. radiator, vascar attachment
GEORGIA	Roll cages, hand throttle, gauges (oil, amp., temp), 1/100 mile odometer
IOWA	Gas transfer kit, interior light, single key locking, interior trunk release, throttle
KANSAS	Hand throttle, engine heater, gas cap lock, vascar cables, gas and water containers, rear window amber flashers
MINNESOTA	
MISSISSIPPI	
MISSOURI	
MONTANA	
NEBRASKA	Split speedo cable, radio wiring conduit, police package, fuel transfer kit
NEVADA	Push bumper, fuel transfer kit, 2 spotlights, AM radio
NORTH CAROLINA	
NORTH DAKOTA	
OHIO	Radial tires, spotlight, compresso shutoff, fuel transfer kit, interior light, fast idle control, gas cap lock
OKLAHOMA	Push bumper, shotgun bracket, tool box, gas transfer pump
SOUTH CAROLINA	Shotgun racks, console for radars, etc.
SOUTH DAKOTA	Large engine, power steering and brakes, cruise control
TENNESSEE	Special dome lights, rear window defrosters, automatic trunk release, roof wiring
TEXAS	Complete sealed cooling system
UTAH	Push bumper
WASHINGTON	Roll bar/jail partitions, push bars
WISCONSIN	Gas exchanger, CB radio, spotlight, bug deflector shield
WYOMING	Spot light, high band radio, fuel transfer kits
STATE POLICE	
ALASKA	
ARKANSAS	
CONNECTICUT	Radial tires
DELAWARE	
IDAHO	
ILLINOIS	
INDIANA	
KENTUCKY	Twin light bar with electronic siren, screens
LOUISIANA	Push bumpers, seat consoles, police pak, rear seat shields
MAINE	Hand throttle, 120" wheel base, H.D. suspension, interior light, electric trunk release, 125 MPH minimum
MARYLAND	Right hand mirror, interior light, A.M. radio, power brakes and steering, radial tires, tinted windshield
MASSACHUSETTS	Radial tires (not steel belted)
MICHIGAN	Fuel transfer system
NEW HAMPSHIRE	Spotlight, flashing headlights, emergency strobes
NEW JERSEY	Heavy duty throughout, 440 cubic inches 215 net H.P., polyglas belt tires (no radial or steel), clock, electric trunk, hand throttle
NEW MEXICO	Push bumpers, prisoner screens, gun racks
NEW YORK	Seat mounted console
OREGON	Push bumper
PENNSYLVANIA	Push bumper
RHODE ISLAND	
VERMONT	A.M. radio, radial ply tires
VIRGINIA	Fuel vapor separator, spotlight, map light, remote trunk release, radio noise suppression kit
WEST VIRGINIA	
DEPARTMENT OF LAW ENFORCEMENT FLORIDA	
CANADA	
ONTARIO	Rear door electric locks, electric trunk release
QUEBEC	Group lights, electric trunk release

OPERATIONS

V. EQUIPMENT

B. Emergency and Other Special Equipment Possessed by Agency

	1. Rifles	2. Body Armor/Vests	3. Mace	4. Riot Helmets	5. Riot Batons	6. Tear Gas				7. Latent Print Kits
						a. Grenades	b. Projectiles	c. Guns	d. Masks	
HIGHWAY PATROLS										
ALABAMA	235	13	200	200	200			19	200	47
ARIZONA	YES	YES	790	790	790	YES	YES	YES	YES	9
CALIFORNIA	6	50	4,699	4,922	5,330	278	212	29	400	39
COLORADO	1	37	560	560	1,150	190	40	5	550	7
FLORIDA	490	333	1,250	1,018	250	500	600	50	604	
GEORGIA	400	75	900	750	775					
IOWA	YES	YES	YES	YES	YES	YES	YES	YES	YES	YES
KANSAS	157	17	387	392	457	160	84	7	410	
MINNESOTA			1,008	504	504					
MISSISSIPPI										
MISSOURI	130	12	827	775	800	550	300	18	200	800
MONTANA				220	220					
NEBRASKA			388	388	388	YES	YES	YES	388	10
NEVADA	10	50		151	151	20	20	4	190	
NORTH CAROLINA	85	25	1,200	1,200	1,200			50	1,200	
NORTH DAKOTA			YES	YES	YES	YES	YES	YES	YES	
OHIO										10
OKLAHOMA	30	15	4	688	200	216; 4 foggers	10	2	600	
SOUTH CAROLINA	YES	YES	YES	YES	YES	YES	YES	YES	YES	
SOUTH DAKOTA	YES	YES	YES	YES	YES	YES	YES	YES	YES	14
TENNESSEE	YES	YES	YES	YES	YES	YES	YES	YES	YES	YES
TEXAS	477	55	3,000	2,600	2,600	2,000	1,000	35	2,500	100
UTAH	YES		YES	311	311	YES	YES	YES	50	
WASHINGTON	YES	YES	YES	YES	YES	YES	YES	YES	YES	4
WISCONSIN			375	375	375	1,055	72	2	375	
WYOMING	130	25	150	150	150					
STATE POLICE										
ALASKA	YES			YES	YES	YES	YES	YES	YES	YES
ARKANSAS	40	30	5 tanks	400	400	100	300	30	100	40
CONNECTICUT	36	45	650	650	40	608	151	33	650	150
DELAWARE	YES	YES	300	431	431	YES	YES	YES	YES	300
IDAHO	202		229	203	274	23	114	10	182	
ILLINOIS	100	40	1,768	1,889	2,527	315	80	6	2,462	65
INDIANA	YES	800	950	800	800	YES	YES	YES	YES	110
KENTUCKY	20	25	550	550	550			20	192	700
LOUISIANA	YES	YES	YES	YES	YES	YES	YES	YES	YES	4
MAINE										
MARYLAND	51	584	1,150	1,400	1,400	1,000	1,150	54	635	32
MASSACHUSETTS	100	15	35	1,100	1,150	500	350	54	1,100	25
MICHIGAN	960	200		1,984	1,984	400	650	67	1,984	260
NEW HAMPSHIRE	18	1	190	240	311	275	280	15	220	45
NEW JERSEY	266	369	22	1,855	534	859	724	35	1,963	35
NEW MEXICO	12	48	325	325	325	500	200	20	400	2
NEW YORK	90	20		2,145	2,801	540	540	54	596	
OREGON	197	5		300	400		40	23	70	75
PENNSYLVANIA	556	745	846	3,157	4,600	1,177	961	142	2,101	159
RHODE ISLAND										
VERMONT	6		250	250	200	YES	YES	24	250	24
VIRGINIA	64	22		969	969	269	197	26	466	1,069
WEST VIRGINIA	331	19	600	500	700	YES	YES	34	550	58
DEPARTMENT OF LAW ENFORCEMENT FLORIDA										
CANADA										
ONTARIO	453	118		1,576	1,586	520	600	22	252	18
QUEBEC	85	10	10	4,200	4,200	525	428	15	180	150

OPERATIONS

V. EQUIPMENT

B. Emergency and Other Special Equipment Possessed by Agency

	8. Crime Scene Kits	9. Poly-graphs	10. Comparison Microscopes	11. Movie Cameras	12. Movie Projectors	13. General Purpose Cameras	14. Photo Enlargers	15. Tape Recorders	16. Closed Circuit TV
ALABAMA		2		2	1	50	2	68	1
ARIZONA	5	3	2	4	8	218	5	217	11
CALIFORNIA				28	186	792	3	68	20
COLORADO		1		1	25	94	2	10	1
FLORIDA				1	12	3	2	20	
GEORGIA				2	25	500	2	25	1
IOWA					YES	YES		YES	YES
KANSAS				1	7	368		10	
MINNESOTA								27	
MISSISSIPPI									
MISSOURI		8	2	4	11	15	12	20	1
MONTANA					7	6	2	1	
NEBRASKA	20	11	2	2	12	15	1	10	2
NEVADA					4	175		16	
NORTH CAROLINA				1	10	25	1	150	
NORTH DAKOTA	YES				YES	YES		YES	
OHIO	200	3	4	5	32	900	8	143	75
OKLAHOMA				4	15	7	1	16	
SOUTH CAROLINA						325			
SOUTH DAKOTA					8	180		12	
TENNESSEE	YES	YES	YES	YES	YES	YES	YES	YES	
TEXAS	50	14	12	25	25	100	13	100	1
UTAH						311			
WASHINGTON		1	2	3	16	12	2	4	YES
WISCONSIN				1	8	380	1	16	2
WYOMING				2	6	150		4	2
STATE POLICE									
ALASKA	YES	YES		YES	YES	YES	4	YES	YES
ARKANSAS	40	2	1		5	40	1	100	1
CONNECTICUT	14	2	3	6	6	111	13	97	12 video tape
DELAWARE	35	3		9	8	11	2	18	9
IDAHO		3				198	2	201	
ILLINOIS					40	5	1	50	25
INDIANA		5	18	4	23	700	12	125	
KENTUCKY	75	2	3	20	20	20	1	25	
LOUISIANA		4	3	4	20	560	4	148	1
MAINE									
MARYLAND	32	17	4	3	21	1,200	3	25	2
MASSACHUSETTS	59	1	1			40	10		1
MICHIGAN	12	12	11	6			10		
NEW HAMPSHIRE	4	3	3		1	72	2	70	3
NEW JERSEY	40	11	11	18	15	214	10	200	18
NEW MEXICO	20	2	2	6	3	75	1	22	12
NEW YORK				12					
OREGON	12	4	5	1	5	25	2	75	1
PENNSYLVANIA	16	8	15	43	82	333	15	223	6
RHODE ISLAND	24	3	1	1	12	80	2	120	1
VERMONT									
VIRGINIA		6		6	19	756	2	42	1
WEST VIRGINIA		4	3	9	14	513	3	135	2
DEPARTMENT OF LAW ENFORCEMENT FLORIDA									
CANADA									
ONTARIO	20		1	3	46	200	21	15	1
QUEBEC						52	12		

OPERATIONS

V. EQUIPMENT

C. Aircraft		1. Now Utilizing Aircraft		b. Type of Possession			c. Type of Aircraft	
		a. Total Number				(1) STOL (Enter Makes and Models)	TOTAL NUMBER	
			(1) Agency	(2) Leased	(3) Combination			
HIGHWAY PATROLS								
ALABAMA	YES	4	YES					
ARIZONA	YES	5	YES			Maule M-4	3	
CALIFORNIA	YES	7	YES					
COLORADO	YES	2	YES					
FLORIDA	YES	6	YES					
GEORGIA	YES	6	YES					
IOWA	YES	6	YES					
KANSAS	YES	3		YES				
MINNESOTA	YES	9	YES					
MISSISSIPPI	YES	6	YES					
MISSOURI	YES	8	YES					
MONTANA					YES			
NEBRASKA	YES	9						
NEVADA								
NORTH CAROLINA								
NORTH DAKOTA	YES	1	YES					
OHIO	YES	12	YES					
OKLAHOMA	YES	6	YES					
SOUTH CAROLINA								
SOUTH DAKOTA	YES	1	YES					
TENNESSEE	YES	5	YES					
TEXAS	YES	12	YES					
UTAH	YES	2	YES					
WASHINGTON	YES	3	YES					
WISCONSIN	YES	3		YES				
WYOMING								
STATE POLICE								
ALASKA	YES		YES	YES				
ARKANSAS	YES	1	YES					
CONNECTICUT	Other agency's				Provided as available from Dept. of Aeronautics			
DELAWARE	YES	2	YES					
IDAHO								
ILLINOIS	YES	4	YES					
INDIANA	YES	9	YES					
KENTUCKY	YES	6		YES				
LOUISIANA	YES	5	YES					
MAINE								
MARYLAND	YES	5	YES					
MASSACHUSETTS	YES	1	YES					
MICHIGAN	YES	8	YES					
NEW HAMPSHIRE								
NEW JERSEY	YES	5	YES			Cessna 337	1	
NEW MEXICO	YES	2	YES					
NEW YORK	YES	5	YES			Piper PA-18A	2	
OREGON	YES	2	YES					
PENNSYLVANIA	YES	6	YES					
RHODE ISLAND	On call when needed	2			Owned by State Division of Airports			
VERMONT								
VIRGINIA	YES	6	YES					
WEST VIRGINIA	YES	3	YES					
DEPARTMENT OF LAW ENFORCEMENT								
FLORIDA								
CANADA								
ONTARIO	YES	9	YES - 2	YES - 7	YES	Dehavilland DHC	1	
QUEBEC	YES	2	YES					

OPERATIONS

V. EQUIPMENT

C. Aircraft		1. Now Utilizing Aircraft		c. Type of Aircraft	
		(2) Fixed Wing (Enter Makes & Models)	TOTAL NUMBER	(3) Rotary Wing (Enter Makes & Models)	TOTAL NUMBER
ALABAMA	Cessna T-41 (1); Dehavilland Beaver U6A (2)	3		Bell TH-13	1
ARIZONA	Bellanca Cit. 76 CBC (1); Beechcraft Queen Air A65 (1); Beech. Bonanza A36 (1)	3		Bell 206B Jet Ranger	2
CALIFORNIA				Fairchild-Hiller FH1100	4
COLORADO	Cessna Skylane 182	2			
FLORIDA	Cessna 172 (3); 150 (1); 182 (2)	6			
GEORGIA	Cessna 150	1		Bell (Military) A-47	5
IOWA	Cessna 172 (4); 150 (1); 182 (1)	6			
KANSAS	Cessna 182	2			
MINNESOTA	Cessna 182 (2); 180 (1); 172 (1)	4		Bell 47G4A (1); 47G2A1 (2); 47G3B1 (2)	5
MISSISSIPPI					
MISSOURI	Swearingen Merlin IIB (1); Piper-PA-34 (2); Cessna 182 (4)	7		Bell 47G-2	1
MONTANA					
NEBRASKA	Cessna (150, 172, 182); Piper (PA28, 140, 180, 108)	8		Bell 206B	1
NEVADA					
NORTH CAROLINA					
NORTH DAKOTA	Cessna Skylane	1			
OHIO	Cessna 172 (3); Beechcraft Bonanza (1)	10		Bell Jet Ranger	2
OKLAHOMA	Aero 685 (1); Beach. V35 (1); Cessna T41B (2); Cessna 150 (1); Cessna 172 (1)	6			
SOUTH CAROLINA					
SOUTH DAKOTA	Cessna 182	1			
TENNESSEE				Bell 47G-2 (2); 47G (1); 47G3B1 (2)	5
TEXAS	Cessna 402 (2); 401 (1); 172 (1); Beechcraft Queen Air (1)	5		Bell 206 (5); 47G4A (2)	7
UTAH	Cessna Skylane (1); Piper Comanche (1)	2			
WASHINGTON	Cessna Skylane (1); Piper Aztec (1); Beechcraft King Air (1)	3			
WISCONSIN	Cessna Skyhawk 172 (3)	3			
WYOMING					
STATE POLICE					
ALASKA					
ARKANSAS	Cessna 182K (1)	1			
CONNECTICUT					
DELAWARE	Cessna 182L (1)	1		Bell 206B (1)	1
IDAHO					
ILLINOIS	Cessna 310 (1); 182 (3)	4			
INDIANA	Beechcraft B80 Queen Air (1); F225 (1); Cessna 172E (2)	4		Bell 206A (5)	5
KENTUCKY	Cessna 182 & 172	2		Hiller 236	2
LOUISIANA	Cessna 206 (1)	1		Bell 206B (1); Fairchild Hiller (3)	4
MAINE					
MARYLAND	Piper Aztec PA-23-250	1		Bell Jet Ranger 206B	4
MASSACHUSETTS				Bell 206B	1
MICHIGAN	Cessna 185, 401A (1 each); Piper Aztec D (1)	3		Bell Jet Ranger (1); Hiller OH23 (4)	5
NEW HAMPSHIRE					
NEW JERSEY				Bell 206B(3); Fairch. FH1100(1); Enstrom F23A(1)	5
NEW YORK	Cessna R-172-E	1			
NEW YORK	Cessna 172 Skyhawk	1		Bell 206-A Jet Ranger (3); Bell 47G-4A (1)	4
OREGON					
PENNSYLVANIA				Bell 206B	6
RHODE ISLAND				Helicopter	2
VERMONT					
VIRGINIA	Piper PA-18-150 (3); Piper PA-23-250 (1); Cessna Skylane (2)	6		Fairchild Hiller FH1100	2
WEST VIRGINIA				Bell Jet Ranger 206B (1); Hiller UH-12E (2)	3
DEPARTMENT OF LAW ENFORCEMENT					
FLORIDA					
CANADA					
ONTARIO	Cessna 172	6		Bell 206B	2
QUEBEC				Bell Jet Ranger II	2

OPERATIONS

V. EQUIPMENT

C. Aircraft								
1. Now Utilizing Aircraft								
d. Types of Missions								
(1) General Traffic Control/Observation	(2) Traffic Enforcement	(3) Patrol--Criminal Activities	(4) Patrol--Marine Safety/Enforcement	(5) Civil Disorder	(6) Search and Rescue	(7) Surveillance	(8) Emergency Medical Evacuation	
HIGHWAY PATROLS								
ALABAMA	Fixed/Rotary	Fixed/Rotary	Fixed		Fixed/Rotary	Fixed/Rotary	Fixed/Rotary	
ARIZONA	Fixed/Rotary	Fixed	Fixed/Rotary		Fixed/Rotary	Fixed/Rotary	Fixed/Rotary	Rotary
CALIFORNIA	STOL/Rotary	STOL/Rotary	STOL/Rotary		Rotary	Rotary	Rotary	Rotary
COLORADO	Fixed	Fixed	Fixed		Fixed	Fixed	Fixed	
FLORIDA	Fixed	Fixed	Fixed		Fixed	Fixed	Fixed	
GEORGIA	Fixed/Rotary	Fixed/Rotary	Rotary		Rotary	Fixed/Rotary	Fixed/Rotary	
IOWA	Fixed	Fixed	Fixed		Fixed	Fixed	Fixed	
KANSAS	Fixed	Fixed	Fixed		Fixed	Fixed	Fixed	Fixed
MINNESOTA	Fixed/Rotary	Fixed/Rotary	Fixed/Rotary		Fixed/Rotary	Fixed/Rotary	Fixed/Rotary	
MISSISSIPPI	YES	YES			YES	YES	YES	
MISSOURI	Cessna/Rotary	Cessna/Rotary	Cessna/Rotary		Cessna/Rotary	Cessna/Rotary	Cessna/Rotary	Cessna
MONTANA								
NEBRASKA	Rotary	Fixed/Rotary	Fixed/Rotary		Rotary	Fixed/Rotary	YES	Rotary
NEVADA								
NORTH CAROLINA								
NORTH DAKOTA	Fixed	Fixed	Fixed		Fixed	Fixed	Fixed	
OHIO	Fixed/Rotary	Fixed/Rotary	Fixed/Rotary		Rotary	Fixed/Rotary	Fixed/Rotary	
OKLAHOMA	Fixed	Fixed	Fixed		Fixed	Fixed	Fixed	
SOUTH CAROLINA								
SOUTH DAKOTA	Fixed	Fixed	Fixed		Fixed	Fixed	Fixed	Fixed
TENNESSEE	Rotary	Rotary	Rotary		Rotary	Rotary	Rotary	
TEXAS	Rotary	Rotary	Rotary		Rotary	Rotary	Rotary	Fixed/Rotary
UTAH	Fixed	Fixed	Fixed		Fixed	Fixed	Fixed	Fixed
WASHINGTON	Fixed	Fixed	Fixed		Fixed	Fixed	Fixed	Fixed
WISCONSIN	Fixed	Fixed	Fixed		Fixed	Fixed	Fixed	Fixed
WYOMING								
STATE POLICE								
ALASKA	Varies			Varies		Varies		
ARKANSAS		Fixed			Fixed	Fixed	Fixed	Fixed
CONNECTICUT	Rotary					Fixed/Rotary		Rotary
DELAWARE	Fixed/Rotary	Fixed	Fixed/Rotary	Fixed/Rotary	Rotary	Rotary	Fixed/Rotary	Rotary
IDAHO								
ILLINOIS	Fixed	Fixed	Fixed		Fixed	Fixed	Fixed	
INDIANA	Fixed/Rotary	Fixed/Rotary	YES	Rotary	Rotary	Fixed/Rotary	Fixed/Rotary	Rotary
KENTUCKY	Fixed/Rotary	Fixed	Fixed/Rotary		Fixed/Rotary	Fixed/Rotary	Fixed/Rotary	Fixed/Rotary
LOUISIANA	Rotary	Rotary	Rotary		Rotary/Fixed	Rotary	Rotary/Fixed	Rotary
MAINE								
MARYLAND	Rotary	Rotary	Rotary	Rotary	Rotary	Rotary	Rotary	Rotary
MASSACHUSETTS	Rotary	Rotary	Rotary		Rotary	Rotary	Rotary	Rotary
MICHIGAN	Rotary	Rotary	Fixed/Rotary		Fixed/Rotary	Fixed/Rotary	Fixed/Rotary	
NEW HAMPSHIRE								
NEW JERSEY	Rotary		Rotary		Rotary	Rotary	Rotary	
NEW MEXICO	STOL/Fixed	STOL/Fixed	STOL/Fixed		STOL/Fixed	STOL/Fixed	STOL/Fixed	
NEW YORK	Fixed/Rotary	Fixed/Rotary	Fixed/Rotary	Rotary	Fixed/Rotary	Fixed/Rotary	Fixed/Rotary	
OREGON				STOL		STOL	STOL	STOL
PENNSYLVANIA	Rotary	Rotary	Rotary		Rotary	Rotary	Rotary	Rotary
RHODE ISLAND			Rotary		Rotary	Rotary	Rotary	Rotary
VERMONT								
VIRGINIA	Fixed/Rotary		Fixed/Rotary		Fixed/Rotary	Fixed/Rotary	Fixed/Rescue	Rotary
WEST VIRGINIA	Rotary	Rotary	Rotary		Rotary	Rotary	Rotary	Rotary
DEPARTMENT OF LAW ENFORCEMENT FLORIDA								
CANADA								
ONTARIO	Fixed/Rotary	Fixed	Fixed/Rotary		Fixed/Rotary	Fixed/Rotary	Fixed/Rotary	STOL/Rotary
QUEBEC	Rotary	Rotary	Rotary		Rotary	Rotary	Rotary	Rotary

OPERATIONS

V. EQUIPMENT

C. Aircraft					
1. Type of Aircraft					
d. Type of Missions			e. Average Daily Hours Aloft Per Aircraft Type		
(9) Emergency Operations	(10) VIP Security/Transport	(11) Other	(1) STOL	(2) Fixed Wing	(3) Rotary Wing
HIGHWAY PATROLS					
ALABAMA	Fixed/Rotary				
ARIZONA	Fixed/Rotary	Fixed/Rotary		6.4	4.3
CALIFORNIA	STOL/Rotary	STOL/Rotary	6		5
COLORADO	Fixed	Fixed		3	
FLORIDA	Fixed			20	
GEORGIA	Fixed/Rotary			5	4
IOWA	Fixed	Fixed		18	
KANSAS	Fixed	Fixed		15	
MINNESOTA	Fixed/Rotary	Fixed/Rotary		4	3
MISSISSIPPI	YES	YES			
MISSOURI		Merlin IIB/Piper		4 1/2	3
MONTANA					
NEBRASKA	Rotary	Fixed/Rotary		2.0	1.2
NEVADA					
NORTH CAROLINA					
NORTH DAKOTA	Fixed	Fixed		3	
OHIO	Fixed/Rotary	Fixed/Rotary		6	6, 3 days per week
OKLAHOMA	Fixed	Fixed		6	
SOUTH CAROLINA					
SOUTH DAKOTA	Fixed	Fixed		4	
TENNESSEE	Rotary	Rotary			5
TEXAS	Fixed/Rotary	Fixed/Rotary		6 1/2	12 1/2
UTAH	Fixed	Fixed			
WASHINGTON	Fixed	Fixed		4	
WISCONSIN	Fixed			1.78	
WYOMING					
STATE POLICE					
ALASKA	YES	Varies	Transportation		
ARKANSAS	Fixed	Fixed	Speeders	5	
CONNECTICUT					
DELAWARE	Fixed/Rotary	Fixed/Rotary		3	1
IDAHO					
ILLINOIS	Fixed	Fixed		5	
INDIANA	Fixed/Rotary	Fixed/Rotary	Prisoner & personnel transportation	4.75	1.6
KENTUCKY	Fixed/Rotary	Fixed		2	1
LOUISIANA	Rotary	Rotary/Fixed		Varies	14
MAINE					
MARYLAND	Rotary	Rotary/Fixed	Photo, extradition	1	3
MASSACHUSETTS	Rotary	Rotary			5
MICHIGAN	Fixed/Rotary	Fixed/Rotary	Extraditions, P.R., photo, equipment & blood relay	3.1	3.5
NEW HAMPSHIRE					
NEW JERSEY	Rotary	Rotary			8
NEW MEXICO	STOL/Fixed	STOL/Fixed		1.7	1.1
NEW YORK	Rotary	Fixed/Rotary	Photo, traffic engineering	2	4
OREGON			Game enforcement	6	
PENNSYLVANIA	Rotary	Rotary	Photo, public relations		16
RHODE ISLAND	Rotary				
VERMONT					
VIRGINIA	Fixed/Rotary	Fixed/Rotary		3.8	2.7
WEST VIRGINIA	Rotary	Rotary			4
DEPARTMENT OF LAW ENFORCEMENT FLORIDA					
CANADA					
ONTARIO	STOL/Rotary	Rotary	Transportation to remote sites	3-4	6-8
QUEBEC	Rotary	Rotary			2

OPERATIONS

V. EQUIPMENT

C. Aircraft						
1. Type of Aircraft						
f. Utilized for Night Patrol	g. Aircraft Cost Per Annum, Excluding Only Personnel Salaries			h. Aircraft Cost Per Flight Hour, Excluding Only Personnel Salaries		
	(1) STOL	(2) Fixed Wing	(3) Rotary Wing	(1) STOL	(2) Fixed Wing	(3) Rotary Wing
HIGHWAY PATROLS						
ALABAMA						
ARIZONA	YES	43,992	37,200		86.28	47.66
CALIFORNIA	YES	67,500	260,000	12.50		64.00
COLORADO		8,000			14.00	
FLORIDA		24,019			9.00	
GEORGIA					8.00	25.00
IOWA		28,000			7.80	
KANSAS		53,460			17.48	
MINNESOTA					15.00	45.00
MISSISSIPPI						
MISSOURI		Cessna 182 - 12,000	Bell - 20,000		Cessna 182 - 9.50	Bell - 25.00
MONTANA						
NEBRASKA		15,000	34,393		20.00	80.28
NEVADA						
NORTH CAROLINA						
NORTH DAKOTA		5,800			7.00	
OHIO		37,452	38,948		6.82	37.56
OKLAHOMA		25,200			9.50	
SOUTH CAROLINA						
SOUTH DAKOTA						
TENNESSEE	YES		4,567			18.00
TEXAS		77,135	163,232		44.78	49.86
UTAH					20.00	
WASHINGTON		37,000			24.66	
WISCONSIN		29,856			15.28	
WYOMING						
STATE POLICE						
ALASKA						
ARKANSAS		3,000			15.00	
CONNECTICUT						
DELAWARE	YES	6,000	72,000		20.00	52.00
IDAHO						
ILLINOIS		20,275			55.81	
INDIANA	YES	25,479	14,266		81.77	34.89
KENTUCKY		19,200	14,400		20.00	60.00
LOUISIANA			270,000			85.00
MAINE						
MARYLAND		18,000	240,000		45.00	60.00
MASSACHUSETTS	YES		64,000 - fuel			
MICHIGAN		25,097 (3)	14,477 (3)		17.81	14.21
NEW HAMPSHIRE						
NEW JERSEY			215,864			88.00
NEW MEXICO		17,698	7,092	32.98	21.45	
NEW YORK		8,725	126,700/21,725		11.50	40.00
OREGON	YES	30,000		11.00		
PENNSYLVANIA			480,000			80.00
RHODE ISLAND						
VERMONT						
VIRGINIA		13,700	39,160		10.00	40.00
WEST VIRGINIA			83,000			90 (Bell); 40 (Hiller)
DEPARTMENT OF LAW ENFORCEMENT FLORIDA						
CANADA						
ONTARIO		50,000	107,000	250,000	50.00	23.00
QUEBEC			80,000			115

OPERATIONS

V. EQUIPMENT

C. Aircraft									
1. Type of Aircraft									
i. Annual Flight Hours by Type of Aircraft			j. Aircraft Insurance Carried						
(1) STOL	(2) Fixed Wing	(3) Rotary Wing	(1) Passenger/Pilot Compensated	(2) Third-Party Liability	(3) Damage to Aircraft		(4) Self-Insured	(5) Other	
					ROTOR NOT IN MOTION	ROTOR IN MOTION			
HIGHWAY PATROLS									
ALABAMA			YES	YES					
ARIZONA	2,336	1,562.5	YES	YES	YES	YES			
CALIFORNIA	5,400	4,000	YES	YES					
COLORADO	500			YES					
FLORIDA	500		YES	YES					
GEORGIA			YES					Hull Insurance	
IOWA	6,000		YES	YES					
KANSAS	3,058		YES	YES	YES	YES		Provided by lessor	
MINNESOTA	3,500	1,000		YES			YES		
MISSISSIPPI									
MISSOURI	1,200	600	YES	YES	YES	YES			
MONTANA									
NEBRASKA	771	428	YES	YES	YES	YES			
NEVADA									
NORTH CAROLINA									
NORTH DAKOTA	800		YES	YES					
OHIO	6,677	2,955					YES		
OKLAHOMA	1,000								
SOUTH CAROLINA									
SOUTH DAKOTA			YES	YES	YES	YES			
TENNESSEE		1,250						Board of Claims	
TEXAS	1,689	3,286							
UTAH	650		YES	YES					
WASHINGTON	1,500		YES	YES	YES	YES			
WISCONSIN	1,954		YES	YES					
WYOMING									
STATE POLICE									
ALASKA	-----4,934 Total-----							YES	
ARKANSAS	700			YES	YES	YES			
CONNECTICUT									
DELAWARE	300	1,200		YES	YES	YES			
IDAHO									
ILLINOIS	2,666		YES	YES	YES				
INDIANA	1,258	409	YES	YES					
KENTUCKY	960	240					YES		
LOUISIANA		3,200	YES	YES					
MAINE									
MARYLAND	400	4,000	YES	YES	YES	YES	YES		
MASSACHUSETTS		1,200					YES		
MICHIGAN	1,393	885	YES	YES					
NEW HAMPSHIRE									
NEW JERSEY		2,400	YES	YES	YES	YES			
NEW MEXICO	536	330	YES	YES	YES	YES			
NEW YORK		750	YES	YES	YES	YES	YES		
OREGON	2,000		YES	YES	YES	YES			
PENNSYLVANIA		6,000	YES	YES	YES	YES		YES	
RHODE ISLAND									
VERMONT									
VIRGINIA	1,370	979	YES	YES	Fixed wing only	Fixed wing only			
WEST VIRGINIA		Bell-300; Hiller-1, 400		YES				YES (Hull)	
DEPARTMENT OF LAW ENFORCEMENT FLORIDA									
CANADA									
ONTARIO	800	4,540	2,000	YES	YES			YES	
QUEBEC			1,600	YES	YES	YES	YES		

OPERATIONS

V. EQUIPMENT

C. Aircraft								
1. Now Utilizing Aircraft								
k. Pilots Per Type of Aircraft			l. Pilots are:			m. Cost of Training a Pilot		
(1) STOL	(2) Fixed Wing	(3) Rotary Wing	(1) Civilian	(2) Sworn	HIRED AS PILOTS THEN SWORN	SWORN PERSONNEL TRAINED AS PILOTS		MAJORITY ARE MILITARY TRAINED
HIGHWAY PATROLS								
ALABAMA		6		YES		YES		YES
ARIZONA		5		YES	YES		500	YES
CALIFORNIA	6			YES				YES
COLORADO		3		YES				
FLORIDA		6		YES		YES		
GEORGIA				YES		YES		YES
IOWA		13		YES		YES		
KANSAS		14		YES		Same	700	
MINNESOTA		10		YES		YES		
MISSISSIPPI		3		YES		YES		
MISSOURI		13	1	12		YES	1,000	
MONTANA								
NEBRASKA		10		YES		Same	2,200	
NEVADA								
NORTH CAROLINA								
NORTH DAKOTA		1		YES		YES		
OHIO		9		YES				
OKLAHOMA		4		YES		YES		
SOUTH CAROLINA								
SOUTH DAKOTA		1				YES		
TENNESSEE				5		YES	600	
TEXAS		5		10		YES	3,700	
UTAH		2		YES		YES		
WASHINGTON		6		YES		YES		
WISCONSIN		6		YES		YES		
WYOMING								
STATE POLICE								
ALASKA	31	31		2		YES	YES	YES
ARKANSAS		1				YES		
CONNECTICUT				YES				
DELAWARE		4		5		YES	YES	YES
IDAHO							4,000	
ILLINOIS		10		1	9			YES
INDIANA		9		7	YES-7		2,400	
KENTUCKY		3		3	YES		3,000	
LOUISIANA		1		4	YES	YES		YES
MAINE								
MARYLAND		7		15	YES		10,000	
MASSACHUSETTS				3	YES		YES	
MICHIGAN		7		5	YES		6,000	YES
NEW HAMPSHIRE								
NEW JERSEY				13	YES		4,000	
NEW MEXICO	2	2			YES			
NEW YORK		11		12	YES		10,000	YES
OREGON	2				YES		YES	YES
PENNSYLVANIA				27	YES		1,800	
RHODE ISLAND				YES				
VERMONT								
VIRGINIA					YES	YES (Rotary)	3,690	
WEST VIRGINIA				4	YES	YES		
DEPARTMENT OF LAW ENFORCEMENT								
FLORIDA								
CANADA								
ONTARIO	2	12		4	YES	YES		
QUEBEC					YES			YES

OPERATIONS

V. EQUIPMENT

C. Aircraft								
1. Now Utilizing Aircraft								
n. Observers								
(1) Used on All Enforcement Missions	(2) Used on Most Enforcement Missions	(3) Are Sworn Personnel	(4) Are Civilian Personnel	(5) Both Sworn and	(6) Are Rated Pilots	(7) Receive Special Training	COURSE TITLE	HOURS
HIGHWAY PATROLS								
ALABAMA	YES							
ARIZONA	YES	YES	YES			YES	Pinch hit training/officer/medic	160 - medical
CALIFORNIA		YES	YES			YES	Observer training	20
COLORADO		YES	YES					
FLORIDA			YES					
GEORGIA			YES					
IOWA								
KANSAS	YES		YES		YES			
MINNESOTA			YES		YES			
MISSISSIPPI		YES	YES					
MISSOURI								
MONTANA								
NEBRASKA		YES	YES					
NEVADA								
NORTH CAROLINA								
NORTH DAKOTA			YES					
OHIO			YES					
OKLAHOMA								
SOUTH CAROLINA								
SOUTH DAKOTA		YES			YES			
TENNESSEE			YES					
TEXAS		YES	YES					
UTAH		YES	YES		YES			
WASHINGTON			YES					
WISCONSIN			YES					
WYOMING								
STATE POLICE								
ALASKA			YES					
ARKANSAS								
CONNECTICUT		YES	YES					
DELAWARE	YES		YES			YES	Certified ambulance attendants	38
IDAHO								
ILLINOIS	YES	YES	YES		YES	YES		
INDIANA			YES					
KENTUCKY		YES	YES					
LOUISIANA		YES	YES					
MAINE								
MARYLAND	YES		YES			YES	EMT-paramedical	200
MASSACHUSETTS								
MICHIGAN		YES	YES					
NEW HAMPSHIRE								
NEW JERSEY		YES	YES		YES			
NEW MEXICO		YES	YES					
NEW YORK	YES		YES		YES			
OREGON		YES			YES			
PENNSYLVANIA	YES		YES		YES			
RHODE ISLAND	YES		YES					
VERMONT								
VIRGINIA								
WEST VIRGINIA	YES		YES		Some			
DEPARTMENT OF LAW ENFORCEMENT								
FLORIDA								
CANADA								
ONTARIO	YES		YES			YES	Advanced first aid	25
QUEBEC	YES		YES					

OPERATIONS

V. EQUIPMENT

C. Aircraft			
2. Agency Not Presently Using Aircraft But Anticipates Use in Near Future			
	Type of aircraft contemplated:		
	a. STOL	b. Fixed Wing	c. Rotary Wing
HIGHWAY PATROLS			
ALABAMA			
ARIZONA			
CALIFORNIA			
COLORADO			
FLORIDA			
GEORGIA			
IOWA			
KANSAS			
MINNESOTA			
MISSISSIPPI			
MISSOURI			
MONTANA			
NEBRASKA			
NEVADA			
NORTH CAROLINA			
NORTH DAKOTA			
OHIO			
OKLAHOMA			
SOUTH CAROLINA			
SOUTH DAKOTA			
TENNESSEE			
TEXAS			
UTAH			
WASHINGTON			
WISCONSIN			
WYOMING			
STATE POLICE			
ALASKA			
ARKANSAS			
CONNECTICUT	YES		YES
DELAWARE			
IDAHO			
ILLINOIS			
INDIANA			
KENTUCKY			
LOUISIANA		YES	
MAINE	YES		
MARYLAND			
MASSACHUSETTS			
MICHIGAN			
NEW HAMPSHIRE			
NEW JERSEY			
NEW MEXICO			
NEW YORK			
OREGON			
PENNSYLVANIA			
RHODE ISLAND			
VERMONT			
VIRGINIA			
WEST VIRGINIA			Plan to acquire fixed wing in addition to rotary
DEPARTMENT OF LAW ENFORCEMENT			
FLORIDA			
CANADA			
ONTARIO			
QUEBEC			

OPERATIONS

VI. CRIME LABORATORY

	A. State/Province-Wide Laboratory		B. State/Province Regional Laboratories		C. Your Agency Contracts for Laboratory Services	
	WITHIN YOUR AGENCY	NUMBER OF CRIMINALISTS/SPECIALISTS	NUMBER	TOTAL OF CRIMINALISTS/SPECIALISTS	YOUR LABORATORY SERVICES BY:	
HIGHWAY PATROLS						
ALABAMA	YES	31	YES 10	31		
ARIZONA	YES	18	YES			
CALIFORNIA	YES		YES 15	82		
COLORADO	YES		YES 2			F.B.I.
FLORIDA	YES		YES 4	36		
GEORGIA	YES		YES			
IOWA	YES					
KANSAS	YES	15	YES 1	3		
MINNESOTA	YES					
MISSISSIPPI	YES	20	YES 1	5		
MISSOURI	YES	8	YES 4			
MONTANA						
NEBRASKA	YES	6				
NEVADA			YES 2	7	YES	Local agencies
NORTH CAROLINA	YES		YES			
NORTH DAKOTA	YES					
OHIO	YES		YES			
OKLAHOMA	YES					
SOUTH CAROLINA	YES					
SOUTH DAKOTA	YES					
TENNESSEE	YES	9				
TEXAS	YES	30	YES 9	66		
UTAH	YES	3	YES			
WASHINGTON	YES	12	YES 2	12		
WISCONSIN	YES	25				
WYOMING	YES					
STATE POLICE						
ALASKA	YES	4				
ARKANSAS	YES	3			YES	State Health Department
CONNECTICUT	YES	15				
DELAWARE					YES	F.B.I.
IDAHO						
ILLINOIS	YES		YES 6			
INDIANA	YES	8				
KENTUCKY	YES	20	YES 1	3		
LOUISIANA	YES	16	YES 4	18	YES	
MAINE	YES	5			YES	State Health and Welfare, F.B.I.
MARYLAND	YES	19				
MASSACHUSETTS	YES	12				
MICHIGAN	YES		YES 6			
NEW HAMPSHIRE	YES	5				
NEW JERSEY	YES	77	YES 2	38		
NEW MEXICO	YES	8				
NEW YORK	YES	30				
OREGON	YES		YES 3	8		
PENNSYLVANIA	YES	14	YES 4	24		
RHODE ISLAND	YES					
VERMONT	YES	7				
VIRGINIA	YES		YES 4			
WEST VIRGINIA	YES	18				
DEPARTMENT OF LAW ENFORCEMENT						
FLORIDA	YES	90	YES 4			
CANADA						
ONTARIO	YES		YES 17	54		
QUEBEC	YES		YES 2			

OPERATIONS

VI. CRIME LABORATORY

	D. Mobile Laboratory in Your State/Province						E. Functions Performed by Your Laboratory			
	1. Your Agency		2. Local Police		3. Specialized Agency		1. Firearms I.D.	2. Document Analysis		
	NUMBER OF UNITS	NUMBER OF UNITS	TITLE	NUMBER OF UNITS						
HIGHWAY PATROLS										
ALABAMA							YES	YES		
ARIZONA	YES			YES	1					
CALIFORNIA	YES			YES						
COLORADO										
FLORIDA										
GEORGIA										
IOWA	YES				YES	Bureau of Criminal Investigation	1	YES	YES	
KANSAS	YES			YES						
MINNESOTA								YES	YES	
MISSISSIPPI	YES			YES				YES	YES	
MISSOURI										
MONTANA								YES	YES	
NEBRASKA	YES	YES	6							
NEVADA	YES			YES	2					
NORTH CAROLINA	YES					YES	State Bureau of Investigation			
NORTH DAKOTA										
OHIO	YES			YES		YES	Bureau of Criminal Identification & Investigation		YES	YES
OKLAHOMA	YES			YES		YES	State Bureau of Investigation	1	YES	YES
SOUTH CAROLINA										
SOUTH DAKOTA										
TENNESSEE									YES	
TEXAS	YES			YES					YES	YES
UTAH									YES	
WASHINGTON	YES	YES	2							
WISCONSIN	YES					YES	Department of Justice Bureau of Crime Lab	3		
WYOMING										
STATE POLICE										
ALASKA	YES	YES	1	YES	2				YES	YES
ARKANSAS	YES	YES	1						YES	YES
CONNECTICUT	YES	YES	2	YES	1				YES	YES
DELAWARE										YES
IDAHO										YES
ILLINOIS	YES			YES					YES	YES
INDIANA						YES	Each district has an assigned technician		YES	YES
KENTUCKY									YES	YES
LOUISIANA	YES								YES	
MAINE	YES			YES	1				YES	YES
MARYLAND	YES	YES	7	YES					YES	YES
MASSACHUSETTS									YES	
MICHIGAN	YES	YES	6	YES					YES	YES
NEW HAMPSHIRE	YES	YES	1	YES	1				YES	YES
NEW JERSEY	YES	YES	2	YES					YES	YES
NEW MEXICO	YES	YES	1	YES	1				YES	YES
NEW YORK	YES			YES					YES	YES
OREGON	YES	YES	4	YES					YES	YES
PENNSYLVANIA									YES	YES
RHODE ISLAND	YES	YES	1	YES	2				YES	
VERMONT	YES	YES	1						YES	
VIRGINIA	YES			YES					YES	YES
WEST VIRGINIA	YES			YES	3				YES	YES
DEPARTMENT OF LAW ENFORCEMENT										
FLORIDA	YES			YES		YES	Regional Crime Scene Search Units		YES	YES
CANADA										
ONTARIO	YES	YES	17							
QUEBEC										

OPERATIONS

VI. CRIME LABORATORY

	E. Functions Performed by Your Laboratory						F. Your Agency's Annual Laboratory Caseload	
	3. Chemical Analysis	4. Tool Mark ID	5. Photography	6. Film Development	7. Polygraph Examination	8. Jewelers' Mark ID File	1. Narcotics Determination	2. Criminalistics Processes
	HIGHWAY PATROLS							
ALABAMA								
ARIZONA	YES	YES	YES	YES	YES		6,010	928
CALIFORNIA								
COLORADO			YES	YES				
FLORIDA								
GEORGIA								
IOWA	YES	YES	YES	YES	YES		1,750	2,000
KANSAS								
MINNESOTA								
MISSISSIPPI	YES	YES	YES	YES		YES		
MISSOURI	YES	YES	YES	YES	YES		795	1,136
MONTANA								
NEBRASKA	YES	YES	YES	YES				
NEVADA								
NORTH CAROLINA								
NORTH DAKOTA								
OHIO	YES	YES	YES	YES	YES		400	207
OKLAHOMA	YES	YES	YES	YES	YES	YES		
SOUTH CAROLINA								
SOUTH DAKOTA								
TENNESSEE			YES	YES	YES			
TEXAS	YES	YES	YES	YES	YES		9,000	3,000
UTAH								
WASHINGTON	YES	YES	YES				3,100	500
WISCONSIN								
WYOMING			YES	YES				
STATE POLICE								
ALASKA	YES	YES	YES	YES	YES	YES		
ARKANSAS	YES	YES	YES	YES	YES			
CONNECTICUT	Limited	YES	YES	YES				1,200
DELAWARE								
IDAHO			YES					
ILLINOIS	YES	YES	YES	YES	YES			
INDIANA	YES	YES	YES	YES	YES		1,114	744
KENTUCKY	YES	YES	YES	YES	YES		6,041	2,036
LOUISIANA	YES	YES	YES	YES			2,400	1,300
MAINE		YES	YES	YES	YES			254
MARYLAND	YES	YES	YES	YES	YES		2,200	275
MASSACHUSETTS	YES	YES	YES	YES	YES		1,384	1,320
MICHIGAN	YES	YES	YES	YES	YES	YES	13,241	908
NEW HAMPSHIRE	YES	YES	YES	YES	YES		2,140	590
NEW JERSEY	YES	YES	YES	YES	YES	YES	17,711	2,587
NEW MEXICO	YES	YES	YES	YES			1,100	400
NEW YORK	YES	YES	YES	YES	YES		6,200	600
OREGON	YES	YES	YES	YES			3,754	5,500
PENNSYLVANIA	YES	YES	YES	YES	Troop function		11,000	2,500
RHODE ISLAND			YES	YES	YES			1,000
VERMONT	YES	YES	YES	YES	YES		2,634	1,427
VIRGINIA								
WEST VIRGINIA	YES	YES	YES	YES	YES	YES	5,897	8,978
DEPARTMENT OF LAW ENFORCEMENT								
FLORIDA	YES	YES	YES	YES				
CANADA								
ONTARIO		YES	YES	YES				
QUEBEC			YES	YES				

OPERATIONS

VI. CRIME LABORATORY

	F. Your Agency's Annual Laboratory Caseload			G. Your Agency Pays Laboratory Personnel for Expert Testimony	H. Laboratory-to-Field Information Feedback System for Laboratory Results
	3. Toxicology	4. Annual Number Court Appearances	5. Annual Hours in Court		
HIGHWAY PATROLS					
ALABAMA					
ARIZONA	872	250	120		
CALIFORNIA					
COLORADO					
FLORIDA					
GEORGIA					
IOWA	175	175	1,400		
KANSAS					
MINNESOTA					YES
MISSISSIPPI					YES
MISSOURI	59	263 Man-days	2,104		
MONTANA					
NEBRASKA		92	577		
NEVADA					
NORTH CAROLINA					
NORTH DAKOTA					
OHIO	976	90	593		
OKLAHOMA					
SOUTH CAROLINA					
SOUTH DAKOTA					
TENNESSEE					
TEXAS	200	750	4,576		
UTAH					
WASHINGTON		280	840		
WISCONSIN					
WYOMING					
STATE POLICE					
ALASKA					
ARKANSAS		90			
CONNECTICUT		200	1,000		
DELAWARE					
IDAHO					
ILLINOIS					
INDIANA	1,674	200	1,274		YES
KENTUCKY	232	473	4,102		
LOUISIANA	300	180	1,200		
MAINE		40	636		
MARYLAND		450	2,600		
MASSACHUSETTS	1,884	172	700		
MICHIGAN		1,771	11,889		
NEW HAMPSHIRE					
NEW JERSEY	2,032	1,203	4,832		
NEW MEXICO		195	1,500		YES
NEW YORK	400	220	1,850		YES
OREGON			2,952		
PENNSYLVANIA	600	690	5,620		
RHODE ISLAND		100			
VERMONT					
VIRGINIA					YES
WEST VIRGINIA	157	527	5,901		
DEPARTMENT OF LAW ENFORCEMENT FLORIDA					
CANADA					
ONTARIO			4,055		
QUEBEC					

OPERATIONS

VII. MICROFILMING

	A. Microfilming Utilized by Agency	
	1. Forms/Files Filmed	2. Type of Film Used
HIGHWAY PATROLS		
ALABAMA	YES Driver license, accident reports, financial responsibility, criminal records	
ARIZONA	YES Citation, dept & accident records, inact. persnl files, business documents, radio logs, duty sched & other docu of possible future value	Rem. Rand & 3m, 16mm microfilm
CALIFORNIA	YES Personnel records, approved devices information	Mastersilver 16mm
COLORADO	YES Dated: Activity reports; Personnel files; Accident statistics	
FLORIDA	YES Traffic accident reports, homicide reports	Kodak
GEORGIA	YES Driver history	Roll
IOWA		
KANSAS	YES Accident reports, arrest tickets	Cartridge
MINNESOTA		
MISSISSIPPI	YES Driver and criminal records, financial responsibility, accounting	Kodak - 3m
MISSOURI	YES Fingerprints, investigation reports, miscellaneous files	Recordak
MONTANA		
NEBRASKA	YES Daily reports, accounting, investigative case files, criminal activity reports	8mm - reels & sleeves
NEVADA		
NORTH CAROLINA	YES Accident reports	Dodak
NORTH DAKOTA		
OHIO		
OKLAHOMA		
SOUTH CAROLINA		
SOUTH DAKOTA	YES Drivers License; Accident Records	Micro
TENNESSEE		
TEXAS	YES Archival and inactive case reports and criminal histories	Kodak
UTAH		
WASHINGTON	YES Employee personnel files	40 frame file 3m
WISCONSIN		
WYOMING	YES Records section activity reports, personnel files permanent records	
STATE POLICE		
ALASKA	YES Reports - Case, Accident, U.T.C.'s	
ARKANSAS	YES Accident reports - Personnel files	Reel type
CONNECTICUT	YES Fingerprints, arrest records	Sperry, Remington
DELAWARE	YES Accidents reports	Recordex
IDAHO	YES Criminal histories, photos, fingerprint cards, disposition information	Microfische
ILLINOIS	YES Investigative reports - Citations, written warnings, accident reports	Kodak
INDIANA	YES Accident reports, cases 2 years old or more, traffic tickets	Kodak
KENTUCKY	YES Accident reports, personnel reports, specific correspondence	3-m
LOUISIANA		
MAINE	YES Criminal case reports, AI reports	Recordak # 7456
MARYLAND	YES Case reports	Kodak
MASSACHUSETTS		
MICHIGAN	YES All complaint files, some intelligence files, all accident reports	
NEW HAMPSHIRE		
NEW JERSEY	YES Invest. & arrest reports, lab reports, firearms applications	16mm roll
NEW MEXICO		
NEW YORK		
OREGON	YES Crime reports, criminal history, personnel	Roll, jackets
PENNSYLVANIA		
RHODE ISLAND		
VERMONT	YES Criminal records	Roll, Tj43 Matte Index
VIRGINIA	YES Criminal histories, investigation reports, name and miscellaneous index forms, inactive personnel records	Microfiche jacket; 16mm reel
WEST VIRGINIA	YES All computer reports, UCR, personnel records on former members, MVI records	Mira-Code
DEPARTMENT OF LAW ENFORCEMENT FLORIDA	YES Criminal history, state fingerprint file	Cartridge
CANADA		
ONTARIO		
QUEBEC	YES Miracode - Latent print comparisons, accident reports	Recordak AHU, microfilm 7460

OPERATIONS

VII. MICROFILMING	VIII. FINGERPRINTS				IX. COMPOSITE DRAWINGS		
	A. Microfilming Utilized by Agency	A. Latent Print Experts	B. Central Latent Print Unit	C. Trooper/ Detective Do Latent Work	D. Print Cards Filmed	A. Not Used	B. Freehand
	3. In-House Film Processing		LATENT CLASSIFICATION SYSTEM				
HIGHWAY PATROLS							
ALABAMA		YES	YES	Henry	YES	YES	
ARIZONA		YES	YES	Henry			
CALIFORNIA							
COLORADO		YES				YES	
FLORIDA	YES					YES	
GEORGIA						YES	
IOWA		YES	YES	Henry	YES	YES	
KANSAS					YES	YES	
MINNESOTA						YES	
MISSISSIPPI		YES	YES		YES	YES	
MISSOURI		YES	YES	YES	YES		
MONTANA							
NEBRASKA	YES	YES	YES		YES		
NEVADA						YES	
NORTH CAROLINA	YES					YES	
NORTH DAKOTA					YES	YES	
OHIO		YES				YES	
OKLAHOMA						YES	
SOUTH CAROLINA							
SOUTH DAKOTA						YES	
TENNESSEE	YES	YES	YES	Henry	YES	YES	
TEXAS	YES	YES	YES	Miracode	YES	YES	
UTAH						YES	
WASHINGTON		YES					
WISCONSIN							
WYOMING	YES						
STATE POLICE							
ALASKA	YES	YES	YES				
ARKANSAS		YES	YES	12 point			
CONNECTICUT	YES	YES	YES	Henry	YES	YES	
DELAWARE		YES	YES		YES		
IDAHO	YES	YES			YES	YES	
ILLINOIS					YES	YES	YES
INDIANA		YES			YES		YES
KENTUCKY		YES	YES	Henry	YES		
LOUISIANA		YES	YES	Manual			YES
MAINE	YES	YES			YES		
MARYLAND		YES	YES	Maintained by case number	YES		
MASSACHUSETTS		YES	YES	Modified Henry			YES
MICHIGAN		YES	YES	Direct comparison	YES		
NEW HAMPSHIRE							YES
NEW JERSEY	YES	YES	YES		YES		YES
NEW MEXICO		YES			YES	YES	
NEW YORK		YES			YES		
OREGON	YES	YES	YES	Henry	YES	YES	YES
PENNSYLVANIA		YES	YES	Henry	YES		
RHODE ISLAND		YES	YES				YES
VERMONT		YES	YES	Del-Core (RCMP)	YES	YES	
VIRGINIA	YES				YES	YES	
WEST VIRGINIA	YES	YES	YES	Henry and NCIC	YES	YES	
DEPARTMENT OF LAW ENFORCEMENT							
FLORIDA	YES	YES	YES	Henry and NCIC		YES	
CANADA							YES
ONTARIO		YES	YES	Battley			
QUEBEC	YES - Latent	YES	YES	Microfilm Miracode	YES	YES	

OPERATIONS

IX. COMPOSITE DRAWINGS	C. Mechanical	D. Identification Kit	E. Other	X. QUESTIONED DOCUMENTS				
				A. Agency Employs Examiner	B. Number of Examiners	C. Salary Range	D. Rank	
						1. Begin	2. Top	
HIGHWAY PATROLS								
ALABAMA		YES		YES				
ARIZONA				YES	3	11,472	19,020	Civilian - 2; Officer - 1
CALIFORNIA								
COLORADO								
FLORIDA								
GEORGIA								
IOWA				YES	1	10,300	17,500	Special agent
KANSAS								
MINNESOTA								
MISSISSIPPI								
MISSOURI				YES	3	9,132	12,900	Lieutenant and technicians
MONTANA								
NEBRASKA		YES		YES	1			Sergeant
NEVADA								
NORTH CAROLINA								
NORTH DAKOTA								
OHIO				YES	1	11,918	15,101	Sergeant
OKLAHOMA								
SOUTH CAROLINA								
SOUTH DAKOTA								
TENNESSEE								
TEXAS		YES		YES	4	9,500	15,108	Civilian
UTAH								
WASHINGTON								
WISCONSIN								
WYOMING								
STATE POLICE								
ALASKA		YES						
ARKANSAS		YES		YES	1	9,750	13,416	Lieutenant
CONNECTICUT			Penry Facial	YES	2	11,003	13,481	Trooper
DELAWARE			Photo-Face I.D.					
IDAHO			Photo-Fit	YES	1	1,116	1,544	Region supervisor
ILLINOIS		YES						
INDIANA				YES	2	10,500	15,000	Sergeant - Captain
KENTUCKY		YES		YES	2	710	1,100	Crime technologist
LOUISIANA				YES	2	5-8	950	Trooper 1st cl. & Lieutenant
MAINE		YES						
MARYLAND		YES		YES	2	12,607	15,299	Sergeant and trooper 1/c
MASSACHUSETTS		YES						
MICHIGAN		YES		YES	7	13,697	17,413	Trooper, sergeant, lieutenant
NEW HAMPSHIRE								
NEW JERSEY				YES	1	11,152	15,058	Detective sergeant
NEW MEXICO				YES	1	15,000	21,660	Civilian
NEW YORK	YES			YES	2	10,700	16,600	Civilian
OREGON				YES	3	10,944	16,980	Trooper and lieutenant
PENNSYLVANIA		YES		YES	6	11,852	12,278	Sergeant, corporal, trooper
RHODE ISLAND		YES						
VERMONT		YES						
VIRGINIA		YES						
WEST VIRGINIA		YES		YES	2	11,000	12,000	Trooper - Lieutenant
DEPARTMENT OF LAW ENFORCEMENT								
FLORIDA				YES	2	11,609	18,458	Crime lab analyst
CANADA								
ONTARIO		YES						
QUEBEC			Photo-Fit					

OPERATIONS

XI. BALLISTICS UNIT						XII. NARCOTICS UNIT/EXPERIENCE			
	A. Agency Has Ballistics Unit	B. Cases Per Annum	C. Court Appearances Per Annum	D. Examiners		A. Central Narco Unit			
				1. Number	2. Rank	Personnel assigned:			
						TOTAL	SWORN	CIVILIAN	
HIGHWAY PATROLS									
ALABAMA						YES	15	13	2
ARIZONA	YES	130	10	1		YES	41	38	3
CALIFORNIA									
COLORADO									
FLORIDA									
GEORGIA									
IOWA	YES	200	12	2	Criminalist/Special agent	YES	17	15	2
KANSAS									
MINNESOTA						YES			
MISSISSIPPI	YES					YES	8	8	
MISSOURI	YES	114	25-30	3					
MONTANA									
NEBRASKA	YES	188	25	1	Investigator I	YES	44	33	11
NEVADA									
NORTH CAROLINA									
NORTH DAKOTA									
OHIO									
OKLAHOMA									
SOUTH CAROLINA									
SOUTH DAKOTA									
TENNESSEE	YES	142	29	3	Criminal Investigator I	YES	20	18	2
TEXAS	YES	400	50	7	Civilian	YES	141	112	29
UTAH									
WASHINGTON						YES	11	11	
WISCONSIN									
WYOMING									
STATE POLICE						YES	4	3	1
ALASKA						YES	13	4	9
ARKANSAS	YES	250	48	1	Captain	YES	15	15	
CONNECTICUT	YES	600	14	2	Trooper	YES	12	12	
DELAWARE						YES	29	23	6
IDAHO									
ILLINOIS									
INDIANA	YES	150	40-50	1	First sergeant	YES	14	13	1
KENTUCKY	YES	1,319	50	2	Crime technologist	YES	29	26	3
LOUISIANA						YES	150	100	50
MAINE				1	Corporal	YES	16	14	2
MARYLAND	YES	140	25	2	Corporal and civilian	YES	34	31	3
MASSACHUSETTS	YES	1,000	225	4	Sergeant, corporal, trooper	YES	57	53	4
MICHIGAN	YES			11	Trooper, sergeant	YES	89	83	6
NEW HAMPSHIRE	YES			2	Criminalists	YES	9	9	
NEW JERSEY	YES	3,000	84	7	Trooper - Lt.	YES	73	66	7
NEW MEXICO	YES	225	36	2	Civilian	YES	36	26	10
NEW YORK	YES	1,200	30	3	Sergeant, investigator				
OREGON						YES	13	12	1
PENNSYLVANIA	YES	600	175	6	Sergeant, trooper				
RHODE ISLAND						YES	4	4	
VERMONT									
VIRGINIA						YES	60	60	
WEST VIRGINIA	YES	471	191	2	Trooper - Master sergeant	YES	29	28	1
DEPARTMENT OF LAW ENFORCEMENT FLORIDA	YES			2	Crime lab analyst				
CANADA						YES	35	35	
ONTARIO									
QUEBEC									

OPERATIONS

XII. NARCOTICS UNIT/EXPERIENCE

	B. Agency's Most Frequent Drug Contacts Through Arrests of Users					
	1. First	2. Second	3. Third	4. Fourth	5. Fifth	6. Sixth
	HIGHWAY PATROLS					
ALABAMA	Marijuana	Amphetamines	Heroin	Barbiturates	LSD	Cocaine
ARIZONA	Marijuana	Narcotics	Dangerous drugs	Prescription drugs		
CALIFORNIA						
COLORADO						
FLORIDA						
GEORGIA	Marijuana	Amphetamines	Barbiturates			
IOWA						
KANSAS						
MINNESOTA						
MISSISSIPPI						
MISSOURI	Marijuana	Amphetamine	LSD	Barbiturates	Heroin	Hashish
MONTANA						
NEBRASKA	Marijuana	Stimulants	Hallucinogens	Depressants	Heroin	Hashish
NEVADA	Marijuana					
NORTH CAROLINA						
NORTH DAKOTA	Marijuana	Barbiturates				
OHIO						
OKLAHOMA						
SOUTH CAROLINA						
SOUTH DAKOTA	Marijuana					
TENNESSEE	Marijuana	LSD, PCP, hallucinogens	Heroin	Cocaine	Barbiturates	
TEXAS	Cannabis	Heroin	Stimulants	LSD	Depressants	Cocaine
UTAH						
WASHINGTON	Marijuana	Amphetamines	LSD	Barbiturates	Cocaine	Heroin
WISCONSIN						
WYOMING						
STATE POLICE						
ALASKA	Marijuana	LSD	Speed	Cocaine	Heroin	
ARKANSAS	Marijuana	Stimulants	Depressants	Hallucinogens	Narcotics	
CONNECTICUT						
DELAWARE	Marijuana	Methamphetamines	Amphetamines	Barbiturates	Heroin	
IDAHO	Marijuana	Amphetamines	Barbiturates	LSD	Hashish	Cocaine, heroin
ILLINOIS	Marijuana	Amphetamines	Barbiturates	LSD	Cocaine	
INDIANA	Marijuana	Amphetamines	LSD	Cocaine	Heroin	Hashish
KENTUCKY	Marijuana	Methamphetamines	Barbiturates	LSD	Cocaine	
LOUISIANA	Marijuana	CNS	Hallucinogens	Heroin	Opium derivatives	Synthetics
MAINE	Marijuana	Amphetamines	LSD	Cocaine	Heroin	
MARYLAND	Marijuana	Heroin	Cocaine	Hashish	LSD	PCP, amphetamines
MASSACHUSETTS	Marijuana	Heroin	Cocaine	Amphetamines	Barbiturates	Hallucinogens
MICHIGAN	Marijuana	LSD	Peyote	Amphetamines	Barbiturates	Cocaine, heroin
NEW HAMPSHIRE	Marijuana	Amphetamines	LSD	Hashish	Barbiturates	Cocaine, heroin
NEW JERSEY	Controlled substances	Marijuana	Narcotics	Heroin	Prescription drugs	Cocaine, LSD
NEW MEXICO	Marijuana	Heroin	LSD	Hashish	Dangerous drugs	
NEW YORK	Marijuana					
OREGON	Marijuana	Amphetamines		Barbiturates	Hashish	Heroin, cocaine
PENNSYLVANIA	Marijuana	Dangerous drugs	Opiates			
RHODE ISLAND	Marijuana	Hashish	Phencyclidine	LSD	Barbiturates	Amphetamines, heroin
VERMONT						
VIRGINIA						
WEST VIRGINIA	Marijuana/Hashish	Amphetamines	Barbiturates	LSD		
DEPARTMENT OF LAW ENFORCEMENT FLORIDA						
CANADA						
ONTARIO	Marijuana	Hashish	LSD	Methamphetamines	Barbiturates	Cocaine, heroin
QUEBEC						

OPERATIONS

XII. NARCOTICS UNIT/EXPERIENCE

	C. Agency's Most Frequent Drug Contacts Through Arrests of Sellers					
	1. First	2. Second	3. Third	4. Fourth	5. Fifth	6. Sixth
HIGHWAY PATROLS						
ALABAMA	Barbiturates	Marijuana	Amphetamines	Heroin	LSD	Cocaine
ARIZONA	Marijuana	Narcotics	Dangerous drugs			
CALIFORNIA						
COLORADO						
FLORIDA						
GEORGIA						
IOWA	Amphetamines	Heroin	Marijuana	Cocaine		
KANSAS						
MINNESOTA						
MISSISSIPPI						
MISSOURI	Marijuana	Amphetamines	LSD	Barbiturates	Heroin	Hashish
MONTANA						
NEBRASKA	Marijuana	Stimulants	Hallucinogens	Hashish	Cocaine	Heroin
NEVADA						
NORTH CAROLINA						
NORTH DAKOTA						
OHIO						
OKLAHOMA						
SOUTH CAROLINA						
SOUTH DAKOTA						
TENNESSEE	Marijuana	Hallucinogens	Heroin	Cocaine	Barbiturates	
TEXAS	Cannabis	Stimulants	Heroin	LSD	Depressants	Cocaine
UTAH						
WASHINGTON	Marijuana	Amphetamines	LSD	Barbiturates	Cocaine	Heroin
WISCONSIN						
WYOMING						
STATE POLICE						
ALASKA	Marijuana	LSD	Speed	Cocaine	Heroin	
ARKANSAS	Marijuana	Stimulants	Narcotics	Hallucinogens	Depressants	
CONNECTICUT	Heroin	Amphetamines	Marijuana	LSD		
DELAWARE	Marijuana	Methamphetamines	Heroin			
IDAHO	Marijuana	Amphetamines	LSD	Cocaine	Hashish	Heroin, barbiturates
ILLINOIS	Marijuana	Amphetamines	Barbiturate	LSD	Cocaine	
INDIANA	Marijuana	Heroin	Amphetamines	LSD	Cocaine	Hashish, PCP, mescaline
KENTUCKY	Marijuana	LSD	Heroin	Barbiturates	Amphetamines	PCP, mescaline, MPA, cocaine
LOUISIANA						
MAINE	Marijuana	LSD	Methamphetamines	Prescription drugs	Cocaine	
MARYLAND	Marijuana	Heroin	Hashish	LSD	Cocaine	Barbiturates
MASSACHUSETTS	Marijuana	Heroin	Amphetamines	Barbiturates	Cocaine	
MICHIGAN	Heroin	PCP	Cocaine	Marijuana	LSD	Amphetamines, barbiturates
NEW HAMPSHIRE	Marijuana	Amphetamines	LSD	Hashish	Barbiturates	Cocaine, heroin
NEW JERSEY	Marijuana	Heroin	Cocaine	Hashish	Methedrine	LSD, PCP
NEW MEXICO	Marijuana	Heroin	LSD	Dangerous drugs	Hashish	
NEW YORK	Heroin	Cocaine	Marijuana			
OREGON	Marijuana	Amphetamines	LSD	Barbiturates	Hashish	Heroin, cocaine
PENNSYLVANIA						
RHODE ISLAND	Marijuana	Hashish	Phencyclidine	LSD	Barbiturates	Amphetamines, heroin
VERMONT						
VIRGINIA						
WEST VIRGINIA	Marijuana/hashish	Amphetamines	Barbiturates	LSD		
DEPARTMENT OF LAW ENFORCEMENT						
FLORIDA	Marijuana	Cocaine	Heroin	Manufactured	Hallucinogens	LSD, hashish
CANADA						
ONTARIO	Marijuana	Hashish	LSD	THC	Cocaine	Heroin
QUEBEC						

OPERATIONS

XII. NARCOTICS UNIT/EXPERIENCE

	D. Agency' Arrests of Drug Users			E. Agency's Arrests of Drug Sellers			F. Agency's Drug Confiscations			G. Number of Narco Unit Personnel			
	1. 1972	2. 1973	3. Percent Change	1. 1972	2. 1973	3. Percent Change	1. 1972	2. 1973	3. Percent Change	1. 1972	2. 1973	3. 1974	4. Change in Percent, 1972-1974
HIGHWAY PATROLS													
ALABAMA													
ARIZONA	130	300	+ 231	93	165	+ 199	226	440	+ 95	41	38	41	
CALIFORNIA	9,728	11,473	+ 19										
COLORADO													
FLORIDA													
GEORGIA													
IOWA				115	132	+ 15				15	15	17	+ 13
KANSAS	261	266	+ 10										
MINNESOTA													
MISSISSIPPI													
MISSOURI				93	132	+ 42				5	6	8	+ 60
MONTANA													
NEBRASKA	755	923	+ 22	337	418	+ 24	334	544	+ 63	23	32	44	+ 91
NEVADA													
NORTH CAROLINA													
NORTH DAKOTA	28	29	+ 3										
OHIO													
OKLAHOMA													
SOUTH CAROLINA													
SOUTH DAKOTA													
TENNESSEE				419	492	+ 17				12	20	20	+ 67
TEXAS	1,675	1,211	- 28	1,043	811	- 22	2,764	2,068	- 25	100	112	141	+ 41
UTAH													
WASHINGTON	659	1,164	+ 56	246	324	+ 32				9	11	11	+ 22
WISCONSIN	63	76	+ 20										
WYOMING													
STATE POLICE													
ALASKA													
ARKANSAS				350	388	+ 11				5	13	13	+ 160
CONNECTICUT	80	67	- 16	162	93	- 43	242	160	- 34	25	15	15	- 40
DELAWARE		348			264					7	10	12	+ 71
IDAHO	158	35	- 78	475	173	- 64				29	29	29	
ILLINOIS	220	1,468	+ 666	5	98	+ 1,860							
INDIANA	1,282	1,941	+ 51	203	289	+ 40				9	13	14	+ 56
KENTUCKY	62	110	+ 77	470	740	+ 57	532	850	+ 60	8	26	29	+ 263
LOUISIANA	584	940	+ 61							13	19	150	+ 1,054
MAINE	523	592	+ 13	56	125	+ 123	579	717	+ 23	5	5	16	+ 220
MARYLAND							466	712	+ 53	23	31	34	+ 48
MASSACHUSETTS							1,384	1,296	- 6	50	57	57	+ 14
MICHIGAN		5		745	1,152	+ 55				65	65	89	+ 37
NEW HAMPSHIRE	205	250	+ 22	70	215	+ 207	6	11	+ 83	6	8	9	+ 50
NEW JERSEY	221	291	+ 32	1,726	625	- 64				76	65	73	- 4
NEW MEXICO	891	660	- 27	368	253	- 31				38	36	36	- 5
NEW YORK													
OREGON				230	228	- 1				13	13	13	
PENNSYLVANIA	1,836	1,384	- 25	521	923	+ 77							
RHODE ISLAND	2,823	3,722	+ 31	32	35	+ 9	2,823	3,722	+ 31	2	4	4	+ 100
VERMONT													
VIRGINIA							1,368	2,225	+ 63	60	60	60	
WEST VIRGINIA					356			4		20	24	29	+ 45
DEPARTMENT OF LAW ENFORCEMENT													
FLORIDA													
CANADA													
ONTARIO		1,421 (6 mos.)			173			1,327			35	35	
QUEBEC													

OPERATIONS

XII. NARCOTICS UNIT/EXPERIENCE

	H. Agency's Recent Drug Enforcement/Information Programs
HIGHWAY PATROLS	
ALABAMA	Concentration on large dealers instead of street sales
ARIZONA	Target enforcement - major dealers ID & investigated til cleared or arrested. Dept. of Health responsible for education.
CALIFORNIA	
COLORADO	
FLORIDA	
GEORGIA	
IOWA	
KANSAS	
MINNESOTA	
MISSISSIPPI	
MISSOURI	Education for public, training for officers, enforcement directed at dealers
MONTANA	
NEBRASKA	Increased covert and undercover operations
NEVADA	
NORTH CAROLINA	
NORTH DAKOTA	
OHIO	
OKLAHOMA	
SOUTH CAROLINA	Drug training during in-service, training for local and state drug agencies
SOUTH DAKOTA	
TENNESSEE	Concentration on sellers & suppliers; Education of local officers
TEXAS	Diversion Investigative Unit - prevent diversion of legally manufactured drugs
UTAH	
WASHINGTON	
WISCONSIN	Some troopers carry field identification kits. in-service programs initiated
WYOMING	
STATE POLICE	
ALASKA	
ARKANSAS	
CONNECTICUT	
DELAWARE	Combined with county & municipal drug units under the Governor's Strike Force
IDAHO	Local seminars, concentrate on supplier & hard drugs
ILLINOIS	
INDIANA	Central intelligence file to be analyzed & targets given priority
KENTUCKY	
LOUISIANA	
MAINE	Special investigation unit to concentrate on drug related crimes
MARYLAND	Regional operation, selective enforcement program, expanded training of state and local police
MASSACHUSETTS	Metro Enforcement Group, Drug Intelligence Unit, crime prevention and control
MICHIGAN	TIP program
NEW HAMPSHIRE	
NEW JERSEY	Drug task force, diversion unit, regionalized enforcement
NEW MEXICO	
NEW YORK	
OREGON	Anonymous drug analysis, continuous training, public appearances
PENNSYLVANIA	
RHODE ISLAND	Increase in narcotics unit personnel
VERMONT	
VIRGINIA	
WEST VIRGINIA	
DEPARTMENT OF LAW ENFORCEMENT	
FLORIDA	Manufactured drug diversion investigation unit planned for January 1975
CANADA	
ONTARIO	Joint forces operations with R.C.M.P. and local police
QUEBEC	

OPERATIONS

XIII. INTELLIGENCE UNIT/PROCEDURES

	A. Agency Has Intelligence Unit	Personnel assigned:			B. H.Q. Unit Only	C. Decentralized Units	D. Formal Procedure for Collecting Data from Field Officers
		TOTAL	SWORN	CIVILIAN			
		HIGHWAY PATROLS					
ALABAMA	YES	8	6	2			
ARIZONA	YES	20	16	4		YES	
CALIFORNIA	YES	2	2		YES		
COLORADO							
FLORIDA							
GEORGIA							
IOWA	YES					YES	
KANSAS						YES	
MINNESOTA							
MISSISSIPPI							
MISSOURI	YES	25	23	2		YES	
MONTANA							
NEBRASKA	YES	2	1	1	YES	YES	
NEVADA							
NORTH CAROLINA							
NORTH DAKOTA							
OHIO	YES	2	1	1	YES		
OKLAHOMA							
SOUTH CAROLINA							
SOUTH DAKOTA							
TENNESSEE	YES	2	2		YES		
TEXAS	YES	80	50	30		YES	
UTAH							
WASHINGTON	YES	13	10	3	YES	YES	
WISCONSIN							
WYOMING							
STATE POLICE							
ALASKA	YES	3	3		YES	YES	
ARKANSAS	YES	5	5		YES	YES	
CONNECTICUT	YES	13	11	2	YES	YES	
DELAWARE	YES	8	6	2	YES	YES	
IDAHO							
ILLINOIS	YES	6	5	1	YES	YES	
INDIANA	YES	25	13	12	YES	YES	
KENTUCKY	YES	22	22		YES	YES	
LOUISIANA	YES	25	20	5		YES	
MAINE	YES	5	4	1		YES	
MARYLAND	YES	18	15	3	YES	YES	
MASSACHUSETTS	YES	2	2		YES	YES	
MICHIGAN	YES	150	131	19		YES	
NEW HAMPSHIRE	YES	3	2	1	YES	YES	
NEW JERSEY	YES	52	29	23		YES	
NEW MEXICO	YES	13	11	2		YES	
NEW YORK						YES	
OREGON						YES	
PENNSYLVANIA	YES	19	19			YES	
RHODE ISLAND	YES	11	11		YES	YES	
VERMONT							
VIRGINIA	YES	7	6	1	YES	YES	
WEST VIRGINIA	YES	29	28	1	YES	YES	
DEPARTMENT OF LAW ENFORCEMENT							
FLORIDA	YES	29	4	25	YES	YES	
CANADA							
ONTARIO	YES	58	51	7		YES	
QUEBEC	YES	27	25	2	YES	YES	

OPERATIONS

XIII. INTELLIGENCE UNIT/PROCEDURES

	E. Data from Field Officers Include:				F. Agency Member of Law Enforcement Intelligence Organization
	1. Subversive Activities	2. Organized Crime	3. Narcotics	4. Other	
	HIGHWAY PATROLS				
ALABAMA	YES	YES	YES		
ARIZONA	YES	YES	YES	Any data of value	
CALIFORNIA					
COLORADO					
FLORIDA					
GEORGIA				YES	
IOWA	YES	YES			
KANSAS	YES	YES	YES	Any agency interest	
MINNESOTA					
MISSISSIPPI				YES	
MISSOURI	YES	YES	YES		
MONTANA					
NEBRASKA	YES	YES	YES	Known offenders	
NEVADA					
NORTH CAROLINA					
NORTH DAKOTA	YES		YES		
OHIO	YES	YES	YES		
OKLAHOMA					
SOUTH CAROLINA					
SOUTH DAKOTA					
TENNESSEE	YES	YES	YES		
TEXAS		YES	YES	Criminal intelligence	
UTAH					
WASHINGTON	YES	YES	YES		
WISCONSIN					
WYOMING					
STATE POLICE				YES	
ALASKA	YES	YES	YES		
ARKANSAS		YES	YES	Daily crime activities	
CONNECTICUT	YES	YES	YES	Known criminals	
DELAWARE	YES	YES	YES		
IDAHO					
ILLINOIS	YES	YES	YES	Business -- corporations	
INDIANA	YES	YES	YES	Active criminal groups	
KENTUCKY		YES	YES		
LOUISIANA	YES	YES	YES		
MAINE	YES	YES	YES	Criminal law violations	
MARYLAND	YES	YES	YES		
MASSACHUSETTS		YES	YES	Gaming and vice	
MICHIGAN					
NEW HAMPSHIRE	YES	YES	YES	Gambling	
NEW JERSEY	YES	YES	YES	YES	
NEW MEXICO	YES	YES	YES		
NEW YORK	YES	YES	YES		
OREGON	YES	YES	YES	Gangs	
PENNSYLVANIA	YES	YES	YES	Sex offenders	
RHODE ISLAND		YES			
VERMONT					
VIRGINIA	YES	YES	YES		
WEST VIRGINIA	YES	YES	YES		
DEPARTMENT OF LAW ENFORCEMENT					
FLORIDA	YES	YES	YES	All criminal offenses	
CANADA					
ONTARIO					
QUEBEC	YES	YES	YES	Major crimes	

OPERATIONS

XIV. YOUTH UNIT/PROCEDURES

	A. Agency Has Juvenile Unit			B. Juvenile Officers at Field Units			
	1. Personnel Assigned			2. Commander's Rank	1. At All	2. At Most	3. At Most in Metropolitan Areas
	TOTAL	SWORN	CIVILIAN				
HIGHWAY PATROLS							
ALABAMA							
ARIZONA							
CALIFORNIA							
COLORADO							
FLORIDA							
GEORGIA							
IOWA							
KANSAS							
MINNESOTA							
MISSISSIPPI							
MISSOURI							
MONTANA							
NEBRASKA							
NEVADA							
NORTH CAROLINA							
NORTH DAKOTA							
OHIO							
OKLAHOMA							
SOUTH CAROLINA							
SOUTH DAKOTA							
TENNESSEE							
TEXAS							
UTAH							
WASHINGTON							
WISCONSIN							
WYOMING							
STATE POLICE							
ALASKA							
ARKANSAS							
CONNECTICUT						YES. All troopers are so trained	
DELAWARE	11	11		Lieutenant	YES		
IDAHO							
ILLINOIS							YES
INDIANA							
KENTUCKY							
LOUISIANA	YES	3	2	1	Lieutenant	YES	
MAINE							
MARYLAND							
MASSACHUSETTS							
MICHIGAN	YES	72	72		Lieutenant	YES	
NEW HAMPSHIRE							
NEW JERSEY							
NEW MEXICO							
NEW YORK						YES	
OREGON							
PENNSYLVANIA	YES	50	50		Captain	YES	
RHODE ISLAND							
VERMONT							
VIRGINIA							
WEST VIRGINIA							
DEPARTMENT OF LAW ENFORCEMENT							
FLORIDA							
CANADA							
ONTARIO							
QUEBEC	YES	3	3			YES	

OPERATIONS

XIV. YOUTH UNIT/PROCEDURES

	C. Juvenile Cases Referred to Juvenile Officers	D. Juveniles Charged with Felony Confined with Adults	E. Age at Which Offender Usually Considered an Adult			
			1. Male		2. Female	
			a. By Waiver of Authorities, Age Can Be Reduced to:	b. Cannot by any Means Be Considered Adult below:	a. By Waiver of Authorities, Age Can Be Reduced to:	b. Cannot by any Means Be Considered Adult below:
HIGHWAY PATROLS						
ALABAMA			18			
ARIZONA			18	14		14
CALIFORNIA			18	Not limited		Not limited
COLORADO						
FLORIDA	YES		17			
GEORGIA			17			
IOWA			18			
KANSAS			18	16	16	16
MINNESOTA			18			
MISSISSIPPI						
MISSOURI			17			
MONTANA						
NEBRASKA						
NEVADA			18			
NORTH CAROLINA			16			
NORTH DAKOTA		YES	18	14	14	14
OHIO			18	14	14	14
OKLAHOMA			18	No limit		No limit
SOUTH CAROLINA			18			
SOUTH DAKOTA			18			
TENNESSEE			18	16	15	15
TEXAS	YES		17	15	15	15
UTAH	YES		18	14	16	
WASHINGTON			17			
WISCONSIN			18	16	16	
WYOMING						
STATE POLICE						
ALASKA			18	16		16
ARKANSAS			16	16		16
CONNECTICUT			16			
DELAWARE			18			
IDAHO			18			
ILLINOIS			18	13	13	13
INDIANA	Depends on court ruling		18	14	14	
KENTUCKY			18	16	16	16
LOUISIANA			18	18	18	
MAINE			18	18	18	18
MARYLAND			18	14	14	
MASSACHUSETTS			17			
MICHIGAN			17	15	15	
NEW HAMPSHIRE			17	17		17
NEW JERSEY			18	16	16	
NEW MEXICO			18	14	14	
NEW YORK			16			
OREGON			18	16	16	
PENNSYLVANIA	YES		18	18		18
RHODE ISLAND			18	16	16	
VERMONT			16			
VIRGINIA		Varies	18			
WEST VIRGINIA			18			
DEPARTMENT OF LAW ENFORCEMENT						
FLORIDA						
CANADA						
ONTARIO			16			
QUEBEC	YES		18			

SERVICES

Records

Both Canadian departments, nine (34.6 percent) highway patrols and 16 (69.5 percent) state police agen-

cies report that they operate a central records unit. The following are the records maintained by the respective respondents, although not necessarily in a central records unit:

Records Maintained

	Acci- dent	M.V Reg- istration	Driver License	Criminal Arrest	Stolen Vehicle	Other Stolen
Highway Patrols	17 (65%)	1(4%)	8 (31%)	12(46%)	11 (42%)	9 (35%)
State Police	20 (87%)	2 (9%)	3 (13%)	20 (91%)	18 (78%)	18 (78%)
Department of Law Enforcement				Yes	Yes	Yes
Provincial Departments 1				2	1	2

Forms of Identification Maintained

	Finger- prints	Physical Description	Photographs	Modus Operandi
Highway Patrols	8 (31%)	8 (31%)	8 (31%)	4 (15%)
State Police	20 (87%)	14 (61%)	19 (83%)	5 (22%)
Department of Law Enforcement	Yes	Yes	Yes	Yes
Provincial Departments 2		2	2	2

All states and both Canadian provinces have standardized accident data collection, reporting, and summarization procedures. In all jurisdictions there is a state or provincial standard accident report form, and in 44 (89.7 percent) states and both provincial jurisdictions the use of the standard report form is mandatory.

In one province and 39 (79.6 percent) states, the responding agencies supply the standard accident forms to local agencies, and in one province and 41 (83.6 percent) states, the reporting departments provide instruction to local agencies in the use of the accident reports.

Data Processing and Information Systems

All respondents except three highway patrols and two state police departments report that they utilize data processing equipment and techniques. A comparison of data processing costs with total budget expendi-

tures shows that highway patrols and state police departments spend the same percent of their annual budgets for this service, 4.6 percent. The following indicates the various systems in use for control and acquisition data processing equipment:

	Data Processing Equipment is Controlled by:		Data Processing Equipment is acquired by:	
	Responding Agency	Central Data Processing Unit	Lease	Purchase
Highway Patrols	8 (30.7%)	9 (34.6%)	17 (65.3%)	7 (26.9%)
State Police	9 (39.1%)	7 (30.4%)	16 (69.5%)	7 (30.4%)
Department of Law Enforcement	Yes		Yes	Yes
Provincial Departments	2		2	

The district stations of the Florida Department of Criminal Law Enforcement, one Canadian department, 16 (61.5 percent) highway patrols, and 17 (73.9 percent) state police agencies have terminals with connections

into the organization's information system. The following types of management data are computerized in the responding departments:

	Computerized Management Data						
	Personnel Records	Manpower Deployment	Obligated/Unobligated Time	Fleet Accident/Maintenance	Inventory	Budget	Program Evaluation
Highway Patrols	16 (61.5%)	7 (26.9%)	5 (19.2%)	11 (42.3%)	17 (65.3%)	13 (50%)	10 (38.4%)
State Police	10 (43.4%)	8 (34.7%)	3 (13%)	11 (47.8%)	7 (30.4%)	4 (17.3%)	3 (13%)
Department of Law Enforcement	Yes				Yes	Yes	Yes
Provincial Departments	2	2	1	1		1	

Services to Local Agencies

Summarized are the numbers and percentages of responding agencies which provide the following services to local law enforcement organizations:

	Investigative Services						
	Felony	Misdemeanor	A.I.	Fatal A.I.	Major Injury A. I.	Non-Traffic Homicide	Detective
Highway Patrols	10 (38%)	9 (35%)	22 (85%)	23 (88%)	21 (81%)	10 (38%)	4 (15%)
State Police	22 (96%)	19 (83%)	19 (83%)	20 (87%)	20 (87%)	19 (83%)	20 (87%)
Department of Law Enforcement	Yes	Yes				Yes	Yes
Provincial Departments	2	1	2	2	2	2	2

Other Services/Assistance

	Lab Service	Poly-graph	Training	Expert Testimony	Radio Dispatch	Routine Patrol	I.D. Service
Highway Patrols	9 (35%)	9 (35%)	22 (85%)	23 (88%)	20 (77%)	9 (35%)	12 (46%)
State Police	19 (83%)	20 (87%)	20 (87%)	20 (87%)	18 (78%)	14 (61%)	22 (96%)
Department of Law Enforcement	Yes	Yes	Yes				
Provincial Departments	2		2	2		1	2

Other Services/Assistance

	Records	Marine Activities	Traffic Enforcement	Planning Assistance	Other
Highway Patrols	17 (65%)	1 (4%)	14 (54%)	10 (38%)	7 (27%)*
State Police	20 (87%)	8 (35%)	19 (83%)	15 (65%)	5 (22%)*
Department of Law Enforcement	Yes			Yes	
Provincial Departments	2	1	2	2	

*Half of these 12 responses referred to assistance during disasters or civil disorders.

In some of the jurisdictions full-time services by the responding departments are permitted by law. The following summarizes the responses concerning the

contracting of law enforcement services to local law enforcement agencies:

	Contracts Permitted by Law	Number of Existing Contracts	Number of Full Time Personnel Assigned	Per Cent of Cost Born by Local Jurisdiction	Services Permitted Include:		
					Regular Patrol	Training	Lab Service
Highway Patrols	1 (4%)	None			1	1	1
State Police	6 (26%)	118 (range 1 to 63)	400 (range 1 to 300)	0,60,75, 80,100	5	2	1
Provincial Departments	1	10	49	100			

Activities Recorded

Some of the responding departments do not summarize or record various types of their activities.

	Non-traffic/ vehicle Arrests	Complaints Received	Juveniles Detained	Jailings	Felonies Reported	Felonies Cleared
Highway Patrols	12 (46%)	1 (4%)	1 (4%)	1 (4%)	4 (15%)	5 (19%)
State Police	20 (87%)	16 (70%)	3 (13%)	2 (9%)	13 (57%)	11 (48%)

The data indicate the following ratios for the activities and numbers of sworn personnel in those departments

	Non-Traffic Arrests			Felonies Cleared		
	Number	Sworn Personnel	Ratio	Number	Sworn Personnel	Ratio
Highway Patrols	104,739	14,028	7.5	23,109	9,802	2.4
State Police	238,255	20,028	11.9	34,128	7,441	4.6

Traffic/Vehicle Related Arrests

**Driving While Intoxicated
Arrests**

Vehicle Theft Arrests

	Traffic/Vehicle Related Arrests			Driving While Intoxicated Arrests			Vehicle Theft Arrests		
	Number	Sworn Personnel	Ratio	Number	Sworn Personnel	Ratio	Number	Sworn Personnel	Ratio ¹
Highway Patrols	6,251,327	20,909	299.0	336,513	21,292	15.8	6,954	14,817	.47
State Police	3,217,974	21,311	151.0	96,425	21,483	4.5	5,324	12,505	.43

¹The highest ratio of arrests for vehicle theft to sworn personnel was 2.2.

Following are the numbers of departments of the state police and highway patrols which do keep records or summaries of the activities indicated:

SERVICES

I. RECORDS

	A. Single, Central Records Unit	B. Agency Records Maintained						C. Personnel Assigned to Records Unit	
		1. Accident	2. Vehicle Registra- tion	3. Driver License	4. Criminal Arrest	5. Stolen Vehicle	6. Other Stolen Property	1. Total	2. Civilian Specialists
HIGHWAY PATROLS									
ALABAMA		YES		YES	YES	YES		169	
ARIZONA	YES	YES		YES	YES	YES		44	15
CALIFORNIA		YES						182	15
COLORADO	YES	Fatal			Traffic			8	2
FLORIDA		YES						60	5
GEORGIA		YES		YES				304	
IOWA									
KANSAS	YES	YES			YES			10	
MINNESOTA					YES				
MISSISSIPPI	YES	YES		YES	YES	YES	YES	35	8
MISSOURI		YES			YES	YES	YES	24	6
MONTANA		YES		YES				81	
NEBRASKA					YES	YES	YES	13	2
NEVADA	YES	YES			YES			12	7
NORTH CAROLINA	YES	YES	YES	YES		YES		186	14
NORTH DAKOTA									
OHIO	YES	YES			YES			22	5
OKLAHOMA		YES		YES	Partial	YES			
SOUTH CAROLINA								6	
SOUTH DAKOTA									
TENNESSEE	YES	YES		YES	YES	YES	YES		
TEXAS		YES		YES	YES	YES	YES	568	61
UTAH						YES			
WASHINGTON		YES			YES	YES	YES	61	11
WISCONSIN								5	1
WYOMING	YES	YES					YES	2	2
STATE POLICE									
ALASKA	YES	YES		YES	YES	YES	YES	10	3
ARKANSAS		YES			YES	YES	YES	18	3
CONNECTICUT	YES	YES			YES	YES	YES	20	1
DELAWARE	YES	YES			YES			23	4
IDAHO		YES	YES	YES	YES	YES	YES	64	3
ILLINOIS	YES	Partial			YES	YES	YES	18	2
INDIANA		YES			YES	YES	YES	82	3
KENTUCKY	YES	YES	YES	YES	YES	YES	YES	43	3
LOUISIANA		YES						20	
MAINE									
MARYLAND	YES	YES			YES	YES	YES	84	1
MASSACHUSETTS		YES			YES	YES	YES	69	28
MICHIGAN	YES	YES			YES		YES		
NEW HAMPSHIRE	YES	YES			YES			5	
NEW JERSEY		YES			YES	YES	YES	314	111
NEW MEXICO	YES	YES			YES	YES	YES	18	5
NEW YORK	YES	YES			YES			21	
OREGON	YES				YES	YES	YES	16	
PENNSYLVANIA	YES	YES			YES	YES	YES	107	26
RHODE ISLAND	YES	YES			YES	YES	YES	17	12
VERMONT	YES	YES			YES	YES	YES	11	1
VIRGINIA	YES	YES			YES	YES	YES	133	23
WEST VIRGINIA	YES	YES	YES	YES	YES	YES	YES	19	12
DEPARTMENT OF LAW ENFORCEMENT									
FLORIDA					YES	YES	YES		
CANADA									
ONTARIO	YES				YES		YES	22	6
QUEBEC	YES	YES			YES	YES	YES	59	

SERVICES

I. RECORDS

	C. Personnel Assigned to Records Unit						
	3. Analysts	4. Sworn Officers	5. Stenographers	6. Typists	7. Clerks	8. Key Punch Operators	9. Others
HIGHWAY PATROLS							
ALABAMA	8	3	15	3	62	18	25
ARIZONA		5		9			15
CALIFORNIA	8	3	4	6	64	82	
COLORADO		1		2	3		
FLORIDA	4	2	1	7	41		
GEORGIA		12	6	75	211		
IOWA				2	5	3	
KANSAS							
MINNESOTA				7	4	10	
MISSISSIPPI	2	2		4	10		Video operators
MISSOURI	1	1	3	27	23		
MONTANA	1	6		5	7	8	13
NEBRASKA		2			2	2	
NEVADA		1	5	26	46	90	
NORTH CAROLINA	5						
NORTH DAKOTA		3		4	3	7	
OHIO				1	4		
OKLAHOMA			1				
SOUTH CAROLINA							
SOUTH DAKOTA							
TENNESSEE			8	65	288	78	35
TEXAS	32						
UTAH			3	7	9	2	21
WASHINGTON	1	8		2	2		
WISCONSIN					1		
WYOMING							
STATE POLICE							
ALASKA				1	5		
ARKANSAS		3		6	3	3	
CONNECTICUT	1	3		6	6	8	3
DELAWARE	1	3	1		6		
IDAHO	1	9	3		38		10
ILLINOIS		4	1	1	10		
INDIANA		4	5	23	26	7	14
KENTUCKY	1	10	4	5	20		
LOUISIANA		1		5	12	2	
MAINE							26
MARYLAND	1	1	4	29	22		
MASSACHUSETTS	1	36	1	1	4		
MICHIGAN					4		
NEW HAMPSHIRE		1				26	
NEW JERSEY	2	36	7	104	28		
NEW MEXICO	2	6	2	2	1		
NEW YORK		1		7	13		
OREGON	1	3		11	1		
PENNSYLVANIA		12	3	62	4		
RHODE ISLAND		5					
VERMONT		1	1	4	3	1	
VIRGINIA	1	8	2	15	52	11	21
WEST VIRGINIA	2		2	2	2	4	
DEPARTMENT OF LAW ENFORCEMENT FLORIDA						29	
CANADA							
ONTARIO				1	2	13	
QUEBEC		4		4	51		

SERVICES

I. RECORDS

	D. Records Unit Sections						
	1. Files	2. I.D.	3. Report Recording and Processing	4. Machine Records	5. Inquiry	6. Assignment and Review	7. Others
HIGHWAY PATROLS							
ALABAMA	YES	YES	YES	YES	YES	YES	
ARIZONA	YES	YES	YES	YES	YES		
CALIFORNIA	YES		YES	YES	YES		Coding, control
COLORADO	YES		YES	YES	YES		
FLORIDA	YES		YES				
GEORGIA	YES	YES					
IOWA							
KANSAS	YES		YES	YES	YES		
MINNESOTA							
MISSISSIPPI	YES	YES	YES		YES		
MISSOURI	YES	YES	YES		YES		
MONTANA							
NEBRASKA	YES	YES	YES	YES	YES		
NEVADA	YES		YES	YES	YES	YES	
NORTH CAROLINA	YES		YES	YES	YES	YES	
NORTH DAKOTA							
OHIO	YES		YES	YES	YES		
OKLAHOMA							
SOUTH CAROLINA							
SOUTH DAKOTA							
TENNESSEE	YES	YES	YES	YES	YES	YES	
TEXAS							
UTAH							
WASHINGTON	YES	YES	YES	YES			Stolen property; Wanted persons
WISCONSIN			YES				
WYOMING							
STATE POLICE							
ALASKA	YES	YES	YES		YES		
ARKANSAS	YES	YES	YES	YES	YES		
CONNECTICUT	YES		YES		YES	YES	Publications Division
DELAWARE	YES	YES	YES	YES	YES	YES	
IDAHO	YES	YES	YES		YES	YES	
ILLINOIS	YES		YES	YES	YES	YES	
INDIANA	YES	YES	YES		YES		YES
KENTUCKY	YES	YES	YES	YES	YES	YES	
LOUISIANA			YES	YES	YES		
MAINE							
MARYLAND	YES	YES	YES	YES	YES		
MASSACHUSETTS	YES	YES	YES	YES	YES	YES	
MICHIGAN							
NEW HAMPSHIRE	YES	YES	YES				
NEW JERSEY	YES	YES	YES	YES	YES	YES	Computerization; Microfilm
NEW MEXICO	YES	YES	YES		YES	YES	
NEW YORK	YES		YES		YES		
OREGON	YES	YES	YES	YES			
PENNSYLVANIA	YES	YES			YES		
RHODE ISLAND		YES			YES		
VERMONT	YES	YES	YES		YES		
VIRGINIA	YES	YES	YES	YES			
WEST VIRGINIA	YES	YES	YES	YES	YES	YES	
DEPARTMENT OF LAW ENFORCEMENT FLORIDA							
CANADA							
ONTARIO	YES	YES	YES	YES	YES		
QUEBEC	YES	YES	YES	YES	YES	YES	

SERVICES

I. RECORDS

	E. Forms of Identification Kept				F. Agency Participates in Reporting Programs			
	1. Fingerprint	2. Physical Description	3. Photographs	4. Modus Operandi	1. FBI Uniform Crime Report	2. National Driver Registry	3. National Safety Council Accident Statistics	4. Law Enforcement Intelligence Unit
HIGHWAY PATROLS								
ALABAMA	YES	YES	YES	YES	YES	YES	YES	YES
ARIZONA	YES	YES	YES		YES	YES	YES	YES
CALIFORNIA					YES		YES	
COLORADO							YES	
FLORIDA			YES				YES	
GEORGIA						YES	YES	
IOWA					YES	YES	YES	
KANSAS					YES		YES	
MINNESOTA								
MISSISSIPPI	YES	YES	YES	YES	YES	YES	YES	
MISSOURI	YES	YES	YES					YES
MONTANA								
NEBRASKA	YES	YES	YES		YES			YES
NEVADA							YES	
NORTH CAROLINA					YES	YES	YES	
NORTH DAKOTA							YES	
OHIO								
OKLAHOMA					YES	YES	YES	YES
SOUTH CAROLINA					YES	YES	YES	
SOUTH DAKOTA								
TENNESSEE	YES	YES	YES	YES	YES	YES	YES	
TEXAS	YES	YES	YES	YES	YES	YES	YES	YES
UTAH					YES		YES	
WASHINGTON	YES	YES						
WISCONSIN							YES	
WYOMING							YES	
STATE POLICE								
ALASKA	YES	YES	YES		YES	YES	YES	
ARKANSAS	YES	YES	YES	YES			YES	
CONNECTICUT	YES	YES	YES		YES			YES
DELAWARE	YES		YES		YES			YES
IDAHO	YES	YES	YES		YES	YES	YES	YES
ILLINOIS					YES	YES	YES	YES
INDIANA	YES		YES		YES		YES	
KENTUCKY	YES	YES	YES	YES	YES	YES	YES	YES
LOUISIANA					YES	YES	YES	YES
MAINE	YES	YES	YES	YES	YES	YES	YES	YES
MARYLAND	YES	YES	YES		YES		YES	YES
MASSACHUSETTS	YES	YES	YES	Not separate	YES		YES	YES
MICHIGAN					YES			
NEW HAMPSHIRE	YES		YES		YES			YES
NEW JERSEY	YES	YES	YES		YES	YES	YES	YES
NEW MEXICO	YES		YES		YES			YES
NEW YORK	YES	YES	YES		YES			YES
OREGON	YES		YES		YES			YES
PENNSYLVANIA	YES	YES	YES		YES			YES
RHODE ISLAND	YES		YES		YES	YES	YES	YES
VERMONT	YES	YES	YES	YES	YES	YES	YES	YES
VIRGINIA	YES	YES			YES		YES	YES
WEST VIRGINIA	YES	YES	YES	YES	YES	YES	YES	YES
DEPARTMENT OF LAW ENFORCEMENT								
FLORIDA	YES	YES	YES	YES	YES			YES
CANADA								
ONTARIO	YES	YES	YES	YES			YES	
QUEBEC	YES	YES	YES	YES			YES	YES

SERVICES

I. RECORDS

	F. Agency Participates in Reporting Programs				G. Uniform Crime Reporting
	5. National Crime Information Center	6. Law Enforcement Teletype System	7. National Crime Information Center—Computerized Criminal History Program	8. Other	
HIGHWAY PATROLS					
ALABAMA	YES	YES	YES		
ARIZONA	YES	YES	YES	ACIC—Arizona Crime Information System	YES
CALIFORNIA	YES	YES	YES		YES
COLORADO	YES	YES	YES		YES
FLORIDA	YES	YES			YES
GEORGIA	YES				YES
IOWA	YES	YES			YES
KANSAS	YES	YES			YES
MINNESOTA	YES	YES	YES	Minis State System	YES
MISSISSIPPI	YES	YES	YES		YES
MISSOURI	YES	YES	YES		
MONTANA					
NEBRASKA	YES	YES	YES		YES
NEVADA	YES	YES			YES
NORTH CAROLINA	YES	YES			YES
NORTH DAKOTA	YES	YES	YES		YES
OHIO	YES	YES			
OKLAHOMA	YES	YES	YES		YES
SOUTH CAROLINA	YES	YES	YES		YES
SOUTH DAKOTA					YES
TENNESSEE	YES	YES	YES		YES
TEXAS	YES	YES	YES		YES
UTAH	YES				
WASHINGTON	YES	YES		F.B.I. Identification Section	YES
WISCONSIN	YES	YES		Wisconsin Crime Information Bureau	YES
WYOMING	YES	YES			YES
STATE POLICE					
ALASKA	YES	YES			YES
ARKANSAS	YES	YES			
CONNECTICUT	YES	YES	YES		
DELAWARE	YES	YES	YES		YES
IDAHO	YES	YES			YES
ILLINOIS	YES	YES	YES	Law Enforcement Agencies Data System	YES
INDIANA	YES	YES			YES
KENTUCKY	YES	YES		ALECS, APCO, LINK	YES
LOUISIANA	YES	YES			YES
MAINE	YES	YES	YES		YES
MARYLAND	YES	YES	YES		YES
MASSACHUSETTS	YES	YES	YES		YES
MICHIGAN	YES		YES		YES
NEW HAMPSHIRE	YES	YES	YES		YES
NEW JERSEY	YES	YES	YES	N.J. Statewide Communications Information System	YES
NEW MEXICO	YES	YES	YES		YES
NEW YORK	YES	YES	YES		YES
OREGON	YES	YES			YES
PENNSYLVANIA	YES	YES			YES
RHODE ISLAND	YES	YES			YES
VERMONT	YES	YES			YES
VIRGINIA	YES	YES	YES		YES
WEST VIRGINIA	YES	YES	YES		YES
DEPARTMENT OF LAW ENFORCEMENT					
FLORIDA	YES	YES	YES		YES
CANADA					
ONTARIO					
QUEBEC	YES	YES		Canadian U.C.R. program	

SERVICES

I. RECORDS

G. Uniform Crime Reporting		H. Accident Records			
2. PROVINCE— Submits Uniform Crime Reports to Central Agency	AGENCY TITLE	3. Your Agency the Central Collecting Unit for Your State/Province	1. State/Province Has Single Agency To Collect and Process Accident Data		
			If YES, responsible agency is:		
			a. Police	b. DMV	c. Other
HIGHWAY PATROLS					
ALABAMA			Local agencies submit	YES	YES
ARIZONA			Dept. of Justice	YES	YES
CALIFORNIA		Traffic		YES	
COLORADO				YES	
FLORIDA				YES	
GEORGIA				YES	
IOWA			Bureau of Criminal Investigation		Drivers license
KANSAS			Bureau of Investigation		Highway
MINNESOTA			Bureau of Criminal Apprehension		YES
MISSISSIPPI		YES	Crime Information Center	YES	YES
MISSOURI		YES		YES	
MONTANA				YES	
NEBRASKA			Comm. on Law Enforcment. & Criminal Justice		YES
NEVADA			Crime Commission		YES
NORTH CAROLINA				YES	
NORTH DAKOTA					Highway
OHIO				YES	Dept. of Hwy. Safety
OKLAHOMA				YES	
SOUTH CAROLINA			State Law Enforcement Division		Highway Department
SOUTH DAKOTA				YES	Dept. of Public Safety
TENNESSEE		YES		YES	Dept. of Safety
TEXAS		YES		YES	
UTAH					Hwy. & Public Safety
WASHINGTON				YES	
WISCONSIN			D.O.J., Crime Information Bureau		YES
WYOMING			Bureau of Identification		Highway
STATE POLICE				YES	YES
ALASKA				YES	YES
ARKANSAS		YES		YES	YES
CONNECTICUT				YES	YES
DELAWARE		YES		YES	YES
IDAHO		YES		YES	YES
ILLINOIS				YES	YES
INDIANA		YES		YES	YES
KENTUCKY		YES		YES	YES
LOUISIANA		YES		YES	YES
MAINE		YES		YES	YES
MARYLAND		YES		YES	YES
MASSACHUSETTS		YES		YES	YES
MICHIGAN		YES		YES	YES
NEW HAMPSHIRE			Start in 1975	YES	YES
NEW JERSEY		YES		YES	Dept. of Transportation
NEW MEXICO		YES		YES	Highway
NEW YORK			Division of Criminal Justice Services	YES	YES
OREGON			Law Enforcement Data System	YES	YES
PENNSYLVANIA		YES		YES	Dept. of Transportation
RHODE ISLAND		YES		YES	YES
VERMONT		YES	Crime Information Center	YES	YES
VIRGINIA		YES		YES	YES
WEST VIRGINIA		YES		YES	YES
DEPARTMENT OF LAW ENFORCEMENT FLORIDA		YES			
CANADA					
ONTARIO	YES	Dom. Bureau of Statistics	Dominion Bureau of Statistics	YES	Ministry of Transporta- tion & Communications
QUEBEC	YES	Statistics Can.	Quebec Police Comm. & Statistics Canada	YES	YES

SERVICES

I. RECORDS

H. Accident Records		4. Your Accident Records System Receives Copies of All Accident Reports	5. Each Driver/Owner Submits Individual Accident Report in Your State/ Province	FILED WITH POLICE REPORT			
2. Standardized Accident Data Collection, Reporting and Summarization	3. State/Province Prescribes Accident Report Forms				If YES,		
					a. Use Mandatory	b. Your Agency Provides Forms	c. Your Agency Provides Us- Instructions
HIGHWAY PATROLS							
ALABAMA	YES	YES	YES	YES			
ARIZONA	YES	YES	YES	YES			
CALIFORNIA	YES	YES		YES			
COLORADO	YES	YES	YES	YES			
FLORIDA	YES	YES	YES	YES			
GEORGIA	YES	YES	YES	YES			
IOWA	YES	YES	YES	YES			
KANSAS	YES	YES	YES	YES			
MINNESOTA	YES	YES	YES	YES			
MISSISSIPPI	YES	YES		YES			
MISSOURI	YES	YES	YES	YES			
MONTANA	YES	YES	YES	YES			
NEBRASKA	YES	YES	YES	YES			
NEVADA	YES	YES	YES	YES			
NORTH CAROLINA	YES	YES	YES	YES			
NORTH DAKOTA	YES	YES	YES	YES			
OHIO	YES	YES	YES	YES			
OKLAHOMA	YES	YES	YES	YES			
SOUTH CAROLINA	YES	YES	YES	YES			
SOUTH DAKOTA	YES	YES	YES	YES			
TENNESSEE	YES	YES	YES	YES			
TEXAS	YES	YES	YES	YES			
UTAH	YES	YES	YES	YES			
WASHINGTON	YES	YES	YES	YES			
WISCONSIN	YES	YES	YES	YES			
WYOMING	YES	YES	YES	YES			
STATE POLICE							
ALASKA	YES	YES	YES	YES			
ARKANSAS	YES	YES	YES	YES			
CONNECTICUT	YES	YES	YES	YES			
DELAWARE	YES	YES	YES	YES			
IDAHO	YES	YES	YES	YES			
ILLINOIS	YES	YES	YES	YES			
INDIANA	YES	YES	YES	YES			
KENTUCKY	YES	YES	YES	YES			
LOUISIANA	YES	YES	YES	YES			
MAINE	YES	YES	YES	YES			
MARYLAND	YES	YES	YES	YES			
MASSACHUSETTS	YES	YES	YES	YES			
MICHIGAN	YES	YES	YES	YES			
NEW HAMPSHIRE	YES	YES		YES			
NEW JERSEY	YES	YES	YES	YES			
NEW MEXICO	YES	YES	YES	YES			
NEW YORK	YES	YES	YES	YES			
OREGON	YES	YES	YES	YES			
PENNSYLVANIA	YES	YES	YES	YES			
RHODE ISLAND	YES	YES	YES	YES			
VERMONT	YES	YES	YES	YES			
VIRGINIA	YES	YES	YES	YES			
WEST VIRGINIA	YES	YES	YES	YES			
DEPARTMENT OF LAW ENFORCEMENT FLORIDA							
CANADA							
ONTARIO	YES	YES	YES	YES			
QUEBEC	YES	YES	YES	YES			

SERVICES

I. RECORDS

H. Accident Records											
6. Reporting Threshold Requiring Accident Report								7. Accident Record Retention Period by Central Collecting Agency			
a. Police Report				b. Driver/Owner Report				a. Current Year Plus:			b. Other System
\$50	\$100	\$200	OTHER	\$50	\$100	\$200	OTHER	ONE YEAR	TWO YEARS	THREE YEARS	
HIGHWAY PATROLS											
ALABAMA			All	YES							5 years
ARIZONA	YES				YES						Indefinitely
CALIFORNIA						YES		YES			15 yrs. on microfilm
COLORADO			All			YES					5 years
FLORIDA	YES				YES						Permanent
GEORGIA			\$25		YES				YES		
IOWA	YES				YES				YES		
KANSAS		YES				YES					Computer, capability Indefinite
MINNESOTA	YES				YES						Current plus 4
MISSISSIPPI	YES				YES				YES		
MISSOURI			Not required		YES						Indefinite - microfilm
MONTANA			\$250								5 years
NEBRASKA			\$250				\$250				Infinite
NEVADA			All				\$250				10 years
NORTH CAROLINA		YES					DMV discretion		YES		
NORTH DAKOTA			All			YES					Current plus 5
OHIO			All				\$150			YES	Then microfilmed
OKLAHOMA	YES				YES						5 years
SOUTH CAROLINA	YES				YES					YES	
SOUTH DAKOTA			\$250								Current plus 5
TENNESSEE			Any investigated			YES					5 years
TEXAS			\$25				\$25		YES		Then microfilmed
UTAH		YES				YES				YES	
WASHINGTON	YES				YES						Current plus 8 microfilm
WISCONSIN		YES				YES					5 years
WYOMING			\$250				\$250			YES	
STATE POLICE											
ALASKA			All		YES					YES	Then 2 yrs. State Archives
ARKANSAS			All				\$250				Indefinite (microfilm)
CONNECTICUT			All				\$400			YES	
DELAWARE			\$250				\$250				Indefinite
IDAHO	YES				YES						Current plus 5
ILLINOIS			All								10 years - microfilm
INDIANA			Any investigated	YES							Permanent
KENTUCKY		YES	Upon request			YES		YES			Then microfilm
LOUISIANA		YES				YES					Indefinitely (microfilm)
MAINE		YES				YES					8 years
MARYLAND			All		YES					YES	
MASSACHUSETTS			All			YES		YES			
MICHIGAN		YES				YES					10 yrs., fatals Indefinitely
NEW HAMPSHIRE			\$300				\$300				Indefinitely
NEW JERSEY		YES				YES					
NEW MEXICO	YES				YES						5 years
NEW YORK						YES					3 years
OREGON			All			YES					Current year plus 5
PENNSYLVANIA			All			YES				YES	
RHODE ISLAND			All			YES				YES	
VERMONT			All		YES				YES-DMV		DPS - 7 years
VIRGINIA	YES				YES						Current year plus 5
WEST VIRGINIA			All		YES						Indefinitely
DEPARTMENT OF LAW ENFORCEMENT FLORIDA											
CANADA											
ONTARIO		YES				YES			YES		1970-71 on microfilm
QUEBEC	YES				YES						Current year plus 5

SERVICES

I. RECORDS

H. Accident Records											
8. State/Province Records System Receives Local Agency Summaries	9. Records System Has Special Form for Accidents Investigated by Police	10. Frequency of Routine Statistical Summaries by Your Accident Records System				11. Annual Average of Special Studies of Accident Causation	12. Your Accident Records System Disseminates Data to Agencies with Traffic Safety Responsibility				
		a. Weekly	b. Monthly	c. Quarterly	d. Other						
		HIGHWAY PATROLS									
ALABAMA	YES		YES			12	YES				
ARIZONA	YES		YES		As requested	1	YES				
CALIFORNIA	YES	YES	YES	YES	Semi-annual	15-20	YES				
COLORADO	YES		YES				YES				
FLORIDA	YES		YES			100					
GEORGIA			YES	YES	Annual	12	YES				
IOWA	YES		YES			12	YES				
KANSAS			YES			250	YES				
MINNESOTA	YES		YES			6	YES				
MISSISSIPPI	YES	YES	YES			6	YES				
MISSOURI			YES								
MONTANA	YES	YES	YES				YES				
NEBRASKA	YES		YES			400	YES				
NEVADA	YES		YES			15	YES				
NORTH CAROLINA	YES		YES	YES	Semi-annual	12	YES				
NORTH DAKOTA	YES		YES	YES	Annual	4	YES				
OHIO	YES		YES			15					
OKLAHOMA			YES			200	YES				
SOUTH CAROLINA	YES	YES	YES			800	YES				
SOUTH DAKOTA	YES		YES			4	YES				
TENNESSEE	YES	YES	YES			12	YES				
TEXAS	YES	YES	YES		Semi-annual & annual	7	YES				
UTAH	YES		YES		Annual		YES				
WASHINGTON	YES		YES	YES	Semi-annual & annual	35	YES				
WISCONSIN	YES		YES		Annual	2	YES				
WYOMING	YES										
STATE POLICE											
ALASKA	YES				Request		YES				
ARKANSAS	YES		YES				YES				
CONNECTICUT	YES	YES	YES			13	YES				
DELAWARE	YES		YES			6	YES				
IDAHO	YES		YES		Annual		YES				
ILLINOIS	YES	YES	YES	YES	Annual		YES				
INDIANA	YES	YES	YES	YES	Daily	71	YES				
KENTUCKY	YES	YES	YES	YES		5	YES				
LOUISIANA	YES		YES		Semi-annual		YES				
MAINE	YES		YES	YES	Annual		YES				
MARYLAND	YES	Fatals	YES		Annual	100	YES				
MASSACHUSETTS				YES			YES				
MICHIGAN	YES	YES	YES		Annual	Continuous	YES				
NEW HAMPSHIRE			YES				YES				
NEW JERSEY	YES		YES			2-4	YES				
NEW MEXICO			YES		Semi-annual		YES				
NEW YORK	YES		YES			1	YES				
OREGON	YES		YES		Semi-annual	6	YES				
PENNSYLVANIA	YES	YES		YES		175	YES				
RHODE ISLAND	YES	YES			When required		YES				
VERMONT	YES		YES			5	YES				
VIRGINIA	YES		YES	YES	Annual	62	YES				
WEST VIRGINIA	YES		YES				YES				
DEPARTMENT OF LAW ENFORCEMENT FLORIDA											
CANADA											
ONTARIO	YES			YES	By 28-day periods		YES				
QUEBEC	YES	YES			On request	52	YES				

SERVICES

I. RECORDS

	H. Accident Records				I. Motor Vehicle Inspection Records						
	13. Your Accident Records Systems				1. Maintained by Your Agency	2. Field Officers Can Obtain M.V.I. Information				b. Average Response Time	
	a. Utilizes Uniform Definitions of Motor Vehicle Accidents	b. Reconciles Traffic Deaths with Office of Vital Statistics	c. Exchanges Accident Information on Non-Residents with Other States/Provinces	d. Contains Results of Blood Alcohol Analysis		a. Communicated by:					
				RADIO	COMBINATION	TELEPHONE	OTHER				
HIGHWAY PATROLS											
ALABAMA	YES	YES	YES	YES							
ARIZONA	YES	YES	YES	YES			YES			1 minute	
CALIFORNIA	YES	YES	YES	YES	YES						
COLORADO	YES			YES		YES					
FLORIDA	YES	YES			YES	YES		YES	Teletype	Varies	
GEORGIA	YES	YES	YES	YES	YES	YES	YES		Teletype	5 minutes	
IOWA	YES	YES	YES	YES	YES	YES	YES			5 minutes	
KANSAS	YES	YES	YES	YES	YES	YES	YES		Cathode ray tube	3-10 minutes	
MINNESOTA	YES	YES	YES	YES	YES	YES			Computer reports	Monthly	
MISSISSIPPI	YES	YES			YES	YES	YES			5 minutes	
MISSOURI	YES	YES	YES		YES	YES	YES		Teletype	Varies	
MONTANA	YES	YES		YES		YES	YES		Mail	30 minutes	
NEBRASKA	YES	YES	YES			YES	YES				
NEVADA	YES	YES	YES	YES							
NORTH CAROLINA	YES	YES		YES	YES	YES	YES		P.I.N.	30 seconds	
NORTH DAKOTA	YES	YES			YES	YES	YES				
OHIO	YES			YES	YES	YES	YES	YES		Varies	
OKLAHOMA	YES	YES	YES	YES	YES	YES	YES				
SOUTH CAROLINA	YES	YES	YES			YES	YES			5 minutes	
SOUTH DAKOTA	YES			YES		YES	YES			10 minutes	
TENNESSEE	YES	YES	YES	YES							
TEXAS	YES	YES	YES		YES	YES	YES		TWX	1-2 minutes	
UTAH	YES	YES		YES	YES	YES	YES			30 minutes	
WASHINGTON	YES	YES	YES	YES							
WISCONSIN	YES	YES	YES	YES							
WYOMING							YES				
STATE POLICE											
ALASKA	YES	YES		YES							
ARKANSAS	YES	YES		YES	YES	YES	YES			10 minutes	
CONNECTICUT	YES	YES	YES								
DELAWARE	YES	YES	YES	YES		YES	YES			5-10 minutes	
IDAHO	YES		YES		YES	YES	YES			30 minutes	
ILLINOIS	YES	YES	YES			YES	YES			30 minutes	
INDIANA	YES	YES	YES	YES		YES	YES			5 minutes	
KENTUCKY	YES	YES	YES	YES		YES	YES				
LOUISIANA	YES	YES	YES	YES	YES						
MAINE	YES	YES	YES	YES	YES	YES	YES		In person	5 minutes	
MARYLAND	YES	YES		Fatal only	Partial	YES	YES			30 minutes	
MASSACHUSETTS	YES	YES		YES	YES	YES	YES		Teletype		
MICHIGAN	YES	YES	YES	YES	YES						
NEW HAMPSHIRE	YES	YES		YES		YES	YES			10 minutes	
NEW JERSEY	YES		YES	YES	YES	YES	YES		Computer		
NEW MEXICO	YES	YES									
NEW YORK	YES	YES	YES	YES		YES		YES	Teletype	10-60 minutes	
OREGON	YES	YES		YES	YES	YES	YES		Teletype	10 minutes	
PENNSYLVANIA	YES					YES		YES	Mail		
RHODE ISLAND	YES							YES	Teletype	5 minutes	
VERMONT	YES	YES	Fatal only	YES		YES	YES			20 seconds	
VIRGINIA	YES	YES			YES	YES		YES	Crim. Info. Netwk.	10 minutes	
WEST VIRGINIA	YES	YES	YES	YES	YES	YES	YES			1 minute	
DEPARTMENT OF LAW ENFORCEMENT FLORIDA											
CANADA											
ONTARIO	YES	YES		Fatal only							
QUEBEC	YES	YES	YES		YES						

SERVICES

I. RECORDS

	I. Motor Vehicle Inspection Records			II. DATA PROCESSING		
	3. Inspection Required for Registered Vehicles			A. Agency Utilizes Data Processing Equipment		
	a. Annual	b. Semi-annual	c. Other	1. Model and Type		
HIGHWAY PATROLS						
ALABAMA				YES	Burroughs B2700; Cummins-Allison C4400; Various IBM	
ARIZONA				YES	IBM 370/135-512K; IBM 370/145-512K; Comten45-190K	
CALIFORNIA	YES			Random	YES	IBM S/370 168
COLORADO	YES	YES			YES	
FLORIDA	YES	YES			YES	Burroughs B6700
GEORGIA	YES	YES			YES	
IOWA	YES			When sold	YES	IBM 155 #370; Collins A2 #C8561
KANSAS	YES			When sold or transferred	YES	IBM 370, Type 155
MINNESOTA					YES	IBM 370
MISSISSIPPI	YES	YES			YES	IBM 370-155
MISSOURI	YES	YES			YES	IBM 370-155; IBM 370-145
MONTANA	YES			4 years	YES	IBM 370-145
NEBRASKA	YES	YES			YES	CRT IBM (2) 3275
NEVADA					YES	IBM 370/158
NORTH CAROLINA	YES	YES			YES	IBM 370/145; IBM 310/145
NORTH DAKOTA				Random		
OHIO					YES	IBM 370-155
OKLAHOMA	YES	YES			YES	IBM 360/40
SOUTH CAROLINA	YES	YES			YES	
SOUTH DAKOTA	YES			At least once	YES	IBM 370
TENNESSEE					YES	IBM 360/50 DOS; IBM 370/155 OS; Data Entry System GCS 2100
TEXAS	YES	YES			YES	IBM 370/3155
UTAH	YES	YES				
WASHINGTON					YES	IBM 360 - peripherals; Bunker Radio 2206, 2228, 2220, Univac 6130 - peri.; Pop 15 Dec; IBM 360-65
WISCONSIN					YES	IBM 360-65
WYOMING	YES	YES				
STATE POLICE						
ALASKA					YES	IBM 360 - Beehive Superbee - IBM Keypunch
ARKANSAS	YES	YES			YES	Univac 1710; IBM 402
CONNECTICUT					YES	RJE 3780; CRT 3270
DELAWARE	YES	YES			YES	IBM 360/50
IDAHO	YES	YES			YES	IBM 370/145
ILLINOIS	YES		YES		YES	IBM 370/155
INDIANA	YES	YES			YES	IBM 370/168
KENTUCKY	YES	YES			YES	IBM 370/165; IBM Systems 7's
LOUISIANA	YES	YES			YES	Univac 494-418
MAINE	YES	YES			YES	Data-Recorder model 0129
MARYLAND	YES			When sold or transferred	YES	IBM 370/145
MASSACHUSETTS	YES	YES			YES	Burroughs B-5700
MICHIGAN					YES	Burroughs 6700 Processors
NEW HAMPSHIRE		YES				
NEW JERSEY	YES	YES			YES	IBM 370/145; IBM 360/40A; IBM 360/40B
NEW MEXICO	YES	YES	YES		YES	IBM 370/145 OSVS; IBM 360/40 POS/OS
NEW YORK	YES	YES			YES	Univac 70/6
OREGON	YES			Random	YES	IBM 155
PENNSYLVANIA	YES		YES		YES	Univac 418-III; Univac 9300
RHODE ISLAND	YES	YES				
VERMONT	YES		YES		YES	IBM 360
VIRGINIA	YES	YES			YES	IBM 360-20; EMR 6135; Univac 9480
WEST VIRGINIA	YES	YES			YES	IBM 370-155; PDP/11/45
DEPARTMENT OF LAW ENFORCEMENT FLORIDA					YES	Burroughs 3500; EMR 1500; P-H 3500
CANADA						
ONTARIO					YES	IBM-1-514; 1-087; 3-083; 1-029; 1-129; 6-029; 8-059
QUEBEC					YES	Univac 418-III; Uniscope Terminals (100); V.I.P.-129

CONTINUED

2 OF 3

SERVICES

II. DATA PROCESSING

	A. Agency Utilizes Data Processing Equipment					B. Personnel			
	2. Equipment Controlled by:		3. Equipment Is:			1. Director			
	a. Your Agency	b. Other Agency	a. Leased	b. Purchased	c. Shared	a. Total	b. Annual Salary	c. Number:	
								SWORN	CIVILIAN
HIGHWAY PATROLS									
ALABAMA	YES		YES	YES		12,246	1		
ARIZONA	YES		YES	YES	1	24,533			1
CALIFORNIA		Consolidated Data Center	YES		1	21,096			1
COLORADO		Department of Revenue	YES		1	29,532	1		
FLORIDA	YES			YES	1	23,000			1
GEORGIA		YES							
IOWA		State Comptroller	YES		1				1
KANSAS		Department of Administration	YES						
MINNESOTA		Department of Administration	YES		1	26,400			1
MISSISSIPPI		Central Data Processing			2		1	1	
MISSOURI	YES		YES	YES	1	20,832			1
MONTANA		Department of Highways	YES						
NEBRASKA		State Data Processing Agency	YES						
NEVADA		State Computer Facility		YES					
NORTH CAROLINA		Data Processing	YES		1	25,700			1
NORTH DAKOTA		Central Data							
OHIO	YES	Department of Highway Safety	YES		2				
OKLAHOMA		Commission on Criminal & Traffic Law Enforcement	YES	YES	1	13,140			1
SOUTH CAROLINA		State		YES					
SOUTH DAKOTA		Central Data Processing		YES					
TENNESSEE	YES	State Computer	YES	YES	1	17,000			1
TEXAS	YES		YES		1	20,364			1
UTAH									
WASHINGTON	YES	General Services Administration WOPSC	YES	YES	1	19,008			1
WISCONSIN		Bureau of Systems & Data Processing	YES						
WYOMING									
STATE POLICE									
ALASKA		Central Data Processing	YES	YES	YES				
ARKANSAS	YES		YES		1	11,856	1		
CONNECTICUT		State Data Center	YES		1	17,952			1
DELAWARE		State Data Processing							
IDAHO		Division of Highways			YES				
ILLINOIS		Division of Data Processing	YES	YES	YES				
INDIANA		Department of Administration	YES	YES	YES	1	13,000	1	
KENTUCKY		Central facility	YES			1	18,580	1	
LOUISIANA	YES			YES	1	19,876			1
MAINE	YES		YES		1	15,022	1		
MARYLAND		Dept. of Public Safety & Correctional Services	YES	YES	1	25,455			1
MASSACHUSETTS	YES		YES (7-yr. full pay out)		1	17,000			1
MICHIGAN	YES		YES		1	25,640			1
NEW HAMPSHIRE									
NEW JERSEY		Division of Systems & Communications	YES		1	35,000			1
NEW MEXICO		Department of Finance	YES	YES	1	14,700	1		
NEW YORK	YES		YES		1	26,516			1
OREGON		Motor Vehicle Division			YES	1		1	
PENNSYLVANIA	YES		YES		1			1	
RHODE ISLAND									
VERMONT		Central Data Processing	YES						
VIRGINIA	YES		YES		1	18,000	1		
WEST VIRGINIA	YES		YES		1	12,000			1
DEPARTMENT OF LAW ENFORCEMENT									
FLORIDA	YES		YES	YES	1	17,936			1
CANADA									
ONTARIO	YES		YES						1
QUEBEC	YES		YES		1	25,000			1

SERVICES

II. DATA PROCESSING

	B. Personnel											
	2. Supervisors			3. Systems Analysts				4. Programmers				
	a. Total	b. Salary	c. Number:		a. Total	b. Salary	c. Number:		a. Total	b. Salary	c. Number	
			SWORN	CIVILIAN			SWORN	CIVILIAN			SWORN	CIVILIAN
HIGHWAY PATROLS												
ALABAMA	6	15,834	1	5	8	13,910		8	5	12,246	21	
ARIZONA	5	11,689		5	7	13,007		7	10	12,010	10	
CALIFORNIA	4	19,140		4	2	17,340		2	14	13,280	14	
COLORADO	85	12,276-25,512	85									
FLORIDA	27	353,000		27	20	238,000		20	12	120,000	12	
GEORGIA												
IOWA	1			1	5			5	13		13	
KANSAS												
MINNESOTA	7	19,200		7	50	15,600		50	100	12,000	100	
MISSISSIPPI	3			3	4			4	10		10	
MISSOURI	4	16,188		4	12	11,796		12	8	7,932	8	
MONTANA												
NEBRASKA												
NEVADA												
NORTH CAROLINA	17	14,000		17	16	21,250		16	14	19,000	14	
NORTH DAKOTA												
OHIO									2	14,662	2	
OKLAHOMA					1	13,800	1		4	10,000	4	
SOUTH CAROLINA												
SOUTH DAKOTA												
TENNESSEE	3	25,000		3	2	26,500		2				
TEXAS	3	18,420		3	3	15,108		3	19	12,816-16,140	19	
UTAH												
WASHINGTON	1	16,426		1	6	87,228		6	9	87,228	1	
WISCONSIN												
WYOMING												
STATE POLICE												
ALASKA												
ARKANSAS												
CONNECTICUT	1	12,254	1		1	16,371		1	1	14,399	1	
DELAWARE												
IDAHO	2	23,500		2	1	15,800		1	2	24,300	2	
ILLINOIS					3	32,000		3	2	20,000	2	
INDIANA	1	12,000		1								
KENTUCKY	5	12,000	1	4	2	11,000		2	11	8,500	11	
LOUISIANA	4	16,000		4	2	13,000		2	7	12,000	7	
MAINE	1	61,000		1								
MARYLAND	10	17,598		10	33	13,671		33				
MASSACHUSETTS	1	11,400		1	1	12,500		1	5	11,570-8,460	5	
MICHIGAN	19	15,381		19	5	17,153		5	14	12,269	14	
NEW HAMPSHIRE												
NEW JERSEY	16	22,000	2	14	23	16,000	5	18	24	13,000	24	
NEW MEXICO					2	13,380-17,000		2				
NEW YORK	10	17,429		10	8	13,404		8	1	10,714	1	
OREGON	2		1	1					2		2	
PENNSYLVANIA	11		3	8	7			7	13		13	
RHODE ISLAND												
VERMONT												
VIRGINIA	4	14,000	1	3	1	13,700		1	6	12,833	6	
WEST VIRGINIA	1	10,000		1	1	9,000		1	2	9,000	2	
DEPARTMENT OF LAW ENFORCEMENT												
FLORIDA	19			19	33			33	18		18	
CANADA												
ONTARIO	3	12,806		3								
QUEBEC	4	20,000		4	30	12,000	5	25	17	8,000	17	

SERVICES

II. DATA PROCESSING

	B. Personnel							7. Formal Job Specifications for Head of Systems Unit		
	5. Machine Operators			6. Others			7. Formal Job Specifications for Head of Systems Unit			
	a. Total	b. Salary	c. Number:		a. Total	b. Salary			c. Number:	
			SWORN	CIVILIAN					SWORN	CIVILIAN
HIGHWAY PATROLS										
ALABAMA	21	7,514		21				YES		
ARIZONA	6	9,628		6	12	7,187	12	YES		
CALIFORNIA	77	7,992		77	72	7,992	72	YES		
COLORADO					677	5,232-12,276	475	212		
FLORIDA	11	9,909		11	155	1.05 million	155	YES		
GEORGIA										
IOWA	4			4	3		3			
KANSAS										
MINNESOTA	60	9,000		60	82	7,200	82	YES		
MISSISSIPPI	4			4	22		22	YES		
MISSOURI	9	5,153		9	13 computer operators	9,024	13	YES		
MONTANA										
NEBRASKA										
NEVADA	7	9,833		7	2	8,229	2			
NORTH CAROLINA	17	9,000		17	112	7,000	112	YES		
NORTH DAKOTA										
OHIO										
OKLAHOMA	4	7,971	1	3	18	6,060	18	YES		
SOUTH CAROLINA										
SOUTH DAKOTA										
TENNESSEE	1	7,000		1	30	186,000	30	YES		
TEXAS	13	9,528-13,692		13	6	6,408-8,352	6	YES		
UTAH										
WASHINGTON	2	16,800		2	10	75,000	10			
WISCONSIN										
WYOMING										
STATE POLICE										
ALASKA										
ARKANSAS	1	6,838		1	3	14,292	3			
CONNECTICUT	4	29,896		4	2	17,582	2	YES		
DELAWARE										
IDAHO	9	57,300		9						
ILLINOIS										
INDIANA					5	8,000	5			
KENTUCKY	7	8,000		7	35	5,300	35	YES		
LOUISIANA	15	9,000		15	3	8,000	3	YES		
MAINE	3			3						
MARYLAND	35	8,727	35		9	8,224	9	YES		
MASSACHUSETTS	10	7,199-6,338		10	14	7,199-6,338	14	YES		
MICHIGAN	20	9,498		20				YES		
NEW HAMPSHIRE										
NEW JERSEY	26	9,000		26	160	7,500	160	YES		
NEW MEXICO					6	5,280-8,000	6			
NEW YORK	26	9,000		26	10	6,000	10			
OREGON					7		7			
PENNSYLVANIA	31			31	34		34	YES		
RHODE ISLAND										
VERMONT										
VIRGINIA	2	8,000		2						
WEST VIRGINIA	4	6,000		4				YES		
DEPARTMENT OF LAW ENFORCEMENT										
FLORIDA	20	6,000		20	35		35	YES		
CANADA										
ONTARIO	16	8,235		16	3	7,955	3	YES		
QUEBEC	27	6,500		27	22	5,500	22			

SERVICES

II. DATA PROCESSING

	C. Annual Budget			D. Initiation of Data Processing	
	1. Total	2. Equipment	3. Personnel Salaries	1. Date of Original Use	2. Initiation of Present System
HIGHWAY PATROLS					
ALABAMA	834,454	460,653	373,801	1947	1972
ARIZONA	1,724,180	944,000	663,000	1963	1973
CALIFORNIA	2,204,690	565,960	1,638,727	1938	1972
COLORADO					
FLORIDA	5,000,000	1,500,000		1967	1972
GEORGIA				1968	1970
IOWA	1,387,750		98,732	1970	1973
KANSAS				1956	1973
MINNESOTA	130,000		22,500		1971
MISSISSIPPI	1,217,292		327,600	1966	1972
MISSOURI	1,614,630		579,000	1968	
MONTANA				1968	1974
NEBRASKA					
NEVADA				1967	1974
NORTH CAROLINA	3,180,256	1,445,000	1,410,030	1971	1971, 1974
NORTH DAKOTA					
OHIO				1941	1968
OKLAHOMA	255,000		208,164	1966	1970-1972
SOUTH CAROLINA				1960	
SOUTH DAKOTA	7,000	7,000		1968	
TENNESSEE				1966	1974
TEXAS	1,541,736	875,458	603,828	1968	1972
UTAH					
WASHINGTON	975,208	548,400	305,558	1969	1969
WISCONSIN					
WYOMING					
STATE POLICE					
ALASKA				1971	1971
ARKANSAS		14,955	21,130	1967	1967
CONNECTICUT				1968	1973
DELAWARE				1972	1972
IDAHO	355,000	30,000	182,650	1969	1974
ILLINOIS	← 455,000 (combined) →			1964	1972
INDIANA	1,500,000			1955	1971
KENTUCKY	1,317,000	732,539	511,172	1951	1973
LOUISIANA	1,907,000	864,000		1964	1968
MAINE		5,508		1965	1971
MARYLAND	2,162,624	856,025	1,032,080	1961	1969
MASSACHUSETTS	1,400,000	680,557	278,270	1959	1970
MICHIGAN	5,396,400	1,166,400	1,286,700	1967	1974
NEW HAMPSHIRE					
NEW JERSEY					
NEW MEXICO	50,000		76,560	1968	
NEW YORK	2,043,764	1,482,586	561,378	1966	1971
OREGON				1968	
PENNSYLVANIA	2,868,000	1,900,000	278,000	1962	1971
RHODE ISLAND					
VERMONT				1970	1970
VIRGINIA	936,000	477,300	262,400	1954	1967, 1974
WEST VIRGINIA			46,000	1968	1973
DEPARTMENT OF LAW ENFORCEMENT					
FLORIDA	4,824,547	3,002,754	1,172,969	1967	1970
CANADA					
ONTARIO	259,500	45,400	194,060	1967	1967
QUEBEC	2,100,000	1,050,000	950,000	1970	1973

SERVICES

II. DATA PROCESSING

	E. District Stations Have Terminals Into Your Information System	F. Any Officer May Request any Operations Data	G. Management Data Computerized			H. Regional Information Systems within Your State/Province	YOUR AGENCY PARTICIPATE
			1. Personnel Records	2. Manpower Deployment			
					OBLIGATED/UNOBLIGATED TIME		
			NOT ANY, BUT MAY REQUEST:				
HIGHWAY PATROLS							
ALABAMA	YES	YES					
ARIZONA	YES	YES	YES				
CALIFORNIA			YES	YES	YES		
COLORADO							
FLORIDA	YES		YES				
GEORGIA	YES		YES		YES		
IOWA		YES	YES	YES			
KANSAS	YES		Vehicle and driver license; NCIC; KC alert				
MINNESOTA		YES		YES			
MISSISSIPPI	YES	YES	YES				
MISSOURI	YES	YES					
MONTANA			Accident statistics	Partial	Partial	Partial	
NEBRASKA	YES	YES	YES				
NEVADA	YES	YES		YES	YES		
NORTH CAROLINA	YES	YES					
NORTH DAKOTA			YES		YES		
OHIO	YES		Law enforce. files; Vehicle/driver license; Warrants/wanted persons, NCIC				
OKLAHOMA	YES		YES	YES			
SOUTH CAROLINA	YES	YES	YES	YES			
SOUTH DAKOTA			YES				
TENNESSEE			MVR Reports for court; Accident statistical data				
TEXAS	YES		Drivers license information; Stolen & wanted inform.; Criminal history				
UTAH							
WASHINGTON	YES	YES	YES				
WISCONSIN	YES		Drivers license information; Vehicle registration; Warrant				
WYOMING							
STATE POLICE							
ALASKA	YES		Specified by regulation				
ARKANSAS		YES					
CONNECTICUT	YES		Motor vehicle license & registration information; Stolen vehicle				
DELAWARE	YES	YES		YES			
IDAHO	YES	YES					
ILLINOIS	YES		Personal performance				
INDIANA	YES	YES	Limited	YES			
KENTUCKY	YES	YES	YES				
LOUISIANA	YES	YES	YES		YES		
MAINE		YES					
MARYLAND	YES	YES	YES				
MASSACHUSETTS	YES	YES	YES	YES	YES		
MICHIGAN	YES	YES					
NEW HAMPSHIRE							
NEW JERSEY							
NEW MEXICO	YES		NCIC; NLETS; Registration; Driver license				
NEW YORK	YES		Real-Time Inquiry Files				
OREGON	YES		Want/warrant; Stolen vehicles and property; C.C.H.				
PENNSYLVANIA	YES		Driver/vehicle license; Wanted persons; Stolen property				
RHODE ISLAND							
VERMONT	YES		Vehicle and driver information				
VIRGINIA	YES	YES		YES			
WEST VIRGINIA			Information for investigations/arrests				
DEPARTMENT OF LAW ENFORCEMENT							
FLORIDA	YES	YES					
CANADA							
ONTARIO			YES	YES			
QUEBEC	YES		Persons and vehicles of interest; Property files				

SERVICES

II. DATA PROCESSING

	G. Management Data Computerized					H. Regional Information Systems within Your State/Province	YOUR AGENCY PARTICIPATE
	3. Fleet Accident/Maintenance Records	4. Inventory	5. Budget	6. Program Evaluation	7. Other		
HIGHWAY PATROLS							
ALABAMA		YES	YES			Traffic arrest/adjudication	
ARIZONA	YES	YES	YES				YES
CALIFORNIA	YES	YES	YES	YES			YES
COLORADO				YES		Citations	
FLORIDA	YES	YES	YES				YES
GEORGIA		YES	YES	YES		Selective enforcement	
IOWA	YES	YES					YES
KANSAS	YES	YES					YES
MINNESOTA		Partial		YES			
MISSISSIPPI	YES	YES				Attendance system	YES
MISSOURI	YES	YES					YES
MONTANA							
NEBRASKA			YES				
NEVADA						Accident data	YES
NORTH CAROLINA		YES	YES	YES			YES
NORTH DAKOTA		YES	YES				
OHIO	YES	YES		YES			YES
OKLAHOMA	YES		YES				YES
SOUTH CAROLINA		YES	YES	YES			
SOUTH DAKOTA		YES	YES	YES			
TENNESSEE	YES		YES			Accidents	
TEXAS		YES				Payroll	YES
UTAH							YES
WASHINGTON				YES			YES
WISCONSIN	YES	YES	YES	YES		Accident files	YES
WYOMING							
STATE POLICE							
ALASKA		YES	YES				
ARKANSAS							
CONNECTICUT							YES
DELAWARE						Rosters/ Firearm assignments	YES
IDAHO							YES
ILLINOIS	YES	YES		YES			YES
INDIANA	YES	Limited					YES
KENTUCKY	YES	YES	YES	YES		Officer activity	YES
LOUISIANA			YES				YES
MAINE							
MARYLAND	YES						YES
MASSACHUSETTS	YES			YES		Overtime activity report	YES
MICHIGAN							YES
NEW HAMPSHIRE							
NEW JERSEY							
NEW MEXICO	YES	YES					YES
NEW YORK	YES					YES	YES
OREGON	YES	YES				Officer time and activity	YES
PENNSYLVANIA	YES	YES	YES			Crime/arrest	YES
RHODE ISLAND							
VERMONT							
VIRGINIA	YES						YES
WEST VIRGINIA	YES						YES
DEPARTMENT OF LAW ENFORCEMENT							
FLORIDA		YES	YES	YES			YES
CANADA							
ONTARIO	YES		YES			Traffic; Attendance; Uniform activity	
QUEBEC							

SERVICES

III. SERVICES TO LOCAL AGENCIES

	A. Agency Provides Laboratory Services	B. Officers Testify as Experts	C. Polygraph Examination	D. Services at No Cost	E. Full-Time Services by Contract with Local Jurisdictions Permitted	E. Full-Time Services by Contract				
						1. Number of Operating Contracts	2. Number of Full-Time Troopers Fulfilling Contract Services	3. Percent of Total Costs for Service Paid by Local Jurisdiction	4. Contract Services Include:	
									a. Regular Patrol	b. Personnel Training
HIGHWAY PATROLS										
ALABAMA		YES	YES	YES						
ARIZONA	YES	YES	YES	YES						
CALIFORNIA		YES		YES	YES				YES	YES
COLORADO		YES		YES						
FLORIDA				YES						
GEORGIA		YES		YES						
IOWA		YES		YES						
KANSAS		YES		YES						
MINNESOTA		YES		YES						
MISSISSIPPI	YES	YES	YES	YES						
MISSOURI	YES	YES	YES	YES						
MONTANA										
NEBRASKA	YES	YES	YES	YES						
NEVADA										
NORTH CAROLINA		YES		YES						
NORTH DAKOTA				YES						
OHIO	YES	YES	YES	YES						
OKLAHOMA	Breathalyzer	Breathalyzer		YES						
SOUTH CAROLINA				YES						
SOUTH DAKOTA		YES		YES						
TENNESSEE	YES	YES	YES	YES						
TEXAS	YES	YES	YES	YES						
UTAH		YES		YES						
WASHINGTON	YES	YES	YES	YES						
WISCONSIN		YES		YES						
WYOMING		YES		YES						
STATE POLICE										
ALASKA	YES	YES	YES	YES	YES	1	1		YES	
ARKANSAS	YES	YES	YES	YES						
CONNECTICUT	YES	YES	YES	YES	YES	48	68	60	YES	YES
DELAWARE	YES	YES	YES	YES						
IDAHO	YES	YES	YES	YES						
ILLINOIS				YES						
INDIANA	YES	YES	YES	YES						
KENTUCKY	YES	YES	YES	YES	YES	1	9	80	YES	
LOUISIANA	YES	YES	YES	YES	YES			100		
MAINE	YES	YES	YES	YES						
MARYLAND	YES	YES	YES	YES	YES	5	23	75	YES	
MASSACHUSETTS	YES	YES	YES	YES						
MICHIGAN	YES	YES	YES	YES						
NEW HAMPSHIRE	YES	YES	YES	YES						
NEW JERSEY	YES	YES	YES	YES						
NEW MEXICO	YES	YES		YES						
NEW YORK	YES	YES	YES	YES						
OREGON	YES	YES	YES	YES						
PENNSYLVANIA	YES	YES	YES	YES						
RHODE ISLAND			YES	YES						
VERMONT	YES	YES	YES	YES						
VIRGINIA			YES	YES						
WEST VIRGINIA	YES	YES	YES	YES	YES	63	300	Zero	YES	YES
DEPARTMENT OF LAW ENFORCEMENT										
FLORIDA	YES	YES	YES	YES						
CANADA										
ONTARIO	YES	YES		YES	YES	10	49	100	YES	
QUEBEC	YES	YES		YES						

SERVICES

III. SERVICES TO LOCAL AGENCIES

	E. Full-Time Services by Contract with Local Jurisdictions Permitted		F. Agency Has Field I.D. Services	SERVICES RENDERED TO OTHER STATE PROVINCE LOCAL AGENCIES
	4. Contract Services Include:			
	c. Crime Laboratory Services	d. Other		
HIGHWAY PATROLS				
ALABAMA			YES	Fingerprint; Photography; Auto theft ID
ARIZONA			YES	Crime laboratory; Fingerprint; Photography
CALIFORNIA				
COLORADO				
FLORIDA				
GEORGIA				
IOWA			YES	Bureau of Criminal Investigation handles
KANSAS				
MINNESOTA				
MISSISSIPPI			YES	
MISSOURI			YES	Those which are requested
MONTANA				
NEBRASKA				
NEVADA				
NORTH CAROLINA				
NORTH DAKOTA				
OHIO			YES	Assistance upon request
OKLAHOMA				
SOUTH CAROLINA				
SOUTH DAKOTA				
TENNESSEE			YES	Fingerprint; Photograph; Firearms
TEXAS			YES	Chemistry & polygraph; Identification services
UTAH				
WASHINGTON	YES			
WISCONSIN				
WYOMING				
STATE POLICE				
ALASKA				
ARKANSAS				
CONNECTICUT	YES	Total services	YES	All services
DELAWARE				
IDAHO			YES	Number restoration; Facial composites
ILLINOIS				
INDIANA			YES	Investigator services
KENTUCKY			YES	Crime scene investigations on a limited basis
LOUISIANA			YES	Crime lab; Detective; Polygraph; Expert witness
MAINE			YES	Crime scene and investigation
MARYLAND			YES	Mobile crime lab; Polygraph; Ballistics; Document exam
MASSACHUSETTS			YES	Fingerprint; Identikit; Ballistics; Narcotics I.D.
MICHIGAN			YES	Crime lab; Latent print; Photo-tax communication
NEW HAMPSHIRE			YES	All services
NEW JERSEY			YES	I.D.; Lab; Polygraph
NEW MEXICO			YES	
NEW YORK			YES	Prints; Casts; Photo
OREGON			YES	Latent prints; Photo
PENNSYLVANIA			YES	Photo and crime scene process; Expert testimony
RHODE ISLAND			YES	Any available upon request
VERMONT			YES	Mobile crime laboratory
VIRGINIA			YES	Photo; Fingerprint; Identikit; Drug I.D.
WEST VIRGINIA	YES		YES	Total
DEPARTMENT OF LAW ENFORCEMENT				
FLORIDA				
CANADA				
ONTARIO	YES		YES	All reasonable services
QUEBEC				

III. SERVICES TO LOCAL AGENCIES

	G. Agency Responsible for Criminal Investigation in Rural Areas		H. Agency's Criminal Investigation Authority Same as Sheriff's	I. Agency Has Authority To Assist Local Police on Request	J. Limitations on Services to Other Agencies Determined by:		
	IF NO, RESPONSIBLE AGENCY IS:				1. Statute	2. Agency Policy	3. Cost of Services Subsidized by Another Agency
HIGHWAY PATROLS							
ALABAMA	YES →	By request	YES	YES		YES	
ARIZONA		Sheriff	YES	YES	YES	YES	YES
CALIFORNIA		Sheriff		YES		YES	
COLORADO				YES	YES	YES	
FLORIDA				YES		YES	
GEORGIA				YES	YES		
IOWA	YES		YES	YES	YES	YES	
KANSAS		Sheriff	YES	YES		YES	
MINNESOTA		Local authorities and Bureau of Criminal Apprehension		YES	YES	YES	
MISSISSIPPI			YES	YES	YES	YES	
MISSOURI		Sheriff	YES	YES	YES	YES	
MONTANA		Sheriff		YES	YES	YES	
NEBRASKA	YES		YES	YES	YES	YES	
NEVADA		Local agencies		YES		YES	
NORTH CAROLINA		Sheriff	YES	YES		YES	
NORTH DAKOTA					YES	YES	
OHIO		Sheriff		YES	YES	YES	
OKLAHOMA		Sheriff and State Bureau of Investigation	YES	YES		YES	
SOUTH CAROLINA		State Law Enforcement Division	YES	YES		YES	
SOUTH DAKOTA			YES	YES		YES	
TENNESSEE		Sheriff	YES	YES	YES	YES	
TEXAS	YES		YES	YES		YES	
UTAH		Sheriff	YES	YES		YES	
WASHINGTON			YES	YES		YES	
WISCONSIN		Sheriff	YES			YES	
WYOMING		Sheriff	YES	YES		YES	
STATE POLICE							
ALASKA	YES		YES	YES		YES	
ARKANSAS	YES →	By request	YES	YES		YES	
CONNECTICUT	YES		YES	YES		YES	
DELAWARE	YES		YES	YES		YES	
IDAHO		Sheriff	YES	YES	YES	YES	
ILLINOIS	YES	Sheriff	YES	YES		YES	
INDIANA	YES		YES	YES	YES	YES	
KENTUCKY	YES		YES	YES	YES	YES	
LOUISIANA		Sheriff	YES	YES	YES	YES	
MAINE	YES		YES	YES		YES	
MARYLAND	YES		YES	YES		YES	
MASSACHUSETTS	YES		YES	YES		YES	
MICHIGAN	YES				YES	YES	
NEW HAMPSHIRE	YES		YES	YES		YES	
NEW JERSEY	YES		YES	YES	YES	YES	
NEW MEXICO	YES		YES	YES		YES	
NEW YORK	YES		YES	YES	YES	YES	
OREGON	YES		YES	YES	YES		
PENNSYLVANIA	YES		YES	YES	YES	YES	
RHODE ISLAND	YES		YES	YES	YES	YES	
VERMONT	YES		YES	YES	YES	YES	
VIRGINIA	YES		YES	YES	YES	YES	
WEST VIRGINIA	YES		YES	YES	YES	YES	
DEPARTMENT OF LAW ENFORCEMENT							
FLORIDA	YES		YES	YES		YES	
CANADA							
ONTARIO	YES		YES	YES	YES	YES	
QUEBEC	YES		YES	YES	YES		

III. SERVICES TO LOCAL AGENCIES

	K. Agency Performs Police Services on College Campuses	L. Mutual Aid Compacts				
		if YES:		With:		
		1. Routinely	2. On Request	1. Other State/Province	2. Local Agency	3. Other
HIGHWAY PATROLS						
ALABAMA	YES		YES			
ARIZONA	YES		YES			
CALIFORNIA	YES		YES	YES	YES	
COLORADO			YES	YES		Statewide Mutual Aid
FLORIDA	YES		YES			
GEORGIA			YES			
IOWA	YES		YES			
KANSAS	YES		YES	YES		
MINNESOTA	YES		YES		YES	
MISSISSIPPI	YES		YES			
MISSOURI			YES			
MONTANA						
NEBRASKA	YES		YES			
NEVADA	YES		YES			
NORTH CAROLINA						
NORTH DAKOTA						
OHIO	YES		YES			
OKLAHOMA	YES		YES	YES	YES	
SOUTH CAROLINA				YES		
SOUTH DAKOTA					YES	
TENNESSEE	YES			YES	YES	
TEXAS	YES		YES	YES	YES	State Government agencies
UTAH	YES		YES		YES	
WASHINGTON			YES			
WISCONSIN	YES		YES			
WYOMING	YES		YES			
STATE POLICE						
ALASKA	YES	YES				
ARKANSAS	YES		YES			
CONNECTICUT	YES		YES	YES	YES	
DELAWARE				YES		
IDAHO	YES		YES		YES	
ILLINOIS	YES		YES			
INDIANA	YES		YES			
KENTUCKY	YES		YES			
LOUISIANA	YES		YES			
MAINE	YES		YES			
MARYLAND	YES		YES	YES	YES	
MASSACHUSETTS	YES		YES	YES	YES	
MICHIGAN	YES		YES	YES	YES	New England State Police and N.Y. Compacts
NEW HAMPSHIRE	YES		YES	YES	YES	
NEW JERSEY			YES			
NEW MEXICO	YES		YES			
NEW YORK	YES		YES			
OREGON	YES		YES			
PENNSYLVANIA	YES		YES			
RHODE ISLAND	YES		YES	YES	YES	
VERMONT				YES	YES	
VIRGINIA	YES		YES	YES	YES	
WEST VIRGINIA	YES	YES				
DEPARTMENT OF LAW ENFORCEMENT						
FLORIDA	YES		YES			
CANADA						
ONTARIO	YES		YES	YES	YES	
QUEBEC	YES		YES			

SERVICES

III. SERVICES TO LOCAL AGENCIES

	M. Services Provided to Local Agencies						2. Crime Laboratory
	1. Investigations						
	a. Felony	b. Misdemeanor	c. Motor Vehicle Accident	d. Fatal Accident	e. Major Injury Accident	f. Non-Traffic Homicide/ Injury	
HIGHWAY PATROLS							
ALABAMA	YES	YES	YES	YES	YES	YES	
ARIZONA	YES	YES	YES	YES	YES	YES	YES
CALIFORNIA							
COLORADO			Assist	Assist			
FLORIDA			YES	YES	YES		
GEORGIA			YES	YES	YES		
IOWA						YES	YES
KANSAS	YES	YES	YES	YES	YES	YES	
MINNESOTA			YES	YES	YES		
MISSISSIPPI	YES		YES	YES	YES	YES	YES
MISSOURI	YES	YES	YES	YES	YES	YES	YES
MONTANA			YES	YES	YES		
NEBRASKA	YES	YES	YES	YES	YES	YES	YES
NEVADA			YES	YES	YES		
NORTH CAROLINA			YES	YES	YES		
NORTH DAKOTA			YES	YES	YES		
OHIO							YES
OKLAHOMA	YES	YES	YES	YES	YES	YES	
SOUTH CAROLINA			YES	YES	YES		
SOUTH DAKOTA			YES	YES	YES		
TENNESSEE	YES	YES	YES	YES	YES	YES	YES
TEXAS	YES	YES	YES	YES	YES	YES	YES
UTAH			YES	YES	YES		
WASHINGTON				YES			YES
WISCONSIN			YES	YES	YES		
WYOMING	YES	YES	YES	YES	YES		
STATE POLICE							
ALASKA	YES	YES	YES	YES	YES	YES	YES
ARKANSAS	YES	YES	YES	YES	YES	YES	YES
CONNECTICUT	YES	YES	YES	YES	YES	YES	YES
DELAWARE	YES			YES	YES		
IDAHO	YES	YES	YES	YES	YES	YES	
ILLINOIS							
INDIANA	YES	YES	YES	YES	YES	YES	YES
KENTUCKY	YES	YES	YES	YES	YES	YES	YES
LOUISIANA	YES	YES	YES	YES	YES	YES	YES
MAINE	YES	YES	YES	YES	YES	YES	YES
MARYLAND	YES	YES	YES	YES	YES	YES	YES
MASSACHUSETTS	YES	YES	YES	YES	YES	YES	YES
MICHIGAN	YES	YES	YES	YES	YES	YES	YES
NEW HAMPSHIRE	YES	YES	YES	YES	YES	YES	YES
NEW JERSEY	YES	YES	YES	YES	YES	YES	YES
NEW MEXICO	YES		YES	YES	YES	YES	YES
NEW YORK	YES	YES	YES	YES	YES	YES	YES
OREGON	YES	YES					YES
PENNSYLVANIA	YES	YES	YES	YES	YES	YES	YES
RHODE ISLAND	YES	YES	YES	YES	YES	YES	YES
VERMONT	YES	YES	YES	YES	YES	YES	YES
VIRGINIA	YES	YES					
WEST VIRGINIA	YES	YES	YES	YES	YES	YES	YES
DEPARTMENT OF LAW ENFORCEMENT							
FLORIDA	YES	YES				YES	YES
CANADA							
ONTARIO	YES		YES	YES	YES	YES	YES
QUEBEC	YES	YES	YES	YES	YES	YES	YES

SERVICES

III. SERVICES TO LOCAL AGENCIES

	M. Services Provided to Local Agencies						
	3. Polygraph	4. Training	5. Expert Testimony	6. Radio Dispatch	7. Routine Patrol	8. Detective	9. Identification
	HIGHWAY PATROLS						
ALABAMA	YES	YES	YES	YES		YES	YES
ARIZONA	YES	YES	YES	YES	YES	YES	YES
CALIFORNIA		YES	YES-Traffic related				
COLORADO			YES				
FLORIDA				YES			
GEORGIA		YES	YES	YES	YES		
IOWA	YES		YES	YES			YES
KANSAS		YES	YES	YES	YES		
MINNESOTA		YES	YES	YES			
MISSISSIPPI	YES	YES	YES	YES		YES	YES
MISSOURI	YES	YES	YES		YES		YES
MONTANA		YES		YES			YES
NEBRASKA	YES	YES	YES	YES	YES		
NEVADA		YES	YES	YES			
NORTH CAROLINA			YES	YES			YES
NORTH DAKOTA		YES	YES		YES		
OHIO	YES	YES	YES				YES
OKLAHOMA		YES	YES	YES	YES	YES	YES
SOUTH CAROLINA		YES		YES			
SOUTH DAKOTA		YES	YES				
TENNESSEE	YES	YES	YES	YES			YES
TEXAS	YES	YES	YES	YES	YES	YES	YES
UTAH		YES	YES	YES	YES		
WASHINGTON		YES	YES				YES
WISCONSIN		YES	YES	YES			
WYOMING		YES	YES	YES	YES		
STATE POLICE							
ALASKA	YES	YES	YES	YES	YES	YES	YES
ARKANSAS	YES	YES	YES	YES	YES	YES	YES
CONNECTICUT	YES	YES	YES	YES		YES	YES
DELAWARE	YES	YES	YES	YES			YES
IDAHO	YES	YES	YES	YES	YES	YES	YES
ILLINOIS							
INDIANA	YES	YES	YES	YES	YES	YES	YES
KENTUCKY	YES	YES	YES	YES	YES	YES	YES
LOUISIANA	YES	YES	YES	YES	YES	YES	YES
MAINE	YES	YES	YES	YES	YES	YES	YES
MARYLAND	YES	YES	YES	YES	YES	YES	YES
MASSACHUSETTS	YES	YES	YES	YES	YES	YES	YES
MICHIGAN	YES	YES	YES	YES	YES	YES	YES
NEW HAMPSHIRE	YES	YES	YES	YES	YES	YES	YES
NEW JERSEY	YES	YES	YES	YES	YES	YES	YES
NEW MEXICO	YES	YES	YES	YES	YES	YES	YES
NEW YORK	YES	YES	YES	YES	YES	YES	YES
OREGON	YES	YES	YES	YES	YES	YES	YES
PENNSYLVANIA	YES	YES	YES		YES	YES	YES
RHODE ISLAND					YES	YES	YES
VERMONT	YES	YES	YES	YES	YES	YES	YES
VIRGINIA	YES	YES			YES	YES	YES
WEST VIRGINIA	YES	YES	YES	YES	YES	YES	YES
DEPARTMENT OF LAW ENFORCEMENT							
FLORIDA	YES	YES	YES			YES	
CANADA							
ONTARIO		YES	YES			YES	YES
QUEBEC		YES	YES		YES	YES	YES

SERVICES

III. SERVICES TO LOCAL AGENCIES

	M. Services Provided to Local Agencies				
	10. Records	11. Marine	12. Traffic Enforcement	13. Planning Assistance	14. Other
HIGHWAY PATROLS					
ALABAMA	YES				
ARIZONA	YES		YES	YES	Administrative assistance
CALIFORNIA	YES			YES	Auto theft coordination
COLORADO					Stolen vehicle records; Abandoned vehicles
FLORIDA					
GEORGIA	YES		YES	YES	
IOWA	YES				
KANSAS	YES		YES	YES	
MINNESOTA			YES	YES	
MISSISSIPPI	YES		YES	YES	
MISSOURI	YES		YES		
MONTANA	YES				
NEBRASKA					
NEVADA	YES		YES		
NORTH CAROLINA	YES		YES		
NORTH DAKOTA			YES		
OHIO					
OKLAHOMA	YES	YES	YES	YES	
SOUTH CAROLINA	YES			YES	Crowd control; Visiting dignitaries (security)
SOUTH DAKOTA					Civil disturbance; Civil disasters
TENNESSEE	YES		YES	YES	
TEXAS	YES		YES	YES	Emergency and disaster relief; Riot control
UTAH			YES		
WASHINGTON	YES				
WISCONSIN	YES		YES		Civil disorder control; Chemical test training; Law enforcement basic training
WYOMING					
STATE POLICE					
ALASKA	YES	YES	YES		
ARKANSAS	YES		YES	YES	
CONNECTICUT	YES		YES	YES	
DELAWARE	YES		YES		
IDAHO	YES		YES		
ILLINOIS					Aircraft (searches & criminal apprehension); Traffic direction at special events
INDIANA	YES	YES	YES	YES	Air patrol - search, rescue, etc.
KENTUCKY	YES		YES	YES	Emergency services
LOUISIANA	YES		YES	YES	
MAINE	YES		YES	YES	Riot assistance by request
MARYLAND	YES		YES		
MASSACHUSETTS	YES		YES	YES	Civil disorder
MICHIGAN	YES	YES	YES	YES	
NEW HAMPSHIRE	YES	YES	YES	YES	
NEW JERSEY	YES		YES	YES	
NEW MEXICO	YES	YES		YES	
NEW YORK	YES	YES	YES	YES	
OREGON	YES				
PENNSYLVANIA	YES		YES	YES	
RHODE ISLAND			YES	YES	
VERMONT		YES	YES		
VIRGINIA	YES				
WEST VIRGINIA	YES	YES	YES	YES	
DEPARTMENT OF LAW ENFORCEMENT					
FLORIDA	YES			YES	
CANADA					
ONTARIO	YES		YES	YES	
QUEBEC	YES	YES	YES	YES	

SERVICES

IV. STATISTICS

	A. State/ Provincial Population, 1970		B. Agency's 1973 Activities Summarized				
		PRESENT ESTIMATE	1. Complaints Received	2. Non-Traffic/ Non-Vehicle Arrests	3. Juveniles in Detention	4. Prisoners Jailed	5. Felonies Reported (all Types)
HIGHWAY PATROLS							
ALABAMA	3,444,165	3,600,000		1,369			
ARIZONA	1,773,428	2,150,000	180	10,799			
CALIFORNIA	19,953,134	10,741,000		48,125		136,132	
COLORADO	2,207,259	2,500,000					
FLORIDA	6,789,443	7,588,800					
GEORGIA	4,589,981						
IOWA	2,824,376	2,854,551		2,302			300
KANSAS	2,249,071	2,299,220		2,379			
MINNESOTA	3,805,000	3,895,663					
MISSISSIPPI	2,216,912						
MISSOURI	4,677,399	4,850,000		6,690			
MONTANA	700,000	700,000					
NEBRASKA	1,483,493	1,542,000					
NEVADA	488,738						
NORTH CAROLINA	5,025,000	5,225,000		10,000			
NORTH DAKOTA	617,761	630,000					
OHIO	10,652,017	10,709,000		1,403			4,908
OKLAHOMA	2,656,000	2,700,000					
SOUTH CAROLINA	2,597,516	2,700,000					
SOUTH DAKOTA	666,507			1,172			
TENNESSEE	3,224,167	4,126,000					
TEXAS	11,196,730	11,812,547		20,000			5,201
UTAH	1,000,000	1,257,000					
WASHINGTON	3,413,217	3,424,300					
WISCONSIN	4,418,000	4,473,000		352	369		32
WYOMING	332,416			148			
STATE POLICE							
ALASKA	302,420	360,000	15,991	5,037			
ARKANSAS	1,923,295	2,037,000					
CONNECTICUT	3,032,217	3,096,900	37,219	5,122	1,067		
DELAWARE	542,979	580,000	21,767	6,331			8,554
IDAHO	713,008	799,000					
ILLINOIS	11,114,006	11,200,000		14,638			
INDIANA	5,194,000	5,291,000	18,597	6,624			
KENTUCKY	2,900,000	3,300,000	14,508	9,421		9,421	9,215
LOUISIANA	3,724,342			4,115			
MAINE	993,663	1,000,000	5,416	2,915			
MARYLAND	3,922,399	4,200,000	21,898	15,722			14,445
MASSACHUSETTS	5,689,170	5,865,000	25,882	10,634			9,139
MICHIGAN	8,875,083	9,440,000					
NEW HAMPSHIRE	750,000	840,000	2,012	1,440			987
NEW JERSEY	7,168,164	7,600,000	200,473	26,175			26,070
NEW MEXICO	1,016,000	1,060,000	2,359	3,223	508	914	1,027
NEW YORK	17,979,712	17,979,712	692,018	47,058			30,205
OREGON	2,091,385	2,224,900	7,605	9,260			4,604
PENNSYLVANIA	11,793,909	11,800,000	367,441	19,616			
RHODE ISLAND	950,000	960,000	5,842	1,363	675		1,021
VERMONT	450,000	466,000	11,744	12,451			4,566
VIRGINIA	4,651,487	4,811,000		15,690			7,760
WEST VIRGINIA	1,744,237	1,794,000		21,420			3,102
DEPARTMENT OF LAW ENFORCEMENT							
FLORIDA							
CANADA							
ONTARIO	7,211,600	7,700,000	265,000				72,352
QUEBEC	6,013,000	6,124,000	34,084	6,044	2,288	6,725	

SERVICES

IV. STATISTICS

B. Agency's 1973 Activities Summarized							
	6. Felonies Cleared (all Types)	7. Traffic Enforcement					
		a. Total Traffic Vehicle Apprehensions, Arrests and Summonses (except Warnings)	b. DWI, DUI	c. Vehicle Theft	d. Total Hazardous/Moving Violations (except Alcohol, Drug and Parking Offenses)		
					(1) Speed (too fast)	(2) Speed (too slow)	
HIGHWAY PATROLS							
ALABAMA	1,490	121,036	8,248	204	85,578	68,339	
ARIZONA		221,462	9,160	164	76,637	45,640	
CALIFORNIA	17,286	1,897,288	119,798	2,907	1,368,003	623,812	26,684
COLORADO		209,752	2,466	258	146,621	71,146 (combined)	
FLORIDA		389,050	11,433	287	263,616	148,673	1,104
GEORGIA		170,317	22,854		142,576	76,644	36
IOWA		79,408	1,549	245	79,408	36,494	
KANSAS		125,331	1,298	153	87,916	72,641	151
MINNESOTA		101,331	4,722		70,742	50,880	81
MISSISSIPPI		241,667	7,920	129	165,985	134,751	6
MISSOURI		143,740	5,213	393	76,005	51,194	137
MONTANA		47,134	1,532				
NEBRASKA			1,601				
NEVADA							
NORTH CAROLINA		394,789	36,257	234	316,896	190,411	110
NORTH DAKOTA		14,771	990		9,432	4,633	
OHIO		438,507	18,408	1,436	382,051	315,051	234
OKLAHOMA		139,318	9,627		117,338	47,341	1,524
SOUTH CAROLINA		270,923	9,547		228,757	138,782	80
SOUTH DAKOTA		20,143	941		14,803	11,814	
TENNESSEE	1,249	228,036	5,067		162,232	137,396	
TEXAS	3,052	612,404	39,150		452,366	297,359	8,612
UTAH		75,777	2,882	100	37,823	16,434	285
WASHINGTON		211,045	13,149	326	137,858	81,348	453
WISCONSIN	32	84,059	2,217	20	52,146		
WYOMING		14,009	484	108	7,946	6,305	
STATE POLICE							
ALASKA		13,796	1,203	134			
ARKANSAS		121,264	7,833		93,727	51,519	
CONNECTICUT		31,692	1,185	208	21,602	9,113	54
DELAWARE	2,991	30,165	1,521	154	20,777	11,453	
IDAHO		68,749	2,855	39	37,284	26,339	95
ILLINOIS		249,403	4,276		163,720	117,768	364
INDIANA		133,200	5,963		75,811	53,171	21
KENTUCKY	30%	182,591	12,441	1,801	170,150	60,533	135
LOUISIANA		178,510	9,959		124,434	84,812	
MAINE		38,347	2,250	102	23,709	19,267	
MARYLAND	2,445	170,857	3,826	200			
MASSACHUSETTS	4,735	64,013	1,264	128	145,831		
MICHIGAN					259,238	87,911	137
NEW HAMPSHIRE		37,900	2,123	45	26,104	19,272	
NEW JERSEY	13,602	340,585	6,400		258,750		
NEW MEXICO	315	124,951	2,572	366	94,614	69,646	25
NEW YORK		491,137	12,385		310,111	182,212	
OREGON	1,746	229,512	6,467	339	118,779	65,729	1,345
PENNSYLVANIA		342,173	2,266	528	243,716	186,900	
RHODE ISLAND	725		25	12		14,824	
VERMONT	22.2%	40,209	1,898	62	28,345	16,190	11
VIRGINIA	4,961	265,180	5,394	1,036	207,544	91,035	
WEST VIRGINIA	2,608	63,740	2,259	170	38,968	21,457	130
DEPARTMENT OF LAW ENFORCEMENT FLORIDA							
CANADA							
ONTARIO	31,522	327,481	20,196		218,710	153,904	271
QUEBEC		191,267	3,059	467	139,565	49,055	689

SERVICES

IV. STATISTICS

B. Agency's 1973 Activities Summarized								
7. Traffic Enforcement								
d. Total Hazardous/Moving Violations (except Alcohol, Drug and Parking Offenses)								
	(3) Right-of-Way	(4) Traffic Control		(5) Turning/Lane Change	(6) Passing/Wrong Side/One-Way	(7) Following too Closely	(8) Violation by Pedestrian	(9) Violation by Bicyclist
		SIGNALS	SIGNS					
HIGHWAY PATROLS								
ALABAMA	706		3,542	150	2,596	448		
ARIZONA	2,010	7,636		3,457	9,445	1,035	168	
CALIFORNIA	35,291	48,021	41,859	85,084	72,695	49,088	45,917	
COLORADO	2,064	1,728 (combined)		2,190	7,944	2,080	1,359	
FLORIDA	12,933	9,965	3,757	18,007	9,189	3,404	1,000	
GEORGIA	3,850	847	2,770	459	8,141	1,594	1,475	
IOWA			2,915		2,465			
KANSAS	787	187	391	649	3,353	190	562	7
MINNESOTA	1,125	2,758 (combined)		1,376	1,855	497	1,068	
MISSISSIPPI	3,946		3,458	670	6,144	2,262	60	
MISSOURI	3,081	1,201		811	2,751	1,892		
MONTANA								
NEBRASKA								
NEVADA								
NORTH CAROLINA	6,886	19,385 (combined)		227	23,168	3,156	6,909	
NORTH DAKOTA	315		493	79	452	109		
OHIO	5,023	9,077	14,034	1,135	6,751	2,782	395	2
OKLAHOMA	2,200			1,524	2,378	1,446		
SOUTH CAROLINA	5,526	4,888 (combined)		1,284	5,851	2,428	3,919	
SOUTH DAKOTA	162	68	729	81	647	78		
TENNESSEE		9,675 (combined)			5,998	3,147		
TEXAS	8,029	2,281	13,184	3,565	8,645	1,443	308	10
UTAH	1,174	3,238		1,323	2,360	620		
WASHINGTON	6,412	2,199	7,682	6,887	4,100	3,588	3,090	43
WISCONSIN								
WYOMING	119	227			105	498	130	
STATE POLICE								
ALASKA								
ARKANSAS	351	3,040 (combined)			8,072	1,527		
CONNECTICUT							1,545	
DELAWARE	521	1,185	128	418	400	243	1,091	33
IDAHO	824	1,263	3,348	694	1,958	326		
ILLINOIS	5,095	3,595	6,685	9,025	8,571	1,401	475	6
INDIANA	1,929	5	1,921	540	4,322	978	114	29
KENTUCKY	761	627	1,883	775	4,975	583	603	7
LOUISIANA	3,807	2,677	4,777	5,414	6,736	3,356		
MAINE	707	174	600	300	810	107	637	
MARYLAND								
MASSACHUSETTS								
MICHIGAN	3,862	3,960	5,366	2,306	7,987	606	3,388	60
NEW HAMPSHIRE	128	838		453	2,383	120	248	
NEW JERSEY								
NEW MEXICO	1,593	220	2,012	749	2,743	889	45	4
NEW YORK	5,171	7,184	702	5,955	17,093	2,408	8,005	
OREGON	3,376	21,306 (combined)		5,142	9,076	2,772		
PENNSYLVANIA	5,576	12,129	15,273	4,111	13,338	2,374		
RHODE ISLAND		96	363					
VERMONT	2,995	41	2,762				192	17
VIRGINIA	5,104	6,022 (combined)		2,029	4,617	3,681	5,464	
WEST VIRGINIA	1,790	79	921	283	2,024	348	11	
DEPARTMENT OF LAW ENFORCEMENT FLORIDA								
CANADA								
ONTARIO	160	2,822	12,325	3,8	4,319	6,882	30	163
QUEBEC	5,201		12,021	3,921	33,648	2,502	273	6,645

SERVICES

IV. STATISTICS

B. Agency's 1973 Activities Summarized						
7. Traffic Enforcement						
d. Total Hazardous/Moving Violations (except Alcohol, Drug and Parking Offenses)				e. Total Non-Hazardous/Non-Moving Violations		
(10) Equipment Violation		(11) Motorcycle Violation	(12) Other Moving/Hazardous		(1) Vehicle Licensing and Taxes	(2) Driver Licensing
BRAKES	LIGHTS					
HIGHWAY PATROLS						
ALABAMA	717	1,288	2,705	35,056	2,146	20,732
ARIZONA		580	4,615	32,630	5,328	23,630
CALIFORNIA	26,702	22,534	285,316	375,767	121,911	71,067
COLORADO	4,583	2,286	126,306	69,540	7,114	21,565
FLORIDA	585	1,684	1,175	52,140	5,396	52,150
GEORGIA	255	1,439	45,066	23,942	4,191	18,770
IOWA	121		33,873	144,785		13,390
KANSAS	89	1,308	1,666	5,935	10,157	9,148
MINNESOTA	396	823	180	9,703	7,703	5,268
MISSISSIPPI			14,694	67,762		27,342
MISSOURI	806	207	13,925	45,045	21,309	13,228
MONTANA						
NEBRASKA						
NEVADA						
NORTH CAROLINA	1,223	1,675	63,746	77,893		26,649
NORTH DAKOTA			3,351	4,349	488	789
OHIO	502	4,370	984	21,544	36,602	5,818
OKLAHOMA	76,229 (combined)		10,446	23,792		17,744
SOUTH CAROLINA	741	652	8,364	7,166	7,723	19,024
SOUTH DAKOTA	216 (combined)		1,225	5,340	573	1,094
TENNESSEE	7,637 (combined)		6,016	60,737	9,971	27,649
TEXAS	861	6,060	939	101,080	145,562	9,842
UTAH	1,257			35,297	5,297	14,500
WASHINGTON	1,464	2,410	3,914	67,841	15,015	32,447
WISCONSIN				29,696		
WYOMING	84	4,981	561	4,900	1,375	1,164
STATE POLICE						
ALASKA						
ARKANSAS			9,867	17,435		10,628
CONNECTICUT			21,548	6,265	2,717	2,483
DELAWARE	64	1	2,672	7,867	1,900	1,946
IDAHO	40	367	5,292	28,510	6,418	4,648
ILLINOIS	499	2,428	325	11,718	85,683	18,502
INDIANA	75	334	24		3,971	6,516
KENTUCKY	360	99	2,438	67,371	28,946	4,601
LOUISIANA	269	675	439	11,472	44,117	13,999
MAINE	94	188	2,976	12,299	1,478	1,055
MARYLAND	718	58,287			5,301	
MASSACHUSETTS						
MICHIGAN	1,427	1,966	2,271	592	76,731	13,314
NEW HAMPSHIRE			216	2,446	11,781	1,282
NEW JERSEY					81,835	
NEW MEXICO	34	196		46,429	29,971	1,913
NEW YORK	364	21,472	1,705	3,597	160,945	19,724
OREGON	781	5,489		8,115	102,843	26,050
PENNSYLVANIA	286	3,657	2,023		98,191	43,296
RHODE ISLAND						
VERMONT	1,368 (combined)		313	4,456	11,964	1,169
VIRGINIA	15,329 (all equipment)		822	73,441	51,367	12,855
WEST VIRGINIA	2,765	113	5,072	24,772	8,232	3,544
DEPARTMENT OF LAW ENFORCEMENT						
FLORIDA						
CANADA						
ONTARIO	756	4,643		26,562	83,700	3,832
QUEBEC	73			25,532	42,355	38,814 (combined)

SERVICES

IV. STATISTICS

B. Agency's 1973 Activities Summarized							
7. Traffic Enforcement		8. Arrests on Warrants	9. Conviction Rates in Percent				
e. Total Non-Hazardous/Non-Moving Violations	f. Parking Violations		a. Felonies (except Vehicle Related)	b. Misdemeanors (except Vehicle Related)	c. Vehicle Related		
(3) Excessive Weight				(1) DWI, DUI	(2) Other Moving/Hazardous	(3) Parking	(4) Vehicle Theft
HIGHWAY PATROLS							
ALABAMA	5,073			64.2	91		
ARIZONA	1,839						
CALIFORNIA	50,149	67,554	5,670				
COLORADO	1,087		3,820	43	18.9		
FLORIDA		2,490					
GEORGIA	310	671		95	95		
IOWA		465	420				
KANSAS	1,168	247	395	83.1	91.6	98	83.5
MINNESOTA	5,673		1,412	63	87	72	96
MISSISSIPPI						94	
MISSOURI	12,598	372					
MONTANA				85.4	95	95	
NEBRASKA							
NEVADA							
NORTH CAROLINA	842			66	90		49
NORTH DAKOTA	33			95	93		
OHIO	16,022	1,940		86	99		
OKLAHOMA	4,417			52	79		
SOUTH CAROLINA	9,662	1,632		94	99.6		
SOUTH DAKOTA	177			91	99.1		
TENNESSEE							
TEXAS	41,878		23,895	59	79	74	90
UTAH	634					92	5
WASHINGTON	10,302	1,756				71.6	
WISCONSIN			1,050			82	
WYOMING	1,551						
STATE POLICE							
ALASKA							
ARKANSAS							
CONNECTICUT	352						
DELAWARE	158	502		74	92		
IDAHO	227	33		99	93	95	97
ILLINOIS	22,492	1,301		70	65	60	92
INDIANA	6,817	159					
KENTUCKY	24	544		30	45	86.3	55
LOUISIANA	789		5,295			84	87
MAINE	1,803	89		60	70	82	94.2
MARYLAND	4,124		12,139			93.3	41.2
MASSACHUSETTS		70,861	181			85	90
MICHIGAN		1,930				70	80
NEW HAMPSHIRE	1,675	15				76 (combined)	97
NEW JERSEY				64.5	65.3	93	94
NEW MEXICO	328	418				47.9	78.7
NEW YORK	10,719	5,915				25.4 (combined)	69.8
OREGON	362	2,589	11,769			84.4	84.2
PENNSYLVANIA	560	2,263				90.8	
RHODE ISLAND						78	95
VERMONT						94	83
VIRGINIA	19,645		6,867			66	23
WEST VIRGINIA	1,687	275				71	
DEPARTMENT OF LAW ENFORCEMENT							
FLORIDA							
CANADA							
ONTARIO	1,862	34				56	93
QUEBEC	3,541	3,408	16,287			84.3	87
							23.75

SERVICES

IV. STATISTICS

C. 1972 Vehicle/Traffic for State/Province

	1. Fatality Experience									
	a. Fatal Accidents	b. Deaths								
		(1) Comprehensive			(2) Pedestrian			(3) Bicyclist		
		TOTAL	URBAN	RURAL	TOTAL	URBAN	RURAL	TOTAL	URBAN	RURAL
HIGHWAY PATROLS										
ALABAMA	1,054	1,220	168	921	147	63	84	11	7	4
ARIZONA	707	812	226	586	156	70	86	11	8	3
CALIFORNIA	4,426	4,996	2,327	2,669	886	612	274	128	79	49
COLORADO	633	737	189	548	68			15		
FLORIDA	2,143	2,507	836	1,671	487	237	250	73	31	42
GEORGIA	1,607	1,896	379	1,517	237	106	131	15		
IOWA	721	874	144	730	59	34	25	19	1	18
KANSAS	552	666	170	496	50	34	16	12	6	6
MINNESOTA	864	1,031	258	606	135	74	61	27	7	20
MISSISSIPPI	725	922	151	771	86	26	60	14	2	12
MISSOURI	1,237	1,474	360	1,114	155	100	55	17	7	10
MONTANA	313	395			21			10		
NEBRASKA	405	484	104	381	32			11		
NEVADA	226	259	67	192						
NORTH CAROLINA	1,721	1,981	294	1,687	369	84	285	32	5	27
NORTH DAKOTA	173	208	14	194	18	5	13	2		
OHIO	2,155	2,451	873	1,578	429	271	158	50	15	35
OKLAHOMA	722	843	261	582	68	29	39	12	9	3
SOUTH CAROLINA	903	1,099	145	954	195	39	156	22	4	18
SOUTH DAKOTA	235	294	31	263	28	9	19	2	1	1
TENNESSEE	1,205	1,431	423	991	169			14		
TEXAS	3,099	3,688	1,409	2,279	524	309	215	53	37	16
UTAH	312	383			53			6		
WASHINGTON	725	855	205	650	116	47	69	21	12	9
WISCONSIN	1,002	1,168	282	906	173	87	86	35	10	25
WYOMING	165	197	15	182	14	4	10	4	1	3
STATE POLICE										
ALASKA	52	59	20	39	6	4	2	2	1	1
ARKANSAS	605	760	134	626	77			6		
CONNECTICUT		466								
DELAWARE										
IDAHO	290	348	55	293	28	9	19	6	3	3
ILLINOIS	1,936	2,254	1,048	1,206	318			44		
INDIANA	1,342	1,565	408	1,157	182	97	85	27	7	20
KENTUCKY	947	1,093			152			9		
LOUISIANA	964	1,144	270	874	211	127	84	22	16	6
MAINE	222	256	60	198	34	16	18	7	1	6
MARYLAND	709	815			196			12		
MASSACHUSETTS	905	991			273			22		
MICHIGAN	1,997	2,258	737	1,521	395	228	167	51	11	40
NEW HAMPSHIRE	157	180			29					
NEW JERSEY	1,202	1,314			345			23		
NEW MEXICO	489	587	147	440	80			10		
NEW YORK	2,927	3,238	1,345	1,893	1,025	682	343	71	23	48
OREGON	646	732	185	447	102	58	44	14	7	7
PENNSYLVANIA	1,029	1,224			152			13		
RHODE ISLAND	115	122			32			2		
VERMONT	132	152	34	118	15	4	11	3	1	2
VIRGINIA	1,100	1,256	320	936	249	99	150	10	5	5
WEST VIRGINIA	481	535	45	490	73	16	57	2		2
DEPARTMENT OF LAW ENFORCEMENT FLORIDA										
CANADA										
ONTARIO	1,620	1,934	473	1,147	383			62		
QUEBEC	1,527	1,724			408			82		

SERVICES

IV. STATISTICS

C. 1972 Vehicle/Traffic for State/Province

	2. Injury Experience									
	a. Injury Accidents	b. Injuries								
		(1) Comprehensive			(2) Pedestrian			(3) Bicyclist		
		TOTAL	URBAN	RURAL	TOTAL	URBAN	RURAL	TOTAL	URBAN	RURAL
HIGHWAY PATROLS										
ALABAMA	18,182	27,201	16,786	10,415	1,153	940	213	266	30	236
ARIZONA	23,146	37,525	26,019	11,506	915	780	135	866	797	69
CALIFORNIA	172,197	252,429	182,809	69,620	13,933	11,843	2,090	10,843	8,792	2,051
COLORADO	22,649	33,006			1,239			990		
FLORIDA	90,641	146,859	87,289	59,570	4,921	3,347	1,574	3,163	2,158	1,005
GEORGIA	21,640	33,950	12,375	21,575	1,361			364		
IOWA	23,814	35,484	19,408	16,076	1,230	1,036	194	586	474	112
KANSAS	19,877	31,391	20,371	11,020	664	579	85	426		
MINNESOTA	27,135	42,009	28,420	13,589	2,024	1,822	202	991	837	154
MISSISSIPPI	6,063	9,263	3,662	5,601	330			80		
MISSOURI	29,644	51,590	30,404	21,186	2,037			540		
MONTANA		9,090								
NEBRASKA	15,140	22,853			777			418		
NEVADA	5,450	8,151								
NORTH CAROLINA	40,753	65,421	29,064	36,357	2,273	1,508	765	802	490	312
NORTH DAKOTA	3,395	5,254			142			72		
OHIO		115,000								
OKLAHOMA	14,253	21,667	13,572	8,095	674	589	85	335	308	27
SOUTH CAROLINA	13,057	20,283	9,756	10,527	1,150	701	449	334	195	139
SOUTH DAKOTA	4,267	6,718	2,849	3,869	191	162	29	101	85	16
TENNESSEE	30,487	38,315								
TEXAS	83,607	128,158	94,855	33,303	5,223	4,648	575	2,427	2,229	198
UTAH	11,940	18,261			639			518		
WASHINGTON	36,440	55,454	29,999	25,455	1,638	1,229	409	1,063	684	378
WISCONSIN	38,680	59,488	32,695	26,791	2,363	1,955	408	1,286	1,015	251
WYOMING	3,705	6,103	1,489	2,216	126	99	27	104	94	10
STATE POLICE										
ALASKA	1,943	2,799			181			65		
ARKANSAS	14,691	24,047	13,700	10,347	582			235		
CONNECTICUT	5,052	152								
DELAWARE										
IDAHO	8,092	12,777	4,988	7,789	268	169	99	189	140	49
ILLINOIS	100,529	154,063	121,884	32,179	11,322			3,527		
INDIANA	49,346	71,597	39,532	32,065	2,708	1,329	379	1,420	1,092	328
KENTUCKY	9,183	16,666			254			39		
LOUISIANA	36,490	59,925	27,654	32,271	2,180	558	1,022	957	291	666
MAINE	7,648	11,510	5,172	6,338	452	354	98	286	217	69
MARYLAND	39,914	63,761			4,118			953		
MASSACHUSETTS	56,478	83,307			5,270			2,553		
MICHIGAN	113,673	178,929	115,834	63,095	6,487	5,284	1,203	2,849	2,059	790
NEW HAMPSHIRE	6,008	10,566			341			219		
NEW JERSEY										
NEW MEXICO	10,453	16,518	10,379	6,136	540			285		
NEW YORK	220,743	338,557	214,385	124,172	26,039	22,106	3,933	6,587	4,046	2,541
OREGON	22,192	34,695	18,389	16,306	957	736	221	707	467	240
PENNSYLVANIA	25,155	41,503			761			271		
RHODE ISLAND	10,957	16,455			741			302		
VERMONT	5,262	7,364			219			110		
VIRGINIA	35,600	52,517	23,013	29,504	2,464	1,715	749	791	508	283
WEST VIRGINIA	10,928	15,952								
DEPARTMENT OF LAW ENFORCEMENT FLORIDA										
CANADA										
ONTARIO	23,210	38,362			875			3,272		
QUEBEC	35,452	40,916			7,545			2,633		

SERVICES

IV. STATISTICS

	C. 1972 Vehicle/Traffic for State/Province								
	3. Property Damage Experience	4. Registered Vehicles						c. Registration Required for Off-Highway Recreational Vehicles	NUMBER REGISTERED
		a. Total Registration	b. For Highway Use			(3) Motorcycles			
			(1) Total Motor Vehicles	TOTAL	PICKUPS				
HIGHWAY PATROLS									
ALABAMA	99,693	2,136,700		423,895	354,662	45,548			
ARIZONA	41,969	1,344,779	1,592,200	313,230	158,112	49,000			
CALIFORNIA	318,089	13,003,000	12,875,000	2,000,000		612,000	YES	41,000	
COLORADO	87,259	1,943,766	1,738,482	385,375	296,638	68,908	YES	9,877	
FLORIDA	175,695	6,382,298	5,933,501	687,736	142,478				
GEORGIA	116,074	3,218,400							
IOWA	67,384	2,248,968	2,012,245	419,928		97,354	YES	23,727	
KANSAS	61,830	1,862,006	1,805,031	459,093		88,894			
MINNESOTA	83,136	2,390,000							
MISSISSIPPI	29,612	1,377,794	1,281,590	353,674	269,563	23,003			
MISSOURI	134,465	2,926,300		592,293		80,685			
MONTANA	16,262						YES		
NEBRASKA	33,867	1,176,086	726,670	142,788		37,649			
NEVADA	17,909	446,663		92,618		15,864			
NORTH CAROLINA	85,396	3,692,919		617,973		75,711			
NORTH DAKOTA	14,769	497,798	446,292	143,687		15,744			
OHIO		7,069,098	5,828,197	524,709		179,359			
OKLAHOMA	53,642	2,094,172		582,000	372,636	84,536	YES	28,034	
SOUTH CAROLINA	67,565	1,481,776	1,155,576	257,356		22,515			
SOUTH DAKOTA	13,381	539,764	539,764	149,250		17,716	YES	7,500	
TENNESSEE	101,934	2,382,918	2,382,918	97,828	438,210	95,273			
TEXAS	346,292	7,578,325	7,578,325	1,668,853		215,333			
UTAH	27,916	959,160		200,130		46,561	YES		
WASHINGTON	63,837	2,728,122	2,315,310	492,853	407,422	80,678	YES	17,751	
WISCONSIN	77,135	2,501,240		375,865		69,878	YES	45,434	
WYOMING	10,839								
STATE POLICE									
ALASKA	9,758	191,788		9,347	41,309	11,413	YES	7,824	
ARKANSAS	40,748	1,400,000	364,000	70,000	45,000				
CONNECTICUT	9,660	1,771,305					YES		
DELAWARE									
IDAHO	15,912	776,962	641,458	111,886		35,941			
ILLINOIS	449,889	6,197,148		1,143,762		153,792			
INDIANA	155,252	3,188,773							
KENTUCKY	15,958	2,163,334	43,736	7,892		298			
LOUISIANA	93,064	2,219,386		438,489		45,236			
MAINE	17,084	564,000	557,835	108,260		16,128			
MARYLAND	90,297	1,956,240		257,189	247,421	28,827			
MASSACHUSETTS	105,528	2,882,000	2,543,000	279,000		60,000	YES	35,000	
MICHIGAN	214,075	5,852,330	5,160,965	700,711		226,000	YES	372,142	
NEW HAMPSHIRE	20,197	525,000	460,000	50,000		15,000	YES	36,170	
NEW JERSEY									
NEW MEXICO	10,528	875,000		192,141		29,700			
NEW YORK	179,741	7,542,093		710,541		86,891	YES		
OREGON	24,897	1,703,871	1,562,891	98,825		72,221	YES	5,161	
PENNSYLVANIA	42,226	6,901,661		765,000		183,521			
RHODE ISLAND	13,501	585,972		52,482		14,794			
VERMONT		269,236							
VIRGINIA	118,557	2,762,520		429,204		67,846			
WEST VIRGINIA	34,793	1,032,006	693,313	210,708		54,922			
DEPARTMENT OF LAW ENFORCEMENT FLORIDA									
CANADA									
ONTARIO	36,851	3,852,858		504,891		62,200	YES	200,465	
QUEBEC	97,313	2,923,328	1,852,727	260,546		111,869			

SERVICES

IV. STATISTICS

	C. 1972 Vehicle/Traffic for State/Province				
	5. Driver Licensing				
	a. Total Licensed	b. Classified Licenses	NUMBER LICENSED FOR LARGE COMBINATION VEHICLES	c. Motorcyclists Licensed	NUMBER LICENSED
HIGHWAY PATROLS					
ALABAMA	1,800,700			YES	
ARIZONA	1,184,421	YES		YES	56,910
CALIFORNIA	12,363,000	YES	249,500	YES	544,000
COLORADO	580,191	YES		YES	26,926
FLORIDA	5,023,876				
GEORGIA	3,205,921			YES	
IOWA	1,816,665			YES	128,676
KANSAS	1,564,697	YES	148,179	YES	
MINNESOTA	2,150,000	YES	83,783	YES	23,795
MISSISSIPPI	1,382,030			YES	
MISSOURI	2,650,286			YES	92,085
MONTANA	458,000				
NEBRASKA	1,139,080			YES	
NEVADA	390,000	YES	28,800	YES	37,500
NORTH CAROLINA	2,918,892				
NORTH DAKOTA	346,000	YES		YES	
OHIO	6,500,000			YES	48,989
OKLAHOMA	1,655,612				
SOUTH CAROLINA	1,320,000				
SOUTH DAKOTA	450,000			YES	
TENNESSEE	2,228,606			YES	83,547
TEXAS	7,575,000	Partial	1,100,000	YES	310,000
UTAH	770,979	YES	66,245	YES	65,873
WASHINGTON	2,007,862	YES	53,615	YES	74,889
WISCONSIN	2,527,731	YES	88,671	YES	82,739
WYOMING					
STATE POLICE					
ALASKA	165,000				
ARKANSAS	1,250,000			YES	5,260
CONNECTICUT	1,861,476	YES			
DELAWARE					
IDAHO	560,000				
ILLINOIS	5,969,996	YES			
INDIANA		YES			
KENTUCKY	1,680,000			YES	110,000
LOUISIANA	2,159,430	YES	241,981	YES	46,498
MAINE	557,000	YES			
MARYLAND	2,202,896	YES		YES	
MASSACHUSETTS	3,141,000	YES		YES	
MICHIGAN	5,570,000	YES	305,702	YES	24,091
NEW HAMPSHIRE	500,000	YES			20,000
NEW JERSEY				YES	
NEW MEXICO	685,000	YES	67,482	YES	10,204
NEW YORK	8,450,000	YES		YES	
OREGON	1,593,749			YES	112,279
PENNSYLVANIA	6,532,145			YES	
RHODE ISLAND	537,849	YES	36,000	YES	
VERMONT	282,972			YES	
VIRGINIA	2,670,493	YES	113,740	YES	77,160
WEST VIRGINIA	1,177,000				
DEPARTMENT OF LAW ENFORCEMENT FLORIDA					
CANADA					
ONTARIO	3,841,628			YES	140,000
QUEBEC	2,331,916	YES	727,343		

SERVICES

IV. STATISTICS

D. 1973 Vehicle/Traffic for State/Province										
1. Fatality Experience										
	a. Fatal Accidents	b. Deaths								
		(1) Comprehensive			(2) Pedestrian			(3) Bicyclist		
		TOTAL	URBAN	RURAL	TOTAL	URBAN	RURAL	TOTAL	URBAN	RURAL
HIGHWAY PATROLS										
ALABAMA	1,043	1,227	340	887	171	74	97	11	5	6
ARIZONA	817	967	257	710	142	80	62	16	12	4
CALIFORNIA	4,318	4,905	2,330	2,575	861	615	246	118	79	39
COLORADO	577	674	146	431	83			8		
FLORIDA	2,311	2,662	940	1,722	561	293	268	80	33	47
GEORGIA	1,626	1,912	357	1,555	265	107	176	23		
IOWA	682	813	144	669	61	30	31	14	3	11
KANSAS	516	623	130	493	43	26	17	7	4	3
MINNESOTA	878	1,024	317	707	149	87	62	17	6	11
MISSISSIPPI	738	883	153	730	112	33	79	7	5	2
MISSOURI	1,161	1,452	375	1,077	176	77	99	13	3	10
MONTANA	273	323								
NEBRASKA	373	433	112	321	44			5		
NEVADA	234	267	83	184						
NORTH CAROLINA	1,593	1,889	292	1,597	330	88	242	26	2	24
NORTH DAKOTA	167	208	14	194	15			2	1	1
OHIO	2,094	2,385	782	1,603	384	251	133	64	13	51
OKLAHOMA	682	797	248	249	91	56	35	6	4	2
SOUTH CAROLINA	833	967	118	849	163	37	126	22	5	17
SOUTH DAKOTA	228	286	40	246	21	8	13	4	1	3
TENNESSEE	1,235	1,427	446	981	164			16		
TEXAS	3,074	3,692	1,442	2,250	570	367	203	46	20	26
UTAH	304	361			42			5		
WASHINGTON	656	776	183	593	101	49	52	16	3	13
WISCONSIN	991	1,157	244	913	152	75	77	40	8	32
WYOMING	166	192	20	172	22	11	11			
STATE POLICE										
ALASKA	65	74	18	56	6	3	3	2		2
ARKANSAS	481	585	167	418	74			7		
CONNECTICUT	169	190			22					
DELAWARE	117	130			22			4		
IDAHO	279	349	30	319	27	8	19	2	1	1
ILLINOIS	2,042	2,369	1,177	1,192	394			54		
INDIANA	1,341	1,615	390	1,225	160	79	81	39	17	22
KENTUCKY	971	1,117			166			18		
LOUISIANA	950	1,151	233	918	193	70	123	24	8	16
MAINE	223	247	58	165	41	23	18	8	4	4
MARYLAND	725	822			174			15		
MASSACHUSETTS	928	1,010			241			23		
MICHIGAN	1,949	2,213	709	1,504	364	222	142	72	34	38
NEW HAMPSHIRE	127	145			27			2		
NEW JERSEY	1,192	1,365			319			34		
NEW MEXICO	528	638	129	399	115	64	51	8	5	3
NEW YORK	2,843	3,142	1,222	1,920	833	546	287	89	23	66
OREGON	557	635	268	367	95	56	39	12	7	5
PENNSYLVANIA	1,075	1,225			113			17		
RHODE ISLAND	119	131			31			2		
VERMONT	143	155	16	139	27	11	16	5	1	4
VIRGINIA	1,048	1,220	290	930	197	80	117	22	4	18
WEST VIRGINIA	414	478	24	454	65	11	54	1	1	
DEPARTMENT OF LAW ENFORCEMENT FLORIDA										
CANADA										
ONTARIO	1,061	1,340			167			69		
QUEBEC	1,766	1,774			412			23		

SERVICES

IV. STATISTICS

D. 1973 Vehicle/Traffic for State/Province										
2. Injury Experience										
	a. Injury Accidents	b. Injuries								
		(1) Comprehensive			(2) Pedestrian			(3) Bicyclist		
		TOTAL	URBAN	RURAL	TOTAL	URBAN	RURAL	TOTAL	URBAN	RURAL
HIGHWAY PATROLS										
ALABAMA	19,014	28,171	12,662	6,352	1,177	958	219	332	278	54
ARIZONA	24,030	39,545	26,345	13,200	859	782	77	805	740	65
CALIFORNIA	171,707	250,396	184,397	65,999	13,620	11,634	1,986	10,674	8,866	1,808
COLORADO	20,881	30,605			1,307			991		
FLORIDA	103,045	162,545	96,008	66,537	5,442	3,783	1,659	3,659	2,473	1,148
GEORGIA	25,475	38,929	15,059	23,870	1,627			411		
IOWA	24,683	35,059	19,680	15,379	1,172	990	182	758	634	124
KANSAS	20,654	31,528	21,325	10,203	700	616	84	506	472	34
MINNESOTA	27,925	42,772	29,101	13,671	2,041	1,755	286	1,250	1,060	190
MISSISSIPPI	6,456	10,047	4,082	5,965	333			115		
MISSOURI	28,127	50,715	30,181	20,534	1,861	1,671	190	629	480	149
MONTANA										
NEBRASKA	15,214	22,467			713			417		
NEVADA	5,944	9,557								
NORTH CAROLINA	44,841	72,072	30,763	41,309	2,102	1,319	783	1,029	604	425
NORTH DAKOTA	3,249	4,924			170			102		
OHIO		116,000								
OKLAHOMA	15,256	22,905	14,427	6,478	661	571	90	393	356	37
SOUTH CAROLINA	13,313	20,440	9,257	11,183	1,044	553	491	412	223	189
SOUTH DAKOTA	4,321	6,774	2,811	3,963	160	137	23	89	74	15
TENNESSEE	31,322	42,800								
TEXAS	87,631	132,635	98,379	34,256	5,347	4,770	577	2,600	2,370	230
UTAH	12,013	18,415			653			484		
WASHINGTON	38,324	58,039	30,677	27,362	1,594	1,207	387	1,137	743	394
WISCONSIN	38,246	57,252	31,364	25,888	2,248	1,878	370	1,490	1,210	280
WYOMING	3,582	5,886	1,978	3,908	100	81	19	109	97	12
STATE POLICE										
ALASKA	2,001	2,752			213			65		
ARKANSAS	15,035	24,197						229		
CONNECTICUT	5,219				126					
DELAWARE	4,182	6,194			351			157		
IDAHO	7,530	11,540	4,250	7,290	250	154	96	195	153	42
ILLINOIS	110,877	168,460	135,488	32,975	12,101			4,298		
INDIANA	49,268	70,650	39,376	31,099	2,759	2,389	390	1,796	1,422	374
KENTUCKY	28,913	18,443			248			69		
LOUISIANA	38,539	62,460	34,115	28,345	2,073	1,523	550	967	703	264
MAINE	7,936	11,811	5,360	6,451	422	338	84	310	242	68
MARYLAND	39,205	62,235			3,816			1,248		
MASSACHUSETTS	56,118	81,244			5,125			2,759		
MICHIGAN	110,285	169,485	108,170	61,315	6,204	5,082	1,122	4,013	2,807	1,206
NEW HAMPSHIRE	6,385	10,791			365			301		
NEW JERSEY										
NEW MEXICO	11,156	17,745	11,335	6,410	547	434	113	414	360	54
NEW YORK	212,716	322,707	204,987	117,720	25,328	21,662	3,666	8,374	5,217	3,157
OREGON	21,597	34,198	22,969	11,229	951	842	109	742	624	118
PENNSYLVANIA	26,412	43,027			655			315		
RHODE ISLAND	9,341	13,945			581			221		
VERMONT	3,090	7,111			220			147		
VIRGINIA	36,070	52,378	22,986	29,392	2,449	1,727	722	1,058	707	351
WEST VIRGINIA	11,279	16,606								
DEPARTMENT OF LAW ENFORCEMENT FLORIDA										
CANADA										
ONTARIO	23,210	38,362			875			3,272		
QUEBEC	34,994	42,166			6,717			669		

SERVICES

IV. STATISTICS

D. 1973 Vehicle/Traffic for State/Province								
	3. Property Damage Experience	4. Registered Vehicles					c. Registration Required for Off-Highway Recreational Vehicles	NUMBER REGISTERED
		a. Total Registration	b. For Highway Use			(3) Motorcycles		
			(1) Total Motor Vehicles	TOTAL	PICKUPS			
HIGHWAY PATROLS								
ALABAMA	104,989	2,311,081		445,770	354,230	57,938		
ARIZONA	45,758	1,470,700	1,750,514	360,584	180,516	56,410		
CALIFORNIA	333,144	13,398,000	13,357,000	2,108,000		625,000	YES 128,000	
COLORADO	89,970	2,298,582	1,886,414	423,511	330,864	81,871	YES 9,283	
FLORIDA	219,881	6,382,298	382,298	732,992	593,212	170,920		
GEORGIA	135,577	3,217,148	3,045,410	607,931		90,454		
IOWA	71,255	2,355,282	2,097,330	448,085		118,545	YES 32,969	
KANSAS	59,644	1,973,530	1,909,383	498,022		99,499		
MINNESOTA	79,153	2,531,037						
MISSISSIPPI	31,071	1,448,189	1,358,879	385,757	285,598	27,684		
MISSOURI	120,344	3,211,775		748,735		95,263		
MONTANA							YES	
NEBRASKA	32,124	1,176,086	728,670	142,788		37,649		
NEVADA	19,396	488,105		101,879		15,434		
NORTH CAROLINA	79,391	3,978,413		677,136		95,435		
NORTH DAKOTA	11,365	536,834	473,091	154,210		18,738		
OHIO		7,351,862	5,853,325	545,697		186,533		
OKLAHOMA	57,352	2,360,925	2,214,866	623,358	407,329	94,156	YES 31,895	
SOUTH CAROLINA	70,925	1,611,281	1,230,423	281,860		33,288		
SOUTH DAKOTA	10,436	546,700	546,700	149,300		19,737	YES 7,500	
TENNESSEE	107,463	2,474,959	2,688,884					
TEXAS	373,521	7,988,000	7,988,000	1,778,000		257,000		
UTAH	26,221	1,019,687		230,211		52,277	YES 4,650	
WASHINGTON	66,535	2,855,735	2,453,880	536,979	448,785	91,14	YES 16,990	
WISCONSIN	78,986	2,566,564		337,699		83,259	YES 520,863	
WYOMING	11,161							
STATE POLICE								
ALASKA	9,771	207,391		8,533	44,333	11,454	YES 5,168	
ARKANSAS	43,847	1,390,710	1,390,710	71,153	294,997	39,200		
CONNECTICUT	8,798							
DELAWARE	12,973	371,202	370,853	52,697		7,379		
IDAHO		707,876	616,003	48,723		43,150	YES 2,000	
ILLINOIS		6,572,869		1,279,194		177,827		
INDIANA	155,890	3,285,946						
KENTUCKY	17,733	2,163,334	36,569	10,080				
LOUISIANA		2,219,386	1,823,881	438,489		45,236		
MAINE	16,792	595,000	558,835	114,044		30,713		
MARYLAND	87,058	2,072,129		272,691	262,582	34,017		
MASSACHUSETTS	104,628	3,011,000	2,653,000	291,000		67,000	YES 42,000	
MICHIGAN	238,630	6,148,223	5,442,233	762,484		262,742	YES 372,142	
NEW HAMPSHIRE	17,339	555,000	489,000	48,000		18,000	YES 40,000	
NEW JERSEY								
NEW MEXICO		832,450		206,404		31,125		
NEW YORK	166,862	7,895,585		760,367		96,881	YES	
OREGON	24,328	1,825,952	1,646,351	106,166		82,336	YES	
PENNSYLVANIA		6,982,000		929,000		231,475	Not req'd. until 1974	
RHODE ISLAND	15,765	616,294		55,997		17,532	YES	
VERMONT		284,721					YES 45,000 snowmobiles	
VIRGINIA	120,519	3,512,222		514,417		51,534		
WEST VIRGINIA	34,731	1,032,006	693,313	210,708		54,922		
DEPARTMENT OF LAW ENFORCEMENT FLORIDA								
CANADA								
ONTARIO	36,851	3,582,858		504,891		62,200	YES 200,465	
QUEBEC	96,868	3,078,748	1,997,120	276,189		135,545	YES	

SERVICES

IV. STATISTICS

D. 1973 Vehicle/Traffic for State/Province				
	5. Driver Licensing			
	a. Total Licensed	b. Classified Licenses	NUMBER LICENSED FOR LARGE COMBINATION VEHICLES	c. Motorcyclists Licensed
HIGHWAY PATROLS				
ALABAMA	1,859,721			YES
ARIZONA	1,221,771	YES		YES 69,277
CALIFORNIA	12,775,000	YES		YES 580,000
COLORADO	606,854	YES		YES 31,313
FLORIDA	6,132,430			
GEORGIA	3,338,920	YES		YES
IOWA	1,860,024			YES 156,509
KANSAS	1,593,442	YES	150,952	YES
MINNESOTA	2,200,000	YES	173,078	YES 55,377
MISSISSIPPI	1,349,663			YES
MISSOURI	2,936,063			YES 119,342
MONTANA				
NEBRASKA	1,139,080			YES
NEVADA	415,000	YES	33,200	YES 42,000
NORTH CAROLINA	3,000,000			
NORTH DAKOTA	372,000	YES	19,775	YES 10,843
OHIO	6,750,000			YES 53,078
OKLAHOMA	1,695,221			
SOUTH CAROLINA	1,415,700			YES
SOUTH DAKOTA				
TENNESSEE	2,362,765			YES 105,158
TEXAS	7,575,000	YES	1,100,000	YES 310,000
UTAH	800,098	YES	74,400	YES 78,358
WASHINGTON	2,113,460	YES	64,404	YES 98,600
WISCONSIN	2,593,838	YES	92,903	YES 99,173
WYOMING				
STATE POLICE				
ALASKA	187,351			
ARKANSAS	1,250,000			
CONNECTICUT	1,893,288	YES		YES
DELAWARE	413,881	YES		YES 7,315
IDAHO	539,755			
ILLINOIS	6,125,676			
INDIANA		YES		
KENTUCKY	1,680,000			YES 110,000
LOUISIANA	2,159,430	YES	241,981	YES 46,498
MAINE	596,000	YES		
MARYLAND	2,291,014	YES	112,120	YES 63,420
MASSACHUSETTS	3,209,000	YES		YES
MICHIGAN	5,750,000	YES	316,116	YES 241,027
NEW HAMPSHIRE	565,000	YES		YES 30,000
NEW JERSEY				
NEW MEXICO	689,000	YES	69,091	YES 12,011
NEW YORK	9,827,833	YES		YES
OREGON	1,600,000			YES 115,000
PENNSYLVANIA	7,095,000			YES
RHODE ISLAND	558,127	YES	40,000	YES
VERMONT	292,070	YES		YES
VIRGINIA	2,954,154	YES	120,136	YES 108,891
WEST VIRGINIA	1,177,000			
DEPARTMENT OF LAW ENFORCEMENT FLORIDA				
CANADA				
ONTARIO	3,841,628			YES 140,000
QUEBEC	2,884,544	YES	878,062	

RECRUITMENT, SELECTION, TRAINING AND PROMOTION

Recruitment and Selection

During 1972 and 1973, highway patrols received 42,463 entry-level job applications and appointed a total of 3,276 sworn personnel; state police received 55,520 applications and appointed 3,015. By these figures, the highway patrols hired 7.7 percent and the

state police 5.4 percent of their applicants. However, since some agencies were unable to determine the numbers of applicants or the numbers which completed each step of the selection process, by utilizing only data from those responding agencies which were able to report applicants remaining after each step, the following results were obtained:

	Applicants	Percent Lost in Transition	Began Testing/Selection Process	Percent Lost in Transition	Placed On hiring List	Percent Lost in Transition	Appointed	
							Number	Percent
Highway Patrols	38,409	37.2	24,113	47.0	6,045	11.4	1,676	4.4
State Police	49,303	28.9	35,050	48.5	11,134	18.4	2,055	4.2
Provincial Departments	11,185	52.4	5,323	40.1	837	0.6	770	6.9

Note: percentages are those of the total original applications.

From the data compilations above, it appears that the average percentages of those appointed from those who had been placed on a hiring list of qualified applicants were: highway patrols, 27.7 percent; state police, 18.5 percent; and provincial police, 92.0 percent.

The number of departments which have a minority group recruitment program has nearly doubled since the 1972 *Comparative Data Report*. In the previous *Report*, 46 percent of the highway patrols were found to have a minority program as compared with 88 percent in this *Report*. The percentage of state police agencies providing minority programs has increased from 41 percent to 74 percent. Cadet programs have decreased in highway patrols from eight to six, but they have remained at the same level, five, among state police departments.

The percentage of white sworn personnel is declining among state police and highway patrol agencies. The departments report the following percentages during the years indicated: during 1972, 97.2 percent; in 1974, 96.5 percent; and estimated by 1976, 91.2 percent.

The following are the numbers of departments accepting sworn personnel at the minimum ages indicated:

	18	19	20	21	22	23	Other
Highway Patrols	4		2	12	3	4	1, no minimum
State Police	6	2	1	13	1		
Department of Law Enforcement							Yes
Provincial Departments					1		1 at 18.5

Seven (one in which two years of college was required) departments permitted entrance at the minimum age of 18 to 20 in 1972. As was then predicted, the minimum age standard has been revised downward. The number of respondents which now permit entrance

at 18 to 20 has increased to 17. In this *Report*, one Canadian department, 12 (46 percent) highway patrols, and 13 (57 percent) state police agencies have maintained the minimum at 21 years of age.

The expected rise in educational requirements for trooper appointment noted in the 1972 *Report* has not only failed to appear but has been reversed. The following are the numbers of departments accepting applicants with a GED in the years indicated:

	1972	1974
Highway Patrols	14 (54%)	17 (65%)
State Police	9 (39%)	18 (78%)

The controversial subject of height standards has shown some significant differences between the previous and present *Reports*. Twenty departments do not now have a set height minimum, whereas only four did not in the 1972 *Report*. Twelve (46 percent) highway patrols and 10 (43 percent) state police agencies have maintained a 5'8" or 5'9" height minimum, although waiver of this minimum is possible in two of the state police jurisdictions.

For the first time, respondents were asked if they accepted applicants who were color blind, and three highway patrols, five state police, and the Florida Department of Criminal Law Enforcement stated that they did so. The mode for minimum vision requirements continues to be 20/40, with 12 highway patrols, 10 state police, and one Canadian department setting such a standard for their applicants.

A polygraph examination for all applicants is required by five (19 percent) highway patrols and six (26 percent) state police agencies. No highway patrol utilizes a polygraph examination for only some of its applicants, but three (13 percent) of the state police departments do. However, from the responses in the resource document, it may be that as many as eight (35 percent) of the state police organizations use a polygraph for "all" applicants since two departments indicated that they tested immediately prior to appointment.

Training

The data which follow include budget figures of only those respondents which reported both total budgets and training budgets:

	Total Training Budget	Total Departmental Budget	Percent of Total Budget Expended for Training
Highway Patrols	\$ 9,648,020	\$477,149,248	2.0
State Police	12,093,813	480,587,849	2.5
One Provincial Department	213,525	76,577,000	0.3

Only two highway patrols and two state police agencies report that their recruits are trained in police schools or academies outside the respondents' departments.

Only two state agencies do not report in-service training programs for uniformed troopers. Following are some data compilations relative to state agencies' in-service training programs: (1) 32 (65 percent) departments report that their in-service programs for troopers are 40 or more hours per session; (2) 29 (59 percent) state that their in-service programs are on an annual cycle; (3) 42 (86 percent) provide in-service training for first-line supervisors; (4) 28 (57 percent) give in-service training to plainclothes officers; (5) 37 (76 percent) utilize in-service training for the rank of lieutenant; and (6) 34 (69 percent) require captains to attend in-service training.

Supervisory, promotional and educational data compilations show that: (1) One Canadian department, one (4 percent) state police, and six (23 percent) highway patrols have initiated management or career development programs; (2) 11 (42 percent) highway

patrols, 12 (52 percent) state police, and both provincial departments provide training to officers assigned or promoted to plainclothes assignments; (3) 22 (85 percent) highway patrols, 16 (70 percent) state police, and both provincial respondents provide training to officers promoted to first-line supervisor; (4) 15 (58 percent) highway patrols, nine (39 percent) state police, and one of the provincial departments provide training to those promoted to the rank next above first-line supervisor; and (5) 11 (42 percent) highway patrols and seven (30 percent) state police agencies provide training to those promoted to the next rank.

Promotional credit for college-level education is given by three (12 percent) highway patrols and three (13 percent) state police departments. Incentive pay for college-level education is provided in one (4 percent) highway patrol and two (9 percent) state police agencies.

Departments report the numbers of their sworn personnel who have completed the courses of instruction or obtained the degrees indicated as:

	Long Course NUTI	Long Course Southern Police Institute	FBI National Academy	Two Years College	Four Years College	Masters Degree	Law Degree	Doctoral Degree
Highway Patrol	139	94	215	2,063	895	33	1	8
State Police	201	101	270	1,211	878	68	5	9
Department of Law Enforcement				151		5	4	

Although minimum formal educational requirements for entry-level personnel have declined, the educational level of sworn personnel who are presently serving with the state police and highway patrols has apparently risen. The following are the increases in the present *Report* over the 1972 *Report* for those personnel completing the indicated education: Long Course NUTI, 20 percent; Long Course Southern Police Institute, 41 percent; FBI National Academy, 98 percent; two years of college, 44 percent; four years of college, 81 percent; masters degree, 60 percent; and doctoral degree, 113 percent.

A special effort was made in this *Report* to determine the steps through which entry-level personnel progress to the point at which they become full-fledged officers, having completed their recruit-level training. The most prevalent method was to train recruits in a formal police training school or academy as the first step, and 21 (81 percent) highway patrols and 18 (78 percent) state police agencies have adopted this procedure.

However, three (12 percent) highway patrols and four (17 percent) state police departments place new personnel on patrol with an experienced officer prior to attendance at a formal training school. The most interesting data are that nine (35 percent) highway patrols, seven (30 percent) state police, and one provincial department return their recruits to the formal training academy a second time prior to the completion of their recruit training program.

The average number of hours spent by recruits in a training academy is 592 (range, 180 to 1,115) in highway patrol jurisdictions and 833 (range, 200 to 1,680) in state police departments. The average number of hours the recruits spend on the road under the direction of an experienced trooper or training officer is 446 (range, 80 to 2,000) in highway patrols and 403 (range, none to 1,288) in state police agencies.

The average number of hours of instruction received by recruits in training academies for the following subjects are:

	Criminal Codes	Traffic Codes	Evidence, Accident		First Aid	Police		Fire-arms
			Search, Seizure	Investigation		Community Relations	Personal Defense	
Highway Patrols	32	44	18	54	37	9	31	37
State Police	50	47	20	37	37	12	30	50
Provincial Dept (1 reporting)	200	35	35	25	25	10	40	

	Physical Conditioning	Mob/Riot Control	Role Playing	Driving		Public Speaking		
				Typing	English		Pursuit	Defensive
Highway Patrols	56	14	17	20 (1 agency)		15	21	14
State Police	51	16	21	16		14	19	16
Provincial Dept (1 reporting)	40	20	15		15			

Training of Local Agencies' Personnel

In 23 (88 percent) highway patrol and in all state police jurisdictions, personnel of local law enforcement agencies are provided training to some degree by the state department. In eight (31 percent) highway patrol and nine (39 percent) state police jurisdictions, training of local law enforcement personnel is required of the state department by law. The Florida Department of Criminal Law Enforcement is required to instruct mem-

bers of local police agencies. One provincial department provides training to local officers, but this instruction is not mandated by law. In 22 (48 percent) of the states in which such training is conducted, the students' agencies pay all or part of the expenses of their training.

The following are the types of training provided by the responding agencies and the numbers of jurisdictions in which these types are provided:

	Recruit	In-Service	Promotional	Management	Specialized
Highway Patrols	17	18	4	15	23
State Police	13	17	5	13	22
Department of Law Enforcement	Yes	Yes	Yes	Yes	Yes
Provincial Department	1	1		1	1

Tenure and Promotion

As a special field of interest, the resource document for this *Report* was designed to determine the number of ranks down from the top of each responding agency

the rankholders served at the pleasure of the appointing authority, that is the number of exempt position ranks. Following are the data from the respondents which answered:

Number of Ranks from the Top Which Are Exempt (appointed) Positions	None One Two Three Four Five Six More Than Six						
	Highway Patrols	3	5	6	3	3	
State Police		9	3	3	1	1	1
Total	3	14	9	6	4	1	1

The 14 departments in which only the respondent's chief executive officer occupies an exempt position constitute 36 percent of the agencies which responded on this point. The nine departments in which only the two top positions are exempt constitute 23 percent of those responding on this point. Together with the departments in which the top three positions are exempt (six, 15 percent), it appears that approximately 75 percent of the agencies' do not extend exempt positions

below that of the third highest ranking officer in the department. In only three (8 percent) departments, all highway patrols, is the agency head tenured.

The following data compilation deals with the promotional process utilized by departments for the purpose of selecting and promoting their highest ranking tenured (merit system, civil service, etc.) officer and states the number of departments using the indicated processes:

	Written Examination	Evaluation by Superiors	Evaluation by Those of Equal Rank	Evaluation by Subordinates	Oral Board
Highway Patrols*	10	15	2	None	10
State Police**	2	10	1	None	5

*Eighteen departments reporting
 **Twelve departments reporting

The following number of departments utilize a single procedure for the selection of their top ranking tenured officer and that process is:

	Evaluation by Superiors	Oral Board
Highway Patrols	4	1
State Police	7	2

Only two highway patrols and two state police agencies utilize evaluation by personnel of equal rank during the promotional procedures for any of their ranks. Only one highway patrol and one state police department include evaluation by subordinates within their promotional processes for any of their ranks.

The following numbers of departments utilize the indicated promotional procedures for the purpose of selecting and promoting first-line supervisors:

	Written Examination	Evaluation by Superiors	Evaluation by Those of Equal Rank	Evaluation by Subordinates	Oral Board
Highway Patrols*	16	17	2	1	12
State Police**	10	11	1	1	9

*Eighteen departments reporting
 **Twelve departments reporting

Only one highway patrol and one state police department utilize a single procedure to select first-line supervisors, and in each case the method chosen is an evaluation by superiors.

Transfers and Assistance to Those Transferred

In only one highway patrol and one provincial agency are the departmental administrators unable to transfer sworn personnel against their wishes. In the highway patrol, the officers' right grows out of a union agreement, and transfers are by seniority. In the provincial department, transfers are made on the basis of years of service.¹

The following data compilation relates to departmental assistance provided to sworn personnel upon geographical transfer:

	Some Assistance/ Compensation Provided	Transfer by Employee's Request	Transfer by Agency, In Grade	Transfer Upon Promotion	Disciplinary Transfer
Highway Patrols	26 (100%)	10 (38%)	26 (100%)	26 (100%)	21 (81%)
State Police	15 (65%)	4 (17%)	15 (65%)	15 (65%)	11 (48%)
Department of Law Enforcement	Yes		Yes	Yes	Yes
Provincial Departments	2	1	2	2	2

In addition, one provincial department will move an officer upon retirement or the widow of a deceased officer.

¹The staff was not able to determine if the senior officer is permitted the transfer only when there is an opening, or if the years of service was by time in grade or by time of original entry. The staff assumes that transfers are permitted only when there is an opening, and that seniority is by time in grade.

The criteria upon which the decisions to provide assistance to transferred officers are based are:

	Mileage	Requirement to Reside within the Newly Assigned Area, County, or Beat	Administrative Discretion
Highway Patrols	13 (50%)	7 (27%)	1 (4%)
State Police	2 (9%)	6 (26%)	1 (4%)
Department of Law Enforcement			Yes
Provincial Department			1

The remaining agencies can be assumed to utilize administrative discretion in their determination of whether or not to provide assistance to transferred officers.

Five (19 percent) highway patrols, three (13 percent) state police, the Florida Department of Criminal Law Enforcement, and one Canadian department do not report weight or property limitations on the property they will move for the transferred officers. Of departments which do prescribe weight limits, the average limit is 9,300 (range, 6,500 to 12,500) pounds for both highway patrols and state police and 12,000 pounds for the one Canadian department. The most common items of property which will not be moved by the departments are vehicles, boats, livestock, farm equipment, and building and business materials.

One state police department has contracted with a mover to effect all moves for a fixed annual sum. Two

	Moving Insurance on Transferee's Effects	Some or All Costs of Utility Installation	Transportation/Mileage to New Area	For Family Members Also	Provide Assistance for Expenses of Sealing Home or Breaking Lease
Highway Patrols	9 (35%)	5 (19%)	10 (38%)	4 (15%)	2 (8%)
State Police	10 (38%)	3 (13%)	6 (26%)	3 (13%)	
Department of Law Enforcement	Yes		Yes		
Provincial Departments	2	1	2	2	2

highway patrols and two state police agencies required their personnel to select movers from a list of approved companies.

Seven (27 percent) highway patrols and two (9 percent) state police organizations provide a state truck for the transferred officer's use for his moving, and in only one highway patrol does the officer pay for the truck's fuel. Five (19 percent) highway patrols, three (13 percent) state police, and one provincial department permit their transferred personnel to move during on-duty time, and three of the state agencies assign other on-duty personnel to assist the transferred officer in his moving.

The following are data compilations concerning agencies which provide payment for subsistence and/or meals to the officer during the time in which he is effecting his move:

	Payment for Subsistence/ Meals	Average Maximum Days During Which Subsistence/ Meals Will Be Paid
Highway Patrols	18 (69%)	26 (range, 2 to 120, with 8 paying for 30 or more days)
State Police	10	17 (range, 2 to 30)
Department of Law Enforcement	Yes	30
Provincial Departments	2	30 and 15

Three (12 percent) highway patrols, four (17 percent) state police, and both Canadian departments will pay for necessary storage of the transferee's effects. All highway patrols and two of the state police limiting the storage to a 30-day maximum.

Other compensation or assistance provided:

RECRUITMENT, SELECTION, TRAINING AND PROMOTION

I. RECRUITMENT

	A. Recruitment Responsibility				B. Sworn Position Recruitment, 1972-1973			
	1. Govern- mental Personnel Agency	2. Civil Service Board	3. Police Agency	4. Other	1. 1972			
					a. Applica- tions	b. Took First Screening Examina- tion	c. Placed on Hiring List	d. Appointed
HIGHWAY PATROLS								26
ALABAMA	YES		YES					66
ARIZONA			YES		1,220	431	293	227
CALIFORNIA		YES	YES		5,490	3,668	938	66
COLORADO			YES		301	160	116	130
FLORIDA			YES			267	116	
GEORGIA	YES		YES		510	342	None	None
IOWA			YES		713	496	131	49
KANSAS			YES					17
MINNESOTA		YES			1,200	400	53	32
MISSISSIPPI	YES				440	343	164	
MISSOURI			YES					
MONTANA			YES		None			26
NEBRASKA			YES		225	121	58	20
NEVADA	YES				326	245	88	97
NORTH CAROLINA			YES		360	360		10
NORTH DAKOTA			YES		91	70	19	146
OHIO			YES		5,042	3,362	170	51
OKLAHOMA			YES		232		51	57
SOUTH CAROLINA			YES		287	287	131	10
SOUTH DAKOTA		YES	YES		165	165	65	89
TENNESSEE	YES		YES					236
TEXAS			YES		430			25
UTAH	YES	YES	YES		524	291	155	38
WASHINGTON	YES							74
WISCONSIN	YES		YES		2,540	2,200	300	
WYOMING	YES		YES					
STATE POLICE								
ALASKA	YES							31
ARKANSAS			YES		253	253	23	20
CONNECTICUT	YES		YES		243	128	45	51
DELAWARE			YES					123
IDAHO	YES		YES					67
ILLINOIS				State Police Merit Board	1,702	1,026	51	16
INDIANA			YES	Minority Recruitment Team	2,097	1,779	159	101
KENTUCKY			YES		378	289	154	210
LOUISIANA		YES	YES					249
MAINE			YES					26
MARYLAND	YES		YES		749	376	225	41
MASSACHUSETTS			YES		3,852	2,826	645	91
MICHIGAN		YES	YES		2,700	1,640	898	158
NEW HAMPSHIRE	YES		YES		99	58	40	230
NEW JERSEY		YES				524	284	6
NEW MEXICO			YES		289	218	176	8
NEW YORK			YES					110
OREGON			YES		740			
PENNSYLVANIA			YES		4,800	3,570	1,718	
RHODE ISLAND			YES		742	725	6	
VERMONT			YES		1,200	300	10	
VIRGINIA			YES		472			
WEST VIRGINIA			YES					
DEPARTMENT OF LAW ENFORCEMENT FLORIDA	YES		YES					
CANADA								
ONTARIO			YES		2,002	779	143	153
QUEBEC			YES		3,928	2,106	404	353

RECRUITMENT, SELECTION, TRAINING AND PROMOTION

I. RECRUITMENT

	B. Sworn Position Recruitment, 1972-1973				C. Recruitment Programs						
	2. 1973				1. Cadet	2. Minority	3. Percentage of Sworn Personnel by Race/National Origin				
	a. Applica- tions	b. Took First Screening Examina- tion	c. Placed on Hiring List	d. Appointed			a. White				
					1972	1973	1974	ESTIMATED			
								1975	1976		
HIGHWAY PATROLS											
ALABAMA				24		YES	97.9	95.5	95.3	93.8	93.2
ARIZONA	2,118	623	322	147	YES	YES	91.6	90.1	89.1	87.7	
CALIFORNIA	12,600	8,549	2,471	360		YES	94.75	95.17	94.58	93.69	92.70
COLORADO	763	294	128	115		YES	91	91	90	87	83
FLORIDA		284	148	148			99.6	99	99	98	97
GEORGIA					YES	YES	99	98	95	85	75
IOWA	486	367	92	23		YES					
KANSAS	No testing; Hired from existing list			36		YES	98.43	98.49	98.37		
MINNESOTA	1,500	500	42	17		YES					
MISSISSIPPI	406	300	160	63	YES	YES					
MISSOURI						YES		99.32	98.24		
MONTANA	323	323		33							
NEBRASKA	394	280	62	47		YES	98.65	98.65	97.62	95.24	92.86
NEVADA	480	362	83	21		YES	96.69	95.74	96.02	94.70	93.37
NORTH CAROLINA	303	303		97		YES	98.7	97.7	96.5	93.9	
NORTH DAKOTA	43	36	10	5		YES			95		
OHIO	1,242	892	123	99	YES	YES			98.9		
OKLAHOMA	229		60	32	YES	YES			97	97	97
SOUTH CAROLINA	429	429	124	79		YES	97	97	96	95	93
SOUTH DAKOTA	215	215	78	20		YES					
TENNESSEE				115		YES	98.6	98.2	97.9	94.5	89.0
TEXAS	571			222		YES	96.61	96.34	95.0	94.37	93.81
UTAH	265	123	67	21		YES			98.6		
WASHINGTON		218	93	60	YES	YES	98.3	98.1	97.9	97.6	96.3
WISCONSIN						YES	96.4	97	97.6	94.6	92
WYOMING							100	100	100	100	100
STATE POLICE											
ALASKA						YES					
ARKANSAS	390	390	64	48		YES	98.4	98.4	98.9	97.8	94.6
CONNECTICUT						YES		98.8	98.7		
DELAWARE	375	375	72	60					97.6	97.4	96.7
IDAHO	256	243	133	15		YES					
ILLINOIS	1,839	1,100	31	31		YES	98.2	98.2	98.2	96	92
INDIANA	1,038	900	91	61		YES	99.6	99.6	99.6		
KENTUCKY	477	412	226	97	YES	YES	99.7	100	99.2	95	90.5
LOUISIANA						YES					
MAINE				22		YES	100	100	100		
MARYLAND	653	301	193	88	YES	YES	98	97.4	96	93	88
MASSACHUSETTS	6,285	5,102	824	190		YES	99.89	98.8	97.9	96.9	95.0
MICHIGAN	3,230	3,230	657	238	YES	YES	99.1	98.4	97.8	96.4	94.6
NEW HAMPSHIRE	207	126	52	21			100	100	100		
NEW JERSEY		1,488	658	93		YES	98.14	98.35	98.42	No recruitment	
NEW MEXICO	205	135	71	18			65.6	65.9	66.6	65.5	64.5
NEW YORK	11,434	9,142	4,523	134		YES	99	99	99		
OREGON	757			66	YES	YES		88	90	88	86
PENNSYLVANIA	5,159	3,171	651	156		YES	98.7	98.4	98.4	97.5	96.4
RHODE ISLAND	858	821	13	13			98.8	98.8	98.8	97.3	96.4
VERMONT	1,400	350	12	8							
VIRGINIA	641	311	187	91		YES	99.4	99.4	99.4		
WEST VIRGINIA					YES		99.96	99.92	99.92		
DEPARTMENT OF LAW ENFORCEMENT FLORIDA						YES					
CANADA											
ONTARIO	1,393	906	93	87							
QUEBEC	3,892	1,532	197	187	YES						

RECRUITMENT, SELECTION, TRAINING AND PROMOTION

I. RECRUITMENT

C. Recruitment Programs														
3. Percentage of Sworn Personnel by Race/National Origin														
b. Black					c. Spanish/Mexican-American					d. American Indian				
1972	1973	1974	ESTIMATED		1972	1973	1974	ESTIMATED		1972	1973	1974	ESTIMATED	
			1975	1976				1975	1976				1975	1976
HIGHWAY PATROLS														
ALABAMA	2.1	4.5	4.7	6.2	6.8						1.5	1.5	1.7	1.9
ARIZONA		1.3	1.2	1.4	1.9		7.0	7.3	7.8	8.5				
CALIFORNIA	1.62	1.71	1.86	2.05	2.29	2.87	3.00	3.26	3.77	4.34	.03	.03	.03	.06
COLORADO	1	1	1	3	5	6	6	7	8	10	1	1	1	1
FLORIDA	.4	.1	.1	1.5	2				.5	1				
GEORGIA	1	2	5	15	25									
IOWA														
KANSAS	.94	.90	1.09			.63	.60	.54						
MINNESOTA														
MISSISSIPPI								.27			.13	.13		
MISSOURI		.54	1.35			1	1	1	1		3	3	3	3
MONTANA				.26	.52	.78	.83	.83	1.60	3.20	4.80	.52	.52	.52
NEBRASKA													1.04	1.56
NEVADA	1.65	2.83	2.64	3.31	3.97	1.65	1.41	1.32	1.98	2.64				
NORTH CAROLINA	1	2	3	5				.1	.1		.3	.3	.4	1
NORTH DAKOTA													5	
OHIO			.9					.2					1.10	1.10
OKLAHOMA			1.47	1.47	1.47			.18	.18	.18				
SOUTH CAROLINA	3	3	4	5	7									
SOUTH DAKOTA														
TENNESSEE	1.3	1.7	2.0	5.0	10.0						0.1	0.1	0.1	0.5
TEXAS	.28	.33	1.05	1.14	1.43	3.11	3.33	3.95	4.49	4.76				
UTAH								1.2					.2	
WASHINGTON	.5	.53	.8	.9	1.2	.13	.13	.25	.61	1.06	1.06	1.05	1.01	1.23
WISCONSIN	2	1.6	1	2	3	.6	.6	.6	1.2	1.5	1	.8	.8	1.2
WYOMING														
STATE POLICE														
ALASKA														
ARKANSAS	1.6	1.6	1.1	2.2	5.4									
CONNECTICUT		1	1				.24	.35						
DELAWARE			1.8	2.5	3.2								.4	
IDAHO			1	1	1	1	1	1	3	4			1	2
ILLINOIS	1.8	1.8	1.8	4	8									
INDIANA	.4	.4	.4											
KENTUCKY	.3		.8	5.0	9.5									
LOUISIANA														
MAINE														
MARYLAND	2	2.6	4	7	12									
MASSACHUSETTS	.11	1.2	2.1	3.0	4.0				.1	1.0				
MICHIGAN	.7	.9	1.4	2.4	3.4	.1	.6	.7	1	1.5	.1	.1	.1	.2
NEW HAMPSHIRE														
NEW JERSEY	1.36	1.22	1.17	No recruitment		.13	.25	.23	No recruitment		.13	.12	.12	No recruitment
NEW MEXICO	.7	1	1	1	1.2	33	32.5	31.5	32.3	32.7	.7	.7	1	1.3
NEW YORK	.3	.4	.5			.2	.3	.3			.1	.2	.2	
OREGON		4	1	2	3		2	3	4	4		2	1	2
PENNSYLVANIA	1.1	1.5	1.5	2.3	3.2	.02	.05	.05	.17	.28				
RHODE ISLAND	1.2	1.2	1.2	2.7	3.6									
VERMONT														
VIRGINIA	.6	.6	.6											
WEST VIRGINIA	.01	.02	.02			.01	.02	.02			.02	.04	.04	
DEPARTMENT OF LAW ENFORCEMENT														
FLORIDA														
CANADA														
ONTARIO														
QUEBEC														

RECRUITMENT, SELECTION, TRAINING AND PROMOTION

I. RECRUITMENT

II. SELECTION CRITERIA FOR TROOPER APPOINTMENT

C. Recruitment Programs					A. Residency		
3. Percentage of Sworn Personnel by Race/National Origin					1. Prior Residency Required	2. Duration in Months	3. Waived for Returning Veterans
e. Other							
1972	1973	1974	ESTIMATED				
			1975	1976			
HIGHWAY PATROLS							
ALABAMA							
ARIZONA							
CALIFORNIA	.71	.07	.25	.4	.55		
COLORADO	1	1	1	1	1	YES	12
FLORIDA							
GEORGIA							
IOWA							
KANSAS							
MINNESOTA							
MISSISSIPPI						YES	60
MISSOURI							YES, if resident prior to service
MISSOURI		.54	1.35				
MONTANA						YES	12
NEBRASKA							YES
NEBRASKA							NO, but 5 point preference for 6 months
NEVADA	1.65	2.83	2.64	3.31	3.97		
NORTH CAROLINA	1	2	3	5			
NORTH DAKOTA							
OHIO			.9			YES	12
OKLAHOMA			1.47	1.47	1.47	YES	24
SOUTH CAROLINA	3	3	4	5	7	YES	12
SOUTH DAKOTA							
TENNESSEE	1.3	1.7	2.0	5.0	10.0		
TEXAS	.28	.33	1.05	1.14	1.43		
UTAH							
WASHINGTON	.5	.53	.8	.9	1.2		
WISCONSIN	2	1.6	1	2	3	YES	10 days
WYOMING							
STATE POLICE							
ALASKA						YES	Presence prior to application
ARKANSAS							
CONNECTICUT							
DELAWARE						YES	12
IDAHO							YES
ILLINOIS							
INDIANA							
KENTUCKY							
LOUISIANA							
MAINE						YES	6
MARYLAND							
MASSACHUSETTS						YES	12
MICHIGAN						YES, 1 year or 4 years	Between 17 & 30 months
NEW HAMPSHIRE							
NEW JERSEY	.06	.06	.06	No recruitment			
NEW MEXICO							
NEW YORK							
OREGON		2	3	2	3		
PENNSYLVANIA						YES	12
RHODE ISLAND						YES	12
VERMONT							
VIRGINIA							
WEST VIRGINIA						YES	None
DEPARTMENT OF LAW ENFORCEMENT							
FLORIDA							
CANADA							
ONTARIO							
QUEBEC							

II. SELECTION CRITERIA FOR TROOPER ASSIGNMENT

	B. Age																	a. Underage Applicant Hired as Cadets or Temporary Civilian	b. For Returning Veterans
	1. Minimum							2. Maximum							3. Waiver				
	18	19	20	21	22	23	OTHER	29	30	31	32	33	34	35	OTHER				
HIGHWAY PATROLS																			
ALABAMA				YES											36				
ARIZONA				YES					YES							YES	YES		
CALIFORNIA	YES									YES						YES			
COLORADO						YES								YES		YES			
FLORIDA	YES											YES				YES			
GEORGIA				YES											40	YES			
IOWA					YES					YES						YES			
KANSAS					YES									YES					
MINNESOTA	YES														60				
MISSISSIPPI						YES	Under 23 with BA							YES					
MISSOURI				YES						YES						YES			
MONTANA					YES									YES					
NEBRASKA				YES										YES					
NEVADA				YES										YES					
NORTH CAROLINA			YES												None	YES			
NORTH DAKOTA				YES							YES								
OHIO				YES						YES						YES			
OKLAHOMA						YES								YES					
SOUTH CAROLINA				YES					YES							YES			
SOUTH DAKOTA				YES										YES					
TENNESSEE				YES						YES						YES			
TEXAS			YES											YES					
UTAH							None							YES					
WASHINGTON				YES					YES							YES	YES		
WISCONSIN	YES													YES					
WYOMING						YES									37				
STATE POLICE																			
ALASKA				YES											45	YES			
ARKANSAS					YES					YES									
CONNECTICUT	YES																		
DELAWARE				YES					YES										
IDAHO		YES													None				
ILLINOIS			YES								YES								
INDIANA				YES								YES							
KENTUCKY				YES					YES										
LOUISIANA	YES													YES					
MAINE				YES								YES							
MARYLAND				YES					YES							YES			
MASSACHUSETTS		YES						YES											
MICHIGAN				YES					YES							YES			
NEW HAMPSHIRE				YES					YES										
NEW JERSEY	YES													YES					
NEW MEXICO				YES										YES					
NEW YORK				YES											28		Up to 6 years		
OREGON				YES											None	YES			
PENNSYLVANIA				YES				YES								YES			
RHODE ISLAND	YES							YES											
VERMONT	YES											YES							
VIRGINIA				YES				YES								YES			
WEST VIRGINIA	YES								YES							YES			
DEPARTMENT OF LAW ENFORCEMENT																			
FLORIDA	YES														None				
CANADA																			
ONTARIO				YES										YES					
QUEBEC							18.5		YES							YES			

II. SELECTION CRITERIA FOR TROOPER ASSIGNMENT

	C. Education					D. Height											
	1. No Requirement	2. Less than 12 Years	3. High School Graduation	4. College Years				5. G.E.D.	1. No Requirement	2. Minimum							
				a. One	b. Two	c. Three	d. Graduate			NONE	5'6"	5'7"	5'8"	5'9"	OTHER		
HIGHWAY PATROLS																	
ALABAMA								YES									YES
ARIZONA								YES									YES
CALIFORNIA								YES								YES	male
COLORADO								YES			YES, female					YES, male	
FLORIDA								YES									YES
GEORGIA								YES									5'8-1-2"
IOWA								YES	YES	YES							
KANSAS								YES	YES								
MINNESOTA						YES			YES	YES							
MISSISSIPPI										YES							
MISSOURI									YES								YES
MONTANA									YES								YES
NEBRASKA									YES								5'10"
NEVADA								YES	YES								
NORTH CAROLINA									YES								YES
NORTH DAKOTA									YES								YES
OHIO								YES		YES							YES
OKLAHOMA											30 hrs						YES
SOUTH CAROLINA									YES	YES							YES
SOUTH DAKOTA									YES							YES	
TENNESSEE									YES								YES
TEXAS										YES							YES
UTAH										YES							YES
WASHINGTON										YES							5'10"
WISCONSIN										YES							YES
WYOMING										YES							YES
STATE POLICE																	
ALASKA									YES	YES							
ARKANSAS										YES							
CONNECTICUT	YES									YES							5'10"
DELAWARE										YES	YES						
IDAHO		YES								YES	YES						
ILLINOIS			YES							YES	YES						
INDIANA				YES						YES							YES
KENTUCKY				YES					YES								YES
LOUISIANA	YES									YES	YES						
MAINE				YES						YES	YES						
MARYLAND				YES					YES			YES					
MASSACHUSETTS		YES						YES									YES
MICHIGAN				YES					YES								YES
NEW HAMPSHIRE				YES					YES								YES
NEW JERSEY	YES									YES							YES
NEW MEXICO				YES							YES						YES, but waived in 1974 experiment
NEW YORK				YES												YES	Bd. of Supv. may waive
OREGON				YES						YES	YES						YES
PENNSYLVANIA				YES				YES				YES					
RHODE ISLAND	YES							YES			YES		YES				
VERMONT	YES									YES			YES				
VIRGINIA				YES				YES									YES
WEST VIRGINIA	YES								YES								YES
DEPARTMENT OF LAW ENFORCEMENT																	
FLORIDA	YES											YES				YES	
CANADA																	
ONTARIO				YES							YES						
QUEBEC											YES						5'4" female

RECRUITMENT, SELECTION, TRAINING AND PROMOTION

II. SELECTION CRITERIA FOR TROOPER ASSIGNMENT

	D. Height						E. Weight							4. Favorable Medical Opinion of Height/Weight/Age Considered		
	3. Maximum						1. No Requirement	2. Minimum								
	NONE	6' 3"	6' 4"	6' 5"	6' 6"	OTHER		NONE	145	150	155	160	165		OTHER	
HIGHWAY PATROLS																
ALABAMA	YES										YES					
ARIZONA				YES											132	
CALIFORNIA					YES										135	
COLORADO					YES						YES					
FLORIDA					YES						YES					
GEORGIA					YES		YES								Proportionate to height	
IOWA															125	
KANSAS							YES									
MINNESOTA							YES									
MISSISSIPPI	YES											YES				
MISSOURI	YES															
MONTANA	YES														Proportionate to height	
NEBRASKA															Proportionate to height	
NEVADA					YES				YES							
NORTH CAROLINA					YES				YES							
NORTH DAKOTA											YES					
OHIO			YES								YES					
OKLAHOMA	YES											YES				
SOUTH CAROLINA							YES									
SOUTH DAKOTA			YES					YES							Dr. opinion, proportionate to height	
TENNESSEE	YES										YES					
TEXAS															Not less than 2 lbs./in. of height	
UTAH	YES									YES						
WASHINGTON															Proportionate to height	
WISCONSIN								YES								
WYOMING		YES										YES				
STATE POLICE																
ALASKA							YES									
ARKANSAS	YES														175	
CONNECTICUT							YES									
DELAWARE							YES									
IDAHO							YES									
ILLINOIS															Proportionate to height	
INDIANA				YES											Proportionate to height	
KENTUCKY							YES									
LOUISIANA															Proportionate to height	
MAINE				YES											Proportionate to height	
MARYLAND			YES			Medical Div. may waive				YES					Female-116	
MASSACHUSETTS					YES						YES					
MICHIGAN	YES										YES					
NEW HAMPSHIRE					YES						YES					
NEW JERSEY	YES														YES, but waived in 1974 experiment	
NEW MEXICO	YES						YES									
NEW YORK						6' 8"			YES							
OREGON							YES									
PENNSYLVANIA				YES		Females-6'									Male-130; Female-115	
RHODE ISLAND							YES									
VERMONT							YES									
VIRGINIA			YES							YES						
WEST VIRGINIA					YES										Accord with build and height	
DEPARTMENT OF LAW ENFORCEMENT																
FLORIDA							YES									
CANADA																
ONTARIO	YES										YES				Female-110	
QUEBEC			YES			6' 4" is not absolute				YES						

RECRUITMENT, SELECTION, TRAINING AND PROMOTION

II. SELECTION CRITERIA FOR TROOPER ASSIGNMENT

	E. Weight						4. Favorable Medical Opinion of Height/Weight/Age Considered
	3. Maximum						
	NONE	215	220	225	230	OTHER	
HIGHWAY PATROLS							
ALABAMA							Proportionate to height
ARIZONA							238
CALIFORNIA							242
COLORADO	YES						Maximum only
FLORIDA							3-1/4 lbs. per inch
GEORGIA	YES						YES
IOWA					YES		
KANSAS							YES
MINNESOTA							YES
MISSISSIPPI	YES						YES
MISSOURI							Varies according to height
MONTANA							Proportionate to height
NEBRASKA	YES						YES
NEVADA	YES						
NORTH CAROLINA		YES					
NORTH DAKOTA			YES				YES
OHIO							Proportionate to height
OKLAHOMA							188-246 proportionate to age & height
SOUTH CAROLINA							YES
SOUTH DAKOTA							Dr. opinion, proportionate to height
TENNESSEE	YES						YES
TEXAS							3-1/2 lbs. per inch
UTAH							240
WASHINGTON							Proportionate to height
WISCONSIN							Proportionate to height
WYOMING				YES			YES
STATE POLICE							
ALASKA							YES
ARKANSAS	YES						YES
CONNECTICUT							YES
DELAWARE							YES
IDAHO							
ILLINOIS							
INDIANA							Proportionate to height
KENTUCKY							YES
LOUISIANA							YES
MAINE							Proportionate to height
MARYLAND				YES			YES
MASSACHUSETTS							240
MICHIGAN							250
NEW HAMPSHIRE	YES						YES
NEW JERSEY	YES						YES
NEW MEXICO	YES						YES
NEW YORK							240
OREGON							YES
PENNSYLVANIA		YES					Female-175
RHODE ISLAND							YES
VERMONT							YES
VIRGINIA			YES				
WEST VIRGINIA							Accord with build & height
DEPARTMENT OF LAW ENFORCEMENT							
FLORIDA							YES
CANADA							
ONTARIO	YES						YES
QUEBEC					YES		

RECRUITMENT, SELECTION, TRAINING AND PROMOTION

II. SELECTION CRITERIA FOR TROOPER ASSIGNMENT

	F. Vision					2. Color Blind Accepted
	1. Weakest Uncorrected Vision Permitted					
	20/30	20/40	20/50	20/60	OTHER	
HIGHWAY PATROLS						
ALABAMA					Any corrected to 20/20	
ARIZONA					20/100	
CALIFORNIA		YES				
COLORADO					20/100 each, corrected to 20/20	
FLORIDA			YES		Corrected to 20/30 each eye	
GEORGIA		YES			1-20/60, 1-20/100, but both corrected to 20/20	
IOWA						
KANSAS			YES			
MINNESOTA					20/100	
MISSISSIPPI			YES			
MISSOURI		YES				
MONTANA		YES				YES
NEBRASKA		YES				YES
NEVADA		YES				
NORTH CAROLINA		YES				
NORTH DAKOTA	YES					
OHIO			YES-1		20/100 weaker eye	
OKLAHOMA		YES				YES
SOUTH CAROLINA				YES		
SOUTH DAKOTA		YES				
TENNESSEE	YES					
TEXAS		YES				
UTAH			YES			
WASHINGTON		YES				
WISCONSIN					20/100	
WYOMING		YES				
STATE POLICE						
ALASKA					Correctable to 20/20	
ARKANSAS		YES				
CONNECTICUT					20/50 Corrected 20/30	
DELAWARE	YES					YES
IDAHO			YES			
ILLINOIS	YES					
INDIANA		YES				YES—slight
KENTUCKY					Discretion of State Police physician Doctor's examination	
LOUISIANA						
MAINE		YES				
MARYLAND	YES					YES
MASSACHUSETTS	YES				Binocular vision must be 20/20	
MICHIGAN			YES			
NEW HAMPSHIRE					20/20	YES
NEW JERSEY	YES					
NEW MEXICO		YES				
NEW YORK		YES				
OREGON		YES				YES—limited
PENNSYLVANIA		YES				
RHODE ISLAND					20/20	
VERMONT		YES				
VIRGINIA		YES				
WEST VIRGINIA		YES				
DEPARTMENT OF LAW ENFORCEMENT FLORIDA					None	YES
CANADA						
ONTARIO	YES					
QUEBEC		YES				

RECRUITMENT, SELECTION, TRAINING AND PROMOTION

II. SELECTION CRITERIA FOR TROOPER ASSIGNMENT

	G. Examinations				
	1. Written Entrance Test		2. Psychological/Psychiatric		3. Polygraph
		VETERANS POINT PREFERENCE	WRITTEN	INTERVIEW	Required for: a. All
HIGHWAY PATROLS					
ALABAMA	YES	YES			
ARIZONA	YES	YES			YES
CALIFORNIA	YES	YES			
COLORADO	YES	YES			YES
FLORIDA	YES				
GEORGIA	YES	YES			YES
IOWA	YES	YES			YES
KANSAS	YES	YES	YES	MMPI; Edwards Personal Preference	
MINNESOTA	YES		YES	MMPI	
MISSISSIPPI	YES				
MISSOURI	YES				
MONTANA	YES	YES			
NEBRASKA	YES				YES
NEVADA	YES	YES			
NORTH CAROLINA	YES		YES	MMPI	
NORTH DAKOTA	YES		YES	MMPI; Edwards Personal Preference	
OHIO	YES		YES	Gordon Personal Profile; Edwards Personal Preference	
OKLAHOMA	YES	YES	YES	MMPI	
SOUTH CAROLINA	YES				
SOUTH DAKOTA	YES		YES		
TENNESSEE	YES	YES	YES	MMPI	By psychologist
TEXAS			YES	MMPI	
UTAH	YES	YES			
WASHINGTON	YES		YES		Personal Interview
WISCONSIN	YES	YES			
WYOMING	YES				
STATE POLICE					
ALASKA	YES	YES			
ARKANSAS	YES		YES	MMPI	
CONNECTICUT	YES	YES			
DELAWARE	YES		YES	MMPI	Oral
IDAHO	YES	YES			YES
ILLINOIS	YES				
INDIANA	YES				YES
KENTUCKY					
LOUISIANA	YES	YES			
MAINE	YES	YES			YES
MARYLAND	YES	YES	YES	California Psychological Inventory	YES
MASSACHUSETTS	YES				
MICHIGAN	YES	YES			
NEW HAMPSHIRE	YES	YES			YES
NEW JERSEY	YES		YES	MMPI	Psychiatrist on interview board
NEW MEXICO	YES				
NEW YORK	YES	YES			
OREGON	YES				
PENNSYLVANIA	YES	YES			
RHODE ISLAND			YES	Administered by University of Rhode Island staff	
VERMONT	YES				YES
VIRGINIA	YES				
WEST VIRGINIA	YES		YES	MMPI; Strong Interest Inventory	
DEPARTMENT OF LAW ENFORCEMENT FLORIDA					
CANADA					
ONTARIO	YES		YES	MMPI; California Psychological Inventory	
QUEBEC	YES				

II. SELECTION CRITERIA FOR TROOPER ASSIGNMENT

	G. Examinations		H. Physical		I. Character/ Background Investigation
	3. Polygraph		1. Medical	2. Agility/ Performance	
	Required for:				
	b. Some				
CRITERIA CIRCUMSTANCES					
HIGHWAY PATROLS					
ALABAMA					
ARIZONA			YES		YES
CALIFORNIA			YES	YES	YES
COLORADO			YES	YES	YES
FLORIDA			YES	YES	YES
GEORGIA			YES	YES	YES
IOWA			YES	YES	YES
KANSAS			YES	YES	YES
MINNESOTA			YES	YES	YES
MISSISSIPPI			YES		YES
MISSOURI			YES		YES
MONTANA			YES	YES	YES
NEBRASKA			YES		YES
NEVADA			YES	YES	YES
NORTH CAROLINA			YES	YES	YES
NORTH DAKOTA			YES	YES	YES
OHIO			YES		YES
OKLAHOMA			YES		YES
SOUTH CAROLINA			YES		YES
SOUTH DAKOTA			YES		YES
TENNESSEE			YES	YES	YES
TEXAS			YES	YES	YES
UTAH			YES	YES	YES
WASHINGTON			YES	YES	YES
WISCONSIN			YES	YES	YES
WYOMING			YES		YES
STATE POLICE					
ALASKA			YES		YES
ARKANSAS			YES		YES
CONNECTICUT	YES	Those about to be appointed	YES	YES	YES
DELAWARE			YES	YES	YES
IDAHO			YES	YES	YES
ILLINOIS	YES	Those who pass on oral & background investigation	YES	YES	YES
INDIANA			YES	YES	YES
KENTUCKY			YES	YES	YES
LOUISIANA			YES		YES
MAINE			YES	YES	YES
MARYLAND			YES	YES	YES
MASSACHUSETTS			YES	YES	YES
MICHIGAN			YES	YES	YES
NEW HAMPSHIRE			YES		YES
NEW JERSEY			YES	YES	YES
NEW MEXICO	YES	If oral or background investigation indicates need	YES	YES	YES
NEW YORK			YES	YES	YES
OREGON			YES	YES	YES
PENNSYLVANIA			YES	YES	YES
RHODE ISLAND			YES	YES	YES
VERMONT			YES	YES	YES
VIRGINIA			YES		YES
WEST VIRGINIA			YES	YES	YES
DEPARTMENT OF LAW ENFORCEMENT FLORIDA			YES		YES
CANADA					
ONTARIO			YES		YES
QUEBEC			YES		YES

II. SELECTION CRITERIA FOR TROOPER ASSIGNMENT

	J. Interview Board			
	Board Membership:			
	1. Agency's Personnel		2. Other State/ Provincial Full-Time Personnel	3. Other
	COMMISSIONED	NON-COMMISSIONED		
HIGHWAY PATROLS				
ALABAMA				
ARIZONA	YES	YES		YES
CALIFORNIA	YES	YES	YES	YES
COLORADO	YES	YES	YES	
FLORIDA	YES	YES	YES	
GEORGIA	YES	YES		
IOWA	YES	YES	YES	
KANSAS	YES			YES
MINNESOTA	YES	YES	YES	YES
MISSISSIPPI	YES	YES		
MISSOURI	YES	YES	YES	
MONTANA	YES	YES		
NEBRASKA	YES	YES		
NEVADA	YES	YES	YES	YES
NORTH CAROLINA	YES	YES	YES	YES
NORTH DAKOTA	YES	YES	YES	YES
OHIO				
OKLAHOMA	YES	YES		
SOUTH CAROLINA	YES	YES		
SOUTH DAKOTA	YES	YES		YES
TENNESSEE	YES	YES		
TEXAS	YES	YES		
UTAH	YES	YES		
WASHINGTON	YES	YES		
WISCONSIN	YES	YES	YES	
WYOMING	YES	YES	YES	
STATE POLICE				
ALASKA	YES	YES		YES
ARKANSAS	YES	YES		
CONNECTICUT	YES	YES	YES	YES
DELAWARE	YES	YES	YES	
IDAHO	YES	YES		
ILLINOIS	YES	YES	YES	YES
INDIANA	YES	YES		
KENTUCKY	YES	YES		YES
LOUISIANA	YES	YES		
MAINE	YES	YES		Game warden
MARYLAND	YES	YES	YES	YES
MASSACHUSETTS	YES	YES		
MICHIGAN	YES	YES		YES
NEW HAMPSHIRE	YES	YES	YES	
NEW JERSEY	YES	YES	YES	YES
NEW MEXICO	YES	YES		
NEW YORK	YES	YES	YES	
OREGON	YES	YES		
PENNSYLVANIA	YES	YES		YES
RHODE ISLAND	YES	YES		YES
VERMONT	YES	YES		
VIRGINIA				
WEST VIRGINIA	YES	YES		
DEPARTMENT OF LAW ENFORCEMENT FLORIDA	YES	YES		
CANADA				
ONTARIO	YES	YES	YES	
QUEBEC				

RECRUITMENT, SELECTION, TRAINING AND PROMOTION

III. TRAINING—STATE/PROVINCE AND AGENCY

A. State/Province		B. Agency Training			
1. Jurisdiction Has Agency Responsible for Promoting/Developing Police Training		1. Formal System To Determine Training Needs		2. Facility Utilized by Agency also Used for Training of Police from:	
a. Agency Title	b. Full-Time Personnel	c. Minimum Standards Established		a. Other State/Province Agencies	b. Local Agencies
		(1) Mandatory training hours	(2) Recommended training hours		
HIGHWAY PATROLS					
ALABAMA					
ARIZONA	YES	Law Enforcement Officers Advisory Council	YES	280	
CALIFORNIA	YES	Peace Officer Standards and Training	YES	200	
COLORADO	YES	Law Enforcement Training Academy	11	264	
FLORIDA	YES	Police Standards Council	11	280	
GEORGIA	YES	Peace Officers Standards and Training Council	6	114	240
IOWA	YES	Law Enforcement Academy	16	240	320
KANSAS	YES	Law Enforcement Advisory Commission		160	
MINNESOTA	YES	Police Officer Training Board	2	320	
MISSISSIPPI	YES	Law Enforcement Officers' Training Academy	12		753
MISSOURI					
MONTANA	YES	Highway Patrol			
NEBRASKA	YES	Law Enforcement Training Center	4	300	
NEVADA	YES	Peace Officers Standards and Training	2	151	
NORTH CAROLINA	YES	Criminal Justice Training Council		160	
NORTH DAKOTA	YES	Law Enforcement Training Center	4	200	
OHIO	YES	Peace Officer's Training Council	4	240	
OKLAHOMA	YES	SE Center for Law Enforcement Education and Training	12	120	240
SOUTH CAROLINA	YES	Criminal Justice Commission	60	400	
SOUTH DAKOTA	YES	Law Enforcement Standards	2	120	200
TENNESSEE	YES	Law Enforcement Training Academy	23	240	
TEXAS	YES	Comm. on Law Enforcement Officer Standards & Education	26	240	240
UTAH	YES	Peace Officer Standards and Training	5		80 annually
WASHINGTON	YES	Criminal Justice Training Commission	16	400	
WISCONSIN	YES	Department of Justice	12	240	400
WYOMING	YES	Safety and Training Division	3	200	
STATE POLICE					
ALASKA	YES	Public Safety	8	230	
ARKANSAS	YES	Law Enforcement Training Academy	25		
CONNECTICUT	YES	Municipal Police Training Council	15	400	
DELAWARE	YES	Council on Police Training		350	
IDAHO	YES	Peace Officers Standards and Training Academy	5	260	
ILLINOIS	YES	Local Governmental Law Enforcement Officers Training Board	6	240	320
INDIANA	YES	Law Enforcement Training Board	8	240	320
KENTUCKY	YES	Bureau of Training	25		400
LOUISIANA					
MAINE	YES	Criminal Justice Academy	15	769	770
MARYLAND	YES	Police Training Commission	13	245	962
MASSACHUSETTS	YES	Criminal Justice Training Council	4	400	500
MICHIGAN	YES	Law Enforcement Officers Training Council	12	255	280
NEW HAMPSHIRE	YES	Police Standards and Training Council	4	295	
NEW JERSEY	YES	Police Training Commission (Municipal Police only)	18	280	
NEW MEXICO	YES	Law Enforcement Academy	10	120	200
NEW YORK	YES	Bureau for Municipal Police, Div. of Criminal Justice Services	21	285	400
OREGON	YES	Board of Police Standards and Training		330	
PENNSYLVANIA	YES	Municipal Police Officers Education & Training Commission	17		
RHODE ISLAND	YES	Municipal Training School	3	YES	
VERMONT	YES	Training Council	3	330	
VIRGINIA	YES	Criminal Justice Officers Training & Standards Commission	11	200	
WEST VIRGINIA	YES	Department of Public Safety	5	1,000	
DEPARTMENT OF LAW ENFORCEMENT FLORIDA					
CANADA					
ONTARIO	YES	Police Commission		120	
QUEBEC	YES	Police Commission			

RECRUITMENT, SELECTION, TRAINING AND PROMOTION

III. TRAINING—STATE/PROVINCE AND AGENCY

A. State/Province		B. Agency Training		
1. Jurisdiction Has Agency Responsible for Promoting/Developing Police Training		1. Formal System To Determine Training Needs		2. Facility Utilized by Agency also Used for Training of Police from:
d. Minimum Standards Apply to:				
(1) Part-time officers	(2) Sheriffs' deputies			
HIGHWAY PATROLS				
ALABAMA				
ARIZONA	YES	YES		YES YES
CALIFORNIA	YES	YES	Critiques of classes; field surveys	YES YES
COLORADO		YES	YES	YES YES
FLORIDA	YES	YES		YES YES
GEORGIA	YES	YES	Performance evaluation; Training inventory	YES YES
IOWA		YES	Evaluation of promotion exams & personnel; Feedback; Trends in enforcement	YES
KANSAS		YES	Mid-management input; Student/instructor/staff critique; Performance evaluations	YES YES
MINNESOTA		YES		YES
MISSISSIPPI	YES	YES		YES YES
MISSOURI				YES YES
MONTANA				YES
NEBRASKA	YES	YES		YES YES
NEVADA		YES		YES YES
NORTH CAROLINA		YES	Evaluation of performance	YES
NORTH DAKOTA		YES	YES	YES YES
OHIO	YES	YES	Training Council within the Division	YES YES
OKLAHOMA		YES	YES	YES YES
SOUTH CAROLINA		YES		YES
SOUTH DAKOTA	YES	YES	Sworn personnel task force plus professional consultant	YES YES
TENNESSEE		YES		YES YES
TEXAS	YES	YES	Training committees of staff	YES YES
UTAH		YES		YES
WASHINGTON		YES	Training survey made by Departmental Training & Evaluation Sections	YES YES
WISCONSIN	YES	YES	Training program critique; Formal needs analysis; Reports from field & perform. evaluations	YES YES
WYOMING		YES		YES YES
STATE POLICE				
ALASKA				YES
ARKANSAS			Personnel and job evaluation programs	YES
CONNECTICUT			Input sessions from all levels of command	YES
DELAWARE				YES
IDAHO		YES		YES
ILLINOIS		YES		YES YES
INDIANA	YES	YES	Staff surveys	
KENTUCKY			Supervisors recommendations and training staff analysis	
LOUISIANA				
MAINE		YES	Evaluation and review by staff, supervisory and management personnel	YES YES
MARYLAND	YES	YES	Interview of field personnel; Continual research	YES YES
MASSACHUSETTS		YES		YES YES
MICHIGAN		YES	Training Committee; Job descriptions	YES YES
NEW HAMPSHIRE		YES		YES
NEW JERSEY		YES	YES, 15-man committee	YES YES
NEW MEXICO		YES	Questionnaires; Review of evaluation forms; Commanders' recommendations	YES
NEW YORK	YES	YES		YES YES
OREGON		YES	Evaluation by trainees and instructors; Planning board	
PENNSYLVANIA	YES	YES	Coach pupil training; Training needs analysis	YES YES
RHODE ISLAND				YES
VERMONT	YES	YES		YES YES
VIRGINIA		YES	Reports from supervisors, commanders; Review of incidents	YES YES
WEST VIRGINIA				YES
DEPARTMENT OF LAW ENFORCEMENT FLORIDA				
CANADA				
ONTARIO			Training Committees	YES YES
QUEBEC			On duty system of 5-6 years duration	YES

III. TRAINING—STATE/PROVINCE AND AGENCY

B. Agency Training					
2. Facility Utilized by Agency also Used for Training of Police from:	3. Title of Person Responsible for Training	RANK	His superior:		
			TITLE	RANK	
c. Agencies of Other States/Provinces					
HIGHWAY PATROLS					
ALABAMA					
ARIZONA		Supervisor of Training	Lieutenant	Assistant Division Chief	Major
CALIFORNIA	YES	Training Division Commander	Inspector	Assistant Commissioner	Supervising Inspector
COLORADO		Training Officer	Captain	Superintendent	Colonel/Chief
FLORIDA		Chief Training Officer	Captain	Chief, Bureau of Records & Training	Major
GEORGIA	YES	Training Officer	Captain	Academy Superintendent	Civilian
IOWA		Director of Personnel & Training	Major	Chief	Colonel
KANSAS	YES	Director of Training	Captain	Regional Major	Major
MINNESOTA		Director of Training	Captain	Plans & Training Major	Major
MISSISSIPPI	YES	Director of Training	Director		Administrator
MISSOURI	YES	Director of Training	Captain	Chief of Staff Services	Major
MONTANA		Personnel and Training	Captain	Assistant Chief	Captain
NEBRASKA		Director of Training	Captain	Administrative Director	Major
NEVADA	YES	Commander of Training Section	Captain	General Services Bureau Commander	Major
NORTH CAROLINA		Training Officer	Captain	Director of Administrative Services	Major
NORTH DAKOTA			Lieutenant	Superintendent	Colonel
OHIO	YES	Academy Commandant	Captain	Commander, Bur. of Personnel Adminis.	Major
OKLAHOMA	YES	Director of Training	Lieutenant	Director, Training Center	Captain
SOUTH CAROLINA		Dir., Criminal Justice Training Academy	Director	Criminal Justice Training Council	
SOUTH DAKOTA	YES		Lieutenant	Superintendent	Colonel
TENNESSEE		Training Officer	Captain	Staff Services Officer	Major
TEXAS	YES	Director of Training	Staff Rank	Manager, Personnel & Training	Staff
UTAH	YES	Administrative Services Officer	Captain	Assistant Superintendent	Lt. Colonel
WASHINGTON	YES	Training Officer	Captain	Director of Staff Services	Colonel
WISCONSIN		Director of Training	Captain	Service Section Chief	Major
WYOMING	YES	Training Director	Captain	Director, Highway Patrol	Colonel
STATE POLICE					
ALASKA		Public Safety Academy Commander	Lieutenant	Commissioner of Public Safety	Commissioner
ARKANSAS		Commander, Personnel & Training	Major	Director	Colonel
CONNECTICUT		Director of Training	Lieutenant	Commanding Officer of Staff Services	Captain
DELAWARE		Director of Training	Captain	Executive Officer	Major
IDAHO		Training Officer	Sergeant	Operations Officer	Captain
ILLINOIS	YES	Director of Training	Lieutenant	Staff Services Commander	Major
INDIANA		Commander, Training & Personnel Div.	Captain	Deputy Superintendent	Lt. Colonel
KENTUCKY		Commissioner of the Bureau of Training	Commissioner	Secretary of Justice	
LOUISIANA		Supervisor of Training & Education	Captain	Chief of Staff	Lt. Colonel
MAINE	YES				
MARYLAND	YES	Chief, Training-Personnel	Captain	Assistant Chief, Administrative Bureau	Major
MASSACHUSETTS	YES	C.O., Training Section	Captain	C.O., Administrative Services	Major
MICHIGAN		C.O., Training Division	Captain	C.O., Bureau of Staff Services	Lt. Colonel
NEW HAMPSHIRE		Administrative Officer	Lt. Colonel	Director of State Police	Colonel
NEW JERSEY	YES	Director of Training	Captain	Operations Officer	Major
NEW MEXICO		C.O., Personnel & Training Division	Captain	Chief of State Police	Chief
NEW YORK			Major		Deputy Superintendent
OREGON			2nd Lieutenant		Deputy Superintendent
PENNSYLVANIA		Dir., Bureau of Training & Education	Major	Commissioner	Colonel
RHODE ISLAND		Training Officer	Captain	Executive Officer	Major
VERMONT	YES	Director of Staff Services	Captain	Executive Officer	Major
VIRGINIA		Assistant Personnel & Training Officer	Lieutenant	Personnel & Training Officer	Captain
WEST VIRGINIA		Director of Training	Lieutenant	Inspector	Lt. Colonel
DEPARTMENT OF LAW ENFORCEMENT					
FLORIDA		Bureau Chief		Division Director	
CANADA					
ONTARIO		Director, Training Bureau	Staff Superintend.	Asst. Commissioner Personnel Div.	Asst. Commissioner
QUEBEC		Training Director	Civil servant	Personnel Director	Civil servant

III. TRAINING—STATE/PROVINCE AND AGENCY

B. Agency Training						
4. Training Budget						
a. Total	b. Personnel			c. Other		
	(1) Administration/ clerical	(2) Instruction staff	(3) Students from your agency	(1) Equipment	(2) Building operation	(3) Audio-visual
HIGHWAY PATROLS						
ALABAMA						
ARIZONA	493,860	167,000	250,800	28,500		
CALIFORNIA	4,090,663	1,450,721	280,319	14,458	434,683	20,000
COLORADO	325,681	← 258,181 →		← 65,000 →		
FLORIDA		60,431	115,987		20,000	
GEORGIA	385,000	40,061	104,371	28,100	19,800	30,400
IOWA						
KANSAS	156,818	30,400				1,400
MINNESOTA	130,000	8,000	75,000			
MISSISSIPPI						
MISSOURI	887,735	37,038	102,970	16,204	4,500	850
MONTANA						
NEBRASKA	96,100	46,500	27,600	900	18,000	
NEVADA	138,391	3,755	31,566		2,952	500
NORTH CAROLINA	1,357,222	37,560	96,252	2,000		2,000
NORTH DAKOTA						
OHIO	495,804	55,267	170,537	60,000	89,000	4,000
OKLAHOMA						
SOUTH CAROLINA	60,500			60,000	500	
SOUTH DAKOTA						
TENNESSEE	102,560	20,400	22,560	7,500		4,800
TEXAS	341,216	151,380	124,836			
UTAH						
WASHINGTON	370,636	118,586	131,586	965	86,250	5,000
WISCONSIN	198,834	104,388		4,107	39,806	
WYOMING						
STATE POLICE						
ALASKA	749,600	23,200	174,400	453,000	20,000	47,000
ARKANSAS	81,000	16,000	34,000			15,000
CONNECTICUT	392,925	← 230,078 →			71,146	
DELAWARE						
IDAHO	16,000					
ILLINOIS	326,351			32,149	270,674	5,970
INDIANA						
KENTUCKY	234,805	141,658	130,000	15,964		
LOUISIANA						
MAINE						
MARYLAND	710,608	114,442	178,089	369,253 (recruit only)	20,220	1,000
MASSACHUSETTS	3,614,465	200,100	144,900	2,840,465		
MICHIGAN	243,370	← 198,345 →			13,258	
NEW HAMPSHIRE						
NEW JERSEY	1,017,990	195,530	364,040	259,620	34,000	6,300
NEW MEXICO						
NEW YORK	567,700	470,500				
OREGON	1,632,156	28,860	20,608	1,577,988	500	18,000
PENNSYLVANIA	1,993,664	255,070	668,894	690,000	20,000	248,500
RHODE ISLAND	278,502					4,000
VERMONT		185,342			12,800	3,000
VIRGINIA	226,177	38,165	52,512		4,000	1,000
WEST VIRGINIA						
DEPARTMENT OF LAW ENFORCEMENT						
FLORIDA	219,882	48,227	159,632	660		3,817
CANADA						
ONTARIO	213,525	102,215	81,810	8,000	9,500	10,000
QUEBEC		34,000	86,000	2,000		500

RECRUITMENT, SELECTION, TRAINING AND PROMOTION

III. TRAINING—STATE/PROVINCE AND AGENCY

	B. Agency Training							
	4. Training Budget			5. Facilities Utilized				
	c. Other			a. Class-rooms — Number	b. Auditorium — Capacity	c. Gym	d. Firing Range	
	(4) Books — publications	(5) Other supplies	(6) Other				(1) Indoor — number positions	(2) Outdoor
HIGHWAY PATROLS								
ALABAMA								
ARIZONA	7,000			2		YES	8	
CALIFORNIA				7		YES	22	YES
COLORADO			\$2,500; \$77,306 travel	3		YES		YES
FLORIDA				2		YES	10	YES
GEORGIA	13,000	17,400	YES	4				YES
IOWA				4	500		5	YES
KANSAS		2,000		2				YES
MINNESOTA								YES
MISSISSIPPI				5		YES		YES
MISSOURI	1,720	130,453		6		YES	10	
MONTANA				YES				YES
NEBRASKA	2,500	600		1			6	YES
NEVADA	1,000	900	YES	2	250	YES	4	YES
NORTH CAROLINA		155,250	YES	1	325			YES
NORTH DAKOTA				2			4	YES
OHIO	3,000	4,000		6	1,000	YES	10	
OKLAHOMA				6	200	YES		YES
SOUTH CAROLINA				7	400	YES		YES
SOUTH DAKOTA				3				YES
TENNESSEE		15,300		3		YES		YES
TEXAS				8	166	YES	30	YES
UTAH								
WASHINGTON	5,000		Travel \$23,250	3				YES
WISCONSIN	432	49,939	YES	2				YES
WYOMING								YES
STATE POLICE								
ALASKA			Travel \$20,000	3				YES
ARKANSAS	31,000			1				YES
CONNECTICUT	91,691			7	400		12	YES
DELAWARE				2	300	YES		YES
IDAHO				6	150			YES
ILLINOIS	2,360	15,198		6	600	YES		YES
INDIANA				1		YES	46	YES
KENTUCKY	77,183			3	300		5	YES
LOUISIANA				2		YES		YES
MAINE				6	157		5	
MARYLAND	2,500	15,990	\$9,114	3		YES	20	YES
MASSACHUSETTS	429,000			5		YES	10	YES
MICHIGAN	31,767			7	250	YES	15	YES
NEW HAMPSHIRE				1		YES	8	YES
NEW JERSEY	6,500	22,000	Food \$90,000; Travel \$40,000	11	500	YES	10	YES
NEW MEXICO				4	150	YES		YES
NEW YORK			\$97,200	18	305	YES	10	YES
OREGON	3,000	3,000		2	90	YES		YES
PENNSYLVANIA	3,700	45,100	\$58,400	6	258	YES	6	YES
RHODE ISLAND				1				YES
VERMONT	250	15,000	\$62,500	3				YES
VIRGINIA	500	30,000	\$100,000 students' meals/lodging	3		YES		YES
WEST VIRGINIA				2				YES
DEPARTMENT OF LAW ENFORCEMENT								
FLORIDA	2,206	5,290		1				YES
CANADA								
ONTARIO	1,000	1,000		1				
QUEBEC	2,000	1,000		3	200		12	YES

RECRUITMENT, SELECTION, TRAINING AND PROMOTION

III. TRAINING—STATE/PROVINCE AND AGENCY

	B. Agency Training							
	5. Facilities Utilized							i. School Operated by:
	e. Library	f. Pursuit Driving Course	g. Dormitory — Capacity	h. Mobile Training Units — Number	i. School Operated by:			
					YOUR AGENCY	OTHER		
HIGHWAY PATROLS								
ALABAMA								
ARIZONA	YES	YES				YES		
CALIFORNIA	YES	YES	YES	384		YES		
COLORADO	YES		YES	80		YES		
FLORIDA	YES			64		YES		
GEORGIA	YES	YES	YES	86		YES		
IOWA	YES	YES		120	14	YES		
KANSAS			YES	55		YES		
MINNESOTA	YES			78		YES		
MISSISSIPPI	YES	YES		132		YES		
MISSOURI	YES	YES		136		YES		
MONTANA			YES			YES		
NEBRASKA	YES	YES	YES	45		YES		
NEVADA	YES	YES	YES	As needed		YES		
NORTH CAROLINA	YES	YES	YES	45		YES		
NORTH DAKOTA	YES	YES		40		YES		
OHIO	YES		YES	204		YES		
OKLAHOMA	YES	YES		100		YES		
SOUTH CAROLINA	YES	YES	YES	198		YES		
SOUTH DAKOTA	YES		YES	80		YES		
TENNESSEE	YES	YES		80				Law Enforcement Training Academy
TEXAS	YES	YES		432		YES		
UTAH						In-service		Recruit training by Peace Officers Standards & Training
WASHINGTON	YES	YES	YES	36		YES		
WISCONSIN	YES	YES				YES		
WYOMING			YES			YES		
STATE POLICE								
ALASKA	YES		YES	60		YES		
ARKANSAS	YES	YES		50	1	YES		
CONNECTICUT	YES			80		YES		
DELAWARE	YES		YES	75		YES		
IDAHO	YES		YES					Peace Officers Standards & Training Academy
ILLINOIS	YES	YES	YES	196				
INDIANA			YES	Varies		YES		
KENTUCKY	YES	YES	YES	84		YES		
LOUISIANA				60		YES		
MAINE	YES		YES	120				Department of Public Safety
MARYLAND	YES	YES		82		YES		
MASSACHUSETTS	YES	YES		125		YES		
MICHIGAN	YES	YES		206		YES		
NEW HAMPSHIRE			YES	45		YES		
NEW JERSEY	YES	YES	YES	180 (200 more if needed)		YES		
NEW MEXICO	YES	YES	YES	71		YES		
NEW YORK	YES	YES		210		YES		
OREGON	YES	YES		75		YES		
PENNSYLVANIA	YES		YES	200		YES		
RHODE ISLAND				40		YES		
VERMONT	YES			150		YES		
VIRGINIA	YES	YES	YES	125		YES		
WEST VIRGINIA	YES	YES		80		YES		
DEPARTMENT OF LAW ENFORCEMENT								
FLORIDA	YES					YES		
CANADA								
ONTARIO	YES			47		YES		
QUEBEC	YES		YES		15	YES		

III. TRAINING—STATE/PROVINCE AND AGENCY

B. Agency Training								
6. Programs—General								
	a. Daily/Periodic Roll-Call Training	b. Materials						
		(1) Sessions per week	(2) Minutes per session	(3) During on-duty time	(4) During off-duty time	(1) IACP training keys	(2) IACP sight/sound strips	(3) Texts issued to recruits
HIGHWAY PATROLS								
ALABAMA					YES	YES	YES	
ARIZONA							YES	
CALIFORNIA	YES	7	15	YES			YES	
COLORADO						YES		
FLORIDA							YES	
GEORGIA							YES	
IOWA							YES	
KANSAS							YES	
MINNESOTA							YES	
MISSISSIPPI					YES		YES	
MISSOURI					YES	YES	YES	
MONTANA					YES		YES	
NEBRASKA					YES	YES	YES	
NEVADA					YES	YES		
NORTH CAROLINA							YES	
NORTH DAKOTA					YES		YES	
OHIO							YES	
OKLAHOMA						YES	YES	
SOUTH CAROLINA							YES	
SOUTH DAKOTA					YES	YES	YES	
TENNESSEE							YES	
TEXAS						YES	YES	
UTAH							YES	
WASHINGTON							YES	
WISCONSIN							YES	
WYOMING					YES		YES	
STATE POLICE								
ALASKA	YES	7	15+	YES			YES	
ARKANSAS					YES	YES	YES	
CONNECTICUT	YES	Monthly	15-30	YES	YES	YES	YES	
DELAWARE						YES		
IDAHO					YES	YES		
ILLINOIS					YES	YES	YES	
INDIANA							YES	
KENTUCKY					YES		YES	
LOUISIANA								
MAINE					YES	YES	YES	
MARYLAND							YES	
MASSACHUSETTS					YES	YES	YES	
MICHIGAN	YES	5	15	YES				
NEW HAMPSHIRE						YES		
NEW JERSEY					YES	YES	YES	
NEW MEXICO					YES	YES	YES	
NEW YORK							YES	
OREGON								
PENNSYLVANIA	YES	7	15	YES	YES		YES	
RHODE ISLAND							YES	
VERMONT	YES	1	60	YES			YES	
VIRGINIA							YES	
WEST VIRGINIA					YES		YES	
DEPARTMENT OF LAW ENFORCEMENT								
FLORIDA					YES	YES		
CANADA								
ONTARIO							YES	
QUEBEC					YES		YES	

III. TRAINING—STATE/PROVINCE AND AGENCY

B. Agency Training									
7. Programs—In-Service									
a. Refresher Courses—Ranks Involved									
	(1) Uniformed troopers	(2) Plainclothes investigators		(3) Sergeants					
		HOURS	CYCLE	HOURS	CYCLE	HOURS	CYCLE		
HIGHWAY PATROLS									
ALABAMA	YES			YES		YES			
ARIZONA	YES	40	Annual	YES	40	Annual			
CALIFORNIA	YES	38	Triennial	YES	40	Biennial	YES	38	Triennial
COLORADO	YES	40	Annual				YES	40	Annual
FLORIDA	YES	44	As needed				YES	40	As needed
GEORGIA	YES	40	Annual				YES	40	Annual
IOWA	YES	40	Annual				YES	60	Annual
KANSAS	YES	20	Annual				YES	20	Annual
MINNESOTA	YES	20	Annual				YES	20	Annual
MISSISSIPPI	YES	40	Annual	YES	40	Annual			
MISSOURI	YES	40	Biennial				YES	40	Biennial
MONTANA	YES	32	Biennial				YES	16	Biennial
NEBRASKA	YES	20	Biennial	YES	16	Annual	YES	20	Biennial
NEVADA	YES	80	Annual				YES	80	Annual
NORTH CAROLINA	YES	40	Annual				YES	56	Annual
NORTH DAKOTA	YES	40	Annual				YES	40	Annual
OHIO	YES	80	Annual	YES	80	Annual	YES	80	Annual
OKLAHOMA	YES	40	Annual				YES	40	Annual
SOUTH CAROLINA	YES	40	Annual				YES	40	Annual
SOUTH DAKOTA	YES	40	Annual				YES	24	Triennium
TENNESSEE	YES	40	Annual	YES	40	Annual	YES	40	Annual
TEXAS	YES	40	Biennial	YES	40	Biennial	YES	40	Biennial
UTAH	YES	40	Annual				YES	60	Annual
WASHINGTON	YES	40	Annual	YES	40	Annual	YES	40	Annual
WISCONSIN	YES	34	Annual	YES	34	Annual	YES	34	Annual
WYOMING	YES		Biennial	YES		Biennial	YES		Biennial
STATE POLICE									
ALASKA	YES	80	Triennial	YES	80	Triennial	YES	80	Triennial
ARKANSAS	YES	20	Annual	YES	20	Annual	YES	20	Annual
CONNECTICUT	YES	8	Annual	YES	8	Annual	YES	8	Annual
DELAWARE	YES	48	Annual	YES	48	Annual	YES	48	Annual
IDAHO	YES	40	Annual				YES	120	Triennium
ILLINOIS	YES	37	Annual	YES	37	Annual	YES	37	Annual
INDIANA	YES	Varies	Varies	YES	Varies	Varies	YES	Varies	Varies
KENTUCKY	YES	40	Biennial	YES	40	Biennial	YES	40	Biennial
LOUISIANA	YES	24	Biennial	YES	24	Annual	YES	24	Annual
MAINE									
MARYLAND	YES	40	Biennial	YES	40	Biennial	YES	40	Biennial
MASSACHUSETTS	YES	40	Annual						
MICHIGAN	YES	40	Triennial	YES	40	Annual			
NEW HAMPSHIRE	YES	40	Annual	YES	40	Annual	YES	40	Annual
NEW JERSEY	YES	16	Annual	YES	16	Annual	YES	20	Annual
NEW MEXICO	YES	24-48	Annual	YES	24-48	Annual	YES	24-48	Annual
NEW YORK	YES	40	18 months				YES	40	18 months
OREGON	YES	40	Biennial	YES	20	Annual	YES	40	Annual or biennial
PENNSYLVANIA	YES	40	As needed	YES	80	As needed	YES	80	As needed
RHODE ISLAND									
VERMONT	YES	80	Annual	YES	80	Annual	YES	80	Annual
VIRGINIA	YES	36	Annual	YES	72	Annual	YES	72	Annual
WEST VIRGINIA	YES	40	As needed						
DEPARTMENT OF LAW ENFORCEMENT									
FLORIDA				YES	Varies	Varies			
CANADA									
ONTARIO	YES	40	5 years	YES	40	5 years	YES	40	5 years
QUEBEC	YES	160		YES	160		YES	40	

RECRUITMENT, SELECTION, TRAINING AND PROMOTION

III. TRAINING—STATE/PROVINCE AND AGENCY

B. Agency Training									
7. Programs—In-Service									
a. Refresher Courses—Ranks Involved						b. In-Service Courses—Subject Matter			
	(4) Lieutenants		(5) Captains			(1) Admin- istration/ Manage- ment	(2) Laws/ courts	(3) Traffic manage- ment/ supervision	
	HOURS	CYCLE	HOURS	CYCLE					
HIGHWAY PATROLS									
ALABAMA	YES		YES		YES	YES	YES		
ARIZONA							YES	YES	
CALIFORNIA	YES	40	Biennial	YES	40	Biennial	YES	YES	YES
COLORADO	YES	40	Annual	YES	40	Annual	YES	YES	YES
FLORIDA	YES	44	As needed	YES	44	As needed	YES	YES	YES
GEORGIA	YES	40	Annual	YES	40	Annual	YES	YES	YES
IOWA	YES	60	Annual	YES	80	Annual	YES	YES	YES
KANSAS	YES	20	Annual	YES	20	Annual	YES	YES	YES
MINNESOTA				YES	40	Annual	YES	YES	YES
MISSISSIPPI							YES	YES	YES
MISSOURI	YES	24	Biennial	YES	24	Biennial	YES	YES	YES
MONTANA	YES	16	Biennial	YES	8	Biennial	YES	YES	YES
NEBRASKA	YES	20	Biennial	YES	20	Biennial	YES	YES	YES
NEVADA							YES	YES	YES
NORTH CAROLINA	YES	56	Annual	YES	56	Annual	YES	YES	YES
NORTH DAKOTA	YES	40	Annual	YES	40	Annual	YES	YES	YES
OHIO	YES	40	Annual	YES	40	Annual	YES	YES	YES
OKLAHOMA	YES	40	Annual	YES	40	Annual	YES	YES	YES
SOUTH CAROLINA	YES	40	Annual	YES	16	Semi-annual	YES	YES	YES
SOUTH DAKOTA	YES	24	Triennial	YES	24	Biennial	YES	YES	YES
TENNESSEE	YES	40	Annual	YES	8	Monthly	YES	YES	YES
TEXAS	YES	40	Biennial	YES	40	Biennial	YES	YES	YES
UTAH	YES	60	Annual				YES	YES	YES
WASHINGTON	YES	40	Annual	YES	16	Bi-monthly	YES	YES	YES
WISCONSIN	YES	34	Annual	YES	34	Annual	YES	YES	YES
WYOMING							YES	YES	YES
STATE POLICE									
ALASKA	YES	80	Triennial	YES	80	Triennial	YES	YES	YES
ARKANSAS	YES	20	Annual	YES	20	Annual	YES	YES	YES
CONNECTICUT	YES	8	Annual	YES	8	Annual			
DELAWARE	YES	48	Annual	YES	48	Annual	YES	YES	YES
IDAHO	YES	480	Triennial				YES	YES	YES
ILLINOIS							YES	YES	YES
INDIANA	YES	Varies	Varies	YES	Varies	Varies	YES	YES	YES
KENTUCKY	YES	40+	Biennial	YES	40+	Biennial	YES	YES	YES
LOUISIANA							YES		YES
MAINE	YES	Varies		YES	Varies		YES	YES	YES
MARYLAND	YES	40	Biennial				YES	YES	YES
MASSACHUSETTS							YES	YES	YES
MICHIGAN							YES	YES	YES
NEW HAMPSHIRE	YES	40	Annual	YES	40	Annual	YES	YES	YES
NEW JERSEY	YES	20	Annual	YES	20	Annual	YES	YES	YES
NEW MEXICO	YES	24-48	Annual	YES	24-48	Annual	YES	YES	YES
NEW YORK							YES	YES	YES
OREGON	YES	20-30	Annual or biennial	YES	20-40	Annual or biennial	YES	YES	YES
PENNSYLVANIA	YES	40	As needed	YES	40	As needed	YES	YES	YES
RHODE ISLAND									
VERMONT	YES	80	Annual				YES		YES
VIRGINIA	YES	72	Annual	YES	72	Annual	YES	YES	YES
WEST VIRGINIA							YES	YES	YES
DEPARTMENT OF LAW ENFORCEMENT FLORIDA							YES	YES	
CANADA									
ONTARIO							YES	YES	YES
QUEBEC							YES		

RECRUITMENT, SELECTION, TRAINING AND PROMOTION

III. TRAINING—STATE/PROVINCE AND AGENCY

B. Agency Training				
7. Programs—In-Service				
b. In-Service Courses—Subject Matter				
	(4) Disaster debris removal	(5) Public Disorders	(6) Human Relations	(7) Other
ALABAMA	YES	YES	YES	
ARIZONA		YES	YES	Criminal investigations
CALIFORNIA	YES	YES	YES	Dispatcher, Commercial; Motorcycle; MVI; Weapons; Auto service
COLORADO	YES	YES	YES	Update problem areas
FLORIDA	YES	YES	YES	Organization; Policy; First aid; Photography; Firearms
GEORGIA	YES	YES	YES	Crash injury management
IOWA	YES	YES	YES	
KANSAS	YES	YES	YES	
MINNESOTA	YES		YES	Driving programs
MISSISSIPPI	YES	YES	YES	Firearms
MISSOURI	YES	YES	YES	
MONTANA			YES	
NEBRASKA	YES	YES	YES	Policies; Procedures
NEVADA	YES	YES	YES	As needed
NORTH CAROLINA		YES	YES	
NORTH DAKOTA	YES	YES	YES	
OHIO		YES	YES	As dictated by needs
OKLAHOMA		YES	YES	General review
SOUTH CAROLINA		YES	YES	
SOUTH DAKOTA	YES	YES	YES	Officer survival
TENNESSEE	YES	YES	YES	Firearms
TEXAS		YES	YES	Update problem areas
UTAH		YES	YES	
WASHINGTON	YES	YES	YES	First aid; Department trained as EMT
WISCONSIN	YES	YES	YES	Police report writing; New laws; Authority; Radio procedures
WYOMING	YES	YES	YES	
STATE POLICE				
ALASKA		YES	YES	EMT
ARKANSAS		YES	YES	Narcotics
CONNECTICUT				
DELAWARE		YES	YES	Changes yearly as needs would indicate
IDAHO	YES	YES	YES	Accident investigation; Self-defense; Search and seizure
ILLINOIS	YES	YES	YES	
INDIANA	YES	YES	YES	YES
KENTUCKY		YES	YES	
LOUISIANA	YES	YES		
MAINE	YES	YES	YES	All types as needed
MARYLAND	YES	YES	YES	
MASSACHUSETTS	YES	YES	YES	Supervisory
MICHIGAN	YES	YES	YES	Detective; Fire marshal, etc.
NEW HAMPSHIRE	YES	YES	YES	
NEW JERSEY	YES	YES	YES	As needs indicate
NEW MEXICO	YES	YES		
NEW YORK			YES	SCUBA; Instructor
OREGON	YES	YES	YES	YES
PENNSYLVANIA	YES	YES	YES	Organized crime
RHODE ISLAND				
VERMONT	YES	YES	YES	First aid; Crime search; Fingerprints
VIRGINIA	YES	YES	YES	YES
WEST VIRGINIA		YES	YES	
DEPARTMENT OF LAW ENFORCEMENT FLORIDA			YES	Investigation; Organized crime
CANADA				
ONTARIO	YES	YES	YES	
QUEBEC		YES	YES	

RECRUITMENT, SELECTION, TRAINING AND PROMOTION

III. TRAINING—STATE/PROVINCE AND AGENCY

B. Agency Training						
7. Programs—In-Service						
	c. Total Annual Manhours of In-Service Students	d. Career/ Management Development Program	e. In-Service Courses—Transfer/Promotion			
			(1) Investigative Training for New Plain-clothesmen	(2) Supervisory Training for Personnel Promoted to:		
				HOURS	FIRST-LINE SUPERVISORS	HOURS
HIGHWAY PATROLS						
ALABAMA			YES	YES		
ARIZONA	30,800		YES	YES	40	80
CALIFORNIA	89,146	YES	YES	YES	40	158
COLORADO	27,300			YES		40
FLORIDA	360			YES		44
GEORGIA	27,600	YES		YES		120
IOWA			YES		Varies	
KANSAS	7,000			YES		40+
MINNESOTA	20,000			YES		40
MISSISSIPPI	14,920	YES	YES		40	
MISSOURI	31,040			YES		80
MONTANA				YES		16
NEBRASKA	7,400		YES	YES	50	80
NEVADA	10,880			YES		40
NORTH CAROLINA	49,968			YES		40
NORTH DAKOTA	3,800	YES		YES		120
OHIO	52,800	YES	YES	YES	180	40
OKLAHOMA	21,720	YES	YES	YES		40
SOUTH CAROLINA	28,000			YES		80
SOUTH DAKOTA	3,000			YES		40
TENNESSEE	26,000		YES	YES	120	40
TEXAS	91,968		YES	YES	40-120	40
UTAH	14,800			YES		40
WASHINGTON	40,600		YES	YES	80	40
WISCONSIN	16,354		YES		37	
WYOMING	11,036					
STATE POLICE						
ALASKA				YES		40
ARKANSAS	800					
CONNECTICUT						
DELAWARE	17,200					
IDAHO				YES		40
ILLINOIS	48,100		YES	YES	784	74
INDIANA	Varies			YES		40
KENTUCKY	5,000					
LOUISIANA						
MAINE			YES	YES	Varies	80
MARYLAND	28,200		YES	YES	70	60
MASSACHUSETTS	2,000		YES	YES	80	40
MICHIGAN	60,611		YES	YES	40	40
NEW HAMPSHIRE	8,440					
NEW JERSEY	30,000		YES	YES	120	80
NEW MEXICO	7,000-11,400		YES	YES	1-4 weeks	80
NEW YORK	145,240		YES	YES	64	32
OREGON	17,080		YES	YES	Open	80
PENNSYLVANIA		YES	YES	YES	40	80
RHODE ISLAND						
VERMONT	18,400			YES		120
VIRGINIA	38,340		YES	YES	36	36
WEST VIRGINIA			YES	YES	40+	120
DEPARTMENT OF LAW ENFORCEMENT FLORIDA						
CANADA						
ONTARIO		YES	YES	YES	240	80
QUEBEC			YES	YES	160	40

RECRUITMENT, SELECTION, TRAINING AND PROMOTION

III. TRAINING—STATE/PROVINCE AND AGENCY

B. Agency Training						
7. Programs—In-Service						
	e. In-Service Courses—Transfer/Promotion				f. Advanced Education	
	(2) Supervisory training for personnel promoted to:				(1) Colleges give credit for recruit training	
	NEXT PROMOTION	HOURS	NEXT PROMOTION	HOURS	SCHOOLS	
HIGHWAY PATROLS						
ALABAMA	YES		YES		YES	Troy State Univ.; Auburn Univ.; Enterprise State
ARIZONA					YES	Phoenix Comm. College; Glendale Comm. College; Central Arizona Comm. College
CALIFORNIA	YES	108			YES	Sacramento City College
COLORADO	YES	40-80	YES	40-80	YES	Denver Community College
FLORIDA	YES	44	YES	40	YES	Tallahassee Community College
GEORGIA	YES	120	YES	120	YES	Dekalb College
IOWA						
KANSAS						
MINNESOTA					YES	All State and Junior Colleges and Univ. of Minnesota
MISSISSIPPI					YES	MLEO Training Academy
MISSOURI					YES	Central Missouri State University
MONTANA						
NEBRASKA	YES	80	YES	80		
NEVADA					YES	Nevada Community College
NORTH CAROLINA	YES	200	YES	200		
NORTH DAKOTA	YES					
OHIO	YES	40	YES	40		
OKLAHOMA	YES	40	YES	40	YES	Oklahoma State Univ. Tech. Institute
SOUTH CAROLINA	YES	80	YES	80		
SOUTH DAKOTA	YES	40	YES	40		
TENNESSEE	YES	40			YES	Middle Tennessee State; Aquanis
TEXAS	YES	40	YES	40	YES	Central Texas College; St. Edward's University
UTAH	YES	40			YES	Weber State College
WASHINGTON					YES	Everett Community College; Seattle Comm. College; Bellevue Comm. College
WISCONSIN						
WYOMING						All Junior Colleges in Wyoming
STATE POLICE						
ALASKA						
ARKANSAS						
CONNECTICUT						
DELAWARE						Delaware Tech. and Community College
IDAHO	YES	480				
ILLINOIS					YES	Lincoln Land Community College
INDIANA	YES	40	YES	80	YES	IUPUI
KENTUCKY					YES	Eastern Kentucky Univ.; Kentucky State
LOUISIANA						
MAINE	YES		YES		YES	University of Maine at Bangor
MARYLAND			To comm. rank	60	YES	Catonville, Essex and Baltimore Community Colleges
MASSACHUSETTS					YES	Community Colleges
MICHIGAN	YES	40	YES	32	YES	Ferris State College
NEW HAMPSHIRE						
NEW JERSEY	YES	40	YES	Varies	YES	Union and Mercer County; Edison State
NEW MEXICO						
NEW YORK	YES	64			YES	All
OREGON	YES	Open	YES	Open	YES	Chemeketa; Linn-Benton
PENNSYLVANIA	YES	40			YES	All
RHODE ISLAND						
VERMONT					YES	Champlain College
VIRGINIA	YES	36	YES	36	YES	Virginia Community College system
WEST VIRGINIA					YES	Morris Harvey College
DEPARTMENT OF LAW ENFORCEMENT FLORIDA						
CANADA						
ONTARIO	YES	40	YES	40		
QUEBEC						

RECRUITMENT, SELECTION, TRAINING AND PROMOTION

III. TRAINING—STATE/PROVINCE AND AGENCY

B. Agency Training										
7. Programs—In-Service										
f. Advanced Education										
(1) Colleges give credit for recruit training		(2) Agency encourages college attendance								
CREDITS ALLOWED	EXAMINATION REQUIRED FOR ELIGIBILITY	ARRANGE WORK HOURS	PAY TUITION	THROUGH L.E.A.A.	PURCHASE BOOKS	PROMOTIONAL CREDIT	INCENTIVE PAY	OTHER	STATUTE CONTROLS	
HIGHWAY PATROLS										
ALABAMA	20		YES	YES						
ARIZONA	42		YES	YES						
CALIFORNIA	11	YES	YES	YES	YES					
COLOPADO	37	YES	YES	YES		Indirectly				
FLORIDA	10	YES	YES	YES						
GEORGIA	15	YES	YES	YES	YES	YES	YES			
IOWA			YES	YES						
KANSAS										
MINNESOTA	12		YES	YES	YES	YES	YES			
MISSISSIPPI	10		YES	YES	YES					
MISSOURI	32		YES	YES	YES					
MONTANA										
NEBRASKA			YES	YES	YES					
NEVADA	18	YES	YES	YES	YES	YES				
NORTH CAROLINA			YES	YES	YES	YES				
NORTH DAKOTA			YES	YES	YES	YES				
OHIO			YES	YES	YES					
OKLAHOMA	6	YES	YES	YES	YES					
SOUTH CAROLINA			YES	YES	YES	YES				
SOUTH DAKOTA			YES	YES	YES					
TENNESSEE	27		YES	YES	YES					
TEXAS	38		YES	YES	YES					
UTAH	9									
WASHINGTON	63		YES	YES	YES					
WISCONSIN			YES	YES	YES					
WYOMING	8		YES	YES	YES					
STATE POLICE										
ALASKA			YES	YES	YES					
ARKANSAS			YES	YES	YES	YES				
CONNECTICUT			YES	YES	YES					
DELAWARE	14		YES	YES	YES	YES				
IDAHO		YES	YES	YES	YES					
ILLINOIS	19	YES	YES	YES	YES	YES				
INDIANA	9	YES	YES	YES	YES					
KENTUCKY	25	YES	YES	YES	YES	YES	YES			
LOUISIANA			YES	YES	YES		YES			
MAINE	6		YES	YES	YES					
MARYLAND	5	YES	YES	YES	YES	YES	commissioned			
MASSACHUSETTS	Varies	YES			YES				YES	
MICHIGAN	22	YES	YES	YES	YES		Some positions			
NEW HAMPSHIRE			YES	YES	YES					
NEW JERSEY	12 (county), 9 (state)	YES	YES	YES	YES					
NEW MEXICO			YES	YES	YES					
NEW YORK	27		YES	YES	YES	YES				
OREGON	Varies		YES	YES	YES					
PENNSYLVANIA	12	YES	YES	YES	YES					
RHODE ISLAND										
VERMONT	3		YES	YES	YES	YES		Transportation		
VIRGINIA	21			YES	YES					YES
WEST VIRGINIA	18		YES	YES	YES					
DEPARTMENT OF LAW ENFORCEMENT FLORIDA					YES					
CANADA										
ONTARIO			YES	YES		YES				
QUEBEC			YES	YES						

RECRUITMENT, SELECTION, TRAINING AND PROMOTION

III. TRAINING—STATE/PROVINCE AND AGENCY

B. Agency Training									
7. Programs—In-Service									
f. Advanced Education									
(3) Utilize correspondence courses	(4) Number of sworn personnel completing:								
	LONG-COURSE NUTI	LONG-COURSE SOUTHERN POLICE INSTITUTE	FBI NATIONAL ACADEMY	TWO-YEAR COLLEGE	FOUR-YEAR COLLEGE	MA	LLB	Ph.D.	
HIGHWAY PATROLS									
ALABAMA			20						
ARIZONA	7	5	9	90	81	4			5
CALIFORNIA	YES	10	16	1,090	253	7			2
COLORADO		10	5						
FLORIDA			17						
GEORGIA		7	32	179	27				
IOWA									
KANSAS		1	16	8					
MINNESOTA		11	1	70	15	2			
MISSISSIPPI		1	2	30					
MISSOURI		9	9	14	84	2			
MONTANA		1							
NEBRASKA	YES		7	31	7				
NEVADA			1	14	12				
NORTH CAROLINA		7	8	40	25				
NORTH DAKOTA		9	8	12					
OHIO		19	7	75	47	4			
OKLAHOMA			2	42	28	2			
SOUTH CAROLINA				59	81				
SOUTH DAKOTA			1						
TENNESSEE		11	17	11	18	1			
TEXAS		5	19	144	150	3			
UTAH		3	1	25	5				
WASHINGTON	YES	15	1	149	48	4	1		1
WISCONSIN		13	4	4	10	1			
WYOMING				20	4				
STATE POLICE									
ALASKA		3	8						
ARKANSAS		3	4	8	40	6			
CONNECTICUT									
DELAWARE		3	4	41	29	1			
IDAHO		2	5	12	4	1			
ILLINOIS		30	4	14					
INDIANA			7	12					
KENTUCKY		35	48	27	110	25	5	1	
LOUISIANA		15	2	18					
MAINE			4	30	7		1		
MARYLAND		23	15	18					
MASSACHUSETTS		10	2	10	201	72	8		1
MICHIGAN	YES	8	6	10	150	180	12	1	1
NEW HAMPSHIRE			7	7	9	1			
NEW JERSEY		15	1	80	166	4			
NEW MEXICO	YES	3	1	13					
NEW YORK		22	29	454	289	27	1		6
OREGON	YES		4				2		1
PENNSYLVANIA		31	15						
RHODE ISLAND			7						
VERMONT			4	12	30				
VIRGINIA		3	4	113	27	1	1		
WEST VIRGINIA		3	3						
DEPARTMENT OF LAW ENFORCEMENT FLORIDA					151	5		4	
CANADA									
ONTARIO									
QUEBEC									

RECRUITMENT, SELECTION, TRAINING AND PROMOTION

III. TRAINING—STATE/PROVINCE AND AGENCY

	B. Agency Training					
	8. Instructors					
	a. Sworn Full-Time		b. Sworn Part-Time		c. Other	
	COMMISSIONED	NON-COMMISSIONED	COMMISSIONED	NON-COMMISSIONED	FULL-TIME CIVILIAN	PART-TIME, EXCEPT UNCOMPENSATED LECTURERS
HIGHWAY PATROLS						
ALABAMA	2	4				
ARIZONA	17				10	
CALIFORNIA		18		79	29	
COLORADO	2	1	18	5	1	
FLORIDA	2	2	5	12	25	
GEORGIA	3	3			3	
IOWA	1		14	22		
KANSAS	2		53		29	
MINNESOTA						
MISSISSIPPI	12		10	14	1	
MISSOURI	9		21		1	
MONTANA	1			1		
NEBRASKA	2	2	8	12		
NEVADA	3		10		28	
NORTH CAROLINA	2	3	15	12	25	
NORTH DAKOTA	1		14	10		
OHIO	5	6		10	3	
OKLAHOMA	7		Varies	Varies	Varies	
SOUTH CAROLINA	2		2		4	
SOUTH DAKOTA	1	1	10	35	5	
TENNESSEE	3		30	20	12-15	
TEXAS	10		60	19	55	
UTAH	2		1			
WASHINGTON	10		2		17	
WISCONSIN	4	1	4	1	53	
WYOMING	3		15	15	15	
STATE POLICE						
ALASKA	8				40	
ARKANSAS	3		20			
CONNECTICUT	1	8			21	
DELAWARE	1	2		1		
IDAHO	1		6			
ILLINOIS	1	11	10	135	6	
INDIANA	2		Varies	Varies	Varies	
KENTUCKY	2	2		1	23	
LOUISIANA	5					
MAINE	1	7	13	25	20	
MARYLAND		10	3	20	25	
MASSACHUSETTS	2	3	12	18	28	
MICHIGAN		10	9	10	12	
NEW HAMPSHIRE		1	6	12		
NEW JERSEY	4	32			21	
NEW MEXICO	4		47	10	41	
NEW YORK	5	7	75	100	5	
OREGON	1	3	12	24	10	
PENNSYLVANIA		37	12	17	200	
RHODE ISLAND	2					
VERMONT	1	3	1	1	1	
VIRGINIA	1	4	35	119	27	
WEST VIRGINIA	1	4				
DEPARTMENT OF LAW ENFORCEMENT						
FLORIDA	6					
CANADA						
ONTARIO		4	2	3	10	
QUEBEC	22		4		1	

RECRUITMENT, SELECTION, TRAINING AND PROMOTION

III. TRAINING—STATE/PROVINCE AND AGENCY

	B. Agency Training					
	8. Instructors					
	d. Qualifications					
	(1) Sworn required college degree	(2) Sworn required teacher training	(3) Full-time civilian required college degree			
	DESCRIPTION	DESCRIPTION	DESCRIPTION			
HIGHWAY PATROLS						
ALABAMA						
ARIZONA		YES	40-Hour Police Instruction School			
CALIFORNIA		YES	All sergeants given teacher training			
COLORADO		YES	Teaching certificate	YES	Criminal Justice or related	
FLORIDA						
GEORGIA		YES	Northwestern Training or Approved Instructor Course	YES	A.A.	
IOWA						
KANSAS						
MINNESOTA						
MISSISSIPPI						
MISSOURI		YES	Instructor Training Course			
MONTANA						
NEBRASKA		YES	Law Enforcement Instructor Training			
NEVADA						
NORTH CAROLINA		YES				
NORTH DAKOTA						
OHIO		YES				
OKLAHOMA						
SOUTH CAROLINA						
SOUTH DAKOTA		YES	40 hours of Methods			
TENNESSEE						
TEXAS		YES	40 hours on techniques of instruction			
UTAH		YES	Instructor course			
WASHINGTON		YES	Preferred previous teaching experience			
WISCONSIN						
WYOMING		YES	Certified training from Wyoming Law Enforcement Academy in Teaching			
STATE POLICE						
ALASKA		YES	Basic M.O.I. course			
ARKANSAS						
CONNECTICUT						
DELAWARE						
IDAHO						
ILLINOIS						
INDIANA						
KENTUCKY				YES		
LOUISIANA						
MAINE						
MARYLAND		YES	Two-week course at university			
MASSACHUSETTS						
MICHIGAN	YES	A.A.	YES	Instructor Training School		
NEW HAMPSHIRE						
NEW JERSEY		40 semester hours	YES	Two-week instructor course		
NEW MEXICO						
NEW YORK			YES	Instructor training		
OREGON			YES	Instructor Training School		
PENNSYLVANIA			YES	Training and evaluation by academy personnel		
RHODE ISLAND						
VERMONT			YES	College courses available		
VIRGINIA			YES	80-hour Instructor course		
WEST VIRGINIA						
DEPARTMENT OF LAW ENFORCEMENT						
FLORIDA	YES					
CANADA						
ONTARIO			YES	Instruction Course		
QUEBEC					YES	

RECRUITMENT, SELECTION, TRAINING AND PROMOTION

III. TRAINING—STATE/PROVINCE AND AGENCY

	B. Agency Training		C. Training—Other Agencies									
	6. Instructors	(4) Full-time civilian required teacher training	1. Agency Provides Training Services for Other Agencies	2. Training Services Paid for by:			3. Types of Programs Provided					
	d. Qualifications			REQUIRED BY LAW	a. Agency Budget	b. Special Appropriations	c. Student's Agencies	a. Recruit	b. In-Service	c. Promotional	d. Management	e. Specialized
	DESCRIPTION											
HIGHWAY PATROLS												
ALABAMA			YES		YES				YES	YES		YES
ARIZONA			YES	YES			YES		YES	YES		YES
CALIFORNIA			YES				YES	YES	YES	YES	YES	YES
COLORADO	YES	Teaching Certificate	YES	YES			YES	YES			YES	YES
FLORIDA												
GEORGIA	YES	2 years prior experience	YES	YES	YES		YES	YES	YES	YES	YES	YES
IOWA			YES	YES	YES		YES	YES		YES	YES	YES
KANSAS			YES		Part		Part				YES	YES
MINNESOTA			YES		YES			YES	YES		YES	
MISSISSIPPI			YES	YES	YES		YES	YES		YES	YES	YES
MISSOURI	YES	Instructor Training Course	YES		YES		YES	YES	YES	YES	YES	YES
MONTANA			YES		YES				YES		YES	YES
NEBRASKA			YES				YES					YES
NEVADA			YES				YES	YES	YES	YES	YES	YES
NORTH CAROLINA			YES		YES			YES	YES		YES	YES
NORTH DAKOTA			YES				YES			YES	YES	YES
OHIO			YES				Room & board	YES	YES		YES	YES
OKLAHOMA			YES	YES	YES			YES	YES	YES	YES	YES
SOUTH CAROLINA			YES		YES			YES	YES		YES	YES
SOUTH DAKOTA			YES	YES	YES				YES		YES	YES
TENNESSEE				YES				YES				YES
TEXAS			YES				YES			YES	YES	YES
UTAH			YES		YES				YES		YES	YES
WASHINGTON			YES		YES	YES	YES	YES	YES	YES	YES	YES
WISCONSIN							YES				YES	YES
WYOMING					YES	YES		YES	YES		YES	YES
STATE POLICE												
ALASKA			YES	YES			YES	YES		YES	YES	YES
ARKANSAS			YES		YES						YES	YES
CONNECTICUT			YES		YES		YES	YES			YES	YES
DELAWARE			YES				YES	YES	YES		YES	YES
IDAHO			YES		YES	YES	YES	YES	YES	YES	YES	YES
ILLINOIS							YES	YES	YES	YES	YES	YES
INDIANA			YES		YES			YES			YES	YES
KENTUCKY			YES				YES	YES			YES	YES
LOUISIANA					YES		YES				YES	YES
MAINE			YES	YES	YES	YES	YES		YES		YES	YES
MARYLAND			YES	Some	YES	YES	YES	YES	YES	YES	YES	YES
MASSACHUSETTS			YES	YES	YES	YES	YES	YES			YES	YES
MICHIGAN			YES		YES	YES	YES	YES		YES	YES	YES
NEW HAMPSHIRE					YES			YES			YES	YES
NEW JERSEY			YES	YES	YES	YES	YES	YES	YES	YES	YES	YES
NEW MEXICO			Some, but most training is by state law enforcement academy									
NEW YORK			YES		YES	YES	YES	YES		YES	YES	YES
OREGON			YES		YES	YES		YES	YES	YES	YES	YES
PENNSYLVANIA			YES	YES			YES	YES	YES	YES	YES	YES
RHODE ISLAND			YES	YES			YES	YES	YES	YES	YES	YES
VERMONT			YES	YES	YES		YES	YES		YES	YES	YES
VIRGINIA			YES		YES		YES	YES		YES	YES	YES
WEST VIRGINIA			YES	YES			YES	YES	YES	YES	YES	YES
DEPARTMENT OF LAW ENFORCEMENT												
FLORIDA			YES	YES	YES			YES	YES	YES	YES	YES
CANADA												
ONTARIO			YES		YES			YES	YES		YES	YES
QUEBEC												

RECRUITMENT, SELECTION, TRAINING AND PROMOTION

III. TRAINING—STATE/PROVINCE AND AGENCY

	C. Training—Other Agencies			D. Recruit Training	
	4. Total Number of Courses Conducted	5. Average Annual Number of Class Hours	6. Average Annual Attendance of Other Agencies' Personnel	1. Order in which Training Given and Hours Received	
				a. Status Code	HOURS IN STATUS
HIGHWAY PATROLS					
ALABAMA	41	1,494	250	2	520
ARIZONA				2	480
CALIFORNIA	25	40	140	2	884
COLORADO	10	40	864	2	650
FLORIDA				1	160
GEORGIA	82	82,500	2,750	2	520
IOWA	102			2	588
KANSAS				2	240
MINNESOTA				2	400
MISSISSIPPI	15				
MISSOURI	40	5,846	3,800	2	40
MONTANA					
NEBRASKA	3	30	50	2	323
NEVADA	300	500	150	2	603
NORTH CAROLINA	9	22	20	2	681
NORTH DAKOTA				2	640
OHIO	12	2,000	35	2	980
OKLAHOMA	30	480	893	2	646
SOUTH CAROLINA				2	400
SOUTH DAKOTA	10	20	30	1	54
TENNESSEE	4	60		2	243
TEXAS	32	1,349	760	2	934
UTAH	40	16	8	1	40
WASHINGTON	166	72	24	2	700
WISCONSIN	3	560	320	2	60
WYOMING	10	12	250	2	200
STATE POLICE					
ALASKA	17	2,536	413	1	
ARKANSAS	12	2	120	1	
CONNECTICUT	4	160	60	2	844
DELAWARE				2	350
IDAHO				0	480
ILLINOIS	25	925	50	2	240
INDIANA	Varies	39,787	1,471	2	540
KENTUCKY	8	80	40	2	819
LOUISIANA				2	480
MAINE				2	769
MARYLAND	48	1,295	521	2	962
MASSACHUSETTS	50	20,000	1,200	2	1,000
MICHIGAN	5	40	200	2	851
NEW HAMPSHIRE	1	16	125	2	295
NEW JERSEY	42	1,680	1,891	2	765 (academic), 1,600 (total)
NEW MEXICO				2	1,115
NEW YORK	10	3,000	450	2	816
OREGON				2	237
PENNSYLVANIA	15	6,000	577	2	160-200
RHODE ISLAND	5		60	2	1,608
VERMONT	22	80	300	1	540
VIRGINIA	28	1,220	780	1	160-960
WEST VIRGINIA	3	419	39	2	1,000
DEPARTMENT OF LAW ENFORCEMENT					
FLORIDA	248			2	320
CANADA					
ONTARIO	10			2	120
QUEBEC					

RECRUIT TRAINING STATUS CODE

- 0. Other.
- 1. "On the road" with experienced trooper prior to academy training.
- 2. Trainee in academy/recruit school.
- 3. "On the road" with training officer after either some or completed academy/recruit school training.
- 4. Full-fledged trooper "on his own." (No hours shown.)

RECRUITMENT, SELECTION, TRAINING AND PROMOTION

III. TRAINING—STATE/PROVINCE AND AGENCY

D. Recruit Training								
1. Order in which Training Given and Hours Received								
	b. Status Code		c. Status Code		d. Status Code		e. Status Code	
		HOURS IN STATUS		HOURS IN STATUS		HOURS IN STATUS		HOURS IN STATUS
HIGHWAY PATROLS								
ALABAMA	3	520	4					
ARIZONA	3	120	2	120	3	80	4	
CALIFORNIA	3	240	4					
COLORADO	3	168	4					
FLORIDA	2	660	3	40	4			
GEORGIA	2	594	4					
IOWA	3	1,118	4					
KANSAS	3	378	2	240	3	2-6 months	4	
MINNESOTA	3	50	2	344	3	320	4	
MISSISSIPPI								
MISSOURI	3	40	2	975	3	480	O	960-probationary period; then code 4
MONTANA								
NEBRASKA	3	1,320	2	80	4			
NEVADA	3	240	4					
NORTH CAROLINA	3	240	4					
NORTH DAKOTA	3	160	4					
OHIO	3	480	4					
OKLAHOMA	3	173	4					
SOUTH CAROLINA	3	80	4					
SOUTH DAKOTA	3	120	3	80	2	360	3	380 (then code 4)
TENNESSEE	3	180	4					
TEXAS	3	2,000	4					
UTAH	2	200	3	320	4			
WASHINGTON	3	120	2	40	3	40	4	
WISCONSIN	3	120	2	120	4			
WYOMING	3	100	2	150	4			
STATE POLICE								
ALASKA	2	800	3	960	4			
ARKANSAS	2	400	3		4			
CONNECTICUT	3	120	4					
DELAWARE	3	120	2	500	3	80	4	
IDAHO	2	200	O	480	3	80	4	
ILLINOIS	3	40	2	925	3	80	4	
INDIANA	3	500	2	80	4			
KENTUCKY	3	480	4					
LOUISIANA	3	Varies	4					
MAINE	4							
MARYLAND	3	240	4					
MASSACHUSETTS	3	500	4					
MICHIGAN	3	9 months	2	120	4			
NEW HAMPSHIRE	3	270	O	1,080	4			
NEW JERSEY	3	1,288	2	80	4			
NEW MEXICO	3	220	4					
NEW YORK	3	160	4					
OREGON	3	113	2	74	3	117	4	
PENNSYLVANIA	3	90	2	570	3	160	4	
RHODE ISLAND	3	105	4					
VERMONT	2	707	3	90	4			
VIRGINIA	2	986	4					
WEST VIRGINIA	3	500	4					
DEPARTMENT OF LAW ENFORCEMENT FLORIDA								
FLORIDA	4							
CANADA								
ONTARIO	3	640	2	240	3	640	2	240 (code 4 after 1 year)
QUEBEC								

RECRUITMENT, SELECTION, TRAINING AND PROMOTION

III. TRAINING—STATE/PROVINCE AND AGENCY

D. Recruit Training						
2. Academy/Recruit School Hours—General Categories						
a. Program Administration (Exams, Graduation, Study, Rules, etc.)	b. Department Administration (Ethics, Regulations, Policies, Disciplinary Procedures, etc.)	c. Administration of Justice (Codes, Arrests, Searches, Evidence, Justice System, etc.)	d. Social Science (Sociology, Human Relations, Criminology, Government, etc.)	e. Traffic Operations (A I., DWI, Vehicle Inspection, Driver License, etc.)	f. Staff Services (Records, Communications, Vehicle Maintenance, etc.)	
HIGHWAY PATROLS						
ALABAMA	12	12	65	36	42	20
ARIZONA	70	40	50	50	80	40
CALIFORNIA	100	28	103	33	129	23
COLORADO	80	21	73	130	78	29
FLORIDA	660	17	90	48	65	45
GEORGIA	108	60	77	9	37	7
IOWA						
KANSAS	102	15	105	29	70	5
MINNESOTA			114		88	
MISSISSIPPI						
MISSOURI	27	29	141	74	149	32
MONTANA						
NEBRASKA	55	16	89	13	36	10
NEVADA	26	44	104	28	95	6
NORTH CAROLINA	26	39	172	52	113	24
NORTH DAKOTA						
OHIO	38	14	57	17	100	11
OKLAHOMA	53	28	82	17	134	6
SOUTH CAROLINA	16	40	80		120	8
SOUTH DAKOTA	25	7	62	26	129	12
TENNESSEE	50	34	48	30	40	15
TEXAS	73	4	61	23	184	10
UTAH	20	8	8	6	12	6
WASHINGTON	109	17	83	18	138	6
WISCONSIN	74	23	109	44	194	10
WYOMING	8	7	34	8	64	4
STATE POLICE						
ALASKA	183	18	119	13	31	13
ARKANSAS	14	13	72	10	100	6
CONNECTICUT	10	13	170	6	120	6
DELAWARE	33	38	157	79	153	63
IDAHO	4	3	4		4	
ILLINOIS	105	98	120	50	160	20
INDIANA	15	10	125	12	50	10
KENTUCKY	87	20	115	54	104	18
LOUISIANA	20	15	100	20	180	20
MAINE	108	16	132	44	73	12
MARYLAND	167	15	190	44	70	10
MASSACHUSETTS	60	45	172	90	110	14
MICHIGAN	40	14	68	61	82	2
NEW HAMPSHIRE	37	16	48	16	40	4
NEW JERSEY	163	20	100	72	21	11
NEW MEXICO	306	26	130	27	100	32
NEW YORK	159	23	310	90	119	68
OREGON	34	26	139	16	147	7
PENNSYLVANIA	58	14	198	110	100	5
RHODE ISLAND	102	60	134	20	44	12
VERMONT	160	36	50	25	112	8
VIRGINIA	246	49	117	20	95	28
WEST VIRGINIA	18	40	209	43	170	30
DEPARTMENT OF LAW ENFORCEMENT FLORIDA						
FLORIDA						
CANADA						
ONTARIO						
QUEBEC						

RECRUITMENT, SELECTION, TRAINING AND PROMOTION

III. TRAINING—STATE/PROVINCE AND AGENCY

D. Recruit Training				
2. Academy/Recruit School Hours—General Categories				
g. Patrol Techniques (Concepts, Report Writing, etc.)	h. Investigation (Evidence collection/ Preservation, Interrogation, etc.)	i. Central Topics (First Aid, English, Math, etc.)	j. General Topics (Typing, Foreign Language, Water Safety, etc.)	k. Physical Training and Skills (Defense Tactics, Firearms, Driving, P.T., etc.)
HIGHWAY PATROLS				
ALABAMA	85	32	62	148
ARIZONA	40	20	40	40
CALIFORNIA	82	88	27	271
COLORADO	35	21	50	114
FLORIDA	53	88	60	166
GEORGIA	55	15	126	137
IOWA				
KANSAS	12	28	70	100
MINNESOTA	54		30	58
MISSISSIPPI				
MISSOURI	87	40	66	162
MONTANA				
NEBRASKA	12	20	8	46
NEVADA	45	12	92	149
NORTH CAROLINA	14	18	2	220
NORTH DAKOTA				
OHIO	16	32	35	95
OKLAHOMA	20	40	87	155
SOUTH CAROLINA	40		40	
SOUTH DAKOTA	34	25	84	112
TENNESSEE	20	40	20	50
TEXAS	26	26	14	47
UTAH	8	20	9	4
WASHINGTON	18	32	76	168
WISCONSIN	39	53	75	79
WYOMING	8	3	3	46
STATE POLICE				
ALASKA	57	112	98	65
ARKANSAS	30	45	20	70
CONNECTICUT	114	70	28	176
DELAWARE	52	83	68	166
IDAHO	6	16	8	25
ILLINOIS	125	119	102	216
INDIANA	18	55	75	120
KENTUCKY	42	154	64	120
LOUISIANA	15	40	50	40
MAINE	35	66	31	176
MARYLAND	60	50	80	150
MASSACHUSETTS	32	51	54	277
MICHIGAN	38	37	31	133
NEW HAMPSHIRE	8	41	12	66
NEW JERSEY	34	37	14	123
NEW MEXICO	28	50	82	323
NEW YORK	72	82	62	218
OREGON	21	20	32	40
PENNSYLVANIA	8	110	100	264
RHODE ISLAND	40	60	39	223
VERMONT	12	56	148	140
VIRGINIA	25	54	56	229
WEST VIRGINIA	25	81	36	224
DEPARTMENT OF LAW ENFORCEMENT FLORIDA				
CANADA				
ONTARIO				
QUEBEC				

RECRUITMENT, SELECTION, TRAINING AND PROMOTION

III. TRAINING—STATE/PROVINCE AND AGENCY

D. Recruit Training						
3. Academy/Recruit School Hours—Specific Subjects						
a. Criminal Codes	b. Traffic Codes	c. Rules of Evidence, Search, Seizure	d. A.I.	e. First Aid	f. Police- Community Relations	g. Personal Defense
HIGHWAY PATROLS						
ALABAMA	26	24	8	52	40	64
ARIZONA	30	25	25	70	20	20
CALIFORNIA	57	102	38	59	27	88
COLORADO	8	37	7	57	40	20
FLORIDA	52	40	20	36	34	18
GEORGIA	41	19	38	21	39	73
IOWA						
KANSAS	8	71	10	40	65	51
MINNESOTA	75	45	40	100	62	12
MISSISSIPPI						
MISSOURI	102	80	22	38	46	18
MONTANA	60	54	30	52	30	21
NEBRASKA	6	38	6	20	10	10
NEVADA	28	28	10	80	70	20
NORTH CAROLINA	53	97	26	60	26	26
NORTH DAKOTA						
OHIO	30	54	8	52	18	20
OKLAHOMA	25	89	5	66	20	7
SOUTH CAROLINA	8	40	16	120	16	100
SOUTH DAKOTA	12	13	21	41	81	8
TENNESSEE	15	15	4	35	16	6
TEXAS	26	14	6	43	40	51
UTAH	12	6	16	20	40	4
WASHINGTON	22	16	28	68	60	44
WISCONSIN	24	80	28	97	40	20
WYOMING	16	26	12	20	4	10
STATE POLICE						
ALASKA	62	14	25	16	88	35
ARKANSAS	30	20	12	80	20	10
CONNECTICUT	60	62	29	50	40	48
DELAWARE	20	20	20	48	22	46
IDAHO	8	4	4	12	16	10
ILLINOIS	52	118	26	65	54	50
INDIANA	50	25	10	18	32	25
KENTUCKY	50	30	24	32	51	15
LOUISIANA	46	60	20	80	40	20
MAINE	20	48	24	32	19	40
MARYLAND	85	72	15	30	56	5
MASSACHUSETTS	110	40	40	16	40	27
MICHIGAN	67	41	15	30	23	29
NEW HAMPSHIRE	22	14	5	16	12	10
NEW JERSEY	25	27	30	17	10	34
NEW MEXICO	39	65	17	46	57	62
NEW YORK	160	79	12	40	62	30
OREGON	21	59	32	18	24	12
PENNSYLVANIA	74	90	24	41	40	63
RHODE ISLAND	10	26	10	18	12	11
VERMONT	16	54	20	54	58	14
VIRGINIA	21	55	16	42	40	25
WEST VIRGINIA	105	60	40	55	32	63
DEPARTMENT OF LAW ENFORCEMENT FLORIDA						
CANADA						
ONTARIO	200	35	35	25	20	40
QUEBEC						

RECRUITMENT, SELECTION, TRAINING AND PROMOTION

III. TRAINING—STATE/PROVINCE AND AGENCY

	D. Recruit Training						
	3. Academy/Recruit School Hours—Specific Subjects						
	h. Firearms		i. Physical Conditioning	j. Mob and Riot Control	k. Role-Playing	l. Typing	m. English, Composition
	TOTAL	LAWS AND POLICY					
HIGHWAY PATROLS							
ALABAMA	40	2	36	20	2	2	
ARIZONA	24	10	50	4		1	
CALIFORNIA	72	8	43	9	106	12	
COLORADO	32	8	50	8	18	10	
FLORIDA	48	6	30	12	8	20	
GEORGIA	19	3	26	100			
IOWA							
KANSAS	28	4	70	5	4	4	
MINNESOTA	40		50	9		4	
MISSISSIPPI							
MISSOURI	56	3	124	14	77	67	
MONTANA	30		51	9		28	
NEBRASKA	23	6	32	8	4	5	
NEVADA	64	4	43	4		3	
NORTH CAROLINA	29	5	77	19	10	10	
NORTH DAKOTA							
OHIO	41	2	320	13	5	12	
OKLAHOMA	43	8	49	13	4	58	
SOUTH CAROLINA	40	8	4	4		10	
SOUTH DAKOTA	30		50	24	1	8	
TENNESSEE	27			10		15	
TEXAS	60	2	85	4	11	13	
UTAH	16		40	6	2		
WASHINGTON	34	4	45	6	12	14	
WISCONSIN	44	4		27	4		
WYOMING	16	3	15	2	4	2	
STATE POLICE							
ALASKA	24	62	35	4	100	3	
ARKANSAS	30	2	15	2	2		
CONNECTICUT	67	10	73	6	2	13	
DELAWARE	117	8	50	5	1	1	
IDAHO	20	4			6	9	
ILLINOIS	64	10	70	38	16	48	
INDIANA	45	3	60	30		40	
KENTUCKY	19	3	45	20	8	55	
LOUISIANA	80	8	36	40	10	20	
MAINE	42	2	40	8	10	3	
MARYLAND	33	3		7		43	
MASSACHUSETTS	72	4	106	20	36	24	
MICHIGAN	67		33	12	132	6	
NEW HAMPSHIRE	22	4	32	2	4	2	
NEW JERSEY	33	2	43	10	10	15	
NEW MEXICO	55	7	67	10	20	2	
NEW YORK	60	10	68	10	16	5	
OREGON	21	5	20	4	16	4	
PENNSYLVANIA	54	7	105	24	20	49	
RHODE ISLAND	35	3	106	11	16	36	
VERMONT	39	9	55	12	10	36	
VIRGINIA	38	2	55	61	4	30	
WEST VIRGINIA	94		56	33		20	
DEPARTMENT OF LAW ENFORCEMENT FLORIDA							
CANADA							
ONTARIO		30	40	20	15	15	
QUEBEC							

RECRUITMENT, SELECTION, TRAINING AND PROMOTION

III. TRAINING—STATE/PROVINCE AND AGENCY

	D. Recruit Training					
	3. Academy/Recruit School Hours—Specific Subjects					
	n. Public Speaking	o. Driving				
		(1) Pursuit/emergency			(2) Defensive	
TOTAL		CLASSROOM	BEHIND-THE-WHEEL	TOTAL	CLASSROOM	BEHIND-THE-WHEEL
HIGHWAY PATROLS						
ALABAMA	12	20	8	12	20	8
ARIZONA		8	4	4	8	4
CALIFORNIA	12	13	3	10	21	11
COLORADO	16	27	1	26	12	4
FLORIDA	21	14	6	8	36	20
GEORGIA	40	16	4	12	16	4
IOWA						
KANSAS	3	6	2	4	12	8
MINNESOTA	16	40	8	32	8	8
MISSISSIPPI						
MISSOURI	14	17	7	10	9	8
MONTANA	22	26	5	21	8	8
NEBRASKA	10	4	2	2	8	8
NEVADA	12	14	2	12	10	2
NORTH CAROLINA	12	56	10	46	24	10
NORTH DAKOTA						
OHIO	10	11	1	10	34	1
OKLAHOMA	16	16	4	12	14	8
SOUTH CAROLINA	20	44	40	4	40	32
SOUTH DAKOTA		40	YES	YES	8	8
TENNESSEE	5	2	2		8	8
TEXAS	22				8	8
UTAH		7	3	4	6	8
WASHINGTON	4	38	18	20	4	2
WISCONSIN		24	6	18	2	2
WYOMING		16	1	15	6	8
STATE POLICE						
ALASKA	4	5	3	2	5	3
ARKANSAS		2	2		8	8
CONNECTICUT	22	10	8	2	19	7
DELAWARE		19	6	13	8	12
IDAHO	4	20	4	16		8
ILLINOIS	8	54	10	45	7	7
INDIANA	20	18	8	10		
KENTUCKY	9				40	8
LOUISIANA		6	6		8	32
MAINE	40	32	6	26	8	8
MARYLAND	7	33	2	31	8	2
MASSACHUSETTS	10				33	7
MICHIGAN	4				16	8
MICHIGAN					48	8
NEW HAMPSHIRE		44	4	40		40
NEW JERSEY	5	4	4		12	8
NEW MEXICO	6	52	6	46	14	10
NEW YORK		8	4	4	22	10
OREGON		5	5		4	4
PENNSYLVANIA	40	7	1	6	4	1
RHODE ISLAND	8	4	4		4	4
VERMONT		8	8		8	8
VIRGINIA	10	24	4	20	32	2
WEST VIRGINIA	26				8	8
DEPARTMENT OF LAW ENFORCEMENT FLORIDA						
CANADA						
ONTARIO					8	8
QUEBEC						

IV. APPOINTMENT/PROMOTION

A. Appointment of Exempt Ranks					
1. Highest Rank			2. Next		
RANK	TITLE	APPOINTING AUTHORITY	RANK	TITLE	
HIGHWAY PATROLS					
ALABAMA	Colonel	Director of Public Safety	Governor	Lt. Colonel	Asst. Director of Public Safety
ARIZONA	Colonel	Director	Governor with Senate confirmation	Colonel	Supt. Highway Patrol
CALIFORNIA	Commissioner	Commissioner	Governor with Senate confirmation	Deputy Commissioner	Deputy Commissioner
COLORADO	Patrol Tech.	Patrolman Technician	Chief of State Patrol		
FLORIDA	Colonel	Director	Governor & Cabinet	Lt. Colonel	Deputy Director
GEORGIA	Colonel	Commissioner	Board of Public Safety	Lt. Colonel	Deputy Commissioner
IOWA					
KANSAS	Colonel	Superintendent	Governor with advice & consent of Senate		
MINNESOTA	Colonel	Chief	Commissioner of Public Safety	Lt. Colonel	Assistant Chief
MISSISSIPPI	← All ranks are exempt and without tenure or civil service →				
MISSOURI	Colonel	Superintendent	Governor with advice & consent of Senate	Lt. Colonel	Asst. Superintendent
MONTANA	Colonel	Chief	Attorney General		
NEBRASKA	Colonel	Superintendent	Governor		
NEVADA					
NORTH CAROLINA	Colonel	Patrol Commander	Governor	Major	Directors
NORTH DAKOTA					
OHIO	Colonel	Superintendent	Director of Highway Safety		
OKLAHOMA	Commissioner	Commissioner, Dept. of Public Safety	Governor with Senate confirmation	Asst. Commissioner	Asst. Commissioner, Dept. of Public Safety
SOUTH CAROLINA	Colonel	Director	Chief Highway Commissioner	All other personnel appointed by Director →	
SOUTH DAKOTA	Colonel	Superintendent	Secretary of Public Safety	Major	Asst. Superintendent
TENNESSEE		Commissioner			Deputy Commissioner
TEXAS	Colonel	Director	Public Safety Commission	Lt. Colonel	Asst. Director
UTAH					
WASHINGTON	Colonel	Division Commander	Chief	Lt. Colonel	Field Force Co.
WISCONSIN					
WYOMING					
STATE POLICE					
ALASKA					
ARKANSAS	Colonel	Director	Governor with approval of Senate		
CONNECTICUT	Colonel	Commissioner of State Police	Governor		
DELAWARE		Secretary, Dept. of Public Safety	Governor with Senate confirmation	Colonel	Superintendent
IDAHO	Director	Director, Dept. of Law Enforcement			Deputy Director
ILLINOIS	Colonel	Superintendent	Governor		
INDIANA		Superintendent	Governor		
KENTUCKY	Colonel	Commissioner	Governor		Deputy Commissioner
LOUISIANA	Colonel	Superintendent	Governor		
MAINE					
MARYLAND	Colonel	Superintendent	Governor		
MASSACHUSETTS	Colonel	Commissioner	Governor	Deputy Commissioner	Deputy Commissioner
MICHIGAN	Colonel	Director	Governor	Lt. Colonel	Deputy Director
NEW HAMPSHIRE	Colonel	Director	Governor & Executive Council		
NEW JERSEY					
NEW MEXICO	Chief	Chief	State Police Board	Deputy Chief	Bureau Commander
NEW YORK	Superintendent	Superintendent	Governor	Ranks down to & including captain appointed by the Superintendent	
OREGON	Superintendent	Superintendent	Governor		
PENNSYLVANIA	Colonel	Commissioner	Governor	Lt. Colonel	Deputy Commissioner
RHODE ISLAND	Colonel	Commissioner of Public Safety	Governor with approval of Senate		
VERMONT					
VIRGINIA					
WEST VIRGINIA	Colonel	Superintendent	Governor	Lt. Colonel	Inspector
DEPARTMENT OF LAW ENFORCEMENT FLORIDA					
← All ranks are exempt from civil service →					
CANADA					
ONTARIO	Commissioner	Commissioner	Prime Minister, with advice of Solicitor General	Deputy Commissioner	Deputy Commissioner
QUEBEC	Director Gen.	Director General	Lieutenant Governor in council		Deputy Director General

IV. APPOINTMENT/PROMOTION

A. Appointment of Exempt Ranks				
2. Next		3. Next		
APPOINTING AUTHORITY	RANK	TITLE	APPOINTING AUTHORITY	
HIGHWAY PATROLS				
ALABAMA				
ARIZONA	Governor			
ARIZONA	Director and Governor	Lt. Colonel	Division Chief	Director and Governor
CALIFORNIA	Commissioner with approval of Governor	Asst. Commissioner	Asst. Commissioner	Commissioner with approval of Governor
COLORADO				
FLORIDA	Director	Major	Inspector	Director
GEORGIA	Commissioner			
IOWA				
KANSAS				
MINNESOTA	Chief	Major		Chief
MISSISSIPPI				
MISSOURI	Superintendent	Major	Major	Superintendent
MONTANA				
NEBRASKA				
NEVADA				
NORTH CAROLINA	Patrol Commander			
NORTH DAKOTA				
OHIO				
OKLAHOMA	Commissioner			
SOUTH CAROLINA				
SOUTH DAKOTA	Superintendent			
TENNESSEE	Commissioner	Colonel	Colonel	Commissioner
TEXAS	Public Safety Commission and Director			
UTAH				
WASHINGTON	Chief	Major	Section Commander	Chief
WISCONSIN				
WYOMING				
STATE POLICE				
ALASKA				
ARKANSAS				
CONNECTICUT				
DELAWARE	Secretary, Dept. of Public Safety			
IDAHO		Colonel	Superintendent	
ILLINOIS				
INDIANA				
KENTUCKY	Commissioner	Colonel	Commander	Commissioner
LOUISIANA				
MAINE				
MARYLAND				
MASSACHUSETTS	Commissioner with approval of Governor and Council			
MICHIGAN	Director	Major	Major	Director
NEW HAMPSHIRE				
NEW JERSEY				
NEW MEXICO	Chief with approval of State Police Board	Major	Major	Chief with approval of State Police Board
NEW YORK				
OREGON				
PENNSYLVANIA	Governor			
RHODE ISLAND				
VERMONT				
VIRGINIA				
WEST VIRGINIA	Superintendent	Major	Executive Officer	Superintendent
DEPARTMENT OF LAW ENFORCEMENT FLORIDA				
CANADA				
ONTARIO	Prime Minister with advice of Solicitor General			
QUEBEC	Lieutenant Governor in council		Chief Inspector	Lieutenant Governor in council

RECRUITMENT, SELECTION, TRAINING AND PROMOTION

IV. APPOINTMENT/PROMOTION

	A. Appointment of Exempt Ranks								
	4. Next			5. Next			6. Next		
	RANK	TITLE	APPOINTING AUTHORITY	RANK	TITLE	APPOINTING AUTHORITY	RANK	TITLE	APPOINTING AUTHORITY
HIGHWAY PATROLS									
ALABAMA									
ARIZONA	Major	Asst. Div. Chief	Director						
CALIFORNIA									
COLORADO									
FLORIDA	Major	Deputy Inspector	Director						
GEORGIA									
IOWA									
KANSAS									
MINNESOTA									
MISSISSIPPI									
MISSOURI									
MONTANA									
NEBRASKA									
NEVADA									
NORTH CAROLINA									
NORTH DAKOTA									
OHIO									
OKLAHOMA									
SOUTH CAROLINA									
SOUTH DAKOTA									
TENNESSEE	Lt. Colonel	Lt. Colonel	Commissioner	Major	Major	Commissioner	Captain	Captain	Commissioner
TEXAS									
UTAH									
WASHINGTON	Captain	District Commander	Chief						
WISCONSIN									
WYOMING									
STATE POLICE									
ALASKA									
ARKANSAS									
CONNECTICUT									
DELAWARE									
IDAHO		Div. Administrators							
ILLINOIS									
INDIANA									
KENTUCKY	Lt. Colonel	Director	Commissioner	Major	Dir./Field Command	Commissioner			
LOUISIANA									
MAINE									
MARYLAND									
MASSACHUSETTS									
MICHIGAN									
NEW HAMPSHIRE									
NEW JERSEY									
NEW MEXICO									
NEW YORK									
OREGON									
PENNSYLVANIA									
RHODE ISLAND									
VERMONT									
VIRGINIA									
WEST VIRGINIA									
DEPARTMENT OF LAW ENFORCEMENT FLORIDA									
CANADA									
ONTARIO									
QUEBEC		Inspector	Lt. Gov. in council		Captain	Lt. Gov. in council		Lieutenant	Lt. Gov. in council

RECRUITMENT, SELECTION, TRAINING AND PROMOTION

IV. APPOINTMENT/PROMOTION

	B. Civil Service/Tenured Positions					
	1. Highest Rank		2. Next		3. Next	
	RANK	PROMOTIONAL PROCESS CODE	RANK	PROMOTIONAL PROCESS CODE	RANK	PROMOTIONAL PROCESS CODE
HIGHWAY PATROLS						
ALABAMA	Major	1, 2	Captain	1, 2	Lieutenant	1, 2
ARIZONA	Captain	1, 5	Lieutenant	1, 5	Sergeant	1, 5
CALIFORNIA	Supervising Inspector	2, 5	Inspector	2, 5	Captain	2, 5
COLORADO	Chief	1, 5	Deputy Chief	1, 5	Major	1, 5
FLORIDA	Captain	1, 2, 5	Lieutenant	1, 2, 5	F/Sergeant	1, 2
GEORGIA	Major	2	Captain	2	Lieutenant	1, 2, 5
IOWA						
KANSAS	Lt. Colonel	1, 2, 5	Major	1, 2, 5	Captain	1, 2, 5
MINNESOTA	Captain	1, 2, 5	Sergeant	1, 2, 5	Corporal	1, 2, 5
MISSISSIPPI						
MISSOURI						
MONTANA	Captain	1, 2, 3	Lieutenant	1, 2	Sergeant	1, 2, 3, 4
NEBRASKA	Lt. Colonel	2	Major	2	Captain	2, 5
NEVADA						
NORTH CAROLINA						
NORTH DAKOTA						
OHIO	Lt. Colonel	2	Major	2	Captain	2
OKLAHOMA	Colonel (Chief)	2	Lt. Colonel	2	Major	2
SOUTH CAROLINA						
SOUTH DAKOTA	Captain	1, 2, 5	Lieutenant	1, 2, 5	Sergeant	1, 2, 5
TENNESSEE	Lieutenant	2, 3, 5	Sergeant	2, 3, 5	Trooper	1, 3, 5
TEXAS	Chief	2, 5	Major	2, 5	Captain	1, 2, 5
UTAH	Colonel	1, 2	Colonel	1, 2	Captain	1, 2
WASHINGTON	Lieutenant	1, 2, 5	Sergeant	1, 2		
WISCONSIN	Colonel	5	Major	2, 5	Captain	2, 5
WYOMING						
STATE POLICE						
ALASKA						
ARKANSAS	Lt. Colonel	2	Major	2	Captain	2
CONNECTICUT	Lt. Colonel	5	Major	2, 5	Captain	1, 2, 5
DELAWARE	Lt. Colonel	2	Major	2	Staff Captain	2
IDAHO	Captain	2, 5	Lieutenant	2, 5	Sergeant	1, 2, 5
ILLINOIS	Major	1, 2, 5	Captain	1, 2, 5	Lieutenant	1, 2, 5
INDIANA						
KENTUCKY	Captain	2	Lieutenant	2	Sergeant	2, 3, 4, 5
LOUISIANA	Lt. Colonel	1, 2, 3, 5	Major	1, 2, 3, 5	Captain	1, 2, 3, 5
MAINE						
MARYLAND	Lt. Colonel	2	Major	2	Captain	2, 5
MASSACHUSETTS	Deputy Superintendent	2	Lt. Colonel	2	Major	2
MICHIGAN	Captain	5	1st Lieutenant	1, 2, 5	Lieutenant	1, 2
NEW HAMPSHIRE	Lt. Colonel	2	Major	2	Captain	2
NEW JERSEY						
NEW MEXICO						
NEW YORK						
OREGON						
PENNSYLVANIA						
RHODE ISLAND						
VERMONT	Major	2	Captain	1, 2, 5	Lieutenant	1, 2, 5
VIRGINIA						
WEST VIRGINIA						
DEPARTMENT OF LAW ENFORCEMENT FLORIDA						
CANADA						
ONTARIO						
QUEBEC						

PROMOTIONAL PROCESS CODE

1. Written examination.
- Evaluation, approval, or recommendation by:
2. Superior(s).
3. Personnel of equal rank.
4. Subordinates.
5. Oral interview board.

RECRUITMENT, SELECTION, TRAINING AND PROMOTION

IV. APPOINTMENT/PROMOTION

	B. Civil Service/Tenured Positions							
	4. Next		5. Next		6. Next		7. Next	
	RANK	PROMOTIONAL PROCESS CODE	RANK	PROMOTIONAL PROCESS CODE	RANK	PROMOTIONAL PROCESS CODE	RANK	PROMOTIONAL PROCESS CODE
HIGHWAY PATROLS								
ALABAMA	Sergeant	1, 2	Corporal	1, 2				
ARIZONA								
CALIFORNIA	Lieutenant	1, 2, 5	Sergeant	1, 2, 5				
COLORADO	Captain	1, 2, 5	Lieutenant	1, 2, 5	Sergeant	1, 2, 5		
FLORIDA	Sergeant	1, 2	Corporal	1, 2				
GEORGIA	Sergeant	1, 2, 5	Corporal	1, 2, 5				
IOWA								
KANSAS	Lieutenant	1, 2, 5	Sergeant	1, 2, 5				
MINNESOTA								
MISSISSIPPI								
MISSOURI								
MONTANA								
NEBRASKA	Lieutenant	2, 5	Sergeant	1, 2, 5	Corporal	1, 2, 5		
NEVADA								
NORTH CAROLINA								
NORTH DAKOTA								
OHIO	Staff Lieutenant	2	Lieutenant	2	Sergeant	2		
OKLAHOMA	Captain	1, 2, 5	1st Lieutenant	1, 2, 5	2nd Lieutenant	1, 2, 5		
SOUTH CAROLINA								
SOUTH DAKOTA								
TENNESSEE								
TEXAS	Lieutenant	1, 2, 5	Sergeant	1, 2, 5				
UTAH	Lieutenant	1, 2	Sergeant	1, 2	Trooper	1, 2		
WASHINGTON								
WISCONSIN	Lieutenant	2, 5	Sergeant	1, 2, 5	Trooper II	1, 2	Trooper I	1, 5
WYOMING								
STATE POLICE								
ALASKA								
ARKANSAS	Lieutenant	1, 2, 5	Sergeant	1, 2, 5				
CONNECTICUT	Lieutenant	1, 2, 5	Sergeant	1, 2, 5	Detective			
DELAWARE	Captain	2	Lieutenant	2	Sergeant	2	Corporal	2
IDAHO								
ILLINOIS	Sergeant	1, 2, 5	Corporal	1, 2, 5				
INDIANA								
KENTUCKY	Trooper	1, 2, 5						
LOUISIANA	Lieutenant	1, 2, 3, 5	Sergeant	1, 2, 5				
MAINE								
MARYLAND	1st Lieutenant	2, 5	2nd Lieutenant	1, 2	1st Sergeant	1, 2	Sergeant	1, 2
MASSACHUSETTS	Captain	1, 2, 5	Lieutenant	1, 2, 5	Staff Sergeant	1, 2, 5	Sergeant	1, 2, 5
MICHIGAN	Sergeant	1, 2	Trooper	1, 2				
NEW HAMPSHIRE	Lieutenant	1, 5	Detective Lieutenant	1, 5	Sergeant	1, 5	Detective Sergeant	1, 5
NEW JERSEY								
NEW MEXICO								
NEW YORK								
OREGON								
PENNSYLVANIA								
RHODE ISLAND								
VERMONT	Sergeant	1, 2, 5	Corporal	1, 2, 5				
VIRGINIA								
WEST VIRGINIA								
DEPARTMENT OF LAW ENFORCEMENT FLORIDA								
CANADA								
ONTARIO								
QUEBEC								

RECRUITMENT, SELECTION, TRAINING AND PROMOTION

IV. APPOINTMENT/PROMOTION

	B. Civil Service/Tenured Positions				C. Appointment		
	8. Next		9. Next		From Promotion List by:		
	RANK	PROMOTIONAL PROCESS CODE	RANK	PROMOTIONAL PROCESS CODE	1. Rule of One	2. Rule of Three	3. Other
HIGHWAY PATROLS							
ALABAMA						YES	
ARIZONA							Any on list
CALIFORNIA					By policy	By law	
COLORADO						YES	
FLORIDA						YES	Special assignments
GEORGIA							Rule of 5
IOWA							
KANSAS							Rule of 5
MINNESOTA							Rule of 40
MISSISSIPPI							
MISSOURI							
MONTANA							
NEBRASKA							
NEVADA							
NORTH CAROLINA							
NORTH DAKOTA							
OHIO							Forced choice evaluation system
OKLAHOMA							
SOUTH CAROLINA							
SOUTH DAKOTA						YES	
TENNESSEE							Rule of 5
TEXAS							
UTAH						YES	
WASHINGTON						YES	
WISCONSIN						YES	
WYOMING							
STATE POLICE							
ALASKA							
ARKANSAS							Rule of 5
CONNECTICUT						YES	Rule of 5 if within 5 points of #1
DELAWARE	Trooper 1st Class	2					
IDAHO						YES	
ILLINOIS						YES	
INDIANA							
KENTUCKY						YES	
LOUISIANA						YES	
MAINE							
MARYLAND	Corporal	1, 2	Trooper 1st Class	1, 2			Superintendent's discretion
MASSACHUSETTS	Corporal	1, 2, 5				YES	
MICHIGAN						YES	
NEW HAMPSHIRE	Corporal	1, 5	Detective Corporal	1, 5		YES	
NEW JERSEY							
NEW MEXICO							
NEW YORK							
OREGON							
PENNSYLVANIA							
RHODE ISLAND							
VERMONT						YES	
VIRGINIA							
WEST VIRGINIA							
DEPARTMENT OF LAW ENFORCEMENT FLORIDA							
CANADA							
ONTARIO							
QUEBEC							

RECRUITMENT, SELECTION, TRAINING AND PROMOTION

V. TRANSFERS

A. Non-Transferable Sworn Personnel				
	1. Some Personnel May Not Be Geographically Transferred without Their Permission	2. Some Personnel May Not Be Transferred to another Job or Position without Their Permission		
		a. By Union/Employee Association Agreement	b. Other Restriction	BY UNION/EMPLOYEE ASSOCIATION AGREEMENT
HIGHWAY PATROLS				
ALABAMA				
ARIZONA				
CALIFORNIA				
COLORADO				
FLORIDA				
GEORGIA				
IOWA				
KANSAS				
MINNESOTA	YES	YES—seniority system	YES	YES—seniority system
MISSISSIPPI				
MISSOURI				
MONTANA				
NEBRASKA				
NEVADA				
NORTH CAROLINA				
NORTH DAKOTA				
OHIO				
OKLAHOMA				
SOUTH CAROLINA				
SOUTH DAKOTA				
TENNESSEE				
TEXAS				
UTAH				
WASHINGTON				
WISCONSIN				
WYOMING				
STATE POLICE				
ALASKA				
ARKANSAS				
CONNECTICUT				
DELAWARE				
IDAHO				
ILLINOIS				
INDIANA				
KENTUCKY				
LOUISIANA				
MAINE				
MARYLAND				
MASSACHUSETTS				
MICHIGAN				
NEW HAMPSHIRE				
NEW JERSEY				
NEW MEXICO				
NEW YORK				
OREGON				
PENNSYLVANIA				
RHODE ISLAND				
VERMONT				
VIRGINIA				
WEST VIRGINIA				
DEPARTMENT OF LAW ENFORCEMENT FLORIDA				
CANADA				
ONTARIO				
QUEBEC	YES		Strict seniority system on years of service	

RECRUITMENT, SELECTION, TRAINING AND PROMOTION

V. TRANSFERS

B. Moving Compensation/Assistance						
	1. Agency Provides Compensation/Assistance to Geographically Transferred Personnel	Types of Transfers Included:				
		a. At Employee's Request	b. By Agency—In-Grade	c. By Agency—Promotional	d. Disciplinary	e. Other
		HIGHWAY PATROLS				
ALABAMA	YES	YES	YES	YES	YES	
ARIZONA	YES	YES	YES	YES	YES	
CALIFORNIA	YES		YES	YES	YES	
COLORADO	YES	YES	YES	YES	YES	
FLORIDA	YES		YES	YES	YES	
GEORGIA	YES		YES	YES	YES	
IOWA	YES		YES	YES	YES	
KANSAS	YES	YES	YES	YES	YES	
MINNESOTA	YES		YES	YES	YES	
MISSISSIPPI	YES	YES	YES	YES	YES	
MISSOURI	YES		YES	YES		
MONTANA	YES		YES	YES	YES	
NEBRASKA	YES		YES	YES		
NEVADA	YES		YES	YES		
NORTH CAROLINA	YES		YES	YES	YES	
NORTH DAKOTA	YES	YES	YES	YES	YES	
OHIO	YES		YES	YES		
OKLAHOMA	YES		YES	YES		
SOUTH CAROLINA	YES	YES	YES	YES	YES	
SOUTH DAKOTA	YES	YES	YES	YES	YES	
TENNESSEE	YES		YES	YES	YES	
TEXAS	YES	YES	YES	YES	YES	Best interest of Department
UTAH	YES		YES	YES	YES	
WASHINGTON	YES		YES	YES	YES	
WISCONSIN	YES		YES	YES	YES	
WYOMING	YES	YES	YES	YES	YES	Best interest of organization
STATE POLICE						
ALASKA	YES	YES	YES	YES	YES	
ARKANSAS	YES		YES	YES	YES	
CONNECTICUT						
DELAWARE						
IDAHO	YES		YES	YES	YES	
ILLINOIS	YES		YES	YES	YES	
INDIANA				YES	YES	
KENTUCKY						
LOUISIANA	YES		YES			
MAINE	YES		YES	YES	YES, but only assist is a truck at no cost	
MARYLAND	YES		YES	YES		
MASSACHUSETTS						
MICHIGAN	YES	YES	YES	YES	YES	
NEW HAMPSHIRE						
NEW JERSEY						
NEW MEXICO	YES	YES	YES	YES		
NEW YORK	YES	\$850 limit	YES	YES		
OREGON	YES		YES	YES	Occasionally	
PENNSYLVANIA	YES		YES	YES	YES	
RHODE ISLAND						
VERMONT	YES		YES	YES	YES	
VIRGINIA	YES		YES	YES		
WEST VIRGINIA	YES	YES	YES	YES	If approved	
DEPARTMENT OF LAW ENFORCEMENT FLORIDA	YES		YES	YES	YES	Any benefit to department
CANADA						
ONTARIO	YES		YES	YES	YES	
QUEBEC	YES	YES	YES	YES	YES	On retirement; to member's widow

V. TRANSFERS

B. Moving Compensation/Assistance

2. Criteria Establishing Necessity of Move Upon Transfer

	a. Mileage between Old and New H.Q.		b. Mileage between Old Residence and New H.Q.		c. Reasonable/Average Travel Time from Old Residence to New H.Q.		d. Other
		MILES		MILES		MINUTES	
HIGHWAY PATROLS							
ALABAMA							
ARIZONA							No formal policy or restrictions
CALIFORNIA					YES		
COLORADO			YES	5			
FLORIDA	YES						
GEORGIA			YES	50			Barracks provided, so employee not required to move
IOWA							Within post area
KANSAS	YES	10	YES	10	YES	20	
MINNESOTA			YES	30			
MISSISSIPPI							
MISSOURI							
MONTANA							
NEBRASKA							
NEVADA					YES	30	Within city if less than 10-man post
NORTH CAROLINA							Within county
NORTH DAKOTA	YES						
OHIO					YES	30	Within county
OKLAHOMA							
SOUTH CAROLINA							Within county
SOUTH DAKOTA							
TENNESSEE			YES		YES		
TEXAS							Within station area
UTAH	YES	50					
WASHINGTON							Within duty area
WISCONSIN	YES	10	YES	10			
WYOMING					YES		Expenses and vehicle furnished
STATE POLICE							
ALASKA							
ARKANSAS							
CONNECTICUT							
DELAWARE							
IDAHO							
ILLINOIS							Within District
INDIANA							Within Troop area
KENTUCKY							
LOUISIANA							
MAINE							Line trooper—within patrol area; staff trooper—within post area
MARYLAND							Each case individually decided
MASSACHUSETTS							
MICHIGAN			YES	20			
NEW HAMPSHIRE							
NEW JERSEY							
NEW MEXICO							
NEW YORK	YES	35	YES	35			
OREGON							Within patrol area and local phone exchange
PENNSYLVANIA							
RHODE ISLAND							
VERMONT							Within Division area
VIRGINIA							
WEST VIRGINIA							Within county
DEPARTMENT OF LAW ENFORCEMENT FLORIDA							Decision of director
CANADA							
ONTARIO							
QUEBEC							Discretion of the Force

V. TRANSFERS

B. Moving Compensation/Assistance

3. Commercial Moving Company Service

		a. Weight Limitation		b. Limitation on Type of Goods	c. Company Contracts To Effect all Moves for Total, Annual, Fixed Sum	d. List of Specified Moving Companies
			LIMIT IN POUNDS			
HIGHWAY PATROLS						
ALABAMA						
ARIZONA						
CALIFORNIA	YES	YES	11,000	Tractors; Implements; Livestock; Trailers; Business Materials		YES
COLORADO	YES	YES	8,000	Household/personal effects only		
FLORIDA						
GEORGIA	YES	YES	9,000	Vehicles; Building materials; Animals		
IOWA	YES	YES				
KANSAS	YES	YES				
MINNESOTA	YES					
MISSISSIPPI						
MISSOURI	YES					
MONTANA	YES					
NEBRASKA	YES			Household goods only		
NEVADA	YES	YES	10,000	Animals; Boats; Excessive hobby equipment		
NORTH CAROLINA	YES			Motor vehicles; Boats; Workshops		
NORTH DAKOTA	YES					
OHIO	YES			Household furnishings only		
OKLAHOMA	YES	YES	10,000	Vehicle or boat (except mobile home residence); Animals		
SOUTH CAROLINA						
SOUTH DAKOTA	YES	YES	8,000			YES
TENNESSEE	YES	YES	8,000			
TEXAS	YES			Vehicles; Boats; Livestock; Farm equipment		
UTAH	YES			Any reasonable item		
WASHINGTON	YES	YES	10,000	Household goods only		
WISCONSIN	YES	YES	10,000	Household goods only		
WYOMING	YES			Vehicle; Boat; Travel trailer		
STATE POLICE						
ALASKA	YES	YES	6,500			
ARKANSAS	YES	YES	8,000	Vehicle; Boat; Storage house		
CONNECTICUT						
DELAWARE						
IDAHO	YES	YES	9,000			YES
ILLINOIS						
INDIANA						
KENTUCKY						
LOUISIANA	YES			Household goods only		
MAINE	YES			Vehicles and boats		
MARYLAND	YES			Vehicles and boats		
MASSACHUSETTS						
MICHIGAN						
NEW HAMPSHIRE						
NEW JERSEY						
NEW MEXICO	YES	YES	8,000	Vehicle; Boat; Storage shed		YES
NEW YORK	YES	YES	12,000	Vehicle; Boat; Farm implement; Business or building material		
OREGON	YES	YES	12,500			
PENNSYLVANIA	YES					YES
RHODE ISLAND						
VERMONT	YES					
VIRGINIA	YES					
WEST VIRGINIA	YES			Vehicles and boats		
DEPARTMENT OF LAW ENFORCEMENT FLORIDA	YES					
CANADA						
ONTARIO	YES			Vehicles; Mobile home; Hobby equipment; Boats		
QUEBEC	YES	YES	12,000	Motor vehicles; Camping trailers; Boats		

RECRUITMENT, SELECTION, TRAINING AND PROMOTION

V. TRANSFERS

B. Moving Compensation/Assistance					
3. Commercial Moving Company Service		4. State/Province Truck			
e. Remarks		a. Provided at No Cost	b. Transferee Pays for Fuel	c. Transferee Moves on Duty Hours	
HIGHWAY PATROLS					
ALABAMA		YES	YES		
ARIZONA		YES	YES		YES
CALIFORNIA					
COLORADO					
FLORIDA					YES
GEORGIA		YES	YES		
IOWA					
KANSAS	Individually contracted at approved rates				
MINNESOTA					
MISSISSIPPI		YES	YES		
MISSOURI					
MONTANA	Competitive bids for each move				
NEBRASKA					
NEVADA		YES		YES	
NORTH CAROLINA					
NORTH DAKOTA					
OHIO	Competitive bids for each move	YES	YES		
OKLAHOMA					
SOUTH CAROLINA		YES	YES		YES
SOUTH DAKOTA	Licensed movers only				YES
TENNESSEE					
TEXAS	Rates set by Railroad Commission				
UTAH					
WASHINGTON	Competitive bids for each move				
WISCONSIN					
WYOMING	Legislation requires moves at state expense				YES
STATE POLICE					
ALASKA					
ARKANSAS					
CONNECTICUT					
DELAWARE					
IDAHO	Competitive bids for each move				YES
ILLINOIS		YES	YES		YES
INDIANA					
KENTUCKY					
LOUISIANA					
MAINE					
MARYLAND					
MASSACHUSETTS					
MICHIGAN		YES	YES		YES
NEW HAMPSHIRE					
NEW JERSEY					
NEW MEXICO					
NEW YORK					
OREGON	To \$500 for packing				
PENNSYLVANIA					
RHODE ISLAND					
VERMONT					
VIRGINIA					
WEST VIRGINIA					
DEPARTMENT OF LAW ENFORCEMENT FLORIDA					
CANADA					
ONTARIO					YES
QUEBEC					

RECRUITMENT, SELECTION, TRAINING AND PROMOTION

V. TRANSFERS

B. Moving Compensation/Assistance					
4. State/Province Truck		5. Subsistence, Other Payments			
d. Other Personnel Assigned To Assist	e. Other	a. Subsistence or Meals Allowance	MAXIMUM DAYS	MAXIMUM SUM	
HIGHWAY PATROLS					
ALABAMA	YES	YES	3		75
ARIZONA		YES	15		450
CALIFORNIA		YES	30		750
COLORADO		YES	30		450
FLORIDA					
GEORGIA		YES	3		30
IOWA		YES	Flexible		18
KANSAS					
MINNESOTA		YES	120		800
MISSISSIPPI					
MISSOURI		YES	2		Varies
MONTANA		YES	3		48
NEBRASKA					
NEVADA		Agency provides tractor & driver to move mobile home	YES	30	600
NORTH CAROLINA		YES	40		760
NORTH DAKOTA					
OHIO					
OKLAHOMA		YES	30		Actual expenses
SOUTH CAROLINA	YES	YES	15		Actual expenses
SOUTH DAKOTA		YES	60		Set by law
TENNESSEE		YES			
TEXAS					
UTAH					
WASHINGTON		YES	10		250
WISCONSIN		YES	30		Actual expenses
WYOMING		YES	2		4
STATE POLICE					
ALASKA		YES	10		520
ARKANSAS					
CONNECTICUT					
DELAWARE					
IDAHO		YES	3		50
ILLINOIS		YES	15		471
INDIANA					
KENTUCKY					
LOUISIANA					
MAINE					
MARYLAND					
MASSACHUSETTS					
MICHIGAN	YES	YES	2		22
NEW HAMPSHIRE					
NEW JERSEY					
NEW MEXICO		YES	3		60
NEW YORK		YES			5
OREGON		YES	30		510
PENNSYLVANIA		YES	30		690
RHODE ISLAND					
VERMONT		YES	30		
VIRGINIA		YES	30		
WEST VIRGINIA					
DEPARTMENT OF LAW ENFORCEMENT FLORIDA					
CANADA					
ONTARIO		YES	30		600
QUEBEC		YES	15		350

RECRUITMENT, SELECTION, TRAINING AND PROMOTION

V. TRANSFERS

B. Moving Compensation/Assistance								
5. Subsistence, Other Payments								
	b. Necessary Storage	b. Necessary Storage		c. Moving Insurance Premium	d. Utility Installation	e. Transportation or Mileage to Newly Assigned Area		g. Other Assistance
		MAXIMUM DAYS	MAXIMUM SUM			TRANSFERREE ONLY	TRANSFERREE AND FAMILY	
HIGHWAY PATROLS								
ALABAMA								
ARIZONA								
CALIFORNIA	YES	30		YES	To \$100	YES	YES	
COLORADO	YES	30		YES		YES	YES	
FLORIDA						YES	YES	
GEORGIA				YES		YES		YES
IOWA								
KANSAS				YES				
MINNESOTA					YES			
MISSISSIPPI								
MISSOURI				YES		YES	YES	
MONTANA						YES	YES	
NEBRASKA					Telephone			
NEVADA						YES		YES
NORTH CAROLINA				YES	YES	YES		YES
NORTH DAKOTA								
OHIO								
OKLAHOMA				YES				
SOUTH CAROLINA								
SOUTH DAKOTA								
TENNESSEE						YES		
TEXAS								
UTAH				YES				
WASHINGTON	YES	30	250	YES				
WISCONSIN					YES	YES		YES
WYOMING								
STATE POLICE								
ALASKA				YES	Some areas	YES		YES
ARKANSAS				YES				
CONNECTICUT								
DELAWARE								
IDAHO						YES	YES	
ILLINOIS								
INDIANA								
KENTUCKY								
LOUISIANA								
MAINE								
MARYLAND				YES				
MASSACHUSETTS								
MICHIGAN				YES		YES	YES	
NEW HAMPSHIRE								
NEW JERSEY								
NEW MEXICO				YES	Mobile homes only			
NEW YORK	YES	30		YES		YES	YES	
OREGON	YES	30		YES	YES	YES		YES
PENNSYLVANIA								
RHODE ISLAND								
VERMONT	YES			YES		YES		YES
VIRGINIA	YES			YES				
WEST VIRGINIA				YES				
DEPARTMENT OF LAW ENFORCEMENT								
FLORIDA				YES		YES	YES	
CANADA								
ONTARIO	YES			YES	YES	YES		YES
QUEBEC	YES		400	YES		YES		YES

RECRUITMENT, SELECTION, TRAINING AND PROMOTION

V. TRANSFERS

B. Moving Compensation/Assistance			
5. Subsistence, Other Payments			
	f. Expenses/Losses for:		g. Other Assistance
	HOUSE SALE	LEASE BREAKING	
HIGHWAY PATROLS			
ALABAMA			
ARIZONA			
CALIFORNIA	← YES, effective January 1975 →		
COLORADO			
FLORIDA			
GEORGIA			Connect and disconnect appliances
IOWA			
KANSAS			
MINNESOTA	← Realty fees up to \$2,000 →		
MISSISSIPPI			
MISSOURI			
MONTANA			
NEBRASKA			
NEVADA			
NORTH CAROLINA			
NORTH DAKOTA			
OHIO			
OKLAHOMA			
SOUTH CAROLINA			
SOUTH DAKOTA			Use of patrol vehicle to locate housing
TENNESSEE			
TEXAS			
UTAH			
WASHINGTON			
WISCONSIN			
WYOMING			
STATE POLICE			
ALASKA			
ARKANSAS			
CONNECTICUT			
DELAWARE			
IDAHO			
ILLINOIS			
INDIANA			
KENTUCKY			State vehicle can be used when available
LOUISIANA			
MAINE			
MARYLAND			
MASSACHUSETTS			
MICHIGAN			
NEW HAMPSHIRE			
NEW JERSEY			
NEW MEXICO			
NEW YORK			\$100 reimbursement for packing/unpacking
OREGON			Househunting expenses up to 5 days, plus mileage; Moving mobile homes
PENNSYLVANIA			
RHODE ISLAND			
VERMONT			
VIRGINIA			
WEST VIRGINIA			
DEPARTMENT OF LAW ENFORCEMENT			
FLORIDA			
CANADA			
ONTARIO	YES	YES	One half of monthly salary to cover incidentals
QUEBEC	YES	YES	3 days to look for new residence

END

7 11/11/11