


NCIRS

OHIO COURTS SUMMARY



19

75

34328

OFFICE OF THE ADMINISTRATIVE DIRECTOR

Sixteenth Summary Edition

1975

Ohio Courts
Published Monthly and Annually
William D. Radcliff
Administrative Director of Courts
30 East Broad Street
Columbus, Ohio 43215
(614) 466-2653

Forward

Ohio Courts, first published in January 1957 as a typed, ten page document, ends its nineteenth year of publication as a 155 page computer generated product. Ohio Courts began as an outgrowth of the need for better administration in the courts. Dramatic increases in both the size and complexity of the case-load since 1957 mandate that improvement in judicial administration be a continuing process. Implementation of the general superintendence power, which was given the Supreme Court by constitutional amendment in 1968, requires systematic collection and compilation of information from all courts of the state.

This issue of Ohio Courts Summary represents a milestone in the history of judicial administration in Ohio. With the inclusion of data from the Municipal Courts, County Courts and the Court of Claims, Ohio Courts now contains statistical information on every court of record in Ohio's judicial system.

William D. Radcliff

Table of Contents

	<u>Page No.</u>
Supreme Court of Ohio.....	3
Court of Appeals.....	9
Court of Common Pleas.....	17
General Jurisdiction.....	33
Domestic Relations Jurisdiction.....	55
Juvenile Jurisdiction.....	59
Probate Jurisdiction.....	63
Ohio Court of Claims.....	69
Ohio Municipal Courts.....	73
Ohio County Courts.....	120
Acknowledgements.....	155

Supreme Court of Ohio

	<u>Page No.</u>
Description.....	5
Table I.....Merit Docket- Filed and Terminated Comparison.....	6
Table II.....Merit Docket- Type of Cases Decided.....	6
Table III.....Motion Docket- Filed and Terminated Comparison.....	7
Table IV.....Disciplinary Docket- Filed and Terminated.....	7

THE SUPREME COURT OF OHIO

1975

Chief Justice C. William O'Neill

Justice Thomas M. Herbert

Justice J. J. P. Corrigan

Justice Leonard J. Stern

Justice Frank D. Celebrezze

Justice William B. Brown

Justice Paul W. Brown

SUPREME COURT OF OHIO

Legal Authorization: The Supreme Court is established by the Ohio Constitution as the court of last resort; Article IV, Section 1.

Organization: The Supreme Court has statewide jurisdiction and sits at Columbus.

Legal Jurisdiction: The Supreme Court has final appellate jurisdiction from all lower courts in the state. The court has original jurisdiction to issue extraordinary writs.

Judges:

- | | |
|----------------|---|
| Number | - The Supreme Court consists of a Chief Justice and six Justices. |
| Selection | - The Justices are nominated in a partisan primary but run on a separate, non-partisan judicial ballot. |
| Tenure | - The Chief Justice and Justices serve six year terms. |
| Qualifications | - A Justice of the Supreme Court must be admitted to practice as an attorney at law in Ohio and have engaged in the practice of law in Ohio or served as a judge of a court of record for a total of at least six years preceeding appointment or commencement of his term. |

Other Judicial Personnel: There are two master commissioners in the Supreme Court who hear motions for leave to appeal and original actions.

Support Personnel: The Justices of the Supreme Court appoint an administrative director, a clerk, a reporter, a librarian and such other personnel as may be necessary to carry on the various activities of the court.

Other: In addition to its legal jurisdiction described above, the Supreme Court exercises procedural rule-making power. Procedural Rules are promulgated by the Court and become effective unless both houses of the Legislature adopt a concurrent resolution of disapproval. The Chief Justice, in accordance with rules adopted by the court, exercises general superintendence power over all courts of the state. The Supreme Court also governs admission to and suspension from the bar of the state.

Table I

Merit Docket - Filed and Terminated ComparisonCases

450

400

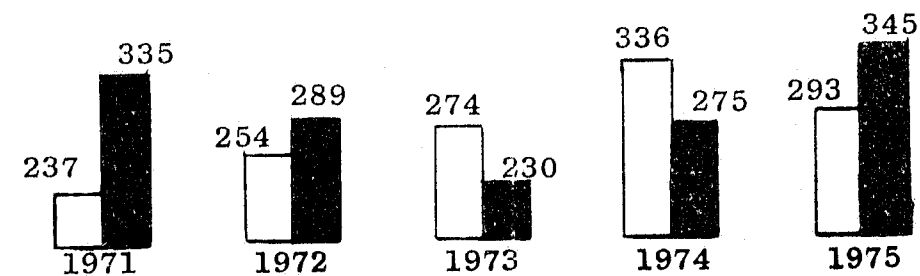
350

300

250

200

Year



□ = Filed ■ = Terminated

Table II

Merit Docket - Type of Cases Decided

	<u>1971</u>	<u>1972</u>	<u>1973</u>	<u>1974</u>	<u>1975</u>
Appeals	237	182	150	160	256
Original Actions	77	79	56	68	66
Habeas Corpus	<u>21</u>	<u>28</u>	<u>24</u>	<u>47</u>	<u>23</u>
Totals	335	289	230	275	345

Table III

Motion Docket - Filed and Terminated Comparison

A.

Motion to Certify

	<u>Filed</u>	<u>Overruled</u>	<u>Allowed</u>	<u>Terminated</u>
1971	429	405	52	457
1972	478	388	56	444
1973	535	462	81	543
1974	545	468	79	547
1975	634	538	74	612

B.

Motion for Leave to Appeal

	<u>Filed</u>	<u>Overruled</u>	<u>Allowed</u>	<u>Terminated</u>
1971	220	250	13	263
1972	262	232	20	252
1973	330	321	19	340
1974	306	273	22	295
1975	378	325	15	340

Table IV

Disciplinary Docket - Filed and TerminatedCases

20

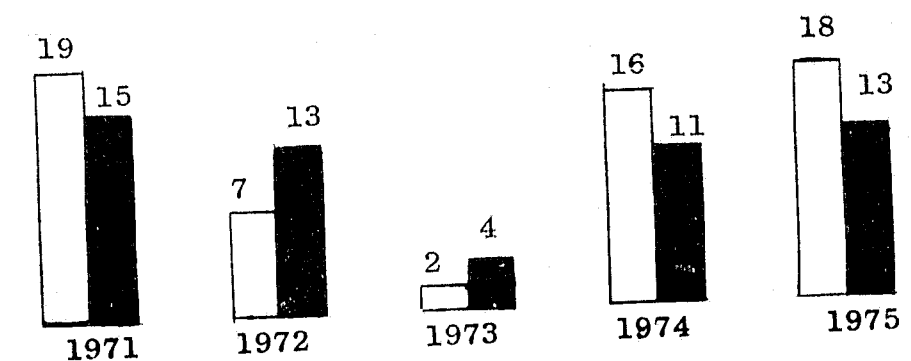
15

10

5

0

Year



□ = Filed ■ = Terminated

Court of Appeals

	<u>Page No.</u>
District Map.....	10
Description.....	11
Table V.....Statewide Filed and Terminated.....	12
Table VI.....Cases Showing Status By District and County.....	13

COURT OF APPEALS

Legal Authorization: The Ohio Courts of Appeals are established by the State Constitution, Article IV, Section 1.

Organization: The state is divided into 11 appellate districts. The eighth district serves Cuyahoga County and the tenth district serves Franklin County; the remainder of the districts serve 4 to 16 counties. Sessions of the Courts of Appeals are held in each county in a district.

Legal Jurisdiction: The Courts of Appeals function as intermediate appellate courts which hear appeals from the common pleas, county and municipal courts.

Judges:

- | | |
|----------------|--|
| Number | - There are 38 Judges in the Courts of Appeals. Each district elects three judges except the eighth district (Cuyahoga County) which has six judges and the tenth district (Franklin County) which has five judges. |
| Selection | - All judges are nominated in partisan primaries but run on a separate, non-partisan judicial ballot. |
| Tenure | - Court of Appeals Judges serve six year terms. |
| Qualifications | - A judge of the Court of Appeals must be admitted to practice as an attorney at law in Ohio and have engaged in the practice of law in Ohio or served as a judge of a court of record for a total of at least six years preceeding appointment or commencement of his term. |

Support Personnel: The Common Pleas Court Clerk is also clerk of the Court of Appeals for that county. The courts may employ such other persons as may be necessary to facilitate their function.

COURT OF APPEALS DISTRICT MAP

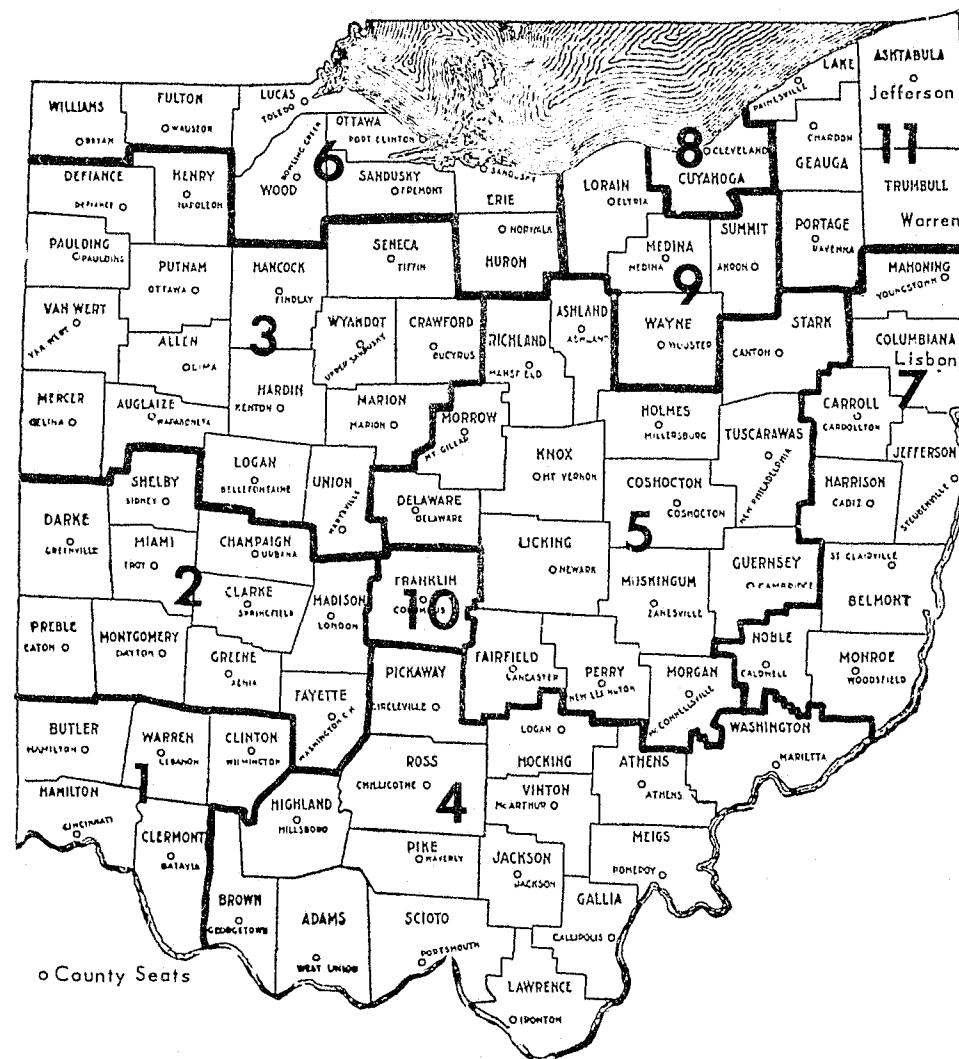


Table V

Statewide Filed and Terminated

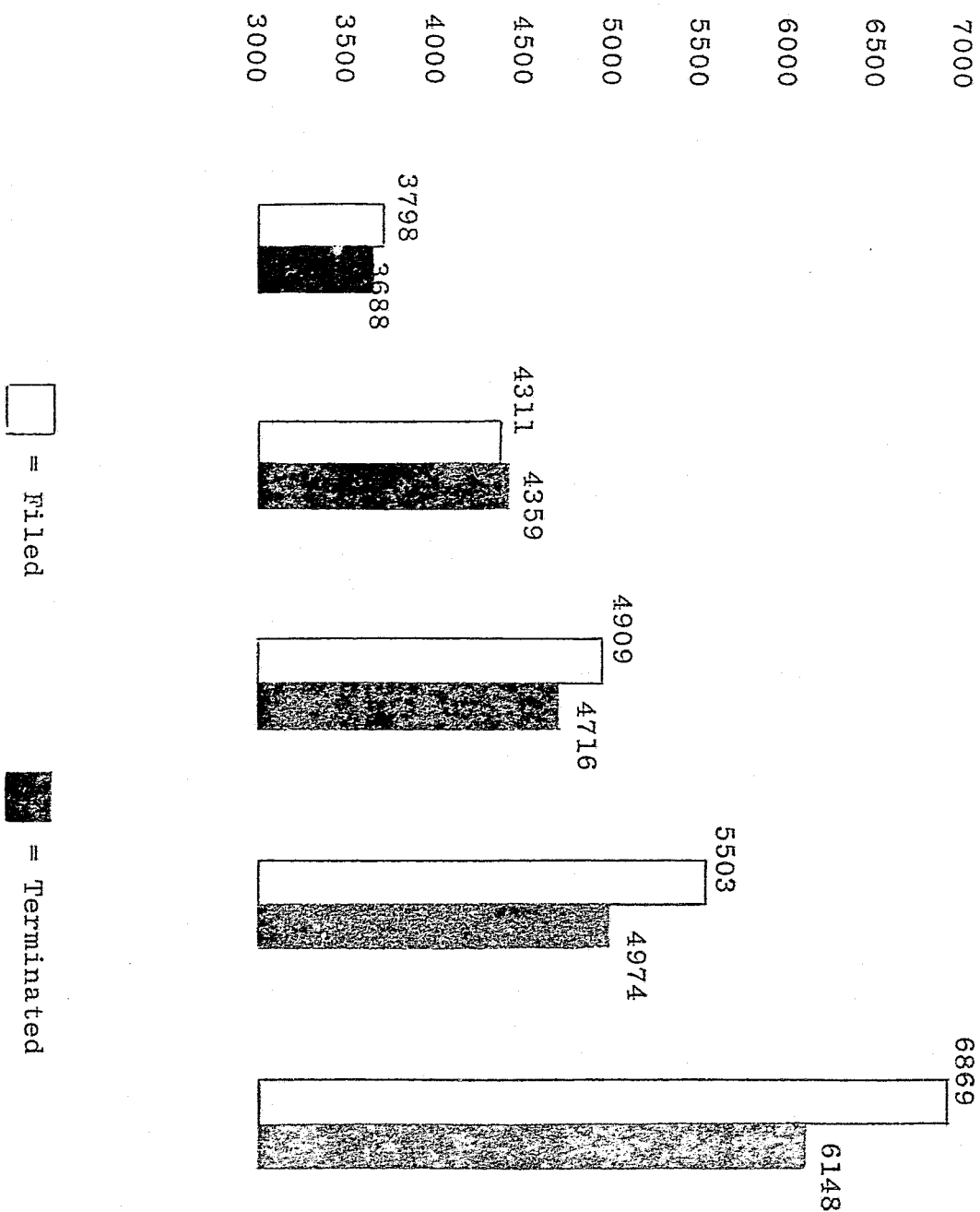


Table VI

CASES SHOWING STATUS BY DISTRICT AND COUNTY
1975

	TOTAL TERMINATIONS AT TRIAL COURT LEVEL	PENDING AT BEGINNING OF PERIOD	COURT OF APPEALS NUMBER OF CASES		PENDING AT END OF PERIOD
			FILED	TERM.	
FIRST DISTRICT					
BUTLER	50,817	69	116	96	89
CLERMONT	18,931	35	47	49	33
CLINTON	12,912	8	17	10	15
HAMILTON	232,648	456	765	633	588
WARREN	23,645	45	56	35	66
DISTRICT TOTALS	338,953	613	1,001	823	791
SECOND DISTRICT					
CHAMPAIGN	6,045	1	12	6	7
CLARK	34,735	45	63	75	33
DARKE	5,016	13	16	19	10
FAYETTE	6,851	19	14	25	8
GREENE	24,479	20	34	36	18
MADISON	12,646	11	27	31	7
MIAMI	13,163	25	53	58	20
MONTGOMERY	148,287	162	337	335	164
PREBLE	6,625	9	16	20	5
SHELBY	8,156	2	11	9	4
DISTRICT TOTALS	266,003	307	583	614	276
THIRD DISTRICT					
ALLEN	23,935	15	67	68	14
AUGLAIZE	7,855	9	21	23	7
CRAWFORD	6,733	3	13	5	11
DEFIANCE	7,755	9	24	25	8
HANCOCK	15,170	14	33	30	17
HARDIN	4,001	0	9	4	5
HENRY	4,889	1	9	6	4
LOGAN	8,588	5	17	15	7
MARION	17,515	15	24	29	10
MERCER	5,270	0	6	2	4
PAULDING	2,776	6	3	7	2
PUTNAM	3,739	4	10	5	9
SENECA	10,356	7	23	19	11
UNION	5,072	4	10	9	5
VAN Wert	5,904	2	5	5	2
WYANDOT	5,906	3	7	8	2
DISTRICT TOTALS	135,464	97	281	260	118

Table VI, contd.

CASES SHOWING STATUS BY DISTRICT AND COUNTY
1975

	TOTAL TERMINATIONS AT TRIAL COURT LEVEL	PENDING AT BEGINNING OF PERIOD	COURT OF APPEALS NUMBER OF CASES		PENDING AT END OF PERIOD
			FILED	TERM.	
FOURTH DISTRICT					
ADAMS	2,407	7	6	9	4
ATHENS	9,799	35	43	39	39
BROWN	5,322	3	7	5	5
GALLIA	5,127	7	9	8	8
HIGHLAND	4,151	21	26	22	25
HOCKING	3,626	2	6	4	4
JACKSON	5,647	10	12	10	12
LAWRENCE	10,269	22	72	30	64
MEIGS	2,734	2	12	7	7
PICKAWAY	8,388	7	15	5	17
PIKE	3,644	3	7	3	7
ROSS	21,815	15	17	23	9
SCIOTO	15,782	36	49	40	45
VINTON	2,123	4	5	8	1
WASHINGTON	12,089	22	19	23	18
DISTRICT TOTALS	112,923	196	305	236	265
FIFTH DISTRICT					
ASHLAND	13,755	7	19	21	5
COSHOCTON	4,254	4	8	6	6
DELAWARE	14,506	6	31	26	11
FAIRFIELD	16,729	18	33	39	12
GUERNSEY	9,769	5	8	12	1
HOLMES	2,162	0	3	3	0
KNOX	7,865	8	27	26	9
LICKING	17,322	15	84	79	20
MORGAN	1,189	1	4	2	3
MORROW	6,440	4	13	13	4
MUSKINGUM	15,324	15	28	33	10
PERRY	2,565	4	8	11	1
RICHLAND	31,270	40	194	203	31
STARK	59,025	67	203	204	66
TUSCARAWAS	12,099	21	55	59	17
DISTRICT TOTALS	214,274	215	718	737	196
SIXTH DISTRICT					
ERIE	26,185	19	50	44	25
FULTON	10,040	2	14	11	5

Table VI, contd.

CASES SHOWING STATUS BY DISTRICT AND COUNTY
1975

	TOTAL TERMINATIONS AT TRIAL COURT LEVEL	PENDING AT BEGINNING OF PERIOD	COURT OF APPEALS NUMBER OF CASES		PENDING AT END OF PERIOD
			FILED	TERM.	
HURON	9,912	4	9	8	5
LUCAS	123,623	89	278	237	130
OTTAWA	7,114	14	18	23	9
SANDUSKY	19,502	10	36	34	12
WILLIAMS	9,477	3	12	7	8
WOOD	19,277	10	30	28	12
DISTRICT TOTALS	225,130	151	447	392	206
SEVENTH DISTRICT					
BELMONT	12,309	11	33	23	21
CARROLL	3,246	2	7	6	3
COLUMBIANA	19,218	6	54	24	36
HARRISON	3,075	1	6	6	1
JEFFERSON	11,531	7	10	12	5
MAHONING	80,906	45	104	92	57
MONROE	1,660	9	14	16	7
NOBLE	1,334	3	11	8	6
DISTRICT TOTALS	133,279	84	239	187	136
EIGHTH DISTRICT					
CUYAHOGA	363,446	594	1,701	1,396	899
DISTRICT TOTALS	363,446	594	1,701	1,396	899
NINTH DISTRICT					
LORAIN	47,126	41	105	110	36
MEDINA	24,418	12	60	56	16
SUMMIT	126,760	145	334	338	141
WAYNE	13,437	7	39	30	16
DISTRICT TOTALS	211,741	205	538	534	209
TENTH DISTRICT					
FRANKLIN	235,822	251	705	622	334
DISTRICT TOTALS	235,822	251	705	622	334
ELEVENTH DISTRICT					
ASHTABULA	18,184	25	39	40	24
GEAUGA	9,492	21	37	35	23
LAKE	39,781	59	135	125	69
PORTAGE	34,967	28	59	52	35
TRUMBULL	48,860	55	81	95	41
DISTRICT TOTALS	151,284	188	351	347	192
STATE RECAP	2,388,319	2,901	6,869	6,148	3,622

	<u>Page No.</u>
Overall Information	
Description.....	18
Table VII.....Jurisdictional Arrangements.....	19
Table VIII.....Demographic Comparisons.....	20
Table IX.....Three Year Filing and Termination Comparisons.....	23
General Jurisdiction	
Table X.....General Jurisdiction Report.....	34
Table XI.....Criminal Cases- Arraigned and Terminated Comparisons (Statewide).....	35
Table XII.....Criminal Arraignments and Terminations.....	36
Table XIII.....Criminal Arraignments per Month (Statewide).....	39
Table XIV.....Felony Case Activity Comparison.....	40
Table XV.....Personal Injury Cases- Filed and Terminated Comparisons (Statewide).....	43
Table XVI.....Personal Injury- Filings and Terminations.....	44
Table XVII.....Personal Injury Filings per Month.....	47
Table XVIII.....Other Civil Cases.....	48
Workmen's Compensation, Appropriations, All Other Filed , Terminated and Pending.....	51
Table XIX.....Continuances Requested and Granted.....	52
Domestic Relations Jurisdiction	
Table XX.....Domestic Relations- Filed and Terminated Comparisons (Statewide).....	55
Table XXI.....Domestic Relations Jurisdiction (County by County).....	56
Table XXII.....Domestic Relations Filings per Month (Statewide).....	58
Juvenile Jurisdiction	
Table XXIII.....Juvenile Cases- Filed and Terminated Comparisons (Statewide).....	59
Table XXIV.....Juvenile Division (County by County).....	60
Table XXV.....Juvenile Filings per Month (Statewide).....	62
Probate Jurisdiction	
Table XXVI.....Probate Cases- Filed and Terminated Comparisons (Statewide).....	63
Table XXVII.....Probate Division (County by County).....	64
Table XXVIII.....Miscellaneous Probate Activities.....	66

COURTS OF COMMON PLEAS

Legal Authorization: Courts of Common Pleas are established by the State Constitution, Article IV, Section 1 and by Ohio Revised Code Section 2157.07 in the case of Juvenile Court Divisions.

Organization: There is a Common Pleas Court in each of the counties of the state. The activities of the Common Pleas Court are functionally divided into four areas: General, Domestic, Probate and Juvenile. Judges of the Common Pleas Court may exercise jurisdiction in more than one of these functional areas. In three counties there are four separate divisions, each exercising jurisdiction in one of the functional areas. Eleven counties use a three-division plan in which one division exercises only General Jurisdiction, one division exercises Domestic Relations and Juvenile Jurisdiction and one exercises Probate Jurisdiction. Sixty-seven counties use a two-division plan with one division exercising Probate and Juvenile Jurisdiction and the other exercising General and Domestic Relations Jurisdiction. Seven counties have only one division where a single judge has jurisdiction over all four functional areas. Judges who normally sit in one division may be temporarily assigned to another by the county presiding judge if assignment is in the same county, or by the Chief Justice of the Supreme Court if the assignment is in another county.

Legal Jurisdiction: The Courts of Common Pleas have exclusive original criminal jurisdiction of felonies and most serious criminal offenses. These courts have original jurisdiction in all civil cases where the amount in controversy is greater than \$500. Juvenile divisions of the Common Pleas Courts have exclusive original jurisdiction over any child under 18 including juvenile delinquency and dependency and neglect. Appeals are to the Courts of Appeals on the record.

Judges:

- Number - As of December 31, 1975, there are 296 judges of the Common Pleas Courts.
- Selection - Judges are nominated in a partisan primary and run on a separate non-partisan judicial ballot.
- Tenure - Common Pleas Court judges are elected for six years.
- Qualifications - A judge of the Common Pleas Court must be admitted to practice law in Ohio and have engaged in the practice of law in Ohio for a total of at least two years preceeding appointment or commencement of his term.

Other Judicial Personnel: Some Common Pleas Courts have referees or commissioners who hear domestic relations and juvenile cases.

Support Personnel: A clerk of the court is elected in each county. An administrative assistant may be appointed in counties having population in excess of 300,000. The courts may employ such other persons as may be necessary to facilitate its function.

Table VII

Jurisdictional Arrangements

	Number of Counties	Number of Judges	* Population
A. General Division Only	14	90	5,110,300
B. Domestic Relations Only	3	6	2,049,000
C. Probate Only	14	15	6,019,000
D. Juvenile Only	3	7	2,049,000
E. General and Domestic Relations	67	87	3,000,000
F. Domestic Relations and Juvenile	11	17	3,070,500
G. Juvenile and Probate	67	67	3,000,000
H. General, Domestic Relations, Probate and Juvenile	7	7	100,200

* Population figures are based upon the 1970 Census.

Table VIII

COURTS OF COMMON PLEAS DEMOGRAPHIC COMPARISONS
1975

COUNTY	GENERAL					DOMESTIC					JUVENILE				
	NO. JDGS	TOTAL FILED	FILED/ JUDGE	POP/ JUDGE	FILED/ 1000 POP	NO. JDGS	TOTAL FILED	FILED/ JUDGE	POP/ JUDGE	FILED/ 1000 POP	NO. JDGS	TOTAL FILED	FILED/ JUDGE	POP/ JUDGE	FILED/ 1000 POP
CUYAHOGA	26	20,653	794.5	66,204	12.0	2	10,525	5,262.5	860,650	6.1	4	27,714	6,928.5	430,325	16.1
HAMILTON	12	8,458	704.8	76,934	9.2	1	5,658	5,658.0	923,205	6.1	2	21,237	10,618.5	461,603	23.0
FRANKLIN	10	8,853	885.3	83,325	10.6	3	7,705	2,568.3	277,750	9.2	3	23,778	7,926.0	277,750	28.5
MONTGOMERY	7	5,130	732.8	86,916	8.4	2	5,053	2,526.5	304,207	8.3	2	9,543	4,771.5	304,207	15.7
SUMMIT	7	4,760	680.0	75,053	8.6	2	4,518	2,259.0	276,686	8.2	2	9,625	4,812.5	276,686	17.4
LUCAS	6	4,556	759.3	80,728	9.4	2	4,591	2,295.5	242,185	9.5	2	10,510	5,255.0	242,185	21.7
STARK	4	2,367	591.7	93,053	6.4	2	2,637	1,318.5	186,105	7.1	2	3,961	1,980.5	186,105	10.6
MAHONING	4	2,855	713.7	76,136	9.4	1	1,832	1,832.0	304,545	6.0	2	3,231	1,615.5	152,273	10.6
LORAIN	3	2,161	720.3	85,614	8.4	1	2,084	2,084.0	256,843	8.1	1	3,638	3,638.0	256,843	14.2
TRUMBULL	3	1,954	651.3	77,526	8.4	1	2,167	2,167.0	232,579	9.3	1	3,912	3,912.0	232,579	16.8
BUTLER	3	1,814	604.6	75,402	8.0	1	2,437	2,437.0	226,207	10.8	1	3,967	3,967.0	226,207	17.5
LAKE	2	1,423	711.5	58,600	7.2	1	1,499	1,499.0	197,200	7.6	1	5,123	5,123.0	197,200	26.0
CLARK	3	1,067	355.6	52,372	6.8	3	1,206	402.0	52,372	7.7	1	4,186	4,186.0	157,115	26.6
RICHLAND	2	898	449.0	64,999	6.9	1	1,436	1,436.0	129,997	11.0	1	1,976	1,976.0	129,997	15.2
PORTAGE	2	1,114	557.0	62,934	8.9	2	1,033	516.5	62,934	8.2	1	1,206	1,206.0	125,868	9.6
GREENE	2	855	427.5	62,529	6.8	2	932	466.0	62,529	7.5	1	2,156	2,156.0	125,057	17.2
ALLEN	2	795	397.5	55,572	7.2	2	867	433.5	55,572	7.8	1	2,700	2,700.0	111,144	24.3
COLUMBIANA	2	850	445.0	54,155	8.2	2	849	424.5	54,155	7.8	1	1,526	1,526.0	108,310	14.1
LICKING	2	783	391.5	53,900	7.3	2	1,047	523.5	53,900	9.7	1	2,335	2,335.0	107,799	21.7
ASHTABULA	2	724	362.0	49,119	7.4	2	1,034	517.0	49,119	10.5	1	1,860	1,860.0	98,237	18.9
JEFFERSON	2	678	339.0	48,057	7.0	2	719	359.5	48,097	7.5	1	799	799.0	96,193	8.3
CLERMONT	2	1,157	578.5	47,944	12.1	2	856	428.0	47,944	8.9	1	2,170	2,170.0	95,887	22.6
WOOD	2	549	274.5	44,861	6.1	2	583	291.5	44,861	6.5	1	1,554	1,554.0	89,722	17.3
WAYNE	2	627	313.5	43,562	7.2	2	643	321.5	43,562	7.4	1	1,329	1,329.0	87,123	15.3
WARREN	2	746	373.0	42,753	8.7	2	1,163	581.5	42,753	13.6	1	1,735	1,735.0	85,505	20.3
MIAMI	2	640	320.0	42,171	7.6	2	617	308.5	42,171	7.3	1	1,771	1,771.0	84,342	21.0
MEDINA	2	902	451.0	41,359	10.9	2	720	360.0	41,359	8.7	1	1,859	1,859.0	82,717	22.5
BELMONT	2	658	329.0	40,459	8.1	2	596	298.0	40,459	7.4	1	776	776.0	80,917	9.6
MUSKINGUM	2	629	314.5	38,913	8.1	2	679	339.5	38,913	8.7	1	1,839	1,839.0	77,826	23.6
TUSCARAWAS	2	784	392.0	38,606	10.2	2	538	269.0	38,606	7.0	1	996	996.0	77,211	12.9
SCIOTO	2	694	347.0	38,476	9.0	2	667	333.5	38,476	8.7	1	974	974.0	76,951	12.7
ERIE	1	630	630.0	75,909	8.3	1	585	585.0	75,909	7.7	1	2,246	2,246.0	75,909	29.6
FAIRFIELD	2	462	231.0	36,651	6.3	2	729	364.5	36,651	9.9	1	1,221	1,221.0	73,301	16.7
MARION	1	451	451.0	64,724	7.0	1	629	629.0	64,724	9.7	1	1,894	1,894.0	64,724	29.3
GEAUGA	1	499	499.0	62,977	7.9	1	412	412.0	62,977	6.5	1	1,242	1,242.0	62,977	19.7
HAMCOCK	1	385	385.0	61,217	6.3	1	449	449.0	61,217	7.3	1	1,223	1,223.0	61,217	20.0
ROSS	1	523	523.0	61,211	8.5	1	727	727.0	61,211	11.9	1	1,236	1,236.0	61,211	20.2
SANDUSKY	1	483	483.0	60,983	7.9	1	534	534.0	60,983	8.8	1	946	946.0	60,983	15.5
SENECA	1	294	294.0	60,696	4.8	1	379	379.0	60,696	6.2	1	979	979.0	60,696	16.1
WASHINGTON	1	268	268.0	57,160	4.7	1	403	403.0	57,160	7.1	1	659	659.0	57,160	11.5

Table VIII, contd.

COURTS OF COMMON PLEAS DEMOGRAPHIC COMPARISONS
1975

COUNTY	GENERAL					DOMESTIC					JUVENILE				
	NO. JDGS	TOTAL FILED	FILED/ JUDGE	POP/ JUDGE	FILED/ 1000 POP	NO. JDGS	TOTAL FILED	FILED/ JUDGE	POP/ JUDGE	FILED/ 1000 POP	NO. JDGS	TOTAL FILED	FILED/ JUDGE	POP/ JUDGE	FILED/ 1000 POP
LAWRENCE	1	531	531.0	56,868	9.3	1	650	650.0	56,868	11.4	1	944	944.0	56,868	16.6
ATHENS	1	391	391.0	55,747	7.0	1	360	360.0	55,747	6.5	1	512	512.0	55,747	9.2
CRAWFORD	1	420	420.0	50,364	8.3	1	399	399.0	50,364	7.9	1	664	664.0	50,364	13.2
HURON	1	509	509.0	49,587	10.3	1	426	426.0	49,587	8.6	1	901	901.0	49,587	18.2
DARKE	1	380	380.0	49,141	7.7	1	274	274.0	49,141	5.6	1	325	325.0	49,141	6.6
ASHLAND	1	235	235.0	43,303	5.4	1	400	400.0	43,303	9.2	1	722	722.0	43,303	16.7
DELAWARE	1	267	267.0	42,908	6.2	1	317	317.0	42,908	7.4	1	1,298	1,298.0	42,908	30.3
KNOX	1	200	200.0	41,795	4.8	1	313	313.0	41,795	7.5	1	562	562.0	41,795	13.4
PICKAWAY	1	445	445.0	40,071	11.1	1	358	358.0	40,071	8.9	1	789	789.0	40,071	19.7
AUGLAIZE	1	325	325.0	38,602	8.4	1	219	219.0	38,602	5.7	1	581	581.0	38,602	15.1
SHELBY	1	246	246.0	37,748	6.5	1	343	343.0	37,748	9.1	1	720	720.0	37,748	19.1
GJERNSEY	1	317	317.0	37,665	8.4	1	322	322.0	37,665	8.5	1	717	717.0	37,665	19.0
OTTAWA	1	225	225.0	37,099	6.1	1	213	213.0	37,099	5.7	1	441	441.0	37,099	11.9
DEFIANCE	1	201	201.0	36,949	5.4	1	270	270.0	36,949	7.3	1	556	556.0	36,949	15.0
MERCER	1	116	116.0	35,558	3.3	1	131	131.0	35,558	3.7	1	539	539.0	35,558	15.2
LOGAN	1	149	149.0	35,072	4.2	1	251	251.0	35,072	7.2	1	613	613.0	35,072	17.5
PREBLE	1	187	187.0	34,719	5.4	1	269	269.0	34,719	7.7	1	455	455.0	34,719	13.1
WILLIAMS	1	223	223.0	33,669	6.6	1	284	284.0	33,669	8.4	1	639	639.0	33,669	19.0
COSHOCTON	1	230	230.0	33,486	6.9	1	243	243.0	33,486	7.3	1	409	409.0	33,486	12.2
FULTON	1	337	337.0	33,071	10.2	1	232	232.0	33,071	7.0	1	491	491.0	33,071	14.8
CLINTON	1	228	228.0	31,464	7.2	1	318	318.0	31,464	10.1	1	753	753.0	31,464	23.9
PUTNAM	1	135	135.0	31,134	4.3	1	115	115.0	31,134	3.7	1	356	356.0	31,134	11.4
HARDIN	1	131	131.0	30,813	4.3	1	216	216.0	30,813	7.0	1	307	307.0	30,813	10.0
CHAMPAIGN	1	278	278.0	30,491	9.1	1	238	238.0	30,491	7.8	1	535	535.0	30,491	17.5
VAN WERT	1	185	185.0	29,194	6.2	1	190	190.0	29,194	6.5	1	404	404.0	29,194	13.8
HIGHLAND	1	205	205.0	28,996	7.1	1	214	214.0	28,996	7.4	1	409	409.0	28,996	14.1
MADISON	1	368	368.0	28,318	13.0	1	234	234.0	28,318	8.3	1	599	599.0	28,318	21.2
PERRY	1	212	212.0	27,434	7.7	1	178	178.0	27,434	6.5	1	345	345.0	27,434	12.6
JACKSON	1	236	236.0	27,174	8.7	1	268	268.0	27,174	9.9	1	513	513.0	27,174	18.9
HENRY	1	180	180.0	27,058	6.7	1	131	131.0	27,058	4.8	1	381	381.0	27,058	14.1
BROWN	1	307	307.0	26,635	11.5	1	224	224.0	26,635	8.4	1	522	522.0	26,635	19.6
FAYETTE	1	219	219.0	25,461	8.6	1	230	230.0	25,461	9.0	1	442	442.0	25,461	17.4
GALLIA	1	147	147.0	25,239	5.8	1	206	206.0	25,239	8.2	1	320	320.0	25,239	12.7
UNION	1	135	135.0	23,786	5.7	1	167	167.0	23,786	7.0	1	342	342.0	23,786	14.4
HOLMES	1	149	149.0	23,024	6.5	1	97	97.0	23,024	4.2	1	213	213.0	23,024	9.3
WYANDOT	1	122	122.0	21,826	5.6	1	140	140.0	21,826	6.4	1	367	367.0	21,826	16.8
CARROLL	1	273	273.0	21,579	12.7	1	194	194.0	21,579	9.0	1	350	350.0	21,579	16.2
MORROW	1	202	202.0	21,348	9.5	1	136	136.0	21,348	6.4	1	431	431.0	21,348	20.2
HOCKING	1	186	188.0	20,322	9.3	1	199	199.0	20,322	9.8	1	390	390.0	20,322	19.2
MEIGS	1	128	128.0	19,799	6.5	1	222	222.0	19,799	11.2	1	340	340.0	19,799	17.2

Table VIII, contd.
COURTS OF COMMON PLEAS DEMOGRAPHIC COMPARISONS
1975

COUNTY	GENERAL					DOMESTIC					JUVENILE				
	NO. JDS	TOTAL FILED	FILED/ JUDGE	POP/ JUDGE	FILED/ 1000 POP	NO. JDS	TOTAL FILED	FILED/ JUDGE	POP/ JUDGE	FILED/ 1000 POP	NO. JDS	TOTAL FILED	FILED/ JUDGE	POP/ JUDGE	FILED/ 1000 POP
PAULDING	1	184	184.0	19,329	9.5	1	132	132.0	19,329	6.8	1	265	265.0	19,329	13.7
PIKE	1	144	144.0	19,114	7.5	1	167	167.0	19,114	8.7	1	400	400.0	19,114	20.9
ADAMS	1	188	188.0	18,957	9.9	1	192	192.0	18,957	10.1	1	159	159.0	18,957	8.4
HARRISON	1	157	157.0	17,013	9.2	1	115	115.0	17,013	6.8	1	190	190.0	17,013	11.2
MONROE	1	108	108.0	15,739	6.9	1	96	96.0	15,739	6.1	1	73	73.0	15,739	4.6
MORGAN	1	43	43.0	12,375	3.5	1	88	88.0	12,375	7.1	1	98	98.0	12,375	7.9
NOBLE	1	76	76.0	10,428	7.3	1	47	47.0	10,428	4.5	1	71	71.0	10,428	6.8
VINTON	1	84	84.0	9,420	8.9	1	72	72.0	9,420	7.6	1	203	203.0	9,420	21.5
STATE RECAP	184	95,120	516.9	57,915	8.9	115	82,838	720.3	92,665	7.8	99	194,288	1,962.5	107,641	18.2

Table IX

OHIO COMMON PLEAS COURTS
YEAR-BY-YEAR COMPARISONS OF FILINGS AND TERMINATIONS
FOR THE GENERAL, DOMESTIC RELATIONS, PROBATE, AND JUVENILE JURISDICTIONS

COUNTY	YEAR	*****GENERAL*****		**DOMESTIC RELATIONS*		*****PROBATE*****		*****JUVENILE*****	
		FILINGS	TERMINAT.	FILINGS	TERMINAT.	FILINGS	TERMINAT.	FILINGS	TERMINAT.
BUTLER	1973	1,492	1,542	2,305	2,311	1,804	1,725	3,773	3,791
	1974	1,509	1,408	2,478	2,403	1,853	1,721	3,895	3,384
	1975	1,814	1,633	2,437	2,487	1,383	1,628	3,967	3,943
	*** COUNTY TOTAL	4,815	4,683	7,220	7,201	5,540	5,074	11,635	11,618
LAKE	1973	1,174	966	1,343	1,287	1,707	1,291	3,712	3,519
	1974	1,403	1,246	1,398	1,582	2,300	1,821	4,039	4,577
	1975	1,523	1,297	1,499	1,545	2,068	1,544	5,123	4,959
	*** COUNTY TOTAL	4,000	3,509	4,240	4,414	6,075	4,656	12,874	13,055
CLARK	1973	980	953	1,315	1,341	1,432	1,458	3,825	3,741
	1974	946	985	1,318	1,249	1,355	1,344	3,857	3,892
	1975	1,067	1,142	1,206	1,313	1,342	1,320	4,186	4,173
	*** COUNTY TOTAL	2,993	3,080	3,839	3,903	4,129	4,122	11,868	11,806
RICHLAND	1973	776	916	1,321	1,286	1,486	1,480	2,097	2,136
	1974	927	838	1,365	1,375	1,429	1,404	2,256	2,235
	1975	878	912	1,436	1,418	1,389	1,317	1,976	1,911
	*** COUNTY TOTAL	2,601	2,666	4,122	4,079	4,304	4,201	6,329	6,282
PORTAGE	1973	1,091	1,158	902	836	950	1,081	1,153	1,149
	1974	1,015	992	925	806	964	922	1,279	1,270
	1975	1,114	981	1,033	1,037	881	941	1,206	1,216
	*** COUNTY TOTAL	3,220	3,131	2,860	2,679	2,795	2,944	3,638	3,635
GREENE	1973	595	515	911	771	814	738	1,921	1,895
	1974	706	584	816	814	868	730	2,072	2,045
	1975	855	780	932	773	889	864	2,156	2,205
	*** COUNTY TOTAL	2,156	1,879	2,659	2,358	2,571	2,332	6,149	6,145
ALLEN	1973	706	853	753	813	1,493	1,238	2,561	2,516
	1974	797	796	926	886	1,372	1,129	2,405	2,389
	1975	795	807	867	876	1,355	974	2,700	2,630
	*** COUNTY TOTAL	2,298	2,456	2,546	2,575	4,220	3,341	7,666	7,535
COLUMBIANA	1973	661	697	698	717	1,213	1,235	1,217	1,101
	1974	704	687	768	781	1,165	1,074	1,285	1,138
	1975	820	897	849	851	1,142	1,073	1,526	1,777
	*** COUNTY TOTAL	2,255	2,281	2,315	2,349	3,520	3,382	4,028	4,016
LICKING	1973	615	653	1,015	998	1,180	1,149	1,098	1,093
	1974	624	626	925	963	1,158	1,016	1,431	1,306
	1975	783	765	1,047	1,085	1,121	1,014	2,335	2,338
	*** COUNTY TOTAL	2,022	2,044	2,987	3,046	3,459	3,179	4,864	4,737
ASHTABULA	1973	569	611	830	862	936	612	1,931	2,022
	1974	686	645	882	1,036	1,093	1,057	1,825	1,720
	1975	724	734	1,034	1,002	1,097	875	1,860	1,778
	*** COUNTY TOTAL	1,979	1,990	2,746	2,900	3,126	2,544	5,616	5,520

Table IX, cont'd.

OHIO COMMON PLEAS COURTS
YEAR-BY-YEAR COMPARISONS OF FILINGS AND TERMINATIONS
FOR THE GENERAL, DOMESTIC RELATIONS, PROBATE, AND JUVENILE JURISDICTIONS

COUNTY	YEAR	*****GENERAL*****		**DOMESTIC RELATIONS*		*****PROBATE*****		*****JUVENILE*****	
		FILINGS	TERMINAT.	FILINGS	TERMINAT.	FILINGS	TERMINAT.	FILINGS	TERMINAT.
JEFFERSON	1973	631	701	626	585	1,155	1,385	673	677
	1974	634	673	653	635	1,133	1,069	706	704
	1975	678	658	719	755	1,130	1,049	799	806
	*** COUNTY TOTAL	1,943	2,032	1,998	1,975	3,418	3,503	2,178	2,187
CLERMONT	1973	763	844	813	791	954	807	1,756	1,700
	1974	897	804	769	805	848	881	1,981	1,834
	1975	1,157	1,081	856	813	860	907	2,170	2,307
	*** COUNTY TOTAL	2,817	2,729	2,438	2,409	2,662	2,595	5,907	5,841
WOOD	1973	381	424	480	508	865	943	1,267	1,279
	1974	432	440	559	516	763	840	1,504	1,463
	1975	549	458	583	557	823	775	1,554	1,604
	*** COUNTY TOTAL	1,362	1,322	1,622	1,581	2,451	2,558	4,325	4,346
WAYNE	1973	379	335	531	495	869	1,045	1,149	1,145
	1974	488	357	610	576	898	965	1,265	1,176
	1975	627	574	643	704	892	925	1,329	1,356
	*** COUNTY TOTAL	1,494	1,266	1,784	1,775	2,659	3,005	3,743	3,677
WARREN	1973	545	604	1,006	1,082	492	572	1,776	1,797
	1974	655	630	1,160	1,093	469	599	1,697	1,699
	1975	746	757	1,163	1,170	469	538	1,735	1,757
	*** COUNTY TOTAL	1,946	1,991	3,329	3,345	1,430	1,709	5,208	5,253
MIAMI	1973	498	481	564	564	948	841	1,505	1,471
	1974	567	501	620	622	915	1,238	1,841	1,783
	1975	640	663	617	619	900	927	1,771	1,750
	*** COUNTY TOTAL	1,705	1,645	1,801	1,805	2,763	3,006	5,117	5,004
MEDINA	1973	539	529	590	571	795	748	1,224	1,096
	1974	673	508	602	569	732	705	1,527	1,540
	1975	902	939	720	857	757	725	1,859	1,821
	*** COUNTY TOTAL	2,114	1,976	1,912	1,997	2,284	2,178	4,610	4,457
BELMONT	1973	590	631	471	396	1,243	1,082	757	670
	1974	606	529	495	496	1,063	1,159	656	658
	1975	658	638	596	582	1,081	1,431	776	822
	*** COUNTY TOTAL	1,854	1,798	1,562	1,474	3,387	3,672	2,189	2,150
MUSKINGUM	1973	485	482	556	546	1,179	996	1,871	1,876
	1974	570	536	627	602	1,044	1,084	1,794	1,850
	1975	629	589	679	622	1,005	855	1,839	1,782
	*** COUNTY TOTAL	1,684	1,607	1,862	1,840	3,228	2,935	5,504	5,515
TUSCARAWAS	1973	502	476	485	470	837	802	768	836
	1974	570	557	555	505	879	776	794	787
	1975	784	734	538	610	883	1,177	996	956
	*** COUNTY TOTAL	1,956	1,767	1,578	1,585	2,599	2,755	2,558	2,579

Table IX, contd.

OHIO COMMON PLEAS COURTS
YEAR-BY-YEAR COMPARISONS OF FILINGS AND TERMINATIONS
FOR THE GENERAL, DOMESTIC RELATIONS, PROBATE, AND JUVENILE JURISDICTIONS

COUNTY	YEAR	*****GENERAL*****		**DOMESTIC RELATIONS*		*****PROBATE*****		*****JUVENILE*****	
		FILINGS	TERMINAT.	FILINGS	TERMINAT.	FILINGS	TERMINAT.	FILINGS	TERMINAT.
SCIOTO	1973	676	673	622	561	1,033	973	1,400	1,476
	1974	668	674	659	644	914	864	1,036	1,019
	1975	694	691	667	719	943	664	974	1,001
	*** COUNTY TOTAL	2,038	2,038	1,948	1,921	2,890	2,501	3,410	3,496
ERIE	1973	605	646	480	552	866	796	1,576	1,591
	1974	605	614	537	489	891	878	1,891	2,004
	1975	630	700	585	565	915	803	2,246	1,974
	*** COUNTY TOTAL	1,840	1,960	1,602	1,606	2,672	2,477	5,713	5,569
FAIRFIELD	1973	452	428	664	697	871	841	1,157	1,093
	1974	441	479	694	732	718	1,016	1,279	1,300
	1975	462	421	729	756	735	797	1,221	1,229
	*** COUNTY TOTAL	1,355	1,328	2,087	2,185	2,324	2,654	3,657	3,622
MARION	1973	410	406	634	577	796	729	1,454	1,453
	1974	399	440	666	696	769	789	1,674	1,658
	1975	451	406	629	608	752	747	1,894	1,895
	*** COUNTY TOTAL	1,260	1,252	1,929	1,881	2,317	2,265	5,022	5,006
GEauga	1973	401	384	354	308	907	269	995	1,004
	1974	511	463	332	361	567	171	1,099	1,154
	1975	499	415	412	387	451	165	1,242	1,159
	*** COUNTY TOTAL	1,411	1,262	1,098	1,056	1,925	605	3,336	3,317
HANCOCK	1973	296	310	412	387	708	869	1,044	1,056
	1974	280	316	418	386	711	603	1,163	1,146
	1975	385	387	449	491	709	760	1,223	1,234
	*** COUNTY TOTAL	961	1,013	1,279	1,264	2,128	2,232	3,430	3,436
ROSS	1973	458	445	503	540	585	583	963	942
	1974	441	423	622	644	693	651	974	1,000
	1975	523	483	727	690	672	710	1,236	1,257
	*** COUNTY TOTAL	1,422	1,351	1,852	1,874	1,950	1,944	3,173	3,199
SANDUSKY	1973	431	391	492	477	763	784	1,120	1,072
	1974	436	416	496	496	708	551	898	883
	1975	483	462	534	588	694	503	946	948
	*** COUNTY TOTAL	1,350	1,269	1,522	1,561	2,165	1,838	2,964	2,903
SENECA	1973	249	255	384	378	569	515	996	1,026
	1974	261	229	387	391	519	530	987	945
	1975	294	325	379	402	532	605	979	1,017
	*** COUNTY TOTAL	804	809	1,150	1,171	1,620	1,650	2,962	2,988
WASHINGTON	1973	192	197	349	292	697	641	677	643
	1974	280	250	374	371	593	733	740	732
	1975	268	306	403	456	632	619	659	677
	*** COUNTY TOTAL	740	753	1,126	1,119	1,922	1,993	2,076	2,052

Table IX, contd.

OHIO COMMON PLEAS COURTS
YEAR-BY-YEAR COMPARISONS OF FILINGS AND TERMINATIONS
FOR THE GENERAL, DOMESTIC RELATIONS, PROBATE, AND JUVENILE JURISDICTIONS

COUNTY	YEAR	*****GENERAL*****		**DOMESTIC RELATIONS**		*****PROBATE*****		*****JUVENILE*****	
		FILINGS	TERMINAT.	FILINGS	TERMINAT.	FILINGS	TERMINAT.	FILINGS	TERMINAT.
LAWRENCE	1973	623	650	611	775	617	638	813	779
	1974	582	577	616	469	576	723	868	853
	1975	521	569	650	556	634	639	944	921
	*** COUNTY TOTAL	1,736	1,796	1,877	1,800	1,827	1,995	2,625	2,623
ATHENS	1973	262	309	338	355	500	485	427	366
	1974	312	342	358	379	528	569	439	487
	1975	391	387	360	355	473	506	512	521
	*** COUNTY TOTAL	965	1,038	1,056	1,089	1,501	1,560	1,378	1,380
CRAWFORD	1973	287	267	399	344	542	538	549	588
	1974	325	282	361	365	574	569	767	743
	1975	420	366	399	398	573	523	664	715
	*** COUNTY TOTAL	1,032	915	1,159	1,107	1,689	1,630	1,980	2,046
HURON	1973	405	400	402	361	620	580	856	841
	1974	461	400	422	445	562	530	997	936
	1975	509	417	426	386	659	639	901	917
	*** COUNTY TOTAL	1,375	1,217	1,250	1,192	1,841	1,749	2,754	2,744
DARKE	1973	298	288	276	282	819	499	262	263
	1974	415	445	309	312	804	669	313	313
	1975	380	361	274	283	850	779	325	329
	*** COUNTY TOTAL	1,093	1,094	859	877	2,473	1,947	900	902
ASHLAND	1973	276	175	336	291	512	594	870	867
	1974	269	264	378	385	510	550	783	812
	1975	235	292	400	421	496	492	722	729
	*** COUNTY TOTAL	780	738	1,114	1,097	1,518	1,636	2,375	2,408
DELAWARE	1973	211	217	286	300	444	368	983	950
	1974	410	288	319	311	348	359	1,151	1,136
	1975	267	323	317	316	379	353	1,298	1,302
	*** COUNTY TOTAL	888	828	922	927	1,171	1,080	3,432	3,398
KNOX	1973	146	153	320	333	462	474	517	510
	1974	200	187	358	361	527	474	531	537
	1975	200	210	313	311	506	476	562	556
	*** COUNTY TOTAL	546	550	991	1,005	1,495	1,424	1,610	1,603
PICKAWAY	1973	310	339	342	351	482	467	784	744
	1974	486	451	375	389	487	533	840	843
	1975	445	469	358	344	526	569	789	790
	*** COUNTY TOTAL	1,241	1,259	1,075	1,084	1,495	1,569	2,413	2,377
AUGLAIZE	1973	210	190	193	176	514	464	465	473
	1974	221	222	199	197	466	479	611	590
	1975	325	278	219	210	479	495	581	625
	*** COUNTY TOTAL	756	690	611	583	1,459	1,438	1,657	1,668

Table IX, contd.

OHIO COMMON PLEAS COURTS
YEAR-BY-YEAR COMPARISONS OF FILINGS AND TERMINATIONS
FOR THE GENERAL, DOMESTIC RELATIONS, PROBATE, AND JUVENILE JURISDICTIONS

COUNTY	YEAR	*****GENERAL*****		**DOMESTIC RELATIONS**		*****PROBATE*****		*****JUVENILE*****	
		FILINGS	TERMINAT.	FILINGS	TERMINAT.	FILINGS	TERMINAT.	FILINGS	TERMINAT.
SHELBY	1973	156	167	282	261	372	362	807	744
	1974	204	190	382	310	411	337	730	756
	1975	246	203	343	400	447	510	720	738
	*** COUNTY TOTAL	606	560	1,007	971	1,230	1,209	2,257	2,238
GUERNSEY	1973	248	242	293	272	577	589	708	710
	1974	318	264	294	288	509	497	615	617
	1975	317	280	322	326	582	545	717	703
	*** COUNTY TOTAL	883	786	909	886	1,668	1,631	2,040	2,030
OTTAWA	1973	215	195	193	179	508	485	555	546
	1974	237	267	225	210	483	530	455	455
	1975	225	189	213	221	472	468	441	431
	*** COUNTY TOTAL	677	651	631	610	1,463	1,483	1,451	1,432
DEFIANCE	1973	174	174	249	218	289	340	555	571
	1974	181	155	287	252	370	387	525	553
	1975	201	200	270	269	365	422	556	547
	*** COUNTY TOTAL	556	529	806	739	1,024	1,149	1,636	1,671
MERCER	1973	71	60	146	133	403	409	410	393
	1974	80	65	132	165	392	420	500	522
	1975	116	103	131	135	363	358	539	522
	*** COUNTY TOTAL	267	228	409	433	1,158	1,187	1,449	1,437
LOGAN	1973	168	185	245	235	483	471	537	521
	1974	150	159	244	222	475	491	646	762
	1975	149	160	251	269	514	519	613	639
	*** COUNTY TOTAL	467	504	740	726	1,472	1,481	1,796	1,922
PREBLE	1973	163	130	243	229	304	282	385	386
	1974	165	216	242	231	294	289	424	435
	1975	187	180	269	233	310	301	455	439
	*** COUNTY TOTAL	515	526	754	693	908	872	1,264	1,260
WILLIAMS	1973	140	131	288	268	445	454	504	486
	1974	258	200	249	252	423	414	487	469
	1975	223	251	284	305	408	440	639	642
	*** COUNTY TOTAL	621	582	821	825	1,276	1,308	1,630	1,597
COSHOCTON	1973	150	165	232	200	398	410	305	297
	1974	175	146	238	239	404	367	375	388
	1975	230	213	243	244	387	335	409	412
	*** COUNTY TOTAL	555	524	713	683	1,189	1,112	1,089	1,097
FULTON	1973	203	200	195	180	349	309	403	411
	1974	302	241	174	180	382	364	379	391
	1975	337	368	232	234	350	351	491	474
	*** COUNTY TOTAL	842	809	601	594	1,081	1,024	1,273	1,276

Table IX, contd.

OHIO COMMON PLEAS COURTS
YEAR-BY-YEAR COMPARISONS OF FILINGS AND TERMINATIONS
FOR THE GENERAL, DOMESTIC RELATIONS, PROBATE, AND JUVENILE JURISDICTIONS

COUNTY	YEAR	*****GENERAL*****		**DOMESTIC RELATIONS*		*****PROBATE*****		*****JUVENILE*****	
		FILINGS	TERMINAT.	FILINGS	TERMINAT.	FILINGS	TERMINAT.	FILINGS	TERMINAT.
CLINTON	1973	159	169	261	268	364	280	596	602
	1974	199	195	282	277	399	339	769	763
	1975	228	217	318	329	357	282	753	752
	*** COUNTY TOTAL	586	581	861	874	1,120	901	2,118	2,118
PUTNAM	1973	149	162	87	92	306	311	450	470
	1974	150	131	95	85	270	277	429	408
	1975	135	144	115	113	270	301	356	371
	*** COUNTY TOTAL	434	437	297	290	846	889	1,235	1,249
HARDIN	1973	129	88	222	152	357	369	169	166
	1974	114	162	218	343	406	432	279	259
	1975	131	140	216	206	400	446	307	322
	*** COUNTY TOTAL	374	390	656	701	1,163	1,247	755	747
CHAMPAIGN	1973	168	166	251	231	300	292	378	383
	1974	152	167	240	254	348	326	486	480
	1975	278	252	238	290	323	581	535	524
	*** COUNTY TOTAL	618	585	729	775	971	1,199	1,399	1,387
VAN WERT	1973	114	91	197	193	375	358	424	425
	1974	152	140	196	194	378	357	440	443
	1975	185	194	190	208	374	377	404	405
	*** COUNTY TOTAL	451	425	583	595	1,127	1,092	1,268	1,273
HIGHLAND	1973	267	241	209	185	437	449	353	353
	1974	277	289	200	219	452	430	372	369
	1975	205	240	214	217	497	455	409	402
	*** COUNTY TOTAL	749	770	623	621	1,386	1,334	1,134	1,124
MADISON	1973	233	237	204	185	361	388	637	692
	1974	270	219	197	218	324	327	580	587
	1975	368	349	234	227	346	311	599	611
	*** COUNTY TOTAL	871	805	635	630	1,031	1,026	1,816	1,890
PERRY	1973	158	160	214	184	376	350	323	322
	1974	213	150	174	180	352	392	376	371
	1975	212	202	178	196	335	365	345	348
	*** COUNTY TOTAL	583	512	566	560	1,063	1,107	1,044	1,041
JACKSON	1973	177	191	240	252	303	244	428	445
	1974	186	139	298	278	297	279	430	406
	1975	236	219	268	293	311	264	513	527
	*** COUNTY TOTAL	599	549	806	823	911	787	1,371	1,378
HENRY	1973	133	127	112	119	383	373	414	412
	1974	138	132	159	155	345	427	389	393
	1975	180	173	131	134	339	331	381	378
	*** COUNTY TOTAL	451	432	402	408	1,067	1,131	1,184	1,183

Table IX, contd.

OHIO COMMON PLEAS COURTS
YEAR-BY-YEAR COMPARISONS OF FILINGS AND TERMINATIONS
FOR THE GENERAL, DOMESTIC RELATIONS, PROBATE, AND JUVENILE JURISDICTIONS

COUNTY	YEAR	*****GENERAL*****		**DOMESTIC RELATIONS*		*****PROBATE*****		*****JUVENILE*****	
		FILINGS	TERMINAT.	FILINGS	TERMINAT.	FILINGS	TERMINAT.	FILINGS	TERMINAT.
BROWN	1973	311	317	317	297	334	372	384	381
	1974	307	287	295	271	375	355	505	492
	1975	307	248	224	227	346	311	522	515
	*** COUNTY TOTAL	925	852	836	795	1,055	1,038	1,411	1,388
FAYETTE	1973	94	109	233	249	313	274	404	410
	1974	174	130	226	235	350	320	404	407
	1975	219	186	230	240	298	311	442	420
	*** COUNTY TOTAL	487	425	689	724	961	905	1,250	1,237
GALLIA	1973	112	104	192	247	405	246	459	558
	1974	109	61	234	233	330	348	367	387
	1975	147	174	206	214	306	350	320	317
	*** COUNTY TOTAL	368	339	632	694	1,041	944	1,146	1,262
UNION	1973	182	172	184	188	302	271	291	288
	1974	144	138	185	181	292	296	419	406
	1975	133	129	167	177	303	310	342	352
	*** COUNTY TOTAL	461	439	536	546	897	877	1,052	1,046
HGLMES	1973	92	73	106	83	223	236	30	29
	1974	82	96	125	113	228	194	50	51
	1975	149	114	97	128	224	218	213	213
	*** COUNTY TOTAL	323	283	328	324	675	648	293	293
WYANDOT	1973	72	78	157	163	255	276	269	263
	1974	92	113	146	168	222	234	249	265
	1975	122	89	140	150	239	233	367	325
	*** COUNTY TOTAL	286	280	443	481	716	743	885	853
CARROLL	1973	177	166	184	160	307	224	213	195
	1974	174	180	143	154	311	311	336	317
	1975	273	270	194	191	273	303	350	349
	*** COUNTY TOTAL	624	616	521	505	891	838	899	861
MORROW	1973	195	145	144	140	237	243	349	346
	1974	163	160	149	157	254	243	358	362
	1975	202	188	136	145	266	230	431	424
	*** COUNTY TOTAL	560	493	429	442	757	716	1,138	1,132
HOCKING	1973	215	172	187	195	308	292	382	402
	1974	201	238	184	166	267	287	389	367
	1975	188	184	199	223	272	280	390	373
	*** COUNTY TOTAL	604	594	570	584	847	859	1,161	1,142
MEIGS	1973	113	101	182	161	199	199	253	241
	1974	104	101	202	214	241	249	343	331
	1975	128	143	222	250	268	261	340	323
	*** COUNTY TOTAL	345	345	606	625	708	709	936	895

Table IX, contd.

OHIO COMMON PLEAS COURTS
YEAR-BY-YEAR COMPARISONS OF FILINGS AND TERMINATIONS
FOR THE GENERAL, DOMESTIC RELATIONS, PROBATE, AND JUVENILE JURISDICTIONS

COUNTY	YEAR	*****GENERAL*****		**DOMESTIC RELATIONS*		*****PROBATE*****		*****JUVENILE*****	
		FILINGS	TERMINAT.	FILINGS	TERMINAT.	FILINGS	TERMINAT.	FILINGS	TERMINAT.
PAULDING	1973	181	182	140	131	279	275	250	244
	1974	162	149	142	161	276	260	260	260
	1975	184	185	132	122	236	239	265	262
*** COUNTY TOTAL		527	516	414	414	791	774	775	766
PIKE	1973	136	152	121	155	247	220	376	347
	1974	128	170	152	172	238	232	353	347
	1975	144	125	167	176	257	256	400	399
*** COUNTY TOTAL		408	447	440	503	742	708	1,129	1,093
ACAMS	1973	179	175	154	170	265	309	175	167
	1974	161	178	196	177	260	262	247	220
	1975	188	202	192	204	277	263	159	181
*** COUNTY TOTAL		528	555	542	551	802	834	581	568
HARRISON	1973	145	203	108	122	208	183	175	163
	1974	124	182	96	83	234	239	202	199
	1975	157	173	115	126	194	164	190	196
*** COUNTY TOTAL		426	558	319	331	636	586	567	558
MCNROE	1973	113	113	68	55	174	164	97	86
	1974	128	115	82	95	183	178	83	44
	1975	108	125	96	89	176	155	73	92
*** COUNTY TOTAL		349	353	246	239	533	497	253	222
MORGAN	1973	66	50	75	63	209	171	61	61
	1974	120	89	80	88	186	181	68	68
	1975	43	86	88	83	159	160	98	97
*** COUNTY TOTAL		229	225	243	234	554	512	227	226
NGBLE	1973	69	82	52	64	169	165	115	112
	1974	93	95	61	68	136	151	95	97
	1975	76	92	47	52	189	176	71	70
*** COUNTY TOTAL		238	269	160	184	494	492	281	279
VINTON	1973	87	93	60	68	136	127	173	162
	1974	57	79	60	63	185	179	139	146
	1975	84	88	72	71	149	154	203	199
*** COUNTY TOTAL		228	260	192	202	470	460	515	507

Table IX, contd.

OHIO COMMON PLEAS COURTS
YEAR-BY-YEAR COMPARISONS OF FILINGS AND TERMINATIONS
FOR THE GENERAL, DOMESTIC RELATIONS, PROBATE, AND JUVENILE JURISDICTIONS

COUNTY	YEAR	*****GENERAL*****		**DOMESTIC RELATIONS*		*****PROBATE*****		*****JUVENILE*****	
		FILINGS	TERMINAT.	FILINGS	TERMINAT.	FILINGS	TERMINAT.	FILINGS	TERMINAT.
CUYAHOGA	1973	17,379	20,385	10,438	10,359	17,159	17,314	23,545	22,370
	1974	20,132	20,090	10,556	11,465	16,412	18,411	26,213	22,133
	1975	20,658	20,874	10,525	13,629	16,512	17,882	27,714	29,252
*** COUNTY TOTAL		58,169	61,349	31,519	35,453	50,083	53,607	77,472	73,855
HAMILTON	1973	7,065	7,792	5,195	4,895	6,794	9,527	17,997	16,789
	1974	7,366	7,922	5,330	5,151	8,087	7,946	21,036	20,859
	1975	8,458	8,319	5,658	5,425	7,648	7,392	21,237	23,409
*** COUNTY TOTAL		22,889	24,033	16,183	15,471	22,529	24,865	60,240	61,057
FRANKLIN	1973	7,103	7,387	7,357	7,177	7,266	6,440	23,720	22,505
	1974	7,808	7,778	7,559	7,537	7,252	7,568	24,874	25,768
	1975	8,853	8,549	7,705	8,686	7,387	6,376	23,778	24,077
*** COUNTY TOTAL		23,764	23,714	22,621	23,400	21,905	20,384	72,378	72,350
MONTGOMERY	1973	4,499	4,504	4,765	4,860	4,331	4,335	9,081	8,653
	1974	4,914	4,706	4,820	5,081	4,043	4,203	9,031	9,063
	1975	5,130	4,590	5,053	5,363	3,557	3,911	9,543	8,950
*** COUNTY TOTAL		14,543	13,860	14,638	15,304	11,931	12,449	27,655	26,666
SUMMIT	1973	4,229	5,101	4,125	4,033	5,997	5,771	9,973	10,103
	1974	4,435	4,537	4,209	4,399	5,550	5,625	9,485	9,415
	1975	4,760	4,474	4,518	5,516	5,518	5,323	9,625	9,399
*** COUNTY TOTAL		13,424	14,112	12,852	13,948	17,065	16,719	29,083	28,917
LUCAS	1973	3,673	3,750	4,338	4,500	5,540	5,272	10,591	10,518
	1974	4,111	4,004	4,465	5,294	5,472	4,721	11,036	11,255
	1975	4,556	4,337	4,591	4,303	5,533	4,431	10,510	10,334
*** COUNTY TOTAL		12,340	12,091	13,394	14,097	16,545	14,424	32,137	32,107
STARK	1973	1,905	2,259	2,474	2,566	3,048	2,995	3,835	3,943
	1974	2,111	2,201	2,642	2,642	2,762	3,036	3,893	3,805
	1975	2,367	2,392	2,637	2,615	2,579	2,620	3,961	3,799
*** COUNTY TOTAL		6,383	6,852	7,753	7,823	8,389	8,651	11,689	11,547
MAHONING	1973	2,353	2,370	1,726	2,035	3,503	3,035	3,237	2,975
	1974	2,780	2,663	1,888	1,942	3,409	3,079	3,275	3,113
	1975	2,855	2,315	1,822	1,961	3,423	2,371	3,231	2,835
*** COUNTY TOTAL		7,988	7,348	5,446	5,938	10,335	9,085	9,743	8,923
LORAIN	1973	1,639	1,715	1,833	1,793	2,426	2,590	3,214	3,235
	1974	2,180	2,115	1,903	1,912	2,208	2,178	3,009	3,061
	1975	2,161	2,010	2,084	2,155	2,286	2,293	3,638	3,397
*** COUNTY TOTAL		5,980	5,840	5,820	5,860	6,920	7,061	9,861	9,693
TRUMBULL	1973	1,622	1,638	1,950	2,133	2,436	2,441	3,107	3,024
	1974	1,932	1,618	2,081	2,709	2,358	2,455	4,189	4,285
	1975	1,954	1,897	2,167	2,292	2,216	2,316	3,912	3,909
*** COUNTY TOTAL		5,508	5,153	6,198	7,194	7,010	7,212	11,208	11,218

Table IX, contd.

OHIO COMMON PLEAS COURTS
YEAR-BY-YEAR COMPARISONS OF FILINGS AND TERMINATIONS
FOR THE GENERAL, DOMESTIC RELATIONS, PROBATE, AND JUVENILE JURISDICTIONS

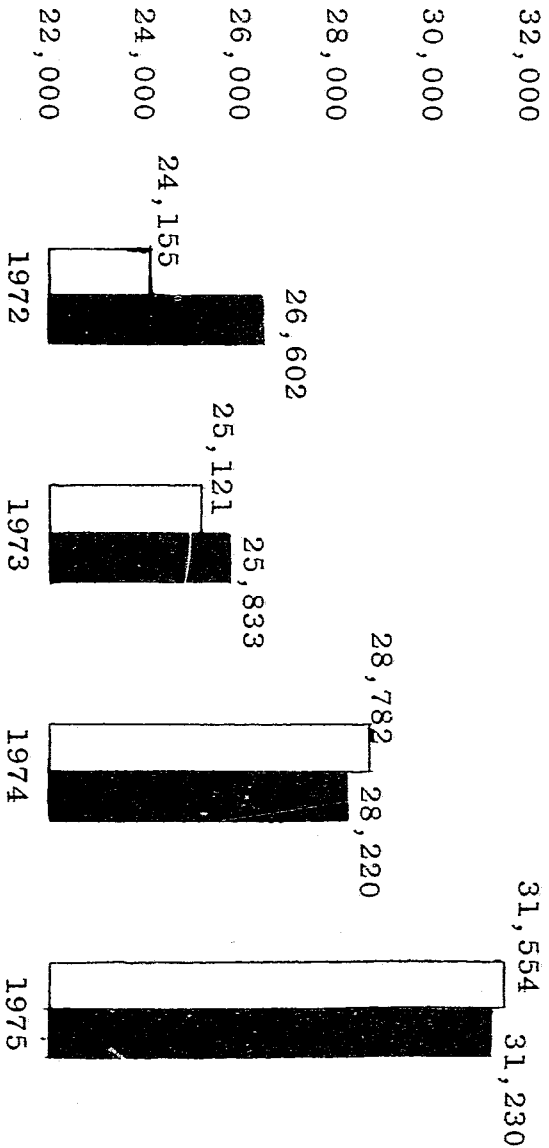
COUNTY	YEAR	*****GENERAL*****		**DOMESTIC RELATIONS*		*****PROBATE*****		*****JUVENILE*****	
		FILINGS	TERMINAT.	FILINGS	TERMINAT.	FILINGS	TERMINAT.	FILINGS	TERMINAT.
*STATE TOTAL	1973	78,571	87,323	77,140	76,665	100,419	104,827	176,045	171,162
*STATE TOTAL	1974	87,725	85,920	80,068	82,680	104,601	105,198	187,714	184,441
*STATE TOTAL	1975	95,120	92,149	82,838	88,647	103,418	100,601	194,288	196,503
* STATEWIDE TOTAL		261,416	262,398	240,046	247,992	314,438	310,626	558,047	552,106

GENERAL JURISDICTION
COURT OF COMMON PLEAS

Table X

OHIO COMMON PLEAS COURTS GENERAL JURISDICTION REPORT
COMPOSITE FORM A FOR THE ENTIRE STATE
GENERAL JURISDICTION TOTALS 1975 VS 1974

	YEAR	PERSONAL INJURY	WORKMEN'S COMP.	APPROPRIATIONS	CRIMINAL CASES	ALL OTHER CASES	TOTAL
CASES PENDING FIRST DAY OF PERIOD	1975	22,127	1,135	851	6,099	29,723	59,935
	1974	22,780	1,379	978	5,501	27,603	58,241
CASES FILED DURING PERIOD	1975	19,107	869	959	31,554	42,631	95,120
	1974	17,605	877	1,035	28,782	39,426	87,725
** CASES TERMINATED DURING PERIOD							
1) BY JURY TRIAL	1975	932	49	230	2,358	499	4,068
	1974	910	68	238	1,853	533	3,602
2) BY COURT TRIAL	1975	1,768	151	108	2,832	8,867	13,726
	1974	1,814	171	133	2,310	7,990	12,418
3) BY REASON OF PRE-TRIAL	1975	4,458	198	186	2,286	3,065	10,193
	1974	4,678	235	185	1,859	2,957	9,914
4) BY DISMISSAL W/O PREJUDICE	1975	2,154	156	111	3,679	6,594	12,894
	1974	2,268	231	124	3,890	6,167	12,680
5) BY DISMISSAL WITH PREJUDICE	1975	7,792	286	167	431	8,923	17,569
	1974	7,399	360	241	268	8,597	16,865
6) BY DEFAULT (INCLUDES GUILTY PLEAS IN CRIMINAL CASES)	1975	506	34	56	16,793	11,031	28,420
	1974	551	32	69	15,840	9,716	26,208
7) BY TRANSFER	1975	808	29	204	1,198	1,557	3,796
	1974	645	19	170	982	1,205	3,021
8) BY UNAVAILABILITY	1975				1,483		1,483
	1974				1,218		1,218
* TOTAL TERMINATIONS	1975	18,418	903	1,062	31,230	40,536	92,149
	1974	18,265	1,116	1,160	28,220	37,165	85,926
CASES PENDING LAST DAY OF PERIOD	1975	22,816	1,101	748	6,423	31,818	62,906
	1974	22,120	1,140	853	6,063	29,864	60,040
** RECAP OF PENDING CASES							
		24 MONTHS	12 MONTHS	6 MONTHS	6 MONTHS	12 MONTHS	TOTAL
NO. PENDING BEYOND INDICATED TIME	1975	2,650	457	385	155	10,114	13,761
	1974	3,282	493	452	197	8,991	13,415
PERCENT OF TOTAL NO. PENDING BEYOND INDICATED TIME	1975	12	42	51	2	32	22
	1974	15	43	53	3	30	22



□ = Filed

■ = Terminated

Criminal Cases
Table XI
Arranged and Terminated Comparisons (Statewide)

Table XII

COURTS OF COMMON PLEAS CRIMINAL ARRAIGNMENT AND TERMINATIONS
1975

COUNTY	PEND AT BEGIN	ARRAIGNED	TERM	PEND AT END	TERMINATED BY							
					NOTLE PROS	DISMISS W/PREJ	GUILTY PLEA	COURT TRIAL	JURY TRIAL	PRE- TRIAL	BY TRANSFER	BY UNAVAIL
CUYAHOGA	1,428	6,779	6,810	1,397	947	44	2,572	383	727	1,624	99	414
HAMILTON	567	3,177	3,178	566	98	20	1,506	732	266	52	248	156
FRANKLIN	494	3,225	3,057	662	413	10	1,872	147	231	0	276	108
MONTGOMERY	468	2,060	2,069	459	289	26	1,301	150	103	0	27	173
SUMMIT	189	1,487	1,408	268	169	30	1,056	10	62	16	10	55
LUCAS	329	1,724	1,711	342	352	82	1,051	41	92	3	28	62
STARK	91	757	756	92	47	4	409	29	60	87	77	43
MAHONING	94	583	526	151	53	7	394	13	18	0	8	33
LORAIN	170	795	833	132	79	0	354	4	29	206	133	28
TRUMBULL	150	555	584	121	121	0	300	105	3	11	16	28
BUTLER	18	648	621	45	22	24	419	94	39	0	15	8
LAKE	131	431	454	108	62	0	287	7	28	1	49	20
CLARK	49	354	320	83	21	1	228	19	36	0	12	3
RICHLAND	71	197	255	13	20	3	133	30	29	0	35	5
PORTAGE	21	245	209	57	25	2	134	3	30	0	4	11
GREENE	42	211	147	106	2	3	94	18	9	14	2	3
ALLEN	63	305	297	71	11	0	253	10	12	0	8	13
COLUMBIANA	70	219	214	75	17	1	128	20	27	0	8	2
LICKING	21	319	314	26	9	15	248	10	22	0	0	1
ASHTABULA	53	106	148	11	27	1	100	1	18	0	0	0
JEFFERSON	18	67	71	14	13	1	43	0	9	0	5	16
CLERMONT	56	319	308	67	27	0	185	23	56	1	0	5
WOOD	10	160	150	20	31	0	98	3	5	0	8	18
WAYNE	57	197	197	59	36	1	129	1	7	0	5	30
WARREN	25	231	224	32	21	0	121	6	33	0	13	8
MIAMI	77	221	237	61	43	4	142	5	28	0	7	47
MEDINA	70	282	302	50	34	3	8	202	7	0	1	0
BELMONT	52	195	189	58	99	0	59	22	8	0	0	6
MUSKINGUM	26	192	185	33	14	1	156	0	8	0	8	4
TUSCARAWAS	49	152	152	49	11	0	98	4	27	0	6	3
SCIOTO	32	279	255	56	15	3	89	7	38	94	1	12
ERIE	16	212	199	29	28	0	138	0	17	3	0	1
FAIRFIELD	0	114	104	10	8	0	33	0	3	59	0	2
MARION	20	222	193	49	10	0	165	3	13	0	7	4
GEAUGA	39	164	149	54	35	0	97	0	6	0	1	2
HANCOCK	20	101	112	9	20	2	72	0	15	0	4	0
ROSS	3	250	246	7	11	9	92	117	13	0	3	12
SANDUSKY	73	176	196	53	61	0	53	18	15	34	0	4
SENECA	35	138	122	51	19	2	88	3	6	0	6	4
WASHINGTON	27	97	104	20	6	0	86	3	2	0	0	0

Table XII, contd.

COURTS OF COMMON PLEAS CRIMINAL ARRAIGNMENT AND TERMINATIONS
1975

COUNTY	PEND AT BEGIN	ARRAIGNED	TERM	PEND AT END	TERMINATED BY							
					NOTLE PROS	DISMISS W/PREJ	GUILTY PLEA	COURT TRIAL	JURY TRIAL	PRE- TRIAL	BY TRANSFER	BY UNAVAIL
LAWRENCE	72	141	213	0	61	3	0	2	14	77	2	54
ATHENS	12	127	119	20	1	13	75	5	14	0	3	8
CRAWFORD	31	108	96	43	5	5	38	37	11	0	0	0
HURON	59	152	134	77	17	0	110	3	3	0	1	0
DARKE	31	178	177	32	27	32	85	7	4	0	22	0
ASHLAND	60	92	125	27	36	0	77	7	4	0	1	0
DELAWARE	21	102	100	23	7	0	83	0	7	0	0	3
KNOX	8	44	46	6	11	2	16	6	11	0	0	0
PICKAWAY	60	260	250	30	21	0	231	14	8	0	10	6
AUGLAIZE	15	82	65	32	4	2	56	1	0	0	0	2
SHELBY	8	119	98	29	6	0	80	0	3	0	0	9
GUERNSEY	30	93	85	38	6	0	76	1	2	0	0	0
CTTAWA	5	50	47	8	10	0	35	1	1	0	0	0
DEFIANCE	27	91	54	24	13	0	70	5	4	0	0	2
MERCER	3	55	54	4	1	0	12	41	0	0	0	0
LOGAN	11	61	65	7	10	2	3	40	6	0	0	4
PREBLE	28	64	55	37	13	0	28	7	4	0	3	0
WILLIAMS	17	51	62	6	8	0	46	5	1	0	0	2
COSHOCTON	19	84	90	13	5	0	0	83	2	0	0	0
FULTON	6	60	42	26	8	1	12	17	2	0	0	2
CLINTON	35	89	98	26	21	0	1	75	0	0	0	1
PUTNAM	20	67	66	21	8	0	10	42	6	0	0	0
HARDIN	7	32	32	7	3	1	19	1	5	3	0	0
CHAMPAIGN	39	155	156	58	50	8	63	6	7	0	0	2
VAN WERT	20	113	108	25	28	0	73	0	2	0	0	5
HIGHLAND	8	71	74	5	21	0	0	48	5	0	0	0
MADISON	11	89	95	5	4	7	54	4	21	0	2	3
PERRY	16	45	51	10	8	2	4	31	3	0	0	3
JACKSON	4	50	48	6	0	0	41	0	5	0	2	0
HENRY	5	74	63	16	4	0	54	2	2	0	1	0
BROWN	31	75	78	28	20	1	13	37	7	0	0	0
FAYETTE	29	100	102	27	4	7	63	1	16	0	11	0
GALLIA	12	32	43	1	8	4	25	0	4	0	0	2
UNION	1	39	37	3	0	4	32	0	1	0	0	0
HOLMES	0	40	39	1	0	0	38	0	0	0	0	1
WYANDOT	7	53	24	36	5	1	1	17	0	0	0	0
CARROLL	18	60	72	6	1	1	63	2	0	0	0	5
MORROW	12	45	39	18	0	3	34	1	1	0	0	0
HOCKING	2	39	40	1	2	0	34	3	1	0	0	0
MEIGS	10	43	47	6	13	0	27	2	4	0	1	0

Table XII, contd.

COURTS OF COMMON PLEAS CRIMINAL ARRAIGNMENTS AND TERMINATIONS
1975

COUNTY	PEND AT BEGIN	ARRAIGNED	TERM	PEND AT END	NOLLE PROS	DISMISS W/PREJ	GUILTY PLEA	TERMINATED BY				PRE- TRIAL	BY		UNAVAIL
								COUPT TRIAL	JURY TRIAL	TRIAL	TRANSFER		TRANSFER		
PAULDING	9	71	58	22	12	0	27	12	2	0	1	0	1	4	
PIKE	9	44	45	8	7	0	36	0	2	0	0	0	0	0	
ADAMS	5	66	62	9	31	0	15	5	1	0	2	0	2	8	
HARRISON	3	30	12	21	3	0	5	0	2	1	0	1	0	1	
MORRIS	0	18	14	4	3	0	0	8	3	0	0	0	0	0	
MORGAN	32	5	36	1	25	0	7	4	0	0	0	0	0	0	
NOBLE	0	18	16	2	0	0	16	0	0	0	0	0	0	0	
VINTON	3	31	32	2	2	3	14	9	0	0	1	0	1	3	
STATE RECAP	6,099	31,554	31,230	6,423	3,879	401	16,793	2,832	2,358	2,286	1,198			1,483	

Table XIII

Criminal Arraignments per Month (Statewide)

Filings
3100

2900
2700
2500
2300
2100
1900
1700
1500

Jan Feb Mar Apr May June July Aug Sept Oct Nov Dec

..... 1975 1974 ——— 1973 - - - - 1972

	<u>Arraignments</u> 1975	<u>Arraignments</u> 1974	<u>Arraignments</u> 1973	<u>Arraignments</u> 1972
Jan	2,536	2,257	2,197	2,217
Feb	2,635	2,517	2,016	2,352
Mar	2,912	2,526	2,149	2,238
Apr	2,908	2,378	2,269	1,986
May	2,822	2,576	2,022	2,032
June	2,621	1,944	1,966	1,847
July	2,380	2,355	2,085	1,787
Aug	2,349	2,514	1,951	1,682
Sept	2,520	2,366	2,194	2,124
Oct	2,827	2,470	2,129	1,972
Nov	2,296	2,334	2,211	2,147
Dec	2,748	2,545	1,932	1,771

Table XIV.

COMPARISON OF FELONY CASE ACTIVITY
LIMITED JURISDICTION COURTS AND COURTS OF COMMON PLEAS
ANNUAL REPORT 1975

	***** LIMITED ***** * JURISDICTION * ***** LEVEL *****		*** COMMON PLEAS *** *** LEVEL ***	
	FILINGS	BINDOVERS	ARRAIGN MENTS	TERMIN ATIONS
FIRST DISTRICT				
BUTLER	1,204	936	648	621
CLERMONT	470	241	319	308
CLINTON	162	113	89	98
HAMILTON	5,135	4,089	3,177	3,178
WARREN	453	264	231	224
DISTRICT TOTALS	7,424	5,643	4,464	4,429
SECOND DISTRICT				
CHAMPAIGN	145	122	155	136
CLARK	1,104	598	354	320
DARKE	1	0	178	177
FAYETTE	60	54	100	102
GREENE	210	171	211	147
MADISON	126	77	89	95
MIAMI	248	152	221	237
MONTGOMERY	2,167	1,557	2,060	2,069
PREBLE	0	0	64	55
SHELBY	174	95	119	98
DISTRICT TOTALS	4,235	2,826	3,551	3,436
THIRD DISTRICT				
ALLEN	312	238	305	297
AUGLAIZE	63	23	82	65
CRAWFORD	136	103	108	96
DEFIANCE	121	75	91	94
HANCOCK	127	55	101	112
HARDIN	68	59	32	32
HENRY	106	82	74	63
LOGAN	59	36	61	65
MARION	225	158	222	193
MERCER	54	41	55	54
PAULDING	40	36	71	58
PUTNAM	73	51	67	66
SENECA	156	115	138	122
UNION	93	63	39	37
VAN WERT	97	92	113	108
WYANDOT	61	52	53	24
DISTRICT TOTALS	1,791	1,279	1,612	1,486

Table XIV, contd.

COMPARISON OF FELONY CASE ACTIVITY
LIMITED JURISDICTION COURTS AND COURTS OF COMMON PLEAS
ANNUAL REPORT 1975

	***** LIMITED ***** * JURISDICTION * ***** LEVEL *****		*** COMMON PLEAS *** *** LEVEL ***	
	FILINGS	BINDOVERS	ARRAIGN MENTS	TERMIN ATIONS
FOURTH DISTRICT				
ADAMS	52	31	66	62
ATHENS	213	146	127	119
BROWN	102	82	75	78
GALLIA	47	22	32	43
HIGHLAND	104	62	71	74
HOCKING	94	70	39	40
JACKSON	57	34	50	48
LAWRENCE	283	191	141	213
MEIGS	84	34	43	47
PICKAWAY	291	211	260	290
PIKE	86	47	44	45
RUSS	273	241	250	246
SCIOTO	582	367	279	255
VINTON	29	9	31	32
WASHINGTON	160	102	97	104
DISTRICT TOTALS	2,457	1,649	1,605	1,696
FIFTH DISTRICT				
ASHLAND	0	0	92	125
COSHOCTON	88	53	84	90
DELAWARE	225	69	102	100
FAIRFIELD	185	128	114	104
GUERNSEY	87	77	93	85
HULMES	77	32	40	39
KNOX	35	21	44	46
LICKING	321	236	319	314
MORGAN	27	18	5	36
MORROW	63	43	45	39
MUSKINGUM	171	139	192	185
PERRY	92	63	45	51
RICHLAND	335	239	197	255
STARK	1,275	699	757	756
TUSCARAWAS	98	52	152	152
DISTRICT TOTALS	3,079	1,869	2,281	2,377
SIXTH DISTRICT				
ERIE	631	477	212	199
FULTON	112	78	60	42
HURON	73	50	152	134

Table XIV, contd.

COMPARISON OF FELONY CASE ACTIVITY
LIMITED JURISDICTION COURTS AND COURTS OF COMMON PLEAS
ANNUAL REPORT 1975

	***** LIMITED ***** * JURISDICTION * ***** LEVEL *****		*** COMMON PLEAS *** *** LEVEL ***	
	FILINGS	BINDOVERS	ARRAIGN MENTS	TERMIN ATIONS
LUCAS	3,172	1,882	1,724	1,711
OTTAWA	130	45	50	47
SANDUSKY	133	68	176	196
WILLIAMS	66	35	51	62
WOOD	339	206	160	150
DISTRICT TOTALS	4,656	2,841	2,585	2,541
SEVENTH DISTRICT				
BELMONT	205	168	195	189
CARROLL	77	33	60	72
COLUMBIANA	216	142	219	214
HARRISON	46	27	30	12
JEFFERSON	260	119	67	71
MAHONING	1,097	1,048	583	526
MONROE	20	20	18	14
NOBLE	21	14	18	16
DISTRICT TOTALS	1,942	1,571	1,190	1,114
EIGHTH DISTRICT				
CUYAHOGA	7,476	4,811	6,779	6,810
DISTRICT TOTALS	7,476	4,811	6,779	6,810
NINTH DISTRICT				
LORAIN	1,078	695	795	833
MEDINA	201	109	282	302
SUMMIT	2,850	1,859	1,487	1,408
WAYNE	326	171	197	197
DISTRICT TOTALS	4,455	2,834	2,761	2,740
TENTH DISTRICT				
FRANKLIN	6,909	3,509	3,225	3,057
DISTRICT TOTALS	6,909	3,509	3,225	3,057
ELEVENTH DISTRICT				
ASHTABULA	310	231	106	148
GEAUGA	78	68	164	149
LAKE	564	493	431	454
PORTAGE	662	188	245	209
TRUMBULL	1,005	696	555	584
DISTRICT TOTALS	2,619	1,676	1,501	1,544
STATE-RECAP	47,043	30,508	31,554	31,230

Personal Injury Cases

Table XV

Filed and Terminated Comparisons (Statewide)

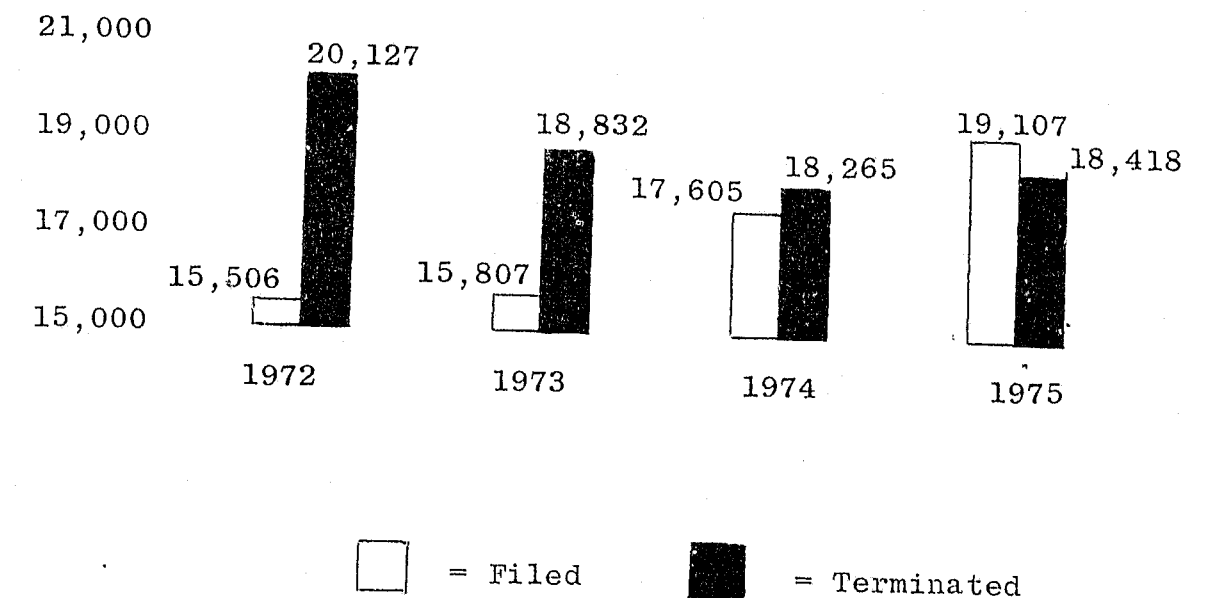


Table XVI

COURTS OF COMMON PLEAS PERSONAL INJURY FILINGS AND TERMINATIONS
1975

COUNTY	PEND AT BEGIN	FILED	TERM	PEND AT END	TERMINATED BY						
					DISMISS W/O PREJ	DISMISS W/PREJ	PRE- TRIAL	DEFAULT	COURT TRIAL	JURY TRIAL	TRANSFER
CUYAHOGA	8,992	7,631	7,712	8,911	1,030	2,188	2,771	180	1,159	158	226
HAMILTON	1,404	1,389	1,521	1,272	68	483	482	22	139	62	265
FRANKLIN	1,712	1,775	1,515	1,972	122	1,103	47	32	46	98	67
MONTGOMERY	714	558	464	808	39	307	0	49	22	34	13
SUMMIT	884	1,045	962	967	180	301	306	31	31	83	30
LUCAS	753	1,019	854	918	121	633	14	29	9	27	21
STARK	549	497	489	557	24	277	75	13	55	36	9
MAHONING	844	643	479	1,008	34	334	1	29	12	32	37
LORAIN	462	363	317	509	64	146	50	5	14	21	17
TRUMBULL	824	382	396	810	52	238	8	11	46	33	8
BUTLER	211	233	188	256	13	57	74	5	7	20	12
LAKE	418	301	266	453	61	143	11	3	18	15	15
CLARK	259	141	195	205	49	123	0	3	3	11	6
RICHLAND	104	205	174	135	5	38	42	5	48	22	14
PORTAGE	198	127	154	171	6	105	12	3	15	12	1
GREENE	83	97	72	108	4	17	36	3	5	6	1
ALLEN	91	85	90	86	1	28	49	1	2	6	3
COLUMBIANA	111	109	88	132	5	50	17	0	1	11	4
LICKING	36	40	40	36	4	20	9	2	2	1	2
ASHTABULA	212	128	125	215	11	31	57	5	2	11	8
JEFFERSON	261	145	168	238	62	73	0	9	7	12	5
CLERMONT	83	65	76	72	6	34	12	5	9	10	0
WOOD	67	77	56	88	5	32	4	0	2	7	6
WAYNE	85	72	57	104	3	34	3	3	3	9	2
WARREN	60	69	61	68	17	30	0	2	4	4	4
MIAMI	44	44	43	45	3	27	4	0	2	3	4
MEDINA	158	78	116	120	15	76	1	3	7	11	3
BELMONT	137	63	65	135	3	57	0	2	2	0	1
MUSKINGUM	67	59	49	77	4	21	20	1	0	1	2
TUSCARAWAS	84	87	81	90	3	51	17	4	2	3	1
SCIOTO	132	72	82	122	1	12	57	0	6	6	0
ERIE	249	209	234	224	38	110	3	6	13	53	11
FAIRFIELD	26	45	25	46	0	6	11	1	3	4	0
MARION	132	44	39	137	1	8	28	0	0	2	0
GEAUGA	78	84	57	105	6	38	1	0	2	10	0
HANCOCK	30	39	36	33	3	26	0	1	0	6	0
ROSS	74	32	20	86	1	2	13	0	1	3	0
SANDUSKY	84	82	51	115	3	21	18	2	4	1	2
SENECA	54	21	41	34	6	29	0	3	0	3	0
WASHINGTON	53	31	43	41	5	28	4	0	1	5	0
LAWRENCE	157	61	78	140	4	4	60	1	2	6	1

Table XVI, contd.

COURTS OF COMMON PLEAS PERSONAL INJURY FILINGS AND TERMINATIONS
1975

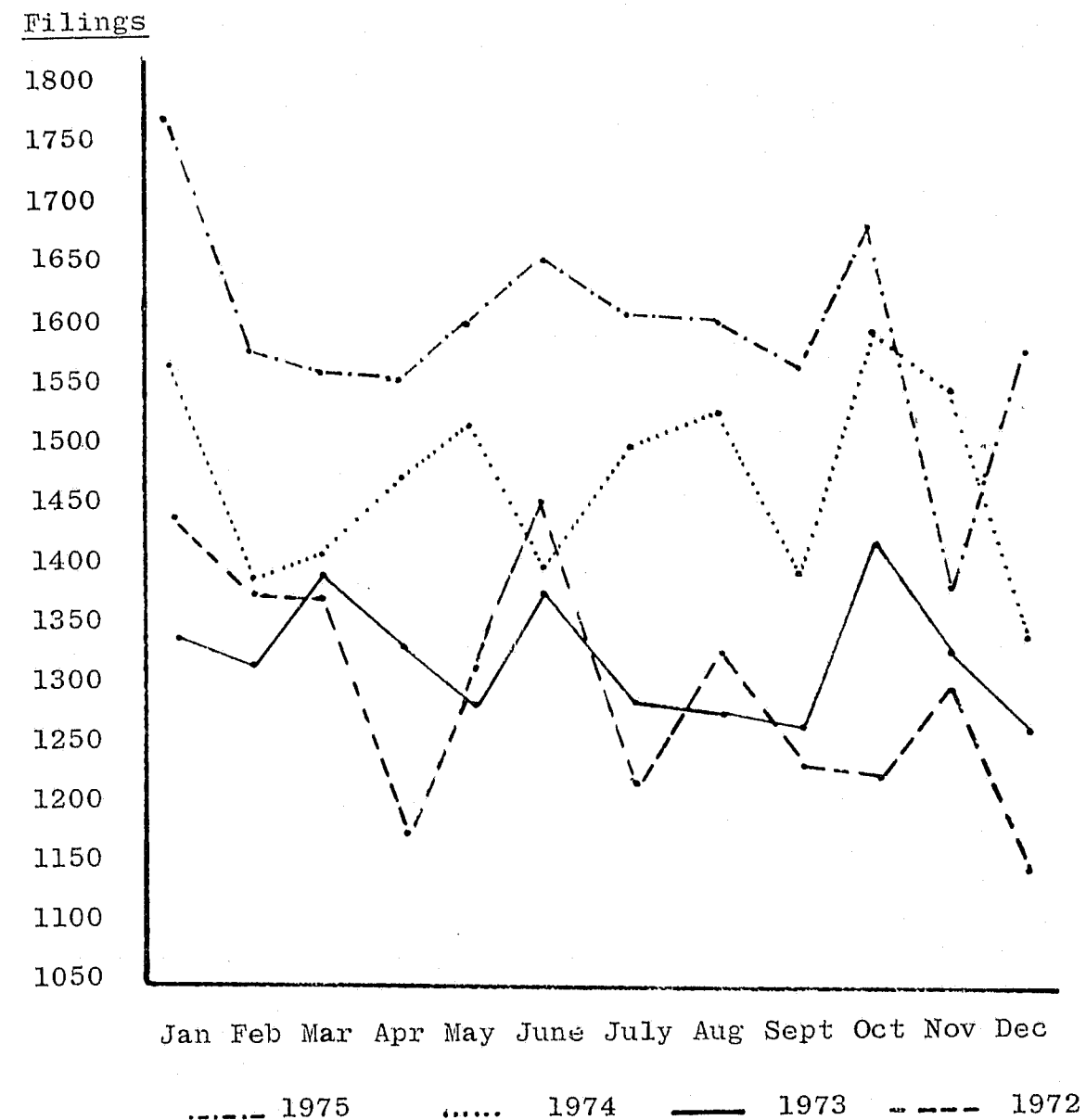
COUNTY	PEND AT BEGIN	FILED	TERM	PEND AT END	TERMINATED BY						
					DISMISS W/O PREJ	DISMISS W/PREJ	PRE- TRIAL	DEFAULT	COURT TRIAL	JURY TRIAL	TRANSFER
ATHENS	32	26	31	27	0	21	0	1	2	7	0
CRAWFORD	36	36	31	41	0	29	0	0	0	2	0
HURON	89	45	37	97	0	28	1	3	0	4	0
DARKE	19	25	14	30	0	8	0	0	2	3	1
ASHLAND	41	35	42	34	5	11	21	3	1	1	0
DELAWARE	56	35	23	68	2	9	5	0	4	3	0
KNOX	18	22	29	11	0	24	0	0	4	1	0
PICKAWAY	54	42	59	37	6	16	19	4	7	7	0
WUOLAIZE	18	27	18	27	5	7	0	2	2	2	0
SHELBY	10	12	10	12	0	2	6	0	1	1	0
GUERNSEY	37	26	13	50	0	13	0	0	1	1	0
OTTAWA	43	48	31	60	0	3	21	0	0	0	0
DEFIANCE	41	15	31	25	6	19	0	2	1	3	1
MERCER	25	15	14	26	1	12	0	1	0	3	0
LOGAN	37	23	18	42	1	10	0	2	0	0	0
PREBLE	35	11	15	31	5	4	3	0	1	4	0
WILLIAMS	66	36	54	48	7	33	1	2	9	2	0
COSHOCTON	33	21	15	39	3	6	4	0	0	2	0
FULTON	36	20	21	35	2	14	0	0	0	2	0
CLINTON	25	13	24	18	3	18	0	2	0	1	0
PUTNAM	15	9	14	10	3	9	1	0	0	0	0
HARDIN	32	17	18	31	0	11	5	0	1	0	0
CHAMPAIGN	11	17	9	19	0	6	0	0	0	2	0
VAN WERT	12	14	14	12	1	6	0	0	2	0	1
HIGHLAND	33	15	29	19	2	3	16	0	1	3	0
MADISON	7	23	8	22	2	4	0	0	6	2	0
PEPBY	25	15	15	25	2	13	0	0	2	0	0
JACKSON	20	20	9	31	0	7	0	0	0	0	0
HENRY	15	14	18	11	0	1	14	0	1	1	0
BROWN	30	13	12	31	0	11	0	1	0	2	1
FAYETTE	17	11	9	19	2	6	0	1	0	0	0
GALLIA	28	15	25	18	3	16	4	0	0	0	0
UNION	17	19	13	23	0	12	0	0	0	2	0
HOLMES	17	3	7	13	0	4	3	0	0	1	0
WYANDOT	6	21	8	19	0	7	0	1	0	0	0
CARROLL	10	11	9	12	0	0	6	1	0	0	0
MORROW	10	11	8	13	1	6	0	1	0	2	0
HOCKING	4	7	5	6	0	3	2	0	0	0	0
WEIGS	6	10	13	3	5	4	0	1	0	0	0
PAULDING	12	8	12	8	0	9	0	1	3	0	0
PIKE	16	18	11	23	1	6	3	1	0	0	0

Table XVI, contd.
COURTS OF COMMON PLEAS PERSONAL INJURY FILINGS AND TERMINATIONS
1975

COUNTY	PEND AT BEGIN	FILED	TERM	PEND AT END	TERMINATED BY					JURY TRIAL	TRANSFER
					DISMISS w/o PREJ	DISMISS w/ PREJ	PRE- TRIAL	DEFAULT	COURT TRIAL		
ADAMS	17	8	12	13	0	6	1	1	2	2	0
HARRISON	17	14	17	14	1	11	0	1	1	3	0
MORRIS	6	6	5	7	3	1	0	0	1	0	0
MORGAN	7	2	5	4	0	2	1	0	2	0	0
NOBLE	0	2	0	3	0	0	0	0	0	0	0
VINTON	1	3	4	0	0	0	1	0	0	3	0
STATE RECAP	22,127	19,107	18,418	22,816	2,154	7,792	4,458	506	1,768	932	808

Table XVII

Personal Injury Filings per Month



	Filings 1975	Filings 1974	Filings 1973	Filings 1972
Jan	1,766	1,564	1,346	1,447
Feb	1,571	1,392	1,302	1,382
Mar	1,557	1,405	1,392	1,365
Apr	1,529	1,462	1,326	1,167
May	1,599	1,523	1,258	1,307
June	1,650	1,396	1,384	1,449
July	1,637	1,495	1,288	1,208
Aug	1,600	1,530	1,278	1,339
Sept	1,575	1,394	1,250	1,222
Oct	1,673	1,582	1,415	1,212
Nov	1,373	1,547	1,316	1,287
Dec	1,577	1,315	1,252	1,121

Table XVIII

COURTS OF COMMON PLEAS OTHER CIVIL CASES
(INCLUDING WORKMAN'S COMPENSATION AND APPROPRIATIONS)
1975

COUNTY	PEND AT BEGIN	FILED	TERM	PEND AT END	-----TERMINATED BY-----						
					DISMISSAL W/O PREJUDICE	DISMISSAL WITH PREJUDICE	PRE- TRIAL	DEFAULT	COURT TRIAL	JURY TRIAL	TRANSFER
CUYAHOGA	6,949	6,248	6,352	6,845	553	875	981	279	3,011	55	198
HAMILTON	2,254	3,892	3,620	2,526	421	699	674	680	581	35	530
FRANKLIN	2,404	3,853	3,977	2,280	466	2,003	53	912	310	92	141
MONTGOMERY	1,681	2,512	2,057	2,136	187	474	2	1,149	175	24	46
SUMMIT	1,241	2,228	2,104	1,365	375	266	339	656	322	47	99
LUCAS	797	1,813	1,772	838	306	682	52	567	111	20	34
STARK	549	1,113	1,147	515	141	369	59	257	258	27	36
MAHONING	1,030	1,629	1,310	1,349	169	272	7	655	127	23	57
LORAIN	795	1,003	860	942	149	149	35	376	95	33	23
TRUMBULL	1,246	1,017	917	1,346	191	204	34	130	304	29	25
BUTLER	415	933	824	524	153	110	128	170	110	16	37
LAKE	776	691	577	890	180	99	12	136	117	12	21
CLARK	578	572	627	523	168	64	3	113	208	7	64
RICHLAND	220	496	483	233	40	72	66	117	121	9	58
PORTAGE	368	742	618	492	40	123	16	340	80	15	4
GREENE	348	547	561	334	113	64	68	162	98	48	8
ALLEN	247	405	420	232	127	28	70	83	99	4	9
COLUMBIANA	305	562	595	276	98	80	119	171	91	12	24
LICKING	175	424	411	188	162	46	33	84	76	7	3
ASHTABULA	351	490	461	380	85	58	53	214	26	6	19
JEFFERSON	262	466	419	309	115	41	0	118	135	3	7
CLERMONT	368	773	697	444	133	87	44	179	229	17	8
WOOD	138	312	252	198	35	90	11	33	43	8	32
WAYNE	247	358	320	285	30	70	14	108	69	10	19
WARREN	324	446	472	298	152	82	3	112	89	5	29
MIAMI	135	375	383	127	47	66	18	187	43	5	17
MEDINA	506	542	521	527	170	105	6	68	159	1	12
BELMONT	478	400	384	494	9	129	0	166	74	4	2
MUSKINGUM	204	378	355	227	83	68	26	130	29	8	11
TUSCARAWAS	343	545	501	387	104	76	44	229	35	7	6
SCIOTO	265	343	354	254	33	37	31	56	156	11	30
ERIE	201	209	267	143	45	79	12	50	57	7	17
FAIRFIELD	104	303	292	115	49	29	41	129	35	6	3
MARION	256	185	174	267	28	8	18	111	7	1	1
GEAUGA	185	251	209	227	44	56	8	47	49	5	0
HANCOCK	107	245	239	113	41	91	6	64	26	2	9
ROSS	159	241	217	183	62	37	43	0	58	17	0
SANDUSKY	174	225	215	184	18	52	37	52	50	5	1
SENECA	136	135	162	109	20	49	2	76	11	3	1
WASHINGTON	93	140	159	74	41	34	2	20	57	4	1
LAWRENCE	373	329	278	424	64	39	36	104	22	12	1

Table XVIII, contd.

COURTS OF COMMON PLEAS OTHER CIVIL CASES
(INCLUDING WORKMAN'S COMPENSATION AND APPROPRIATIONS)
1975

COUNTY	PEND AT BEGIN	FILED	TERM	PEND AT END	-----TERMINATED BY-----						
					DISMISSAL W/O PREJUDICE	DISMISSAL WITH PREJUDICE	PRE- TRIAL	DEFAULT	COURT TRIAL	JURY TRIAL	TRANSFER
ATHENS	109	238	237	110	10	124	1	48	49	4	1
CRAWFORD	146	276	239	183	6	97	0	94	40	2	0
HURON	287	312	246	353	9	81	6	139	3	4	4
DARKE	88	177	170	95	10	37	2	45	68	1	7
ASHLAND	85	108	132	65	43	18	9	46	9	6	1
DELAWARE	196	130	200	126	21	10	5	32	125	6	1
KNOX	48	134	135	47	0	46	0	25	56	6	2
PICKAWAY	38	143	120	61	27	15	15	16	32	2	13
AUGLAIZE	70	216	195	91	53	21	1	95	14	7	4
SHELBY	49	115	95	69	22	26	14	19	14	0	0
GUERNSEY	223	198	182	239	81	14	1	82	4	0	0
OTTAWA	49	127	111	65	22	12	22	10	38	2	5
DEFIANCE	48	95	75	68	13	13	0	11	36	2	0
MERCER	77	46	35	88	15	7	0	2	11	0	0
LOGAN	62	65	77	50	6	24	1	22	21	2	1
PREBLE	61	112	110	63	27	17	20	18	27	0	1
WILLIAMS	77	136	135	78	91	15	2	4	22	0	1
COSHOCTON	41	125	108	58	34	13	2	53	3	3	0
FULTON	155	257	305	107	56	103	0	62	44	1	39
CLINTON	68	126	95	99	20	16	0	15	36	2	6
PUTNAM	33	59	64	28	15	17	1	17	12	2	0
HARDIN	86	82	90	78	4	30	8	16	30	1	1
CHAMPAIGN	54	106	107	53	23	26	1	36	17	2	2
VAN WERT	43	58	72	29	7	16	7	10	23	8	1
HIGHLAND	102	119	137	84	22	12	18	1	78	5	1
MADISON	85	256	246	99	40	73	0	68	53	3	9
PERRY	178	152	136	194	20	23	10	33	47	3	0
JACKSON	144	166	162	148	22	56	2	48	29	2	3
HENRY	25	92	92	25	6	6	10	12	57	1	0
BROWN	133	219	158	194	14	39	5	77	17	4	2
FAYETTE	41	108	75	74	11	37	4	10	10	1	2
GALLIA	69	100	106	63	21	29	6	0	49	1	0
UNION	24	77	79	22	8	24	0	11	36	0	0
HOLMES	53	106	68	91	5	23	9	28	3	0	0
WYANDOT	35	48	57	26	9	13	2	23	7	2	1
CARROLL	66	202	189	79	13	28	20	88	36	2	2
MORROW	144	146	141	149	25	29	0	81	3	3	0
HOCKING	55	142	139	58	27	20	4	44	40	1	3
MEIGS	61	75	83	53	19	5	0	33	13	1	12
PAULDING	62	105	115	52	15	23	2	53	11	0	11
PIKE	71	82	69	84	18	7	5	14	24	1	0

Table XVIII, contd.

COURTS OF COMMON PLEAS OTHER CIVIL CASES
(INCLUDING WORKMAN'S COMPENSATION AND APPROPRIATIONS)
1975

COUNTY	PEND AT BEGIN	FILED	TERM	PEND AT END	TERMINATED BY						
					DISMISSAL W/O PREJUDICE	DISMISSAL WITH PREJUDICE	PRE- TRIAL	DEFAULT	COURT TRIAL	JURY TRIAL	TRANSFER
					29	19	0	27	50	0	3
ADAMS	68	114	128	54	38	21	4	62	14	3	2
HARRISON	122	113	144	91	22	10	0	43	23	4	4
MONROE	52	84	106	30	4	4	13	17	5	2	0
MORGAN	37	36	45	28	2	12	2	28	18	13	1
NOBLE	43	55	76	22	9	3	9	13	16	1	1
VINTON	43	50	52	41							
STATE RECAP	31,709	44,459	42,501	33,667	6,861	9,376	3,449	11,121	9,126	778	1,790

Comment on Table XVIII

For Convenience purposes we have combined the Workmen's Compensation, Appropriation and Other Case Categories as they appeared in the report forms submitted by the individual General Division judges. The following are the statewide totals for the three categories, listed separately.

Table XVIII, contd.

COURTS OF COMMON PLEAS

WORKMEN'S COMPENSATION

	PEND AT BEGIN	FILED	TERM	PEND AT END	TERMINATED BY						
					DISMISSAL W/O PREJUDICE	DISMISSAL WITH PREJUDICE	PRE- TRIAL	DEFAULT	COURT TRIAL	JURY TRIAL	TRANSFER
STATE RECAP	1,135	869	903	1,101	156	286	198	34	151	49	29

APPROPRIATIONS

	PEND AT BEGIN	FILED	TERM	PEND AT END	TERMINATED BY						
					DISMISSAL W/O PREJUDICE	DISMISSAL WITH PREJUDICE	PRE- TRIAL	DEFAULT	COURT TRIAL	JURY TRIAL	TRANSFER
STATE RECAP	851	959	1,062	748	111	167	186	56	108	230	204

ALL OTHER

	PEND AT BEGIN	FILED	TERM	PEND AT END	TERMINATED BY						
					DISMISSAL W/O PREJUDICE	DISMISSAL WITH PREJUDICE	PRE- TRIAL	DEFAULT	COURT TRIAL	JURY TRIAL	TRANSFER
STATE RECAP	29,723	42,631	40,536	31,818	6,594	8,923	3,065	11,031	8,867	499	1,557

Table XIX

Continuances Requested and Granted

<u>County</u>	1975						
	<u>Number Requested</u>	<u>Number Granted</u>	<u>Engaged Counsel</u>	<u>Witness Unavail.</u>	<u>Reasons</u>		
					<u>Ill.</u>	<u>Vac.</u>	<u>Other</u>
Cuyahoga	210	207	101	18	15	16	56
Hamilton	265	265	36	97	24	9	97
Franklin	817	681	169	154	100	46	218
Montgomery	186	173	33	37	34	8	110
Summit	484	481	120	108	68	22	167
Lucas	497	482	124	134	30	21	188
Stark	66	63	24	9	1	6	25
Mahoning	0	0	0	0	0	0	0
Lorain	76	75	34	14	15	10	2
Trumbull	5	5	3	1	0	1	1
Butler	51	47	13	9	1	16	12
Lake	70	70	18	14	13	6	18
Clark	80	80	3	33	11	3	31
Richland	34	31	7	4	3	8	10
Portage	49	49	12	8	4	6	19
Greene	1	1	0	0	1	0	0
Allen	1	1	0	1	1	0	0
Columbiana	24	24	4	5	8	0	7
Licking	53	41	13	6	3	4	31
Ashtabula	41	37	5	5	7	7	15
Jefferson	81	87	29	11	7	1	20
Clermont	44	44	4	1	14	1	24
Wood	22	20	4	4	1	1	11
Wayne	44	43	10	8	6	6	15
Warren	16	16	2	1	0	3	10
Miami	48	35	4	7	5	1	23
Medina	148	132	47	11	12	11	45
Belmont	38	38	6	8	2	2	20
Muskingum	13	12	0	1	2	2	7
Tuscarawas	31	28	16	6	3	0	6
Scioto	8	8	1	1	1	1	4
Erie	95	84	29	12	0	26	31
Fairfield	13	13	2	3	1	3	4
Marion	4	4	1	1	0	0	2
Geauga	52	50	12	4	6	9	21
Hancock	0	0	0	0	0	0	0
Ross	7	7	6	1	2	0	1
Sandusky	24	23	4	14	1	3	3
Seneca	9	9	0	1	0	0	8
Washington	10	10	1	3	4	0	2

Table XIX, continued

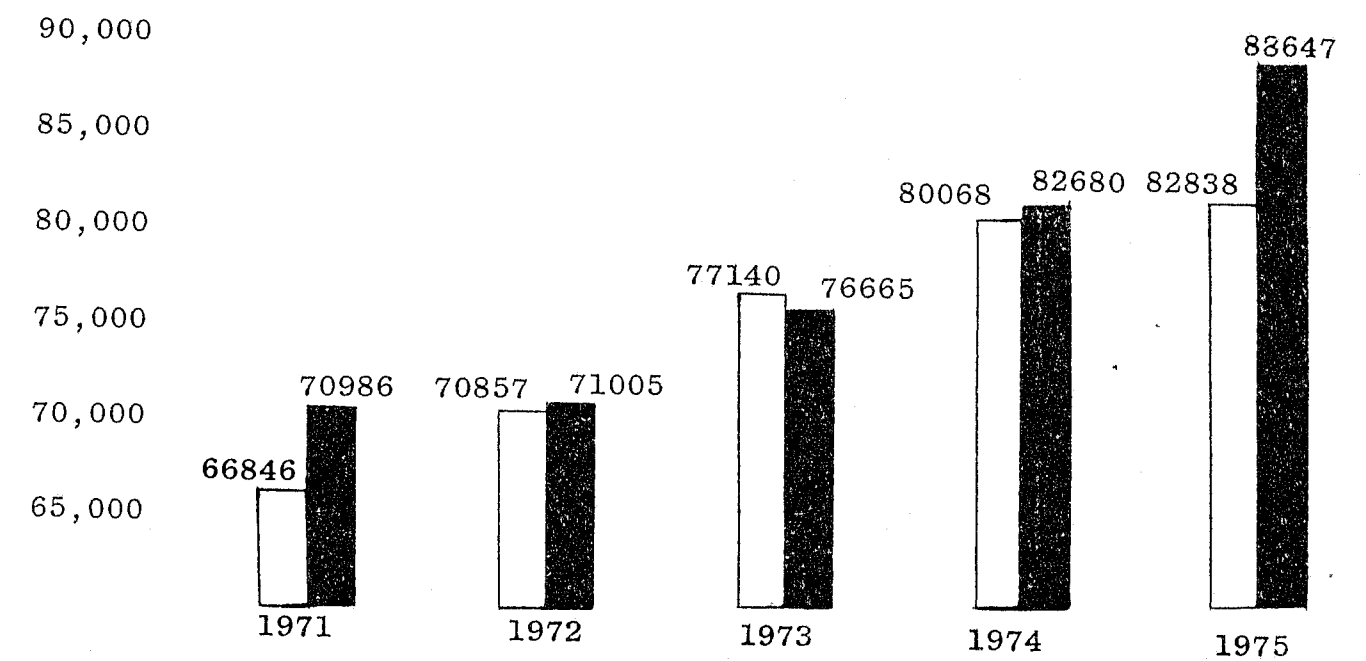
<u>County</u>	<u>Number Requested</u>	<u>Number Granted</u>	<u>Engaged Counsel</u>	<u>Witness Unavail.</u>	<u>Reasons</u>		
					<u>Ill.</u>	<u>Vac.</u>	<u>Other</u>
Lawrence	116	95	28	12	18	5	53
Athens	16	16	3	4	1	1	7
Crawford	0	0	0	0	0	0	0
Huron	0	0	0	0	0	0	0
Darke	40	40	0	2	7	6	25
Ashland	19	19	4	1	2	2	10
Delaware	25	23	12	2	0	1	9
Knox	1	1	0	0	1	0	0
Pickaway	33	32	16	2	4	5	6
Auglaize	7	6	1	1	2	1	2
Shelby	7	7	0	0	0	2	5
Guernsey	0	0	0	0	0	0	0
Ottawa	7	7	0	1	4	2	0
Defiance	9	9	5	1	0	0	3
Mercer	3	3	0	0	2	0	1
Logan	0	0	0	0	0	0	0
Preble	19	17	4	6	2	1	6
Williams	0	0	0	0	0	0	0
Coshocton	9	9	0	1	0	0	8
Fulton	4	1	1	1	0	1	1
Clinton	0	0	0	0	0	0	0
Putnam	25	24	0	1	0	4	19
Hardin	0	0	0	0	0	0	0
Champaign	14	12	2	7	1	1	4
Van Wert	8	7	3	0	2	0	2
Highland	27	27	6	3	3	3	12
Madison	16	14	7	0	4	2	3
Perry	5	5	1	0	0	0	4
Jackson	8	8	3	0	4	0	1
Henry	8	8	1	6	0	0	2
Brown	0	0	0	0	0	0	0
Fayette	11	11	1	5	0	1	3
Gallia	18	18	12	3	0	0	2
Union	0	0	0	0	0	0	0
Holmes	3	3	1	1	0	0	1
Wyandot	14	14	0	6	0	2	6
Carroll	5	5	1	4	0	0	0
Morrow	3	3	0	0	0	0	0
Hocking	5	5	4	1	1	0	3
Meigs	11	11	0	1	0	0	10
Paulding	5	3	2	0	0	0	3
Pike	3	2	0	0	1	0	2
Adams	9	9	0	1	2	0	6

Table XIX, continued

County	Number Requested	Number Granted	Engaged Counsel	Witness Unavail.	Reasons		
					Ill.	Vac.	Other
Harrison	8	8	0	1	2	0	5
Monroe	14	14	7	1	0	0	6
Morgan	7	7	0	2	0	1	4
Noble	1	1	0	1	0	0	0
Vinton	5	5	0	2	1	0	2
Totals	4,265	3,985	1,022	835	470	300	1,500

Domestic Relations Jurisdiction
Court of Common Pleas
Filed and Terminated Comparisons (Statewide)

Table XX



□ = Filed

■ = Terminated

Table XXI

COURTS OF COMMON PLEAS DOMESTIC RELATIONS JURISDICTION
1975

COUNTY	PEND AT BEGIN	FILED	TERMINATED	PEND AT END	TERMINATED BY		
					DISMISSAL	UNCONTESTED CASES	CONTESTED CASES
* CUYAHOGA	6,373	10,525	13,629	3,269	4,332	7,562	1,735
* HAMILTON	2,394	5,658	5,425	2,627	961	2,728	1,736
* FRANKLIN	3,424	7,705	8,686	2,443	2,412	4,866	1,408
* MONTGOMERY	2,349	5,053	5,363	2,039	1,319	3,688	356
* SUMMIT	2,479	4,518	5,516	1,481	2,061	2,787	668
* LUCAS	1,701	4,591	4,303	1,989	1,422	1,851	1,030
* STARK	1,278	2,637	2,615	1,300	766	1,359	490
* MAHONING	815	1,832	1,961	686	695	1,222	44
* LORAIN	450	2,084	2,155	379	626	1,467	62
* TRUMBULL	999	2,167	2,292	874	846	1,325	121
* BUTLER	847	2,437	2,487	797	867	1,595	25
* LAKE	227	1,499	1,545	181	650	788	107
* CLARK	687	1,206	1,313	580	320	965	28
* RICHLAND	548	1,436	1,418	566	493	921	4
PORTAGE	515	1,033	1,037	511	288	736	13
GREENE	559	932	773	718	108	654	11
ALLEN	206	867	876	197	269	573	34
COLUMBIANA	189	849	851	187	198	528	125
LICKING	222	1,047	1,085	184	282	774	29
ASHTABULA	288	1,034	1,002	320	443	525	34
JEFFERSON	257	719	755	221	212	512	31
CLERMONT	228	856	813	271	182	462	169
WOOD	145	583	557	171	129	397	31
WAYNE	282	643	704	221	189	442	73
WARREN	457	1,163	1,170	450	427	595	148
MIAMI	192	617	619	190	142	456	21
MEDINA	427	720	857	290	292	534	31
BELMONT	203	596	582	217	201	306	75
MUSKINGUM	259	679	692	246	199	464	29
TUSCARAWAS	209	538	610	137	152	443	15
SCIOTO	253	667	716	204	241	374	101
* ERIE	345	585	565	365	158	320	87
FAIRFIELD	217	729	756	190	244	447	65
MARION	215	629	608	236	199	404	5
GEAUGA	133	412	387	158	75	253	59
HANCOCK	192	449	491	150	139	348	4
ROSS	109	727	690	146	113	284	293
SANDUSKY	194	534	588	140	182	399	7
SENECA	158	379	402	135	117	285	0
WASHINGTON	157	403	456	104	100	319	37
LAWRENCE	356	650	556	450	205	308	43
ATHENS	63	360	355	68	74	281	0
CRAWFORD	150	399	398	151	102	296	0
HURON	150	426	386	190	98	239	49
DARKE	77	274	283	68	65	212	6

* COUNTY WITH A SEPARATE DOMESTIC RELATIONS JURISDICTION

Table XXI, contd.

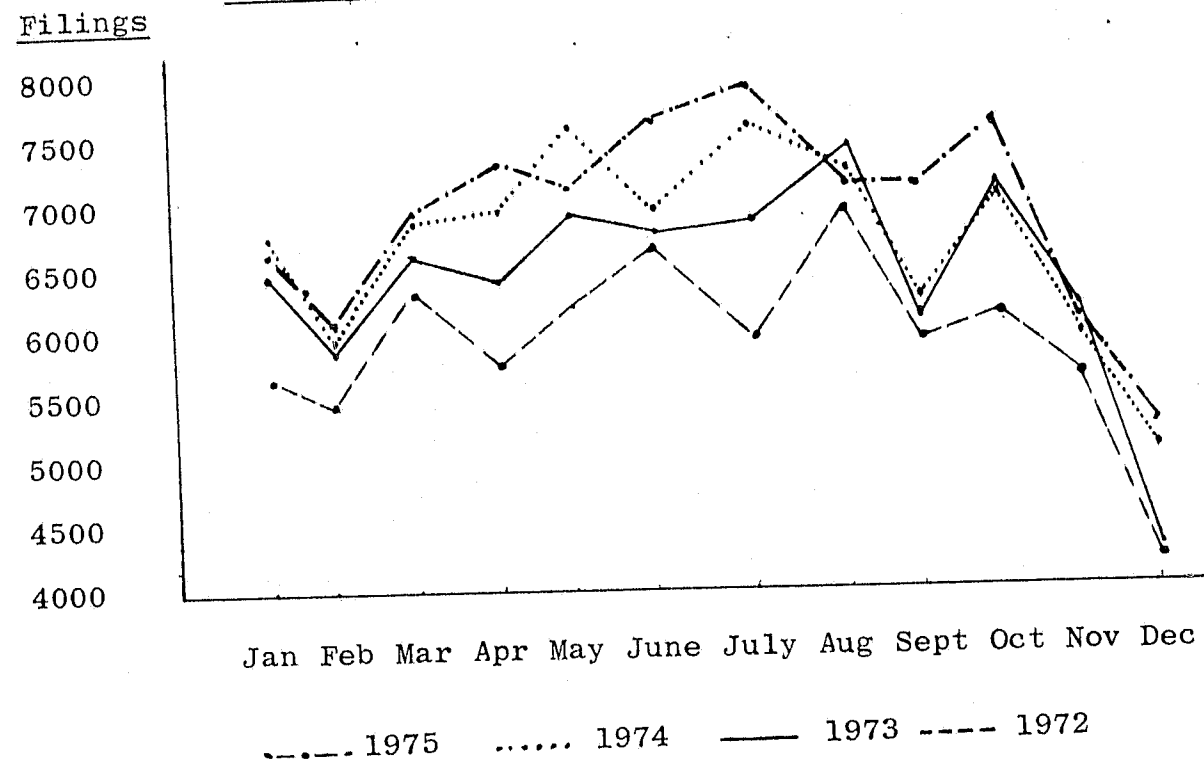
COURTS OF COMMON PLEAS DOMESTIC RELATIONS JURISDICTION
1975

COUNTY	PEND AT BEGIN	FILED	TERMINATED	PEND AT END	TERMINATED BY		
					DISMISSAL	UNCONTESTED CASES	CONTESTED CASES
ASHLAND	100	400	421	79	106	273	42
DELAWARE	80	317	316	81	55	221	40
KNOX	75	313	311	77	114	179	18
PICKAWAY	92	358	344	106	118	208	18
AUGLAIZE	60	219	210	69	33	177	0
SHELBY	167	343	400	110	0	396	4
GUERNSEY	108	322	326	104	85	241	0
OTTAWA	79	213	221	71	41	171	9
DEFIANCE	135	270	269	136	73	144	52
MERCER	61	131	135	57	34	97	4
LOGAN	133	251	269	115	82	185	2
PREBLE	150	269	233	186	66	140	27
WILLIAMS	107	284	305	86	84	211	10
COSSHOCTON	49	243	244	48	62	169	13
FULTON	68	232	234	66	64	154	16
CLINTON	86	318	329	75	89	239	1
PUTNAM	24	115	113	26	23	55	35
HARDIN	72	216	206	82	92	50	64
CHAMPAIGN	93	238	290	41	73	216	1
VAN WERT	55	190	208	37	54	153	1
HIGHLAND	46	214	217	43	53	116	48
MADISON	53	234	227	60	67	152	8
PERRY	88	178	196	70	50	115	31
JACKSON	79	268	293	54	119	173	1
HENRY	29	131	134	26	35	79	20
BROWN	125	224	227	122	63	84	80
FAYETTE	72	230	240	62	79	144	17
GALLIA	68	206	214	60	64	150	0
UNION	41	167	177	31	49	127	1
HOLMES	66	97	128	35	40	87	1
WYANDOT	41	140	150	31	25	114	11
CARROLL	43	194	191	46	52	135	4
MORROW	41	136	145	32	8	137	0
HOCKING	85	199	223	61	72	147	4
MEIGS	76	222	250	48	101	105	44
PAULDING	39	132	122	49	37	84	1
PIKE	70	167	176	61	57	88	31
ADAMS	63	192	204	51	89	113	2
HARRISON	41	115	126	30	38	85	3
MONROE	20	96	89	27	25	60	4
MORGAN	18	88	83	23	13	69	1
NOBLE	11	47	52	6	0	45	7
VINTON	4	72	71	5	18	9	44
STATE RECAP	34,991	82,838	88,647	29,182	26,097	52,391	10,159

* COUNTY WITH A SEPARATE DOMESTIC RELATIONS JURISDICTION

Table XXII

Domestic Relations Filings per Month (Statewide)



	<u>Filings</u> 1975	<u>Filings</u> 1974	<u>Filings</u> 1973	<u>Filings</u> 1972
Jan	6,658	6,704	6,487	5,679
Feb	6,046	5,869	5,835	5,433
Mar	6,929	6,887	6,579	6,343
Apr	7,390	6,986	6,432	5,726
May	7,178	7,484	6,939	6,262
June	7,562	6,943	6,742	6,625
July	7,721	7,551	6,842	5,956
Aug	7,252	7,277	7,403	6,960
Sept	7,192	6,255	6,159	5,982
Oct	7,565	7,091	7,187	6,134
Nov	6,044	5,993	6,223	5,532
Dec	5,301	5,028	4,312	4,225

Juvenile Jurisdiction
Court of Common Pleas
Juvenile Cases

Table XXIII

Filed and Terminated Comparisons (Statewide)

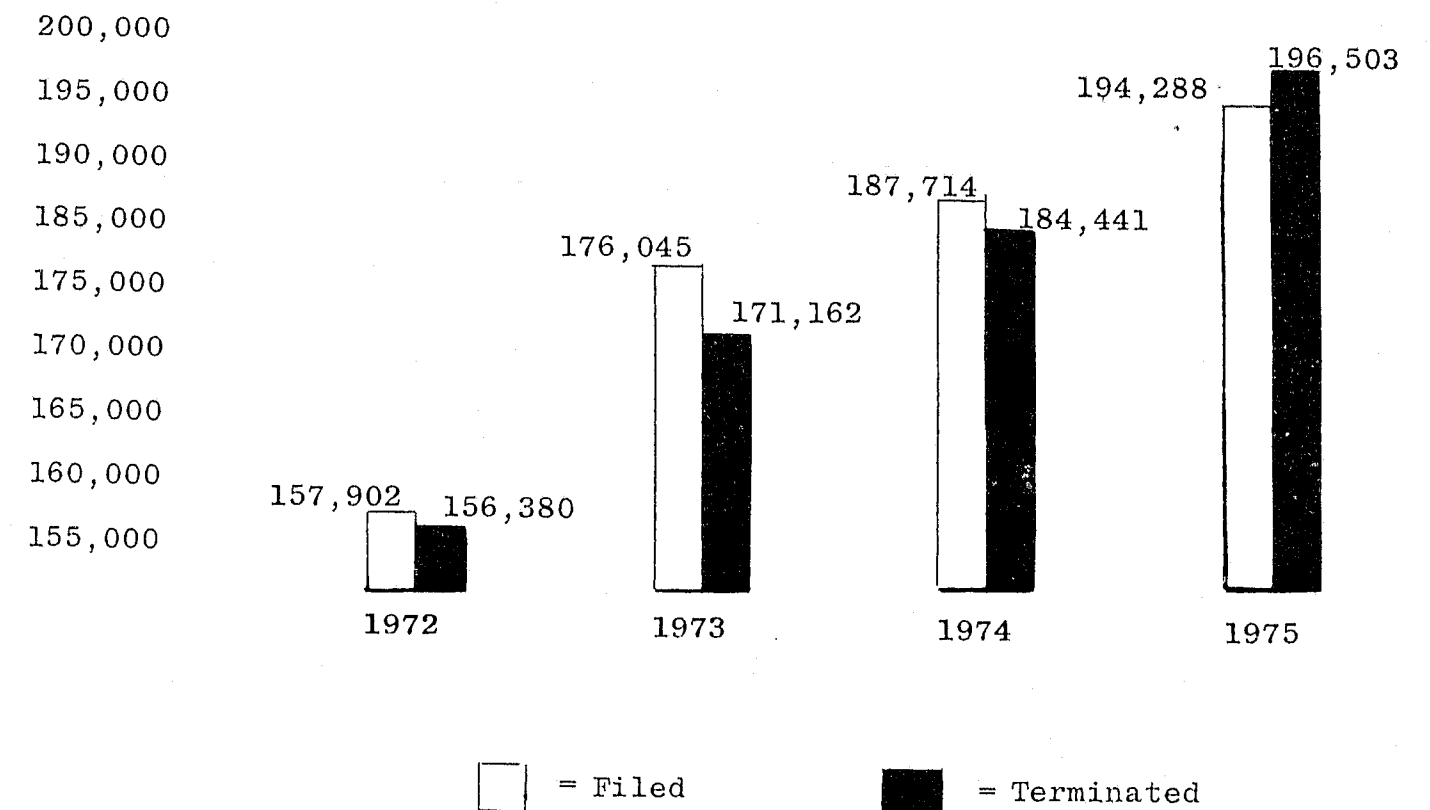


Table XXIV

COURTS OF COMMON PLEAS JUVENILE DIVISION
1975

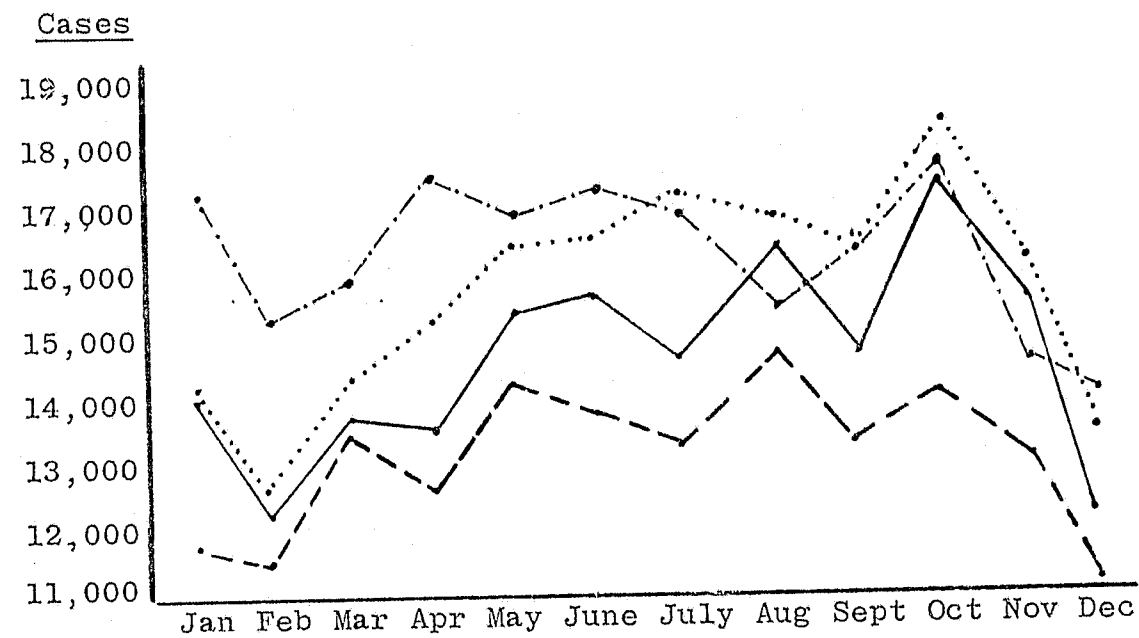
COUNTY	PEND AT BEGIN	FILED	TERMINATED	PEND AT END	CHANGE IN DOCKET SIZE	TRIALS CONDUCTED	HEARINGS BY JUDGE	HEARINGS BY REFEREE
CUYAHOGA	5,770	27,714	29,352	4,132	-1,638	2,918	15,743	36,463
HAMILTON	3,739	21,237	23,409	1,567	-2,172	62	5,319	34,904
FRANKLIN	640	23,778	24,077	341	-299	42	1,955	26,271
MONTGOMERY	2,130	9,543	8,950	2,723	593	69	1,021	13,055
SUMMIT	608	9,625	9,399	834	226	126	1,325	9,154
LUCAS	1,360	10,510	10,334	1,536	176	3,202	419	13,658
STARK	610	3,961	3,799	772	162	132	2,233	8,578
MAHONING	664	3,231	2,835	1,060	396	202	696	2,665
LORAIN	129	3,638	3,397	370	241	10	1,935	3,708
TRUMBULL	38	3,912	3,909	41	3	214	228	3,483
BUTLER	124	3,967	3,943	148	24	95	238	4,624
LAKE	76	5,123	4,959	240	164	296	2,019	3,827
CLARK	61	4,186	4,173	74	13	0	3,463	853
RICHLAND	244	1,976	1,911	309	65	2	713	1,543
PORTAGE	13	1,206	1,216	3	-10	99	763	374
GREENE	160	2,156	2,205	111	-49	79	1,982	711
ALLEN	197	2,700	2,630	267	70	60	1,232	1,958
COLUMBIANA	352	1,526	1,777	101	-251	0	1,498	379
LICKING	169	2,335	2,338	166	-3	0	2,972	0
ASHTABULA	348	1,860	1,778	430	82	458	794	1,088
JEFFERSON	9	799	806	2	-7	15	1,267	0
CLERMONT	324	2,170	2,307	187	-137	21	1,957	1,591
WOOD	134	1,554	1,604	84	-50	12	1,394	427
WAYNE	193	1,329	1,356	166	-27	42	609	1,086
WARREN	44	1,735	1,757	22	-22	163	2,198	549
MIAMI	191	1,771	1,750	212	21	35	1,496	693
MEDINA	193	1,859	1,821	231	38	1	868	1,069
BELMONT	186	776	822	140	-46	0	822	0
MUSKINGUM	54	1,839	1,789	104	50	222	1,453	94
TUSCARAWAS	77	996	956	117	40	4	1,427	188
SCIOTO	62	574	1,001	35	-27	143	937	187
ERIE	256	2,246	1,974	528	272	0	1,314	707
FAIRFIELD	77	1,221	1,229	69	-8	153	1,143	0
MARION	71	1,894	1,895	70	-1	2	48	2,289
GEAUGA	29	1,242	1,159	112	83	418	1,214	451
HANCOCK	45	1,223	1,234	34	-11	38	770	429
ROSS	45	1,236	1,257	24	-21	18	1,471	106
SANDUSKY	65	946	948	63	-2	8	771	103
SENECA	133	979	1,017	95	-38	20	991	215
WASHINGTON	95	659	677	77	-18	1	925	0
LAWRENCE	86	944	991	39	-47	220	1,066	0
ATHENS	52	512	527	37	-15	97	456	0
CRAWFORD	105	664	715	54	-51	40	1,435	0
HURON	82	901	917	66	-16	0	1,177	0
DARKE	4	325	326	3	-1	30	290	120
ASHLAND	40	722	729	33	-7	22	681	80

Table XXIV, contd.

COURTS OF COMMON PLEAS JUVENILE DIVISION
1975

COUNTY	PEND AT BEGIN	FILED	TERMINATED	PEND AT END	CHANGE IN DOCKET SIZE	TRIALS CONDUCTED	HEARINGS BY JUDGE	HEARINGS BY REFEREE
DELAWARE	79	1,298	1,302	75	-4	142	1,116	84
KNOX	12	562	556	18	6	7	582	0
PICKAWAY	76	789	790	75	-1	72	686	25
AUGLAIZE	43	581	605	19	-24	0	898	0
SHELBY	45	720	738	27	-18	0	750	0
GUERNSEY	23	717	703	37	14	38	881	83
OTTAWA	12	441	431	22	10	0	277	0
DEFIANCE	36	556	547	45	9	0	479	0
MERCER	12	539	522	29	17	3	1,162	0
LOGAN	84	613	639	58	-26	31	757	0
PREBLE	21	455	439	37	16	27	587	0
WILLIAMS	48	639	642	45	-3	0	162	0
COSHOCTON	45	409	412	42	-3	0	358	0
FULTON	9	491	474	26	17	0	372	39
CLINTON	0	753	753	0	0	56	697	0
PUTNAM	42	356	371	27	-15	0	371	0
HARDIN	27	307	322	12	-15	0	322	0
CHAMPAIGN	26	535	524	37	11	40	657	0
VAN WERT	24	404	405	23	-1	10	377	78
HIGHLAND	16	409	402	23	7	48	354	0
MADISON	29	599	611	17	-12	48	339	93
PERRY	26	345	348	23	-3	7	73	121
JACKSON	63	513	527	49	-14	0	583	0
HENRY	20	381	378	23	3	0	63	315
BROWN	28	522	515	35	7	82	517	0
FAYETTE	27	442	420	49	22	86	573	0
GALLIA	10	320	317	13	3	2	521	0
UNION	23	342	352	13	-10	0	410	41
HOLMES	0	213	213	0	0	0	213	0
WYANDOT	4	367	325	46	42	0	578	17
CARROLL	38	350	349	39	1	49	421	0
MORROW	1	431	424	8	7	0	424	0
HOCKING	36	390	373	53	17	71	806	0
MEIGS	28	340	323	45	17	5	333	0
PAULDING	21	265	262	24	3	3	250	0
PIKE	50	400	399	51	1	8	569	0
ADAMS	39	159	181	17	-22	67	136	6
HARRISON	17	190	196	11	-6	0	196	0
MONROE	92	73	92	73	-19	0	77	0
MORGAN	1	98	97	2	1	20	99	0
NOBLE	1	71	70	2	1	0	67	0
VINTON	4	203	199	8	4	0	200	0
STATE RECAP	21,322	194,288	196,503	19,107	-2,215	10,713	94,021	178,582

Table XXV

Juvenile Filings per Month (Statewide)

..... 1975 1974 — 1973 --- 1972

	<u>Filings</u> 1975	<u>Filings</u> 1974	<u>Filings</u> 1973	<u>Filings</u> 1972
Jan.	17,107	14,249	14,226	11,943
Feb.	15,294	12,525	12,105	11,897
Mar.	15,619	14,282	13,886	13,736
Apr.	17,300	15,048	13,774	12,590
May	16,927	16,711	15,164	14,122
June	17,039	16,530	15,540	13,932
July	16,849	17,027	14,721	13,153
Aug.	15,350	16,982	16,729	14,966
Sept.	16,434	16,246	14,861	13,465
Oct.	17,558	18,393	17,375	14,069
Nov.	14,731	16,127	15,510	13,019
Dec.	14,080	13,594	12,154	11,010

Probate Cases

Table XXVI


Filed and Terminated Comparisons (Statewide)

Table XXVII

PROBATE DIVISION
 FILINGS AND TERMINATIONS
 DECEDENTS ESTATES, GUARDIANSHIPS AND TRUSTS AND CIVIL ACTIONS
 1975

COUNTY	DECEDENTS ESTATES				GUARDIANSHIPS & TEST. TRUSTS				CIVIL ACTIONS			
	PEND AT BEGIN	FILED	TERM	PEND AT END	PEND AT BEGIN	FILED	TERM	PEND AT END	PEND AT BEGIN	FILED	TERM	PEND AT END
CLYDE	6,732	10,847	11,654	5,925	2,922	1,508	1,715	2,715	235	951	986	200
HAMILTON	3,511	4,842	4,772	3,358	2,170	488	247	2,271	356	413	462	307
FRANKLIN	3,164	4,391	3,916	3,354	1,168	604	254	1,084	341	413	546	208
MONTGOMERY	2,203	1,919	2,347	1,775	1,327	385	254	1,458	221	192	228	185
SUMMIT	1,688	3,248	2,283	1,653	1,784	634	383	2,035	149	387	415	121
LUCAS	2,838	3,433	2,412	3,493	1,392	378	258	790	615	247	319	106
STARK	1,762	1,610	1,717	1,506	602	188	120	604	115	200	209	98
MAHONING	1,434	2,212	1,899	954	680	247	109	515	77	154	127	64
LORAIN	1,217	1,494	1,583	1,241	392	168	86	408	66	118	121	63
TRUMBULL	1,783	1,415	1,549	1,649	1,073	203	155	1,121	60	131	140	51
BUTLER	1,257	1,263	1,082	1,468	496	116	136	476	173	120	62	231
LAKE	859	1,260	989	1,083	464	179	95	463	199	335	238	210
CLARK	757	944	949	752	320	82	38	364	84	79	90	73
RICHLAND	633	911	895	638	278	114	63	287	43	48	39	47
PORTAGE	525	593	636	482	182	49	59	172	52	42	41	53
GREENE	604	521	564	561	239	71	37	273	57	64	59	62
ALLEN	1,004	755	460	1,232	372	164	98	440	103	48	36	115
COLUMBIANA	477	797	754	520	87	59	64	82	63	146	120	12
LICKING	547	721	704	564	159	79	33	206	72	81	53	100
ASHTABULA	1,173	658	551	1,280	106	94	45	155	14	150	84	100
JEFFERSON	501	738	669	570	227	71	59	239	40	48	45	43
CLERMONT	385	489	505	350	116	82	54	115	53	71	75	54
WOOD	591	574	515	650	126	54	69	111	21	52	49	24
WAYNE	495	602	717	380	33	66	59	40	51	46	37	60
WARREN	270	250	252	274	127	42	18	151	25	47	46	26
MIAMI	360	610	635	335	210	43	67	186	24	25	24	25
MEDINA	751	467	466	752	206	75	33	248	34	67	70	31
BELMONT	921	710	1,018	613	260	45	84	221	38	69	78	29
MUSKINGUM	1,116	673	524	1,265	215	51	52	214	47	41	41	47
TUSCARAWAS	707	864	965	406	115	61	51	125	14	13	13	14
SCIOTO	601	567	297	871	82	42	25	99	50	63	62	51
ERIE	426	626	555	461	139	67	55	156	30	39	24	27
FAIRFIELD	376	419	489	306	136	59	63	132	27	99	94	29
MARION	366	452	484	334	136	53	28	161	24	64	61	27
GEauga	191	285	61	71	47	40	2	10	6	22	3	9
HANCOCK	567	492	562	497	120	43	31	128	65	37	21	81
ROSS	370	395	434	331	118	64	62	137	8	29	29	8
SANDUSKY	721	462	306	856	188	63	39	188	41	38	41	34
SENECA	430	361	406	385	120	32	45	107	16	25	35	6
WASHINGTON	380	429	441	316	97	44	25	99	25	32	37	23
LAWRENCE	179	343	352	170	152	50	27	175	28	36	47	17
ATHENS	241	290	314	217	84	28	26	86	16	38	37	17
CRAWFORD	378	408	363	375	82	45	17	100	16	33	37	10
HURON	471	476	427	405	170	54	46	164	24	45	41	28
DARKE	962	559	529	992	163	65	58	170	1	55	18	3
ASHLAND	239	306	311	234	95	50	47	98	2	39	39	2
DELAWARE	244	219	209	249	116	41	28	129	12	23	21	12
NOVA	285	234	320	299	89	42	32	99	17	34	28	23

Table XXVII, contd.

PROBATE DIVISION
 FILINGS AND TERMINATIONS
 DECEDENTS ESTATES, GUARDIANSHIPS AND TRUSTS AND CIVIL ACTIONS
 1975

COUNTY	DECEDENTS ESTATES				GUARDIANSHIPS & TEST. TRUSTS				CIVIL ACTIONS			
	PEND AT BEGIN	FILED	TERM	PEND AT END	PEND AT BEGIN	FILED	TERM	PEND AT END	PEND AT BEGIN	FILED	TERM	PEND AT END
PICKAWAY	193	259	297	155	36	26	32	30	37	56	55	38
AUGLAIZE	383	275	288	370	81	25	35	71	40	121	117	44
SHELBY	288	272	321	239	117	29	48	95	3	31	32	2
GUERNSEY	158	369	350	21	104	32	19	116	25	48	40	33
OTTAWA	385	344	353	376	134	38	25	147	17	23	25	15
DEFIANCE	213	237	289	171	47	31	35	57	14	24	24	8
MERCER	236	269	257	248	43	13	15	41	3	20	23	0
LOGAN	250	349	359	258	99	35	45	89	15	23	15	21
PREBLE	290	205	209	286	59	33	15	69	22	29	31	18
WILLIAMS	350	300	340	310	103	25	16	112	0	22	20	2
COSHOCTON	247	238	207	264	64	33	10	69	11	34	34	10
FULTON	279	261	268	272	50	20	13	57	3	20	16	7
CLINTON	408	245	208	445	125	30	5	150	44	22	12	54
PUTNAM	180	150	173	157	118	22	35	105	11	27	32	6
HARDIN	308	268	301	275	68	15	36	47	18	30	25	23
CHAMPAIGN	240	224	488	226	54	20	20	54	13	28	31	10
VAN WERT	246	257	260	243	79	26	20	85	9	26	29	6
HIGHLAND	271	327	295	303	80	49	28	101	42	55	74	33
MADISON	193	215	192	216	51	24	14	61	14	21	23	12
PERRY	146	255	274	127	35	14	13	36	2	0	2	0
JACKSON	341	212	168	363	38	7	9	36	46	24	20	50
HENRY	156	253	229	180	46	14	29	31	6	32	32	6
BROWN	268	239	212	255	58	30	23	65	14	29	26	17
FAYETTE	239	189	190	238	51	29	28	52	29	27	36	20
GALLIA	156	171	218	149	60	21	20	61	12	15	16	11
UNION	161	182	180	163	97	21	25	93	13	18	14	17
HOLMES	183	130	131	182	50	15	11	54	8	20	19	9
WYANDOT	177	154	155	176	25	18	16	27	4	24	21	7
CARROLL	198	171	201	60	60	18	31	47	5	22	12	15
MORROW	152	146	145	153	53	37	6	84	7	31	27	11
HOCKING	129	170	182	117	40	13	16	38	9	27	23	13
MEIGS	65	180	168	78	75	16	23	68	0	1	1	0
PAULDING	113	145	148	110	53	21	21	53	8	36	38	6
PIKE	147	143	146	149	67	17	18	66	0	4	4	0
ADAMS	176	153	143	186	66	21	22	65	1	0	0	0
HARRISON	142	147	121	168	27	10	7	30	0	3	3	0
MONROE	353	118	100	371	44	12	11	45	0	0	0	0
MORGAN	75	106	108	73	22	7	7	22	13	12	11	14
NOBLE	89	95	89	95	34	13	6	41	3	9	8	2
VINTON	64	80	83	63	34	2	4	32	0	0	0	0
STATE RECAP	56,420	65,543	64,692	54,741	22,549	8,164	6,263	22,409	4,373	6,553	6,499	3,707

Table XXVIII

MISCELLANEOUS PROBATE DIVISION ACTIVITIES
YEAR 1975

COUNTY	ADOPTIONS		MENTAL ILLNESS & RETARDATION		MINORS' SETTLEMENTS		WRONGFUL DEATH		BIRTH RECORDS		NAME CHANGE		MARRIAGE APPLIC. GRANTED
	FILED	TERM	FILED	TERM	FILED	TERM	FILED	TERM	FILED	TERM	FILED	TERM	
CUYAHOGA	727	721	829	1,154	324	324	173	172	503	503	653	653	14,529
HAMILTON	612	635	827	833	163	166	65	60	76	68	162	149	7,429
FRANKLIN	794	540	486	479	143	143	0	0	104	46	452	452	9,731
MONTGOMERY	399	407	440	453	49	49	38	38	12	12	123	123	5,774
SUMMIT	299	286	413	419	110	110	30	30	120	120	277	277	5,111
LUCAS	441	443	729	714	41	41	49	29	91	92	124	123	6,299
STARK	229	221	74	75	32	32	31	31	75	75	140	140	3,613
MAHONING	179	206	350	350	31	31	7	7	151	150	92	92	2,623
LORAIN	195	192	144	143	47	47	5	6	57	57	58	58	2,401
TRUMBULL	183	195	133	133	16	16	16	9	85	85	34	34	2,036
BUTLER	154	122	100	98	17	17	12	12	64	63	37	36	2,468
LAKE	126	97	44	4	36	36	3	0	27	27	58	58	1,922
CLARK	103	106	36	40	12	13	9	8	65	65	12	11	1,313
RICHLAND	110	120	96	96	13	13	7	1	64	64	26	26	1,371
PORTAGE	89	97	23	23	21	21	6	6	39	39	19	19	1,319
GREENE	104	100	71	46	8	8	10	10	25	25	15	15	1,039
ALLEN	126	125	172	172	11	11	17	10	47	47	15	15	1,226
COLUMBIANA	72	67	16	16	9	9	2	2	38	38	3	3	1,114
LICKING	103	89	54	50	7	6	6	10	59	59	11	10	1,017
ASHTABULA	75	75	57	57	13	13	8	8	35	35	7	7	983
JEFFERSON	94	95	98	101	19	18	7	7	33	33	22	22	800
CLERMONT	102	94	45	104	26	26	7	7	24	24	14	14	1,012
WOOD	60	58	18	18	13	13	2	2	32	32	18	19	794
WAYNE	79	82	33	34	11	11	3	3	36	36	16	16	858
WARREN	62	60	28	28	12	12	0	100	12	12	10	10	876
MIAMI	99	91	46	33	5	5	5	5	43	43	24	24	895
MEDINA	77	81	23	26	20	21	8	8	6	6	14	14	840
BELMONT	64	59	57	56	3	3	1	1	121	121	11	11	763
MUSKINGUM	59	46	48	59	20	20	5	5	76	76	32	32	935
TUSCARAWAS	83	84	33	33	7	7	5	5	11	11	6	8	676
SCIOTO	64	71	66	68	5	5	4	4	119	119	13	13	780
ERIE	65	53	70	69	25	25	11	10	6	6	6	6	756
FAIRFIELD	80	76	17	17	14	14	7	4	27	27	13	13	795
MARION	58	49	38	38	6	6	4	4	63	68	9	9	733
GEAUGA	34	32	27	20	16	16	0	4	12	12	15	15	424
HANCOCK	54	60	27	30	4	4	5	5	40	40	7	7	656
ROSS	58	40	88	106	4	5	4	4	19	19	11	11	613
SANDUSKY	66	49	21	24	7	7	5	5	23	23	9	9	643
SENECA	48	53	22	22	4	4	5	5	26	26	9	9	732

Table XXVIII, contd.

MISCELLANEOUS PROBATE DIVISION ACTIVITIES
YEAR 1975

COUNTY	ADOPTIONS		MENTAL ILLNESS & RETARDATION		MINORS' SETTLEMENTS		WRONGFUL DEATH		BIRTH RECORDS		NAME CHANGE		MARRIAGE APPLIC. GRANTED
	FILED	TERM	FILED	TERM	FILED	TERM	FILED	TERM	FILED	TERM	FILED	TERM	
WASHINGTON	47	45	27	22	2	1	9	6	33	33	9	9	526
LAWRENCE	42	47	9	7	12	12	1	3	133	133	8	6	440
ATHENS	28	38	42	42	5	7	1	1	35	35	6	6	481
CRAWFORD	39	40	11	11	6	6	8	8	16	16	7	7	527
MURON	47	56	22	53	1	1	1	2	6	6	7	7	551
DARKE	43	46	70	70	25	25	8	8	20	20	5	5	624
ASHLAND	38	36	25	22	9	9	5	5	20	19	4	4	462
DELAWARE	41	40	19	19	1	1	4	4	22	22	9	9	417
KNOX	35	36	16	15	3	3	5	5	25	25	12	12	372
PICKAWAY	48	47	31	32	6	6	1	1	95	95	4	4	400
AUGLAIZE	32	35	13	7	1	1	2	2	4	4	6	6	367
SHELBY	49	46	13	10	11	11	2	2	32	32	8	8	447
GUERNSEY	36	37	63	65	2	2	1	1	27	27	4	4	416
OTTAWA	35	32	11	11	1	1	3	4	11	11	6	6	360
DEFIANCE	32	33	14	14	8	8	0	0	13	13	1	1	349
MERCER	13	14	8	7	5	5	3	5	31	31	7	7	411
LOGAN	34	37	22	15	6	4	0	0	38	38	0	0	383
PREBLE	15	17	4	4	4	4	1	2	16	16	3	3	340
WILLIAMS	32	35	12	12	2	2	7	7	4	4	4	4	367
COSHOCTON	27	26	27	30	2	2	7	7	15	15	4	4	349
FULTON	19	24	10	10	3	3	7	7	9	9	5	5	325
CLINTON	30	28	7	5	6	7	1	1	9	9	7	7	364
PUTNAM	22	17	11	6	4	4	1	1	33	33	0	0	310
HARDIN	32	29	10	10	1	1	1	1	38	38	5	5	257
CHAMPAIGN	16	12	12	9	0	0	3	1	16	16	4	4	321
VAN WERT	17	20	8	8	6	6	0	0	32	32	2	2	346
HIGHLAND	21	23	15	15	8	8	4	4	6	6	0	0	335
MADISON	25	21	16	16	0	0	0	0	45	45	0	0	251
PERRY	15	16	9	18	2	2	0	0	36	36	4	4	277
JACKSON	19	19	11	10	2	2	2	2	31	31	3	3	313
HENRY	18	18	5	5	3	4	1	1	10	10	3	3	249
BROWN	18	22	20	18	4	4	0	0	5	5	1	0	246
FAYETTE	27	29	20	22	0	0	0	0	48	48	2	2	262
GALLIA	27	24	17	30	5	2	1	1	33	33	3	3	198
UNION	28	22	12	10	0	0	0	0	19	19	2	2	277
HOLMES	28	26	10	1	1	1	2	2	15	15	5	5	243
WYANDOT	19	17	1	26	3	3	0	0	10	10	2	2	240
CARROLL	19	18	28	13	4	4	1	1	14	14	2	1	193
MORROW	18	19	13	13	4	4	1	1					

Table XXVIII, contd.

MISCELLANEOUS PROBATE DIVISION ACTIVITIES
YEAR 1975

COUNTY	ADOPTIONS		MENTAL ILLNESS & RETARDATION		MINORS' SETTLEMENTS		WORTHFUL DEATH		BIRTH RECORDS		NAME CHANGE		MARRIAGE APPLIC. GRANTED
	FILED	TERM	FILED	TERM	FILED	TERM	FILED	TERM	FILED	TERM	FILED	TERM	
DOCKING	16	12	2	2	0	1	1	1	39	39	4	4	223
MEIGS	19	17	4	4	4	4	0	0	39	39	5	5	259
PAULDING	14	11	1	1	1	2	0	0	17	17	1	1	214
PIKE	21	26	19	13	6	7	0	0	40	40	2	2	221
ADAMS	13	8	27	27	2	2	1	1	54	54	5	6	227
HARRISCH	20	20	2	2	1	0	0	0	9	9	2	2	185
MONROE	9	7	11	11	0	0	0	0	25	25	1	1	141
MORGAN	9	9	10	10	1	1	0	0	12	12	2	2	111
NOBLE	11	12	24	24	0	0	0	0	37	37	0	0	98
VINTON	3	3	3	3	0	0	0	0	57	57	4	4	112
STATE RECAP	7,692	7,349	6,696	7,055	1,506	1,510	670	731	3,809	3,741	2,780	2,761	103,570

COURT OF CLAIMS

Legal Authorization: The Court of Claims was established by R.C. 2743.03(A).

Organization: The Court of Claims has statewide jurisdiction and sits in Columbus. The Chief Justice of the Supreme Court may order the court to sit in any county for cases on removal from that county upon a showing of substantial hardship and whenever justice dictates.

Legal Jurisdiction: The Court of Claims is a court of record which has exclusive original jurisdiction of all civil actions against the state permitted by the waiver of immunity contained in R.C. 2743.02 and exclusive jurisdiction over the claims of all parties which are removed to the Court of Claims under R.C. 5315.04 and .05.

Judges: The Judges of the Court of Claims shall be incumbent Supreme Court, Court of Appeals or Common Pleas Court Judges or retired judges eligible for active duty under Section 6(C), Article IV, Ohio Constitution who sit by temporary assignment of the Chief Justice of the Supreme Court.

Support Personnel: The Clerk and Deputy Clerk of the Court of Claims are appointed by the Supreme Court of Ohio. The Clerk of the Court of Claims may appoint such additional staff personnel as may be necessary to facilitate the functions of the Court.

Court of Claims Cases

1975

	<u>Judicial</u>	<u>Administrative</u>	<u>Total</u>
Pending, Jan. 1, 1975	0	0	0
Filed, 1975	403	112	515
Termination by:			
Jury Trial	0	---	0
Court Trial	34	---	34
Settlement	27	1	28
Admin. Determ.	---	28	28
Dismissal	114	6	120
Total Terminations	175	35	210
Pending, Dec. 31, 1975	228	77	305

All cases where the amount of the claim exceeds \$1,000 must be determined by a judge. Where the amount of the claim is between \$101 and \$999 the claim is determined by a judge unless a waiver is filed. All claims from \$0 to \$100 and all claims between \$101 and \$999 where the right to trial has been waived are administratively determined by the Clerk of the Court of Claims.

	Page No.
Description.....	74
Table XXX.....Composite Administrative Judge Report.....	75
Table XXXI.....Composite Individual Judge Report.....	76
Table XXXII.....Demographic Comparisons.....	77
Table XXXIII.....Overall Filings, Terminations and Change in Docket Size.....	80
Criminal Cases	
Table XXXIV.....Felony Case Filings and Terminations.....	83
Table XXXV.....Felony Case Filings per Month (Statewide).....	86
Table XXXVI.....Misdemeanor Case Filings and Terminations.....	87
Table XXXVII.....Misdemeanor Case Filings per Month (Statewide).....	90
Table XXXVIII.....OMVI Case Filings and Terminations.....	91
Table XXXIX.....OMVI Case Filings per Month (Statewide).....	94
Table XXXX.....Other Traffic Case Filings and Terminations.....	95
Table XXXXI.....Other Traffic Case Filings per Month (Statewide).....	98
Civil Cases	
Table XXXXII.....Personal Injury and Property Damage Case Filings and Terminations.....	99
Table XXXXIII.....Personal Injury and Property Damage Case Filings per Month (Statewide).....	102
Table XXXXIV.....Contract Case Filings and Terminations.....	103
Table XXXXV.....Contract Case Filings per Month (Statewide).....	106
Table XXXXVI.....F.E.D. Case Filings and Terminations.....	107
Table XXXXVII.....F.E.D. Case Filings per Month (Statewide).....	110
Table XXXXVIII.....Other Civil Case Filings and Terminations.....	111
Table XXXXIX.....Other Civil Case Filings per Month (Statewide).....	114
Table XXXXX.....Small Claims Case Filings and Terminations.....	115
Table XXXXXI.....Small Claims Case Filings per Month (Statewide).....	118

MUNICIPAL COURTS

Legal Authorization: Municipal Courts are created by Ohio Revised Code Section 1901.01 pursuant to authority granted to the legislature in Article IV, Section 1 of the Constitution of Ohio to establish by law other courts inferior to the Supreme Court.

Organization: Territorial jurisdiction of the courts of limited jurisdiction in Ohio is established by statute. When a Municipal Court is established, specific territorial jurisdiction is given. If there are areas in a county where no Municipal Court exercises territorial jurisdiction, a County Court is created to exercise jurisdiction in that area.

Legal Jurisdiction: Municipal Courts have preliminary hearing jurisdiction in felony cases, original jurisdiction of traffic and non-traffic misdemeanors, original jurisdiction in civil damage cases where the amount in controversy does not exceed \$10,000, exclusive original jurisdiction in Forceable Entry and Detainer cases, exclusive original jurisdiction in Small Claims cases, and such other subject matter jurisdiction as may be provided by statute. Appeals are to the Court of Appeals on the record.

Judges:

- Number - As of December 31, 1975 there were 170 Municipal Court Judges.
- Selection - Judges are nominated by partisan primary or nominating petition and elected on a separate non-partisan judicial ballot unless provisions of the city charter indicate otherwise.
- Tenure - Municipal Court Judges are elected for six year terms. Judges may either serve full or part-time as provided by statute.
- Qualifications - A judge of a Municipal Court must be admitted to practice as an attorney at law in Ohio and have engaged in the practice of law in Ohio or served as a judge of a court of record for a total of at least six years preceeding appointment or commencement of his term.

Other Judicial Personnel: Municipal Courts with more than two judges must appoint one or more referees to hear certain types of cases as specified in the Rules of Superintendence for Municipal and County Courts. Courts with two or less judges may appoint referees.

Support Personnel: The Municipal Court Clerk is elected if the population of the jurisdiction exceeds 100,000 or if authorized by statute; otherwise, the Municipal Court Clerk is appointed by the court. The courts may employ such other person or persons as may be necessary to facilitate its function.

Table XXX

OHIO MUNICIPAL COURTS
ADMINISTRATIVE JUDGE REPORT
COMPOSITE FOR THE ENTIRE STATE

CASES	YEAR	FELONIES	MIS- DEMEANORS	OMVI	OTHER TRAFFIC	PERSONAL INJURY & PROPERTY DAMAGE	CONTRACTS	FED	OTHER CIVIL	SMALL CLAIMS	TOTAL
FILED	1975	42,916	224,113	44,508	1,014,206	16,765	154,871	37,411	18,942	76,143	1,629,875
REACTIVATED	1975	470	3,558	846	10,090	282	1,291	50	364		16,951
CASES TERMINATED DURING PERIOD BY											
TRAIL HEARING BY JUDGE	1975	16,240	108,203	17,263	299,198	4,926	76,306	9,901	10,276	17,078	559,391
HEARING BY REFEREE	1975		4,734	2,482	128,961	2,391	26,089	10,601	936	36,023	212,217
TRANSFER	1975	11,828	61,993	23,498	48,942	5,270	18,354	2,355	3,399	921	176,560
DISMISSAL FOR WANT OF PROSECUTION	1975	3,177	5,614	227	3,087	706	7,637	6,618	3,630	5,510	36,206
OTHER DISMISSALS	1975	9,739	20,495	879	30,619	2,577	17,784	7,561	5,618	16,608	111,880
VIOLATIONS BUREAU	1975		11,562		434,131						445,693
UNAVAILABILITY OF ACCUSED	1975	3,321	19,813	3,580	99,164						125,878
TOTAL TERMINATIONS	1975	44,305	232,414	47,929	1,044,102	15,870	146,170	37,036	23,859	76,140	1,667,825
MONTHS		1	6	6	6	24	12	12	12	6	
NUMBER PENDING BEYOND INDICATED TIME	1975	687	1,081	122	1,250	269	3,039	429	879	1,497	9,253

Table XXXI

OHIO MUNICIPAL COURTS
INDIVIDUAL JUDGE REPORT
COMPOSITE FOR THE ENTIRE STATE

	YEAR	MIS- DEMEANORS	OMVI	OTHER TRAFFIC	PERSONAL INJURY & PROPERTY DAMAGE	CONTRACTS	FED	OTHER CIVIL	TOTAL
CASES									
FILED	1975	68,051	24,429	65,535	6,655	23,215	2,983	4,220	195,088
REACTIVATED	1975	2,454	639	2,168	396	806	65	263	6,791
CASES TERMINATED DURING PERIOD BY									
JURY TRIAL	1975	1,411	687	243	128	95	29	49	2,642
COURT TRIAL	1975	18,053	4,467	16,556	1,592	4,904	1,100	1,220	47,892
PRETRIAL	1975	4,113	1,261	1,885	654	2,057	183	273	10,426
DEFAULT	1975	16,888	7,741	27,197	752	5,017	350	640	58,585
GUILTY OR NO CONTEST PLEA TO REDUCE CHARGE	1975	2,660	7,270	2,969					12,899
DISMISSAL FOR WANT OF PROSECUTION	1975	8,511	756	4,023	403	1,496	308	404	15,901
OTHER DISMISSALS	1975	15,749	1,601	9,293	3,767	10,305	982	2,185	43,882
TRANSFER TO OTHER JUDGE	1975	1,275	332	509	312	626	66	284	3,404
UNAVAILABILITY OF ACCUSED	1975	4,719	1,713	6,434					12,866
TOTAL TERMINATIONS	1975	73,379	25,828	69,109	7,608	24,500	3,018	5,055	208,497
MONTHS		6	6	6	24	12	12	12	
NUMBER PENDING BEYOND INDICATED TIME	1975	537	205	314	406	2,124	79	465	4,130

Table XXXII

OHIO MUNICIPAL COURTS
DEMOGRAPHIC COMPARISONS
1975

COURT	NO. JUDGES	TOTAL FILED	FILED / JUDGE	POP / JUDGE	FILED / 1000 POP
HAMILTON CNTY.	13	176,739	13,595	71,316	191.4
FRANKLIN CNTY.	12	185,875	15,490	69,437	223.1
CLEVELAND	13	145,893	11,223	57,834	193.9
CLEVELAND	6	87,735	14,623	65,039	224.8
AKRON	5	68,787	13,757	64,504	213.7
DAYTON	5	69,817	13,963	48,720	230.0
CANTON	3	26,050	8,683	72,729	119.4
PARMA	3	9,187	3,062	59,739	51.3
SPRINGFIELD	2	25,678	12,839	78,553	163.4
YOUNGSTOWN	3	27,589	9,196	46,970	195.3
CUYAHOGA FALLS	2	20,010	10,005	66,754	149.9
PORTAGE	2	29,966	14,983	52,934	233.1
ROCKY RIVER	2	12,616	6,308	56,992	110.7
LIMA	2	18,456	9,228	55,572	166.1
MANSFIELD	2	22,296	11,149	55,237	201.7
LICKING CNTY.	2	11,453	5,727	53,900	105.7
MASSILLON	2	13,912	6,956	53,303	130.5
KETTERING	1	10,068	10,068	101,448	99.2
WARREN	2	15,757	7,879	50,160	157.1
GARFIELD HEIGHTS	1	9,004	9,004	99,373	90.2
BARREPTON	2	12,226	6,114	48,572	125.6
ELYRIA	2	15,779	7,890	48,138	153.9
LORAIN	2	8,963	4,482	46,934	95.4
WILLOUGHBY	1	13,899	13,899	93,845	145.1
SEREA	1	13,273	13,273	92,064	144.2
WAYNE	1	10,671	10,671	87,123	122.5
MIAMI COUNTY	2	9,574	4,787	42,171	113.5
HAMILTON	1	21,402	21,402	79,627	268.3
BEDFORD	1	15,663	15,663	79,442	197.2
PORTSMOUTH	1	12,323	12,323	76,951	160.1
VANDALIA	1	12,806	12,806	75,079	170.6
LANCASTER	1	12,192	12,192	73,301	166.3
EUCLID	1	8,065	8,065	71,552	112.7
MIDDLETOWN	1	8,972	8,972	70,250	127.7
LAKEWOOD	1	9,972	9,972	70,173	142.1
SHAKER HEIGHTS	1	10,830	10,830	69,598	155.6
MEDINA CNTY.	1	16,497	16,497	65,204	253.0
MARION CNTY.	1	13,006	13,006	64,724	200.9
CHARLTON	1	7,738	7,738	62,977	122.9
LYNDHURST	1	9,465	9,465	62,950	150.3
CHILLICOTHE	1	18,635	18,635	61,211	304.4
CLEVELAND HTS	1	10,893	10,893	60,757	179.3

Table XXXII, contd.

OHIO MUNICIPAL COURTS
DEMOGRAPHIC COMPARISONS
1975

COURT	NO. JUDGES	TOTAL FILED	FILED / JUDGE	PJP / JUDGE	FILED / 1000 PJP
DAINESVILLE	1	9,231	9,231	59,926	154.2
MARIETTA	1	9,937	9,937	57,160	174.4
WINDLAY	1	12,200	12,200	55,303	216.7
ATHENS	1	7,921	7,921	55,747	142.1
NEW PHILADELPHIA	2	8,200	3,100	26,170	118.5
PAWLING GREEN	1	7,795	7,795	51,417	151.6
MIAMISBURG	1	8,931	6,931	50,983	135.9
ALLIANCE	1	5,642	5,642	47,413	119.0
GIRARD	1	12,092	12,092	47,231	255.7
TIFFIN	1	4,264	4,264	45,195	94.3
SANDUSKY	1	11,655	11,655	44,958	259.2
WALK	2	6,543	3,434	21,854	157.0
MENTON	1	6,543	6,543	43,429	150.7
ASHLAND	1	11,251	11,251	43,303	259.8
DELAWARE	1	11,969	11,969	42,908	278.0
MOUNT VERNON	1	6,337	6,337	41,795	151.6
SYLVANIA	1	7,103	7,103	41,334	171.6
ASHTABULA	1	6,103	6,103	40,500	150.7
BERLIN	1	8,470	8,470	40,197	210.7
CINCINNATI	1	6,022	6,022	40,071	150.3
EAST CLEVELAND	1	9,615	9,615	39,600	242.8
AUGLAIZE COUNTY	2	6,232	3,116	19,301	151.4
FAIRBORN	1	7,453	7,453	38,477	193.7
SIDNEY	1	6,710	6,710	37,748	177.3
CAMBRIDGE	1	7,916	7,916	37,605	210.2
STRUTHERS	1	2,094	2,094	37,260	56.2
PORT CLINTON	1	5,696	5,696	37,099	153.5
DEFIANCE	1	6,042	6,042	36,949	163.5
PERRYSBURG	1	8,035	8,035	35,818	224.3
CELINA	1	4,084	4,084	35,553	114.9
BELLEFONTAINE	1	4,084	4,084	35,372	192.9
EATON	1	6,766	6,766	35,372	151.6
RYAN	1	5,264	5,264	34,719	229.6
COSHINGTON	1	7,729	7,729	33,669	89.6
XENIA	1	2,999	2,999	33,435	170.8
ZANESVILLE	1	5,684	5,684	33,235	140.3
MAUMEE	1	4,636	4,636	33,045	331.5
VILES	1	10,789	10,789	32,540	80.2
WILMINGTON	1	2,549	2,549	31,769	352.6
STUBENVILLE	1	11,093	11,093	31,464	102.4
URBANA	1	3,151	3,151	30,771	123.8
NEWTON FALLS	1	3,776	3,776	30,491	166.9
SOUTH EUCLID	1	5,049	5,049	30,246	117.8
	1	3,484	3,484	29,579	

Table XXXII, contd.

OHIO MUNICIPAL COURTS
DEMOGRAPHIC COMPARISONS
1975

COURT	NO. JUDGES	TOTAL FILED	FILED / JUDGE	PJP / JUDGE	FILED / 1000 PJP
VAN WERT CNTY	1	4,671	4,671	29,194	160.0
FRANKLIN	1	5,864	5,864	29,007	202.2
IRONTON	1	5,472	5,472	27,232	200.9
NAPOLEON	1	3,960	3,960	27,058	145.4
FRANKLIN	1	6,127	6,127	25,963	236.0
WASHINGTON C. H.	1	5,626	5,626	25,461	221.0
GALLIPOLIS	1	3,922	3,922	25,239	155.4
MARYSVILLE	1	4,202	4,202	23,786	176.7
EAST LIVERPOOL	1	3,233	3,233	23,698	136.4
FOSTERIA	1	2,594	2,594	22,902	113.3
HILLSBORO	1	2,288	2,288	22,238	102.8
UPPER SANDUSKY	1	5,019	5,019	21,826	230.0
KENTON	1	2,425	2,425	21,699	111.8
AVON LAKE	1	1,932	1,932	21,205	91.1
OREGON	1	3,465	3,465	20,206	171.5
SHELBY	1	1,635	1,635	19,523	83.7
VERMILION	1	2,199	2,199	15,220	144.5
CAMPBELL	1	1,043	1,043	14,369	70.1
FAIRFIELD	1	3,253	3,253	14,630	221.6
LEBANON	1	3,566	3,566	14,635	243.7
CONNEAUT	1	2,203	2,203	14,552	151.4
MASON	1	3,881	3,881	12,317	315.1
BELLEVUE	1	1,624	1,624	12,155	133.6
WAKARUSA	1	3,604	3,604	10,095	357.0
HURON	1	1,872	1,872	8,641	216.6
STATE RECAP	190	1,646,826	9,149	51,138	178.9

Table XXXIII

OHIO MUNICIPAL COURTS
FILED, TERMINATED, AND CHANGES IN DOCKET SIZE
1975

COURT	CASES FILED	CASES TERMINATED	CHANGE IN DOCKET SIZE
HAMILTON CNTY.	176,739	198,103	-11,364
FRANKLIN CNTY.	185,875	198,134	-2,258
CLEVELAND	145,803	158,394	-13,591
TOLDO	87,735	78,931	8,804
AKRON	68,787	70,498	-1,711
DAYTON	69,817	75,944	-6,127
CANTON	26,050	26,475	-425
PARMA	9,137	9,121	66
SPRINGFIELD	25,578	26,787	-1,109
YOUNGSTOWN	27,589	44,558	-16,969
CUYAHOGA FALLS	20,010	19,925	85
PORTAGE	29,966	30,792	-826
ROCKY RIVER	12,616	12,773	-1,157
LIMA	13,456	18,648	-192
MANSFIELD	22,298	24,123	-1,825
LICKING CNTY.	11,453	12,120	-667
MASSILLON	13,912	14,687	-775
KETTERING	10,068	12,793	-2,725
WARREN	15,757	15,873	-116
GARFIELD HEIGHTS	9,004	8,606	398
BARBERTON	12,228	11,623	603
ELYRIA	15,779	17,299	-1,520
LORAIN	8,963	9,654	-691
WILLOUGHBY	13,599	13,399	2
BEREA	13,273	13,711	-438
WAYNE	10,671	9,808	863
MIAMI COUNTY	9,574	9,204	370
HAMILTON	21,402	23,346	-1,944
REDFORD	15,663	15,869	-206
PORTSMOUTH	12,323	12,710	-387
VANDALIA	12,806	13,603	-797
LANCASTER	12,192	13,526	-1,334
EUCLID	8,065	7,967	98
MIDDLETOWN	8,972	8,826	146
LAKEWOOD	9,972	9,937	-15
SHAKER HEIGHTS	10,830	10,452	378
MEDINA CNTY.	16,497	16,321	176
MARION CNTY.	13,006	13,850	-853
CHARDON	7,738	7,366	372
LYNDHURST	9,465	9,414	51
CHILLICOTHE	18,635	18,675	-40
CLEVELAND HTS	10,893	10,672	221

Table XXXIII, contd.

OHIO MUNICIPAL COURTS
FILED, TERMINATED, AND CHANGES IN DOCKET SIZE
1975

COURT	CASES FILED	CASES TERMINATED	CHANGE IN DOCKET SIZE
PAINESVILLE	9,231	9,391	-160
MARIETTA	9,967	10,331	-364
FINDLAY	12,200	12,209	-9
ATHENS	7,921	8,024	-103
NEW PHILADELPHIA	6,200	6,199	1
BOWLING GREEN	7,795	7,772	23
MIAMISBURG	6,931	6,823	108
ALLIANCE	5,642	6,437	-795
GIRARD	12,092	12,136	-44
TIFFIN	4,264	4,413	-154
SANDUSKY	11,655	11,932	-277
NORWALK	6,367	5,331	936
MENTOR	6,543	7,146	-603
ASHLAND	11,251	11,814	-563
DELAWARE	11,969	12,212	-243
MOUNT VERNON	6,337	6,312	25
SYLVANIA	7,103	7,093	10
ASHTABULA	6,103	6,793	-690
OVERLIN	8,470	8,418	52
CIRCLEVILLE	6,022	6,216	-194
EAST CLEVELAND	9,615	9,450	165
AUGLAIZE COUNTY	6,232	6,267	-35
FAIRBORN	7,453	7,742	-289
SIDNEY	6,710	6,305	405
CAMBRIDGE	7,916	7,915	1
STRUTHERS	2,094	2,491	-397
PORT CLINTON	5,696	5,305	-109
DEFIANCE	6,042	6,317	-275
PERRYSBURG	8,035	8,111	-76
CELINA	4,084	4,152	-68
BELLEFONTAINE	6,766	7,001	-235
EATON	5,264	5,472	-208
BRYAN	7,729	7,339	-110
COSHOCOTON	2,999	3,050	-51
XENIA	5,684	5,049	635
ZANESVILLE	4,636	4,664	-28
MAUMEE	10,789	10,721	68
NILES	2,549	2,527	22
WILMINGTON	11,093	11,331	-238
STEUENVILLE	3,151	2,596	555
URBANA	3,776	4,392	-622
NEWTON FALLS	5,049	4,975	74
SOUTH EUCLID	3,484	3,793	-309

Table XXXIII, contd.

OHIO MUNICIPAL COURTS
FILED, TERMINATED, AND CHANGES IN DOCKET SIZE
1975

COURT	CASES FILED	CASES TERMINATED	CHANGE IN DOCKET SIZE
VAN WERT CNTY	4,071	4,720	-649
FREMONT	5,864	5,645	219
IRONTON	5,472	5,217	255
NAPoleon	3,960	3,373	587
FRANKLIN	6,127	6,243	-116
WASHINGTON C. H.	5,626	5,694	-68
GALLIPOLIS	3,922	4,072	-150
MARYSVILLE	4,202	4,104	98
EAST LIVERPOOL	3,233	6,018	-2,785
EUSTORIA	2,594	3,589	-995
HILLSBORO	2,288	2,416	-128
UPPER SANDUSKY	5,019	5,109	-90
KENTON	2,425	2,550	-125
AVON LAKE	1,932	1,900	32
ORFORD	3,465	3,468	-3
SHELBY	1,635	1,589	46
VERMILION	2,190	2,256	-67
CAMPBELL	1,043	1,052	-9
FAIRFIELD	3,253	3,593	-340
LEBANON	3,566	3,578	-12
CONNELAUT	2,203	2,255	-52
MASON	3,881	4,027	-146
BELLEVUE	1,624	1,672	-48
OAKWOOD	3,504	3,593	11
HURON	1,372	1,963	-591
STATE RECAP	1,646,826	1,712,511	-65,685

Table XXXIV

MUNICIPAL COURTS 1975
FELONY CASES

TERMINATED BY						
COURT	FILED AND REACTIVATED	PRELIM HEARING BINDER	WAIVER OF PRELIM HEARING BINDER	DISMISSAL R.C. 2945.73	OTHER DISMISSAL	UNAVAILABILITY OF ACCUSED
HAMILTON CNTY.	5,135	3,484	605	432	769	178
FRANKLIN CNTY	6,909	1,526	1,983	2	1,853	312
CLEVELAND	4,863	1,592	1,287	357	1,369	614
TOLEDO	2,717	407	1,220	72	412	1
AKRON	2,201	915	572	4	608	124
DAYTON	1,280	646	253	123	301	0
CANTON	683	377	0	8	164	6
PARMA	224	50	69	22	70	15
SPRINGFIELD	1,104	290	308	37	247	412
YOUNGSTOWN	775	437	318	14	68	13
CUYAHOGA FALLS	313	76	81	0	134	0
PORTAGE	662	174	14	183	257	220
ROCKY RIVER	169	37	63	33	30	10
LIMA	312	152	86	1	56	29
MANSFIELD	318	34	188	11	36	19
LICKING CNTY.	321	137	99	8	44	42
MASSILLON	373	81	88	0	175	99
KETTERING	221	54	116	6	69	1
WARREN	618	150	289	33	120	7
GARFIELD HEIGHTS	261	36	221	0	2	5
BARBERTON	336	215	0	0	89	44
ELYRIA	524	162	115	793	74	141
LORAIN	384	142	197	11	51	2
WILLOUGHBY	292	47	228	0	47	1
BEREA	182	84	0	2	124	27
WAYNE	326	164	7	5	73	0
MIAMI COUNTY	248	109	43	9	53	13
HAMILTON	449	151	238	6	55	0
BEDFORD	576	241	179	0	301	11
PORTSMOUTH	582	164	203	32	189	1
VANDALIA	180	98	31	1	62	2
LANCASTER	185	128	0	40	9	11
EUCLID	110	18	87	0	8	1
MIDDLETOWN	511	413	4	54	30	1
LAKESIDE	107	80	14	0	9	24
SHAKER HEIGHTS	232	54	125	4	44	1
MEDINA CNTY.	164	88	2	9	64	1
MARION CNTY.	225	42	116	6	18	1
CHARDON	78	47	21	3	0	5
LYNDHURST	117	1	86	5	28	0
CHILLICOTHE	273	161	80	104	39	0

Table XXXIV, contd.

MUNICIPAL COURTS 1975
FELONY CASES

----- T E R M I N A T E D B Y -----						
COURT	FILED AND REACTIVATED	PRELIM HEARING BIDDOVER	WAIVER OF PRELIM HEARING BIDDOVER	DISMISSAL R.C. 2945.73	OTHER DISMISSAL	UNAVAILABILITY OF ACCUSED
CLEVELAND HTS	241	171	9	9	31	15
PAINESVILLE	152	120	0	6	34	7
MARIETTA	160	62	40	32	14	17
FINDLAY	127	17	38	86	15	0
ATHENS	213	127	19	39	26	2
NEW PHILADELPHIA	65	33	5	0	35	2
BOWLING GREEN	189	117	14	2	26	20
MIAMISBURG	146	64	54	0	40	3
ALLIANCE	219	95	58	6	63	31
GIRARD	184	31	73	2	70	13
TIFFIN	101	29	52	3	6	5
SANDUSKY	473	42	345	2	65	45
NORWALK	62	5	36	0	2	0
MENTOR	120	53	45	2	30	2
ASHLAND	0	0	0	0	0	0
DELAWARE	225	61	8	107	48	10
MOUNT VERNON	35	16	5	0	5	9
SYLVANIA	184	100	2	9	21	20
ASHTABULA	164	71	41	26	12	101
OBERLIN	102	15	14	0	72	0
CIRCLEVILLE	291	50	161	2	17	299
EAST CLEVELAND	340	76	214	3	17	26
AUGLAIZE COUNTY	63	18	5	23	7	0
FAIRBORN	67	44	10	3	10	3
SIDNEY	174	82	13	30	3	18
CAMBRIDGE	87	5	72	8	2	0
STRUTHERS	46	40	2	6	3	5
PORT CLINTON	130	37	8	35	44	7
DEFIANCE	121	34	41	32	5	19
PERRYSBURG	150	31	44	27	30	5
CELINA	54	39	2	0	18	0
BELLEFONTAINE	59	21	15	0	21	10
EATON	0	0	0	0	0	0
BRYAN	66	17	18	33	7	1
COSHOCTON	88	34	19	4	28	7
XENIA	73	33	24	2	5	2
ZANESVILLE	98	86	0	0	10	0
MAUMEE	143	79	1	12	20	31
NILES	112	0	89	15	38	3
WILMINGTON	162	108	5	0	131	0
STEUERBENVILLE	199	73	4	12	84	0
URBANA	145	9	113	4	6	11

Table XXXIV, contd.

MUNICIPAL COURTS 1975
FELONY CASES

----- T E R M I N A T E D B Y -----						
COURT	FILED AND REACTIVATED	PRELIM HEARING BIDDOVER	WAIVER OF PRELIM HEARING BIDDOVER	DISMISSAL R.C. 2945.73	OTHER DISMISSAL	UNAVAILABILITY OF ACCUSED
NEWTON FALLS	38	24	1	0	11	0
SOUTH EUCLID	54	12	5	0	34	17
VAN WERT CNTY	97	81	11	0	0	4
FREMONT	77	21	14	4	25	2
IRONTON	188	12	127	37	1	0
NAPOLEON	106	56	26	12	10	7
FRANKLIN	183	50	55	4	61	23
WASHINGTON C. H.	60	26	28	1	6	0
GALLIPOLIS	47	20	2	8	18	1
MARYSVILLE	93	53	50	1	29	0
EAST LIVERPOOL	89	49	6	5	8	17
FOSTORIA	55	32	2	6	12	4
HILLSBORO	80	44	1	1	22	16
UPPER SANDUSKY	61	41	11	5	0	14
KENTON	63	38	16	3	3	4
AVON LAKE	68	50	0	0	14	1
OREGON	128	9	64	7	39	8
SHELBY	17	2	15	0	0	0
VERMILION	72	43	4	4	44	4
CAMPBELL	53	13	23	10	12	0
FAIRFIELD	127	26	21	28	29	23
LEBANON	123	49	19	0	12	12
CONNEAUT	28	14	4	0	6	9
MASON	29	22	4	28	3	3
BELLEVUE	11	9	0	0	0	2
OAKWOOD	27	17	5	1	3	5
HURON	42	18	0	0	26	2
STATE TOTALS	43,386	16,240	11,828	3,177	9,739	3,321

Table XXXV

Felony Case Filings per Month

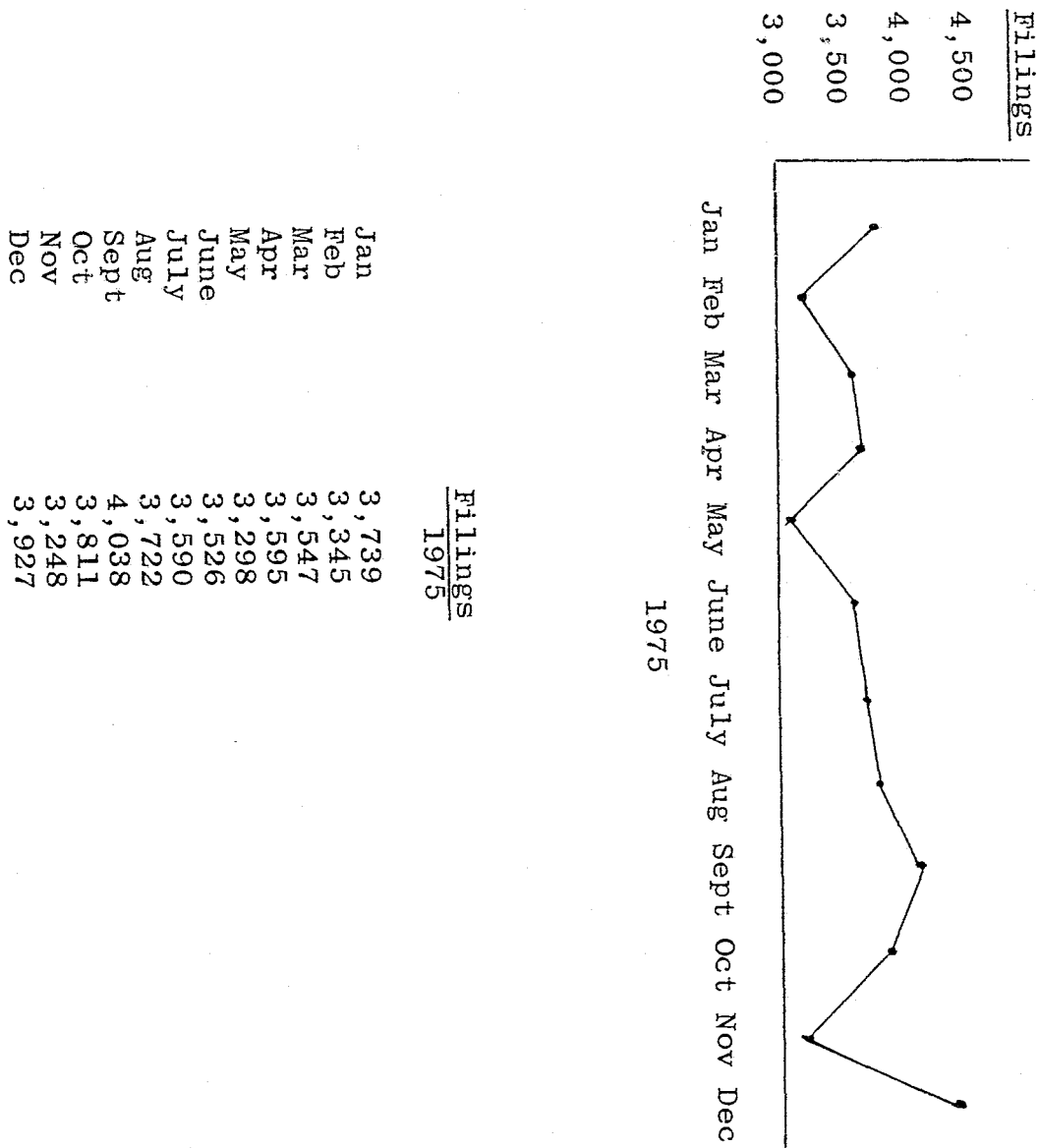


Table XXXVI

MUNICIPAL COURTS 1975
MISDEMEANOR CASES

COURT	FILED AND REACTI- VATED	JURY TRIAL	COURT TRIAL	PRETRIAL	----- TERMINATED BY -----		VIOLA- TIONS BUREAU	UNAVAIL- ABILITY OF ACCUSED	--- DISMISSAL ---		TRANSFER TO OTHER JUDGE
					----GUILTY, NO---- ---CONTEST PLEA--- ORIGINAL REDUCED CHARGE CHARGE				R.C. 2945.73	OTHER	
HAMILTON CNTY.	24,310	111	4,959	178	9,371	38	3,096	2,641	1,630	3,168	75
FRANKLIN CNTY	31,819	172	976	1,492	10,967	396	1,020	4,621	2,563	11,448	362
CLEVELAND	30,330	60	691	723	24,633	458	177	5,132	1,828	841	79
TOLEDO	15,501	32	590	117	6,128	251	632	119	263	4,100	64
AKRON	8,259	59	698	101	5,114	27	479	922	41	1,164	38
DAYTON	8,718	16	599	34	6,483	116	0	1,301	1,071	832	133
CANTON	3,600	21	41	3	2,754	80	0	489	65	792	15
PARMA	964	10	180	4	633	17	10	47	5	89	11
SPRINGFIELD	2,978	9	246	0	1,400	50	50	861	66	419	37
YOUNGSTOWN	2,030	17	488	0	2,871	6	0	204	188	565	4
CUYAHOGA FALLS	1,367	14	52	132	1,006	34	12	11	3	133	3
PORTAGE	2,840	4	179	4	1,410	98	227	581	263	285	10
ROCKY RIVER	1,193	10	144	0	855	61	23	51	146	143	7
LIMA	2,363	9	160	131	1,367	65	0	339	6	291	41
MANSFIELD	3,405	355	270	0	2,513	79	3	438	47	281	28
LICKING CNTY.	1,195	29	203	0	553	1	70	209	80	96	4
MASSILLON	1,768	25	72	2	1,245	41	180	141	2	188	145
KETTERING	1,103	13	37	19	1,014	25	62	65	860	556	0
WARREN	1,582	9	624	1	661	17	0	19	74	178	10
GARFIELD HEIGHTS	842	5	46	0	627	22	0	69	2	69	0
BARBERTON	2,238	4	120	60	1,404	2	39	95	65	236	31
ELYRIA	2,430	9	139	121	1,285	43	464	99	473	143	11
LORAIN	1,717	7	50	61	1,492	44	9	45	87	128	14
WILLDOUGHBY	1,575	14	81	84	1,131	96	10	16	5	221	0
BEREA	1,012	4	309	18	487	44	5	129	12	371	1
WAYNE	1,376	16	144	0	580	0	100	0	17	278	0
MIAMI COUNTY	1,348	4	57	0	897	10	24	78	11	148	5
HAMILTON	2,321	9	466	0	1,907	8	0	47	54	379	0
BEDFORD	1,963	12	99	65	1,323	54	5	139	7	463	0
PORTSMOUTH	2,900	4	172	0	2,058	1	150	14	325	435	1
VANDALIA	1,677	4	346	13	812	8	0	270	15	415	0
LANCASTER	1,524	2	97	38	1,003	2	0	108	331	123	1
EUCLID	594	2	6	1	474	12	19	13	2	69	1
MIDDLETOWN	3,038	9	0	0	2,555	14	0	9	218	227	1
LAKEWOOD	740	0	71	32	634	0	2	36	8	19	0
SHAKER HEIGHTS	383	10	48	0	176	21	5	11	5	104	0
MEDINA CNTY.	969	9	67	0	541	4	188	10	25	198	7
MARION CNTY.	2,098	0	183	2	278	5	858	254	110	49	0
CHARDON	915	8	46	0	475	7	241	34	7	53	0
LYNDHURST	548	2	7	0	461	5	7	20	15	29	0
CHILLICOTHE	3,079	10	240	0	2,654	2	5	0	144	140	0

Table XXXVI, contd.

MUNICIPAL COURTS 1975
MISDEMEANOR CASES

----- T E R M I N A T E D B Y -----											
COURT	FILED AND REACTI- VATED	JURY TRIAL	COURT TRIAL	PRETRIAL	----GUILTY, NO----		VIOLA- TIONS BUREAU	UNAVAIL- ABILITY OF ACCUSED	--- DISMISSAL ---		TRANSFER TO OTHER JUDGE
					---CONTEST PLEA---				R.C.	OTHER	
					ORIGINAL	REDUCED			2945.73		
					CHARGE	CHARGE					
CLEVELAND HTS	1,162	0	117	0	583	7	0	123	48	237	0
PAINESVILLE	1,126	4	47	23	625	8	331	50	24	53	0
MARIETTA	845	10	44	3	435	18	139	125	114	11	0
FINLAY	749	8	118	50	308	4	0	132	108	4	0
ATHENS	2,010	4	172	0	747	0	396	8	252	466	1
NEW PHILADELPHIA	243	1	25	8	153	7	75	12	8	32	0
BOWLING GREEN	910	3	117	68	559	9	47	20	11	82	0
MIAMISBURG	1,081	5	55	21	656	8	0	101	14	168	50
ALLIANCE	1,044	2	92	2	698	8	58	127	20	172	0
GIRARD	654	2	41	3	464	10	0	34	21	93	0
TIFFIN	447	7	28	22	318	10	9	36	36	33	0
SANDUSKY	2,261	2	253	0	1,060	15	160	340	36	614	5
NORWALK	388	0	6	0	149	4	77	5	3	51	23
MENTOR	550	8	49	119	403	7	49	22	16	19	0
ASHLAND	391	4	33	28	237	5	40	28	3	24	0
DELAWARE	927	3	69	9	389	5	68	169	150	85	0
MOUNT VERNON	504	11	83	0	224	1	26	49	4	92	0
SYLVANIA	998	10	117	41	373	4	0	103	41	104	0
ASHTABULA	602	2	9	0	343	31	132	80	83	19	0
OSHERLIN	595	1	9	2	309	13	108	7	1	125	0
CIRCLEVILLE	1,030	0	67	0	406	0	0	455	38	139	0
EAST CLEVELAND	1,819	2	67	10	863	2	249	398	3	193	0
AUGLAIZE COUNTY	376	2	71	18	211	0	11	0	43	39	1
FAIRBORN	752	2	99	44	371	16	111	53	29	72	0
SIDNEY	693	2	7	1	507	3	6	15	86	2	0
CAMBRIDGE	651	2	21	0	402	1	56	97	30	13	0
STRUTHERS	428	0	111	0	188	3	26	72	60	51	2
PORT CLINTON	1,377	6	83	111	324	3	273	37	52	530	0
DEFIANCE	501	11	102	6	271	1	2	65	122	29	0
PERRYSBURG	446	4	29	0	281	3	39	58	75	10	0
CELINA	637	0	35	2	442	0	3	2	67	80	2
BELLEFONTAINE	616	2	47	0	396	2	0	61	0	120	0
EATON	706	9	11	3	404	7	97	112	134	11	0
BRYAN	688	2	62	0	238	8	0	288	118	7	0
COSHOCTON	598	1	64	0	417	23	0	12	36	55	0
XENTA	1,293	15	22	1	556	5	1	362	76	71	5
ZANESVILLE	932	0	124	0	750	0	0	0	44	17	0
MAUMEE	593	3	73	14	318	8	12	41	48	85	0
NILES	661	4	16	2	503	4	16	4	30	101	0
WILMINGTON	978	2	130	0	240	0	98	123	4	396	0
STEUERBENVILLE	1,302	0	66	1	712	6	0	90	77	194	0
URBANA	339	0	32	0	187	2	86	9	16	8	0

Table XXXVI, contd.

MUNICIPAL COURTS 1975
MISDEMEANOR CASES

----- T E R M I N A T E D B Y -----											
COURT	FILED AND REACTI- VATED	JURY TRIAL	COURT TRIAL	PRETRIAL	----GUILTY, NO----		VIOLA- TIONS BUREAU	UNAVAIL- ABILITY OF ACCUSED	--- DISMISSAL ---		TRANSFER TO OTHER JUDGE
					---CONTEST PLEA---				R.C.	OTHER	
					ORIGINAL	REDUCED			2945.73		
					CHARGE	CHARGE					
NEWTON FALLS	295	2	84	0	139	2	12	1	0	51	0
SOUTH EUCLID	222	4	11	6	155	1	12	26	0	28	0
VAN WERT CNTY	248	0	47	0	140	0	27	0	1	30	0
FREMONT	734	18	79	2	251	8	179	24	43	111	6
IRONTON	2,070	4	39	0	1,627	13	0	9	215	34	30
NAPOLEON	323	6	17	0	190	4	39	14	15	35	3
FRANKLIN	592	0	77	0	290	25	0	18	5	217	0
WASHINGTON C. H.	549	3	85	0	327	5	0	78	19	54	0
GALLIPOLIS	510	0	34	0	149	5	0	274	37	20	1
MARYSVILLE	481	0	68	0	226	1	9	66	3	91	0
EAST LIVERPOOL	758	0	59	25	1,012	5	109	112	91	202	0
FOSTORIA	331	4	29	1	162	4	3	16	73	30	0
HILLSBORO	564	3	72	0	421	0	0	39	3	102	3
UPPER SANDUSKY	282	1	50	1	198	2	1	14	21	3	0
KENTON	237	1	68	0	110	8	8	15	20	23	0
AVON LAKE	413	1	44	0	195	1	14	4	2	142	0
OREGON	731	1	64	6	495	11	2	35	13	129	0
SHELBY	253	0	19	0	175	0	0	3	18	31	0
VERMILION	311	1	53	14	179	3	16	8	1	31	0
CAMPBELL	276	0	35	0	146	0	1	0	14	31	0
FAIRFIELD	397	2	45	0	203	8	0	51	72	1	0
LEBANON	418	74	38	0	223	9	0	11	1	132	4
CONNEAUT	291	6	35	0	166	4	0	51	13	30	0
MASON	253	2	25	3	132	0	3	31	70	46	0
BELLEVUE	132	1	6	0	73	1	20	5	11	22	0
OAKWOOD	258	2	36	3	98	5	61	4	27	15	0
HURON	227	0	8	4	91	0	73	11	17	30	0
STATE TOTALS	227,671	1,411	18,053	4,113	129,825	2,660	11,562	24,532	14,125	36,244	1,275

Table XXXVII

Misdemeanor Filings per Month

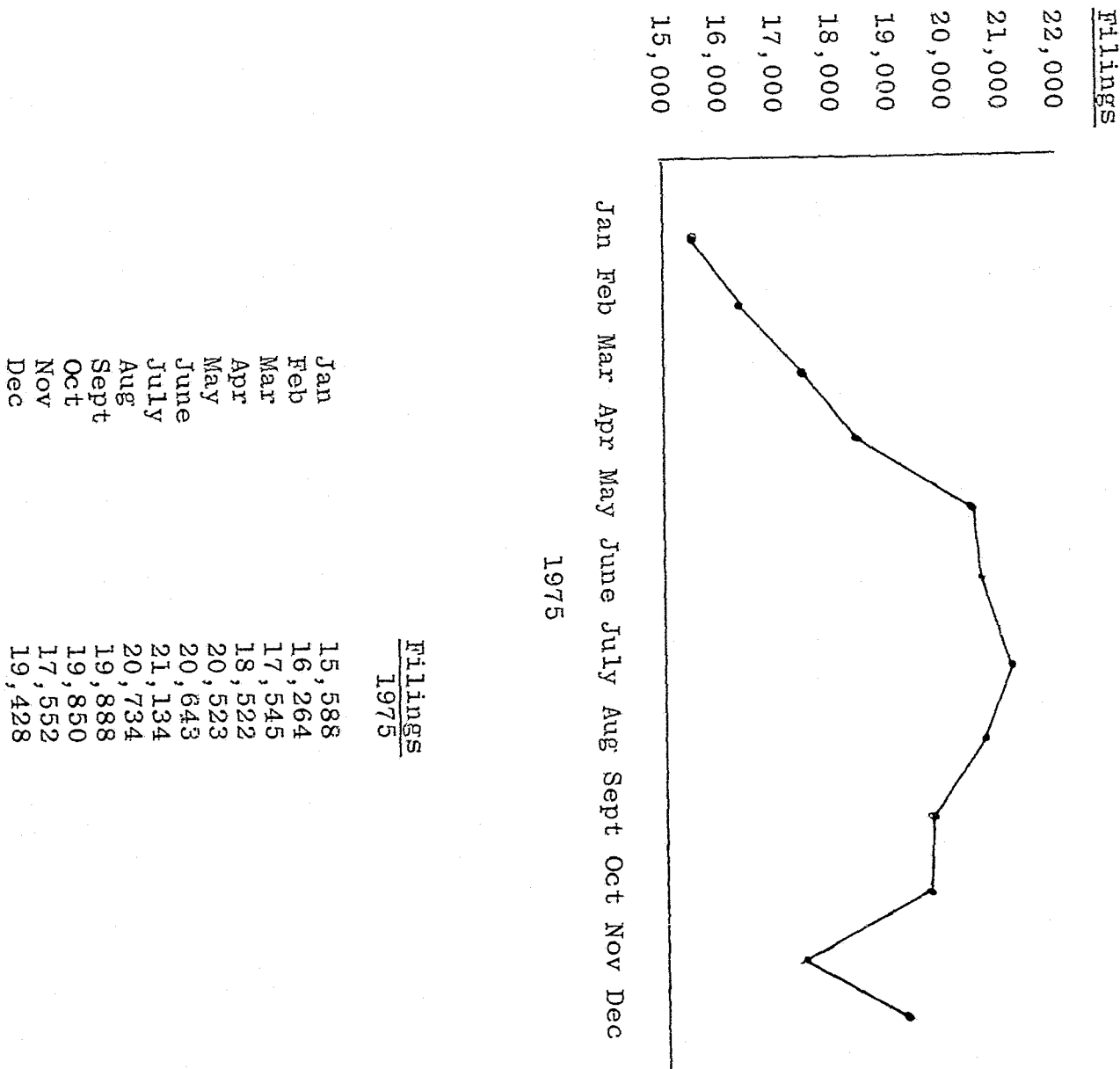


Table XXXVIII

MUNICIPAL COURTS 1975
OMVI CASES

----- T E R M I N A T E D B Y -----											
COURT	FILED AND REACTI- VATED	JURY TRIAL	COURT TRIAL	PRETRIAL	-GUILTY, NO CONTEST PLEA-			UNAVAIL- ABILITY OF ACCUSED	--- DISMISSAL ---		TRANSFER TO OTHER JUDGE
					ORIGINAL CHARGE -- HEARING BY-- JUDGE REFEREE	REDUCED CHARGE	R.C. 2945.73		OTHER		
HAMILTON CNTY.	3,242	53	981	75	1,112	1,589	84	417	65	114	14
FRANKLIN CNTY	4,350	28	58	107	1,747	71	1,770	627	103	201	33
CLEVELAND	2,023	2	107	41	655	144	215	1,144	41	31	0
TOLEDO	1,502	5	25	9	899	0	176	13	18	106	2
AKRON	817	20	25	17	248	439	80	177	1	47	6
DAYTON	594	0	16	0	336	2	63	46	28	84	15
CANTON	862	33	6	12	851	0	211	447	4	68	6
PARMA	407	1	313	0	58	0	28	19	1	3	10
SPRINGFIELD	969	16	14	3	299	0	13	501	1	108	7
YOUNGSTOWN	231	0	22	0	295	14	37	41	0	28	0
CUYAHOGA FALLS	459	7	4	17	312	0	136	8	0	13	0
PORTAGE	1,928	18	297	3	457	186	957	190	40	54	97
ROCKY RIVER	203	7	74	0	107	0	5	12	14	39	3
LIMA	623	28	18	74	301	0	139	16	1	27	1
MANSFIELD	1,181	19	162	0	380	0	530	236	75	153	47
LICKING CNTY.	292	29	50	0	161	0	1	24	6	17	5
MASSILLON	610	38	8	0	533	0	75	56	0	9	14
KETTERING	177	14	21	3	236	23	37	17	2	35	0
WARREN	480	16	128	3	265	0	49	16	6	6	6
GARFIELD HEIGHTS	255	2	6	0	174	0	36	13	0	8	0
BARBERTON	649	10	7	51	355	2	134	17	4	16	20
ELYRIA	652	7	59	63	384	0	147	40	21	6	2
LORAIN	503	3	6	34	384	0	99	5	3	10	0
WILLOUGHBY	468	8	11	43	155	0	136	1	0	66	0
BEREA	437	7	113	0	106	0	6	35	7	312	1
WAYNE	430	30	28	0	237	0	0	1	0	82	1
MIAMI COUNTY	256	3	13	0	165	0	23	6	6	7	0
HAMILTON	496	2	27	0	508	0	23	24	0	7	0
BEDFORD	506	0	5	62	242	0	93	29	0	13	0
PORTSMOUTH	617	1	19	7	456	0	6	7	210	98	0
VANDALIA	691	5	174	19	275	0	164	25	2	12	0
LANCASTER	477	15	44	61	254	0	72	10	8	16	0
EUCLID	148	3	2	0	88	0	50	1	0	2	0
MIDDLETOWN	323	0	0	0	270	0	45	1	1	4	0
LAKEWOOD	299	4	35	70	194	0	3	9	1	5	0
SHAKER HEIGHTS	71	2	14	0	43	0	10	0	1	6	0
MEDINA CNTY.	433	15	71	0	382	0	34	0	11	16	12
MARION CNTY.	570	2	120	0	275	0	21	36	8	4	0
CHARDON	361	2	20	0	288	0	28	6	0	1	0
LYNDHURST	334	3	54	0	233	0	34	3	0	4	0

CONTINUED

1 OF 2

Table XXXVIII, contd.

MUNICIPAL COURTS 1975
OMVI CASES

----- T E R M I N A T E D B Y -----

-GUILTY, NO CONTEST PLEA-

ORIGINAL CHARGE
-- HEARING BY--
JUDGE REFEREEREDUCED
CHARGEUNAVAIL-
ABILITY
OF
ACCUSED--- DISMISSAL ---
R.C.
2945.73

OTHER

TRANSFER
TO OTHER
JUDGE

COURT	FILED AND REACTI- VATED	JURY TRIAL	COURT TRIAL	PRETRIAL	ORIGINAL CHARGE -- HEARING BY-- JUDGE	REDUCED CHARGE	UNAVAIL- ABILITY OF ACCUSED	--- DISMISSAL --- R.C. 2945.73	OTHER	TRANSFER TO OTHER JUDGE
CHILLICOTHE	750	9	44	0	627	0	43	0	4	24
CLEVELAND HTS	121	0	21	0	59	0	18	12	1	17
PAINESVILLE	345	4	9	19	319	0	20	7	3	12
MARIETTA	315	7	5	6	232	0	44	18	8	2
FINDLAY	471	3	16	31	263	0	57	69	35	4
ATHENS	500	13	39	0	396	0	0	5	70	6
NEW PHILADELPHIA	180	6	6	6	150	0	17	10	7	8
BOWLING GREEN	289	1	39	25	206	0	4	2	2	4
MIAMISBURG	181	0	10	11	110	0	35	11	2	8
ALLIANCE	88	3	0	1	78	0	11	10	1	0
GIRARD	430	1	22	9	336	0	87	0	1	0
TIFFIN	152	1	5	8	112	0	19	8	1	1
SANDUSKY	453	2	36	0	363	0	151	41	1	20
NORWALK	382	0	2	0	140	0	18	0	0	89
MENTOR	159	4	39	69	74	0	2	2	2	4
ASHLAND	217	17	6	9	155	0	16	13	0	2
DELAWARE	443	8	20	36	240	0	67	40	13	18
MOUNT VERNON	200	6	32	0	135	0	22	3	0	6
SYLVANIA	463	12	54	27	233	0	38	18	14	17
ASHTABULA	287	5	12	0	281	0	18	4	8	0
OSHERLIN	255	1	0	12	112	0	7	5	0	113
CIRCLEVILLE	378	1	24	5	225	0	24	120	4	20
EAST CLEVELAND	226	1	6	13	198	0	1	10	0	3
AUGLAIZE COUNTY	219	1	47	7	129	0	22	0	4	8
FAIRBORN	316	0	16	67	194	0	41	14	1	6
SIDNEY	204	1	2	0	144	0	4	7	2	0
CAMBRIDGE	377	7	24	0	320	0	4	3	4	5
STRUTHERS	97	0	27	0	68	0	15	2	1	24
PORT CLINTON	236	6	11	71	104	0	1	3	4	3
DEFIANCE	225	7	26	0	163	3	1	11	18	12
PERRYSBURG	461	14	26	0	313	0	39	23	7	7
CELINA	138	1	26	4	87	0	6	0	12	8
BELLEFONTAINE	291	10	35	2	190	0	39	35	8	14
EATON	181	5	1	0	93	0	33	11	9	0
BRYAN	284	5	9	0	226	0	42	1	0	6
COSHOCTON	92	1	2	0	76	0	8	69	0	3
XENIA	211	6	2	0	77	0	3	0	0	3
ZANESVILLE	233	0	38	0	182	0	12	0	0	3
MAUMEE	274	2	63	10	154	0	11	4	3	4
NILES	91	0	2	2	69	0	13	3	1	3
WILMINGTON	230	0	46	0	109	0	16	60	0	3

Table XXXVIII, contd.

MUNICIPAL COURTS 1975
OMVI CASES

----- T E R M I N A T E D B Y -----

-GUILTY, NO CONTEST PLEA-

ORIGINAL CHARGE
-- HEARING BY--
JUDGE REFEREEREDUCED
CHARGEUNAVAIL-
ABILITY
OF
ACCUSED--- DISMISSAL ---
R.C.
2945.73

OTHER

TRANSFER
TO OTHER
JUDGE

	STUEBENVILLE																																																																																																																																																																																																																																																																																																																																																																																																																																																																																																																																																																																																																																																																																																																																																																																																																																																																																																																																																																																																																																																																																																																																																																																																																																																																																																																																																																																																																												
--	--------------	--	--	--	--	--	--	--	--	--	--	--	--	--	--	--	--	--	--	--	--	--	--	--	--	--	--	--	--	--	--	--	--	--	--	--	--	--	--	--	--	--	--	--	--	--	--	--	--	--	--	--	--	--	--	--	--	--	--	--	--	--	--	--	--	--	--	--	--	--	--	--	--	--	--	--	--	--	--	--	--	--	--	--	--	--	--	--	--	--	--	--	--	--	--	--	--	--	--	--	--	--	--	--	--	--	--	--	--	--	--	--	--	--	--	--	--	--	--	--	--	--	--	--	--	--	--	--	--	--	--	--	--	--	--	--	--	--	--	--	--	--	--	--	--	--	--	--	--	--	--	--	--	--	--	--	--	--	--	--	--	--	--	--	--	--	--	--	--	--	--	--	--	--	--	--	--	--	--	--	--	--	--	--	--	--	--	--	--	--	--	--	--	--	--	--	--	--	--	--	--	--	--	--	--	--	--	--	--	--	--	--	--	--	--	--	--	--	--	--	--	--	--	--	--	--	--	--	--	--	--	--	--	--	--	--	--	--	--	--	--	--	--	--	--	--	--	--	--	--	--	--	--	--	--	--	--	--	--	--	--	--	--	--	--	--	--	--	--	--	--	--	--	--	--	--	--	--	--	--	--	--	--	--	--	--	--	--	--	--	--	--	--	--	--	--	--	--	--	--	--	--	--	--	--	--	--	--	--	--	--	--	--	--	--	--	--	--	--	--	--	--	--	--	--	--	--	--	--	--	--	--	--	--	--	--	--	--	--	--	--	--	--	--	--	--	--	--	--	--	--	--	--	--	--	--	--	--	--	--	--	--	--	--	--	--	--	--	--	--	--	--	--	--	--	--	--	--	--	--	--	--	--	--	--	--	--	--	--	--	--	--	--	--	--	--	--	--	--	--	--	--	--	--	--	--	--	--	--	--	--	--	--	--	--	--	--	--	--	--	--	--	--	--	--	--	--	--	--	--	--	--	--	--	--	--	--	--	--	--	--	--	--	--	--	--	--	--	--	--	--	--	--	--	--	--	--	--	--	--	--	--	--	--	--	--	--	--	--	--	--	--	--	--	--	--	--	--	--	--	--	--	--	--	--	--	--	--	--	--	--	--	--	--	--	--	--	--	--	--	--	--	--	--	--	--	--	--	--	--	--	--	--	--	--	--	--	--	--	--	--	--	--	--	--	--	--	--	--	--	--	--	--	--	--	--	--	--	--	--	--	--	--	--	--	--	--	--	--	--	--	--	--	--	--	--	--	--	--	--	--	--	--	--	--	--	--	--	--	--	--	--	--	--	--	--	--	--	--	--	--	--	--	--	--	--	--	--	--	--	--	--	--	--	--	--	--	--	--	--	--	--	--	--	--	--	--	--	--	--	--	--	--	--	--	--	--	--	--	--	--	--	--	--	--	--	--	--	--	--	--	--	--	--	--	--	--	--	--	--	--	--	--	--	--	--	--	--	--	--	--	--	--	--	--	--	--	--	--	--	--	--	--	--	--	--	--	--	--	--	--	--	--	--	--	--	--	--	--	--	--	--	--	--	--	--	--	--	--	--	--	--	--	--	--	--	--	--	--	--	--	--	--	--	--	--	--	--	--	--	--	--	--	--	--	--	--	--	--	--	--	--	--	--	--	--	--	--	--	--	--	--	--	--	--	--	--	--	--	--	--	--	--	--	--	--	--	--	--	--	--	--	--	--	--	--	--	--	--	--	--	--	--	--	--	--	--	--	--	--	--	--	--	--	--	--	--	--	--	--	--	--	--	--	--	--	--	--	--	--	--	--	--	--	--	--	--	--	--	--	--	--	--	--	--	--	--	--	--	--	--	--	--	--	--	--	--	--	--	--	--	--	--	--	--	--	--	--	--	--	--	--	--	--	--	--	--	--	--	--	--	--	--	--	--	--	--	--	--	--	--	--	--	--	--	--	--	--	--	--	--	--	--	--	--	--	--	--	--	--	--	--	--	--	--	--	--	--	--	--	--	--	--	--	--	--	--	--	--	--	--	--	--	--	--	--	--	--	--	--	--	--	--	--	--	--	--	--	--	--	--	--	--	--	--	--	--	--	--	--	--	--	--	--	--	--	--	--	--	--	--	--	--	--	--	--	--	--	--	--	--	--	--	--	--	--	--	--	--	--	--	--	--	--	--	--	--	--	--	--	--	--	--	--	--	--	--	--	--	--	--	--	--	--	--	--	--	--	--	--	--	--	--	--	--	--	--	--	--	--	--	--	--	--	--	--	--	--	--	--	--	--	--	--	--	--	--	--	--	--	--	--	--	--	--	--	--	--	--	--	--	--	--	--	--	--	--	--	--	--	--	--	--	--	--	--	--	--	--	--	--	--	--	--	--	--	--	--	--	--	--	--	--	--	--	--	--	--	--	--	--	--	--	--	--	--	--	--	--	--	--	--	--	--	--	--	--	--	--	--	--	--	--	--	--	--	--	--	--	--	--	--	--	--	--	--	--	--	--	--	--	--	--	--	--	--	--	--	--	--	--	--	--	--	--	--	--	--	--	--	--	--	--	--	--	--	--	--	--	--	--	--	--	--	--	--	--	--	--	--	--	--	--	--	--	--	--	--	--	--	--	--	--	--	--	--	--	--	--	--	--	--	--	--	--	--	--	--	--	--	--	--	--	--	--	--	--	--	--	--	--	--	--	--	--	--	--	--	--	--	--	--	--	--	--	--	--	--	--	--	--	--	--	--	--	--	--	--	--	--	--	--	--	--	--	--	--	--	--	--	--	--	--	--	--	--	--	--	--	--	--	--	--	--	--	--	--	--	--	--	--	--	--	--	--	--	--	--	--	--	--	--	--	--	--	--	--	--	--	--	--	--	--	--	--	--	--	--	--	--	--	--	--	--	--	--	--	--	--	--	--	--	--	--	--	--	--	--	--	--	--	--	--	--	--	--	--	--	--	--	--	--	--	--	--	--	--	--	--	--	--	--	--	--	--	--	--	--	--	--	--	--	--	--	--	--	--	--	--	--	--	--	--	--	--	--	--	--	--	--	--	--	--	--	--	--	--	--	--	--	--	--	--	--	--	--	--	--	--	--	--	--	--	--	--	--	--	--	--	--	--	--	--

Table XXXIX

OMVI Filings per Month

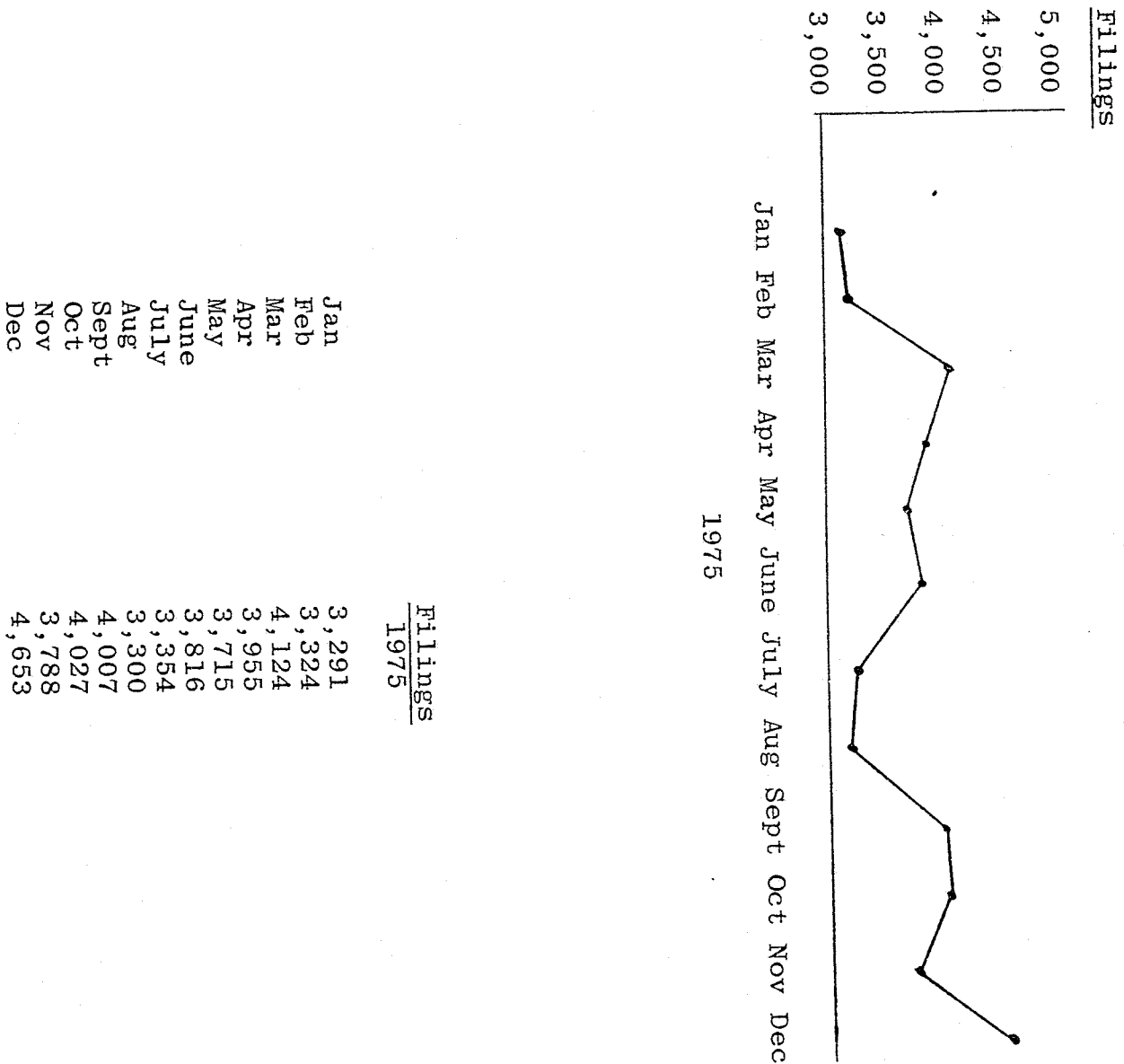


Table XXXX
MUNICIPAL COURTS
OTHER TRAFFIC CASES 1975

COURT	TERMINATED BY											
	FILED AND REACTI- VATED	JURY TRIAL	COURT TRIAL	PRE- TRIAL	--GUILTY, NO CONTEST PLEA--		REDUCED CHARGE	VIOLA- TIONS BUREAU	UNAVAIL- ABILITY OF ACCUSED	--DISMISSAL BY--		TRANSFER TO OTHER JUDGE
					--ORIGINAL CHARGE--	--HEARING BY--				R.C.	OTHER	
					JUDGE	REFEREE				2945.73		
HAMILTON CNTY.	107,014	46	3,603	91	6,965	20,652	40	68,665	8,684	665	6,761	20
FRANKLIN CNTY	111,960	27	1,569	680	19,534	1,918	409	54,728	17,631	1,634	15,666	117
CLEVELAND	65,830	5	214	151	9,377	41,861	234	17,821	5,855	385	121	1
TOLEDO	45,003	1	312	40	4,666	14,564	72	20,488	24	145	3,201	3
AKRON	42,585	2	435	8	2,788	18,458	16	18,449	4,447	7	890	12
DAYTON	47,498	0	572	7	8,805	10,864	58	21,151	3,519	1,191	2,787	93
CANTON	13,627	1	34	0	159	10,360	18	1,441	943	15	184	6
PARMA	5,025	3	150	3	2,830	0	17	1,635	279	3	95	3
SPRINGFIELD	14,065	2	120	2	6,374	0	1	1,807	6,299	34	227	18
YOUNGSTOWN	15,081	1	431	0	16,310	562	45	3,789	2,982	50	1,702	26
CUYAHOGA FALLS	15,523	3	344	26	8,977	0	16	5,691	11	1	195	0
PORTAGE	21,282	5	298	6	1,516	6,334	98	9,219	3,658	86	153	4
ROCKY RIVER	9,302	2	275	0	8,360	0	40	840	122	221	163	10
LIMA	11,929	2	169	45	6,117	0	14	2,180	3,354	2	130	9
MANSFIELD	13,769	1	252	0	3,798	0	31	8,927	1,063	47	187	11
LICKING CNTY.	7,522	8	150	0	2,086	1	2	4,333	1,171	19	123	2
MASSILLON	8,890	4	75	0	4,425	0	8	4,223	150	3	174	97
KETTERING	7,534	9	118	8	652	3,322	25	3,278	31	28	293	0
WARREN	8,173	5	306	0	3,533	0	14	4,147	119	34	47	3
GARFIELD HEIGHTS	6,328	6	16	0	5,454	0	13	0	621	0	97	0
BARBERTON	7,473	3	112	90	3,228	25	17	3,020	216	50	285	28
ELYRIA	9,065	6	150	54	3,196	0	21	5,107	399	282	128	5
LORAIN	3,549	1	28	23	3,214	2	31	300	23	34	63	0
WILLOUGHBY	9,617	3	92	98	4,709	0	136	4,256	66	6	181	0
BEREA	9,846	1	424	6	3,641	0	303	4,862	261	9	423	1
WAYNE	6,760	5	136	0	1,994	1	0	4,158	5	5	121	0
MIAMI COUNTY	6,387	5	73	0	4,663	0	5	875	617	22	62	0
HAMILTON	13,946	1	425	0	5,763	0	7	7,857	460	3	32	0
BEDFORD	9,951	1	167	135	6,167	0	180	1,735	655	5	1,003	0
PORTSMOUTH	5,917	2	86	30	4,296	0	1	1,244	174	102	180	0
VANDALIA	9,443	1	249	2	8,842	0	3	0	228	17	175	0
LANCASTER	8,249	4	198	18	7,806	0	594	0	137	178	61	1
EUCLID	5,225	2	16	1	2,159	0	13	2,954	35	1	35	0
MIDDLETOWN	2,548	3	0	0	2,449	0	24	0	32	28	29	1
LAKEWOOD	7,297	0	110	33	3,053	0	0	3,748	191	20	13	0
SHAKER HEIGHTS	8,381	3	120	0	2,028	0	17	5,534	329	11	144	0
MEDINA CNTY.	13,263	2	186	0	6,269	0	1	6,116	71	61	170	12
MARION CNTY.	8,660	0	165	0	315	0	49	7,029	638	86	16	0
CHARDON	5,179	1	52	0	2,495	0	0	2,538	33	2	18	0
LYNDHURST	7,183	0	60	0	4,041	0	10	2,757	143	9	103	0

Table XXXX, contd.

MUNICIPAL COURTS
OTHER TRAFFIC CASES 1975

TERMINATED BY												
COURT	FILED AND REACTI- VATED	JURY TRIAL	COURT TRIAL	PRE- TRIAL	--GUILTY, NO CONTEST PLEA--			VIOLA- TIONS BUREAU	UNAVAIL- ABILITY OF ACCUSED	--DISMISSAL BY--		TRANSFER TO OTHER JUDGE
					--ORIGINAL CHARGE--		REDUCED CHARGE			R.C. 2945.73	OTHER	
					HEARING BY JUDGE	REFEREE						
CHILLICOTHE	11,218	2	121	0	10,545	0	0	472	0	32	43	0
CLEVELAND HTS	7,988	0	214	0	6,322	0	2	0	981	39	300	0
PAINESVILLE	6,237	0	60	5	2,434	0	8	3,718	80	12	38	0
MARIETTA	7,624	4	63	5	1,339	0	11	5,937	216	45	1	0
FINLAY	9,614	0	84	28	939	0	4	5,403	2,996	241	7	0
ATHENS	4,226	2	84	0	885	0	0	3,099	0	40	125	0
NEW PHILADELPHIA	4,811	1	15	3	1,383	1	4	2,934	321	2	24	0
BOWLING GREEN	5,540	1	143	23	2,746	0	0	2,557	23	32	38	0
MIAMISBURG	4,979	0	49	2	4,589	0	9	0	217	13	29	20
ALLIANCE	2,249	3	50	0	1,583	0	3	668	151	3	44	0
GIRARD	9,777	0	28	2	7,421	0	42	2,270	27	34	41	0
TIFFIN	2,833	2	52	8	815	0	5	1,953	32	11	22	0
SANDUSKY	6,105	2	232	1	2,930	1	15	2,581	392	1	95	0
NORWALK	5,351	0	8	1	887	0	7	3,778	0	1	56	0
MENTOR	4,596	2	66	61	2,315	0	9	2,293	41	11	22	0
ASHLAND	9,449	0	76	12	844	0	2	7,355	1,165	1	27	0
DELAWARE	9,126	1	127	3	1,746	0	2	5,050	2,235	79	74	0
MOUNT VERNON	4,922	0	149	0	1,972	0	1	2,713	37	11	42	0
SYLVANIA	4,724	0	86	9	3,803	0	4	490	53	21	38	0
ASHTABULA	3,892	1	18	4	2,597	0	9	1,165	378	83	25	0
OBERLIN	6,777	1	33	4	1,348	0	14	4,841	376	1	148	0
CIRCLEVILLE	3,241	0	53	0	530	0	0	0	2,607	18	47	0
EAST CLEVELAND	5,172	0	50	6	2,015	0	0	2,433	458	0	135	0
AUGLAIZE COUNTY	5,101	1	178	15	2,971	0	0	1,902	0	35	50	1
FAIRBORN	5,671	0	90	33	2,467	0	9	3,071	113	15	34	0
SIDNEY	4,624	2	2	0	3,109	0	0	1,287	77	13	3	0
CAMBRIDGE	5,731	0	21	0	1,127	0	4	1,729	2,836	7	10	0
STRUTHERS	923	0	73	0	470	0	6	54	11	4	293	3
PORT CLINTON	3,037	0	75	34	967	0	57	1,764	38	18	96	0
DEFIANCE	4,018	0	112	0	3,648	0	3	111	138	67	20	0
PERRYSBURG	6,385	0	48	0	1,665	0	1	4,562	74	72	7	0
CELINA	2,708	1	51	1	1,660	0	1	920	0	19	52	0
BELLEFONTAINE	4,890	0	37	0	2,353	0	2	2,397	40	0	49	0
EATON	3,848	7	8	0	792	0	17	2,917	47	32	79	0
BRYAN	6,066	0	82	0	1,177	0	10	113	4,549	152	9	0
COSHOCTON	1,545	0	25	0	1,474	0	5	0	4	16	14	0
XENIA	3,627	14	19	0	676	1	7	644	2,051	12	6	0
ZANESVILLE	2,493	0	69	0	428	0	0	1,978	0	4	5	0
MAUMEE	9,194	2	122	15	2,843	0	8	5,968	95	26	68	0
NILES	742	0	5	0	451	0	1	248	1	6	27	0
WILMINGTON	8,917	1	80	0	738	0	0	1,631	6,551	3	36	1

Table XXXX, contd.

MUNICIPAL COURTS
OTHER TRAFFIC CASES 1975

TERMINATED BY												
COURT	FILED AND REACTI- VATED	JURY TRIAL	COURT TRIAL	PRE- TRIAL	--GUILTY, NO CONTEST PLEA--		REDUCED CHARGE	VIOLA- TIONS BUREAU	UNAVAIL- ABILITY OF ACCUSED	--DISMISSAL BY--		TRANSFER TO OTHER JUDGE
					--ORIGINAL CHARGE--					R.C. 2945.73	OTHER	
					HEARING BY JUDGE	REFEREE						
STEUDEVILLE	717	0	32	0	490	0	4	0	104	8	86	0
URBANA	2,473	0	53	0	1,171	0	9	0	24	22	1	0
NEWTON FALLS	4,049	0	69	0	1,680	0	0	1,208	1,074	1	55	0
SOUTH EUCLID	2,824	2	38	2	1,282	0	1	1,142	202	0	143	0
VAN WERT CNTY	3,912	0	65	2	568	0	0	1,361	21	6	23	0
FREMONT	3,898	5	48	0	933	0	3	3,243	54	20	77	6
IRONTON	2,648	2	23	0	2,056	0	3	2,546	104	70	11	0
NAPOLEON	2,848	2	25	1	399	1	3	258	25	47	25	0
FRANKLIN	4,346	1	46	0	4,213	0	6	2,300	38	3	81	2
WASHINGTON C. H.	4,272	0	48	0	487	0	0	0	3,770	2	18	0
GALLIPOLIS	2,954	0	24	0	208	0	0	0	2,699	17	12	0
MARYSVILLE	2,863	0	74	0	494	0	1	0	102	6	77	0
EAST LIVERPOOL	1,520	0	7	0	2,000	33	1	2,083	43	32	36	0
FOSTORIA	1,488	0	27	0	811	0	0	901	18	14	9	0
HILLSBORO	1,277	2	159	0	1,107	0	0	599	20	1	39	0
UPPER SANDUSKY	4,198	0	43	0	4,182	0	1	0	36	3	2	0
KENTON	1,594	0	174	22	503	0	21	728	83	19	31	0
AVON LAKE	1,085	0	58	0	583	0	2	305	5	4	121	0
OREGON	2,235	0	39	0	1,407	0	3	656	54	1	71	0
SHELBY	860	2	7	0	839	0	6	0	6	1	9	0
VERMILION	1,434	0	39	9	676	0	11	685	16	1	39	0
CAMPBELL	343	0	14	0	311	0	0	0	5	3	5	0
FAIRFIELD	2,099	0	15	0	960	0	1	0	3	4	20	0
LEBANON	2,310	0	27	0	2,053	0	8	1,125	142	3	44	3
CONNEAUT	1,287	0	36	0	427	0	6	743	42	10	29	0
MASON	3,135	0	19	3	574	0	0	671	1,867	28	23	0
BELLEVUE	1,129	0	9	0	355	0	3	724	14	5	35	0
OAKWOOD	3,232	0	75	12	988	0	7	2,026	28	44	43	0
HURON	1,416	0	13	2	580	0	4	777	51	2	30	0
STATE TOTALS	1,024,296	243	16,556	1,885	326,395	128,961	2,969	434,131	105,598	7,110	39,912	509

Table XXXXI

Other Traffic Filings per Month

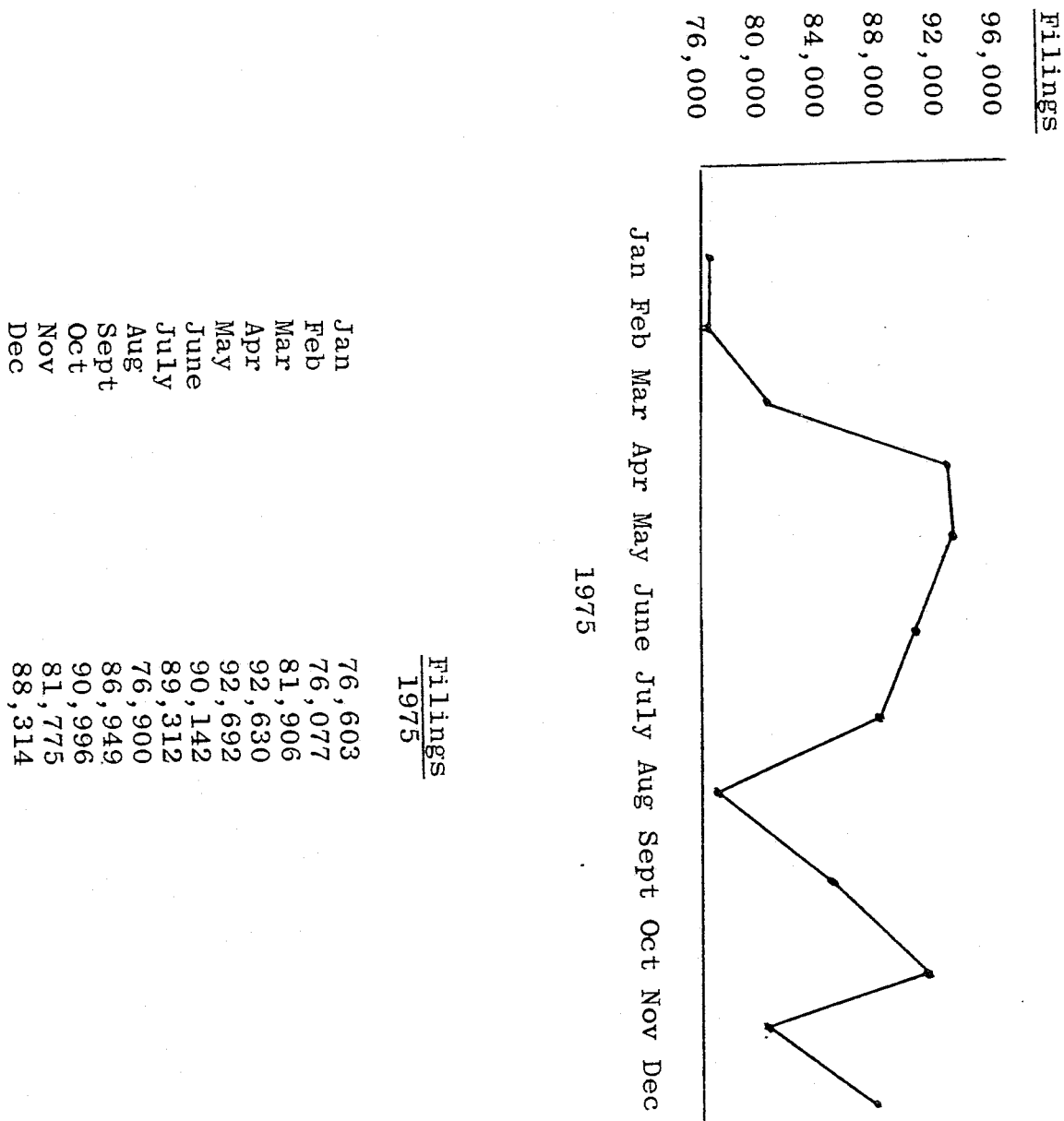


Table XXXXII

MUNICIPAL COURTS 1975
CIVIL CASES
PERSONAL INJURY AND PROPERTY DAMAGE

COURT	FILED AND REACTIVATED	JURY TRIAL	COURT TRIAL	PRETRIAL	TERMINATED BY					TRANSFER TO OTHER JUDGE
					DEFAULT HEARING BY JUDGE	DEFAULT HEARING BY REFEREE	DISMISSAL WANT OF PROSECUTION	BY OTHER DISMISSAL		
HAMILTON CNTY.	2,308	23	180	86	1,240	216	177	484	40	
FRANKLIN CNTY	1,886	7	165	42	693	0	93	911	23	
CLEVELAND	3,684	20	175	28	1	1,867	145	1,800	22	
TOLEDO	1,010	0	25	29	312	8	7	153	0	
AKRON	694	6	58	8	412	18	35	236	4	
DAYTON	690	1	49	37	183	66	107	452	180	
CANTON	434	1	0	0	176	0	0	0	0	
PARMA	215	6	25	62	66	0	3	7	3	
SPRINGFIELD	304	1	101	3	47	0	14	81	7	
YOUNGSTOWN	786	11	106	89	711	50	0	400	9	
CUYAHOGA FALLS	129	1	5	3	32	0	3	110	0	
PORTAGE	138	1	68	3	71	3	9	38	2	
ROCKY RIVER	141	5	53	20	37	0	4	42	0	
LIMA	193	0	25	13	93	0	15	70	1	
MANSFIELD	128	0	5	2	51	0	4	58	1	
LICKING CNTY.	111	4	15	12	47	0	7	56	1	
MASSILLON	129	4	18	0	46	0	0	82	3	
KETTERING	89	0	8	0	10	47	103	9	0	
WARREN	218	3	70	0	110	0	25	67	0	
GARFIELD HEIGHTS	144	0	8	5	47	0	1	57	0	
BARBERTON	91	2	13	2	45	0	4	21	1	
ELYRIA	130	0	4	20	2	50	8	32	2	
LORAIN	189	1	13	12	74	27	51	86	0	
WILLOUGHBY	149	0	12	14	61	6	16	38	1	
BEREA	150	2	11	1	30	0	5	49	0	
WAYNE	15	0	0	0	7	0	0	12	0	
MIAMI COUNTY	25	0	6	0	13	0	0	3	0	
HAMILTON	99	0	8	0	55	0	23	27	0	
BEDFORD	127	0	2	2	50	0	15	49	0	
PORTSMOUTH	54	0	4	0	20	1	0	8	0	
VANDALIA	61	0	20	0	2	11	0	27	0	
LANCASTER	59	2	11	3	22	0	15	20	0	
EUCLID	98	1	7	4	26	0	8	36	2	
MIDDLETOWN	0	0	0	0	0	0	0	0	0	
LAKEWOOD	87	3	6	0	27	0	17	52	0	
SHAKER HEIGHTS	121	4	25	11	10	1	8	39	2	
MEDINA CNTY.	0	0	0	0	0	0	0	0	0	
MARION CNTY.	85	0	11	10	31	0	0	38	0	
CHARDON	51	2	1	2	16	9	10	15	0	
LYNDHURST	75	1	15	26	20	0	1	24	2	
CHILLICOTHE	137	0	6	2	58	0	16	37	0	

Table XXXXII, contd.

MUNICIPAL COURTS 1975 CIVIL CASES PERSONAL INJURY AND PROPERTY DAMAGE									
T E R M I N A T E D B Y									
COURT	FILED AND REACTIVATED	JURY TRIAL	COURT TRIAL	PRETRIAL	DEFAULT HEARING BY JUDGE	DEFAULT HEARING BY REFEREE	DISMISSAL WANT OF PROSECUTION	BY OTHER DISMISSAL	TRANSFER TO OTHER JUDGE
CLEVELAND HTS	112	2	17	0	24	0	8	41	0
PAINESVILLE	79	0	13	10	11	0	3	24	0
MARIETTA	27	0	8	0	4	0	8	0	0
FINDLAY	11	0	3	0	1	0	0	5	0
ATHENS	34	2	3	0	11	0	0	12	0
NEW PHILADELPHIA	12	0	8	1	8	0	1	21	2
BOWLING GREEN	50	0	2	0	17	0	2	9	0
MIAMISBURG	41	0	5	0	26	0	13	35	1
ALLIANCE	76	1	6	10	36	0	0	23	0
GIRARD	67	1	7	6	28	0	0	6	0
TIFFIN	26	0	1	3	10	0	0	11	0
SANDUSKY	49	0	0	0	27	0	0	0	0
NOKWALK	3	0	14	0	35	0	4	27	0
MENTOR	80	1	0	1	5	0	0	13	0
ASHLAND	15	0	8	0	10	4	0	27	0
DELAWARE	41	0	4	0	11	0	0	12	0
MOUNT VERNON	34	2	4	0	10	0	1	33	0
SYLVANIA	48	0	10	0	49	0	9	40	0
ASHTABULA	110	1	6	5	7	0	0	3	0
OSHERLIN	16	0	0	1	0	0	0	0	0
CIRCLEVILLE	0	0	0	0	58	0	6	23	0
EAST CLEVELAND	95	0	2	3	1	0	0	5	0
AUGLAIZE COUNTY	2	0	1	5	15	0	16	3	0
FAIRBORN	40	0	0	0	7	0	0	11	0
SIDNEY	37	0	4	0	6	0	1	3	0
CAMBRIDGE	41	0	28	3	49	0	0	9	0
STRUTHERS	48	0	1	1	11	0	3	3	0
PORT CLINTON	32	0	1	0	3	7	0	19	0
DEFIANCE	3	0	1	0	1	0	0	2	0
PERRYSBURG	18	0	1	0	8	0	0	1	0
CELINA	11	0	0	0	7	0	1	7	0
BELLEFONTAINE	9	0	2	0	1	0	0	13	0
EATON	8	0	0	0	8	0	0	8	0
BRYAN	20	0	3	5	2	0	0	5	0
COSHOCOTON	4	0	0	0	4	0	25	0	0
XENIA	12	0	32	1	0	0	1	7	0
ZANESVILLE	33	0	0	3	7	0	0	20	0
MAUMEE	22	0	10	0	22	0	1	14	0
MAUMEE	55	0	10	0	11	0	0	10	0
NILES	33	0	11	0	10	0	0	3	0
WILMINGTON	20	0	0	0	6	0	0	0	0
STUEBENVILLE	11	0	3	0	0	0	0	0	0
URBANA									
STATE TOTALS	17,047	128	1,592	654	5,678	2,391	1,109	6,344	312

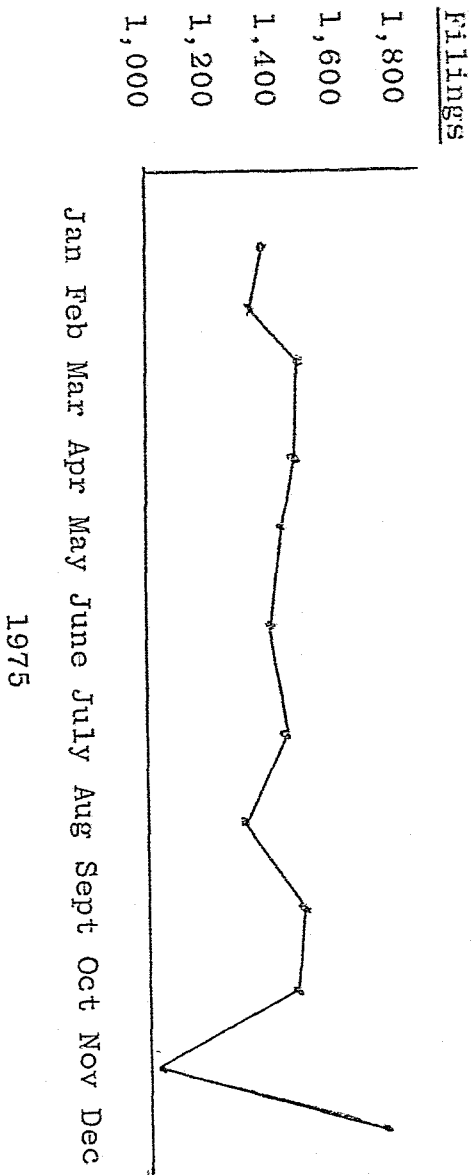
Table XXXXII, contd.

MUNICIPAL COURTS 1975 CIVIL CASES PERSONAL INJURY AND PROPERTY DAMAGE									
T E R M I N A T E D B Y									
COURT	FILED AND REACTIVATED	JURY TRIAL	COURT TRIAL	PRETRIAL	DEFAULT HEARING BY JUDGE	DEFAULT HEARING BY REFEREE	DISMISSAL WANT OF PROSECUTION	BY OTHER DISMISSAL	TRANSFER TO OTHER JUDGE
NEWTON FALLS	19	3	6	2	3	0	0	8	0
SOUTH EUCLID	38	0	2	9	17	0	2	17	0
VAN WERT CNTY	9	0	2	0	5	0	0	2	0
FREMONT	17	1	1	1	11	0	0	4	0
IRONTON	0	0	0	0	0	0	0	0	0
NAPOLEON	13	0	0	0	3	0	0	0	0
FRANKLIN	14	0	3	0	7	0	0	2	0
WASHINGTON C. H.	10	0	1	0	6	0	1	10	0
GALLIPOLIS	2	0	0	0	0	0	3	0	0
MARYSVILLE	14	0	0	0	7	0	3	0	0
EAST LIVERPOOL	26	0	6	3	27	0	8	2	0
FOSTORIA	11	0	0	0	2	0	0	1	0
HILLSBORO	9	0	5	0	0	0	0	1	0
UPPER SANDUSKY	8	0	1	0	5	0	0	1	0
KENTON	0	0	0	0	0	0	0	0	0
AVON LAKE	13	0	0	0	1	0	0	1	0
OREGON	16	1	1	0	4	0	0	4	0
SHELBY	0	0	0	0	0	0	0	9	0
VERMILION	7	0	0	0	3	0	0	0	0
CAMPBELL	31	0	0	1	27	0	9	7	0
FAIRFIELD	16	0	1	0	13	0	0	1	0
LEBANON	18	0	4	1	6	0	0	9	0
CONNEAUT	24	1	3	6	3	0	0	0	0
MASON	8	0	0	0	4	0	2	0	0
BELLEVUE	0	0	0	0	0	0	0	0	0
CAKWOOD	2	0	0	0	0	0	0	0	0
HURON	3	0	0	0	0	0	0	2	0
STATE TOTALS	17,047	128	1,592	654	5,678	2,391	1,109	6,344	312

Table XXXXIII

Personal Injury and Property Damage

Filings per Month



Jan	1,399
Feb	1,387
Mar	1,492
Apr	1,453
May	1,421
June	1,399
July	1,422
Aug	1,307
Sept	1,492
Oct	1,435
Nov	1,050
Dec	1,790

Filings
1975

1975

Table XXXXIV

MUNICIPAL COURTS 1975
CIVIL CASES
CONTRACTS

TERMINATED BY

COURT	FILED AND REACTIVATED	JURY TRIAL	COURT TRIAL	PRETRIAL	DEFAULT HEARING BY JUDGE	DEFAULT HEARING BY REFEREE	DISMISSAL WANT OF PROSECUTION	BY OTHER DISMISSAL	TRANSFER TO OTHER JUDGE
HAMILTON CNTY.	18,847	8	385	241	12,839	2,315	1,394	1,569	98
FRANKLIN CNTY	17,380	11	541	142	8,539	0	355	2,915	45
CLEVELAND	27,168	5	347	77	9	20,526	283	3,849	32
TOLEDO	18,034	3	118	202	11,513	853	1,413	2,149	1
AKRON	9,822	6	365	29	6,134	132	311	1,587	8
DAYTON	6,894	0	75	77	791	346	776	5,444	346
CANTON	4,487	0	1	0	4,496	0	0	0	0
PARMA	1,103	6	82	182	754	0	15	23	8
SPRINGFIELD	5,230	0	130	7	3,879	0	564	664	9
YOUNGSTOWN	2,395	1	113	109	3,767	319	0	390	2
CUYAHOGA FALLS	1,473	1	52	8	848	0	65	602	0
PORTAGE	1,614	2	229	9	1,026	25	105	177	9
ROCKY RIVER	332	1	104	18	119	0	10	131	1
LIMA	2,057	1	49	22	1,542	0	107	357	0
MANSFIELD	404	0	7	1	208	0	11	107	0
LICKING CNTY.	636	1	18	25	401	0	8	275	2
MASSILLON	1,225	1	35	0	982	0	0	217	9
KETTERING	395	0	69	0	77	152	592	21	0
WARREN	1,730	2	156	0	1,187	0	111	242	0
GARFIELD HEIGHTS	642	1	16	7	309	2	5	133	5
BARBERTON	776	0	28	6	511	0	14	107	6
ELYRIA	1,358	1	80	90	144	716	37	279	8
LORAIN	1,250	0	54	48	713	287	106	257	0
WILLOUGHBY	261	2	24	22	115	25	40	80	1
BEREA	825	4	32	0	468	0	14	140	5
WAYNE	640	0	0	0	450	0	0	118	0
MIAMI COUNTY	386	1	19	2	193	0	0	58	1
HAMILTON	3,304	0	25	0	2,550	0	659	501	0
BEDFORD	1,342	1	28	21	815	0	95	233	0
PORTSMOUTH	1,038	0	8	0	741	3	2	126	0
VANDALIA	284	0	84	0	17	83	0	489	0
LANCASTER	509	4	55	35	331	0	113	182	2
EUCLID	979	2	46	7	683	0	31	144	4
MIDDLETOWN	1	0	0	0	0	0	1	0	0
LAKEWOOD	865	2	48	2	635	0	66	155	0
SHAKER HEIGHTS	967	4	154	67	375	19	33	178	7
MEDINA CNTY.	0	0	0	0	0	0	0	0	0
MARION CNTY.	254	0	4	5	177	0	17	26	0
CHARDON	608	1	27	18	201	123	18	92	0
LYNDHURST	760	0	89	165	346	0	10	142	2
CHILLICOTHE	1,770	0	4	0	1,146	0	113	269	2

Table XXXIV, contd.

MUNICIPAL COURTS 1975
CIVIL CASES
CONTRACTS

TERMINATED BY

COURT	FILED AND REACTIVATED	JURY TRIAL	COURT TRIAL	PRETRIAL	DEFAULT HEARING BY JUDGE	DEFAULT HEARING BY REFEREE	DISMISSAL WANT OF PROSECUTION	BY OTHER DISMISSAL	TRANSFER TO OTHER JUDGE
CLEVELAND HTS	583	0	72	0	336	1	19	138	0
PAINESVILLE	982	0	43	50	436	0	13	381	0
MARIETTA	220	3	8	2	159	0	56	3	0
FINDLAY	483	0	33	15	213	0	28	254	0
ATHENS	93	1	8	0	77	0	1	30	2
NEW PHILADELPHIA	100	0	17	0	70	0	3	22	0
BOWLING GREEN	316	1	6	15	208	0	5	61	1
MIANISBURG	85	0	5	0	36	0	0	9	0
ALLIANCE	1,573	0	19	39	1,501	0	59	216	0
GIRARD	393	0	21	14	254	0	3	47	0
TIFFIN	238	0	30	19	151	0	17	60	0
SANDUSKY	734	0	6	10	425	0	1	57	1
NORWALK	0	0	0	0	0	0	0	0	0
MENTOR	552	2	74	42	346	0	39	213	2
ASHLAND	194	0	2	5	121	0	42	81	0
DELAWARE	363	0	17	0	183	39	34	123	0
MOUNT VERNON	111	0	5	0	50	0	0	20	0
SYLVANIA	239	0	15	20	619	2	2	99	0
ASHTABULA	659	1	10	20	521	0	29	106	0
OBERLIN	278	0	5	5	230	0	4	56	0
CIRCLEVILLE	156	0	0	0	8	0	0	34	0
EAST CLEVELAND	773	0	5	19	584	0	70	63	0
AUGLAIZE COUNTY	1	0	0	0	0	0	0	1	0
FAIRBORN	201	0	7	8	129	0	95	12	0
SIDNEY	60	0	0	0	24	0	0	3	0
CAMBRIDGE	299	0	8	0	2	0	0	264	0
STRUTHERS	221	0	114	0	343	0	2	20	0
PORT CLINTON	278	2	20	10	254	0	15	51	0
DEFIANCE	351	2	33	2	284	0	5	88	0
PERRYSBURG	293	0	8	14	33	119	29	90	0
CELINA	99	0	4	0	65	1	49	13	0
BELLEFONTAINE	245	1	19	28	177	0	41	55	1
EATON	94	0	7	3	37	0	20	52	0
BRYAN	231	0	15	0	137	0	8	82	0
COSHOCTON	198	0	8	8	95	0	3	33	0
XENIA	235	2	0	0	94	0	3	10	0
ZANESVILLE	412	0	327	4	42	0	34	19	0
MAJHEE	211	0	4	0	171	0	0	56	1
NILES	388	0	6	1	266	0	18	71	0
WILMINGTON	183	0	21	0	131	0	6	31	0
STUEBENVILLE	84	0	0	0	43	0	0	9	0
URBANA	120	0	5	0	84	0	30	11	0

Table XXXIV, contd.

MUNICIPAL COURTS 1975
CIVIL CASES
CONTRACTS

TERMINATED BY

COURT	FILED AND REACTIVATED	JURY TRIAL	COURT TRIAL	PRETRIAL	DEFAULT HEARING BY JUDGE	DEFAULT HEARING BY REFEREE	DISMISSAL WANT OF PROSECUTION	BY OTHER DISMISSAL	TRANSFER TO OTHER JUDGE
NEWTON FALLS	118	0	24	2	33	0	1	42	0
SOUTH EUCLID	208	0	18	47	101	0	7	68	0
VAN WERT CNTY	112	0	22	0	96	0	5	14	0
FREMONT	307	2	4	0	263	0	9	33	0
IRONTON	0	0	0	0	0	0	0	0	0
NAPOLEON	109	0	2	0	66	0	0	12	0
FRANKLIN	167	0	4	1	98	0	5	67	0
WASHINGTON C. H.	255	0	7	0	198	0	4	38	0
GALLIPOLIS	4	0	0	0	0	0	0	0	0
MARYSVILLE	48	0	1	0	33	1	1	5	0
EAST LIVERPOOL	230	0	20	1	369	0	66	16	0
FOSTORIA	214	0	2	1	135	0	711	54	0
HILLSBORO	56	0	26	0	0	0	0	14	0
UPPER SANDUSKY	13	0	0	0	5	0	0	3	0
KENTON	0	0	0	0	65	0	22	14	0
AVON LAKE	108	0	7	0	44	0	1	38	0
OREGON	139	0	4	0	100	0	0	27	0
SHELBY	0	0	0	0	0	0	0	0	0
VERMILION	144	0	6	6	59	0	3	62	0
CAMPBELL	85	0	4	0	77	0	15	24	0
FAIRFIELD	272	0	37	0	497	0	0	39	0
LEBANON	24	0	0	0	15	0	0	3	0
CONNEAUT	133	2	5	2	90	0	3	26	0
MASON	15	0	1	0	5	0	1	1	0
BELLEVUE	5	0	0	0	4	0	0	0	0
OAKWOOD	5	0	1	0	0	0	1	1	0
HURON	17	0	1	0	0	0	1	16	0
STATE TOTALS	156,162	95	4,904	2,057	81,323	26,089	9,133	28,089	626

Table XXXV

Contract Filings per Month

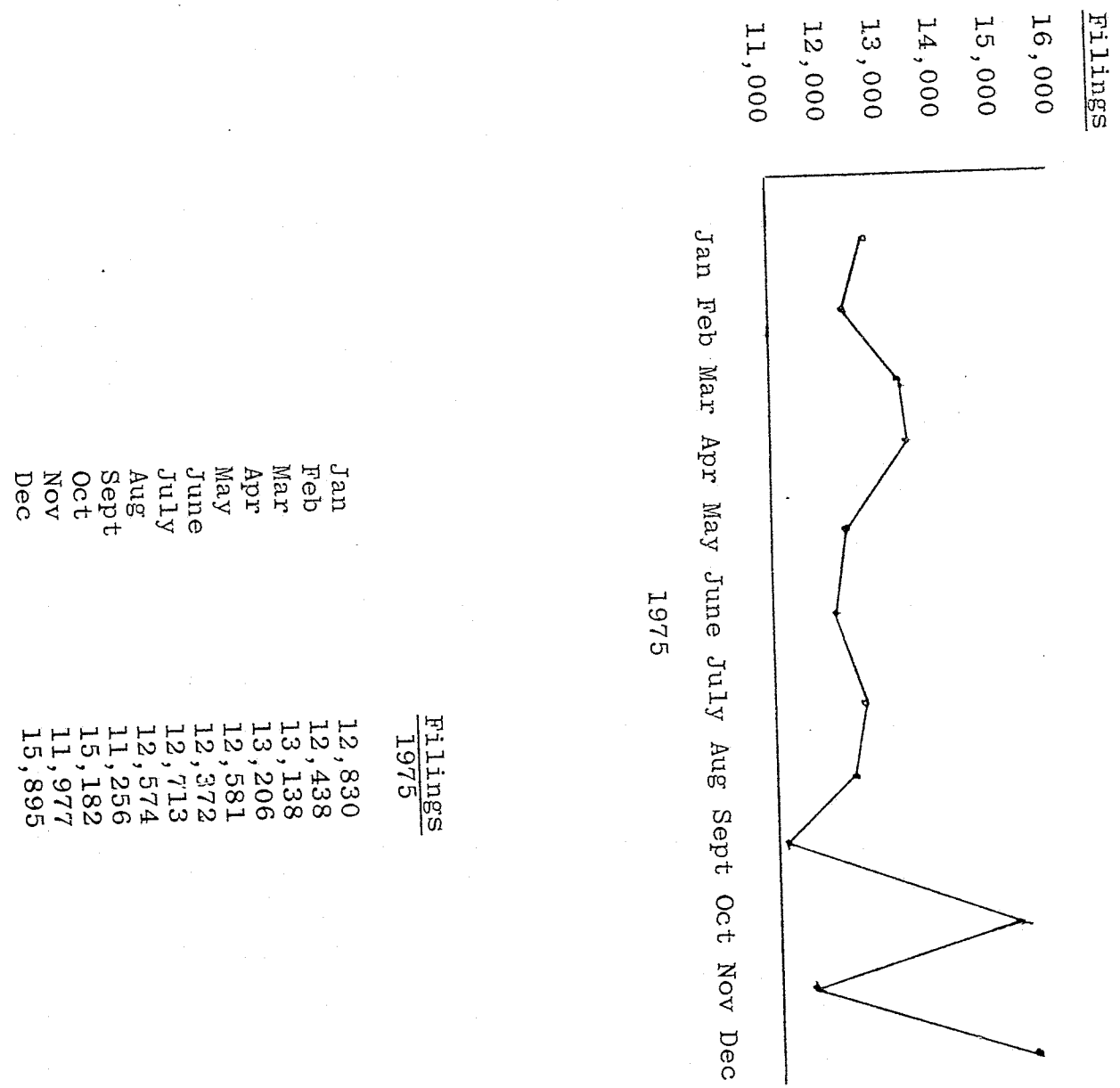


Table XXXVI

MUNICIPAL COURTS 1975
CIVIL CASES
F.E.O.

COURT	FILED AND REACTIVATED	JURY TRIAL	COURT TRIAL	PRETRIAL	TERMINATED BY				
					DEFAULT HEARING BY JUDGE	DEFAULT HEARING BY REFEREE	DISMISSAL WANT OF PROSECUTION	BY OTHER DISMISSAL	TRANSFER TO OTHER JUDGE
HAMILTON CNTY.	7,178	10	71	67	3,132	830	1,764	941	16
FRANKLIN CNTY	7,028	2	22	10	370	4,226	2,793	388	4
CLEVELAND	6,040	3	10	1	27	3,682	393	1,558	3
TOLEDO	1,794	0	0	3	675	84	5	282	0
AKRON	1,875	0	34	3	549	481	91	496	2
DAYTON	1,709	0	4	1	157	157	509	992	17
CANTON	637	0	0	0	70	651	0	0	0
PARMA	412	0	2	4	404	0	0	2	1
SPRINGFIELD	386	0	6	0	72	0	111	107	0
YOUNGSTOWN	422	0	213	23	359	17	0	140	2
CUYAHOGA FALLS	210	0	3	2	91	0	21	99	0
PORTAGE	352	0	17	1	141	16	41	92	0
ROCKY RIVER	201	1	125	0	12	0	29	33	1
LIMA	194	0	4	1	77	0	11	132	0
MANSFIELD	123	1	0	0	48	0	1	90	0
LICKING CNTY.	107	0	5	0	53	0	1	74	1
MASSILLON	208	1	1	0	104	0	0	119	0
KETTERING	119	0	6	0	6	34	161	8	0
WARREN	366	0	22	0	142	0	20	144	0
GARFIELD HEIGHTS	124	0	3	0	1	66	1	36	1
BARBERTON	154	0	32	1	89	0	0	49	2
ELYRIA	467	0	8	2	4	163	23	252	0
LORAIN	532	0	32	16	127	61	97	181	0
WILLOUGHBY	233	0	0	0	138	51	0	35	0
BEREA	233	2	35	0	67	0	19	118	0
WAYNE	63	0	0	0	28	0	3	14	0
MIAMI COUNTY	59	0	21	0	17	0	0	22	1
HAMILTON	202	0	2	0	107	0	303	32	0
BEDFORD	640	0	0	0	327	0	19	303	0
PORTSMOUTH	73	1	47	0	2	1	0	14	6
VANDALIA	182	0	21	0	1	27	0	301	0
LANCASTER	102	0	6	22	20	0	17	124	0
EUCLID	643	0	2	1	479	0	7	132	0
MIDDLETOWN	143	0	0	0	121	0	1	7	0
LAKEWOOD	217	0	2	0	116	0	25	54	0
SHAKER HEIGHTS	62	2	41	0	7	0	8	10	0
MEDINA CNTY.	128	0	0	0	23	0	0	117	0
MARION CNTY.	105	0	0	0	61	0	188	47	0
CHARDON	48	2	5	0	18	1	4	4	0
LYNDHURST	98	1	23	8	28	0	2	39	2
CHILLICOTHE	94	0	0	0	61	0	7	50	0

Table XXXXVI, contd.

MUNICIPAL COURTS 1975
CIVIL CASES
F.E.D.

T E R M I N A T E D B Y										
	FILED AND REACTIVATED	JURY TRIAL	COURT TRIAL	PRETRIAL	DEFAULT HEARING BY JUDGE	DEFAULT HEARING BY REFEREE	DISMISSAL WANT OF PROSECUTION	BY OTHER DISMISSAL	TRANSFER TO OTHER JUDGE	
COURT					80	0	2	21		0
CLEVELAND HTS	141	0	3	0	41	0	4	14		2
PAINESVILLE	102	0	49	0	10	0	4	1		0
MARIETTA	28	0	8	0	2	0	0	31		0
FINDLAY	46	0	0	0	21	0	0	14		0
ATHENS	36	0	0	0	18	0	0	5		0
NEW PHILADELPHIA	31	0	0	0	28	0	0	14		1
BOWLING GREEN	43	0	0	0	0	0	0	0		0
MIAMISBURG	0	0	0	0	29	0	2	43		0
ALLIANCE	54	0	9	2	41	0	1	23		1
GIRARD	74	0	2	2	27	0	1	16		0
TIFFIN	32	0	0	9	48	0	0	12		0
SANDUSKY	99	0	0	1	12	0	0	6		0
NORWALK	38	0	0	0	81	0	6	96		0
MENTOR	195	0	16	0	17	0	1	15		0
ASHLAND	37	0	0	0	50	3	2	21		0
DELAWARE	75	0	0	0	16	0	0	4		0
MOUNT VERNON	24	0	0	0	45	0	0	46		1
SYLVANIA	108	0	2	0	36	0	8	16		0
ASHTABULA	58	0	1	0	18	0	14	25		0
CBERLIN	86	0	0	0	60	0	0	1		0
CIRCLEVILLE	76	0	0	0	653	0	27	182		0
EAST CLEVELAND	903	0	0	0	10	0	0	2		0
AUGLAIZE COUNTY	15	0	2	0	16	0	28	2		0
FAIRBORN	52	0	0	0	4	0	2	6		0
SIDNEY	29	0	0	0	17	0	0	16		0
CAMBRIDGE	38	0	0	0	9	0	0	2		0
STRUTHERS	14	0	5	0	10	0	5	3		0
PORT CLINTON	22	0	4	0	16	0	2	9		0
DEFIANCE	25	0	9	0	0	46	6	12		0
PERRYSBURG	62	0	0	0	2	0	1	4		0
CELINA	6	0	0	0	11	0	3	6		1
BELLEFONTAINE	9	0	0	1	1	0	5	11		0
EATON	22	0	0	1	6	0	0	9		0
BRYAN	15	0	2	0	4	0	0	2		0
COSHOCTON	9	0	1	0	28	0	0	4		0
XENIA	55	0	0	0	5	0	0	9		0
ZANESVILLE	124	0	109	0	25	0	0	0		0
MAUMEE	34	0	3	0	0	0	0	0		0
NILES	0	0	0	0	56	0	1	9		0
WILMINGTON	65	0	0	0	26	0	0	16		0
STEUBENVILLE	53	0	1	0	26	0	78	5		0
URBANA	35	0	3	0						

Table XXXXVI, contd.

MUNICIPAL COURTS 1975
CIVIL CASES
F.E.D.

601

					T E R M I N A T E D B Y					
COURT	FILED AND REACTIVATED	JURY TRIAL	COURT TRIAL	PRETRIAL	DEFAULT HEARING BY JUDGE	DEFAULT HEARING BY REFEREE	DISMISSAL WANT OF PROSECUTION	BY OTHER DISMISSAL	TRANSFER TO OTHER JUDGE	
NEWTON FALLS	21	0	6	0	6	0	0	6	0	
SOUTH EUCLID	18	0	1	0	7	1	0	8	0	
VAN WERT CNTY	12	0	2	0	9	0	0	4	0	
FREMONT	31	2	4	0	23	0	1	6	0	
IRONTON	20	0	0	0	16	0	4	2	0	
NAPOLEON	10	0	2	0	4	1	0	1	0	
FRANKLIN	57	0	1	0	47	0	1	8	0	
WASHINGTON C. H.	40	0	1	0	29	0	0	9	0	
GALLIPOLIS	6	0	0	0	3	0	21	3	0	
MARYSVILLE	24	0	1	0	15	1	3	1	0	
EAST LIVERPOOL	16	0	2	0	16	0	6	8	0	
FOSTORIA	18	0	8	0	16	0	0	2	0	
HILLSBORO	18	0	7	0	1	0	0	11	1	
UPPER SANDUSKY	5	1	0	0	4	0	1	0	0	
KENTON	7	0	0	0	6	0	0	0	0	
AVON LAKE	7	0	0	0	5	0	0	1	0	
CREGON	38	0	3	0	11	1	0	21	0	
SHELBY	0	0	0	0	0	0	0	0	0	
VERMILION	2	0	1	0	1	0	0	0	0	
CAMPBELL	20	0	2	0	15	0	1	12	0	
FAIRFIELD	80	0	4	0	58	0	0	21	0	
LEBANON	43	0	1	0	9	0	0	29	0	
CONNEAUT	7	0	0	0	4	0	0	1	0	
MASON	20	0	0	0	5	0	8	4	0	
BELLEVUE	0	0	0	0	0	0	0	0	0	
OAKWOOD	2	0	0	0	2	0	2	0	0	
HURON	6	0	0	0	3	0	0	10	0	
STATE TOTALS	37,461	29	1,100	183	10,251	10,601	6,926	8,543	66	

Table XXXVII

FED Filings per Month

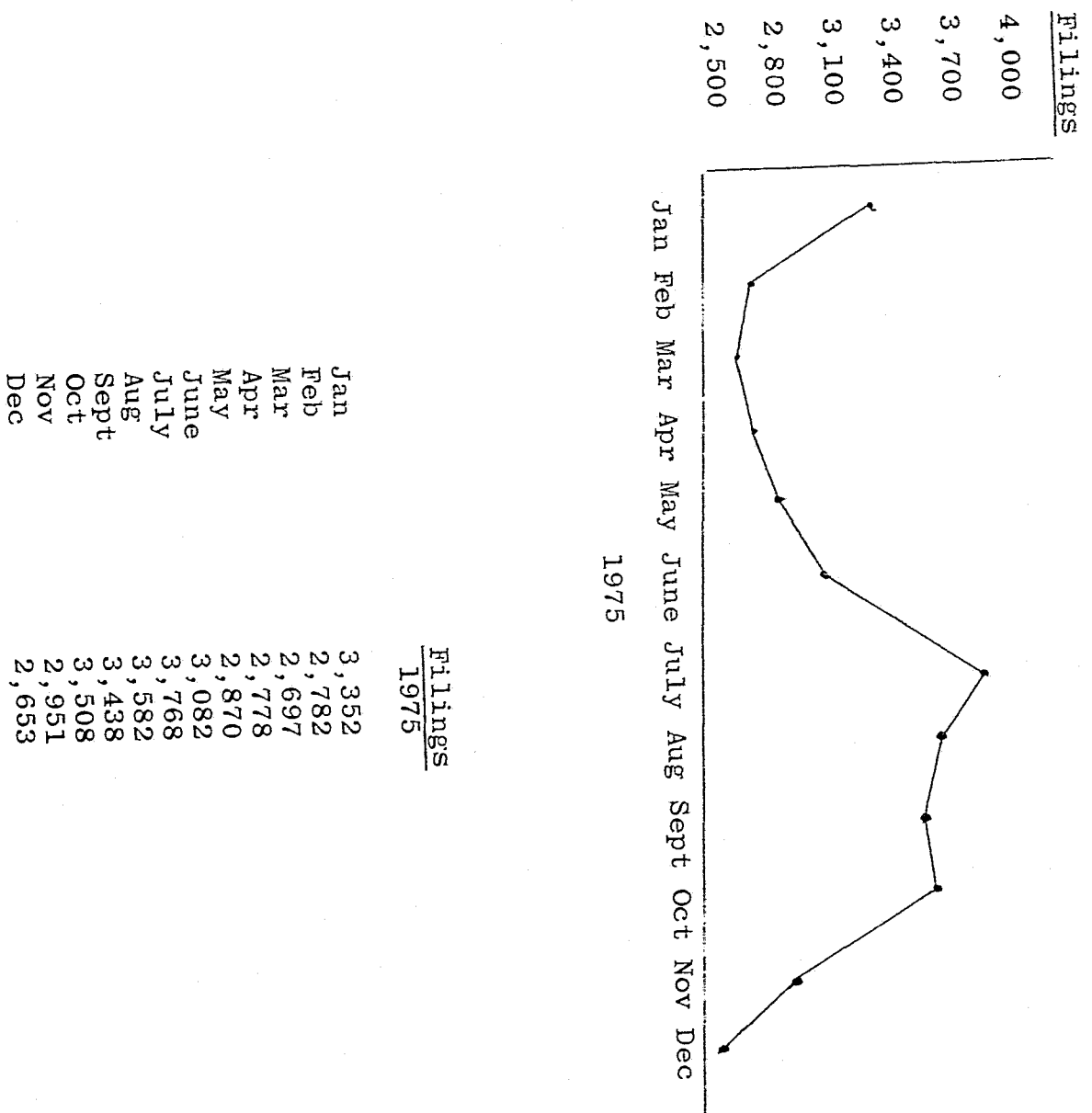


Table XXXVIII

MUNICIPAL COURTS 1975
CIVIL CASES
OTHER CIVIL

COURT	FILED AND REACTIVATED	JURY TRIAL	COURT TRIAL	PRETRIAL	TERMINATED BY				
					DEFAULT HEARING BY JUDGE	DEFAULT HEARING BY REFEREE	DISMISSAL WANT OF PROSECUTION	BY OTHER DISMISSAL	TRANSFER TO OTHER JUDGE
HAMILTON CNTY.	2,866	5	83	22	1,946	360	140	299	57
FRANKLIN CNTY	1,655	5	116	16	1,806	19	1,643	1,075	12
CLEVELAND	1,490	7	74	13	2	265	68	1,291	18
TOLEDO	53	1	1	9	2	0	0	13	0
AKRON	489	0	19	3	99	12	15	52	2
DAYTON	1,021	0	73	44	228	121	350	1,182	145
CANTON	392	0	0	1	231	0	0	0	0
PARMA	101	0	50	2	40	0	2	21	0
SPRINGFIELD	36	1	8	0	15	0	11	8	0
YOUNGSTOWN	372	0	86	20	549	16	12	108	0
CUYAHOGA FALLS	12	0	0	0	5	0	0	11	0
PORTAGE	28	0	1	0	8	1	2	8	2
ROCKY RIVER	622	1	175	13	290	0	22	137	2
LIMA	35	0	4	0	14	0	3	13	0
MANSFIELD	1,230	0	26	9	860	0	44	507	1
LICKING CNTY.	62	0	30	17	40	0	6	61	1
MASSILLON	18	0	1	0	3	0	0	8	0
KETTERING	77	0	2	0	2	31	43	4	0
WARREN	143	0	45	0	40	0	12	28	0
GARFIELD HEIGHTS	18	0	3	0	1	1	1	9	0
BARBERTON	46	0	29	2	38	0	5	19	3
ELYRIA	10	0	2	1	0	2	1	1	0
LORAIN	50	0	9	1	5	3	8	22	0
WILLOUGHBY	845	5	37	28	331	42	77	246	2
BEREA	36	0	3	0	4	0	3	10	0
WAYNE	31	0	0	0	1	0	0	31	0
MIAMI COUNTY	233	0	31	2	190	0	21	52	1
HAMILTON	19	0	0	0	14	0	40	1	0
BEDFORD	60	0	1	0	18	0	1	12	0
PORTSMOUTH	66	0	9	0	2	0	0	13	0
VANDALIA	34	0	2	0	0	2	0	29	1
LANCASTER	66	2	39	3	16	1	16	52	2
EUCLID	22	0	5	0	8	0	0	9	0
MIDDLETOWN	1,613	1	0	0	1,305	0	2	103	1
LAKEWOOD	33	0	1	0	19	0	1	14	0
SHAKER HEIGHTS	51	1	19	2	1	0	3	21	0
MEDINA CNTY.	826	6	0	0	31	0	0	780	9
MARION CNTY.	741	10	23	14	620	4	821	218	0
CHARDON	103	0	0	0	43	0	1	19	0
LYNDHURST	10	1	5	8	6	0	0	3	0
CHILLICOTHE	268	0	0	0	94	0	9	253	0

Table XXXXVIII, contd.

MUNICIPAL COURTS 1975
CIVIL CASES
OTHER CIVIL

TERMINATED BY

COURT	FILED AND REACTIVATED	JURY TRIAL	COURT TRIAL	PRETRIAL	DEFAULT HEARING BY JUDGE	DEFAULT HEARING BY REFEREE	DISMISSAL WANT OF PROSECUTION	BY OTHER DISMISSAL	TRANSFER TO OTHER JUDGE
CLEVELAND HTS	20	0	1	0	7	0	3	3	0
PAINESVILLE	21	0	2	1	6	0	1	6	0
MARIETTA	0	0	1	0	0	0	0	0	0
FINDLAY	37	0	3	0	3	0	1	17	0
ATHENS	161	0	5	1	79	0	3	75	2
NEW PHILADELPHIA	5	0	0	0	4	0	0	1	0
BOWLING GREEN	4	0	0	0	2	0	0	1	0
MIAMISBURG	258	0	11	0	98	0	7	47	12
ALLIANCE	37	0	3	2	11	0	0	13	0
GIRARD	13	0	1	1	5	0	0	3	0
TIFFIN	7	0	1	9	2	0	1	1	0
SANDUSKY	13	0	1	0	0	0	1	10	0
NORWALK	282	0	3	0	205	0	0	40	2
MENTOR	10	0	3	1	8	0	0	3	0
ASHLAND	8	0	1	0	1	0	0	4	0
DELAWARE	72	1	11	1	20	7	22	41	0
MOUNT VERNON	249	1	8	2	160	0	32	83	2
SYLVANIA	6	0	1	0	1	0	0	4	0
ASHTABULA	15	0	1	0	40	0	0	15	0
OBERLIN	2	0	0	0	2	0	0	1	0
CIRCLEVILLE	15	0	0	0	0	0	0	0	0
EAST CLEVELAND	13	0	0	0	14	0	1	3	0
AUGLAIZE COUNTY	104	0	19	1	58	0	11	9	0
FAIRBORN	3	0	2	1	6	0	10	3	0
SIDNEY	207	0	7	1	82	0	0	57	4
CAMBRIDGE	10	0	0	0	4	0	0	4	0
STRUTHERS	8	0	5	0	5	40	1	1	0
PORT CLINTON	23	0	4	2	11	0	3	5	0
DEFIANCE	1	0	1	0	0	0	1	3	0
PERRYSBURG	5	0	0	1	3	1	1	4	0
CELINA	8	0	0	0	4	0	1	1	0
BELLEFONTAINE	2	0	0	1	0	0	0	5	0
EATON	14	0	2	0	0	0	2	9	0
BRYAN	5	0	1	0	0	0	0	0	0
COSHOCTON	3	0	8	4	27	0	3	18	0
XENIA	8	0	0	0	1	0	0	0	0
ZANESVILLE	10	0	11	0	0	0	11	14	0
MAUMEE	25	0	5	0	0	0	0	6	0
NILES	0	0	0	0	17	0	1	1	0
WILMINGTON	24	0	3	0	22	0	2	6	0
STEUBENVILLE	639	0	1	0	459	0	0	251	0
URBANA	14	0	0	0	8	0	403	3	0

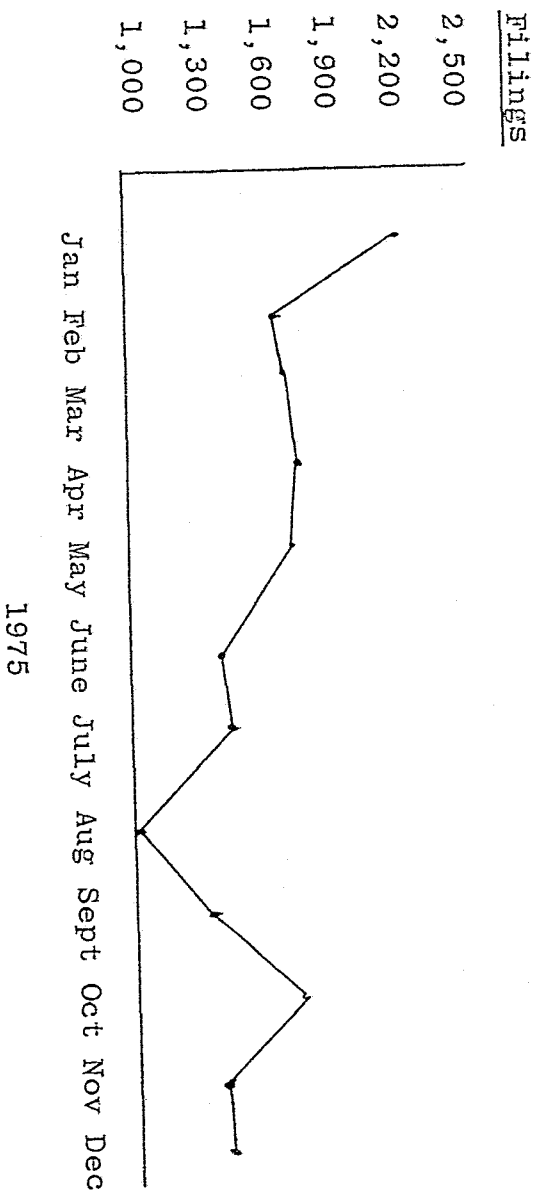
Table XXXXVIII, contd.

MUNICIPAL COURTS 1975
CIVIL CASES
OTHER CIVIL

TERMINATED BY

COURT	FILED AND REACTIVATED	JURY TRIAL	COURT TRIAL	PRETRIAL	DEFAULT HEARING BY JUDGE	DEFAULT HEARING BY REFEREE	DISMISSAL WANT OF PROSECUTION	BY OTHER DISMISSAL	TRANSFER TO OTHER JUDGE
NEWTON FALLS	72	0	9	0	1	0	0	59	0
SOUTH EUCLID	5	0	1	0	2	0	0	1	0
VAN WERT CNTY	17	1	5	0	12	0	0	2	0
FREMONT	18	0	3	0	7	0	0	19	0
IRONTON	106	0	0	0	56	0	7	1	0
NAPOLEON	1	0	0	0	1	0	0	0	0
FRANKLIN	1	0	0	0	0	0	0	0	0
WASHINGTON C. H.	6	0	1	0	3	0	0	0	0
GALLIPOLIS	30	0	0	0	8	0	0	1	0
MARYSVILLE	89	0	3	0	60	0	68	14	0
EAST LIVERPOOL	31	0	1	0	33	0	6	8	0
FOSTORIA	12	0	2	0	2	0	6	18	0
HILLSBORO	10	0	5	0	2	0	0	3	0
UPPER SANDUSKY	56	0	4	0	36	0	0	5	2
KENTON	125	0	5	0	112	4	16	13	0
AVON LAKE	26	0	17	0	16	0	0	7	0
OREGON	5	0	0	0	0	0	0	24	0
SHELBY	103	0	2	8	60	0	0	3	0
VERMILION	0	0	0	0	0	0	0	2	0
CAMPBELL	11	0	0	0	9	0	0	0	0
FAIRFIELD	11	0	2	0	8	0	0	2	0
LEBANON	127	0	9	3	76	4	4	30	1
CONNEAUT	3	0	0	0	2	0	0	1	0
MASON	34	0	3	0	5	0	5	6	0
BELLEVUE	120	0	2	3	95	0	6	22	0
OAKWOOD	15	0	2	0	6	0	7	5	0
HURON	28	0	5	0	2	0	4	41	0
STATE TOTALS	19,306	49	1,220	273	10,916	936	4,034	7,803	284

Table XXXXIX
Other Civil Filings per Month



Filings	
1975	
Jan	2,213
Feb	1,651
Mar	1,697
Apr	1,769
May	1,661
June	1,462
July	1,540
Aug	1,293
Sept	1,509
Oct	1,662
Nov	1,406
Dec	1,443

Table XXXXX

MUNICIPAL COURTS 1975
SMALL CLAIMS CASES

TERMINATED BY

- 115 -

COURT	FILED	HEARING BY JUDGE	HEARING BY REFEREE	DISMISSAL WANT OF PROSECUTION	OTHER DISMISSAL	TRANSFER TO REGULAR CIVIL DOCKET
HAMILTON CNTY.	5,839	0	5,152	137	311	34
FRANKLIN CNTY	2,889	160	1,695	221	634	84
CLEVELAND	4,465	0	3,129	402	470	46
TOLEDO	2,121	1	1,126	0	766	0
AKRON	2,045	391	926	134	398	4
DAYTON	1,413	0	977	269	190	53
CANTON	1,328	103	1,131	0	0	0
PARMA	736	0	661	0	0	7
SPRINGFIELD	606	305	0	164	142	52
YOUNGSTOWN	5,497	0	5,404	0	0	0
CUYAHOGA FALLS	524	0	226	30	245	10
PORTAGE	1,122	147	777	54	96	26
ROCKY RIVER	453	0	470	0	0	10
LIMA	750	472	0	5	246	11
MANSFIELD	1,740	561	561	110	623	5
LICKING CNTY.	1,207	518	300	52	319	7
MASSILLON	691	417	0	0	247	23
KETTERING	353	1	198	108	37	15
WARREN	2,447	105	2,011	213	209	14
GARFIELD HEIGHTS	390	8	213	3	103	10
BARBERTON	465	372	9	0	119	2
ELYRIA	1,143	5	644	74	490	5
LORAIN	789	136	384	61	136	43
WILLOUGHBY	459	0	499	0	0	3
BEREA	552	0	544	10	0	0
WAYNE	1,030	447	0	41	462	6
MIAMI COUNTY	632	351	0	5	161	27
HAMILTON	566	0	348	2	189	1
BEDFORD	498	0	338	50	92	6
PORTSMOUTH	1,076	0	701	2	331	0
VANDALIA	254	0	104	4	97	11
LANCASTER	1,021	0	596	48	397	0
EUCLID	246	1	172	19	49	7
MIDDLETOWN	795	773	0	5	84	0
LAKEWOOD	327	15	121	20	158	10
SHAKER HEIGHTS	562	95	224	54	143	14
MEDINA CNTY.	714	9	472	35	194	3
MARION CNTY.	268	219	66	488	75	0
CHARDON	395	2	200	13	86	2
LYNDHURST	340	258	0	18	48	1
CHILLICOTHE	1,046	64	520	2	413	4

Table XXXXX, contd.

MUNICIPAL COURTS 1975
SMALL CLAIMS CASES

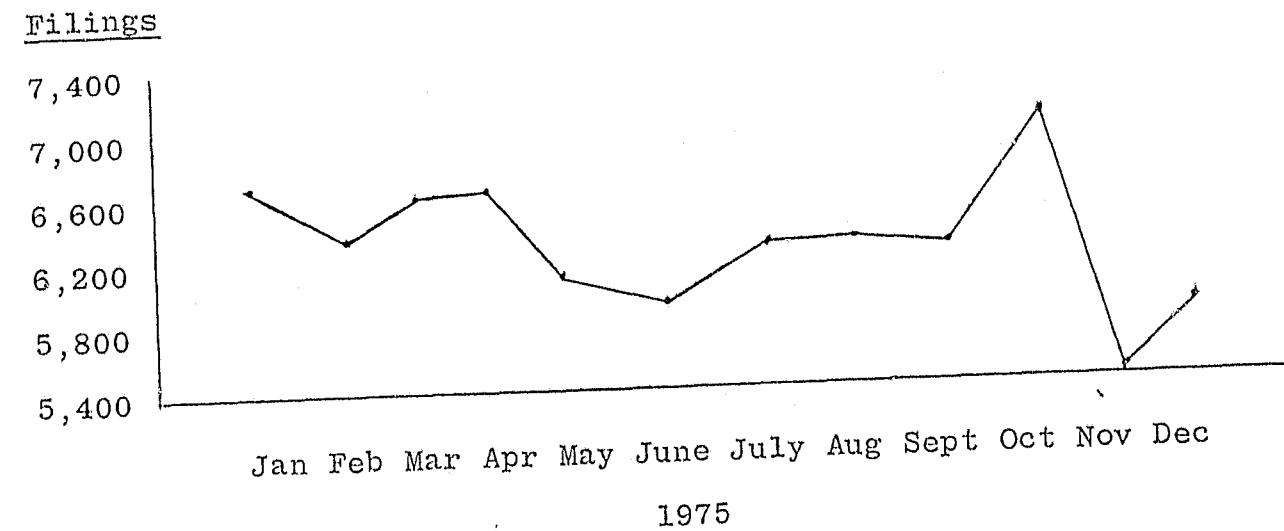
T E R M I N A T E D B Y						
COURT	FILED	HEARING BY JUDGE	HEARING BY REFEREE	DISMISSAL WANT OF PROSECUTION	OTHER DISMISSAL	TRANSFER TO REGULAR CIVIL DOCKET
CLEVELAND HTS	525	48	504	6	0	0
PAINESVILLE	187	155	0	23	20	2
MARIETTA	748	431	0	317	0	1
FINDLAY	662	1	413	70	133	4
ATHENS	648	273	0	0	378	3
NEW PHILADELPHIA	753	538	0	9	176	15
BOWLING GREEN	454	53	249	4	129	7
MIAMISBURG	160	77	0	0	45	63
ALLIANCE	302	221	0	73	41	4
GIRARD	500	0	342	4	125	2
TIFFIN	428	171	0	11	185	38
SANDUSKY	1,468	702	275	3	476	11
NORWALK	361	167	3	0	81	11
MENTOR	281	151	15	9	108	0
ASHLAND	940	1	489	469	437	4
DELAWARE	697	47	185	51	334	31
MOUNT VERNON	258	140	0	11	94	1
SYLVANIA	333	163	0	3	155	4
ASHTABULA	316	235	0	42	42	1
OVERLIN	359	187	0	3	165	0
CIRCLEVILLE	835	801	0	0	0	0
EAST CLEVELAND	274	192	0	38	52	1
AUGLAIZE COUNTY	351	174	0	61	61	31
FAIRBORN	351	0	173	126	41	3
SIDNEY	682	338	31	3	302	3
CAMBRIDGE	682	68	1	0	704	1
STRUTHERS	309	12	246	1	0	0
PORT CLINTON	561	33	326	57	130	12
DEFIANCE	797	560	0	6	217	1
PERRYSBURG	215	8	180	17	2	3
CELINA	423	243	0	54	159	0
BELLEFONTAINE	645	0	414	174	198	0
EATON	391	2	226	26	170	2
BRYAN	354	145	0	85	125	8
COSHOCTON	462	285	0	36	164	0
XENTIA	170	22	64	17	21	1
ZANESVILLE	301	270	0	6	0	0
MAUMEE	293	185	0	8	83	5
NILES	500	311	0	26	91	6
WILMINGTON	501	263	0	1	229	2
STUEBENVILLE	49	28	0	0	12	0
URBANA	455	293	0	107	161	0

Table XXXXX, contd.

MUNICIPAL COURTS 1975
SMALL CLAIMS CASES

T E R M I N A T E D B Y						
COURT	FILED	HEARING BY JUDGE	HEARING BY REFEREE	DISMISSAL WANT OF PROSECUTION	OTHER DISMISSAL	TRANSFER TO REGULAR CIVIL DOCKET
NEWTON FALLS	237	75	0	0	143	0
SOUTH EUCLID	82	38	0	8	52	2
VAN WERT CNTY	73	64	0	2	19	0
FREMONT	446	0	307	0	131	7
IRONTON	172	168	0	31	2	0
NAPOLEON	403	243	0	1	141	0
FRANKLIN	548	17	274	18	257	6
WASHINGTON C. H.	241	154	0	18	76	0
GALLIPOLIS	89	55	0	32	50	2
MARYSVILLE	357	1	186	16	137	0
EAST LIVERPOOL	406	273	0	75	20	0
FOSTORIA	381	250	0	333	111	6
HILLSBORO	183	88	0	2	70	18
UPPER SANDUSKY	231	203	0	8	9	1
KENTON	323	223	70	0	1	36
AVON LAKE	140	12	34	9	67	0
OREGON	67	30	3	2	28	1
SHELBY	344	323	0	0	1	0
VERMILION	109	65	0	6	40	0
CAMPBELL	191	142	0	20	30	0
FAIRFIELD	92	79	1	0	9	2
LEBANON	344	121	53	3	137	0
CONNEAUT	397	236	0	0	194	3
MASON	280	105	60	109	12	0
BELLEVUE	168	165	0	5	16	0
GAKWOOD	15	11	0	2	1	0
MURON	49	7	0	0	48	0
STATE TOTALS	76,143	17,078	36,023	5,510	16,608	921

Table XXXXXI
Small Claims Filings per Month



	<u>Filings</u>
	1975
Jan	6,768
Feb	6,442
Mar	6,677
Apr	6,767
May	6,132
June	6,009
July	6,303
Aug	6,347
Sept	6,285
Oct	7,011
Nov	5,429
Dec	5,973

OHIO COUNTY COURTS

Page No.

Description.....	120
Table XXXXXII.....Composite Administrative Judge Report..	121
Table XXXXXIII.....Composite Individual Judge Report.....	122
Table XXXXXIV.....Demographic Comparisons.....	123
Table XXXXXV.....Overall Filings, Terminations and Changes in Docket Size.....	125
 Criminal Cases	
Table XXXXXVI.....Felony Case Filings and Terminations...	127
Table XXXXXVII.....Felony Case Filings per Month (Statewide).....	129
Table XXXXXVIII.....Misdemeanor Case Filings and Terminations.....	130
Table XXXXXIX.....Misdemeanor Case Filings per Month (Statewide).....	132
Table XXXXXX.....OMVI Case Filings and Terminations.....	133
Table XXXXXXI.....OMVI Case Filings per Month (Statewide).....	135
Table XXXXXXII.....Other Traffic Case Filings and Terminations.....	136
Table XXXXXXIII.....Other Traffic Case Filings per Month (Statewide).....	138
 Civil Cases	
Table XXXXXXIV.....Personal Injury and Property Damage Case Filings and Terminations.....	139
Table XXXXXXV.....Personal Injury and Property Damage Case Filings per Month (Statewide).....	141
Table XXXXXXVI.....Contract Case Filings and Terminations.	142
Table XXXXXXVII.....Contract Case Filings per Month (Statewide).....	144
Table XXXXXXVIII.....F.E.D. Case Filings and Terminations...	145
Table XXXXXXIX.....F.E.D. Case Filings per Month (Statewide).....	147
Table XXXXXXXX.....Other Civil Case Filings and Terminations.....	148
Table XXXXXXXXI.....Other Civil Case Filings per Month (Statewide).....	150
Table XXXXXXXXII.....Small Claims Filings and Terminations..	151
Table XXXXXXXXIII.....Small Claims Filings per Month (Statewide).....	153

COUNTY COURTS

Legal Authorization: County Courts are created by Ohio Revised Code Section 1907.01.1 pursuant to authority granted to the legislature in Article IV, Section 1 of the Constitution of Ohio to establish by law other courts inferior to the Supreme Court.

Organization: County Courts exist in areas of any county which are not served by a Municipal Court. There is a County Court Judge for every 30,000 people or fraction thereof within the county court district. Where there is more than one County Court Judge in a county the Court of Common Pleas may divide the county court district into separate areas of jurisdiction.

Legal Jurisdiction: County Courts have preliminary hearing jurisdiction in felony cases, original jurisdiction of traffic and non-traffic misdemeanor cases, original jurisdiction in civil cases where the amount in controversy does not exceed \$500, exclusive original jurisdiction in Forcible Entry and Detainer Cases, exclusive original jurisdiction in all Claims Cases and such other subject matter jurisdiction as may be provided by statute.

Judges:

- Number - As of December 31, 1975 there were 73 County Court Judges.
- Selection - Judges are nominated by nominating petition and elected at the general election.
- Tenure - County Court Judges are elected to four year terms. All County Court Judges are part-time judges.
- Qualifications - A County Court Judge must be admitted to practice law in Ohio and have engaged in the practice of law in Ohio for a total of at least two years preceeding appointment or commencement of his term.

Support Personnel: The County Clerk of Courts shall serve as the Clerk of the County Court except that the Board of County Commissioners, with the concurrence of the County Court judge or judges may appoint a clerk for each county court judge. The County Clerk of Courts, or in the case of an appointed clerk the County Commissioners may appoint such other person or persons as are necessary to facilitate the work of the court.

Table XXXXXII

OHIO COUNTY COURTS ADMINISTRATIVE JUDGE REPORT COMPOSITE FOR THE ENTIRE STATE

CASES	YEAR	FELONIES	MIS- DEMEANORS	OMVI	OTHER TRAFFIC	PERSONAL INJURY & PROPERTY DAMAGE	CONTRACTS	FED	OTHER CIVIL	SMALL CL.	TOTAL
FILED	1975	3,607	20,726	8,873	142,749	240	4,318	1,338	1,737	12,261	195,849
REACTIVATED	1975	50	296	66	163	4	42	8	7		636
CASES TERMINATED DURING PERIOD BY											
TRAIL HEARING BY JUDGE	1975	1,706	8,399	4,736	62,241	81	3,025	695	940	7,890	89,713
HEARING BY REFEREE	1975		23	8	102	21	53	5	40	287	539
TRANSFER	1975	734	5,483	3,749	3,816	57	329	184	411	162	14,925
DISMISSAL FOR WANT OF PROSECUTION	1975	316	1,549	89	562	34	601	186	103	631	4,071
OTHER DISMISSALS	1975	715	1,875	135	1,128	43	556	295	302	3,163	8,212
VIOLATIONS BUREAU	1975		2,328		60,170						62,498
UNAVAILABILITY OF ACCUSED	1975	254	1,156	238	14,373						16,021
TOTAL TERMINATIONS	1975	3,725	20,813	8,955	142,392	236	4,564	1,365	1,796	12,133	195,979
MONTHS		1	6	6	6	24	12	12	12	6	
NUMBER PENDING BEYOND INDICATED TIME	1975	151	315	94	513	2	58	5	126	261	1,525

Table XXXXXIII
OHIO COUNTY COURTS
INDIVIDUAL JUDGE REPORT
COMPOSITE FOR THE ENTIRE STATE

	YEAR	MIS- DEMEANORS	OMVI	OTHER TRAFFIC	PERSONAL INJURY & PROPERTY DAMAGE	CONTRACTS	FED	OTHER CIVIL	TOTAL
CASES									
FILED	1975	5,461	3,793	4,130	65	321	282	928	14,980
REACTIVATED	1975	306	155	166	3	16	1	29	676
CASES TERMINATED DURING PERIOD BY									
JURY TRIAL	1975	124	137	69	1	1	5	2	339
COURT TRIAL	1975	1,838	900	1,868	40	169	166	525	5,506
PRETRIAL	1975	442	330	194	3	8	3	5	985
DEFAULT	1975	724	570	1,167	11	161	28	256	2,917
GUILTY OR NO CONTEST PLEA TO REDUCE CHARGE	1975	233	1,168	280					1,681
DISMISSAL FOR WANT OF PROSECUTION	1975	807	149	497	8	129	56	22	1,668
OTHER DISMISSALS	1975	996	236	458	17	95	46	144	1,992
TRANSFER TO OTHER JUDGE	1975	102	25	17	5	21	8	4	182
UNAVAILABILITY OF ACCUSED	1975	187	213	288					688
TOTAL TERMINATIONS	1975	5,453	3,728	4,838	85	584	312	953	15,958
MONTHS		6	6	6	24	12	12	12	
NUMBER PENDING BEYOND INDICATED TIME	1975	356	520	273	8	33	1	113	1,304

Table XXXXXIV

OHIO COUNTY COURTS
DEMOGRAPHIC COMPARISONS
1975

COURT	NO. JUDGES	TOTAL FILED	FILED / JUDGE	PDP / JUDGE	FILED / 1000 PDP
MONTGOMERY #1	2	6,835	3,418	63,698	53.7
MONTGOMERY #2	2	4,029	2,015	63,698	31.6
MONTGOMERY #3	1	1,771	1,771	127,396	13.9
MAHONING #2	1	5,863	5,863	111,536	52.6
MAHONING #3	1	1,667	1,667	111,536	14.9
MAHONING #4	1	13,146	13,146	111,536	117.9
MAHONING #5	1	2,311	2,311	111,536	20.7
CLERMONT	4	14,866	3,717	23,972	155.0
COLUMBIANA (NW)	1	4,206	4,206	84,612	49.7
COLUMBIANA (E)	1	2,195	2,195	84,612	25.9
COLUMBIANA (SW)	1	1,995	1,995	84,612	23.6
BELMONT (N)	1	1,831	1,831	80,917	22.6
BELMONT (F)	1	3,203	3,203	80,917	39.6
BELMONT (W)	1	3,734	3,734	80,917	46.1
JEFFERSON #1	1	2,184	2,184	65,422	33.4
JEFFERSON #2	1	2,562	2,562	65,422	39.2
JEFFERSON #3	1	910	910	65,422	13.0
BUTLER #1	1	2,185	2,185	61,650	35.4
BUTLER #2	1	3,188	3,188	61,650	51.7
GREENE #1	1	4,805	4,805	53,295	90.2
GREENE #2	1	1,743	1,743	53,295	32.7
CRAWFORD (E)	1	1,249	1,249	50,364	24.8
CRAWFORD (W)	1	2,910	2,910	50,364	57.3
DARKE (NE)	1	1,587	1,587	49,141	32.3
DARKE (SW)	1	1,589	1,589	49,141	32.3
MUSKINGUM (E)	1	2,537	2,537	44,781	55.7
MUSKINGUM (W)	1	4,248	4,248	44,781	94.9
ASHTABULA (E)	1	1,956	1,956	43,179	45.3
ASHTABULA (W)	1	2,746	2,746	43,179	63.6
FULTON (E)	1	5,451	5,451	33,071	164.8
FULTON (W)	1	3,104	3,104	33,071	93.9
WARREN	2	4,560	2,280	16,295	139.9
PUTNAM	2	2,584	1,292	15,567	83.0
LAWRENCE	1	1,974	1,974	29,636	66.6
MADISON	1	11,172	11,172	28,318	394.5
PERRY	1	1,663	1,663	27,434	60.6
JACKSON	1	4,240	4,240	27,174	156.0
BROWN	1	4,064	4,064	26,635	152.6
SANDUSKY #1	1	6,036	6,036	25,680	235.0
SANDUSKY #2	1	5,286	5,286	25,680	205.8
TUSCARAWAS	1	2,474	2,474	24,872	99.5
HOLMES	1	1,566	1,566	23,024	68.0

Table XXXXXIV, contd.

OHIO COUNTY COURTS DEMOGRAPHIC COMPARISONS 1975						
COURT	NO. JUDGES	TOTAL FILED	FILED / JUDGE	PDP / JUDGE	FILED / 1000 PDP	
TRUMBULL	1	2,796	2,796	22,935	121.9	
CARROLL	1	2,103	2,103	21,579	97.5	
MORROW	1	5,682	5,682	21,348	266.2	
HOCKING	1	2,510	2,510	20,322	123.5	
MEIGS	1	1,821	1,821	19,799	92.0	
PAULDING	1	1,946	1,946	19,329	100.7	
PIKE	1	1,583	1,583	19,114	136.0	
ADAMS	1	2,600	2,600	18,957	83.5	
MEDINA	1	1,583	1,583	17,513	210.1	
HARRISON	1	3,679	3,679	17,013	153.5	
MCMURDO	1	2,611	2,611	15,739	76.8	
MORGAN	1	1,209	1,209	12,375	61.9	
ERIE	1	766	766	12,273	460.4	
NORLE	1	5,653	5,653	10,423	89.9	
VINTON	1	937	937	9,420	165.2	
HARDIN	1	1,556	1,556	9,114	37.4	
HIGHLAND	1	341	341	6,755	69.1	
		467	467			
STATE RECAP	66	196,485	2,977	43,397	68.6	

- 124 -

Table XXXXXV

OHIO COUNTY COURTS
FILED, TERMINATED, AND CHANGES IN DOCKET SIZE
1975

COURT	CASES FILED	CASES TERMINATED	CHANGE IN DOCKET SIZE
MONTGOMERY #1	6,835	6,541	194
MONTGOMERY #2	4,029	4,176	-147
MONTGOMERY #3	1,771	1,900	-129
MAHONING #2	5,863	5,958	-105
MAHONING #3	1,667	1,590	-23
MAHONING #4	13,146	12,700	446
MAHONING #5	2,311	2,365	-54
CLERMONT	14,866	13,323	1,043
COLUMBIANA (NW)	4,206	4,411	-205
COLUMBIANA (E)	2,195	2,150	45
COLUMBIANA (SW)	1,995	2,041	-46
BELMONT (N)	1,821	1,814	17
BELMONT (E)	3,203	3,336	-133
BELMONT (W)	3,734	3,686	48
JEFFERSON #1	2,184	2,094	90
JEFFERSON #2	2,562	2,403	159
JEFFERSON #3	910	770	140
BUTLER #1	2,185	2,204	-19
BUTLER #2	3,188	3,157	31
GREENE #1	4,805	5,086	-281
GREENE #2	1,743	1,980	-237
CRAWFORD (E)	1,249	1,400	-151
CRAWFORD (W)	2,910	3,349	-439
DARKE (NE)	1,587	1,643	-56
DARKE (SW)	1,589	1,624	-35
MUSKINGUM (E)	2,537	2,515	22
MUSKINGUM (W)	4,248	4,220	28
ASHTABULA (E)	1,956	1,945	11
ASHTABULA (W)	2,746	2,802	-56
FULTON (E)	5,451	5,498	-47
FULTON (W)	3,104	3,115	-11
WARREN	4,560	5,575	-1,015
PUTNAM	2,584	2,310	-226
LAWRENCE	1,974	2,302	-328
MADISON	11,172	11,148	24
PERRY	1,663	1,454	209
JACKSON	4,240	4,344	-104
BROWN	4,064	4,021	43
SANDUSKY #1	6,036	6,061	-25
SANDUSKY #2	5,286	5,295	-9
TUSCARAWAS	2,474	2,423	51
HOLMES	1,566	1,439	77

- 125 -

Table XXXXXV, contd.

OHIO COUNTY COURTS FILED, TERMINATED, AND CHANGES IN DOCKET SIZE 1975			
COURT	CASES FILED	CASES TERMINATED	CHANGE IN DOCKET SIZE
TRUMBULL	2,796	2,935	-139
CARROLL	2,103	2,133	-30
MORROW	5,682	5,453	229
HOCKING	2,510	2,566	-56
MEIGS	1,821	1,757	64
PAULDING	1,946	1,968	-22
PIKE	2,600	2,688	-88
ADAMS	1,583	1,557	26
MEDINA	3,679	3,755	-76
HARRISON	2,611	2,416	195
MONROE	1,209	1,199	10
MORGAN	766	763	3
ERIE	5,653	5,977	-324
NOBLE	937	944	-7
VINTON	1,556	1,611	-55
HARDIN	341	337	4
HIGHLAND	467	421	46
STATE RECAP	196,485	197,908	-1,423

Table XXXXXVI

COUNTY COURTS 1975
FELONY CASES

----- T E R M I N A T E D B Y -----						
COURT	FILED AND REACTIVATED	PRELIM HEARING BIDOVER	WAIVER OF PRELIM HEARING BIDOVER	DISMISSAL R.C. 2945.73	OTHER DISMISSAL	UNAVAILABILITY OF ACCUSED
MONTGOMERY #1	179	81	40	10	41	24
MONTGOMERY #2	81	29	22	4	18	16
MONTGOMERY #3	53	29	18	2	3	12
MAHONING #2	92	52	38	0	1	2
MAHONING #3	42	34	2	2	0	0
MAHONING #4	72	3	69	0	0	0
MAHONING #5	17	11	6	1	2	0
CLERMONT	470	223	18	56	48	24
COLUMBIANA (NW)	27	9	8	0	9	0
COLUMBIANA (E)	62	32	10	12	15	0
COLUMBIANA (SW)	38	5	23	6	5	3
BELMONT (N)	67	10	41	1	16	0
BELMONT (E)	69	62	4	3	13	0
BELMONT (W)	69	51	0	14	4	0
JEFFERSON #1	25	19	2	0	4	0
JEFFERSON #2	12	8	0	1	4	0
JEFFERSON #3	24	9	4	0	6	1
BUTLER #1	65	10	41	11	8	3
BUTLER #2	52	6	26	0	14	5
GREENE #1	37	26	4	0	6	3
GREENE #2	33	24	6	0	1	3
CRAWFORD (E)	74	34	27	0	4	0
CRAWFORD (W)	62	38	4	0	4	0
DARKE (NE)	0	0	0	0	0	0
DARKE (SW)	1	0	0	0	0	0
MUSKINGUM (E)	30	11	11	3	4	0
MUSKINGUM (W)	43	18	13	3	4	5
ASHTABULA (E)	68	9	57	0	3	3
ASHTABULA (W)	50	32	3	0	12	4
FULTON (E)	53	30	4	6	18	2
FULTON (W)	59	4	40	18	21	0
WARREN	118	62	3	50	18	21
PUTNAM	73	50	1	2	24	22
LAWRENCE	95	52	0	19	32	4
MADISON	126	43	34	13	32	1
PERRY	92	63	0	4	9	0
JACKSON	57	13	21	3	21	0
BROWN	102	82	0	6	8	6
SANDUSKY #1	24	14	2	7	0	0
SANDUSKY #2	32	17	0	2	7	4
TUSCARAWAS	33	10	4	0	17	6

Table XXXXXVI, contd.

COUNTY COURTS 1975
FELONY CASES

COURT	FILED AND REACTIVATED	TERMINATED BY					UNAVAILABILITY OF ACCUSED
		PRELIM HEARING BINDER	WAIVER OF PRELIM HEARING BINDER	DISMISSAL R.C. 2945.73	OTHER DISMISSAL		
HOLMES	77	27	5	1	35	0	0
TRUMBULL	53	39	0	0	8	23	21
CARROLL	77	21	12	1	25	0	5
MORROW	63	24	19	4	5	1	17
HOCKING	94	34	36	0	33	2	4
MEIGS	84	34	0	24	22	1	0
PAULDING	40	35	1	0	0	1	0
PIKE	86	34	13	1	30	4	0
ADAMS	52	31	0	10	9	1	0
MEDINA	37	3	16	4	37	0	2
HARRISON	46	27	0	0	2	0	2
MONROE	20	20	0	2	4	17	0
MORGAN	27	18	0	6	7	1	0
ERIE	44	14	11	0	22	1	1
NOBLE	21	4	10	2	1	2	1
VINTON	29	5	5	0			
HARDIN	5	17	0	2			
HIGHLAND	24				715	254	
STATE TOTALS	3,657	1,706	734	316			

Table XXXXXVII

Felony Case Filings per Month

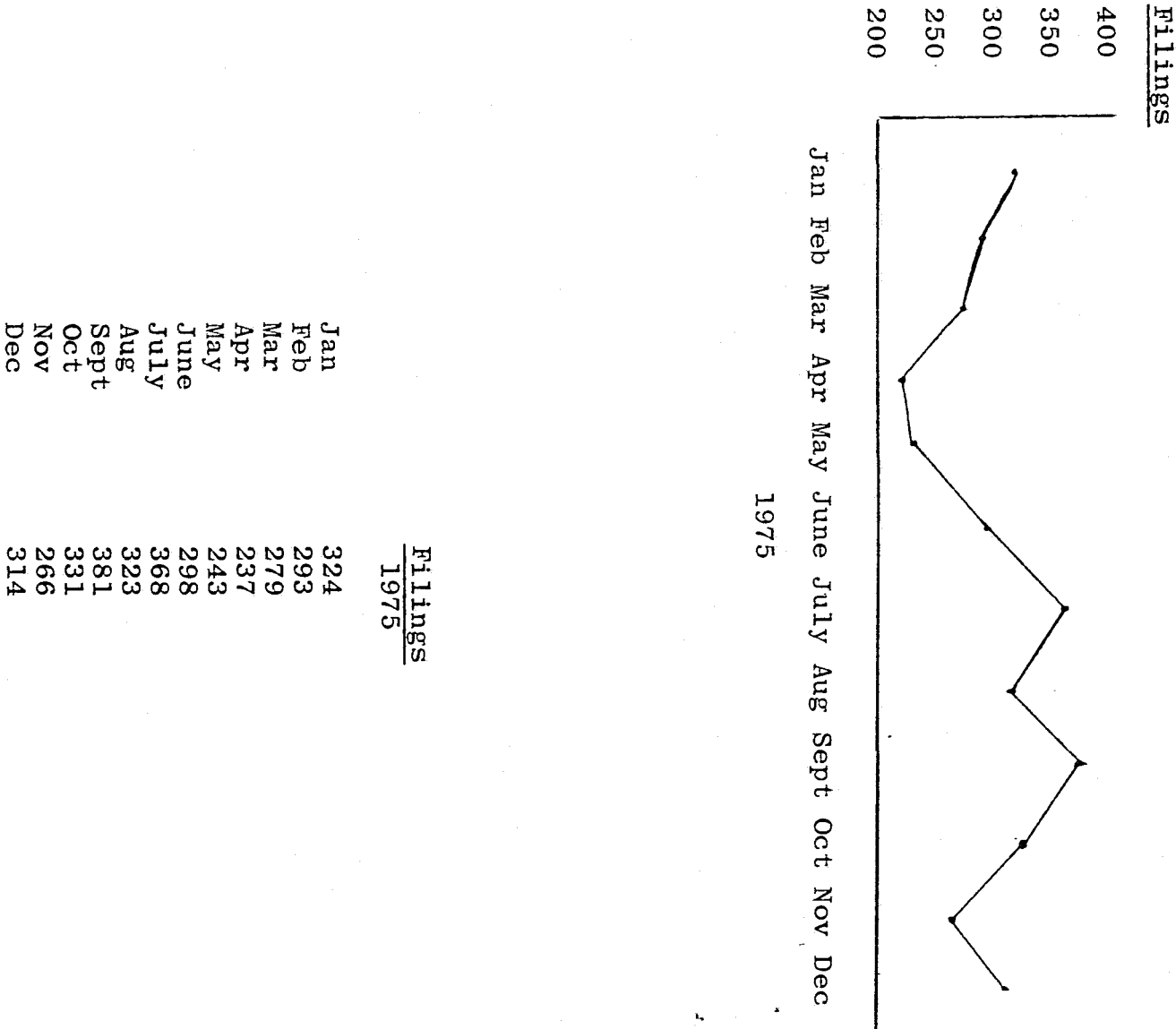


Table XXXXXVIII

COUNTY COURTS 1975
MISDEMEANOR CASES

COURT	FILED AND REACTI- VATED	JURY TRIAL	COURT TRIAL	PRETRIAL	-----GUILTY, NO-----		VIOLA- TIONS BUREAU	UNAVAIL- ABILITY OF ACCUSED	--- DISMISSAL ---		TRANSFER TO OTHER JUDGE
					---CONTEST ORIGINAL CHARGE	PLEA--- REDUCED CHARGE			R.C. 2945.73	OTHER	
MONTGOMERY #1	1,978	3	159	188	651	21	181	257	165	321	5
MONTGOMERY #2	769	1	60	1	443	5	1	118	103	96	0
MONTGOMERY #3	424	5	20	0	306	5	2	40	55	52	0
MAHONING #2	803	1	103	1	313	3	240	15	43	19	27
MAHONING #3	231	0	41	0	78	20	0	3	45	16	0
MAHONING #4	816	0	71	0	242	19	74	14	195	12	0
MAHONING #5	65	0	7	0	28	0	0	1	14	14	1
CLERMONT	2,639	7	98	111	834	8	192	92	723	395	0
COLUMBIANA (NW)	350	1	28	0	126	1	102	9	12	53	0
COLUMBIANA (E)	148	15	10	0	75	2	14	0	3	21	0
COLUMBIANA (SW)	236	0	21	0	76	2	83	8	34	41	4
BELMONT (N)	357	2	29	0	224	4	0	8	5	99	0
BELMONT (E)	153	0	17	0	57	2	0	7	21	73	0
BELMONT (W)	204	0	6	0	135	1	11	23	15	10	0
JEFFERSON #1	137	0	5	0	107	0	0	0	0	14	0
JEFFERSON #2	219	0	46	0	80	5	0	6	18	17	0
JEFFERSON #3	126	0	0	0	47	0	0	0	6	30	0
BUTLER #1	659	12	49	0	225	1	244	0	42	73	14
BUTLER #2	299	0	5	1	220	0	0	8	9	60	2
GREENE #1	284	0	17	0	118	6	47	47	0	33	23
GREENE #2	290	0	18	15	128	5	65	18	28	13	0
CRAWFORD (E)	122	0	36	12	42	5	14	1	16	16	1
CRAWFORD (W)	124	0	46	0	76	1	0	2	1	4	2
DARKE (NE)	119	0	23	0	62	0	0	0	26	15	0
DARKE (SW)	92	0	4	0	57	0	0	0	4	30	0
MUSKINGUM (E)	125	0	10	0	78	0	4	0	20	9	0
MUSKINGUM (W)	302	0	20	0	137	1	98	2	26	10	0
ASHTABULA (E)	244	0	40	17	172	28	1	3	7	21	2
ASHTABULA (W)	373	4	46	0	272	1	14	3	0	33	10
FULTON (E)	266	7	25	0	163	1	34	6	32	48	0
FULTON (W)	240	0	3	0	90	0	0	30	12	127	0
WARREN	471	2	25	0	165	11	1	130	197	56	3
PUTNAM	287	2	18	1	176	1	33	19	5	59	1
LAWRENCE	299	1	45	0	125	2	45	12	61	43	0
MADISON	529	4	95	46	288	17	0	0	63	32	0
PERRY	484	0	18	0	210	1	81	2	34	28	0
JACKSON	189	0	0	0	90	0	4	36	4	20	0
BROWN	490	0	45	13	159	4	68	18	33	116	0
SANDUSKY #1	81	0	9	0	22	1	0	0	42	0	0
SANDUSKY #2	103	2	24	0	38	1	7	7	12	10	0
TUSCARAWAS	137	4	30	3	63	4	6	7	4	20	0

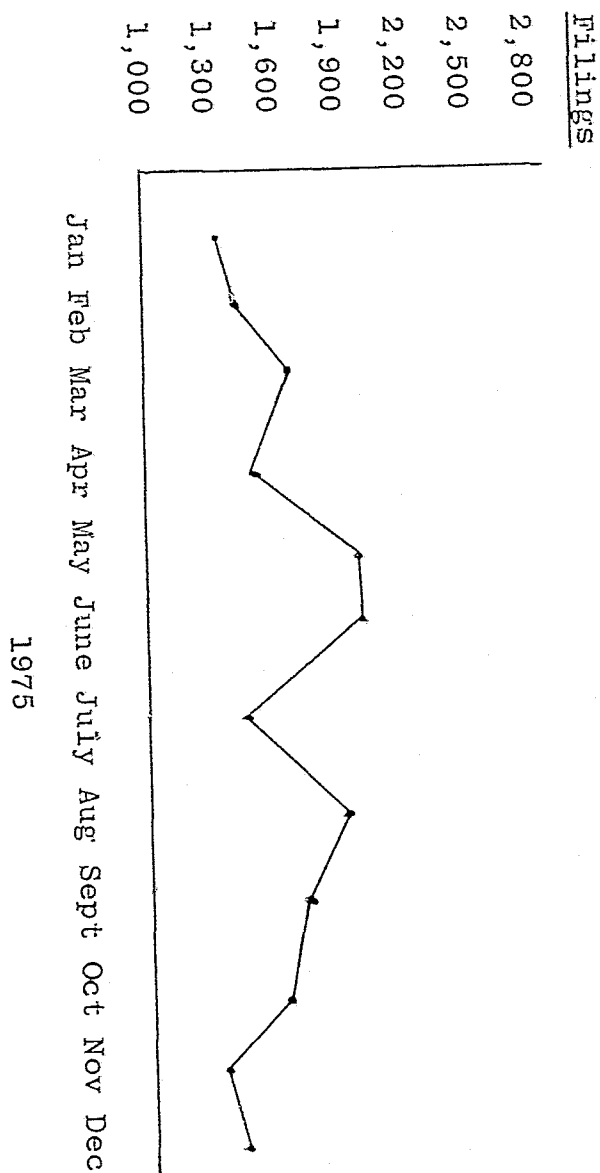
Table XXXXXVIII, contd.

COUNTY COURTS 1975
MISDEMEANOR CASES

COURT	FILED AND REACTI- VATED	JURY TRIAL	COURT TRIAL	PRETRIAL	-----GUILTY, NO-----		VIOLA- TIONS BUREAU	UNAVAIL- ABILITY OF ACCUSED	--- DISMISSAL ---		TRANSFER TO OTHER JUDGE
					---CONTEST ORIGINAL CHARGE	PLEA--- REDUCED CHARGE			R.C. 2945.73	OTHER	
HOLMES	254	0	13	8	113	0	0	7	1	74	0
TRUMBULL	365	2	16	2	152	4	133	20	1	49	0
CARROLL	462	2	20	10	241	6	113	13	0	75	0
MORROW	129	6	2	3	55	0	0	1	16	25	4
HOCKING	343	0	60	0	147	0	0	33	4	115	0
MEIGS	479	0	18	0	175	0	36	3	70	115	0
PAULDING	251	1	23	0	167	0	15	23	3	33	3
PIKE	333	2	23	2	227	1	2	8	6	45	0
ADAMS	253	0	43	0	77	1	70	34	40	9	0
MEDINA	301	14	71	3	176	1	0	0	3	63	0
HARRISON	452	0	53	0	108	2	78	147	43	12	0
MONROE	104	1	41	0	52	0	0	1	3	6	0
MORGAN	249	2	27	0	83	3	100	5	10	10	0
ERIE	311	0	7	3	219	19	43	12	9	17	0
NOBLE	154	2	1	0	48	0	20	80	3	0	0
VINTON	143	19	15	0	40	2	37	1	5	39	0
HARDIN	53	0	4	2	19	4	7	3	1	13	0
HIGHLAND	122	0	29	0	49	1	8	0	3	12	0
STATE TOTALS	21,022	124	1,838	442	9,146	233	2,328	1,343	2,356	2,871	102

Table XXXXXIX

Misdemeanor Filings per Month



Filings
1975

Jan	1,343
Feb	1,411
Mar	1,635
Apr	1,588
May	2,026
June	2,077
July	2,508
Aug	1,988
Sept	1,804
Oct	1,623
Nov	1,483
Dec	1,536

Table XXXXXX

COUNTY COURTS 1975
GMVI CASES

----- TERMINATED BY -----											
COURT	FILED AND REACTI- VATED	JURY TRIAL	COURT TRIAL	PRETRIAL	-GUILTY, NO CONTEST PLEA-		REDUCED CHARGE	UNAVAIL- ABILITY OF ACCUSED	--- DISMISSAL ---		TRANSFER TO OTHER JUDGE
					ORIGINAL CHARGE -- HEARING BY--	REFeree			R.C. 2945.73	OTHER	
MCNTGOMERY #1	207	0	21	43	59	0	36	5	5	12	0
MONTGOMERY #2	212	1	6	0	100	0	69	19	2	1	0
MONTGOMERY #3	218	3	5	0	132	0	79	6	3	2	2
MAHONING #2	105	0	68	0	44	5	11	1	3	4	0
MAHONING #3	40	0	10	0	22	0	14	0	0	0	0
MAHONING #4	712	2	79	0	264	0	297	6	72	2	0
MAHONING #5	81	0	13	0	51	2	38	4	6	5	0
CLERMONT	753	6	93	174	353	0	18	4	19	11	0
COLUMBIANA (NW)	263	7	6	0	206	0	34	1	3	8	1
COLUMBIANA (E)	49	4	3	0	35	0	1	0	0	1	0
COLUMBIANA (SW)	103	3	15	0	84	0	1	2	2	23	0
BELMONT (N)	122	2	8	0	105	0	2	3	0	2	0
BELMONT (E)	62	1	2	1	54	0	0	0	0	3	0
BELMONT (W)	205	2	0	0	187	0	10	2	1	1	0
JEFFERSON #1	215	0	0	0	96	0	5	0	1	33	0
JEFFERSON #2	252	0	7	0	103	0	20	1	5	4	0
JEFFERSON #3	43	0	1	0	21	0	5	0	0	2	0
BUTLER #1	57	2	18	0	26	0	0	1	3	2	1
BUTLER #2	164	0	59	0	98	0	0	0	1	3	1
GREENE #1	293	4	3	3	78	0	80	142	0	2	1
GREENE #2	56	3	7	25	25	0	4	5	2	1	0
CRAWFORD (E)	170	2	63	13	30	0	13	0	5	9	9
CRAWFORD (W)	111	14	3	2	103	0	4	0	1	2	1
DARKE (NE)	59	0	8	0	43	0	3	0	4	3	0
DARKE (SW)	69	0	9	0	62	0	1	0	1	8	0
MUSKINGUM (E)	94	0	3	0	88	0	1	1	0	0	0
MUSKINGUM (W)	130	0	12	0	110	0	5	1	0	0	0
ASHTABULA (E)	102	0	6	2	67	0	17	4	0	3	0
ASHTABULA (W)	198	5	35	0	139	0	4	0	0	4	0
FULTON (E)	104	2	33	0	106	0	3	3	7	11	0
FULTON (W)	123	1	7	0	93	0	0	4	0	7	0
WARREN	199	3	10	0	112	0	41	32	3	10	4
PUTNAM	155	8	7	3	112	0	16	2	1	4	3
LAWRENCE	182	4	10	0	129	0	33	5	11	2	0
MADISON	302	3	63	26	148	0	61	11	6	4	0
PERRY	75	0	2	0	41	0	0	0	17	2	0
JACKSON	231	0	0	6	77	0	1	129	3	37	0
BROWN	191	3	26	4	127	0	12	10	15	1	0
SANDUSKY #1	204	7	12	1	124	0	38	0	5	0	0
SANDUSKY #2	132	3	16	1	78	0	6	10	3	4	0

Table XXXXXX, contd.

COUNTY COURTS 1975
OMVI CASES

----- T E R M I N A T E D 3 Y -----

COURT	FILED AND REACTI- VATED	JURY TRIAL	COURT TRIAL	PRETRIAL	-GUILTY, NO CONTEST PLEA-			UNAVAIL- ABILITY OF ACCUSED	--- DISMISSAL ---		TRANSFER TO OTHER JUDGE
					ORIGINAL CHARGE		REDUCED CHARGE		R.C.	OTHER	
					-- HEARING BY-- JUDGE	REFEREE					
TUSCARAWAS	80	1	5	0	54	0	9	3	0	4	0
HOLMES	163	3	10	15	93	0	14	0	1	8	0
TRUMBULL	111	2	7	1	75	0	23	3	0	1	0
CARROLL	52	0	1	5	38	0	4	2	0	5	1
MORROW	225	13	1	3	173	1	14	0	5	3	1
HOCKING	121	1	16	0	98	0	1	2	0	9	0
MEIGS	91	0	9	0	80	0	1	0	0	1	0
PAULDING	114	5	14	0	79	0	2	6	0	8	0
PIKE	136	0	3	0	112	0	4	2	0	3	0
ADAMS	75	0	14	0	53	0	6	1	3	0	0
MEDINA	78	2	8	1	33	0	40	1	0	6	0
HARRISON	174	0	5	0	122	0	35	1	4	5	0
MONROE	28	4	3	0	22	0	0	0	0	0	0
MORGAN	43	1	32	0	0	0	5	1	11	0	0
ERIE	237	1	2	0	170	0	11	12	2	80	0
NOBLE	34	2	2	0	29	0	0	2	0	0	0
VINTON	43	2	7	0	35	0	4	0	2	4	0
HARDIN	14	0	7	1	7	0	0	1	0	0	0
HIGHLAND	77	5	5	0	51	0	12	0	0	1	0
STATE TOTALS	8,939	137	900	330	5,306	8	1,168	451	238	371	25

134

- 134 -

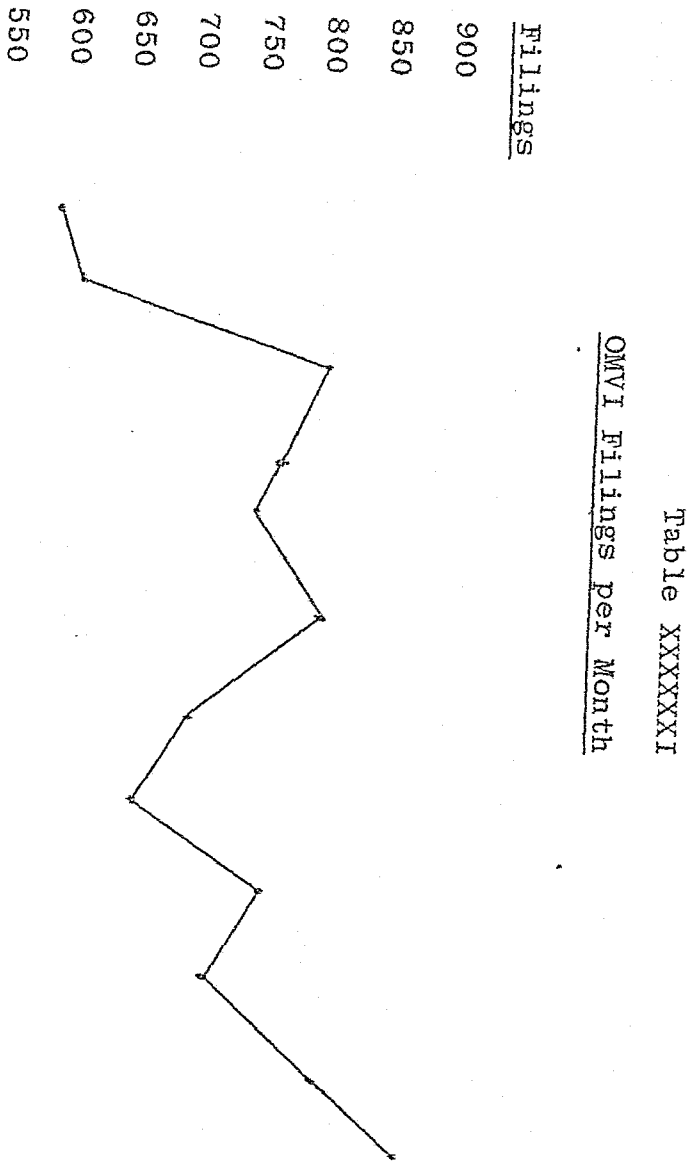


Table XXXXXXII

COUNTY COURTS
OTHER TRAFFIC CASES 1975

TERMINATED BY												
COURT	FILED AND REACTI- VATED	JURY TRIAL	COURT TRIAL	PRE- TRIAL	--GUILTY, NO CONTEST PLEA--		REDUCED CHARGE	VIOLA- TIONS BUREAU	UNAVAIL- ABILITY OF ACCUSED	--DISMISSAL BY--		TRANSFER TO OTHER JUDGE
					--ORIGINAL CHARGE--					R.C.	OTHER	
					HEARING BY	REFEREE						
					JUDGE	REFEREE				2945.73		
MONTGOMERY #1	3,807	0	145	58	1,747	0	7	1,407	120	83	138	2
MONTGOMERY #2	2,629	0	47	0	1,437	0	12	1,061	94	38	31	0
MONTGOMERY #3	1,007	3	24	0	620	0	10	343	34	13	9	0
MAHONING #2	4,181	0	113	0	2,976	0	17	962	19	8	11	0
MAHONING #3	1,074	0	14	0	643	0	0	443	0	2	1	0
MAHONING #4	10,939	0	62	0	8,645	0	21	1,271	0	225	5	0
MAHONING #5	1,937	0	25	0	1,627	101	1	156	27	20	25	1
CLERMONT	9,376	4	201	62	3,925	0	7	4,385	58	141	146	0
COLUMBIANA (NW)	3,178	0	29	0	511	0	1	2,654	39	2	9	0
COLUMBIANA (E)	1,235	5	11	0	530	0	5	690	0	3	7	0
COLUMBIANA (SW)	1,238	0	15	0	265	0	0	920	4	1	6	0
BELMONT (N)	1,052	3	19	0	340	0	0	0	668	1	20	0
BELMONT (E)	2,455	2	8	1	461	1	0	0	2,041	5	12	0
BELMONT (W)	2,997	1	4	0	827	0	3	504	1,641	6	10	1
JEFFERSON #1	1,542	0	1	0	1,524	0	0	0	0	4	0	0
JEFFERSON #2	1,642	0	14	0	1,615	0	2	0	1	4	4	0
JEFFERSON #3	466	0	2	0	436	0	0	0	0	0	20	0
BUTLER #1	1,146	4	22	0	283	0	1	771	1	30	25	4
BUTLER #2	2,469	0	13	0	1,323	0	0	1,037	1	61	33	2
GREENE #1	4,105	0	67	2	1,369	0	7	2,320	298	1	132	2
GREENE #2	1,221	1	21	12	501	0	4	606	70	26	7	1
CRAWFORD (E)	737	0	73	3	188	0	12	519	8	18	22	0
CRAWFORD (W)	2,497	0	82	2	2,823	0	2	0	1	3	12	1
DARKE (NE)	1,107	0	19	0	1,127	0	0	0	0	14	4	0
DARKE (SW)	1,097	0	2	0	1,088	0	0	0	0	10	14	0
MUSKINGUM (E)	2,032	0	12	0	786	0	1	1,202	0	5	6	0
MUSKINGUM (W)	3,307	0	12	0	1,168	0	0	2,121	0	7	2	0
ASHTABULA (E)	1,374	0	3	5	1,160	0	2	142	4	4	18	0
ASHTABULA (W)	1,616	2	44	0	794	0	0	752	9	0	37	0
FULTON (E)	4,826	15	55	0	841	0	3	3,444	5	34	329	0
FULTON (W)	2,497	1	4	0	471	0	0	0	1,956	2	42	0
WARREN	3,466	0	27	0	719	0	5	932	2,097	69	37	0
PUTNAM	1,599	4	16	2	680	0	3	1,061	9	1	20	1
LAWRENCE	1,119	4	8	0	634	0	0	705	26	15	12	0
MADISON	9,278	0	160	34	2,616	0	48	2,689	3,662	17	55	0
PERRY	640	0	9	0	165	0	0	434	0	10	2	0
JACKSON	3,475	0	2	0	286	0	0	3,231	0	6	31	0
BROWN	2,794	0	76	5	414	0	0	2,148	40	26	38	0
SANDUSKY #1	5,456	0	0	0	220	0	0	5,267	0	19	3	0
SANDUSKY #2	4,936	0	41	0	217	0	0	4,621	61	7	9	0

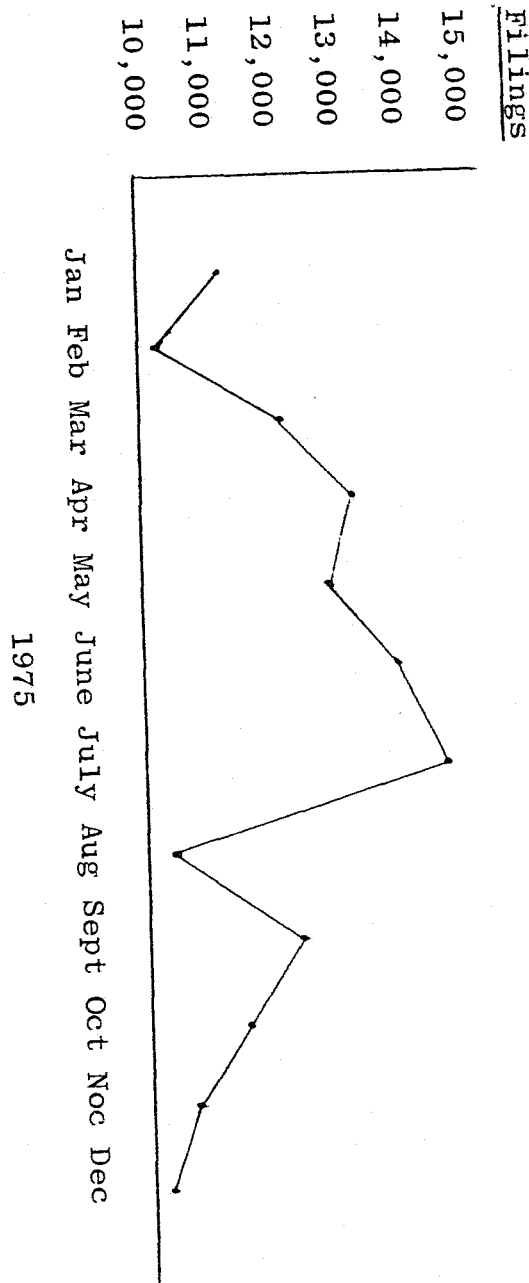
Table XXXXXXII, contd.

COUNTY COURTS
OTHER TRAFFIC CASES 1975

TERMINATED BY-----												
COURT	FILED AND REACTI- VATED	JURY TRIAL	COURT TRIAL	PRE- TRIAL	--GUILTY, NO CONTEST PLEA--		REDUCED CHARGE	VIOLA- TIONS BUREAU	UNAVAIL- ABILITY OF ACCUSED	--DISMISSAL BY--		TRANSFER TO OTHER JUDGE
					--ORIGINAL CHARGE--					R.C. 2945.73	OTHER	
					HEARING BY JUDGE	REFEREE						
TUSCARAWAS	1,478	1	22	1	278	0	0	1,116	16	4	13	0
HOLMES	743	1	17	1	270	0	3	0	421	3	23	0
TRUMBULL	1,830	1	15	2	1,219	0	4	567	7	2	42	0
CARROLL	948	0	14	1	397	0	4	493	9	0	23	0
MORROW	5,006	11	1	0	4,737	0	12	0	0	31	17	2
HOCKING	1,658	0	58	0	258	0	0	0	0	0	21	0
MEIGS	882	0	3	0	649	0	0	1,317	13	0	1	0
PAULDING	1,327	1	9	0	324	0	0	230	4	1	17	0
PIKE	1,913	0	17	0	1,492	0	0	968	35	0	4	0
ADAMS	966	0	21	0	330	0	0	473	4	1	17	0
MEDINA	3,028	5	78	0	998	0	0	454	88	7	4	0
HARRISON	1,424	0	24	0	220	0	2	1,878	6	7	4	0
MONROE	609	0	14	0	210	0	0	335	720	14	8	0
MORGAN	363	0	17	0	170	0	1	380	0	0	0	0
ERIE	5,015	0	19	0	3,218	0	76	159	1	9	1	0
NOBLE	573	0	2	0	237	0	1	1,837	36	17	6	0
VINTON	1,260	0	13	0	254	0	0	44	289	1	1	0
HARDIN	183	0	6	3	71	0	0	968	17	18	9	0
HIGHLAND	157	0	16	0	74	0	2	98	1	0	0	0
STATE TOTALS	142,912	69	1,868	194	63,408	102	280	60,170	14,661	1,059	1,586	17

Table XXXXXXIII

Other Traffic Filings per Month



Filings
1975

Jan	11,127
Feb	10,237
Mar	12,049
Apr	13,187
May	12,993
June	13,959
July	14,535
Aug	10,283
Sept	12,184
Oct	11,388
Nov	10,854
Dec	10,116

Table XXXXXXIV

COUNTY COURTS 1975
CIVIL CASES
PERSONAL INJURY AND PROPERTY DAMAGE

TERMINATED BY									
COURT	FILED AND REACTIVATED	JURY TRIAL	COURT TRIAL	PRETRIAL	DEFAULT HEARING BY JUDGE	DEFAULT HEARING BY REFEREE	DISMISSAL WANT OF PROSECUTION	BY OTHER DISMISSAL	TRANSFER TO OTHER JUDGE
MONTGOMERY #1	21	0	0	0	5	0	1	2	0
MONTGOMERY #2	11	0	1	0	5	0	0	3	4
MONTGOMERY #3	0	0	0	0	1	0	0	1	0
MAHONING #2	64	1	10	0	24	20	0	1	0
MAHONING #3	0	0	0	0	0	0	0	0	0
MAHONING #4	0	0	0	0	0	0	0	0	0
MAHONING #5	4	0	2	0	2	0	0	0	0
CLERMONT	16	0	1	0	7	0	0	3	0
COLUMBIANA (NW)	7	0	0	0	2	0	11	5	0
COLUMBIANA (E)	3	0	0	0	3	0	0	0	0
COLUMBIANA (SW)	0	0	0	0	0	0	0	0	0
BELMONT (N)	3	0	0	0	5	0	0	0	0
BELMONT (E)	0	0	1	1	0	0	0	0	0
BELMONT (W)	0	0	0	0	0	0	0	0	0
JEFFERSON #1	0	0	0	0	0	0	0	0	0
JEFFERSON #2	2	0	0	0	0	0	0	1	0
JEFFERSON #3	0	0	0	0	0	0	0	0	0
BUTLER #1	0	0	0	0	0	0	0	0	0
BUTLER #2	0	0	0	0	0	0	0	0	0
GREENE #1	3	0	0	0	2	0	8	2	1
GREENE #2	0	0	1	0	0	0	6	0	0
CRAWFORD (E)	0	0	0	0	0	0	0	0	0
CRAWFORD (W)	6	0	2	0	0	0	0	0	0
DARKE (NE)	0	0	0	0	0	0	0	0	0
DARKE (SW)	0	0	0	0	0	0	0	0	0
MUSKINGUM (E)	1	0	0	0	1	0	0	1	0
MUSKINGUM (W)	6	0	2	0	2	0	0	3	0
ASHTABULA (E)	5	0	1	1	2	0	0	1	0
ASHTABULA (W)	8	0	1	0	4	0	0	2	0
FULTON (E)	1	0	0	0	1	0	5	0	0
FULTON (W)	0	0	0	0	0	0	0	0	0
WARREN	2	0	0	0	1	0	4	1	0
PUTNAM	3	0	0	0	3	1	0	1	0
LAWRENCE	6	0	3	0	0	0	0	1	0
MADISON	4	0	2	0	0	0	2	0	0
PERRY	6	0	0	0	0	0	0	0	0
JACKSON	3	0	0	0	4	0	1	1	0
BROWN	6	0	1	0	1	0	0	3	0
SANDUSKY #1	0	0	0	0	0	0	0	0	0
SANDUSKY #2	0	0	0	0	1	0	0	0	0
TUSCARAWAS	12	0	1	0	5	0	0	5	0

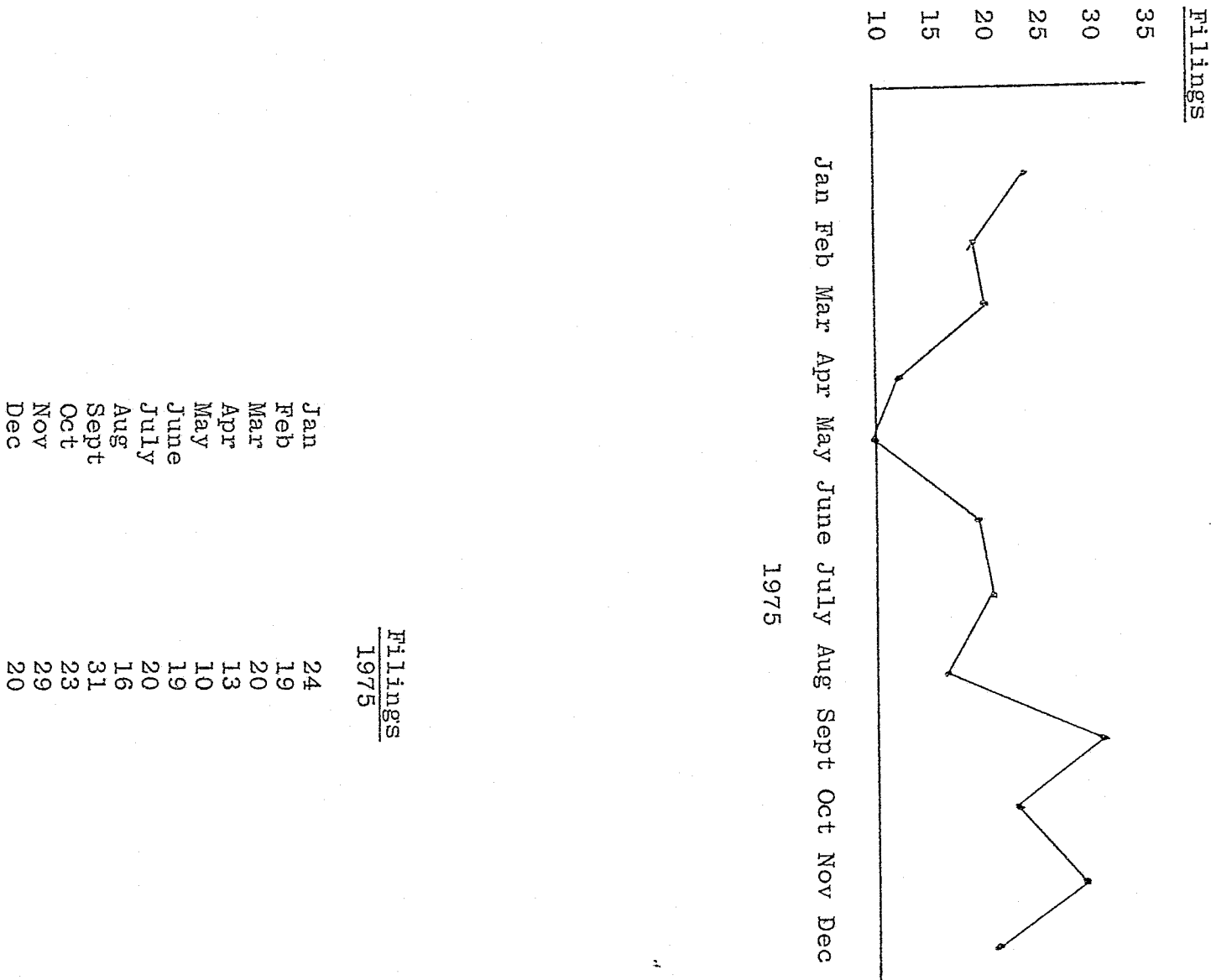
Table XXXXXXIV, contd.

COUNTY COURTS 1975
CIVIL CASES
PERSONAL INJURY AND PROPERTY DAMAGE

T E R M I N A T E D B Y										TRANSFER
COURT	FILED AND REACTIVATED	JURY TRIAL	COURT TRIAL	PRETRIAL	DEFAULT HEARING BY JUDGE	DEFAULT HEARING BY REFEREE	DISMISSAL WANT OF PROSECUTION	BY OTHER DISMISSAL	TO OTHER JUDGE	
HOLMES	0	0	0	0	0	0	0	0	0	
TRUMBULL	17	0	3	0	8	0	0	6	0	
CARROLL	1	0	0	0	0	0	0	0	0	
MORROW	0	0	0	0	0	0	0	0	0	
HOCKING	5	0	3	0	0	0	0	3	0	
MEIGS	0	0	0	0	0	0	0	0	0	
PAULDING	9	0	0	0	0	0	0	0	0	
PIKE	4	0	0	1	1	0	1	7	0	
ADAMS	0	0	2	0	0	0	0	3	0	
MEDINA	0	0	0	1	1	0	0	0	0	
HARRISON	2	0	0	0	0	0	0	1	0	
MONROE	0	0	0	0	0	0	0	0	0	
MORGAN	1	0	1	0	0	0	3	1	0	
ERIE	1	0	0	0	0	0	0	1	0	
NOBLE	1	0	0	0	0	0	0	0	0	
VINTON	0	0	0	0	0	0	0	1	0	
HARDIN	0	0	0	0	0	0	0	0	0	
HIGHLAND	0	0	1	0	0	0	0	0	0	
STATE TOTALS	244	1	40	3	92	21	42	60		

- 140 -

Table XXXXXXV
Personal Injury and Property Damage Filings per Month



- 141 -

Table XXXXXXVI

COUNTY COURTS 1975
CIVIL CASES
CONTRACTS

COURT	FILED AND REACTIVATED	JURY TRIAL	COURT TRIAL	PRETRIAL	TERMINATED BY					TRANSFER TO OTHER JUDGE
					DEFAULT HEARING BY JUDGE	DEFAULT HEARING BY REFEREE	DISMISSAL WANT OF PROSECUTION	BY OTHER DISMISSAL		
MONTGOMERY #1	92	0	0	0	65	0	9	18	0	
MONTGOMERY #2	82	0	3	0	54	0	0	14	11	
MONTGOMERY #3	4	0	0	0	0	0	0	1	0	
MAHONING #2	185	0	71	0	125	48	10	38	0	
MAHONING #3	31	0	3	0	14	0	0	0	0	
MAHONING #4	0	0	0	0	0	0	0	0	0	
MAHONING #5	37	0	1	0	8	0	0	0	0	
CLERMONT	173	0	7	0	99	0	3	15	0	
COLUMBIANA (NW)	107	0	6	1	84	0	157	16	0	
COLUMBIANA (E)	315	0	0	0	256	0	3	48	0	
COLUMBIANA (SW)	144	0	17	0	88	0	16	50	1	
BELMONT (N)	186	0	2	0	146	0	0	16	0	
BELMONT (E)	183	0	2	1	161	0	3	20	0	
BELMONT (W)	220	0	2	0	154	0	3	25	0	
JEFFERSON #1	211	0	0	0	222	0	0	0	0	
JEFFERSON #2	352	0	2	0	332	0	0	7	0	
JEFFERSON #3	128	0	1	0	79	0	0	8	0	
BUTLER #1	151	0	0	0	143	0	25	3	1	
BUTLER #2	61	0	0	0	34	0	0	5	1	
GREENE #1	21	0	2	0	11	0	127	6	3	
GREENE #2	41	0	4	0	31	0	135	9	0	
CRAWFORD (E)	0	0	1	0	0	0	0	0	0	
CRAWFORD (W)	36	0	0	0	20	0	1	1	0	
DARKE (NE)	0	0	0	0	0	0	0	0	0	
DARKE (SW)	0	0	0	0	0	0	0	0	0	
MUSKINGUM (E)	98	0	1	0	83	0	4	12	2	
MUSKINGUM (W)	141	0	4	0	107	0	6	29	0	
ASHTABULA (E)	65	0	2	0	44	5	5	2	1	
ASHTABULA (W)	274	0	0	0	186	0	0	123	1	
FULTON (E)	0	0	0	0	0	0	0	0	0	
FULTON (W)	4	0	0	0	0	0	0	1	0	
WARREN	34	0	2	0	25	0	68	3	0	
PUTNAM	21	0	0	0	16	0	0	9	0	
LAWRENCE	10	0	1	0	9	0	0	4	0	
MADISON	301	0	4	0	182	0	55	20	0	
PERRY	0	0	0	0	0	0	0	0	0	
JACKSON	10	0	0	0	28	0	1	4	0	
BROWN	7	0	0	0	4	0	0	0	0	
SANDUSKY #1	0	0	0	0	0	0	0	0	0	
SANDUSKY #2	25	0	1	0	15	0	2	1	0	
TUSCARAWAS	76	0	2	2	55	0	0	9	0	

Table XXXXXXVI, contd.

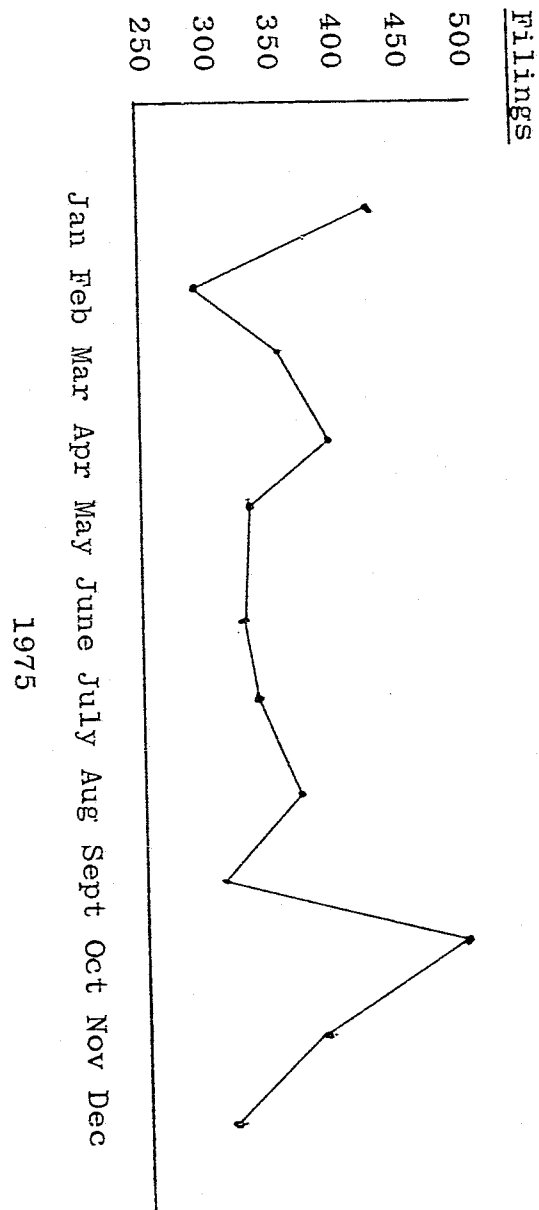
COUNTY COURTS 1975
CIVIL CASES
CONTRACTS

143

COURT	TERMINATED BY								
	FILED AND REACTIVATED	JURY TRIAL	COURT TRIAL	PRETRIAL	DEFAULT HEARING BY JUDGE	DEFAULT HEARING BY REFEREE	DISMISSAL WANT OF PROSECUTION	BY OTHER DISMISSAL	TRANSFER TO OTHER JUDGE
HOLMES	20	0	0	1	11	0	0	6	0
TRUMBULL	84	1	8	0	49	0	5	40	0
CARROLL	8	0	2	2	2	0	0	3	0
MORROW	45	0	0	0	36	0	7	3	0
HOCKING	46	0	4	0	34	0	7	18	0
MEIGS	36	0	0	0	11	0	20	3	0
PAULDING	1	0	0	0	1	0	0	0	0
PIKE	15	0	2	0	10	0	1	26	0
ADAMS	31	0	2	0	21	0	2	10	0
MEDINA	3	0	1	0	2	0	0	0	0
HARRISON	206	0	8	0	100	0	17	18	0
MONROE	0	0	0	0	0	0	0	0	0
MORGAN	8	0	0	0	4	0	0	1	0
ERIE	12	0	0	0	20	0	38	3	0
NOBLE	5	0	0	0	0	0	0	2	0
VINTON	0	0	0	0	0	0	0	0	0
HARDIN	4	0	0	1	1	0	0	1	0
HIGHLAND	10	0	1	0	4	0	0	0	0
STATE TOTALS	4,360	1	169	8	3,186	53	730	651	21

Table XXXXXXVII

Contract Filings per Month



Jan	439
Feb	298
Mar	356
Apr	398
May	342
June	336
July	347
Aug	364
Sept	304
Oct	473
Nov	383
Dec	320

Filings
1975

Table XXXXXXVIII

COUNTY COURTS 1975
CIVIL CASES
F.E.O.

----- T E R M I N A T E D B Y -----

COURT	FILED AND REACTIVATED	JURY TRIAL	COURT TRIAL	PRETRIAL	DEFAULT HEARING BY JUDGE	DEFAULT HEARING BY REFEREE	DISMISSAL WANT OF PROSECUTION	BY OTHER DISMISSAL	TRANSFER TO OTHER JUDGE
MONTGOMERY #1	226	0	0	0	95	0	67	42	0
MONTGOMERY #2	100	0	0	0	56	0	0	37	8
MONTGOMERY #3	10	0	1	0	3	0	2	3	0
MAHONING #2	55	0	12	0	32	1	0	13	0
MAHONING #3	11	0	2	0	8	0	0	0	0
MAHONING #4	115	0	76	0	76	0	1	41	0
MAHONING #5	28	0	7	0	15	0	2	2	0
CLERMONT	221	0	1	0	145	0	3	57	0
COLUMBIANA (NW)	21	1	16	1	2	0	3	3	0
COLUMBIANA (E)	39	0	0	0	23	0	0	14	0
COLUMBIANA (SW)	7	0	0	0	2	0	3	0	0
BELMONT (N)	21	0	0	0	13	0	0	4	0
BELMONT (E)	3	0	0	0	4	0	0	1	0
BELMONT (W)	5	0	0	0	4	0	0	1	0
JEFFERSON #1	0	0	0	0	0	0	0	0	0
JEFFERSON #2	0	0	0	0	0	0	0	0	0
JEFFERSON #3	0	0	0	0	0	0	0	0	0
BUTLER #1	11	0	0	0	9	0	0	1	0
BUTLER #2	62	0	0	0	43	0	0	5	0
GREENE #1	11	0	0	0	6	0	20	2	0
GREENE #2	13	0	1	0	5	0	27	2	0
CRAWFORD (E)	0	0	0	0	0	0	0	0	0
CRAWFORD (W)	2	0	2	0	0	0	0	0	0
DARKE (NE)	8	0	1	0	4	0	0	1	0
DARKE (SW)	11	0	0	0	6	0	0	4	0
MUSKINGUM (E)	2	0	1	0	0	0	0	0	0
MUSKINGUM (W)	8	0	1	0	2	0	5	2	0
ASHTABULA (E)	12	0	5	1	6	0	0	0	0
ASHTABULA (W)	35	0	0	0	19	0	0	16	0
FULTON (E)	19	2	0	0	17	0	1	3	0
FULTON (W)	0	0	0	0	0	0	0	0	0
WARREN	33	0	8	0	17	0	74	12	0
PUTNAM	3	1	0	0	1	0	0	2	0
LAWRENCE	16	1	1	0	6	0	0	7	0
MADISON	39	0	14	0	2	0	12	4	0
PERRY	0	0	0	0	0	0	0	0	0
JACKSON	6	0	0	0	0	0	0	0	0
BROWN	0	0	0	0	2	0	1	1	0
SANDUSKY #1	0	0	0	0	0	0	0	0	0
SANDUSKY #2	5	0	0	0	5	0	0	0	0
TUSCARAWAS	22	0	2	0	11	0	0	7	0

Table XXXXXXVIII, contd.

COUNTY COURTS 1975
CIVIL CASES
F.E.D.

COURT	FILED AND REACTIVATED	JURY TRIAL	COURT TRIAL	PRETRIAL	T E R M I N A T E D B Y					DISMISSAL WANT OF PROSECJTION	BY OTHER DISMISSAL	TRANSFER TO OTHER JUDGE
					DEFAULT HEARING BY JUDGE	DEFAULT HEARING BY REFEREE						
HOLMES	5	0	0	0	2	0				0	2	0
TRUMBULL	40	0	0	0	23	0				2	14	0
CARROLL	17	0	0	0	5	0				0	11	0
MORROW	8	0	0	0	1	4				1	1	0
HOCKING	9	0	3	0	1	0				0	4	0
MEIGS	0	0	0	0	0	0				0	0	0
PAULDING	3	0	0	0	3	0				0	0	0
PIKE	11	0	3	0	3	0				3	8	0
ADAMS	15	0	0	0	8	0				0	5	0
MEDINA	21	0	0	0	14	0				0	6	0
HARRISON	18	0	0	0	14	0				1	0	0
MONROE	3	0	1	0	0	0				0	0	0
MORGAN	6	0	2	0	1	0			10	0	1	0
ERIE	1	0	0	0	3	0			0	0	0	0
NOBLE	0	0	0	0	2	0			0	0	0	0
VINTON	3	0	0	1	0	0			0	0	2	0
HARDIN	6	0	2	0	2	0			0			0
HIGHLAND					2							
STATE TOTALS	1,346	5	166	3	723	5			242	341		8

146

Table XXXXXXIX
F.E.D. Filings per Month

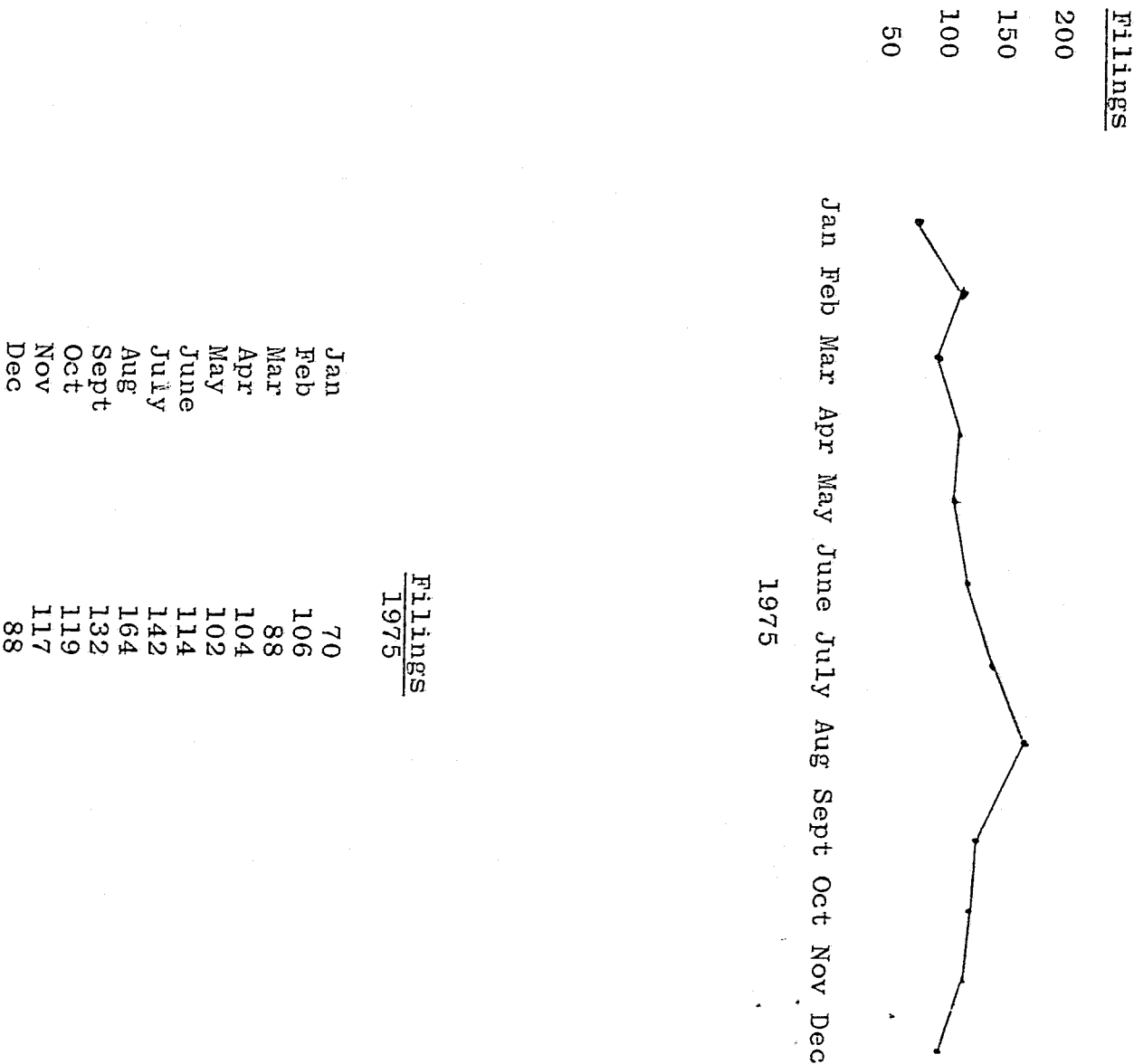


Table XXXXXXXX

COUNTY COURTS 1975
CIVIL CASES
OTHER CIVIL

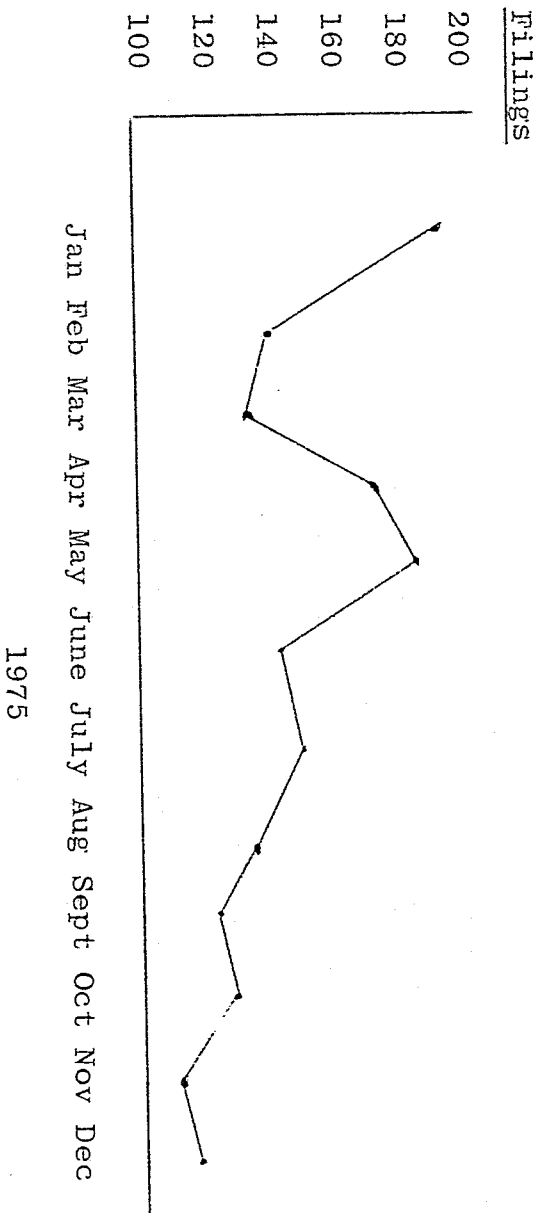
T E R M I N A T E D B Y										
COURT	FILED AND REACTIVATED	JURY TRIAL	COURT TRIAL	PRETRIAL	DEFAULT HEARING BY JUDGE	DEFAULT HEARING BY REFEREE	DISMISSAL WANT OF PROSECUTION	BY OTHER DISMISSAL	TRANSFER TO OTHER JUDGE	
MONTGOMERY #1	63	0	0	0	30	0	3	8	0	0
MONTGOMERY #2	10	0	2	0	5	0	0	4	0	0
MONTGOMERY #3	18	0	2	0	5	0	4	2	0	0
MAHONING #2	60	0	26	0	35	10	0	0	0	0
MAHONING #3	187	0	2	0	216	0	0	0	0	0
MAHONING #4	150	0	336	0	96	0	12	106	0	0
MAHONING #5	73	0	18	0	41	0	7	9	0	0
CLERMONT	95	0	0	0	77	2	0	11	0	0
COLUMBIANA (NW)	3	0	1	0	1	0	0	4	0	0
COLUMBIANA (E)	25	0	0	0	12	0	0	5	0	0
COLUMBIANA (SW)	0	0	0	0	0	0	0	0	0	0
BELMONT (N)	17	0	0	0	10	0	0	1	0	0
BELMONT (E)	7	0	1	0	3	0	0	1	0	0
BELMONT (W)	0	0	0	0	0	0	0	0	0	0
JEFFERSON #1	0	0	0	0	0	0	0	0	0	0
JEFFERSON #2	6	0	0	0	24	0	0	2	0	0
JEFFERSON #3	15	0	0	0	13	0	0	0	0	0
BUTLER #1	5	0	0	0	6	0	0	0	0	0
BUTLER #2	9	0	0	0	9	0	0	0	0	0
GREENE #1	2	0	0	0	0	0	2	6	0	0
GREENE #2	1	0	0	0	1	0	2	0	0	0
CRAWFORD (E)	84	0	21	0	51	0	6	24	0	0
CRAWFORD (W)	20	0	16	0	25	0	0	4	0	0
DARKE (NE)	45	0	19	0	26	0	0	16	0	0
DARKE (SW)	51	0	8	0	32	0	1	19	0	0
MUSKINGUM (E)	0	0	0	0	0	0	0	0	0	0
MUSKINGUM (W)	0	0	0	0	0	0	0	0	0	0
ASHTABULA (E)	1	0	0	0	0	0	0	0	0	0
ASHTABULA (W)	0	0	0	0	0	0	0	0	0	0
FULTON (E)	41	1	2	0	24	0	19	16	2	0
FULTON (W)	43	0	0	0	11	0	2	34	0	0
WARREN	5	0	0	0	1	0	1	2	0	0
PUTNAM	22	0	0	0	12	0	0	8	0	0
LAWRENCE	4	0	1	0	1	0	2	1	0	0
MADISON	5	0	0	0	0	0	1	2	0	0
PERRY	42	0	0	0	18	0	0	0	0	0
JACKSON	66	0	0	0	44	0	7	18	0	0
BROWN	153	0	0	0	123	0	0	40	0	0
SANDUSKY #1	66	0	22	0	10	27	53	0	0	0
SANDUSKY #2	0	0	1	0	0	0	0	0	0	0
TUSCARAWAS	8	0	2	0	0	0	0	1	0	0

Table XXXXXXXX, contd.

COUNTY COURTS 1975
CIVIL CASES
OTHER CIVIL

T E R M I N A T E D B Y									
COURT	FILED AND REACTIVATED	JURY TRIAL	COURT TRIAL	PRETRIAL	DEFAULT HEARING BY JUDGE	DEFAULT HEARING BY REFEREE	DISMISSAL WANT OF PROSECUTION	BY OTHER DISMISSAL	TRANSFER TO OTHER JUDGE
HOLMES	11	0	1	0	4	0	0	1	0
TRUMBULL	1	0	0	0	1	0	0	0	0
CARROLL	76	1	4	5	52	0	0	30	0
MORROW	12	0	4	0	1	1	0	0	0
HOCKING	4	0	1	0	0	0	0	2	0
MEIGS	3	0	0	0	1	0	0	1	0
PAULDING	30	0	2	0	19	0	0	4	0
PIKE	6	0	0	0	2	0	0	16	0
ADAMS	5	0	3	0	1	0	1	1	0
MEDINA	105	0	2	0	69	0	0	35	0
HARRISON	13	0	5	0	8	0	1	1	0
MONROE	59	0	13	0	61	0	0	0	0
MORGAN	2	0	2	0	0	0	0	1	0
ERIE	0	0	0	0	0	0	1	1	0
NOBLE	5	0	0	0	2	0	0	4	0
VINTON	6	0	0	0	8	0	0	3	0
HARDIN	1	0	0	0	4	0	0	0	0
HIGHLAND	3	0	3	0	0	0	0	0	0
STATE TOTALS	1,744	2	525	5	1,196	40	125	446	4

Table XXXXXXXXI
Other Civil Filings per Month



Jan 190
Feb 140
Mar 137
Apr 176
May 185
June 142
July 152
Aug 138
Sept 121
Oct 128
Nov 116
Dec 119

Filings
1975

Table XXXXXXXXIII

COUNTY COURTS 1975
SMALL CLAIMS CASES

		TERMINATED BY				
COURT	FILED	HEARING BY JUDGE	HEARING BY REFEREE	DISMISSAL WANT OF PROSECUTION	OTHER DISMISSAL	TRANSFER TO REGULAR CIVIL DOCKET
MONTGOMERY #1	262	218	0	4	37	2
MONTGOMERY #2	135	110	0	0	21	3
MONTGOMERY #3	37	23	0	2	13	0
MAHONING #2	318	240	81	13	24	31
MAHONING #3	51	4	0	0	0	51
MAHONING #4	342	230	0	0	76	0
MAHONING #5	69	61	0	1	2	0
CLERMONT	1,123	670	1	20	265	0
COLUMBIANA (NW)	250	168	0	11	49	0
COLUMBIANA (E)	319	213	0	2	67	0
COLUMBIANA (SW)	229	127	0	47	36	2
BELMONT (N)	6	5	0	0	0	0
BELMONT (E)	271	216	21	1	47	1
BELMONT (W)	34	24	0	0	3	0
JEFFERSON #1	54	57	0	0	0	0
JEFFERSON #2	77	67	0	2	1	0
JEFFERSON #3	108	71	1	1	5	1
BUTLER #1	91	87	0	0	2	0
BUTLER #2	72	43	0	5	23	1
GREENE #1	49	36	0	3	8	0
GREENE #2	88	63	0	17	30	1
CRAWFORD (E)	62	40	0	2	5	3
CRAWFORD (W)	52	41	0	2	1	0
DARKE (NE)	249	91	0	4	115	12
DARKE (SW)	268	133	0	6	124	1
MUSKINGUM (E)	155	103	0	15	37	0
MUSKINGUM (W)	311	199	0	17	66	0
ASHTABULA (E)	85	22	0	24	10	13
ASHTABULA (W)	192	91	0	0	100	0
FULTON (E)	141	74	0	2	58	4
FULTON (W)	138	42	0	4	88	0
WARREN	232	225	0	201	81	4
PUTNAM	421	180	0	0	208	0
LAWRENCE	243	132	0	15	78	1
MADISON	588	300	0	74	203	0
PERRY	324	303	0	1	0	0
JACKSON	203	153	0	26	32	0
BROWN	321	196	0	0	128	0
SANDUSKY #1	205	118	58	1	0	0
SANDUSKY #2	53	49	0	0	9	2
TUSCARAWAS	628	498	0	0	113	1

Table XXXXXXII, contd.

COUNTY COURTS 1975
SMALL CLAIMS CASES

TERMINATED BY						
COURT	FILED	HEARING BY JUDGE	HEARING BY REFEREE	DISMISSAL WANT OF PROSECUTION	OTHER DISMISSAL	TRANSFER TO REGULAR CIVIL DOCKET
HOLMES	293	120	0	16	156	2
TRUMBULL	295	179	0	43	128	1
CARROLL	462	271	0	0	179	9
MORROW	194	19	120	4	62	0
HOCKING	230	130	0	2	92	1
MEIGS	246	142	0	13	89	0
PAULDING	180	130	0	1	18	0
PIKE	91	55	0	5	34	0
ADAMS	182	121	0	5	61	0
MEDINA	106	77	0	2	45	1
HARRISON	276	265	0	0	2	4
MONROE	389	358	0	0	0	10
MORGAN	70	65	0	6	6	0
ERIE	27	23	0	1	4	0
NOBLE	143	66	0	9	73	0
VINTON	75	44	0	0	31	0
HARDIN	78	73	0	0	0	0
HIGHLAND	68	29	5	1	18	0
STATE TOTALS	12,261	7,890	287	631	3,163	162

Filings
1,200
1,150
1,100
1,050
1,000
950
900

Table XXXXXXIII.
Small Claims Filings per Month

Jan Feb Mar Apr May June July Aug Sept Oct Nov Dec

1975

Filings 1975	
Jan	1,197
Feb	1,030
Mar	1,033
Apr	995
May	977
June	975
July	1,043
Aug	959
Sept	969
Oct	1,099
Nov	1,056
Dec	928

ACKNOWLEDGEMENTS

The figures which appear in this summary were obtained from the forms submitted by the Supreme Court, Courts of Appeals, Courts of Common Pleas, Court of Claims, Municipal Courts and County Courts. A special thank you should go to the judges, clerks and staff employees who prepared all of these documents.

Many hours were devoted by the staff members of the Supreme Court whose names appear on this page to the development of this publication.

The electronic data processing equipment used to prepare the statistical information belongs to the State Data Center, Division of Computer Services, Ohio Department of Administrative Services. Technical assistance was provided by Mr. Ronald J. Shaw and Mrs. Deborah J. Brown of the Production Control Section and Mr. Pat Kelly and Mr. Melwin R. Irwin, Account Supervisors and Ms. Ann M. Olson, Ms. Challis L. Gibbs and Mr. Gerald L. Mercier, Programmer analysts, of the Application Systems Section of State Data Center.

William D. Radcliff

Ohio Courts Staff

Publisher.....	William D. Radcliff
Editor.....	Douglas K. Somerlot
Statistical Staff.....	Barbara Allinson
	Jean Mosher
Graphics.....	Sandy Smith
Printing.....	Ed Paas
Circulation.....	Charles M. Wicker
	Gina Facciobene

END