


NCJRS

This microfiche was produced from documents received for inclusion in the NCJRS data base. Since NCJRS cannot exercise control over the physical condition of the documents submitted, the individual frame quality will vary. The resolution chart on this frame may be used to evaluate the document quality.



Microfilming procedures used to create this fiche comply with the standards set forth in 41CFR 101-11.504

Points of view or opinions stated in this document are those of the author(s) and do not represent the official position or policies of the U.S. Department of Justice.

U.S. DEPARTMENT OF JUSTICE
LAW ENFORCEMENT ASSISTANCE ADMINISTRATION
NATIONAL CRIMINAL JUSTICE REFERENCE SERVICE
WASHINGTON, D.C. 20531

Date filmed

7/15/76

Oklahoma -
REPORT ON THE JUDICIARY,


1974

(20 O.S. 1971 § 16.11)

STATE OF OKLAHOMA

Marian P. Opala

Administrative Director of the Courts



JUSTICES OF THE SUPREME COURT

Reading left to right, top row: The Honorable Robert P. Simms, Robert E. Lavender, William A. Berry, Don B. Barnes, John B. Poolie. Bottom row: The Honorable Pat Irwin, Ralph B. Hodges, Ben T. Williams (Vice Chief Justice), Denver N. Davison (Chief Justice).

TABLE OF CONTENTS

	Page
I. COURT STRUCTURE	
Narrative on Judicial Institutions.....	1
Charts:	
Administrative Organization.....	6
Jurisdiction of the Courts.....	7
II. COURT MANAGEMENT	
Administrative Functions of the Supreme Court (chart).....	11
Oklahoma Judges Who are Graduates of the Regular Session of the National College of the State Judiciary.....	12
Membership in Oklahoma Bar Association..	16
Judicial Retirement System Narrative and Statistics.....	17
III. WORKLOAD OF JUDICIAL INSTITUTIONS	
Supreme Court and Court of Appeals.....	27
Court of Criminal Appeals.....	37
Court on the Judiciary.....	45
State Industrial Court.....	46
Court of Bank Review.....	48
Court of Tax Review.....	50
Council on Judicial Complaints.....	52
Judicial Nominating Commission.....	54
IV. DISTRICT COURT	
Judges of the District Court.....	57
Judicial Changes on the District Court Bench, 1973-74.....	64
Judges Time Lost.....	67
Maps:	
Administrative Judicial Districts.....	68
Judicial Districts.....	69
Prosecutorial Districts.....	70
Principal Trial Court Locations.....	71
POPULATION	
Population Per Judge.....	75
Ranking of Population to Judicial Personnel.....	79
CASELOAD	
Average Caseload Per Judge.....	83
Ranking of Average Number of Total Cases Filed and Terminated Per Judge and Per Judicial District.....	87
Ranking of Average Number of Total Cases Filed and Terminated Per Judge and Per County.....	88
Caseload Per Special Judge.....	90
Ranking of Caseload Per Special Judge...	94
STATISTICS	
Breakdown by Litigation Category in Each County.....	97
Beer, Pool Hall and Bingo Licenses Issued.....	137
Miscellaneous Filings.....	139
Post-Conviction Appeals Filed.....	141
Breakdown by Litigation Category in Each Judicial District.....	145

	Page
STATISTICS (Continued)	
Percentage of Increase or Decrease in Caseload.....	207
Total Cases Filed and Terminated.....	217
Graph.....	219
Ratio of Cases Terminated to Cases Filed.....	225
Disposition, Method of.....	231
County Comparison of Cases Filed, Terminated and Pending.....	251
Statewide Comparison of Cases Filed, Terminated and Pending by Litigation Category.....	293
Workload of Judges.....	305
Distribution of Lawyers Per Judge.....	315
Juvenile Statistics.....	329
V. STATISTICAL DATA ON THE COST OF OPERATING THE COURTS	
Court Fund Expenditures	335
Percentage of Increase or Decrease in Court Fund Expenditures.....	343
Defense Services for Indigents: Expenditures.....	346
Graph.....	348
Support of Local Law Library.....	349
Expenditures from County General Fund: Court Clerk's Office.....	353
Percentage of Increase or Decrease.....	362
Graph.....	365
Sheriff's Travel Expense.....	366
Juvenile Division.....	373
Oklahoma's Judiciary's Support Sources, Percentage of Contribution by Each Court Element (Graphs).....	377
Court Fund Earnings, Expenditures and State Judicial Fund Contributions.....	383
State Judicial Fund Contributions, Breakdown by Counties.....	384
Graph.....	386
Law Library Contributions.....	387
Bond Forfeitures.....	389
Receipts to Pardon and Parole Fund.....	391
Per Case Processing Cost: Supreme Court and Court of Appeals....	395
Court of Criminal Appeals.....	395
District Court.....	396
Percentage of Total Number of Cases Terminated by Class of Litigation....	398
Average Cost Per Case Terminated 1969-1974.....	399
District Court Travel Expense.....	405
Graph.....	408
Errata.....	
Ranking of Litigation Class by Cases Filed and Terminated.....	409

I. COURT STRUCTURE

JUDICIAL INSTITUTIONS OF OKLAHOMA

SUPREME COURT*

The Supreme Court is a constitutional tribunal consisting of nine justices retained in office for a term of six years pursuant to a non-partisan non-competitive election. Any vacancy is filled by gubernatorial appointment from a supreme court judicial district. The state is divided into nine supreme court judicial districts. (See map)

The appellate jurisdiction of the supreme court is co-extensive with the state and includes all civil cases. The supreme court has general superintendent and administrative control over all other courts and agencies of the state government and may issue writs of habeas corpus, mandamus, quo warranto, certiorari, prohibition and other remedial writs.

COURT OF APPEALS**

The Court of Appeals consists of two permanent divisions, one sitting in Tulsa County and the other sitting in Oklahoma County, with each division having three judges. One Court of Appeals judge is elected from each of the six congressional districts on a non-partisan ballot for a term of six years.

The Court of Appeals has the power to dispose of any cases assigned to it by the Supreme Court. Its decisions, when final, are neither appealable to the Supreme Court nor subject to re-examination by another division of the Court of Appeals or by the judges of that court sitting en banc. It has jurisdiction to issue writs of habeas corpus, mandamus, quo warranto, certiorari, prohibition or any other process necessary to any case assigned to it. Its decisions may be reviewed by the Supreme Court if a majority of that court's justices direct that certiorari be granted, and the Supreme Court may by order recall cases from the Court of Appeals.

The procedure and practices of the Court of Appeals is prescribed by rules of the Supreme Court, although, pursuant to law and the rules of the Supreme Court, the Court of Appeals may promulgate its own rules.

*Art. 7, Sec. 1, Okla. Const.

**20 O.S. 1971 § 30.1 et seq.

Court of Appeals (continued)

The Clerk of the Supreme Court serves as the Clerk of the Court of Appeals.

COURT OF CRIMINAL APPEALS*

The Court of Criminal Appeals is composed of three judges, one from each of the Court of Criminal Appeals Judicial Districts. Judges of the court are elected by popular vote at a non-partisan election for a term of six years.

The Court of Criminal Appeals has exclusive appellate jurisdiction, co-extensive with the limits of the State, in all criminal cases appealed from the district courts and such other courts of record as may be established by law. The Court of Criminal Appeals, in criminal matters, has the power to issue, hear and determine writs of habeas corpus, mandamus quo warranto, certiorari, prohibition and such other remedial writs as may be provided by law, and may exercise such other and further jurisdiction as may be conferred by statute.

COURT ON THE JUDICIARY**

The Court on the Judiciary has: (a) a nine-member Trial Division and (b) a nine-member Appellate Division. Each division of the court selects a presiding judge.

The Trial Division has jurisdiction to (a) remove from office an member of the judiciary, state or municipal;***or (b) subject a member of the judiciary to compulsory retirement from office. In either instance the action must be for cause and result from proceedings before the Court on the Judiciary.

The Appellate Division may review any judgement of the Trial Division when the respondent or prosecutor files a notice of appeal with the Clerk of the Supreme Court within ten days after entry of a judgement.

*Art. 7, Sec. 1, Okla. Const.: 20 O.S. 1971 § 31

**Art. 7-A, Okla. Const.

***20 O.S. 1971 § 1404 as amended in 1973 by S.B. 83

Court on the Judiciary (continued)

District courts must, on the direction of a division of the Court on the Judiciary, aid in carrying out the procedures and mandates of that court.

INDUSTRIAL COURT*

The State Industrial Court is a statutory body consisting of five judges appointed by the Governor with the advice and consent of the Senate. The court sits in hearing and judgement of industrial accident cases and has the power to formulate rules and procedures for the transaction of its business. The court has full power to determine all questions in relation to the payment of claims for compensation and in the exercise of its power may make any investigation it deems necessary. The award or decision of the court shall be final and conclusive upon all questions within its jurisdiction between the parties unless an appeal is lodged within statutory time either to the court en banc or to the Supreme Court.

COURT OF BANK REVIEW**

The Court of Bank Review consists of three district judges designated by the Governor and confirmed by the State Senate. The law requires that each judge be from a different Court of Criminal Appeals district. The Governor designates one of the judges as presiding judge of that court.

The Court meets at the State Capitol on the call of the presiding judge and has the power and duty to hear and determine all appeals from any final order of the Commission and the Banking Board.

The Court may: (a) affirm the order of the Banking Board or the Commissioner; (b) may direct such action as may be affirmatively required by law; or (c) may reverse or modify the order of the Board or Commissioner.

The decision of the Court of Bank Review is subject to review by certiorari in the Supreme Court.

*85 O.S. 1971 § 69.1

**6 O.S. 1971 § 207

COURT OF TAX REVIEW*

The Court of Tax Review is composed of three district judges designated by the Governor. The State Auditor acts as its clerk.

The Court of Tax Review has judicial cognizance of all protests against any alleged illegal levies.

DISTRICT COURT*

The district courts of the State of Oklahoma have unlimited original jurisdiction of all justiciable matters, powers of review of administrative action and power to issue writs, remedial or otherwise necessary or proper to carry into effect their orders, judgements or decrees.

There are 24 district court judicial districts with 52 district judges. Other judges of the district court are: 87 associate district judges and 44 special judges. There is at least one associate judge in every county in the state.

District and associate district judges are elected on a non-partisan ballot in a competitive election for a term of four years. The special judges are appointed by the district judges of the judicial administrative district in which such judicial offices are authorized by statute. They serve at the pleasure of their appointers.

There are nine judicial administrative districts, each headed by a presiding judge. (See map)

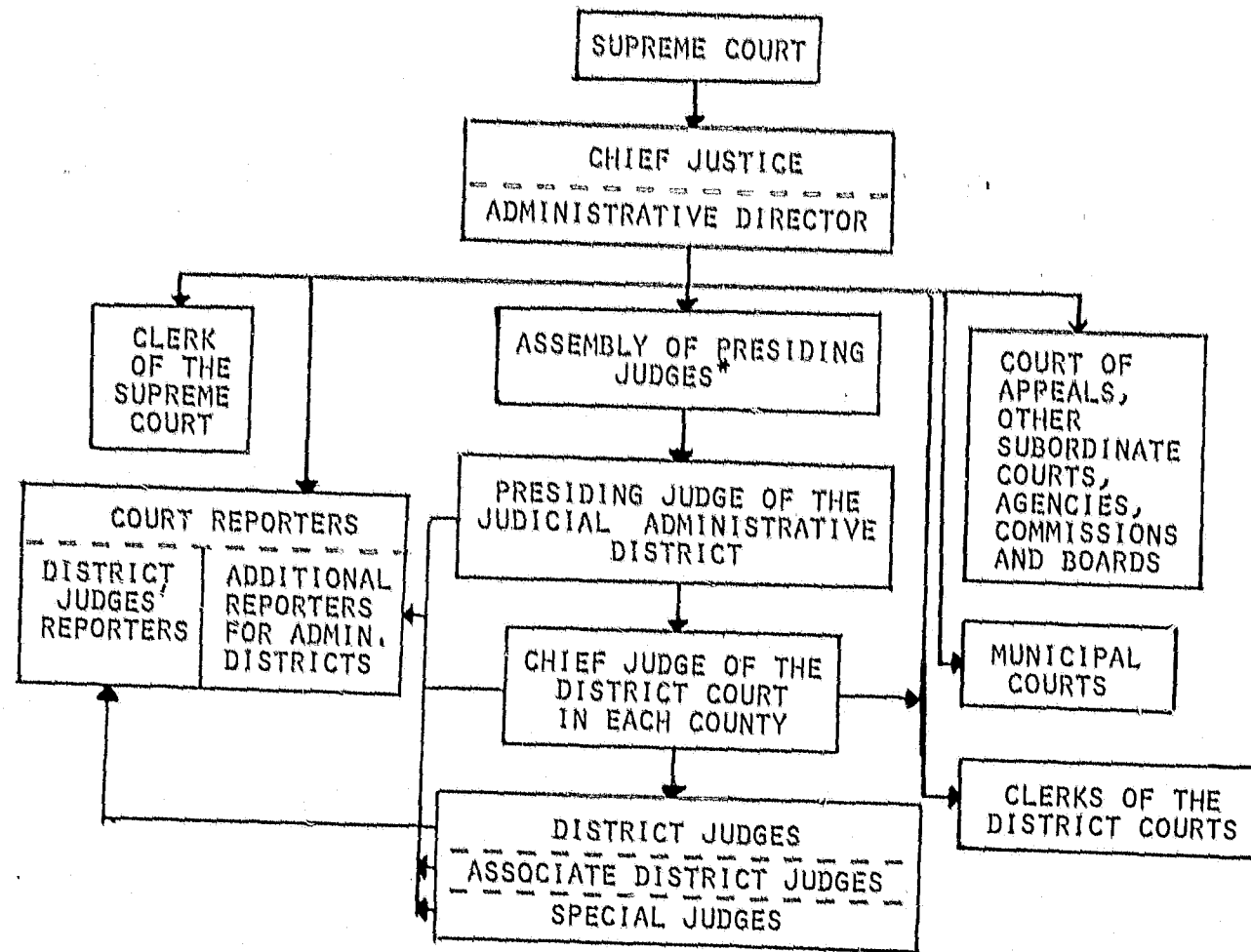
*Art. 7, Sec. 1, Okla. Const.

S U M M A R Y

The judicial power in Oklahoma is vested in the following courts:

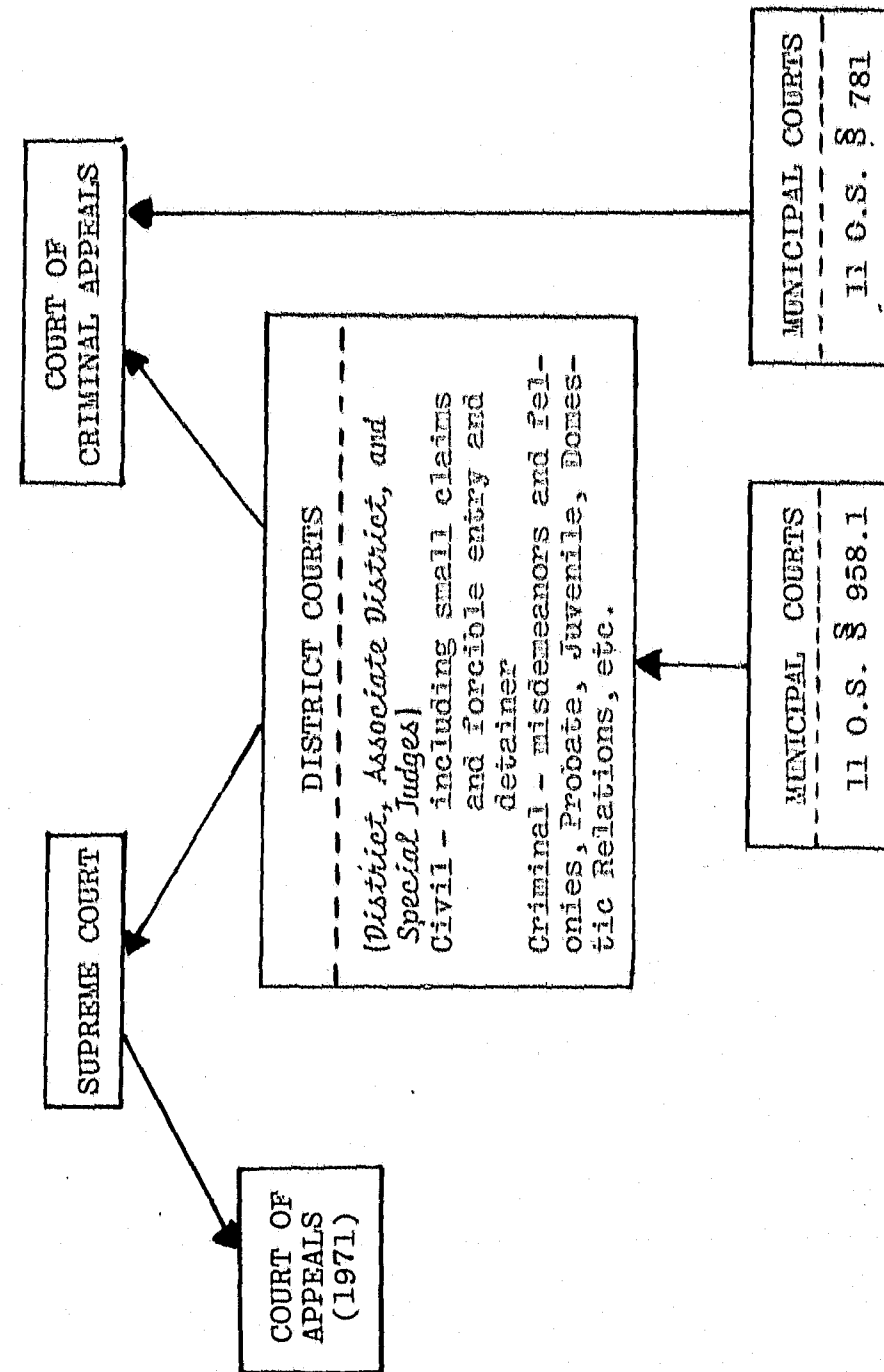
- One The Senate sitting as a Court of Impeachment
- Two The Supreme Court
- Three The Court of Criminal Appeals
- Four The Court of Appeals
- Five The Court on the Judiciary
- Six The State Industrial Court
- Seven The Court of Bank Review
- Eight The Court of Tax Review
- Nine District Court
- Ten Municipal Courts with jurisdiction limited to criminal and traffic proceedings: (a) arising out of municipal ordinance violations or (b) infractions of regulations that are authorized by municipal ordinances.

ADMINISTRATIVE ORGANIZATION
OF THE JUDICIAL SYSTEM



* convoked by Chief Justice Berry, September 1, 1971
20 O.S. 1971 §23, subdiv. (2) and (3).

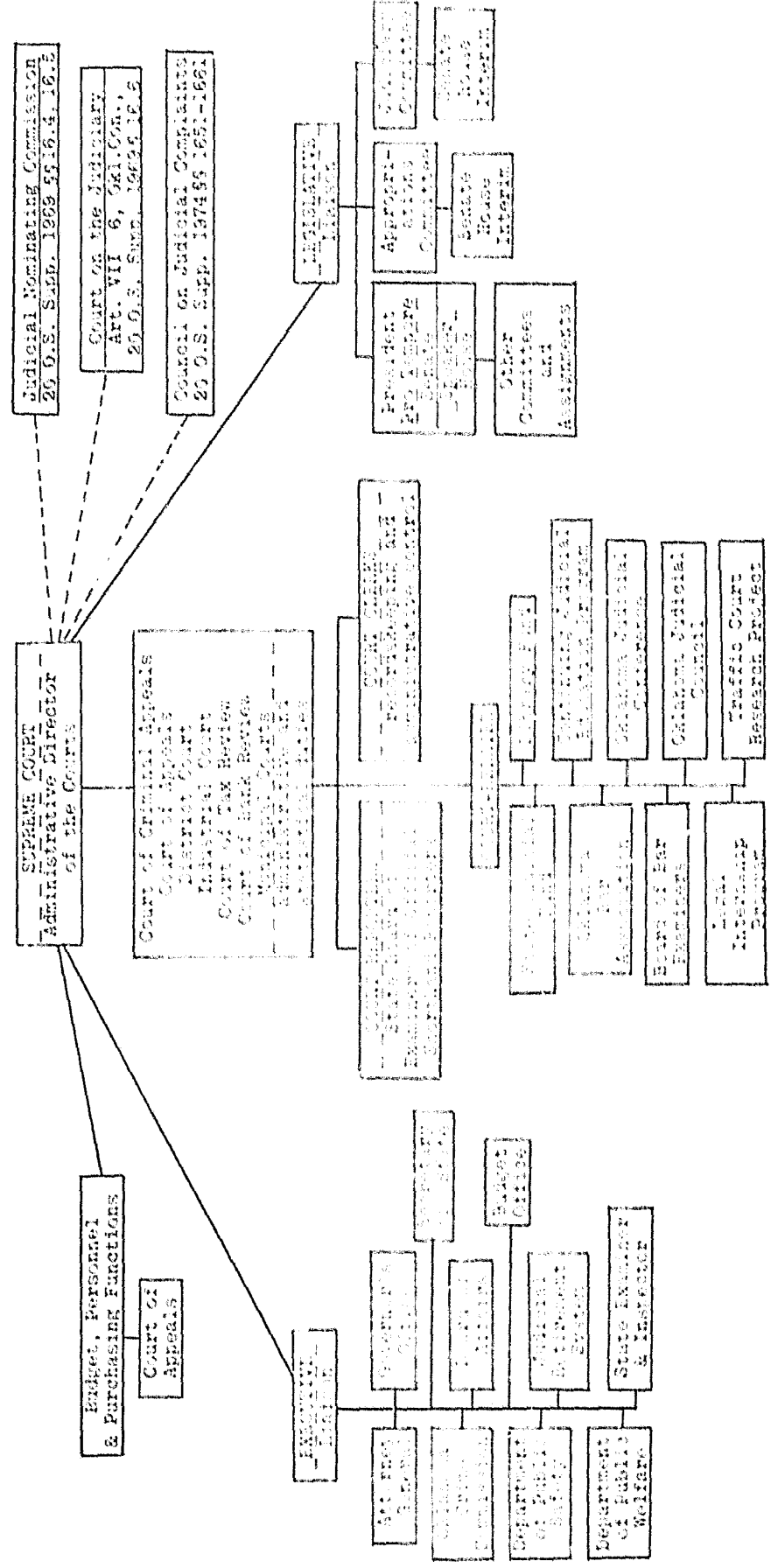
JURISDICTION OF THE COURTS



THE COURT ON THE JUDICIARY, THE STATE INDUSTRIAL COURT, THE COURT OF BANK REVIEW, THE COURT OF TAX REVIEW, AND THE VARIOUS BOARDS, AGENCIES AND COMMISSIONS THAT EXERCISE JUDICATORY AUTHORITY ARE NOT SHOWN.

II. COURT MANAGEMENT

NON-ADJUDICATIVE (Administrative) FUNCTIONS OF THE SUPREME COURT



OKLAHOMA JUDGES WHO ARE GRADUATES OF THE
NATIONAL COLLEGE OF THE STATE JUDICIARY

REGULAR SESSION

<u>Name of Judge</u>	<u>Year Attended</u>	<u>Name of Judge</u>	<u>Year Attended</u>
Adams, John Q.	1973	Means, William	1969
Barnes, Don	1970	Merrriott, Neal	1973
Barton, Charley W.	1972	Miller, Bruno H.	1969
Blevins, Gary L.	1974	Moore, Edwin M.	1970
Bonner, Merline	1972	Mullins, William R.	1973
Boose, Arthur J.	1970	Myers, William S., Jr.	1968
Branch, Hegel, Jr.	1971	Naifeh, Raymond	1974
Caldwell, Robert E.	1970	Neptune, Robert	1972
Cannon, Calvert L.	1971	Owens, Charles L.	1969
Carden, Edwin D.	1973	Page, Leslie D.	1974
Carter, Glenn D.	1972	Parr, Jack R.	1966
Colbert, G. Dixie	1969	Pate, Pat	1973
Comfort, Richard E.	1974	Paul, Haskell	1969
Couch, Alan J.	1970	Pendell, George, Jr.	1973
Dale, Don	1971	Peterson, Giles C.	1970
Dane, Harold Benson	1973	Petty, Dennis H.	1970
Dillard, James H.	1971	Powers, Donald E.	1972
Doggett, Lowell	1969	Ricketts, Ronald N.	1971
Edmiston, Robert R.	1974	Rives, Bob	1970
Foster, Robert L.	1972	Romang, Richard E.	1972
Green, Robert G.	1970	Russell, George G.	1973
Halley, Charles E.	1972	Seay, Frank H.	1970
Hargrave, Rudolph	1967	Shilling, Kenneth	1971
Harris, Carmon C.	1968	Smith, Homer	1971
Henry, Lloyd H.	1972	Smith, Wayne B.	1972
Hert, R. L.	1972	Steele, Charles E.	1973
Kelly, David W.	1973	Stephens, Edward E.	1972
LaFon, Ben	1969	Swanson, J. Russell	1968
Lane, James F.	1970	Taylor, Joe C.	1972
Lansden, Merle	1972	Theus, Harold C.	1968
Largent, P. D., Jr.	1972	Truesdell, Earl	1974
Lavender, Robert E.	1970	Warzyn, Joseph S.	1972
Linder, Ray D.	1971	Welch, Bill	1973
Lindley, George W.	1974	Whistler, William J.	1970
Love, J. Kenneth	1974	Wilson, Charles M.	1965
Maher, Clarence L.	1972	Wilson, George H.	1970
Maley, John D.	1968	Woodson, Charles S.	1972
Martin, Floyd L.	1973	York, Leon J.	1973
Martin, Robert F., Jr.	1969		
McCalister, Margaret L.	1972		

FORMER OKLAHOMA JUDGES WHO ARE GRADUATES
OF THE NATIONAL COLLEGE OF THE STATE JUDICIARY

<u>Name of Judge</u>	<u>Year</u>
Amick, John M.	1969
Bailey, Robert L.	1973
Berry, Robert L.	1971
Bloodworth, Garland	1971, 73
Cress, Paul W.	1964
Hope, Garland	1970, 72
Jones, Ronald L.	1973
Jordan, James D.	1972, 73
Ladd, Bill E.	1972, 73
Long, Lonny G.	1970
Moore, Roy D.	1972
Patterson, Mildred L.*	1970
Phelps, P. L. Pat	1969
Pickens, Richard W.	1970
Rambo, J. David	1969
Ramey, Fenton R.	1969, 71
Shipp, Edward M.	1971
Stead, Richard J.	1969, 72
Tawney, Robert M.**	1973
Van Wagner, George	1970
West, Lee R.	1966

*Retired

**Deceased

Judges not otherwise designated have resigned

GRADUATE COURSES

<u>Name of Judge</u>	<u>Year</u>
Barnes, Don	1973
Boose, Arthur J.	1972, 73
Branch, Hegel, Jr.	1972, 73
Cannon, Calvert L.	1973
Colbert, G. Dixie	1973
Dillard, James H.	1973
Green, Robert G.	1972, 73
Hert, R. L.	1973
Lansden, Merle	1973
Linder, Ray D.	1973
Maley, John D.	1972
Martin, Robert F., Jr.	1972, 73
McCalister, Margaret L.	1973
McGinn, Gary P.	1973
McPheron, Alan B.	1970, 72
Means, William S.	1973
Myers, William S., Jr.	1973
Neptune, Robert	1973
Parr, Jack R.	1971
Paul, Haskell	1971
Shilling, Kenneth	1973
Stephens, Edward E.	1973
Theus, Harold C.	1972
Warzyn, Joseph S.	1973
Whistler, William J.	1972
Wilson, Charles M.	1973
Wilson, George H.	1972

FACULTY

<u>Name of Judge</u>	<u>Year</u>
Brown, Elvin J.	1966, 67, 70 71, 72, 74
Parr, Jack R.	1972, 73

OKLAHOMA JUDGES WHO ATTENDED THE
NATIONAL COLLEGE OF THE STATE JUDICIARY
DURING THE YEAR 1975

REGULAR SESSION I

Bledsoe, Chad
Criswell, Loys
Followell, H. F.
Graham, Gar C.
Hoebel, Patricia M.
Layden, Robert
Pappé, Court
Pendergrass, James D.
Roe, Harrison
Wilkinson, James A.
Young, Joe

REGULAR SESSION II

Benson, John A.
Collier, Robert W.
Field, Jesse R.
Fulton, William R.
McDanel, Edward M.
Moroney, Anne E.
Rakestraw, Arthur L.
Speakman, Streeter
Wall, Ray Lee
Williamson, Creston B.
Wilson, Alma D.

MEMBERSHIP IN OKLAHOMA BAR ASSOCIATION

	<u>1972</u>	<u>1973</u>	<u>1974</u>
ACTIVE.			
.Oklahoma County	1760	1831	1911
Tulsa County	1204	1241	1290
Rest of State	1676	1771	1858
Out of State	<u>1002</u>	<u>1079</u>	<u>1125</u>
	5642	5922	6184
INACTIVE.			
.Oklahoma County	44	48	39
Tulsa County	31	24	22
Rest of State	32	35	28
Out of State	<u>422</u>	<u>402</u>	<u>407</u>
	529	509	496
SENIOR.			
.Oklahoma County	71	75	66
Tulsa County	58	54	49
Rest of State	123	116	123
Out of State	<u>39</u>	<u>34</u>	<u>39</u>
	291	279	277
MILITARY.			
.Oklahoma County	3	3	3
Tulsa County	6	4	2
Rest of State	8	7	7
Out of State	<u>104</u>	<u>94</u>	<u>84</u>
	121	108	96
ASSOCIATE			
.Oklahoma County	10	7	7
Tulsa County	8	7	4
Rest of State	19	20	20
Out of State	<u>13</u>	<u>14</u>	<u>11</u>
	50	48	42
TOTAL	<u>6633</u>	<u>6866</u>	<u>7095</u>
LEGAL INTERNS.	148	199	276
ABA MEMBERS ADMITTED IN OTHER STATES BUT NOT IN OKLAHOMA .	26	29	35
NON-ABA MEMBERS ADMITTED IN OTHER STATES BUT NOT IN OKLAHOMA	<u>89</u>	<u>86</u>	<u>89</u>
GRAND TOTAL	6896	7180	7495

JUDICIAL RETIREMENT SYSTEM

The Judicial Retirement System, enacted during the 1968 session of the Oklahoma legislature, applies to judges of the Supreme Court, Court of Criminal Appeals, Court of Appeals, State Industrial Court and the District Court. The 1974 session of the Oklahoma legislature included the Administrative Director of the Courts as an eligible participant. 20 O.S. Supp. 1974 § 1109.

The minimum retirement age is 55 after 15 years of service*; 60 after 20; 65 after 10; or 70 after 8. Credit for prior judicial service on any court of record is given.

Retirement allowance is equal to 4½% of the retiring judge's salary, based on pre-1971 compensation levels, times years of service to a maximum of ¼ of his salary. Benefits are suspended should a retired judge be elected or appointed to any political or judicial office and reinstated upon his leaving such office. If the judge dies before he collects retirement benefits, contributions are paid to his beneficiary or estate.

Also in the 1974 Session, survivor benefits were added for those spouses surviving a deceased judge with at least 10 years of service.*

Judges may retire on grounds of physical or mental disability by decree of the Court on the Judiciary and their amount of retirement compensation set by that Court.

*20 O.S. Supp. 1974 § 1102A

BREAKDOWN OF SOURCES OF CONTRIBUTIONS
TO THE STATE JUDICIAL RETIREMENT SYSTEM

Year	Contributed By Judges	Appropriated from State Judicial Fund	Percentage Contributed By Judges
1972	\$ 101,333	\$ 246,000	29.2 %
1973	\$ 101,941	\$ 260,000	28.2 %
1974	\$ 109,469	\$ 350,000	23.8 %

Under 20 O.S. Supp. 1974 §1103, a judge contributes 4% of 75% of his salary or 7% if he wishes to provide for survivor benefits for his spouse. If a judge leaves office before serving eight years, contributions are refunded.

Effective July 1, 1972, state employees who are participants in the general employees' retirement system were relieved of any contributions. 74 O.S. Supp. 1972 § 919A.

AGE BREAKDOWN OF JUDGES CONTRIBUTING
TO THE JUDICIAL RETIREMENT SYSTEM*

Ages	Supreme Court	Court of Criminal Appeals	Court of Appeals	Industrial Court	District Court
85+					1
80-84	1				6
75-79					7
70-74				1	12
65-69		1			21
60-64	1		2	1	16
55-59	2	1	1		24
50-54	2	1	2	1	21
45-59	2				20
40-44	1			2	16
35-39			1		16
30-34					13
25-29					8
AVERAGE AGE:	56.2	58.7	53.7	54.8	53.4

*As of December 31, 1974

JUDICIAL RETIREMENT SYSTEM

NUMBER OF JUDGES RETIRING WITHIN EACH CALENDAR YEAR			
	1972	1973	1974
Supreme Court		1	
Court of Criminal Appeals			
Court of Appeals			
State Industrial Court			
District Court	<u>5</u>	<u>3</u>	<u>6</u>
	5	4	6

TOTAL NUMBER OF RETIRED JUDGES DRAWING BENEFITS AS OF DECEMBER 31, 1974			
	1972	1973	1974
Supreme Court	2	3	2
Court of Criminal Appeals	2	2	1
Court of Appeals			
State Industrial Court			
District Court	<u>29</u>	<u>30</u>	<u>34</u>
	33	35	37

NUMBER OF ELIGIBLE DECEASED JUDGES WHO DREW NO BENEFITS BEFORE DEATH			
	1972	1973	1974
Supreme Court			
Court of Criminal Appeals			
Court of Appeals			
State Industrial Court			
District Court	<u>4</u>	<u>1</u>	<u>-</u>
	4	1	0

TOTAL BENEFITS PAID	
1972	\$ 334,080.72
1973	\$ 377,181.96
1974	\$ 400,196.66

III. WORKLOAD OF JUDICIAL
INSTITUTIONS

SUPREME COURT
AND
COURT OF APPEALS

JUSTICES OF THE SUPREME COURT

1974

DENVER N. DAVISON, Chief Justice

BEN T. WILLIAMS, Vice Chief Justice

DON B. BARNES, Justice

WILLIAM A. BERRY, Justice

JOHN B. DOOLIN, Justice

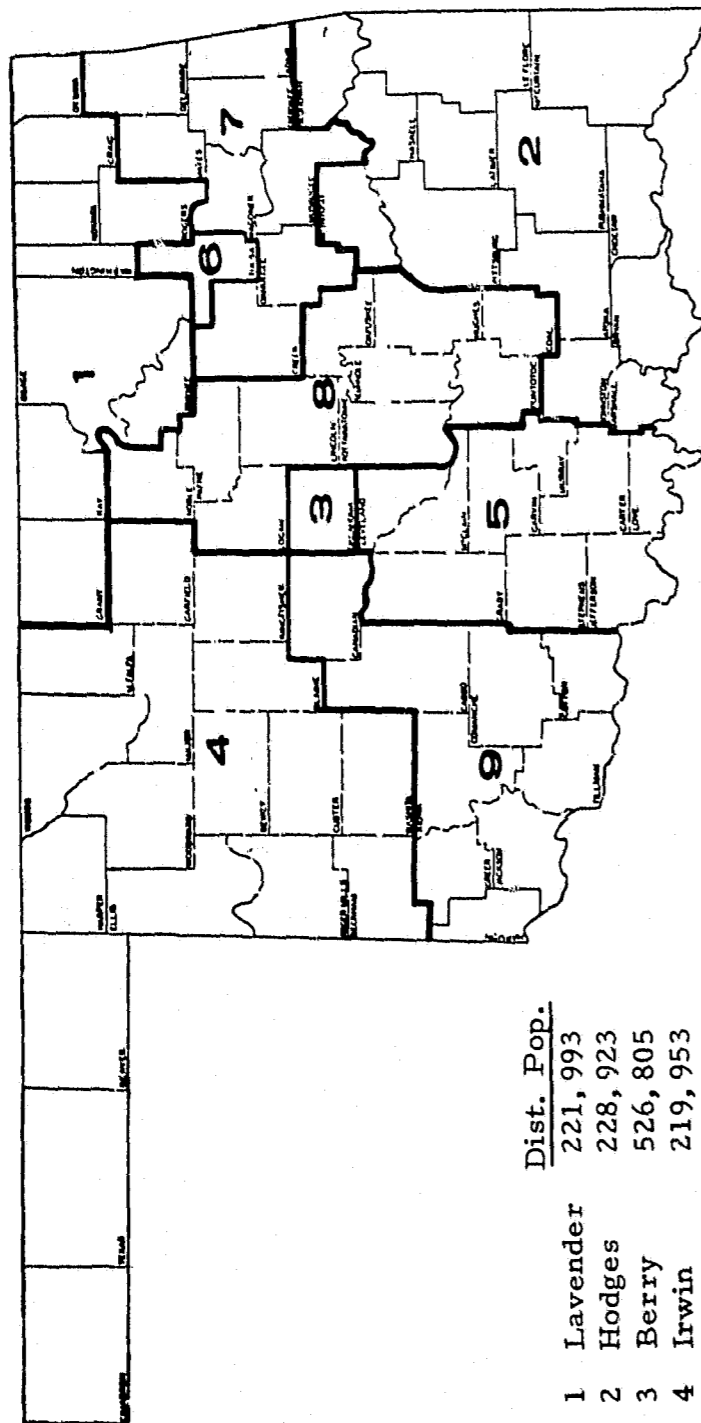
RALPH B. HODGES, Justice

PAT IRWIN, Justice

ROBERT E. LAVENDER, Justice

ROBERT D. SIMMS, Justice

SUPREME COURT JUDICIAL DISTRICTS



JUDGES OF THE COURT OF APPEALS

1974

DIVISION I

Oklahoma City

DWAIN BOX, Presiding Judge
 ROBERT L. BAILEY, Judge¹
 LESTER REYNOLDS, Judge²
 RICHARD E. ROMANO, Judge

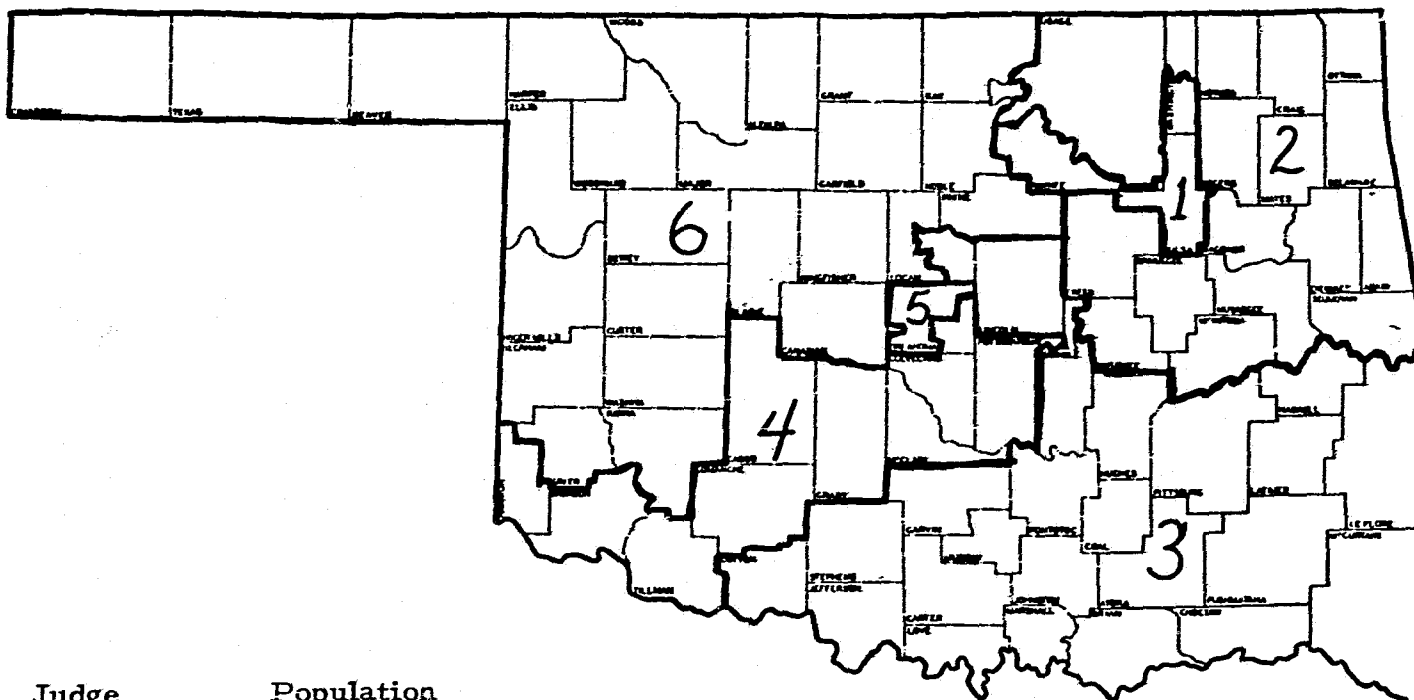
DIVISION 2

Tulsa

PAUL W. BRIGHTMIRE, Presiding Judge
 KENNETH D. BACON, Judge
 ROBERT H. Neptune, Judge

¹Resigned 7/1/74
²Appointed 11/25/74

COURT OF APPEALS



Dist.	Judge	Population
1	Brightmire	426,574
2	Neptune	426,778
3	Bacon	426,596
4	Bailey	426,330
5	Box	426,484
6	Romang	426,467

SUPREME COURT AND COURT OF APPEALS

FILINGS AND TERMINATIONS
1969 - 1974

A. SUPREME COURT

APPEALS

Year	Filed	Terminated	Increase or Decrease in Appeals Pending
1969	597	442*	+137
1970	653	447**	*206
1971	742	900	-158
1972	717	767	- 50
1973	762	762	- 0
1974	823	808	- 15

ORIGINAL PROCEEDINGS

Year	Filed	Terminated	Increase or Decrease in Appeals Pending
1969	65	67	+ 2
1970	67	51	+ 16
1971	***	--	--
1972	84	110	- 26
1973	117	148	- 31
1974	142	110	- 32

CERTITORARI

Year	Filed	Terminated	Granted	Denied
1969	0	--	--	--
1970	0	--	--	--
1971	136	89	10	79
1972	179	154	43	111
1973	188	160	35	125
1974	176	176	31	145

B. COURT OF APPEALS

	1971	1972	1973	1974
Cases Assigned	445	472	365	406
Cases Terminated	394	416	399	350
% of Certiorari Terminated to Number of Cases Filed	.65	.86	.85	100.

C. TOTAL CASES PENDING

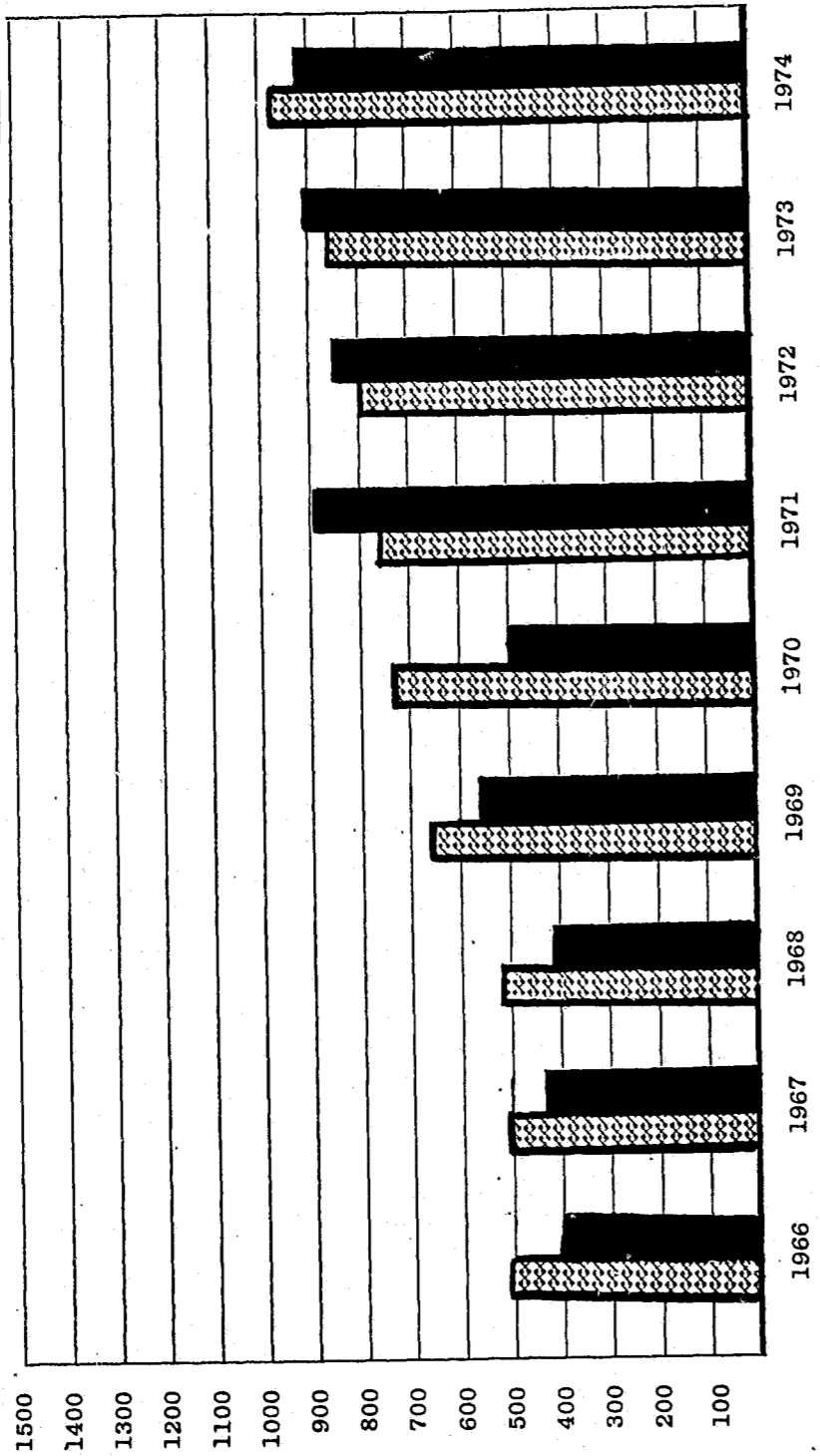
	1/1/72	1/1/73	1/1/73	1/1/74
Total Cases Pending But Not at Issue	1,043	891	973	1,092
Total Cases at Issue Ready for Assignment	172	185	72	99

*Includes 70 Court of Appeals opinions adopted in 1969
**Includes 32 Court of Appeals opinions adopted in 1970


***Original proceedings filed and terminated in 1971 included in total number of appeals filed and terminated in 1971.

SUPREME COURT
NUMBER OF CASES FILED AND TERMINATED
1966 - 1974

= Filed
 = Terminated



APPEALS TO THE SUPREME COURT
1907-1973



COURT OF
CRIMINAL APPEALS

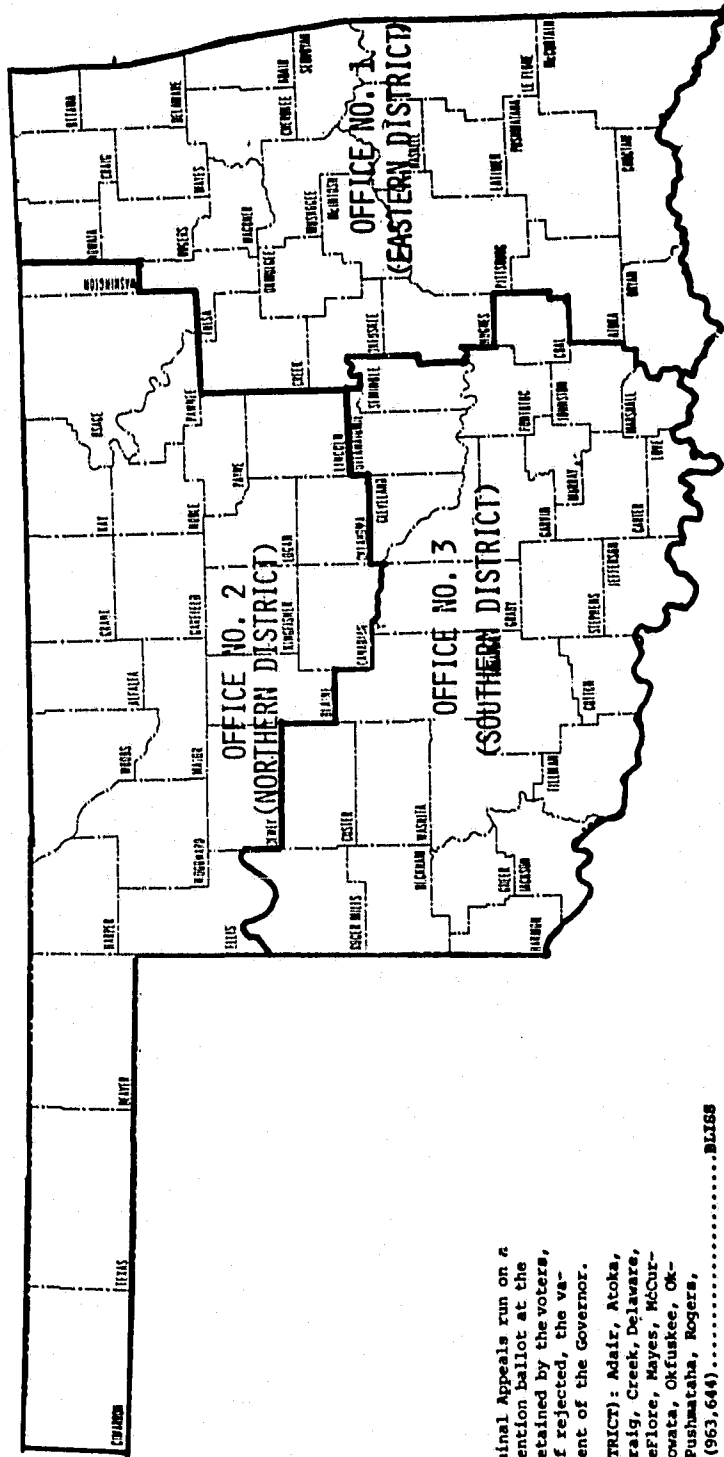
JUDGES OF THE
COURT OF CRIMINAL APPEALS
1974

C. F. BLISS, Presiding Judge

HEZ J. BUSSEY, Judge

TOM BRETT, Judge

COURT OF CRIMINAL APPEALS JUDICIAL DISTRICTS



Members of the Court of Criminal Appeals run on a non-partisan state-wide retention ballot at the general election only. If retained by the voters, they serve a 6 year term. If rejected, the vacancy is filled by appointment of the Governor.

Office No. 1 - (EASTERN DISTRICT): Adair, Atoka, Bryan, Cherokee, Choctaw, Craig, Creek, Delaware, Haskell, Hughes, Latimer, LeFlore, Mayes, McClurtain, McIntosh, Muskogee, Nowata, Okfuskee, Okmulgee, Ottawa, Pittsburg, Pushmataha, Rogers, Sequoyah, Tulsa, Wagoner. * (963,644).....BLISS

Office No. 2 - (NORTHERN DISTRICT): Alfalfa, Beaver, Blaine, Canadian, Cimarron, Dewey, Ellis, Garfield, Grant, Harper, Kay, Kingfisher, Lincoln, Logan, Major, Noble, Oklahoma, Osage, Pawnee, Payne, Texas, Washington, Woods, Woodward. * (963,088).....BRETT

Office No. 3 - (SOUTHERN DISTRICT): Beckham, Caddo, Carter, Cleveland, Custer, Coal, Comanche, Cotton, Garvin, Grady, Greer, Harmon, Jackson, Jefferson, Johnston, Kiowa, Love, McClain, Marshall, Murray, Pontotoc, Pottawatomie, Roger Mills, Seminole, Stephens, Tillman, Washita. * (632,497).....BUSSEY

*Figures in parenthesis indicate 1970 official total population of Court of Criminal Appeals Judicial Districts.

COURT OF CRIMINAL APPEALS

1974

BY OPINION BY ORDER TOTAL

REGULAR APPEALS

Reversed	41	15
Affirmed	261	8
Dismissed	2	22
Modified and Affirmed	15	1

366

POST CONVICTION

Granted	2	5
Affirming Denial	3	139
Dismissed	0	17
Reversed and Remanded	1	2
Denied	0	1
Modified and Affirmed	0	1

171

ORIGINAL PROCEEDINGS

Granted	2	53
Dismissed	1	119
Denied	5	119

299

Total Opinions.....	333
Total Orders.....	502
Total Cases Terminated.....	836

* * * * *

Total Cases Filed 843

Total Cases Terminated 836

COURT OF CRIMINAL APPEALS

1974

County	Cases Filed	Cases Terminated
Adair	2	4
Alfalfa	0	1
Atoka	9	5
Beaver	0	0
Beckham	15	15
Blaine	5	6
Bryan	11	15
Caddo	8	7
Canadian	6	6
Carter	6	8
Cherokee	7	5
Choctaw	11	11
Cimarron	0	0
Cleveland	40	14
Coal	0	1
Comanche	29	31
Cotton	0	1
Craig	0	1
Creek	9	11
Custer	13	13
Delaware	1	1
Dewey	2	3
Ellis	0	0
Garfield	9	9
Garvin	6	2
Grady	8	9
Grant	1	1
Greer	0	0
Harmon	0	0
Harper	0	0
Haskell	2	2
Hughes	4	3
Jackson	8	7
Jefferson	0	0
Johnston	1	1
Kay	4	2
Kingfisher	0	0
Kiowa	1	1
Latimer	2	2
LeFlore	10	9
Lincoln	8	5
Logan	2	2
Love	2	3
Major	1	2
Marshall	2	2
Mayes	3	2
McClain	0	0
McCurtain	12	12
McIntosh	3	0
Murray	0	1
Muskogee	10	9
Noble	0	0
Nowata	2	1
Okfuskee	4	2
Oklahoma	315	331
Okmulgee	8	11
Osage	3	3
Ottawa	3	6
Pawnee	1	2
Payne	2	3
Pittsburg	65	71
Pontotoc	4	7
Pottawatomie	16	18
Pushmataha	0	0
Roger Mills	0	0
Rogers	1	2
Seminole	1	2
Sequoyah	3	1
Stephens	5	5
Texas	4	3
Tillman	1	4
Tulsa	113	109
Wagoner	0	0
Washington	6	5
Washita	1	1
Woods	3	1
Woodward	4	5
	<u>843</u>	<u>836</u>

COURT OF CRIMINAL APPEALS

11 - YEAR COMPARISON 1963 - 1974

Year	Cases Filed	Cases Terminated	Increase or (Decrease) in Cases Pending
1963	135	115	20
1964	151	128	23
1965	274	186	88
1966	272	165	107
1967	409	231	178
1968	489	233	256
1969	695	637	58
1970	631	491	140
1971	802	994	(192)
1972	773	822	(49)
1973	719	843	(124)
1974	843	<u>836</u> <u>605</u>	<u>2</u> <u>238</u>

COURT OF THE JUDICIARY
STATE INDUSTRIAL COURT
COURT OF BANK REVIEW
COURT OF TAX REVIEW
JUDICIAL NOMINATING COMMISSION

COURT ON THE JUDICIARY

1974

APPELLATE DIVISION

PAT IRWIN, Justice Supreme Court
Presiding Judge
LAVERN FISHEL, Judge, Judicial District No. 25
Vice Presiding Judge
JOHN Q. ADAMS, Judge
Judicial District No. 12
C. F. BLISS, Jr., Judge
Court of Criminal Appeals
RAYMOND W. GRAHAM, Judge
Judicial District No. 14
RALPH HODGES, Justice
Supreme Court
KENNETH HUGHES, Judge
Judicial District No. 24
HOWARD M. McBEE,
Lawyer
JOE D. SHUMATE, Judge
Judicial District No. 21

TRIAL DIVISION

CHARLES M. WILSON, Judge, Judicial District No. 2
Presiding Judge
JOHN MALEY, Judge, Judicial District No. 24
Vice Presiding Judge
ELVIN J. BROWN, Judge
Judicial District No. 21
JACK BROCK, Judge
Judicial District No. 5
ALAN B. McPHERON, Judge
Judicial District No. 19
JACK R. PARR, Judge
Judicial District No. 7
DONALD E. POWERS, Judge
Judicial District No. 23
JOHN R. RICHARDS,
Lawyer
RICHARD W. SMITH, Judge
Judicial District No. 13

JUDGES OF THE
STATE INDUSTRIAL COURT

1974

SILAS C. WOLF, Presiding Judge

THOMAS N. GUDGEL, Jr., Judge

YVONNE SPARGER, Judge

ARTHUR ROBERT SWANK, Jr., Judge

A. L. VOTH, Judge

STATE INDUSTRIAL COURT

Year	Number of Filings Terminated	Amount of Awards
1971	7809	\$ 16,739,721
1972	8433	\$ 18,190,083
1973	8035	\$ 22,351,751
1974	9075	\$ 28,355,350

The term "filing" means either a new claim or an ancillary preceeding to an existing claim that requires disposition after hearing.

COURT OF BANK REVIEW

1974

DON POWERS, Chief Judge
Division No. 1
Judicial District No. 23

JOE SHUMATE, Chief Judge
Division No. 2
Judicial District No. 21

MARGARET LAMM McCALISTER
District Judge
Judicial District No. 14

COURT OF BANK REVIEW

APPEALS FILED AND TERMINATED

<u>Year</u>	<u>Filed</u>	<u>Terminated</u>	<u>Pending</u>
1971	9	4	11
1972	5	4	4
1973	14	10	11
1974	3	1	9

COURT OF TAX REVIEW

1974

JUDGE MERLE LANSDEN

JUDGE HOMER SMITH

JUDGE KIRK WOODLIFF

COURT OF TAX REVIEW

1974

No activity reported.

COUNCIL ON JUDICIAL COMPLAINTS

The Council on Judicial Complaints was established by an act of the 1974 Session of the legislature*, effective May 23, 1974. The Council's duty is to investigate complaints concerning the misconduct of judicial officers. The Council may direct the Attorney General to prosecute a complaint before the Court on the Judiciary.

The Council is composed of three persons, two lawyers and one non-lawyer. The President Pro Tempore of the Oklahoma Senate, Speaker of the Oklahoma House of Representatives and the President of the Oklahoma Bar Association each appoint one member. Members serve a staggered five-year term and cannot succeed themselves.

Members may claim \$25.00 for each day or fraction of a day served and reimbursement for travel.

*20 O.S. Supp. 1974 | | 1651-1661.

COUNCIL ON JUDICIAL COMPLAINTS

LE ROY BLACKSTOCK, CHAIRMAN
(Five-year term)

Appointed by:

President of the Oklahoma Bar Association

WILLIAM WESLEY MILLER, JR., VICE CHAIRMAN
(Four-year term)

Appointed by:

Speaker of the House of Representatives

JAMES WATIE MAYO, MEMBER
(Three-year term)

Appointed by:

President Pro Tempore of the Senate

JUDICIAL NOMINATING COMMISSION

1974

Don Q. Hewett	<u>Chosen by</u> Governor
Mrs. Lena Pray, Secretary	Governor
Dr. Leigh Cramer	Governor
Miss Norma J. Ferguson	Governor
Willis Choate	Governor
Mrs. Helen Pearce	Governor
C. Vernon Howell	Commission Member
Jack R. Givens, Chairman	Oklahoma Bar Association
James Bounds	Oklahoma Bar Association
Tom Hieronymus	Oklahoma Bar Association
H. H. Montgomery	Oklahoma Bar Association
Ben T. Owens	Oklahoma Bar Association
Howard E. Berry	Oklahoma Bar Association

IV. DISTRICT COURT

JUDGES OF THE DISTRICT COURT
BY
JUDICIAL ADMINISTRATIVE DISTRICTS

EAST CENTRAL

Bill Haworth, Presiding Judge

District Judges

	District	Division
Wm. H. Elias	15	I
Bill Haworth	15	II
E. G. Carroll	15	III
Robert J. Bell	13	
Kenneth Hunter	24	I
Charles Woodson	24	I
John T. Miracle	24	II
John Meley	24	III
Kirk Woodliff	24	III

Associate District Judges

County

Aurelyn A. Jones	Waynes	15	I
Lynn Harris	Cherokee	15	I
John W. Porter, Jr.	Marion	15	II
Bill Ed Rogers	Sequoyah	15	III
David Harris	Adair	15	III
Marshall Warren	Delaware	15	
James E. Martin	Pittsburg	15	
W.A. Whittlesey	Creek	24	I
O.C. Craig	Cherokee	24	II
Charles E. Steele	Okmulgee	24	III

Special Judges

County

Rolla Jay Cook	Marion	15	II
Lornie Wesley Brown	Pittsburg	15	
Clyde T. Patrick	Creek	24	I
Anne Moroney	Okmulgee	24	III

NORTH CENTRAL

R. L. Hert, Presiding Judge

District Judges

County	District	Division
Lowell Doggett	8	
R.L. Hart	9	
Donald E. Powers	23	
Lloyd H. Henry	23	

Associate District Judges

Roger Mullins	Kay	8
Henry Dolezal	Noble	9
Mildred Patterson ¹	Logan	9
Leon York	Payne	9
Glenn Dale Carter	Pottawatomie	23
Robert L. Foster	Lincoln	23

Special Judges

Leslie D. Page	Kay	8
John R. Couch, Jr.	Payne	9
Jesse R. Field	Pottawatomie	23
William W. Wheeler ²	Logan	9

NORTHEASTERN

Laton L. Doty, Presiding Judge

District Judges

Don H. Hampton	10
Laton L. Doty	11
John Q. Adams	12
Richard W. Smith	13

Associate District Judges

Mermon H. Potter	Osage	10
Glen H. Chappell	Nowata	11
Arthur J. Boose	Washington	11
Wm. J. Whistler	Craig	12

¹Retired 12/1/74

²Supreme Court authorized extra-statutory special judge from 12/1/74 to 1/13/75

NORTHEASTERN (Cont'd)

Associate District Judges (Cont'd)

Edwin M. Moore	Mayes	12
Edwin Doyle Carden	Rogers	12
Frieden L. Machesney	Delaware	13
George G. Russell	Ottawa	13

Special Judges

Riley B. Quarles	Osage	10
James D. Plunkett	Washington	11
H. P. Walker	Ottawa	13

NORTHWESTERN

Charles M. Wilson, Presiding Judge

District Judges

Merle Lansden	1	
Charles M. Wilson	2	
George Howard Wilson	4	I
J. Russell Swanson	4	I & II
Joseph A. Young, Jr.	4	III

Associate District Judges

County		
James F. Lane	Beaver	1
Charles R. Board	Cimarron	1
Richard W. Pickens ¹	Harper	1
Don Dale	Texas	1
Gary P. McGinn	Beckham	2
Eph Monroe	Custer	2
Charley W. Barton	Ellis	2
W.B. Garrett	Greer	2
Victor Paul McClain	Harmon	2
Giles C. Peterson	Roger Mills	2
Park Lamerton	Garfield	4
Allan Falkenstine	Blaine	4
Joseph Warzyn	Grant	4
Wayne B. Smith	Kingfisher	4
Vacancy	Alfalfa	4
Robert W. Collier	Dewey	4
Vacancy	Major	4
Harris C. Bleckley	Woodward	4
Ray Dean Linder	Woods	4

Special Judges

J. Bruce Harvey	Garfield	4	I
-----------------	----------	---	---

¹Appt. 11/11/74

OKLAHOMA-CANADIAN

Harold C. Theus, Presiding Judge

District Judges

Oklahoma County:	7
Carmon C. Harris	
David M. Cook	
Jack R. Parr	
Charles L. Owens	
Harold C. Theus	
Wm. S. Myers	
Homer Smith	
Canadian County:	7
Floyd L. Martin	

Associate District Judges

	County	
C.J. Blinn ¹	Oklahoma	7
William C. Kessler	Oklahoma	7
Carl J. Traub	Oklahoma	7
Ben LaFon	Oklahoma	7
Raymond Naifeh	Oklahoma	7
Stewart M. Hunter	Oklahoma	7
John Vincent Whelan	Canadian	7

Special Judges

Joe Cannon ²	Oklahoma	7
Creston B. Williamson ³	Oklahoma	7
Bruno H. Miller	Oklahoma	7
Jim B. Barnett	Oklahoma	7
William M. Allen	Oklahoma	7
Byron E. McFall	Oklahoma	7
Charles Y. Wier	Oklahoma	7
George Pendell	Oklahoma	7
Charles E. Halley	Oklahoma	7
Paul W. Dudley	Oklahoma	7
Henry Albert Taylor	Canadian	7

SOUTH CENTRAL

Bob Howell, Presiding Judge

¹Retired 12/9/74

²Appt. Assoc. District Judge 12/10/74

³Appt. Special Judge 12/10/74

SOUTH CENTRAL (Cont'd)

District Judges

Kenneth Shilling	20	I
Clint G. Livingston	20	II
Elvin J. Brown	21	I
Joe Shumate	21	II
Gordon R. Melson	22	I
Bob Howell	22	II & III
Rudolph Hargrave	22	II

Associate District Judges

	County	District	Division
James Dillard	Carter	20	I
Thomas E. Shaw, Jr.	Johnston	20	II
Lyn E. Ables	Marshall	20	II
G. Dixie Colbert	Murray	20	II
Chester C. Wilkins	Love	20	II
Alan J. Couch	Cleveland	21	I
Haskell Paul	Garvin	21	II
Gary Lee Blevins	McClain	21	II
Calvert Cannon	Pontotoc	22	I
Frank Howell Seay	Seminole	22	II
Bob Rives	Hughes	22	III

Special Judges

D. Luster Cook	Carter	20	I
James Kenneth Love	Cleveland	21	I
Alma Wilson	Garvin	21	II
Franklin C. Hoover	Pontotoc	22	I
Walter Billingsley	Seminole	22	II
Edward Michael McDanel ¹	Cleveland	21	I

SOUTHEASTERN

Lavern Fishel, Presiding Judge

District Judges

George Windham	16
Neal Merriott	17
Alan B. McPheron	19
Lavern Fishel	25

¹Appt. 11/15/74 - Supreme Court authorized an extra statutory special judge for Cleveland County

SOUTHEASTERN (Cont'd)

Associate District Judges

	County	District	Division
Harold B. Dane	Haskell	16	
Pat Pate	LeFlore	16	
Bill Welch	Latimer	16	
Burton Duncan	Pushmataha	17	
Ralph K. Jenner	Choctaw	17	
John Anthony Benson	McCurtain	17	
Joe C. Taylor	Bryan	19	
Dennis Petty	Coal	25	
Merline Bonner	Atoka	25	

Special Judges

Vacancy	LeFlore	16	
Reed Blankenship	McCurtain	17	
David W. Kelly	Bryan	19	

SOUTHWESTERN

Weldon Ferris, Presiding Judge

District Judges

Weldon Ferris	3	
Sam M. Williams	5	I
Jack Brock	5	II
James Winston Raburn	5	II
William M. Roberts	5	II
Hegel Branch, Jr.	5	III

Associate District Judges

John Charles Edwards	Washita	3	
Clarence W. Hunter	Kiowa	3	
Loys Criswell	Jackson	3	
Harrison Roe	Tillman	3	
Lyle Griffis	Caddo	5	I
Clarence L. Maher	Grady	5	I
Vacancy	Comanche	5	II
Carl Dolman	Cotton	5	II
P.C. Largent, Jr.	Jefferson	5	III
Will W. Willis	Stephens	5	III

Special Judges

Temple Bailey	Jackson	3	
L.O. Thomas	Caddo	5	I
W.J. Monroe	Grady	5	I

SOUTHWESTERN (Cont'd)

Special Judges (Cont'd)

	County	District	Division
Rodney A. Bassel	Comanche	5	II
John F. Taylor	Comanche	5	II
George W. Lindley	Stephens	5	III
W.W. Godlove ¹	Comanche	5	II

TULSA-PAWNEE

Raymond Graham, Presiding Judge

District Judges

Tulsa County:	14
Raymond Graham	
Robert G. Green	
William W. Means	
Joe Jennings	
Margaret Lamm McCalister	

Associate District Judges

Milford M. McDougal	Tulsa	14
Billy Rex Beasley	Tulsa	14
Robert F. Martin, Jr.	Tulsa	14
Ronald Ricketts	Tulsa	14
Richard V. Armstrong	Tulsa	14
Jay Dean Dalton	Tulsa	14
O.S. Palmer	Pawnee	14

Special Judges

Robert E. Caldwell	Tulsa	14
Kenneth W. East	Tulsa	14
Robert R. Edmiston	Tulsa	14
Richard E. Comfort	Tulsa	14
Earl Truesdell	Tulsa	14
Edward E. Stephens	Tulsa	14
Edward E. Glass	Tulsa	14
Patricia M. Hoebel	Tulsa	14

¹ Appt. 10/1/74 - Supreme Court authorized an extra-statutory special judge for Comanche County from 10/1/74 to 1/13/75

JUDICIAL CHANGES ON THE DISTRICT COURT BENCH

January, 1973 - June, 1975

BY ADMINISTRATIVE DISTRICTS

EAST CENTRAL

District Judges

	<u>Appt. to Ct. of Crim. App.</u>	
C.F. June Bliss		11/27/72
E.G. Carroll	Retired	1/13/75
Robert J. Bell	Retired	1/13/75

Replaced By

Wm. H. Bliss	2/13/73
Bill E. Rogers	1/13/75
Robert H. Layden	1/13/75

Associate District Judges

Wm. H. Bliss	Elected DJ	2/13/73
Angelyn Jones	Retired	1/13/75
Bill E. Rogers	Elected DJ	1/13/75
David Harris	Not Elected	1/13/75
W.A. Whittlesey	Retired	1/13/75
Chas. E. Steele	Not Elected	1/13/75

Lynn Burriss	5/23/73
Richard Carpenter	1/13/75
R.O. Ingle	1/13/75
L.T. Spray	1/13/75
Streeter Speakman	1/13/75
O.E. Richeson	1/13/75

Special Judges

Cecil E. Robertson	Deceased	12/11/73
Sam F. Stowers	Resigned	7/8/74
James Jordon	Resigned	7/24/74

Rolla J. Cook	1/10/74
Lonnie W. Brown	7/8/74
Anne Monroney	7/29/74

NORTH CENTRAL

Presiding Judge

R.L. Hert	Retired	1/13/75
-----------	---------	---------

Donald E. Powers	1/13/75
------------------	---------

District Judges

R.L. Hert	Retired	1/13/75
-----------	---------	---------

Ray Lee Wall	1/13/75
--------------	---------

Associate District Judges

Henry Dolezal	Retired	1/13/75
Mildred Patterson	Retired	12/1/74

Paul W. Cress	1/13/75
Wm. W. Wheeler	1/13/75

Special Judges

George Van Wagner	Resigned	6/1/73
Richard J. Stead	Resigned	3/1/74

Jesse Field	6/11/73
John Couch, Jr.	3/1/74

NORTHEASTERN

Presiding Judge

Laton L. Doty	Retired	1/13/75
---------------	---------	---------

Arthur J. Boose	1/13/75
-----------------	---------

District Judges

Laton L. Doty	Retired	1/13/75
John Q. Adams	Not Elected	1/13/75

Arthur J. Boose	1/13/75
Wm. J. Whistler	1/13/75

Associate District Judges

Arthur J. Boose	Elected DJ	1/13/75
Wm. J. Whistler	Elected DJ	1/13/75
George Russell	Retired	1/13/75

James H. Laughlin	1/13/75
James Pendergrass	1/13/75
Sam G. Fullerton	1/13/75

APPEALS TO THE SUPREME COURT
1907-1973

1974	965
1973	879
1972	801
1971	742
1970	726
1969	644
1968	505
1967	492
1966	512
1965	477
1964	500
1963	425
1962	472
1961	438
1960	520
1959	437
1958	431
1957	446
1956	455
1955	445
1954	454
1953	452
1952	485
1951	409
1950	471
1949	530
1948	522
1947	475
1946	483
1945	416
1944	359
1943	423
1942	523
1941	563
1940	548
1939	682
1938	666
1937	809
1936	809
1935	782
1934	820
1933	923
1932	1118
1931	1212
1930	1018
1929	958
1928	995
1927	993
1926	960
1925	1040
1924	1028
1923	1091
1922	1103
1921	952
1920	854
1919	723
1918	731
1917	841
1916	882
1915	895
1914	1110
1913	1261
1912	1319
1911	1244
1910	921
1909	733
1908	546
1907	30

100 200 300 400 500 600 700 800 900 1000 1100 1200 1300
37

COURT OF
CRIMINAL APPEALS

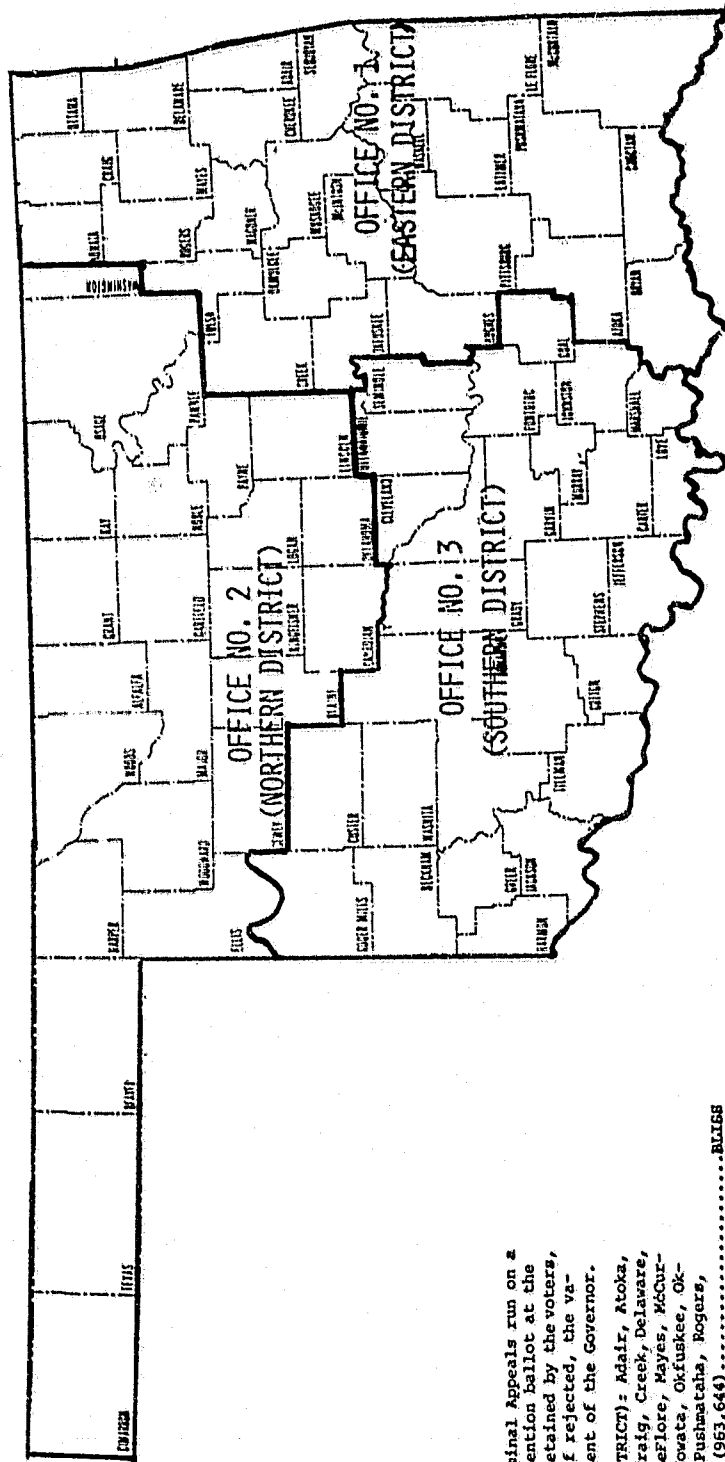
JUDGES OF THE
COURT OF CRIMINAL APPEALS
1974

C. F. BLISS, Presiding Judge

HEZ J. BUSSEY, Judge

TOM BRETT, Judge

COURT OF CRIMINAL APPEALS JUDICIAL DISTRICTS



Members of the Court of Criminal Appeals run on a non-partisan state-wide retention ballot at the general election only. If retained by the voters, they serve a 6 year term. If rejected, the vacancy is filled by appointment of the Governor.

Office No. 1 - (EASTERN DISTRICT): Adair, Atoka, Bryan, Cherokee, Choctaw, Craig, Creek, Delaware, Haskell, Hughes, Latimer, LeFlore, Mayes, McClain, McIntosh, Muskogee, Nowata, Okfuskee, Okmulgee, Ottawa, Pittsburg, Pushmataha, Rogers, Sequoyah, Tulsa, Wagoner. * (963,644).....BLISS

Office No. 2 - (NORTHERN DISTRICT): Alfalfa, Beaver, Blaine, Canadian, Cimarron, Dewey, Ellis, Garfield, Grant, Harper, Kay, Kingfisher, Lincoln, Logan, Major, Noble, Oklahoma, Osage, Pawnee, Payne, Texas, Washington, Woods, Woodward. * (963,088).....BRETT

Office No. 3 - (SOUTHERN DISTRICT): Beckham, Caddo, Carter, Cleveland, Custer, Coal, Comanche, Cotton, Garvin, Grady, Greer, Harmon, Jackson, Jefferson, Johnston, Kiowa, Love, McClain, Marshall, Murray, Pontotoc, Pottawatomie, Roger Mills, Seminole, Stephens, Tillman, Washita. * (632,497).....BUSSEY

*Figures in parenthesis indicate 1970 official total population of Court of Criminal Appeals Judicial Districts.

COURT OF CRIMINAL APPEALS

1974

	BY OPINION	BY ORDER	TOTAL
<u>REGULAR APPEALS</u>			
Reversed	41	15	
Affirmed	261	8	
Dismissed	2	22	
Modified and Affirmed	15	1	
			366
<u>POST CONVICTION</u>			
Granted	2	5	
Affirming Denial	3	139	
Dismissed	0	17	
Reversed and Remanded	1	2	
Denied	0	1	
Modified and Affirmed	0	1	
			171
<u>ORIGINAL PROCEEDINGS</u>			
Granted	2	53	
Dismissed	1	119	
Denied	5	119	
			299
Total Opinions.....	333		
Total Orders.....		502	
Total Cases Terminated.....			836
* * * * *			
Total Cases Filed		843	
Total Cases Terminated		836	

COURT OF CRIMINAL APPEALS

CASES FILED

1974

Adair	4	Haskell	2	Pittsburg	71
Alfalfa	1	Hughes	3	Pontotoc	7
Atoka	5	Jackson	7	Pottawatomie	18
Beaver	0	Jefferson	0	Pushmataha	0
Beckham	15	Johnston	1	Roger Mills	0
Blaine	6	Kay	2	Rogers	2
Bryan	15	Kingfisher	0	Seminole	2
Caddo	7	Kiowa	1	Sequoyah	1
Canadian	6	Latimer	2	Stephens	5
Carter	8	Le Flore	9	Texas	3
Cherokee	5	Lincoln	5	Tillman	4
Choctaw	11	Logan	2	Tulsa	109
Cimarron	0	Love	3	Wagoner	0
Cleveland	14	Major	2	Washington	5
Coal	1	Marshall	2	Washita	1
Comanche	31	Mayes	2	Woods	1
Cotton	1	McClain	0	Woodward	5
Craig	1	McCurtain	12		
Creek	11	McIntosh	0		
Custer	13	Murray	1		836
Delaware	1	Muskogee	9		
Dewey	3	Noble	0		
Ellis	0	Nowata	1		
Garfield	9	Okfuskee	2		
Garvin	2	Oklahoma	331		
Grady	9	Okmulgee	11		
Grant	1	Osage	3		
Greer	0	Ottawa	6		
Harmon	0	Pawnee	2		
Harper	0	Payne	3		

COURT OF CRIMINAL APPEALS

11 - YEAR COMPARISON 1963 - 1974

<u>Year</u>	<u>Cases Filed</u>	<u>Cases Terminated</u>	<u>Increase or (Decrease) in Cases Pending</u>
1963	135	115	20
1964	151	128	23
1965	274	186	88
1966	272	165	107
1967	409	231	178
1968	489	233	256
1969	695	637	58
1970	631	491	140
1971	802	994	(192)
1972	773	822	(49)
1973	719	843	(124)
1974	843	605	238

COURT OF THE JUDICIARY
STATE INDUSTRIAL COURT
COURT OF BANK REVIEW
COURT OF TAX REVIEW
JUDICIAL NOMINATING COMMISSION

COURT OF THE JUDICIARY

1974

APPELLATE DIVISION

PAUL ERWIN, Justice, Supreme Court
Presiding Judge
LAUREN EBBEL, Judge, Judicial District No. 25
Vice Presiding Judge
GARY C. ADAMS, Judge
Judicial District No. 17
C. E. BLESS, Jr., Judge
Court of Criminal Appeals
RAYMOND W. GETHAM, Judge
Judicial District No. 11
RALPH BODGES, Justice
Supreme Court
RICHIE HUGHES, Judge
Judicial District No. 24
HOWARD M. MOBLEY,
Lawyer
JOE D. SHUMATEL, Judge
Judicial District No. 21

TRIAL DIVISION

CHARLES M. WILSON, Judge, Judicial District No. 2
Presiding Judge
JOHN MATELA, Judge, Judicial District No. 24
Vice Presiding Judge
LEWIS L. BROWN, Judge
Judicial District No. 21
JACK BROCK, Judge
Judicial District No. 5
ALAN B. MATHPOU, Judge
Judicial District No. 19
JACK R. PARR, Judge
Judicial District No. 7
DONALD E. POWERS, Judge
Judicial District No. 23
JOHN R. RICHARDS,
Lawyer
RICHARD W. SMITH, Judge
Judicial District No. 13

JUDGES OF THE
STATE INDUSTRIAL COURT

1974

SILAS C. WOLF, Presiding Judge

THOMAS N. GUDGEL, Jr., Judge

YVONNE SPARGER, Judge

ARTHUR ROBERT SWANK, Jr., Judge

A. L. VOTH, Judge

STATE INDUSTRIAL COURT

<u>Year</u>	<u>Number of Filings Terminated</u>	<u>Amount of Awards</u>
1971	7800	\$ 16,730,721
1972	8433	\$ 18,100,083
1973	8035	\$ 22,361,751
1974	9075	\$ 28,355,350

The term "filing" means either a new claim or an ancillary proceeding to an existing claim that requires disposition after hearing.

COURT OF BANK REVIEW

1974

DON POWERS, Chief Judge
Division No. 1
Judicial District No. 23

JOE SHUMATE, Chief Judge
Division No. 2
Judicial District No. 21

MARGARET LAMM McCALISTER
District Judge
Judicial District No. 14

COURT OF BANK REVIEW

APPEALS FILED AND TERMINATED

<u>Year</u>	<u>Filed</u>	<u>Terminated</u>	<u>Pending</u>
1971	9	4	11
1972	5	4	4
1973	14	10	11
1974	3	1	9

COURT OF TAX REVIEW

1974

JUDGE MERLE LANSDEN

JUDGE HOMER SMITH

JUDGE KIRK WOODLIFF

COURT OF TAX REVIEW

1974

No activity reported.

COUNCIL ON JUDICIAL COMPLAINTS

The Council on Judicial Complaints was established by an act of the 1974 Session of the legislature*, effective May 23, 1974. The Council's duty is to investigate complaints concerning the misconduct of judicial officers. The Council may direct the Attorney General to prosecute a complaint before the Court on the Judiciary.

The Council is composed of three persons, two lawyers and one non-lawyer. The President Pro Tempore of the Oklahoma Senate, Speaker of the Oklahoma House of Representatives and the President of the Oklahoma Bar Association each appoint one member. Members serve a staggered five-year term and cannot succeed themselves.

Members may claim \$25.00 for each day or fraction of a day served and reimbursement for travel.

*20 O.S. Supp. 1974 | | 1651-1661.

COUNCIL ON JUDICIAL COMPLAINTS

LE ROY BLACKSTOCK, CHAIRMAN
(Five-year term)

Appointed by:
President of the Oklahoma Bar Association

WILLIAM WESLEY MILLER, JR., VICE CHAIRMAN
(Four-year term)

Appointed by:
Speaker of the House of Representatives

JAMES WATIE MAYO, MEMBER
(Three-year term)

Appointed by:
President Pro Tempore of the Senate

JUDICIAL NOMINATING COMMISSION

1974

Don Q. Hewett	<u>Chosen by</u> Governor
Mrs. Lena Pray, Secretary	Governor
Dr. Leigh Cramer	Governor
Miss Norma J. Ferguson	Governor
Willis Choate	Governor
Mrs. Helen Pearce	Governor
C. Vernon Howell	Commission Member
Jack R. Givens, Chairman	Oklahoma Bar Association
James Bounds	Oklahoma Bar Association
Tom Hieronymus	Oklahoma Bar Association
H. H. Montgomery	Oklahoma Bar Association
Ben T. Owens	Oklahoma Bar Association
Howard K. Berry	Oklahoma Bar Association

CONTINUED

1 OF 5

JUDICIAL NOMINATING COMMISSION

1974

	<u>Chosen by</u>
Don Q. Hewett	Governor
Mrs. Lena Pray, Secretary	Governor
Dr. Leigh Cramer	Governor
Miss Norma J. Ferguson	Governor
Willis Choate	Governor
Mrs. Helen Pearce	Governor
C. Vernon Howell	Commission Member
Jack R. Givens, Chairman	Oklahoma Bar Association
James Bounds	Oklahoma Bar Association
Tom Hieronymus	Oklahoma Bar Association
H. H. Montgomery	Oklahoma Bar Association
Ben T. Owens	Oklahoma Bar Association
Howard K. Berry	Oklahoma Bar Association

IV. DISTRICT COURT

JUDGES OF THE DISTRICT COURT
BY
JUDICIAL ADMINISTRATIVE DISTRICTS

EAST CENTRAL

Bill Haworth, Presiding Judge

District Judges

	District	Division
Wm. H. Bliss	15	I
Bill Haworth	15	II
E. G. Carroll	15	III
Robert J. Bell	18	
Kenneth Hughes	24	I
Charles Woodson	24	I
Jess I. Miracle	24	II
John Maley	24	III
Kirk Woodliff	24	III

Associate District Judges

	County		
Angelyn A. Jones	Wagoner	15	I
Lynn Burris	Cherokee	15	I
John W. Porter, Jr.	Muskogee	15	II
Bill Ed Rogers	Sequoyah	15	III
David Harris	Adair	15	III
Marshall Warren	McIntosh	18	
James B. Martin	Pittsburg	18	
W.A. Whittlesey	Creek	24	I
O.C. Craig	Okfuskee	24	II
Charles E. Steele	Okmulgee	24	III

Special Judges

	County		
Rolla Jay Cook	Muskogee	15	II
Lonnie Wesley Brown	Pittsburg	18	
Clyde T. Patrick	Creek	24	I
Anne Moroney	Okmulgee	24	III

NORTH CENTRAL

R. L. Hert, Presiding Judge

District Judges

County	District	Division
Lowell Doggett	8	
R.L. Hart	9	
Donald E. Powers	23	
Lloyd H. Henry	23	

Associate District Judges

Roger Mullins	Kay	8
Henry Dolezal	Noble	9
Mildred Patterson ¹	Logan	9
Leon York	Payne	9
Glenn Dale Carter	Pottawatomie	23
Robert L. Foster	Lincoln	23

Special Judges

Leslie D. Page	Kay	8
John R. Couch, Jr.	Payne	9
Jesse R. Field	Pottawatomie	23
William W. Wheeler ²	Logan	9

NORTHEASTERN

Laton L. Doty, Presiding Judge

District Judges

Don H. Hampton	10
Laton L. Doty	11
John Q. Adams	12
Richard W. Smith	13

Associate District Judges

Mermon H. Potter	Osage	10
Glen H. Chappell	Nowata	11
Arthur J. Boose	Washington	11
Wm. J. Whistler	Craig	12

¹Retired 12/1/74

²Supreme Court authorized extra-statutory special judge from 12/1/74 to 1/13/75

NORTHEASTERN (Cont'd)

Associate District Judges (Cont'd)

Edwin M. Moore	Mayes	12
Edwin Doyle Carden	Rogers	12
Frieden L. Machesney	Delaware	13
George G. Russell	Ottawa	13

Special Judges

Riley B. Quarles	Osage	10
James D. Plunkett	Washington	11
H. P. Walker	Ottawa	13

NORTHWESTERN

Charles M. Wilson, Presiding Judge

District Judges

Merle Lansden	1	
Charles M. Wilson	2	
George Howard Wilson	4	I
J. Russell Swanson	4	I & II
Joseph A. Young, Jr.	4	III

Associate District Judges

County		
James F. Lane	Beaver	1
Charles R. Board	Cimarron	1
Richard W. Pickens ¹	Harper	1
Don Dale	Texas	1
Gary P. McGinn	Beckham	2
Eph Monroe	Custer	2
Charley W. Barton	Ellis	2
W.B. Garrett	Greer	2
Victor Paul McClain	Harmon	2
Giles C. Peterson	Roger Mills	2
Park Lamerton	Garfield	4
Allan Falkenstine	Blaine	4
Joseph Warzyn	Grant	4
Wayne B. Smith	Kingfisher	4
Vacancy	Alfalfa	4
Robert W. Collier	Dewey	4
Vacancy	Major	4
Harris C. Bleckley	Woodward	4
Ray Dean Linder	Woods	4

Special Judges

J. Bruce Harvey	Garfield	4	I
-----------------	----------	---	---

¹Appt. 11/11/74

OKLAHOMA-CANADIAN

Harold C. Theus, Presiding Judge

District Judges

Oklahoma County:	7
Carmon C. Harris	
David M. Cook	
Jack R. Parr	
Charles L. Owens	
Harold C. Theus	
Wm. S. Myers	
Homer Smith	
Canadian County:	7
Floyd L. Martin	

Associate District Judges

	County	
C.J. Blinn ¹	Oklahoma	7
William C. Kessler	Oklahoma	7
Carl J. Traub	Oklahoma	7
Ben LaFon	Oklahoma	7
Raymond Naifeh	Oklahoma	7
Stewart M. Hunter	Oklahoma	7
John Vincent Whelan	Canadian	7

Special Judges

Joe Cannon ²	Oklahoma	7
Creston B. Williamson ³	Oklahoma	7
Bruno H. Miller	Oklahoma	7
Jim B. Barnett	Oklahoma	7
William M. Allen	Oklahoma	7
Byron E. McFall	Oklahoma	7
Charles Y. Wier	Oklahoma	7
George Pendell	Oklahoma	7
Charles E. Halley	Oklahoma	7
Paul W. Dudley	Oklahoma	7
Henry Albert Taylor	Canadian	7

SOUTH CENTRAL

Bob Howell, Presiding Judge

¹Retired 12/9/74

²Appt. Assoc. District Judge 12/10/74

³Appt. Special Judge 12/10/74

SOUTH CENTRAL (Cont'd)

District Judges

Kenneth Shilling	20	I
Clint G. Livingston	20	II
Elvin J. Brown	21	I
Joe Shumate	21	II
Gordon R. Melson	22	I
Bob Howell	22	II & III
Rudolph Hargrave	22	II

Associate District Judges

	County	District	Division
James Dillard	Carter	20	I
Thomas E. Shaw, Jr.	Johnston	20	II
Lyn E. Ables	Marshall	20	II
G. Dixie Colbert	Murray	20	II
Chester C. Wilkins	Love	20	II
Alan J. Couch	Cleveland	21	I
Haskell Paul	Garvin	21	II
Gary Lee Blevins	McClain	21	II
Calvert Cannon	Pontotoc	22	I
Frank Howell Seay	Seminole	22	II
Bob Rives	Hughes	22	III

Special Judges

D. Luster Cook	Carter	20	I
James Kenneth Love	Cleveland	21	I
Alma Wilson	Garvin	21	II
Franklin C. Hoover	Pontotoc	22	I
Walter Billingsley	Seminole	22	II
Edward Michael McDanel ¹	Cleveland	21	I

SOUTHEASTERN

Lavern Fishel, Presiding Judge

District Judges

George Windham	16
Neal Merriott	17
Alan B. McPheron	19
Lavern Fishel	25

¹Appt. 11/15/74 - Supreme Court authorized an extra statutory special judge for Cleveland County

SOUTHEASTERN (Cont'd)

Associate District Judges

	County	District	Division
Harold B. Dane	Haskell	16	
Pat Pate	LeFlore	16	
Bill Welch	Latimer	16	
Burton Duncan	Pushmataha	17	
Ralph K. Jenner	Choctaw	17	
John Anthony Benson	McCurtain	17	
Joe C. Taylor	Bryan	19	
Dennis Petty	Coal	25	
Merline Bonner	Atoka	25	

Special Judges

Vacancy	LeFlore	16	
Reed Blankenship	McCurtain	17	
David W. Kelly	Bryan	19	

SOUTHWESTERN

Weldon Ferris, Presiding Judge

District Judges

Weldon Ferris	3	I
Sam M. Williams	5	II
Jack Brock	5	II
James Winston Raburn	5	II
William M. Roberts	5	II
Hegel Branch, Jr.	5	III

Associate District Judges

John Charles Edwards	Washita	3	
Clarence W. Hunter	Kiowa	3	
Loys Criswell	Jackson	3	
Harrison Roe	Tillman	3	
Lyle Griffis	Caddo	5	I
Clarence L. Maher	Grady	5	I
Vacancy	Comanche	5	II
Carl Dolman	Cotton	5	II
P.C. Largent, Jr.	Jefferson	5	III
Will W. Willis	Stephens	5	III

Special Judges

Temple Bailey	Jackson	3	I
L.O. Thomas	Caddo	5	I
W.J. Monroe	Grady	5	I

SOUTHWESTERN (Cont'd)

Special Judges (Cont'd)

	County	District	Division
Rodney A. Bassel	Comanche	5	II
John F. Taylor	Comanche	5	II
George W. Lindley	Stephens	5	III
W.W. Godlove ¹	Comanche	5	II

TULSA-PAWNEE

Raymond Graham, Presiding Judge

District Judges

Tulsa County:	14
Raymond Graham	
Robert G. Green	
William W. Means	
Joe Jennings	
Margaret Lamm McCalister	

Associate District Judges

Milford M. McDougal	Tulsa	14
Billy Rex Beasley	Tulsa	14
Robert F. Martin, Jr.	Tulsa	14
Ronald Ricketts	Tulsa	14
Richard V. Armstrong	Tulsa	14
Jay Dean Dalton	Tulsa	14
O.S. Palmer	Pawnee	14

Special Judges

Robert E. Caldwell	Tulsa	14
Kenneth W. East	Tulsa	14
Robert R. Edmiston	Tulsa	14
Richard E. Comfort	Tulsa	14
Earl Truesdell	Tulsa	14
Edward E. Stephens	Tulsa	14
Edward E. Glass	Tulsa	14
Patricia M. Hoebel	Tulsa	14

¹Appt. 10/1/74 - Supreme Court authorized an extra-statutory special judge for Comanche County from 10/1/74 to 1/13/75

JUDICIAL CHANGES ON THE DISTRICT COURT BENCH

January, 1973 - June, 1975

BY ADMINISTRATIVE DISTRICTS

EAST CENTRAL			
<u>District Judges</u>		<u>Replaced By</u>	
C.F. June Bliss	Appt. to Ct. of Crim. App.	11/27/72	Wm. H. Bliss 2/13/73
E.G. Carroll	Retired	1/13/75	Bill E. Rogers 1/13/75
Robert J. Bell	Retired	1/13/75	Robert H. Layden 1/13/75
<u>Associate District Judges</u>			
Wm. H. Bliss	Elected DJ	2/13/73	Lynn Burris 5/23/73
Angelyn Jones	Retired	1/13/75	Richard Carpenter 1/13/75
Bill E. Rogers	Elected DJ	1/13/75	R.O. Ingle 1/13/75
David Harris	Not Elected	1/13/75	L.T. Spray 1/13/75
W.A. Whittlesey	Retired	1/13/75	Streeter Speakman 1/13/75
Chas. E. Steele	Not Elected	1/13/75	O.E. Richeson 1/13/75
<u>Special Judges</u>			
Cecil E. Robertson	Deceased	12/11/73	Rolla J. Cook 1/10/74
Sam F. Stowers	Resigned	7/8/74	Lonnie W. Brown 7/8/74
James Jordon	Resigned	7/24/74	Anna Monroney 7/29/74
NORTH CENTRAL			
<u>Presiding Judge</u>			
R.L. Hert	Retired	1/13/75	Donald E. Powers 1/13/75
<u>District Judges</u>			
R.L. Hert	Retired	1/13/75	Ray Lee Wall 1/13/75
<u>Associate District Judges</u>			
Henry Dolezal	Retired	1/13/75	Paul W. Gress 1/13/75
Mildred Patterson	Retired	12/1/74	Wm. W. Wheeler 1/13/75
<u>Special Judges</u>			
George Van Wagner	Resigned	6/1/73	Jesse Field 6/11/73
Richard J. Stead	Resigned	3/1/74	John Couch, Jr. 3/1/74
NORTHEASTERN			
<u>Presiding Judge</u>			
Laton L. Doty	Retired	1/13/75	Arthur J. Boose 1/13/75
<u>District Judges</u>			
Laton L. Doty	Retired	1/13/75	Arthur J. Boose 1/13/75
John Q. Adams	Not Elected	1/13/75	Wm. J. Whistler 1/13/75
<u>Associate District Judges</u>			
Arthur J. Boose	Elected DJ	1/13/75	James H. Laughlin 1/13/75
Wm. J. Whistler	Elected DJ	1/13/75	James Pendergrass 1/13/75
George Russell	Retired	1/13/75	Sam C. Fullerton 1/13/75

NORTHWESTERN			
<u>Associate District Judges</u>		<u>Replaced By</u>	
Edwin B. McManan	Deceased	6/2/71	Chas. R. Board 2/1/74
Harry C. Hicks	Retired	9/1/73	Victor McClain 6/27/74
W.L. Owens	Resigned	2/28/69	-----
John Butler	Retired	7/1/72	James Wilkinson 1/13/75
Joseph S. Warzyn	Not Elected	1/13/75	John Michael 1/13/75
Wayne B. Smith	Not Elected	1/13/75	Court Pappe 1/13/75
Harris C. Bleckly	Not Elected	1/13/75	Ray Don Jackson 1/13/75
<u>Special Judges</u>			
Garland Hope	Resigned	7/24/74	J. Bruce Harvey 9/1/74
J. Bruce Harvey	Retired	11/7/74	-----
OKLAHOMA-CANADIAN			
<u>District Judge</u>			
Clarence Mills	Retired	11/1/73	David Cook 12/3/73
<u>Associate District Judges</u>			
John M. Amick	Resigned	7/31/73	Wm C. Kessler 8/1/73
Robert Berry	Resigned	12/16/73	Raymond Naifeh 12/17/73
Garland Bloodworth	Resigned	12/1/73	John Whelan 2/5/74
C.J. Blinn	Retired	12/9/74	Joe Cannon 12/10/74
Ben LaFon	Retired	1/13/75	Gar C. Graham 1/13/75
<u>Special Judges</u>			
Arnold Britton	Deceased	2/16/73	Donald Marrs 3/1/73
Donald Marrs	Resigned	2/1/74	Wm. Allen 2/1/74
John Hutchison	Resigned	5/1/74	Chas. Weir 5/6/74
Joe Cannon	Elected ADJ	12/10/74	C.B. Williamson 12/10/74
Bruno H. Miller	Retired	1/13/75	Arthur Rakestraw 1/13/75
George Pendell, Jr.	Resigned	1/13/75	Robert Epperson 1/13/75
Jim Barnett	Retired	4/1/75	Arthur Swank, Jr. 4/1/75
SOUTH CENTRAL			
<u>Presiding Judge</u>			
Bob Howell	Retired	1/13/75	Joe Shumate 1/13/75
<u>District Judges</u>			
Lee Roy West	Resigned	11/21/73	Gordon Melson 1/18/74
Joe Thompson	Deceased	1/5/74	Clint Livingston 3/1/74
Clint Livingston	Elected ADJ	1/13/75	G. Dixie Colbert 1/13/75
Gordon Melson	Not Elected	1/13/75	Ronald L. Jones 1/13/75
Bob Howell	Retired	1/13/75	Frank Seay 1/13/75
<u>Associate District Judges</u>			
Ray Wilson	Retired	9/1/73	Gary Blevins 10/25/73
James Mathers	Retired	6/1/74	Thomas Shaw, Jr. 7/10/74
John Caldwell	Retired	4/15/74	Lyn Ables 7/1/74
Chester C. Wilkins	Not Elected	1/13/75	Clint Livingston 1/13/75
G. Dixie Colbert	Elected DJ	1/13/75	Wm. R. Fulton 1/13/75
Frank Seay	Elected DJ	1/13/75	Bill Biggers 1/13/75
<u>Special Judge</u>			
Ronald Jones	Resigned	2/15/74	Ranklin Hoover 2/16/74

SOUTHEASTERN

District Judges

George Windham	Retired	1/13/75
Alan B. McPheron	Not Elected	1/13/75

Associate District Judges

Michael DeBerry	Resigned	5/1/73
Gary Brock	Resigned	4/2/74
Harold B. Dane	Not Elected	1/13/75
Pat Pate	Elected DJ	1/13/75
Burton Duncan	Retired	1/13/75

Special Judges

Larry Moon	Resigned	8/1/73
J.R. Reidy	Deceased	3/15/75
David W. Kelley	Resigned	1/13/75
Betty Holt	Resigned	4/1/75

Replaced By

Pat Pate	1/13/75
Sam Sullivan	1/13/75

Gary Brock	5/23/73
John Benson	7/1/74
John Henderson	1/13/75
Harrell Followell	1/13/75
Jerry Welch	1/13/75

J.R. Reidy	1/13/75
-----	-----
Betty Holt	2/1/75
-----	-----

SOUTHWESTERN

Associate District Judges

John P. Buzbee	Resigned	3/19/73
John P. Fullerton	Retired	10/1/74

Special Judges

John Mackey	Resigned	1/1/74
Melvin Singleterry	Resigned	6/1/74
Bill Roberts	Appt. to DJ	6/27/74
John F. Taylor	Resigned	1/13/75
W.J. Monroe	Retired	3/1/75

Lyle Griffis	7/14/73
Ched Bledsoe	1/13/75

Bill Roberts	1/2/74
George Lindley	6/3/74
Rodney Bassel	7/19/74
David W. Carter	1/13/75
Donald Horn	4/21/75

TULSA-PAWNEE

Presiding Judge

Raymond Graham	Retired	1/13/75
----------------	---------	---------

Associate District Judge

James H. Griffin	Resigned	1/1/73
------------------	----------	--------

Special Judges

J. C. Harrington	Resigned	1/16/73
Robert Tawney	Deceased	1/28/74
Billie Ladd	Resigned	2/15/74

Wm. W. Means	1/13/75
--------------	---------

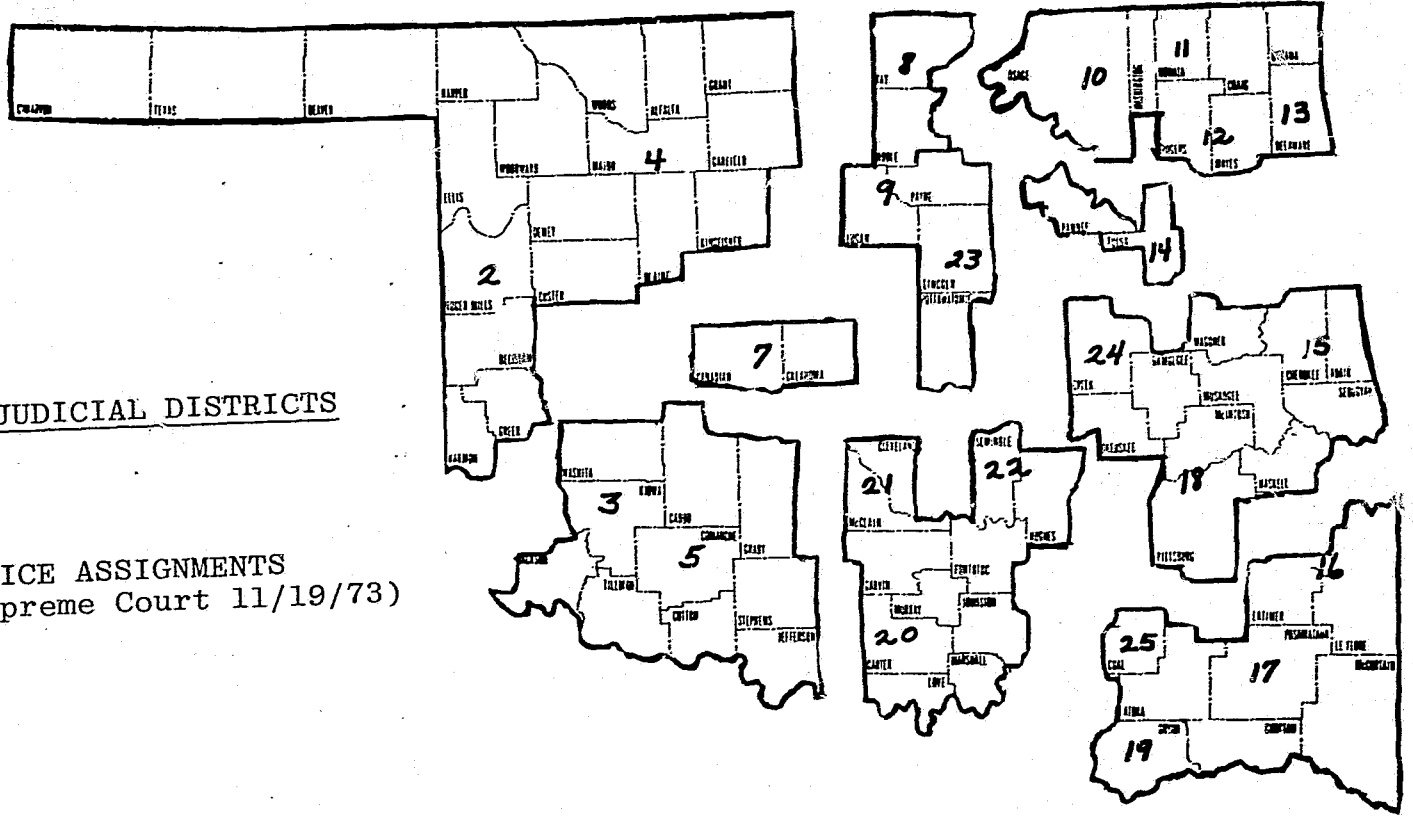
Billy R. Beasley	2/13/73
------------------	---------

Robert Tawney	1/16/73
Richard Comfort	1/28/74
Robert Edmiston	2/19/74

JUDGE TIME LOST DUE TO PERSONNEL CHANGES
FROM JANUARY 1, 1972 THROUGH DECEMBER 31, 1974

<u>VACANCIES</u>	<u>DURATION</u>	
Appellate	3 months	28 days
District Judgeships	22 months	7 days
Associate District	51 months	2 days
Special Judgeships	25 months	26 days
	103 months	3 days =
	<u>8 years 7 months 3 days</u>	

*Associate District vacancies in Alfalfa, Major and Cimarron Counties not included.

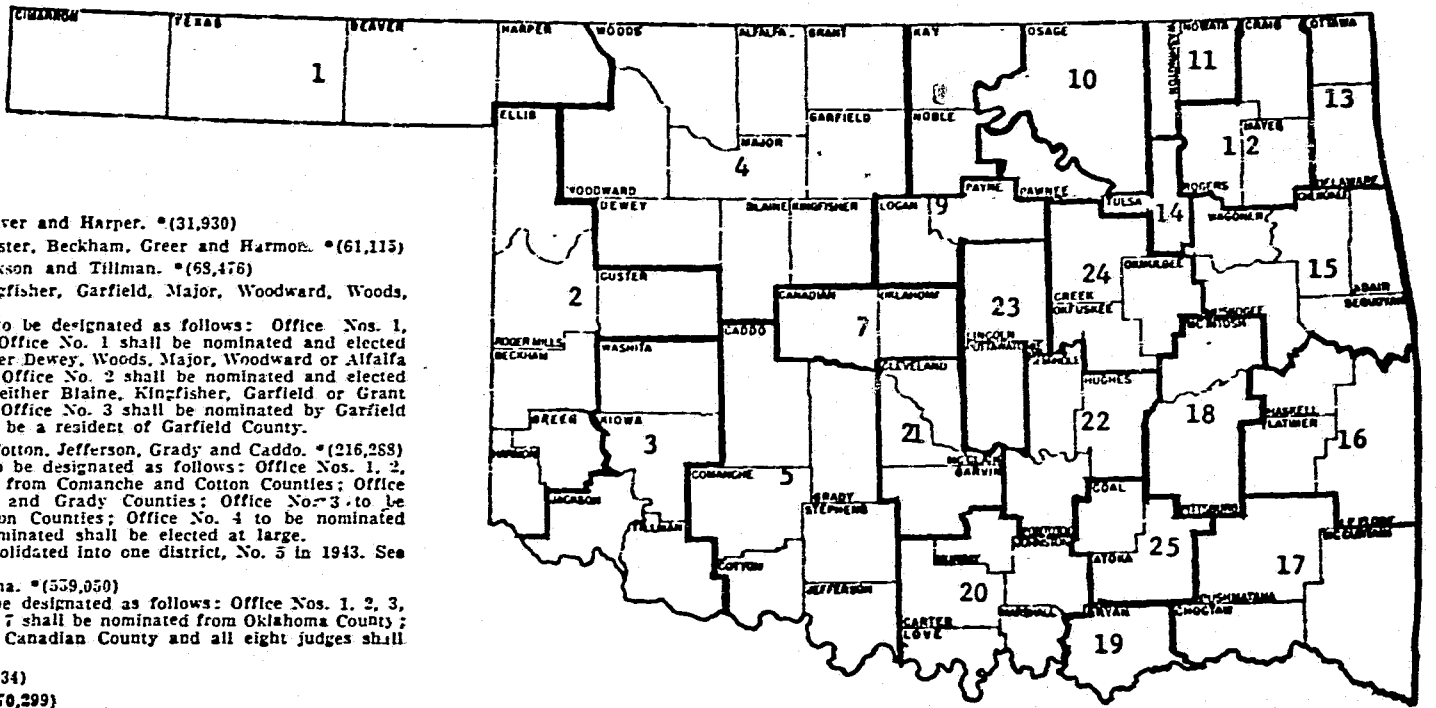


ADMINISTRATIVE JUDICIAL DISTRICTS

CIRCUIT JUSTICE ASSIGNMENTS
(Adopted by the Supreme Court 11/19/73)

Administrative Judicial Districts	Judicial Districts	Presiding Judge	Circuit Justice	Co-designee Circuit Justice
Northeastern.....	10, 11, 12 & 13	Laton L. Doty	Lavender	Davison
Southeastern.....	16, 17, 19 & 25	Lavern Fishel	Hodges	Barnes
Oklahoma-Canadian.....	7	Harold C. Theus	Berry	Simms
Northwestern.....	1, 2 & 4	Charles M. Wilson	Irwin	Doolin
South Central.....	20, 21 & 22	Bob Howell	Williams	Davison / Hodges
Tulsa-Pawnee.....	14	Raymond Graham	Simms	Berry
East Central.....	15, 18 & 24	Bill Haworth	Barnes	Hodges
North Central.....	8, 9 & 23	R. L. Hert	Davison	Lavender
Southwestern.....	3 & 5	Weldon Ferris	Doolin	Irwin / Williams

JUDICIAL DISTRICTS

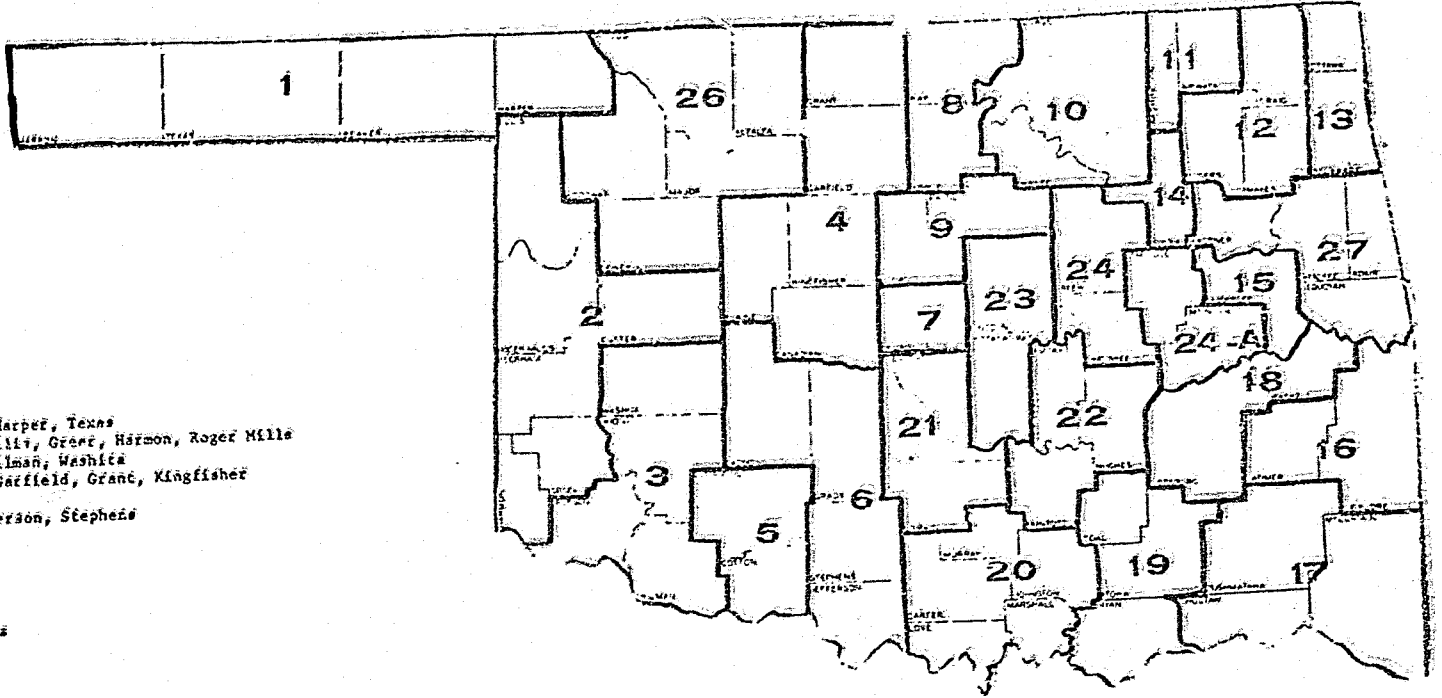


- District**
- The counties of Cimarron, Texas, Beaver and Harper. *(31,930)
 - The counties of Ellis, Roger Mills, Custer, Beckham, Greer and Harmon. *(61,115)
 - The counties of Washita, Kiowa, Jackson and Tillman. *(68,476)
 - The counties of Dewey, Blaine, Kingfisher, Garfield, Major, Woodward, Woods, Alfalfa and Grant. *(131,999)
Said District shall have three judges to be designated as follows: Office Nos. 1, 2 and 3. All candidates who file for Office No. 1 shall be nominated and elected at large and shall be a resident of either Dewey, Woods, Major, Woodward or Alfalfa Counties; all candidates who file for Office No. 2 shall be nominated and elected at large and shall be a resident of either Blaine, Kingfisher, Garfield or Grant Counties; all candidates who file for Office No. 3 shall be nominated by Garfield County and elected at large and shall be a resident of Garfield County.
 - The counties of Comanche, Stephens, Cotton, Jefferson, Grady and Caddo. *(216,288)
Said District shall have four judges to be designated as follows: Office Nos. 1, 2, 3 and 4. Office No. 1 to be nominated from Comanche and Cotton Counties; Office No. 2 to be nominated from Caddo and Grady Counties; Office No. 3 to be nominated from Stephens and Jefferson Counties; Office No. 4 to be nominated from Comanche County. Judges so nominated shall be elected at large.
NOTE: Judicial Districts 5 and 6 consolidated into one district, No. 5 in 1943. See 20 O.S. 1961, §92b.
 - The counties of Canadian and Oklahoma. *(539,050)
Said District shall have eight judges to be designated as follows: Office Nos. 1, 2, 3, 4, 5, 6, 7 and 8. Office Nos. 1 through 7 shall be nominated from Oklahoma County; Office No. 8 shall be nominated from Canadian County and all eight judges shall be elected at large.
 - The counties of Noble and Kay. *(58,834)
 - The counties of Logan and Payne. *(70,299)
 - The county of Osage. *(29,750)
 - The counties of Washington and Nowata. *(52,050)
 - The counties of Rogers, Mayes and Craig. *(66,449)
 - The counties of Ottawa and Delaware. *(47,567)
 - The counties of Tulsa and Pawnee. *(413,001)
Said District to have five judges to be designated as follows: Office Nos. 1, 2, 3, 4 and 5. Office Nos. 1 through 4 shall be nominated from Tulsa County; Office No. 5 shall be nominated from Pawnee County and all five judges shall be elected at large.
 - The counties of Wagoner, Cherokee, Adair, Muskogee and Sequoyah. *(143,390)
Said District shall have three judges to be nominated and elected at large; provided, that said judges shall be designated and distinguished in filing for and making nominations as follows: Nos. 1, 2 and 3. Provided, further, that all candidates who file for Office No. 1, shall be residents of Muskogee County; all candidates who file for Office No. 2 shall be residents of Wagoner or Cherokee Counties, and all candidates who file for Office No. 3 shall be residents of Adair or Sequoyah Counties.
 - The counties of Haskell, LeFlore and Latimer. *(50,316)
 - The counties of Pushmataha, McCurtain and Choctaw. *(53,168)
 - The counties of McIntosh and Pittsburg. *(49,993)
 - The county of Bryan. *(25,552)
 - The counties of Love, Carter, Murray, Johnston and Marshall. *(69,207)
Said District to have two judges designated as Office Nos. 1 and 2. Office No. 1 shall be nominated from Carter County and Office No. 2 shall be nominated from either Love, Murray, Johnston or Marshall counties. Judges so nominated shall be elected at large.

- The counties of Garvin, McClain and Cleveland. *(120,870)
Said District to have two judges designated as Office Nos. 1 and 2. Office No. 1 shall be nominated from Cleveland County and Office No. 2 shall be nominated from either Garvin or McClain counties. Judges so nominated shall be elected at large.
- The counties of Seminole, Hughes and Pontotoc. *(66,239)
Said District to have three judges designated as Office Nos. 1, 2 and 3. Office No. 1 shall be nominated from Hughes or Seminole County; Office No. 2 shall be nominated from Pontotoc County; Office No. 3 shall be nominated from Seminole County. Judges so nominated shall be elected at large.
- The counties of Lincoln and Pottawatomie. *(82,616)
Said District to have two judges designated as Office Nos. 1 and 2. Office No. 1 shall be nominated from Lincoln County; Office No. 2 shall be nominated from Pottawatomie County. Judges so nominated shall be elected at large.
- The counties of Okmulgee, Creek and Okfuskee. *(91,573)
Said District to have five judges designated as Office Nos. 1, 2, 3, 4 and 5. Office No. 1 shall be nominated from Creek County; Office No. 2 shall be nominated from Okfuskee County; Office No. 3 shall be nominated from Okmulgee County; Office No. 4 shall be nominated from Creek County; Office No. 5 shall be nominated from Okmulgee County. Judges so nominated shall be elected at large.
- The counties of Coal and Atoka. *(16,497)

*Figures in parenthesis indicate 1970 official total population of Judicial District.

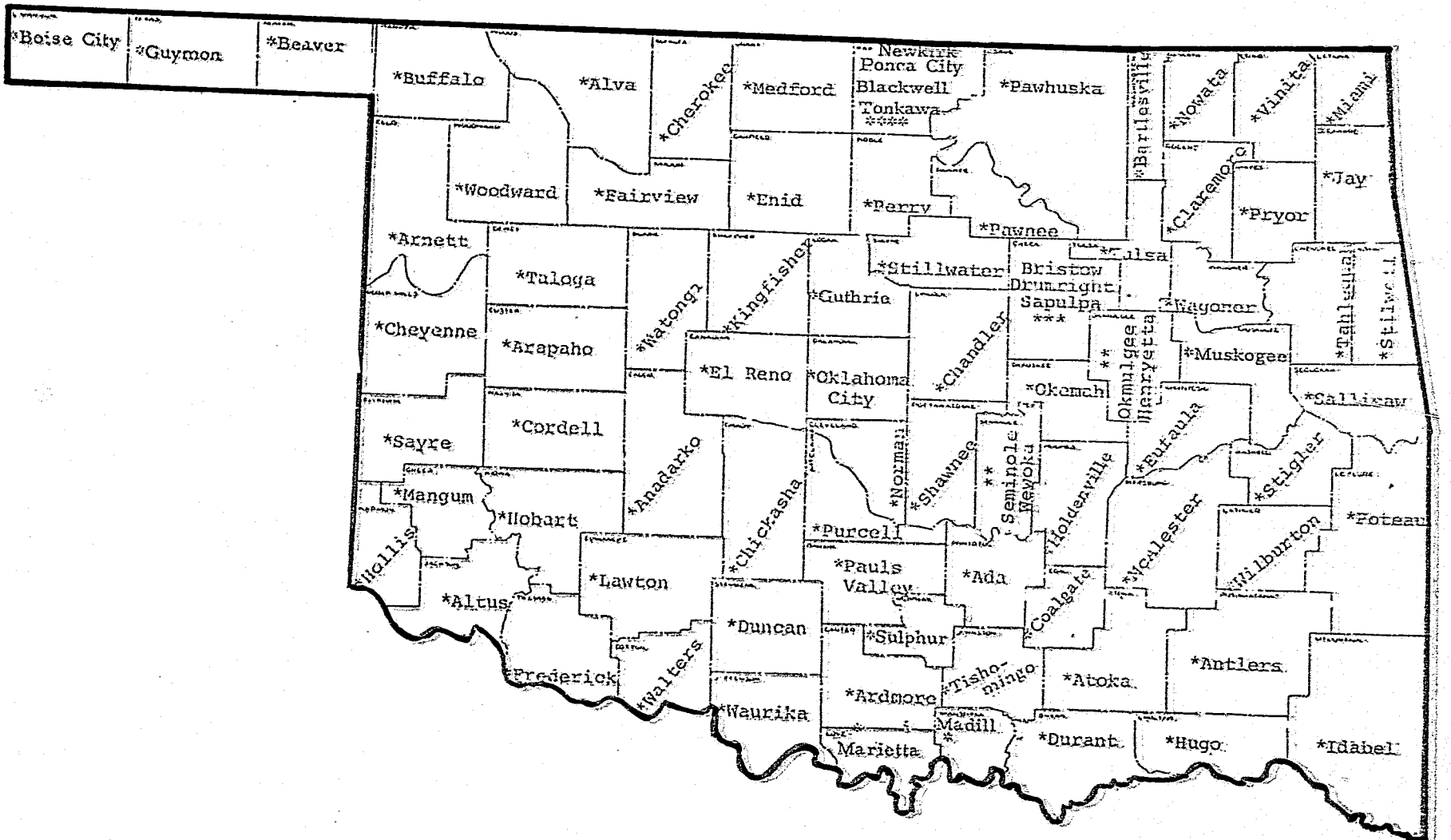
PROSECUTORIAL DISTRICTS



Dist. No.

- 1 Beaver, Cimarron, Harper, Texas
- 2 Beckham, Custer, Ellis, Greer, Harmon, Roger Mills
- 3 Jackson, Kiowa, Tillman, Washita
- 4 Blaine, Canadian, Garfield, Grant, Kingfisher
- 5 Comanche, Cotton
- 6 Caddo, Grady, Jefferson, Stephens
- 7 Oklahoma
- 8 Kay, Noble
- 9 Logan, Payne
- 10 Osage, Pawnee
- 11 Nowata, Washington
- 12 Craig, Mayes, Rogers
- 13 Delaware, Ottawa
- 14 Tulsa
- 15 Muskogee
- 16 Latimer, LeFlore
- 17 Choctaw, McCurtain, Pushmataha
- 18 Haskell, Pittsburg
- 19 Atoka, Bryan, Coal
- 20 Carter, Johnston, Love, Marshall, Murray
- 21 Cleveland, Garvin, McClain
- 22 Hughes, Pontotoc, Seminole
- 23 Lincoln, Pottawatomie
- 24 Creek, Okfuskee
- 24-A McIntosh, Okmulgee
- 26 Alfalfa, Dewey, Major, Woodward, Woods
- 27 Adair, Cherokee, Sequoyah, Wagoner

PRINCIPAL TRIAL COURT LOCATIONS



JUDICIAL PERSONNEL
POPULATION STATISTICS

POPULATION PER JUDGE IN THE JUDICIAL DISTRICTS

Judicial District	Population Per Judicial District	No. of Judges	Population Per Judge
FIRST			
Dallas			
El Paso			
Grayson			
Tarrant	21,000	2	10,500
SECOND			
Denton			
Emory			
Haskell			
Rockwall			
Winn			
Zavala			
Johnson	21,110	1	21,110
THIRD			
Collin			
Ellis			
Ft. Worth			
Wichita	20,110	1	20,110
FOURTH			
Alameda			
Dallas			
De Witt			
Garland			
Hunt			
Johnson			
Marble Falls			
Woods			
Woodward	14,000	1	14,000
FIFTH			
Comanche			
Concho			
De Witt			
Ellis			
Stephens	10,000	1	10,000
SIXTH			
Oklahoma			
Canadian	250,000	25	10,000

*Source of population figures - U. S. Department of Commerce
Bureau of Economic Research - 1925

Judicial District	Population Per Judicial District	No. of Judges	Population Per Judge
EIGHTH			
Kay Noble	58,834	4	14,708
NINTH			
Logan Payne	70,299	4	17,574
TENTH			
Osage	20,750	3	9,916
ELEVENTH			
Nowata Washington.	52,050	4	13,012
TWELFTH			
Craig Mayes Rogers.	66,449	4	16,612
THIRTEENTH			
Delaware Ottawa	47,567	4	11,891
FOURTEENTH			
Pawnee Tulsa	413,001	20	20,650
FIFTEENTH			
Adair Cherokee Muskogee Sequoyah Wagoner	143,390	9	15,932
SIXTEENTH			
Haskell Latimer LeFlore	50,316	5	10,063
SEVENTEENTH			
Choctaw McCurtain Pushmataha	53,168	5	10,633

Judicial District	Population Per Judicial District	No. of Judges	Population Per Judge
EIGHTEENTH			
McIntosh Pittsburg	49,993	4	12,498
NINETEENTH			
Bryan	25,552	3	8,517
TWENTIETH			
Carter Johnston Love Marshall Murray	69,207	8	8,650
TWENTY-FIRST			
Cleveland Garvin McClain	120,870	8	15,109
TWENTY-SECOND			
Hughes Pontotoc Seminole	66,239	8	8,279
TWENTY-THIRD			
Lincoln Pottawatomie	62,616	5	12,523
TWENTY-FOURTH			
Creek Okfuskee Okmulgee	91,573	10	9,157
TWENTY-FIFTH			
Atoka Coal	16,497	3	5,499
TOTALS	2,559,229	183	

Average population per district (24 districts). . . . 106,634.5
Average population per district judge (52) 49,215.9
Average population per total judges (183) 13,984.8

POPULATION PER JUDGE BY JUDICIAL ADMINISTRATIVE DISTRICT

Total Population..... 2,559,229*

PER DISTRICT AND ASSOCIATE DISTRICT JUDGE

State Average: 18,411

Judicial Administrative District	Population Per Judge	No. of Judges	Above (+) or Below (-) State Average
Oklahoma-Canadian	37,270	15	+18,859
Tulsa-Pawnee	34,416	12	+16,005
North-Central	19,174	10	+ 763
Southwestern	17,797	16	- 61
Northeastern	16,318	12	- 2,093
East Central	14,997	19	- 3,414
South Central	14,239	18	- 4,172
Southeastern	11,194	13	- 7,127
Northwestern	9,500	24	- 8,911

POPULATION PER SPECIAL JUDGE

State Average: 58,164

Judicial Administrative District	Population Per Judge	No. of Judges	Above (+) or Below (-) State Average
Northwestern	228,044	1	+169,880
East Central	71,239	4	+ 13,075
Northeastern	65,272	3	+ 7,108
North Central	63,916	3	+ 5,752
Oklahoma-Canadian	55,905	10	- 2,259
Tulsa-Pawnee	51,625	8	- 6,539
Southeastern	48,511	3	- 9,653
Southwestern	47,460	6	- 10,704
South Central	42,719	6	- 15,444

* Source of population figures: U. S. Department of Commerce / Bureau of Census, December 1970

RANKING OF POPULATION TO JUDICIAL PERSONNEL

IN EACH JUDICIAL DISTRICT

Total Population 2,559,229*

DISTRICT	Population Per Dist Judge		Population Per Total Judges		Population Per Judicial District	
	Rank	Rank	Rank	Rank	Rank	Rank
1	31,930	18	6,386	23	31,930	21
2	61,115	6	8,730	19	61,115	14
3	68,476	4	11,412	13	68,476	10
4	44,999	16	10,384	15	134,999	5
5	54,072	9	13,518	8	216,288	3
7	69,881	3	22,362	1	559,050	1
8	58,834	8	14,708	7	58,834	15
9	70,299	2	17,574	3	70,299	8
10	29,750	20	9,916	17	29,750	22
11	52,050	11	13,012	9	52,050	17
12	66,449	5	16,612	4	66,449	11
13	47,567	15	11,891	12	47,567	20
14	82,600	1	20,650	2	413,001	2
15	47,796	14	15,932	5	143,390	4
16	50,316	12	10,063	16	50,316	18
17	53,168	10	10,633	14	53,168	16
18	49,993	13	12,498	11	49,993	19
19	25,552	21	8,517	21	25,552	23
20	34,603	17	8,650	20	69,207	9
21	60,435	7	15,109	6	120,870	6
22	22,079	22	8,279	22	66,239	12
23	31,308	19	12,523	10	62,616	13
24	18,314	23	9,157	18	91,573	7
25	16,497	24	5,499	24	16,497	24

Districts are ranked in sequence from that which has the highest per judge population.

*Source of population figures: U. S. Department of Commerce/Bureau of Census, December 1970.

CASELOAD

AVERAGE CASELOAD PER JUDGE IN THE JUDICIAL DISTRICTS
1974

Judicial District	Counties	No. of Judges	TOTAL CASES		AVERAGE PER JUDGE	
			Filed	Terminated	Filed	Terminated
1.	Beaver Harper Cimarron Texas	5	6,273	5,933	1254.6	1186.6
2	Beckham Custer Ellis Greer Harmon Roger Mills	7	9,960	10,656	1422.9	1522.3
3.	Jackson Kiowa Tillman Washita	6	8,392	8,065	1398.7	1344.2
4.	Alfalfa Blaine Dewey Garfield Grant Kingfisher Major Woods Woodward	13	15,599	14,465	1199.9	1112.7

AVERAGE CASELOAD PER JUDGE IN THE JUDICIAL DISTRICTS
1974

Judicial District	Counties	No. of Judges	TOTAL CASES		AVERAGE PER JUDGE	
			Filed	Terminated	Filed	Terminated
5.	Caddo Grady Comanche Cotton Jefferson Stephens	16	26,971	23,000	1685.7	1437.5
7.	Canadian Oklahoma	25	59,899	45,007	2396.0	1800.3
8.	Kay Noble	4	7,854	7,888	1963.5	1792.0
9.	Payne Logan	4	9,159	9,025	2289.8	2256.3
10.	Osage	3	3,104	2,465	1034.7	821.7
11.	Washington Nowata	4	3,991	3,556	997.8	899.0
12.	Craig Mayes Rogers	4	10,740	9,965	2685.0	2491.3
13.	Delaware Ottawa	4	6,215	4,380	1553.8	1095.0
14.	Tulsa Pawnee	20	50,994	47,753	2549.7	2387.7

AVERAGE CASELOAD PER JUDGE IN THE JUDICIAL DISTRICTS
1974

Judicial District	Counties	No. of Judges	TOTAL CASES		AVERAGE PER JUDGE	
			Filed	Terminated	Filed	Terminated
15.	Wagoner Cherokee Muskogee Sequoyah Adair	9	19,773	18,500	2197.0	2055.6
16.	Haskell LeFlore Latimer	5	7,361	7,386	1472.2	1477.2
17.	Choctaw McCurtain Pushmataha	5	7,632	6,594	1526.4	1318.8
18.	McIntosh Pittsburg	4	7,209	6,547	1802.3	1636.8
19.	Bryan	3	3,881	3,720	1293.7	1240.0
20.	Carter Murray Johnston Marshall Love	8	13,295	11,289	1661.9	1411.1
21.	Cleveland Garvin McClain	8	15,492	14,310	1936.5	1788.8

AVERAGE CASELOAD PER JUDGE IN THE JUDICIAL DISTRICTS
1974

Judicial District	Counties	No. of Judges	TOTAL CASES		AVERAGE PER JUDGE	
			Filed	Terminated	Filed	Terminated
22.	Pontotoc Seminole Hughes	8	9,572	9,318	1196.5	1164.8
23.	Lincoln Pottawatomie	5	10,834	10,337	2166.8	2067.4
24.	Creek Okfuskee Okmulgee	10	12,980	10,634	1298.0	1063.4
25.	Coal Atoka	3	2,049	1,961	683.0	653.7
	STATEWIDE	183	329,139	292,754	1798.6	1599.7

RANKING OF AVERAGE NUMBER OF TOTAL CASES
FILED AND TERMINATED PER JUDGE
PER JUDICIAL DISTRICT - 1974

DISTRICT	CASES FILED	RANK	CASES TERMINATED	DISTRICT
12	2685.0	1	2491.3	12
14	2549.7	2	2387.7	14
7	2396.0	3	2256.3	9
4	2289.8	4	2067.4	23
15	2197.0	5	2055.6	15
23	2166.8	6	1800.3	7
8	1963.5	7	1792.0	8
21	1936.5	8	1788.8	21
18	1802.3	9	1636.8	18
5	1685.7	10	1522.3	2
20	1661.9	11	1477.2	16
13	1553.8	12	1437.5	5
17	1526.4	13	1411.1	20
16	1472.2	14	1344.2	3
2	1422.9	15	1318.8	17
3	1398.7	16	1240.0	19
24	1298.0	17	1186.6	1
19	1293.7	18	1164.8	22
1	1254.6	19	1112.7	4
4	1199.9	20	1095.0	13
22	1196.5	21	1063.4	24
10	1034.7	22	899.0	11
11	977.8	23	821.7	10
25	683.0	24	653.7	25

RANKING OF AVERAGE NUMBER OF TOTAL CASES FILED AND TERMINATED
PER JUDGE AND PER COUNTY - 1974

COUNTY	CASES FILED	RANK	CASES TERMINATED	COUNTY
Custer	3595.6	1	3569.8	Custer
Rogers	3292.5	2	3355.2	Beckham
Murray	3218.4	3	3071.3	Sequoyah
Mayes	2963.9	4	2938.4	Rogers
Beckham	2802.6	5	2732.0	Murray
Sequoyah	2739.3	6	2659.4	Mayes
Pawnee	2633.0	7	2625.6	Payne
Payne	2596.8	8	2480.8	Texas
Texas	2568.0	9	2462.0	Kay
Tulsa	2545.3	10	2405.5	Tulsa
Muskogee	2519.0	11	2299.6	Le Flore
Oklahoma	2458.9	12	2277.0	Pottawatomie
Comanche	2438.2	13	2165.0	Muskogee
Kay	2429.2	14	2143.3	Cleveland
Pottawatomie	2414.3	15	2048.0	Pawnee
Cleveland	2258.0	16	1950.8	Comanche
Le Flore	2224.0	17	1894.7	Craig
Cherokee	2092.0	18	1875.3	Cherokee
Wagoner	1976.6	19	1867.3	Wagoner
Bryan	1940.5	20	1860.0	Bryan
Canadian	1934.3	21	1825.6	Oklahoma
Caddo	1878.8	22	1761.6	Caddo
Pittsburg	1878.4	23	1753.0	Lincoln
Grady	1876.4	24	1672.8	Washita
Craig	1818.8	25	1668.0	McIntosh
Lincoln	1795.5	26	1640.6	Logan
Carter	1788.0	27	1618.0	Pittsburg
Logan	1778.0	28	1614.6	Canadian
McCurran	1775.1	29	1614.2	McCurran
Washita	1752.0	30	1579.6	Grady
Choctaw	1697.7	31	1544.0	McClain
Creek	1677.8	32	1526.4	Stephens
McIntosh	1675.3	33	1522.6	Carter
McClain	1644.6	34	1518.2	Jackson
Delaware	1605.3	35	1409.8	Choctaw
Garvin	1597.2	36	1376.3	Garfield
Stephens	1577.6	37	1368.4	Garvin
Jackson	1570.2	38	1287.0	Kiowa
Woodward	1542.5	39	1276.8	Creek
Ottawa	1522.8	40	1261.6	Kingfisher
Garfield	1441.5	41	1197.3	Seminole
Kiowa	1350.4	42	1189.3	Adair
Adair	1336.0	43	1171.6	Woodward
Kingfisher	1303.8	44	1155.3	Noble
Washington	1196.0	45	1130.7	Delaware
Noble	1187.3	46	1093.2	Blaine
Marshall	1156.0	47	1081.7	Major
Okmulgee	1149.0	48	1073.6	Ottawa
Seminole	1147.3	49	1066.4	Marshall
Major	1127.5	50	1053.2	Washington
Pontotoc	1117.6	51	1023.7	Pontotoc
Blaine	1114.3	52	947.8	Okmulgee
Osage	1034.6	53	918.4	Beaver
Johnston	1024.0	54	868.0	Okfuskee
Jefferson	995.3	55	842.7	Atoka
Beaver	969.6	56	842.1	Haskell
Love	946.4	57	830.4	Johnston
Pushmataha	930.8	58	824.7	Jefferson
Atoka	915.3	59	821.7	Osage
Haskell	900.8	60	794.8	Harmon

RANKING OF AVERAGE NUMBER OF TOTAL CASES FILED AND TERMINATED
PER JUDGE AND PER COUNTY - 1974
(cont'd)

COUNTY	CASES FILED	RANK	CASES TERMINATED	COUNTY
Woods	860.0	61	784.2	Woods
Okfuskee	836.5	62	759.2	Tillman
Hughes	815.0	63	748.0	Love
Harmon	800.9	64	729.0	Hughes
Tillman	784.8	65	727.2	Cimarron
Cimarron	765.6	66	720.3	Pushmataha
Alfalfa	758.3	67	709.2	Alfalfa
Latimer	737.6	68	682.7	Latimer
Harper	715.2	69	655.0	DeWey
Dewey	685.0	70	620.0	Harper
Nowata	667.3	71	615.3	Nowata
Ellis	626.7	72	613.8	Ellis
Greer	495.7	73	472.4	Greer
Grant	488.0	74	464.6	Coal
Cotton	469.6	75	410.5	Grant
Coal	450.6	76	380.2	Roger Mills
Roger Mills	264.7	77	326.0	Cotton

CASELOAD PER SPECIAL JUDGE *

COUNTY	Rank	1970	Rank	1971	Rank	1972	Rank	1973	Rank	1974
BRYAN										
Preliminary hearings held	10	67	17	48	13	59	7	84	10	85
Misdemeanors-cases filed	11	3,415	22	1,973	22	2,251	24	2,037	14	2,572
Small Claims-cases filed	27	129	27	165	27	175	27	165	25	235
CADDO										
Preliminary hearings held	18	39	20	37	21	29	16	45	11	63
Misdemeanors-cases filed	6	4,326	3	4,505	6	4,134	7	3,704	7	3,329
Small Claims-cases filed	9	606	17	411	19	454	19	479	23	440
CANADIAN										
Preliminary hearings held	19	39	24	22	22	29	25	16	21	24
Misdemeanors-cases filed	8	4,205	2	4,828	12	3,434	9	3,312	4	3,733
Small Claims-cases filed	24	254	23	315	18	482	21	463	18	559
CARTER										
Preliminary hearings held	7	84	13	60	11	62	14	56	9	89
Misdemeanors-cases filed	20	2,487	18	2,788	18	2,795	18	2,489	15	2,528
Small Claims-cases filed	8	616	7	758	8	668	8	908	8	1,119
CLEVELAND										
Preliminary hearings held	2	244	1	208	1	274	1	257	1	329
Misdemeanors-cases filed	9	3,941	1	3,752	7	4,033	5	3,778	3	3,900
Small Claims-cases filed	10	595	5	795	2	1,311	2	1,449	4	1,491
COMANCHE										
Preliminary hearings held	12	62.5	10	69	5	97.5	15	52.5	26	-0-
Misdemeanors-cases filed	7	4,314.5	5	4,308	5	4,321.5	2	4,145.5	11	2,779.0
Small Claims-cases filed	22	303	15	417	21	386	17	522.5	14	742.0
CREEK										
Preliminary hearings held	5	105	16	51	18	36	12	64	18	45
Misdemeanors-cases filed	1	6,912	12	3,231	1	5,529	1	4,705	2	4,041
Small Claims-cases filed	12	518	12	526	13	555	10	755	15	662

* 27 representative counties only

CASELOAD PER SPECIAL JUDGE

COUNTY	Rank	1970	Rank	1971	Rank	1972	Rank	1973	Rank	1974
GARFIELD										
Preliminary hearings held	23	32	8	71	14	57	11	65	8	92
Misdemeanors-cases filed	14	3,203	15	3,003	13	3,302	14	2,775	9	3,043
Small Claims-cases filed	14	444	21	352	7	822	11	687	13	771
GARVIN										
Preliminary hearings held	27	5	27	7	27	8	27	14	22	14
Misdemeanors-cases filed	27	439	13	3,116	16	2,968	11	3,001	13	2,631
Small Claims-cases filed	19	374	13	514	17	490	23	449	22	443
GRADY										
Preliminary hearings held	20	35	7	76	19	33	22	35	14	52
Misdemeanors-cases filed	3	5,044	4	4,347	3	4,626	10	3,170	10	2,952
Small Claims-cases filed	25	240	18	411	20	452	16	544	20	520
JACKSON										
Preliminary hearings held	25	11	21	37	26	14	20	16	20	33
Misdemeanors-cases filed	17	2,942	20	2,062	19	2,792	21	2,270	19	2,134
Small Claims-cases filed	23	286	25	265	26	238	25	236	27	225
KAY										
Preliminary hearings held	13	58	15	53	16	47	21	38	15	47
Misdemeanors-cases filed	10	3,862	10	3,824	4	4,605	3	3,914	6	3,366
Small Claims-cases filed	2	911	2	1,026	5	1,027	5	1,100	6	1,200
LE FLORE										
Preliminary hearings held	16	42	18	40	12	61	8	83	5	110
Misdemeanors-cases filed	15	3,111	17	2,800	14	3,063	8	3,488	12	2,674
Small Claims-cases filed	7	658	11	555	15	531	9	902	9	1,072
MC CURTAIN										
Preliminary hearings held	26	10	26	15	23	29	20	40	16	47
Misdemeanors-cases filed	19	2,657	14	3,031	15	2,984	19	2,484	16	2,487
Small Claims-cases filed	26	228	24	297	24	269	24	430	24	359

CASELOAD PER SPECIAL JUDGE

COUNTY	Rank	1970	Rank	1971	Rank	1972	Rank	1973	Rank	1974
<u>MUSKOGEE</u>										
Preliminary hearings held	1	309	2	198	8	92	9	76	4	142
Misdemeanors-cases filed	2	5,129	1	4,990	2	4,966	6	3,737	5	3,552
Small Claims-cases filed	4	761	4	864	4	1,040	4	1,284	3	1,546
<u>OKLAHOMA</u>										
Preliminary hearings held	4	154.2	3	150.7	2	152	2	172.9	2	191.0
Misdemeanors-cases filed	22	1,699.7	24	1,473.3	25	1,504	26	1,233.6	25	1,268.7
Small Claims-cases filed	3	906.9	3	923.1	3	1,113.9	3	1,249.6	5	1,306.1
<u>OKMULGEE</u>										
Preliminary hearings held	15	53	9	71	15	57	13	63	12	63
Misdemeanors-cases filed	25	801	25	1,148	27	1,344	16	2,520	20	1,908
Small Claims-cases filed	5	727	9	636	9	660	7	971	7	1,145
<u>OSAGE</u>										
Preliminary hearings held	9	79	19	40	4	105	17	44	17	46
Misdemeanors-cases filed	12	3,375	27	917	20	2,756	20	2,282	22	1,848
Small Claims-cases filed	17	397	26	226	25	241	26	236	26	226
<u>OTTAWA</u>										
Preliminary hearings held	24	26	22	30	25	21	23	25	24	11
Misdemeanors-cases filed	21	1,731	21	2,006	23	2,109	15	2,770	23	1,757
Small Claims-cases filed	15	423	10	577	10	569	12	651	10	838
<u>PAYNE</u>										
Preliminary hearings held	21	35	12	62	20	32	19	42	19	43
Misdemeanors-cases filed	26	787	6	4,283	9	3,919	4	3,852	8	3,239
Small Claims-cases filed	13	477	6	762	6	850	6	1,038	2	1,699
<u>PITTSBURG</u>										
Preliminary hearings held	8	82	4	85	6	96	5	106	13	54
Misdemeanors-cases filed	5	4,590	8	4,241	8	4,050	17	2,529	18	2,275
Small Claims-cases filed	16	418	16	416	23	349	20	474	11	818

92

CASELOAD PER SPECIAL JUDGE

COUNTY	Rank	1970	Rank	1971	Rank	1972	Rank	1973	Rank	1974
<u>PONTOTOC</u>										
Preliminary hearings held	14	56	11	68	10	71	10	73	27	-0-
Misdemeanors-cases filed	23	1,483	23	1,510	24	1,533	25	1,435	24	1,609
Small Claims-cases filed	21	308	22	337	14	539	18	506	17	647
<u>POTTAWATOMIE</u>										
Preliminary hearings held	6	87	14	59	9	77	4	113	7	96
Misdemeanors-cases filed	4	4,792	7	4,270	10	3,684	13	2,857	1	4,104
Small Claims-cases filed	20	213	20	357	12	559	13	635	12	778
<u>SEMINOLE</u>										
Preliminary hearings held	11	63	5	82	7	93	6	102	6	110
Misdemeanors-cases filed	16	2,951	16	2,858	21	2,600	23	2,081	17	2,397
Small Claims-cases filed	11	522	19	377	16	500	14	576	19	553
<u>STEPHENS</u>										
Preliminary hearings held	22	34	25	22	24	27	24	20	25	11
Misdemeanors-cases filed	13	3,287	9	3,973	11	3,659	12	2,860	21	1,895
Small Claims-cases filed	6	666	8	674	11	569	22	460	16	662
<u>TULSA</u>										
Preliminary hearings held	3	205.6	6	77.1	3	128	3	149.4	3	159.0
Misdemeanors-cases filed	18	2,677	19	2,655.7	17	2,883.1	22	2,228.6	26	1,516.8
Small Claims-cases filed	1	1,076.4	1	1,242.7	1	1,453.6	1	1,701	1	1,931.5
<u>WASHINGTON</u>										
Preliminary hearings held	17	41	23	23	17	37	18	44	23	15
Misdemeanors-cases filed	24	1,436	26	1,134	26	1,348	27	1,170	27	1,047
Small Claims-cases filed	18	393	14	461	22	376	15	349	21	518

93

RANKING OF CASELOAD PER SPECIAL JUDGE

1974

RANK	PRELIMINARY HEARINGS HELD	MISDEMEANORS	SMALL CLAIMS	RANK
1.	Cleveland	Pottawatomie	Tulsa	1.
2.	Oklahoma	Creek	Payne	2.
3.	Tulsa	Cleveland	Muskogee	3.
4.	Muskogee	Canadian	Cleveland	4.
5.	LeFlore	Muskogee	Oklahoma	5.
6.	Seminole	Kay	Kay	6.
7.	Pottawatomie	Caddo	Okmulgee	7.
8.	Garfield	Payne	Carter	8.
9.	Carter	Garfield	LeFlore	9.
10.	Bryan	Grady	Ottawa	10.
11.	Caddo	Comanche	Pittsburg	11.
12.	Okmulgee	LeFlore	Pottawatomie	12.
13.	Pittsburg	Garvin	Garfield	13.
14.	Grady	Bryan	Comanche	14.
15.	Kay	Carter	Creek	15.
16.	McCurtain	McCurtain	Stephens	16.
17.	Osage	Seminole	Pontotoc	17.
18.	Creek	Pittsburg	Canadian	18.
19.	Payne	Jackson	Seminole	19.
20.	Jackson	Okmulgee	Grady	20.
21.	Canadian	Stephens	Washington	21.
22.	Garvin	Osage	Garvin	22.
23.	Washington	Ottawa	Caddo	23.
24.	Ottawa	Pontotoc	McCurtain	24.
25.	Stephens	Oklahoma	Bryan	25.
26.	Comanche	Tulsa	Osage	26.
27.	Pontotoc	Washington	Jackson	27.

* 27 representative counties only

BREAKDOWN BY LITIGATION CATEGORY

IN EACH COUNTY

CIVIL LITIGATION

1974

COUNTY	(1) Auto Negligence		(2) Other Tort		(3) Lien or Mortgage Foreclosure		(4) Real Property	
	Filed	Term.	Filed	Term	Filed	Term	Filed	Term
Adair	4	1	1	-0-	6	2	72	110
Alfalfa	5	-0-	9	6	-0-	-0-	16	14
Atoka	10	6	17	9	18	7	77	66
Beaver	1	2	1	6	-0-	-0-	17	12
Beckham	25	27	30	13	10	7	27	31
Blaine	10	4	8	6	1	2	23	24
Bryan	31	17	23	10	47	44	75	80
Caddo	17	10	13	12	9	6	44	34
Canadian	30	19	34	17	89	71	52	45
Carter	41	37	39	24	29	20	74	78
Cherokee	-0-	1	16	11	11	32	50	12
Choctaw	8	6	17	8	8	2	76	64
Cimarron	-0-	1	-0-	-0-	1	-0-	8	6
Cleveland	51	42	76	82	255	216	56	57
Coal	1	2	2	4	1	2	26	28
Comanche	108	85	8	6	229	87	83	110
Cotton	1	1	1	1	5	4	16	15
Craig	10	10	49	66	5	4	65	50
Creek	111	105	33	22	73	40	95	89
Custer	22	12	9	7	4	-0-	32	36
Delaware	14	4	8	-0-	16	9	85	57
Dewey	3	2	1	9	1	4	14	53
Ellis	1	6	-0-	-0-	1	3	8	12
Garfield	48	37	10	12	37	32	40	55

CIVIL LITIGATION

1974

86

JUDICIAL DISTRICT	(1) Auto Negligence		(2) Other Tort		(3) Lien or Mortgage Foreclosure		(4) Real Property	
	Filed	Term.	Filed	Term	Filed	Term	Filed	Term
	Garvin	34	22	7	11	11	6	30
Grady	43	46	25	20	31	35	53	50
Grant	-0-	-0-	15	23	3	3	19	21
Greer	3	7	5	2	2	2	11	10
Harmon	3	5	6	9	-0-	-0-	1	7
Harper	4	2	9	8	3	2	8	7
Haskell	8	4	24	6	13	8	36	41
Hughes	26	27	25	21	19	17	63	60
Jackson	21	17	6	7	20	19	20	21
Jefferson	4	7	5	8	4	3	24	23
Johnston	17	5	1	-0-	3	1	29	21
Kay	48	44	18	18	13	18	27	25
Kingfisher	12	10	18	6	6	6	37	26
Kiowa	8	5	2	5	9	3	33	42
Latimer	6	3	-0-	-0-	5	4	33	35
LeFlore	62	57	28	33	25	19	223	225
Lincoln	17	20	14	18	21	24	61	75
Logan	13	18	11	10	46	30	42	47
Love	7	1	11	9	2	2	21	18
McClain	19	11	10	6	10	8	53	47
McCurtain	9	10	17	16	5	9	127	128
McIntosh	10	8	30	25	11	8	30	41
Major	4	4	3	1	4	1	19	33
Marshall	9	7	8	6	16	10	30	28

CIVIL LITIGATION

1974

66

JUDICIAL DISTRICT	(1) Auto Negligence		(2) Other Tort		(3) Lien or Mortgage Foreclosure		(4) Real Property	
	Filed	Term.	Filed	Term	Filed	Term	Filed	Term
	Mayes	44	36	13	13	20	10	79
Murray	8	5	7	7	8	7	22	25
Muskogee	162	85	23	168	115	134	108	112
Noble	6	5	14	14	4	2	16	13
Nowata	3	1	-0-	-0-	1	1	4	2
Okfuskee	3	7	4	5	4	6	59	57
Oklahoma	1,614	1,333	546	273	1,220	1,104	287	279
Okmulgee	50	38	8	6	20	18	84	83
Osage	16	13	30	23	30	28	50	40
Ottawa	32	20	49	27	7	2	107	72
Pawnee	9	2	-0-	-0-	15	15	33	19
Payne	29	42	32	26	10	16	32	35
Pittsburg	65	63	22	22	58	32	100	121
Pontotoc	38	26	86	65	56	41	43	35
Pottawatomie	59	51	32	30	48	47	76	60
Pushmataha	2	2	5	3	8	5	71	46
Roger Mills	-0-	-0-	5	14	4	4	17	27
Rogers	32	41	27	21	58	36	47	54
Seminole	40	38	41	42	46	49	204	208
Sequoyah	9	9	-0-	-0-	7	19	98	118
Stephens	18	28	2	12	22	26	41	47
Texas	22	7	3	4	3	8	38	35
Tillman	9	5	1	7	3	3	19	21
Tulsa	802	*	491	*	1,305	*	403	*

* Breakdown of terminations for Tulsa County not available in our office

CIVIL LITIGATION

1974

JUDICIAL DISTRICT	(1) Auto Negligence		(2) Other Tort		(3) Lien or Mortgage Foreclosure		(4) Real Property	
	Filed	Term.	Filed	Term	Filed	Term	Filed	Term
	Wagoner	30	27	40	41	51	47	32
Washington	28	21	23	16	32	27	27	25
Washita	4	5	2	1	10	8	14	15
Woods	5	6	2	3	1	2	11	9
Woodward	6	4	-0-	-0-	5	2	45	34
Totals	4,084	2,697	2,211	1,442	4,309	2,531	4,328	3,938

* Terminations for Tulsa County not included in Total. Figures not available in our office.

100

CIVIL LITIGATION

1974

COUNTY	(5) Contractual		(6) Appeals from Administrative Tribunals		(7) Injunction, Quo Warranto, Mandamus Habeas Corpus		(8) Other		Total	
	Filed	Term	Filed	Term	Filed	Term	Filed	Term	Filed	Term
	Adair	59	48	5	5	11	6	19	3	177
Alfalfa	23	23	-0-	-0-	2	2	7	7	62	52
Atoka	21	7	-0-	-0-	6	4	26	25	175	124
Beaver	24	18	3	1	1	2	5	6	52	47
Beckham	15	19	2	2	13	13	16	21	138	133
Blaine	15	4	-0-	-0-	4	4	32	32	93	76
Bryan	66	49	9	9	16	21	31	21	298	251
Caddo	44	34	3	3	3	2	54	51	187	152
Canadian	145	98	10	9	9	6	55	46	424	311
Carter	188	153	2	1	16	11	41	34	430	358
Cherokee	5	5	3	1	8	4	142	40	235	106
Choctaw	14	9	8	8	9	9	7	7	147	113
Cimarron	19	18	1	1	-0-	1	2	4	31	31
Cleveland	321	332	11	12	35	28	365	280	1,170	1,049
Coal	10	10	-0-	-0-	4	6	22	35	66	87
Comanche	319	313	24	9	18	11	129	94	918	715
Cotton	12	5	-0-	-0-	-0-	-0-	14	10	49	36
Craig	6	6	3	2	14	17	-0-	-0-	152	155
Creek	149	70	10	8	30	13	117	41	618	388
Custer	78	75	2	2	2	1	28	28	177	161
Delaware	114	34	3	2	20	9	24	22	284	137
Dewey	38	20	-0-	-0-	3	1	13	14	73	103
Ellis	17	13	1	-0-	-0-	-0-	6	5	34	39
Garfield	233	244	7	7	5	7	66	62	446	456

101

CIVIL LITIGATION										1974	
COUNTY	(5) Contractual		(6) Appeals from Administrative Tribunals		(7) Injunction, Quo Warranto, Mandamus Habeas Corpus		(8) Other		Total		
	Filed	Term	Filed	Term	Filed	Term	Filed	Term	Filed	Term	
	Garvin	40	22	5	2	19	11	74	131	220	260
Grady	162	118	2	3	8	5	14	16	338	293	
Grant	3	-0-	-0-	-0-	1	-0-	-0-	-0-	41	47	
Greer	15	9	-0-	-0-	2	2	10	9	48	41	
Harmon	2	9	-0-	-0-	1	1	6	5	19	36	
Harper	-0-	1	-0-	-0-	1	2	16	5	41	27	
Haskell	8	10	2	3	1	3	7	10	99	85	
Hughes	31	20	3	2	6	7	-0-	-0-	173	154	
Jackson	51	39	5	3	6	5	42	43	171	154	
Jefferson	12	10	-0-	-0-	2	2	10	6	61	59	
Johnston	-0-	-0-	3	2	1	1	6	5	60	35	
Kay	85	79	5	3	25	14	112	110	333	311	
Kingfisher	24	26	-0-	-0-	5	4	14	13	116	91	
Kiowa	13	13	-0-	-0-	-0-	-0-	17	15	82	83	
Latimer	19	15	-0-	-0-	-0-	-0-	3	2	66	59	
LeFlore	43	41	16	16	34	34	-0-	-0-	431	425	
Lincoln	85	77	4	5	20	13	34	38	256	270	
Logan	38	38	4	3	10	12	16	16	180	174	
Love	1	1	2	-0-	-0-	-0-	15	12	59	43	
McClain	30	27	7	7	7	2	24	15	160	123	
McCurtain	212	211	4	4	9	13	69	40	452	431	
McIntosh	30	14	3	3	5	5	33	45	152	149	
Major	13	5	-0-	-0-	2	1	17	16	62	61	
Marshall	7	4	3	3	2	2	23	15	98	75	

CIVIL LITIGATION										1974	
COUNTY	(5) Contractual		(6) Appeals from Administrative Tribunals		(7) Injunction, Quo Warranto, Mandamus Habeas Corpus		(8) Other		Total		
	Filed	Term	Filed	Term	Filed	Term	Filed	Term	Filed	Term	
	Mayes	87	64	8	7	15	15	68	63	334	292
Murray	3	2	1	-0-	7	3	47	42	103	91	
Muskogee	184	18	34	44	31	16	88	12	745	589	
Noble	8	3	2	2	1	2	3	2	54	43	
Nowata	4	-0-	1	2	3	3	55	59	71	68	
Okfuskee	14	18	1	-0-	-0-	1	13	13	98	107	
Oklahoma	7,876	5,192	121	105	202	86	1,505	1,376	13,371	9,748	
Okmulgee	35	19	-0-	1	11	11	204	185	412	361	
Osage	58	50	4	2	38	34	16	4	242	194	
Ottawa	43	20	9	4	7	6	96	70	350	221	
Pawnee	30	20	2	2	4	3	17	12	110	73	
Payne	89	80	7	3	9	10	71	78	279	290	
Pittsburg	85	83	17	17	137	141	32	39	516	518	
Pontotoc	20	14	7	7	22	22	25	19	297	229	
Pottawatomie	151	118	27	20	28	28	100	87	521	441	
Pushmataha	37	28	3	3	1	-0-	33	31	160	118	
Roger Mills	15	18	2	2	1	1	-0-	-0-	44	66	
Rogers	157	125	3	6	43	43	6	8	373	334	
Seminole	79	70	19	20	24	23	108	113	561	563	
Sequoyah	113	89	-0-	-0-	11	21	59	46	297	302	
Stephens	133	146	4	3	10	9	41	45	271	316	
Texas	7	10	1	2	5	3	55	57	134	126	
Tillman	12	10	-0-	-0-	5	5	22	10	71	61	
Tulsa	4,474	*	23	*	210	*	420	*	8,128	6,034	

* Breakdown of terminations for Tulsa County not available in our office

CIVIL LITIGATION

1974

COUNTY	(5) Contractual		(6) Appeals from Administrative Tribunals		(7) Injunction, Quo Warranto, Mandamus Habeas Corpus		(8) Other		Total	
	Filed	Term	Filed	Term	Filed	Term	Filed	Term	Filed	Term
	Wagoner	21	26	4	4	21	21	26	26	225
Washington	208	165	4	5	26	18	40	26	388	303
Washita	24	11	-0-	-0-	2	2	32	33	88	75
Woods	17	13	-0-	-0-	2	-0-	5	1	43	34
Woodward	87	56	4	3	5	1	11	6	163	106
Totals	16,930	8,364	483	405	1,277	845	4,981	3,918	38,603	30,674

* Terminations for Tulsa County not included in Total. Figures not available in this office.

104

DOMESTIC LITIGATION

1974

COUNTY	(1) Divorce		(2) Separate Maintenance		(3) Annulment		(4) Reciprocal Support - Incoming		(5) Reciprocal Support - Outgoing	
	Filed	Term	Filed	Term	Filed	Term	Filed	Term	Filed	Term
	Adair	141	129							
Alfalfa	44	42	1	1	6	5	4	3	-0-	-0-
Atoka	82	74	-0-	-0-	-0-	-0-	-0-	-0-	-0-	-0-
Beaver	39	37	-1	1	-0-	-0-	2	3	3	-0-
Beckham	184	191	-0-	2	1	1	2	1	2	2
Blaine	100	86	-0-	-0-	1	1	11	2	2	1
Bryan			1	1	1	1		5	1	1
Caddo	294	270	5	7	4	6	4	11		
Canadian	278	274	3	2	3	5	11	10	8	5
Carter	364	291	4	2	2	2	14	7	8	3
Cherokee	451	381	3	1	8	6	14	12	18	7
Choctaw	262	291	4	3	1	1	14	12	15	13
	148	123	-0-	-0-	2	2	16	3	-0-	-0-
Cimarron							14	14	-0-	-0-
Cleveland	21	19	-0-	-0-	-0-	-0-	2	1		
Coal	982	979	16	11	4	2	23	32	2	-0-
Comanche	46	59	-0-	-0-	-0-	-0-	-0-	3	22	22
Cotton	1,205	998	57	39	-0-	-0-	36	2	8	8
Craig	51	39	-0-	-0-	22	20	4	4	75	5
	144	147	2	2	-0-	-0-	1	1	1	1
Creek			1	1	1	1			1	1
Custer	529	450	7	4	7	5	1	1		
Delaware	231	245	3	1	2	-0-	26	4	6	5
Dewey	218	149	-0-	-0-	-0-	-0-	10	10	11	9
Ellis	37	38	3	2	-0-	-0-	3	-0-	2	-0-
Garfield	25	23	-0-	-0-	-0-	-0-	-0-	-0-	5	4
	558	557	15	15	1	1	2	2	-0-	-0-
					1	1	17	24	17	9

105

DOMESTIC LITIGATION

1974

COUNTY	(1) Divorce		(2) Separate Maintenance		(3) Annulment		(4) Reciprocal Support - Incoming		(5) Reciprocal Support - Outgoing	
	Filed	Term	Filed	Term	Filed	Term	Filed	Term	Filed	Term
Garvin	204	190	-0-	-0-	-0-	-0-	-0-	-0-	3	3
Grady	249	215	-0-	-0-	-0-	-0-	-0-	-0-	0	0
Greeley	52	26	-0-	-0-	-0-	-0-	-0-	-0-	1	1
Greer	62	60	-0-	-0-	-0-	-0-	-0-	-0-	1	1
HARWON	36	31	-0-	-0-	-0-	-0-	-0-	-0-	0	0
HEPNER	29	26	-0-	-0-	-0-	-0-	-0-	-0-	2	2
HERRILL	85	80	-0-	-0-	-0-	-0-	-0-	-0-	-0-	-0-
HUGHES	178	78	-0-	-0-	-0-	-0-	-0-	-0-	7	7
JENNISON	290	257	-0-	-0-	-0-	-0-	-0-	-0-	20	20
JEFFERSON	69	32	-0-	-0-	-0-	-0-	-0-	-0-	0	0
JOHNSON	74	54	-0-	-0-	-0-	-0-	-0-	-0-	0	0
Key	418	424	-0-	-0-	-0-	-0-	-0-	-0-	21	20
KAGFISHER	81	79	-0-	-0-	-0-	-0-	-0-	-0-	0	0
KLEVA	76	73	-0-	-0-	-0-	-0-	-0-	-0-	5	5
KRAMER	60	59	-0-	-0-	-0-	-0-	-0-	-0-	0	0
LEFLORE	418	400	-0-	-0-	-0-	-0-	-0-	-0-	13	13
LINDSEY	180	196	-0-	-0-	-0-	-0-	-0-	-0-	10	10
LOBEN	154	150	-0-	-0-	-0-	-0-	-0-	-0-	0	0
Love	65	47	-0-	-0-	-0-	-0-	-0-	-0-	0	0
McCallin	229	118	-0-	-0-	-0-	-0-	-0-	-0-	0	0
McCurbin	221	240	-0-	-0-	-0-	-0-	-0-	-0-	3	3
McIntosh	105	112	-0-	-0-	-0-	-0-	-0-	-0-	5	5
Major	64	58	-0-	-0-	-0-	-0-	-0-	-0-	0	0
Marshall	64	82	-0-	-0-	-0-	-0-	-0-	-0-	4	4

DOMESTIC LITIGATION

1974

COUNTY	(1) Divorce		(2) Separate Maintenance		(3) Annulment		(4) Reciprocal Support - Incoming		(5) Reciprocal Support - Outgoing	
	Filed	Term	Filed	Term	Filed	Term	Filed	Term	Filed	Term
Mayes	241	210	4	1	6	5	16	15	3	3
Murray	93	55	3	-0-	-0-	-0-	4	1	2	1
Muskogee	671	498	2	12	6	28	61	58	-0-	-0-
Nowata	73	70	-0-	-0-	-0-	-0-	-0-	-0-	-0-	-0-
Nowata	70	72	-0-	-0-	-0-	-0-	-0-	-0-	1	4
OKFUSKEE	97	103	-0-	-0-	-0-	-0-	-0-	-0-	-0-	-0-
Okmulgee	7,210	7,973	125	35	69	69	156	95	92	62
Okmulgee	151	130	4	2	-0-	-0-	16	5	12	4
Osage	230	210	10	7	1	1	5	4	3	0
Ottawa	379	208	1	2	7	7	13	13	6	5
Pawnee	115	35	1	1	-0-	-0-	3	-0-	5	-0-
Rayne	184	162	4	0	2	1	15	8	15	12
Petersburg	191	410	4	4	10	12	18	8	12	15
Ponca	234	210	3	3	-0-	-0-	5	5	15	5
Pushmataha	541	513	2	3	2	2	5	20	9	9
Pushmataha	191	173	-0-	-0-	3	3	12	8	1	-0-
Reger Hills	24	43	1	1	-0-	-0-	1	1	1	-0-
Rogers	312	233	5	4	4	6	18	20	19	6
Sallisole	130	141	-0-	-0-	6	6	13	15	14	13
Sequoyah	247	175	3	2	4	3	13	6	12	-0-
Stephens	357	336	6	5	3	4	14	10	8	4
Texas	142	157	1	3	2	2	7	7	3	4
Tulman	72	70	1	-0-	-0-	-0-	6	5	1	1
Tulsa	5,397	*	89	*	69	*	241	*	159	*

* Termination Breakdown for Tulsa County not available to this office

DOMESTIC LITIGATION

1974

110

COUNTY	(6) Bastardy		(7) Adoption		(8) Certification Proceeding for Trial As an Adult		(9) Juvenile Delinquency		(10) Children In Need of Supervision	
	Filed	Term	Filed	Term	Filed	Term	Filed	Term	Filed	Term
	Garvin	-0-	-0-	16	12	9	2	11	-0-	15
Grady	-0-	-0-	32	31	-0-	-0-	8	4	12	-2
Grant	1	-0-	6	6	-0-	-0-	4	-0-	-0-	-0-
Greer	1	-0-	4	4	-0-	-0-	-0-	-0-	1	1
Harmon	-0-	-0-	1	1	4	4	13	11	-0-	-0-
Harper	-0-	-0-	6	5	-0-	-0-	2	-0-	1	-0-
Haskell	-0-	-0-	11	11	3	3	9	9	-0-	-0-
Hughes	-0-	-0-	15	15	-0-	-0-	8	6	4	5
Jackson	1	-0-	29	28	-0-	-0-	7	16	126	208
Jefferson	-0-	-0-	7	5	9	9	5	3	2	2
Johnston	-0-	-0-	8	8	-0-	-0-	-0-	-0-	-0-	-0-
Kay	1	2	46	43	-0-	-0-	30	18	59	47
Kingfisher	-0-	1	4	7	-0-	-0-	7	10	2	1
Kiowa	-0-	-0-	9	11	3	3	21	19	-0-	1
Latimer	1	1	5	4	-0-	-0-	20	20	-0-	-0-
LeFlore	-0-	-0-	34	36	1	1	30	32	28	35
Lincoln	1	-0-	18	31	5	2	21	20	11	12
Logan	-0-	-0-	19	14	2	2	33	24	14	13
Love	-0-	-0-	6	6	1	1	10	10	-0-	-0-
McClain	1	1	15	15	-0-	-0-	9	5	14	12
McCurtain	1	1	33	32	-0-	-0-	25	19	26	14
McIntosh	-0-	-0-	7	7	19	18	45	44	8	5
Major	-0-	-0-	5	5	1	1	4	1	2	-0-
Marshall	-0-	-0-	7	7	22	18	26	21	3	-0-

DOMESTIC LITIGATION

1974

111

COUNTY	(6) Bastardy		(7) Adoption		(8) Certification Proceeding for Trial As an Adult		(9) Juvenile Delinquency		(10) Children In Need of Supervision	
	Filed	Term	Filed	Term	Filed	Term	Filed	Term	Filed	Term
	Mayes	-0-	-0-	24	23	-0-	-0-	43	30	58
Murray	-0-	-0-	10	11	1	1	8	7	12	5
Muskogee	-0-	-0-	60	56	-0-	-0-	20	18	95	120
Noble	-0-	-0-	10	10	1	1	2	2	15	15
Nowata	-0-	-0-	3	2	-0-	-0-	28	23	2	2
Okfuskee	-0-	-0-	5	5	2	2	17	15	-0-	-0-
Oklahoma	30	11	629	579	1	-0-	1,688	595	-0-	-0-
Okmulgee	3	2	23	23	8	8	45	43	61	61
Osage	-0-	-0-	38	30	3	3	40	27	9	6
Ottawa	-0-	-0-	23	16	2	-0-	23	15	20	14
Pawnee	-0-	-0-	10	10	-0-	-0-	41	24	11	11
Payne	-0-	-0-	39	40	5	5	149	158	84	80
Pittsburg	-0-	-0-	27	29	-0-	-0-	64	10	25	3
Pontotoc	-0-	-0-	25	23	-0-	-0-	33	29	34	30
Pottawatomie	7	10	50	44	15	18	89	183	68	143
Pushmataha	-0-	-0-	4	4	-0-	-0-	5	3	2	1
Roger Mills	-0-	-0-	-0-	-0-	1	1	6	2	2	1
Rogers	-0-	-0-	30	30	-0-	-0-	33	23	24	21
Seminole	5	5	24	24	10	10	22	24	35	41
Sequoyah	-0-	-0-	23	17	3	-0-	55	53	2	-0-
Stephens	-0-	1	32	27	7	7	39	21	75	45
Texas	2	1	13	17	3	3	20	17	20	13
Tillman	-0-	-0-	6	6	3	3	9	12	14	25
Tulsa	14	5	381	490	34	-0-	639	530	124	233

DOMESTIC LITIGATION

1974

COUNTY	(6) Custody		(7) Adoption		(8) Modification Proceeding for Final Decree as an Adult		(9) Parents Delinquency		(10) Children in Need of Supervision	
	Filed	Term	Filed	Term	Filed	Term	Filed	Term	Filed	Term
Waynes	0	0	23	24	0	0	52	52	27	27
Vernon	0	0	24	24	0	0	17	17	22	22
Washtenaw	0	0	6	6	0	0	15	15	3	3
Wood	1	0	10	10	0	0	11	11	3	3
Woodward	0	0	30	24	0	0	3	2	0	0
Totals	84	59	2,593	2,575	200	200	6,295	2,767	1,794	1,711

DOMESTIC LITIGATION

1974

COUNTY	(11) Dependency and Neglect		TOTAL	
	Filed	Term	Filed	Term
Albion	114	111	224	221
Albion	0	0	71	66
Ann Arbor	228	400	1,465	1,152
Beaumont	1	1	70	70
Branch	4	2	239	239
Burlington	114	100	1,468	1,112
Byron	136	220	445	337
Canfield	130	115	515	365
Canfield	223	194	616	449
Carleton	216	231	630	507
Charleston	225	222	443	425
Charleston	5	5	115	110
Chatham	4	0	16	23
Chatham	59	23	2,230	1,259
Chatham	3	1	94	113
Chatham	315	357	1,771	1,337
Chatham	20	0	62	65
Chatham	4	6	114	117
Chatham	310	0	604	557
Chatham	23	23	333	364
Chatham	4	1	266	168
Chatham	73	0	22	62
Chatham	0	0	43	34
Chatham	106	106	724	723

DOMESTIC LITIGATION

1974

COUNTY	(11) Dependency and Neglect		TOTAL	
	Filed	Term	Filed	Term
Garvin	8	7	297	231
Grady	20	8	439	373
Grant	-0-	-0-	44	30
Greer	-0-	-0-	75	72
Harmon	8	8	64	56
Harper	1	1	42	31
Haskell	-0-	-0-	108	109
Hughes	6	5	166	129
Jackson	53	88	567	654
Jefferson	5	2	83	54
Johnston	19	9	107	71
Kay	12	7	616	575
Kingfisher	7	7	115	112
Kiowa	3	2	120	115
Latimer	-0-	-0-	105	95
LeFlore	34	34	576	567
Lincoln	4	5	258	270
Logan	12	8	251	226
Love	-0-	-0-	86	68
McClain	7	5	186	162
McCurtain	30	17	485	366
McIntosh	5	4	206	201
Major	1	-0-	81	69
Marshall	3	1	151	132

114

DOMESTIC LITIGATION

1974

COUNTY	(11) Dependency and Neglect		TOTAL	
	Filed	Term	Filed	Term
Mayes	12	9	457	357
Murray	6	4	139	95
Muskogee	74	74	929	808
Noble	8	8	109	106
Nowata	2	1	111	112
Okfuskee	6	5	134	135
Oklahoma	-0-	-0-	10,001	8,570
Okmulgee	28	28	551	508
Osage	27	16	432	310
Ottawa	14	10	488	291
Pawnee	10	10	196	141
Payne	18	16	715	690
Pittsburg	18	2	569	491
Pontotoc	23	23	412	368
Pottawatomie	47	115	815	1,065
Pushmataha	2	2	131	104
Roger Mills	1	-0-	37	48
Rogers	9	9	454	418
Seminole	54	58	365	390
Sequoyah	8	7	360	396
Stephens	5	2	576	522
Texas	17	18	220	222
Tillman	2	2	121	124
Tulsa	296	185	7,333	7,730

115

DOMESTIC LITIGATION

1974

COUNTY	(11) Dependency and Neglect		TOTAL	
	Filed	Term	Filed	Term
Wagoner	5	9	314	323
Washington	16	15	600	489
Washita	3	3	138	124
Woods	1	-0-	104	85
Woodward	2	-0-	263	184
Totals	1,336	1,129	41,723	38,164
* Terminations for Tulsa County included in Total				

116

FELONY

1974

COUNTY	(1) Crime against person		(2) Crime against property		(3) Other		Total		Preliminary Hearings Held	Preliminary Hearings Waived
	Filed	Term	Filed	Term	Filed	Term	Filed	Term		
Adair	20	5	57	43	9	5	86	53	39	37
Alfalfa	1	-0-	22	14	5	13	28	27	6	12
Atoka	9	20	32	39	55	64	96	123	30	12
Beaver	1	3	23	17	10	12	34	32	4	12
Beckham	49	41	37	50	7	2	93	93	14	9
Blaine	21	20	16	19	20	11	57	50	14	9
Bryan	46	49	61	64	34	29	141	142	83	23
Caddo	20	14	45	39	70	53	135	106	63	12
Canadian	196	121	29	40	2	15	227	176	24	47
Carter	144	101	97	74	25	17	266	192	89	52
Cherokee	35	17	53	34	64	40	152	91	50	10
Choctaw	66	49	136	95	-0-	-0-	202	144	41	25
Cimarron	32	29	9	6	5	2	46	37	4	23
Cleveland	96	92	341	320	369	387	806	799	329	166
Coal	13	10	24	24	5	4	42	38	10	17
Comanche	166	154	514	544	180	13	860	711	-0-	-0-
Cotton	23	19	5	4	13	7	41	30	20	21
Craig	19	15	72	57	15	14	106	86	10	5
Creek	57	28	191	92	30	18	278	138	45	40
Custer	14	21	44	42	83	87	141	150	8	42
Delaware	37	20	55	21	-0-	-0-	92	41	12	-0-
Dewey	19	17	26	23	4	7	49	47	3	7
Ellis	1	2	9	8	1	1	11	11	7	1
Garfield	59	44	201	157	41	28	301	229	92	99

117

FELONY

1974

COUNTY	(1) Crime against person		(2) Crime against property		(3) Other		Total		Preliminary Hearings Held	Preliminary Hearings Waived
	Filed	Term	Filed	Term	Filed	Term	Filed	Term		
	Garvin	26	13	63	48	85	45	174		
Grady	46	24	93	91	-0-	-0-	139	115	52	22
Grant	4	6	5	10	16	7	25	23	1	-0-
Greer	3	2	2	4	23	14	28	20	7	12
Harmon	4	5	11	16	21	11	36	32	7	6
Harper	11	3	7	4	4	2	22	9	8	4
Haskell	7	6	20	12	23	17	50	35	8	3
Hughes	18	11	28	16	17	16	63	43	11	7
Jackson	34	27	204	117	29	26	267	170	33	29
Jefferson	34	18	23	11	19	10	76	39	15	1
Johnston	13	9	13	11	29	14	55	34	6	10
Kay	45	31	111	89	4	4	160	124	47	53
Kingfisher	5	8	27	28	9	9	41	45	15	2
Kiowa	10	10	45	21	12	12	67	43	25	24
Latimer	10	37	81	41	10	-0-	101	78	13	11
LeFlore	75	100	64	75	49	50	188	225	110	60
Lincoln	13	18	91	88	16	23	120	129	39	21
Logan	26	29	24	22	30	19	80	70	22	24
Love	41	13	-0-	-0-	-0-	-0-	41	13	7	9
McClain	12	17	48	27	72	45	132	89	24	31
McCurtain	43	39	111	86	44	41	198	166	47	38
McIntosh	13	12	39	36	45	48	97	96	37	10
Major	4	6	19	10	2	2	25	18	5	4
Marshall	51	34	31	34	14	15	96	83	15	12

118

FELONY

1974

COUNTY	(1) Crime against person		(2) Crime against property		(3) Other		Total		Preliminary Hearings Held	Preliminary Hearings Waived
	Filed	Term	Filed	Term	Filed	Term	Filed	Term		
	Mayes	17	16	110	102	67	72	194		
Murray	9	7	3	3	56	41	68	51	6	15
Muskogee	76	68	139	114	208	90	423	272	142	51
Noble	31	27	20	23	5	2	56	52	4	15
Nowata	7	3	35	25	15	8	57	36	9	27
Okfuskee	10	5	5	7	22	33	37	45	15	1
Oklahoma	628	515	2,616	1,981	1,243	935	4,487	3,431	1,719	1,184
Okmulgee	93	62	103	54	82	70	278	186	63	49
Osage	64	56	33	24	11	8	108	88	46	30
Ottawa	22	5	37	13	126	41	185	59	11	8
Pawnee	5	3	38	21	30	6	73	30	20	28
Payne	32	28	157	128	137	137	326	293	43	53
Pittsburg	57	42	81	50	122	64	260	156	54	35
Pontotoc	46	35	85	71	58	42	189	148	-0-	-0-
Pottawatomie	140	104	118	118	368	427	626	649	96	58
Pushmataha	13	5	37	22	8	6	57	33	12	5
Roger Mills	19	17	6	26	-0-	-0-	25	43	4	7
Rogers	22	24	129	82	14	7	165	113	43	22
Seminole	110	199	161	156	35	33	306	388	110	196
Sequoyah	44	52	45	29	53	50	142	131	34	20
Stephens	39	21	124	106	71	54	225	175	11	64
Texas	14	16	219	177	35	35	268	228	30	54
Tillman	20	24	21	29	27	21	68	74	54	8
Tulsa	904	*	1,264	*	891	*	3,059	2,762	1,272	612

* Breakdown of terminations for Tulsa County not available to our office.

119

FELONY

1974

COUNTY	(1) Crime against person		(2) Crime against property		(3) Other		Total		Preliminary Hearings Held	Preliminary Hearings Waived
	Filed	Term	Filed	Term	Filed	Term	Filed	Term		
Wagoner	23	26	47	35	3	3	73	64	36	2
Washington	58	44	56	42	81	48	195	134	15	34
Washita	15	31	54	39	4	4	73	74	13	16
Woods	6	4	35	27	18	15	59	46	23	5
Woodward	7	4	55	27	12	7	74	38	27	23
Totals	4,214	2,812	9,092	6,248	5,422	3,518	18,727	15,340 *	5,708	3,765

*** Termination figure for Tulsa County is included in the final total.

120

MISDEMEANORS

1974

COUNTY	(1) Driving While Intoxicated		(2) Other Traffic		(3) Other Misdemeanors		(4) Appeals from City Funded Courts		Total	
	Filed	Term	Filed	Term	Filed	Term	Filed	Term	Filed	Term
Adair	100	105	770	670	152	119	-0-	-0-	1,022	894
Alfalfa	31	17	410	389	114	109	-0-	-0-	555	515
Atoka	44	28	555	495	182	151	2	-0-	783	674
Beaver	51	43	725	699	107	98	1	-0-	884	840
Beckham	82	72	1,997	2,745	288	242	2	-0-	2,369	3,059
Blaine	104	142	112	138	493	528	-0-	-0-	709	808
Bryan	180	196	1,869	1,745	522	511	1	-0-	2,572	2,452
Caddo	140	138	2,418	2,229	768	733	3	3	3,329	3,103
Canadian	158	79	3,227	2,935	348	307	-0-	-0-	3,733	3,321
Carter	165	119	1,905	1,790	452	269	6	-0-	2,528	2,178
Cherokee	97	77	1,010	1,054	476	349	-0-	-0-	1,583	1,480
Choctaw	99	82	756	593	399	416	1	1	1,255	1,092
Cimarron	31	37	561	513	91	128	-0-	-0-	683	678
Cleveland	321	280	2,396	2,277	1,162	1,129	21	13	3,900	3,699
Coal	44	39	54	44	242	241	1	1	341	325
Comanche	469	414	3,839	2,935	1,244	943	6	-0-	5,558	4,292
Cotton	36	28	613	392	178	146	1	-0-	828	567
Craig	26	35	968	996	520	619	-0-	-0-	1,514	1,650
Creek	207	164	2,958	2,563	870	727	6	1	4,041	3,455
Custer	113	105	2,454	2,403	266	286	-0-	-0-	2,833	2,794
Delaware	86	55	625	515	557	441	-0-	-0-	1,268	1,011
Dewey	20	18	283	280	154	142	-0-	-0-	457	440
Ellis	28	27	391	393	103	110	-0-	-0-	522	530
Garfield	208	206	2,230	2,229	596	574	9	9	3,043	3,018

121

MISDEMEANORS

1974

COUNTY	(1) Driving While Intoxicated		(2) Other Traffic		(3) Other Misdemeanors		(4) Appeals from City Funded Courts		Total	
	Filed	Term	Filed	Term	Filed	Term	Filed	Term	Filed	Term
	Garvin	128	128	1,878	1,717	617	380	8	3	2,631
Grady	118	105	2,610	2,332	216	186	8	1	2,952	2,630
Grant	22	13	252	219	124	99	1	-0-	395	331
Greer	12	12	162	153	115	112	-0-	-0-	289	277
Harmon	29	30	591	575	109	106	-0-	-0-	729	711
Harper	25	18	590	544	56	41	-0-	-0-	671	607
Haskell	44	45	405	416	182	160	1	-0-	632	621
Hughes	47	46	346	348	395	343	1	-0-	789	737
Jackson	154	165	1,418	1,412	562	513	-0-	-0-	2,134	2,090
Jefferson	20	20	888	824	123	91	-0-	-0-	1,031	935
Johnston	36	25	581	510	167	92	-0-	-0-	724	627
Kay	182	175	2,442	2,561	742	686	-0-	-0-	3,366	3,422
Kingfisher	88	95	771	769	270	253	-0-	-0-	1,229	1,208
Kiowa	116	101	837	836	229	215	-0-	-0-	1,262	1,252
Latimer	27	29	272	282	195	174	-0-	-0-	464	485
LeFlore	251	294	1,432	1,447	973	1,032	12	12	2,674	2,792
Lincoln	88	93	1,894	1,803	435	542	2	-0-	2,329	2,243
Logan	70	46	1,252	1,221	239	235	4	1	1,525	1,505
Love	28	22	765	663	155	59	-0-	-0-	922	744
McClain	35	55	1,524	1,505	155	165	8	10	1,702	1,755
McCurtain	106	94	2,192	2,125	129	151	-0-	-0-	2,427	2,374
McIntosh	80	32	1,170	1,271	486	423	-0-	-0-	1,757	1,732
Major	83	49	610	600	215	229	-0-	-0-	822	879
Marshall	83	62	505	520	307	289	-0-	-0-	895	871

122

MISDEMEANORS

1974

COUNTY	(1) Driving While Intoxicated		(2) Other Traffic		(3) Other Misdemeanors		(4) Appeals from City Funded Courts		Total	
	Filed	Term	Filed	Term	Filed	Term	Filed	Term	Filed	Term
	Mayes	155	161	1,234	1,210	745	685	2	2	2,136
Murray	65	67	3,093	2,803	300	304	1	-0-	3,459	2,974
Muskogee	342	185	2,289	2,078	915	591	8	2	3,552	2,855
Noble	24	29	1,112	1,073	111	127	4	2	1,251	1,231
Nowata	6	5	217	219	85	83	-0-	-0-	312	312
Okfuskee	57	47	865	931	192	181	3	3	1,118	1,152
Oklahoma	1,120	903	7,202	6,677	2,718	2,040	477	275	11,418	9,895
Okmulgee	70	43	1,297	1,055	840	451	1	-0-	1,908	1,550
Osage	181	102	1,188	934	575	491	3	3	1,849	1,529
Ottawa	57	29	1,311	1,158	389	270	-0-	-0-	1,757	1,454
Pawnee	96	30	610	542	1,235	1,015	-0-	-0-	1,941	1,577
Payne	177	202	2,474	2,472	573	559	15	13	3,239	3,235
Pittsburg	200	147	1,387	1,249	683	551	5	2	2,275	1,849
Pontotoc	400	354	1,103	1,093	91	85	15	15	1,219	1,252
Pottawatomie	65	60	2,994	2,813	1,044	783	-0-	-0-	4,104	3,655
Pushmataha	55	39	415	318	284	286	-0-	-0-	744	622
Roger Mills	14	20	88	18	82	111	-0-	-0-	158	147
Rogers	141	117	2,186	1,947	451	443	-0-	-0-	2,718	2,537
Seminole	223	254	1,188	1,240	624	647	92	52	2,387	2,493
Sequoyah	178	115	1,867	1,627	681	492	-0-	-0-	2,746	2,244
Stephens	88	823	1,339	1,388	357	341	-0-	-0-	1,895	1,921
Texas	67	71	1,365	1,325	459	381	4	-0-	1,836	1,727
Tillman	40	32	343	320	89	116	-0-	-0-	437	473
Tulsa	829	782	9,855	10,385	1,453	1,453	-0-	-0-	12,137	12,627

123

MISDEMEANORS

1974

COUNTY	(1) Driving While Intoxicated		(2) Other Traffic		(3) Other Misdemeanors		(4) Appeals from City Funded Courts		Total	
	Filed	Term	Filed	Term	Filed	Term	Filed	Term	Filed	Term
Wagoner	134	119	1,553	1,491	167	103	1	1	1,855	1,714
Washington	101	120	637	629	309	266	-0-	-0-	1,047	1,015
Washita	55	63	1,394	1,304	223	252	-0-	-0-	1,672	1,619
Woods	40	28	485	419	68	50	2	-0-	595	497
Woodward	103	75	716	635	211	163	-0-	-0-	1,030	873
Totals	9,796	8,596	110,203	105,890	33,332	29,440	739	424	154,070	144,350

124

PROBATE

1974

COUNTY	(1) Administration of Estates & Probate Proper		(2) Determination of Death of Joint or Life Tenant		(3) Mental Health		(4) Guardian and Conservatorship	
	Filed	Term	Filed	Term	Filed	Term	Filed	Term
Adair	75	65	19	18	23	23	6	5
Alfalfa	69	69	36	35	8	8	8	6
Atoka	35	63	10	9	3	2	3	5
Beaver	59	63	23	23	8	7	6	4
Beckham	128	130	31	29	30	30	17	10
Blaine	67	58	32	31	12	12	10	11
Bryan	114	105	36	55	28	31	24	4
Caddo	119	123	50	59	41	131	11	2
Canadian	100	76	68	66	33	17	23	10
Carter	166	136	55	50	70	60	29	29
Cherokee	61	27	51	47	43	43	16	1
Choctaw	53	-0-	22	-0-	21	13	10	-0-
Cimarron	31	36	11	10	6	5	5	6
Cleveland	168	130	81	79	89	86	37	37
Coal	25	16	4	5	3	3	4	4
Comanche	158	132	89	85	148	148	22	4
Cotton	51	12	9	3	3	3	7	2
Crane	49	52	29	30	41	42	17	8
Creek	126	116	87	76	45	10	15	6
Custer	114	96	28	28	42	42	20	20
Delaware	42	7	57	40	-0-	-0-	20	13
Dewey	64	52	19	18	6	9	8	1
Ellis	55	44	14	14	2	2	3	2
Garfield	242	235	137	136	59	59	42	42

125

PROBATE

1974

COUNTY	(1) Administration of Estates & Probate Proper		(2) Determination of Death of Joint or Life Tenant		(3) Mental Health		(4) Guardian and Conservatorship	
	Filed	Term	Filed	Term	Filed	Term	Filed	Term
	Garvin	112	119	49	50	31	78	25
Grady	155	69	72	69	39	19	29	3
Grant	78	59	23	24	-0-	-0-	5	1
Greer	36	39	24	27	14	14	5	5
Harmon	31	34	14	13	-0-	-0-	3	7
Harper	42	43	7	7	8	6	6	6
Haskell	29	3	18	17	-0-	-0-	10	1
Hughes	80	70	29	32	7	8	21	10
Jackson	82	84	27	27	49	49	11	14
Jefferson	40	9	6	6	5	5	11	1
Johnston	29	15	17	17	13	13	2	-0-
Kay	204	235	132	134	32	34	30	34
Kingfisher	90	83	35	40	5	5	12	13
Kiowa	77	68	25	30	22	23	5	10
Latimer	34	36	12	11	22	19	8	8
LeFlore	81	80	61	63	49	56	50	37
Lincoln	129	146	46	44	18	18	24	23
Logan	115	101	50	49	20	20	11	2
Love	26	14	10	10	-0-	-0-	6	2
McClain	57	48	21	18	2	2	9	8
McCurtain	66	21	30	30	41	17	5	-0-
McIntosh	54	44	26	27	28	28	6	8
Major	57	45	22	25	7	7	7	6
Marshall	32	25	19	19	15	8	8	-0-

126

PROBATE

1974

COUNTY	(1) Administration of Estates & Probate Proper		(2) Determination of Death of Joint or Life Tenant		(3) Mental Health		(4) Guardian and Conservatorship	
	Filed	Term	Filed	Term	Filed	Term	Filed	Term
	Mayes	67	62	67	66	71	66	12
Murray	58	42	22	20	6	5	9	3
Muskogee	212	132	97	102	-0-	-0-	44	64
Noble	63	55	21	30	12	12	7	15
Nowata	14	11	19	21	14	14	8	12
Okfuskee	44	44	10	12	8	7	5	2
Oklahoma	1,329	923	894	928	611	606	221	48
Oklmulgee	124	112	71	67	63	49	14	16
Osage	142	41	54	50	37	21	15	2
Ottawa	98	20	56	42	16	18	15	13
Pawnee	63	14	32	32	12	12	4	2
Payne	146	117	55	55	-0-	-0-	33	33
Pittsburg	110	58	67	72	43	12	15	16
Ponotoc	35	60	55	48	34	34	20	15
Pottawatomie	151	151	131	125	85	82	32	37
Pushmataha	40	10	22	22	13	5	3	-0-
Roger Mills	30	55	3	34	3	9	2	11
Rogers	60	61	50	50	50	47	14	15
Seminole	126	136	57	55	78	78	16	14
Sequoyah	45	51	32	33	35	30	10	15
Stephens	166	114	80	81	31	28	27	6
Texas	85	93	27	28	30	29	10	9
Tillman	67	54	31	32	22	22	10	2
Tulsa	877	462	634	577	437	436	201	185

127

PROBATE

1974

COUNTY	(1) Administration of Estates & Probate Proper		(2) Determination of Death of Joint or Life Tenant		(3) Mental Health		(4) Guardian and Conservatorship	
	Filed	Term	Filed	Term	Filed	Term	Filed	Term
	Wagoner	74	47	38	45	35	35	5
Washington	110	115	81	86	36	34	13	13
Washita	81	64	27	26	25	25	6	7
Woods	69	69	37	38	24	25	7	13
Woodward	98	30	40	39	12	9	13	11
Totals	8,557	6,536	4,583	4,556	3,036	2,965	1,457	1,049

128

PROBATE

1974

COUNTY	(5) Others		Total	
	Filed	Term	Filed	Term
	Adair	3	2	126
Alfalfa	-0-	-0-	121	118
Atoka	7	6	58	85
Beaver	-0-	-0-	96	97
Beckham	1	-0-	207	199
Blaine	-0-	-0-	121	112
Bryan	4	4	206	199
Caddo	-0-	-0-	221	315
Canadian	-0-	-0-	224	169
Carter	2	2	322	277
Cherokee	5	5	170	123
Choctaw	1	-0-	107	13
Cimarron	-0-	-0-	53	57
Cleveland	-0-	-0-	375	332
Coal	-0-	-0-	36	28
Comanche	3	3	420	372
Cotton	-0-	-0-	70	25
Craig	-0-	-0-	136	132
Creek	29	28	302	236
Custer	-0-	-0-	204	186
Delaware	10	11	129	71
Dewey	-0-	-0-	97	80
Ellis	-0-	-0-	74	62
Garfield	1	1	481	473

129

PROBATE

1974

130

COUNTY	(5) Others		Total	
	Filed	Term	Filed	Term
	Garvin	11	11	228
Grady	8	7	303	167
Grant	-0-	-0-	106	84
Greer	-0-	-0-	79	85
Harmon	1	1	49	55
Harper	-0-	-0-	63	62
Haskell	5	4	62	25
Hughes	40	38	177	158
Jackson	-0-	-0-	169	174
Jefferson	5	5	67	26
Johnston	3	3	64	48
Kay	-0-	-0-	398	437
Kingfisher	-0-	-0-	142	141
Kiowa	-0-	-0-	129	131
Latimer	-0-	-0-	76	74
LeFlore	-0-	-0-	241	236
Lincoln	1	1	218	232
Logan	-0-	1	196	173
Love	9	9	51	35
McClain	5	3	94	79
McCurtain	13	10	155	78
McIntosh	20	20	134	127
Major	-0-	-0-	93	83
Marshall	12	12	86	64

PROBATE

1974

131

COUNTY	(5) Others		Total	
	Filed	Term	Filed	Term
	Mayes	11	10	228
Murray	4	3	99	73
Muskogee	9	29	362	327
Noble	-0-	-0-	103	112
Nowata	31	34	86	92
Okfuskee	18	18	85	83
Oklahoma	9	9	3,064	2,514
Okmulgee	30	30	302	274
Osage	-0-	-0-	248	114
Ottawa	2	-0-	189	93
Pawnee	-0-	-0-	111	60
Payne	-0-	-0-	234	205
Pittsburg	7	9	258	167
Pontotoc	5	5	199	162
Pottawatomie	-0-	-0-	399	395
Pushmataha	-0-	-0-	78	37
Roger Mills	-0-	-0-	38	109
Rogers	2	2	176	175
Seminole	130	130	407	413
Sequoyah	4	2	126	131
Stephens	11	14	315	243
Texas	-0-	-0-	152	159
Tillman	-0-	-0-	130	110
Tulsa	16	12	2,165	1,672

PROBATE

1974

COUNTY	(5) Others		Total	
	Filed	Term	Filed	Term
Wagoner	-0-	-0-	152	130
Washington	2	1	242	249
Washita	-0-	-0-	139	122
Woods	-0-	-0-	137	145
Woodward	-0-	-0-	163	89
Totals	490	495	18,123	15,600

132

SMALL CLAIMS

1974

COUNTY	(1) Possession of Personal Property		(2) Possession of Real Property		(3) Other Small Claims		Total	
	Filed	Term	Filed	Term	Filed	Term	Filed	Term
Adair	70	54	26	21	256	263	352	338
Alfalfa	-0-	-0-	-0-	-0-	73	73	73	73
Atoka	-0-	-0-	-0-	14	115	92	115	106
Beaver	-0-	-0-	-0-	-0-	76	62	76	62
Beckham	1	1	2	1	185	167	188	169
Blaine	-0-	-0-	1	-0-	353	276	354	276
Bryan	16	16	15	9	204	254	235	279
Caddo	15	12	7	7	418	344	440	363
Canadian	16	11	31	24	512	383	559	418
Carter	73	64	61	58	985	834	1,119	956
Cherokee	-0-	-0-	1	3	554	585	555	588
Choctaw	8	8	-0-	-0-	344	335	352	343
Cimarron	-0-	-0-	-0-	-0-	106	78	106	78
Cleveland	10	9	78	56	1,403	1,370	1,491	1,435
Coal	-0-	-0-	-0-	-0-	97	116	97	115
Comanche	104	91	157	129	1,223	1,132	1,484	1,352
Cotton	1	1	2	2	101	89	104	92
Craig	3	4	15	16	299	280	317	300
Creek	19	9	53	10	596	304	668	323
Custer	5	7	-0-	-0-	458	479	463	486
Delaware	3	3	8	6	358	259	369	268
Dewey	-0-	-0-	-0-	-0-	64	54	64	54
Ellis	-0-	-0-	-0-	-0-	43	36	43	36
Garfield	12	15	22	23	737	568	771	606

133

SMALL CLAIMS

1974

COUNTY	(1) Possession of Personal Property		(2) Possession of Real Property		(3) Other Small Claims		Total	
	Filed	Term	Filed	Term	Filed	Term	Filed	Term
Garvin	6	4	27	20	410	289	443	313
Grady	19	17	7	5	494	349	520	371
Grant	1	1	1	1	32	29	34	31
Greer	3	3	-0-	-0-	53	50	56	53
Harmon	-0-	-0-	-0-	-0-	32	32	32	32
Harper	-0-	-0-	-0-	-0-	55	39	55	39
Haskell	10	6	2	2	229	237	241	245
Hughes	5	5	-0-	-0-	257	232	262	237
Jackson	9	7	2	2	214	165	225	174
Jefferson	-0-	-0-	-0-	-0-	175	124	175	124
Johnston	*	*	*	*	*	*	270	223
Kay	14	15	18	19	1,168	1,252	1,200	1,286
Kingfisher	1	1	8	6	182	174	191	181
Kiowa	-0-	-0-	1	1	107	84	108	85
Latimer	-0-	-0-	10	10	129	107	139	117
LeFlore	72	70	200	200	800	843	1,072	1,113
Lincoln	1	1	4	4	405	357	410	362
Logan	1	1	9	7	365	306	375	314
Love	-0-	-0-	-0-	-0-	48	32	48	32
McClain	-0-	-0-	1	1	111	107	112	108
McCurtain	24	24	37	35	298	287	359	346
McIntosh	2	1	15	14	170	182	187	197
Major	1	2	-0-	-0-	179	187	180	189
Marshall	-0-	-0-	-0-	1	119	107	119	108

* Breakdown not submitted to this office

134

SMALL CLAIMS

1974

COUNTY	(1) Possession of Personal Property		(2) Possession of Real Property		(3) Other Small Claims		Total	
	Filed	Term	Filed	Term	Filed	Term	Filed	Term
Mayes	4	4	22	19	567	392	593	415
Murray	-0-	-0-	3	2	152	129	155	131
Muskogee	100	67	48	23	1,398	1,553	1,546	1,643
Noble	-0-	-0-	-0-	-0-	208	189	208	189
Nowata	3	3	3	3	352	307	358	313
Okfuskee	-0-	-0-	-0-	-0-	201	204	201	204
Oklahoma	199	85	4	1	11,552	5,918	11,755	6,004
Okmulgee	26	16	66	54	1,053	832	1,145	902
Osage	1	*	11	*	214	*	226	170
Ottawa	27	15	23	21	788	530	838	566
Pawnee	-0-	-0-	-0-	-0-	202	167	202	167
Payne	16	18	7	8	1,676	1,604	1,699	1,830
Pittsburg	9	9	25	25	784	731	818	765
Portotoc	60	60	37	37	550	515	647	612
Pottawatomie	19	20	31	25	728	580	778	625
Pushmataha	4	2	4	2	60	40	68	44
Roger Mills	1	1	-0-	-0-	28	27	29	28
Rogers	8	7	13	11	452	343	473	361
Seminole	24	20	4	4	525	518	553	542
Sequoyah	5	3	10	10	423	390	438	403
Stephens	25	23	27	24	610	592	662	639
Texas	1	2	8	6	532	571	541	579
Tillman	15	15	2	2	87	90	104	107
Tulsa	405	352	1,560	1,366	13,487	13,162	15,452	14,820

* Breakdown not submitted to this office

135

SMALL CLAIMS 1974

COUNTY	(1) Possession of Personal Property		(2) Possession of Real Property		(3) Other Small Claims		Total	
	Filed	Term	Filed	Term	Filed	Term	Filed	Term
Wagoner	47	47	26	26	273	267	346	340
Washington	24	18	30	22	464	403	518	443
Washita	12	12	-0-	-0-	68	65	80	77
Woods	1	1	-0-	-0-	93	133	94	134
Woodward	2	1	8	5	148	110	158	116
TOTALS	1,563	1,264	2,793	2,403	53,257	44,565	57,893	48,626

*Osage and Johnston counties not included in Breakdown

BEER, POOL HALL AND BINGO LICENCES ISSUED
1973 - 1974

COUNTY	1973	1974
Adair	38	41
Alfalfa	24	24
Atoka	25	22
Beaver	13	15
Beckham	43	58
Blaine		
Bryan	51	58
Caddo	140	137
Canadian	100	93
Carter	84	93
	163	142
Cherokee		
Choctaw	109	117
Cimarron	96	91
Cleveland	9	8
Coal	79	218
	18	19
Comanche		
Cotton	331	303
Craig	20	20
Creek	49	55
Custer	155	155
	87	77
Delaware		
Dewey	97	100
Ellis	14	21
Garfield	18	17
Garvin	153	143
	77	85
Grady		
Grant	96	94
Greer	24	24
Harmon	24	23
Harper	15	18
	10	10
Haskell		
Hughes	30	31
Jackson	32	43
Jefferson	88	102
Johnston	26	25
	41	47
Kay		
Kingfisher	139	164
Kiowa	44	43
Latimer	38	34
LeFlore	45	31
	116	103
Lincoln		
Logan	48	45
Love	80	79
McClain	41	44
McClain	44	41
McCurtain	187	179
McIntosh		
Major	75	61
Marshall	16	17
Mayes	47	53
Murray	121	117
	49	54

BEER, POOL HALL AND BINGO LICENCES ISSUED
1973 - 1974

COUNTY	1973	1974
Muskogee	202	209
Noble	35	34
Nowata	24	30
Okfuskee	33	34
Oklahoma	1,556	1,622
Okmulgee	137	129
Osage	136	128
Ottawa	121	126
Pawnee	55	40
Payne	90	137
Pittsburg	146	149
Pontotoc	52	55
Pottawatomie	123	128
Pushmataha	30	35
Roger Mills	7	7
Rogers	93	103
Seminole	78	86
Sequoyah	83	100
Stephens	96	96
Texas	51	48
Tillman	16	22
Tulsa	1,076	1,126
Wagoner	101	95
Washington	125	115
Washita	26	23
Woods	44	38
Woodward	51	59
TOTALS	8,056	8,365

MISCELLANEOUS FILINGS FOR EACH COUNTY

County	Mech.'s & Mat. Man's Lien	Notary Public Commissions Issued	Fictitious Partnerships	Tax Warrants	Total
Adair	12	35	0	3	50
Alfalfa	27	28	0	1	56
Atoka	27	37	0	0	64
Beaver	15	32	2	6	55
Beckham	36	83	3	3	125
Blaine	21	31	2	5	59
Bryan	41	98	0	13	152
Caddo	43	79	1	7	130
Canadian	454	149	4	24	631
Carter	95	200	2	15	312
Cherokee	29	135	0	15	179
Choctaw	18	52	1	6	77
Cimarron	14	21	0	2	37
Cleveland	663	478	9	68	1218
Coal	6	9	0	1	16
Comanche	394	307	5	75	781
Cotton	30	13	0	0	43
Craig	25	51	0	4	80
Creek	180	162	1	23	366
Custer	43	100	1	4	148
Delaware	76	52	3	12	143
Dewey	12	12	2	2	28
Ellis	18	14	1	0	33
Garfield	235	265	5	33	538
Garvin	48	100	3	13	164
Grady	144	137	1	14	296
Grant	11	25	0	0	36
Greer	8	19	1	1	29
Harmon	8	16	1	0	25
Harper	18	21	4	1	44
Haskell	4	32	0	2	38
Hughes	22	49	0	4	75
Jackson	66	65	0	13	144
Jefferson	17	21	0	8	46
Johnston	51	16	0	0	67
Kay	99	215	9	21	344
Kingfisher	36	53	1	3	93
Kiowa	27	38	0	5	70
Latimer	0	37	2	3	42
LeFlore	371	96	4	7	478
Lincoln	71	85	0	5	161
Logan	65	63	0	16	144
Love	10	19	0	3	32
McClain	42	60	0	13	115
McCurtain	36	52	2	35	125
McIntosh	44	41	0	4	89
Major	9	29	2	2	42
Marshall	37	38	3	1	79
Mayes	0	0	0	0	0
Murray	12	27	0	3	42
Muskogee	159	250	1	4	414
Noble	26	30	0	3	59
Nowata	9	31	0	3	43
Okfuskee	28	34	1	3	66
Oklahoma	2357	3249	182	959	6747
Okmulgee	66	112	2	20	200
Osage	71	97	0	*	168

MISCELLANEOUS FILINGS FOR EACH COUNTY

County	Mech.'s & Mat. Man's Lien	Notary Public Commissions Issued	Fictitious Partnerships	Tax Warrants	Total
Ottawa	43	109	3	13	168
Pawnee	35	58	2	4	99
Payne	125	184	6	40	355
Pittsburg	86	176	1	21	284
Pontotoc	104	139	0	18	261
Pottawatomie	172	181	2	45	400
Pushmataha	13	25	0	*	38
Roger Mills	1	13	0	0	14
Rogers	137	142	2	27	308
Seminole	99	106	0	12	217
Sequoyah	36	49	0	10	95
Stephens	188	168	1	4	361
Texas	25	85	0	7	117
Tillman	22	39	0	10	71
Tulsa	2,115	2,321	116	519	5,071
Wagoner	171	89	0	18	278
Washington	50	146	1	21	218
Washita	20	26	0	9	55
Woods	24	48	1	1	74
Woodward	52	68	2	7	129
TOTAL	10,004	11,772	398	2,277	24,451

* Filed in Civil Litigation

POST-CONVICTION APPEALS
STATEWIDE

Year	Filed	Termi- nated	Dispositions		
			Granted	Denied	Dismissed
1970	90	64	5	58	1
1971	157	178	22	153	3
1972	126	102	13	106	1
1973	171	155	11	141	3
1974	179	171	25	146	1
Total	723	688	76	603	9

No statistics available from Oklahoma, Pawnee and Pottawatomie counties at the time this report was prepared.

BREAKDOWN OF LITIGATION
IN EACH JUDICIAL DISTRICT

CIVIL LITIGATION

1974

JUDICIAL DISTRICT	(1) Auto Negligence		(2) Other Tort		(3) Lien or Mortgage Foreclosure		(4) Real Property	
	Filed	Term.	Filed	Term	Filed	Term	Filed	Term
No. 1								
Beaver	1	2	1	6	-0-	-0-	17	12
Cimarron	-0-	1	-0-	-0-	1	-0-	8	6
Harper	4	2	9	8	3	2	8	7
Texas	22	7	3	4	3	8	38	35
TOTAL. . . .	27	12	13	18	7	10	71	60
No. 2								
Beckham	25	27	30	13	10	7	27	31
Custer	22	12	9	7	4	-0-	32	36
Ellis	1	6	-0-	-0-	1	3	8	12
Greer	3	7	5	2	2	2	11	10
Harmon	3	5	6	9	-0-	-0-	1	7
Roger Mills	-0-	-0-	5	14	4	4	17	27
TOTAL. . . .	54	57	55	45	21	16	96	123
No. 3								
Kiowa	8	5	2	5	9	3	33	42
Jackson	21	17	6	7	20	19	20	21
Tillman	9	5	1	7	3	3	19	21
Washita	4	5	2	1	10	8	14	15
TOTAL. . . .	42	32	11	20	42	33	86	99

CIVIL LITIGATION

1974

146

JUDICIAL DISTRICT	(1) Auto Negligence		(2) Other Tort		(3) Lien or Mortgage Foreclosure		(4) Real Property	
	Filed	Term.	Filed	Term	Filed	Term	Filed	Term
No. 4								
Alfalfa	5	-0-	9	6	-0-	-0-	16	14
Blaine	10	4	8	6	1	2	23	24
Garfield	48	37	10	12	37	32	40	55
Dewey	3	2	1	9	1	4	14	53
Grant	-0-	-0-	15	23	3	3	19	21
Kingfisher	12	10	18	16	6	6	37	26
Major	4	4	3	1	4	1	19	33
Woods	5	6	2	3	1	2	11	9
Woodward	6	4	-0-	-0-	5	2	45	34
TOTAL. . . .	93	67	66	76	58	52	224	269
No. 5								
Caddo	17	10	13	12	9	6	44	34
Comanche	108	85	8	6	229	87	83	110
Cotton	1	1	1	1	5	4	16	15
Grady	43	46	25	20	31	35	53	50
Jefferson	4	7	5	8	4	3	24	23
Stephens	18	28	2	12	22	26	41	47
TOTAL. . . .	191	177	54	59	300	161	261	279
No. 7								
Canadian	30	19	34	17	89	71	52	45
Oklahoma	1,614	1,333	545	273	1,220	1,104	287	279
TOTAL. . . .	1,644	1,352	580	290	1,309	1,175	339	324

CIVIL LITIGATION

1974

147

JUDICIAL DISTRICT	(1) Auto Negligence		(2) Other Tort		(3) Lien or Mortgage Foreclosure		(4) Real Property	
	Filed	Term.	Filed	Term	Filed	Term	Filed	Term
No. 8								
Kay	48	44	18	18	13	18	27	25
Noble	6	5	14	14	4	2	16	13
TOTAL. . . .	54	49	32	32	17	20	43	38
No. 9								
Logan	13	18	11	10	46	30	42	47
Payne	29	42	32	26	10	15	32	35
TOTAL. . . .	42	60	43	36	56	45	74	82
No. 10								
Osage	16	13	30	23	30	28	50	40
No. 11								
Nowata	3	1	-0-	-0-	1	1	4	2
Washington	28	21	23	16	32	27	27	25
TOTAL. . . .	31	22	23	16	33	28	31	27
No. 12								
Craig	10	10	49	66	5	4	65	50
Mayes	44	36	13	13	20	10	79	84
Rogers	32	41	27	21	58	35	47	54
TOTAL. . . .	86	87	89	100	83	50	191	188

CIVIL LITIGATION

1974

JUDICIAL DISTRICT	(1) Auto Negligence		(2) Other Tort		(3) Lien or Mortgage Foreclosure		(4) Real Property	
	Filed	Term.	Filed	Term	Filed	Term	Filed	Term
No. 13								
Delaware	14	4	8	-0-	16	9	85	57
Ottawa	32	20	49	27	7	2	107	72
TOTAL. . . .	46	24	57	27	23	11	192	129
No. 14								
Pawnee	9	2	-0-	-0-	15	15	33	19
Tulsa	802	*	491	*	1,305	*	403	*
TOTAL. . . .	811	2	491	-0-	1,320	15	435	19
No. 15								
Adair	4	1	1	-0-	6	2	72	110
Cherokee	-0-	1	16	11	11	32	50	12
Muskogee	162	85	23	168	115	134	108	112
Sequoyah	9	9	-0-	-0-	7	19	98	118
Wagoner	30	27	40	41	51	47	32	38
TOTAL. . . .	205	123	80	220	190	234	360	390
No. 16								
Haskell	8	4	24	6	13	8	36	41
LeFlore	62	57	28	33	25	19	223	225
Latimer	6	3	-0-	-0-	5	4	33	35
TOTAL. . . .	76	64	52	39	43	31	292	301

* Termination Breakdown for Tulsa County not available to this office

148

CIVIL LITIGATION

1974

JUDICIAL DISTRICT	(1) Auto Negligence		(2) Other Tort		(3) Lien or Mortgage Foreclosure		(4) Real Property	
	Filed	Term.	Filed	Term	Filed	Term	Filed	Term
No. 17								
Choctaw	8	6	17	8	8	2	76	64
McCurtain	9	10	17	16	5	9	127	128
Pushmataha	2	2	5	3	8	5	71	46
TOTAL. . . .	19	18	39	27	21	16	274	238
No. 18								
McIntosh	10	8	30	25	11	8	30	41
Pittsburg	65	63	22	22	58	32	100	121
TOTAL. . . .	75	71	52	47	69	40	130	162
No. 19								
Bryan	31	17	23	10	47	44	75	80
No. 20								
Carter	41	37	39	24	29	20	74	78
Johnston	17	5	1	-0-	3	1	29	21
Love	7	1	11	9	2	2	21	18
Marshall	9	7	8	6	16	10	30	28
Murray	8	5	7	7	8	7	22	25
TOTAL. . . .	82	55	66	46	58	40	176	170
No. 21								
Cleveland	51	42	76	82	255	216	56	57
Garvin	34	22	7	11	11	6	30	55
McClain	19	11	10	6	10	8	53	47
TOTAL. . . .	104	75	93	99	276	230	139	159

149

CIVIL LITIGATION

1974

JUDICIAL DISTRICT	(1) Auto Negligence		(2) Other Tort		(3) Lien or Mortgage Foreclosure		(4) Real Property	
	Filed	Term.	Filed	Term	Filed	Term	Filed	Term
No. 22								
Hughes	26	27	25	21	19	17	63	60
Pontotoc	38	26	86	65	56	41	43	35
Seminole	40	38	41	42	46	49	204	208
TOTAL. . . .	104	91	152	128	121	107	310	303
No. 23								
Lincoln	17	20	14	18	21	24	61	75
Pottawatomie	59	51	32	30	48	47	76	60
TOTAL. . . .	76	71	46	48	69	71	137	135
No. 24								
Creek	111	105	33	22	73	40	95	89
Okfuskee	3	7	4	5	4	6	59	57
Okmulgee	50	38	8	6	20	18	84	83
TOTAL. . . .	164	150	45	33	97	64	238	229
No. 25								
Atoka	10	6	17	9	18	7	77	66
Coal	1	2	2	4	1	2	26	28
TOTAL. . . .	11	8	19	13	19	9	103	94

* Termination figures from Tulsa County not included. Figures not available in this office.

150

2 OF 5

CONTINUED

CIVIL LITIGATION

1974

JUDICIAL DISTRICT	(1) Auto Negligence		(2) Other Tort		(3) Lien or Mortgage Foreclosure		(4) Real Property	
	Filed	Term.	Filed	Term	Filed	Term	Filed	Term
No. 22								
Hughes	26	27	25	21	19	17	63	60
Pontotoc	38	26	86	65	56	41	43	35
Seminole	40	38	41	42	46	49	204	208
TOTAL. . . .	104	91	152	128	121	107	310	303
No. 23								
Lincoln	17	20	14	18	21	24	61	75
Pottawatomie	59	51	32	30	48	47	76	60
TOTAL. . . .	76	71	46	48	69	71	137	135
No. 24								
Creek	111	105	33	22	73	40	95	89
Okfuskee	3	7	4	5	4	6	59	57
Okmulgee	50	38	8	6	20	18	84	83
TOTAL. . . .	164	150	45	33	97	64	238	229
No. 25								
Atoka	10	6	17	9	18	7	77	66
Coal	1	2	2	4	1	2	26	28
TOTAL. . . .	11	8	19	13	19	9	103	94

* Termination figures from Tulsa County not included. Figures not available in this office.

150

CIVIL LITIGATION

1974

JUDICIAL DISTRICT	(5) Contractual		(6) Appeals from Administrative Tribunals		(7) Injunction, Quo Warranto, Mandamus Habeas Corpus		(8) Other		Total	
	Filed	Term	Filed	Term	Filed	Term	Filed	Term	Filed	Term
No. 1										
Beaver	24	18	3	1	1	2	5	6	52	47
Cimarron	19	18	1	1	1	1	2	4	31	31
Harper	-0-	1	-0-	-0-	-0-	1	2	4	31	31
Texas	7	10	1	2	5	3	16	5	41	27
TOTAL. . . .	50	47	5	4	7	8	78	72	134	126
No. 2										
Beckham	15	19	2	2	13	13	16	21	138	133
Custer	78	75	2	2	2	1	16	21	138	133
Ellis	17	13	1	-0-	-0-	-0-	28	28	177	161
Greer	15	9	-0-	-0-	2	2	6	5	34	39
Harmon	2	9	-0-	-0-	10	9	10	9	48	41
Roger Mills	15	18	2	2	1	1	6	5	19	36
TOTAL. . . .	142	143	7	6	19	18	66	68	460	476
No. 3										
Kiowa	13	13	-0-	-0-	-0-	-0-	17	15	82	83
Jacksor	51	39	5	3	6	5	42	43	171	154
Tillman	12	10	-0-	-0-	5	5	22	10	71	61
Washita	24	11	-0-	-0-	2	2	32	33	88	75
TOTAL. . . .	100	73	5	3	13	12	113	101	412	373

151

CIVIL LITIGATION

1974

JUDICIAL DISTRICT	(5) Contractual		(6) Appeals from Administrative Tribunals		(7) Injunction, Quo Warranto, Mandamus Habeas Corpus		(8) Other		Total	
	Filed	Term	Filed	Term	Filed	Term	Filed	Term	Filed	Term
No. 4										
Alfalfa	23	23	-0-	-0-	2	2	7	7	62	52
Blaine	15	4	-0-	-0-	4	4	32	32	93	76
Garfield	233	244	7	7	5	7	66	62	446	456
Dewey	38	20	-0-	-0-	3	1	13	14	73	103
Grant	3	-0-	-0-	-0-	1	-0-	-0-	-0-	41	47
Kingfisher	24	26	-0-	-0-	5	4	14	13	116	91
Major	13	5	-0-	-0-	2	1	17	16	62	61
Woods	17	13	-0-	-0-	2	-0-	5	1	43	34
Woodward	87	56	4	3	5	1	11	6	163	106
TOTAL. . .	453	391	11	10	29	20	165	151	1,099	1,026
No. 5										
Caddo	44	34	3	3	3	2	54	51	187	152
Comanche	319	313	24	9	18	11	129	94	918	715
Cotton	12	5	-0-	-0-	-0-	-0-	14	10	49	36
Grady	162	118	2	3	8	5	14	16	338	293
Jefferson	12	10	-0-	-0-	2	2	10	6	61	59
Stephens	133	146	4	3	10	9	41	45	271	316
TOTAL. . .	682	626	33	18	41	29	262	222	1,824	1,571
No. 7										
Canadian	145	98	10	9	9	6	55	46	424	311
Oklahoma	7,876	5,192	121	105	202	86	1,505	1,376	13,371	9,748
TOTAL. . .	8,021	5,290	131	114	211	92	1,560	1,422	13,795	10,059

152

CIVIL LITIGATION

1974

JUDICIAL DISTRICT	(5) Contractual		(6) Appeals from Administrative Tribunals		(7) Injunction, Quo Warranto, Mandamus Habeas Corpus		(8) Other		Total	
	Filed	Term	Filed	Term	Filed	Term	Filed	Term	Filed	Term
No. 8										
Kay	85	79	5	3	25	14	112	110	333	311
Noble	8	3	2	2	1	2	3	2	54	43
TOTAL. . .	93	82	7	5	26	16	115	112	387	354
No. 9										
Logan	38	38	4	3	10	12	16	16	180	174
Payne	89	80	7	3	9	10	71	78	279	290
TOTAL. . .	127	118	11	6	19	22	87	94	459	464
No. 10										
Osage	58	50	4	2	38	34	16	4	242	194
No. 11										
Nowata	4	-0-	1	2	3	3	55	59	71	68
Washington	208	165	4	5	26	18	40	26	388	303
TOTAL. . .	212	165	5	7	29	21	95	85	459	371
No. 12										
Craig	6	6	3	2	14	17	-0-	-0-	152	155
Mayes	87	64	8	7	15	15	68	63	334	292
Rogers	157	125	3	6	43	43	6	8	373	334
TOTAL. . .	250	195	14	15	72	75	74	71	859	781

153

CIVIL LITIGATION										1974	
JUDICIAL DISTRICT	(5) Contractual		(6) Appeals from Administrative Tribunals		(7) Injunction, Quo Warranto, Mandamus Habeas Corpus		(8) Other		Total		
	Filed	Term	Filed	Term	Filed	Term	Filed	Term	Filed	Term	
No. 13											
Delaware	114	34	3	2	20	9	24	22	284	137	
Ottawa	43	20	9	4	7	6	96	70	350	221	
TOTAL. . .	157	54	12	6	27	15	120	92	634	358	
No. 14											
Pawnee	30	20	2	2	4	3	17	12	110	73	
Tulsa	4,474	*	23	*	210	*	420	*	8,128	6,054	
TOTAL. . .	4,504	20	25	2	214	3	437	12	8,238	6,107	
No. 15											
Adair	59	48	5	5	11	6	19	3	177	175	
Cherokee	5	5	3	1	8	4	142	40	235	106	
Muskogee	184	18	34	44	31	16	88	12	745	589	
Sequoyah	113	89	-0-	-0-	11	21	59	46	297	302	
Wagoner	21	26	4	4	21	21	26	26	225	230	
TOTAL. . .	382	186	46	54	82	68	334	127	1,679	1,402	
No. 16											
Haskell	8	10	2	3	1	3	7	10	99	85	
LeFlore	43	41	16	16	34	34	-0-	-0-	431	425	
Latimer	19	15	-0-	-0-	-0-	-0-	3	2	66	59	
TOTAL. . .	70	66	18	19	35	37	10	12	596	569	

CIVIL LITIGATION										1974	
JUDICIAL DISTRICT	(5) Contractual		(6) Appeals from Administrative Tribunals		(7) Injunction, Quo Warranto, Mandamus Habeas Corpus		(8) Other		Total		
	Filed	Term	Filed	Term	Filed	Term	Filed	Term	Filed	Term	
No. 17											
Choctaw	14	9	8	8	9	9	7	7	147	113	
McCurtain	212	211	4	4	9	13	69	40	452	431	
Pushmataha	37	28	3	3	1	-0-	33	31	160	118	
TOTAL. . .	263	248	15	15	19	22	109	78	759	662	
No. 18											
McIntosh	30	14	3	3	5	5	33	45	152	149	
Pittsburg	85	83	17	17	137	141	32	39	516	518	
TOTAL. . .	115	97	20	20	142	146	65	84	668	667	
No. 19											
Bryan	66	49	9	9	16	21	31	21	298	251	
No. 20											
Carter	188	153	2	1	16	11	41	34	430	358	
Johnston	-0-	-0-	3	2	1	1	6	5	60	35	
Love	1	1	2	-0-	-0-	-0-	15	12	59	43	
Marshall	7	4	3	3	2	2	23	15	98	75	
Murray	3	2	1	-0-	7	3	47	42	103	91	
TOTAL. . .	199	160	11	6	26	17	132	108	750	602	
No. 21											
Cleveland	321	332	11	12	35	28	365	280	1,170	1,049	
Garvin	40	22	5	2	19	11	74	131	220	260	
McClain	30	27	7	7	7	2	-24	15	160	123	
TOTAL. . .	391	381	23	21	61	41	463	426	1,550	1,432	

CIVIL LITIGATION

1974

156

JUDICIAL DISTRICT	(5) Contractual		(6) Appeals from Administrative Tribunals		(7) Injunction, Quo Warranto, Mandamus Habeas Corpus		(8) Other		Total	
	Filed	Term	Filed	Term	Filed	Term	Filed	Term	Filed	Term
	No. 22									
Hughes	31	20	3	2	6	7	-0-	-0-	173	154
Pontotoc	20	14	7	7	22	22	25	19	297	229
Seminole	79	70	19	20	24	23	108	113	561	563
TOTAL. . .	130	104	29	29	52	52	133	132	1,031	946
No. 23										
Lincoln	85	77	4	5	20	13	34	38	256	270
Pottawatomie	151	118	27	20	28	28	100	87	521	441
TOTAL. . .	236	195	31	25	48	41	134	125	777	711
No. 24										
Creek	149	70	10	8	30	13	117	41	618	388
Okfuskee	14	18	1	-0-	-0-	1	13	13	98	107
Okmulgee	35	19	-0-	1	11	11	204	185	412	361
TOTAL. . .	198	107	11	9	41	25	334	239	1,128	856
No. 25										
Atoka	21	7	-0-	-0-	6	4	26	25	175	124
Coal	10	19	-0-	-0-	4	6	22	35	66	87
TOTAL. . .	31	17	-0-	-0-	10	10	48	60	241	211

* Termination figures from Tulsa County not included. Figures not available in this office.

DOMESTIC LITIGATION

1974

157

JUDICIAL DISTRICT	(1) Divorce		(2) Separate Maintenance		(3) Annulment		(4) Reciprocal Support - Incoming		(5) Reciprocal Support - Outgoing	
	Filed	Term	Filed	Term	Filed	Term	Filed	Term	Filed	Term
	No. 1									
Beaver	39	37	-0-	2	1	1	2	1	2	2
Cimarron	21	19	-0-	-0-	-0-	-0-	2	1	2	-0-
Harper	29	24	-0-	-0-	-0-	-0-	1	1	2	-0-
Texas	132	137	1	3	2	2	7	7	3	4
TOTAL. . . .	221	217	1	5	3	3	12	10	9	6
No. 2										
Beckham	184	191	-0-	-0-	1	1	11	2	2	1
Custer	231	245	3	1	3	-0-	10	10	11	9
Ellis	25	23	-0-	-0-	1	1	2	2	-0-	-0-
Greer	62	60	2	2	1	1	3	3	1	1
Harmon	36	31	-0-	-0-	-0-	-0-	2	2	-0-	-0-
Roger Mills	24	43	1	1	-0-	-0-	1	1	1	-0-
TOTAL. . . .	562	593	6	4	5	3	29	19	15	11
No. 3										
Kiowa	74	73	2	2	1	-0-	5	4	1	-0-
Jackson	290	257	10	11	3	3	23	20	18	17
Tillman	78	70	2	-0-	-0-	-0-	5	5	1	1
Washita	79	67	1	1	2	2	4	4	3	1
TOTAL. . . .	521	467	15	15	11	10	39	33	23	18

DOMESTIC LITIGATION

1974

158

JUDICIAL DISTRICT	(1) Divorce		(2) Separate Maintenance		(3) Annulment		(4) Reciprocal Support - Incoming		(5) Reciprocal Support - Outgoing	
	Filed	Term	Filed	Term	Filed	Term	Filed	Term	Filed	Term
	No. 4									
Alfalfa	44	42	-0-	-0-	-0-	-0-	-0-	-0-	-0-	-0-
Blaine	100	86	1	1	1	1	4	5	1	1
Garfield	558	557	15	15	1	1	17	24	17	9
Dewey	37	38	3	2	-0-	-0-	-0-	-0-	5	4
Grant	32	24	-0-	-0-	-0-	-0-	-0-	-0-	1	-0-
Kingfisher	81	79	4	1	1	1	8	5	1	-0-
Major	64	58	-0-	-0-	-0-	-0-	-0-	-0-	4	4
Woods	68	55	3	3	-0-	-0-	6	7	1	-0-
Woodward	196	143	5	4	2	1	7	4	3	-0-
TOTAL. . . .	1,180	1,082	31	26	5	4	42	45	33	18
No. 5										
Caddo	278	274	3	2	3	5	11	10	8	3
Comanche	1,205	998	57	39	22	20	36	2	75	5
Cotton	51	39	-0-	-0-	-0-	-0-	4	4	1	1
Grady	349	315	-0-	-0-	3	2	7	8	8	3
Jefferson	49	32	1	-0-	-0-	-0-	-0-	-0-	5	1
Stephens	387	396	6	5	3	4	14	10	8	4
TOTAL. . . .	2,319	2,054	67	46	31	31	72	34	105	17
No. 7										
Canadian	364	291	4	2	2	2	14	7	18	7
Oklahoma	7,230	7,073	126	95	69	60	136	95	92	62
TOTAL. . . .	7,594	7,364	130	97	71	62	150	102	110	69

DOMESTIC LITIGATION

1974

159

JUDICIAL DISTRICT	(1) Divorce		(2) Separate Maintenance		(3) Annulment		(4) Reciprocal Support - Incoming		(5) Reciprocal Support - Outgoing	
	Filed	Term	Filed	Term	Filed	Term	Filed	Term	Filed	Term
	No. 8									
Kay	418	414	13	11	3	5	27	23	7	5
Noble	73	70	-0-	-0-	-0-	-0-	-0-	-0-	-0-	-0-
TOTAL. . . .	491	484	13	11	3	5	27	23	7	5
No. 9										
Logan	154	152	-0-	-0-	2	1	7	8	8	4
Payne	384	362	4	8	2	1	15	8	15	12
TOTAL. . . .	538	514	4	8	4	2	22	16	23	16
No. 10										
Osage	290	216	16	7	1	1	5	4	3	-0-
No. 11										
Nowata	70	72	-0-	-0-	-0-	-0-	5	8	1	4
Washington	420	366	15	5	6	5	22	18	9	5
TOTAL. . . .	490	438	15	5	6	5	27	26	10	9
No. 12										
Craig	144	147	2	2	1	1	1	1	1	1
Mayes	291	230	4	1	6	5	16	5	3	3
Rogers	312	299	5	4	4	6	18	20	19	6
TOTAL. . . .	747	676	11	7	11	12	35	26	23	10

DOMESTIC LITIGATION

1974

160

JUDICIAL DISTRICT	(1) Divorce		(2) Separate Maintenance		(3) Annulment		(4) Reciprocal Support - Incoming		(5) Reciprocal Support - Outgoing	
	Filed	Term	Filed	Term	Filed	Term	Filed	Term	Filed	Term
No. 13										
Delaware	218	149	-0-	-0-	-0-	-0-	3	-0-	2	-0-
Ottawa	379	208	1	2	7	7	13	13	6	6
TOTAL. . . .	597	357	1	2	7	7	16	13	8	6
No. 14										
Pawnee	115	85	1	1	-0-	-0-	3	-0-	5	-0-
Tulsa	5,307	*	89	*	49	*	241	*	159	*
TOTAL. . . .	5,422	85	90	1	49	-0-	244	-0-	164	-0-
No. 15										
Adair	141	129	1	1	6	5	4	3	-0-	-0-
Cherokee	262	291	4	3	1	1	16	3	-0-	-0-
Muskogee	671	498	2	12	6	28	-0-	-0-	-0-	-0-
Sequoyah	247	308	3	2	4	3	13	6	2	-0-
Wagoner	220	197	1	-0-	-0-	-0-	10	10	-0-	-0-
TOTAL. . . .	1,541	1,423	11	18	17	37	43	22	2	-0-
No. 16										
Haskell	85	86	-0-	-0-	-0-	-0-	-0-	-0-	-0-	-0-
Le Flore	418	400	2	2	5	5	14	12	10	10
Latimer	60	59	10	5	3	3	5	3	1	-0-
TOTAL. . . .	563	545	12	7	8	8	19	15	11	10

DOMESTIC LITIGATION

1974

161

JUDICIAL DISTRICT	(1) Divorce		(2) Separate Maintenance		(3) Annulment		(4) Reciprocal Support - Incoming		(5) Reciprocal Support - Outgoing	
	Filed	Term	Filed	Term	Filed	Term	Filed	Term	Filed	Term
No. 17										
Choctaw	148	123	-0-	-0-	2	2	14	14	-0-	-0-
McCurtain	321	240	1	1	9	9	35	33	4	-0-
Pushmataha	102	83	-0-	-0-	3	3	12	8	1	-0-
TOTAL. . . .	571	446	1	1	14	14	61	55	5	-0-
No. 18										
McIntosh	105	112	5	4	7	7	5	-0-	-0-	-0-
Pittsburg	391	418	4	4	10	12	18	8	12	5
TOTAL. . . .	496	530	9	8	17	19	23	8	12	5
No. 19										
Bryan	294	270	5	7	4	6	4	11	8	5
No. 20										
Carter	451	381	3	1	8	6	14	12	15	13
Johnston	74	54	-0-	-0-	-0-	-0-	-0-	-0-	6	-0-
Love	65	47	1	1	-0-	-0-	3	3	-0-	-0-
Marshall	84	82	1	1	1	-0-	4	2	-0-	-0-
Murray	93	65	3	-0-	-0-	-0-	4	1	2	1
TOTAL. . . .	767	629	8	3	9	6	25	18	23	14
No. 21										
Cleveland	982	979	16	11	4	2	23	32	22	22
Garvin	234	193	-0-	-0-	-0-	-0-	-2	-0-	2	2
McClain	129	118	-0-	-0-	4	4	1	1	6	1
TOTAL. . . .	1,345	1,290	16	11	8	6	26	33	30	25

DOMESTIC LITIGATION

1974

162

JUDICIAL DISTRICT	(1) Divorce		(2) Separate Maintenance		(3) Annulment		(4) Reciprocal Support - Incoming		(5) Reciprocal Support - Outgoing	
	Filed	Term	Filed	Term	Filed	Term	Filed	Term	Filed	Term
No. 22										
Hughes	118	76	1	4	4	4	7	7	3	7
Pontotoc	234	250	3	3	-0-	-0-	5	5	5	5
Seminole	182	194	-0-	-0-	6	6	13	15	14	13
TOTAL	584	520	4	7	10	10	25	27	22	25
No. 23										
Lincoln	180	196	1	1	-0-	-0-	13	9	4	4
Pottawatomie	521	518	2	3	2	2	5	20	9	9
TOTAL	701	714	3	4	2	2	18	29	13	13
No. 24										
Creek	529	450	7	4	7	5	26	3	6	5
Okfuskee	97	108	-0-	-0-	-0-	-0-	7	-0-	-0-	-0-
Okmulgee	351	332	4	2	-0-	-0-	16	5	12	4
TOTAL	977	890	11	6	7	5	49	8	18	9
No. 25										
Atoka	82	75	1	1	-0-	-0-	2	3	3	-0-
Coal	46	59	-0-	-0-	-0-	-0-	-0-	3	8	8
TOTAL	128		1	1	-0-	-0-	2	6	11	8

* Terminations for Tulsa County included in total. Breakdown not available to this office.

DOMESTIC LITIGATION

1974

163

JUDICIAL DISTRICT	(6) Bastardy		(7) Adoption		(8) Certification Proceeding for Trial As an Adult		(9) Juvenile Delinquency		(10) Children In Need of Supervision	
	Filed	Term	Filed	Term	Filed	Term	Filed	Term	Filed	Term
No. 1										
Beaver	-0-	-0-	3	3	2	2	20	21	-0-	-0-
Cimarron	-0-	-0-	5	5	-0-	-0-	5	-0-	2	3
Harper	-0-	-0-	6	5	-0-	-0-	2	-0-	1	-0-
Texas	2	1	13	17	3	3	20	17	20	13
TOTAL	2	1	27	30	5	5	47	38	23	16
No. 2										
Beckham	-0-	-0-	21	20	-0-	-0-	5	4	28	18
Custer	-0-	-0-	18	21	3	-0-	41	43	6	6
Ellis	-0-	-0-	6	6	-0-	-0-	6	1	3	1
Greer	1	-0-	4	4	-0-	-0-	-0-	-0-	1	1
Harmon	-0-	-0-	1	1	4	4	13	11	-0-	-0-
Roger Mills	-0-	-0-	-0-	-0-	1	1	6	2	2	-0-
TOTAL	1	-0-	50	52	8	5	71	61	40	26
No. 3										
Kiowa	-0-	-0-	9	11	3	3	21	19	-0-	1
Jackson	1	-0-	29	28	-0-	-0-	7	16	126	208
Tillman	-0-	-0-	6	6	3	3	9	12	14	25
Washita	-0-	-0-	6	6	15	15	16	16	9	9
TOTAL	1	-0-	50	51	21	21	53	63	149	243

DOMESTIC LITIGATION

1974

164

JUDICIAL DISTRICT	(6) Bastardy		(7) Adoption		(8) Certification Proceeding for Trial As an Adult		(9) Juvenile Delinquency		(10) Children In Need of Supervision	
	Filed	Term	Filed	Term	Filed	Term	Filed	Term	Filed	Term
No. 4										
Alfalfa	1	-0-	7	7	-0-	-0-	19	17	-0-	-0-
Blaine	2	-0-	5	4	-0-	-0-	2	7	18	17
Garfield	-0-	-0-	59	60	3	3	17	17	21	24
Dewey	-0-	-0-	4	4	-0-	-0-	25	11	5	3
Grant	1	-0-	6	6	-0-	-0-	4	-0-	-0-	-0-
Kingfisher	-0-	1	4	7	-0-	-0-	7	10	2	1
Major	-0-	-0-	5	5	1	1	4	1	2	-0-
Woods	1	-0-	10	10	-0-	-0-	11	10	3	-0-
Woodward	-0-	-0-	30	26	-0-	-0-	9	2	9	4
TOTAL	5	1	130	129	4	4	98	75	60	49
No. 5										
Caddo	-0-	-0-	25	23	8	7	13	9	17	17
Comanche	3	5	149	139	-0-	-0-	115	67	35	25
Cotton	-0-	-0-	6	6	-0-	-0-	18	15	-0-	-0-
Grady	-0-	-0-	32	31	-0-	-0-	8	4	12	2
Jefferson	-0-	-0-	7	5	9	9	5	3	2	2
Stephens	-0-	1	32	27	7	7	39	21	75	45
TOTAL	3	6	251	231	24	23	198	119	141	91
No. 7										
Canadian	1	1	56	48	1	1	57	56	86	20
Oklahoma	30	11	629	579	1	-0-	1,688	595	-0-	-0-
TOTAL	31	12	685	627	2	1	1,745	651	86	20

DOMESTIC LITIGATION

1974

165

JUDICIAL DISTRICT	(6) Bastardy		(7) Adoption		(8) Certification Proceeding for Trial As an Adult		(9) Juvenile Delinquency		(10) Children In Need of Supervision	
	Filed	Term	Filed	Term	Filed	Term	Filed	Term	Filed	Term
No. 8										
Kay	1	2	46	43	-0-	-0-	30	18	59	47
Noble	-0-	-0-	10	10	1	1	2	2	15	15
TOTAL	1	2	56	53	1	1	32	20	74	62
No. 9										
Logan	-0-	-0-	19	14	2	2	33	24	14	13
Payne	-0-	-0-	39	40	5	5	149	158	84	80
TOTAL	-0-	-0-	58	54	7	7	182	153	98	83
No. 10										
Osage	-0-	-0-	38	30	3	3	40	27	9	6
No. 11										
Nowata	-0-	-0-	3	2	-0-	-0-	28	23	2	2
Washington	-0-	-0-	24	28	-0-	-0-	17	14	71	32
TOTAL	-0-	-0-	27	30	-0-	-0-	45	37	73	34
No. 12										
Craig	2	2	6	6	1	1	14	11	16	17
Mayer	-0-	-0-	24	23	-0-	-0-	43	30	58	51
Rogers	-0-	-0-	30	30	-0-	-0-	33	23	24	21
TOTAL	2	2	60	59	1	1	90	64	98	89

DOMESTIC LITIGATION

1974

166

JUDICIAL DISTRICT	(6) Bastardy		(7) Adoption		(8) Certification Proceeding for Trial As an Adult		(9) Juvenile Delinquency		(10) Children In Need of Supervision	
	Filed	Term	Filed	Term	Filed	Term	Filed	Term	Filed	Term
No. 13										
Delaware	-0-	-0-	19	15	-0-	-0-	15	3	5	-0-
Ottawa	-0-	-0-	23	16	2	-0-	23	15	20	14
TOTAL	-0-	-0-	42	31	2	-0-	38	18	25	14
No. 14										
Pawnee	-0-	-0-	10	10	-0-	-0-	41	24	11	11
Tulsa	14	5	381	490	34	-0-	639	530	124	233
TOTAL	14	5	391	500	34	-0-	680	554	135	244
No. 15										
Adair	-0-	-0-	19	17	-0-	-0-	32	27	24	18
Cherokee	-0-	-0-	25	22	3	3	24	30	83	50
Muskogee	-0-	-0-	60	56	-0-	-0-	20	18	95	120
Sequoyah	-0-	-0-	23	17	3	-0-	55	53	2	-0-
Wagoner	-0-	-0-	23	24	-0-	-0-	38	56	17	27
TOTAL	-0-	-0-	150	136	6	3	169	184	221	215
No. 16										
Haskell	-0-	-0-	11	11	3	3	9	9	-0-	-0-
LeFlore	-0-	-0-	34	36	1	1	30	32	28	35
Latimer	1	1	5	4	-0-	-0-	20	20	-0-	-0-
TOTAL	1	1	50	51	4	4	59	61	28	35

DOMESTIC LITIGATION

1974

167

JUDICIAL DISTRICT	(6) Bastardy		(7) Adoption		(8) Certification Proceeding for Trial As an Adult		(9) Juvenile Delinquency		(10) Children In Need of Supervision	
	Filed	Term	Filed	Term	Filed	Term	Filed	Term	Filed	Term
No. 17										
Choctaw	-0-	-0-	11	11	-0-	-0-	8	8	7	7
McCurtain	1	1	33	32	-0-	-0-	25	19	26	14
Pushmataha	-0-	-0-	4	4	-0-	-0-	5	3	2	1
TOTAL	1	1	48	47	-0-	-0-	38	30	35	22
No. 18										
McIntosh	-0-	-0-	7	7	19	18	45	44	8	5
Pittsburg	-0-	-0-	27	29	-0-	-0-	64	10	25	3
TOTAL	-0-	-0-	34	36	19	18	109	54	33	8
No. 19										
Bryan	2	2	31	30	7	6	10	9	46	31
No. 20										
Carter	-0-	-0-	35	33	37	35	64	57	36	38
Johnston	-0-	-0-	8	8	-0-	-0-	-0-	-0-	-0-	-0-
Love	-0-	-0-	6	6	1	1	10	10	-0-	-0-
Marshall	-0-	-0-	7	7	22	18	26	21	3	-0-
Murray	-0-	-0-	10	11	1	1	8	7	12	5
TOTAL	-0-	-0-	66	65	61	55	108	95	51	43
No. 21										
Cleveland	5	7	103	103	-0-	-0-	38	46	38	34
Garvin	-0-	-0-	16	12	9	2	11	-0-	15	15
McClain	1	1	15	15	-0-	-0-	9	5	14	12
TOTAL	6	8	134	130	9	2	58	51	67	61

DOMESTIC LITIGATION

1974

JUDICIAL DISTRICT	(6) Bastardy		(7) Adoption		(8) Certification Proceeding for Trial As an Adult		(9) Juvenile Delinquency		(10) Children In Need of Supervision	
	Filed	Term	Filed	Term	Filed	Term	Filed	Term	Filed	Term
No. 22										
Hughes	-0-	-0-	15	15	-0-	-0-	8	6	4	5
Pontotoc	-0-	-0-	25	23	-0-	-0-	33	29	34	30
Seminole	5	5	24	24	10	10	22	24	35	41
TOTAL	5	5	64	62	10	10	63	59	73	76
No. 23										
Lincoln	1	-0-	18	21	5	2	22	20	11	12
Pottawatomie	7	10	50	44	15	18	89	183	68	143
TOTAL	8	10	68	65	20	20	110	203	79	155
No. 24										
Creek	-0-	-0-	45	41	15	-0-	133	59	6	-0-
Okfuskee	-0-	-0-	5	5	2	2	17	15	-0-	-0-
Okmulgee	3	2	23	23	8	8	45	43	61	61
TOTAL	3	2	73	69	25	10	195	117	67	61
No. 25										
Atoka	-0-	-0-	7	7	-0-	-0-	-0-	1	23	26
Coal	-0-	-0-	3	1	7	7	27	24	-0-	-0-
TOTAL	-0-	-0-	10	8	7	7	27	25	23	26

168

DOMESTIC LITIGATION

1974

JUDICIAL DISTRICT	(11) Dependency and Neglect		TOTAL	
	Filed	Term	Filed	Term
No. 1.				
Beaver	1	1	70	70
Cimarron	1	-0-	38	28
Harper	1	1	42	31
Texas	17	18	220	222
TOTAL	20	20	370	351
No. 2				
Beckham	4	2	256	239
Custer	28	29	353	364
Ellis	-0-	-0-	43	34
Greer	-0-	-0-	75	72
Harmon	8	8	64	56
Roger Mills	1	-0-	37	48
TOTAL	41	39	828	813
No. 3				
Kiowa	3	2	120	115
Jackson	53	88	567	654
Tillman	2	2	121	124
Washita	3	3	138	124
TOTAL	61	95	946	1,017

169

DOMESTIC LITIGATION

1974

170

JUDICIAL DISTRICT	(11) Dependency and Neglect		TOTAL	
	Filed	Term	Filed	Term
No. 4			71	66
Alfalfa	-0-	-0-	148	132
Blaine	14	10	724	723
Garfield	16	13	82	62
Dewey	3	-0-	44	30
Grant	-0-	-0-	115	112
Kingfisher	7	7	81	69
Major	1	-0-	104	85
Woods	1	-0-	263	184
Woodward	2	-0-		
TOTAL	44	30	1,632	1,463
No. 5			385	365
Caddo	19	15	1,732	1,337
Comanche	35	37	82	65
Cotton	2	-0-	439	373
Grady	20	8	83	54
Jefferson	5	2	576	522
Stephens	5	2		
TOTAL	86	64	3,297	2,716
No. 7			636	449
Canadian	33	14	10,001	8,570
Oklahoma	-0-	-0-		

DOMESTIC LITIGATION

1974

171

JUDICIAL DISTRICT	(11) Dependency and Neglect		TOTAL	
	Filed	Term	Filed	Term
No. 8				
Kay	12	7	616	575
Noble	8	8	109	106
TOTAL	20	15	725	681
No. 9				
Logan	12	8	251	226
Payne	18	16	715	690
TOTAL	30	24	966	916
No. 10				
Osage	27	16	432	310
No. 11				
Nowata	2	1	111	112
Washington	16	15	600	488
TOTAL	18	16	711	600
No. 12				
Craig	6	8	194	197
Mayes	12	9	457	357
Rogers	9	9	454	418
TOTAL	27	26	1,105	972

DOMESTIC LITIGATION

1974

172

COUNTY	(11) Dependency and Neglect		TOTAL	
	Filed	Term	Filed	Term
No. 13				
Delaware	4	1	266	168
Ottawa	14	10	488	291
TOTAL. .	18	11	754	459
No. 14				
Pawnee	10	10	196	141
Tulsa	296	185	7,333	7,730
TOTAL. .	306	195	7,529	7,871
No. 15				
Adair	14	11	241	211
Cherokee	25	22	443	425
Muskogee	74	74	928	806
Sequoyah	8	7	360	396
Wagoner	5	9	314	323
TOTAL. .	126	123	2,286	2,161
No. 16				
Haskell	-0-	-0-	108	109
LeFlore	34	34	576	567
Latimer	-0-	-0-	105	95
TOTAL. .	34	34	789	771

DOMESTIC LITIGATION

1974

173

JUDICIAL DISTRICT	(11) Dependency and Neglect		TOTAL	
	Filed	Term	Filed	Term
No. 17				
Choctaw	5	5	195	170
McCurtain	30	17	485	366
Pushmataha	2	2	131	104
TOTAL.	37	24	811	640
No. 18				
McIntosh	5	4	206	201
Pittsburg	18	2	569	491
TOTAL.	23	6	775	692
No. 19				
Bryan	18	20	429	397
No. 20				
Carter	36	31	699	607
Johnston	19	9	107	71
Love	-0-	-0-	86	68
Marshall	3	1	151	132
Murray	6	4	139	95
TOTAL.	64	45	1,182	973
No. 21				
Cleveland	59	23	1,290	1,259
Garvin	8	7	297	231
McClain	7	5	186	162
TOTAL.	74	35	1,773	1,652

DOMESTIC LITIGATION

1974

174

JUDICIAL DISTRICT	(11) Dependency and Neglect		TOTAL	
	Filed	Term	Filed	Term
No. 22				
Hughes	6	5	166	129
Pontotoc	23	23	412	368
Seminole	54	58	365	390
TOTAL	83	86	943	887
No. 23				
Lincoln	4	5	258	270
Pottawatomie	47	115	815	1,065
TOTAL	51	120	1,073	1,335
No. 24				
Creek	30	-0-	804	567
Okfuskee	6	5	134	135
Okmulgee	28	28	551	508
TOTAL	64	33	1,489	1,210
No. 25				
Atoka	28	40	146	153
Coal	3	1	94	103
TOTAL	31	41	240	256

FELONY

1974

175

JUDICIAL DISTRICT	(1) Crime against person		(2) Crime against property		(3) Other		Total		Preliminary Hearings Held	Preliminary Hearings Waived
	Filed	Term	Filed	Term	Filed	Term	Filed	Term		
No. 1										
Beaver	1	3	23	17	10	12	34	32	4	12
Cimarron	32	29	9	6	5	2	46	37	4	23
Harper	11	3	7	4	4	2	22	9	8	4
Texas	14	16	219	177	35	35	268	228	30	54
TOTAL	58	51	258	204	54	51	370	306	46	93
No. 2										
Beckham	49	41	37	50	7	2	93	93	14	9
Custer	14	21	44	42	83	87	141	150	8	42
Ellis	1	2	9	8	1	1	11	11	7	1
Greer	3	2	2	4	23	14	28	20	7	12
Harmon	4	5	11	16	21	11	36	32	7	6
Roger Mills	19	17	6	26	-0-	-0-	25	43	4	7
TOTAL	90	88	109	146	135	115	334	349	47	77
No. 3										
Kiowa	10	10	45	21	12	12	67	43	25	24
Jackson	34	27	204	117	29	26	267	170	33	29
Tillman	20	24	21	29	27	21	68	74	54	8
Washita	15	31	54	39	4	4	73	74	13	16
TOTAL	79	92	324	206	72	63	475	361	125	77

FELONY

1974

JUDICIAL DISTRICT	(1) Crime against person		(2) Crime against property		(3) Other		Total		Preliminary Hearings Held	Preliminary Hearings Waived
	Filed	Term	Filed	Term	Filed	Term	Filed	Term		
No. 4										
Alfalfa	1	-0-	22	14	5	13	28	27	6	12
Blaine	21	20	16	19	20	11	57	50	14	9
Garfield	59	44	201	157	41	28	301	229	92	99
Dewey	19	17	26	23	4	7	49	47	3	7
Grant	4	6	5	10	16	7	25	23	1	-0-
Kingfisher	5	8	27	28	9	9	41	45	15	2
Major	4	6	19	10	2	2	25	18	5	4
Woods	6	4	35	27	18	15	59	46	23	5
Woodward	7	4	55	27	12	7	74	38	27	23
TOTAL. . .	126	109	406	315	127	99	655	523	186	161
No. 5										
Caddo	20	14	45	39	70	53	135	106	63	12
Comanche	166	154	514	544	180	13	860	711	-0-	-0-
Cotton	23	19	5	4	13	7	41	30	20	21
Grady	46	24	93	91	-0-	-0-	139	115	52	22
Jefferson	34	18	23	11	19	10	76	39	15	1
Stephens	30	21	124	100	71	54	225	175	11	64
TOTAL. . .	319	250	804	789	353	137	1,476	1,176	161	120
No. 7										
Canadian	196	121	29	40	2	15	227	176	24	47
Oklahoma	628	515	2,616	1,981	1,243	935	4,487	3,431	1,719	1,184
TOTAL. . .	824	636	2,645	2,021	1,245	950	4,714	3,607	1,743	1,231

176

FELONY

1974

JUDICIAL DISTRICT	(1) Crime against person		(2) Crime against property		(3) Other		Total		Preliminary Hearings Held	Preliminary Hearings Waived
	Filed	Term	Filed	Term	Filed	Term	Filed	Term		
No. 8										
Kay	45	31	111	89	4	4	160	124	47	53
Noble	31	27	20	23	5	2	56	52	4	15
TOTAL. . .	76	58	131	112	9	6	216	176	51	68
No. 9										
Logan	26	29	24	22	30	19	80	70	22	24
Payne	32	28	157	128	137	137	326	293	43	53
TOTAL. . .	58	57	181	150	167	156	406	363	65	77
No. 10										
Osage	64	56	33	24	11	8	108	88	46	30
No. 11										
Nowata	7	3	35	25	15	8	57	36	9	27
Washington	58	44	56	42	81	48	195	134	15	34
TOTAL. . .	65	47	91	67	96	56	252	170	24	61
No. 12										
Craig	19	15	72	57	15	14	106	86	10	5
Mayes	17	16	110	102	67	72	194	190	31	69
Rogers	22	24	129	82	14	7	165	113	43	22
TOTAL. . .	58	55	311	241	96	93	465	389	84	96

177

FELONY

1974

178

JUDICIAL DISTRICT	(1) Crime against person		(2) Crime against property		(3) Other		Total		Preliminary Hearings Held	Preliminary Hearings Waived
	Filed	Term	Filed	Term	Filed	Term	Filed	Term		
No. 13 Delaware Ottawa	37 22	20 5	55 37	21 13	-0- 126	-0- 41	92 185	41 59	12 11	-0- 8
TOTAL. . .	59	25	92	34	126	41	277	100	23	8
No. 14 Pawnee Tulsa	5 904	3 *	38 1,264	21 *	30 891	6 *	73 3,059	30 2,762	20 1,272	28 612
TOTAL. . .	909	3	1,302	21	921	6	3,132	2,792	1,292	640
No. 15 Adair Cherokee Muskogee Sequoyah Wagoner	20 35 76 44 23	5 17 68 52 26	57 53 139 45 47	43 34 114 29 35	9 64 208 53 3	5 40 90 50 3	86 152 423 142 73	53 91 272 131 64	39 50 142 34 36	37 10 51 20 2
TOTAL. . .	198	168	341	255	337	188	876	611	301	120
No. 16 Haskell LeFlore Latimer	7 75 10	6 100 37	20 64 81	12 75 41	23 49 10	17 50 -0-	50 188 101	35 225 78	8 110 13	3 60 11
TOTAL. . .	92	143	165	128	82	67	339	338	131	74

* Breakdown for Tulsa County not available to our office.

FELONY

1974

179

JUDICIAL DISTRICT	(1) Crime against person		(2) Crime against property		(3) Other		Total		Preliminary Hearings Held	Preliminary Hearings Waived
	Filed	Term	Filed	Term	Filed	Term	Filed	Term		
No. 17 Choctaw McCurtain Pushmataha	66 43 13	49 39 5	136 111 37	95 86 22	-0- 44 8	-0- 41 6	202 198 57	144 166 33	41 47 12	25 38 5
TOTAL. . .	122	93	284	203	52	47	457	343	100	68
No. 18 McIntosh Pittsburg	13 57	12 42	39 81	36 50	45 122	48 64	97 260	96 156	37 54	10 35
TOTAL. . .	70	54	120	86	167	112	357	252	91	45
No. 19 Bryan	46	49	61	64	34	29	141	142	83	23
No. 20 Carter Johnston Love Marshall Murray	144 13 41 51 9	101 9 13 34 7	97 13 -0- 31 3	74 11 -0- 34 3	25 29 -0- 14 56	17 14 -0- 15 41	266 55 41 96 68	192 34 13 83 51	89 6 7 15 6	52 10 9 12 15
TOTAL. . .	258	164	144	122	124	87	526	373	123	98
No. 21 Cleveland Garvin McClain	96 26 12	92 13 17	341 63 48	320 48 27	369 85 72	387 45 45	806 174 132	799 106 89	329 14 24	166 1 31
TOTAL. . .	134	122	452	395	526	477	1,112	994	367	198

FELONY										1974	
JUDICIAL DISTRICT	(1) Crime against person		(2) Crime against property		(3) Other		Total		Preliminary Hearings Held	Preliminary Hearings Waived	
	Filed	Term	Filed	Term	Filed	Term	Filed	Term			
No. 22											
Hughes	18	11	28	16	17	16	63	43	11	7	
Pontotoc	46	35	85	71	58	42	189	148	-0-	-0-	
Seminole	110	199	161	156	35	33	306	388	110	196	
TOTAL. . . .	174	245	274	243	110	91	558	579	121	203	
No. 23											
Lincoln	13	18	91	88	16	23	120	129	39	21	
Pottawatomie	140	104	118	118	368	427	626	649	96	58	
TOTAL. . . .	153	122	209	206	384	450	746	778	135	79	
No. 24											
Creek	57	28	191	92	30	18	278	138	45	40	
Okfuskee	10	5	5	7	22	33	37	45	15	1	
Okmulgee	93	62	103	54	82	70	278	186	63	49	
TOTAL. . . .	160	95	299	153	134	121	593	369	78	50	
No. 25											
Atoka	9	20	32	39	55	69	96	123	30	12	
Coal	13	10	24	24	5	4	42	38	10	17	
TOTAL. . . .	22	30	56	63	60	73	138	161	40	29	

* Termination figures for Tulsa County included in final total.

MISDEMEANORS										1974	
JUDICIAL DISTRICT	(1) Driving While Intoxicated		(2) Other Traffic		(3) Other Misdemeanors		(4) Appeals from City Funded Courts		Total		
	Filed	Term	Filed	Term	Filed	Term	Filed	Term	Filed	Term	
No. 1											
Beaver	51	43	725	699	107	98	1	-0-	884	840	
Cimarron	31	37	561	513	91	128	-0-	-0-	683	678	
Harper	25	18	590	548	56	41	-0-	-0-	671	607	
Texas	67	71	1,365	1,335	459	381	4	-0-	1,895	1,787	
TOTAL. . . .	174	169	3,241	3,095	713	648	5	-0-	4,133	3,912	
No. 2											
Beckham	82	72	1,997	2,745	288	242	2	-0-	2,369	3,059	
Custer	113	105	2,454	2,403	266	286	-0-	-0-	2,833	2,794	
Ellis	28	27	391	393	103	110	-0-	-0-	522	530	
Greer	12	12	162	153	115	112	-0-	-0-	289	277	
Harmon	29	30	591	575	109	106	-0-	-0-	729	711	
Roger Mills	14	20	28	16	92	111	-0-	-0-	134	147	
TOTAL. . . .	278	266	5,623	6,285	973	967	2	-0-	6,876	7,518	
No. 3											
Kiowa	116	101	837	836	229	215	-0-	-0-	1,182	1,152	
Jackson	154	165	1,418	1,412	562	513	-0-	-0-	2,134	2,090	
Tillman	40	32	348	322	99	119	-0-	-0-	487	473	
Washita	55	63	1,394	1,304	223	252	-0-	-0-	1,672	1,619	
TOTAL. . . .	365	361	3,997	3,874	1,113	1,099	-0-	-0-	5,475	5,334	

MISDEMEANORS										1974
JUDICIAL DISTRICT	(1) Driving While Intoxicated		(2) Other Traffic		(3) Other Misdemeanors		(4) Appeals from City Funded Courts		Total	
	Filed	Term	Filed	Term	Filed	Term	Filed	Term	Filed	Term
No. 4										
Alfalfa	31	17	410	389	114	109	-0-	-0-	555	515
Blaine	104	142	112	138	493	528	-0-	-0-	709	808
Garfield	208	206	2,230	2,229	596	574	9	9	3,043	3,018
Dewey	20	18	283	280	154	142	-0-	-0-	457	440
Grant	22	13	252	219	124	99	1	-0-	399	331
Kingfisher	88	95	771	760	270	253	-0-	-0-	1,129	1,108
Major	83	49	610	600	219	229	-0-	-0-	912	878
Woods	40	28	485	419	68	50	2	-0-	595	497
Woodward	103	75	716	635	211	163	-0-	-0-	1,030	873
TOTAL. . .	699	643	5,869	5,669	2,249	2,147	12	9	8,829	8,468
No. 5										
Caddo	140	136	2,418	2,229	768	733	3	3	3,329	3,103
Comanche	469	414	3,839	2,935	1,244	943	6	-0-	5,558	4,292
Cotton	36	28	613	392	178	146	1	1	828	567
Grady	118	105	2,610	2,338	216	186	8	1	2,952	2,630
Jefferson	20	20	888	824	123	91	-0-	-0-	1,031	935
Stephens	88	122	1,539	1,558	267	241	1	-0-	1,895	1,921
TOTAL. . .	871	827	11,907	10,276	2,796	2,340	19	5	15,593	13,448
No. 7										
Canadian	158	79	3,227	2,935	348	307	-0-	-0-	3,733	3,321
Oklahoma	1,120	903	7,103	6,677	2,718	2,040	477	276	11,418	9,896
TOTAL. . .	1,278	982	10,330	9,612	3,066	2,347	477	276	15,151	13,217

MISDEMEANORS										1974
JUDICIAL DISTRICT	(1) Driving While Intoxicated		(2) Other Traffic		(3) Other Misdemeanors		(4) Appeals from City Funded Courts		Total	
	Filed	Term	Filed	Term	Filed	Term	Filed	Term	Filed	Term
No. 8										
Kay	182	175	2,442	2,561	742	686	-0-	-0-	3,366	3,422
Noble	24	29	1,112	1,073	111	127	4	2	1,251	1,231
TOTAL. . .	206	204	3,554	3,634	853	813	4	2	4,617	4,653
No. 9										
Logan	70	46	1,252	1,221	259	235	4	3	1,585	1,505
Payne	177	202	2,474	2,472	573	569	15	13	3,239	3,256
TOTAL. . .	247	248	3,726	3,693	832	804	19	16	4,824	4,761
No. 10										
Osage	181	102	1,088	994	576	491	3	2	1,848	1,589
No. 11										
Nowata	6	5	217	209	95	88	-0-	-0-	318	302
Washington	101	120	637	629	309	266	-0-	-0-	1,047	1,015
TOTAL. . .	107	125	854	838	404	354	-0-	-0-	1,365	1,317
No. 12										
Craig	26	35	968	996	520	619	-0-	-0-	1,514	1,650
Mayer	155	161	1,234	1,210	745	695	2	2	2,136	2,068
Rogers	141	117	2,136	1,947	461	443	-0-	-0-	2,738	2,507
TOTAL. . .	322	313	4,338	4,153	1,726	1,757	2	2	6,388	6,225

MISDEMEANORS

1974

JUDICIAL DISTRICT	(1) Driving While Intoxicated		(2) Other Traffic		(3) Other Misdemeanors		(4) Appeals from City Funded Courts		Total	
	Filed	Term	Filed	Term	Filed	Term	Filed	Term	Filed	Term
No. 13 Delaware Ottawa	86 57	55 29	625 1,311	515 1,155	557 389	441 270	-0- -0-	-0- -0-	1,268 1,757	1,011 1,454
TOTAL. . .	143	84	1,936	1,670	946	711	-0-	-0-	3,025	2,465
No. 14 Pawnee Tulsa	96 829	30 782	610 9,855	542 10,395	1,235 1,450	1,005 1,450	-0- -0-	-0- -0-	1,941 12,134	1,577 12,627
TOTAL. . .	925	812	10,465	10,937	2,685	2,455	-0-	-0-	14,075	14,204
No. 15 Adair Cherokee Muskogee Sequoyah Wagoner	100 97 342 178 134	105 77 185 115 119	770 1,010 2,289 1,887 1,553	670 1,054 2,078 2,637 1,491	152 476 915 681 167	119 349 591 492 103	-0- -0- 6 -0- 1	-0- -0- 2 -0- 1	1,022 1,583 3,552 2,746 1,855	894 1,480 2,856 3,244 1,714
TOTAL. . .	851	601	7,509	7,930	2,391	1,654	7	3	10,758	10,188
No. 16 Haskell LeFlore Latimer	44 251 27	45 294 29	405 1,438 272	416 1,447 282	188 973 195	160 1,039 174	1 12 -0-	-0- 12 -0-	638 2,674 494	621 2,792 485
TOTAL. . .	322	368	2,115	2,145	1,356	1,373	13	12	3,806	3,898

184

MISDEMEANORS

1974

JUDICIAL DISTRICT	(1) Driving While Intoxicated		(2) Other Traffic		(3) Other Misdemeanors		(4) Appeals from City Funded Courts		Total	
	Filed	Term	Filed	Term	Filed	Term	Filed	Term	Filed	Term
No. 17 Choctaw McCurtain Pushmataha	99 106 55	82 94 38	756 2,192 405	593 2,129 328	399 189 284	416 151 256	1 -0- -0-	1 -0- -0-	1,255 2,487 744	1,092 2,374 622
TOTAL. . .	260	214	3,353	3,050	872	823	1	1	4,486	4,088
No. 18 McIntosh Pittsburg	80 200	38 147	1,170 1,387	1,271 1,248	486 683	423 551	1 5	-0- 2	1,737 2,275	1,732 1,948
TOTAL. . .	280	185	2,557	2,519	1,169	974	6	2	4,012	3,680
No. 19 Bryan	180	196	1,869	1,745	522	511	1	-0-	2,572	2,452
No. 20 Carter Johnston Love Marshall Murray	165 36 28 83 65	119 25 22 62 67	1,905 581 755 505 3,093	1,790 510 663 520 2,603	452 107 105 307 300	269 92 59 289 304	6 -0- -0- -0- 1	-0- -0- -0- -0- -0-	2,528 724 898 895 3,459	2,178 627 744 871 2,974
TOTAL. . .	377	295	6,849	6,086	1,271	1,013	7	-0-	8,504	7,394
No. 21 Cleveland Garvin McClain	321 128 35	280 128 55	2,396 1,878 1,584	2,277 1,717 505	1,162 617 155	1,129 380 185	21 8 9	13 3 10	3,900 2,631 1,783	3,699 2,228 1,755
TOTAL. . .	484	463	5,858	5,499	1,934	1,694	31	26	8,314	7,682

185

MISDEMEANORS

1974

JUDICIAL DISTRICT	(1) Driving While Intoxicated		(2) Other Traffic		(3) Other Misdemeanors		(4) Appeals from City Funded Courts		Total	
	Filed	Term	Filed	Term	Filed	Term	Filed	Term	Filed	Term
No. 22										
Hughes	47	46	346	348	395	343	1	-0-	789	737
Pontotoc	400	364	1,103	1,093	91	85	15	10	1,609	1,552
Seminole	223	254	2,637	1,240	894	947	92	52	2,397	2,493
TOTAL. . .	670	664	2,637	2,681	1,380	1,375	108	62	4,795	4,782
No. 23										
Lincoln	88	93	1,804	1,603	435	546	2	1	2,329	2,243
Pottawatomie	66	60	2,994	2,813	1,044	783	-0-	-0-	4,104	3,656
TOTAL. . .	154	153	4,798	4,416	1,479	1,329	2	1	6,433	5,899
No. 24										
Creek	207	164	2,958	2,563	870	727	6	1	4,041	3,455
Okfuskee	57	47	866	931	192	181	3	3	1,118	1,162
Okmulgee	70	43	1,297	1,056	540	461	1	-0-	1,908	1,560
TOTAL. . .	334	254	5,121	4,550	1,602	1,369	10	4	7,067	6,177
No. 25										
Atoka	44	28	555	495	182	151	2	-0-	783	674
Coal	44	39	54	44	242	241	1	1	341	325
TOTAL. . .	88	67	609	539	424	392	3	1	1,124	999

186

PROBATE

1974

JUDICIAL DISTRICT	(1) Administration of Estates & Probate Proper		(2) Determination of Death of Joint or Life Tenant		(3) Mental Health		(4) Guardian and Conservatorship	
	Filed	Term	Filed	Term	Filed	Term	Filed	Term
No. 1								
Beaver	59	63	23	23	8	7	6	4
Cimarron	31	36	11	10	6	5	5	6
Harper	42	43	7	7	8	6	6	6
Texas	85	93	27	28	30	29	10	9
TOTAL. . . .	217	235	68	68	52	47	27	25
No. 2								
Beckham	128	130	31	29	30	30	17	10
Custer	114	96	28	28	42	42	20	20
Ellis	55	44	14	14	2	2	3	2
Greer	36	39	24	27	14	14	5	5
Harmon	31	34	14	13	-0-	-0-	3	7
Roger Mills	30	55	3	34	3	9	2	11
TOTAL. . . .	394	398	114	145	91	97	50	55
No. 3								
Kiowa	77	68	25	30	22	23	5	10
Jackson	82	84	27	27	49	49	11	14
Tillman	67	54	31	32	22	22	10	2
Washita	81	64	27	26	25	25	6	7
TOTAL. . . .	307	270	110	115	118	119	32	33

187

		PROBATE 1974							
JUDICIAL DISTRICT	(1) Administration of Estates & Probate Proper		(2) Determination of Death of Joint or Life Tenant		(3) Mental Health		(4) Guardian and Conservatorship		
	Filed	Term	Filed	Term	Filed	Term	Filed	Term	
No. 4									
Alfalpa	69	69	36	35	8	8	8	6	
Blaine	67	58	32	31	12	12	10	11	
Garfield	242	235	137	136	59	59	42	42	
Dewey	64	52	19	18	6	9	8	1	
Grant	78	59	23	24	-0-	-0-	5	1	
Kingfisher	90	83	35	40	5	5	12	13	
Major	57	45	22	25	7	7	7	6	
Woods	69	69	37	38	24	25	7	13	
Woodward	98	30	40	39	12	9	13	11	
TOTAL. . . .	834	700	381	386	133	134	112	104	
No. 5									
Caddo	119	123	50	59	41	131	11	2	
Comanche	158	132	89	85	148	148	22	4	
Cotton	51	12	9	8	3	3	7	2	
Grady	155	69	72	69	39	19	29	3	
Jefferson	40	9	6	6	5	5	11	1	
Stephens	166	114	80	81	31	28	27	6	
TOTAL. . . .	689	459	306	308	267	334	107	18	
No. 7									
Canadian	100	76	68	66	33	17	23	10	
Oklahoma	1,329	923	894	928	611	606	221	48	
TOTAL. . . .	1,429	999	962	994	644	623	244	58	

		PROBATE 1974							
JUDICIAL DISTRICT	(1) Administration of Estates & Probate Proper		(2) Determination of Death of Joint or Life Tenant		(3) Mental Health		(4) Guardian and Conservatorship		
	Filed	Term	Filed	Term	Filed	Term	Filed	Term	
No. 8									
Kay	204	235	132	134	32	34	30	34	
Noble	63	55	21	30	12	12	7	15	
TOTAL. . . .	267	290	153	164	44	46	37	49	
No. 9									
Logan	115	101	50	49	20	20	11	2	
Payne	146	117	55	55	-0-	-0-	33	33	
TOTAL. . . .	261	218	105	104	20	20	44	35	
No. 10									
Osage	142	41	54	50	37	21	15	2	
No. 11									
Nowata	14	11	19	21	14	14	8	12	
Washington	110	115	81	86	36	34	13	13	
TOTAL. . . .	124	126	100	107	50	48	21	25	
No. 12									
Craig	49	52	29	30	41	42	17	8	
Mayes	67	62	67	66	71	65	12	11	
Rogers	60	61	50	50	50	47	14	15	
TOTAL. . . .	176	175	146	146	162	155	43	34	

PROBATE

1974

JUDICIAL DISTRICT	(1) Administration of Estates & Probate Proper		(2) Determination of Death of Joint or Life Tenant		(3) Mental Health		(4) Guardian and Conservatorship	
	Filed	Term	Filed	Term	Filed	Term	Filed	Term
No. 13								
Delaware	42	7	57	40	-0-	-0-	20	13
Ottawa	98	20	56	42	18	18	15	13
TOTAL.	140	27	113	82	18	18	35	26
No. 14								
Pawnee	63	14	32	32	12	12	4	2
Tulsa	877	462	634	577	437	436	201	185
TOTAL.	940	476	666	609	449	448	205	187
No. 15								
Adair	75	65	19	18	23	23	6	5
Cherokee	61	27	51	47	43	43	10	1
Muskogee	212	132	97	102	-0-	-0-	44	64
Sequoyah	45	51	32	33	35	30	10	15
Wagoner	74	47	38	45	35	35	5	3
TOTAL.	467	322	237	245	136	131	75	88
No. 16								
Haskell	29	3	18	17	-0-	-0-	10	1
LeFlore	81	80	61	63	49	56	50	37
Latimer	34	36	12	11	22	19	8	8
TOTAL.	144	119	91	91	71	75	68	46

196

PROBATE

1974

JUDICIAL DISTRICT	(1) Administration of Estates & Probate Proper		(2) Determination of Death of Joint or Life Tenant		(3) Mental Health		(4) Guardian and Conservatorship	
	Filed	Term	Filed	Term	Filed	Term	Filed	Term
No. 17								
Choctaw	53	-0-	22	-0-	21	13	10	-0-
McCurrah	66	21	30	30	41	17	5	-0-
Pushmataha	40	10	22	22	13	5	3	-0-
TOTAL.	159	31	74	52	75	35	18	-0-
No. 18								
McIntosh	54	44	26	27	28	28	6	8
Pittsburg	126	56	67	72	43	12	15	16
TOTAL.	180	102	93	99	71	40	21	24
No. 19								
Bryan	114	105	36	55	29	31	24	4
No. 20								
Carter	166	136	55	50	70	60	29	29
Johnston	29	15	17	17	13	13	2	-0-
Love	26	14	10	10	-0-	-0-	6	2
Marshall	32	25	19	19	15	8	8	-0-
Murray	58	42	22	20	6	5	9	3
TOTAL.	311	232	123	116	104	86	54	34
No. 21								
Cleveland	168	130	81	79	89	86	37	37
Garvin	112	119	49	50	31	78	25	25
McCain	57	48	21	18	2	2	9	8
TOTAL.	337	297	151	147	122	166	71	70

191

JUDICIAL DISTRICT		PROBATE 1974							
		(1) Administration of Estates & Probate Proper		(2) Determination of Death of Joint or Life Tenant		(3) Mental Health		(4) Guardian and Conservatorship	
		Filed	Term	Filed	Term	Filed	Term	Filed	Term
No. 22									
Hughes		80	70	29	32	7	8	21	10
Pontotoc		85	60	55	48	34	34	20	15
Seminole		126	136	57	55	78	78	16	14
TOTAL. . . .		291	266	141	135	119	120	57	39
No. 23									
Lincoln		129	146	46	44	18	18	24	23
Pottawatomie		151	151	131	125	85	82	32	37
TOTAL. . . .		280	297	177	169	103	100	56	60
No. 24									
Creek		126	116	87	76	45	10	15	6
Okfuskee		44	44	10	12	8	7	5	2
Okmulgee		124	112	71	67	63	49	14	16
TOTAL. . . .		294	272	168	155	116	66	34	24
No. 25									
Atoka		35	63	10	9	3	2	3	5
Coal		25	16	4	5	3	3	4	4
TOTAL. . . .		60	79	14	14	6	5	7	9

JUDICIAL DISTRICT		PROBATE 1974			
		(5) Others		Total	
		Filed	Term	Filed	Term
No. 1					
Beaver		-0-	-0-	96	97
Cimarron		-0-	-0-	53	57
Harper		-0-	-0-	63	62
Texas		-0-	-0-	152	159
TOTAL. . . .		-0-	-0-	364	375
No. 2					
Beckham		1	-0-	207	199
Custer		-0-	-0-	204	186
Ellis		-0-	-0-	74	62
Greer		-0-	-0-	79	85
Harmon		1	1	49	55
Roger Mills		-0-	-0-	38	109
TOTAL. . . .		2	1	651	696
No. 3					
Kiowa		-0-	-0-	129	131
Jackson		-0-	-0-	169	174
Tillman		-0-	-0-	130	110
Washita		-0-	-0-	139	122
TOTAL. . . .		-0-	-0-	567	537

PROBATE

194

JUDICIAL DISTRICT	(5) Others		Total	
	Filed	Term	Filed	Term
No. 4				
Alfalfa	-0-	-0-	121	118
Blaine	-0-	-0-	121	112
Garfield	1	1	481	473
Dewey	-0-	-0-	97	80
Grant	-0-	-0-	106	84
Kingfisher	-0-	-0-	142	141
Major	-0-	-0-	93	83
Woods	-0-	-0-	137	145
Woodward	-0-	-0-	163	89
TOTAL.	1	1	1,461	1,325
No. 5				
Caddo	-0-	-0-	221	315
Comanche	3	3	420	372
Cotton	-0-	-0-	70	25
Grady	8	7	303	167
Jefferson	5	5	67	26
Stephens	11	14	315	243
TOTAL.	27	29	1,396	1,148
No. 7				
Canadian	-0-	-0-	224	169
Oklahoma	9	9	3,064	2,514
TOTAL.	9	9	3,288	2,683

PROBATE

195

JUDICIAL DISTRICT	(5) Others		Total	
	Filed	Term	Filed	Term
No. 8				
Kay	-0-	-0-	398	437
Noble	-0-	-0-	103	112
TOTAL.	-0-	-0-	501	549
No. 9				
Logan	-0-	1	196	173
Payne	-0-	-0-	234	205
TOTAL.	-0-	1	430	378
No. 10				
Osage	-0-	-0-	248	114
No. 11				
Nowata	31	34	86	92
Washington	2	1	242	249
TOTAL.	33	35	328	341
No. 12				
Craig	-0-	-0-	136	132
Mayes	11	10	228	215
Rogers	2	2	176	175
TOTAL.	12	11	318	164

PROBATE

1974

JUDICIAL DISTRICT	(5) Others		Total	
	Filed	Term	Filed	Term
No. 13				
Delaware	10	11	129	71
Ottawa	2	-0-	189	93
TOTAL. . . .	12	11	318	164
No. 14				
Pawnee	-0-	-0-	111	60
Tulsa	16	12	2,165	1,672
TOTAL. . . .	16	12	2,276	1,732
No. 15				
Adair	3	2	126	113
Cherokee	5	5	170	123
Muskogee	9	29	362	327
Sequoyah	4	2	126	131
Wagoner	-0-	-0-	152	130
TOTAL. . . .	21	38	936	824
No. 16				
Haskell	5	4	62	25
LeFlore	-0-	-0-	241	236
Latimer	-0-	-0-	76	74
TOTAL. . . .	5	4	379	335

196

PROBATE

1974

JUDICIAL DISTRICT	(5) Others		Total	
	Filed	Term	Filed	Term
No. 17				
Choctaw	1	-0-	107	13
McCurtain	13	10	155	78
Pushmataha	-0-	-0-	78	37
TOTAL. . . .	-0-	-0-	340	128
No. 18				
McIntosh	20	20	134	127
Pittsburg	7	9	258	167
TOTAL. . . .	27	29	392	294
No. 19				
Bryan	4	4	206	199
No. 20				
Carter	2	2	322	277
Johnston	3	3	64	48
Love	9	9	51	35
Marshall	12	12	86	64
Murray	4	3	99	73
TOTAL. . . .	30	29	622	497
No. 21				
Cleveland	-0-	-0-	375	332
Garvin	11	11	228	283
McClain	5	3	94	79
TOTAL. . . .	16	14	697	694

197

PROBATE

1974

861

JUDICIAL DISTRICT	(5) Others		Total	
	Filed	Term	Filed	Term
No. 22				
Hughes	40	38	177	158
Pontotoc	5	5	199	162
Seminole	130	130	407	413
TOTAL.	175	173	783	733
No. 23				
Lincoln	1	1	218	232
Pottawatomie	-0-	-0-	399	395
TOTAL.	1	1	617	627
No. 24				
Creek	29	28	302	236
Okfuskee	18	18	85	83
Okmulgee	30	30	302	274
TOTAL.	77	76	689	593
No. 25				
Atoka	7	6	58	85
Coal	-0-	-0-	36	28
TOTAL.	7	6	94	113

SMALL CLAIMS

1974

661

JUDICIAL DISTRICT	(1) Possession of Personal Property		(2) Possession of Real Property		(3) Other Small Claims		Total	
	Filed	Term	Filed	Term	Filed	Term	Filed	Term
No. 1								
Beaver	-0-	-0-	-0-	-0-	76	62	76	62
Cimarron	-0-	-0-	-0-	-0-	106	78	106	78
Harper	-0-	-0-	-0-	-0-	55	39	55	39
Texas	1	2	8	6	532	571	541	579
TOTAL.	1	2	8	6	769	750	778	758
No. 2								
Beckham	1	1	2	1	185	167	188	169
Custer	5	7	-0-	-0-	458	479	463	486
Ellis	-0-	-0-	-0-	-0-	43	36	43	36
Greer	3	3	-0-	-0-	53	50	56	53
Harmon	-0-	-0-	-0-	-0-	32	32	32	32
Roger Mills	1	1	-0-	-0-	28	27	29	28
TOTAL.	10	12	2	1	799	791	811	804
No. 3								
Kiowa	-0-	-0-	1	-0-	107	83	108	83
Jackson	9	7	2	2	214	165	225	174
Tillman	15	15	2	2	87	90	104	107
Washita	12	12	-0-	-0-	68	65	80	77
TOTAL.	36	34	5	4	476	403	517	441

SMALL CLAIMS

1974

200

JUDICIAL DISTRICT	(1) Possession of Personal Property		(2) Possession of Real Property		(3) Other Small Claims		Total	
	Filed	Term	Filed	Term	Filed	Term	Filed	Term
	No. 4							
Alfalfa	-0-	-0-	-0-	-0-	73	73	73	73
Blaine	-0-	-0-	1	-0-	353	276	354	276
Garfield	12	15	22	23	737	568	771	606
Dewey	-0-	-0-	-0-	-0-	64	54	64	54
Grant	1	1	1	1	32	29	34	31
Kingfisher	1	1	8	6	182	174	191	181
Major	1	2	-0-	-0-	179	187	180	189
Woods	1	1	-0-	-0-	93	133	94	134
Woodward	2	1	8	5	148	110	158	116
TOTAL. . . .	18	21	40	35	1,861	1,604	1,919	1,660
No. 5								
Caddo	15	12	7	7	418	344	440	363
Comanche	104	91	157	129	1,223	1,132	1,484	1,352
Cotton	1	1	2	2	101	89	104	92
Grady	19	17	7	5	494	349	520	371
Jefferson	-0-	-0-	-0-	-0-	175	124	175	124
Stephens	25	23	27	24	610	592	662	639
TOTAL. . . .	164	144	200	167	3,021	2,630	3,385	2,941
No. 7								
Canadian	16	11	31	24	512	383	559	418
Oklahoma	199	85	4	1	11,552	5,918	11,755	6,004
TOTAL. . . .	215	96	35	25	12,064	6,301	12,314	6,422

SMALL CLAIMS

1974

201

JUDICIAL DISTRICT	(1) Possession of Personal Property		(2) Possession of Real Property		(3) Other Small Claims		Total	
	Filed	Term	Filed	Term	Filed	Term	Filed	Term
	No. 8							
Kay	14	15	18	19	1,168	1,252	1,200	1,286
Noble	-0-	-0-	-0-	-0-	208	189	208	189
TOTAL. . . .	14	15	18	19	1,376	1,441	1,408	1,475
No. 9								
Logan	1	1	9	7	365	287	375	295
Payne	16	18	7	8	1,676	1,804	1,699	1,830
TOTAL. . . .	17	19	16	15	2,041	2,091	2,074	2,125
No. 10								
Osage	1	*	11	*	214	*	226	170
No. 11								
Nowata	3	3	3	3	352	307	358	313
Washington	24	18	30	22	464	403	518	443
TOTAL. . . .	27	21	33	25	816	710	876	756
No. 12								
Craig	3	4	15	16	299	280	317	300
Mayes	4	4	22	19	567	392	593	415
Rogers	8	7	13	11	452	343	473	361
TOTAL. . . .	15	15	50	46	1,318	1,015	1,383	1,076

SMALL CLAIMS

1974

JUDICIAL DISTRICT	(1) Possession of Personal Property		(2) Possession of Real Property		(3) Other Small Claims		Total	
	Filed	Term	Filed	Term	Filed	Term	Filed	Term
No. 13 Delaware Ottawa	3 27	3 15	8 23	6 21	358 788	259 530	369 838	268 566
TOTAL. . . .	30	18	31	27	1,146	789	1,206	834
No. 14 Pawnee Tulsa	-0- 405	-0- 352	-0- 1,560	-0- 1,366	202 13,487	167 13,162	202 15,452	167 14,880
TOTAL. . . .	405	352	1,560	1,366	13,689	13,329	15,654	15,047
No. 15 Adair Cherokee Muskogee Sequoyah Wagoner	70 -0- 100 5 47	54 -0- 67 3 47	26 1 48 10 26	21 3 23 10 26	256 554 1,398 423 273	263 585 1,553 390 267	352 555 1,546 438 346	338 588 1,643 403 340
TOTAL. . . .	222	171	111	83	2,904	3,058	3,237	3,312
No. 16 Haskell LeFlore Latimer	10 72 -0-	6 70 -0-	2 200 10	2 200 10	229 800 129	237 843 107	241 1,072 139	245 1,113 117
TOTAL. . . .	82	76	212	212	1,158	1,187	1,452	1,475

202

SMALL CLAIMS

1974

JUDICIAL DISTRICT	(1) Possession of Personal Property		(2) Possession of Real Property		(3) Other Small Claims		Total	
	Filed	Term	Filed	Term	Filed	Term	Filed	Term
No. 17 Choctaw McCurtain Pushmataha	8 24 4	8 24 2	-0- 37 4	-0- 35 2	344 298 60	335 287 40	352 359 68	343 346 44
TOTAL. . . .	36	34	41	37	702	662	779	733
No. 18 McIntosh Pittsburg	2 9	1 9	15 25	14 25	170 784	182 731	187 818	197 765
TOTAL. . . .	11	10	40	39	954	913	1,005	962
No. 19 Bryan	16	16	15	9	204	254	235	279
No. 20 Carter Johnston Love Marshall Murray	73 ** -0- -0- -0-	64 ** -0- -0- -0-	61 ** -0- -0- 3	58 ** -0- 1 2	985 ** 48 119 152	834 ** 32 107 129	1,119 270 48 119 155	956 223 32 108 131
TOTAL. . . .	73	64	64	61	1,304	1,102	1,711	1,450
No. 21 Cleveland Garvin McClain	10 6 -0-	9 4 -0-	78 27 1	56 20 1	1,403 410 111	1,370 289 107	1,491 443 112	1,435 313 108
TOTAL. . . .	16	13	106	77	1,924	1,766	2,046	1,856

203

SMALL CLAIMS

1971

GENERAL DIVISION	(1) Possession of Personal Property		(2) Possession of Real Property		(3) Other Small Claims		Total
	Filed	Term	Filed	Term	Filed	Term	
No. 22 Burke Ketchikan Saminole TOTAL	5 60 24 84	5 60 25 85	-0- 37 4 41	-0- 37 4 41	257 550 525 1,332	292 535 518 1,305	262 647 553 1,462
No. 23 Lincoln Pottawatomie TOTAL	1 19 20	1 20 21	4 31 35	4 25 29	495 728 1,193	357 590 937	410 778 1,199
No. 24 Creek Kuskokee Ozark TOTAL	19 -0- 25 45	9 -0- 16 25	53 -0- 65 119	10 -0- 53 64	595 207 1,053 1,855	304 204 632 1,140	659 291 1,715 2,664
No. 25 Atoka Coal TOTAL	-0- -0- -0-	-0- -0- -0-	-0- -0- -0-	14 -0- 14	115 97 212	92 115 207	115 97 212

* Termination figures for Osage County included in final total.
 ** Breakdown for Johnston County not available to our office.

PERCENTAGE OF INCREASE OR
 DECREASE IN CASES FILED

PERCENTAGE OF INCREASE OR (DECREASE) IN CASES FILED
1969 - 1974

	CASES FILED						Percentage of Increase or (Decrease) 1974 over 1973	6-Year Comparison 1974 over 1969
	1969	1970	1971	1972	1973	1974		
PROBATE	16,977	17,278	17,671	18,272	18,835	18,123	(3.8)	6.8
CIVIL	27,973	30,522	31,301	31,209	34,441	38,603	12.1	38.0
DOMESTIC	29,280	32,894	33,973	37,299	39,470	41,723	5.7	42.5
FELONY	14,266	15,959	15,200	14,968	16,622	18,727	12.7	31.3
MISDEMEANORS	163,604	190,577	188,894	195,196	169,785	154,070	(9.3)	(5.8)
SMALL CLAIMS	23,684	34,695	37,947	43,409	49,998	57,893	15.8	144.4
TOTALS	275,784	321,925	324,986	340,353	329,151	329,139	0	19.3

PERCENTAGE OF INCREASE OR (DECREASE) IN CASES TERMINATED

1969 - 1974

208

							Percentage of Increase or (Decrease)	6-Year Comparison
	1969	1970	1971	1972	1973	1974	1974 over 1973	1974 over 1969
PROBATE	11,900	13,133	14,085	15,569	16,347	15,600	(4.6)	36.1
CIVIL	15,870	22,204	22,634	23,747	26,527	30,674	15.6	93.3
DOMESTIC	19,557	26,554	28,123	32,207	32,184	38,164	18.6	95.1
FELONY	9,441	11,497	14,606	12,748	13,771	15,340	11.4	62.5
MISDEMEANORS	143,854	166,247	174,138	176,105	154,091	144,350	(6.3)	.3
SMALL CLAIMS	16,765	24,983	28,752	33,308	43,343	48,626	12.2	190.0
TOTALS	217,387	264,618	282,338	293,684	286,263	292,754	2.3	34.7

SUMMARY OF PERCENTAGE OF INCREASE OR (DECREASE) IN
* CIVIL WORKLOAD BASED ON TOTAL CIVIL FILINGS

209

COUNTY	No. of cases filed			Annual Increase Or (Decrease)	6-year Comparison
	1969	1973	1974	1974 over 1973	1974 over 1969
Adair	520	773	896	15.9	72.3
Alfalfa	140	327	327	0.0	133.6
Atoka	407	494	494	0.0	21.4
Beaver	185	251	294	17.1	58.9
Beckham	583	657	789	20.1	35.3
Blaine	536	684	716	4.7	33.6
Bryan	840	1,062	1,168	10.0	39.0
Caddo	1,199	1,254	1,233	(1.7)	2.8
Canadian	929	1,644	1,843	12.1	98.4
Carter	1,566	2,221	2,570	15.7	64.1
Cherokee	620	1,279	1,403	9.7	126.3
Choctaw	427	884	801	(9.4)	87.6
Cimarron	203	180	228	26.7	12.3
Cleveland	2,307	4,057	4,326	6.6	87.5
Coal	207	351	293	(16.5)	41.5
Comanche	2,627	4,188	4,554	8.7	73.4
Cotton	225	328	305	(7.0)	35.6
Craig	662	792	799	.9	20.7
Creek	1,887	2,297	2,392	4.1	26.8
Custer	739	957	1,197	25.1	62.0
Delaware	717	910	1,048	15.2	46.2
Dewey	201	280	316	12.9	57.2
Ellis	160	185	194	4.9	21.3
Garfield	1,589	2,203	2,422	9.9	52.4

* CIVIL - includes Probate, Civil, Domestic and Small Claims.

SUMMARY OF PERCENTAGE OF INCREASE OR (DECREASE) IN
* CIVIL WORKLOAD BASED ON TOTAL CIVIL FILINGS

COUNTY	No. of cases filed			Annual Increase Or (Decrease) 1974 over 1973	6-year Comparison 1974 over 1969
	1969	1973	1974		
Garvin	896	1,213	1,188	(2.1)	32.6
Grady	1,051	1,635	1,600	(2.1)	52.2
Grant	190	347	225	(35.2)	18.4
Greer	247	292	258	(11.6)	4.5
Harmon	112	138	164	18.8	46.4
Harper	153	160	201	25.6	31.4
Haskell	255	531	510	(4.0)	100.0
Hughes	567	816	778	(4.7)	37.2
Jackson	1,017	1,102	1,132	2.7	11.3
Jefferson	177	357	386	8.1	118.1
Johnston	255	536	501	(6.5)	96.5
Kay	2,192	2,477	2,547	2.8	16.2
Kingfisher	380	556	564	1.4	48.4
Kiowa	374	411	439	6.8	17.4
Latimer	237	434	386	(11.1)	62.9
LeFlore	1,310	2,017	2,320	15.0	77.1
Lincoln	728	1,190	1,142	(4.0)	56.9
Logan	729	1,001	1,002	.1	37.4
Love	140	233	244	4.7	74.3
McClain	356	645	552	(14.4)	55.1
McCurtain	811	1,543	1,451	(6.0)	78.9
McIntosh	501	619	679	9.7	35.5
Major	313	399	416	4.3	32.9
Marshall	365	466	454	(2.6)	24.4

* CIVIL - includes Probate, Civil, Domestic and Small Claims.

210

SUMMARY OF PERCENTAGE OF INCREASE OR (DECREASE) IN
* CIVIL WORKLOAD BASED ON TOTAL CIVIL FILINGS

COUNTY	No. of cases filed			Annual Increase Or (Decrease) 1974 over 1973	6-year Comparison 1974 over 1969
	1969	1973	1974		
Mayes	769	1,217	1,612	32.5	109.6
Murray	420	489	496	1.4	18.1
Muskogee	2,459	3,281	3,581	9.1	45.6
Noble	207	341	474	39.0	129.0
Nowata	440	485	626	29.1	42.3
Okfuskee	301	506	518	2.4	72.1
Oklahoma	24,825	34,831	38,191	9.6	53.8
Okmulgee	1,742	2,170	2,410	11.1	38.3
Osage	1,131	1,123	1,148	2.2	1.5
Ottawa	1,023	1,617	1,865	15.3	82.3
Pawnee	281	420	619	47.4	120.3
Payne	1,229	2,277	2,927	28.5	138.2
Pittsburg	1,507	1,879	2,161	15.0	43.4
Pontotoc	941	1,395	1,555	11.5	65.2
Pottawatomie	1,403	2,230	2,513	12.7	79.1
Pushmataha	256	375	437	16.5	70.7
Roger Mills	172	150	148	(1.3)	(14.0)
Rogers	941	1,212	1,476	21.8	56.9
Seminole	1,124	2,024	1,886	(6.8)	67.8
Sequoyah	689	1,125	1,221	8.5	77.2
Stephens	1,457	1,594	1,824	14.4	25.2
Texas	671	1,223	1,047	(14.4)	56.0
Tillman	580	465	426	(8.4)	(26.6)
Tulsa	17,708	28,770	33,078	15.0	86.8

* CIVIL - includes Probate, Civil, Domestic and Small Claims.

211

SUMMARY OF PERCENTAGE OF INCREASE OR (DECREASE) IN
* CIVIL WORKLOAD BASED ON TOTAL CIVIL FILINGS

COUNTY	No. of cases filed			Annual Increase Or (Decrease) 1974 over 1973	6-year Comparison 1974 over 1969
	1969	1973	1974		
Wagoner	561	960	1,037	8.0	84.8
Washington	1,313	1,646	1,748	6.2	33.1
Washita	301	392	445	13.5	47.8
Woods	292	467	378	(19.1)	29.5
Woodward	635	704	747	6.1	17.6
TOTALS	98,210	142,744	156,342	9.5	59.2

* CIVIL - includes Probate, Civil, Domestic and Small Claims.

212

SUMMARY OF PERCENTAGE OF INCREASE OR (DECREASE) IN
CRIMINAL WORKLOAD BASED ON TOTAL CRIMINAL FILINGS

COUNTY	No. of cases filed			Annual Increase Or (Decrease) 1974 over 1973	6-year Comparison 1974 over 1969
	1969	1973	1974		
Adair	1,166	1,416	1,108	(21.8)	(5.0)
Alfalfa	765	527	583	10.6	(23.8)
Atoka	1,084	933	879	(5.8)	(18.9)
Beaver	1,042	789	918	16.3	(11.9)
Beckham	2,332	3,042	2,462	(19.1)	5.6
Blaine	1,428	737	766	3.9	(46.4)
Bryan	2,477	2,303	2,713	17.8	9.5
Caddo	3,423	3,830	3,464	(9.6)	1.2
Canadian	3,005	3,492	3,960	13.4	31.8
Carter	2,636	2,772	2,794	.8	6.0
Cherokee	2,605	1,837	1,735	(5.6)	(33.4)
Choctaw	2,231	1,586	1,457	(8.1)	(34.7)
Cimarron	1,106	648	729	12.5	(34.1)
Cleveland	3,566	4,338	4,706	8.5	32.0
Coal	426	455	383	(15.8)	(10.1)
Comanche	8,209	9,118	6,418	(29.6)	(21.8)
Cotton	1,170	1,307	869	(33.5)	(25.7)
Craig	1,637	1,464	1,620	10.7	(1.0)
Creek	6,073	4,939	4,319	(12.6)	(28.9)
Custer	701	3,021	2,974	(1.6)	324.3
Delaware	1,040	1,559	1,360	(12.8)	30.8
Dewey	1,053	554	506	(8.7)	(51.9)
Ellis	496	374	533	42.5	7.5
Garfield	3,341	2,998	3,344	11.5	.1

213

SUMMARY OF PERCENTAGE OF INCREASE OR (DECREASE) IN
CRIMINAL WORKLOAD BASED ON TOTAL CRIMINAL FILINGS

COUNTY	No. of cases filed			Annual Increase Or (Decrease) 1974 over 1973	6-year Comparison 1974 over 1969
	1969	1973	1974		
Garvin	1,887	3,145	2,805	(10.8)	48.6
Grady	2,609	3,283	3,091	(5.8)	18.5
Grant	83	760	424	(44.2)	401.8
Greer	395	472	317	(32.8)	(19.7)
Harmon	179	731	765	4.7	350.0
Harger	651	509	693	36.1	6.5
Haskell	1,018	713	668	(3.5)	(32.4)
Hughes	1,400	807	852	5.6	(39.1)
Jackson	2,283	2,452	2,401	(2.1)	5.2
Jefferson	1,025	1,040	1,107	6.4	7.0
Johnston	827	937	779	(16.9)	(5.8)
Key	2,759	4,013	3,526	(12.1)	27.8
Kingfisher	335	1,293	1,170	(9.5)	249.3
Kiowa	1,477	1,129	1,249	10.6	(15.4)
Latimer	684	551	595	8.0	(13.0)
LeFlore	3,350	3,668	2,862	(22.0)	(14.6)
Lincoln	3,166	2,942	2,449	(16.8)	(21.2)
Logan	2,985	1,703	1,665	(2.2)	(44.2)
Love	1,432	1,156	939	(16.8)	(34.4)
McClain	2,493	2,367	1,915	(15.5)	(23.2)
McCurtain	1,594	2,676	2,685	.3	63.4
McIntosh	3,100	2,644	1,834	(30.6)	(40.8)
Major	1,126	802	937	16.8	(16.8)
Marshall	955	1,099	991	(9.8)	3.3

214

SUMMARY OF PERCENTAGE OF INCREASE OR (DECREASE) IN
CRIMINAL WORKLOAD BASED ON TOTAL CRIMINAL FILINGS

COUNTY	No. of cases filed			Annual Increase Or (Decrease) 1974 over 1973	6-year Comparison 1974 over 1969
	1969	1973	1974		
Mayes	1,944	2,476	2,330	(5.9)	19.9
Murray	1,448	2,497	3,527	41.2	143.6
Maskogee	5,031	4,041	3,975	(1.6)	(21.0)
Noble	2,319	1,269	1,367	3.0	(43.6)
Nowata	543	549	375	(31.7)	(30.9)
Okfuskee	1,796	1,451	1,155	(20.4)	(35.7)
Oklahoma	16,683	14,863	15,905	7.0	(4.7)
Oklmulgee	813	2,738	2,186	(20.2)	163.9
Osage	2,851	2,398	1,956	(18.4)	(31.4)
Ottawa	1,711	2,938	1,942	(33.9)	13.5
Pawnee	1,481	1,736	2,014	16.0	16.0
Payne	799	4,169	2,365	(43.3)	196.0
Pittsburg	3,665	2,826	2,535	(10.3)	(30.8)
Pontotoc	1,864	1,635	1,798	10.0	(3.5)
Pottawatomie	4,240	3,386	4,730	39.7	11.6
Pushmataha	821	744	801	7.7	(2.4)
Roger Mills	249	230	159	(30.9)	(36.1)
Rogers	2,786	3,838	2,993	(24.4)	4.2
Seminole	2,541	2,350	2,763	15.0	6.4
Sequoyah	2,611	4,377	2,888	(34.0)	10.6
Stephens	3,389	3,025	2,120	(29.9)	(37.4)
Texas	672	2,923	2,163	6.9	221.9
Tillman	814	699	555	(20.6)	(31.8)
Tulsa	18,287	18,572	15,193	(18.2)	(16.9)

215

SUMMARY OF PERCENTAGE OF INCREASE OR (DECREASE) IN
CRIMINAL WORKLOAD BASED ON TOTAL CRIMINAL FILINGS

COUNTY	No. of cases filed		Annual Increase Or (Decrease) 1974 over 1973	6-year Comparison 1974 over 1969
	1969	1974		
Wagoner	2,959	1,928	(19.9)	(34.8)
Washington	1,432	1,242	(4.6)	(13.3)
Washita	1,292	1,745	33.6	35.1
Woods	835	654	(.8)	(21.7)
Woodward	1,150	1,104	3.0	(4.0)
TOTALS	177,792	172,797	7.3	(2.8)

TOTAL NUMBER OF CASES FILED AND TERMINATED
IN EACH COUNTY 1973-1974

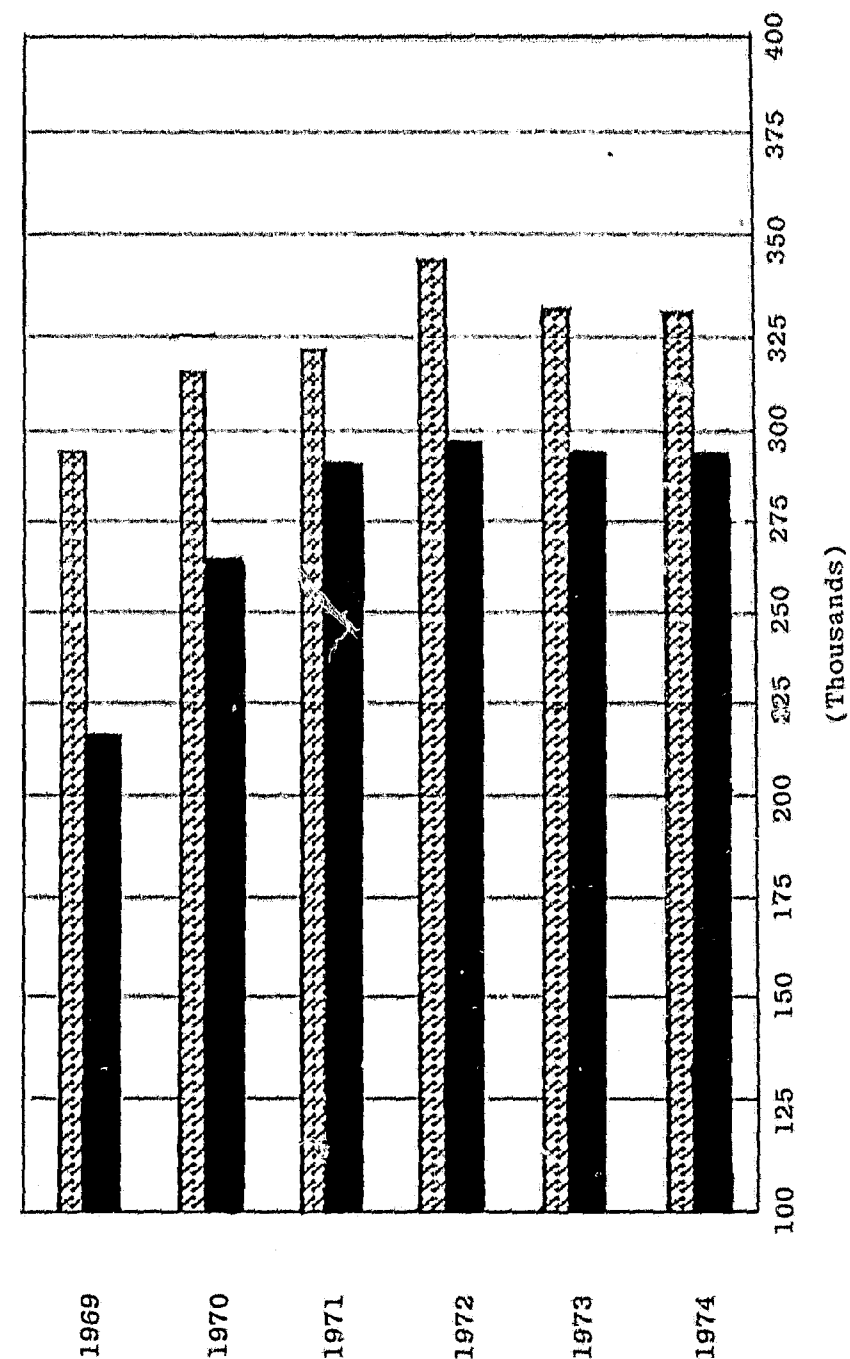
COUNTY	1973		1974	
	Filed	Terminated	Filed	Terminated
Adair	2,189	1,695	2,004	1,784
Alfalfa	854	844	910	851
Atoka	1,427	1,436	1,373	1,264
Beaver	1,040	1,088	1,212	1,148
Beckham	3,699	2,966	3,251	3,892
Blaine	1,421	1,283	1,482	1,454
Bryan	3,365	3,212	3,881	3,720
Caddo	5,084	4,543	4,697	4,404
Canadian	5,136	4,388	5,803	4,844
Carter	4,993	5,735	5,364	4,568
Cherokee	3,116	2,165	3,138	2,813
Choctaw	2,470	2,009	2,258	1,875
Cimarron	828	787	957	909
Cleveland	8,395	8,002	9,032	8,573
Coal	806	711	676	697
Comanche	13,306	7,513	10,972	8,779
Cotton	1,635	1,554	1,174	815
Craig	2,256	2,194	2,419	2,520
Creek	7,236	5,801	6,711	5,107
Custer	3,978	3,401	4,171	4,141
Delaware	2,469	1,729	2,408	1,696
Dewey	834	712	822	786
Ellis	559	557	727	712
Garfield	5,201	5,327	5,766	5,505
Garvin	4,358	3,456	3,993	3,421
Grady	4,918	5,855	4,691	3,949
Grant	1,107	812	649	546
Greer	764	746	575	548
Harmon	869	866	929	922
Harper	669	661	894	775
Haskell	1,244	1,300	1,198	1,120
Hughes	1,623	1,499	1,630	1,458
Jackson	3,554	3,186	3,533	3,416
Jefferson	1,397	1,222	1,493	1,237
Johnston	1,473	1,051	1,280	1,038
Kay	6,490	6,462	6,073	6,155
Kingfisher	1,849	1,886	1,734	1,678
Kiowa	1,540	1,333	1,688	1,609
Latimer	985	989	981	908
LeFlore	5,685	5,213	5,182	5,358
Lincoln	4,132	3,808	3,591	3,506
Logan	2,704	2,487	2,667	2,461

TOTAL NUMBER OF CASES FILED AND TERMINATED
IN EACH COUNTY 1973-1974

	1973		1974	
	Filed	Terminated	Filed	Terminated
Love	1,389	1,278	1,183	935
McClain	2,912	2,363	2,467	2,316
McCurtain	4,219	2,743	4,136	3,761
McIntosh	3,263	3,269	2,513	2,502
Major	1,201	1,045	1,353	1,298
Marshall	1,565	1,074	1,445	1,333
Mayes	3,693	3,474	3,942	3,537
Murray	2,986	2,636	4,023	3,415
Muskogee	7,322	4,967	7,557	6,495
Noble	1,610	1,579	1,781	1,733
Nowata	1,034	1,025	1,001	923
Oklfuskee	1,957	1,778	1,673	1,736
Oklahoma	49,694	37,578	54,096	40,163
Oklmulgee	4,908	4,886	4,596	3,791
Osage	3,521	2,571	3,104	2,465
Ottawa	4,555	2,999	3,807	2,684
Pawnee	2,156	1,830	2,633	2,048
Payne	6,446	6,363	6,492	6,564
Pittsburg	4,705	4,421	4,696	4,045
Pontotoc	3,030	2,653	3,353	3,071
Pottawatomie	5,616	4,652	7,243	6,831
Pushmataha	1,119	963	1,238	958
Roger Mills	380	356	307	441
Rogers	5,050	4,701	4,379	3,908
Seminole	4,374	4,281	4,589	4,789
Sequoyah	5,502	4,044	4,109	4,607
Stephens	4,619	3,927	3,944	3,816
Texas	3,246	2,867	3,210	3,101
Tillman	1,164	1,110	981	949
Tulsa	39,470	46,499	48,271	45,705
Wagoner	3,367	3,365	2,965	2,801
Washington	2,948	2,596	2,990	2,633
Washita	1,698	1,469	2,190	2,091
Woods	1,126	1,057	1,032	941
Woodward	1,776	1,360	1,851	1,406
TOTALS	329,151	286,263	329,139	292,754

TOTAL CASES FILED AND TERMINATED IN THE DISTRICT COURT

= Filed
 = Terminated



RATIO OF CASES TERMINATED TO CASES FILED

CIVIL AND CRIMINAL

"CIVIL" as used in the following section
includes Probate, Civil, Domestic and
Small Claims.

RATIO OF CIVIL CASES TERMINATED TO CIVIL CASES FILED
1974

COUNTY	No. of cases Filed	No. of Cases Terminated	% of Cases Terminated
1. Roger Mills	148	251	169.6
2. Coal	293	334	114.0
3. Harmon	164	179	109.1
4. Woods	378	398	105.3
5. Texas	1,047	1,086	103.7
6. Kay	2,547	2,609	102.4
7. Jackson	1,132	1,156	102.1
8. Okfuskee	518	529	102.1
9. Payne	2,927	2,973	101.6
10. Seminole	1,886	1,908	101.2
11. LeFlore	2,320	2,341	100.9
12. Sequoyah	1,221	1,232	100.9
13. Pottawatomie	2,513	2,526	100.5
14. Custer	1,197	1,197	100.0
15. Lincoln	1,142	1,134	99.3
16. McIntosh	679	674	99.3
17. Wagoner	1,037	1,023	98.6
18. Craig	799	784	98.1
19. Greer	258	251	97.3
20. Caddo	1,233	1,195	96.9
21. Major	416	403	96.9
22. Bryan	1,168	1,126	96.4
23. Noble	474	450	94.9
24. Dewey	316	299	94.6
25. Atoka	494	467	94.5
26. Alfalfa	327	309	94.5
27. Tillman	426	402	94.4
28. Kiowa	439	414	94.3
29. Stephens	1,824	1,720	94.3
30. Cleveland	4,326	4,075	94.2
31. Muskogee	3,581	3,365	94.0
32. Beaver	294	276	93.9
33. Beckham	789	740	93.8
34. Nowata	626	585	93.5
35. Adair	896	837	93.4
36. Garfield	2,422	2,258	93.2
37. Kingfisher	564	525	93.1
38. Tulsa	33,078	30,316	91.7
39. Garvin	1,188	1,087	91.5
40. Haskell	510	464	91.0
41. Pittsburg	2,161	1,941	89.8
42. Latimer	386	345	89.4
43. Washita	445	398	89.4
44. Cherokee	1,403	1,242	88.5
45. Pontotoc	1,555	1,371	88.2
46. Ellis	194	171	88.1
47. Rogers	1,476	1,288	87.3
48. Logan	1,002	868	86.6
49. Carter	2,570	2,198	85.5
50. McClain	552	371	85.5
51. Grant	225	192	85.3
52. Cimarron	228	194	85.1
53. Okmulgee	2,410	2,045	84.9
54. Washington	1,748	1,483	84.8
55. McCurtain	1,451	1,221	84.1

RATIO OF CIVIL CASES TERMINATED TO CIVIL CASES FILED
1974

COUNTY	No. of cases Filed	No. of Cases Terminated	% of Cases Terminated
56. Marshall	454	379	83.5
57. Blaine	716	596	83.2
58. Comanche	4,554	3,776	82.9
59. Choctaw	801	639	79.2
60. Mayes	1,612	1,279	79.3
61. Harper	201	159	79.1
62. Murray	496	390	78.6
63. Grady	1,600	1,204	75.3
64. Johnston	501	377	75.2
65. Hughes	778	578	74.3
66. Canadian	1,843	1,347	73.1
67. Love	244	178	73.0
68. Cotton	305	218	71.5
69. Pawnee	619	441	71.2
70. Oklahoma	38,191	26,836	70.3
71. Pushmataha	437	303	69.3
72. Osage	1,148	788	68.6
73. Jefferson	386	263	68.1
74. Woodward	747	495	66.3
75. Creek	2,392	1,514	63.3
76. Ottawa	1,865	1,171	62.8
77. Delaware	1,048	644	61.5
Totals	156,342	133,064	85.1

RATIO OF CRIMINAL CASES TERMINATED
TO CRIMINAL CASES FILED - 1974

COUNTY	No. of Cases Filed	No. of Cases Terminated	% of Cases Terminated
1. Beckham	2,462	3,152	128.0
2. Roger Mills	159	190	119.5
3. Sequoyah	2,888	3,375	116.9
4. Blaine	766	858	112.0
5. Craig	1,620	1,736	107.2
6. Seminole	2,703	2,881	106.6
7. LeFlore	2,862	3,017	105.4
8. Okfuskee	1,155	1,207	104.5
9. Ellis	533	541	101.5
10. Tulsa	15,193	15,389	101.3
11. Kay	3,526	3,546	100.6
12. McIntosh	1,834	1,838	99.7
13. Payne	3,565	3,549	99.6
14. Custer	2,974	2,944	99.0
15. Stephens	2,120	2,096	98.9
16. Tillman	555	547	98.6
17. Kingfisher	1,170	1,153	98.5
18. Noble	1,307	1,283	98.2
19. Cimarron	729	715	98.1
20. Garfield	3,344	3,247	97.1
21. Harmon	765	743	97.1
22. Washita	1,745	1,693	97.0
23. Lincoln	2,449	2,372	96.9
24. Mayes	2,330	2,258	96.9
25. McClain	1,915	1,844	96.3
26. Marshall	991	954	96.3
27. Dewey	506	487	96.2
28. Kiowa	1,249	1,195	95.7
29. Bryan	2,713	2,594	95.6
30. Cleveland	4,706	4,498	95.6
31. Major	937	896	95.6
32. Haskell	688	656	95.3
33. Beaver	918	872	95.0
34. Coal	383	363	94.8
35. Latimer	595	563	94.6
36. Logan	1,665	1,575	94.6
37. McCurtain	2,685	2,540	94.6
38. Pontotoc	1,798	1,700	94.5
39. Jackson	2,401	2,260	94.1
40. Texas	2,163	2,015	93.2
41. Alfalfa	583	542	93.0
42. Caddo	3,464	3,209	92.6
43. Washington	1,242	1,149	92.5
44. Wagoner	1,928	1,778	92.2
45. Hughes	852	780	91.5
46. Pottawatomie	4,730	4,305	91.0
47. Atoka	879	797	90.7
48. Cherokee	1,735	1,571	90.5
49. Rogers	2,903	2,620	90.3
50. Nowata	375	338	90.1
51. Harper	693	616	88.9
52. Grady	3,091	2,745	88.8
53. Canadian	3,960	3,497	88.3
54. Jefferson	1,107	974	88.0
55. Murray	3,527	3,025	85.8

RATIO OF CRIMINAL CASES TERMINATED
TO CRIMINAL CASES FILED - 1974

COUNTY	No. of Cases Filed	No. of Cases Terminated	% of Cases Terminated
56. Adair	1,108	950	85.7
57. Osage	1,956	1,677	85.7
58. Johnston	779	661	84.9
59. Carter	2,794	2,370	84.8
60. Choctaw	1,457	1,236	84.8
61. Oklahoma	15,905	13,327	83.8
62. Grant	424	354	83.5
63. Creek	4,319	3,593	83.2
64. Garvin	2,805	2,334	83.2
65. Pittsburg	2,535	2,104	83.0
66. Woods	654	543	82.5
67. Woodward	1,104	911	81.7
68. Pushmataha	801	655	80.6
69. Love	939	757	79.9
70. Okmulgee	2,186	1,746	79.8
71. Pawnee	2,014	1,607	79.8
72. Muskogee	3,795	3,128	78.7
73. Comanche	6,418	5,003	78.0
74. Ottawa	1,942	1,513	77.9
75. Delaware	1,360	1,052	77.4
76. Cotton	869	597	68.6
77. Greer	575	297	51.7
Totals	172,797	159,690	92.4

TOTAL DISPOSITIONS

Number By Trial

Number Without Trial

Percentage Without Trial

METHOD OF DISPOSITION

1974

COUNTY	(1) Civil Litigation				(2) Domestic Litigation			
	Total Dispositions	By Trial	Without Trial	% Without Trial	Total Dispositions	By Trial	Without Trial	% Without Trial
Adair	175	145	30	17.1	211	156	55	26.1
Alfalfa	52	42	10	19.2	66	38	28	42.4
Atoka	124	85	39	31.5	155	101	54	34.8
Beaver	47	12	35	74.5	70	65	5	7.1
Beckham	133	35	98	73.7	208	55	153	73.6
Blaine	76	33	43	56.6	132	61	71	53.8
Bryan	251	183	68	27.1	397	21	376	94.7
Caddo	152	14	138	90.8	358	59	299	83.5
Canadian	311	74	237	76.2	449	143	306	68.2
Carter	358	24	334	93.3	607	481	126	20.8
Cherokee	105	63	42	40.0	409	108	301	73.6
Choctaw	113	61	52	46.0	157	7	150	95.5
Cimarron	31	6	25	80.6	31	10	21	67.7
Cleveland	1,049	207	842	80.3	1,259	244	1,015	80.6
Coal	87	25	62	71.3	103	75	28	27.2
Comanche	715	171	544	76.1	1,336	453	883	66.1
Cotton	36	1	35	97.2	65	-0-	65	100.0
Craig	155	27	128	82.6	196	35	161	82.1
Creek	388	111	277	71.4	567	415	152	26.8
Custer	161	34	127	78.9	364	144	220	60.4
Delaware	137	5	132	96.4	168	11	157	93.5
Dewey	103	85	18	17.5	62	16	46	74.2
Ellis	39	20	19	48.7	34	15	19	55.9
Garfield	456	70	386	84.6	723	236	487	67.4

METHOD OF DISPOSITION

1974

232

COUNTY	(1) Civil Litigation				(2) Domestic Litigation			
	Total Dispositions	By Trial	Without Trial	% Without Trial	Total Dispositions	By Trial	Without Trial	% Without Trial
Garvin	260	99	161	61.9	231	175	56	24.2
Grady	293	37	256	87.4	373	77	296	79.4
Grant	47	15	32	68.1	26	8	18	69.2
Greer	41	14	27	65.9	72	13	59	81.9
Harmon	36	6	30	83.3	56	41	15	26.8
Harper	27	8	19	70.4	31	16	15	48.4
Haskell	85	15	70	82.4	109	14	95	87.2
Hughes	154	93	61	39.6	129	84	45	34.9
Jackson	154	30	124	80.5	654	63	591	90.4
Jefferson	58	7	51	87.9	54	29	25	46.3
Johnston	35	1	34	97.1	71	-0-	71	100.0
Kay	311	63	248	79.7	575	31	544	94.6
Kingfisher	91	14	77	84.6	106	15	91	85.8
Kiowa	83	10	73	88.0	115	27	88	76.5
Latimer	59	12	47	79.7	95	9	86	90.5
LeFlore	425	68	357	84.0	584	396	188	32.2
Lincoln	270	30	240	88.9	270	48	222	82.2
Logan	174	21	153	87.9	226	38	188	83.2
Love	43	1	42	97.7	58	4	54	93.1
McClain	61	39	22	36.1	65	45	20	30.8
McCurtain	75	12	63	84.0	132	106	26	19.7
McIntosh	292	71	221	75.7	357	97	260	72.8
Major	91	48	43	47.3	95	57	38	40.0
Marshall	123	32	91	74.0	162	28	134	82.7

METHOD OF DISPOSITION

1974

233

COUNTY	(1) Civil Litigation				(2) Domestic Litigation			
	Total Dispositions	By Trial	Without Trial	% Without Trial	Total Dispositions	By Trial	Without Trial	% Without Trial
Mayes	431	54	377	87.5	338	29	309	91.4
Murray	149	55	94	63.1	201	144	57	28.4
Muskogee	589	215	374	63.5	830	174	656	79.0
Noble	43	13	30	69.8	106	41	65	61.3
Nowata	68	62	6	8.8	112	91	21	18.8
Okfuskee	107	92	15	14.0	135	92	43	31.9
Oklahoma	9,748	2,405	7,342	75.3	8,570	442	8,128	94.8
Okmulgee	361	144	217	60.1	489	280	209	42.7
Osage	194	40	154	79.4	337	241	96	28.5
Ottawa	221	21	200	90.5	291	-0-	291	100.0
Pawnee	73	23	50	68.5	120	14	106	88.3
Payne	290	38	252	86.9	643	329	314	48.8
Pittsburg	518	281	237	45.8	491	58	433	88.2
Pontotoc	229	90	139	60.7	402	257	145	36.1
Pottawatomie	441	69	372	84.4	1,139	295	844	74.1
Pushmataha	118	4	114	96.6	104	8	96	92.3
Roger Mills	66	36	30	45.5	48	2	46	95.8
Rogers	337	33	304	90.2	448	85	363	81.0
Seminole	563	522	41	7.3	362	290	72	19.3
Sequoyah	302	40	262	86.8	396	87	309	78.0
Stephens	316	50	266	84.2	524	81	443	84.5
Texas	126	21	105	83.3	210	85	125	59.5
Tillman	61	56	5	8.2	127	72	55	43.3
Tulsa	6,034	382	5,652	93.7	6,287	317	5,970	95.0

METHOD OF DISPOSITION

1974

COUNTY	(1) Civil Litigation				(2) Domestic Litigation			
	Total Dispositions	By Trial	Without Trial	% Without Trial	Total Dispositions	By Trial	Without Trial	% Without Trial
Wagoner	230	122	108	47.0	323	145	178	55.1
Washington	303	47	256	84.5	488	42	446	91.4
Washita	75	7	68	90.7	124	72	52	41.9
Woods	34	5	29	85.3	85	24	61	71.8
Woodward	106	54	52	49.1	184	120	64	34.8

234

METHOD OF DISPOSITION

1974

COUNTY	Criminal Litigation (3) Felony				Criminal Litigation (4) Misdemeanors			
	Total Dispositions	By Trial	Without Trial	% Without Trial	Total Dispositions	By Trial	Without Trial	% Without Trial
Adair	53	34	19	35.8	894	575	319	35.7
Alfalfa	27	18	9	33.3	515	437	78	15.1
Atoka	123	59	64	52.0	674	192	482	71.5
Beaver	32	3	29	90.6	840	117	723	86.1
Beckham	93	1	92	98.9	3,059	12	3,047	99.6
Blaine	50	2	48	96.0	808	3	805	99.6
Bryan	142	11	131	92.3	2,452	9	2,443	99.6
Caddo	106	9	97	91.5	3,103	79	3,024	97.5
Canadian	176	1	175	99.4	3,321	289	3,032	91.3
Carter	192	16	176	91.7	2,178	93	2,085	95.7
Cherokee	91	2	89	97.8	1,480	328	1,152	77.8
Choctaw	144	8	136	94.4	1,092	174	918	84.1
Cimarron	37	1	36	97.3	191	8	183	95.8
Cleveland	799	151	648	81.1	3,699	866	2,833	76.6
Coal	38	-0-	38	100.	325	35	290	89.2
Comanche	711	34	677	95.2	4,292	105	4,187	97.6
Cotton	30	-0-	30	100.	567	9	558	98.4
Craig	86	-0-	86	100.	1,358	15	1,343	98.9
Creek	138	3	135	97.8	3,485	560	2,925	83.9
Custer	150	4	146	97.3	2,794	-0-	2,794	100.
Delaware	41	2	39	95.1	919	86	833	90.6
Dewey	47	4	43	91.5	440	319	121	27.5
Ellis	11	2	9	81.8	454	3	451	99.3
Garfield	229	9	220	96.1	3,018	111	2,907	96.3

235

METHOD OF DISPOSITION

1974

COUNTY	Criminal Litigation (3) Felony				Criminal Litigation (4) Misdemeanors			
	Total Dispositions	By Trial	Without Trial	% Without Trial	Total Dispositions	By Trial	Without Trial	% Without Trial
Garvin	106	10	96	90.6	2,228	495	1,733	77.8
Grady	115	8	107	93.0	2,630	703	1,927	73.3
Grant	23	5	18	78.3	229	5	224	97.8
Greer	20	2	18	90.0	277	4	273	98.6
Harmon	33	1	32	97.0	711	1	710	99.9
Harper	9	2	7	77.8	607	54	553	91.1
Haskell	35	3	32	91.4	317	-0-	317	100.
Hughes	43	23	20	46.5	737	79	658	89.3
Jackson	170	6	164	96.5	2,090	5	2,085	99.8
Jefferson	39	3	36	92.3	935	3	932	99.7
Johnston	34	1	33	97.1	627	-0-	627	100.
Kay	124	8	116	93.5	3,422	41	3,381	98.8
Kingfisher	45	2	43	95.6	1,108	6	1,102	99.5
Kiowa	43	9	34	79.1	1,152	18	1,134	98.4
Latimer	78	9	69	88.5	485	21	464	95.7
LeFlore	225	65	160	71.1	2,792	120	2,672	95.7
Lincoln	129	14	115	89.1	2,243	111	2,132	95.1
Logan	88	7	81	92.0	1,507	92	1,415	93.9
Love	13	1	12	92.3	744	2	742	99.7
McClain	18	1	17	94.4	878	17	861	98.1
McCurain	83	-0-	83	100.	871	39	832	95.5
McIntosh	190	6	184	96.8	2,068	208	1,860	89.9
Major	51	8	43	84.3	2,974	2,474	500	16.8
Marshall	89	17	72	80.9	1,755	143	1,612	91.9

236

METHOD OF DISPOSITION

1974

COUNTY	Criminal Litigation (3) Felony				Criminal Litigation (4) Misdemeanors			
	Total Dispositions	By Trial	Without Trial	% Without Trial	Total Dispositions	By Trial	Without Trial	% Without Trial
Mayes	166	26	140	84.3	2,374	4	2,370	99.8
Murray	96	6	90	93.8	1,732	9	1,723	99.5
Muskogee	272	12	260	95.6	2,998	124	2,874	95.9
Noble	52	19	33	63.5	1,231	212	1,019	82.8
Nowata	40	20	20	50.0	305	235	70	23.0
Okfuskee	46	31	15	32.6	1,064	453	611	57.4
Oklahoma	3,431	366	3,065	89.3	9,896	336	9,560	96.6
Okmulgee	186	24	162	87.1	1,560	17	1,543	98.9
Osage	90	22	68	75.6	591	119	472	79.9
Ottawa	59	1	58	98.3	1,454	-0-	1,454	100.
Pawnee	30	3	27	90.0	1,577	-0-	1,577	100.
Payne	295	9	286	96.9	3,257	10	3,247	99.7
Pittsburg	156	13	143	91.7	1,948	139	1,809	92.9
Pontotoc	148	12	136	91.9	1,552	13	1,539	99.2
Pottawatomie	649	74	575	88.6	3,656	537	3,119	85.3
Pushmataha	37	2	35	94.6	622	1	621	98.8
Roger Mills	43	2	41	95.3	147	2	145	98.6
Rogers	132	8	124	93.9	2,551	698	1,853	72.6
Seminole	388	52	336	86.6	2,093	70	2,023	96.7
Sequoyah	131	10	121	92.4	3,244	32	3,212	99.0
Stephens	175	8	167	95.4	1,938	166	1,772	91.4
Texas	228	20	208	91.2	1,787	324	1,463	81.9
Tillman	74	30	44	59.5	463	5	458	98.9
Tulsa	2,762	142	2,620	94.9	12,627	3,601	9,026	71.5

237

METHOD OF DISPOSITION

1974

COUNTY	Criminal Litigation (3) Felony				Criminal Litigation (4) Misdemeanors			
	Total Dispositions	By Trial	Without Trial	% Without Trial	Total Dispositions	By Trial	Without Trial	% Without Trial
Wagoner	64	8	56	87.5	1,714	24	1,690	98.6
Washington	134	3	131	97.8	1,015	52	963	94.9
Washita	74	6	68	91.9	1,619	449	1,170	72.3
Woods	46	21	25	54.3	497	1	496	99.8
Woodward	38	1	37	97.4	882	269	613	69.5

238

METHOD OF DISPOSITION

1974

COUNTY	(5) Probate				(6) Small Claims			
	Total Dispositions	By Trial	Without Trial	% Without Trial	Total Dispositions	By Trial	Without Trial	% Without Trial
Adair	113	-0-	113	100.	338	9	329	97.3
Alfalfa	118	-0-	118	100.	73	1	72	98.6
Atoka	85	-0-	85	100.	106	19	87	82.1
Beaver	97	1	96	99.	62	11	51	82.3
Beckham	108	30	78	72.2	160	5	155	96.9
Blaine	112	2	110	98.2	276	27	249	90.2
Bryan	199	1	198	99.5	279	100	179	64.2
Caddo	225	20	205	91.1	363	155	208	57.3
Canadian	169	3	166	98.2	418	133	285	68.2
Carter	277	5	272	98.2	956	128	828	86.6
Cherokee	127	-0-	127	100.	588	68	520	88.4
Choctaw	13	-0-	13	100.	343	35	308	89.8
Cimarron	57	57	-0-	00.	78	43	35	44.9
Cleveland	332	3	329	99.1	1,435	479	956	66.6
Coal	28	-0-	28	100.	116	8	108	93.1
Comanche	372	97	275	73.9	1,352	856	496	36.7
Cotton	25	-0-	25	100.	92	3	89	96.7
Craig	173	10	163	94.2	290	182	108	37.2
Creek	236	31	205	86.9	323	60	263	81.4
Custer	186	**	**	**	486	81	405	83.3
Delaware	71	-0-	71	100.	268	-0-	268	100.
Dewey	80	-0-	80	100.	54	2	52	96.3
Ellis	62	3	59	95.2	36	3	33	91.7
Garfield	473	1	472	99.8	606	84	522	86.1

239

METHOD OF DISPOSITION

1974

240

COUNTY	(5) Probate				(6) Small Claims			
	Total Dispositions	By Trial	Without Trial	% Without Trial	Total Dispositions	By Trial	Without Trial	% Without Trial
Garvin	283	3	280	98.9	313	65	248	79.2
Grady	167	4	163	97.6	371	166	205	55.3
Grant	84	*	*	*	31	3	28	90.3
Greer	85	-0-	85	100.	53	6	47	88.7
Harmon	55	-0-	55	100.	32	5	27	84.4
Harper	34	1	33	97.1	39	1	38	97.4
Haskell	30	1	29	96.7	245	29	216	88.2
Hughes	158	10	148	93.7	237	27	210	88.6
Jackson	174	8	166	95.6	174	49	125	71.8
Jefferson	26	1	25	96.2	124	34	90	72.6
Johnston	48	-0-	48	100.	223	-0-	223	100.
Kay	437	2	435	99.5	1,286	109	1,177	91.5
Kingfisher	141	1	140	99.3	181	-0-	181	100.
Kiowa	131	9	122	93.1	85	18	67	78.8
Latimer	74	10	64	86.5	117	12	105	89.7
LeFlore	236	35	201	85.2	1,113	813	300	27.0
Lincoln	232	66	166	71.6	362	34	328	90.6
Logan	173	1	172	99.4	295	53	242	82.0
Love	35	-0-	35	100.	32	20	12	37.5
McClain	83	2	81	97.6	189	4	185	97.9
McCurtain	64	-0-	64	100.	108	14	94	87.0
McIntosh	215	4	211	98.1	415	56	359	86.5
Major	73	2	71	97.3	131	83	48	36.6
Marshall	79	-0-	79	100.	108	12	96	88.9

* Breakdown not available to this office

METHOD OF DISPOSITION

1974

241

COUNTY	(5) Probate				(6) Small Claims			
	Total Dispositions	By Trial	Without Trial	% Without Trial	Total Dispositions	By Trial	Without Trial	% Without Trial
Mayes	78	1	77	98.7	346	-0-	346	100.
Murray	127	29	98	77.2	197	10	187	94.9
Muskogee	327	57	270	82.6	1,643	86	1,557	94.8
Noble	112	-0-	112	100.	189	50	139	73.5
Nowata	92	-0-	92	100.	313	9	304	97.1
Okfuskee	83	18	65	78.3	204	87	117	57.4
Oklahoma	2,514	-0-	2,514	100.	6,004	418	5,586	93.0
Okmulgee	274	25	249	90.9	902	409	493	54.7
Osage	114	*	*	*	170	35	135	79.4
Ottawa	75	2	73	97.3	566	94	472	83.4
Pawnee	51	12	39	76.5	167	20	147	88.0
Payne	205	-0-	205	100.	1,830	*	*	*
Pittsburg	167	2	165	98.8	765	2	763	99.7
Pontotoc	162	*	*	*	612	*	*	*
Pottawatomie	395	2	393	99.5	625	101	524	83.8
Pushmataha	37	32	5	13.5	44	14	30	68.2
Roger Mills	109	20	89	81.7	28	1	27	96.4
Rogers	175	3	172	98.3	361	62	299	82.8
Seminole	413	92	321	77.7	542	483	59	10.9
Sequoyah	131	7	124	94.7	403	3	400	99.3
Stephens	243	5	238	97.9	639	36	603	94.4
Texas	159	4	155	97.5	579	32	547	94.5
Tillman	110	110	-0-	00.	107	107	-0-	00.
Tulsa	418	398	20	4.8	14,880	4,410	10,470	70.4

*Breakdown not available to this office

METHOD OF DISPOSITION

1974

COUNTY	(5) Probate			(6) Small Claims			
	Total Dispositions	By Trial	Without Trial	Total Dispositions	By Trial	Without Trial	% Without Trial
Wagoner	130	2	128	340	127	213	62.6
Washington	249	21	228	443	103	340	76.7
Washita	122	-0-	122	77	33	44	57.1
Woods	145	2	143	134	6	128	95.5
Woodward	89	-0-	89	114	55	59	51.8

Judicial Districts	DISPOSITION METHOD					
	Felony	By Jury Trial	By Court Trial	On Demurrer, Motion to Quash Abatement or Dismissal by Court	By Guilty Plea	On Dismissal by State
1 Filed since 1/1/74 Pending as of 12/31/74 Terminated since 1/1/74	370 422 306	9	17	2	80	198
2 Filed since 1/1/74 Pending as of 12/31/74 Terminated since 1/1/74	334 188 349	9	3	30	146	162
3 Filed since 1/1/74 Pending as of 12/31/74 Terminated since 1/1/74	475 429 361	17	34	94	131	85
4 Filed since 1/1/74 Pending as of 12/31/74 Terminated since 1/1/74	659 450 523	23	40	49	228	183
5 Filed since 1/1/74 Pending as of 12/31/74 Terminated since 1/1/74	1476 1740 1176	51	11	63	483	568
7 Filed since 1/1/74 Pending as of 12/31/74 Terminated since 1/1/74	4714 5357 3607	194	173	341	1600	1299
8 Filed since 1/1/74 Pending as of 12/31/74 Terminated since 1/1/74	216 139 176	8	19	12	93	44
9 Filed since 1/1/74 Pending as of 12/31/74 Terminated since 1/1/74	406 114 363	16	-0-	76	81	210

	Judicial Districts	DISPOSITION METHOD					
		Felony	By Jury Trial	By Court Trial	On Demurrer, Motion to Quash Abatement or Dismissal by Court	By Guilty Plea	On Dismissal by State
10	Filed since 1/1/74 Pending as of 12/31/74 Terminated since 1/1/74	108 97 88	3	10	10	56	56
11	Filed since 1/1/74 Pending as of 12/31/74 Terminated since 1/1/74	252 170 170	5	18	20	65	65
12	Filed since 1/1/74 Pending as of 12/31/74 Terminated since 1/1/74	465 521 389	6	8	47	177	170
13	Filed since 1/1/74 Pending as of 12/31/74 Terminated since 1/1/74	277 219 100	2	1	17	52	28
14	Filed since 1/1/74 Pending as of 12/31/74 Terminated since 1/1/74	3132 308 2792	102	43	576	1395	676
15	Filed since 1/1/74 Pending as of 12/31/74 Terminated since 1/1/74	876 635 611	12	54	122	183	240
16	Filed since 1/1/74 Pending as of 12/31/74 Terminated since 1/1/74	339 169 338	45	32	69	82	110
17	Filed since 1/1/74 Pending as of 12/31/74 Terminated since 1/1/74	457 255 334	21	15	48	115	148

	Judicial Districts	DISPOSITION METHOD					
		Felony	By Jury Trial	By Court Trial	On Demurrer, Motion to Quash Abatement or Dismissal by Court	By Guilty Plea	On Dismissal by State
18	Filed since 1/1/74 Pending as of 12/31/74 Terminated since 1/1/74	357 285 252	18	1	47	94	92
19	Filed since 1/1/74 Pending as of 12/31/74 Terminated since 1/1/74	141 142 142	11	-0-	27	70	34
20	Filed since 1/1/74 Pending as of 12/31/74 Terminated since 1/1/74	526 617 373	11	15	58	136	153
21	Filed since 1/1/74 Pending as of 12/31/74 Terminated since 1/1/74	1112 677 994	13	165	364	245	207
22	Filed since 1/1/74 Pending as of 12/31/74 Terminated since 1/1/74	558 458 579	58	29	21	409	51
23	Filed since 1/1/74 Pending as of 12/31/74 Terminated since 1/1/74	746 588 778	22	66	114	87	489
24	Filed since 1/1/74 Pending as of 12/31/74 Terminated since 1/1/74	593 630 369	18	40	38	107	167
25	Filed since 1/1/74 Pending as of 12/31/74 Terminated since 1/1/74	138 52 161	7	52	55	23	24

	Judicial Districts	Misdemeanor	DISPOSITION METHOD				
			By Jury Trial	By Court Trial	On Demurrer, Motion to Quash Abatement or Dismissal by Court	By Guilty Plea	On Dismissal by State
1	Filed since 1/1/74 Pending as of 12/31/74 Terminated since 1/1/74	4133 1117 3912	6	497	98	2467	357
2	Filed since 1/1/74 Pending as of 12/31/74 Terminated since 1/1/74	6876 1235 7518	12	10	142	6435	843
3	Filed since 1/1/74 Pending as of 12/31/74 Terminated since 1/1/74	5475 2196 5334	11	466	284	3547	1016
4	Filed since 1/1/74 Pending as of 12/31/74 Terminated since 1/1/74	8829 1521 8468	19	1149	282	6367	558
5	Filed since 1/1/74 Pending as of 12/31/74 Terminated since 1/1/74	15593 15393 13448	66	999	710	10504	1186
7	Filed since 1/1/74 Pending as of 12/31/74 Terminated since 1/1/74	15151 6985 13217	38	587	692	11139	761
8	Filed since 1/1/74 Pending as of 12/31/74 Terminated since 1/1/74	4617 374 4653	2	251	607	3516	277
9	Filed since 1/1/74 Pending as of 12/31/74 Terminated since 1/1/74	4884 644 4761	9	93	78	4290	294

CONTINUED

3 OF 5

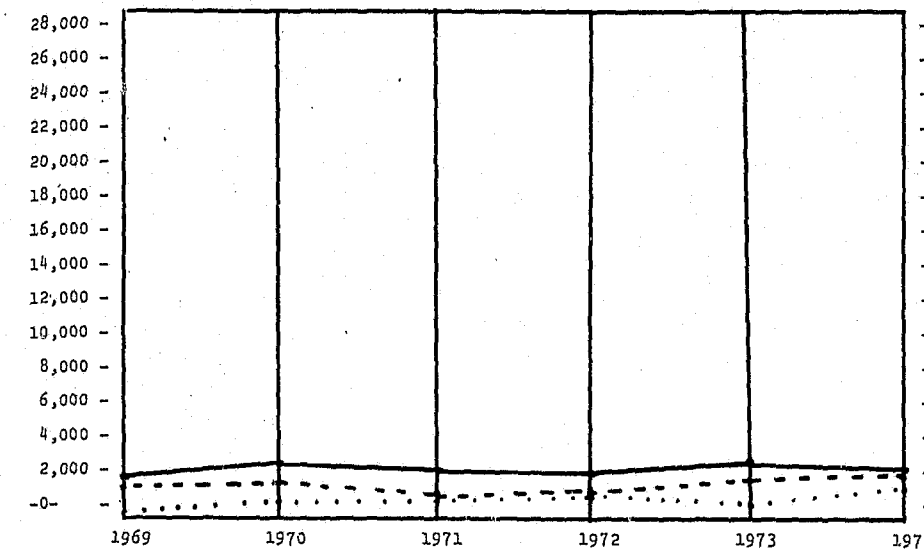
	Judicial Districts	DISPOSITION METHOD					
		Misdemeanor	By Jury Trial	By Court Trial	On Demurrer, Motion to Quash Abatement or Dismissal by Court	By Guilty Plea	On Dismissal by State
1	Filed since 1/1/74 Pending as of 12/31/74 Terminated since 1/1/74	4133 1117 3912	6	497	98	2467	357
2	Filed since 1/1/74 Pending as of 12/31/74 Terminated since 1/1/74	6876 1235 7518	12	10	142	6435	843
3	Filed since 1/1/74 Pending as of 12/31/74 Terminated since 1/1/74	5475 2196 5334	11	466	284	3547	1016
4	Filed since 1/1/74 Pending as of 12/31/74 Terminated since 1/1/74	8829 1521 8468	19	1149	282	6367	558
5	Filed since 1/1/74 Pending as of 12/31/74 Terminated since 1/1/74	15593 15391 13448	66	999	710	10504	1186
7	Filed since 1/1/74 Pending as of 12/31/74 Terminated since 1/1/74	15151 6965 13217	38	587	692	11139	761
8	Filed since 1/1/74 Pending as of 12/31/74 Terminated since 1/1/74	4617 374 4653	2	251	607	3516	277
9	Filed since 1/1/74 Pending as of 12/31/74 Terminated since 1/1/74	4884 644 4761	9	93	78	4290	294

	Judicial Districts	DISPOSITION METHOD					
		Misdemeanor	By Jury Trial	By Court Trial	On Demurrer, Motion to Quash Abatement or Dismissal by Court	By Guilty Plea	On Dismissal by State
10	Filed since 1/1/74 Pending as of 12/31/74 Terminated since 1/1/74	1848 456 1589	1	34	224	1462	85
11	Filed since 1/1/74 Pending as of 12/31/74 Terminated since 1/1/74	1365 400 1317	5	276	27	894	112
12	Filed since 1/1/74 Pending as of 12/31/74 Terminated since 1/1/74	6388 3051 6225	12	909	533	4077	446
13	Filed since 1/1/74 Pending as of 12/31/74 Terminated since 1/1/74	3025 744 2465	-0-	86	66	1923	298
14	Filed since 1/1/74 Pending as of 12/31/74 Terminated since 1/1/74	14075 3316 14204	8	3593	77	11362	164
15	Filed since 1/1/74 Pending as of 12/31/74 Terminated since 1/1/74	10758 2632 10188	131	952	609	8341	297
16	Filed since 1/1/74 Pending as of 12/31/74 Terminated since 1/1/74	3806 810 3898	14	127	125	3324	308
17	Filed since 1/1/74 Pending as of 12/31/74 Terminated since 1/1/74	4486 611 4088	30	149	219	3273	417

	Judicial Districts	DISPOSITION METHOD					
		Misdemeanor	By Jury Trial	By Court Trial	On Demurrer, Motion to Quash Abatement or Dismissal by Court	By Guilty Plea	On Dismissal by State
18	Filed since 1/1/74 Pending as of 12/31/74 Terminated since 1/1/74	4012 906 3680	-0-	148	165	3036	331
19	Filed since 1/1/74 Pending as of 12/31/74 Terminated since 1/1/74	2572 424 2452	8	1	23	2344	76
20	Filed since 1/1/74 Pending as of 12/31/74 Terminated since 1/1/74	8504 2148 7394	3	2605	740	3685	361
21	Filed since 1/1/74 Pending as of 12/31/74 Terminated since 1/1/74	8314 2970 7682	7	1497	439	5002	737
22	Filed since 1/1/74 Pending as of 12/31/74 Terminated since 1/1/74	4795 1211 4782	36	126	48	4053	119
23	Filed since 1/1/74 Pending as of 12/31/74 Terminated since 1/1/74	6433 1816 5899	15	633	367	4455	429
24	Filed since 1/1/74 Pending as of 12/31/74 Terminated since 1/1/74	7067 3649 6177	6	994	1084	3661	334
25	Filed since 1/1/74 Pending as of 12/31/74 Terminated since 1/1/74	1124 193 999	-0-	227	35	645	92

COMPARATIVE GRAPHS
OF CASES
FILED, TERMINATED & PENDING

ADAIR COUNTY

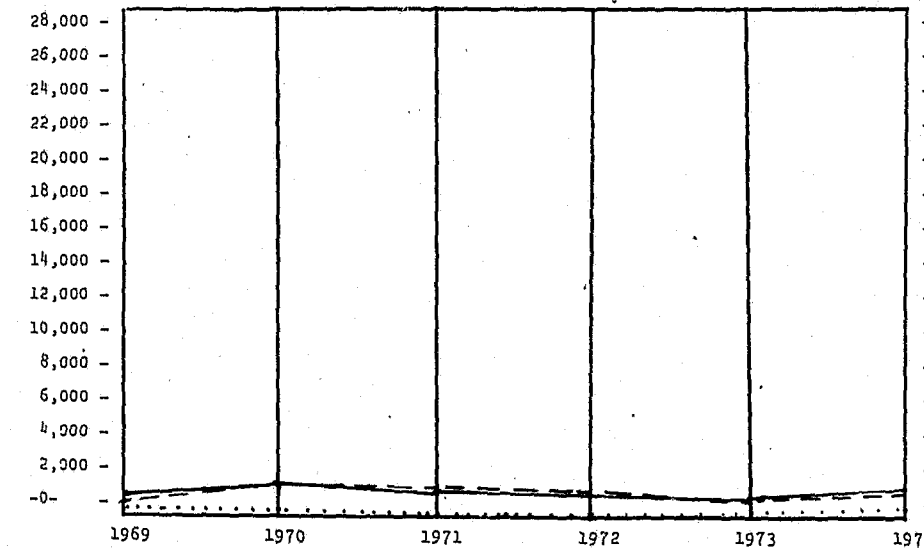


TOTAL - 1969-1974

Year	Total Filings	Total Terminations	Cases Pending 12/31
1969	1,686	1,303	402
1970	2,177	1,358	707
1971	1,960	1,196	736
1972	1,885	1,240	788
1973	2,189	1,695	592
1974	2,004	1,784	812

Key:
 Filed _____
 Terminated - - - - -
 Pending

ALFALFA COUNTY

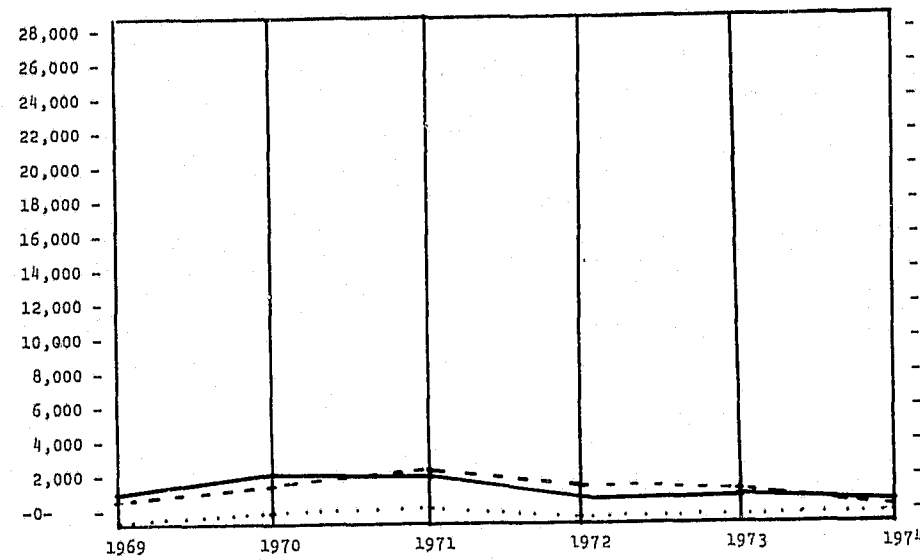


TOTAL - 1969-1974

Year	Total Filings	Total Terminations	Cases Pending 12/31
1969	905	820	159
1970	1,163	1,082	225
1971	1,013	1,056	162
1972	1,009	1,010	161
1973	854	844	170
1974	910	851	229

Key:
 Filed _____
 Terminated - - - - -
 Pending

ATOKA COUNTY

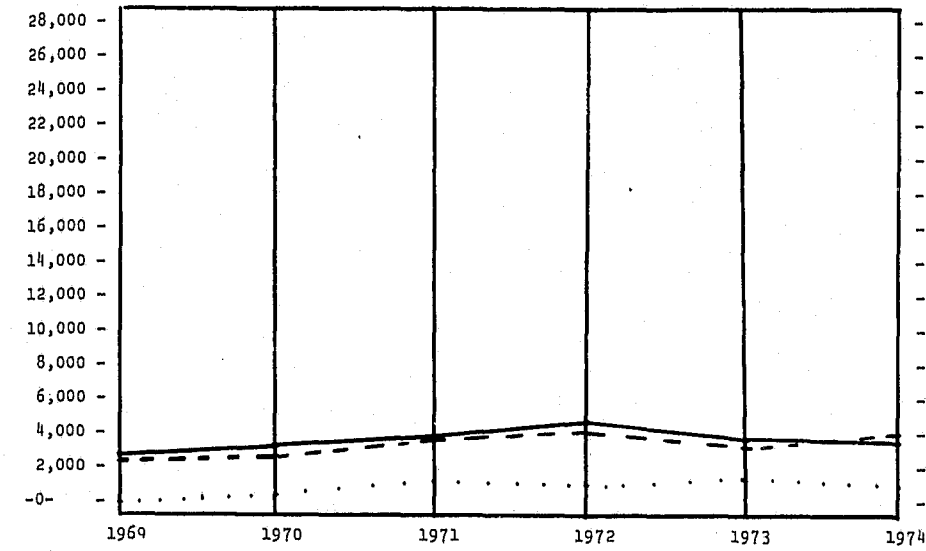


TOTAL - 1969-1974

Year	Total Filings	Total Terminations	Cases Pending 12/31
1969	1,491	1,366	154
1970	2,096	1,646	441
1971	1,887	1,908	459
1972	1,411	1,534	311
1973	1,427	1,436	312
1974	1,373	1,264	421

Key:
 Filed ———
 Terminated - - - -
 Pending

BECKHAM COUNTY

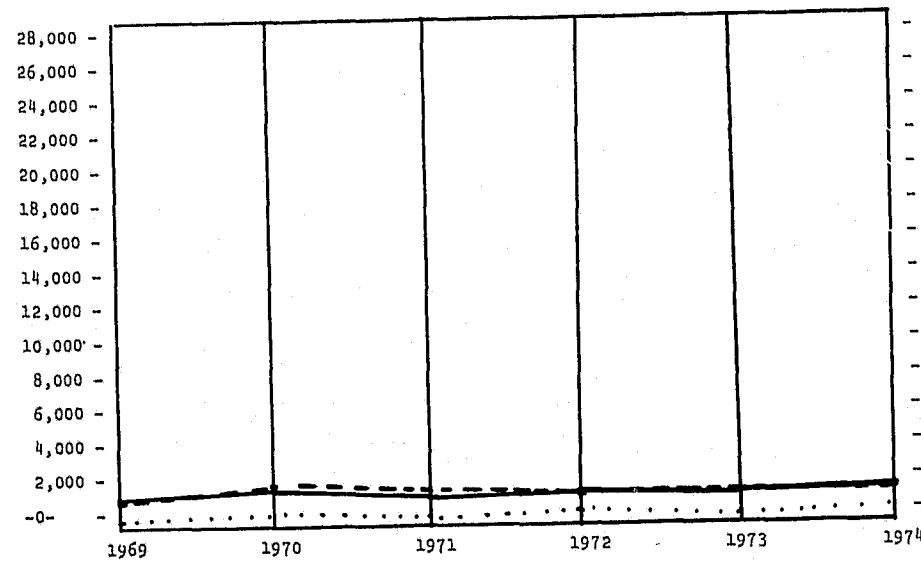


TOTAL - 1969-1974

Year	Total Filings	Total Terminations	Cases Pending 12/31
1969	2,915	2,306	439
1970	3,062	2,669	635
1971	3,733	3,117	1,173
1972	4,729	3,904	962
1973	3,699	2,996	1,533
1974	3,251	3,892	821

Key:
 Filed ———
 Terminated - - - -
 Pending

BEAVER COUNTY

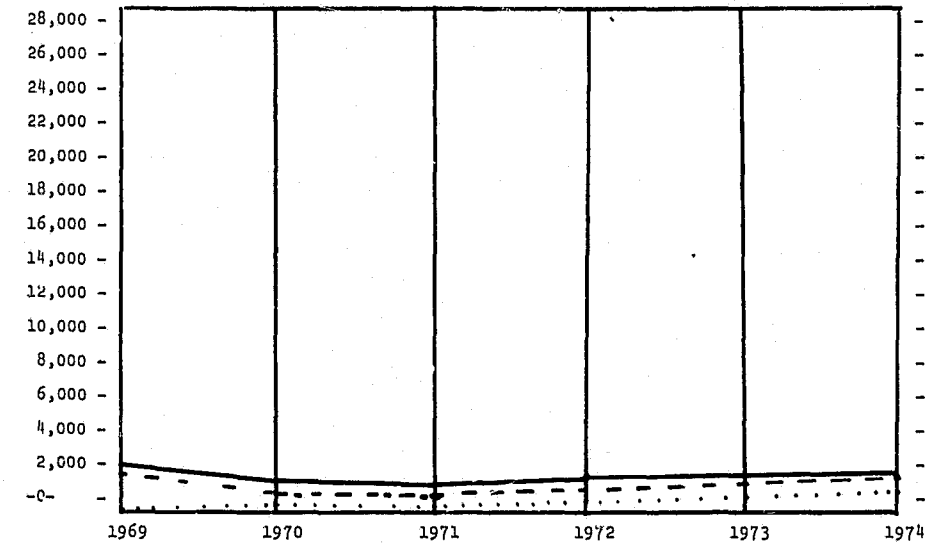


TOTAL - 1969-1974

Year	Total Filings	Total Terminations	Cases Pending 12/31
1969	1,227	1,011	214
1970	1,417	1,426	405
1971	1,094	1,124	376
1972	1,130	1,099	406
1973	1,040	1,088	358
1974	1,212	1,148	422

Key:
 Filed ———
 Terminated - - - -
 Pending

BLAINE COUNTY

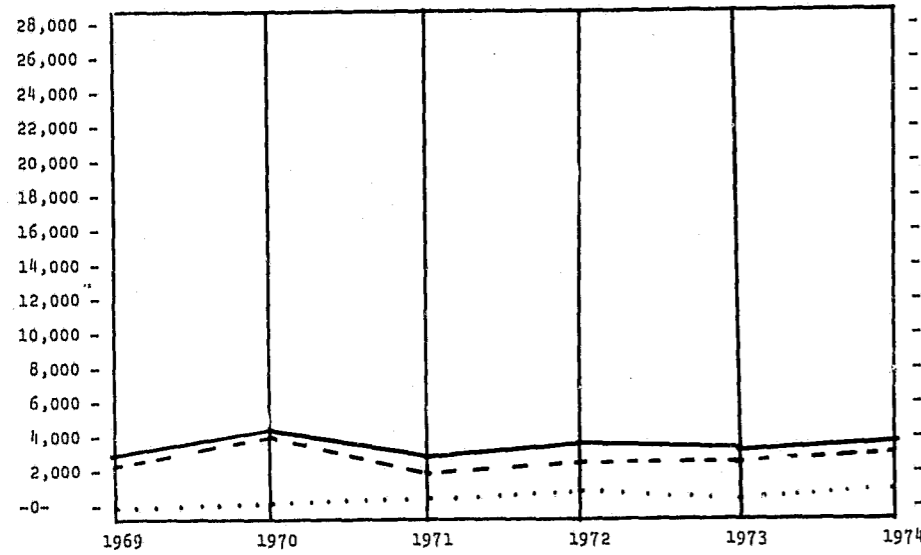


TOTAL - 1969-1974

Year	Total Filings	Total Terminations	Cases Pending 12/31
1969	1,964	1,680	284
1970	1,193	1,041	386
1971	1,070	1,010	439
1972	1,205	1,078	544
1973	1,421	1,283	682
1974	1,482	1,454	710

Key:
 Filed ———
 Terminated - - - -
 Pending

BRYAN COUNTY

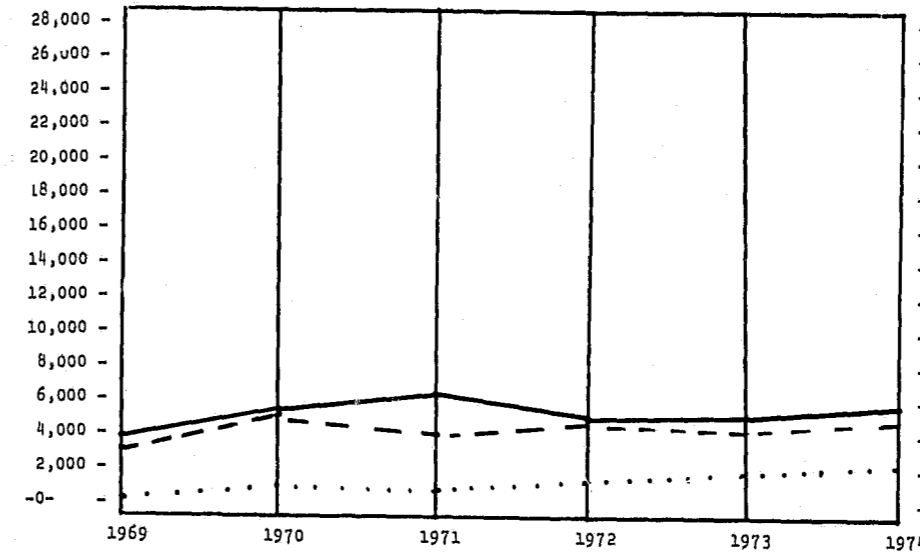


TOTAL - 1969-1974

Year	Total Filings	Total Terminations	Cases Pending 12/31
1969	3,317	2,813	504
1970	4,471	4,218	717
1971	3,073	2,527	1,114
1972	3,537	2,850	1,326
1973	3,365	3,212	959
1974	3,881	3,720	1,143

Key:
 Filed ———
 Terminated - - - -
 Pending ·····

CANADIAN COUNTY

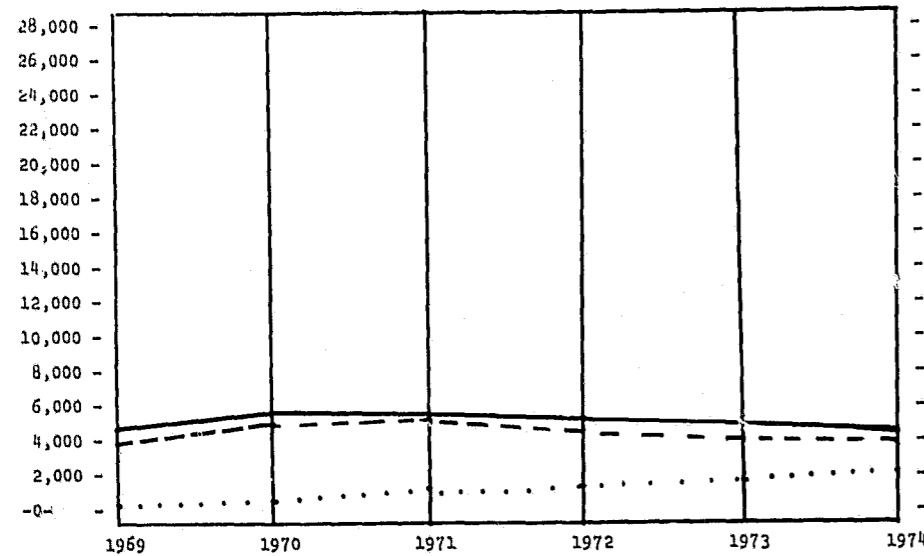


TOTAL - 1969-1974

Year	Total Filings	Total Terminations	Cases Pending 12/31
1969	3,934	3,416	520
1970	5,456	5,005	1,116
1971	6,086	4,161	991
1972	5,075	4,774	1,274
1973	5,136	4,388	1,377
1974	5,803	4,844	2,332

Key:
 Filed ———
 Terminated - - - -
 Pending ·····

CADDO COUNTY

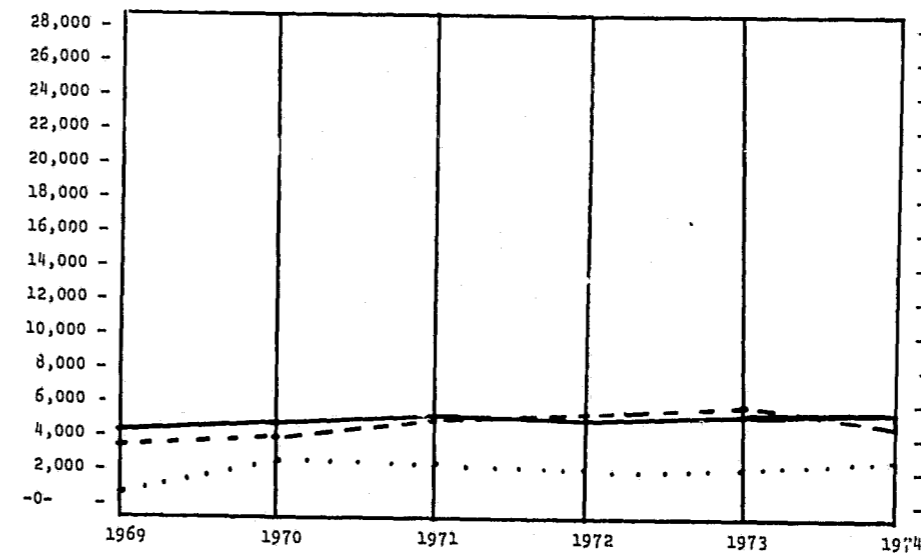


TOTAL - 1969-1974

Year	Total Filings	Total Terminations	Cases Pending 12/31
1969	4,622	3,966	676
1970	5,793	5,471	963
1971	5,743	5,522	1,399
1972	5,452	5,000	1,588
1973	5,084	4,543	1,917
1974	4,697	4,404	2,210

Key:
 Filed ———
 Terminated - - - -
 Pending ·····

CARTER COUNTY

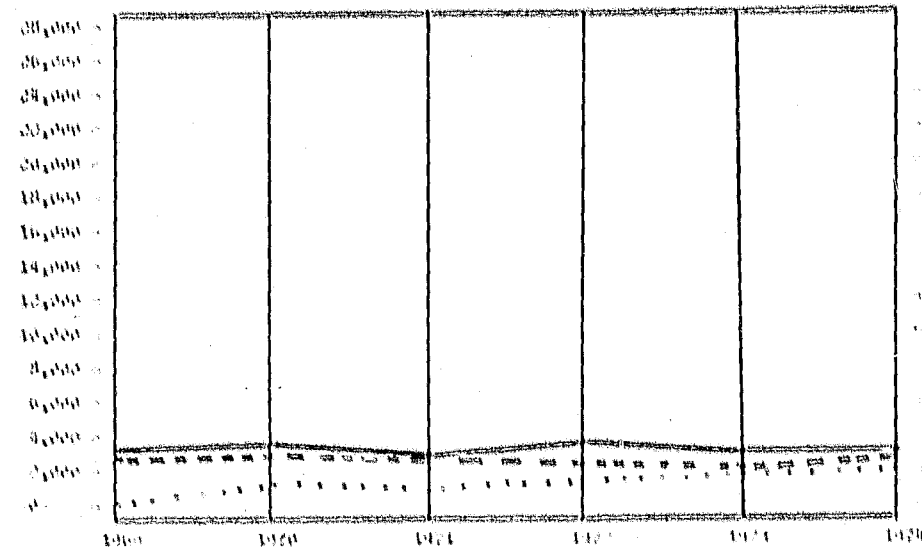


TOTAL - 1969-1974

Year	Total Filings	Total Terminations	Cases Pending 12/31
1969	4,202	3,319	893
1970	4,511	3,805	2,571
1971	5,014	4,638	2,214
1972	4,838	4,990	1,899
1973	4,993	5,735	2,022
1974	5,364	4,568	2,706

Key:
 Filed ———
 Terminated - - - -
 Pending ·····

CHEROKEE COUNTY

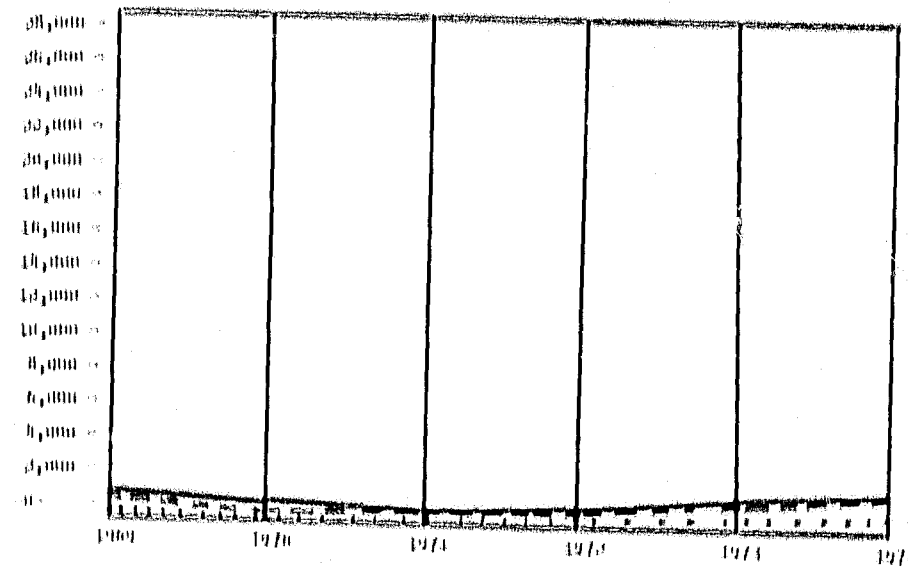


TOTAL - 1969-1974

Year	Total Population	Total Farm Population	Total Non-Farm Population
1969	4,694	4,670	24
1970	4,661	4,638	23
1971	4,691	4,641	50
1972	4,669	4,587	82
1973	4,616	4,568	148
1974	4,640	4,513	127

Key:
 Total Population
 Total Farm Population
 Total Non-Farm Population

CIMARRON COUNTY

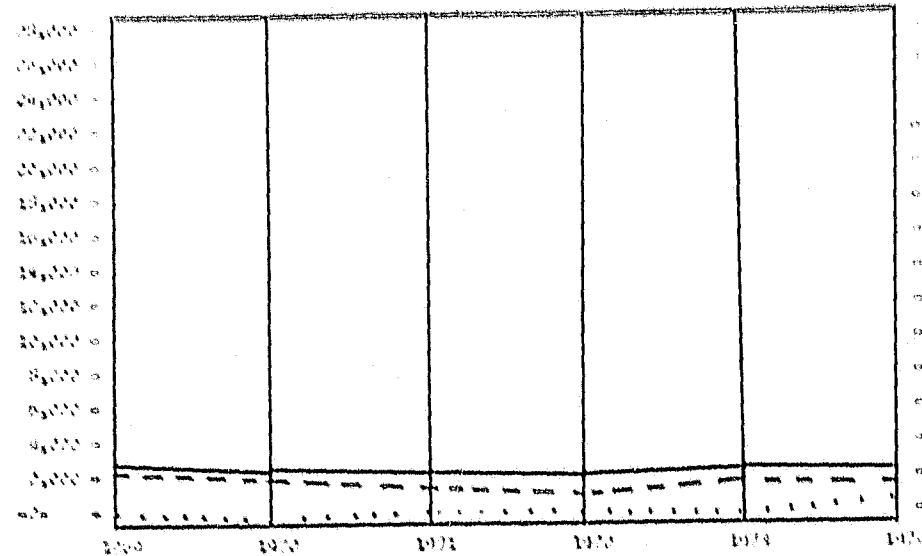


TOTAL - 1969-1974

Year	Total Population	Total Farm Population	Total Non-Farm Population
1969	1,309	1,083	226
1970	493	346	146
1971	383	348	35
1972	470	438	32
1973	878	787	91
1974	957	909	48

Key:
 Total Population
 Total Farm Population
 Total Non-Farm Population

CHOCTAW COUNTY

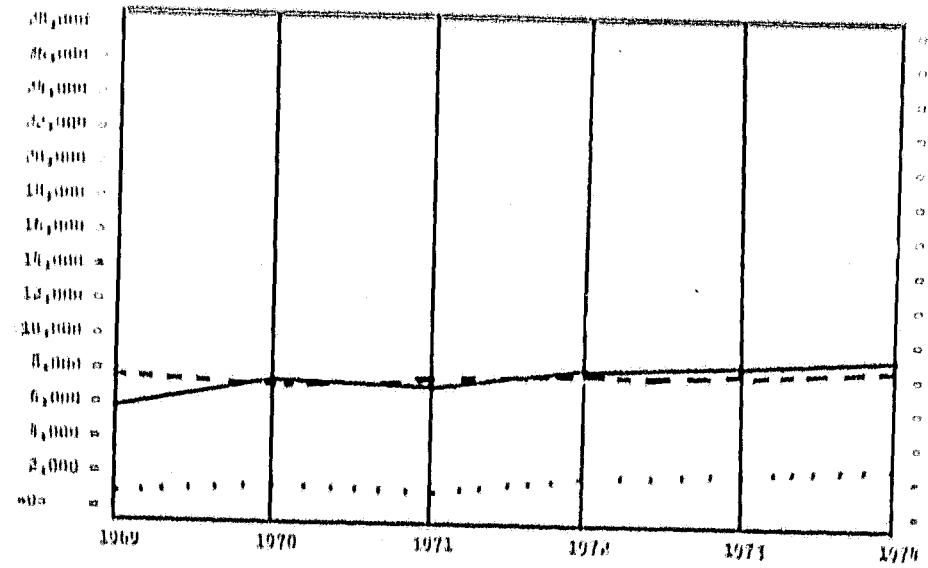


TOTAL - 1969-1974

Year	Total Population	Total Farm Population	Total Non-Farm Population
1969	4,690	4,666	24
1970	4,664	4,641	23
1971	4,684	4,645	39
1972	4,660	4,596	64
1973	4,470	4,409	61
1974	4,580	4,478	102

Key:
 Total Population
 Total Farm Population
 Total Non-Farm Population

CLEVELAND COUNTY

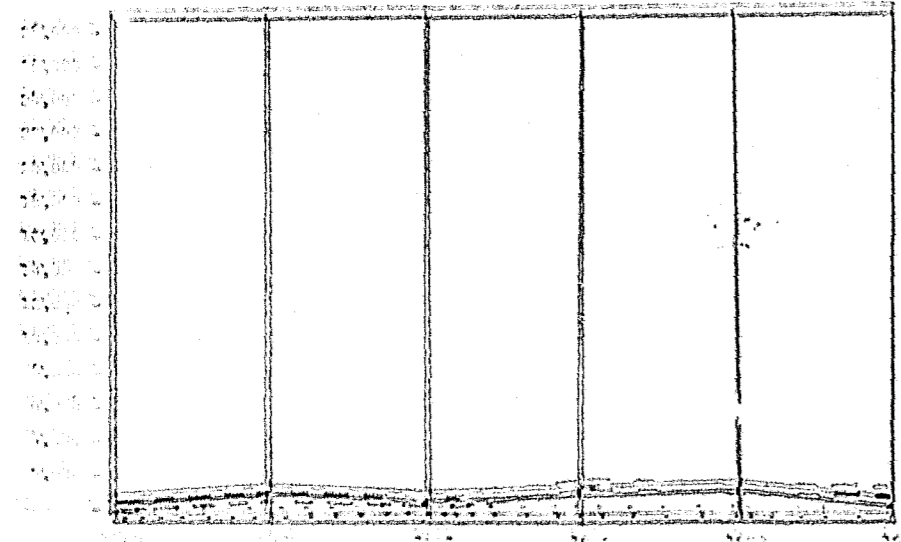


TOTAL - 1969-1974

Year	Total Population	Total Farm Population	Total Non-Farm Population
1969	8,873	7,627	1,246
1970	7,110	7,001	1,109
1971	6,862	7,177	1,230
1972	8,269	7,496	1,893
1973	8,398	8,092	1,196
1974	9,032	8,573	1,459

Key:
 Total Population
 Total Farm Population
 Total Non-Farm Population

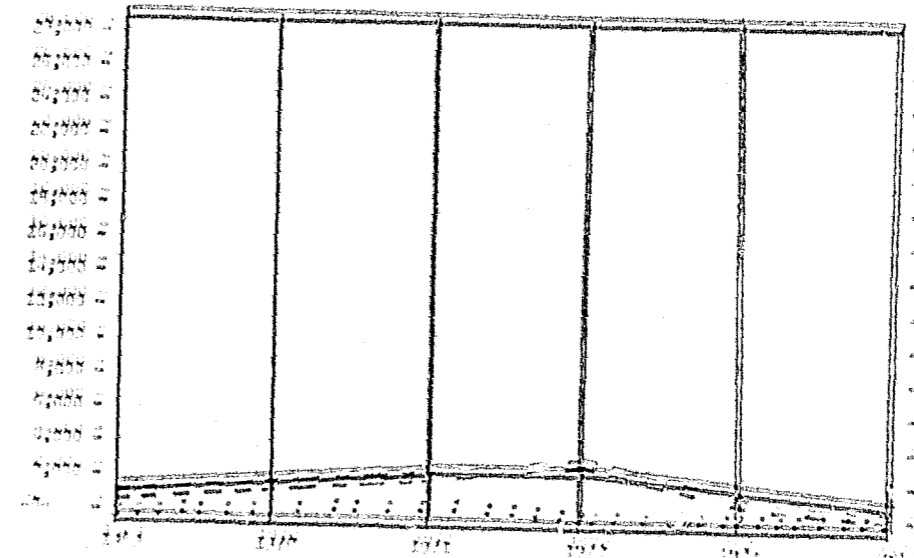
COAT COUNTY



Year	Total	Estimated	Unsettled
1900	74	64	10
1905	102	82	20
1910	101	80	21

Legend:
 Total
 Estimated
 Unsettled

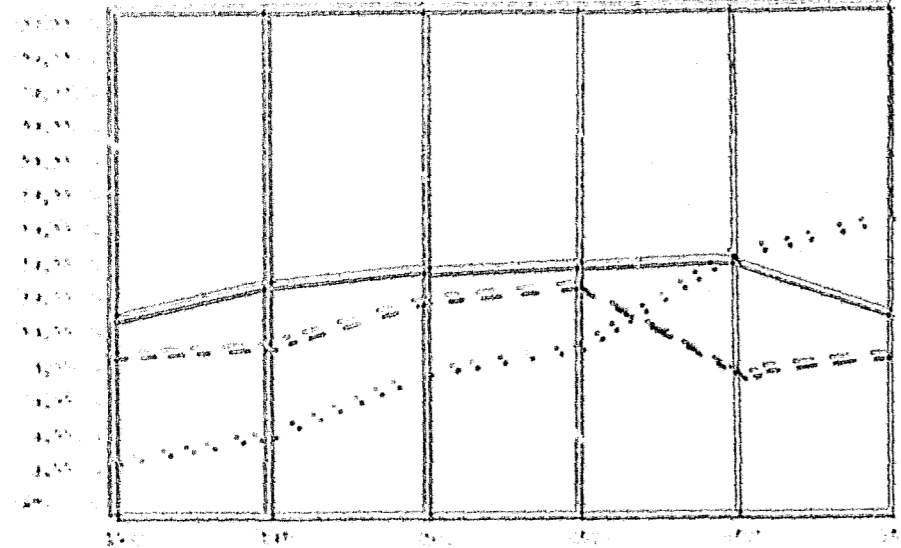
COTTON COUNTY



Year	Total	Estimated	Unsettled
1900	1,000	1,000	0
1905	1,000	1,000	0
1910	1,000	1,000	0

Legend:
 Total
 Estimated
 Unsettled

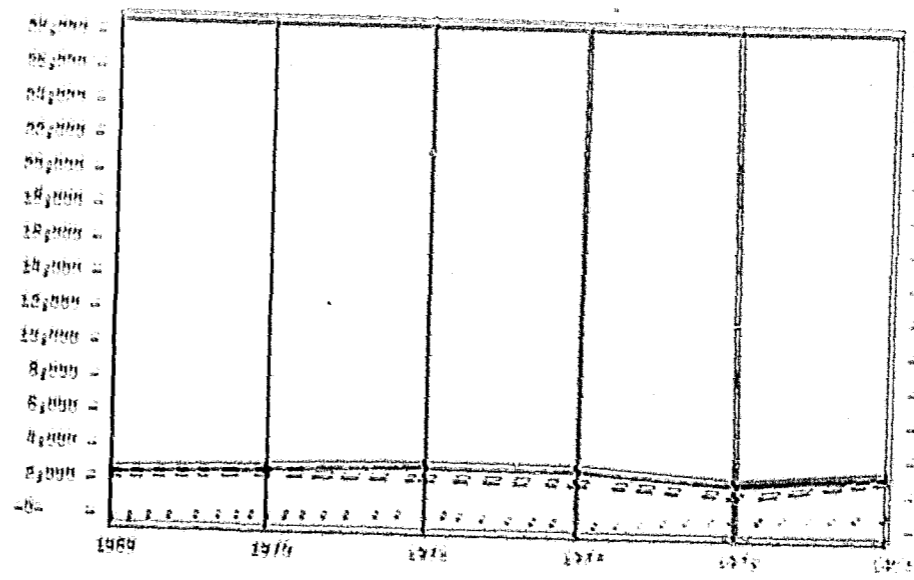
DELANE COUNTY



Year	Total	Estimated	Unsettled
1900	10,000	8,000	2,000
1905	12,000	10,000	2,000
1910	14,000	12,000	2,000

Legend:
 Total
 Estimated
 Unsettled

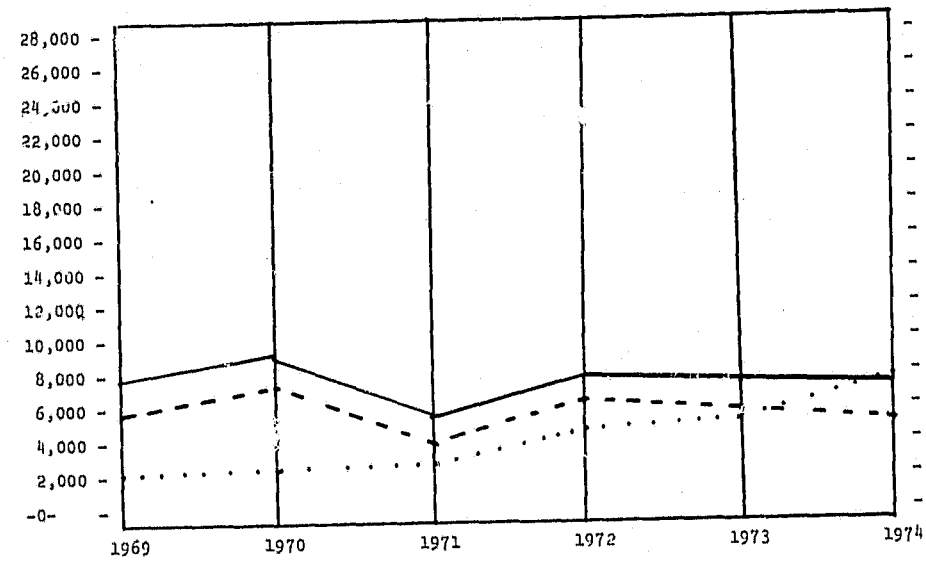
DRAIN COUNTY



Year	Total	Estimated	Unsettled
1900	2,000	2,000	0
1905	2,000	2,000	0
1910	2,000	2,000	0

Legend:
 Total
 Estimated
 Unsettled

CREEK COUNTY

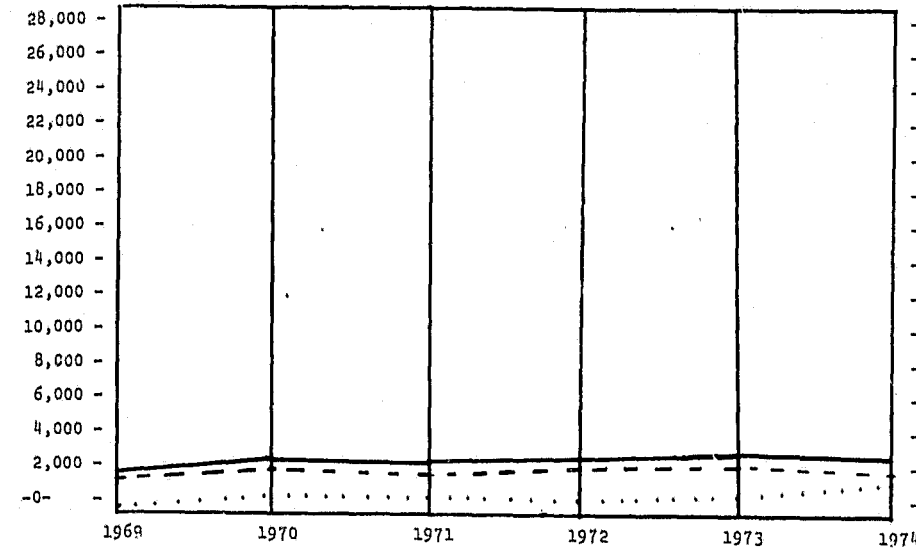


TOTAL - 1969-1974

Year	Total Filings	Total Terminations	Cases Pending 12/31
1969	7,960	5,916	2,006
1970	9,207	7,233	2,202
1971	5,527	3,984	2,745
1972	7,848	6,607	4,646
1973	7,236	5,801	5,466
1974	6,711	5,107	7,069

Key:
 Filed ———
 Terminated - - - -
 Pending ·····

DELAWARE COUNTY

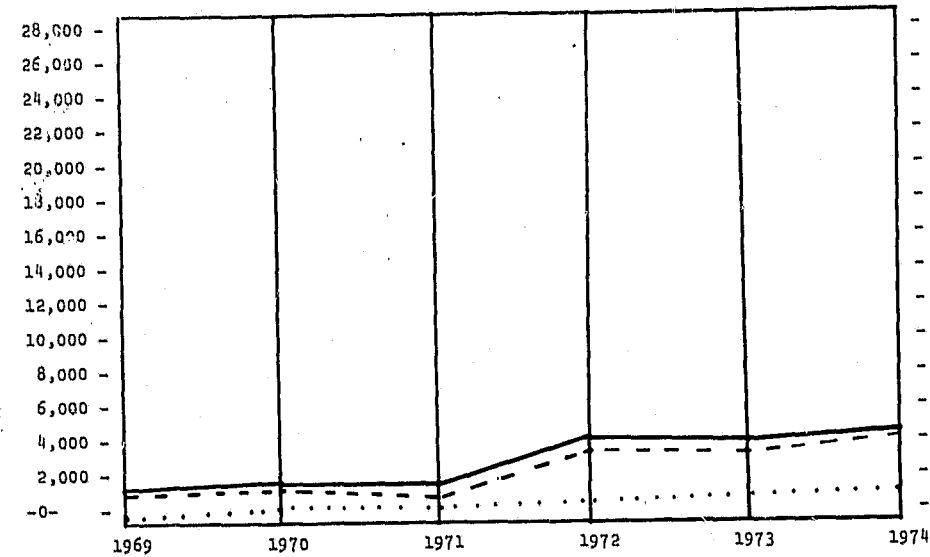


TOTAL - 1969-1974

Year	Total Filings	Total Terminations	Cases Pending 12/31
1969	1,757	1,402	355
1970	2,316	1,653	618
1971	2,137	1,535	602
1972	2,204	1,643	496
1973	2,469	1,729	740
1974	2,408	1,696	1,064

Key:
 Filed ———
 Terminated - - - -
 Pending ·····

CUSTER COUNTY

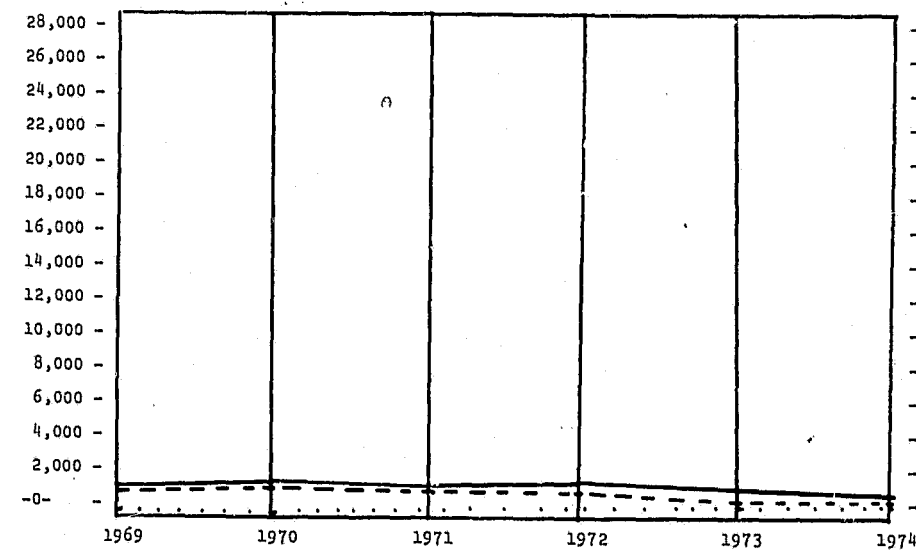


TOTAL - 1969-1974

Year	Total Filings	Total Terminations	Cases Pending 12/31
1969	1,440	1,112	328
1970	1,540	1,129	601
1971	1,494	1,068	540
1972	4,150	3,489	755
1973	3,978	3,401	829
1974	4,171	4,141	856

Key:
 Filed ———
 Terminated - - - -
 Pending ·····

DEWEY COUNTY

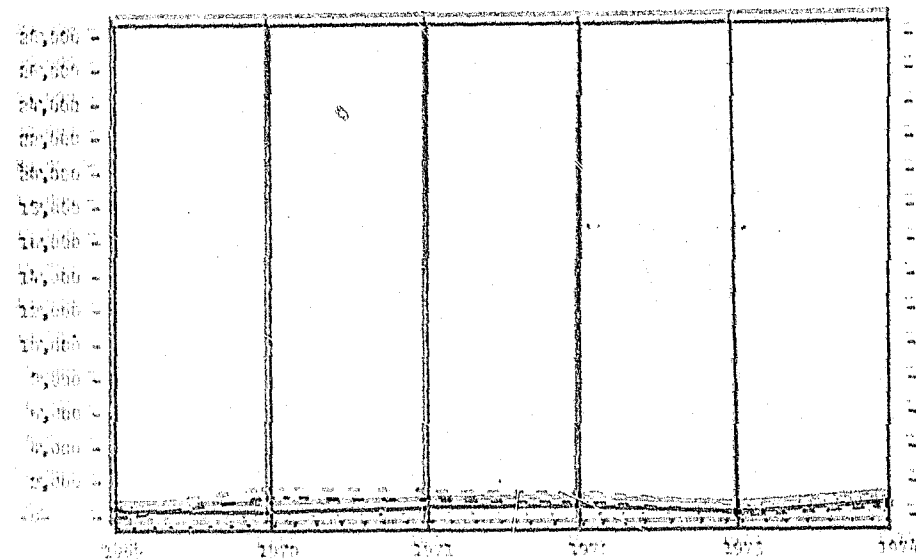


TOTAL - 1969-1974

Year	Total Filings	Total Terminations	Cases Pending 12/31
1969	1,254	945	309
1970	1,321	1,074	246
1971	1,129	983	348
1972	1,181	973	375
1973	834	712	496
1974	822	786	532

Key:
 Filed ———
 Terminated - - - -
 Pending ·····

ELLSWORTH COUNTY

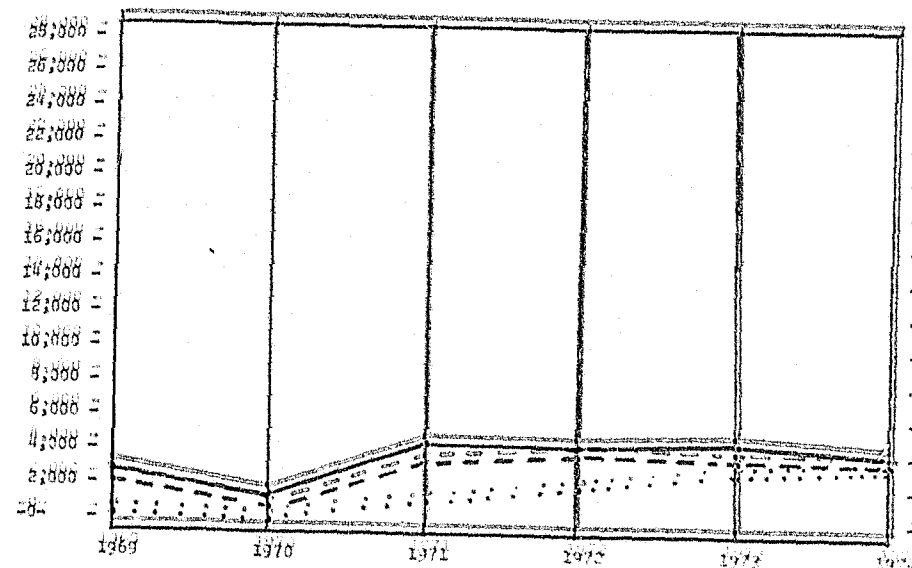


TOTAL - 1969-1974

Year	Total Filings	Total Term Inclusions	Cases Pending 12/31
1969	656	617	106
1970	578	998	221
1971	675	723	258
1972	701	719	241
1973	544	657	242
1974	727	712	258

Key:
Filed
Terminated
Pending

GARVIN COUNTY

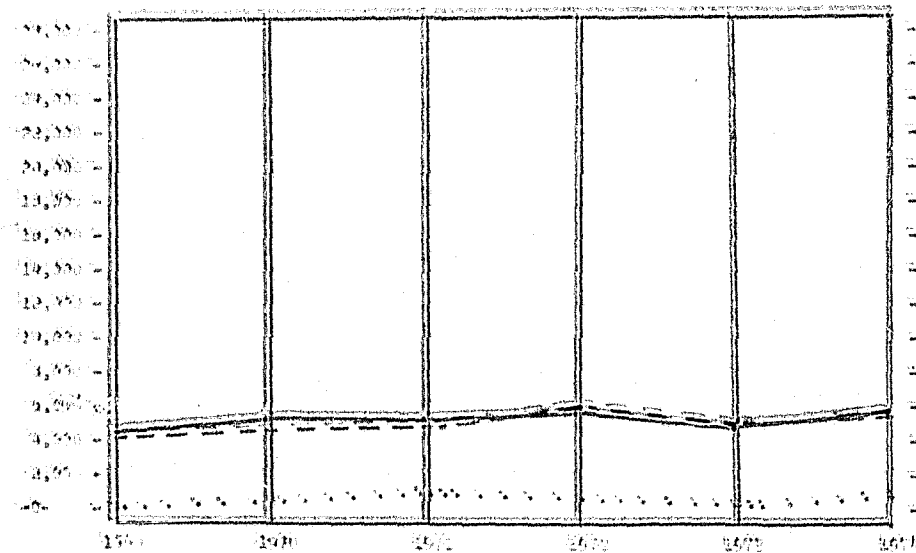


TOTAL - 1969-1974

Year	Total Filings	Total Term Inclusions	Cases Pending 12/31
1969	2,783	2,054	489
1970	1,646	1,664	489
1971	4,425	3,421	1,020
1972	4,316	3,687	1,742
1973	4,258	3,456	2,789
1974	5,193	3,421	3,224

Key:
Filed
Terminated
Pending

GARFIELD COUNTY

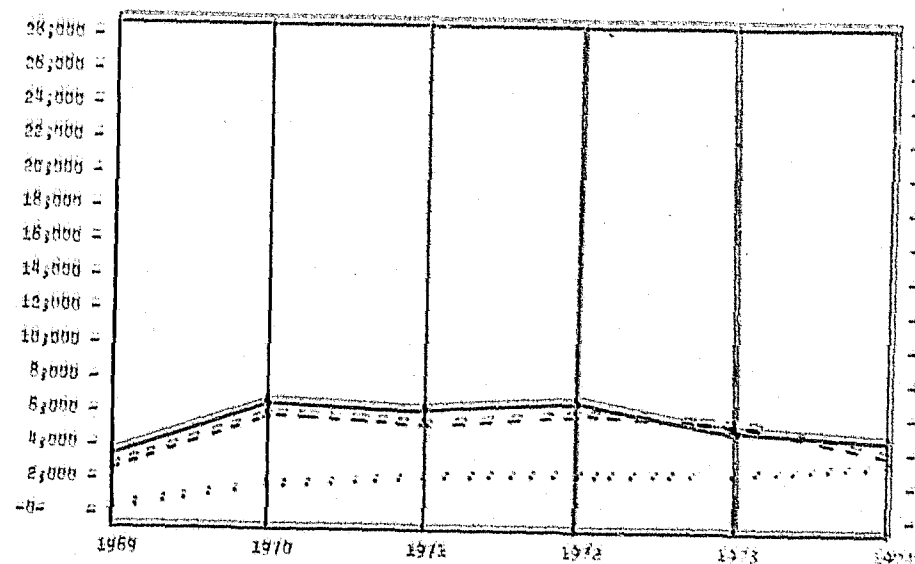


TOTAL - 1969-1974

Year	Total Filings	Total Term Inclusions	Cases Pending 12/31
1969	4,036	4,404	832
1970	5,636	4,707	946
1971	5,065	4,729	1,496
1972	5,744	5,864	1,336
1973	5,201	5,327	1,220
1974	5,766	5,495	1,481

Key:
Filed
Terminated
Pending

GRADY COUNTY

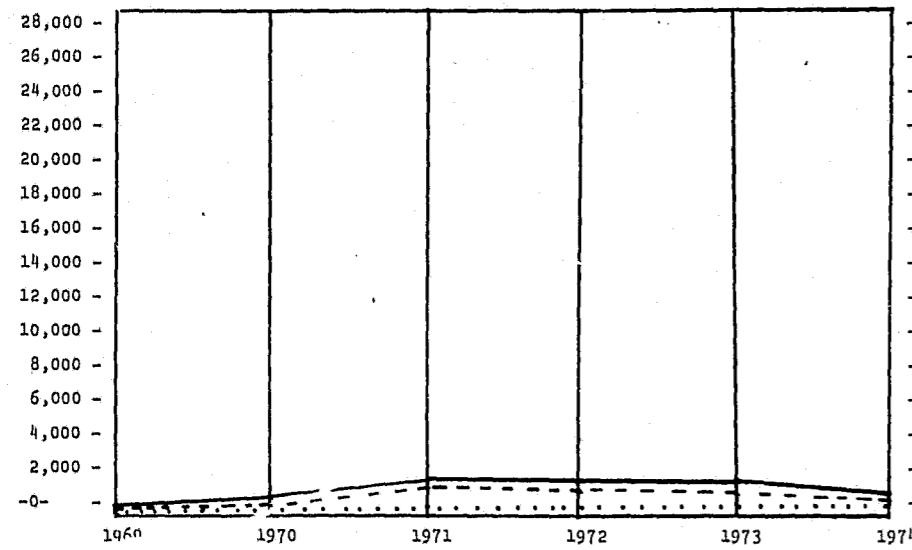


TOTAL - 1969-1974

Year	Total Filings	Total Term Inclusions	Cases Pending 12/31
1969	3,000	3,376	689
1970	4,424	5,071	1,724
1971	5,072	6,326	2,074
1972	6,159	6,000	2,300
1973	4,416	6,006	2,409
1974	4,001	3,540	2,000

Key:
Filed
Terminated
Pending

GRANT COUNTY

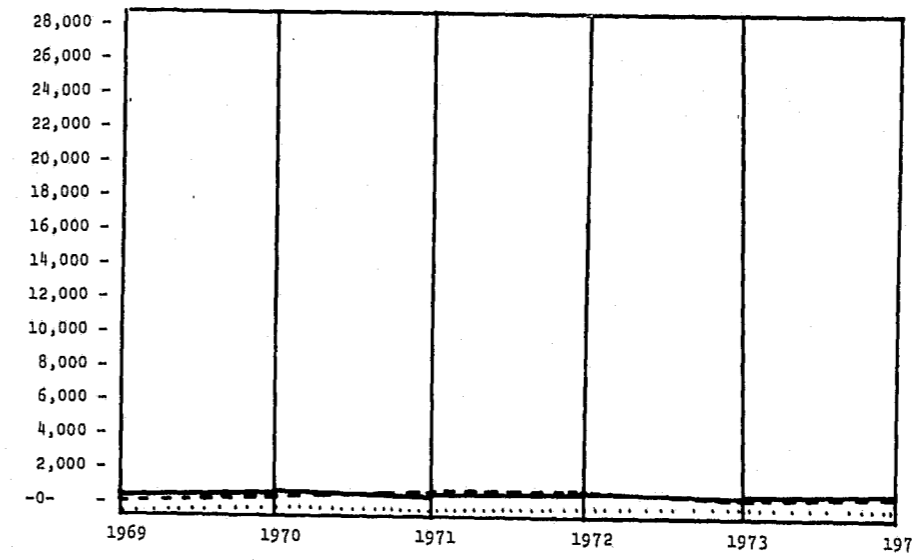


TOTAL - 1969-1974

Year	Total Filings	Total Terminations	Cases Pending 12/31
1969	273	138	134
1970	310	157	153
1971	1,225	1,042	185
1972	1,111	886	227
1973	1,107	812	298
1974	649	546	370

Key:
 Filed _____
 Terminated _____
 Pending

HARPER COUNTY

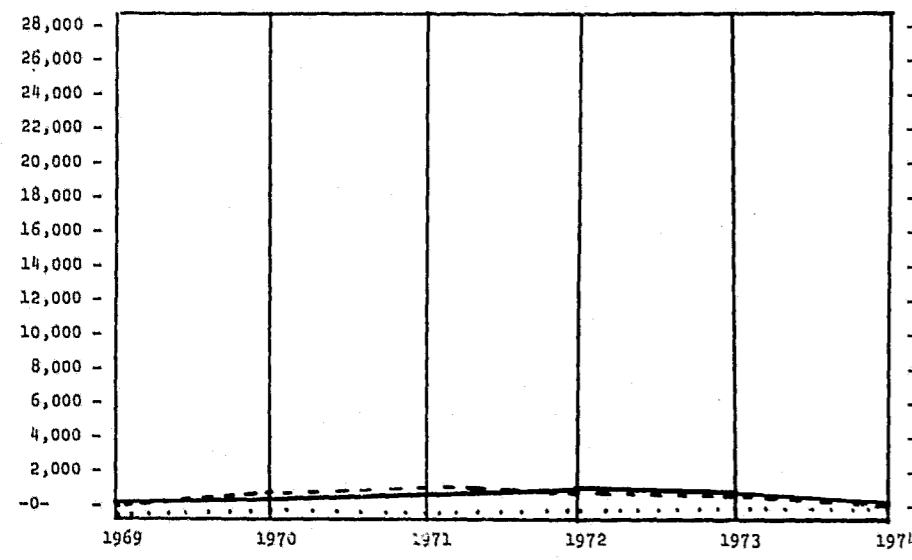


TOTAL - 1969-1974

Year	Total Filings	Total Terminations	Cases Pending 12/31
1969	804	655	149
1970	838	688	273
1971	687	707	258
1972	763	764	263
1973	669	661	273
1974	894	775	392

Key:
 Filed _____
 Terminated _____
 Pending

GREER COUNTY

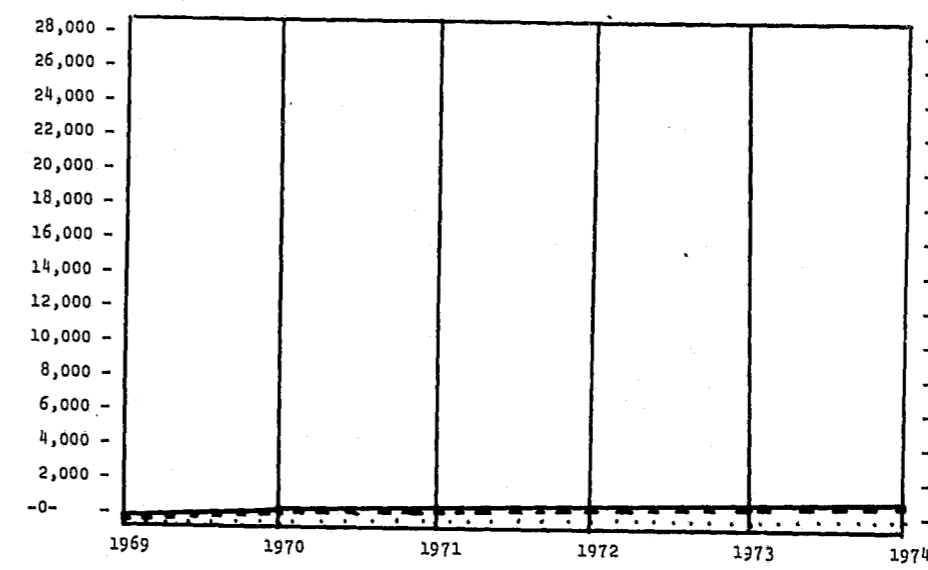


TOTAL - 1969-1974

Year	Total Filings	Total Terminations	Cases Pending 12/31
1969	642	519	123
1970	669	726	201
1971	818	1,016	173
1972	920	881	211
1973	764	746	231
1974	575	548	257

Key:
 Filed _____
 Terminated _____
 Pending

HARMON COUNTY

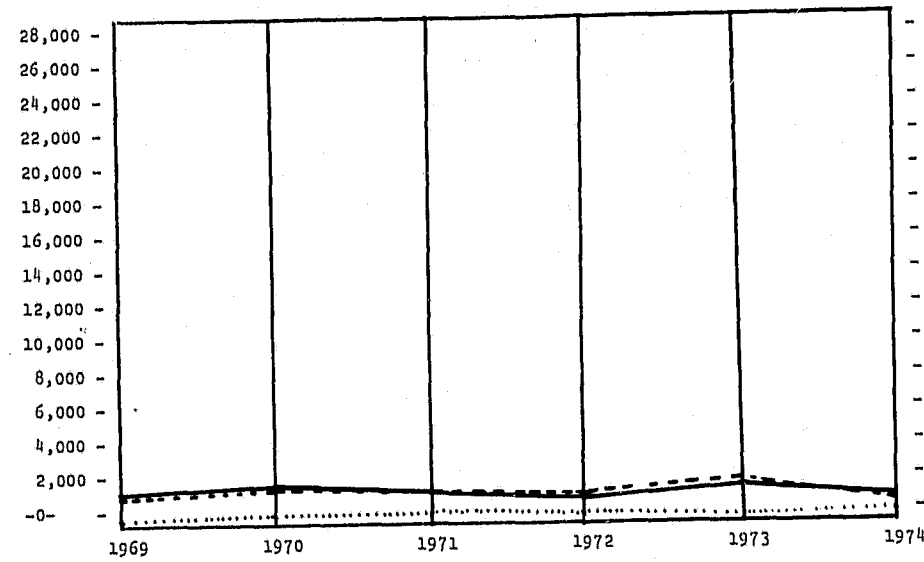


TOTAL - 1969-1974

Year	Total Filings	Total Terminations	Cases Pending 12/31
1969	282	179	61
1970	580	515	73
1971	644	592	126
1972	773	746	154
1973	869	866	128
1974	929	922	131

Key:
 Filed _____
 Terminated _____
 Pending

HASKELL COUNTY

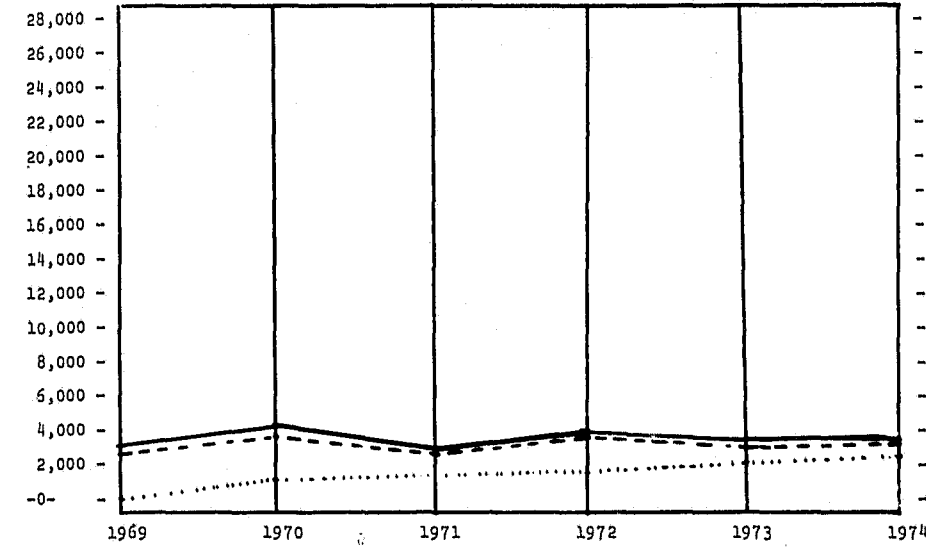


TOTAL - 1969-1974

Year	Total Filings	Total Terminations	Cases Pending 12/31
1969	1,273	1,097	166
1970	1,391	1,304	239
1971	1,287	1,226	424
1972	994	1,048	368
1973	1,244	1,300	311
1974	1,198	1,120	338

Key:
 Filed _____
 Terminated _____
 Pending

JACKSON COUNTY

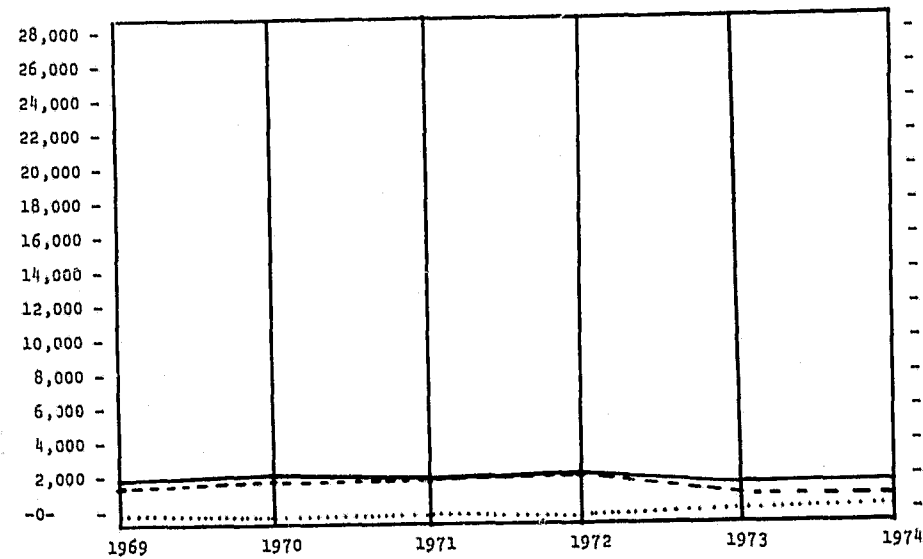


TOTAL - 1969-1974

Year	Total Filings	Total Terminations	Cases Pending 12/31
1969	3,378	2,856	523
1970	4,189	3,558	976
1971	3,260	2,855	1,292
1972	3,994	3,636	1,644
1973	3,554	3,186	2,010
1974	3,533	3,416	2,127

Key:
 Filed _____
 Terminated _____
 Pending

HUGHES COUNTY

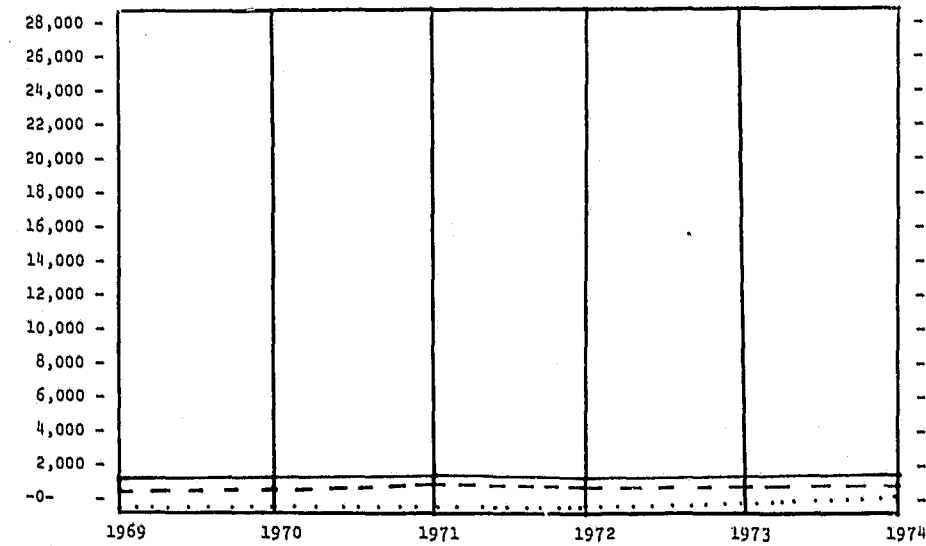


TOTAL - 1969-1974

Year	Total Filings	Total Terminations	Cases Pending 12/31
1969	1,967	1,677	290
1970	2,055	1,815	240
1971	1,888	1,847	284
1972	1,966	1,959	255
1973	1,623	1,499	308
1974	1,630	1,458	480

Key:
 Filed _____
 Terminated _____
 Pending

JEFFERSON COUNTY

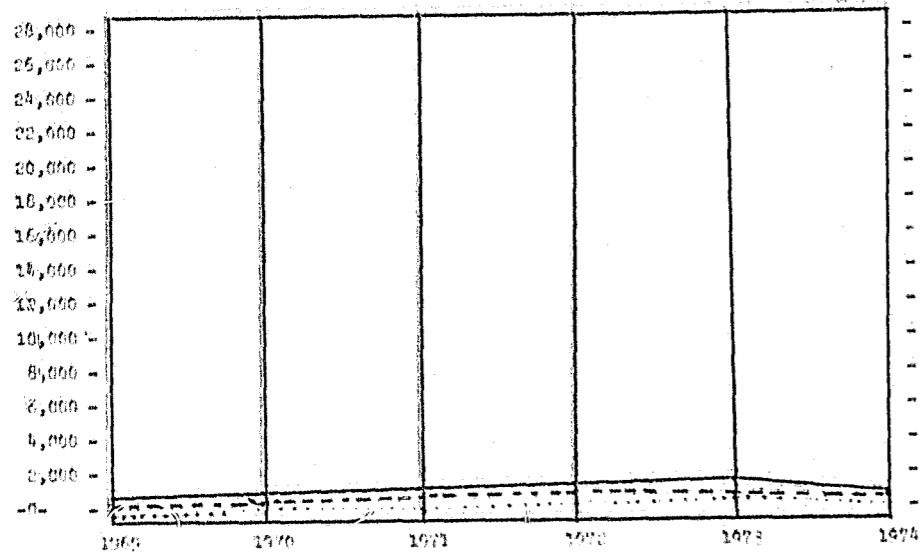


TOTAL - 1969-1974

Year	Total Filings	Total Terminations	Cases Pending 12/31
1969	1,212	1,039	173
1970	1,303	1,052	251
1971	1,687	1,393	264
1972	1,366	1,143	270
1973	1,397	1,222	440
1974	1,493	1,237	696

Key:
 Filed _____
 Terminated _____
 Pending

JOHNSTON COUNTY

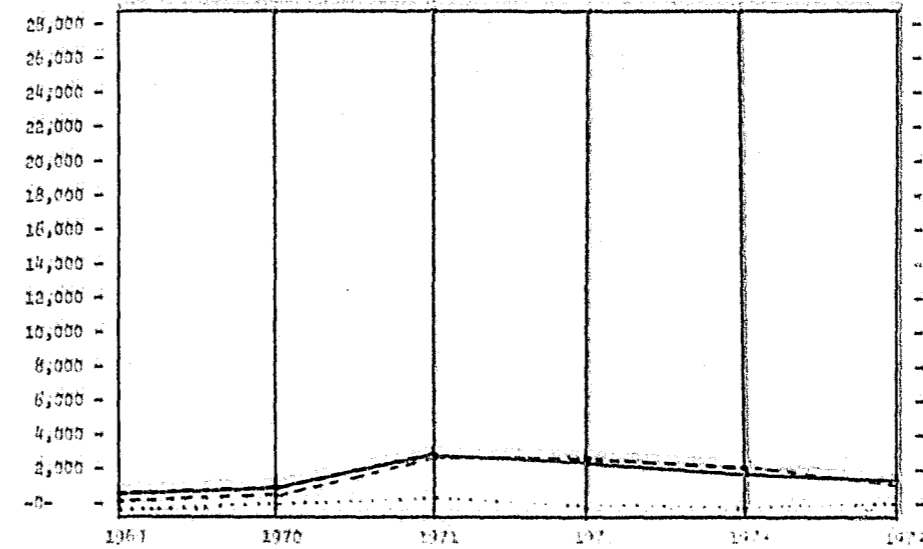


TOTAL - 1969-1974

Year	Total Filings	Total Terminations	Cases Pending 12/31
1969	1,082	816	265
1970	1,297	854	434
1971	1,369	1,024	363
1972	1,422	1,084	525
1973	1,473	1,051	601
1974	1,230	1,048	473

Key:
 Filed ———
 Terminated - - - -
 Pending
 -0-

KINGFISHER COUNTY

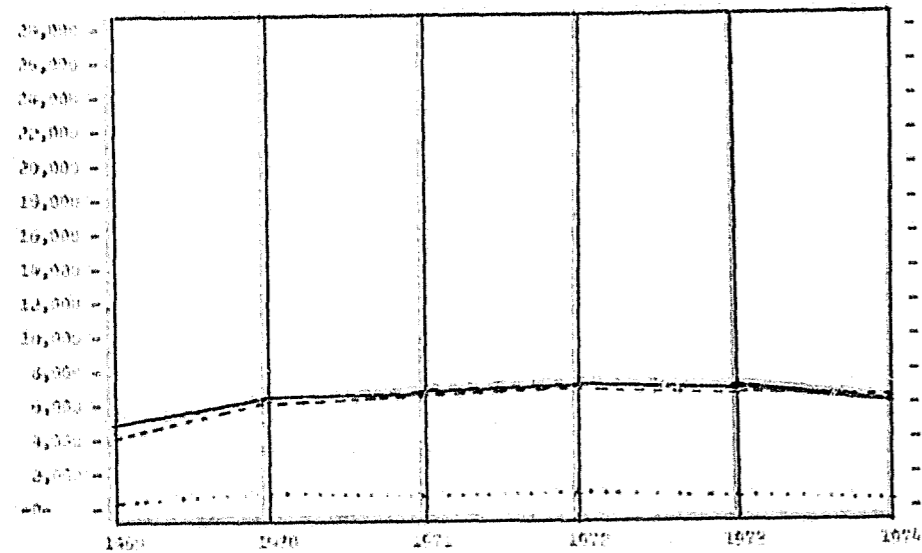


TOTAL - 1969-1974

Year	Total Filings	Total Terminations	Cases Pending 12/31
1969	715	490	225
1970	1,192	1,027	429
1971	2,878	2,753	599
1972	2,357	2,410	303
1973	1,849	1,886	328
1974	1,734	1,678	379

Key:
 Filed ———
 Terminated - - - -
 Pending
 -0-

KAY COUNTY

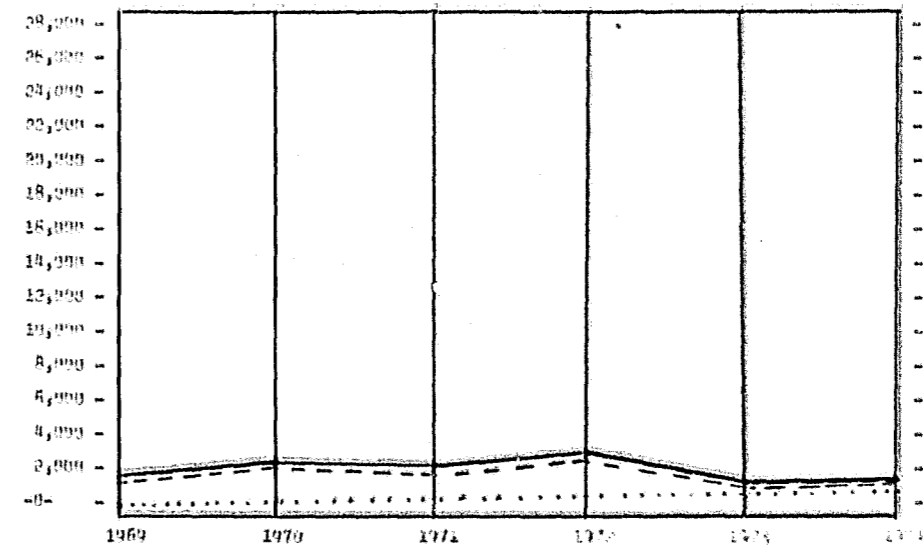


TOTAL - 1969-1974

Year	Total Filings	Total Terminations	Cases Pending 12/31
1969	4,951	4,066	885
1970	6,293	5,986	1,380
1971	6,300	6,273	1,253
1972	7,120	6,813	1,363
1973	6,490	6,462	1,240
1974	6,073	6,155	1,158

Key:
 Filed ———
 Terminated - - - -
 Pending
 -0-

KIOWA COUNTY




TOTAL - 1969-1974

Year	Total Filings	Total Terminations	Cases Pending 12/31
1969	1,861	1,572	290
1970	2,343	2,148	418
1971	2,100	1,860	660
1972	2,637	2,294	830
1973	1,640	1,533	1,015
1974	1,688	1,609	1,096

Key:
 Filed ———
 Terminated - - - -
 Pending
 -0-

LATIMER COUNTY

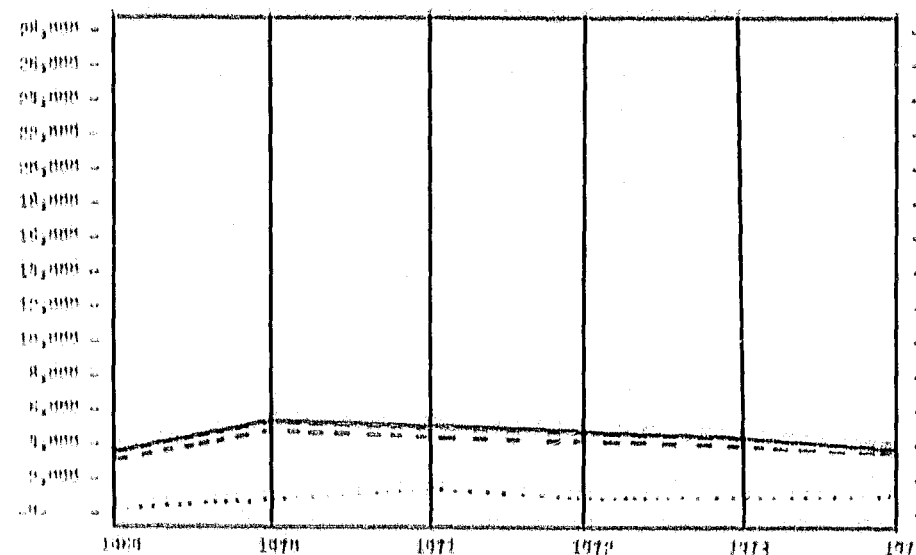


TOTAL - 1969-1974

Year	Total Filings	Total Terminations	Pending Filings 12/31
1969	981	747	180
1970	1,100	708	490
1971	1,343	1,372	741
1972	636	820	270
1973	604	608	336
1974	681	608	400

Key:
 Filed Filings -----
 Terminated Filings - - - - -
 Pending Filings

LINCOLN COUNTY

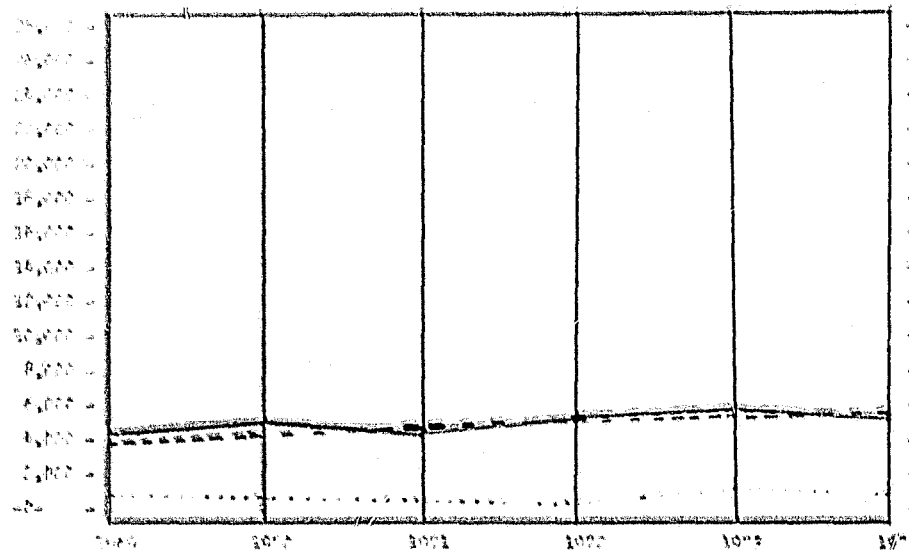


TOTAL - 1969-1974

Year	Total Filings	Total Terminations	Pending Filings 12/31
1969	3,854	3,262	611
1970	5,004	4,346	918
1971	4,765	4,389	1,224
1972	4,433	4,074	1,864
1973	4,132	3,868	2,074
1974	3,591	3,506	1,181

Key:
 Filed Filings -----
 Terminated Filings - - - - -
 Pending Filings

LE FLORE COUNTY

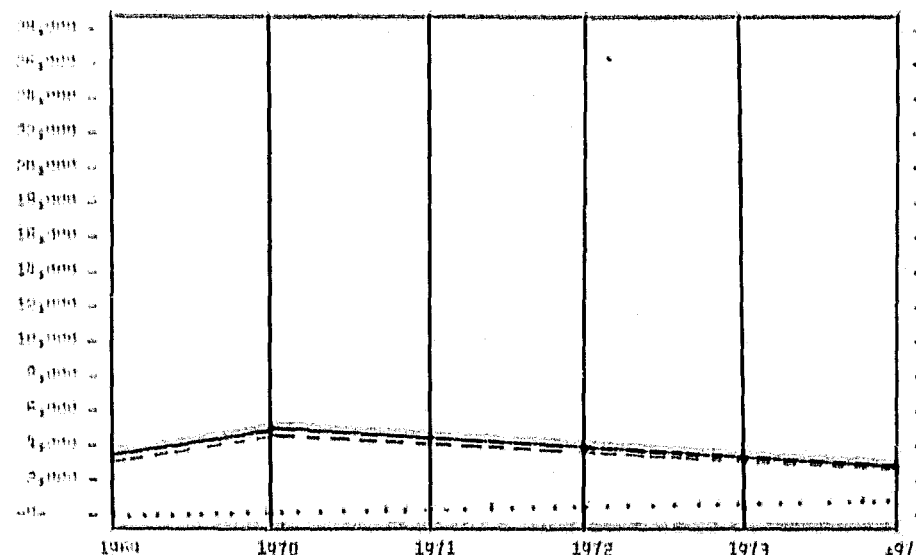


TOTAL - 1969-1974

Year	Total Filings	Total Terminations	Pending Filings 12/31
1969	4,860	3,986	1,074
1970	4,837	4,203	841
1971	4,806	4,584	701
1972	4,682	4,637	697
1973	5,688	5,013	1,233
1974	5,182	5,388	1,097

Key:
 Filed Filings -----
 Terminated Filings - - - - -
 Pending Filings

LOUISIANA COUNTY

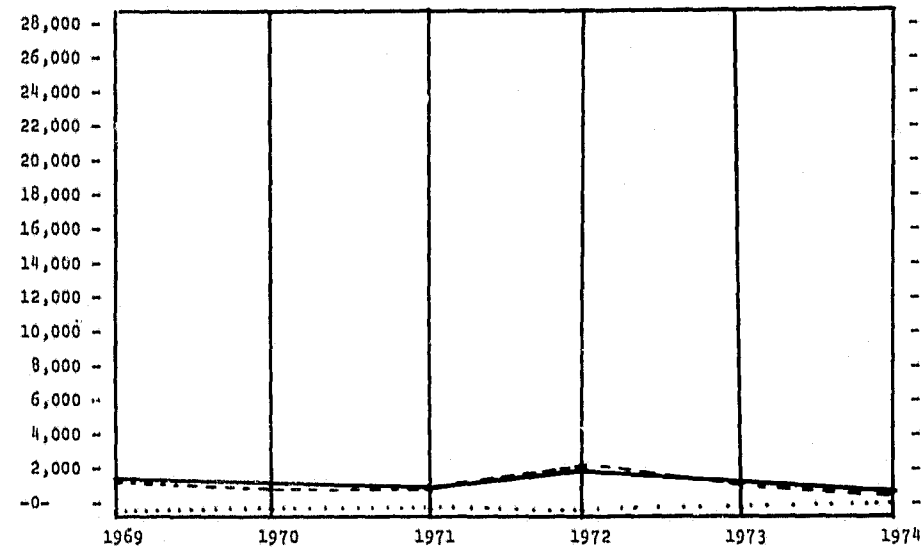


TOTAL - 1969-1974

Year	Total Filings	Total Terminations	Pending Filings 12/31
1969	3,714	3,268	631
1970	4,741	4,367	672
1971	4,462	4,317	711
1972	3,514	3,445	754
1973	2,704	2,487	886
1974	2,667	2,461	1,072

Key:
 Filed Filings -----
 Terminated Filings - - - - -
 Pending Filings

LOVE COUNTY



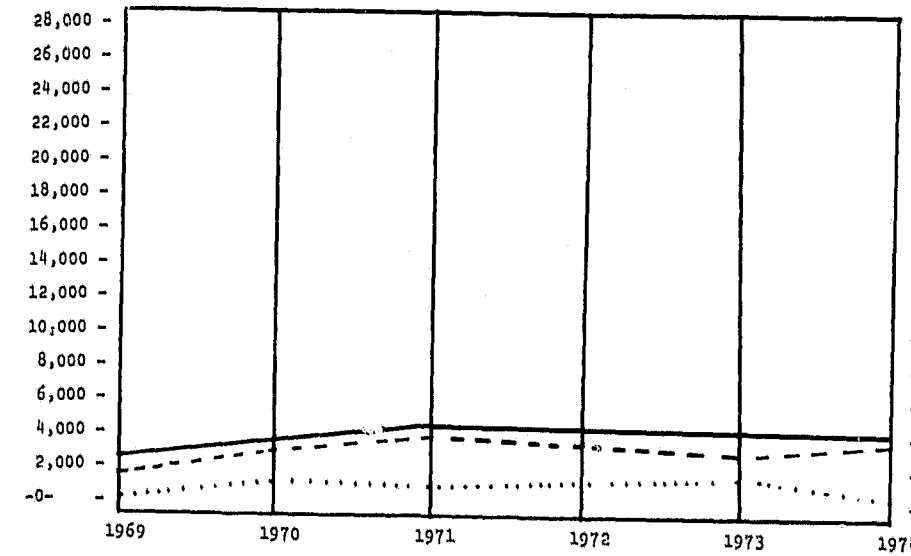
TOTAL - 1969-1974

Year	Total Filings	Total Terminations	Cases Pending 12/31
1969	1,572	1,429	139
1970	1,388	1,109	324
1971	1,318	1,295	333
1972	1,800	1,982	162
1973	1,389	1,278	166
1974	1,183	954	414

Key:

Filed ———
Terminated - - - -
Pending

MC CURTAIN COUNTY



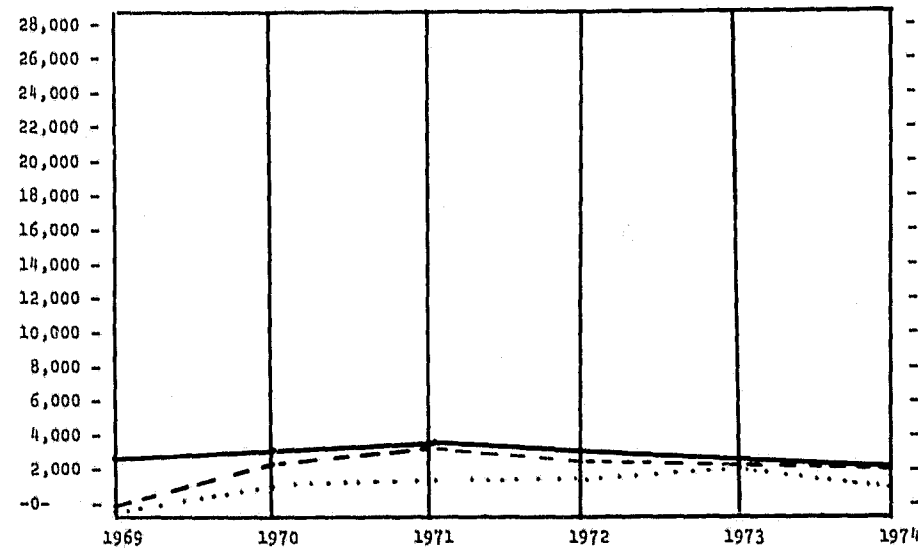
TOTAL - 1969-1974

Year	Total Filings	Total Terminations	Cases Pending 12/31
1969	2,405	1,868	538
1970	3,826	2,799	1,036
1971	4,419	3,667	806
1972	4,291	3,254	1,037
1973	4,219	2,743	1,644
1974	4,136	3,761	570

Key:

Filed ———
Terminated - - - -
Pending

MC CLAIN COUNTY



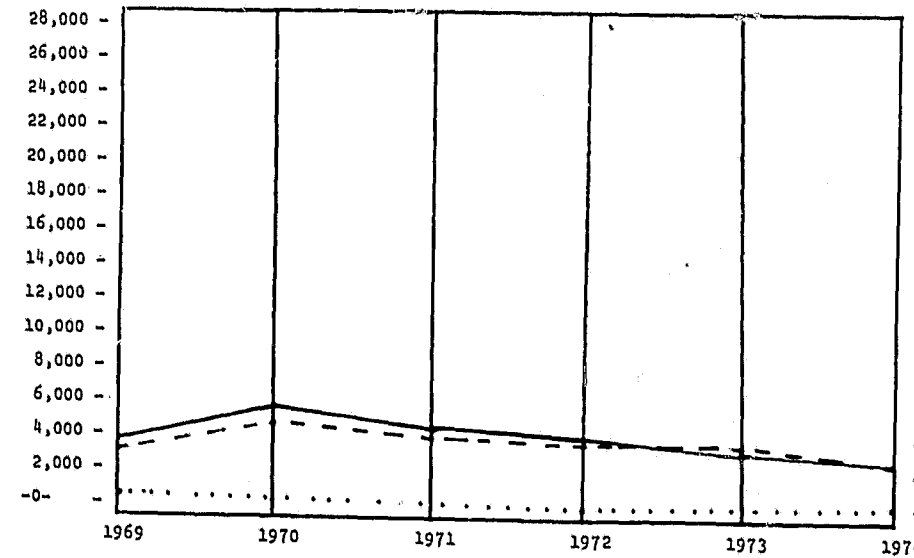
TOTAL - 1969-1974

Year	Total Filings	Total Terminations	Cases Pending 12/31
1969	2,849	478	442
1970	3,361	2,370	1,043
1971	3,882	3,731	1,115
1972	3,143	2,546	1,486
1973	2,912	2,363	2,087
1974	2,467	2,316	1,107

Key:

Filed ———
Terminated - - - -
Pending

MC INTOSH COUNTY



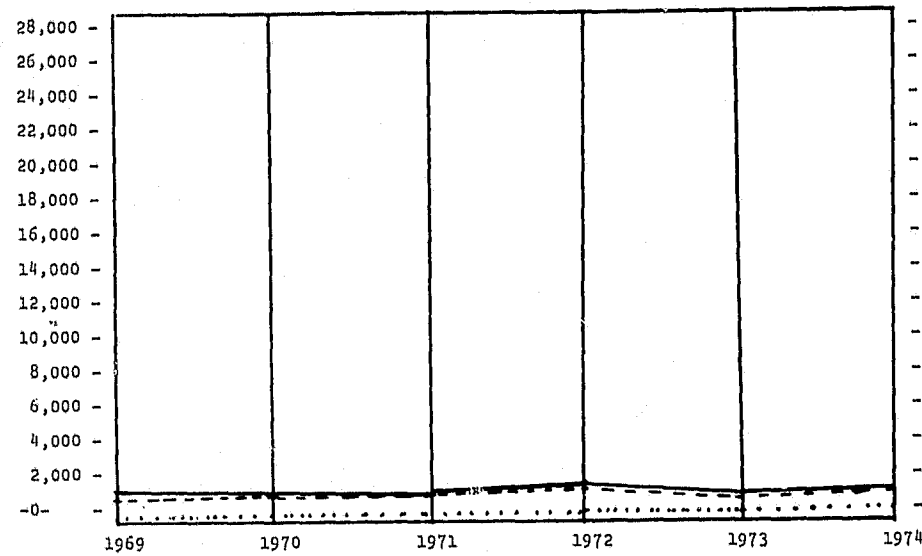
TOTAL - 1969-1974

Year	Total Filings	Total Terminations	Cases Pending 12/31
1969	3,601	2,948	655
1970	4,649	4,007	642
1971	3,672	3,201	472
1972	3,376	2,958	423
1973	3,263	3,269	432
1974	2,513	2,502	443

Key:

Filed ———
Terminated - - - -
Pending

MAJOR COUNTY

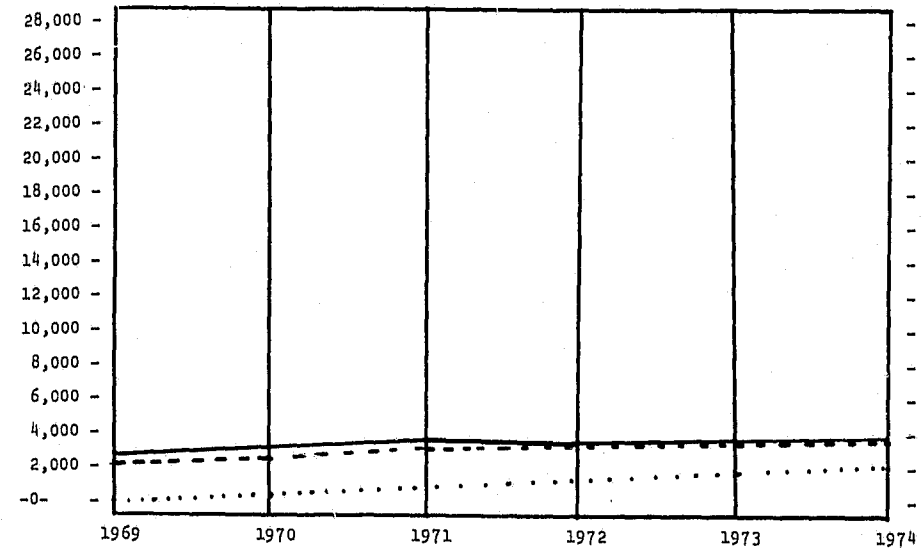


TOTAL - 1969-1974

Year	Total Filings	Total Terminations	Cases Pending 12/31
1969	1,439	1,234	147
1970	1,375	1,331	206
1971	1,357	1,261	250
1972	1,635	1,479	280
1973	1,201	1,045	280
1974	1,353	1,298	334

Key:
 Filed _____
 Terminated - - - - -
 Pending
 (Note: In the original image, the lines for Terminated and Pending are not clearly visible in the key, but the data table and chart indicate their presence.)

MAYES COUNTY

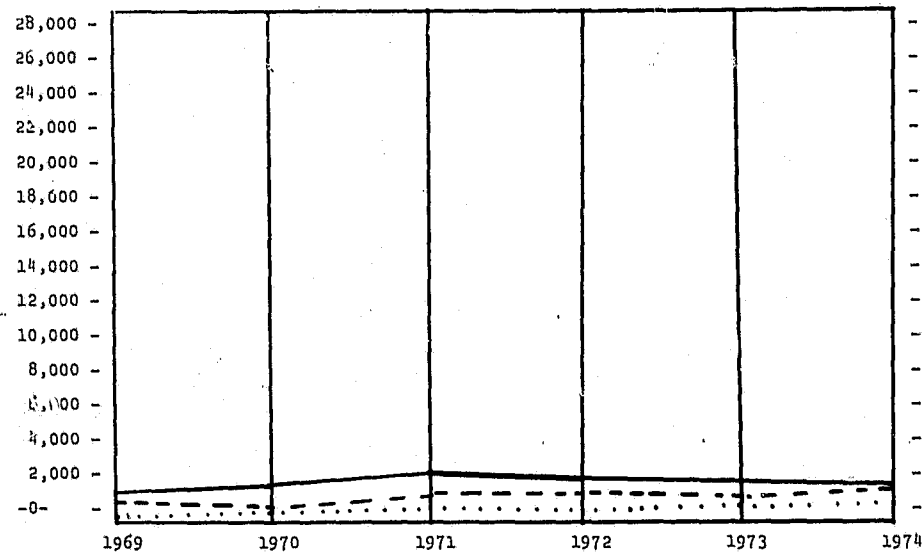


TOTAL - 1969-1974

Year	Total Filings	Total Terminations	Cases Pending 12/31
1969	2,713	2,178	535
1970	3,253	2,647	853
1971	3,678	3,294	1,249
1972	3,602	3,345	1,506
1973	3,693	3,474	1,725
1974	3,942	3,537	2,130

Key:
 Filed _____
 Terminated - - - - -
 Pending
 (Note: In the original image, the lines for Terminated and Pending are not clearly visible in the key, but the data table and chart indicate their presence.)

MARSHALL COUNTY

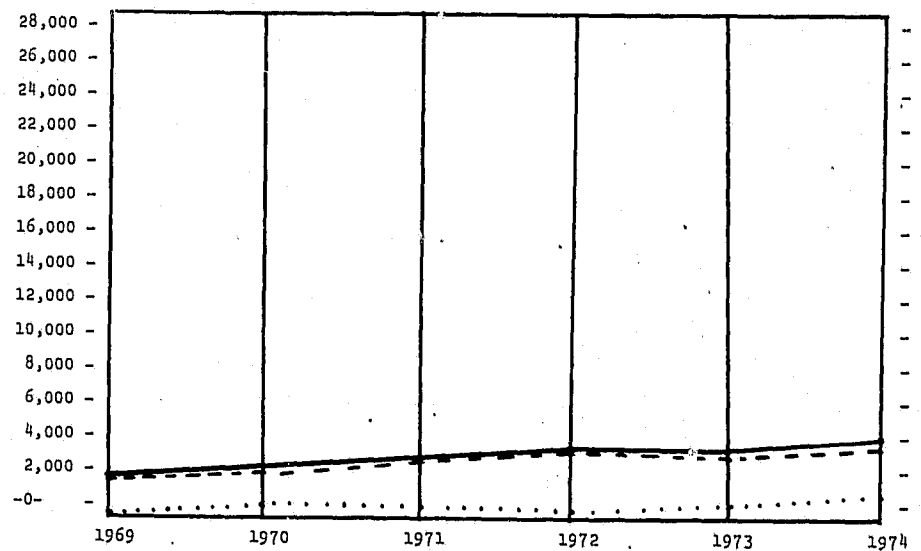


TOTAL - 1969-1974

Year	Total Filings	Total Terminations	Cases Pending 12/31
1969	1,320	938	384
1970	1,535	864	652
1971	1,910	1,075	720
1972	1,732	1,076	683
1973	1,565	1,074	752
1974	1,445	1,333	864

Key:
 Filed _____
 Terminated - - - - -
 Pending
 (Note: In the original image, the lines for Terminated and Pending are not clearly visible in the key, but the data table and chart indicate their presence.)

MURRAY COUNTY

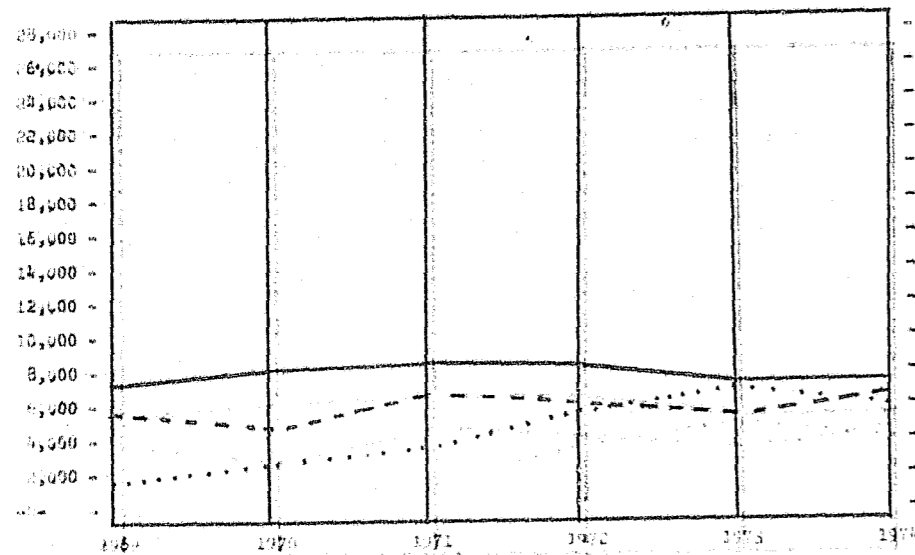


TOTAL - 1969-1974

Year	Total Filings	Total Terminations	Cases Pending 12/31
1969	1,868	1,647	196
1970	2,257	1,883	414
1971	2,833	2,616	370
1972	3,197	2,954	286
1973	2,986	2,636	342
1974	4,023	3,415	827

Key:
 Filed _____
 Terminated - - - - -
 Pending
 (Note: In the original image, the lines for Terminated and Pending are not clearly visible in the key, but the data table and chart indicate their presence.)

MUSKOGEE COUNTY

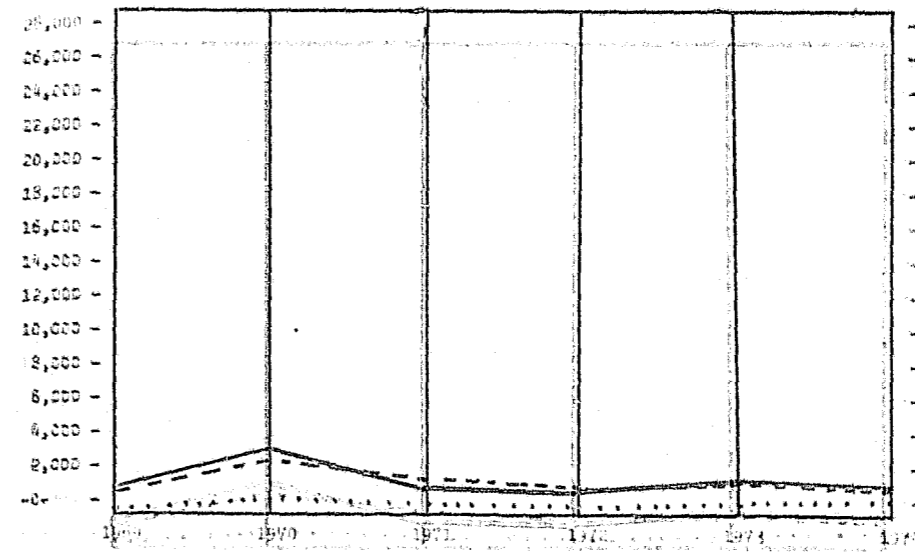


TOTAL - 1969-1974

Year	Total Filings	Total Terminations	Cases Pending 12/31
1969	7,490	5,722	1,768
1970	8,117	4,484	3,633
1971	8,481	6,563	1,918
1972	8,253	6,042	2,211
1973	7,122	4,967	2,155
1974	7,557	6,495	1,062

Key:
 Filed: ———
 Terminated: - - - -
 Pending: ·····

NOWATA COUNTY

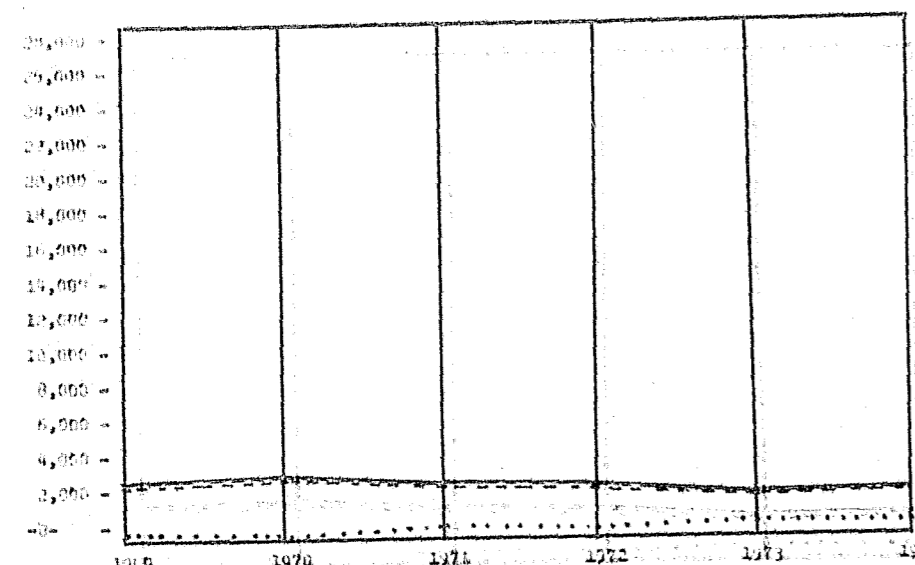


TOTAL - 1969-1974

Year	Total Filings	Total Terminations	Cases Pending 12/31
1969	983	781	202
1970	2,911	2,311	600
1971	1,080	983	997
1972	834	889	445
1973	1,034	1,025	909
1974	1,001	923	778

Key:
 Filed: ———
 Terminated: - - - -
 Pending: ·····

NOBLE COUNTY

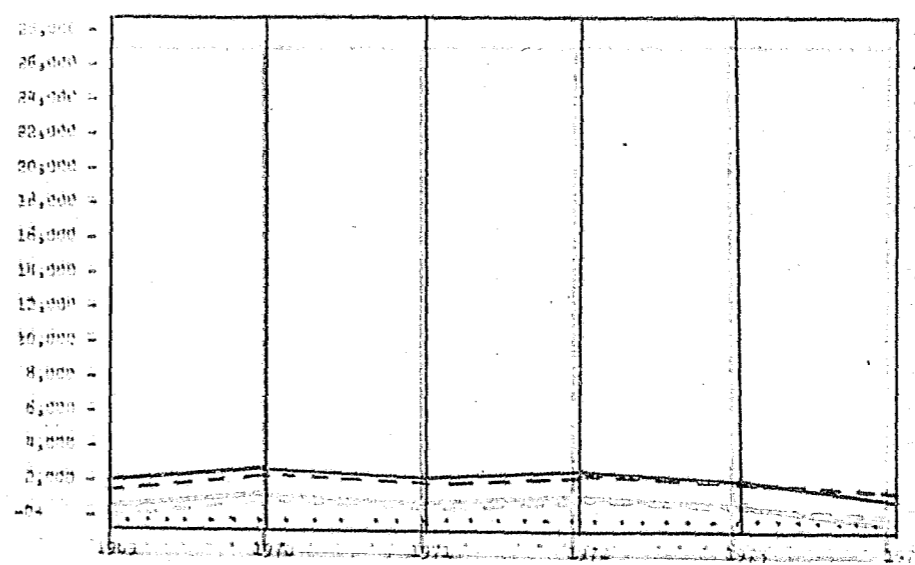


TOTAL - 1969-1974

Year	Total Filings	Total Terminations	Cases Pending 12/31
1969	2,826	2,364	462
1970	2,796	2,716	80
1971	2,356	2,268	88
1972	2,211	2,130	81
1973	1,616	1,479	137
1974	1,781	1,733	48

Key:
 Filed: ———
 Terminated: - - - -
 Pending: ·····

OKFUSKEE COUNTY

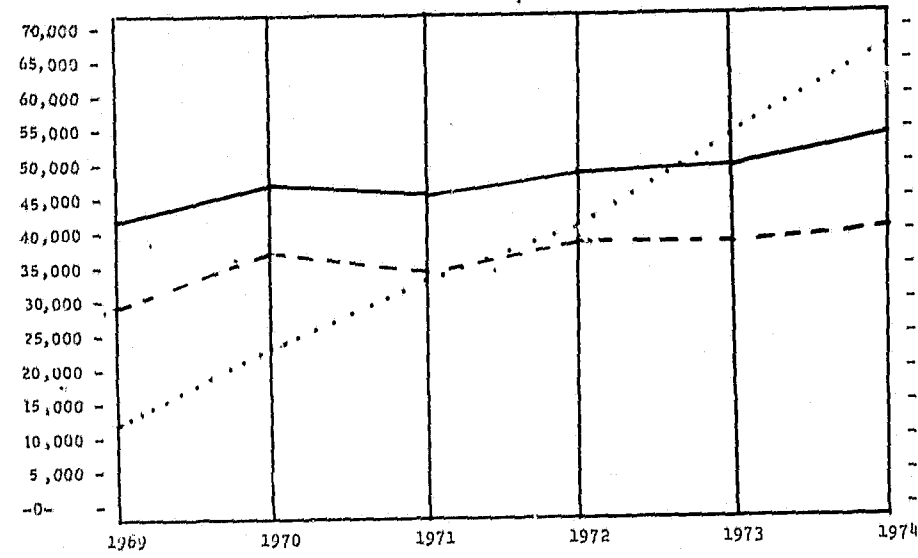


TOTAL - 1969-1974

Year	Total Filings	Total Terminations	Cases Pending 12/31
1969	4,097	3,679	418
1970	2,911	2,511	400
1971	2,292	2,242	50
1972	2,698	2,470	228
1973	1,957	1,778	179
1974	1,673	1,736	63

Key:
 Filed: ———
 Terminated: - - - -
 Pending: ·····

OKLAHOMA COUNTY

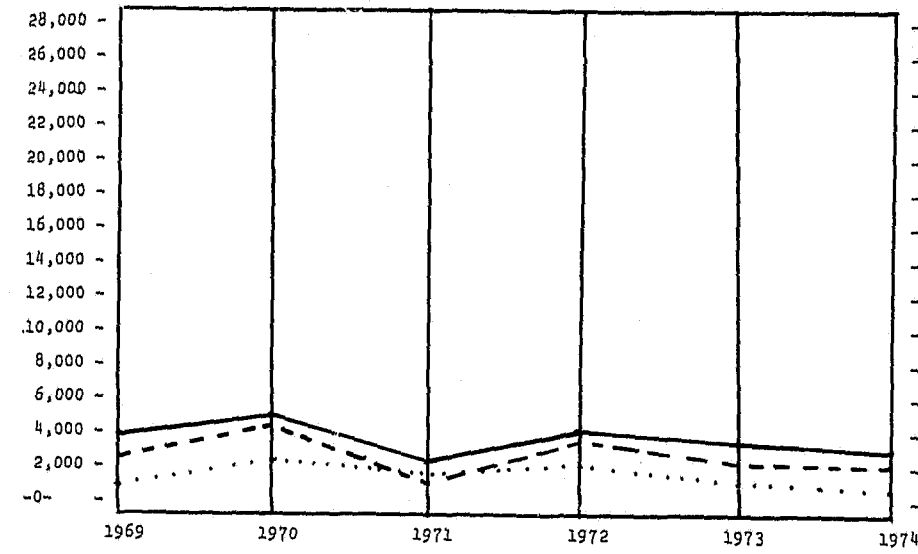


TOTAL - 1969-1974

Year	Total Filings	Total Terminations	Cases Pending 12/31
1969	41,508	29,098	12,412
1970	47,714	37,219	23,525
1971	45,873	34,934	32,602
1972	48,028	38,506	41,447
1973	49,694	37,578	53,663
1974	54,096	40,163	67,255

Key:
 Filed ———
 Terminated - - - -
 Pending ·····

OSAGE COUNTY

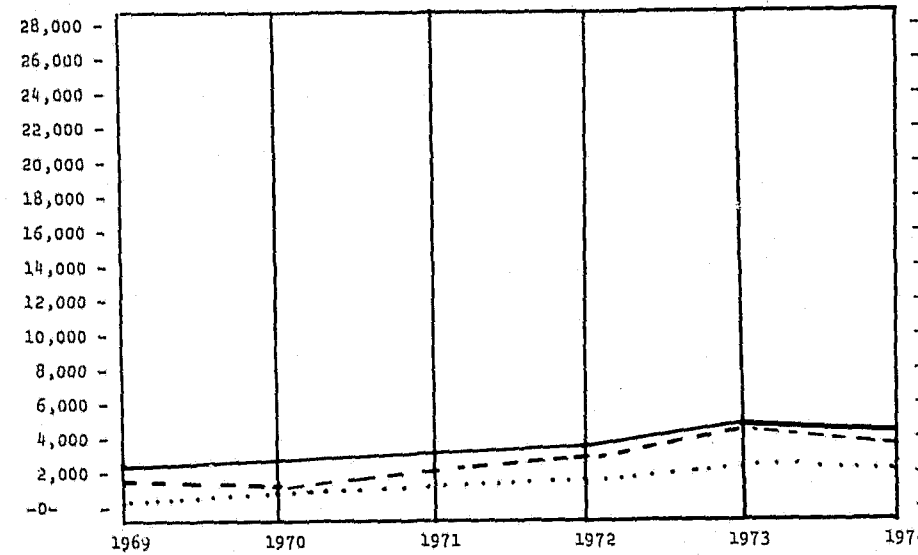


TOTAL - 1969-1974

Year	Total Filings	Total Terminations	Cases Pending 12/31
1969	3,882	2,763	1,170
1970	4,780	3,812	1,785
1971	2,343	1,390	1,584
1972	3,993	3,656	1,720
1973	3,521	2,571	1,414
1974	3,104	2,465	1,079

Key:
 Filed ———
 Terminated - - - -
 Pending ·····

OKMULGEE COUNTY

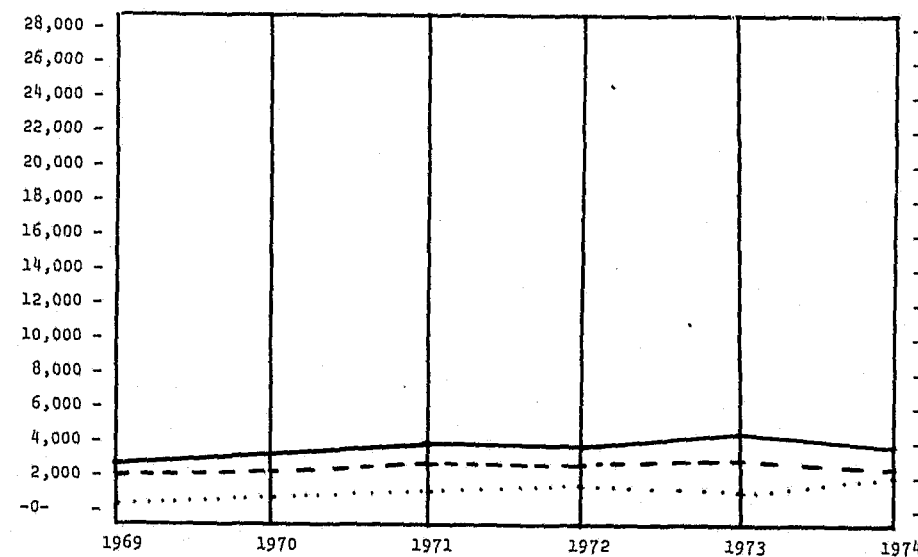


TOTAL - 1969-1974

Year	Total Filings	Total Terminations	Cases Pending 12/31
1969	2,555	1,614	941
1970	2,791	1,534	1,123
1971	3,090	2,117	1,169
1972	3,348	2,876	1,786
1973	4,908	4,886	2,292
1974	4,596	3,791	2,241

Key:
 Filed ———
 Terminated - - - -
 Pending ·····

OTTAWA COUNTY

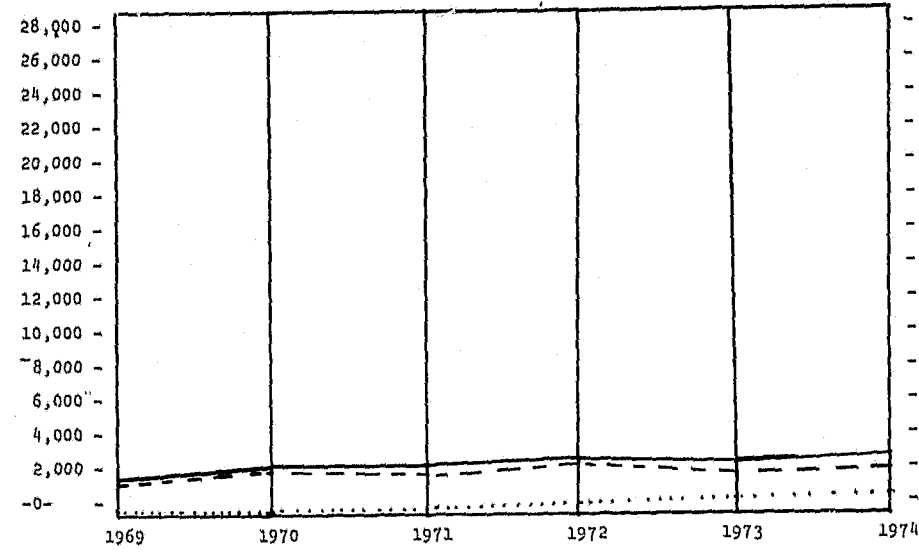


TOTAL - 1969-1974

Year	Total Filings	Total Terminations	Cases Pending 12/31
1969	2,734	2,082	652
1970	3,255	2,337	724
1971	3,820	2,897	1,139
1972	3,784	2,732	1,205
1973	4,555	2,999	1,024
1974	3,807	2,684	2,150

Key:
 Filed ———
 Terminated - - - -
 Pending ·····

PAWNEE COUNTY



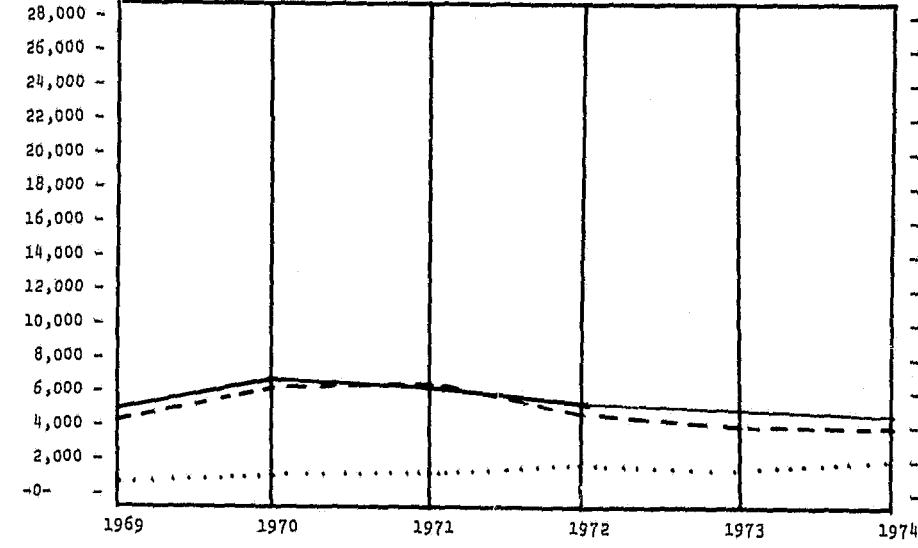
TOTAL - 1969-1974

Year	Total Filings	Total Terminations	Cases Pending 12/31
1969	1,762	1,683	121
1970	2,126	1,982	115
1971	2,090	1,889	116
1972	2,359	2,137	240
1973	2,156	1,830	327
1974	2,633	2,048	585

Key:

Filed ———
Terminated - - - -
Pending ·····

PITTSBURG COUNTY



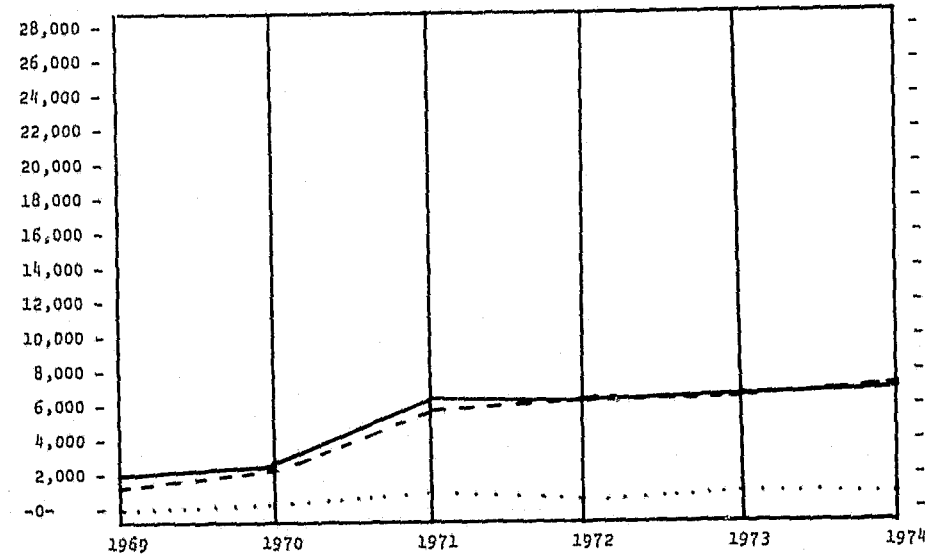
TOTAL - 1969-1974

Year	Total Filings	Total Terminations	Cases Pending 12/31
1969	5,172	4,236	936
1970	6,608	5,903	1,254
1971	6,127	6,142	1,259
1972	5,844	5,284	1,743
1973	4,705	4,421	1,534
1974	4,696	4,045	2,022

Key:

Filed ———
Terminated - - - -
Pending ·····

PAYNE COUNTY



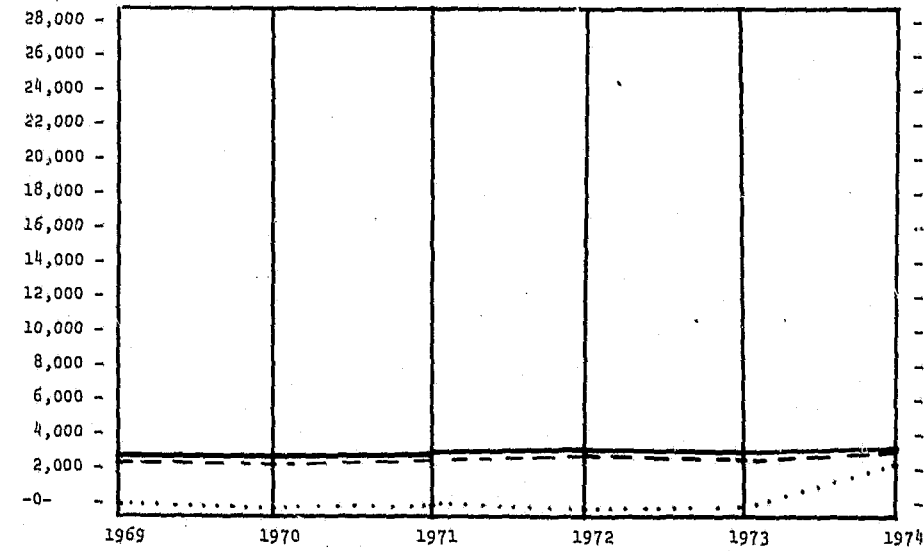
TOTAL - 1969-1974

Year	Total Filings	Total Terminations	Cases Pending 12/31
1969	2,028	1,495	532
1970	2,517	2,245	682
1971	6,377	5,712	1,171
1972	6,175	6,299	827
1973	6,446	6,363	1,010
1974	6,492	6,564	938

Key:

Filed ———
Terminated - - - -
Pending ·····

PONTOTOC COUNTY



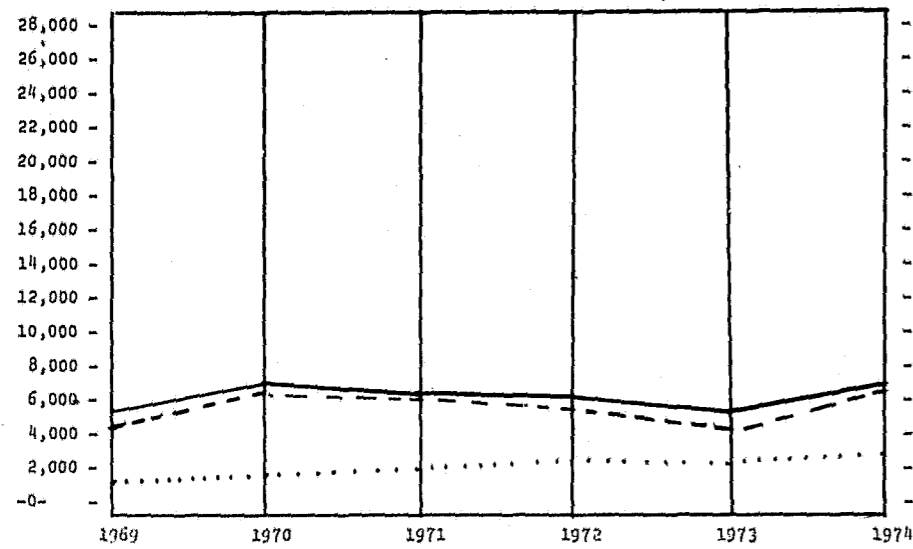
TOTAL - 1969-1974

Year	Total Filings	Total Terminations	Cases Pending 12/31
1969	2,805	2,315	490
1970	2,752	2,269	383
1971	2,886	2,457	429
1972	3,155	2,799	356
1973	3,030	2,653	366
1974	3,353	3,071	2,332

Key:

Filed ———
Terminated - - - -
Pending ·····

POTTAWATOMIE COUNTY

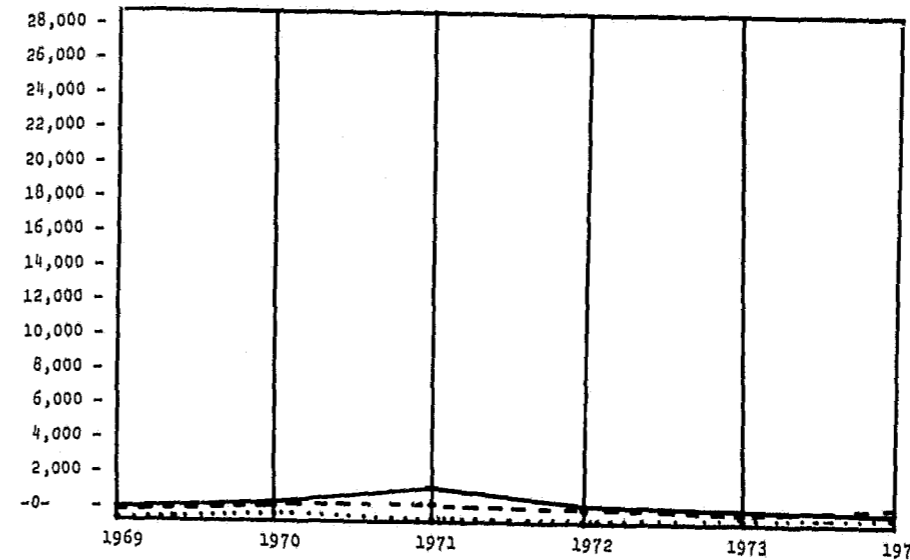


TOTAL - 1969-1974

Year	Total Filings	Total Terminations	Cases Pending 12/31
1969	5,643	4,305	1,333
1970	7,025	6,495	1,787
1971	6,379	6,084	1,836
1972	6,187	5,346	2,285
1973	5,616	4,652	2,182
1974	7,243	6,831	2,752

Key:
 Filed ———
 Terminated - - - -
 Pending

ROGER MILLS COUNTY

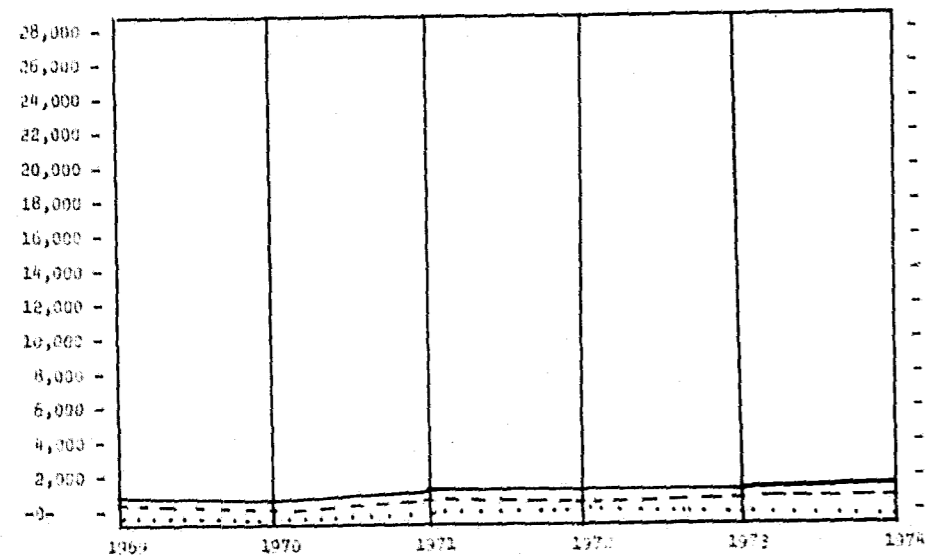


TOTAL - 1969-1974

Year	Total Filings	Total Terminations	Cases Pending 12/31
1969	421	366	55
1970	589	515	77
1971	1,212	474	57
1972	437	390	46
1973	380	356	51
1974	307	441	130

Key:
 Filed ———
 Terminated - - - -
 Pending

PUSHMATAHA COUNTY

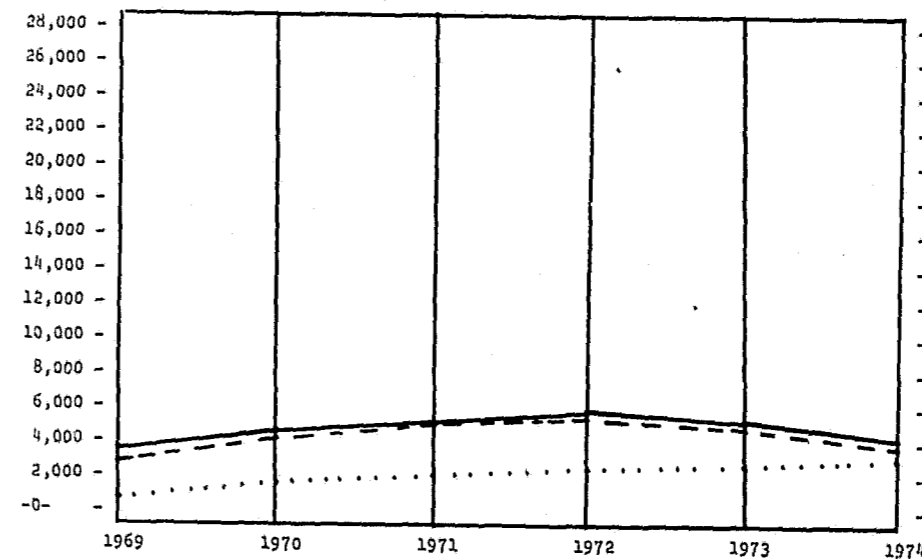


TOTAL - 1969-1974

Year	Total Filings	Total Terminations	Cases Pending 12/31
1969	1,077	809	277
1970	853	614	239
1971	1,350	986	526
1972	1,207	801	614
1973	1,119	963	342
1974	1,238	958	282

Key:
 Filed ———
 Terminated - - - -
 Pending

ROGERS COUNTY

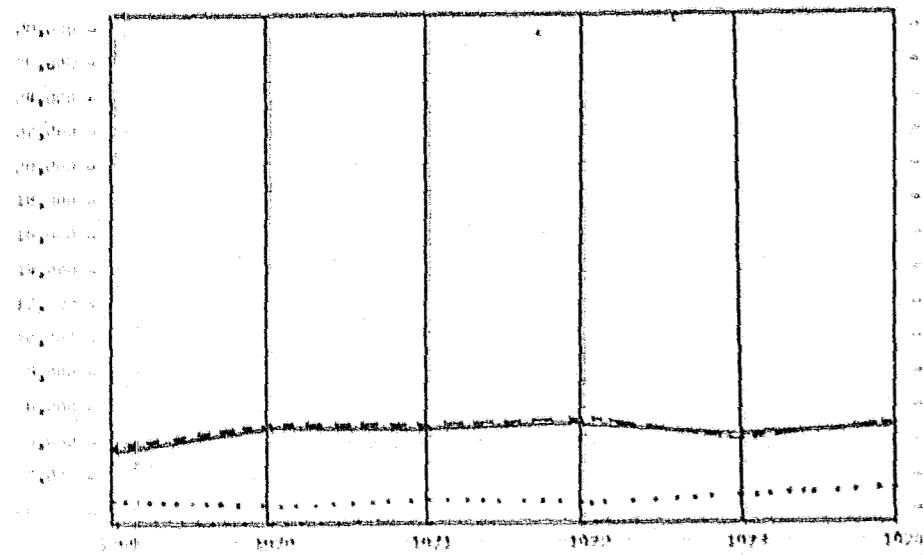


TOTAL - 1969-1974

Year	Total Filings	Total Terminations	Cases Pending 12/31
1969	3,727	2,950	857
1970	4,680	4,170	1,834
1971	4,964	4,944	1,854
1972	5,717	5,128	2,446
1973	5,050	4,701	2,795
1974	4,379	3,908	3,266

Key:
 Filed ———
 Terminated - - - -
 Pending

SEMINOLE COUNTY

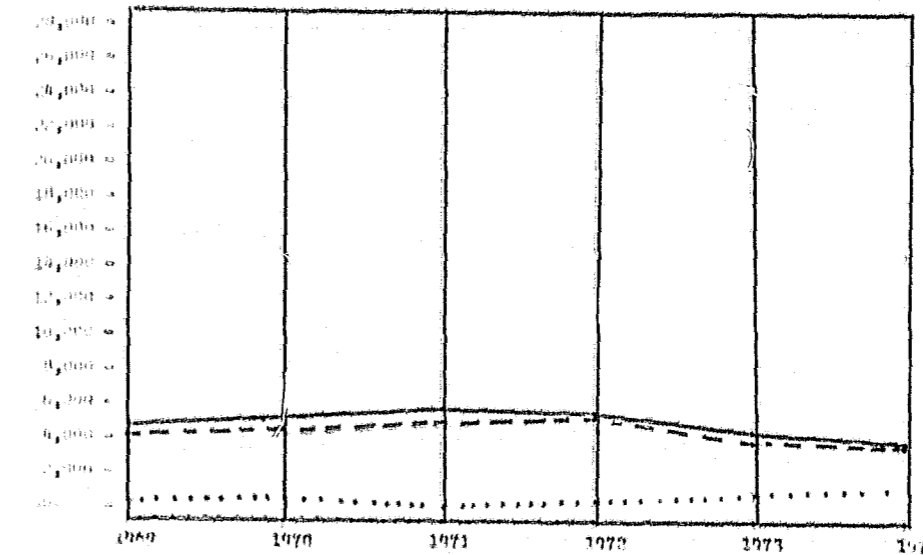


TOTAL - 1969-1974

Year	Total Filings	Total Terminations	Open Pending
1969	9,665	9,679	704
1970	9,671	9,763	640
1971	9,501	9,666	660
1972	9,736	9,761	630
1973	9,974	9,791	601
1974	9,509	9,709	1,021

Key:
 Filed
 Terminations
 Pending

STEPHENS COUNTY

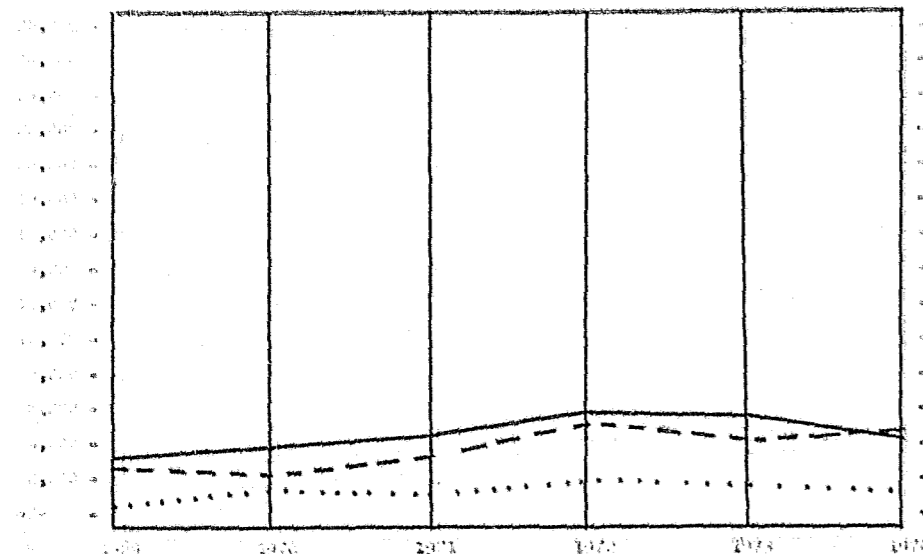


TOTAL - 1969-1974

Year	Total Filings	Total Terminations	Open Pending
1969	4,846	4,115	731
1970	5,261	4,443	820
1971	5,007	4,989	529
1972	5,442	5,164	806
1973	4,619	3,927	1,034
1974	3,944	3,816	1,124

Key:
 Filed
 Terminations
 Pending

STARBUCK COUNTY

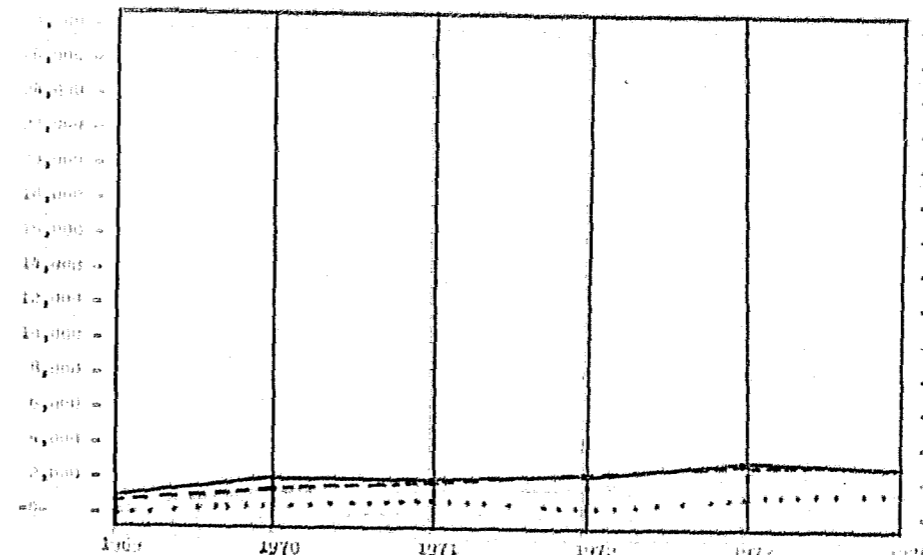


TOTAL - 1969-1974

Year	Total Filings	Total Terminations	Open Pending
1969	3,300	3,541	74
1970	3,620	3,916	1,095
1971	4,392	3,400	1,320
1972	5,919	5,369	1,824
1973	5,503	4,044	1,569
1974	4,109	4,607	1,071

Key:
 Filed
 Terminations
 Pending

TEXAS COUNTY

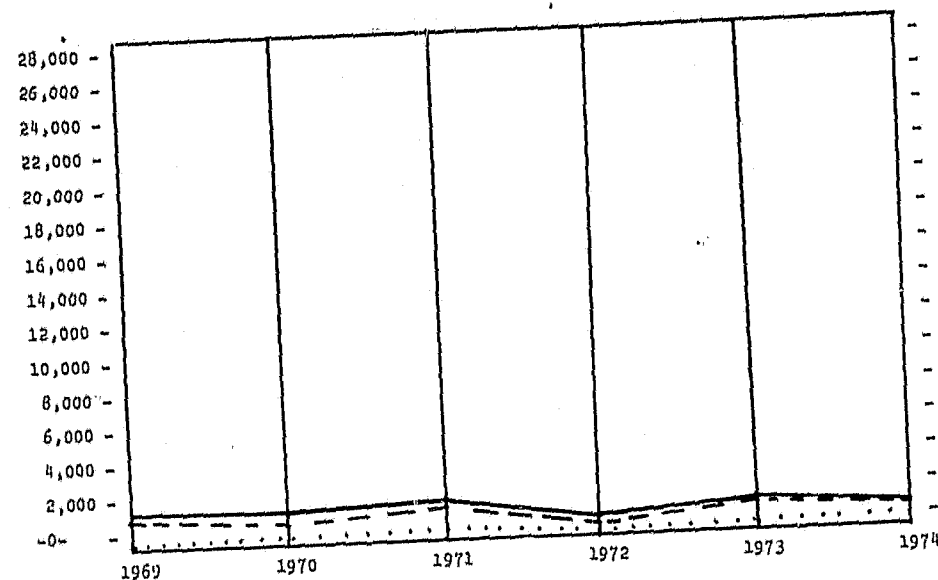


TOTAL - 1969-1974

Year	Total Filings	Total Terminations	Open Pending
1969	1,343	850	493
1970	2,016	1,609	926
1971	1,985	1,840	1,665
1972	2,239	2,432	870
1973	3,246	2,867	1,231
1974	3,210	3,161	1,340

Key:
 Filed
 Terminations
 Pending

TILLMAN COUNTY

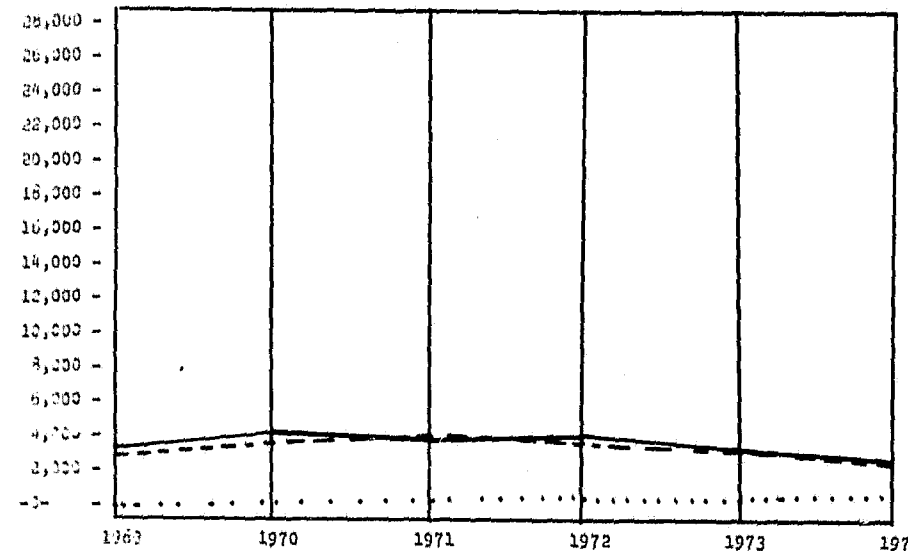


TOTAL - 1969-1974

Year	Total Filings	Total Terminations	Cases Pending 12/31
1969	1,394	1,234	162
1970	1,256	926	246
1971	1,479	1,348	304
1972	653	597	175
1973	1,164	1,110	289
1974	981	949	304

Key:
 Filed ———
 Terminated - - - -
 Pending ·····

WAGONER COUNTY

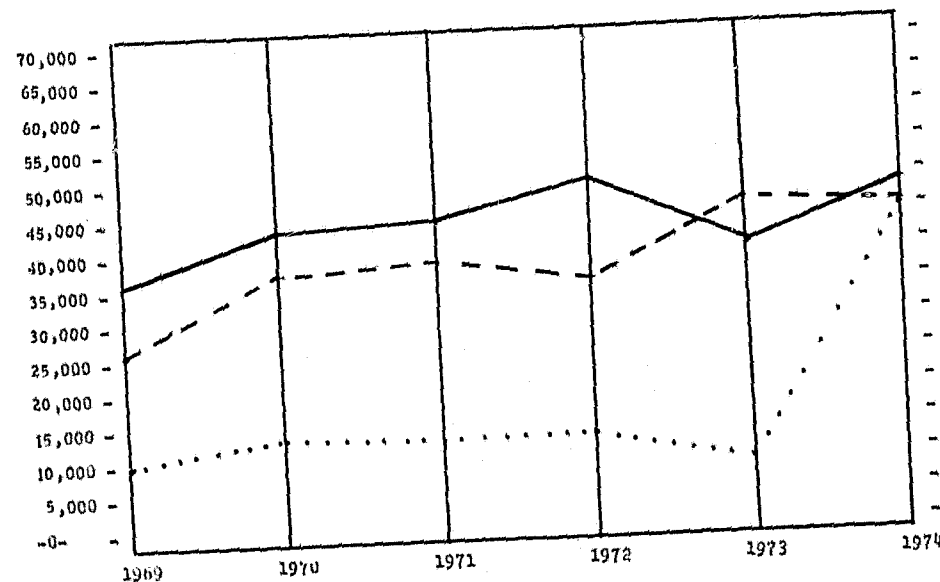


TOTAL - 1969-1974

Year	Total Filings	Total Terminations	Cases Pending 12/31
1969	3,520	3,079	441
1970	4,252	3,642	610
1971	3,933	3,954	621
1972	3,937	3,746	761
1973	3,367	3,365	761
1974	2,965	2,801	925

Key:
 Filed ———
 Terminated - - - -
 Pending ·····

TULSA COUNTY

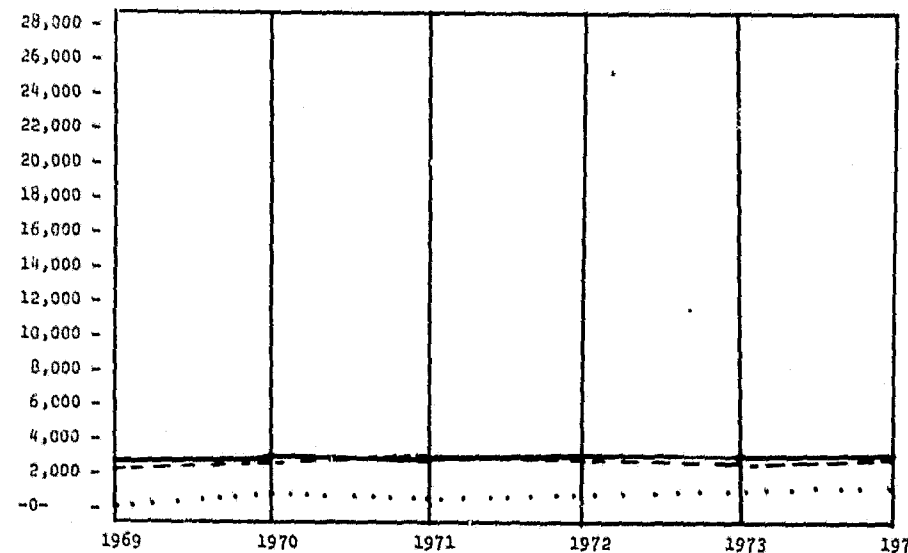


TOTAL - 1969-1974

Year	Total Filings	Total Terminations	Cases Pending 12/31
1969	35,995	26,042	9,952
1970	43,894	36,377	13,004
1971	44,784	37,624	12,454
1972	49,732	35,431	12,778
1973	39,470	46,499	8,603
1974	48,271	45,705	45,356

Key:
 Filed ———
 Terminated - - - -
 Pending ·····

WASHINGTON COUNTY

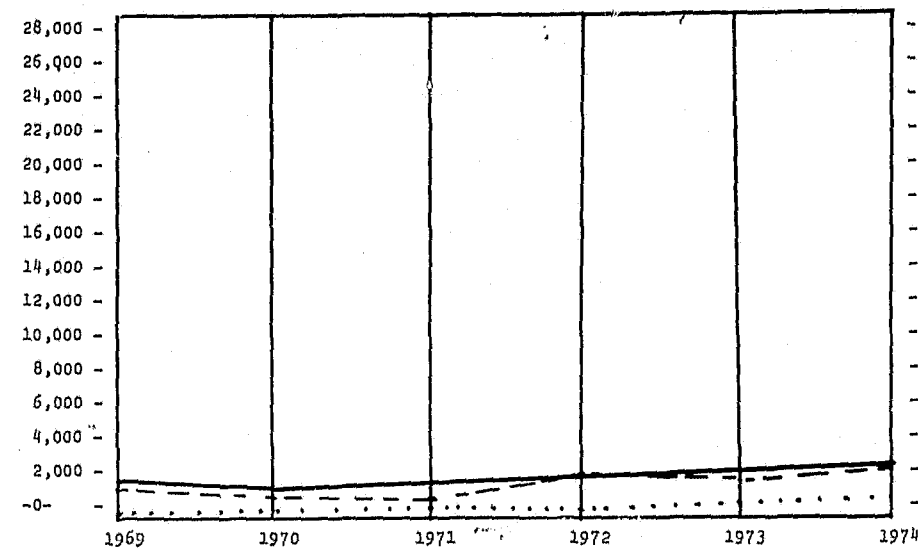


TOTAL - 1969-1974

Year	Total Filings	Total Terminations	Cases Pending 12/31
1969	2,745	2,153	588
1970	2,911	2,450	1,146
1971	2,796	3,063	812
1972	3,007	2,755	951
1973	2,948	2,596	1,206
1974	2,990	2,633	1,562

Key:
 Filed ———
 Terminated - - - -
 Pending ·····

WASHITA COUNTY

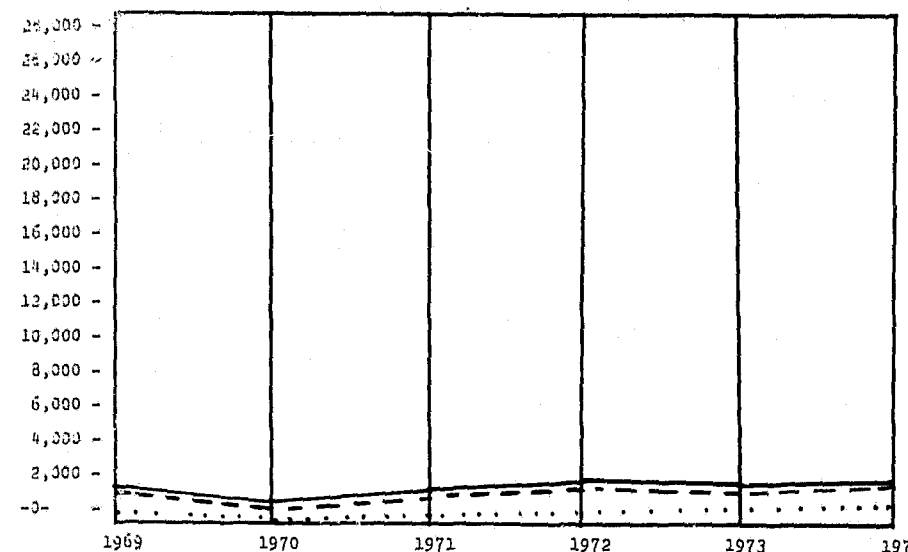


TOTAL - 1969-1974

Year	Total Filings	Total Terminations	Cases Pending 12/31
1969	1,593	1,375	239
1970	1,412	1,148	312
1971	1,443	1,107	430
1972	1,599	1,650	408
1973	1,698	1,469	535
1974	2,190	2,091	645

Key:
 Filed _____
 Terminated - - - - -
 Pending
 - - - - -

WOODWARD COUNTY

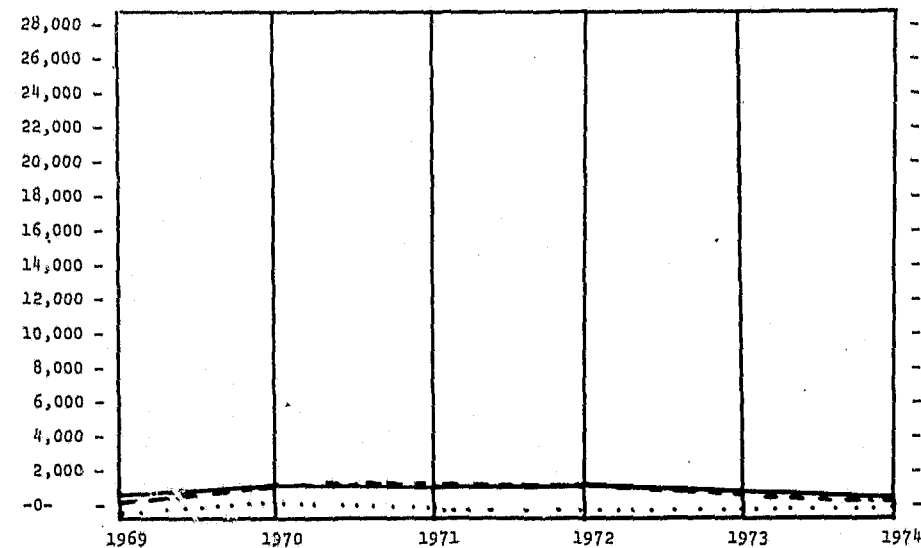


TOTAL - 1969-1974

Year	Total Filings	Total Terminations	Cases Pending 12/31
1969	1,785	1,482	303
1970	793	640	158
1971	1,686	1,346	340
1972	1,943	1,670	495
1973	1,776	1,360	504
1974	1,851	1,406	622

Key:
 Filed _____
 Terminated - - - - -
 Pending
 - - - - -

WOODS COUNTY



TOTAL - 1969-1974

Year	Total Filings	Total Terminations	Cases Pending 12/31
1969	1,127	883	244
1970	1,308	1,153	562
1971	1,295	1,383	474
1972	1,308	1,359	415
1973	1,126	1,057	486
1974	1,032	941	576

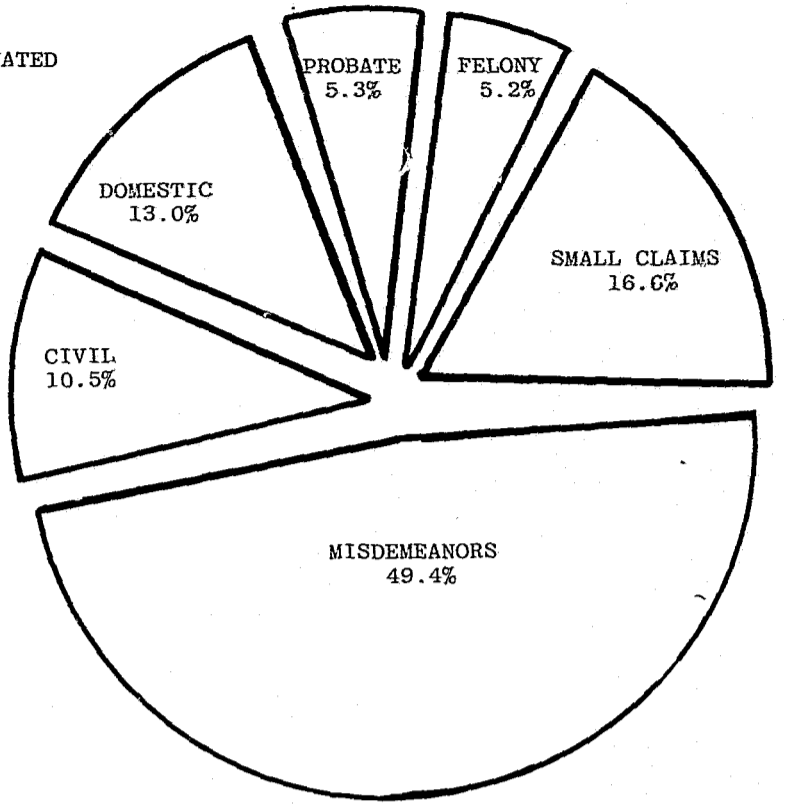
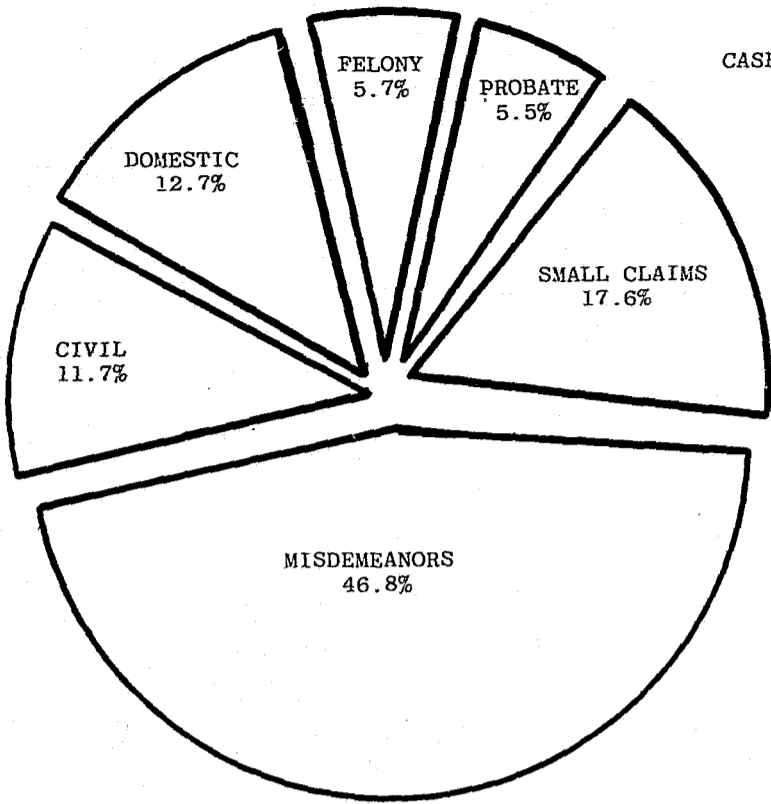
Key:
 Filed _____
 Terminated - - - - -
 Pending
 - - - - -

STATEWIDE COMPARISON
OF CASES
FILED, TERMINATED & PENDING
(DISTRICT COURTS)

1 9 7 4
STATEWIDE COMPARISON
OF CASES
BY CATEGORY

Category	Cases Filed	Percentage of Total	Cases Terminated	Percentage of Total	Cases Pending	Percentage of Total
CIVIL	38,603	11.7	30,674	10.5	43,413	19.8
DOMESTIC	41,723	12.7	38,164	13.0	31,177	14.2
FELONY	18,727	5.7	15,340	5.2	16,956	7.8
MISDEMEANORS	154,070	46.8	144,350	49.4	62,361	28.5
PROBATE	18,123	5.5	15,600	5.3	18,288	8.4
SMALL CLAIMS	57,893	17.6	48,626	16.6	46,655	21.3
TOTAL	329,139	100.0	292,754	100.0	218,850	100.0

DISTRICT COURT
CASES FILED AND TERMINATED
STATEWIDE

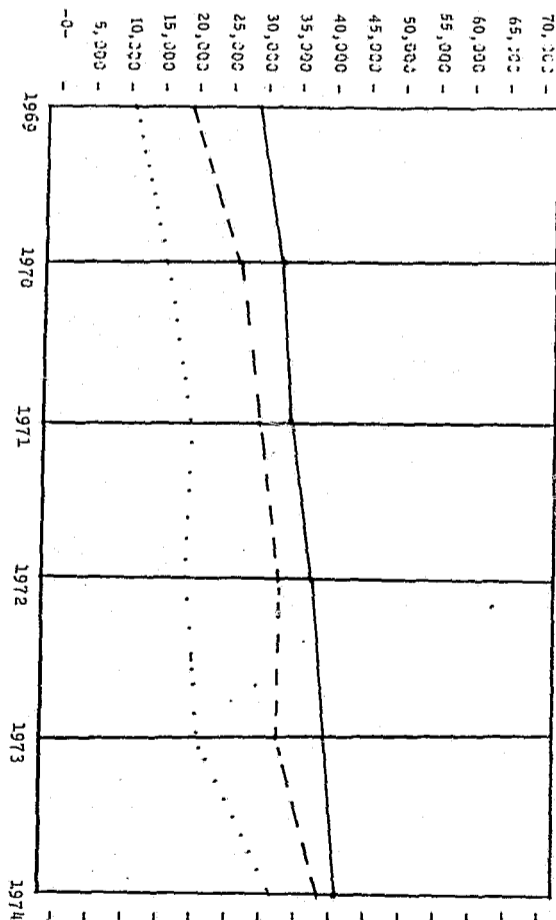


1974 CASES FILED

Category	Count	Percentage
CIVIL	38,603	11.7 %
DOMESTIC	41,723	12.7
FELONY	18,727	5.7
MISDEMEANORS	154,070	46.8
PROBATE	18,123	5.5
SMALL CLAIMS	57,893	17.6
TOTAL	329,139	100.0 %

1974 CASES TERMINATED

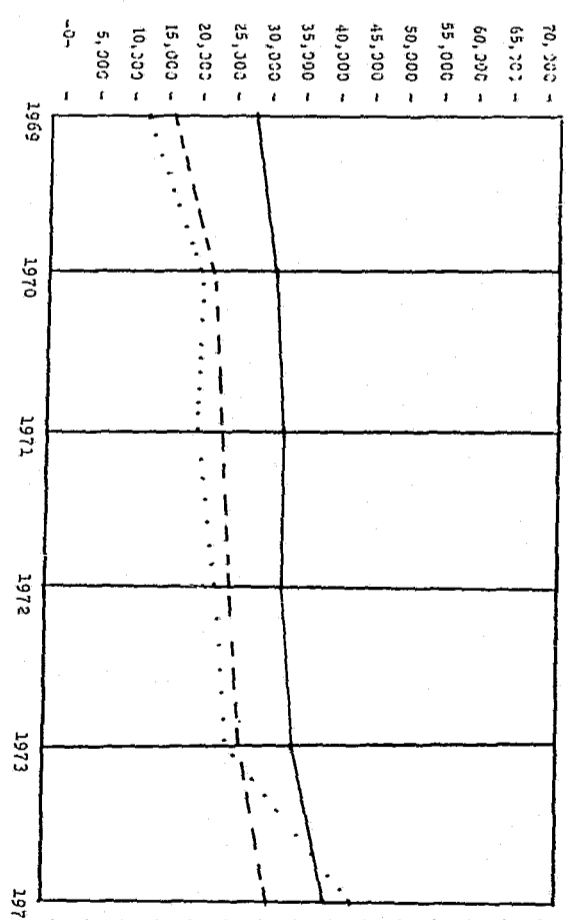
Category	Count	Percentage
CIVIL	30,674	10.5 %
DOMESTIC	38,164	13.0
FELONY	15,340	5.2
MISDEMEANORS	144,350	49.4
PROBATE	15,600	5.3
SMALL CLAIMS	48,626	16.6
TOTAL	292,754	100.0 %



DOMESTIC
STATEWIDE - 1969-1974

Year	Total Filings	Total Terminations	Cases Pending 12/31
1969	29,280	19,557	10,498
1970	32,894	26,554	15,234
1971	33,973	28,123	19,562
1972	37,299	32,207	18,857
1973	39,470	32,184	20,305
1974	41,723	38,164	31,177

Key:
Filed
Terminated
Pending

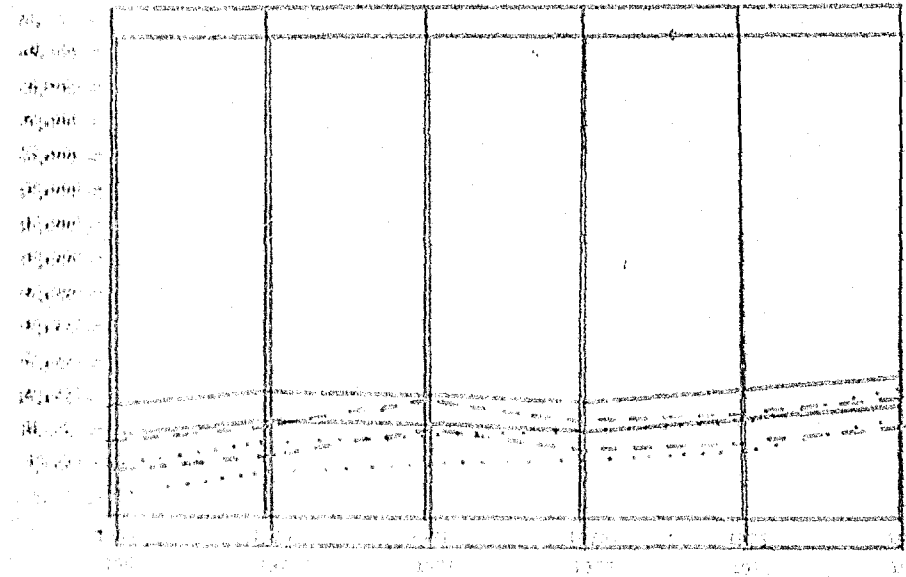


CIVIL
STATEWIDE - 1969-1974

Year	Total Filings	Total Terminations	Cases Pending 12/31
1969	27,973	15,870	12,690
1970	30,522	22,204	19,340
1971	31,301	22,634	18,647
1972	31,209	23,747	22,593
1973	34,441	26,527	23,708
1974	38,603	30,674	43,413

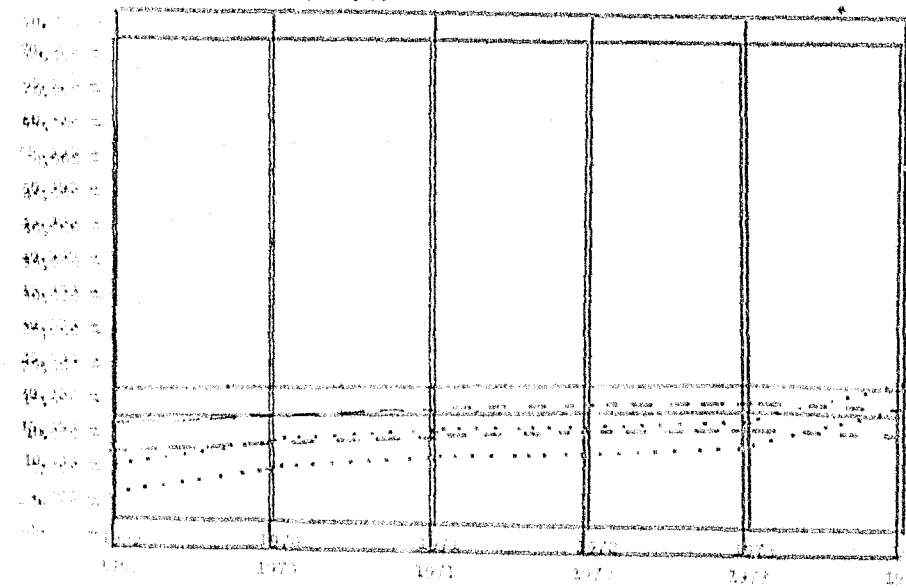
Key:
Filed
Terminated
Pending

PERIOD
MICHIGAN
STATEWIDE - 1969-1974



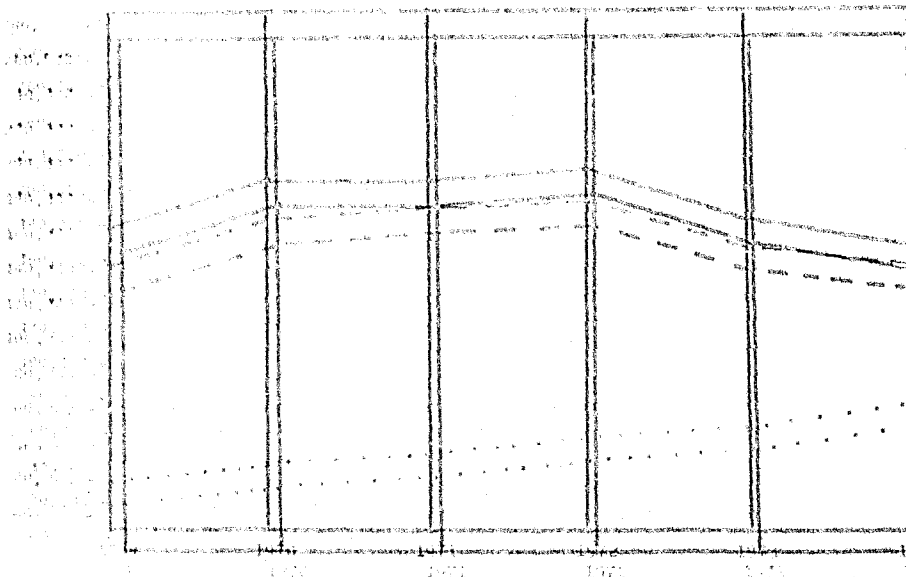
Year	1969	1971	1972	1973	1974
1969	14,526	15,441	15,288	15,900	16,288
1971	14,526	15,441	15,288	15,900	16,288
1972	14,526	15,441	15,288	15,900	16,288
1973	14,526	15,441	15,288	15,900	16,288
1974	14,526	15,441	15,288	15,900	16,288

PROBATE
STATEWIDE - 1969-1974



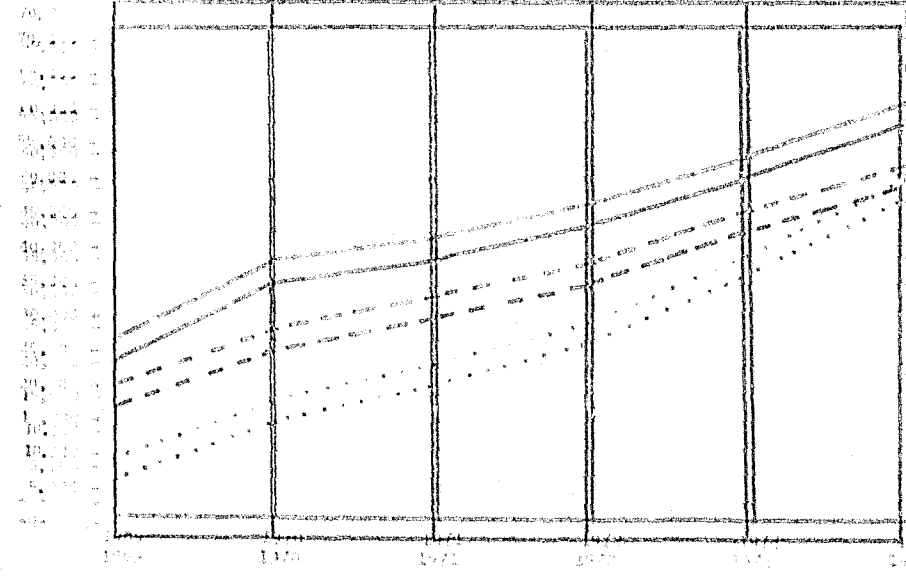
Year	1969	1971	1972	1973	1974
1969	14,526	15,441	15,288	15,900	16,288
1971	14,526	15,441	15,288	15,900	16,288
1972	14,526	15,441	15,288	15,900	16,288
1973	14,526	15,441	15,288	15,900	16,288
1974	14,526	15,441	15,288	15,900	16,288

MIDDLE CLASS
STATEWIDE - 1969-1974



Year	1969	1971	1972	1973	1974
1969	145,261	154,411	152,881	159,001	162,881
1971	145,261	154,411	152,881	159,001	162,881
1972	145,261	154,411	152,881	159,001	162,881
1973	145,261	154,411	152,881	159,001	162,881
1974	145,261	154,411	152,881	159,001	162,881

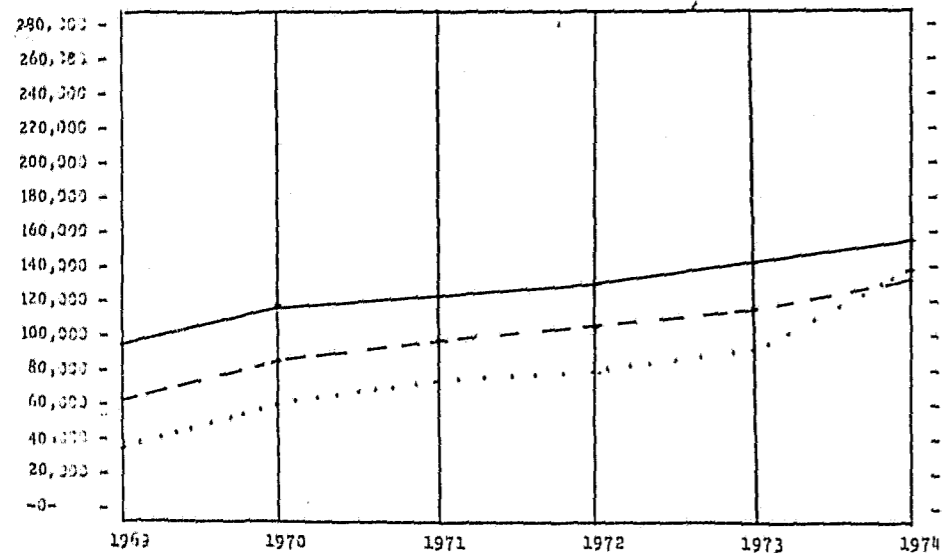
SMALL CLAIMS
STATEWIDE - 1969-1974



Year	1969	1971	1972	1973	1974
1969	145,261	154,411	152,881	159,001	162,881
1971	145,261	154,411	152,881	159,001	162,881
1972	145,261	154,411	152,881	159,001	162,881
1973	145,261	154,411	152,881	159,001	162,881
1974	145,261	154,411	152,881	159,001	162,881

CIVIL

STATEWIDE - 1969-1974



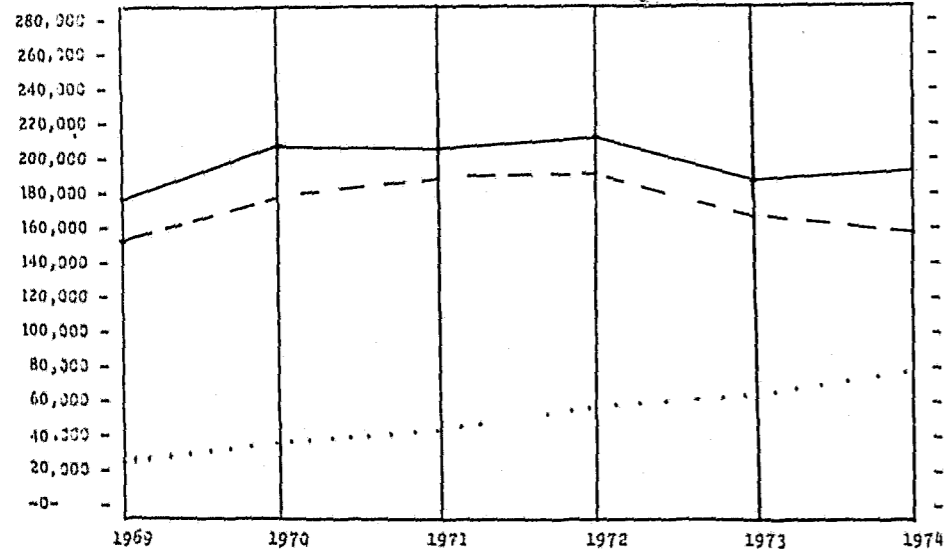
TOTAL - 1969-1974

Year	Total Filings	Total Terminations	Cases Pending 12/31
1969	97,914	64,092	35,658
1970	115,389	86,874	58,312
1971	120,892	93,594	69,880
1972	130,189	104,831	78,756
1973	142,744	118,401	93,271
1974	156,342	133,064	139,533

Key:
 Filed ———
 Terminated - - - -
 Pending

CRIMINAL

STATEWIDE - 1969-1974



TOTAL - 1969-1974

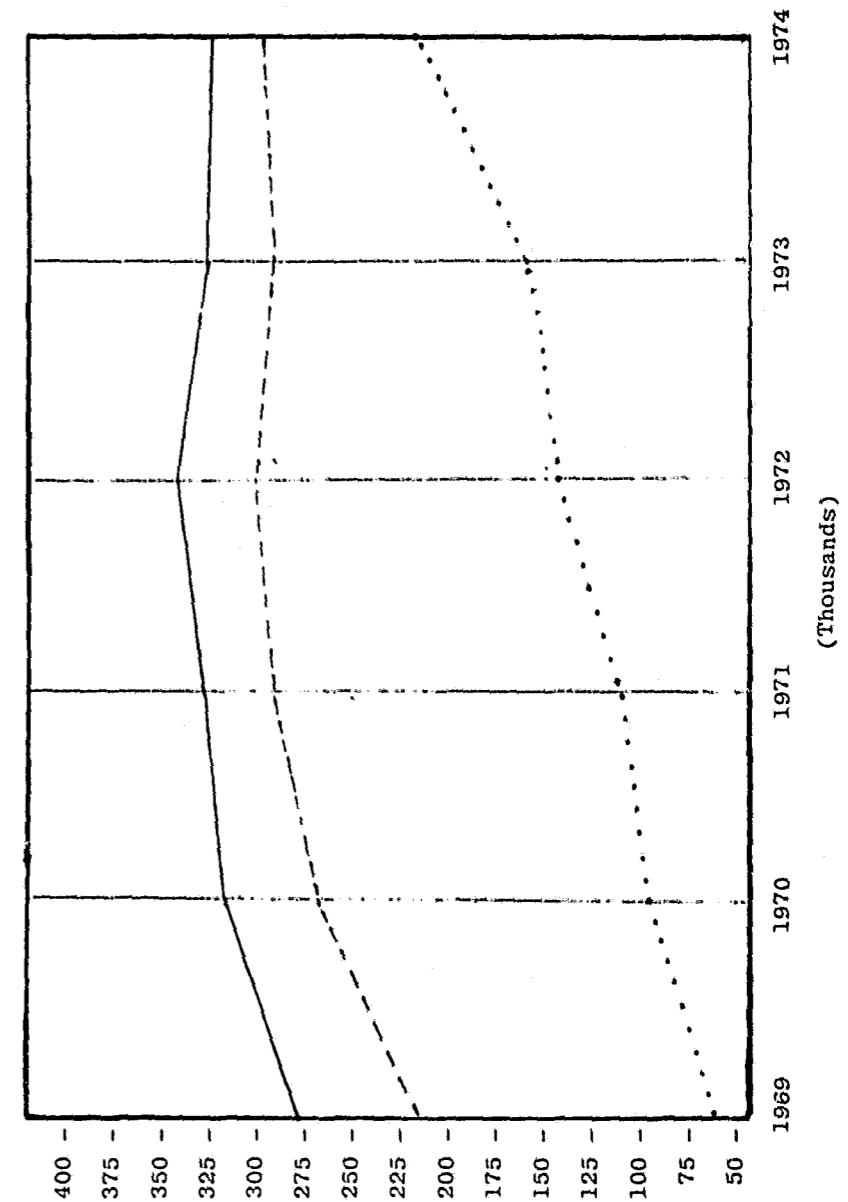
Year	Total Filings	Total Terminations	Cases Pending 12/31
1969	177,870	153,295	24,973
1970	206,536	177,744	35,186
1971	204,094	188,744	41,588
1972	210,164	188,853	53,411
1973	186,407	167,862	61,919
1974	172,797	159,690	79,317

Key:
 Filed ———
 Terminated - - - -
 Pending

Year	Total Filings	Total Terminations	Total Pending
1969	275,784	217,387	60,361
1970	321,925	264,618	93,548
1971	324,986	282,338	111,468
1972	340,353	293,684	148,824
1973	329,151	286,263	155,190
1974	329,139	292,754	218,850

Key:
 Filed ———
 Terminated - - - -
 Pending

TOTAL NUMBER OF CASES STATEWIDE
 1969 - 1974



INCREASE OR DECREASE IN CASES PENDING

STATEWIDE SUMMARY

1969	Cases Filed	Cases Terminated	Increase (+) or Decrease (-) in Cases Pending	Percentage of Increase
PROBATE	16,977	11,900	+ 5,077	29.9 %
CIVIL	27,973	15,870	+12,103	43.2
DOMESTIC	29,280	19,557	+ 9,723	33.2
FELONY	14,266	9,441	+ 4,825	33.8
MISDEMEANORS	163,604	143,854	+19,750	12.0
SMALL CLAIMS	23,684	16,765	+ 6,919	29.2
TOTAL	275,784	217,387	+58,397	21.1 %
1970				
PROBATE	17,278	13,133	+ 4,145	23.9 %
CIVIL	30,522	22,204	+ 8,318	27.2
DOMESTIC	32,894	26,554	+ 6,340	19.2
FELONY	15,959	11,497	+ 4,462	27.9
MISDEMEANORS	190,577	166,247	+24,330	12.8
SMALL CLAIMS	34,695	24,983	+ 9,712	27.9
TOTAL	321,925	264,618	+57,307	17.8 %
1971				
PROBATE	17,671	14,085	+ 3,586	20.2 %
CIVIL	31,301	22,634	+ 8,667	27.6
DOMESTIC	33,973	28,123	+ 5,850	17.2
FELONY	15,200	14,606	+ 594	3.3
MISDEMEANORS	188,894	174,138	+14,756	7.8
SMALL CLAIMS	37,947	38,752	+ 9,195	24.2
TOTAL	324,986	282,338	+42,648	13.1 %

INCREASE OR DECREASE IN CASES PENDING

STATEWIDE SUMMARY

1972	Cases Filed	Cases Terminated	Increase (+) or Decrease (-) in Cases Pending	Percentage of Increase
PROBATE	18,272	15,569	+ 2,703	14.8 %
CIVIL	31,209	23,747	+ 7,462	23.9
DOMESTIC	37,299	32,207	+ 5,092	13.7
FELONY	14,968	12,748	+ 2,220	14.8
MISDEMEANORS	195,196	176,105	+19,091	9.8
SMALL CLAIMS	43,409	33,308	+10,101	23.3
TOTAL	340,353	293,684	+46,669	13.7 %
1973				
PROBATE	18,835	16,347	+ 2,488	13.2 %
CIVIL	34,441	26,527	+ 7,914	23.0
DOMESTIC	39,470	32,184	+ 7,286	18.5
FELONY	16,622	13,771	+ 2,851	17.2
MISDEMEANORS	169,785	154,091	+15,694	9.2
SMALL CLAIMS	49,998	43,343	+ 6,655	13.3
TOTAL	329,151	286,263	+42,888	13.0 %
1974				
PROBATE	18,123	15,600	+ 2,523	13.9 %
CIVIL	38,603	30,674	+ 7,929	20.5
DOMESTIC	41,723	38,164	+ 3,559	8.5
FELONY	18,727	15,340	+ 3,387	18.1
MISDEMEANORS	154,070	144,350	+ 9,720	6.3
SMALL CLAIMS	57,893	48,626	+ 9,267	16.0
TOTAL	329,139	292,754	+36,385	11.1 %

WORKLOAD OF JUDGES

MOTION, DEMURRER and PRETRIAL DOCKETS

Judicial District	Number of Days Spent on Motion, Demurrer and Pretrial Dockets		Number of Pretrials held on Motion, Demurrer and Pretrial Dockets	
	1973	1974	1973	1974
1	91	67 1/2	92	128
2	168 1/2	173	217	207
3	78	122	129	140
4	246 1/4	236 1/4	307	298
5	132	133 1/4	221	265
7	498	689 1/2	922	881
8	43 1/2	33	66	50
9	121	96 1/2	90	109
10	71	70 1/2	95	77
11	170	160	178	166
12	65	58 1/2	69	50
13	18	36	20	172
14	589 1/4	654 1/2	1,243	1,154 1/2
15	339 1/2	559 1/2	325	625 1/2
16	131	101	141	91
17	54 1/2	69 1/2	60	84
18	114 1/2	137	150	172
19	99	81	34	38
20	187	175	168	182
21	59	59 3/4	60	66
22	170	150	192 1/2	177 1/2
23	96 1/2	112	120	93
24	211	282 1/2	457	728 1/2
25	92	87	84	83
TOTALS	3,845 1/2	4,344 3/4	5,440 1/2	6,038

PROBATE and GUARDIANSHIP PROCEEDINGS

Judicial District	Proceedings after granting letters of guardianship requiring an evidentiary hearing		Contested accounts or other proceedings in probate or administration of estate matters	
	1973	1974	1973	1974
1	24	10	32	23
2	57	55	333	304
3	164	136	905	676
4	924	1,177	441	549
5	266	291	563	567
7	220	139	1,887	817
8	-0-	-0-	4	13
9	20	26	347	417
10	16	107	37	199
11	16	7	11	11
12	56	62	236	262
13	42	47	24	6
14	1,035	1,122	58	67
15	167	179	76	101
16	35	18	166	109
17	11	15	9	11
18	3	6	276	313
19	1	14	10	5
20	54	37	107	43
21	90	77	351	294
22	364	314	262	433
23	184	186	229	409
24	159	283	67	89
25	64	56	107	110
TOTALS	3,972	4,364	6,538	5,828

CIVIL LITIGATION

Dispositions of Motions for Summary Judgment

Judicial District	Number of Motions Considered	Number of Summary Judgments Entered
	1974	1974
1	51	1
2	16	8
3	145	133
4	363	641
5	117	34
7	984	201
8	10	5
9	11	9
10	31	9
11	82	31
12	22	5
13	445	376
14	373	213
15	36	243
16	14	4
17	19	8
18	42	14
19	13	6
20	126	12
21	62	40
22	154	23
23	41	27
24	417	533
25	76	60
TOTALS	3,650	2,636

CRIMINAL LITIGATION

Motions to suppress evidence or to
quash information in criminal cases

Judicial District	1974
1	337
2	98
3	103
4	321
5	183
7	3,955
8	8
9	38
10	64
11	180
12	58
13	46
14	719
15	376
16	80
17	43
18	272
19	49
20	175
21	206
22	114
23	226
24	260
25	210
TOTAL	8,121

EXTRA-COUNTY ASSIGNMENTS

Judicial District	Number of Days Spent on Extra-County Assignments	
	1973	1974
1	100	131
2	116	113
3	10	38
4	94	216½
5	78	73½
7	10	1
8	21	11
9	7	20½
10	41	113
11	47	35
12	47	85
13	-0-	5
14	1	4
15	134	94
16	37	80
17	16	13
18	61	50
19	40	11
20	44	37½
21	12	14
22	67½	52
23	147½	162
24	128	158½
25	41	44
Totals	1,300	1,562½

DISPOSITIONS OF ANCILLARY PROCEEDINGS
WHICH REQUIRED AN EVIDENTIARY HEARING

310

Judicial District	Predecree or post-decree motions to modify custody or support orders in matrimonial actions, including contempt citations	Any postjudgment motion to vacate or modify a judgment whether filed in term time or after term	Proceedings in aid of execution, garnishment proceedings, proceedings to disclose assets or prejudgment and post-judgment receiverships	Any postjudgment proceeding in which the court's continuing jurisdiction is invoked in connection with a trust matter	Any other prejudgment or postjudgment proceeding
	1974	1974	1974	1974	1974
1	160	69	136	73	62
2	67	37	37	10	30
3	687	147	123	110	84
4	670	185	308	106	393
5	1,177	146	518	32	755
7	5,248	566	6,540	96	1,033
8	145	30	46	8	45
9	236	46	157	11	1,228
10	239	155	40	39	454
11	85	15	499	8	413
12	243	60	137	-0-	491
13	280	59	520	7	347
14	2,396	752	7,561	36	695

DISPOSITIONS OF ANCILLARY PROCEEDINGS
WHICH REQUIRED AN EVIDENTIARY HEARING

311

Judicial District	Predecree or post-decree motions to modify custody or support orders in matrimonial actions, including contempt citations	Any postjudgment motion to vacate or modify a judgment whether filed in term time or after term	Proceedings in aid of execution, garnishment proceedings, proceedings to disclose assets or prejudgment and post-judgment receiverships	Any postjudgment proceeding in which the court's continuing jurisdiction is invoked in connection with a trust matter	Any other prejudgment or postjudgment proceeding
	1974	1974	1974	1974	1974
15	735	219	162	15	138
16	137	39	41	2	8
17	66	36	30	4	45
18	328	189	72	5	360
19	209	36	74	3	353
20	277	173	117	45	105
21	485	157	330	26	297
22	713	297	233	49	494
23	426	45	384	8	204
24	803	314	347	49	633
25	166	77	194	66	394
TOTALS	15,978	3,849	18,606	808	9,091

JUDICIAL TRAVEL

312

Judicial District	Miles traveled within the county for performance of regular judicial duties on the trial bench		Miles traveled within the admin. judicial dist. for performance of assigned duties on the trial bench		Miles traveled outside the admin. judicial district for performance of assigned duties on the trial bench		Miles traveled to judicial meetings			
							STATEWIDE		LOCAL	
	1973	1974	1973	1974	1973	1974	1973	1974	1973	1974
1	12,492	-0-	12,897	15,849	201	3,450	2,880	3,598	-0-	1,020
2	11,744	7,234	22,946	24,334	3,194	2,327	6,202	4,486	160	856
3	-0-	-0-	464	744	696	3,274	2,646	2,226	126	241
4	-0-	-0-	24,878	27,516	4,656	15,843	4,050	4,194	970	1,762
5	10	-0-	8,087	7,415	4,393	4,180	3,800	4,481	582	786
7	4,400	860	10,782	10,996	585	-0-	1,878	6,565	332	1,616
8	7,877	12,260	1,868	1,465	1,950	510	1,900	3,030	120	120
9	2,500	2,836	3,918	3,990	170	1,180	1,578	1,209	-0-	68
10	1,840	6,120	3,096	4,546	580	2,166	220	130	-0-	260
11	-0-	482	4,332	2,401	-0-	1,000	2,638	1,712	-0-	-0-
12	-0-	-0-	4,960	5,030	54	600	1,524	1,700	6	420
13	22	280	1,092	6,156	-0-	-0-	1,276	1,272	-0-	-0-
14	1,069	-0-	12,360	10,977	-0-	288	5,311	4,228	31	480

JUDICIAL TRAVEL

313

Judicial District	Miles traveled within the county for performance of regular judicial duties on the trial bench		Miles traveled within the admin. judicial dist. for performance of assigned duties on the trial bench		Miles traveled outside the admin. judicial district for performance of assigned duties on the trial bench		Miles traveled to Judicial Meetings			
							STATEWIDE		LOCAL	
	1973	1974	1973	1974	1973	1974	1973	1974	1973	1974
15	-0-	10,346	20,448	7,308	3,102	5,710	2,412	2,038	818	-0-
16	60	2,110	1,054	3,685	2,678	2,118	1,484	1,708	84	-0-
17	-0-	988	6,501	11,312	1,332	2,102	2,870	2,256	140	10
18	68	200	5,679	7,378	160	-0-	-0-	-0-	12	-0-
19	-0-	-0-	2,172	-0-	2,050	1,110	2,390	2,004	301	394
20	-0-	86	12,649	10,798	1,672	2,122	1,540	2,907	647	72
21	-0-	-0-	6,724	5,562	1,478	810	1,688	1,899	60	1,568
22	4,905	4,368	4,721	3,007	4,060	3,232	3,336	3,088	372	376
23	-0-	-0-	7,076	7,913	3,776	2,468	3,524	3,464	801	320
24	18,094	18,025	6,043	8,945	7,881	4,836	3,836	4,497	670	620
25	3,900	3,690	805	1,365	3,368	4,853	3,036	2,017	226	-0-
TOTALS	68,981	69,885	185,552	188,692	48,036	64,178	62,019	64,699	6,458	10,989

JUVENILE PROCEEDINGS - Which required an Evidentiary Hearing

Judicial District	Predecisional and postdecisional motions or petitions in juvenile delinquency cases	Predecree and post-decree hearings in adoption cases	Postdecree hearings on support matters in bastardy cases
	1974	1974	1974
1	32	21	-0-
2	194	64	-0-
3	504	87	-0-
4	715	327	3
5	360	226	2
7	3,791	453	31
8	47	4	1
9	441	67	-0-
10	106	48	6
11	148	40	-0-
12	127	40	-0-
13	70	61	-0-
14	4,272	464	16
15	587	118	9
16	103	24	2
17	87	17	-0-
18	243	34	-0-
19	9	6	-0-
20	232	40	2
21	141	65	2
22	676	146	-0-
23	360	36	6
24	544	71	30
25	84	24	-0-
TOTALS	13,873	2,483	110

COUNTY BY COUNTY DISTRIBUTION OF LAWYERS PER JUDGE

COUNTY	NO. OF JUDGES IN EACH COUNTY	NO. OF LAWYERS IN EACH COUNTY	NO. OF LAWYERS PER JUDGE
ADAIR	1-1/2		
1969		4	2.6
1970		4	2.6
1971		5	3.3
1972		5	3.3
1973		6	4.0
1974		6	4.0
ALFALFA	1-1/5		
1969		9	7.5
1970		7	5.8
1971		6	5.0
1972		7	5.8
1973		6	5.0
1974		7	5.8
ATOKA	1-1/2		
1969		7	4.6
1970		7	4.6
1971		10	6.6
1972		11	7.3
1973		11	7.3
1974		8	5.3
BEAVER	1-1/4		
1969		8	6.4
1970		6	4.8
1971		6	4.8
1972		7	5.6
1973		8	6.4
1974		8	6.4
BECKHAM	1-1/6		
1969		12	10.2
1970		15	12.9
1971		14	11.9
1972		13	11.1
1973		15	12.9
1974		15	12.9
BLAINE	1-1/4		
1969		10	8.0
1970		10	8.0
1971		13	10.4
1972		13	10.4
1973		11	8.8
1974		11	8.8
BRYAN	3		
1969		19	6.3
1970		20	6.6
1971		18	6.0
1972		20	6.6
1973		21	7.0
1974		21	7.0

COUNTY BY COUNTY DISTRIBUTION OF LAWYERS PER JUDGE

COUNTY	NO. OF JUDGES IN EACH COUNTY	NO. OF LAWYERS IN EACH COUNTY	NO. OF LAWYERS PER JUDGE
CADDO	2-1/2		
1969		12	4.8
1970		14	5.6
1971		15	6.0
1972		14	5.6
1973		21	7.0
1974		16	10.7
CANADIAN	3		
1969		24	8.0
1970		27	9.0
1971		25	8.3
1972		26	8.6
1973		32	10.7
1974		35	11.7
CARTER	3		
1969		48	16.0
1970		49	16.3
1971		53	17.6
1972		53	17.6
1973		53	17.6
1974		54	18.0
CHEROKEE	1-1/2		
1969		11	7.3
1970		12	8.0
1971		13	8.6
1972		13	8.6
1973		15	10.0
1974		19	12.7
CHOCTAW	1-1/3		
1969		4	3.0
1970		7	5.2
1971		6	4.5
1972		7	5.2
1973		8	6.0
1974		8	6.0
CIMARRON	1-1/4		
1969		3	2.4
1970		3	2.4
1971		4	3.2
1972		3	2.4
1973		3	2.4
1974		4	3.2
CLEVELAND	3		
1969		111	37.0
1970		140	46.6
1971		120	40.0
1972		134	44.6
1973	4*	165	41.3
1974		182	45.5

COUNTY BY COUNTY DISTRIBUTION OF LAWYERS PER JUDGE

COUNTY	NO. OF JUDGES IN EACH COUNTY	NO. OF LAWYERS IN EACH COUNTY	NO. OF LAWYERS PER JUDGE
COAL			
1969	1-1/2	1	.7
1970		1	.7
1971		3	2.0
1972		3	2.0
1973		2	1.3
1974		2	1.3
COMANCHE	4		
1969		60	15.0
1970		60	16.0
1971		65	16.2
1972		70	17.5
1973		86	21.5
1974		83	20.8
COTTON	2		
1969		2	1.0
1970		3	1.5
1971		3	1.5
1972		4	2.0
1973		4	2.0
1974		4	2.0
CRAIG	1-1/3		
1969		11	8.2
1970		10	7.5
1971		10	7.5
1972		12	9.0
1973		13	8.7
1974		12	9.0
CREEK	4		
1969		48	12.0
1970		46	11.5
1971		45	11.2
1972		48	12.0
1973		50	12.5
1974		57	14.3
CUSTER	1-1/6		
1969		20	17.2
1970		21	18.1
1971		20	17.2
1972		22	18.9
1973		28	24.0
1974		26	22.4
DELAWARE	1-1/2		
1969		10	6.6
1970		11	7.3
1971		10	6.6
1972		11	7.3
1973		15	10.0
1974		16	10.7

COUNTY BY COUNTY DISTRIBUTION OF LAWYERS PER JUDGE

COUNTY	NO. OF JUDGES IN EACH COUNTY	NO. OF LAWYERS IN EACH COUNTY	NO. OF LAWYERS PER JUDGE
DEWEY	1-1/5		
1969		2	1.6
1970		2	1.6
1971		5	4.1
1972		5	4.1
1973		5	4.2
1974		6	5.0
ELLIS	1-1/6		
1969		5	4.3
1970		5	4.3
1971		5	4.3
1972		6	5.1
1973		6	5.1
1974		5	4.3
GARFIELD	3-1/4		
1969		61	18.7
1970		64	19.6
1971		62	19.0
1972		67	20.6
1973		66	20.3
1974		75	23.1
GARVIN	2-1/2		
1969		23	9.2
1970		23	9.2
1971		24	9.6
1972		22	8.8
1973		28	11.2
1974		36	14.4
GRADY	2-1/2		
1969		22	8.8
1970		21	8.4
1971		20	8.0
1972		25	10.0
1973		23	9.2
1974		25	10.0
GRANT	1-1/4		
1969		5	4.0
1970		7	5.6
1971		6	4.8
1972		6	4.8
1973		7	5.6
1974		7	5.6
GREER	1-1/6		
1969		10	8.5
1970		8	6.8
1971		7	6.0
1972		6	5.1
1973		6	5.1
1974		6	5.1

COUNTY BY COUNTY DISTRIBUTION OF LAWYERS PER JUDGE

COUNTY	NO. OF JUDGES IN EACH COUNTY	NO. OF LAWYERS IN EACH COUNTY	NO. OF LAWYERS PER JUDGE
HARMON	1-1/6		
1969		2	1.7
1970		2	1.7
1971		2	1.7
1972		2	1.7
1973		4	3.4
1974		5	4.3
HARPER	1-1/4		
1969		7	5.6
1970		7	5.6
1971		5	4.0
1972		4	3.2
1973		5	4.0
1974		6	4.8
HASKELL	1-1/3		
1969		4	3.0
1970		3	2.2
1971		3	2.2
1972		4	3.0
1973		5	3.8
1974		4	3.0
HUGHES	1-1/2		
1969		17	11.3
1970		15	10.0
1971		14	9.3
1972		15	10.0
1973		16	10.7
1974		17	11.3
JACKSON	2-1/4		
1969		18	8.0
1970		20	8.8
1971		20	8.8
1972		20	8.8
1973		16	7.1
1974		18	8.0
JEFFERSON	1-1/2		
1969		6	4.0
1970		6	4.0
1971		5	3.3
1972		4	2.6
1973		5	3.3
1974		5	3.3
JOHNSTON	1-1/4		
1969		5	4.0
1970		3	2.4
1971		5	4.0
1972		4	3.2
1973		4	3.2
1974		3	2.4

COUNTY BY COUNTY DISTRIBUTION OF LAWYERS PER JUDGE

COUNTY	NO. OF JUDGES IN EACH COUNTY	NO. OF LAWYERS IN EACH COUNTY	NO. OF LAWYERS PER JUDGE
KAY	2-1/2		
1969		74	29.6
1970		81	32.4
1971		82	32.8
1972		85	34.0
1973		79	31.6
1974		78	31.2
KINGFISHER	1-1/4		
1969		18	14.4
1970		19	15.2
1971		19	15.2
1972		17	13.6
1973		17	13.6
1974		18	14.4
KIOWA	1-1/4		
1969		14	11.2
1970		14	11.2
1971		17	13.6
1972		12	9.6
1973		12	9.6
1974		14	11.2
LATIMER	1-1/3		
1969		4	3.0
1970		4	3.0
1971		4	3.0
1972		4	3.0
1973		6	4.5
1974		6	4.5
LEFLORE	2-1/3		
1969		9	3.8
1970		9	3.8
1971		14	6.0
1972		14	6.0
1973		17	7.3
1974		19	8.1
LINCOLN	2		
1969		20	10.0
1970		18	9.0
1971		21	10.5
1972		18	9.0
1973		16	8.0
1974		20	10.0
LOGAN	1-1/2		
1969		13	8.6
1970		14	9.3
1971		15	10.0
1972		15	10.0
1973		14	9.3
1974		19	12.0

COUNTY BY COUNTY DISTRIBUTION OF LAWYERS PER JUDGE

COUNTY	NO. OF JUDGES IN EACH COUNTY	NO. OF LAWYERS IN EACH COUNTY	NO. OF LAWYERS PER JUDGE
LOVE	1-1/4		
1969		5	4.0
1970		6	4.8
1971		9	7.2
1972		9	7.2
1973		9	7.2
1974		9	7.2
McCLAIN	1-1/2		
1969		20	13.3
1970		20	13.3
1971		17	11.3
1972		17	11.3
1973		19	12.7
1974		15	10.0
McCURTAIN	2-1/3		
1969		9	3.4
1970		10	4.2
1971		11	4.7
1972		10	4.2
1973		13	5.6
1974		13	5.6
McINTOSH	1-1/2		
1969		9	6.0
1970		10	6.6
1971		10	6.6
1972		10	6.6
1973		11	7.3
1974		13	8.7
MAJOR	1-1/5		
1969		8	6.6
1970		8	6.6
1971		8	6.6
1972		9	7.5
1973		9	7.5
1974		10	8.3
MARSHALL	1-1/4		
1969		8	6.4
1970		13	10.4
1971		12	9.6
1972		12	9.6
1973		14	11.2
1974		13	10.4
MAYES	1-1/3		
1969		12	9.0
1970		14	10.5
1971		16	12.0
1972		18	13.5
1973		18	13.5
1974		18	13.5

COUNTY BY COUNTY DISTRIBUTION OF LAWYERS PER JUDGE

COUNTY	NO. OF JUDGES IN EACH COUNTY	NO. OF LAWYERS IN EACH COUNTY	NO. OF LAWYERS PER JUDGE
MURRAY	1-1/4		
1969		7	5.6
1970		8	6.4
1971		9	7.2
1972		11	8.8
1973		9	7.2
1974		9	7.2
MUSKOGEE	3		
1969		93	31.0
1970		98	32.6
1971		97	32.3
1972		100	33.3
1973		99	33.0
1974		98	32.6
NOBLE	1-1/2		
1969		8	5.3
1970		8	5.3
1971		8	5.3
1972		9	6.0
1973		11	7.3
1974		11	7.3
NOWATA	1-1/2		
1969		5	3.3
1970		6	3.4
1971		6	3.4
1972		6	3.4
1973		7	4.7
1974		7	4.7
OKFUSKEE	2		
1969		8	4.0
1970		8	4.0
1971		8	4.0
1972		8	4.0
1973		9	4.5
1974		10	5.0
OKLAHOMA	22		
1969		1455	66.1
1970		1681	76.4
1971		1711	77.7
1972		1669	75.8
1973		1778	80.8
1974		1911	86.9
OKMULGEE	4		
1969		34	8.5
1970		35	8.7
1971		35	8.7
1972		37	9.2
1973		37	9.3
1974		37	9.3

COUNTY BY COUNTY DISTRIBUTION OF LAWYERS PER JUDGE

COUNTY	NO. OF JUDGES IN EACH COUNTY	NO. OF LAWYERS IN EACH COUNTY	NO. OF LAWYERS PER JUDGE
OSAGE	3		
1969		35	11.6
1970		34	11.3
1971		30	10.0
1972		36	12.0
1973		38	12.7
1974		33	11.0
OTTAWA	2-1/2		
1969		32	12.8
1970		38	15.2
1971		32	12.8
1972		32	12.8
1973		39	11.6
1974		32	12.8
PAWNEE	1-1/2		
1969		8	5.3
1970		7	4.6
1971		8	5.3
1972		8	5.3
1973		10	6.7
1974		11	7.3
PAYNE	2-1/2		
1969		28	11.2
1970		33	13.2
1971		34	13.6
1972		38	15.2
1973		41	16.4
1974		44	17.6
PITTSBURG	2-1/2		
1969		41	16.4
1970		44	17.6
1971		43	17.2
1972		48	19.2
1973		48	19.2
1974		48	19.2
PONTOTOC	3		
1969		33	11.0
1970		39	13.0
1971		38	12.6
1972		39	12.6
1973		40	13.3
1974		38	12.6
POTTAWATOMIE	3		
1969		46	15.3
1970		45	15.0
1971		45	15.0
1972		47	15.6
1973		51	17.0
1974		51	17.0

COUNTY BY COUNTY DISTRIBUTION OF LAWYERS PER JUDGE

COUNTY	NO. OF JUDGES IN EACH COUNTY	NO. OF LAWYERS IN EACH COUNTY	NO. OF LAWYERS PER JUDGE
PUSHMATAHA	1-1/3		
1969		5	3.7
1970		5	3.7
1971		5	3.7
1972		5	3.7
1973		6	4.5
1974		7	5.3
ROGER MILLS	1-1/6		
1969		2	1.7
1970		2	1.7
1971		2	1.7
1972		3	2.5
1973		4	3.0
1974		4	3.0
ROGERS	1-1/3		
1969		20	15.0
1970		21	12.7
1971		20	15.0
1972		25	18.7
1973		29	21.8
1974		29	21.8
SEMINOLE	3-1/2		
1969		39	6.0
1970		36	8.6
1971		38	8.6
1972		38	9.3
1973		37	10.6
1974		36	10.3
SEQUOYAH	1-1/2		
1969		9	6.0
1970		13	8.6
1971		13	8.6
1972		14	9.3
1973		16	10.7
1974		17	11.3
STEPHENS	2-1/2		
1969		43	17.2
1970		44	17.6
1971		46	18.4
1972		50	20.0
1973		58	23.2
1974		60	24.0
TEXAS	1-1/4		
1969		20	16.0
1970		19	15.2
1971		17	13.6
1972		16	12.8
1973		18	14.4
1974		17	13.6

COUNTY BY COUNTY DISTRIBUTION OF LAWYERS PER JUDGE

COUNTY	NO. OF JUDGES IN EACH COUNTY	NO. OF LAWYERS IN EACH COUNTY	NO. OF LAWYERS PER JUDGE
TILLMAN	1-1/4		
1969		8	6.4
1970		10	8.0
1971		10	8.0
1972		10	8.0
1973		10	8.0
1974		10	8.0
TULSA	18-1/2		
1969		1107	63.2
1970		1184	67.6
1971		1135	64.8
1972		1213	69.3
1973		1277	69.0
1974		1290	69.7
WAGONER	1-1/2		
1969		6	4.0
1970		6	4.0
1971		9	6.0
1972		7	4.6
1973		6	4.0
1974		9	6.0
WASHINGTON	2-1/2		
1969		105	42.0
1970		110	44.0
1971		118	47.2
1972		104	41.6
1973		108	43.2
1974		108	43.2
WASHITA	1-1/4		
1969		6	4.8
1970		9	7.2
1971		9	7.2
1972		10	8.0
1973		10	8.0
1974		11	8.8
WOODS	1-1/5		
1969		17	14.1
1970		16	13.3
1971		17	14.1
1972		16	13.3
1973		16	13.3
1974		14	11.7
WOODWARD	1-1/5		
1969		19	15.8
1970		19	15.8
1971		20	16.6
1972		20	16.6
1973		23	19.2
1974		28	23.3

COUNTY BY COUNTY DISTRIBUTION OF LAWYERS PER JUDGE

Data Source:

- (a) For the number of lawyers: Annual Oklahoma Legal Directory, published by Legal Directories Publishing Company, Inc., 1314 Westwood Blvd., Los Angeles, California.
- (b) For the number of judges serving in a county: The district judge for a multi-county was counted as a fractional judge, the associate judge and the special judge as a full judge. The special judge was counted in the county whose population size authorized the creation of his office.

J U V E N I L E S T A T I S T I C S

JUVENILE STATISTICS - 1974

COUNTY	Certification Proceeding for Trial as an Adult		Juvenile Delinquency		Children in need of Supervision		Dependency and Neglect	
	Filed	Term	Filed	Term	Filed	Term	Filed	Term
Alber	-0-	-0-	32	27	24	18	14	11
Albion	-0-	-0-	19	17	-0-	-0-	-0-	-0-
Alcona	-0-	-0-	-0-	1	23	26	28	40
Beauregard	2	2	20	21	-0-	-0-	1	1
Benoni	-0-	-0-	5	4	28	8	4	2
Blaine	-0-	-0-	2	7	18	17	14	10
Bronx	7	6	10	9	46	31	18	20
Cadde	8	7	13	9	17	17	19	25
Camden	1	1	57	58	86	20	33	14
Carleton	27	35	64	57	36	38	36	31
Cherokee	3	3	24	30	83	50	25	22
Chickaw	-0-	-0-	5	8	7	7	5	5
Chippewa	-0-	-0-	5	-0-	2	3	1	-0-
Chisholm	-0-	-0-	28	46	38	34	59	23
Clark	7	7	27	24	-0-	-0-	3	1
Chatham	-0-	-0-	115	67	35	25	35	37
Clinton	-0-	-0-	18	15	-0-	-0-	2	-0-
Crow	1	1	14	11	16	17	6	8
Cross	15	-0-	109	50	6	-0-	50	-0-
Custer	3	-0-	41	43	6	6	28	29
Dakota	-0-	-0-	15	3	5	0	4	1
Dawson	-0-	-0-	25	11	5	3	3	-0-
DeWitt	-0-	-0-	8	1	3	1	-0-	-0-
Dodge	0	0	17	17	21	24	10	15
Dorchester	8	2	11	-0-	15	15	8	7
Douglas	-0-	-0-	8	4	12	2	56	3
Draft	-0-	-0-	4	-0-	-0-	-0-	-0-	-0-

JUVENILE STATISTICS - 1974

COUNTY	Certification Proceeding for Trial as an Adult		Juvenile Delinquency		Children in need of Supervision		Dependency and Neglect	
	Filed	Term	Filed	Term	Filed	Term	Filed	Term
			-0-	-0-	1	1	-0-	-0-
Graer	-0-	-0-	13	11	-0-	-0-	8	8
Harmon	4	4	2	-0-	1	-0-	1	1
Harper	-0-	-0-	9	9	-0-	-0-	-0-	-0-
Haskell	3	3	8	6	4	5	6	5
Hughes	-0-	-0-	7	16	126	208	53	88
Jackson	-0-	-0-						
			5	3	2	2	5	2
Jefferson	9	9	-0-	-0-	-0-	-0-	19	9
Johnston	-0-	-0-	30	18	59	47	12	7
Kay	-0-	-0-	7	10	2	1	7	7
Kingfisher	-0-	-0-	21	19	-0-	-0-	3	2
Kiowa	3	3	20	20	-0-	-0-	-0-	-0-
Latimer	-0-	-0-						
			30	32	28	35	34	34
LeFlore	1	1	21	20	11	12	4	5
Lincoln	5	2	33	24	14	13	12	8
Logan	2	2	10	10	-0-	-0-	-0-	-0-
Love	1	1	9	5	14	12	7	5
McClain	-0-	-0-	25	19	26	14	30	17
McCurtain	-0-	-0-						
			45	44	8	5	5	4
McIntosh	19	18	4	1	2	-0-	1	-0-
Major	1	1	26	21	3	-0-	3	1
Marshall	22	18	43	30	58	51	12	9
Mayes	-0-	-0-	8	7	12	5	6	4
Murray	1	1	20	18	95	120	74	74
Muskogee	-0-	-0-						
			2	2	15	15	8	8
Noble	1	1	28	23	2	2	2	1
Nowata	-0-	-0-	17	15	-0-	-0-	6	5
Okfuskee	2	2	1,688	595	-0-	-0-	-0-	-0-
Oklahoma	1	-0-						

330

JUVENILE STATISTICS - 1974

COUNTY	Certification Proceeding for Trial as an Adult		Juvenile Delinquency		Children in need of Supervision		Dependency and Neglect	
	Filed	Term	Filed	Term	Filed	Term	Filed	Term
Okmulgee	8	8	45	43	61	61	28	28
Osage	3	3	40	27	9	6	27	16
Ottawa	2	-0-	23	15	20	14	14	10
Pawnee	-0-	-0-	41	24	11	11	10	10
Payne	5	5	149	158	84	80	18	16
Pittsburg	-0-	-0-	64	10	25	3	18	2
Pontotoc	-0-	-0-	33	29	34	30	23	23
Pottawatomie	15	18	89	183	68	143	47	115
Pushmataha	-0-	-0-	5	3	2	1	2	2
Roger Mills	1	1	6	2	2	1	1	-0-
Rogers	-0-	-0-	33	23	24	21	9	9
Seminole	10	10	22	24	35	41	54	58
Sequoyah	3	-0-	55	53	2	-0-	8	7
Stephens	7	7	39	21	75	45	5	2
Texas	3	3	20	17	20	13	17	18
Tillman	3	3	9	12	14	25	2	2
Tulsa	34	-0-	639	530	124	233	296	185
Wagoner	-0-	-0-	38	56	17	27	5	9
Washington	-0-	-0-	17	14	71	32	16	15
Washita	15	15	16	16	9	9	3	3
Woods	-0-	-0-	11	10	3	-0-	1	-0-
Woodward	-0-	-0-	9	2	9	4	2	-0-
Totals	280	206	4,265	2,797	1,734	1,711	1,336	1,129

331

V. STATISTICAL DATA ON THE COST OF
OPERATING THE COURTS

BREAKDOWN OF EXPENDITURES FROM COURT FUNDS - 1974

	1. Bond Premium for Court Clerk	2. Juror and Witness Expenses	3. Out-of-County Service Fees	4. Compensation of Bailiffs	5. Compensation of Court Clerk, Deputy Clerk, Temporary Acting Court Reporters	6. Stipend for Tilia Oklahoma Counties	7. Office Supplies and Printing	8. Remounting and Remodeling
Adair	\$ 54.	\$ 4,769.	\$...	\$ 2,306.	\$ 1,952.	\$...	\$ 3,635.	\$ 509.
Alfalfa	37.	2,721.	134.	210.	58.	...	1,247.	...
Atoka	...	10,287.	272.	2,079.	4,516.	...	3,422.	...
Beaver	34.	2,959.	40.	210.	3,301.	...	5,963.	...
Beckham	18.	5,323.	76.	200.	4,232.	...	4,263.	...
Blaine	18.	6,398.	408.	315.	8,633.	...	5,423.	...
Bryan	18.	15,734.	450.	10,502.	7,715.	...	5,055.	12.
Caddo	...	17,260.	520.	4,050.	6,287.	...	8,238.	...
Canadian	...	12,698.	124.	3,114.	11,578.	...	19,220.	...
Carter	17.	20,052.	140.	9,834.	7,126.	...	12,384.	1,123.
Cherokee	17.	9,998.	389.	7,185.	14,588.	...	4,797.	...
Choctaw	20.	8,036.	160.	718.	5,090.	...	2,032.	...
Cimarron	20.	4,245.	136.	282.	68.	...	1,424.	1,441.
Cleveland	...	16,971.	2,090.	15,268.	3,128.	...	17,346.	9,745.
Coal	...	3,884.	135.	1,432.	3,486.	...	2,024.	...
Comanche	27.	36,265.	153.	17,799.	25,354.	...	23,169.	6.
Cotton	27.	35.	32.	439.	5,070.	...	5,593.	...
Craig	...	2,201.	...	1,293.	4,857.	...	4,655.	...
Creek	20.	15,659.	948.	3,341.	12,797.	...	9,914.	...
Custer	...	3,529.	92.	1,107.	46.	...	4,147.	525.
Delaware	57.	4,388.	421.	164.	990.	...	4,785.	154.
Dewey	...	1,741.	84.	60.	5,933.	...	2,796.	66.
Ellis	17.	2,377.	36.	130.	1,636.	...	1,155.	...
Garfield	38.	14,715.	379.	12,957.	13,823.	...	10,655.	850.
Garvin	...	10,567.	16.	4,665.	6,619.	...	5,133.	974.
Grady	46.	19,993.	322.	4,154.	2,341.	...	6,905.	...
Grant	70.	3,235.	12.	232.	2,950.	...
Greer	20.	1,997.	...	485.	4,812.	...	1,338.	1,240.
Harmon	37.	351.	...	156.	3,789.	...	1,920.	...
Harper	18.	2,042.	12.	105.	1,038.	...
Haskell	...	1,430.	47.	599.	1,615.	...
Hughes	18.	3,532.	184.	3,896.	3,422.	...
Jackson	18.	7,248.	108.	555.	17,216.	...	10,179.	1,232.
Jefferson	50.	3,457.	83.	150.	4,133.	...
Johnston	20.	1,866.	124.	787.	4,477.	...	2,408.	...
Kay	35.	15,421.	368.	5,575.	18,965.	...	18,013.	1,661.
Mingfisher	15.	4,093.	44.	216.	4,119.	...	1,776.	...
Kiowa	30.	4,804.	120.	468.	11,164.	...	2,122.	...
Latimer	...	4,670.	...	576.	5,462.	...	2,092.	...
LeFlore	32.	15,105.	30.	2,926.	11,256.	...	9,013.	...
Lincoln	37.	9,975.	32.	2,883.	7,699.	...	5,281.	...
Logan	...	5,084.	132.	4,950.	8,819.	...	4,982.	...
Love	17.	2,693.	71.	240.	1,222.	...
Major	30.	1,827.	81.	60.	304.	...	2,738.	...
Marshall	20.	1,943.	131.	1,565.	5,861.	...	6,275.	805.
Mayes	17.	11,193.	183.	9,201.	12,122.	...	7,296.	3,461.
McClain	17.	8,397.	604.	1,953.	1,543.	...	2,307.	38.
McCurtain	17.	12,441.	4.	5,854.	7,158.	...	5,813.	...
McIntosh	24.	6,237.	280.	3,510.	10,006.	...	4,045.	18.
Murray	...	3,061.	...	270.	9,709.	...	9,375.	...
Muskogee	...	17,150.	418.	5,839.	33,798.	...	7,988.	3,113.
Noble	70.	589.	...	390.	4,716.	...	2,832.	...
Nowata	17.	1,507.	16.	480.	1,812.	...
Okfuskee	34.	4,794.	...	180.	4,044.	...	2,354.	259.
Oklahoma	200.	193,038.	153.	157,930.	4,372.	676.	74,563.	6,798.
Okmulgee	38.	21,348.	427.	5,728.	7,473.	...	4,863.	...
Osage	...	8,687.	504.	8,025.	13,402.	...	6,287.	486.
Ottawa	...	12,467.	114.	2,415.	9,749.	...	8,103.	296.
Pawnee	20.	6,841.	...	370.	10,070.	...	4,972.	...
Payne	17.	1,488.	255.	8,468.	8,246.	...	7,496.	...

BREAKDOWN OF EXPENDITURES FROM COURT FUNDS - 1974

	1. Bond Premium for Court Clerk	2. Juror and Witness Expenses	3. Out-of-County Service Fees	4. Compensation of Esquires	5. Compensation of Court Clerk, Employees and Court Reporters	6. Stipend for Tulsa and Oklahoma Counties	7. Office Supplies and Printing	8. Renovating and Remodeling
Pittsburg	\$ 18.	\$ 24,241.	\$ 606.	\$ 8,520.	\$ 8,146.	\$...	\$ 3,996.	\$ 1,534.
Pontotoc	26.	5,928.	266.	6,071.	13,724.	...	9,622.	...
Pottawatomie	78.	15,226.	1,157.	14,081.	17,069.	...	15,630.	1,185.
Pushmataha	...	2,305.	64.	390.	10,221.	...	1,533.	...
Roger Mills	18.	1,521.	...	60.	49.	...	1,077.	...
Rogers	...	11,577.	313.	4,270.	22,930.	...	8,176.	...
Seminole	18.	3,996.	124.	2,385.	2,920.	...	10,990.	2,319.
Sequoyah	...	6,765.	21.	6,307.	6,916.	...	2,723.	...
Stephens	...	6,902.	273.	288.	2,307.	...	8,551.	91.
Texas	18.	8,408.	92.	637.	3,675.	...	3,065.	...
Tillman	38.	1,365.	60.	146.	5,313.	...	2,788.	...
Tulsa	197.	158,161.	2,915.	89,552.	73,563.	...	71,860.	97,900.
Wagoner	17.	6,664.	8.	1,095.	9,664.	...	2,300.	...
Washington	...	7,205.	16.	7,435.	376.	...	6,778.	3,434.
Washita	...	3,613.	88.	399.	5,381.	...	3,665.	...
Woods	...	5,365.	136.	210.	132.	...	2,713.	...
Woodward	43.	7,926.	180.	871.	3,512.	...	6,927.	...
TOTAL	\$ 1,824.	\$ 939,322.	\$ 18,424.	\$ 483,909.	\$ 584,486.	\$ 676.	\$ 566,641.	\$ 141,403.

BREAKDOWN OF EXPENDITURES FROM COURT FUNDS - 1974

	9. Maintenance of Courtrooms	10. Judicial Robes	11. Furniture and Fixtures	12. Equipment Maintenance	13. Postage	14. Books for Records	15. Trial Court	16. Appeals	ATTORNEY FEES FOR PAUPERS
Adair	\$ 621.	\$ 2.	\$...	\$ 2,278.	\$ 785.	\$ 1,435.	\$ 5,675.	\$ 1,493.	
Alfalfa	97.	...	6.	383.	460.	559.	1,250.	...	
Atoka	67.	...	189.	4,109.	1,438.	2,692.	11,380.	...	
Beaver	151.	...	104.	3,924.	465.	2,067.	927.	...	
Beckham	34.	8,020.	2,238.	2,024.	4,725.	...	
Blaine	1,534.	...	2,328.	4,062.	1,949.	3,089.	3,930.	300.	
Bryan	...	80.	818.	7,945.	1,848.	2,165.	11,810.	575.	
Caddo	70.	...	1,431.	957.	2,177.	408.	11,750.	750.	
Canadian	5,468.	104.	6,016.	32,000.	3,722.	6,087.	300.	...	
Carter	6,323.	...	4,873.	5,463.	3,267.	3,955.	17,595.	...	
Cherokee	267.	2.	668.	1,860.	1,359.	1,402.	7,579.	...	
Choctaw	2,443.	1,793.	1,165.	1,970.	6,200.	1,250.	
Cimarron	438.	...	408.	4,352.	547.	1,184.	1,900.	...	
Cleveland	238.	...	5,323.	10,479.	5,400.	15,863.	29,293.	...	
Coal	3,012.	649.	1,810.	3,809.	...	
Comanche	445.	309.	21,795.	7,107.	4,726.	4,039.	59,249.	500.	
Cotton	1,116.	436.	413.	3,875.	...	
Craig	1,033.	...	173.	2,690.	1,522.	692.	5,100.	...	
Creek	154.	...	863.	9,063.	4,130.	4,290.	14,540.	...	
Custer	2,161.	...	999.	3,804.	2,961.	2,054.	8,525.	500.	
Delaware	849.	107.	561.	2,429.	1,104.	1,572.	9,185.	...	
Dewey	1,820.	470.	606.	...	2,705.	...	
Ellis	50.	...	151.	1,483.	412.	410.	725.	...	
Garfield	...	289.	508.	9,340.	3,915.	1,651.	13,005.	800.	
Garvin	700.	1,007.	2,284.	1,143.	6,925.	...	
Grady	246.	...	819.	4,973.	3,024.	4,201.	12,557.	250.	
Grant	10.	...	2,442.	1,395.	808.	...	75.	...	
Greer	840.	...	1,709.	408.	1,103.	2,000.	
Harmon	332.	...	1,054.	1,829.	336.	707.	3,675.	...	
Harper	13.	...	579.	801.	330.	1,781.	1,935.	...	
Haskell	20.	...	1,504.	398.	829.	1,741.	2,515.	...	
Hughes	...	30.	...	2,867.	1,286.	857.	950.	...	
Jackson	746.	...	120.	3,816.	1,793.	7,648.	8,900.	150.	
Jefferson	420.	2,542.	666.	1,104.	2,975.	...	
Johnston	1,582.	40.	...	2,046.	839.	1,334.	4,250.	...	
Kay	400.	...	1,107.	8,738.	3,861.	3,261.	10,603.	600.	
Kingfisher	26.	...	243.	4,275.	1,080.	2,659.	2,100.	...	
Kiowa	82.	...	997.	2,053.	729.	1,065.	4,825.	250.	
Latimer	477.	1,406.	1,268.	451.	3,870.	500.	
LeFlore	487.	...	797.	3,084.	3,818.	1,967.	29,805.	5,815.	
Lincoln	3,837.	...	556.	3,400.	1,720.	3,102.	7,880.	650.	
Logan	2,816.	4.	1,136.	5,374.	2,198.	1,814.	4,940.	...	
Love	170.	...	499.	1,064.	512.	1,763.	2,000.	...	
Major	313.	...	306.	750.	820.	642.	425.	...	
Marshall	425.	...	1,175.	1,233.	1,264.	1,248.	7,200.	...	
Mayes	1,885.	10,950.	3,682.	1,753.	11,389.	550.	
McClain	154.	2,616.	1,513.	1,561.	6,785.	...	
McCurtain	2,332.	...	1,081.	5,992.	2,135.	1,807.	10,805.	2,850.	
McIntosh	1,246.	...	2,388.	1,224.	1,163.	894.	2,950.	...	
Murray	790.	200.	...	1,869.	1,311.	1,166.	2,535.	...	
Muskogee	3,000.	535.	4,245.	5,057.	4,039.	2,582.	16,675.	...	
Noble	2,502.	...	1,382.	287.	1,037.	85.	1,575.	...	
Nowata	371.	...	438.	733.	902.	1,055.	5,050.	...	
OKfuskee	2,648.	3,146.	997.	2,075.	...	
Oklahoma	112,146.	733.	18,920.	71,278.	26,002.	4,300.	209,227.	...	
Okmulgee	1,979.	117.	489.	5,277.	3,534.	2,602.	14,960.	1,258.	
Osage	296.	...	274.	7,940.	2,609.	2,050.	8,675.	1,675.	
Ottawa	4,240.	...	319.	7,237.	3,955.	666.	9,300.	500.	
Pawnee	612.	...	7,310.	1,044.	1,034.	2,592.	1,500.	...	
Payne	...	4.	772.	2,567.	4,004.	3,439.	14,550.	...	

BREAKDOWN OF EXPENDITURES FROM COURT FUNDS - 1974

	ATTORNEY FEES FOR PAUPERS							
	9. Maintenance of Courtrooms	10. Judicial Robes	11. Furniture and Fixtures	12. Equipment Maintenance	13. Postage	14. Books for Records	15. Trial Court	16. Appeals
Pittsburg	\$ 1,846.	\$...	\$ 2,234.	\$ 3,397.	\$ 3,591.	\$ 3,987.	\$ 6,015.	\$ 870.
Pontotoc	4,491.	...	1,782.	...	2,208.	1,450.	10,476.	769.
Pottawatomie	12,808.	...	968.	13,585.	4,324.	3,090.	13,328.	...
Pushmataha	2,246.	796.	1,546.	2,500.	...
Roger Mills	301.	1,116.	362.	997.	800.	...
Rogers	127.	...	1,792.	3,560.	2,289.	2,185.	8,500.	...
Seminole	87.	...	189.	558.	2,493.	...	17,845.	...
Sequoyah	1,060.	1.	69.	2,687.	1,592.	1,870.	8,225.	1,015.
Stephens	1,065.	49.	1,834.	3,156.	11,725.	...
Texas	883.	...	1,481.	3,238.	1,510.	2,281.	15,465.	500.
Tillman	470.	...	1,455.	2,852.	923.	1,428.	3,875.	...
Tulsa	135,015.	518.	27,632.	51,612.	37,791.	4,281.	117,249.	...
Wagoner	145.	2,119.	1,205.	2,421.	1,875.	...
Washington	9,544.	...	934.	1,094.	1,731.	2,346.	8,823.	75.
Washita	901.	3,361.	1,197.	939.	4,295.	500.
Woods	2,361.	635.	841.	3,215.	250.
Woodward	1,016.	2.	627.	2,315.	1,396.	2,999.	5,120.	...
TOTAL	\$ 333,308.	\$ 3,077.	\$ 144,850.	\$ 404,641.	\$ 202,097.	\$ 164,795.	\$ 869,490.	\$ 25,195.

BREAKDOWN OF EXPENDITURES FROM COURT FUNDS - 1974

	TELEPHONE FOR THE COURTS				MENTAL HEALTH HEARINGS			
	17. Transcripts Ordered by the Court	18. Mileage & Travel Expenses for Judges & Court Reporters	19. Long Distance	20. Other Telephone Expense	21. Doctors	22. Attorneys	23. Lawyers for Incompetents	24. Other Expenses Mental Health
Addicks	\$ 1,714.	\$ 24.	\$ 576.	\$ 700.	\$ 320.	\$ 60.	\$...	\$...
Alfalfa	181.	27.	56.	560.	160.	140.
Atoka	818.	153.	259.	380.	20.
Beaver	...	299.	122.	592.	160.	00.
Beckham	290.	...	404.	696.	400.	200.
Blaine	1,733.	...	283.	798.	400.	400.
Bryan	5,511.	225.	320.	1,644.	740.	340.
Caddo	2,027.	...	178.	1,061.	760.	380.
Canadian	687.	92.	414.	5,202.	860.	440.
Carter	813.	24.	416.	1,764.	1,940.	1,300.
Cherokee	3,100.	214.	643.	603.	1,170.	585.
Choctaw	2,154.	...	239.	357.
Cimarron	362.	410.	40.	100.
Cleveland	10,027.	524.	599.	1,452.	3,080.	1,440.
Coal	50.	...	457.	315.
Comanche	4,021.	599.	605.	2,703.	1,660.	1,110.
Cotton	123.	...	50.	203.	30.
Craig	440.	12.	707.	536.	1,300.	640.
Creek	3,653.	1,444.	1,297.	2,289.	960.	480.
Custer	1,670.	...	180.	504.	520.	260.
Delaware	258.	307.	1,035.	...	320.	160.
Dawey	554.	64.	132.	310.	80.	66.
Ellis	128.	...	114.	251.	40.	70.
Garfield	3,220.	65.	684.	4,306.	1,532.	750.
Garvin	636.	...	281.	664.	1,099.	595.
Grady	889.	...	751.	1,661.	800.
Grant	...	282.	...	624.	43.	20.
Greer	312.	...	34.	200.	280.	140.
Harmon	378.	...	46.	241.	40.	20.
Harpur	...	10.	121.	244.	160.	184.
Haskell	...	30.	187.	304.	380.	160.
Hughes	408.	56.	356.	504.	115.	40.
Jackson	914.	...	584.	1,323.	405.	100.
Jefferson	108.	...	114.	257.	80.	40.
Johnston	501.	...	639.	521.	208.	100.
Key	2,549.	1,414.	1,183.	1,698.	1,013.	777.
Kingfisher	70.	...	80.	272.
Kiowa	287.	...	31.	316.	40.	240.
Latimer	142.	...	116.	746.	...	260.
LeFlore	6,753.	36.	1,827.	...	5.	760.
Lincoln	2,173.	...	261.	436.	...	120.
Logan	425.	30.	226.	732.	680.	340.
Love	324.	25.	318.	257.
Major	124.	...	58.	220.	...	181.
Marshall	1,205.	87.	350.	621.	300.	120.
Mayes	2,054.	422.	819.	532.	1,700.	560.
McClain	651.	...	157.	701.	80.	40.
McCurain	2,618.	77.	701.	795.	840.	320.
McIntosh	787.	393.	578.	572.	505.	120.
Murray	152.	23.	285.	299.	40.	20.
Muskogee	3,217.	160.	4,417.	1,750.	1,105.	2,870.	195.	...
Noble	122.	16.	446.	576.	500.	260.
Nowata	289.	14.	156.	593.	330.	135.
Okfuskee	1,260.	39.	190.	373.	120.	60.
Oklahoma	38,343.	9,785.	...	35,303.	21,760.	10,880.
Okmulgee	6,545.	577.	1,345.	1,590.	1,860.	1,040.
Osage	2,686.	680.	625.	1,291.	855.	380.
Ottawa	785.	373.	166.	1,064.	680.	340.
Pawnee	1,107.	...	297.	375.	175.
Payne	195.	329.	145.	1,308.	1,240.	620.

BREAKDOWN OF EXPENDITURES FROM COURT FUNDS - 1974

	TELEPHONE FOR THE COURTS		MENTAL HEALTH HEARINGS				
	17. Transcripts Ordered by the Court	18. Mileage & Travel Expense for Judges & Court Reporters	19. Long Distance	20. Other Telephone Expense	21. Doctors	22. Attorneys	23. Lawyers for Incompetents
Pittsburg	2,238.	575.	411.	840.	560.	280.	...
Pontotoc	2,150.	...	732.	1,076.	280.	140.	...
Pottawatomie	2,026.	19.	...	2,458.	3,220.	180.	...
Pushmataha	370.	36.	118.	130.
Rogers Mills	66.	...	60.	244.
Rogers	898.	102.	765.	963.	1,520.	780.	...
Seminole	202.	129.	720.	864.	820.	420.	...
Sequoyah	1,778.	143.	503.	260.	1,100.	540.	...
Stephens	1,773.	...	242.	1,358.	1,000.	520.	...
Texas	1,258.	66.	478.	1,107.	80.	40.	...
Tillman	200.	...	68.	556.
Tulsa	26,547.	6,478.	761.	3,652.	15,227.	7,600.	...
Wagoner	2,123.	5.	54.	120.	520.	260.	...
Washington	870.	87.	254.	1,976.	985.	440.	...
Washita	43.	7.	82.	273.	440.	140.	...
Woods	1,260.	637.	358.	659.	300.	160.	...
Woodward	801.	164.	353.	849.	280.	184.	...
TOTAL	\$ 174,890.	\$ 20,881.	\$ 33,684.	\$ 103,906.	\$ 82,917.	\$ 43,674.	\$ 295.

BREAKDOWN OF EXPENDITURES FROM COURT FUNDS - 1974

	25. Paid Law Library	26. Other Expenditures	27. Paid General Fund	28. Bonds and Coupons Paid	29. Paid Judicial Fund
	Adair	1,000.	20,804.
Alfalfa	6,000.	10,997.
Atoka	5,526.	8,948.
Beaver	4,800.	70.	14,340.	3,834.
Beckham	5,500.	710.	27,744.	28,916.
Blaine	3,890.	3,930.	9,580.	14,326.
Bryan	6,000.	34,152.	19,942.
Caddo	30,449.	33,841.
Canadian	7,789.	11,298.	62,406.
Carter	2,000.	10,800.	8,324.
Cherokee	6,000.	474.	10,269.	3,472.
Choctaw	3,792.	983.	32,912.	4,568.
Cimarron	4,001.	478.	6,017.	4,720.
Cleveland	3,000.	750.	69,299.
Coal	1,503.	4,824.	1,495.
Comanche	4,672.	2,584.	102,660.
Cotton	4,000.	9,564.	6,165.
Craig	3,000.	10,572.	10,007.
Creek	6,353.	484.	33,872.	27,975.
Custer	5,392.	17,364.	51,562.
Delaware	2,825.	50.	9,364.	20,970.
Dewey	1,066.	2,736.	486.
Ellis	1,000.	1,092.	13,424.
Garfield	8,000.	8,160.	77,060.
Garvin	2,000.	13,748.	54,814.
Grady	7,339.	1,004.	32,504.	21,720.	41,014.
Grant	108.	9,195.	4,585.
Greer	2,505.
Harmon	1,511.	13,777.
Harper	4,000.	142.	2,484.	13,539.
Haskell	3,257.	14,268.
Hughes	1,465.	9,358.
Jackson	4,637.	11,244.	13,490.
Jefferson	4,000.	215.	4,701.	16,374.
Johnston	12,147.
Kay	6,000.	20,532.	16,421.
Kingfisher	6,000.	97.	12,472.	20,245.
Kiowa	6,000.	11,316.	8,896.
Latimer	3,960.
LeFlore	6,000.	20,797.
Lincoln	5,212.	50.	17,344.	31,690.
Logan	4,204.	31,928.	3,865.
Love	2,142.	9,072.	23,053.
McClain	1,000.	57.	29,916.	12,919.
McCurain	3,800.	335.	1,672.	34,130.
McIntosh	2,590.	12,336.	6,832.
Major	4,000.	3,267.	35,761.
Marshall	3,402.	2,095.
Mayes	6,000.	6,864.
Murray	5,176.	35.	24,524.	42,218.
Muskogee	11,206.	865.	16,816.	83,097.
Noble	1,500.	627.	14,592.	13,356.
Nowata	2,000.	74.	2,619.
Okfuskee	8,760.	16,897.
Oklahoma	22,000.	1,687.	423,174.
Okmulgee	4,500.	17,260.	832.
Osage	6,000.	22,885.
Ottawa	6,000.	1,605.	15,044.	27,534.
Pawnee	4,063.	412.	3,243.	18,737.
Payne	5,568.	1,240.	26,188.	39,069.

BREAKDOWN OF EXPENDITURES FROM COURT FUNDS - 1974

	24 Paid Law Library	25 Other Expenditures	27 Paid General Fund	28 Bonds and Coupons Paid	29 Paid Judicial Fund				
Pittsburg	4,967.	36,264.	28,605.				
Pontotoc	6,000.	481.	42,773.				
Pottawatomie	8,000.	10,960.	50,455.				
Pushmataha	2,122.	723.	15,333.				
Roger Mills	4,282.				
Rogers	7,446.	25,532.	13,172.				
Seminole	6,000.	350.	15,488.	10,088.				
Sequoyah	4,763.	10,920.	62,624.				
Stephens	5,139.	38,000.	18,000.				
Texas	3,314.	853.	22,216.	18,838.				
Tillman	2,500.	3,789.				
Tulsa	20,000.	28,409.	62,837.				
Wagoner	4,000.	31,030.	2,150.				
Washington	35,038.				
Washita	4,000.	561.	3,780.	31,002.				
Woods	4,000.	792.	8,046.				
Woodward	6,000.	6,732.	21,225.				
TOTAL	\$ 336,437.	\$ 96,400.	\$ 967,683.	\$ 30,915.	\$1,976,525.				

CONTINUED

4 OF 5

BREAKDOWN OF EXPENDITURES FROM COURT FUNDS - 1974

	25 Paid Law Library	26 Other Expenditures	27 Paid General Fund	28 Bonds and Coupons -aid	29 Paid Judicial Fund
Pittsburg	4,967.	36,264.	28,605.
Pontotoc	6,000.	481.	42,773.
Pottawatomie	8,000.	10,960.	50,455.
Pushmataha	2,122.	723.	15,333.
Roger Mills	4,282.
Rogers	7,446.	25,532.	13,172.
Seminole	6,000.	350.	15,488.	10,088.
Sequoyah	4,763.	10,920.	62,624.
Stephens	5,139.	38,000.	18,000.
Texas	3,314.	853.	22,216.	18,838.
Tillman	2,500.	3,789.
Tulsa	20,000.	38,409.	62,831.
Wagoner	4,000.	31,030.	2,159.
Washington	35,038.
Washita	4,000.	561.	3,780.	31,002.
Woods	4,000.	792.	8,046.
Woodward	6,000.	6,732.	21,225.
TOTAL	\$ 336,437.	\$ 96,400.	\$ 967,683.	\$ 30,915.	\$1,976,525.

PERCENTAGE OF INCREASE OR (DECREASE) IN COURT FUND EXPENDITURES

COUNTY	1971	Court Fund Expenditures			Annual Increase or (Decrease)			Four-Year Comparison 1974/1971
		1972	1973	1974	1972/1971	1973/1972	1974/1973	
ADAIR	49,574	52,722	57,034	50,713	6.4	8.2	(11.1)	2.3
ALFALFA	31,542	30,295	26,214	25,128	(3.9)	(13.5)	(4.1)	(20.3)
ATOKA	52,934	50,189	41,401	56,050	(5.1)	(17.5)	35.4	5.9
BEAVER	37,403	51,855	40,124	44,449	11.9	(4.1)	10.8	18.8
BECKHAM	104,208	139,258	102,611	96,014	33.6	(26.3)	6.4	(7.9)
BLAINE	55,484	52,331	54,108	76,289	(5.7)	3.4	36.4	33.0
BRYAN	100,410	147,340	137,981	129,757	46.7	(6.4)	(3.2)	33.0
CADDO	141,115	128,688	116,799	123,331	(8.8)	(9.2)	5.6	(12.6)
CANADIAN	166,793	163,893	160,449	194,018	(1.7)	(2.1)	11.3	7.1
CARTER	116,696	116,486	125,082	119,534	(.2)	7.4	(4.4)	2.4
CHEROKEE	79,435	99,170	70,594	76,643	24.8	(28.8)	8.6	(3.5)
CHOCTAW	62,352	65,378	65,083	76,599	4.8	(.5)	17.7	22.8
CIMARRON	42,660	33,335	44,908	32,643	(21.9)	34.7	(27.5)	(23.6)
CLEVELAND	184,365	202,380	218,011	228,314	17.3	7.7	4.7	23.8
COAL	26,111	26,749	27,376	28,903	2.4	2.3	5.5	10.6
COMANCHE	308,799	429,110	436,850	322,161	38.9	1.8	(26.3)	4.3
COTTON	59,045	58,237	56,037	37,260	(1.3)	(3.8)	(33.5)	(36.9)
CRAIG	51,187	53,636	57,442	51,529	4.8	7.1	(10.3)	7.1
CREEK	180,378	156,788	177,449	156,266	(13.1)	13.2	(12.8)	7
CUSTER	94,986	107,808	114,547	107,904	13.5	6.3	(5.8)	(14.3)
DELAWARE	53,661	63,342	52,882	62,299	18.0	(16.5)	17.3	13.6
DEWEY	29,591	29,674	29,391	21,769	.3	(1.0)	(25.9)	(26.4)
ELLIS	19,273	20,220	21,567	24,683	4.9	6.7	14.4	28.1
GARFIELD	139,650	172,174	156,263	186,713	23.3	(9.2)	17.6	31.6
GARVIN	100,735	117,313	110,952	114,170	16.5	(5.4)	2.9	13.3
GRADY	146,009	175,254	150,696	147,447	19.9	(14.0)	12.3	15.9
GRANT	30,921	27,364	31,365	16,771	(11.5)	14.6	(17.2)	(16.0)
GREER	22,571	25,344	26,155	19,713	12.3	3.2	(24.6)	(12.7)

PERCENTAGE OF INCREASE OR (DECREASE) IN COURT FUND EXPENDITURES

COUNTY	Court Fund Expenditures				Annual Increase or (Decrease)			Four-Year Comparison 1974/1971
	1971	1972	1973	1974	1972/1971	1973/1972	1974/1973	
HARMON	24,604	27,307	34,382	30,107	11.1	25.5	(12.2)	22.4
HARPER	22,205	22,193	21,042	20,541	(.4)	(5.2)	40.4	33.0
HASKELL	37,130	28,827	36,947	29,441	(23.4)	28.2	(20.7)	(21.1)
HUGHES	60,845	40,672	39,404	29,434	(23.4)	(17.7)	(23.3)	(51.7)
JACKSON	83,003	97,411	83,283	82,423	16.5	(14.5)	13.4	13.8
JEFFERSON	34,241	32,899	41,038	41,471	1.7	2.0	1.0	21.1
JOHNSTON	37,620	33,003	32,604	33,880	(12.3)	(1.2)	3.9	(9.9)
KAY	120,169	139,821	157,544	140,101	10.8	12.7	(11.0)	11.0
KINGFISHER	89,944	74,611	60,224	59,855	(14.2)	(10.3)	(.6)	(31.2)
KIOWA	53,822	72,506	53,401	58,011	34.8	(26.4)	4.0	4.1
LATIMER	35,091	30,178	34,476	26,418	(14.0)	14.2	(23.4)	(24.7)
LEFLORE	119,601	139,681	103,570	115,870	10.7	17.2	(29.2)	(3.1)
LINCOLN	115,258	114,516	112,515	104,584	(.6)	(1.9)	(6.9)	(9.3)
LOGAN	149,796	120,248	88,271	84,003	(10.7)	(20.0)	(4.1)	(43.5)
LOVE	34,717	49,814	37,113	45,446	43.5	(25.5)	22.4	30.9
McCLAIN	111,804	89,462	92,049	73,010	(20.8)	4.1	(20.7)	(34.7)
McCURTAIN	108,843	95,686	97,011	103,583	(11.1)	1.4	6.8	(4.8)
McINTOSH	94,628	89,109	86,769	58,700	(5.8)	(2.7)	(32.4)	(30.0)
MAJOR	38,066	40,613	39,837	48,921	69.2	(11.5)	31.0	37.1
MARSHALL	43,919	40,377	43,179	37,346	6.8	(6.9)	(13.0)	(15.0)
MAYES	77,059	81,080	107,142	92,912	6.0	31.2	(13.5)	20.3
MURRAY	93,080	93,502	96,190	103,077	.4	2.9	7.1	10.7
MUSKOGEE	187,398	208,978	266,241	228,929	43.5	(1.0)	(13.3)	23.2
NOBLE	60,620	56,762	46,067	47,564	(8.8)	6.4	5.0	(21.7)
NOWATA	31,527	20,887	31,724	18,001	(33.7)	52.4	(41.4)	(41.0)
OKFUSKEE	58,550	68,567	55,048	48,229	17.1	23.1	(12.4)	(17.6)
OKLAHOMA	971,429	1,077,107	1,103,193	1,407,478	10.9	2.4	27.7	45.0
OKMULGEE	116,721	112,513	125,040	107,288	(3.6)	11.1	(15.5)	(9.5)

PERCENTAGE OF INCREASE OR (DECREASE) IN COURT FUND EXPENDITURES

COUNTY	Court Fund Expenditures				Annual Increase or (Decrease)			Four-Year Comparison 1974/1971
	1971	1972	1973	1974	1972/1971	1973/1972	1974/1973	
OSAGE	134,624	115,738	132,876	99,308	(14.0)	14.8	(27.5)	(28.5)
OTTAWA	99,132	108,830	127,328	113,110	9.8	17.0	(11.3)	13.9
PAWNEE	60,285	109,452	63,989	64,775	81.7	(41.5)	1.2	7.4
PAYNE	161,886	157,984	151,703	137,308	2.4	(4.0)	(9.6)	(15.2)
PITTSBURG	185,563	208,657	139,232	143,740	12.4	(33.3)	3.2	(22.5)
PONTOTOC	74,395	91,601	105,120	110,968	23.1	14.8	5.1	48.5
POTTAWATOMIE	167,377	161,652	142,160	189,200	(3.4)	(12.1)	33.1	13.1
PUSHMATAHA	26,814	22,140	44,849	41,591	(17.4)	102.6	(7.3)	55.2
ROGER MILLS	12,521	12,308	11,245	10,957	(1.7)	(5.6)	(2.6)	(12.5)
ROGERS	134,991	135,557	143,728	119,805	.4	6.0	(18.7)	(13.4)
SEMINOLE	109,702	99,133	168,346	88,778	(9.6)	69.8	(48.5)	(20.9)
SEQUOYAH	100,763	158,676	151,408	123,182	57.5	(4.8)	(18.6)	22.3
STEPHENS	144,449	151,046	142,066	103,207	4.8	(5.9)	(27.4)	(28.6)
TEXAS	77,435	84,273	83,444	89,095	8.8	(1.0)	6.8	15.1
TILLMAN	32,630	32,254	28,813	28,596	1.2	(10.7)	(1.7)	(13.2)
TULSA	1,004,314	1,129,645	1,126,764	1,053,151	12.5	(.3)	(8.2)	3.0
WAGONER	93,585	89,184	101,993	67,365	(4.7)	14.0	(33.8)	(28.0)
WASHINGTON	75,514	82,377	103,284	85,970	9.0	25.4	(18.8)	13.8
WASHITA	32,360	47,202	41,015	67,636	45.2	(13.1)	64.8	108.8
WOODS	50,391	48,657	43,819	32,319	(3.4)	(9.9)	(26.3)	(35.9)
WOODWARD	51,020	62,306	64,179	69,765	22.1	3.0	10.7	39.3
TOTALS	8,332,428	9,078,051	9,010,534	8,753,360	8.9	(.7)	(2.9)	5.1

DEFENSE SERVICES FOR INDIGENTS

1974
Expenditures

County	ATTORNEY FEES FOR PAUPERS		Transcripts Ordered by Court
	Trial Court	Appeals	
ADAIR	5,675.	1,493.	1,714.
ALFALFA	1,250.	161.
ATOKA	11,380.	618.
BEAVER	928.
BECKHAM	4,725.	290.
BLAINE	3,930.	300.	1,773.
BRYAN	11,810.	575.	5,511.
CADDO	11,750.	750.	2,627.
CANADIAN	300.	667.
CARTER	17,595.	813.
CHEROKEE	7,579.	3,100.
CHOCTAW	6,200.	1,250.	2,154.
CIMARRON	1,900.
CLEVELAND	29,294.	16,927.
COAL	3,810.	50.
COMANCHE	59,251.	500.	4,621.
COTTON	3,875.	123.
CRAIG	5,100.	440.
CREEK	14,540.	3,653.
CUSTER	8,525.	500.	1,670.
DELAWARE	9,185.	259.
DEWEY	2,705.	554.
ELLIS	725.	126.
GARFIELD	13,005.	800.	3,220.
GARVIN	6,925.	936.
GRADY	12,557.	250.	869.
GRANT	75.
GREER	2,000.	312.
HARMON	3,675.	379.
HARPER	1,935.
HASKELL	2,515.
HUGHES	950.	498.
JACKSON	8,900.	150.	914.
JEFFERSON	2,975.	108.
JOHNSTON	4,250.	501.
KAY	10,603.	600.	2,549.
KINGFISHER	2,100.	70.
KIOWA	4,825.	250.	267.
LATIMER	3,870.	500.	142.
LE FLORE	25,805.	5,815.	5,753.
LINCOLN	7,880.	650.	2,173.
LOGAN	4,940.	425.
LOVE	2,000.	324.
McCLAIN	6,785.	651.
McCURTAIN	10,805.	2,850.	2,618.
McINTOSH	2,950.	787.
MAJOR	425.	124.
MARSHALL	7,200.	1,205.
MAYES	11,389.	500.	2,054.
MURRAY	2,535.	152.
MUSKOGEE	16,678.	3,217.
NOBLE	1,575.	122.
NOWATA	5,050.	299.
OKFUSKEE	2,075.	1,260.
OKLAHOMA	170,884.	38,343.
ORMULGEE	14,960.	1,258.	6,545.

DEFENSE SERVICES FOR INDIGENTS

1974
Expenditures

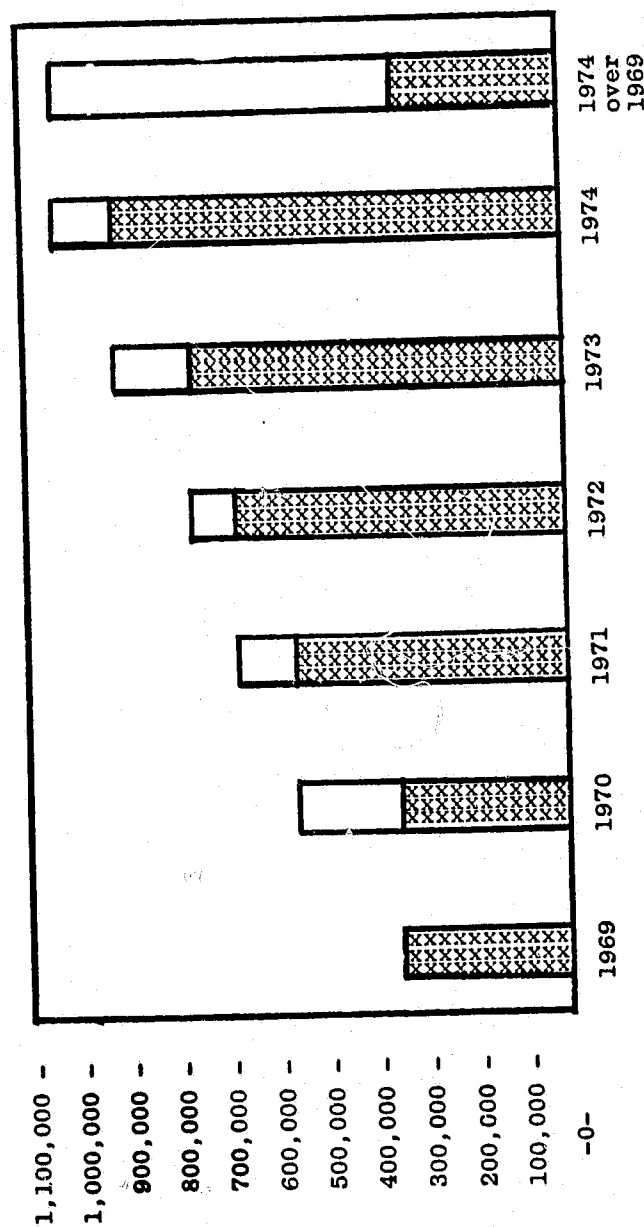
County	ATTORNEY FEES FOR PAUPERS		Transcripts Ordered by Court
	Trial Court	Appeals	
OSAGE	8,675.	1,675.	2,686.
OTTAWA	9,300.	500.	785.
PAWNEE	1,500.	1,107.
PAYNE	14,550.	195.
PITTSBURG	6,015.	870.	2,238.
PONTOTOC	10,476.	769.	2,150.
POTTAWATOMIE	13,328.	2,626.
PUSHMATAHA	2,500.	370.
ROGER MILLS	800.	66.
ROGERS	8,500.	898.
SEMINOLE	17,845.	292.
SEQUOYAH	8,225.	1,778.
STEPHENS	11,725.	1,773.
TEXAS	15,465.	1,258.
TILLMAN	3,875.	500.	208.
TULSA	117,249.	26,547.
WAGONER	1,875.	2,123.
WASHINGTON	8,824.	879.
WASHITA	4,295.	75.	43.
WOODS	3,215.	500.	1,259.
WOODWARD	5,120.	250.	801.
TOTAL	870,505.	25,195.	174,890.

EXPENDITURES FOR PROVIDING DEFENSE SERVICES
FOR INDIGENT PERSONS

Year	Total Expenditures*	Percent of Increase
1969	344,292	--
1970	569,180	65.3 %
1971	689,052	21.1
1972	770,996	11.9
1973	905,900	17.5
1974	1,070,590	18.2

Percent of Increase 1974 over 1969 is 211.0%.

*Total expenditures include attorney fees (trial court and appeals) and transcripts ordered by the court.



SUPPORT OF LOCAL LAW LIBRARY

COUNTY	1972	1973	1974
Adair	\$ -0-	\$ -0-	\$ 1,000
Alfalfa	6,000	6,000	6,000
Atoka	-0-	-0-	-0-
Beaver	2,071	1,945	4,800
Beckham	-0-	3,500	5,500
Blaine	2,285	2,872	3,890
Bryan	6,000	6,000	6,000
Caddo	-0-	-0-	-0-
Canadian	7,349	7,500	7,789
Carter	2,000	6,000	2,000
Cherokee	6,000	-0-	6,000
Choctaw	3,216	2,823	3,791
Cimarron	4,000	4,000	4,001
Cleveland	3,000	5,000	3,000
Coal	170	162	1,501
Comanche	23,583	22,173	4,672
Cotton	4,000	4,000	4,000
Craig	4,000	3,000	3,000
Creek	6,000	6,000	6,353
Custer	5,407	5,607	5,392
Delaware	3,157	2,576	2,824
Dewey	1,484	1,182	1,066
Ellis	1,523	-0-	1,000
Garfield	4,693	4,000	8,000
Garvin	-0-	-0-	2,000
Grady	8,821	7,339	7,414
Grant	269	4,000	-0-
Greer	-0-	-0-	-0-
Harmon	1,373	1,684	1,511
Harper	4,000	4,000	4,000
Haskell	3,659	237	3,257
Hughes	2,366	1,848	1,465
Jackson	4,843	3,778	4,637
Jefferson	6,000	-0-	4,000
Johnston	4,000	-0-	-0-
Kay	6,000	6,000	6,000
Kingfisher	-0-	12,000	6,000
Kiowa	6,000	6,000	6,000
Latimer	3,630	4,290	3,960
LeFlore	6,000	6,000	6,000
Lincoln	5,716	5,467	5,212
Logan	5,818	3,653	4,204
Love	12,119	1,998	2,142
McClain	1,000	2,000	1,000
McCurtain	6,000	-0-	3,800
McIntosh	4,450	4,095	2,590
Major	4,000	4,000	4,000
Marshall	1,481	1,703	3,402
Mayes	6,000	6,000	6,000
Murray	3,467	4,360	5,176
Muskogee	12,998	13,493	11,206
Noble	-0-	1,454	1,500
Nowata	4,000	4,149	2,000
Okfuskee	-0-	2,000	-0-
Oklahoma	35,000	18,000	22,000

SUPPORT OF LOCAL LAW LIBRARY

COUNTY	1972	1973	1974
Okmulgee	6,000	6,000	4,500
Osage	1,000	2,000	6,000
Ottawa	4,000	6,000	6,000
Pawnee	3,405	3,067	4,063
Payne	7,653	7,999	5,568
Pittsburg	4,712	-0-	4,967
Pontotoc	10,000	6,000	6,000
Pottawatomie	4,000	4,000	8,000
Pushmataha	-0-	9,229	2,122
Roger Mills	500	350	-0-
Rogers	6,079	7,771	7,446
Seminole	4,000	6,000	6,000
Sequoyah	6,206	6,623	4,763
Stephens	7,216	5,988	5,139
Texas	5,232	4,904	3,314
Tillman	3,000	2,500	2,500
Tulsa	20,000	15,000	20,000
Wagoner	-0-	4,000	4,000
Washington	-0-	-0-	-0-
Washita	4,000	4,000	4,000
Woods	3,120	4,201	4,000
Woodward	6,000	6,000	6,000
TOTAL	\$ 361,071	\$ 335,520	\$ 336,437

EXPENDITURES FROM COUNTY GENERAL FUND

BREAKDOWN OF EXPENDITURES FOR COURT
CLERKS OFFICE FROM COUNTY GENERAL FUND

COUNTY	Personal Services	Part-Time Help	Travel Expense	Maint. and Operation	Foreign Service	Misc.
ADAIR						
1971	\$ 10,042	\$ --	\$ --	\$ --	\$ --	\$ 27
1972	10,260	--	--	--	--	--
1973	10,773	--	--	--	--	--
1974	11,286	--	29	--	--	31
ALFALFA						
1971	18,480	--	168	38	5	--
1972	18,480	--	248	20	--	--
1973	19,404	--	187	20	--	--
1974	20,328	--	181	20	--	--
ATOKA						
1971	8,924	--	--	28	--	--
1972	11,706	--	--	38	--	--
1973	13,497	--	--	33	--	--
1974	12,776	--	--	31	--	--
BEAVER						
1971	17,749	--	394	81	16	--
1972	19,426	--	--	--	--	--
1973	19,330	922	543	--	--	--
1974	18,770	231	317	7	--	--
BECKHAM						
1971	24,500	--	216	48	--	--
1972	24,500	--	218	30	10	--
1973	24,850	232	30	--	--	--
1974	24,850	232	30	--	--	--
BLAINE						
1971	19,725	--	409	48	--	--
1972	23,798	--	433	--	--	--
1973	22,887	--	662	10	--	--
1974	25,790	--	476	20	--	--
BRYAN						
1971	25,800	--	64	68	--	--
1972	33,691	--	218	75	--	--
1973	31,604	--	93	60	--	--
1974	33,110	--	154	60	--	--
CADDO						
1971	32,680	--	114	58	--	--
1972	32,680	--	80	--	--	--
1973	35,450	--	75	67	--	--
1974	35,705	--	105	57	--	--
CANADIAN						
1971	32,956	--	886	18	--	--
1972	37,786	--	1,000	--	--	--
1973	40,704	--	1,171	--	--	--
1974	49,425	474	493	57	--	--

BREAKDOWN OF EXPENDITURES FOR COURT
CLERKS OFFICE FROM COUNTY GENERAL FUND

COUNTY	Personal Services	Part-Time Help	Travel Expense	Maint. and Operaiton	Foreign Service	Misc.
CARTER				\$ 86	\$ --	\$ --
1971	\$ 35,520	\$ --	\$ 31	72	--	--
1972	36,915	--	23	137	--	--
1973	28,206	--	120	--	--	--
1974	40,620	--	40	--	--	--
CHEROKEE						
1971	9,700	--	--	--	--	--
1972	9,700	--	28	--	--	--
1973	11,515	--	19	--	--	--
1974	12,516	--	--	--	--	--
CHOCTAW						
1971	11,790	--	20	18	--	--
1972	9,164	--	32	18	--	--
1973	12,790	--	32	17	--	--
1974	14,765	--	24	--	--	--
CIMARRON						
1971	12,362	--	147	35	--	--
1972	12,360	--	89	10	--	--
1973	13,167	--	160	20	--	--
1974	13,794	--	--	10	--	--
CLEVELAND						
1971	51,572	829	--	108	--	--
1972	48,546	2,168	--	108	--	--
1973	55,815	3,298	--	108	--	--
1974	57,395	14,585	--	108	--	--
COAL						
1971	8,640	--	--	48	--	--
1972	9,665	--	--	--	--	--
1973	8,810	--	32	--	--	--
1974	9,075	--	14	23	--	--
COMANCHE						
1971	56,734	--	96	78	--	--
1972	60,440	--	13	98	--	--
1973	65,875	--	60	--	--	--
1974	66,030	--	--	30	--	--
COTTON						
1971	11,020	--	12	28	--	--
1972	11,020	--	33	10	--	--
1973	11,570	--	20	--	--	--
1974	12,122	--	83	--	--	--
CRAIG						
1971	13,884	--	72	65	--	--
1972	14,364	--	151	40	--	--
1973	16,007	--	49	40	--	--
1974	17,004	--	--	30	--	--

BREAKDOWN OF EXPENDITURES FOR COURT
CLERKS OFFICE FROM COUNTY GENERAL FUND

COUNTY	Personal Services	Part-Time Help	Travel Expense	Maint. and Operation	Foreign Service	Misc.
CREEK						
1971	\$ 55,532	\$ --	\$ 687	\$ 850	\$ 243	\$ --
1972	55,565	--	800	1,134	--	--
1973	59,819	--	899	900	--	--
1974	64,119	--	1,000	800	--	--
CUSTER						
1971	18,949	--	31	38	64	--
1972	19,920	--	--	38	--	--
1973	21,545	--	112	38	--	--
1974	22,572	--	39	38	--	--
DELAWARE						
1971	18,480	--	--	38	--	--
1972	18,682	--	100	--	--	--
1973	19,675	--	52	--	--	--
1974	20,300	--	81	--	--	--
DEWEY						
1971	10,734	--	137	58	5	--
1972	11,020	--	129	11	10	--
1973	11,570	--	253	28	24	--
1974	13,794	--	229	28	--	--
ELLIS						
1971	16,005	--	157	38	--	--
1972	12,107	--	142	10	--	--
1973	11,571	--	162	10	--	--
1974	12,122	--	208	10	--	--
GARFIELD						
1971	53,934	--	69	118	--	--
1972	55,853	1,321	200	100	--	--
1973	57,676	2,350	100	130	--	--
1974	66,892	1,228	85	120	--	--
GARVIN						
1971	20,450	--	82	199	--	--
1972	22,503	--	100	200	--	--
1973	23,856	--	150	200	--	--
1974	24,930	--	215	--	--	--
GRADY						
1971	37,307	--	178	68	--	--
1972	38,926	--	--	50	--	--
1973	41,506	--	17	50	--	--
1974	46,665	--	172	50	--	--
GRANT						
1971	12,852	--	163	45	--	--
1972	13,750	--	201	10	--	--
1973	14,840	--	187	10	--	--
1974	15,452	--	202	10	--	--

BREAKDOWN OF EXPENDITURES FOR COURT
CLERKS OFFICE FROM COUNTY GENERAL FUNDS

COUNTY	Personal Services	Part-Time Help	Travel Expense	Maint. and Operation	Foreign Service	Misc.
GREER			\$ 10	\$ 28	\$ --	\$ --
1971	\$ 10,280	\$ --	117	--	--	--
1972	10,640	--	--	10	--	--
1973	10,650	750	--	10	--	--
1974	11,180	750	72	--	--	--
HARMON			24	--	--	--
1971	8,400	--	25	--	--	--
1972	8,700	--	108	10	--	--
1973	9,270	--	235	20	--	--
1974	9,628	--	--	--	--	--
HARPER			38	28	18	--
1971	9,935	--	51	10	--	--
1972	11,020	--	32	10	--	--
1973	11,571	--	74	10	--	--
1974	12,122	--	--	--	--	--
HASKELL			13	189	--	--
1971	12,540	--	--	51	--	--
1972	12,900	--	84	10	--	--
1973	13,590	--	108	37	--	--
1974	14,480	--	--	--	--	--
HUGHES		121	37	--	--	--
1971	12,928	121	101	--	--	--
1972	13,727	--	138	20	--	--
1973	14,388	--	135	20	--	--
1974	15,288	--	--	--	--	--
JACKSON			652	58	--	--
1971	20,720	--	736	60	--	--
1972	20,720	--	561	87	--	--
1973	21,645	--	752	67	--	--
1974	24,024	--	--	--	--	--
JEFFERSON			22	28	4	--
1971	10,022	--	72	--	--	--
1972	10,516	--	86	--	--	--
1973	11,838	--	89	--	--	--
1974	12,464	--	--	--	--	--
JOHNSTON			--	28	--	--
1971	8,400	--	--	--	--	--
1972	8,525	--	--	--	--	--
1973	8,760	--	--	--	--	--
1974	9,840	--	--	--	--	--
KAY			853	125	--	--
1971	44,974	--	805	70	--	--
1972	47,843	--	976	50	--	--
1973	51,722	--	1,231	70	--	--
1974	54,401	--	--	--	--	--

BREAKDOWN OF EXPENDITURES FOR COURT
CLERKS OFFICE FROM COUNTY GENERAL FUND

COUNTY	Personal Services	Part-Time Help	Travel Expense	Maint. and Operation	Foreign Service	Misc.
KINGFISHER			\$ 160	\$ 73	\$ --	\$ --
1971	\$ 26,393	\$ 416	175	68	--	--
1972	26,855	278	386	57	--	--
1973	29,282	189	450	136	--	--
1974	30,776	--	--	--	--	--
KIOWA			90	81	15	--
1971	18,900	--	78	54	--	--
1972	18,900	--	--	54	--	--
1973	19,844	--	43	54	--	--
1974	20,790	--	--	--	--	--
LATIMER			7	28	--	--
1971	8,596	--	--	28	--	--
1972	9,468	--	--	28	--	--
1973	10,226	--	--	28	--	--
1974	10,881	--	--	--	--	--
LE FLORE			254	512	--	--
1971	20,168	--	331	433	--	--
1972	19,456	--	370	40	--	--
1973	20,347	--	331	40	--	--
1974	21,669	--	--	--	--	--
LINCOLN			72	73	--	--
1971	17,267	--	64	35	--	--
1972	16,234	--	113	35	--	--
1973	15,545	--	142	35	--	--
1974	18,192	--	--	--	--	--
LOGAN			386	128	--	--
1971	23,687	--	271	--	--	--
1972	25,187	--	409	--	--	--
1973	26,535	--	531	--	--	--
1974	26,661	--	--	--	--	--
LOVE			43	28	--	--
1971	10,260	--	--	--	--	--
1972	10,044	--	7	10	--	--
1973	10,484	--	5	--	--	--
1974	11,286	--	--	--	--	--
McCLAIN			--	257	--	--
1971	16,200	--	65	35	--	--
1972	16,200	--	--	20	--	--
1973	18,870	--	48	20	--	--
1974	19,220	--	--	--	--	--
McCURTAIN			280	38	--	--
1971	13,500	--	161	--	--	--
1972	15,376	--	280	--	--	--
1973	19,620	--	360	20	--	--
1974	17,953	--	--	--	--	--

BREAKDOWN OF EXPENDITURES FOR COURT
CLERKS OFFICE FROM COUNTY GENERAL FUND

COUNTY	Personal Services	Part-Time Help	Travel Expense	Maint. and Operation	Foreign Service	Misc.
McINTOSH						
1971	\$ 13,527	\$ --	\$ 61	\$ 45	\$ --	\$ --
1972	10,354	--	146	30	--	--
1973	10,908	--	87	30	--	--
1974	12,080	--	--	40	--	--
MAJOR						
1971	18,660	--	168	38	--	--
1972	19,410	--	127	37	--	--
1973	20,479	--	251	20	--	--
1974	21,517	--	235	20	--	--
MARSHALL						
1971	9,684	--	125	28	--	--
1972	10,388	--	250	--	--	--
1973	10,669	--	76	--	--	--
1974	12,121	--	87	20	--	--
MAYES						
1971	20,800	--	99	89	--	--
1972	20,975	--	78	14	--	--
1973	21,870	--	--	14	--	--
1974	22,880	--	271	20	--	--
MURRAY						
1971	9,545	--	183	45	--	--
1972	9,760	--	255	30	--	--
1973	10,497	--	247	40	--	--
1974	12,680	--	100	100	--	--
MUSKOGEE						
1971	41,670	--	186	22	--	--
1972	42,810	--	194	--	--	--
1973	44,070	--	304	--	--	--
1974	46,030	--	225	--	--	--
NOBLE						
1971	18,920	--	260	48	--	--
1972	18,738	--	200	20	--	--
1973	21,228	--	108	20	--	--
1974	22,034	--	76	20	--	--
NOWATA						
1971	13,396	--	--	40	--	--
1972	13,537	--	14	20	--	--
1973	14,276	--	--	20	--	--
1974	15,010	--	22	20	--	--
OKFUSKEE						
1971	11,575	1,260	--	28	--	--
1972	11,593	724	--	24	--	--
1973	11,942	--	--	10	--	--
1974	12,714	--	--	10	--	--

BREAKDOWN OF EXPENDITURES FOR COURT
CLERKS OFFICE FROM COUNTY GENERAL FUND

COUNTY	Personal Services	Part-Time Help	Travel Expense	Maint. and Operation	Foreign Service	Misc.
OKLAHOMA						
1971	518,070	--	--	451	--	--
1972	564,500	--	--	500	--	--
1973	607,000	--	--	1,000	--	--
1974	671,000	--	--	1,000	--	--
OKMULGEE						
1971	32,021	--	315	98	--	--
1972	32,515	--	293	--	--	--
1973	34,095	--	743	--	--	--
1974	33,324	--	650	--	--	--
OSAGE						
1971	28,265	--	--	268	--	--
1972	28,552	--	1,401	246	--	--
1973	30,241	--	1,285	544	--	--
1974	33,723	--	1,249	2,074	--	--
OTTAWA						
1971	37,078	--	151	53	11	--
1972	37,472	--	96	52	--	--
1973	38,132	--	217	79	--	--
1974	47,695	--	152	79	--	--
PAWNEE						
1971	10,450	--	--	176	--	--
1972	10,730	--	--	196	--	--
1973	11,570	--	177	--	--	--
1974	12,214	--	--	176	--	--
PAYNE						
1971	29,880	--	168	68	50	--
1972	32,775	--	151	50	--	--
1973	34,320	--	107	50	--	--
1974	35,443	--	60	80	--	--
PITTSBURG						
1971	37,851	--	--	44	--	--
1972	38,166	--	81	30	--	--
1973	40,238	--	--	30	--	--
1974	42,268	--	--	30	--	--
PONTOTOC						
1971	28,240	--	22	86	--	--
1972	29,771	--	--	70	--	--
1973	30,267	--	16	70	--	--
1974	33,500	--	106	--	--	--
POTTAWATOMIE						
1971	30,600	--	55	78	--	--
1972	36,480	--	--	70	--	--
1973	41,610	--	151	80	--	--
1974	44,822	--	208	100	--	--

BREAKDOWN OF EXPENDITURES FOR COURT
CLERKS OFFICE FROM COUNTY GENERAL FUND

COUNTY	Personal Services	Part-Time Help	Travel Expense	Maint. and Operation	Foreign Service	Misc.
PUSHMATAHA				\$ 28	\$ --	\$ --
1971	\$ 5,168	\$ --	\$ 42	27	--	--
1972	5,732	--	--	27	--	--
1973	6,059	--	--	17	--	--
1974	6,762	--	--			
ROGER MILLS				18	--	--
1971	8,515	--	--	10	5	--
1972	9,400	--	31	10	--	--
1973	9,900	--	50	10	--	--
1974	10,934	--	53			
ROGERS			229	61	--	--
1971	25,536	--	310	40	--	--
1972	26,784	--	243	30	--	--
1973	29,474	--	293	30	--	--
1974	31,169	--				
SEMINOLE			347	95	--	--
1971	19,780	--	324	--	--	--
1972	20,219	--	368	--	--	--
1973	24,284	--	395	40	--	--
1974	27,919	--				25
SEQUOYAH			--	--	--	--
1971	15,660	--	--	30	--	30
1972	15,760	--	--	--	--	30
1973	16,543	--	--	--	--	30
1974	17,226	--	--	--	--	
STEPHENS			177	292	285	--
1971	34,377	--	23	87	--	--
1972	39,780	--	368	67	--	--
1973	41,769	--	397	67	--	--
1974	43,973	--				
TEXAS			291	38	--	--
1971	27,865	--	286	20	--	--
1972	32,364	--	378	20	--	--
1973	33,266	--	427	20	--	--
1974	29,388	--				
TILLMAN		400	331	38	--	--
1971	16,600	420	184	20	--	--
1972	16,780	420	174	--	--	--
1973	16,849	450	298	20	--	--
1974	18,500					
TULSA		18,662	634	1,091	2,001	--
1971	447,000	15,003	975	53	2,700	--
1972	508,782	21,607	977	--	4,000	1,758
1973	517,509	21,358	1,585	879	313	--
1974	546,110					

BREAKDOWN OF EXPENDITURES FOR COURT
CLERKS OFFICE FROM COUNTY GENERAL FUND

COUNTY	Personal Services	Part-Time Help	Travel Expense	Maint. and Operation	Foreign Service	Misc.
WAGONER				334	--	--
1971	16,569	--	--	579	--	--
1972	17,088	--	--	--	--	--
1973	21,087	--	570	--	--	--
1974	22,006	--	--	536	--	--
WASHINGTON				98	5	--
1971	47,844	--	--	88	--	--
1972	53,155	--	--	88	--	--
1973	56,028	--	--	125	--	--
1974	57,637	--	--			
WASHITA		1,600	87	48	--	--
1971	17,325	400	150	30	--	--
1972	18,900	--	59	47	--	--
1973	19,845	--	56	40	--	--
1974	20,790	--				
WOODS			205	38	--	--
1971	16,720	--	304	20	--	--
1972	16,900	--	358	20	--	--
1973	18,300	--	153	20	--	--
1974	18,506	--				
WOODWARD			167	48	65	--
1971	26,012	--	212	48	--	--
1972	27,617	--	408	--	--	--
1973	29,296	--	266	--	--	--
1974	29,066	--				
TOTALS						
1971	2,574,504	23,167	11,419	7,956	2,797	102
1972	2,793,636	20,314	13,417	5,357	2,725	68
1973	2,972,560	29,768	16,457	4,635	4,024	1,788
1974	3,114,192	39,076	16,347	7,609	313	61

PERCENTAGE OF INCREASE OR (DECREASE) IN EXPENDITURES
FOR COURT CLERKS OFFICE FROM COUNTY GENERAL FUND

COUNTY	Total Annual Expenditures				Annual Increase or (Decrease)			Four-Year Comparison 1974/1971
	1971	1972	1973	1974	1972/1971	1973/1972	1974/1973	
ADAIR	10,069	10,260	10,803	11,346	1.9	5.3	5.0	12.7
ALFALFA	18,690	18,748	19,611	20,529	.3	4.6	4.7	4.9
ATOKA	8,925	11,739	13,530	12,807	31.5	15.3	(5.3)	43.5
BEAVER	18,239	19,930	20,846	19,325	9.3	4.6	(7.3)	5.9
BECKHAM	24,824	24,758	25,112	25,112	(.3)	1.4	0	1.2
BLAINE	20,182	24,231	25,691	26,286	20.0	6.0	2.3	30.2
BRYAN	25,932	33,984	31,357	33,324	31.1	(6.6)	4.9	31.2
CADDO	32,852	32,760	35,593	35,867	(.3)	8.6	.8	9.2
CANADIAN	33,859	38,785	41,875	50,449	14.5	8.0	20.5	49.0
CARTER	35,637	37,009	38,657	40,660	3.8	4.5	5.2	14.1
CHEROKEE	9,700	9,728	11,535	12,516	.3	18.6	8.5	29.0
CHOCTAW	12,007	9,213	12,839	14,789	(23.3)	39.4	15.2	23.2
CIMARRON	12,543	12,639	13,347	13,804	.8	5.6	3.4	10.1
CLEVELAND	52,509	50,822	59,221	72,088	(3.2)	16.5	21.7	37.3
COAL	8,667	9,665	8,842	9,112	11.5	(8.5)	3.0	5.1
COMANCHE	56,908	60,550	65,936	66,060	6.4	8.9	.2	16.1
COTTON	11,059	11,063	11,591	12,205	0	4.8	5.3	10.4
CRAIG	14,021	14,555	16,097	17,034	3.8	10.5	5.8	21.5
CREEK	57,312	57,449	61,620	65,919	.3	7.2	7.0	7.5
CUSTER	19,082	19,958	21,696	22,649	4.6	8.7	4.4	18.7
DELAWARE	18,517	18,682	19,728	20,381	.9	5.6	3.3	10.1
DEWEY	10,934	11,169	11,876	14,051	2.1	6.3	18.3	28.5
ELLIS	16,200	12,259	11,662	12,340	(24.3)	(4.9)	5.8	(23.8)
GARFIELD	54,120	57,145	61,274	68,325	5.6	7.2	11.5	26.2
GARVIN	20,732	22,814	24,206	25,145	10.0	6.1	3.9	21.3
GRADY	37,553	39,132	41,573	46,887	4.2	6.2	12.8	24.9
GRANT	13,059	13,960	15,037	15,664	6.9	7.7	4.2	19.9
GREER	10,317	10,757	11,410	12,012	4.3	6.0	5.3	16.4

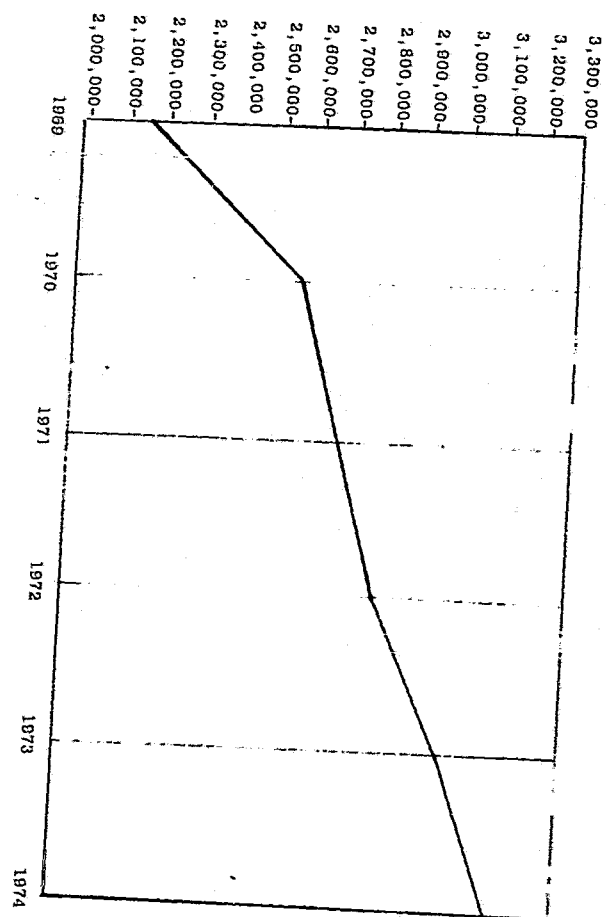
PERCENTAGE OF INCREASE OR (DECREASE) IN EXPENDITURES
FOR COURT CLERKS OFFICE FROM COUNTY GENERAL FUND

COUNTY	Total Annual Expenditures				Annual Increase or (Decrease)			Four-Year Comparison 1974/1971
	1971	1972	1973	1974	1972/1971	1973/1972	1974/1973	
HARMON	8,423	8,725	9,388	9,883	3.6	7.6	5.3	17.3
HARPER	10,018	11,081	11,613	12,206	10.6	4.3	5.1	21.8
HASKELL	12,742	12,951	13,600	14,625	1.6	5.0	7.5	14.8
HUGHES	13,086	13,829	14,547	15,443	5.7	5.2	6.2	18.8
JACKSON	21,430	21,516	22,293	24,843	.4	3.6	11.4	4.0
JEFFERSON	10,075	10,588	11,924	12,553	5.0	12.6	5.3	24.6
JOHNSTON	8,427	8,525	8,700	9,840	1.2	2.1	13.1	16.8
KAY	45,952	48,607	52,749	55,702	5.8	8.5	5.6	21.2
KINGFISHER	27,042	27,376	29,915	31,362	1.2	9.3	4.8	16.0
KIOWA	19,085	19,032	19,898	20,887	(.3)	4.6	5.0	9.4
LATIMER	8,630	9,495	10,316	10,090	10.0	8.6	5.7	26.4
LEFLORE	20,933	20,219	20,758	22,040	(3.4)	2.7	6.1	5.3
LINCOLN	17,412	16,333	17,990	18,369	(6.2)	10.1	2.1	5.5
LOGAN	24,201	25,459	26,744	27,192	5.2	5.0	1.7	12.4
LOVE	10,330	10,043	10,802	11,291	(2.8)	7.6	4.5	9.3
McCLAIN	16,457	16,300	18,889	19,288	(1.0)	15.9	2.1	17.2
McCURTAIN	13,818	15,537	19,900	18,333	12.4	28.0	7.9	32.7
McINTOSH	13,363	10,530	11,025	12,120	(21.2)	4.7	9.9	(9.3)
MAJOR	18,866	19,606	20,750	21,772	3.8	5.8	4.9	15.4
MARSHALL	9,836	10,562	11,257	12,228	7.4	6.6	8.6	24.3
MAYES	20,989	21,067	21,884	23,171	.4	3.9	5.9	10.4
MURRAY	9,773	10,046	10,784	12,880	2.8	7.3	19.4	31.8
MUSKOGEE	41,887	43,004	44,374	46,255	2.7	3.2	4.2	10.5
NOBLE	19,228	21,384	21,356	22,130	11.2	.1	3.6	15.1
NOWATA	13,436	13,571	14,296	15,052	1.0	5.3	5.3	12.0
OKFUSKEE	12,862	12,340	11,952	12,724	(2.7)	(3.1)	6.5	(1.1)
OKLAHOMA	518,520	565,000	608,000	672,000	9.0	7.6	10.5	29.6
OKMULGEE	32,434	32,808	34,845	33,974	1.2	6.2	(2.5)	4.7

PERCENTAGE OF INCREASE OR (DECREASE) IN EXPENDITURES
FOR COURT CLERKS OFFICE FROM COUNTY GENERAL FUND

COUNTY	Total Annual Expenditures				Annual Increase or (Decrease)			Four-Year Comparison
	1971	1972	1973	1974	1972/1971	1973/1972	1974/1973	1974/1971
OSAGE	28,533	30,200	32,071	37,046	5.8	6.2	15.5	29.8
OTTAWA	37,292	37,645	38,427	47,926	.9	2.0	24.7	28.5
PAWNEE	10,626	10,927	11,747	12,390	2.8	7.5	5.5	16.6
PAYNE	30,166	32,976	34,477	35,583	9.3	4.5	3.2	18.0
PITTSBURG	37,895	38,277	40,268	42,298	1.0	5.2	5.0	11.6
PONTOTOC	28,348	29,841	30,353	33,606	5.3	1.7	10.7	18.5
POTTAWATOMIE	30,733	36,550	41,841	45,130	18.9	14.5	7.9	46.8
PUSHMATAHA	5,196	5,802	6,087	6,779	11.7	19.8	11.4	30.5
ROGER MILLS	8,533	9,446	10,050	10,997	10.7	6.4	9.4	28.9
ROGERS	25,826	27,134	29,748	31,492	5.1	9.6	5.9	21.9
SEMINOLE	20,223	20,543	24,653	28,354	1.6	20.0	15.0	40.2
SEQUOYAH	15,685	15,890	16,573	17,256	1.3	4.3	4.1	10.0
STEPHENS	35,033	39,890	42,205	44,436	13.9	5.8	5.3	20.5
TEXAS	28,195	32,641	32,702	29,835	15.8	.2	(18.8)	5.8
TILLMAN	17,369	17,704	17,483	19,268	1.9	(1.2)	10.2	10.9
TULSA	469,388	523,945	545,304	570,243	11.6	4.1	4.6	21.5
WAGONER	16,902	17,422	21,515	22,542	3.1	23.5	4.8	33.4
WASHINGTON	47,947	53,035	56,153	57,762	10.6	5.9	2.9	20.5
WASHITA	19,060	19,480	19,951	20,886	2.2	2.4	4.7	9.6
WOODS	16,963	17,044	17,934	18,679	.5	5.2	4.2	10.0
WOODWARD	26,292	27,945	29,704	29,332	6.3	6.3	(1.3)	11.6
TOTAL	2,619,899	2,793,636	2,972,360	3,177,598	6.6	6.4	6.9	21.3

Source: Annual "Estimate of Needs and Financial Statement" submitted by County Excise Board to the Office of State Auditor, Clerk of Court of Tax Review.



EXPENDITURES FOR COURT CLERKS OFFICE FROM COUNTY GENERAL FUND

Year	Expenditures
1969	\$ 2,143,241
1970	2,552,784
1971	2,619,899
1972	2,793,636
1973	2,972,560
1974	3,177,598

PERCENTAGE OF SHERIFFS TRAVEL
EXPENSE CONTRIBUTED BY COURT FUND

COUNTY	Service Fees Contributed to Sheriff Fund	Sheriff's Travel Expense	Percentage Contributed by Court
ADAIR			
1971	\$ 1,632	\$ 2,828	57.7 %
1972	1,772	3,766	47.1
1973	2,363	910	259.7
1974	2,802	6,182	45.3
ALFALFA			
1971	651	3,153	20.6
1972	730	4,192	17.4
1973	634	3,992	115.9
1974	762	4,079	18.7
ATOKA			
1971	2,519	3,070	82.0
1972	1,992	3,011	66.2
1973	2,147	2,665	80.6
1974	2,478	1,106	224.1
BEAVER			
1971	766	8,831	8.6
1972	493	8,814	5.6
1973	775	8,955	8.7
1974	707	13,588	5.2
BECKHAM			
1971	1,995	7,149	27.9
1972	2,223	8,469	26.1
1973	1,964	9,570	20.5
1974	2,188	9,571	27.9
BLAINE			
1971	2,472	2,044	120.9
1972	2,787	3,631	76.8
1973	2,737	4,725	57.9
1974	3,924	4,677	83.9
BRYAN			
1971	3,279	8,496	38.5
1972	5,360	7,563	70.9
1973	6,386	6,997	91.3
1974	7,117	8,598	82.8
CADDO			
1971	3,206	17,819	17.9
1972	3,337	18,067	18.5
1973	3,511	15,070	23.3
1974	3,966	18,409	21.5
CANADIAN			
1971	4,141	19,734	20.9
1972	4,416	16,903	26.1
1973	4,682	18,102	25.9
1974	7,231	17,334	41.7
CARTER			
1971	8,056	17,629	45.6
1972	2,675	23,125	11.6
1973	7,617	28,369	26.8
1974	9,461	31,873	29.7
CHEROKEE			
1971	4,154	6,947	59.7
1972	5,614	7,238	77.6
1973	5,306	12,836	41.3
1974	5,277	14,512	36.4

4-Year Comparison
% of Increase (+)
or Decrease (-)
in percentage con-
tributed by Court
1974 over 1971

71.7 %

17.1

-1.6

-7.7

9.7

58.7

117.0

23.7

74.6

17.4

27.0

PERCENTAGE OF SHERIFFS TRAVEL
EXPENSE CONTRIBUTED BY COURT FUND

COUNTY	Service Fees Contributed to Sheriff Fund	Sheriff's Travel Expense	Percentage Contributed by Court
CHOCTAW			
1971	\$ 1,720	\$ 7,997	21.5 %
1972	1,729	6,701	25.8
1973	1,922	6,550	9.9
1974	2,045	11,069	18.5
CIMARRON			
1971	439	5,062	8.6
1972	509	5,600	9.1
1973	557	5,590	9.9
1974	557	6,000	9.3
CLEVELAND			
1971	17,748	23,981	74.2
1972	22,513	35,360	63.7
1973	30,817	38,177	80.7
1974	35,664	39,214	90.9
COAL			
1971	1,196	2,297	52.0
1972	1,063	3,371	31.5
1973	1,178	2,503	47.1
1974	1,439	2,309	62.3
COMANCHE			
1971	12,995	25,505	50.9
1972	14,088	33,623	41.9
1973	16,407	32,581	50.4
1974	20,186	36,868	54.7
COTTON			
1971	890	2,368	37.5
1972	845	3,219	26.2
1973	1,004	2,888	34.7
1974	694	2,869	24.2
CRAIG			
1971	2,218	5,643	39.3
1972	2,258	5,838	38.7
1973	2,588	6,726	38.5
1974	2,737	7,439	36.8
CREEK			
1971	5,968	17,901	33.3
1972	6,804	18,863	36.1
1973	8,298	18,470	44.9
1974	9,287	25,900	35.8
CUSTER			
1971	3,921	6,014	65.1
1972	4,220	7,401	57.0
1973	3,973	7,680	51.7
1974	4,850	9,967	48.7
DELAWARE			
1971	501	12,035	4.1
1972	4,100	12,114	33.9
1973	3,521	13,134	26.8
1974	4,451	13,091	34.0
DEWEY			
1971	771	4,085	18.8
1972	1,050	4,151	25.4
1973	963	4,189	23.0
1974	1,360	4,744	28.7

4-Year Comparison
% of Increase (+)
or Decrease (-)
in percentage con-
tributed by Court
1974 over 1971

18.9 %

26.9

100.9

20.3

55.3

-22.0

23.4

55.6

23.7

788.4

76.4

PERCENTAGE OF SHERIFFS TRAVEL
EXPENSE CONTRIBUTED BY COURT FUND

COUNTY	Service Fees Contributed to Sheriff Fund	Sheriff's Travel Expense	Percentage Contributed by Court
ELLIS			
1971	\$ 605	\$ 3,147	19.2 %
1972	556	3,160	17.6
1973	447	3,963	11.3
1974	549	5,883	9.3
GARFIELD			
1971	8,297	12,663	65.5
1972	10,048	14,000	71.8
1973	9,575	15,592	61.4
1974	12,504	17,476	71.5
GARVIN			
1971	3,151	15,489	20.3
1972	3,879	19,354	20.0
1973	3,917	16,853	23.2
1974	5,044	14,155	35.6
GRADY			
1971	3,924	19,716	19.9
1972	4,559	19,359	23.7
1973	5,918	18,967	31.2
1974	6,796	23,367	29.1
GRANT			
1971	1,011	2,962	34.1
1972	506	4,237	11.9
1973	627	3,657	17.1
1974	788	5,545	14.2
GREER			
1971	707	1,612	43.8
1972	945	2,292	41.2
1973	1,026	3,401	30.2
1974	969	2,368	40.9
HARMON			
1971	1,349	1,668	80.8
1972	1,009	1,627	62.0
1973	1,573	877	179.4
1974	557	3,008	18.5
HARPER			
1971	521	2,278	22.8
1972	490	2,576	19.0
1973	332	1,666	19.9
1974	377	2,683	14.1
HASKELL			
1971	883	4,241	10.8
1972	726	4,370	16.6
1973	1,371	5,322	24.8
1974	1,992	4,933	40.4
HUGHES			
1971	1,369	5,199	26.3
1972	1,296	5,200	24.9
1973	2,013	5,162	39.0
1974	2,159	6,147	35.1
JACKSON			
1971	2,224	13,084	16.9
1972	2,047	14,000	14.6
1973	3,370	15,000	22.5
1974	3,416	13,908	24.6

4-Year Comparison
% of Increase (+)
or Decrease (-)
in percentage con-
tributed by Court
1974 over 1971

- 9.3 %

50.7

60.1

73.2

-22.1

37.1

-58.7

-27.6

125.6

57.7

53.6

PERCENTAGE OF SHERIFFS TRAVEL
EXPENSE CONTRIBUTED BY COURT FUND

COUNTY	Service Fees Contributed to Sheriff Fund	Sheriff's Travel Expense	Percentage Contributed by Court
JENKINSON			
1971	1,993	3,954	50.4
1972	1,551	4,680	33.1
1973	1,520	3,852	39.7
1974	1,417	5,232	27.1
JOHNSTON			
1971	740	3,910	18.9
1972	810	7,141	11.3
1973	1,358	7,094	19.1
1974	1,620	*	*
KAY			
1971	9,062	23,103	39.2
1972	12,352	29,304	42.2
1973	12,477	31,288	39.9
1974	15,498	33,097	46.8
KINGFISHER			
1971	1,696	6,940	24.4
1972	1,624	6,623	24.5
1973	2,205	7,900	27.9
1974	1,976	9,165	21.5
KIOWA			
1971	933	6,133	15.2
1972	1,120	5,500	20.4
1973	1,178	7,120	16.5
1974	1,558	9,420	16.5
LATIMER			
1971	2,842	1,962	144.9
1972	1,517	4,150	36.5
1973	2,092	3,895	53.7
1974	2,226	4,875	45.7
LE FLORE			
1971	5,012	14,174	29.1
1972	4,760	13,806	34.5
1973	5,242	19,197	27.2
1974	5,020	17,948	28.0
LINCOLN			
1971	2,491	11,102	22.4
1972	3,295	11,440	28.8
1973	3,269	12,011	27.2
1974	3,847	15,423	24.9
LOGAN			
1971	2,733	4,054	67.3
1972	3,304	4,740	64.1
1973	3,686	5,558	66.3
1974	3,951	6,307	62.6
LOVE			
1971	546	2,010	27.1
1972	698	1,530	45.6
1973	695	875	79.4
1974	774	*	*
McCLAIN			
1971	1,735	5,196	33.3
1972	2,228	5,535	40.3
1973	2,653	5,880	45.1
1974	3,385	8,973	37.7

4-Year Comparison
% of Increase (+)
or Decrease (-)
in percentage con-
tributed by Court
1974 over 1971

-28.9 %

118.9

71.0

16.5

56.8

-21.7

.2

54.4

42.3

41.8

95.1

PERCENTAGE OF SHERIFFS TRAVEL
EXPENSE CONTRIBUTED BY COURT FUND

COUNTY	Service Fees Contributed to Sheriff Fund	Sheriff's Travel Expense	Percentage Contributed by Court	4-Year Comparison % of Increase (+) or Decrease (-) in percentage con- tributed by Court 1974 over 1971
McCURTAIN				35.3 %
1971	\$ 2,771	\$ 11,045	25.0 %	
1972	2,323	9,152	25.4	
1973	2,890	17,712	16.3	
1974	3,749	15,066	24.9	
McINTOSH				-27.0
1971	1,872	4,572	40.9	
1972	1,869	5,377	34.8	
1973	1,749	6,290	27.8	
1974	1,367	7,450	18.3	
MAJOR				-1.3
1971	1,067	3,479	30.6	
1972	1,089	3,797	28.7	
1973	1,053	4,313	24.4	
1974	1,053	5,210	20.2	
MARSHALL				44.3
1971	915	6,972	13.1	
1972	1,757	8,036	21.9	
1973	859	7,643	11.2	
1974	1,320	8,567	15.4	
MAYES				95.2
1971	4,056	11,369	35.6	
1972	3,472	10,262	33.8	
1973	5,846	12,038	48.6	
1974	7,916	12,691	62.4	
MURRAY				4.5
1971	1,766	4,364	12.2	
1972	2,415	4,110	58.8	
1973	1,852	3,684	50.3	
1974	1,846	5,662	32.6	
MUSKOGEE				213.1
1971	6,588	16,236	40.5	
1972	6,657	15,013	44.3	
1973	19,850	11,000	124.1	
1974	20,626	17,839	115.6	
NOBLE				33.9
1971	1,143	3,760	30.3	
1972	1,113	4,067	27.4	
1973	1,047	3,197	32.7	
1974	1,531	5,514	27.8	
NOWATA				40.9
1971	1,051	4,924	21.3	
1972	994	4,600	21.6	
1973	1,533	4,847	31.6	
1974	1,481	6,000	24.7	
OKFUSKEE				11.3
1971	1,208	3,197	37.7	
1972	815	3,255	25.0	
1973	1,344	2,820	47.6	
1974	1,505	4,500	33.4	
OKLAHOMA				27.3
1971	162,279	114,543	141.6	
1972	168,521	140,000	120.2	
1973	143,033	152,046	94.1	
1974	206,638	164,047	126.0	

PERCENTAGE OF SHERIFF'S TRAVEL
EXPENSE CONTRIBUTED BY COURT FUND

COUNTY	Service Fees Contributed to Sheriff Fund	Sheriff's Travel Expense	Percentage Contributed by Court	4-Year Comparison % of Increase (+) or Decrease (-) in Percentage contributed by Court-1971 over 1971
OKMULGEE				43.7 %
1971	\$ 5,583	\$ 9,739	57.3 %	
1972	4,032	11,639	34.6	
1973	6,487	8,600	75.4	
1974	8,025	13,710	58.5	
OSAGE				*
1971	7,278	*	*	
1972	7,858	29,593	26.6	
1973	9,016	30,965	29.3	
1974	9,018	38,420	23.5	
OTTAWA				57.0
1971	6,451	7,682	83.7	
1972	7,526	7,333	102.6	
1973	8,488	1,967	429.5	
1974	10,130	9,040	112.1	
PAWNEE				131.8
1971	2,797	6,068	46.0	
1972	2,478	5,576	44.4	
1973	6,201	8,450	73.4	
1974	6,483	9,341	69.4	
PAYNE				36.3
1971	4,584	10,362	44.2	
1972	4,997	10,352	48.3	
1973	4,751	10,091	29.5	
1974	6,246	10,386	60.1	
PITTSBURG				-33.2
1971	10,585	21,651	48.8	
1972	9,973	25,125	39.7	
1973	6,471	23,384	27.7	
1974	7,069	39,976	17.7	
PONTOTOC				110.4
1971	3,453	9,415	36.6	
1972	4,139	11,113	37.2	
1973	6,610	8,109	81.5	
1974	7,265	10,316	70.4	
POTTAWATOMIE				49.7
1971	6,407	10,749	59.6	
1972	7,416	12,000	61.8	
1973	8,279	12,500	66.2	
1974	9,591	12,564	70.4	
PUSHMATAHA				52.2
1971	863	3,413	25.2	
1972	656	4,369	15.0	
1973	1,150	5,320	21.6	
1974	1,314	5,024	26.2	
ROGER MILLS				9.5
1971	368	2,663	13.8	
1972	255	2,738	9.3	
1973	241	2,968	8.1	
1974	403	2,332	17.3	
ROGERS				29.2
1971	4,684	14,120	33.1	
1972	4,032	19,698	20.5	
1973	4,102	17,918	22.9	
1974	6,052	20,223	29.9	

PERCENTAGE OF SHERIFFS TRAVEL
EXPENSE CONTRIBUTED BY COURT FUND

COUNTY	Service Fees Contributed to Sheriff Fund	Sheriff's Travel Expense	Percentage Contributed by Court	4-Year Comparison % of Increase (+) or Decrease (-) in percentage contributed by Court 1974 over 1971
SEMINOLE				
1971	\$ 5,736	\$ 11,492	49.9 %	51.4 %
1972	6,453	11,411	56.6	
1973	6,282	12,037	52.1	
1974	8,684	15,366	56.5	
SEQUOYAH				
1971	1,226	*	*	*
1972	2,146	1,200	178.8	
1973	2,524	-0-	-0-	
1974	3,351	-0-	-0-	
STEPHENS				
1971	8,170	16,390	49.8	12.2
1972	7,903	16,049	49.2	
1973	8,088	13,065	61.9	
1974	9,169	16,560	55.4	
TEXAS				
1971	4,756	12,653	37.5	.5
1972	4,468	11,900	37.5	
1973	4,303	14,000	30.7	
1974	4,781	15,408	31.0	
TILLMAN				
1971	1,132	6,082	66.2	3.1
1972	1,091	6,048	18.1	
1973	1,178	6,103	19.3	
1974	1,167	4,205	27.8	
TULSA				
1971	65,553	98,902	66.2	51.7
1972	-0-	105,855	-0-	
1973	90,253	116,951	77.2	
1974	99,422	155,279	64.0	
WAGONER				
1971	2,708	9,888	27.3	14.5
1972	2,594	9,681	26.8	
1973	2,682	8,340	32.1	
1974	3,100	10,688	29.0	
WASHINGTON				
1971	5,860	25,945	22.5	49.4
1972	10,294	30,550	33.7	
1973	10,011	32,400	30.9	
1974	8,756	24,881	35.2	
WASHITA				
1971	1,292	5,454	23.6	30.7
1972	1,759	6,200	28.4	
1973	1,369	6,400	21.4	
1974	1,688	7,387	22.9	
WOODS				
1971	1,326	3,850	34.4	-25.9
1972	1,316	4,877	27.0	
1973	1,092	4,776	22.9	
1974	982	5,326	18.4	
WOODWARD				
1971	1,929	4,074	47.3	-77.8
1972	291	4,333	6.7	
1973	372	5,118	7.3	
1974	428	6,924	6.2	

*Data not included in source used
Source: Annual "Estimate of Needs and Financial Statement" submitted by County Excise Board to the Office of State Auditor, Clerk of Court of Tax Review.

EXPENDITURES FOR JUVENILE DIVISION
FROM COUNTY GENERAL FUND

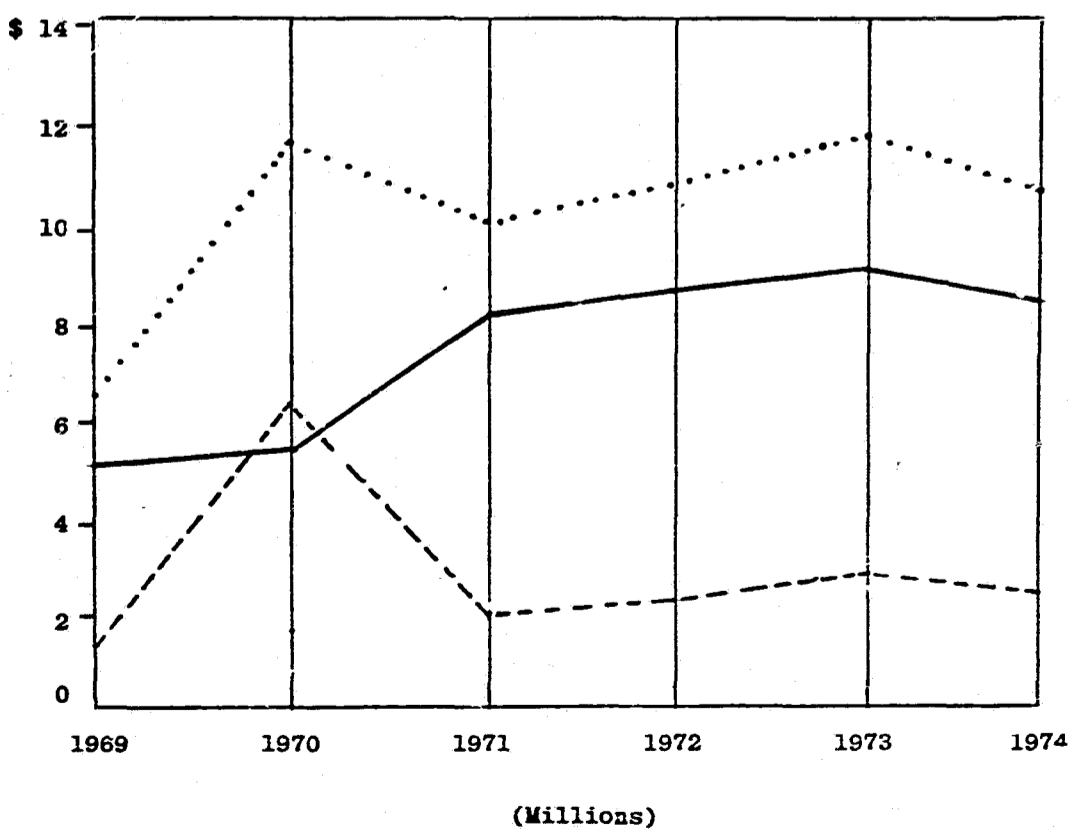
COUNTY	1971	Total Annual Expenditures		1974
		1972	1973	
ADAIR	\$	\$	\$	\$
ALFALFA				
ATOKA				
BEAVER				
BECKHAM				
BLAINE				
BRYAN				
CADDO	202			
CANADIAN				1,623
CARTER	12,477			
CHEROKEE				8,149
CHOCTAW	72			2,132
CIMARRON				
CLEVELAND	8,446	12,915	22,045	58,197
COAL				
COMANCHE	18,551			
COTTON	18		6,210	19,788
CRAIG				
CREEK	9,020			
CUSTER				
DELAWARE				
DEWEY				
ELLIS				
GARFIELD	600	9,015	10,007	13,705
GARVIN				
GRADY				
GRANT				
GREER				
HARMON				
HARPER				
HASKELL	273			
HUGHES				
JACKSON	6,660			
JEFFERSON				
JOHNSTON				
KAY				25,495
KINGFISHER	6,965			
KIOWA	285			
LATIMER				
LE FLORE				
LINCOLN	301			
LOGAN				
LOVE				
McCLAIN				
McCURTAIN				
McINTOSH				
MAJOR				
MARSHALL				
MAYES				
MURRAY	16			
MUSKOGEE	7,813	1,510	1,785	
NOBLE				
NOWATA				
OKFUSKEE				

EXPENDITURES FOR JUVENILE DIVISION
FROM COUNTY GENERAL FUND

COUNTY	1971	Total Annual Expenditures		1974
		1972	1973	
OKLAHOMA		\$ 244,834	\$ 265,020	\$ 449,413
OKMULGEE	\$ 3,894			
OSAGE				
OTTAWA				
PAWNEE	205			
PAYNE				
PITTSBURG				
PONTOTOC				9,322
POTTAWATOMIE				3,154
PUSHMATAHA	89			
ROGER MILLS				
ROGERS				
SEMINOLE				
SEQUOYAH				
STEPHENS	6,393			26,555
TEXAS				
TILLMAN				
TULSA		428,513	513,833	601,832
WAGONER				
WASHINGTON				
WASHITA	5,500			
WOODS				
WOODWARD				
Totals	\$ 85,780	\$ 696,787	\$ 918,900	\$1,219,005

OKLAHOMA JUDICIARY'S SUPPORT SOURCES: A BREAKDOWN



(Based on local expenditures coupled with appropriated funds)



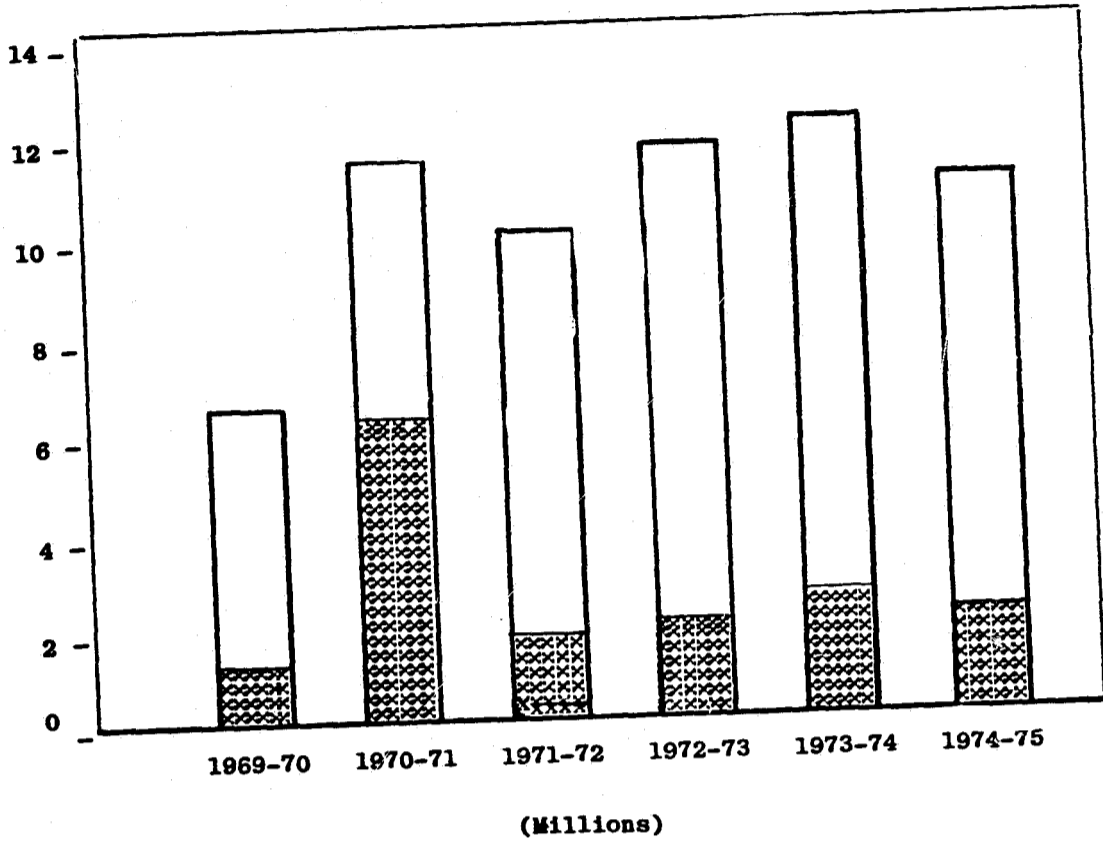
Year	Self-Generated Support	State-Generated Support	Total Support
1969	\$5,297,458 78.4%	\$1,461,768 21.6%	\$6,759,226 100%
1970	5,380,072 45.0%	6,568,311 55.0%	11,948,383 100%
1971	8,084,282 80.1%	2,002,865 19.9%	10,087,147 100%
1972	8,749,012 79.1%	2,308,166 20.9%	11,057,178 100%
1973	9,300,632 76.8%	2,811,377 23.2%	12,112,009 100%
1974	8,685,096 78.9%	2,324,503 21.1%	11,009,599 100%

Key:
 Self-Generated _____
 State-Generated - - - - -
 Total Support

STATE GENERATED (GENERAL REVENUE) SUPPORT PORTION
OF TOTAL FUNDING

 = State-Generated Support
 = Total Support

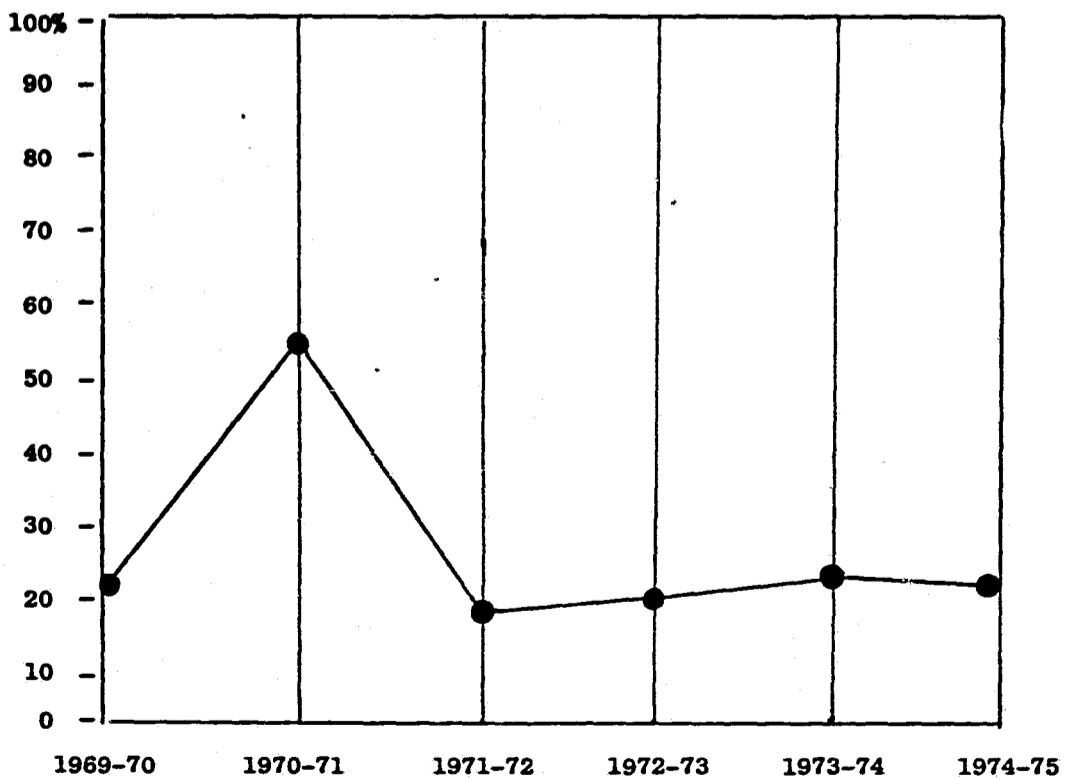
378



Year	State-Generated Support	Total
1969-70	\$ 1,461,768	\$ 6,759,226
1970-71	6,568,311	11,948,383
1971-72	2,002,865	10,087,147
1972-73	2,308,166	11,057,178
1973-74	2,811,377	12,112,009
1974-75	2,324,503	11,009,599

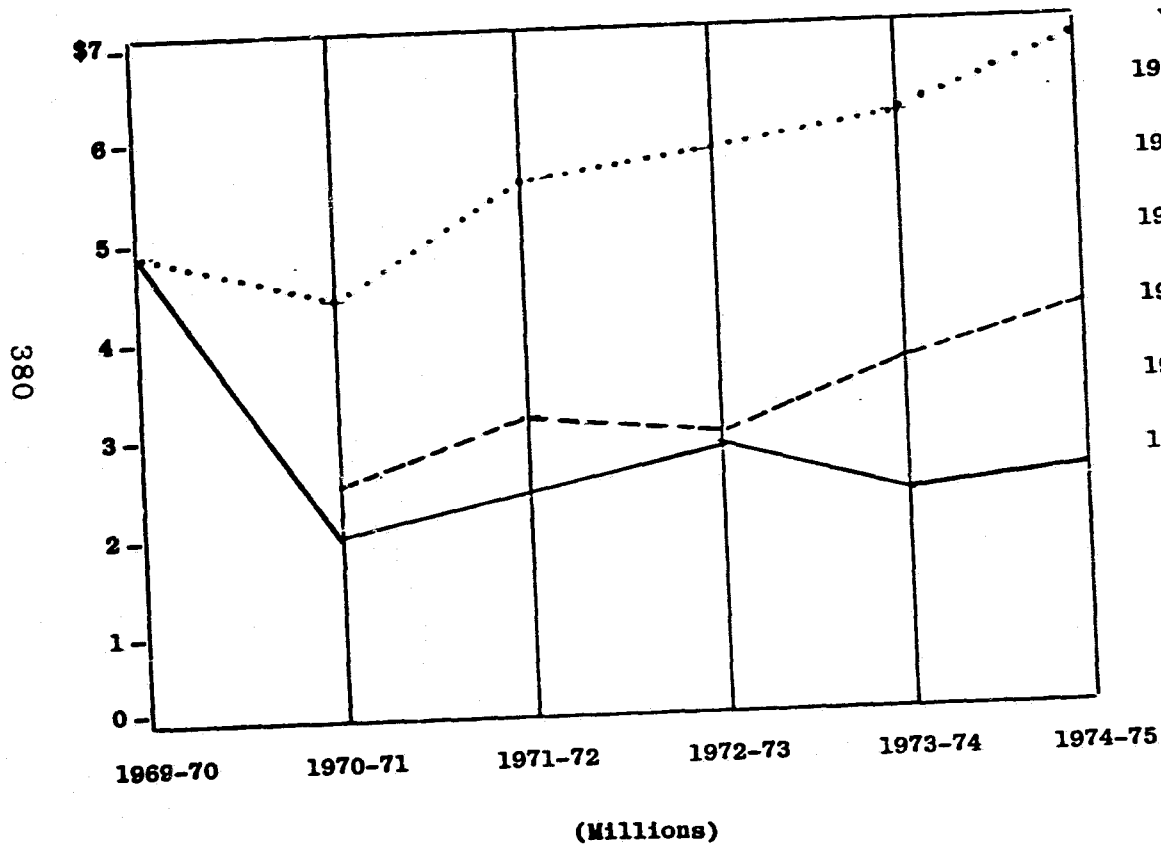
PERCENTAGE OF TAX-GENERATED (GENERAL REVENUE)
SUPPORT OF THE TOTAL JUDICIARY FUNDING COST

379



Year	State Generated Support	Percentage
1969-70	\$ 1,461,768	21.6 %
1970-71	6,568,311	55.0
1971-72	2,002,865	19.9
1972-73	2,308,166	20.9
1973-74	2,811,377	23.2
1974-75	2,324,503	21.1

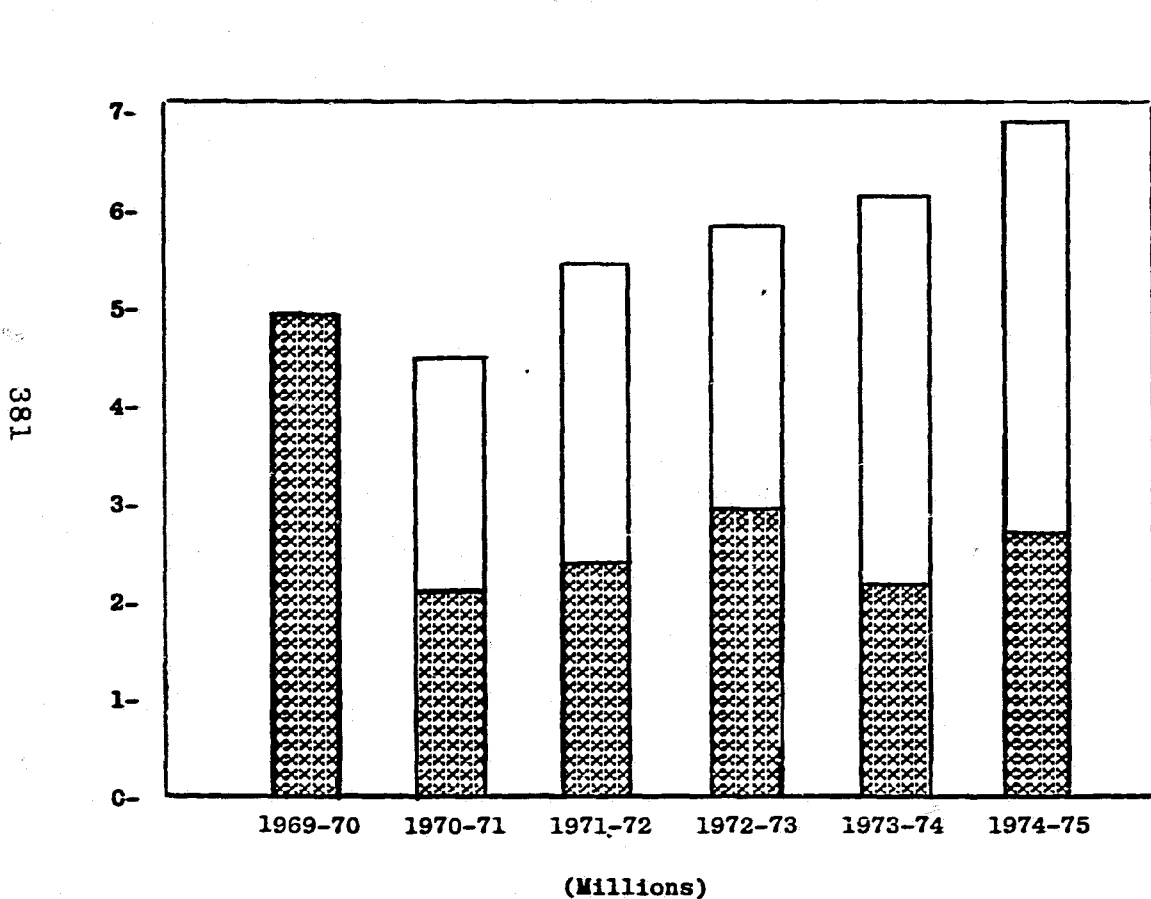
**BREAKDOWN OF FUNDING SOURCES
FOR THE SUPPORT OF THE OKLAHOMA COURT SYSTEM
(Based on Appropriations)**



Year	General Revenue	State Judicial Fund	Total
1969-70	\$4,995,243 100%	\$ -0-	\$4,995,243 100%
1970-71	2,002,865 43.7%	2,577,000 56.3%	4,579,865 100%
1971-72	2,308,166 41.6%	3,241,730 58.4%	5,549,896 100%
1972-73	2,811,377 48.2%	3,024,621 51.8%	5,835,998 100%
1973-74	2,324,503 37.3%	3,899,129 62.7%	6,223,632 100%
1974-75	2,667,973 38.2%	4,327,000 61.8%	6,994,973 100%

Key:
 General Revenue —————
 State Judicial Fund - - - - -
 Total Funding

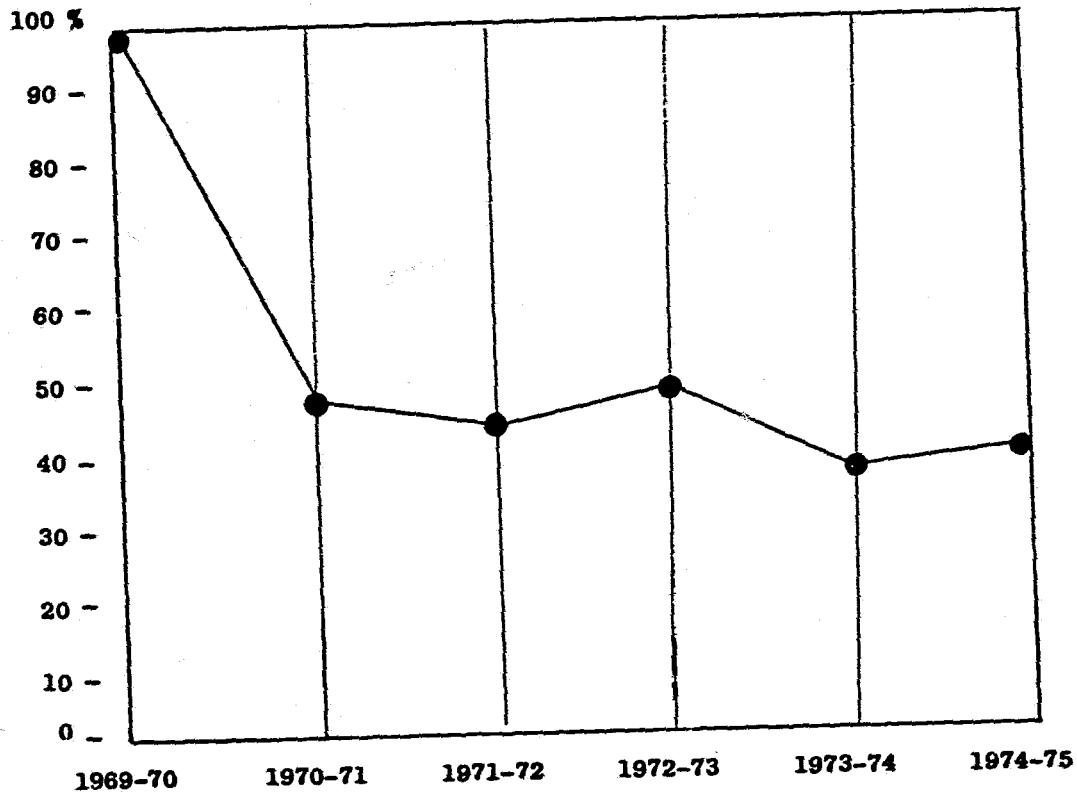
**GENERAL REVENUE PORTION OF TOTAL
LEGISLATIVE APPROPRIATION**



Legend:
 [Hatched Box] = General Revenue
 [White Box] = Total

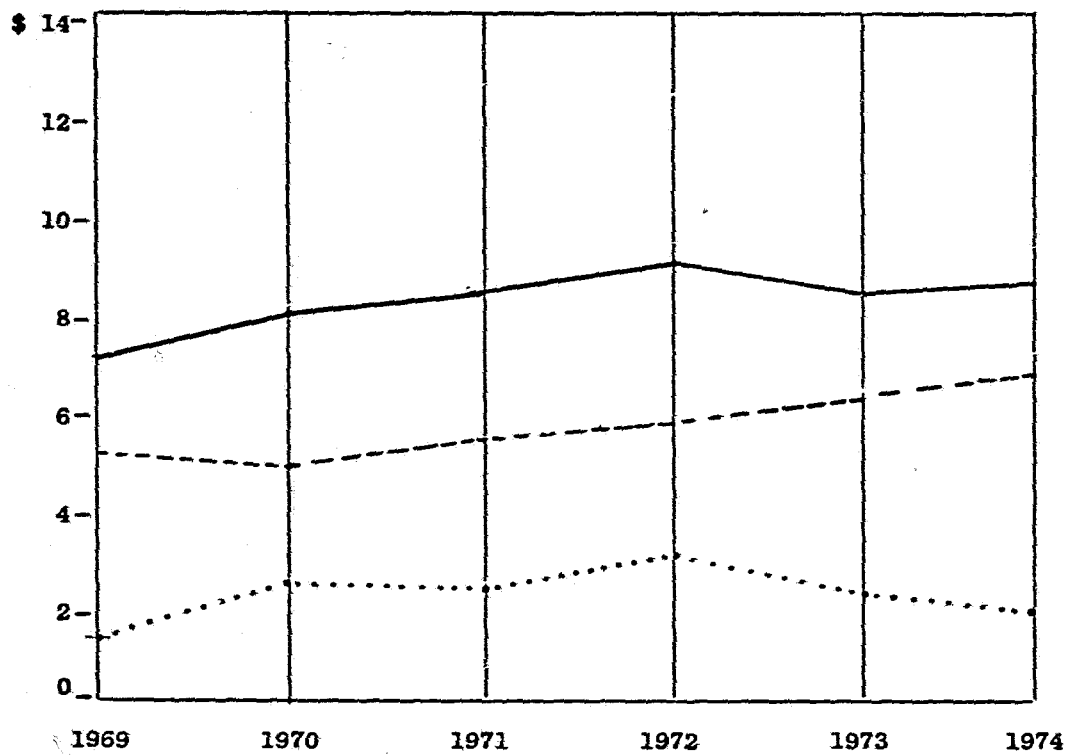
Year	General Revenue	Total
1969-70	\$ 4,995,243	\$ 4,995,243
1970-71	2,002,865	4,579,865
1971-72	2,308,166	5,549,896
1972-73	2,811,377	5,835,998
1973-74	2,324,503	6,223,632
1974-75	2,667,973	6,994,973

PERCENTAGE OF TAX-GENERATED (GENERAL REVENUE) SUPPORT
OF THE TOTAL LEGISLATIVE APPROPRIATION FOR THE JUDICIARY



Year	General Revenue	Percentage
1969-70	\$ 4,995,243	100.0 %
1970-71	2,002,865	47.3
1971-72	2,308,166	41.6
1972-73	2,811,377	48.2
1973-74	2,324,503	37.3
1974-75	2,667,973	38.1

COURT FUND EARNINGS, EXPENDITURES AND
STATE JUDICIAL FUND CONTRIBUTIONS
1969 - 1974



Year	Earnings	Expenditures*	State Judicial Contributions**
1969	\$7,114,388	\$5,297,458	\$1,605,968
1970	8,157,051	5,280,072	2,841,271
1971	8,389,911	5,507,282	2,825,157
1972	9,048,353	5,739,117	3,356,026
1973	8,474,187	6,257,251	2,667,694
1974	8,685,096	6,775,852	1,977,508

Key:

Earnings —————
Expenditures - - - - -
SJF Contributions

*exclusive of SJF contributions
**includes law library fund contributions

(Millions)

COURT FUND CONTRIBUTIONS TO STATE JUDICIAL FUND

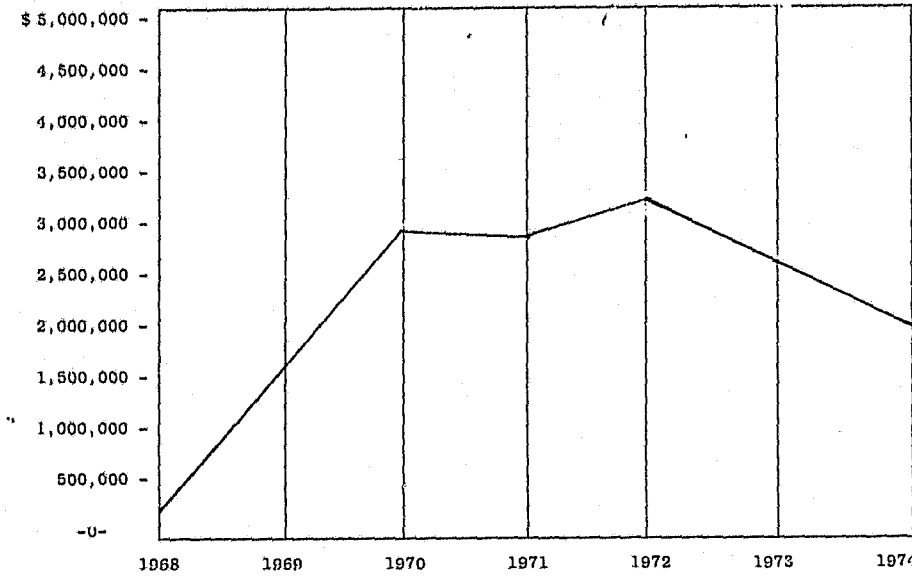
1972 - 1974

COUNTY	1972	1973	1974
Adair	\$ -0-	\$ -0-	\$ -0-
Alfalfa	15,740.27	11,869.24	10,996.59
Atoka	9,694.22	9,076.29	8,947.93
Beaver	8,676.78	5,738.38	3,834.21
Beckham	85,135.52	42,734.88	28,916.18
Blaine	7,026.83	8,172.78	14,326.39
Bryan	-0-	30,482.92	19,941.66
Caddo	55,751.60	32,757.70	33,841.04
Canadian	83,620.08	72,494.59	62,406.07
Carter	39,267.04	17,971.81	8,323.74
Cherokee	41,063.20	14,321.29	3,472.19
Choctaw	-0-	6,538.09	4,568.07
Cimarron	3,308.02	8,728.05	4,720.42
Cleveland	94,395.75	69,288.96	69,298.64
Coal	6,355.60	6,213.78	1,494.60
Comanche	136,199.19	-0-	-0-
Cotton	5,093.03	23,067.46	6,164.85
Craig	7,947.37	8,402.02	10,007.03
Creek	39,301.40	58,106.94	27,975.16
Custer	53,973.51	52,463.29	51,562.52
Delaware	31,990.96	17,725.22	20,970.95
Dewey	7,003.04	6,152.42	485.80
Ellis	9,836.46	4,199.57	13,423.72
Garfield	81,203.83	47,056.83	77,059.56
Garvin	69,529.46	63,985.20	54,813.74
Grady	85,407.42	64,539.64	41,014.21
Grant	12,789.25	12,182.98	4,584.60
Greer	9,954.61	9,590.89	2,505.43
Harmon	17,024.33	24,442.11	13,776.84
Harper	6,539.94	8,299.94	13,539.25
Haskell	17.36	10,111.48	-0-
Hughes	26,846.22	20,303.58	9,358.03
Jackson	27,935.79	19,434.77	13,489.96
Jefferson	6,805.80	26,009.45	16,374.11
Johnston	7,372.81	4,793.96	12,146.56
Kay	21,151.71	42,151.90	16,421.03
Kingfisher	34,727.63	12,065.47	20,245.28
Kiowa	24,092.45	9,153.94	8,896.44
Latimer	7,504.59	5,562.36	-0-
LeFlore	52,193.25	62,711.37	20,797.02
Lincoln	52,682.90	48,294.23	31,697.65
Logan	39,519.72	12,021.85	3,865.43
Love	22,212.67	11,555.79	23,053.35
McClain	37,202.90	35,783.52	12,919.37
McCurtain	46,225.98	42,808.99	34,130.46
McIntosh	33,202.02	32,513.65	6,831.90
Major	32,424.89	26,943.87	35,761.02
Marshall	27,163.35	23,606.61	2,099.01
Mayes	9,573.62	30,463.67	6,864.00
Murray	32,057.38	37,134.54	42,217.87
Muskogee	144,438.74	76,268.69	83,907.10
Noble	13,973.31	5,685.80	13,356.37
Nowata	5,669.44	9,538.45	2,618.84

CONTRIBUTIONS TO STATE JUDICIAL FUND
1972 -1974 (Continued)

COUNTY	1972	1973	1974
Okfuskee	47,601.85	26,446.72	16,897.42
Oklahoma	253,287.12	246,220.43	423,173.96
Okmulgee	9,158.22	18,632.77	832.14
Osage	-0-	10,591.92	-0-
Ottawa	29,086.06	46,633.18	27,534.35
Pawnee	81,912.92	32,850.91	18,737.02
Payne	70,323.12	63,969.46	39,068.72
Pittsburg	87,132.95	29,714.51	28,604.56
Pontotoc	22,620.75	35,288.50	42,772.91
Pottawatomie	57,760.47	7,576.11	50,454.99
Pushmataha	6,243.32	12,836.64	15,332.90
Roger Mills	8,669.73	4,924.44	4,281.94
Rogers	40,402.40	46,625.63	13,171.54
Seminole	39,762.34	26,637.95	20,087.56
Sequoyah	96,942.38	93,649.82	62,623.69
Stephens	-0-	-0-	-0-
Texas	14,437.03	6,116.52	18,837.71
Tillman	8,920.69	1,218.08	3,788.69
Tulsa	602,529.08	525,333.43	62,831.39
Wagoner	22,487.68	30,184.71	2,159.34
Washington	21,850.59	2,506.78	35,038.04
Washita	17,110.98	14,984.67	31,002.15
Woods	30,173.29	12,397.39	8,046.04
Woodward	28,286.06	23,967.84	21,225.50
Total	\$3,325,499.30	\$2,661,099.59	\$1,976,524.74

STATE JUDICIAL FUND CONTRIBUTIONS
1968 - 1974



Year	Contribution
1968	\$ 230,601
1969	1,605,968
1970	2,841,271
1971	2,805,635
1972	3,325,499
1973	2,661,100
1974	1,976,525

LAW LIBRARY CONTRIBUTIONS
1972 - 1974

COUNTY	1972	1973	1974
Adair	\$ -0-	\$ -0-	\$ -0-
Alfalfa	-0-	-0-	-0-
Atoka	11,602.36	-0-	-0-
Beaver	-0-	-0-	-0-
Beckham	-0-	-0-	-0-
Blaine	-0-	-0-	-0-
Bryan	-0-	-0-	-0-
Caddo	-0-	-0-	-0-
Canadian	-0-	-0-	-0-
Carter	-0-	-0-	-0-
Cherokee	-0-	-0-	-0-
Choctaw	-0-	-0-	-0-
Cimarron	-0-	-0-	-0-
Cleveland	-0-	-0-	-0-
Coal	216.41	-0-	-0-
Comanche	-0-	-0-	-0-
Cotton	-0-	1,095.10	370.48
Craig	-0-	-0-	-0-
Creek	-0-	-0-	-0-
Custer	376.03	-0-	-0-
Delaware	-0-	-0-	-0-
Dewey	917.52	944.48	-0-
Ellis	-0-	-0-	-0-
Garfield	-0-	-0-	-0-
Garvin	-0-	-0-	-0-
Grady	-0-	-0-	-0-
Grant	1,492.58	700.90	-0-
Greer	-0-	-0-	-0-
Harmon	-0-	-0-	-0-
Harper	1,927.63	1,704.30	-0-
Haskell	-0-	-0-	-0-
Hughes	-0-	-0-	-0-
Jackson	-0-	-0-	-0-
Jefferson	-0-	-0-	-0-
Johnston	-0-	-0-	-0-
Kay	2,249.95	-0-	-0-
Kingfisher	-0-	424.52	500.00
Kiowa	-0-	-0-	-0-
Latimer	-0-	-0-	-0-
LeFlore	-0-	-0-	-0-
Lincoln	-0-	-0-	-0-
Logan	-0-	-0-	-0-
Love	-0-	-0-	-0-
McClain	-0-	-0-	-0-
McCurtain	1,493.34	-0-	-0-
McIntosh	1,054.23	-0-	-0-
Major	-0-	-0-	-0-
Marshall	-0-	-0-	-0-
Mayes	-0-	-0-	-0-
Murray	3,583.98	-0-	112.44
Muskogee	-0-	-0-	-0-
Noble	-0-	-0-	-0-

LAW LIBRARY CONTRIBUTIONS
1972 - 1974

COUNTY	1972	1973	1974
Nowata	\$ -0-	\$ -0-	\$ -0-
Okfuskee	-0-	-0-	-0-
Oklahoma	-0-	-0-	-0-
Okmulgee	-0-	-0-	-0-
Osage	-0-	-0-	-0-
Ottawa	-0-	-0-	-0-
Pawnee	-0-	-0-	-0-
Payne	2,737.33	1,698.60	-0-
Pittsburg	2,020.34	-0-	-0-
Pontotoc	-0-	-0-	-0-
Pottawatomie	-0-	-0-	-0-
Pushmataha	-0-	-0-	-0-
Roger Mills	-0-	-0-	-0-
Rogers	-0-	-0-	-0-
Seminole	-0-	-0-	-0-
Sequoyah	-0-	-0-	-0-
Stephens	-0-	-0-	-0-
Texas	-0-	-0-	-0-
Tillman	-0-	-0-	-0-
Tulsa	-0-	-0-	-0-
Wagoner	-0-	-0-	-0-
Washington	855.44	-0-	-0-
Washita	-0-	-0-	-0-
Woods	-0-	-0-	-0-
Woodward	-0-	-0-	-0-
TOTAL	\$30,527.14	\$ 6,594.55	\$ 982.92

BOND FORFEITURES 1974

County	Total Number Forfeitures	Total Amount Forfeited	Total Amount Collected
ADAIR	-0-	-0-	-0-
ALFALFA	13	505.00	505.00
ATOKA	53	12,865.00	12,865.00
BEAVER	89	4,630.00	4,630.00
BECKHAM	480	20,981.00	20,620.00
BLAINE	59	22,271.00	16,327.00
BRYAN	9	2,270.00	2,610.00
CADDO	68	2,680.00	2,680.00
CANADIAN	12	6,800.00	750.00
CARTER	178	10,809.50	5,294.40
CHEROKEE	-0-	-0-	-0-
CHOCTAW	64	5,911.88	5,911.88
CIMARRON	63	3,055.00	12,765.00
CLEVELAND	32	26,125.00	710.00
COAL	59	2,491.10	2,491.10
COMANCHE	43	34,190.00	7,975.00
COTTON	-0-	-0-	-0-
CRAIG	92	4,503.00	2,975.00
CREEK	9	16,000.00	-0-
CUSTER	1111	47,321.20	46,321.20
DELAWARE	92	4,322.90	4,347.90
DEWEY	5	275.00	275.00
ELLIS	70	3,414.00	3,414.00
GARFIELD	20	3,566.40	2,616.40
GARVIN	136	6,754.40	6,514.40
GRADY	2	1,100.00	-0-
GRANT*			7,540.00
GREER	23	1,190.00	1,190.00
HARMON	36	1,260.00	1,175.00
HARPER	61	3,169.80	3,169.80
HASKELL	32	1,880.00	1,880.00
HUGHES	-0-	-0-	-0-
JACKSON	63	8,345.00	2,520.00
JEFFERSON	93	6,287.75	6,287.75
JOHNSTON	64	2,560.00	5,580.00
KAY	723	41,819.05	35,999.05
KINGFISHER	39	2,980.00	3,492.00
KIOWA	5	2,300.00	2,300.00
LATIMER	-0-	-0-	-0-
LE FLORE	2	1,000.00	1,000.00
LINCOLN**	12	21,000.00	4,000.00
LOGAN	236	13,667.20	13,552.20
LOVE	-0-	-0-	-0-
MAJOR	60	2,615.00	2,615.00
MARSHALL	-0-	-0-	-0-
MAYES	29	1,155.00	1,155.00
MCCLAIN	96	10,925.00	3,265.00
MCCURTAIN	-0-	-0-	-0-
MCINTOSH	184	5,390.00	5,390.00
MURRAY	-0-	-0-	-0-
MUSKOGEE***	3		
NOBLE**	92	2,219.00	2,015.40
NOWATA	27	3,385.00	885.00
OKFUSKEE	54	3,355.00	7,025.00
OKLAHOMA	263	347,050.00	230,596.50
OKMULGEE	32	5,710.00	2,415.00

(Bond Forfeitures cont'd)

County	Total Number Forfeitures	Total Amount Forfeited	Total Amount Collected
OSAGE	37	3,575.00	75.00
OTTAWA	9	585.00	-0-
PAWNEE	39	2,632.00	2,632.00
PAYNE	4	1,050.00	1,050.00
PITTSBURG	106	4,015.35	4,015.35
PONTOTOC	69	8,510.00	7,810.00
POTTAWATOMIE	4	10,500.00	-0-
PUSHMATAHA	39	1,450.40	1,450.40
ROGER MILLS	30	850.00	850.00
ROGERS	418	18,840.40	15,130.40
SEMINOLE	-0-	-0-	-0-
SEQUOYAH	12	300.00	300.00
STEPHENS	79	7,713.80	5,963.80
TEXAS	-0-	-0-	-0-
TILLMAN	1	100.00	100.00
TULSA	69	73,750.00	48,900.00
WAGONER	-0-	-0-	-0-
WASHINGTON	-0-	-0-	-0-
WASHITA	444	17,630.25	17,835.25
WOODS	22	2,545.00	2,545.00
WOODWARD	89	12,137.00	12,137.00
TOTAL	6459	899,328.38	628,980.18

*No criminal disposition docket kept in 1974
 **No traffic forfeitures included
 ***Pending

RECEIPTS TO THE PARDON AND PAROLE FUND

(22 O. S. Supp. 1972 | 991 (d) & 991 (e))

FY - 1972-1973

COUNTY	AMOUNT
Cleveland	\$ 5.00
Cotton	20.00
McIntosh	10.00
Oklahoma	17,037.70
Pittsburg	10.00
Stephens	176.00
TOTAL	.\$17,258.70

FY - 1973-1974

Caddo	\$ 65.00
Carter	327.00
Choctaw	435.00
Cimarron	10.00
Cleveland	295.00
Garfield	410.00
Grady	285.00
Kingfisher	10.00
LeFlore	140.00
Lincoln	370.00
McClain	23.00
McCurtain	285.00
McIntosh	140.00
Marshall	5.00
Oklahoma	55,158.55
Okmulgee	519.00
Payne	190.00
Pittsburg	55.00
Pontotoc	520.00
Pottawatomie	447.00
Pushmataha	20.00
Seminole	15.00
Stephens	683.75
Texas	65.00
Tulsa	1,142.00
TOTAL	\$ 61,615.30

FY - 1974-1975

Alfalfa	\$ 125.00
Atoka	590.00
Blaine	110.00
Caddo	345.00
Carter	824.00
Cherokee	845.00
Choctaw	635.00
Cimarron	95.00
Cleveland	1470.00
Coal	360.00
Craig	65.00
Delaware	35.00
Garfield	3160.00
Garvin	210.00
Grady	1663.00
Grant	40.00

FY - 1974-1975 (con't.)

Jefferson	770.00
Kay	325.00
Kingfisher	135.00
Kiowa	215.00
LeFlore	780.00
Lincoln	645.00
Logan	180.00
McClain	127.00
McCurtain	820.00
McIntosh	40.00
Major	300.00
Marshall	24.00
Muskogee	1728.00
Nowata	190.00
Oklahoma	81,606.76
Okmulgee	1051.00
Ottawa	475.00
Payne	495.00
Pittsburg	3.50
Pontotoc	1552.00
Pottawatomie	2020.00
Pushmataha	180.00
Rogers	95.00
Seminole	450.00
Stephens	1242.00
Texas	710.00
Tillman	110.00
Tulsa	8454.10
Wagoner	708.00
Washington	75.00
Woodward	625.00
TOTAL	\$ 116,703.36

PER CASE PROCESSING COST

PER CASE PROCESSING COST

SUPREME COURT AND COURT OF APPEALS

	<u>Total Expenses</u>	<u>Total Number of Cases Terminated</u>	<u>Cost Per Case</u>
1969	\$ 650,057.16	509	\$ 1,227.13
1970	744,570.47	498	1,495.12
1971	881,222.01	900	979.14
1972	961,248.11	877	982.04
1973	930,884.70	910	1,022.95
1974	942,773.31	918	1,026.99

COURT OF CRIMINAL APPEALS

	<u>Total Expenses</u>	<u>Total Number of Cases Terminated</u>	<u>Cost Per Case</u>
1969	\$ 120,236.64	637	\$ 188.75
1970	160,630.09	491	327.15
1971	156,267.55	994	157.21
1972	162,765.08	822	198.01
1973	192,354.66	843	228.17
1974	227,204.76	836	271.78

DISTRICT COURT
PER CASE PROCESSING COST
(BASED ON STATE EXPENDITURES ONLY)

	Expenditures from District Court Appropriation	Expenses From Court Fund Operation*	Total Expenses	Total Number of Cases Terminated	Cost Per Case
1969	\$ 3,679,089.34	\$ 5,297,458	\$ 8,976,547.34	217,387	\$ 41.29
1970	3,899,837.95	5,280,072	9,179,909.95	264,618	34.69
1971	4,169,094.03	5,507,282	9,676,376.03	282,338	34.27
1972	4,256,683.51	5,739,117	9,995,800.51	293,684	34.04
1973	4,421,472.17	6,282,467	10,703,939.17	286,263	37.39
1974	4,435,702.15	6,776,835	11,212,537.15	292,754	38.30

*Exclusive of State Judicial Fund Contribution

DISTRICT COURT PER CASE PROCESSING COST
(BASED ON STATE EXPENDITURES PLUS COUNTY SUPPORT OF COURT CLERKS)

	Expenditures from District Court Appropriations	Expenses from Court Fund for Operation*	Expenditures for Court Clerks Office from County General Fund	Total Expenses	Total Number of Cases Terminated	Cost Per Case
1969	\$ 3,679,089.34	\$ 5,279,458	\$ 2,143,241	\$11,119,788.34	217,387	\$ 51.15
1970	3,899,837.95	5,280,072	2,552,784	11,732,693.95	264,618	44.34
1971	4,169,094.03	5,507,282	2,619,899	12,296,275.03	282,338	43.55
1972	4,256,683.51	5,739,117	2,793,636	12,789,436.51	293,684	43.55
1973	4,421,472.17	6,282,467	2,972,560	13,676,499.17	286,263	47.78
1974	4,435,702.15	6,776,835	3,177,598	14,390,135.15	292,754	49.15

*Exclusive of State Judicial Fund Contribution

PERCENTAGE OF TOTAL NUMBER OF CASES
TERMINATED BY CLASS OF LITIGATION

	1969		1970		1971		1972		1973		1974	
	Cases Term.	% of Total Term.	Cases Term.	% of Total Term.	Cases Term.	% of Total Term.	Cases Term.	% of Total Term.	Cases Term.	% of Total Term.	Cases Term.	% of Total Term.
PROBATE	11,900	5.47	13,133	4.96	14,085	4.99	15,569	5.30	16,347	5.71	15,600	5.30
CIVIL	15,870	7.30	22,204	4.96	22,634	8.02	23,747	8.09	26,527	9.27	30,674	10.50
DOMESTIC	19,557	9.01	26,554	10.03	28,123	9.97	32,207	10.97	32,184	11.24	38,164	13.00
FELONY	9,441	4.34	11,497	4.35	14,606	5.17	12,748	4.34	13,771	4.81	15,340	5.20
MISDEMEANORS	143,854	66.17	166,247	62.83	174,138	61.67	176,105	59.96	154,091	53.83	144,350	49.40
SMALL CLAIMS	16,765	7.71	24,983	9.44	28,752	10.18	33,308	11.34	43,343	15.14	48,626	16.60
TOTAL	217,387	100.00	264,618	100.00	282,338	100.00	293,684	100.00	286,263	100.00	292,754	100.00

33
00

AVERAGE COST PER CASE TERMINATED
IN THE DISTRICT COURT
1969

Class of Litigation	Cases Terminated	Percentage of Total Number of Cases Terminated	Expense by Category
PROBATE	11,900	5.47	\$ 491,017.14
CIVIL	15,870	7.30	655,287.96
DOMESTIC	19,557	9.01	808,786.92
FELONY	9,441	4.34	389,582.15
MISDEMEANORS	143,854	66.17	5,939,781.37
SMALL CLAIMS	16,765	7.71	692,091.80
TOTAL	217,387	100.00	\$8,976,547.34

AVERAGE COST PER CASE 41.31

AVERAGE COST PER CASE TERMINATED
IN THE DISTRICT COURT
1970

Class of Litigation	Cases Terminated	Percentage of Total Number of Cases Terminated	Expense by Category
PROBATE	13,133	4.96	\$ 455,323.53
CIVIL	22,204	8.39	770,194.45
DOMESTIC	26,554	10.03	920,744.97
FELONY	11,497	4.35	399,326.08
MISDEMEANORS	166,247	62.83	5,767,737.42
SMALL CLAIMS	24,983	9.44	866,583.50
TOTAL	264,618	100.00	\$9,179,909.95

AVERAGE COST PER CASE 34.69

AVERAGE COST PER CASE TERMINATED
IN THE DISTRICT COURT
1971

<u>Class of Litigation</u>	<u>Cases Terminated</u>	<u>Percentage of Total Number of Cases Terminated</u>	<u>Expense by Category</u>
PROBATE	14,085	4.99	\$ 482,851.16
CIVIL	22,634	8.02	776,045.36
DOMESTIC	28,123	9.97	964,734.69
FELONY	14,606	5.17	500,268.64
MISDEMEANORS	174,138	61.67	5,967,421.10
SMALL CLAIMS	28,752	10.18	985,055.08
TOTAL	282,338	100.00	\$ 9,676,376.03

AVERAGE COST PER CASE 34.27

AVERAGE COST PER CASE TERMINATED
IN THE DISTRICT COURT
1972

<u>Class of Litigation</u>	<u>Cases Terminated</u>	<u>Percentage of Total Number of Cases Terminated</u>	<u>Expense by Category</u>
PROBATE	15,569	5.30	\$ 529,777.43
CIVIL	23,747	8.09	808,660.26
DOMESTIC	32,207	10.97	1,096,539.32
FELONY	12,748	4.34	433,817.74
MISDEMEANORS	176,105	59.96	5,993,481.98
SMALL CLAIMS	33,308	11.34	1,133,523.78
TOTAL	293,684	100.00	\$9,995,800.51

AVERAGE COST PER CASE 34.04

AVERAGE COST PER CASE TERMINATED
IN THE DISTRICT COURT
1973

<u>Class of Litigation</u>	<u>Cases Terminated</u>	<u>Percentage of Total Number of Cases Terminated</u>	<u>Expense by Category</u>
PROBATE	16,347	5.71	\$ 611,194.93
CIVIL	26,527	9.27	992,255.16
DOMESTIC	32,184	11.24	1,203,122.76
FELONY	13,771	4.81	514,859.47
MISDEMEANORS	154,091	53.83	5,761,930.46
SMALL CLAIMS	43,343	15.14	1,620,576.39
TOTAL	286,263	100.00	\$10,703,939.17

AVERAGE COST PER CASE 37.39

AVERAGE COST PER CASE TERMINATED
IN THE DISTRICT COURT
1974

<u>Class of Litigation</u>	<u>Cases Terminated</u>	<u>Percentage of Total Number of Cases Terminated</u>	<u>Expense by Category</u>
PROBATE	15,600	5.32	\$ 596,506.98
CIVIL	30,674	10.48	1,175,073.89
DOMESTIC	38,164	13.04	1,462,114.84
FELONY	15,340	5.24	587,536.95
MISDEMEANORS	144,350	49.31	5,528,902.07
SMALL CLAIMS	48,626	16.61	1,862,402.42
TOTAL	292,754	100.00	\$11,212,537.15

AVERAGE COST PER CASE 38.30

404

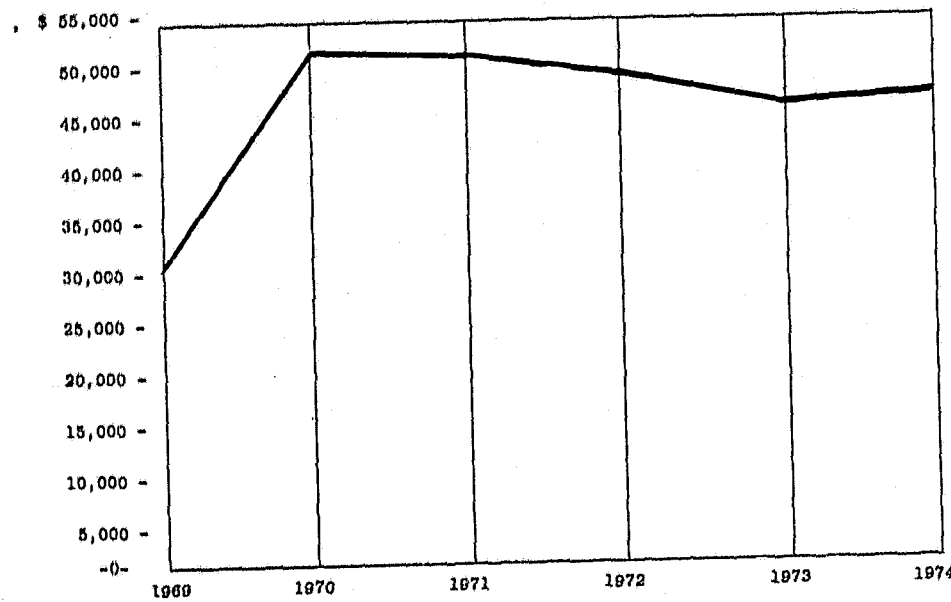
TRAVEL EXPENSE FROM JULY 1, 1971 THRU JUNE 30, 1972

405

DISTRICT NUMBER	DISTRICT JUDGES		DISTRICT COURT REPORTERS	SPECIAL JUDGES		ASSOCIATE DISTRICT JUDGES		ADDITIONAL COURT REPORTERS	TOTAL
	CONFERENCES	TRIAL WORK	TRIAL WORK	CONFERENCES	TRIAL WORK	CONFERENCES	TRIAL WORK	TRIAL WORK	
1.	\$	\$	\$ 59.17	\$	\$	\$ 237.40	\$ 619.97	\$ 182.98	\$ 1,099.52
2.	200.42	1,771.49	1,126.90			92.25	475.88	137.83	3,804.77
3.	160.16	969.22	215.22	65.72		51.10		657.96	2,119.38
4.	201.76	3,949.48	1,579.45	51.70		295.08	384.58	61.64	6,523.69
5.	146.03	875.10	334.85	120.22	9.00	105.26	98.35	339.90	2,028.71
6.									
7.	42.40	1,118.83	482.09	65.12		10.00	387.99	52.35	2,158.78
8.			9.45					173.56	183.01
9.	121.09	508.32	166.25	36.28		48.46	25.20		905.60
10.									
11.	335.09	237.93	7.92			68.75	30.21	16.78	696.68
12.		1,636.49	1,431.02			50.55	712.73	482.82	4,313.61
13.		359.19	66.96			135.10			561.25
14.	342.91	1,196.55	406.75			156.88			2,103.09
15.	337.04	2,774.49	2,080.27			67.39		13.00	5,272.19
16.		219.69	497.02			126.55	14.94	919.71	2,190.78
17.	86.20	399.04	1,768.36				34.63	870.32	3,578.69
18.	6.28	427.06							433.34
19.	146.51			65.83		63.85			276.19
20.	102.46	1,545.47	1,158.30	53.90	33.66	52.90	242.28	74.89	3,263.86
21.	82.85	403.50	132.00		330.80	114.50	13.50	8.64	1,085.79
22.	172.02	804.21	526.71	47.60	77.40	91.55	9.68	19.80	1,748.97
23.	259.66	1,758.42	453.69	8.10	24.02	66.21	37.53	37.19	2,644.52
24.	276.05	1,009.56	223.65			38.96			1,548.22
25.	169.67	368.53	278.10	54.80				488.18	1,359.28
	<u>\$3,188.60</u>	<u>\$22,332.57</u>	<u>\$13,004.13</u>	<u>\$569.27</u>	<u>\$1,307.89</u>	<u>\$1,872.74</u>	<u>\$3,087.47</u>	<u>\$4,537.55</u>	<u>\$49,900.22</u>
		\$38,525.30			\$1,877.16		\$4,960.21	\$4,537.55	\$49,900.22

DISTRICT COURT TRAVEL EXPENSE

1969 - 1974



Year	Total Travel Expense
1969	\$ 30,888
1970	51,740
1971	51,498
1972	49,900
1973	45,291
1974	46,297

RANKING OF CIVIL CASES FILED AND TERMINATED

County	Cases Filed	Rank	Cases Terminated	County
Oklahoma	13,371	1	9,749	Oklahoma
Tulsa	8,128	2	6,034	Tulsa
Cleveland	1,170	3	1,049	Cleveland
Comanche	918	4	715	Comanche
Muskogee	745	5	589	Muskogee
Creek	618	6	563	Seminole
Seminole	561	7	518	Pittsburg
Pottawatomie	521	8	456	Garfield
Pittsburg	516	9	441	Pottawatomie
McCurtain	452	10	431	McCurtain
Garfield	446	11	425	LeFlore
LeFlore	431	12	388	Creek
Carter	430	13	361	Okmulgee
Canadian	424	14	358	Carter
Okmulgee	412	15	334	Rogers
Washington	388	16	316	Stephens
Rogers	373	17	311	Kay
Ottawa	350	18	311	Canadian
Grady	338	19	303	Washington
Mayes	334	20	302	Sequoyah
Kay	333	21	293	Grady
Bryan	298	22	292	Mayes
Pontotoc	297	23	290	Payne
Sequoyah	297	24	270	Lincoln
Delaware	284	25	260	Garvin
Payne	279	26	251	Bryan
Stephens	271	27	230	Wagoner
Lincoln	256	28	229	Pontotoc
Osage	242	29	221	Ottawa
Cherokee	235	30	194	Osage
Wagoner	225	31	175	Adair
Garvin	220	32	174	Logan
Caddo	187	33	161	Custer
Logan	180	34	155	Craig
Adair	177	35	154	Hughes
Custer	177	36	154	Jackson
Atoka	175	37	152	Caddo
Hughes	173	38	149	McIntosh
Jackson	171	39	137	Delaware
Woodward	163	40	133	Beckham
McClain	160	41	126	Texas
Pushmataha	160	42	124	Atoka
Craig	152	43	123	McClain
McIntosh	152	44	118	Pushmataha
Choctaw	147	45	113	Choctaw
Beckham	138	46	107	Okfuskee
Texas	134	47	106	Woodward
Kingfisher	116	48	106	Cherokee
Pawnee	110	49	103	Dewey
Murray	103	50	91	Murray
Haskell	99	51	91	Kingfisher
Marshall	98	52	87	Coal
Okfuskee	98	53	85	Haskell
Blaine	93	54	83	Kiowa
Washita	88	55	76	Blaine
Kiowa	82	56	75	Marshall
Dewey	73	57	75	Washita
Nowata	71	58	73	Pawnee
Tillman	71	59	68	Nowata
Coal	66	60	66	Roger Mills
Latimer	66	61	61	Major
Alfalfa	62	62	61	Tillman
Major	62	63	59	Jefferson
Jefferson	61	64	59	Latimer
Johnston	60	65	52	Alfalfa
Love	59	66	47	Beaver
Noble	54	67	47	Grant
Beaver	52	68	43	Love
Cotton	49	69	43	Noble
Greer	48	70	41	Greer
Roger Mills	44	71	39	Ellis
Woods	43	72	36	Cotton
Grant	41	73	36	Harmon
Harper	41	74	35	Johnston
Ellis	34	75	34	Woods
Cimarron	31	76	31	Cimarron
Harmon	19	77	27	Harper
Total	38,603		30,674	

RANKING OF DOMESTIC CASES
FILED AND TERMINATED

County	Cases Filed	Rank	Cases Term- inated	County
Oklahoma	10,001	1	8,570	Oklahoma
Tulsa	7,333	2	7,730	Tulsa
Comanche	1,732	3	1,337	Comanche
Cleveland	1,290	4	1,259	Cleveland
Muskogee	929	5	1,065	Pottawatomie
Pottawatomie	815	6	808	Muskogee
Creek	804	7	723	Garfield
Pittsburg	769	8	690	Payne
Garfield	724	9	654	Jackson
Payne	715	10	607	Carter
Carter	699	11	575	Kay
Canadian	636	12	567	Creek
Kay	616	13	567	LeFlore
Washington	600	14	522	Stephens
LeFlore	576	15	508	Okmulgee
Stephens	576	16	491	Pittsburg
Jackson	567	17	489	Washington
Okmulgee	551	18	449	Canadian
Ottawa	488	19	425	Cherokee
McCurain	485	20	418	Rogers
Mayes	457	21	397	Bryan
Rogers	454	22	396	Sequoyah
Cherokee	443	23	290	Seminole
Grady	439	24	373	Grady
Osage	432	25	368	Pontotoc
Bryan	429	26	366	McCurain
Pontotoc	412	27	365	Caddo
Caddo	385	28	364	Custer
Seminole	365	29	357	Mayes
Sequoyah	360	30	323	Wagoner
Custer	353	31	310	Osage
Wagoner	314	32	291	Ottawa
Garvin	297	33	270	Lincoln
Delaware	266	34	239	Beckham
Woodward	263	35	231	Garvin
Lincoln	258	36	226	Logan
Beckham	256	37	222	Texas
Logan	251	38	211	Adair
Adair	241	39	201	McIntosh
Texas	220	40	197	Craig
McIntosh	206	41	184	Woodward
Pawnee	196	42	170	Choctaw
Choctaw	195	43	168	Delaware
Craig	194	44	162	McClain
McClain	186	45	152	Atoka
Hughes	166	46	141	Pawnee
Marshall	151	47	135	Okfuskee
Blaine	148	48	132	Blaine
Atoka	146	49	132	Marshall
Murray	139	50	129	Hughes
Washita	138	51	124	Tillman
Okfuskee	134	52	124	Washita
Pushmataha	131	53	115	Kiowa
Tillman	121	54	112	Kingfisher
Kiowa	120	55	112	Nowata
Kingfisher	115	56	109	Haskell
Nowata	111	57	106	Noble
Noble	109	58	104	Pushmataha
Johnston	107	59	103	Coal
Latimer	105	60	95	Latimer
Woods	104	61	95	Murray
Haskell	103	62	85	Woods
Coal	94	63	72	Greer
Love	86	64	71	Johnston
Jefferson	83	65	70	Beaver
Cotton	82	66	69	Major
Dewey	82	67	68	Love
Major	81	68	66	Alfalfa
Greer	75	69	65	Cotton
Alfalfa	71	70	62	Dewey
Beaver	70	71	56	Harmon
Harmon	64	72	54	Jefferson
Grant	44	73	48	Roger Mills
Ellis	43	74	34	Ellis
Harper	42	75	31	Harper
Cimarron	38	76	30	Grant
Roger Mills	37	77	28	Cimarron
Total	41,723		38,164	

RANKING OF FELONY CASES
FILED AND TERMINATED

County	Cases Filed	Rank	Cases Term- inated	County
Oklahoma	4,487	1	3,431	Oklahoma
Tulsa	3,059	2	2,762	Tulsa
Comanche	860	3	799	Cleveland
Cleveland	806	4	711	Comanche
Pottawatomie	626	5	640	Pottawatomie
Muskogee	423	6	388	Seminole
Payne	326	7	293	Payne
Seminole	306	8	272	Muskogee
Garfield	301	9	229	Garfield
Creek	278	10	228	Texas
Okmulgee	278	11	225	LeFlore
Texas	268	12	192	Carter
Jackson	267	13	190	Mayes
Carter	266	14	186	Okmulgee
Pittsburg	260	15	176	Canadian
Canadian	227	16	175	Stephens
Stephens	225	17	170	Jackson
Choctaw	202	18	166	McCurain
McCurain	198	19	156	Pittsburg
Washington	195	20	150	Custer
Mayes	194	21	148	Pontotoc
Pontotoc	189	22	144	Choctaw
LeFlore	188	23	142	Bryan
Ottawa	185	24	138	Creek
Garvin	174	25	134	Washington
Rogers	165	26	131	Sequoyah
Kay	160	27	129	Lincoln
Cherokee	152	28	124	Kay
Sequoyah	142	29	123	Atoka
Bryan	141	30	115	Grady
Custer	141	31	113	Rogers
Grady	139	32	106	Caddo
Caddo	135	33	106	Garvin
McClain	132	34	96	McIntosh
Lincoln	120	35	93	Beckham
Osage	108	36	91	Cherokee
Craig	106	37	39	McClain
Latimer	101	38	88	Osage
McIntosh	97	39	86	Craig
Atoka	96	40	83	Marshall
Marshall	96	41	78	Latimer
Beckham	93	42	74	Tillman
Delaware	92	43	74	Washita
Adair	86	44	70	Logan
Logan	80	45	64	Wagoner
Jefferson	76	46	59	Ottawa
Woodward	74	47	53	Adair
Pawnee	73	48	52	Noble
Wagoner	73	49	51	Murray
Washita	73	50	50	Blaine
Murray	68	51	47	Dewey
Tillman	68	52	46	Woods
Kiowa	67	53	45	Kingfisher
Hughes	63	54	45	Okfuskee
Woods	59	55	43	Hughes
Blaine	57	56	43	Kiowa
Nowata	57	57	43	Roger Mills
Pushmataha	57	58	41	Delaware
Noble	56	59	39	Jefferson
Johnston	55	60	38	Coal
Haskell	50	61	38	Woodward
Dewey	49	62	37	Cimarron
Cimarron	46	63	36	Nowata
Coal	42	64	35	Haskell
Cotton	41	65	34	Johnston
Kingfisher	41	66	33	Pushmataha
Love	41	67	32	Beaver
Okfuskee	37	68	32	Harmon
Harmon	36	69	30	Cotton
Beaver	34	70	30	Pawnee
Alfalfa	28	71	27	Alfalfa
Greer	28	72	23	Grant
Grant	25	73	20	Greer
Major	25	74	18	Major
Roger Mills	25	75	13	Love
Harper	22	76	11	Ellis
Ellis	11	77	9	Harper
Total	18,727		15,600	

RANKING OF MISDEMEANORS
FILED AND TERMINATED

County	Cases Filed	Rank	Cases Term- inated	County
Tulsa	12,134	1	12,627	Tulsa
Oklahoma	11,418	2	9,896	Oklahoma
Comanche	5,558	3	4,292	Comanche
Pottawatomie	4,104	4	3,699	Cleveland
Creek	4,041	5	3,656	Pottawatomie
Cleveland	3,900	6	3,455	Creek
Canadian	3,733	7	3,422	Kay
Muskogee	3,552	8	3,321	Canadian
Murray	3,459	9	3,256	Payne
Kay	3,366	10	3,244	Sequoyah
Caddo	3,329	11	3,103	Caddo
Payne	3,239	12	3,059	Beckham
Garfield	3,043	13	3,018	Garfield
Grady	2,952	14	2,974	Murray
Custer	2,833	15	2,856	Muskogee
Sequoyah	2,746	16	2,794	Custer
Rogers	2,738	17	2,792	LeFlore
LeFlore	2,674	18	2,630	Grady
Garvin	2,631	19	2,507	Rogers
Bryan	2,572	20	2,492	Seminole
Carter	2,528	21	2,452	Bryan
McCurtain	2,487	22	2,374	McCurtain
Seminole	2,397	23	2,243	Lincoln
Beckham	2,369	24	2,228	Garvin
Lincoln	2,329	25	2,178	Carter
Pittsburg	2,275	26	2,090	Jackson
Mayes	2,136	27	2,068	Mayes
Jackson	2,134	28	1,948	Pittsburg
Pawnee	1,941	29	1,921	Stephens
Okmulgee	1,908	30	1,787	Texas
Stephens	1,895	31	1,755	McClain
Texas	1,895	32	1,732	McIntosh
Wagoner	1,855	33	1,714	Wagoner
Osage	1,848	34	1,650	Craig
McClain	1,783	35	1,619	Washita
Ottawa	1,757	36	1,589	Osage
McIntosh	1,737	37	1,577	Pawnee
Washita	1,672	38	1,560	Okmulgee
Pontotoc	1,609	39	1,532	Pontotoc
Logan	1,585	40	1,505	Logan
Cherokee	1,583	41	1,480	Cherokee
Craig	1,514	42	1,454	Ottawa
Delaware	1,268	43	1,231	Noble
Choctaw	1,255	44	1,162	Okfuskee
Noble	1,251	45	1,152	Kiowa
Kiowa	1,182	46	1,108	Kingfisher
Kingfisher	1,129	47	1,092	Choctaw
Okfuskee	1,118	48	1,015	Washington
Washington	1,047	49	1,011	Delaware
Jefferson	1,031	50	935	Jefferson
Woodward	1,030	51	894	Adair
Adair	1,022	52	878	Major
Major	912	53	873	Woodward
Love	898	54	871	Marshall
Marshall	885	55	840	Beaver
Beaver	884	56	808	Blaine
Cotton	828	57	744	Love
Hughes	789	58	737	Hughes
Atoka	783	59	711	Harmon
Pushmataha	744	60	678	Cimarron
Harmon	729	61	674	Atoka
Johnston	724	62	627	Johnston
Blaine	709	63	622	Pushmataha
Cimarron	683	64	621	Haskell
Harper	671	65	607	Harper
Haskell	638	66	567	Cotton
Woods	595	67	530	Ellis
Alfalfa	555	68	515	Alfalfa
Ellis	522	69	497	Woods
Latimer	494	70	485	Latimer
Tillman	487	71	473	Tillman
Dewey	457	72	440	Dewey
Grant	399	73	331	Grant
Coal	341	74	325	Coal
Nowata	318	75	302	Nowata
Greer	289	76	277	Greer
Roger Mills	134	77	147	Roger Mills
Total	154,070		144,350	

RANKING OF PROBATE CASES
FILED AND TERMINATED

County	Cases Filed	Rank	Cases Term- inated	County
Oklahoma	3,064	1	2,514	Oklahoma
Tulsa	2,165	2	1,672	Tulsa
Garfield	481	3	473	Garfield
Comanche	420	4	437	Kay
Seminole	407	5	413	Seminole
Pottawatomie	399	6	395	Pottawatomie
Kay	398	7	372	Comanche
Cleveland	375	8	332	Cleveland
Muskogee	362	9	327	Muskogee
Carter	322	10	315	Caddo
Stephens	315	11	283	Garvin
Grady	303	12	277	Carter
Creek	302	13	274	Okmulgee
Okmulgee	302	14	249	Washington
Pittsburg	258	15	243	Stephens
Osage	248	16	236	Creek
Washington	242	17	236	LeFlore
LeFlore	241	18	232	Lincoln
Payne	234	19	215	Mayes
Garvin	228	20	205	Payne
Mayes	228	21	199	Beckham
Canadian	224	22	199	Bryan
Caddo	221	23	186	Custer
Lincoln	218	24	175	Rogers
Beckham	207	25	174	Jackson
Bryan	207	26	173	Logan
Custer	204	27	169	Canadian
Pontotoc	199	28	167	Grady
Logan	196	29	167	Pittsburg
Ottawa	189	30	162	Pontotoc
Hughes	177	31	159	Texas
Rogers	176	32	158	Hughes
Cherokee	170	33	145	Woods
Jackson	169	34	141	Kingfisher
Woodward	167	35	132	Craig
McCurtain	155	36	131	Kiowa
Texas	152	37	131	Sequoyah
Wagoner	152	38	130	Wagoner
Kingfisher	142	39	127	McIntosh
Washita	139	40	123	Cherokee
Woods	137	41	122	Washita
Craig	136	42	118	Alfalfa
McIntosh	134	43	114	Osage
Tillman	130	44	113	Adair
Delaware	129	45	112	Blaine
Kiowa	129	46	112	Noble
Adair	126	47	110	Tillman
Sequoyah	126	48	109	Roger Mills
Alfalfa	121	49	97	Beaver
Blaine	121	50	93	Ottawa
Pawnee	111	51	92	Nowata
Choctaw	107	52	89	Woodward
Grant	106	53	85	Atoka
Noble	103	54	85	Greer
Murray	99	55	84	Grant
Dewey	97	56	83	Major
Beaver	96	57	83	Okfuskee
McClain	94	58	80	Dewey
Major	93	59	79	McClain
Marshall	86	60	78	McCurtain
Nowata	86	61	74	Latimer
Okfuskee	85	62	73	Murray
Greer	79	63	71	Delaware
Pushmataha	78	64	64	Marshall
Latimer	76	65	62	Ellis
Ellis	74	66	62	Harper
Cotton	70	67	60	Pawnee
Jefferson	67	68	57	Cimarron
Johnston	64	69	55	Harmon
Harper	63	70	48	Johnston
Haskell	62	71	37	Pushmataha
Atoka	58	72	35	Love
Cimarron	53	73	28	Coal
Love	51	74	26	Jefferson
Harmon	49	75	25	Cotton
Roger Mills	38	76	25	Haskell
Coal	36	77	13	Choctaw
Total	18,123		15,600	

RANKING OF SMALL CLAIMS
FILED AND TERMINATED

County	Cases Filed	Rank	Cases Terminated	County
Tulsa	15,452	1	14,880	Tulsa
Oklahoma	11,755	2	6,004	Oklahoma
Payne	1,699	3	1,830	Payne
Muskogee	1,546	4	1,643	Muskogee
Cleveland	1,491	5	1,435	Cleveland
Comanche	1,484	6	1,352	Comanche
Kay	1,200	7	1,286	Kay
Okmulgee	1,145	8	1,113	LeFlore
Carter	1,119	9	956	Carter
LeFlore	1,072	10	902	Okmulgee
Ottawa	838	11	765	Pittsburg
Pittsburg	818	12	639	Stephens
Pottawatomie	778	13	625	Pottawatomie
Garfield	771	14	612	Pontotoc
Creek	668	15	606	Garfield
Stephens	662	16	588	Cherokee
Pontotoc	647	17	579	Texas
Mayes	593	18	566	Ottawa
Canadian	559	19	542	Seminole
Cherokee	555	20	486	Custer
Seminole	553	21	443	Washington
Texas	541	22	418	Canadian
Grady	520	23	415	Mayes
Washington	518	24	403	Sequoyah
Custer	463	25	371	Grady
Garvin	443	26	363	Caddo
Caddo	440	27	362	Lincoln
Sequoyah	438	28	361	Rogers
Lincoln	410	29	346	McCurtain
Logan	375	30	343	Choctaw
Delaware	369	31	340	Wagoner
Rogers	361	32	338	Adair
McCurtain	359	33	323	Creek
Nowata	358	34	314	Logan
Blaine	354	35	313	Garvin
Adair	352	36	313	Nowata
Choctaw	352	37	300	Craig
Wagoner	346	38	279	Bryan
Craig	317	39	276	Blaine
Johnston	270	40	268	Delaware
Hughes	262	41	245	Haskell
Haskell	241	42	237	Hughes
Bryan	235	43	223	Johnston
Osage	226	44	204	Okfuskee
Jackson	225	45	197	McIntosh
Noble	208	46	189	Major
Pawnee	202	47	189	Noble
Okfuskee	201	48	181	Kingfisher
Kingfisher	191	49	174	Jackson
Beckham	188	50	170	Osage
McIntosh	187	51	169	Beckham
Major	180	52	167	Pawnee
Jefferson	175	53	134	Woods
Woodward	158	54	131	Murray
Murray	155	55	124	Jefferson
Latimer	139	56	117	Latimer
Marshall	119	57	116	Coal
Atoka	115	58	116	Woodward
McClain	112	59	108	McClain
Kiowa	108	60	108	Marshall
Cimarron	106	61	107	Tillman
Cotton	104	62	106	Atoka
Tillman	104	63	92	Cotton
Coal	97	64	85	Kiowa
Woods	94	65	78	Cimarron
Washita	80	66	77	Washita
Beaver	76	67	73	Alfalfa
Alfalfa	73	68	62	Beaver
Pushmataha	68	69	54	Dewey
Dewey	64	70	53	Greer
Greer	56	71	44	Pushmataha
Harper	55	72	39	Harper
Love	48	73	36	Ellis
Fillis	43	74	32	Harmon
Grant	34	75	32	Love
Harmon	32	76	31	Grant
Roger Mills	29	77	28	Roger Mills
Total	57,893		48,626	

END