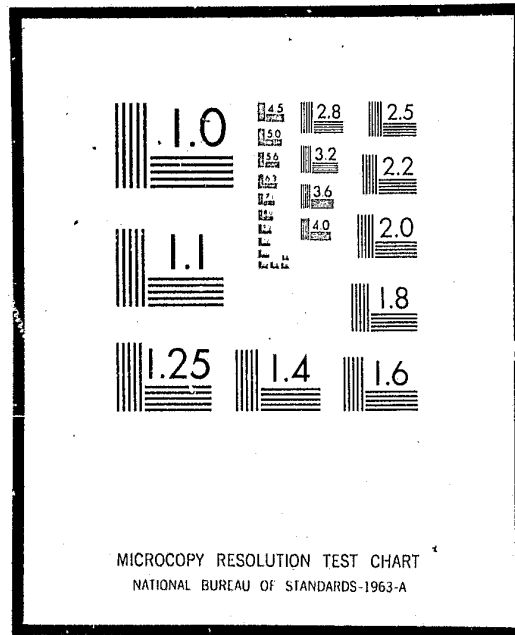


NCJRS

This microfiche was produced from documents received for inclusion in the NCJRS data base. Since NCJRS cannot exercise control over the physical condition of the documents submitted, the individual frame quality will vary. The resolution chart on this frame may be used to evaluate the document quality.



Microfilming procedures used to create this fiche comply with the standards set forth in 41CFR 101-11.504

Points of view or opinions stated in this document are those of the author(s) and do not represent the official position or policies of the U.S. Department of Justice.

U.S. DEPARTMENT OF JUSTICE
LAW ENFORCEMENT ASSISTANCE ADMINISTRATION
NATIONAL CRIMINAL JUSTICE REFERENCE SERVICE
WASHINGTON, D.C. 20531

Date filmed 5/20/76

Annual Report of the

New Jersey -
ADMINISTRATIVE DIRECTOR
OF THE COURTS



1973 - 1974

ADMINISTRATIVE OFFICE OF THE COURTS
State House Annex...Trenton, New Jersey 08625

ADMINISTRATIVE OFFICE OF THE COURTS
STATE OF NEW JERSEY

ARTHUR J. SIMPSON, JR.
JUDGE SUPERIOR COURT
APPELLATE DIVISION
ACTING ADMINISTRATIVE DIRECTOR OF THE COURTS



STATE HOUSE ANNEX
TRENTON
NEW JERSEY
08625
609-292-4636

TO THE HONORABLE, THE CHIEF JUSTICE AND THE ASSOCIATE
JUSTICES OF THE SUPREME COURT OF NEW JERSEY:

Submitted herewith is the final statistical report
of the Administrative Office of the Courts for the court
year from September 1, 1973 through August 31, 1974.

Justice Pierre P. Garven became Chief Justice on
September 1, 1973. His unfortunate death in October, 1973
left a vacancy which was filled in December, 1973 with the
appointment of Chief Justice Richard J. Hughes.

The assistance and cooperation of all justices, judges,
trial court administrators, and other judicial personnel
in providing the data reflected in this report is acknowledged
and greatly appreciated.

Respectfully submitted,

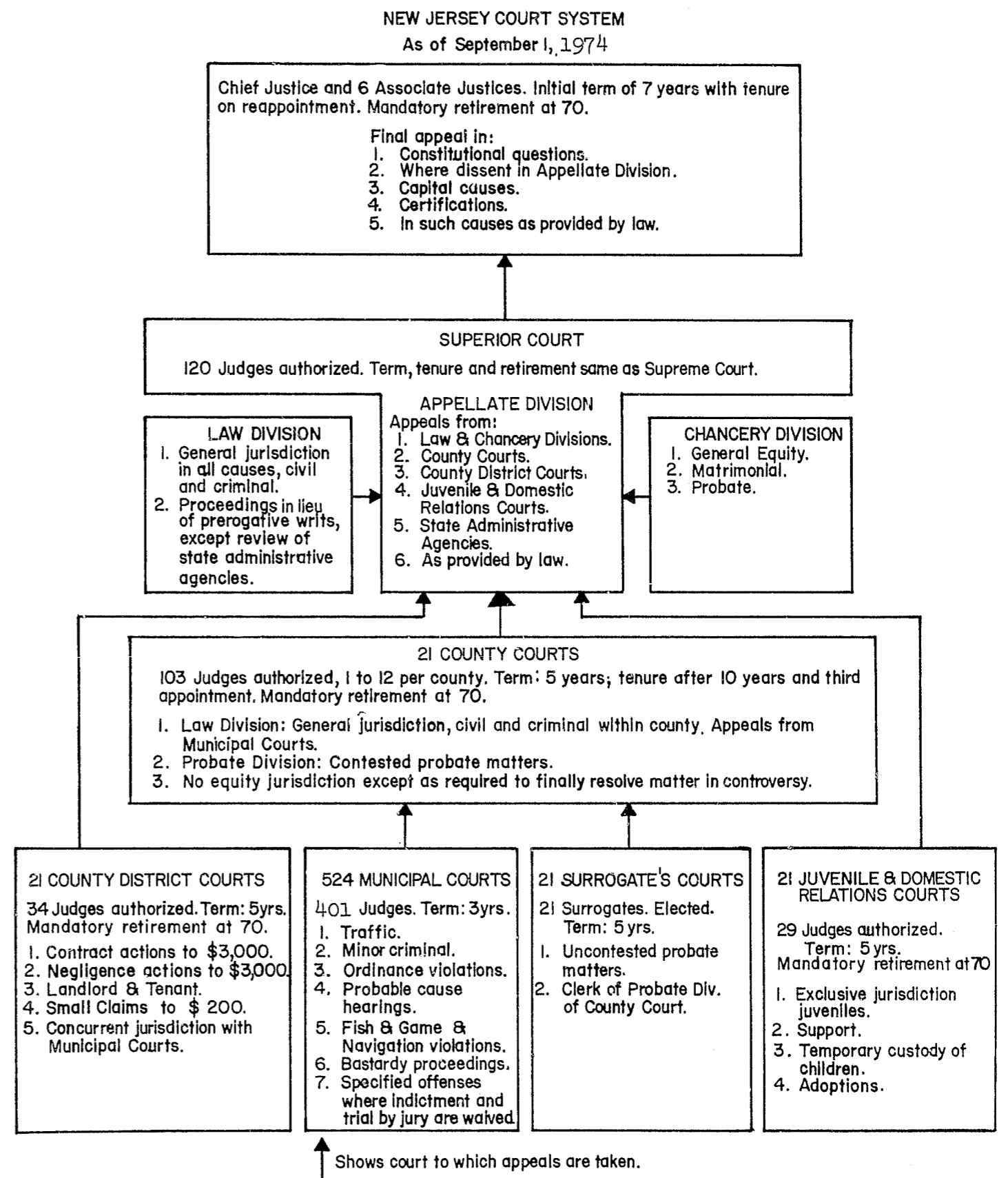
Arthur J. Simpson, Jr.
Judge, Superior Court, Appellate Division
Acting Administrative Director of the Courts
State of New Jersey

Dated: February 15, 1975

TABLE OF CONTENTS

	Page
New Jersey Court System (chart)	vii
Number of Judges in Office and Vacancies, September 1, 1974	viii
Number of Judges and Vacancies as of September 1 of each year	ix
Comparative Summary, Status of the Calendars, 1973-74 compared with 1972-73	x
Cases Added and Manner of Disposition, 1973-74 compared with 1972-73	xi
Weighted Caseload Data	xii
Comparative Summary of Activities, 1948-49 to 1973-74	xiv
Cases Added, Disposed of and Pending, 1948-49 to 1973-74, and Projections, 1974-75 to 1979-80 (chart)	xvi
Summary of Hours on Bench and in Settlement Conference	xvii
Cases Added and Disposed of, by County and by Assignment Judge Vicinages, 1968-69 to 1973-74	xviii
Charts, Judgeships and Cases, 1973-74 compared with 1968-69 and 1972-73	xxii
<u>STATISTICAL DATA ON THE WORK OF THE COURTS</u>	
Commentary	3
Supreme Court	
Justices	7
Statistical Tables and Charts	8
Superior Court, Appellate Division	
Judges	15
Statistical Tables and Charts	17
Superior Court, Chancery Division	
General Equity	
Judges	26
Statistical Tables and Charts	28
Matrimonial	
Judges	34
Statistical Tables and Charts	37
Superior and County Courts, Law Division	
Judges	45
Civil Matters, Statistical Tables and Charts	59

	Page
Superior and County Courts, Law Division (continued)	
Criminal Matters (Indictments and Accusations)	85
Statistical Tables and Charts	130
Retractions--Time Interval Studies	159
Petitions for Post-Conviction Relief	160
Appeals from the Municipal Courts	161
Probate Division and Surrogate's Court	161
Juvenile and Domestic Relations Courts	163
Judges	168
Statistical Tables and Charts	168
County District Courts	177
Judges	183
Statistical Tables and Charts	183
Municipal Courts	211
Narrative	213
Statistical Tables and Charts	213
 <u>STATISTICAL DATA ON THE COST OF OPERATING THE COURTS</u>	
Narrative	223
Statistical Tables and Charts	224
 <u>STATISTICAL DATA ON PROBATION SERVICES</u>	
Narrative	237
Statistical Tables and Charts	251
 <u>SUPREME COURT COMMITTEES AND SUPPLEMENTARY TABLES</u>	
Supreme Court Committees	267
Results of Examination for Admission to the Bar	272
Report of the Committee on Opinions	275
 <u>REPORT OF THE CENTRAL APPELLATE RESEARCH STAFF PROJECT JULY 1, 1973 TO JUNE 30, 1974</u>	
Narrative	279
Statistical Tables	281
 <u>REPORT OF PRETRIAL INTERVENTION PROGRAMS JANUARY 1, 1974 TO OCTOBER 31, 1974</u>	
	294
 <u>REPORT OF OPERATION OF N.J.S.A. TITLE 59, CLAIMS AGAINST PUBLIC ENTITIES JUNE 1, 1972 TO AUGUST 31, 1974</u>	
	295



NUMBER OF JUDGES IN OFFICE AND VACANCIES
(Not including Municipal Courts)

As of September 1, 1974

SUPREME COURT: Chief Justice and 6 Associate Justices

SUPERIOR COURT: 115 in Office; 5 Vacancies

COUNTY, JUVENILE AND DOMESTIC RELATIONS AND COUNTY DISTRICT COURTS

County	1970 Population and Classification	NUMBER OF JUDGES		Juv. and Dom. Rel. Ct. In Office	District Court In Office	District Court Vacancy
		County Court In Office	County Court Vacancy			
Atlantic	175,043 5th class	2	2	-	1	-
Bergen	898,012 1st class	10	-	3	6	-
Burlington	323,132 2nd class	3	1	1	-	-
Camden	456,291 2nd class	6	-	1	2	-
Cape May	59,554 6th class	2	-	-	-	-
Cumberland	121,374 3rd class	4	-	-	-	-
Essex	929,986 1st class	11	1	5	5	1
Gloucester	172,681 3rd class	4	-	-	-	-
Hudson	609,266 1st class	4	2	4	3	1
Hunterdon	69,718 3rd class	2	-	-	-	-
Mercer	303,568 2nd class	6	-	-	-	1
Middlesex	583,813 2nd class	6	-	1	4	-
Monmouth	459,379 5th class	4	-	2	2	-
Morris	383,454 2nd class	5	1	1	-	-
Ocean	208,470 5th class	5	1	-	-	-
Passaic	460,782 2nd class	6	-	1	4	-
Salem	60,346 3rd class	1	-	-	-	-
Somerset	198,372 3rd class	3	1	-	-	-
Sussex	77,528 3rd class	2	-	-	-	-
Union	543,116 2nd class	6	-	4	4	-
Warren	73,879 3rd class	2	-	-	-	-
TOTAL	7,168,164	94	9	23	31	3
TOTAL 1 YEAR AGO		94	9	26	30	4

NUMBER OF JUDGES AND VACANCIES
as of September 1

COURT	9/15/48	1949	1950	1951	1952	1953	1954	1955	1956	1957	1958	1959	1960	1961	1962	1963	1964	1965	1966	1967	1968	1969	1970	1971	1972	1973	1974
SUPREME Justices Vacancies	7	7	7	7	7	7	7	7	7	7	7	7	7	7	7	7	7	7	7	7	7	7	7	7	7	7	7
SUPERIOR Judges	27	28	27	27	27	32	36	36	36	38	38	37	36	44	42	43	46	50	54	72	76	76	76	87	110	115	
SUPERIOR Vacancies	11	10	11	11	11	6	2	2	2	0	0	1	2	0	2	1	6	2	24	6	2	2	2	9	10	5	
SUPERIOR Advisory Masters	5	5	5	4	4	0	0	0	0	0	0	0	0	0	0	0	0	0	0	0	0	0	0	0	0	0	0
SUPERIOR TOTAL	43	43	43	42	42	38	38	38	38	38	38	38	38	44	44	44	52	52	78	78	78	78	78	96	120	120	
COUNTY Full Time Judges	21	24	24	24	23	24	26	34	38	38	39	46	47	57	61	62	63	61	73	81	85	83	85	88	93	94	94
COUNTY Vacancies	2	2	2	2	3	2	4	2	0	0	3	10	11	11	8	7	8	10	6	4	3	5	3	2	8	9	9
COUNTY Part Time Judges	14	10	11	11	11	11	9	7	7	7	7	3	2	1	0	0	0	0	0	0	0	0	0	0	0	0	0
COUNTY Vacancies	0	1	0	0	0	0	0	0	0	0	0	0	0	0	0	0	0	0	0	0	0	0	0	0	0	0	0
COUNTY TOTAL	37	37	37	37	37	37	39	43	45	45	49	49	59	69	69	69	71	71	79	85	88	88	88	90	101	103	103
DISTRICT Full Time Judges	4	4	4	4	4	4	4	13	13	13	11	16	14	20	22	22	21	24	29	30	29	33	31	34	33	30	31
DISTRICT Vacancies	1	0	0	0	0	0	1	0	0	0	2	1	1	4	3	3	4	1	4	3	5	1	0	0	0	0	0
DISTRICT Part Time Judges	31	32	32	32	33	32	29	17	15	15	13	9	9	7	6	6	4	2	2	2	1	1	1	1	0	0	0
DISTRICT Vacancies	0	0	0	0	0	1	0	0	0	0	2	0	0	0	0	0	1	0	0	0	0	0	0	0	0	0	0
DISTRICT TOTAL	36	36	36	36	37	37	34	30	28	28	28	25	24	31	31	30	30	30	35	35	35	35	35	35	34	34	34
JUVENILE & DOM. REL. Full Time Judges	1	1	1	1	1	1	2	2	2	3	4	4	4	5	5	8	11	13	13	21	23	24	27	27	28	26	23
JUVENILE & DOM. REL. Vacancies	0	0	0	0	0	0	0	0	0	1	0	0	0	0	0	0	2	1	6	2	3	3	0	0	0	0	0
JUVENILE & DOM. REL. Part Time Judges	3	3	3	3	4	4	4	4	4	3	4	5	5	6	6	6	7	7	7	2	2	0	0	0	0	0	0
JUVENILE & DOM. REL. Vacancies	0	0	0	0	0	0	0	0	0	0	1	0	0	3	3	2	0	0	0	0	0	0	0	0	0	0	0
JUVENILE & DOM. REL. TOTAL	4	4	4	4	5	5	6	6	6	7	9	9	9	14	14	16	20	20	26	26	27	27	27	27	30	29	29
STATE TOTALS Full Time Judges	60	64	63	63	62	68	75	92	96	99	99	113	108	133	137	142	148	155	176	211	220	223	224	232	248	267	270
STATE TOTALS Vacancies	14	12	13	14	14	8	7	4	2	1	5	1	13	15	13	11	20	13	35	16	11	11	10	4	20	26	23
STATE TOTALS Advisory Masters	5	5	4	4	4	0	0	0	0	0	0	0	0	0	0	0	0	0	0	4	3	1	1	1	0	0	0
STATE TOTALS Part Time Judges	48	45	46	46	48	47	42	28	26	25	24	17	16	14	12	9	11	9	8	4	0	0	0	0	0	0	0
STATE TOTALS Vacancies	1	1	0	0	0	1	0	0	0	0	3	0	0	3	3	4	1	3	0	0	0	0	0	0	0	0	0
STATE TOTALS TOTAL	127	127	127	126	128	124	124	124	124	125	131	128	137	165	165	166	180	180	219	231	234	235	235	237	268	293	293

COMPARATIVE SUMMARY

STATUS OF THE CALENDARS

September 1, 1973 to August 31, 1974

	Sept. 1, 1973 to Aug. 31, 1974	Sept. 1, 1972 to Aug. 31, 1973	Difference 1973-74 vs. 1972-73	Percent Increase or Decrease
TRIAL COURTS				
SUPERIOR COURT, LAW AND CHANCERY: COUNTY COURTS:				
Combined Civil Cases on Calendars				
Added	32,168	31,750	+ 418	+ 1.3%
Disposed of	35,263	36,896	- 1,533	- 4.2%
Pending at end of year	36,461	39,656	- 3,195	- 8.1%
Criminal (Indictments and Accusations)				
Filed	24,170	25,134	- 964	- 3.8%
Disposed of	24,434	25,427	- 993	- 3.9%
Pending at end of year (not including those awaiting sentence only)	21,641	21,905	- 264	- 1.2%
Post-Conviction Relief Petitions				
Filed	488	458	+ 30	+ 6.6%
Disposed of	469	417	+ 52	+ 12.5%
Pending at end of year	161	142	+ 19	+ 13.4%
Chancery Division, General Equity Cases on Calendars				
Added	3,596	3,301	+ 295	+ 8.9%
Disposed of	3,469	3,180	+ 289	+ 9.1%
Pending at end of year	2,345	2,218	+ 127	+ 5.7%
Chancery Division, Matrimonial Cases on Calendars				
Added	20,790	22,933	- 2,143	- 9.3%
Disposed of	20,808	22,387	- 1,579	- 7.1%
Pending at end of year	4,975	4,993	- 18	- 0.4%
Contested Probate Matters, County Court				
Added	347	382	- 35	- 9.2%
Disposed of	339	336	+ 3	+ 0.9%
Pending at end of year	153	145	+ 8	+ 5.5%
Criminal Appeals to County Court				
Added	3,375	3,238	+ 137	+ 4.2%
Disposed of	3,331	3,117	+ 214	+ 6.9%
Pending at end of year	769	725	+ 44	+ 6.1%
JUVENILE & DOMESTIC RELATIONS COURTS:				
Juvenile Delinquent				
Filed	68,547	63,852	+ 4,695	+ 7.4%
Disposed of	69,451	63,175	+ 6,276	+ 9.9%
Pending at end of year	9,999	10,903	- 904	- 8.3%
Juvenile - In Need of Supervision 3/				
Filed	3,788	N.A.	+ 3,788	--
Disposed of	3,122	N.A.	+ 3,122	--
Pending at end of year	666	N.A.	+ 666	--
Domestic Relations and Reciprocal Support Complaints				
Filed	49,358	41,407	+ 7,951	+ 19.2%
Disposed of	49,619	42,723	+ 6,896	+ 16.1%
Pending at end of year	3,602	3,863	- 261	- 6.8%
COUNTY DISTRICT COURTS, CIVIL COMPLAINTS				
Filed	260,664	251,743	+ 8,921	+ 3.5%
Disposed of	262,832	253,277	+ 9,555	+ 3.8%
Pending at end of year	42,216	44,384	- 2,168	- 4.9%
TOTAL TRIAL COURTS				
Filed	467,291	444,198	+23,093	+ 5.2%
Disposed of	473,237	450,935	+22,302	+ 4.9%
Pending at end of year	122,988	128,934	- 5,946	- 4.6%
SUPREME COURT:				
Appeals filed and certified	183	173	+ 10	+ 5.8%
Appeals disposed of	179	170	+ 9	+ 5.3%
Appeals pending at end of year	111	107	+ 4	+ 3.7%
SUPERIOR COURT, APPELLATE DIVISION:				
Appeals filed (NOT including appeals certified by Supreme Court before calendaring. 2/)	3,779	3,833	- 54	- 1.4%
Appeals disposed of	3,568	3,411	+ 157	+ 4.6%
Appeals pending at end of year	3,725	3,514	+ 211	+ 6.0%
TOTAL CASES: (OTHER THAN MUNICIPAL COURTS)				
Filed	471,253	448,204	+23,049	+ 5.1%
Disposed of	476,984	454,516	+22,468	+ 4.9%
Pending at end of year	126,824	132,555	- 5,731	- 4.3%
MUNICIPAL COURTS:				
Disposed of by Municipal Court Hearings:				
Moving traffic cases	323,441	309,905	+13,536	+ 4.4%
Parking cases	154,604	158,975	- 4,371	- 2.7%
Non-traffic cases	177,915	162,582	+15,333	+ 9.4%
Disposed of in Violations Bureau:				
Moving traffic cases	598,247	599,740	- 1,493	- 0.2%
Parking cases	1,705,097	1,684,833	+20,264	+ 1.2%
Non-traffic cases	15,476	13,700	+ 1,776	+ 13.0%
TOTAL MUNICIPAL COURT COMPLAINTS DISPOSED OF	2,974,780	2,929,735	+45,045	+ 1.5%

1/ Data on "Cases Pending" as of August 31, 1973 differs from the data published in the Annual Report for 1972-73 because of changes due to physical inventories and recounts in the counties during 1974.

2/ There were 50 appeals certified during 1972-73 and 22 during 1973-74.

3/ Statute effective March 1, 1974.

COMPARISON OF CASES ADDED

AND MANNER OF DISPOSITION

Court Year 1973-74 Compared with 1972-73

	September 1, 1973 to August 31, 1974		September 1, 1972 to August 31, 1973	
	No.	%	No.	%
Law Division -- Civil:				
Added	32,168	--	31,750	--
Disposed of (Total)	35,363	--	36,896	--
Jury Trials	3,982	11.2%	4,802	13.0%
Non-Jury Trials	1,268	3.6%	1,370	3.7%
Settled, Dismissed or Discontinued:				
Before Trial Date	12,477	35.3%	13,478	36.5%
On Trial Date	16,585	46.9%	16,263	44.1%
Other (Transferred, etc.)	1,051	3.0%	983	2.7%
Law Division -- Criminal:				
Added	24,170	--	25,134	--
Disposed of (Total)	24,434	--	25,427	--
Jury Trials	3,068	12.5%	3,519	13.9%
Non-Jury Trials	637	2.6%	645	2.5%
Plea	13,651	55.9%	13,326	52.4%
Dismissal	7,078	29.0%	7,939	31.2%
Chancery Division -- General Equity:				
Added	3,596	--	3,301	--
Disposed of (Total)	3,469	--	3,180	--
Jury Trials	2	0.1%	9	0.3%
Non-Jury Trials	864	24.9%	881	27.7%
Settled, Dismissed or Discontinued				
Before Trial Date	2,254	65.0%	1,773	55.7%
Other (Transferred, etc.)	349	10.0%	517	16.3%
Chancery Division -- Matrimonial:				
Added	20,790	--	22,933	--
Disposed of (Total)	20,808	--	22,387	--
In Court -- Contested	7,916	38.0%	8,129	36.3%
Uncontested	12,501	60.1%	13,892	62.1%
Settled Out of Court	29	0.1%	28	0.1%
Dismissed or Discontinued Out of Court	362	1.8%	338	1.5%
Juvenile & Domestic Relations:				
Juvenile Delinquent				
Added	68,547	--	63,852	--
Disposed of (Total)	69,451	--	63,175	--
Downgraded to JINS Complaints	363	0.5%	N.A.	N.A.
Marked Inactive	3,777	5.4%	3,264	5.2%
Suspended Dispositions (Narcotics) NJSA 24:21-27(a)(1)	172	0.3%	N.A.	N.A.
Referred Elsewhere	12,983	18.7%	9,190	14.5%
Represented by Counsel	19,706	28.4%	18,930	30.0%
Not Represented by Counsel	32,450	46.7%	31,791	50.3%
* Juvenile in Need of Supervision				
Added	3,788	--	N.A.	N.A.
Disposed of (Total)	3,122	--	N.A.	N.A.
Represented by Counsel	527	16.9%	N.A.	N.A.
Not Represented by Counsel	1,771	56.7%	N.A.	N.A.
Marked Inactive	167	5.4%	N.A.	N.A.
Referred Elsewhere	657	21.0%	N.A.	N.A.
Domestic Relations & Recip. Support				
Added	49,358	--	41,407	--
Disposed of (Total)	49,619	--	42,723	--
By Hearing	41,567	83.8%	39,898	93.4%
Referred Elsewhere	1,423	2.9%	1,146	2.7%
Marked Inactive	6,629	13.3%	1,679	3.9%
District Courts:				
Added	260,664	--	251,743	--
Disposed of (Total)	262,832	--	253,277	--
Jury Trial	2,320	0.9%	1,068	0.4%
Non-Jury Trial	52,005	19.8%	62,528	24.7%
Judgments by Default	116,766	44.4%	111,304	44.0%
Settled, Dismissed or Discontinued:				
By Dismissal of Inactive Cases	24,441	9.3%	17,334	6.8%
Before Trial Date	26,294	10.0%	27,576	10.9%
On Trial Date	38,403	14.6%	29,997	11.8%
Other (Marked Inactive, Transferred, etc.)	2,603	1.0%	3,470	1.4%

* Statute effective March 1, 1974.

WEIGHTED CASELOAD DATA

September 1, 1973 to August 31, 1974

RANK	POPULATION (1970 U.S. CENSUS)	CASES ADDED (NON-WEIGHTED)						WEIGHTED** Cases Added (Total)	CASES DISPOSED OF (NON-WEIGHTED)						WEIGHTED** Dispositions (Total)
		COMBINED CIVIL*	CRIMINAL	DISTRICT COURT	JUVENILE AND DOMESTIC RELATIONS	GENERAL EQUITY	MATRIMONIAL		COMBINED CIVIL*	CRIMINAL	DISTRICT COURT	JUVENILE AND DOMESTIC RELATIONS	GENERAL EQUITY	MATRIMONIAL	
1	ESSEX 829,984	ESSEX 4,925	ESSEX 1,433	ESSEX 17,653	ESSEX 13,369	ESSEX 531	BERGEN 2,317	ESSEX 93,456	ESSEX 5,033	ESSEX 1,706	ESSEX 51,017	ESSEX 12,569	ESSEX 595	ESSEX 7,433	ESSEX 43,156
2	BERGEN 898,012	BERGEN 4,204	CAMDEN 1,875	HUDSON 27,715	HUDSON 13,353	HUDSON 396	ESSEX 2,315	BERGEN 93,456	BERGEN 2,033	BERGEN 19,127	HUDSON 19,215	BERGEN 457	BERGEN 2,374	BERGEN 26,113	
3	HUDSON 609,266	MIDDLESEX 1,410	BERGEN 1,736	BERGEN 25,206	CAMDEN 9,896	MONMOUTH 315	MIDDLESEX 1,713	HUDSON 10,331	MIDDLESEX 1,229	MIDDLESEX 1,822	HUDSON 20,911	CAMDEN 9,633	PASSAIC 314	MIDDLESEX 1,668	MIDDLESEX 20,594
4	MIDDLESEX 583,813	HUDSON 2,894	PASSAIC 1,689	PASSAIC 22,143	MIDDLESEX 1,293	CAMDEN 242	MONMOUTH 1,679	MIDDLESEX 10,326	HUDSON 1,567	UNION 1,721	PASSAIC 22,576	MIDDLESEX 8,431	MONMOUTH 297	MONMOUTH 1,653	HUDSON 19,392
5	UNION 343,116	MONMOUTH 2,510	HUDSON 1,572	MIDDLESEX 17,845	BERGEN 8,316	UNION 232	UNION 1,672	CAMDEN 16,447	UNION 1,493	BERGEN 1,721	MONMOUTH 11,607	BERGEN 8,374	OCEAN 293	UNION 1,454	UNION 18,659
6	PASSAIC 460,762	UNION 2,453	MONMOUTH 1,693	MONMOUTH 16,810	MONMOUTH 7,542	PASSAIC 233	CAMDEN 1,552	MONMOUTH 16,347	MONMOUTH 2,716	MIDDLESEX 1,657	MIDDLESEX 16,772	MIDDLESEX 7,433	HUDSON 199	CAMDEN 1,414	MONMOUTH 17,063
7	MONMOUTH 459,379	PASSAIC 2,218	BURLINGTON 1,445	MONMOUTH 16,143	UNION 7,173	MIDDLESEX 220	HUDSON 1,263	PASSAIC 15,930	PASSAIC 2,596	PASSAIC 1,638	UNION 16,265	UNION 7,264	UNION 197	HUDSON 1,326	PASSAIC 16,645
8	CAMDEN 456,291	CAMDEN 1,954	UNION 1,674	CAMDEN 13,520	PASSAIC 6,342	MORRIS 211	UNION 1,291	UNION 15,347	CAMDEN 1,937	MONMOUTH 1,567	CAMDEN 17,166	PASSAIC 6,118	MIDDLESEX 194	PASSAIC 1,247	CAMDEN 16,417
9	MORRIS 383,454	MORRIS 1,369	MIDDLESEX 1,337	MORRIS 13,840	MORRIS 5,212	UNION 198	MORRIS 1,172	MORRIS 10,462	MORRIS 1,122	MORRIS 1,423	MORRIS 19,451	MORRIS 6,034	MORRIS 171	MORRIS 1,078	MORRIS 11,664
10	BURLINGTON 323,132	OCEAN 1,291	MORRIS 1,244	MORRIS 9,308	BURLINGTON 3,938	HUDSON 108	MORRIS 1,033	BURLINGTON 9,476	OCEAN 1,133	BURLINGTON 1,155	MORRIS 3,957	BURLINGTON 4,313	CAMDEN 165	MORRIS 1,024	BURLINGTON 8,368
11	MORRIS 323,988	MORRIS 1,377	ATLANTIC 1,168	OCEAN 7,965	OCEAN 3,636	BURLINGTON 136	MORRIS 8,436	MORRIS 8,436	SOMERSET 836	ATLANTIC 1,118	OCEAN 7,596	ATLANTIC 3,432	ATLANTIC 114	BURLINGTON 729	MORRIS 8,372
12	OCEAN 228,470	BURLINGTON 793	MONMOUTH 319	BURLINGTON 7,342	ATLANTIC 3,598	ATLANTIC 135	OCEAN 868	OCEAN 8,281	MORRIS 798	MORRIS 795	BURLINGTON 6,618	OCEAN 3,366	MORRIS 100	OCEAN 866	OCEAN 7,433
13	SOMERSET 198,372	SOMERSET 686	CUMBERLAND 776	ATLANTIC 5,519	CUMBERLAND 3,215	MORRIS 173	ATLANTIC 609	ATLANTIC 7,611	BURLINGTON 775	CUMBERLAND 676	ATLANTIC 5,567	CUMBERLAND 3,257	BURLINGTON 92	SOMERSET 736	ATLANTIC 7,236
14	ATLANTIC 175,843	ATLANTIC 553	MORRIS 696	SOMERSET 4,977	GLouceSTER 3,739	SOMERSET 97	SOMERSET 575	GLouceSTER 5,752	ATLANTIC 560	OCEAN 576	SOMERSET 4,858	GLouceSTER 2,734	SOMERSET 81	ATLANTIC 592	SOMERSET 4,995
15	GLouceSTER 172,681	GLouceSTER 546	CAPE MAY 584	CUMBERLAND 4,249	CAPE MAY 7,356	GLouceSTER 77	CUMBERLAND 498	CUMBERLAND 5,303	GLouceSTER 445	GLouceSTER 441	GLouceSTER 4,225	MORRIS 1,838	SUSSEX 50	CUMBERLAND 445	CUMBERLAND 4,692
16	CUMBERLAND 121,374	CUMBERLAND 439	OCEAN 688	GLouceSTER 3,973	MORRIS 1,854	CAPE MAY 71	GLouceSTER 453	SOMERSET 4,153	CUMBERLAND 277	CAPE MAY 494	CUMBERLAND 5,129	CAPE MAY 1,651	CAPE MAY 57	GLouceSTER 434	GLouceSTER 4,597
17	SUSSEX 77,528	SUSSEX 282	HUNTERDON 498	SALEM 2,613	SOMERSET 1,419	SUSSEX 67	SUSSEX 263	CAPE MAY 3,901	HUNTERDON 195	HUNTERDON 455	SALEM 2,643	SOMERSET 1,377	GLouceSTER 53	WARREN 265	CAPE MAY 2,954
18	WARREN 73,879	CAPE MAY 203	SALEM 327	SUSSEX 2,383	SALEM 1,141	HUNTERDON 46	WARREN 235	HUNTERDON 2,787	CAPE MAY 184	SOMERSET 441	SUSSEX 2,292	SALEM 1,208	HUNTERDON 42	HUNTERDON 251	HUNTERDON 2,686
19	HUNTERDON 69,718	HUNTERDON 349	SOMERSET 303	HUNTERDON 1,960	SUSSEX 1,115	CUMBERLAND 44	HUNTERDON 234	SUSSEX 2,396	SUSSEX 155	SUSSEX 258	HUNTERDON 1,892	SUSSEX 1,162	CUMBERLAND 43	SUSSEX 245	SUSSEX 2,145
20	SALEM 60,346	WARREN 181	WARREN 264	CAPE MAY 1,466	WARREN 873	WARREN 26	CAPE MAY 227	SALEM 2,050	WARREN 153	SALEM 255	CAPE MAY 1,450	WARREN 843	WARREN 28	CAPE MAY 189	SALEM 1,852
21	CAPE MAY 49,334	SALEM 87	SUSSEX 242	WARREN 1,210	HUNTERDON 719	SALEM 15	SALEM 195	WARREN 1,923	SALEM 106	WARREN 169	WARREN 1,146	HUNTERDON 813	SALEM 12	SALEM 181	WARREN 1,576
STATE TOTALS	7,168,164	32,169	24,170	260,564	171,693	3,596	20,790	236,365	35,368	24,434	262,832	122,192	3,469	20,898	243,808
1 Yr. Ago		31,750	25,134	251,743	105,259	3,301	22,933	234,832	36,896	25,427	253,277	105,898	3,180	22,387	245,796

*Includes small number of cases transferred from the District Court.
 **The weight is computed for each type of case by dividing the number of hours on bench and in settlement conference by the total number of cases disposed of. The result is the average number of hours for the disposition of each type of case. Weights were computed on the basis of hours and dispositions during the court year ending August 31, 1974.
 ***Includes "Juvenile In Need of Supervision," statute effective 3/1/74. Since the effective date of the statute, there were 3,788 JINS cases added and 3,122 JINS cases disposed of.

WEIGHTED CASELOAD DATA

Cases Pending on August 31, 1974

RANK	POPULATION (1970 U.S. CENSUS)	NON-WEIGHTED CASES PENDING AS OF August 31, 1974						WEIGHTED* Cases Pending (Total)	NON-WEIGHTED OLDER ** ACTIVE CASES PENDING AS OF August 31, 1974						WEIGHTED* Older Active Cases Pending (Total)
		COMBINED CIVIL	CRIMINAL	DISTRICT COURT	JUVENILE AND DOMESTIC RELATIONS	GENERAL EQUITY	MATRIMONIAL		COMBINED CIVIL	CRIMINAL	DISTRICT COURT	JUVENILE AND DOMESTIC RELATIONS	GENERAL EQUITY	MATRIMONIAL	
1	ESSEX 829,986	ESSEX 5,838	ESSEX 3,939	MIDDLESEX 6,141	HUDSON 1,624	ESSEX 283	CAMDEN 611	ESSEX 26,959	ESSEX 2,745	ESSEX 493	CAMDEN 260	HUDSON 303	ESSEX 71	CAMDEN 179	ESSEX 7,457
2	BERGEN 898,012	BERGEN 4,524	CAMDEN 2,412	ESSEX 5,151	MONMOUTH 1,386	BERGEN 235	MONMOUTH 495	CAMDEN 16,868	CAMDEN 2,211	HUDSON 273	ESSEX 138	GLouceSTER 161	BERGEN 60	MONMOUTH 68	CAMDEN 5,629
3	HUDSON 609,266	MIDDLESEX 3,897	HUDSON 1,629	BERGEN 5,108	MIDDLESEX 1,370	CAMDEN 199	BERGEN 498	BERGEN 15,657	BERGEN 1,868	HUDSON 219	BERGEN 86	MONMOUTH 127	MORRIS 43	MORRIS 65	HUDSON 4,772
4	MIDDLESEX 583,813	HUDSON 3,737	UNION 1,386	HUDSON 4,797	ESSEX 1,192	MORRIS 175	ESSEX 324	HUDSON 14,723	HUDSON 1,844	GLouceSTER 125	UNION 29	MONMOUTH 93	PASSAIC 33	GLouceSTER 62	BERGEN 4,394
5	UNION 343,116	CAMDEN 3,475	MIDDLESEX 1,379	CAMDEN 3,577	MORRIS 1,081	PASSAIC 167	UNION 309	UNION 13,995	MIDDLESEX 1,403	MORRIS 121	ATLANTIC 22	ATLANTIC 73	UNION 31	PASSAIC 40	UNION 3,432
6	PASSAIC 460,762	UNION 2,974	PASSAIC 1,377	UNION 2,948	GLouceSTER 863	OCEAN 162	PASSAIC 304	UNION 11,812	MIDDLESEX 1,272	UNION 120	SUSSEX 70	ESSEX 42	HUDSON 30	MORRIS 35	MIDDLESEX 2,952
7	MONMOUTH 459,379	MONMOUTH 2,408	BERGEN 1,346	PASSAIC 1,967	BERGEN 796	MONMOUTH 153	MORRIS 285	MONMOUTH 10,242	MONMOUTH 536	BERGEN 94	GLouceSTER 17	OCEAN 28	CAMDEN 30	OCEAN 34	MORRIS 1,694
8	CAMDEN 456,291	PASSAIC 1,930	BURLINGTON 1,126	OCEAN 1,840	PASSAIC 787	HUDSON 141	OCEAN 279	UNION 9,742	MORRIS 583	PASSAIC 79	CAPE MAY 12	WARREN 22	OCEAN 17	HUDSON 32	PASSAIC 1,273
9	MORRIS 383,454	MORRIS 1,277	MONMOUTH 1,063	MORRIS 784	CAMDEN 1,710	ATLANTIC 131	BURLINGTON 277	MORRIS 6,917	MORRIS 439	CAPE MAY 64	HUDSON 12	WARREN 22	ATLANTIC 17	HUDSON 32	GLouceSTER 965
10	BURLINGTON 323,132	MORRIS 1,276	MORRIS 1,063	MONMOUTH 1,673	CAPE MAY 723	UNION 129	UNION 266	BURLINGTON 6,063	MORRIS 311	OCEAN 43	CUMBERLAND 10	BURLINGTON 19	BURLINGTON 16	BURLINGTON 32	GLouceSTER 965
11	MORRIS 323,988	OCEAN 1,196	GLouceSTER 927	MORRIS 1,457	UNION 773	BURLINGTON 110	MORRIS 251	OCEAN 5,898	SOMERSET 294	BURLINGTON 38	MIDDLESEX 9	MORRIS 17	GLouceSTER 13	SOMERSET 26	MORRIS 908
12	OCEAN 228,470	SOMERSET 760	ATLANTIC 851	BURLINGTON 1,447	BURLINGTON 720	MIDDLESEX 88	ATLANTIC 232	MORRIS 4,987	OCEAN 242	MONMOUTH 27	MONMOUTH 5	SALEM 15	SUSSEX 19	ESSEX 25	OCEAN 743
13	SOMERSET 198,372	BURLINGTON 686	OCEAN 695	GLouceSTER 1,006	OCEAN 594	GLouceSTER 68	GLouceSTER 214	GLouceSTER 4,983	ATLANTIC 203	SUSSEX 21	HUNTERDON 2	BERGEN 14	MIDDLESEX 9	UNION 19	SOMERSET 683
14	ATLANTIC 175,843	ATLANTIC 599	CUMBERLAND 543	CUMBERLAND 816	ATLANTIC 526	CAPE MAY 66	MIDDLESEX 193	ATLANTIC 4,857	GLouceSTER 194	MORRIS 14	SALEM 2	HUNTERDON 9	MONMOUTH 7	MIDDLESEX 17	ATLANTIC 523
15	GLouceSTER 172,681	GLouceSTER 576	CAPE MAY 441	ATLANTIC 708	MORRIS 205	MORRIS 53	SOMERSET 164	CUMBERLAND 3,030	CUMBERLAND 188	BURLINGTON 12	BURLINGTON 1	CAPE MAY 8	WARREN 5	HUNTERDON 7	BURLINGTON 452
16	CUMBERLAND 121,374	CUMBERLAND 458	MORRIS 383	SUSSEX 514	CUMBERLAND 191	SUSSEX 52	SUSSEX 119	SOMERSET 2,724	BURLINGTON 114	SOMERSET 10	SOMERSET 1	MIDDLESEX 5	CAPE MAY 5	WARREN 3	CUMBERLAND 446
17	SUSSEX 77,528	SUSSEX 310	HUNTERDON 231	HUNTERDON 513	SOMERSET 186	SOMERSET 45	CAPE MAY 77	CAPE MAY 2,308	SUSSEX 95	WARREN 9	MORRIS 1	PASSAIC 5	SALEM 5	ATLANTIC 2	SUSSEX 342
18	WARREN 73,879	CAPE MAY 174	WARREN 228	SOMERSET 503	SUSSEX 186	CUMBERLAND 43	HUNTERDON 76	SUSSEX 1,696	CAPE MAY 44	CAPE MAY 7	MORRIS 1	UNION 4	MORRIS 5	CUMBERLAND 2	CAPE MAY 133
19	HUNTERDON 69,718	HUNTERDON 157	SALEM 225	SALEM 319	WARREN 130	WARREN 23	CUMBERLAND 49	HUNTERDON 1,283	CAPE MAY 19	HUNTERDON 5	WARREN 0	CAMDEN 3	CUMBERLAND 4	BERGEN 0	WARREN 85
20	SALEM 60,346	WARREN 144	SOMERSET 272	CAPE MAY 261	WARREN 129	SALEM 17	WARREN 23	WARREN 1,187	WARREN 13	ATLANTIC 7	OCEAN 0	CUMBERLAND 1	SOMERSET 3	CAPE MAY 0	HUNTERDON 69
21	CAPE MAY 49,334	SALEM 65	SUSSEX 202	WARREN 160	HUNTERDON 82	SALEM 7	SALEM 19	SALEM 978	SALEM 13	SALEM 0	PASSAIC 0	SOMERSET 0	HUNTERDON 1	SALEM 0	SALEM 47
STATE TOTALS	7,168,164	36,461	21,641	42,216	14,267	2,345	4,975	166,707	14,691	1,686	628	969	421	680	38,451
1 Yr. Ago		31,605	21,789	35,569	14,810	2,209	5,035	172,905	17,940	1,944	1,235	2,135	418	700	46,427

*The weight is computed for each type of case by dividing the number of hours on bench and in settlement conference by the total number of cases pending. The result is the average number of hours for the disposition of each type of case. Weights were computed on the basis of hours and dispositions during the court year ending August 31, 1974.
 **Law Civil, Criminal, General Equity, Matrimonial and County District Court over 1 year; J. & D.R. over 3 months.
 ***Includes "Juvenile In Need of Supervision," statute effective 3/1/74. As of August 31, 1974 there were 666 total JINS cases pending and 93 older active JINS cases pending. Some of the cases now reported as JINS had originally been filed as Juvenile Delinquent complaints but were subsequently downgraded to JINS.

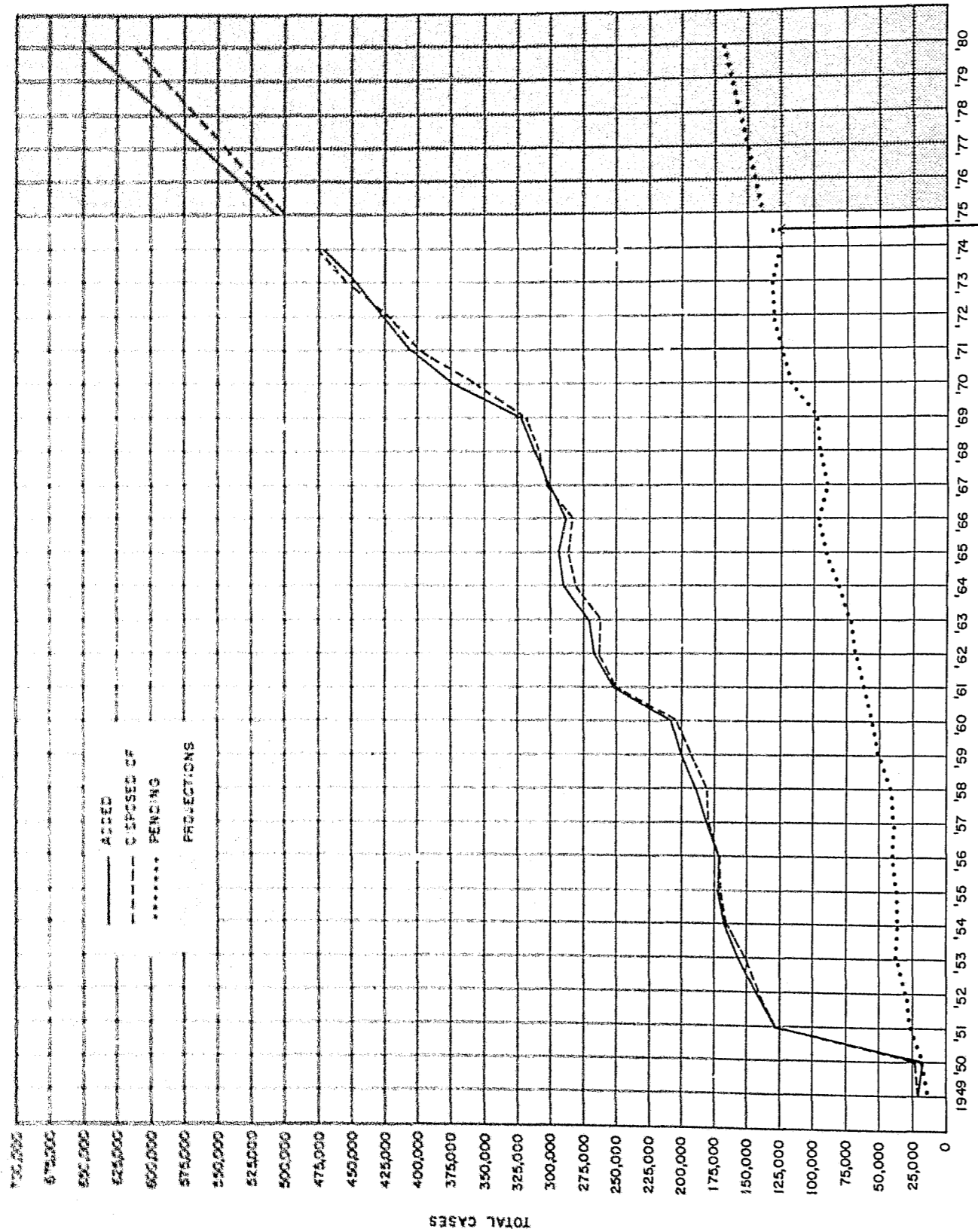
COMPARATIVE SUMMARY
1948-49 to 1959-60

COMPARATIVE SUMMARY
1960-61 to 1973-74

	1948-49	1949-50	1950-51	1951-52	1952-53	1953-54	1954-55	1955-56	1956-57	1957-58	1958-59	1959-60
Supreme Court Appeals:												
Appeals filed and certified	247	173	158	160	174	194	187	173	152	221	144	161
Disposed of												
Pending at end												
Superior Court, App. Div. Appeals:												
Appeals filed (not including appeals certified by Supreme Court before calendaring)	414	640	645	652	656	694	678	654	568	733	918	
Disposed of												
Pending at end												
Superior Court, Law Div. & Ch. Ct.												
General Civil Cases:												
Added	13,157	19,730	11,342	13,426	14,015	13,802	13,870	13,124	15,256	15,587	18,962	20,131
Disposed of	13,157	14,476	11,612	11,249	12,373	12,973	13,051	13,659	15,806	14,382	15,123	15,063
Pending at end	10,445	7,009	6,562	6,159	9,500	12,829	11,448	11,041	10,491	11,696	15,535	20,603
Criminal Cases:												
Added				8,906	9,373	9,285	11,561	11,226	9,620*	9,753	10,425	10,486
Disposed of				8,792	10,243	10,145	10,924	11,505	10,056	9,360	8,460	11,185
Pending at end			3,399	3,903	3,923	3,763	4,771	4,492	8,268	8,892	10,357	9,450
Post-conviction Relief petitions:***												
Added												
Disposed of												
Pending at end												
Superior Court, Chancery Division:												
General Equity Cases:												
Added	1,796	1,497	1,667	1,716	1,740	1,814	1,761	1,886	2,014	2,139	2,046	2,304
Disposed of	1,473	1,357	1,364	1,729	1,619	1,455	1,661	1,904	1,907	1,929	1,985	2,210
Pending at end	596	466	569	490	611	570	621	603	710	920	981	1,075
Matrimonial Cases:												
Added	2,314	3,369	5,773	5,864	5,745	5,658	5,354	5,455	5,330	5,067	5,271	5,606
Disposed of	2,293	3,479	5,467	5,364	5,454	5,374	5,567	5,530	5,614	5,028	5,332	5,381
Pending at end	614	1,094	810	1,107	1,398	1,682	1,506	1,341	1,057	1,096	1,335	1,560
County Courts:												
Contested In-Late Matters:												
Added												
Disposed of												
Pending at end												139
Civil Appeals:												
Added			122	150	147	164	194	243	164	142	203	228
Disposed of			118	127	142	190	163	275	156	140	173	221
Pending at end		43	47	70	75	49	80	57	61	63	93	100
Criminal Appeals:												
Added			609	615	647	745	773	934	1,053	1,110	1,389	1,506
Disposed of			679	561	612	772	795	857	1,069	1,006	1,348	1,464
Pending at end		261	191	245	280	253	230	293	281	385	426	468
Juvenile and Dom. Rel. Courts:												
Hearings:												
Rehearings												
Total	11,145	15,547	15,901	18,258	21,728	23,801	26,722	29,218	35,508	38,495	45,856	51,574
**Juvenile Complaints:												
Added												
Disposed of												
Pending at end												
***Juveniles in Need of Supervision**												
Added												
Disposed of												
Pending at end												
**Domestic Relations and Reciprocal Support Complaints:												
Added												
Disposed of												
Pending at end												
County District Courts:												
Cases instituted in and transferred to the District Court:												
Disposed of												
Pending at end	14,176											
TOTAL: All Courts (Except Municipal Courts)												
Added	70,700	18,346	127,650	143,942	156,959	165,770	173,630	172,279	181,554	189,701	201,969	209,672
Disposed of												
Pending at end												
Juvenile & Domestic Relations Hearings:												
Rehearings												
Total	11,145	15,547	15,901	18,258	21,728	23,801	26,722	29,218	35,508	38,495	45,856	51,574
Disposed of	20,524	22,197	128,667	141,184	151,055	166,288	171,798	172,274	184,675	186,355	193,443	204,202
Pending at end	11,615	23,323	26,476	29,404	35,627	35,136	37,268	38,053	39,153	42,734	50,660	56,061
Municipal Courts:												
Disposed of by Municipal Court Hearings:												
Motor traffic cases	78,062	97,330	103,840	120,861	136,953	156,020	152,123	155,141	150,282	160,289	159,879	
Parking cases	48,044	50,760	54,968	56,907	76,526	96,182	79,469	69,346	61,706	72,958	72,994	
Non-traffic cases	69,998	69,455	74,134	76,730	74,992	72,705	69,744	74,695	78,063	76,538	84,759	
Disposed of in Violations Bureau:												
Parking cases	61,270	64,608	69,032	88,075	117,246	154,530	191,716	202,809	226,632	232,971	261,915	
Non-traffic cases	301,183	357,544	391,393	413,908	489,229	582,169	720,359	822,500	830,750	876,199	926,374	
Total	559,497	639,697	693,367	756,481	894,946	1,063,606	1,213,916	1,315,491	1,347,433	1,420,724	1,508,459	

	1960-61	1961-62	1962-63	1963-64	1964-65	1965-66	1966-67	1967-68	1968-69	1969-70	1970-71	1971-72	1972-73	1973-74
Supreme Court Appeals:														
Appeals filed and certified	136	189	144	140	133	209	160	142	139	170	195	169	173	133
Disposed of	152	151	152	145	141	157	131	170	154	167	157	183	170	170
Pending at end	33	71	52	47	39	91	120	92	77	80	118	104	107	111
Superior Court, App. Div. Appeals:														
Appeals filed (not including appeals certified by Supreme Court before calendaring)	830	1,039	1,061	1,166	1,121	1,263	1,548	1,814	2,026	2,337	2,685	3,548	3,833	3,770
Disposed of	851	1,054	947	1,000	921	1,560	1,359	1,539	1,619	1,895	2,349	2,977	3,411	3,568
Pending at end	663	648	762	925	1,139	842	991	1,266	1,673	2,185	2,521	3,092	3,514	3,725
Superior Court, Law Div. & Ch. Ct.														
General Civil Cases:														
Added	21,688	24,145	25,230	27,825	30,035	31,576	32,126	35,555	34,341	33,892	32,324	31,107	31,750	32,168
Disposed of	19,688	23,056	23,315	22,768	28,439	22,929	28,793	33,992	33,875	31,528	31,422	35,801	36,896	35,363
Pending at end	22,604	23,830	23,745	30,802	32,425	41,072	44,581	46,152	46,457	48,673	49,198	44,560	39,656	36,461
Criminal Cases:														
Added	11,407	11,566	12,728	12,930	12,602	11,506	12,123	14,273	17,209	19,924	25,159	29,127	25,134	24,170
Disposed of	11,912	11,805	11,629	11,304	12,817	12,817	10,796	13,074	14,746	16,823	22,367	27,362	25,427	24,434
Pending at end	8,945	8,698	9,797	11,579	12,336	11,025	11,133	12,364	14,813	17,802	20,761	28,322	21,905	21,641
Post-conviction Relief petitions:***														
Added														
Disposed of														
Pending at end														
Superior Court, Chancery Division:														
General Equity Cases:														
Added	2,256	2,470	2,352	2,725	2,555	2,709	2,971	2,636	2,473	2,443	2,807	2,967	3,301	3,226
Disposed of	2,290	2,261	2,248	2,541	2,421	2,759	2,931	2,918	2,595	2,447	2,530	2,650	3,170	3,460
Pending at end	1,041													

TOTAL CASES ADDED, DISPOSED OF, AND PENDING, 1949 TO 1974
AND PROJECTIONS FROM 1975 TO 1980
(ALL COURTS, EXCEPT MUNICIPAL COURTS)



Actual, Jan. 31, 1975 = 128,787

COURT YEARS ENDING AUGUST 31

SUMMARY OF HOURS ON BENCH AND IN SETTLEMENT CONFERENCE
September 1, 1973 to August 31, 1974

Vicinage	Chancery Division			Total 1 Year Ago
	General Equity	Matrimonial	Chancery Total	
Bergen Hudson Passaic TOTAL	3,130.3	8,050.7	11,181.0	10,135.0
Morris Sussex Warren TOTAL	996.5	1,590.1	2,586.6	2,385.3
Essex Union TOTAL	2,650.6	3,674.9	6,325.5	5,787.8
Middlesex	429.3	1,128.3	1,557.6	1,636.4
Monmouth	517.2	2,005.8	2,523.6	2,709.0
Hunterdon Mercer Somerset TOTAL	1,015.0	2,313.7	3,328.7	2,284.4
Ocean	614.5	833.4	1,447.9	1,385.2
Burlington Camden Gloucester Salem TOTAL	1,211.0	2,385.5	3,596.5	2,745.0
Atlantic Cape May Cumberland TOTAL	557.9	1,246.4	1,804.3	1,654.6
STATE TOTAL	11,122.9	23,228.8	34,351.7	30,722.7
*Percent of Total Hours	4.5%	9.5%	-	-
TOTAL 1 YEAR AGO	9,920.9	20,801.8	-	30,722.7
*Percent of Total Hours	4.2%	8.8%	-	-

County	Law Division			District	Total Non-Chancery	Total Non-Chancery 1 Year Ago
	Civil	Criminal	Juvenile & Domestic Relations			
Atlantic	1,434.0	2,707.2	620.8	661.5	5,423.5	5,619.5
Bergen	10,575.9	5,792.4	2,098.6	3,972.1	22,439.0	23,120.5
Burlington	2,252.6	1,872.2	1,293.9	400.3	5,819.0	5,763.6
Camden	4,274.5	5,628.0	1,891.8	1,211.5	13,005.8	11,415.8
Cape May	346.5	504.1	192.9	67.9	1,111.4	1,227.7
Cumberland	959.1	1,213.0	921.7	427.7	3,521.5	3,646.8
Essex	11,011.0	18,307.4	7,047.9	5,263.1	41,629.4	39,277.9
Gloucester	1,500.5	1,024.7	1,015.8	248.6	3,789.6	4,138.6
Hudson	6,676.2	8,138.0	4,440.0	3,440.5	22,694.7	22,162.9
Hunterdon	752.0	500.8	300.1	114.5	1,667.4	1,468.8
Mercer	1,935.3	2,607.5	1,598.0	766.3	6,907.1	7,336.0
Middlesex	8,749.6	6,423.1	2,174.7	1,142.2	18,489.6	17,793.1
Monmouth	5,377.1	4,146.5	2,098.1	950.9	12,572.6	11,466.2
Morris	2,619.7	1,459.1	604.2	560.5	5,243.5	7,423.0
Ocean	1,886.2	1,796.3	765.9	422.0	4,870.4	4,626.3
Passaic	4,335.7	6,473.5	1,532.5	1,756.2	14,097.9	15,954.5
Salem	217.9	493.6	256.4	88.5	1,056.4	1,145.7
Somerset	2,127.6	849.2	446.8	342.8	3,766.4	3,670.4
Sussex	555.9	599.0	323.3	315.7	1,793.9	1,639.0
Union	5,769.0	8,323.8	3,369.1	1,941.2	19,403.1	15,193.0
Warren	251.8	398.2	282.2	290.2	1,222.4	1,039.6
TOTAL	73,608.1	79,257.6	33,274.7	24,384.2	210,524.6	205,128.9
* Percent of Total Hours	30.0%	32.4%	13.6%	10.0%	-	-
TOTAL 1 YEAR AGO	74,164.3	74,606.1	32,537.4	23,821.1	-	205,128.9
* Percent of Total Hours	31.5%	31.6%	13.8%	10.1%	-	-

* Total of Chancery and Non-Chancery Hours.

TOTAL CASES ADDED

TRIAL COURTS BY COUNTY, SUPREME COURT AND APPELLATE DIVISION OF THE SUPERIOR COURT
Court Years 1968-69 to 1973-74

COUNTY	TOTAL CASES ADDED						CHANGE				TRIAL COURTS	
	1968-69	1969-70	1970-71	1971-72	1972-73	1973-74	1973-74/1968-69		1973-74/1972-73		% of State Total Cases Added	
							No.	%	No.	%	1968-69	1973-74
Atlantic	7,455	8,120	8,674	10,281	10,152	11,963	4,508	60.47	1,811	17.84	2.32	2.56
Cape May	2,883	3,251	3,486	4,266	4,179	4,819	1,936	67.15	640	15.31	0.90	1.03
Cumberland	5,553	6,628	6,519	7,337	8,105	9,321	3,768	67.86	1,216	15.00	1.73	1.99
Salem	3,357	3,827	4,026	3,134	4,310	4,425	1,068	31.81	115	2.67	1.05	0.95
TOTAL	19,248	21,826	22,705	25,018	26,746	30,528	11,280	58.60	3,782	14.14	6.00	6.53
Bergen	31,171	37,112	39,830	41,679	40,663	42,715	11,544	37.03	2,052	5.05	9.71	9.14
Burlington	6,979	10,559	11,097	12,222	13,110	14,775	5,796	64.55	1,665	12.70	2.80	3.16
Ocean	7,716	8,981	10,560	11,907	13,730	14,888	7,172	92.95	1,158	8.40	2.40	3.19
TOTAL	16,695	19,540	21,657	24,129	26,840	29,663	12,968	77.68	2,823	10.52	5.20	6.35
Camden	17,651	20,727	21,339	21,972	23,709	29,182	11,531	65.33	5,473	23.08	5.50	6.24
Gloucester	5,722	6,653	7,525	8,209	7,918	9,199	3,477	60.77	1,281	16.18	1.78	1.97
TOTAL	23,373	27,380	28,864	30,181	31,627	38,381	15,008	64.21	6,754	21.36	7.28	8.21
Essex	73,363	83,182	89,770	92,045	97,474	99,712	26,349	35.92	2,238	2.30	22.85	21.34
Hudson	36,301	41,938	44,050	44,215	43,889	43,842	7,541	20.77	- 47	- 0.11	11.31	9.38
Hunterdon	1,710	2,421	2,725	3,118	3,313	3,712	2,002	117.08	399	12.04	0.53	0.79
Mercer	13,077	14,665	15,353	16,534	18,695	20,706	7,629	58.34	2,011	10.76	4.07	4.43
Somerset	5,129	5,980	6,861	7,474	7,987	8,143	3,014	58.76	156	1.95	1.60	1.74
TOTAL	19,916	23,066	24,939	27,126	29,995	32,561	12,645	63.49	2,566	8.55	6.20	6.97
Middlesex	21,944	25,794	29,553	31,233	34,576	34,247	12,303	56.07	- 329	- 0.95	6.83	7.33
Monmouth	17,343	20,688	24,092	24,849	27,607	30,019	12,676	73.10	2,412	8.74	5.40	6.42
Morris	10,139	12,189	13,109	14,711	14,347	14,529	4,390	43.30	182	1.27	3.16	3.12
Sussex	2,426	3,089	3,489	3,823	4,216	4,428	2,002	82.52	212	5.03	0.76	0.95
Warren	1,778	1,987	2,118	2,251	2,697	2,858	1,080	60.74	161	5.97	0.55	0.62
TOTAL	14,343	17,265	18,716	20,785	21,260	21,815	7,472	52.10	555	2.61	4.47	4.67
Passaic	25,207	29,258	31,118	33,306	34,385	34,082	8,875	35.21	- 303	- 0.88	7.85	7.29
Union	22,137	24,788	27,706	28,488	29,136	29,726	7,589	34.28	590	2.03	6.90	6.36
STATE TOTALS (Trial Courts)	321,041	371,837	403,000	423,054	444,198	467,291	146,250	45.56	23,093	5.20	100.00	100.00
SUPREME COURT	139	170	195	169	173	183	44	31.65	10	5.78		
APPELLATE DIVISION	2,026	2,397	2,685	3,548	3,833	3,779	1,753	86.53	- 54	- 1.41		
GRAND TOTAL	323,206	374,404	405,880	426,771	448,204	471,253	148,047	45.81	23,049	5.14		

TOTAL CASES ADDED
TRIAL COURTS BY COUNTIES OF ASSIGNMENT JUDGES' VICINAGES,
SUPREME COURT AND APPELLATE DIVISION OF THE SUPERIOR COURT

Court Years 1968-69 To 1973-74

COUNTY	TOTAL CASES ADDED						CHANGE				TRIAL COURTS	
	1968-69	1969-70	1970-71	1971-72	1972-73	1973-74	1973-74/1968-69		1973-74/1972-73		% of State Total Cases Added	
							No.	%	No.	%	1968-69	1973-74
Atlantic	7,455	8,120	8,674	10,281	10,152	11,963	4,508	60.47	1,811	17.84	2.32	2.56
Cape May	2,883	3,251	3,486	4,266	4,179	4,819	1,936	67.15	640	15.31	0.90	1.03
Cumberland	5,553	6,628	6,519	7,337	8,105	9,321	3,768	67.86	1,216	15.00	1.73	1.99
Salem	3,357	3,827	4,026	3,134	4,310	4,425	1,068	31.81	115	2.67	1.05	0.95
TOTAL	19,248	21,826	22,705	25,018	26,746	30,528	11,280	58.60	3,782	14.14	6.00	6.53
Bergen	31,171	37,112	39,830	41,679	40,663	42,715	11,544	37.03	2,052	5.05	9.71	9.14
Burlington	6,979	10,559	11,097	12,222	13,110	14,775	5,796	64.55	1,665	12.70	2.80	3.16
Ocean	7,716	8,981	10,560	11,907	13,730	14,888	7,172	92.95	1,158	8.40	2.40	3.19
TOTAL	16,695	19,540	21,657	24,129	26,840	29,663	12,968	77.68	2,823	10.52	5.20	6.35
Camden	17,651	20,727	21,339	21,972	23,709	29,182	11,531	65.33	5,473	23.08	5.50	6.24
Gloucester	5,722	6,653	7,525	8,209	7,918	9,199	3,477	60.77	1,281	16.18	1.78	1.97
TOTAL	23,373	27,380	28,864	30,181	31,627	38,381	15,008	64.21	6,754	21.36	7.28	8.21
Essex	73,363	83,182	89,770	92,045	97,474	99,712	26,349	35.92	2,238	2.30	22.85	21.34
Hudson	36,301	41,938	44,050	44,215	43,889	43,842	7,541	20.77	- 47	- 0.11	11.31	9.38
Hunterdon	1,710	2,421	2,725	3,118	3,313	3,712	2,002	117.08	399	12.04	0.53	0.79
Mercer	13,077	14,665	15,353	16,534	18,695	20,706	7,629	58.34	2,011	10.76	4.07	4.43
Somerset	5,129	5,980	6,861	7,474	7,987	8,143	3,014	58.76	156	1.95	1.60	1.74
TOTAL	19,916	23,066	24,939	27,126	29,995	32,561	12,645	63.49	2,566	8.55	6.20	6.97
Middlesex	21,944	25,794	29,553	31,233	34,576	34,247	12,303	56.07	- 329	- 0.95	6.83	7.33
Monmouth	17,343	20,688	24,092	24,849	27,607	30,019	12,676	73.09	2,412	8.74	5.40	6.42
Morris	10,139	12,189	13,109	14,711	14,347	14,529	4,390	43.30	182	1.27	3.16	3.12
Sussex	2,426	3,089	3,489	3,823	4,216	4,428	2,002	82.52	212	5.03	0.76	0.95
Warren	1,778	1,987	2,118	2,251	2,697	2,858	1,080	60.74	161	5.97	0.55	0.62
TOTAL	14,343	17,265	18,716	20,785	21,260	21,815	7,472	52.10	555	2.61	4.47	4.67
Passaic	25,207	29,258	31,118	33,306	34,385	34,082	8,875	35.21	- 303	- 0.88	7.85	7.29
Union	22,137	24,788	27,706	28,488	29,136	29,726	7,589	34.28	590	2.03	6.90	6.36
STATE TOTALS (Trial Courts)	321,041	371,837	403,000	423,054	444,198	467,291	146,250	45.56	23,093	5.20	100.00	100.00
SUPREME COURT	139	170	195	169	173	183	44	31.65	10	5.78		
APPELLATE DIVISION	2,026	2,397	2,685	3,548	3,833	3,779	1,753	86.53	- 54	- 1.41		
GRAND TOTAL	323,206	374,404	405,880	426,771	448,204	471,253	148,047	45.81	23,049	5.14		

**TOTAL CASES DISPOSED OF
TRIAL COURTS BY COUNTY, SUPREME COURT AND
APPELLATE DIVISION OF THE SUPERIOR COURT**

Court Years 1968-69 to 1973-74

COUNTY	TOTAL CASES DISPOSED OF						CHANGE				TRIAL COURTS	
	1968-69	1969-70	1970-71	1971-72	1972-73	1973-74	1973-74/1968-69		1973-74/1972-73		% of State Total Cases Disposed Of	
							No.	%	No.	%	1968-69	1973-74
Atlantic	7,676	7,690	8,434	10,098	10,246	11,535	3,859	50.27	1,289	12.58	2.42	2.44
Bergen	31,254	34,736	37,780	41,933	40,824	48,061	16,807	53.78	7,237	17.73	9.85	10.16
Burlington	8,635	10,527	10,284	11,998	12,938	13,837	5,202	60.24	899	6.95	2.72	2.92
Camden	17,180	19,079	20,293	21,628	23,405	27,592	10,412	60.61	4,187	17.89	5.42	5.83
Cape May	2,652	3,419	3,553	3,996	4,234	4,169	1,517	57.20	- 65	-1.54	0.84	0.88
Cumberland	5,789	5,899	6,758	7,298	7,877	9,044	3,255	56.23	1,167	14.82	1.82	1.91
Essex	73,020	81,545	87,870	93,038	100,066	103,454	30,434	41.68	3,388	3.39	23.02	21.86
Gloucester	5,554	6,568	6,805	7,974	8,017	8,567	3,013	54.25	550	6.86	1.75	1.81
Hudson	36,359	40,470	43,933	44,322	46,574	44,897	8,538	23.48	-1,677	-3.60	11.46	9.49
Hunterdon	1,697	2,171	2,615	3,020	3,221	3,701	2,004	118.09	480	14.90	0.53	0.78
Mercer	12,408	14,467	15,477	16,448	18,304	20,227	7,819	63.02	1,923	10.51	3.91	4.27
Middlesex	22,059	24,764	28,572	29,470	33,479	33,547	11,488	52.08	68	0.20	6.95	7.09
Monmouth	16,921	20,053	24,408	23,074	28,631	31,394	14,473	85.53	2,763	9.65	5.33	6.63
Morris	10,148	11,347	12,858	14,709	14,803	14,206	4,058	39.99	- 597	-4.03	3.20	3.00
Ocean	8,077	9,045	10,130	11,918	13,256	13,981	5,904	73.10	725	5.47	2.55	2.95
Passaic	24,009	28,065	31,454	33,414	35,976	34,327	10,318	42.98	-1,649	-4.58	7.57	7.25
Salem	3,343	3,633	3,927	3,288	4,395	4,464	1,121	33.53	69	1.57	1.05	0.94
Somerset	5,024	5,891	6,738	7,371	7,896	8,389	3,365	66.98	493	6.24	1.58	1.78
Sussex	2,265	2,721	3,423	3,952	4,118	4,230	1,965	86.75	112	2.72	0.72	0.89
Union	21,358	22,789	27,639	27,423	29,945	30,939	9,581	44.86	994	3.32	6.73	6.54
Warren	1,836	1,796	2,130	2,179	2,730	2,676	840	45.75	- 54	-1.98	0.58	0.58
TOTAL (Trial Courts)	317,264	356,675	395,081	418,551	450,935	473,237	155,973	49.16	22,302	4.95	100.00	100.00
Supreme Court	154	167	157	183	170	179	25	16.23	9	5.29		
Appellate Division	1,619	1,885	2,349	2,977	3,411	3,568	1,949	120.38	157	4.60		
GRAND TOTAL	319,037	358,727	397,587	421,711	454,516	476,984	157,947	49.51	22,468	4.94		

**TOTAL CASES DISPOSED OF
TRIAL COURTS BY COUNTIES OF ASSIGNMENT JUDGES' VICINAGES,
SUPREME COURT AND APPELLATE DIVISION OF THE SUPERIOR COURT**

Court Years 1968-69 To 1973-74

COUNTY	TOTAL CASES DISPOSED OF						CHANGE				TRIAL COURTS	
	1968-69	1969-70	1970-71	1971-72	1972-73	1973-74	1973-74/1968-69		1973-74/1972-73		% of State Total Cases Disposed Of	
							No.	%	No.	%	1968-69	1973-74
Atlantic	7,676	7,690	8,434	10,098	10,246	11,535	3,859	50.27	1,289	12.58	2.42	2.44
Cape May	2,652	3,419	3,553	3,996	4,234	4,169	1,517	57.20	- 65	-1.54	0.84	0.88
Cumberland	5,789	5,899	6,758	7,298	7,877	9,044	3,255	56.23	1,167	14.82	1.82	1.91
Salem	3,343	3,633	3,927	3,288	4,395	4,464	1,121	33.53	69	1.57	1.05	0.94
TOTAL	19,460	20,641	22,672	24,680	26,752	29,212	9,752	50.11	2,460	9.20	6.13	6.17
Bergen	31,254	34,736	37,780	41,933	40,824	48,061	16,807	53.78	7,237	17.73	9.85	10.16
Burlington	8,635	10,527	10,284	11,998	12,938	13,837	5,202	60.24	899	6.95	2.72	2.92
Ocean	8,077	9,045	10,130	11,918	13,256	13,981	5,904	73.10	725	5.47	2.55	2.95
TOTAL	16,712	19,572	20,414	23,916	26,194	27,818	11,106	66.46	1,624	6.20	5.27	5.87
Camden	17,180	19,079	20,293	21,628	23,405	27,592	10,412	60.61	4,187	17.89	5.42	5.83
Gloucester	5,554	6,568	6,805	7,974	8,017	8,567	3,013	54.25	550	6.86	1.75	1.81
TOTAL	22,734	25,647	27,098	29,602	31,422	36,159	13,425	59.05	4,737	15.08	7.17	7.64
Essex	73,020	81,545	87,870	93,038	100,066	103,454	30,434	41.68	3,388	3.39	23.02	21.86
Hudson	36,359	40,470	43,933	44,322	46,574	44,897	8,538	23.48	-1,677	-3.60	11.46	9.49
Hunterdon	1,697	2,171	2,615	3,020	3,221	3,701	2,004	118.09	480	14.90	0.53	0.78
Mercer	12,408	14,467	15,477	16,448	18,304	20,227	7,819	63.02	1,923	10.51	3.91	4.27
Somerset	5,024	5,891	6,738	7,371	7,896	8,389	3,365	66.98	493	6.24	1.58	1.78
TOTAL	19,129	22,529	24,830	26,839	29,421	32,317	13,188	68.94	2,896	9.84	6.02	6.83
Middlesex	22,059	24,764	28,572	29,470	33,479	33,547	11,488	52.08	68	0.20	6.95	7.09
Monmouth	16,921	20,053	24,408	23,074	28,631	31,394	14,473	85.53	2,763	9.65	5.33	6.63
Morris	10,148	11,347	12,858	14,709	14,803	14,206	4,058	39.99	- 597	-4.03	3.20	3.00
Sussex	2,265	2,721	3,423	3,952	4,118	4,230	1,965	86.75	112	2.72	0.72	0.89
Warren	1,836	1,796	2,130	2,179	2,730	2,676	840	45.75	- 54	-1.98	0.58	0.58
TOTAL	14,249	15,864	18,411	20,840	21,651	21,112	6,863	48.16	- 539	-2.49	4.50	4.47
Passaic	24,009	28,065	31,454	33,414	35,976	34,327	10,318	42.98	-1,649	-4.58	7.57	7.25
Union	21,358	22,789	27,639	27,423	29,945	30,939	9,581	44.86	994	3.32	6.73	6.54
STATE TOTALS (Trial Courts)	317,264	356,675	395,081	418,551	450,935	473,237	155,973	49.16	22,302	4.95	100.00	100.00
Supreme Court	154	167	157	183	170	179	25	16.23	9	5.29		
Appellate Division	1,619	1,885	2,349	2,977	3,411	3,568	1,949	120.38	157	4.60		
GRAND TOTAL	319,037	358,727	397,587	421,711	454,516	476,984	157,947	49.51	22,468	4.94		

NUMBER OF JUDGESHIPS^{1/} AND CASES ADDED
COURT YEARS ENDING AUGUST 31
1974 COMPARED WITH 1973 AND 1969

	NUMBER			PERCENTAGE CHANGE	1974 / 1973		%
	1974	1973	1969		1974 / 1973	1974 / 1969	
JUDGESHIPS AUTHORIZED	293	268	234				+ 9.3% + 24.7%
JUDGES IN OFFICE	267	248	220				+ 7.7% + 21.4%
JUDGESHIP VACANCIES	26	20	14 ^{2/}				+ 30.0% + 108.0%
TOTAL CASES ADDED	471,253	448,204	323,206				+ 5.1% + 45.8%
^{3/} SUPREME COURT	183	173	139				+ 5.8% + 31.7%
^{4/} APPELLATE DIV. SUPERIOR COURT	3,779	3,833	2,026				- 1.4% + 86.5%
CIVIL (LAW DIV.)	32,168	31,750	34,341				+ 1.3% - 6.3%
CRIMINAL	24,170	25,134	17,209				- 3.8% + 40.4%
POST-CONVICTION RELIEF CONTESTED PROBATE APPEALS TO COUNTY COURTS	4,210	4,078	3,383				+ 3.2% + 24.5%
GENERAL EQUITY	3,596	3,301	2,473				+ 8.9% + 45.4%
MATRIMONIAL	20,790	22,933	9,222				- 9.3% + 125.4%
^{4/} JUVENILE	72,335	63,852	42,200				+ 13.3% + 71.4%
DOM. REL. & RECIP. SUP.	49,358	41,407	31,539				+ 19.2% + 56.5%
DISTRICT	260,664	251,743	180,674				+ 3.5% + 44.3%

^{1/} AS OF SEPTEMBER 1, BEGINNING OF EACH COURT YEAR SHOWN.

^{2/} 11 FULL TIME, 3 PART TIME. PERCENTAGE CHANGE BASED ON 12 1/2 JUDGES.

^{3/} INCLUDES CERTIFICATIONS.

^{4/} DOES NOT INCLUDE APPEALS CERTIFIED BY SUPREME COURT BEFORE CALENDARING.

^{5/} 1974 DATA INCLUDES 3,788 JUVENILES IN NEED OF SUPERVISION (JINS), STATUTE EFFECTIVE MARCH 1, 1974.

NUMBER OF JUDGESHIPS^{1/} AND CASES DISPOSED OF
COURT YEARS ENDING AUGUST 31
1974 COMPARED WITH 1973 AND 1969

	NUMBER			PERCENTAGE CHANGE	1974 / 1973		%
	1974	1973	1969		1974 / 1973	1974 / 1969	
JUDGESHIPS AUTHORIZED	293	268	234				+ 9.3% + 24.7%
JUDGES IN OFFICE	267	248	220				+ 7.7% + 21.4%
JUDGESHIP VACANCIES	26	20	14 ^{2/}				+ 30.0% + 108.0%
TOTAL CASES DISPOSED OF	476,984	454,516	319,037				+ 4.9% + 49.5%
^{3/} SUPREME COURT	179	170	154				+ 5.3% + 16.2%
APPELLATE DIV. SUPERIOR COURT	3,568	3,411	1,619				+ 4.6% + 120.4%
CIVIL (LAW DIV.)	35,363	36,896	33,875				- 4.1% + 4.4%
CRIMINAL	24,434	25,427	14,746				- 3.9% + 65.7%
POST-CONVICTION RELIEF CONTESTED PROBATE APPEALS TO COUNTY COURTS	4,139	3,870	3,348				+ 7.0% + 23.6%
GENERAL EQUITY	3,469	3,180	2,595				+ 9.1% + 33.7%
MATRIMONIAL	20,808	22,387	9,155				- 7.1% + 127.3%
^{4/} JUVENILE	72,573	63,175	40,976				+ 14.9% + 77.1%
DOM. REL. & RECIP. SUP.	49,619	42,723	30,520				+ 16.1% + 62.6%
DISTRICT	262,832	253,277	182,049				+ 3.8% + 44.4%

^{1/} AS OF SEPTEMBER 1, BEGINNING OF EACH COURT YEAR SHOWN.

^{2/} 11 FULL TIME, 3 PART TIME. PERCENTAGE CHANGE BASED ON 12 1/2 JUDGES.

^{3/} 1974 DATA INCLUDES 3,122 JUVENILES IN NEED OF SUPERVISION (JINS), STATUTE EFFECTIVE MARCH 1, 1974


NUMBER OF JUDGESSES AND CASES PENDING
COURT YEARS ENDING AUGUST 31
1974 COMPARED WITH 1973 AND 1969

	1974	NUMBER 1973	PERCENTAGE CHANGE	1974	1973	%
JUDGESSES AUTHORIZED	233	234	-	234	234	+ 9.3%
JUDGESSES EMPLOYED	207	246	-	246	246	+ 24.7%
JUDGESSES VACANCIES	26	20	+	24	24	+ 7.7%
TOTAL CASES PENDING	25,824	32,155	-	32,155	32,155	+ 30.0%
SUPREME COURT	11	107	-	77	77	+ 108.0%
APPELLATE DIV SUPERIOR COURT	3,725	3,514	+	3,514	3,514	- 4.3%
CIVIL (LAW DIV)	36,46	33,656	+	46,457	46,457	+ 26.9%
CRIMINAL	21,641	21,905	-	14,813	14,813	+ 3.7%
POST-CONVICTION RELIEF CONTESTED PROBATE APPEALS TO COURTY COURTS	1,083	1,012	+	1,030	1,030	+ 4.2%
GENERAL EQUITY	2,345	2,218	+	1,482	1,482	+ 6.0%
MATRIMONIAL	4,975	4,993	-	1,807	1,807	+ 122.7%
3/ JUVENILE	10,665	10,903	-	9,632	9,632	- 8.1%
SOM. REL & RECIP. SUP	3,602	3,863	-	4,310	4,310	- 21.5%
DISTRICT	42,216	44,384	-	18,639	18,639	- 1.2%
						+ 46.1%
						+ 7.0%
						+ 5.2%
						+ 5.7%
						+ 58.2%
						- 0.4%
						+ 175.3%
						- 2.2%
						+ 10.7%
						- 6.8%
						- 16.4%
						- 4.9%
						+ 126.5%

1/ AS OF SEPTEMBER 1, BEGINNING OF EACH COURT YEAR SHOWN.

2/ 11 FULL TIME, 3 PART TIME. PERCENTAGE CHANGE BASED ON 12 1/2 JUDGES

3/ 1974 DATE INCLUDES 666 JUVENILES IN NEED OF SUPERVISION (JINS), STATUTE EFFECTIVE MARCH 1, 1974.



STATISTICAL DATA
ON THE
WORK OF THE COURTS

NOTE: The "1 Year Ago" data shown in the tables are the totals as reported in the 1972-73 Annual Report. Some of the data, especially the "cases pending" figures, were changed by physical inventory recount (but detail not available) to the amounts shown in the "Commentary" and in the preceding summaries, pages x to xxiv.

COMMENTARY ON THE STATISTICAL
DATA ON CASELOAD ACTIVITY, 1973-74
(MUNICIPAL COURTS NOT INCLUDED)

On September 1, 1973 there were 293 full-time judicial positions, with 25 vacancies, and the court year ended with the same number of authorized judgeships and 23 vacancies.

A comparison of the court years ending August 31, 1974 and August 31, 1969 indicates that while judgeships increased by only 24.7%, cases added increased by 45.8% and dispositions increased by 49.5%. This increase in dispositions accounts for the fact that cases pending increased by only 26.9% in spite of the larger increase in cases added.

Although the Comparative Summary Status of the Calendars reflects a decrease in total pending cases from 132,555 on August 31, 1973 to 126,824 on August 31, 1974 (or a decrease of 5,731 cases), this reported decrease actually reflects more accurate reporting following physical inventories of cases by all the courts. In the County District Courts, for example, the physical inventories resulted in "recounts" that added over 8,700 previously unreported cases that were pending on August 31, 1973.

There was a 23,049 (5.1%) overall increase in total cases filed during the past year. If this rate continues, total filings during 1974-75 will amount to approximately 500,000 cases. It is therefore essential that all judicial vacancies be promptly filled to permit dispositions and backlog reduction to keep pace with anticipated caseload increases. Highlights and tentative conclusions to be drawn from the statistical tables follow:

APPELLATE COURTS

Temporary assignments during absences due to illness have permitted the Supreme Court to keep abreast of its caseload, even though filings and certifications increased from 173 to 183. Similar temporary assignments to the Appellate Division, together with continued support by the Central Appellate Research Staff, resulted in 157 more dispositions than last year. Although there were 54 fewer filings, the backlog increased by 211 appeals. A seventh three-judge part has been added, effective with the court year beginning September 9, 1974, in an effort to reduce the backlog while maintaining the quality of dispositions.

LAW DIVISION -- CIVIL

Despite an increase of 418 cases added to the combined civil calendar, increased dispositions resulted in a 3,195 (8.1%) reduction in the number of pending cases to 36,461. There were 3,982 jury trials during the year, a decrease of 820 from the prior year. Non-jury trials totaled 1,268 or 102 less than last year.

Of the 35,363 total dispositions, over 60% occurred after the assignment of trial dates; 4,727 were settled, dismissed or discontinued after trial date assigned but before date of trial, and 16,585 were disposed of on trial date.

As reflected on the aging schedule, there were sizeable reductions in older active pending cases.

LAW DIVISION -- CRIMINAL

Criminal case dispositions decreased by 993 during the year and there was a decrease of 964 indictments and accusations filed. Cases pending also decreased by 264 to 21,641. The statistics show that continued progress has been made in reductions of active indictments and accusations over one year old.

CHANCERY DIVISION -- GENERAL EQUITY

There were increases in General Equity cases added, disposed of, and pending at the end of the year. The percentage of active pending cases over one year old, however, was reduced from 19% to 18%.

CHANCERY DIVISION -- MATRIMONIAL

Matrimonial cases added to the calendars peaked to 22,933 in 1972-73, and during the 1973-74 court year they dropped by 2,143 (9.3%) to 20,790. Although the initial effect of the "no-fault" divorce statute effective September 13, 1971 is wearing off, it is not expected that matrimonial actions will return to pre-"no-fault" levels. Of the 20,808 matrimonial cases disposed of, 8,141 were on the contested and 12,667 on the uncontested calendars. Dispositions dropped by 1,579 cases and total cases pending dropped from 4,993 to 4,975.

APPEALS TO COUNTY COURT

Cases added, disposed of, and pending at the end of the year all increased; however, the aging schedule indicates this calendar is quite current.

JUVENILE COMPLAINTS

The Juveniles in Need of Supervision (JINS) statute was effective March 1, 1974 and it is still too early to accurately assess the impact thereof on the Juvenile and Domestic Relations Court calendars. On the basis of the present reporting system, it is impossible to determine how many of the 3,788 JINS complaints filed during the period would have been Juvenile Delinquency complaints. Even without the inclusion of JINS complaints, juvenile cases increased by 4,695 to 68,547, dispositions increased by 6,276 to 69,451, and cases pending decreased from 10,903 to 9,999. Of the 54,454 juvenile complaints (including 2,298 JINS) disposed of by hearing, 20,233 were represented by counsel (including 527 JINS).

DOMESTIC RELATIONS AND RECIPROCAL SUPPORT COMPLAINTS

New filings increased by 7,951 (19.2%) and dispositions increased by 6,896 (16.1%). The 3,602 cases pending at the end of the year represents a decrease of 261 (6.8%), with only 218 of these being over 3 months old.

COUNTY DISTRICT COURT

As already noted, physical inventories of cases during the 1973-74 court year resulted in substantial changes in the number of active cases pending in several of the County District Courts. Comparisons with the prior year are therefore not valid. It is significant that the 260,664 cases added during the year and the 42,216 cases pending on August 31, 1974 are all-time highs. Significantly, however, only a small percentage of the cases were over 6 months old.

SUPREME COURT

CHIEF JUSTICE

Pierre P. Garven (deceased 10/18/73)

Richard J. Hughes (effective 12/18/73)

JUSTICES

Nathan L. Jacobs (Acting Chief Justice
10/18/73 to 12/18/73)

Frederick W. Hall

Worrall F. Mountain, Jr.

Mark A. Sullivan

Morris Pashman

Robert L. Clifford (effective 9/1/73)

SUPERIOR COURT JUDGES

Milton B. Conford (temporarily assigned
10/9/73 to 12/18/73)

Donald G. Collester (temporarily assigned
10/18/73 to 1/2/74)

TABLE A-1
PROCEEDINGS IN THE SUPREME COURT
September 1, 1973 to August 31, 1974
(33 Sessions of the Court)
Status of the Calendar

	Sept. 1, 1973 to Aug. 31, 1974	Sept. 1, 1972 to Aug. 31, 1973
*APPEALS:		
At beginning of period	107	104
Notices of appeal filed	50	54
Certification on petitions granted	111	84
**Certification on motion	22	35
	290	277
Appeals removed from calendar:		
Argued and decided	116	141
Consolidated with certification	1	--
Dismissed before argument	17	14
Remanded	0	15
Disposed of previously; removed from calendar this period	45	0
	179	170
Appeals pending at end of Period:		
Argued but not decided	15	6
Held for further argument	10	12
Perfecting and ready for argument	39	23
Not yet perfected	47	66
	111	107
Appeals pending at end of Period-- Dates notices of appeal filed or certification granted:		
Prior to January 1, 1973	3	30
January 1, 1973 to March 31, 1973	1	19
April 1, 1973 to June 30, 1973	5	44
July 1, 1973 to August 31, 1973	1	14
September 1, 1973 to December 31, 1973	19	--
January 1, 1974 to March 31, 1974	16	--
April 1, 1974 to June 30, 1974	46	--
July 1, 1974 to August 31, 1974	20	--
	111	107
Total number of appeals argued	136	151
PETITIONS FOR CERTIFICATION		
At beginning of Period	244	129
Filed	776	681
Disposed of by:		
Decision of court	789	545
Dismissal prior to determination	28	21
Pending at end of period	203	244
MOTIONS AND OTHER PETITIONS		
At beginning of Period	79	80
Filed	552	500
Disposed of by:		
Decision of court	553	471
Withdrawn prior to presentation to court	12	30
Pending at end of period	66	79
DISCIPLINARY PROCEEDINGS (To discipline and for reinstatement)		
At beginning of Period	9	21
Added	46	32
Disposed of	44	44
Pending at end of period	11	9

* The unit of this table is the individual appeal. One or more appeals may be argued together.

** 13 cases consolidated in the Appellate Division were recorded as one certification in the Supreme Court and as 13 in the Appellate Division.

Source: Supreme Court Clerk's Office

TABLE A-1 Continued Page 2

Outcome of Appeals Decided

	Public Defender	Other	Total
Affirmed	5	42	47
Reversed	8	29	37
Modified	1	8	9
Reversed and Remanded	3	12	15
Affirmed and Reversed in Part	0	3	3
Remanded	0	4	4
Dismissed	0	1	1
	17	99	116

Classification of Appeals Decided

	Public Defender	Other	Total
Appeals as of right	2	18	20
Certification on petitions granted	14	59	73
Certification on motion	1	22	23
	17	99	116

* Opinions Filed

	Majority	Concur	Concur in Part Dissent in Part	Dissent	Per Curiam	Total
Hughes, C. J.	1				1	2
Weintraub, J.	1					1
Jacobs, J.	13				5	18
Hall, J.	7	1		1	5	14
Mountain, J.	5			2	2	9
Sullivan, J.	15	1	1	1	11	29
Pashman, J.	8	2	3	7	5	25
Clifford, J.	7	1	1	8		17
Conford, J.	4				4	8
Collester, J.	2					2
Opinions Below	20					20
	83	5	5	19	33	145

* Deciding 116 appeals and 10 disciplinary matters.

Length of Opinions

Median	9 pages
Mean	10 pages
Shortest	1 page
Longest	33 pages

Time Intervals for Disposition of Appeals Decided

Measurements	Judgment Below to Date of Notice of Appeal or ** Granting of Certification	Date of Notice of Appeal or ** Granting of Certification to Date of Perfection	Date of Perfection to Date of Argument Decision	Date of Notice of Appeal or ** Granting of Certification to Date of Decision	Date of Perfection to Date of Decision
Mean	4m 1d	1m24d	2m12d	7m12d	5m 9d
Median	3m 5d	0m15d	2m 3d	6m11d	4m 6d
Range	0m 0d to 17m 5d	0m 0d to 18m22d	0m 0d to 12m 1d	0m 0d to 14m21d	0m 0d to 20m28d

** Date certification granted used in large majority of cases. In some cases the decision on the merits is made pursuant to the argument as to whether the certification should be granted.

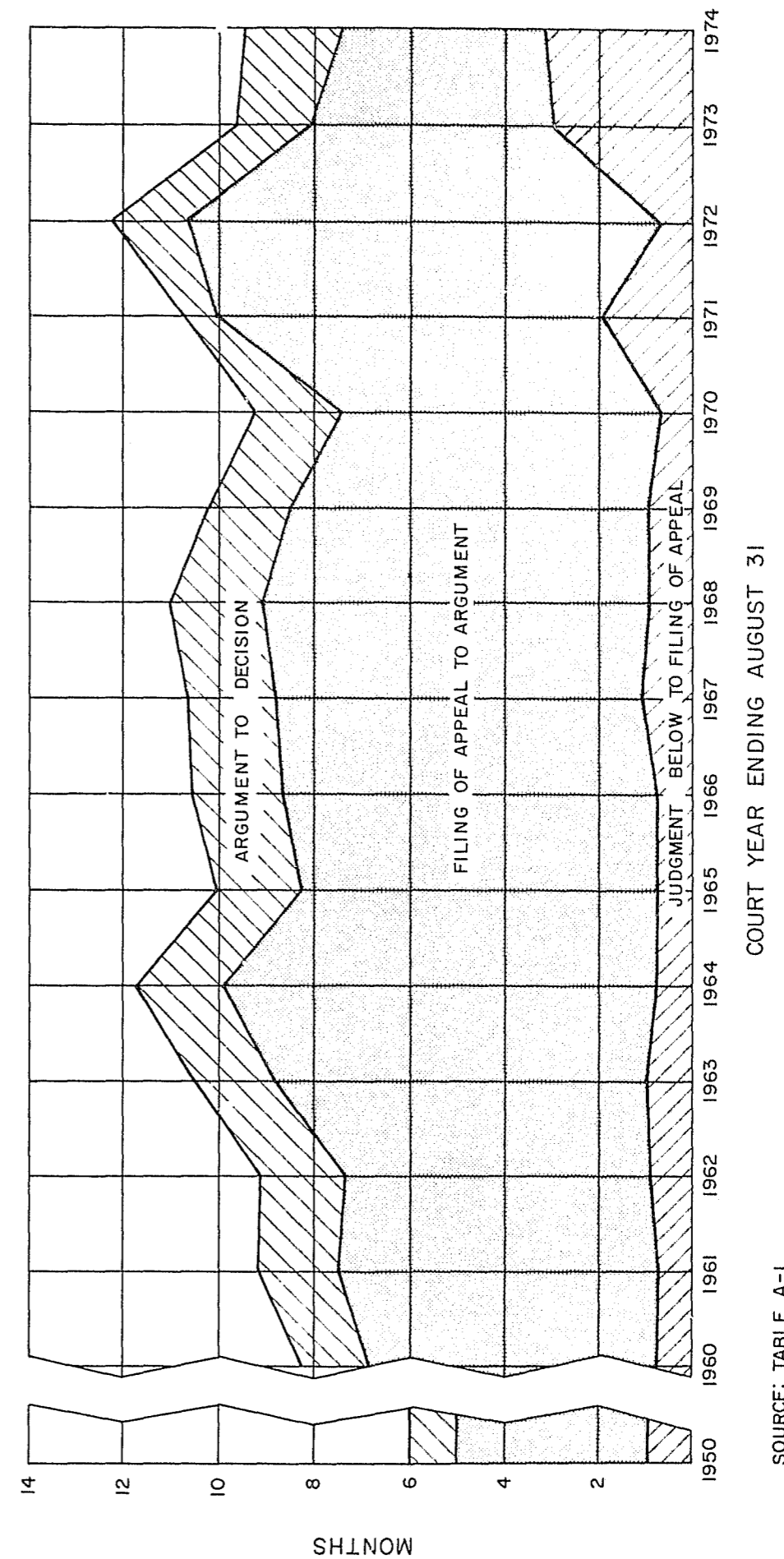
Source: Supreme Court Clerk's Office

TABLE A-1 Continued Page 3

<u>Types of Appeals Decided</u>			
	<u>Public Defender</u>	<u>Other</u>	
Criminal:			
Murder	4	1	5
Other	13	10	23
Condemnation			2
Contract			13
Contempt			1
Election			4
Escheat			0
Matrimonial - Including Custody and Adoption			5
Municipal Ordinances:			
Zoning			7
Other than Zoning			3
Public Office and Employment			9
Real Property - Title or Possession			0
State Agencies or Authorities:			
Department of Banking			0
Department of Civil Service			1
Department of Education			8
Department of Environmental Protection			1
Department of Health			0
Department of Institutions and Agencies			0
Department of Insurance			0
Department of Labor and Industry			0
Department of Law and Public Safety			3
Department of Public Utilities			1
Department of Transportation			0
Department of Treasury			3
Division of Civil Rights			0
Division of Pensions			1
Division of Workmens Compensation			12
Torts:			
Auto Negligence			1
Other Torts			6
Wills and Estates			2
Miscellaneous			5
			<hr/> 116

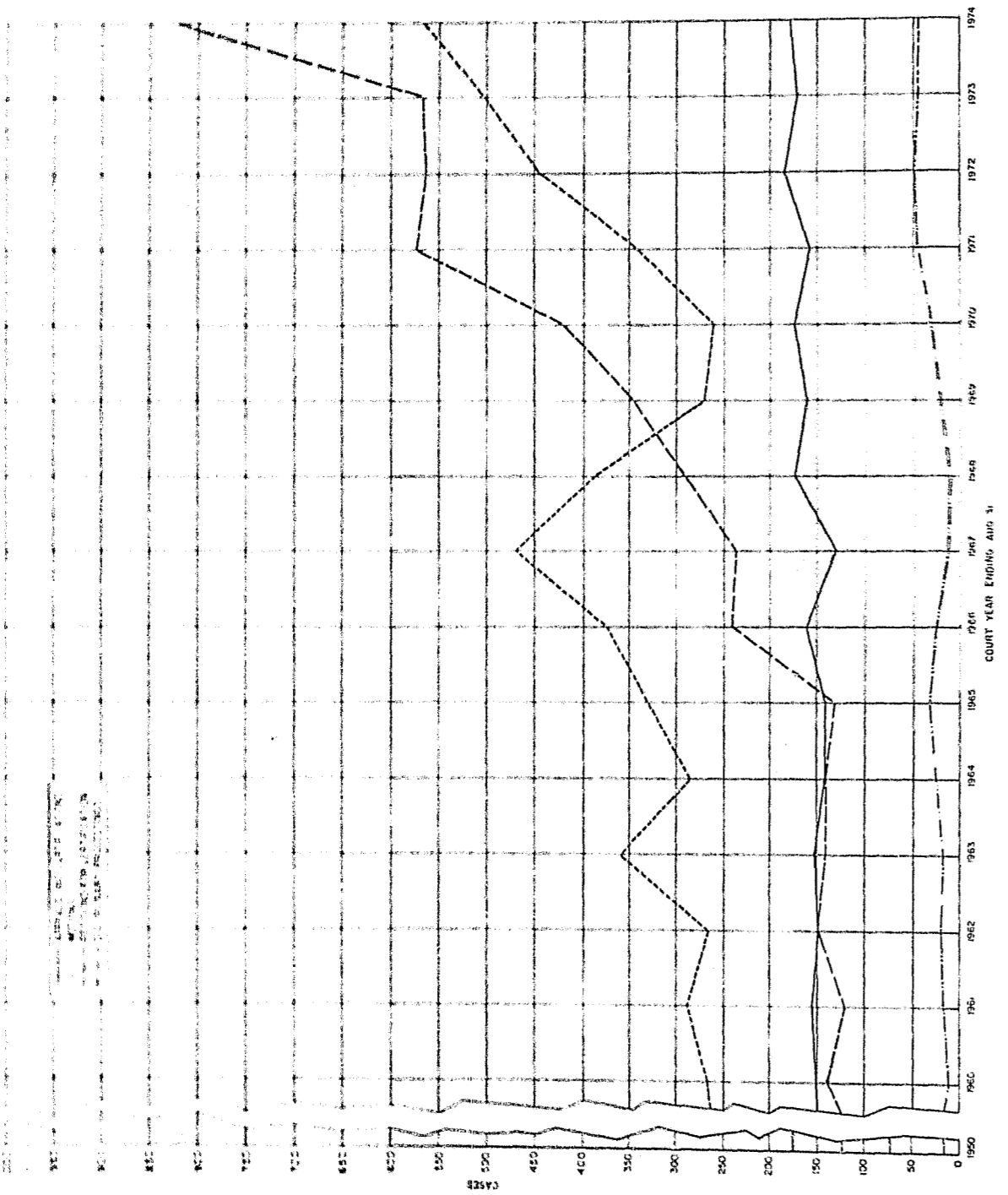
<u>Courts Below (Appeals Decided)</u>	
Superior Court, Appellate Division	91
Superior Court, Law Division	7
Superior Court, Chancery Division	12
County Courts	3
County District Court	1
State Agencies:	
Department of Labor and Industry	1
Department of Law and Public Safety	1
	<hr/> 116

CHART NO. A-1
SUPREME COURT
MEDIAN TIME INTERVALS FOR DISPOSITION OF APPEALS



SOURCE: TABLE A-1

TABLE A-2
 PROCEEDINGS IN THE SUPREME COURT
 MATTERS OTHER THAN APPEALS DISPOSED OF
 September 1, 1973 to August 31, 1974



SOURCE TABLES A-1 AND A-2

TABLE A-2

PROCEEDINGS IN THE SUPREME COURT
 MATTERS OTHER THAN APPEALS DISPOSED OF
 September 1, 1973 to August 31, 1974

Motions Disposed of:	Brought By:		
	Public Defender	Other	Total
For acceleration	1	6	7
To amend	1	4	5
For bail	7	9	16
For certification	4	46	50
For counsel fee	--	23	23
To dismiss appeal or petition for certification	3	23	26
For extension of time	11	29	40
For leave to:			
Appeal	18	52	70
File brief amicus curiae	2	12	14
Serve judicial clerkship	--	107	107
Serve clerkship	--	13	13
For rehearing or reconsideration	1	21	22
For relaxation of bar rules	--	78	78
For stay or to vacate	4	30	34
Miscellaneous general	10	38	48
Dismissal prior to Court determination	--	12	12
	62	503	565

Petitions Disposed of (Manner of Disposition)			
For certification	21	90	111
Grant and remand	0	0	0
Dismiss before perfection	9	19	28
Denied	245	433	678
	275	542	817

Disciplinary Matters Disposed of (Manner of disposition)	
To discipline	21
For reinstatement	9
Removed without Court action	14
	44

SUPERIOR COURT
APPELLATE DIVISION

Judge Milton B. Conford, Presiding Judge for Administration
Judge Arthur J. Simpson, Jr. (effective 2/27/74), temporarily
assigned Acting Administrative
Director of the Courts

PART A Judge Donald G. Collester, Presiding
(temporarily assigned to Supreme Court
10/18/73 to 1/2/74)

Judge John F. Lynch
(temporarily assigned Presiding Judge
10/18/73 to 1/2/74)

Judge Max Mehler (deceased 4/8/74)

Judge Herman D. Michels (effective 4/10/74)

PART B Judge Milton B. Conford, Presiding
(temporarily assigned to Supreme Court
10/9/73 to 12/18/73)

Judge Alan B. Handler
(temporarily assigned Presiding Judge
10/9/73 to 12/18/73)

Judge H. Curtis Meanor

PART C Judge Leon Leonard, Presiding

Judge Samuel Allcorn, Jr.

Judge Francis X. Crahay

PART D Judge Harold Kolovsky, Presiding

Judge John W. Fritz

Judge John F. Crane

TABLE B-1
 APPEALS TO THE APPELLATE DIVISION
 OF THE
 SUPERIOR COURT
 September 1, 1973 to August 31, 1974

PART E Judge Arthur W. Lewis, Presiding (until 11/16/73)
 Judge Joseph Halpern, Presiding (effective 11/16/73)
 Judge Robert A. Matthews
 Judge William G. Bischoff (effective 11/16/73)

PART F Judge Lawrence A. Carton, Jr., Presiding
 Judge Eugene L. Lora
 Judge Baruch S. Seidman

The following Superior Court Judges were temporarily assigned to Appellate Division Parts on dates indicated:

PART A Judge Herman D. Michels - 10/18/73 to 2/10/74 and
 2/25/74 to 4/12/74

PART B Judge Martin J. Kole - 10/9/73 to 2/10/74 and
 6/10/74 to 6/17/74
 Judge Theodore I. Botter - 2/19/74

PART D Judge John C. Demos - 5/21/74

PART F Judge John C. Demos - 11/27/73 to 2/14/74

Status of the Calendar

<u>APPEALS</u>			
At Beginning of Period			
Argued but not decided		27	
Submitted on brief but not decided		11	
Perfected and ready for calendaring		1,018	
Not yet perfected		2,458	
Filed		3,801	
* Certifications remanded from Supreme Court		0	7,315
<u>Appeals removed from Calendar:</u>			
Argued and decided		1,111	
Submitted and decided on brief		1,337	
Dismissed before calendaring		1,120	
* Certified before calendaring		22	3,590
<u>Appeals pending at end of Period:</u>			
Argued but not decided		21	
Submitted but not decided		14	
** Perfected and ready for calendaring		1,243	
Not yet perfected		2,447	3,725
<u>*** Appeals pending at end of Period--</u>			
<u>Dates of Filing of Appeals:</u>			
Prior to January 1, 1972		8	
January 1, 1972 to August 31, 1972		65	
September 1, 1972 to December 31, 1972		47	
January 1, 1973 to March 31, 1973		97	
April 1, 1973 to June 30, 1973		230	
July 1, 1973 to August 31, 1973		261	
September 1, 1973 to December 31, 1973		495	
January 1, 1974 to March 31, 1974		799	
April 1, 1974 to June 30, 1974		1,047	
July 1, 1974 to August 31, 1974		676	3,725

	Disposition of Appeals Argued						Total
	Part A	Part B	Part C	Part D	Part E	Part F	
Appeals argued during year	150	181	216	186	188	182	1101
* Appeals argued but not decided	6	1	6	3	1	3	20
Appeals submitted during year	247	237	215	193	214	240	1346
Appeals submitted but not decided	3	5	4	0	0	2	14
* Appeals decided during year							
Argued	149	182	225	184	186	183	1109
Submitted	243	233	216	193	217	238	1340

* Includes appeals argued prior years

	Outcome of Appeals Decided						Total
	Part A	Part B	Part C	Part D	Part E	Part F	
Affirmed	304	297	277	281	296	298	1753
Reversed	58	71	56	57	59	64	365
Modified	26	43	84	25	29	28	235
Remanded	5	4	12	7	9	18	55
Dismissed	9	4	4	12	12	2	43
Affirmed and Modified	0	2	0	0	0	0	2
	402	421	433	382	405	410	2453

Note: The unit of this table is the individual appeal. One or more appeals may be argued together.

* 13 Cases consolidated in the Appellate Division were recorded as one certification in the Supreme Court and as 13 in the Appellate Division.

** This figure includes those appeals already assigned dates.

*** These figures include reinstated cases by date of filing of appeal.

Source: Office of the Clerk, Appellate Division of the Superior Court.

TABLE B-1 Page 2

Opinions Filed

	Majority	Concurring	Dissenting	Per Curiam	Total
Judge Allcorn	9		4	106	120
Judge Bischoff	5	1		119	124
Judge Eotter	1			2	3
Judge Carton, Jr.	10			126	136
Judge Colleston	5		2	70	77
Judge Conford	11		2	48	61
Judge Crahay	5		1	107	113
Judge Crane	10		2	105	117
Judge Demos	2			37	39
Judge Fritz	9	2	2	112	125
Judge Goldmann	1			45	46
Judge Halpern	8	1	1	131	141
Judge Handler	17			103	120
Judge Kole	9			52	61
Judge Kolovsky	17		3	111	131
Judge Leonard	6			128	134
Judge Lora	3			43	46
Judge Lynch	6	1	1	127	135
Judge Matthews	3	1		120	124
Judge Meanor	19	2	3	116	140
Judge Mehler	3			62	65
Judge Michels	30			71	101
Judge Seidman	14			107	121
	<u>203</u>	<u>8</u>	<u>21</u>	<u>2048</u>	<u>2280</u> *

* Disposing of 2453 appeals

Courts From Which Appeals Taken
(Decided Appeals)

Superior and County Courts, Law Division		
Criminal		
Public Defender	950	
Other Counsel	276	
Other Appeals	<u>586</u>	1812
Superior Court, Chancery Division		193
County District Courts		70
Juvenile and Domestic Relations Courts		
Public Defender	45	
Other Counsel	<u>16</u>	61
State Agencies		317
		<u>2453</u>

TABLE B-1 Page 3

Types of Cases Reviewed

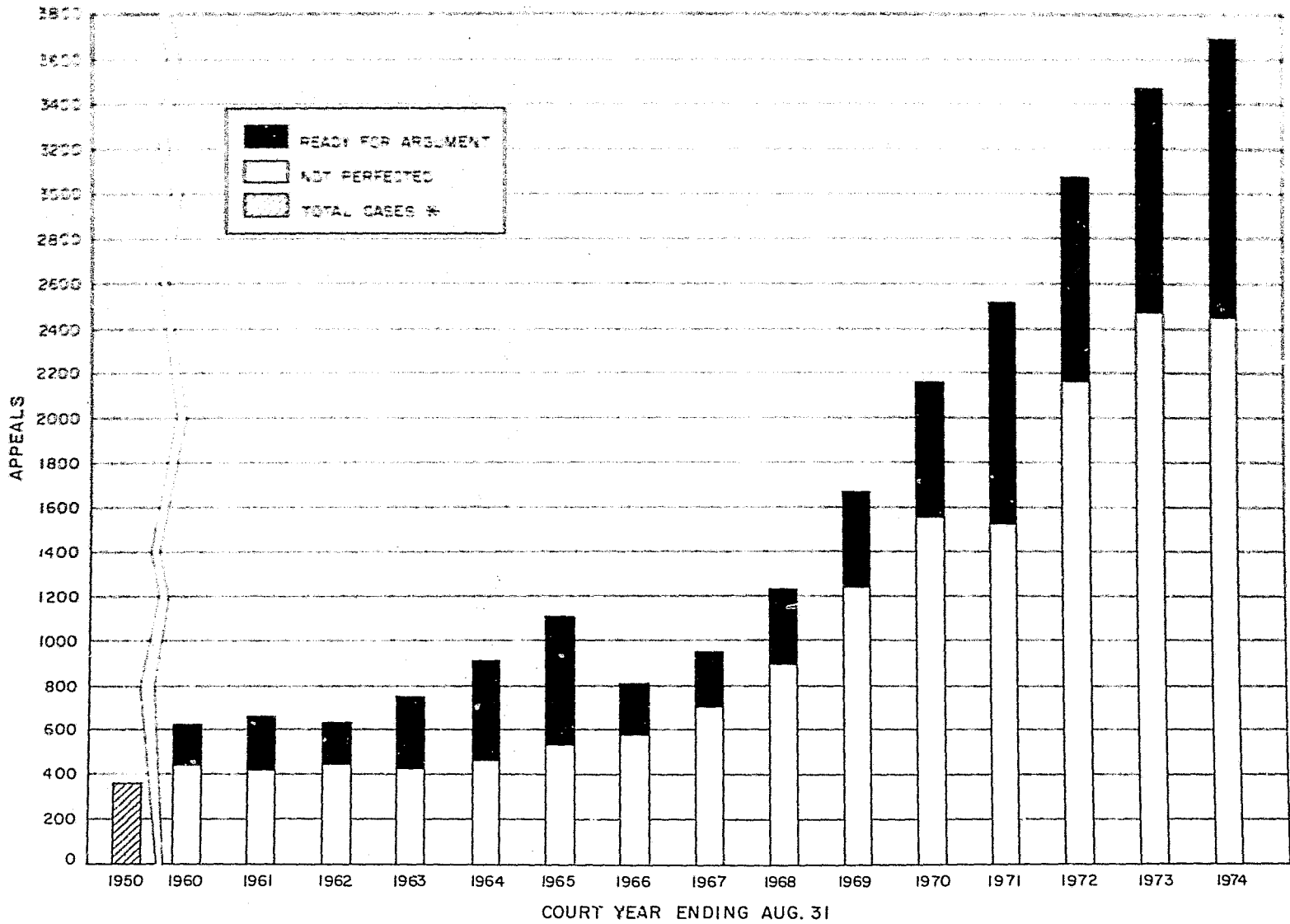
(Decided Appeals)

Criminal:	
Murder offenses	122
Other offenses	1077
Condemnation	24
Contempt	10
Contract	228
Election	7
Foreclosure	13
Juvenile Delinquency	51
Matrimonial - Including custody and adoption	65
Municipal Ordinances	
Zoning	82
Other than Zoning	36
Public Office and Employment	17
Real Property: Title or Possession	19
Schools and School Regulations	
State Agencies and Authorities:	
Department of Banking	3
Department of Civil Service	25
Department of Education	6
Department of Insurance	
Department of Public Utilities	5
Division of Alcoholic Beverage Control	14
Division of Employment Security	40
Division of Motor Vehicles	35
Division of Taxation	57
Division of Workmen's Compensation	106
Miscellaneous	60
Torts:	
Auto Negligence	108
Other Torts	100
Wills and Estates	18
Miscellaneous	<u>124</u>
	<u>2453</u>

Source: Office of the Clerk, Appellate Division of the Superior Court.

CHART NO B-1
SUPERIOR COURT - APPELLATE DIVISION
APPEALS PENDING ARGUMENT AT END OF COURT YEAR

100 PERCENT YEAR-END FIGURES
BASED ON DATE COMPARED WITH 1950



*NOTE: BREAKDOWN NOT AVAILABLE PRIOR TO 1955
SOURCE: TABLE B-1, p.1.

TABLE B-1 Page 4

Time Intervals for Disposition of Appeals Decided

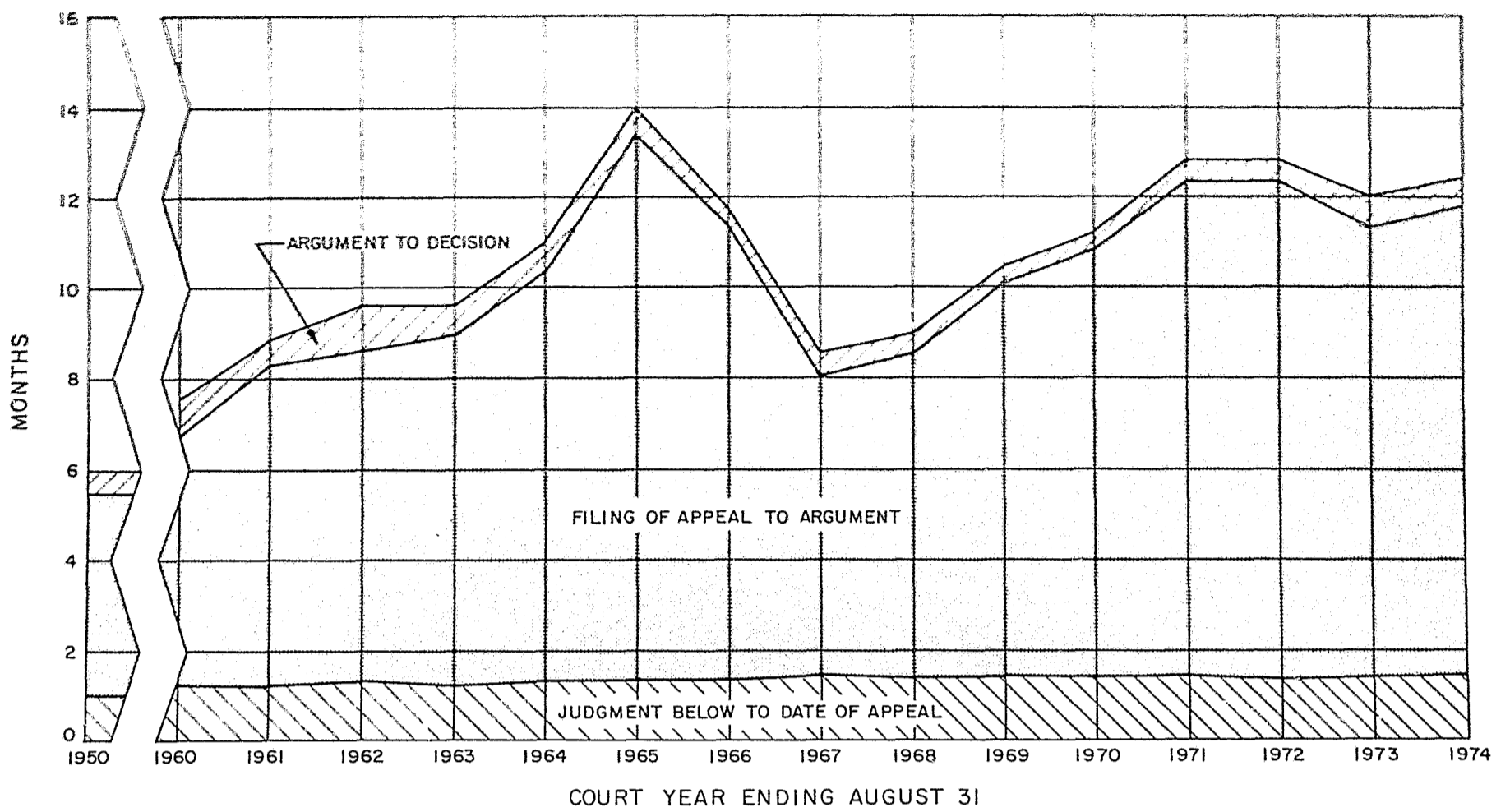
September 1, 1973 to August 31, 1974

Part	Measurement	Judgment Below to Date of Notice of Appeal	Date of Appeal to Date Perfected	Date Perfected to Date Argued or Submitted	Date Argued or Submitted to Date Decided	Date of Appeal to Date Decided	Date Perfected to Date Decided
All Parts	Mean	1m,16d	7m,12d	3m,15d	1m, 4d	11m,28d	4m,19d
	Median	1m,12d	6m,14d	3m, 7d	0m,20d	11m, 0d	4m, 6d
	Range	0m, 0d to 27m, 8d	0m, 9d to 36m, 8d	0m,10d to 20m, 5d	0m, 0d to 17m, 6d	0m, 3d to 40m, 1d	0m, 8d to 21m,15d
Part A	Mean	1m,16d	7m,12d	3m,15d	1m,13d	12m, 7d	4m,27d
	Median	1m,12d	6m, 8d	3m, 6d	0m,24d	11m,10d	4m,14d
	Range	0m, 0d to 12m,25d	0m, 0d to 29m,10d	0m, 0d to 11m,22d	0m, 0d to 9m,28d	0m, 0d to 33m,26d	0m, 0d to 15m,14d
Part B	Mean	1m,14d	7m,17d	3m,17d	1m,19d	12m,21d	5m, 7d
	Median	1m,13d	6m,15d	3m,10d	1m, 1d	11m,15d	4m,22d
	Range	0m, 0d to 13m, 8d	0m, 2d to 36m, 8d	0m, 0d to 12m,24d	0m, 4d to 9m,14d	0m, 0d to 40m, 1d	0m, 7d to 16m,25d
Part C	Mean	1m,17d	7m, 5d	3m, 4d	1m, 3d	11m,10d	4m, 7d
	Median	1m,12d	6m,22d	3m, 5d	0m,20d	10m, 0d	3m,29d
	Range	0m, 0d to 27m, 8d	0m, 0d to 30m,18d	0m, 3d to 12m, 3d	0m, 0d to 17m, 6d	0m, 9d to 35m,13d	0m, 7d to 19m,15d
Part D	Mean	1m,17d	7m,12d	3m,21d	1m,13d	12m,11d	5m, 4d
	Median	1m,12d	6m,14d	3m,11d	0m,24d	11m,17d	4m,18d
	Range	0m, 0d to 20m, 1d	0m, 9d to 30m, 3d	0m,10d to 16m, 0d	0m, 2d to 14m, 8d	0m, 0d to 35m,18d	0m, 8d to 21m,15d
Part E	Mean	1m,17d	7m, 3d	3m,22d	0m,19d	11m,18d	4m,10d
	Median	1m, 2d	6m, 5d	3m,14d	0m,14d	10m,23d	4m, 1d
	Range	0m, 0d to 13m,15d	0m, 4d to 23m,27d	0m, 1d to 16m,27d	0m, 2d to 5m,26d	0m, 3d to 33m,10d	0m, 1d to 17m,17d
Part F	Mean	1m,13d	7m,19d	3m,12d	0m,21d	11m,19d	4m, 3d
	Median	1m,12d	6m, 9d	3m, 5d	0m,16d	10m,17d	3m,25d
	Range	0m, 0d to 20m, 6d	0m, 0d to 33m,10d	0m, 0d to 16m,22d	0m, 0d to 5m,28d	0m, 0d to 36m, 5d	0m, 8d to 17m,28d

Source: Office of the Clerk, Appellate Division of the Superior Court.

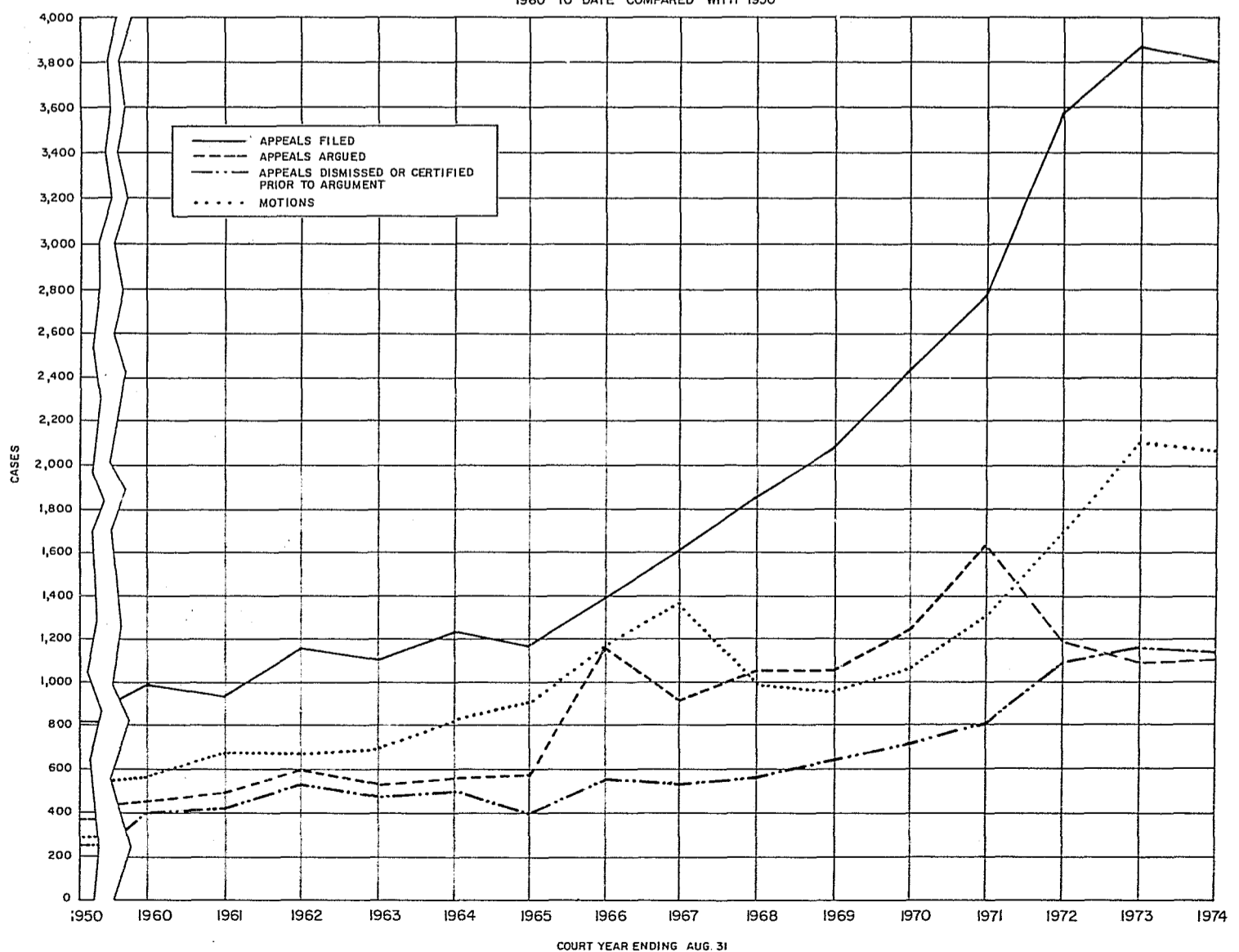
CHART NO B-2
 SUPERIOR COURT-APPELLATE DIVISION
 MEDIAN TIME INTERVALS FOR DISPOSITION OF APPEALS

COURT YEARS ENDING AUGUST 31,
 1960 TO DATE COMPARED WITH 1950



SOURCE: TABLE B-1

CHART NO. B-3
 SUPERIOR COURT - APPELLATE DIVISION
 APPEALS AND MOTIONS
 COURT YEARS ENDING AUGUST 31,
 1960 TO DATE COMPARED WITH 1950



SOURCE: TABLES B-1 AND B-2

TABLE B-2

PROCEEDINGS IN THE SUPERIOR COURT

APPELLATE DIVISION

MATTERS OTHER THAN APPEALS

September 1, 1973 to August 31, 1974

NOTICES AND PETITIONS

At beginning of period	134
Filed	2,097
Disposed of by:	
Decision of court	2,105
Withdrawn prior to presentation to court	52
Pending at end of period	74

Type of Proceeding Nature of Application

Motions:

Part A	285	To accelerate appeal or motion	56
Part B	284	For assignment of counsel	3
Part C	278	For bail	78
Part D	278	To consolidate appeals	93
Part E	280	For costs	6
Part F	284	For counsel fees	98
Part K	1	To dismiss appeal	303
Part M	54	To dissolve stay	6
Part N	71	To extend time	229
Part O	88	For leave to:	
Part P	93	Appeal (Interlocutory judgment or orders)	455
Part Q	80	Appeal as an Indigent	86
	2076	Appear as Amicus Curiae	21
		Expand brief or record	66
		Intervene	7
		Take additional evidence	4
		Withdraw as attorney	47
		Appeal nunc pro tunc	71
		For rehearing	71
		To relax rules	2
		For remand	54
		For restraint	4
		For stay	165
		To strike exhibits	4
		To suppress brief	16
		To vacate dismissal or reinstate	49
		For sanctions	2
		For transcript	10
		Miscellaneous	70
			2076

Note: Parts K, M, N, O, P and Q were special parts sitting during recess periods.
Parts G, H, I, J, and L had no motions during the court year.

Source: Office of the Clerk, Appellate Division of the Superior Court.

TABLE B-3
SUPERIOR COURT - APPELLATE DIVISION
NOTICES OF APPEAL FILED

SEPTEMBER 1, 1973 to AUGUST 31, 1974

	Atlantic	Bergen	Burlington	Camden	Cape May	Cumberland	Essex	Gloucester	Hudson	Hunterdon	Mercer	Middlesex	Monmouth	Morris	Ocean	Passaic	Salem	Somerset	Sussex	Union	Warren	State Agencies	Total
Chancery Division																							
General Equity	8	39	9	1	55	4	10	3	14	25	21	13	20	21	4	4	3	9	4	282			
Matrimonial		23	7	1	29		8	3	13	15	13	5	4	5	12	12	1	21	1	172			
Law Division	77	189	55	9	472	22	115	16	95	156	144	62	69	132	18	47	5	128	11	1937			
County Courts	14	26	16	5	101	7	19	6	21	45	44	15	10	29	3	8	3	44	3	445			
District Courts	3	21	1	1	47	3	7	3	5	12	9	5	3	8	1	2	3	7	1	145			
Juvenile & Domestic Relations Courts			2	1	27	2			5	13	9		1	4	2	1		10	1	92			
Municipal Courts																							
State Agencies																						716	
Misc.		2				1																6	
TOTAL	102	302	90	18	732	39	159	31	154	266	240	100	107	202	24	74	12	220	21	716		3795	

Source: Clerk of the Superior Court

JUDGES OF THE SUPERIOR COURT

CHANCERY DIVISION

GENERAL EQUITY

Bergen County - Sitting at Hackensack

George B. Gelman (effective 10/1/73)

Martin J. Kole (until 10/9/73)

Hudson County - Sitting at Jersey City

Sidney M. Schreiber

Passaic County - Sitting at Paterson

Peter Ciolino

Morris, Sussex and Warren Counties - Sitting at Morristown

Gordon H. Brown (retired 1/31/74)

Robert Muir, Jr. (effective 2/1/74)

Essex County - Sitting at Newark

Melvin P. Antell

Irwin I. Kimmelman

Union County - Sitting at Elizabeth

Robert Muir, Jr. (until 2/1/74)

Ervin S. Fulop (retired; temporarily assigned 2/1/74)

Middlesex County - Sitting at New Brunswick

David D. Furman

Monmouth County - Sitting at Freehold

Merritt Lane, Jr.

Hunterdon, Mercer and Somerset Counties - Sitting at Trenton

Samuel D. Lenox

Ocean County - Sitting at Toms River

Henry H. Wiley (Ocean County Court Judge -
temporarily assigned)

Burlington, Camden, Gloucester and Salem Counties - Sitting
at Camden

Peter J. Devine, Jr.

John F. Gerry (temporarily assigned 1/2/74)

Atlantic, Cape May and Cumberland Counties - sitting at
Atlantic City

George B. Francis

Saul Tischler, Standing Master (deceased 3/18/74)

TABLE C-1

SUPERIOR COURT

GENERAL EQUITY

DISPOSITION OF CASES BY VICINAGE

September 1, 1973 to August 31, 1974

Vicinity	1973-74					1972-73					Duration of Cases (Months)			
	Total	Contested	Uncontested	Settled	Dismissed	Total	Contested	Uncontested	Settled	Dismissed	0-3	4-6	7-9	10+
Vicinity #1 Atlantic Bergen 10-12th	11	1	10	10	0	11	1	10	10	0	11	0	0	0
Vicinity #2 Atlantic Bergen 13-15th	11	1	10	10	0	11	1	10	10	0	11	0	0	0
Vicinity #3 Atlantic Bergen 16-18th	11	1	10	10	0	11	1	10	10	0	11	0	0	0
Vicinity #4 Atlantic Bergen 19-21st	11	1	10	10	0	11	1	10	10	0	11	0	0	0
Vicinity #5 Atlantic Bergen 22-24th	11	1	10	10	0	11	1	10	10	0	11	0	0	0
Vicinity #6 Atlantic Bergen 25-27th	11	1	10	10	0	11	1	10	10	0	11	0	0	0
Vicinity #7 Atlantic Bergen 28-30th	11	1	10	10	0	11	1	10	10	0	11	0	0	0
Vicinity #8 Atlantic Bergen 31st	11	1	10	10	0	11	1	10	10	0	11	0	0	0
Vicinity #9 Atlantic Bergen 32nd	11	1	10	10	0	11	1	10	10	0	11	0	0	0
Vicinity #10 Atlantic Bergen 33rd	11	1	10	10	0	11	1	10	10	0	11	0	0	0
Vicinity #11 Atlantic Bergen 34th	11	1	10	10	0	11	1	10	10	0	11	0	0	0
Vicinity #12 Atlantic Bergen 35th	11	1	10	10	0	11	1	10	10	0	11	0	0	0
Vicinity #13 Atlantic Bergen 36th	11	1	10	10	0	11	1	10	10	0	11	0	0	0
Vicinity #14 Atlantic Bergen 37th	11	1	10	10	0	11	1	10	10	0	11	0	0	0
Vicinity #15 Atlantic Bergen 38th	11	1	10	10	0	11	1	10	10	0	11	0	0	0
Vicinity #16 Atlantic Bergen 39th	11	1	10	10	0	11	1	10	10	0	11	0	0	0
Vicinity #17 Atlantic Bergen 40th	11	1	10	10	0	11	1	10	10	0	11	0	0	0
Vicinity #18 Atlantic Bergen 41st	11	1	10	10	0	11	1	10	10	0	11	0	0	0
Vicinity #19 Atlantic Bergen 42nd	11	1	10	10	0	11	1	10	10	0	11	0	0	0
Vicinity #20 Atlantic Bergen 43rd	11	1	10	10	0	11	1	10	10	0	11	0	0	0
Vicinity #21 Atlantic Bergen 44th	11	1	10	10	0	11	1	10	10	0	11	0	0	0
Vicinity #22 Atlantic Bergen 45th	11	1	10	10	0	11	1	10	10	0	11	0	0	0
Vicinity #23 Atlantic Bergen 46th	11	1	10	10	0	11	1	10	10	0	11	0	0	0
Vicinity #24 Atlantic Bergen 47th	11	1	10	10	0	11	1	10	10	0	11	0	0	0
Vicinity #25 Atlantic Bergen 48th	11	1	10	10	0	11	1	10	10	0	11	0	0	0
Vicinity #26 Atlantic Bergen 49th	11	1	10	10	0	11	1	10	10	0	11	0	0	0
Vicinity #27 Atlantic Bergen 50th	11	1	10	10	0	11	1	10	10	0	11	0	0	0
Vicinity #28 Atlantic Bergen 51st	11	1	10	10	0	11	1	10	10	0	11	0	0	0
Vicinity #29 Atlantic Bergen 52nd	11	1	10	10	0	11	1	10	10	0	11	0	0	0
Vicinity #30 Atlantic Bergen 53rd	11	1	10	10	0	11	1	10	10	0	11	0	0	0
Vicinity #31 Atlantic Bergen 54th	11	1	10	10	0	11	1	10	10	0	11	0	0	0
Vicinity #32 Atlantic Bergen 55th	11	1	10	10	0	11	1	10	10	0	11	0	0	0
Vicinity #33 Atlantic Bergen 56th	11	1	10	10	0	11	1	10	10	0	11	0	0	0
Vicinity #34 Atlantic Bergen 57th	11	1	10	10	0	11	1	10	10	0	11	0	0	0
Vicinity #35 Atlantic Bergen 58th	11	1	10	10	0	11	1	10	10	0	11	0	0	0
Vicinity #36 Atlantic Bergen 59th	11	1	10	10	0	11	1	10	10	0	11	0	0	0
Vicinity #37 Atlantic Bergen 60th	11	1	10	10	0	11	1	10	10	0	11	0	0	0
Vicinity #38 Atlantic Bergen 61st	11	1	10	10	0	11	1	10	10	0	11	0	0	0
Vicinity #39 Atlantic Bergen 62nd	11	1	10	10	0	11	1	10	10	0	11	0	0	0
Vicinity #40 Atlantic Bergen 63rd	11	1	10	10	0	11	1	10	10	0	11	0	0	0
Vicinity #41 Atlantic Bergen 64th	11	1	10	10	0	11	1	10	10	0	11	0	0	0
Vicinity #42 Atlantic Bergen 65th	11	1	10	10	0	11	1	10	10	0	11	0	0	0
Vicinity #43 Atlantic Bergen 66th	11	1	10	10	0	11	1	10	10	0	11	0	0	0
Vicinity #44 Atlantic Bergen 67th	11	1	10	10	0	11	1	10	10	0	11	0	0	0
Vicinity #45 Atlantic Bergen 68th	11	1	10	10	0	11	1	10	10	0	11	0	0	0
Vicinity #46 Atlantic Bergen 69th	11	1	10	10	0	11	1	10	10	0	11	0	0	0
Vicinity #47 Atlantic Bergen 70th	11	1	10	10	0	11	1	10	10	0	11	0	0	0
Vicinity #48 Atlantic Bergen 71st	11	1	10	10	0	11	1	10	10	0	11	0	0	0
Vicinity #49 Atlantic Bergen 72nd	11	1	10	10	0	11	1	10	10	0	11	0	0	0
Vicinity #50 Atlantic Bergen 73rd	11	1	10	10	0	11	1	10	10	0	11	0	0	0
Vicinity #51 Atlantic Bergen 74th	11	1	10	10	0	11	1	10	10	0	11	0	0	0
Vicinity #52 Atlantic Bergen 75th	11	1	10	10	0	11	1	10	10	0	11	0	0	0
Vicinity #53 Atlantic Bergen 76th	11	1	10	10	0	11	1	10	10	0	11	0	0	0
Vicinity #54 Atlantic Bergen 77th	11	1	10	10	0	11	1	10	10	0	11	0	0	0
Vicinity #55 Atlantic Bergen 78th	11	1	10	10	0	11	1	10	10	0	11	0	0	0
Vicinity #56 Atlantic Bergen 79th	11	1	10	10	0	11	1	10	10	0	11	0	0	0
Vicinity #57 Atlantic Bergen 80th	11	1	10	10	0	11	1	10	10	0	11	0	0	0
Vicinity #58 Atlantic Bergen 81st	11	1	10	10	0	11	1	10	10	0	11	0	0	0
Vicinity #59 Atlantic Bergen 82nd	11	1	10	10	0	11	1	10	10	0	11	0	0	0
Vicinity #60 Atlantic Bergen 83rd	11	1	10	10	0	11	1	10	10	0	11	0	0	0
Vicinity #61 Atlantic Bergen 84th	11	1	10	10	0	11	1	10	10	0	11	0	0	0
Vicinity #62 Atlantic Bergen 85th	11	1	10	10	0	11	1	10	10	0	11	0	0	0
Vicinity #63 Atlantic Bergen 86th	11	1	10	10	0	11	1	10	10	0	11	0	0	0
Vicinity #64 Atlantic Bergen 87th	11	1	10	10	0	11	1	10	10	0	11	0	0	0
Vicinity #65 Atlantic Bergen 88th	11	1	10	10	0	11	1	10	10	0	11	0	0	0
Vicinity #66 Atlantic Bergen 89th	11	1	10	10	0	11	1	10	10	0	11	0	0	0
Vicinity #67 Atlantic Bergen 90th	11	1	10	10	0	11	1	10	10	0	11	0	0	0
Vicinity #68 Atlantic Bergen 91st	11	1	10	10	0	11	1	10	10	0	11	0	0	0
Vicinity #69 Atlantic Bergen 92nd	11	1	10	10	0	11	1	10	10	0	11	0	0	0
Vicinity #70 Atlantic Bergen 93rd	11	1	10	10	0	11	1	10	10	0	11	0	0	0
Vicinity #71 Atlantic Bergen 94th	11	1	10	10	0	11	1	10	10	0	11	0	0	0
Vicinity #72 Atlantic Bergen 95th	11	1	10	10	0	11	1	10	10	0	11	0	0	0
Vicinity #73 Atlantic Bergen 96th	11	1	10	10	0	11	1	10	10	0	11	0	0	0
Vicinity #74 Atlantic Bergen 97th	11	1	10	10	0	11	1	10	10	0	11	0	0	0
Vicinity #75 Atlantic Bergen 98th	11	1	10	10	0	11	1	10	10	0	11	0	0	0
Vicinity #76 Atlantic Bergen 99th	11	1	10	10	0	11	1	10	10	0	11	0	0	0
Vicinity #77 Atlantic Bergen 100th	11	1	10	10	0	11	1	10	10	0	11	0	0	0
TOTAL	843	2	841	403	190	1,748	4,551	2,501	11	631	162	25	25	
TOTAL 1 YEAR AGO	866	16	850	328	176	1,497	4,215	1,966	14	629	189	30	18	

Hours in Conduct of Court:

1973-74 1972-73

Hours on Bench
Hours in Settlement Conferences
Total Hours10,181
942
11,1239,015
905
9,920

Source: Weekly reports of the Judges.

TABLE C-2

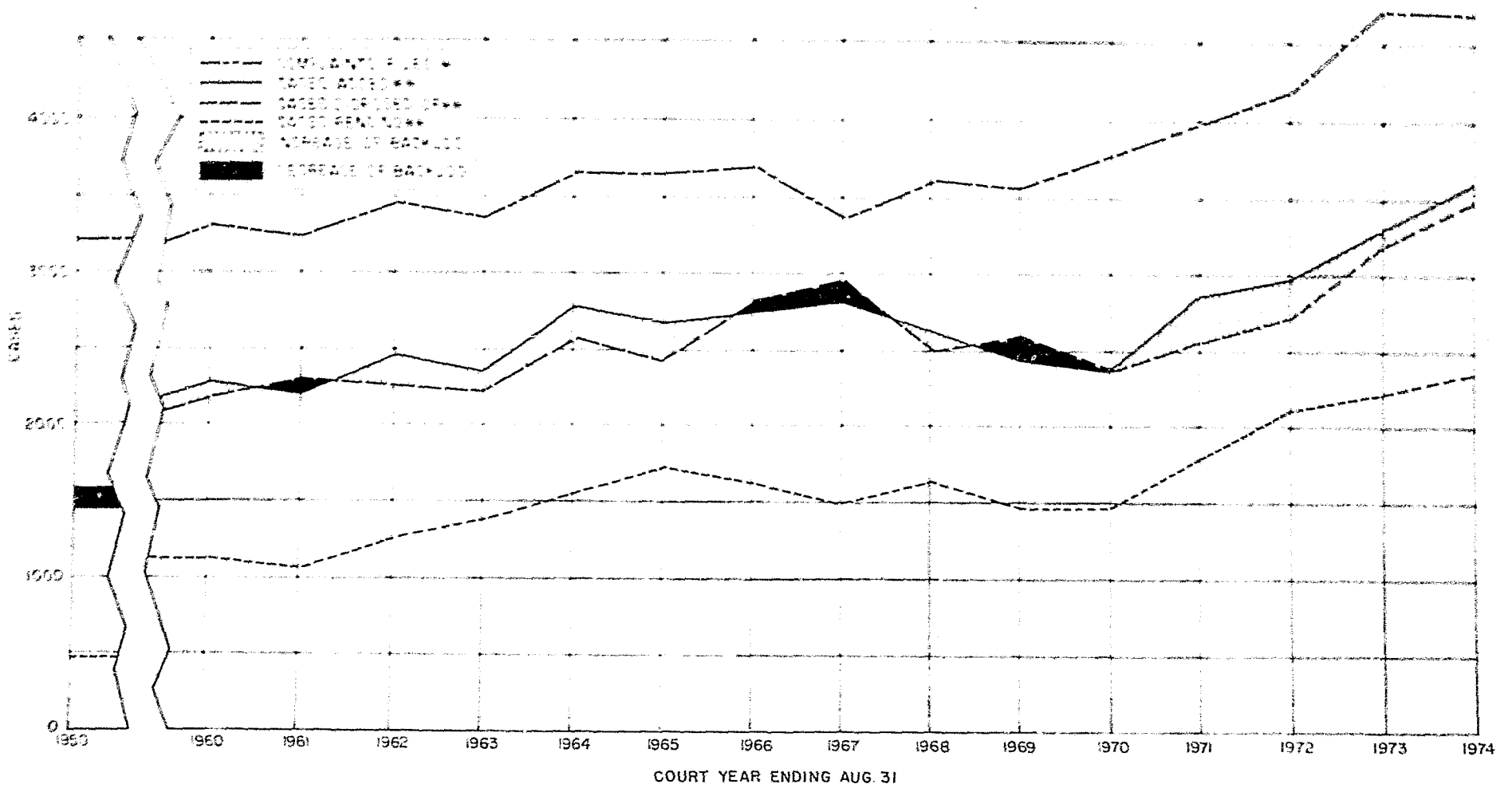
SUPERIOR COURT

GENERAL EQUITY

DISPOSITION OF CASES BY COUNTY

September 1, 1973 to August 31, 1974

COUNTY	COMPLAINTS FILED DURING PERIOD			Total Cases on Calendar** at Beginning of Period	Cases Added to Calendar**	Cases Disposed of	Total Cases on Calendar** at End of Period
	Foreclosure*	Other	Total				
Atlantic	224	175	399	110	135	114	131
Bergen	267	589	856	298	396	459	235
Burlington	453	175	628	66	136	92	110
Camden	828	337	1,165	112	242	165	189
Cape May	88	82	170	52	71	57	66
Cumberland	195	56	251	39	44	40	43
Essex	697	648	1,345	348	530	595	283
Gloucester	145	96	241	46	72	50	68
Hudson	297	255	552	151			



* EXCLUDING FORECLOSURES
 ** A CASE IS ADDED TO THE CALENDAR WHEN THE FIRST ANSWER IS FILED. UNCONTESTED FORECLOSURES, ESCHEATS AND RECEIVERSHIPS ARE NOT INCLUDED.
 SOURCE: TABLE C-2

TABLE C-3
 SUPERIOR COURT
 GENERAL EQUITY
 STATUS OF PENDING CASES BY COUNTY
 (AGES FROM DATE OF COMPLAINT)
 As of August 31, 1974

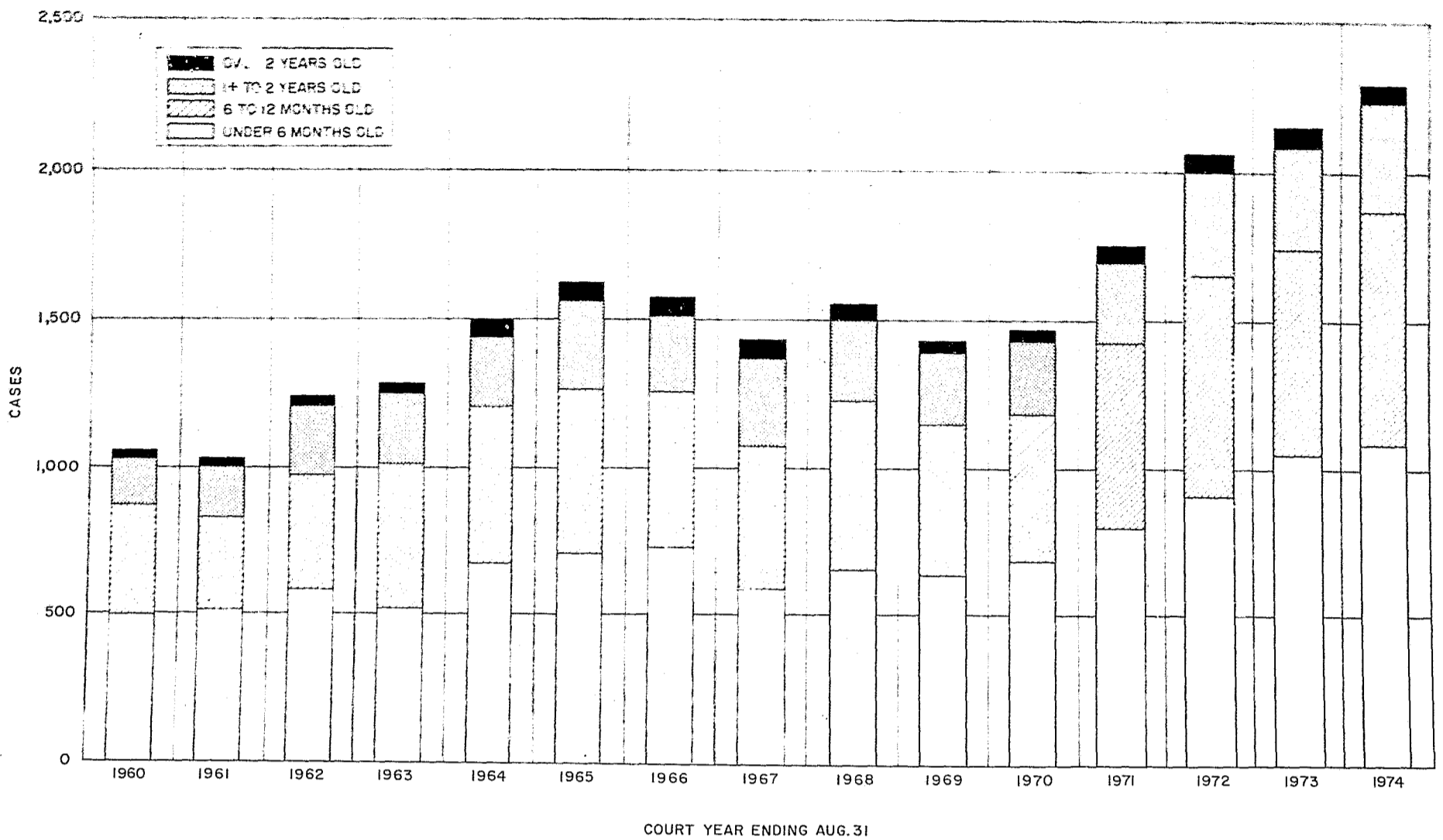
COUNTY	CASES ON CALENDAR		August 31, 1974			Under 6 Months		6 to 12 Months		1+ to 1½ Years		1½+ to 2 Years		2+ to 3 Years		Over 3 Years		% Over 1 Year
	Pretried	Not Pretried	Active	Inactive*	Total	Active	Inactive*	Active	Inactive*	Active	Inactive*	Active	Inactive*	Active	Inactive*	Active	Inactive*	
Atlantic	15	116	131	0	131	73	0	36	0	14	0	3	0	3	0	2	0	17%
Bergen	44	191	230	5	235	101	0	69	2	34	1	13	0	12	1	1	1	26%
Burlington	35	75	105	5	110	44	0	45	0	14	0	1	2	1	2	0	1	15%
Camden	60	129	181	8	189	82	0	69	1	22	3	8	1	0	2	0	1	17%
Cape May	4	62	66	0	66	42	0	19	0	4	0	1	0	0	0	0	0	8%
Cumberland	5	38	43	0	43	32	0	7	0	3	0	1	0	0	0	0	0	9%
Essex	109	174	279	4	283	112	1	96	0	40	2	18	0	9	0	4	1	25%
Gloucester	22	46	65	3	68	27	0	25	2	7	0	6	1	0	0	0	0	20%
Hudson	23	118	140	1	141	53	0	57	0	18	0	5	0	5	1	2	0	21%
Hunterdon	3	14	17	0	17	13	0	3	0	1	0	0	0	0	0	0	0	6%
Mercer	14	39	50	3	53	30	0	15	0	4	0	0	1	1	2	0	0	10%
Middlesex	33	55	88	0	88	42	0	37	0	4	0	4	0	1	0	0	0	10%
Monmouth	42	117	159	0	159	110	0	42	0	6	0	1	0	0	0	0	0	4%
Morris	46	129	171	4	175	65	0	63	0	24	1	15	0	2	2	2	1	25%
Ocean	36	126	160	2	162	75	0	68	1	9	1	6	0	2	0	0	0	11%
Passaic	50	117	166	1	167	81	0	52	0	17	0	10	0	5	0	1	1	20%
Salem	5	4	9	0	9	3	0	1	0	5	0	0	0	0	0	0	0	56%
Somerset	11	34	43	2	45	35	0	5	0	1	1	2	1	0	0	0	0	7%
Sussex	16	36	51	1	52	16	0	25	0	6	0	3	1	1	0	0	0	20%
Union	7	122	127	2	129	44	0	52	0	14	1	11	0	6	1	0	0	24%
Warren	5	18	22	1	23	9	0	7	0	3	0	3	0	0	0	0	1	27%
TOTAL	585	1,760	2,303	42	2,345	1,089	1	793	6	250	10	111	7	48	11	12	7	18%
TOTAL 1 YEAR AGO	523	1,686	2,160	29	2,209	1,061	0	701	4	250	4	102	5	53	9	13	7	19%

* Inactive cases are those which cannot be tried for reasons beyond the control of the Court and attorneys, such as Military List, enjoined proceedings, confinement of parties to hospital or institution, etc.

Source: Monthly Reports of the Judges

CHART NO. C-2
 SUPERIOR COURT - GENERAL EQUITY
 AGES OF ACTIVE CASES PENDING

COURT YEARS ENDING AUGUST 31, 1960 TO 1974



SOURCE: TABLE C-3

TABLE C-4

SUPERIOR COURT
 GENERAL EQUITY

MANNER OF DISPOSITION
 September 1, 1973 to August 31, 1974

County	Jury Trials ^{1/}		Non-Jury Trials ^{2/}		Settled, Dismissed or Discontinued Before Trial Commenced			Total Cases Disposed of
	Partially Tried	Tried to Completion	Partially Tried	Tried to Completion	Settled Prior to Trial	Dismissed Or Discontinued	Other Disp. (Transf'd. to Law Div., Consolidated with Other Cases, etc.)	
Atlantic	0	0	5	21	86	2	0	114
Bergen	0	0	43	72	134	86	124	459
Burlington	0	0	2	11	62	10	7	92
Camden	0	0	8	27	91	33	6	165
Cape May	0	0	0	8	48	1	0	57
Cumberland	0	0	0	4	33	2	1	40
Essex	0	0	24	194	192	109	76	595
Gloucester	0	0	3	9	34	4	0	50
Hudson	0	0	6	30	131	22	9	198
Hunterdon	0	0	5	12	16	7	2	42
Mercer	0	0	7	10	41	30	12	100
Middlesex	0	0	3	67	60	64	0	194
Monmouth	0	0	10	39	165	46	37	297
Morris	0	0	3	48	102	10	8	171
Ocean	0	0	6	22	109	45	21	203
Passaic	0	0	31	56	170	45	12	314
Salem	0	0	1	0	6	3	2	12
Somerset	0	0	10	4	32	29	6	81
Sussex	0	0	0	18	31	10	1	60
Union	1	0	6	32	31	103	24	197
Warren	0	1	1	6	18	1	1	28
TOTAL	1	1	174	690	1,592	662	349	3,469
TOTAL 1 YEAR AGO	0	9	245	636	1,085	688	517	3,180

^{1/} A case is considered disposed of by jury trial if the drawing of the jury is started even if thereafter it is settled or dismissed.
^{2/} A case is considered disposed of by non-jury trial if the opening is started, or, if the opening is waived, the first witness is sworn.

Source: Monthly Reports of the Judges.

JUDGES OF THE SUPERIOR COURT

CHANCERY DIVISION

MATRIMONIAL

Bergen County - Sitting at Hackensack

August W. Heckman (until 2/11/74)

Benedict E. Lucchi (Bergen County District Court Judge,
temporarily assigned effective 2/6/74)

Hudson County - Sitting at Jersey City

August W. Heckman (effective 2/11/74)

Robert F. McAlevy, Jr.

Passaic County - Sitting at Paterson

Salvatore J. Ruggiero

Morris, Sussex and Warren Counties - Sitting at Morristown

Kenneth C. MacKenzie (Morris County Juvenile & Domestic
Relations Court Judge, temporarily
assigned)

Essex County - Sitting at Newark

William A. Consodine (Retired 6/13/74)

Neil G. Duffy (Essex County Juvenile & Domestic
Relations Court Judge, temporarily
assigned 6/13/74)

Morris N. Hartman

Union County - Sitting at Elizabeth

H. Donald McKenzie (Union County Court Judge,
temporarily assigned)

Middlesex County - Sitting at New Brunswick

Joseph J. Takacs (Middlesex County District Court
Judge, temporarily assigned)

Monmouth County - Sitting at Freehold

Burton L. Funder (Monmouth County Juvenile &
Domestic Relations Court Judge,
temporarily assigned)

Hunterdon, Mercer and Somerset Counties - Sitting at Trenton,
Flemington and
Somerville

A. Warren Herrigel (Hunterdon County Court Judge,
temporarily assigned)

Ocean County - Sitting at Toms River

Henry H. Wiley (Ocean County Court Judge,
temporarily assigned)

Burlington County - Sitting at Mount Holly

Anthony P. Tunney, Jr. (Burlington County Juvenile &
Domestic Relations Court Judge,
temporarily assigned)

Camden and Gloucester Counties - Sitting at Camden

Paul A. Lowengrub (Camden County Court Judge,
temporarily assigned)

John F. Gerry (temporarily assigned 1/2/74)

Cumberland and Salem Counties - Sitting at Bridgeton

Frank J. Resta (Cumberland County Court Judge,
temporarily assigned)

Atlantic and Cape May Counties - Sitting at Atlantic City

George B. Francis

Saul Rischler, Standing Master (deceased 3/18/74)

TABLE C-5

SUPERIOR COURT - CHANCERY DIVISION

September 1, 1973 to August 31, 1974

MATRIMONIAL COMPLAINTS FILED

	Atlantic	Bergen	Burlington	Camden	Cape May	Cumberland	Essex	Gloucester	Hudson	Hunterdon	Mercer	Middlesex	Monmouth	Morris	Ocean	Passaic	Salem	Somerset	Sussex	Union	Warren	Total
Divorce	707	2408	978	1419	246	526	2497	489	1516	286	1213	1788	1746	1116	1029	1249	188	623	352	1402	290	22068
Maintenance	30	102	64	73	13	23	80	16	18	5	27	32	68	39	29	34	7	11	9	39	4	723
Nullity	12	73	15	11	4	7	47	6	43	8	21	40	32	24	22	23	4	12	7	23	3	437
Adoption	19	18	51	11	11	11	41	21	38	10	20	68	26	21	19	31	5	8	9	34	2	454
Custody	7	32	14	13	8	7	34	4	4	6	8	11	23	10	7	20	12	11	11	12	4	247
Mat. Injunction	2	5	4	1	2	6	9	1	6	4	7	2	2	3	3	1	2	2	2	4	1	68
Miscellaneous	10	32	10	11	3	3	24	7	8	9	9	14	23	15	17	3	9	6	6	8	2	226
TOTAL	787	2652	1103	1579	278	583	2732	544	1633	315	1302	1960	1920	1228	1121	1377	208	677	396	1522	306	24223
MATRIMONIAL DISMISSALS																						
Divorce	32	270	65	74	11	33	263	37	134	18	73	192	110	113	100	118	10	36	20	234	16	1959
Maintenance	6	21	10	3		3	16		21		6	13	8	4	9	3	1			15		139
Nullity	1	6	1	1			9		6	1	2	2		2	2	4		2		3		42
Adoption	1	1	1	1					3		1	2	2	1	1	3				1		14
Custody		11	1	1		1	1		4	1	1	6	2	1		3		3	1	2		38
Mat. Injunction		3	2		1	1	6		3			3		1	1	3	1	2		2	2	15
Miscellaneous	2	13	5			6		3			3		2		3		2	2		4	2	52
TOTAL	41	325	84	80	12	37	295	37	171	20	86	228	122	123	112	131	12	43	21	261	18	2259
MATRIMONIAL JUDGMENTS																						
Divorce	591	2155	883	1376	190	445	2280	428	1230	213	974	1582	1550	1024	828	1214	184	692	242	1297	250	19628
Maintenance	2	6	3	3			14			1	2	2	12	3		1				6	1	55
Nullity	3	38	13	11	4	3	34	7	17	8	6	20	20	13	15	10		7	3	16	4	252
Adoption	18		17	44	3	10	38	15	27	6	16	54	25	21	20	28	5	7	9	28	5	396
Custody	2	2	2	5	2	1	8	2			1	4	4	2	1	2		3	3	3	7	44
Mat. Injunction							1				1	1						2	2	1	1	44
Miscellaneous	1	7	2	2			4		2		1	2		8	4	1	2	2	2	7	4	44
TOTAL	617	2208	920	1441	199	459	2379	452	1276	228	1000	1663	1611	1071	864	1259	191	712	256	1358	260	20424

MATRIMONIAL ACTIONS APPROVED FOR TRIAL

September 1, 1973 - August 31, 1974

Type of Action:	Number	Cost
Separate Maintenance	290	
Divorce from bed and board	6	296
Divorce:		
Adultery	888	
Incest	3,503	
Extreme Cruelty	3,946	
Separation	10,879	
Drunkenness	221	
Renal Illness	24	
Drugs	21	
Imprisonment	25	
Sex Deviant	12	
Nullity of Marriage:		19,519
Fraud	250	
Non-age	58	
Incapacity	3	
Bigamy	99	
Impotence	17	
No Intent	5	432
Custody	54	
Accounting	7	
Injunction	4	
Violation	5	
Enforce Agreement	15	
Support	14	
Relief	2	
Partition	3	
Set aside decree	2	
Reversion	1	
Special performance	1	
Type of Service:		114
Personal within State		
Personal out of State	14,197	
Injunction and service of copy	1,462	
Injunction and special service	716	
Acknowledgment	775	
Appearance	2,014	
Answer	566	
Order to show cause	629	
Order Instituted by:		20,361
Wife		
husband	13,047	
	7,314	
		20,361

TABLE C-7
PROCEEDINGS IN THE SUPERIOR COURT
CHANCERY DIVISION
MATRIMONIAL
September 1, 1973 to August 31, 1974

Vicinage	Trials Concluded			Settlements with Aid of Court		Pretrials	Motions		Contempt	Duration of Trials Concluded			
	Total	Jury	Non-Jury	Before Trial	During Trial		Contested	Uncontested		Up to 1 day	1 day + to 3 days	3 days + to 5 days	Over 5 days
Vicinage #1 Bergen Hudson Passaic	4,931	14	4,917	33	23	5	4,277	719	64	4,775	128	14	14
Vicinage #2 Morris Sussex Warren	1,565	1	1,564	2	1	3	1,126	517	38	1,514	29	1	21
Vicinage #3 Essex Union	3,761	53	3,708	3	4	16	2,814	555	5	3,745	11	4	1
Vicinage #4 Middlesex	1,692	10	1,682	1	0	0	683	508	408	1,686	5	1	0
Vicinage #5 Monmouth	1,542	6	1,536	34	1	0	852	812	179	1,460	23	59	0
Vicinage #6 Hunterdon Mercer Somerset	1,927	31	1,896	35	35	43	962	345	493	1,653	177	96	1
Vicinage #7 Ocean	846	25	821	0	1	1	746	207	22	821	23	1	1
Vicinage #8 Burlington Camden Gloucester Salem	2,836	17	2,819	0	1	8	1,518	672	2	2,579	255	2	0
Vicinage #9 Atlantic Cape May Cumberland	1,382	32	1,350	3	1	17	553	152	1	1,366	16	0	0
TOTAL	20,482	189	20,293	111	67	93	13,531	4,487	1,212	19,599	667	178	38
TOTAL 1 YEAR AGO	23,037	58	22,979	42	37	122	11,632	4,051	1,467	22,845	167	13	12

Hours in Conduct of Court: 1973-74 1972-73
 Hours on Bench 21,978 19,938
 Hours in Settlement Conferences 1,251 864
 Total Hours 23,229 20,802

Source: Weekly reports of the Judges.

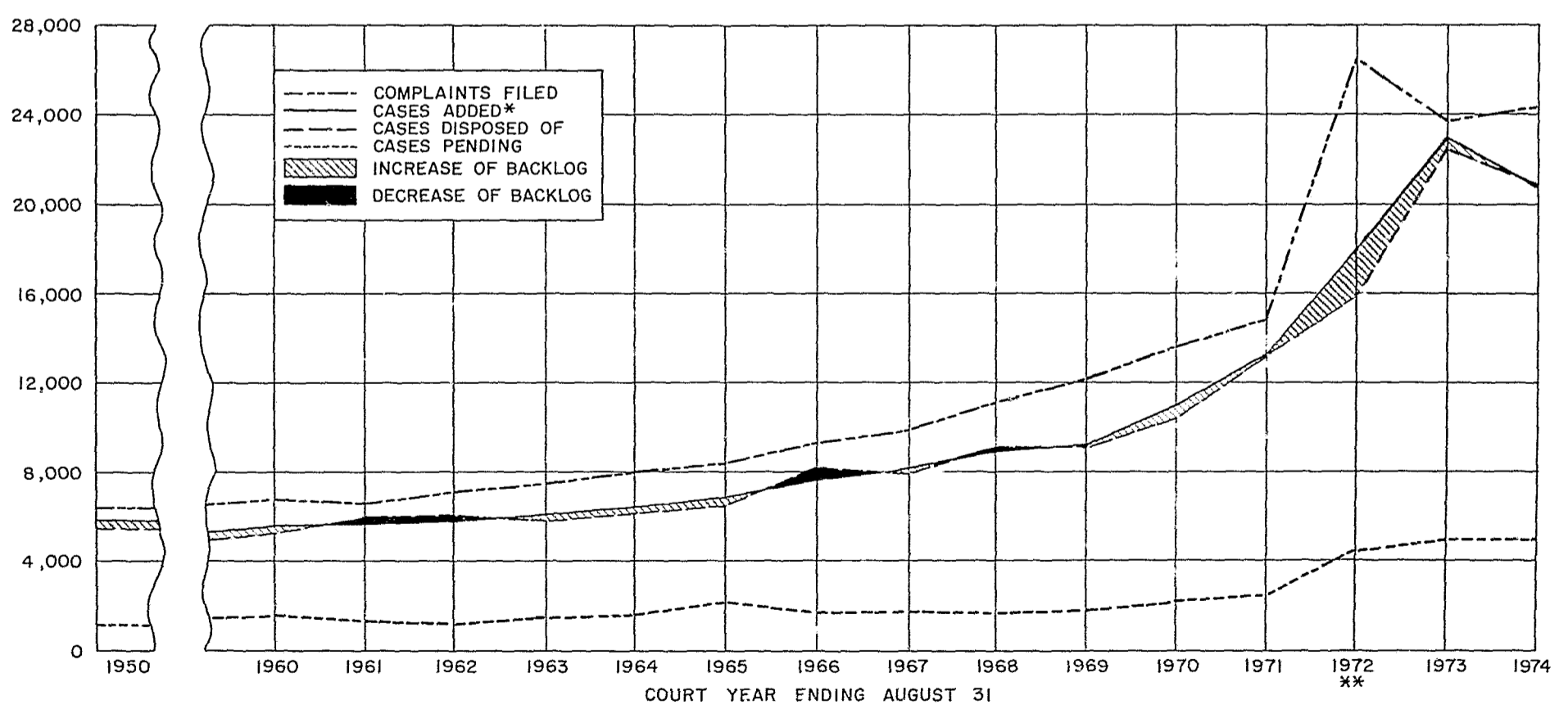
COUNTY	COMPLAINTS FILED	Total Cases on Calendar* of Beginning of Period	Cases Added to Calendar*	Cases Disposed of	Total Cases on Calendar* at End of Period
Atlantic	427	135	602	327	412
Bergen	2,433	333	2,157	1,374	1,392
Burlington	1,203	337	866	333	1,273
Camden	1,875	538	1,337	1,426	1,049
Cape May	278	32	246	153	157
Cumberland	280	6	274	153	127
Essex	2,733	122	2,611	1,433	1,178
Gloucester	546	135	411	154	387
Hudson	1,632	372	1,260	1,326	309
Hunterdon	212	93	119	351	76
Mercer	1,305	246	1,059	1,034	261
Middlesex	1,960	148	1,712	1,668	193
Monmouth	1,925	519	1,406	1,653	495
Morris	1,224	191	1,033	1,078	346
Ocean	1,121	277	844	866	279
Passaic	1,378	300	1,078	1,247	304
Salem	206	5	195	181	19
Somerset	677	325	352	736	164
Sussex	397	101	296	245	119
Union	1,522	248	1,274	1,454	266
Warren	305	53	252	265	23
TOTAL	24,223	4,993	20,790	20,808	4,975
TOTAL 1 YEAR AGO	23,787	4,489	22,923	22,387	35

* The Calendar is the list of cases which have been approved for trial.

Source: Monthly Reports of the Judges and annual data from the Clerk of the Superior Court.

CHART NO. C-3
 SUPERIOR COURT-MATRIMONIAL

COURT YEARS ENDING AUGUST 31
 1960 TO DATE COMPARED WITH 1950



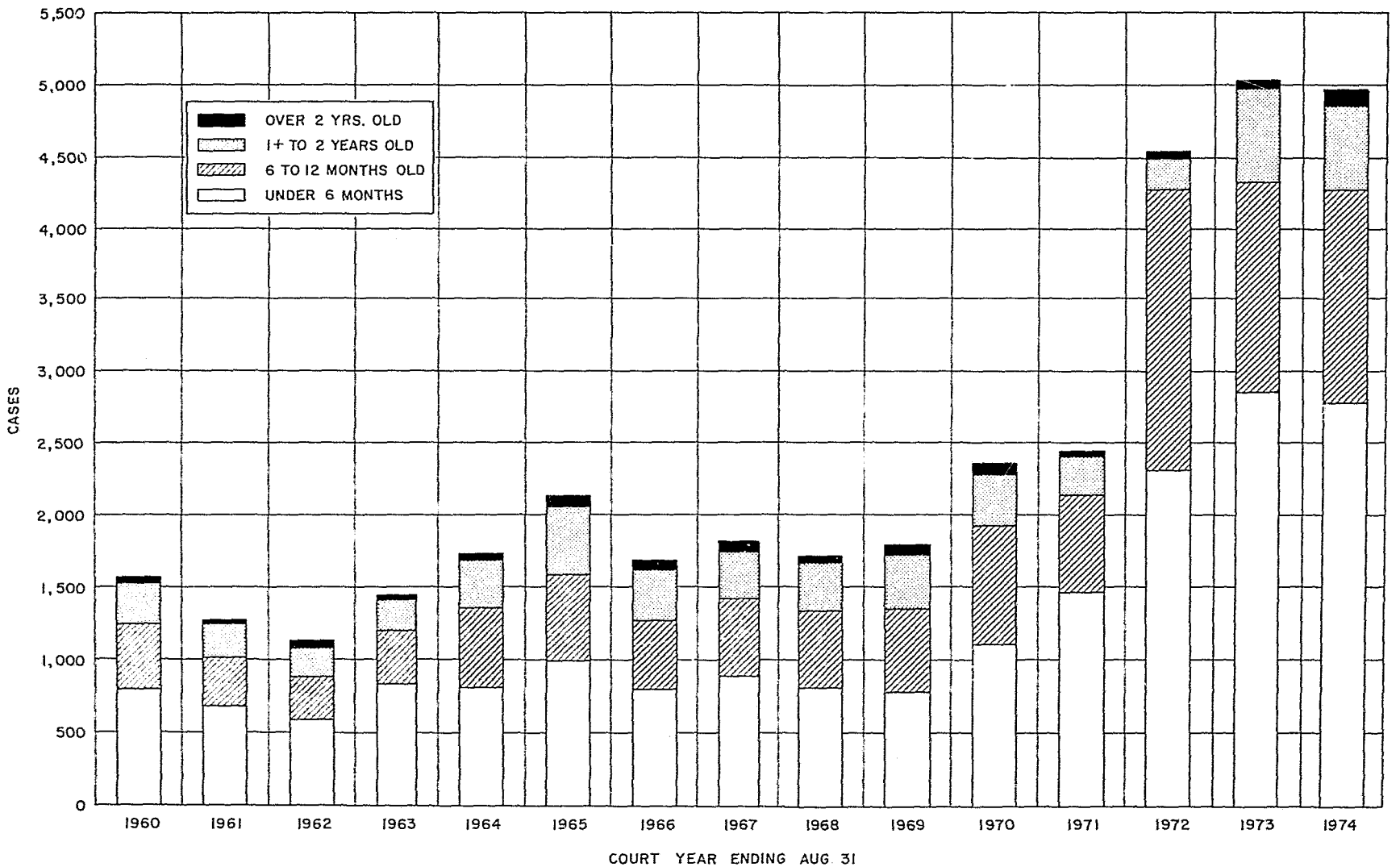
* MATRIMONIAL CASES ARE ADDED TO THE CALENDAR WHEN NOTICE OF APPROVAL FOR TRIAL UNDER R.4:79-1 HAS BEEN RECEIVED, R.4:36-2.
 ** THE SHARP INCREASE IN THE MATRIMONIAL CASE LOAD IN 1972 IS LARGELY ATTRIBUTABLE TO THE ENACTMENT OF NEW DIVORCE LAWS EFFECTIVE SEPTEMBER 13, 1971

SOURCE: TABLE C-8

COUNTY	CASES ON CALENDAR				ACTIVE CASES*				INACTIVE CASES*				TOTAL CASES					
	Contested	Uncontested	Active	Inactive	Total	Active	Inactive	Active	Inactive	Total	Active	Inactive	Active	Inactive	Total			
Atlantic			
Bergen			
Essex	112	131	31	0	274	133	0	141	0	274	133	0	141	0	274			
Gloucester	115	35	324	0	474	324	0	324	0	648	324	0	324	0	648			
Hudson	140	154	307	0	601	307	0	307	0	614	307	0	307	0	614			
Hunterdon	54	37	78	0	159	78	0	78	0	159	78	0	78	0	159			
Mercer	113	113	113	0	226	113	0	113	0	226	113	0	113	0	226			
Middlesex	211	78	137	0	426	137	0	137	0	426	137	0	137	0	426			
Monmouth	201	270	435	0	906	435	0	435	0	906	435	0	435	0	906			
Morris	140	134	285	0	559	285	0	285	0	559	285	0	285	0	559			
Ocean	147	124	318	0	629	318	0	318	0	629	318	0	318	0	629			
Passaic	193	111	304	0	604	304	0	304	0	604	304	0	304	0	604			
Salem	2	17	19	0	39	19	0	19	0	39	19	0	19	0	39			
Somerset	120	44	164	0	328	164	0	164	0	328	164	0	164	0	328			
Sussex	50	69	119	0	238	119	0	119	0	238	119	0	119	0	238			
Union	142	124	265	1	532	265	1	266	0	532	266	0	266	0	532			
Warren	7	16	23	0	46	23	0	23	0	46	23	0	23	0	46			
TOTAL	2,629	2,346	4,958	17	9,975	2,772	6	1,506	3	448	4	124	2	93	2	15	0	14%
TOTAL 1 YEAR AGO	2,812	2,223	5,026	9	5,035	2,855	1	1,471	0	551	5	110	0	34	3	5	0	14%

* Inactive cases are those which cannot be tried for reasons beyond the control of the Court and attorneys, such as Military List, enjoined proceedings, confinement of parties to hospital or institution, etc.
Source: Monthly Reports of the Judges.

CHART NO. C-4
SUPERIOR COURT - MATRIMONIAL
AGES OF ACTIVE CASES PENDING, AUGUST 31, 1960 TO 1974



NOTE: DATA ON AGES IN PRIOR YEARS NOT COMPARABLE
SOURCE TABLE C-9

Bergen County, Continued

County Court

William J. Arnold
 John J. Cariddi
 Thomas L. Franklin (temporarily assigned to Essex County)
 Fred C. Galda (appointed to Superior Court
 11/7/73)
 James F. Madden
 John T. Mooney
 James J. Petrella
 Sylvia B. Pressler (effective 9/10/73)
 Alfred D. Schiaffo (effective 11/30/73)
 Harvey Smith
 Stephen Toth (retired 11/1/73)
 Edward J. Van Tassel

BURLINGTON COUNTY Superior Court

Edward V. Martino - Assignment Judge
 W. Thomas McGann
 J. Gilbert VanSciver, Jr. (effective 12/3/73)
 Alexander C. Wood III (effective 8/5/74)

Burlington County, Continued

County Court

Herman Belopolsky
 Dominick J. Ferrelli (effective 1/2/74)
 Paul R. Kramer
 J. Gilbert Van Sciver, Jr. (appointed to Superior
 Court 12/3/73)
 Alexander C. Wood III (appointed to Superior Court
 8/5/74)

CAMDEN COUNTY

Superior Court

Charles A. Rizzi - Assignment Judge
 William G. Bischoff (appointed to Appellate Division
 11/16/73)
 R. Cooper Brown
 John F. Gerry (effective 9/13/73)
 Louis L. Goldman
 Philip A. Guccio (temporarily assigned 2/4/74)
 Norman Heine
 Robert B. Johnson (retired 3/9/74)
 William E. Peel (effective 9/13/73)

Camden County, Continued

County Court

A. Donald Bigley (effective 9/19/73)
 Peter J. Coruzzi
 John F. Gerry (appointed to Superior Court 9/13/73)
 Frank C. Italiano (effective 12/6/73)
 Michael P. King
 Paul A. Lowengrub (temporarily assigned to Superior Court, Chancery Division, Matrimonial Division)
 William E. Peel (appointed to Superior Court 9/13/73)
 Leon A. Wingate, Jr.

CAPE MAY COUNTY

Superior Court

Herbert Horn - Assignment Judge

County Court

Nathan C. Staller

CUMBERLAND COUNTY

Superior Court

Herbert Horn - Assignment Judge
 Philip A. Gruccio (effective 10/2/73; temporary assignment to Camden County 2/4/74)

Cumberland County, Continued

County Court

Harry Adler (retired 1/2/74)
 William Gallner
 Philip A. Gruccio (appointed to Superior Court 10/2/73)
 Edward S. Miller (effective 10/5/73)
 Paul R. Porreca (effective 1/3/74)
 Frank J. Testa

ESSEX COUNTY

Superior Court

James R. Giuliano - Assignment Judge (retired 6/18/74)
 Arthur J. Blake - Assignment Judge (effective 6/18/74)
 Charles S. Barrett, Jr.
 William J. Camarata
 Van Y. Clinton
 Sam A. Colarusso
 Joseph N. Donatelli
 Arthur C. Dwyer (effective 8/31/73)
 Ralph L. Fusco
 Herman D. Michels (to Appellate Division 4/10/74)
 Leon S. Milmed
 Sonia Morgan (effective 4/1/74)
 James T. Owens

Essex County, Superior Court, Continued

Nicholas Scalera (effective 8/1/74)

Joseph B. Sugrue

Peter Thomas (effective 11/30/73)

Jacob L. Triarsi

County Court

Stanley G. Bedford

F. Michael Caruso

Neil G. Duffy (effective 8/14/74, temporarily assigned to Superior Court, Chancery Division, Matrimonial)

Charles M. Egan, Jr. (temporarily assigned from Morris County Court)

Julius A. Feinberg (effective 8/1/74)

Thomas L. Franklin (temporarily assigned from Bergen County Court)

Joseph Harrison (retired 6/10/74)

Francis W. Hayden (deceased 1/6/74)

George P. Helfrich (temporarily assigned from Morris County Court)

Harry A. Margolis

John A. Marzulli

Sonia Morgan (appointed to Superior Court 4/1/74)

Nicholas Scalera (appointed to Superior Court 8/1/74)

Essex County Court, continued

Marilyn L. Schauer

June Strelecki (effective 4/30/74)

Leo Yanoff

GLOUCESTER COUNTY

Superior Court

Charles A. Rizzi - Assignment Judge

County Court

Ernest L. Alvino

Paul F. Cunard

R. Edward Klaisz

William B. Kramer

HUDSON COUNTY

Superior Court

Samuel A. Larner - Assignment Judge

Lawrence Bilder

Theodore I. Botter

Geoffrey Gaulkin

Frank G. Hahn

Joseph P. Hanrahan

Thomas S. O'Brien (until 1/2/74)

Robert E. Tarleton

Joseph M. Thuring

Frank A. Verga

Maurice A. Walsh

Hudson County, Continued

County Court

Richard F. Connors

James H. Dowden

Edward F. Hamill

Arthur J. O'Dea (retired; temporarily assigned
1/2/74 to 3/1/74)

Raymond W. Young

HUNTERDON COUNTY

Superior Court

George Y. Schoch - Assignment Judge

County Court

Thomas J. Beetel

A. Warren Herrigel

MERCER COUNTY

Superior Court

George Y. Schoch - Assignment Judge

A. Jerome Moore

Arthur A. Salvatore

County Court

Richard J. S. Barlow, Jr.

Clifton C. Bennett

Hervey S. Moore, Jr. (effective 9/24/73)

Mercer County, continued - County Court, continued

J. Wilson Noden

Daniel A. O'Donnell

Theodore T. Tams, Jr.

MIDDLESEX COUNTY

Superior Court

Leon Gerofsky - Assignment Judge

Theodore Appleby

Samuel H. Convery

Cuddie E. Davidson, Jr. (Until 1/2/74)

Joseph F. Deegan

John C. Demos

David D. Furman

Morton I. Greenberg (effective 9/28/73)

Charles M. Morris, Jr.

C. John Stroumtsos

County Court

John E. Bachman

Joseph F. Bradshaw

Herman L. Breitkopf

Richard S. Cohen (effective 11/30/73)

Alan A. Rockoff

Abe S. Schwartz

MONMOUTH COUNTY

Superior Court

M. Raymond McGowan - Assignment Judge

Louis R. Aikins

Walter H. Conklin (retired 2/29/74)

Alton V. Evans (retired 8/8/74)

Patrick J. McGann, Jr.

Andrew A. Salvest

Thomas L. Yaccarino

County Court

John P. Arnone

Donald J. Cunningham

Marshall B. Selikoff

William T. Wichmann

MORRIS COUNTY

Superior Court

John L. Ard - Assignment Judge

Scott M. Long, Jr.

Bertram Polow (effective 8/1/74)

County Court

Edward F. Broderick

John D. Collins

Charles M. Egan, Jr. (temporarily assigned to
Essex County)

Morris County, County Court, continued

Jacques H. Gascoyne

George P. Helfrich (temporarily assigned to
Essex County)

Bertram Polow (temporarily assigned Presiding
Judge, Essex County Juvenile
Domestic Relations Court 1/30/74;
appointed to Superior Court 8/1/74)

OCEAN COUNTY

Superior Court

Edward V. Martino - Assignment Judge

William E. O'Connor, Jr. (effective 8/5/74)

County Court

Mark Addison

Robert H. Doherty, Jr.

William H. Huber

Harold Kaplan

William E. O'Connor, Jr. (appointed to Superior
Court 8/5/74)

Henry H. Wiley

PASSAIC COUNTY

Superior Court

Charles S. Joelson - Assignment Judge

Samuel Doan

Edward P. Johnson

Theodore D. Rosenberg

Irving I. Rubin

County Court

Joseph M. Harrison

William J. Marchese

Thomas R. Rumana

Joseph J. Salerno

Louis Schwartz

Stephen Toth (retired; temporarily assigned
1/7/74 to 2/15/74)

William J. Woods

SALEM COUNTY

Superior Court

Herbert Horn - Assignment Judge

County Court

Joseph Narrow

SOMERSET COUNTY

Superior Court

George Y. Schoch - Assignment Judge

Arthur S. Meredith

County Court

Wilfred P. Diana (effective 1/2/74)

Paul E. Feiring (resigned 1/2/74)

Robert E. Gaynor

B. Thomas Leahy

SUSSEX COUNTY

Superior Court

John L. Ard - Assignment Judge

County Court

James M. Barry

Frederick G. Weber

UNION COUNTY

Superior Court

John A. Ackerman - Assignment Judge

Harold A. Ackerman

Cuddie E. Davidson (effective 1/2/74)

V. William DiBuono

Frederick C. Kentz, Jr.

Harry V. Osborne, Jr.

Chester A. Weidenburner

Union County, continued

County Court

James H. Coleman, Jr.

Edward W. McGrath

A. Donald McKenzie (temporarily assigned to Superior Court, Chancery Division, Matrimonial)

E. Donald Steinbrugge

John P. Walsh

W. Fillmore Wood

WARREN COUNTY

Superior Court

John L. Ard - Assignment Judge

County Court

Paul Aaroe

Martin Bry-Nildsen, Jr.

TABLE D-1

PROCEEDINGS IN THE SUPERIOR AND COUNTY COURTS

CIVIL MATTERS

September 1, 1973 to August 31, 1974

County	Trials Concluded*			Settlements with Aid of Court		Pretrials	Motions		Duration of Trials Concluded			
	Total	Jury	Non-Jury	Before Trial	During Trial		Contested	Un-Contested	Up to 1 day	1 day + to 3 days	3 days + to 5 days	Over 5 days
Atlantic	105	69	36	95	52	41	412	444	67	32	4	2
Bergen	1,177	518	659	1,269	212	786	3,125	2,746	843	269	46	19
Burlington	208	101	107	271	35	205	422	868	145	55	0	0
Camden	311	114	197	677	53	296	1,049	3,459	207	84	15	5
Cape May	31	15	16	18	12	38	105	172	21	9	1	0
Cumberland	58	18	40	87	18	121	260	502	37	17	4	0
Essex	1,221	705	516	1,021	388	775	2,498	2,483	790	367	41	23
Gloucester	125	84	41	122	22	89	187	526	74	45	4	2
Hudson	693	467	226	1,051	232	362	849	1,997	362	210	113	8
Hunterdon	42	19	23	16	7	146	107	14	23	14	3	2
Mercer	167	93	74	84	35	116	543	847	100	49	15	3
Middlesex	867	537	330	1,477	142	406	1,381	3,343	585	251	26	5
Monmouth	653	386	267	680	193	207	1,004	2,298	486	132	25	10
Morris	260	116	144	164	44	230	668	529	172	62	15	11
Ocean	145	71	74	442	36	223	422	946	67	75	2	1
Passaic	391	264	127	789	121	254	971	1,193	265	113	5	8
Salem	17	8	9	20	7	18	36	70	13	3	1	0
Somerset	193	85	108	157	25	216	314	473	114	64	8	7
Sussex	42	21	21	43	11	66	71	85	22	17	3	0
Union	453	236	217	1,569	90	381	1,007	1,441	289	135	19	10
Warren	38	8	30	8	0	40	59	32	34	4	0	0
TOTAL	7,197	3,935	3,262	10,060	1,735	5,016	15,490	24,468	4,716	2,007	358	116
TOTAL 1 YEAR AGO	8,890	5,092	3,798	10,568	2,076	5,140	14,550	26,096	6,215	2,328	240	107

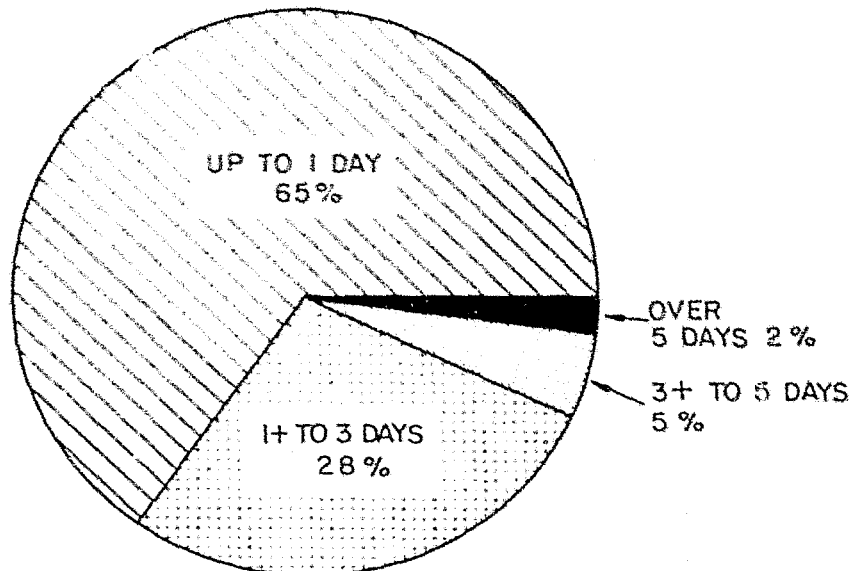
Hours in Conduct of Court:	1973-74	1972-73
Hours on Bench	58,184	59,177
Hours in Settlement Conferences	15,424	14,987
Total Hours	73,608	74,164

*Does not include trials continued from one week to another.
Source: Weekly reports of the Judges.

CHART NO D-1

LAW DIVISION OF THE SUPERIOR AND COUNTY COURTS
 DURATION OF CIVIL TRIALS CONCLUDED
 SEPTEMBER 1, 1973 TO AUGUST 31, 1974

COUNTY	TOTAL CIVIL TRIALS	DURATION OF TRIALS CONCLUDED			
		UP TO 1 DAY	1+ TO 3 DAYS	3+ TO 5 DAYS	OVER 5 DAYS
ATLANTIC	105	64%	30%	4%	2%
BERGEN	1,177	72%	23%	4%	1%
BURLINGTON	208	70%	26%	4%	0%
CAMDEN	311	66%	27%	5%	2%
CAPE MAY	31	68%	29%	3%	0%
CUMBERLAND	58	64%	29%	7%	0%
ESSEX	1,221	65%	30%	3%	2%
GLOUCESTER	125	59%	36%	3%	2%
HUDSON	693	52%	30%	17%	1%
HUNTERDON	42	55%	33%	7%	5%
MERCER	167	60%	29%	9%	2%
MIDDLESEX	867	67%	29%	3%	1%
MONMOUTH	653	74%	20%	4%	2%
MORRIS	260	66%	24%	6%	4%
OCEAN	145	46%	52%	1%	1%
PASSAIC	391	68%	29%	1%	2%
SALEM	17	76%	18%	6%	0%
SOMERSET	193	59%	33%	4%	4%
SUSSEX	42	52%	41%	7%	0%
UNION	453	64%	30%	4%	2%
WARREN	38	89%	11%	0%	0%
TOTAL	7,197	65%	28%	5%	2%
TOTAL 1 YEAR AGO	8,890	70%	26%	3%	1%



STATE TOTALS, 1973-74

SOURCE: TABLE D-1

TABLE D-2
 SUPERIOR AND COUNTY COURTS
 MONEY JUDGMENTS
 September 1, 1973 to August 31, 1974

COUNTY	Up to \$100 Inc.		\$100.01 to \$500		\$500.01 to \$1000		\$1000.01 to \$1500		\$1500.01 to \$2000		\$2000.01 to \$3000		\$3000.01 to \$4000		\$4000.01 to \$5000		\$5000.01 to \$10,000		\$10,000.01 and Up		Total	
	Auto Neg.	Other	Auto Neg.	Other	Auto Neg.	Other	Auto Neg.	Other	Auto Neg.	Other	Auto Neg.	Other	Auto Neg.	Other	Auto Neg.	Other	Auto Neg.	Other	Auto Neg.	Other	Auto Neg.	Other
Atlantic	0	2	1	5	9	5	5	10	3	8	5	15	13	27	9	23	20	61	8	28	73	184
Bergen	1	8	7	92	14	114	19	61	12	64	23	93	31	132	32	116	66	259	68	267	273	1,206
Burlington	0	1	0	28	5	16	4	19	7	15	5	36	12	46	4	30	22	70	17	50	76	311
Camden	1	2	3	8	8	16	15	24	9	30	21	34	23	95	20	88	53	140	17	122	170	559
Cape May	0	0	0	3	3	6	0	7	0	4	4	9	3	23	2	6	3	31	3	20	18	109
Cumberland	1	1	2	6	2	4	2	8	1	4	0	7	4	21	4	12	14	41	5	30	35	134
Essex	5	8	11	57	25	94	53	71	35	67	71	90	50	203	38	180	146	392	78	357	512	1,519
Gloucester	1	0	0	0	2	4	1	5	4	7	7	10	4	19	4	14	12	36	10	18	45	113
Hudson	0	3	12	25	22	40	28	20	25	22	47	46	26	67	27	62	81	129	50	266	318	680
Hunterdon	0	0	0	9	0	6	0	8	0	4	0	9	1	7	0	12	2	26	5	12	8	93
Mercer	1	1	0	34	8	37	9	19	7	12	7	21	13	58	11	37	20	56	25	55	101	330
Middlesex	0	0	3	32	14	91	12	35	17	28	39	58	23	81	24	62	88	157	80	130	300	674
Monmouth	2	5	6	31	13	41	20	18	12	19	37	59	22	88	29	88	49	144	41	132	231	625
Morris	0	1	3	30	6	38	2	14	1	23	7	28	9	49	10	49	27	96	19	98	84	426
Ocean	0	1	2	13	1	32	10	15	3	21	7	21	10	48	2	39	28	93	19	85	82	368
Passaic	0	4	9	65	17	69	26	43	15	35	13	65	16	96	7	66	46	141	28	121	177	705
Salem	0	0	0	1	0	5	0	3	1	2	0	4	1	5	3	4	2	5	6	4	13	33
Somerset	0	0	1	24	2	26	4	14	2	13	5	28	2	33	6	36	11	61	14	77	47	312
Sussex	0	1	0	9	1	10	2	4	0	4	1	7	1	13	0	10	8	16	5	17	18	91
Union	0	6	7	47	11	55	27	36	12	21	16	42	27	77	11	83	47	139	37	130	195	636
Warren	0	0	0	3	1	7	0	3	1	2	2	0	0	4	0	8	1	12	5	10	10	49
TOTAL	12	44	67	522	164	716	239	437	167	405	317	682	291	1,192	243	1,025	746	2,105	540	2,029	2,786	9,157
TOTAL 1 YEAR AGO	17	46	119	451	295	610	301	418	271	370	438	637	353	1,032	311	886	808	1,713	604	1,543	3,517	7,706

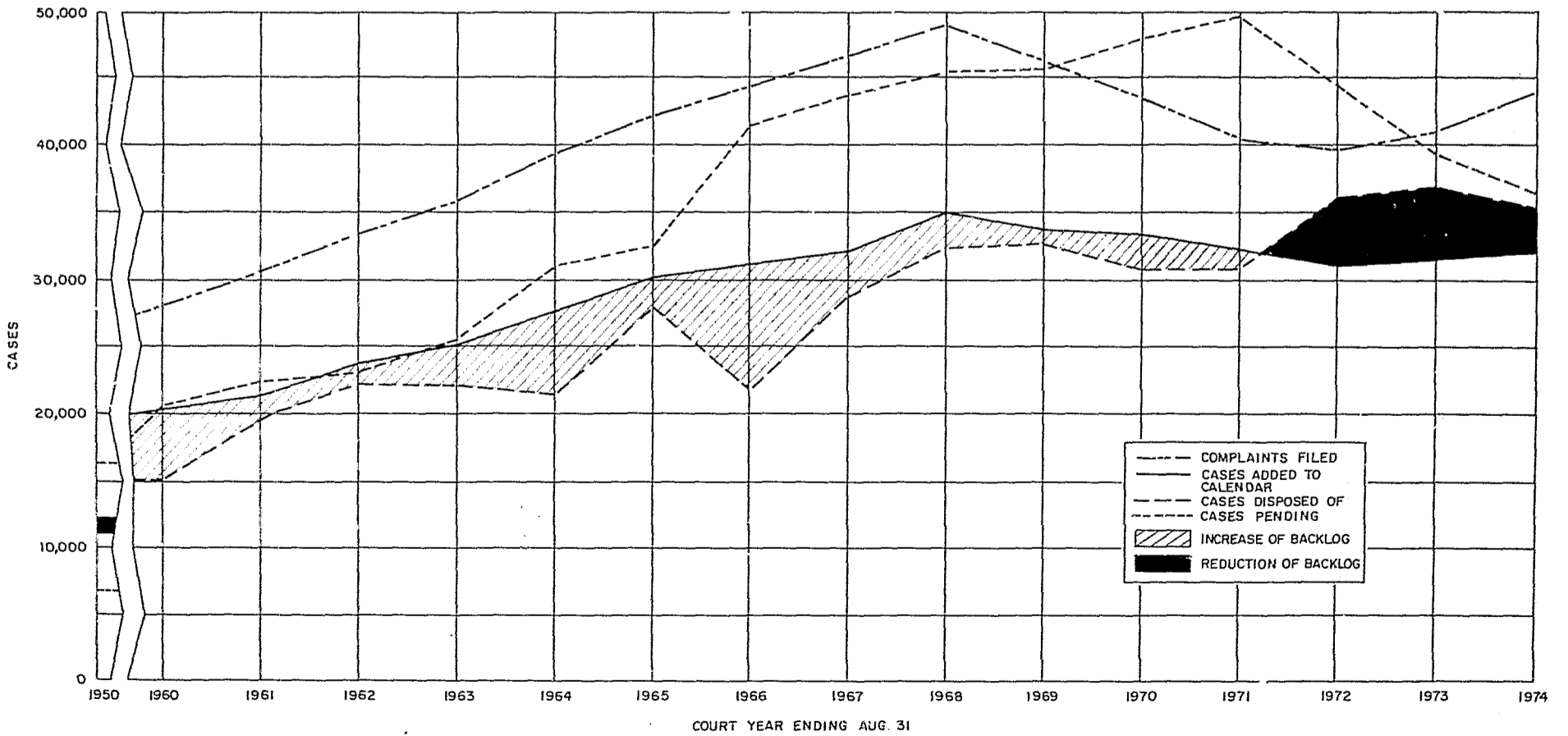
Source: Superior and County Clerks' Offices

TABLE D-1
 AN ANALYSIS OF THE CIVIL CASES WHICH REACHED
 THE CALENDAR FROM THE DISTRICT AND CHANCERY DIVISIONS
 FEBRUARY 1, 1960 TO AUGUST 31, 1974

County	Complaints Filed During This Period		Cases Added to Calendar at Beginning of This Period			Cases Added to Calendar During This Period			Cases Added by Transfers at Reinstatement			Total New Cases, Districts and Reinstatements			Total Calendar of Cases for This Period			Total Cases Disposed of During This Period			Total Cases in Calendar at End of This Period				
	Superior Court	County Court	Auto Reg.	Other	Total	Auto Reg.	Other	Total	Auto Reg.	Other	Total	Auto Reg.	Other	Total	Auto Reg.	Other	Total	Auto Reg.	Other	Total	Auto Reg.	Other	Total		
Atlantic	107	107	279	70	349	107	107	214	0	0	0	107	107	214	107	107	214	107	107	214	107	107	214	107	
Bergen	1,400	730	2,130	2,130	4,260	1,400	730	2,130	0	0	0	1,400	730	2,130	1,400	730	2,130	1,400	730	2,130	1,400	730	2,130	1,400	
Durham	1,270	43	1,313	77	1,390	1,270	43	1,313	0	0	0	1,270	43	1,313	1,270	43	1,313	1,270	43	1,313	1,270	43	1,313	1,270	
Franklin	1,000	10	1,010	10	1,020	1,000	10	1,010	0	0	0	1,000	10	1,010	1,000	10	1,010	1,000	10	1,010	1,000	10	1,010	1,000	
Gloucester	400	221	621	212	833	400	221	621	0	0	0	400	221	621	400	221	621	400	221	621	400	221	621	400	
Hudson	1,000	111	1,111	1,111	2,222	1,000	111	1,111	0	0	0	1,000	111	1,111	1,000	111	1,111	1,000	111	1,111	1,000	111	1,111	1,000	
Madison	1,000	10	1,010	10	1,020	1,000	10	1,010	0	0	0	1,000	10	1,010	1,000	10	1,010	1,000	10	1,010	1,000	10	1,010	1,000	
Middlesex	1,000	10	1,010	10	1,020	1,000	10	1,010	0	0	0	1,000	10	1,010	1,000	10	1,010	1,000	10	1,010	1,000	10	1,010	1,000	
Morris	1,000	10	1,010	10	1,020	1,000	10	1,010	0	0	0	1,000	10	1,010	1,000	10	1,010	1,000	10	1,010	1,000	10	1,010	1,000	
Passaic	1,000	10	1,010	10	1,020	1,000	10	1,010	0	0	0	1,000	10	1,010	1,000	10	1,010	1,000	10	1,010	1,000	10	1,010	1,000	
Union	1,000	10	1,010	10	1,020	1,000	10	1,010	0	0	0	1,000	10	1,010	1,000	10	1,010	1,000	10	1,010	1,000	10	1,010	1,000	
Warren	1,000	10	1,010	10	1,020	1,000	10	1,010	0	0	0	1,000	10	1,010	1,000	10	1,010	1,000	10	1,010	1,000	10	1,010	1,000	
TOTAL	41,934	2,054	43,988	18,708	62,696	41,934	2,054	43,988	0	0	0	41,934	2,054	43,988	41,934	2,054	43,988	41,934	2,054	43,988	41,934	2,054	43,988	41,934	
TOTAL 1 YEAR AGO	38,775	2,317	41,092	20,041	61,133	38,775	2,317	41,092	N.A.	N.A.	N.A.	38,775	2,317	41,092	38,775	2,317	41,092	38,775	2,317	41,092	38,775	2,317	41,092	38,775	

1/ The calendar is the list of cases which have reached issue. A case is added to the calendar when the answer is filed.
 2/ Includes 1,041 cases transferred from the District Court and from Chancery Division and reinstated cases.
 Source: Monthly reports of the County Clerks and annual data from the Clerk of the Superior Court.

CHART NO. D-2
 LAW DIVISIONS OF THE SUPERIOR AND COUNTY COURTS
 COMBINED CIVIL LIST
 COURT YEARS ENDING AUGUST 31,
 1960 TO DATE COMPARED WITH 1950



SOURCE: TABLE D-3

NEW JERSEY STATE COURTS
 CIVIL CASES
 MANNER OF DISPOSITION

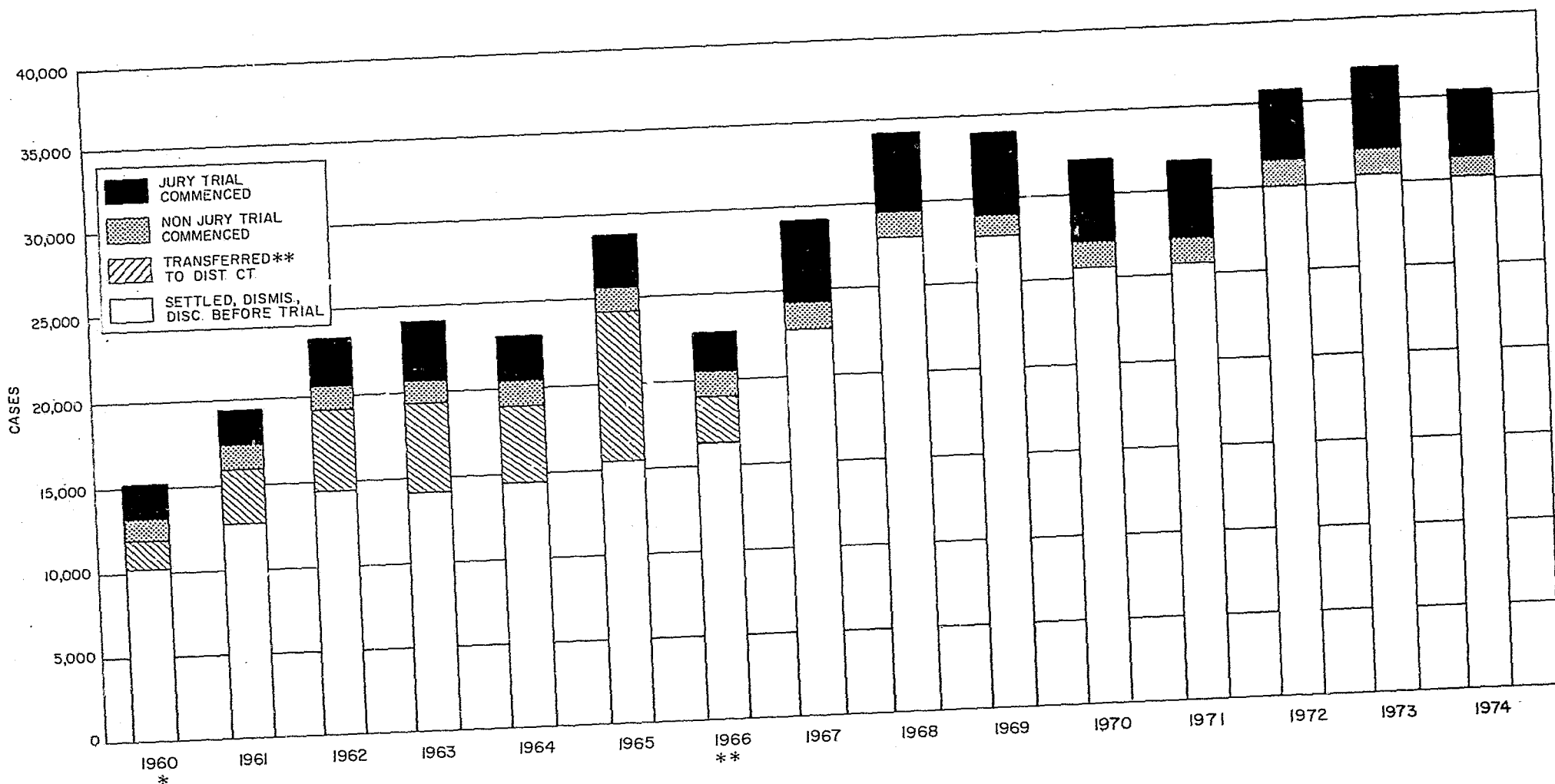
County	Jury Trials ¹				Non-Jury Trials ²				Settled, Dismissed or Discontinued Before Trial Commenced ³						Other Disp. (To County, Other County, Grand to Dist. Ct., etc.)		Total Cases Disposed of		
	Partially Tried		Tried to Completion		Partially Tried		Tried to Completion		Before Trial Date Had Been Assigned		After Trial Date Assigned But Before Day of Trial		On Trial Date		Auto Neg.	Other	Auto Neg.	Other	Total
	Auto Neg.	Other	Auto Neg.	Other	Auto Neg.	Other	Auto Neg.	Other	Auto Neg.	Other	Auto Neg.	Other							
Atlantic	12	15	14	10	1	1	1	1	1	1	1	1	1	1	1	1	1	1	1
Bergen	110	100	100	100	1	1	1	1	1	1	1	1	1	1	1	1	1	1	1
Burlington	1	1	1	1	1	1	1	1	1	1	1	1	1	1	1	1	1	1	1
Camden	1	1	1	1	1	1	1	1	1	1	1	1	1	1	1	1	1	1	1
Cape May	1	1	1	1	1	1	1	1	1	1	1	1	1	1	1	1	1	1	1
Hudsonland	1	1	1	1	1	1	1	1	1	1	1	1	1	1	1	1	1	1	1
Essex	107	107	107	107	1	1	1	1	1	1	1	1	1	1	1	1	1	1	1
Gloucester	27	26	24	24	1	1	1	1	1	1	1	1	1	1	1	1	1	1	1
Hudson	100	100	100	100	1	1	1	1	1	1	1	1	1	1	1	1	1	1	1
Hunterdon	7	7	7	7	1	1	1	1	1	1	1	1	1	1	1	1	1	1	1
Merger	17	17	17	17	1	1	1	1	1	1	1	1	1	1	1	1	1	1	1
Middlesex	20	41	270	70	1	6	31	74	413	371	4	5	1,620	869	34	33	2,459	1,469	3,928
Norfolk	23	37	142	75	1	8	2	27	278	224	40	34	996	718	18	21	1,560	1,144	2,704
Morris	14	17	51	28	0	1	1	28	21	191	260	217	177	133	11	12	535	637	1,172
Ocean	24	11	37	27	0	5	5	32	87	184	87	133	265	181	10	12	515	585	1,100
Pascaic	56	57	88	67	3	8	6	42	248	403	104	107	671	545	78	101	1,256	1,330	2,586
Salem	3	1	5	2	0	6	1	3	11	24	7	22	10	9	0	2	37	69	106
Somerset	5	8	27	31	0	11	5	56	62	187	129	155	39	45	6	8	303	501	804
Sussex	1	2	4	7	0	2	2	5	3	41	34	41	3	8	0	2	47	108	155
Union	33	38	89	59	5	7	9	69	262	319	489	251	1,017	803	20	23	1,924	1,569	3,493
Warren	1	2	6	3	0	0	1	1	7	30	27	30	18	18	2	4	62	88	150
TOTAL	886	752	1,464	878	28	165	160	915	3,432	4,318	2,567	2,160	9,682	6,903	388	663	18,609	16,754	35,363
TOTAL 1 YEAR AGO	1,114	852	1,842	994	44	196	184	946	4,456	4,626	2,446	1,950	9,657	6,606	445	538	20,188	16,708	36,896

1/ A case is considered disposed of by jury trial if the drawing of the jury is started even if thereafter it is settled or dismissed.
 2/ A case is considered disposed of by non-jury trial if the opening is started, or, if the opening is waived, the first witness is sworn.
 3/ Includes settlements of infants' or incompetents' cases even though approved by judge in court.

Source: Monthly reports of the County Clerks.

CHART NO. D-3
 SUPERIOR AND COUNTY COURTS
 COMBINED CIVIL LIST

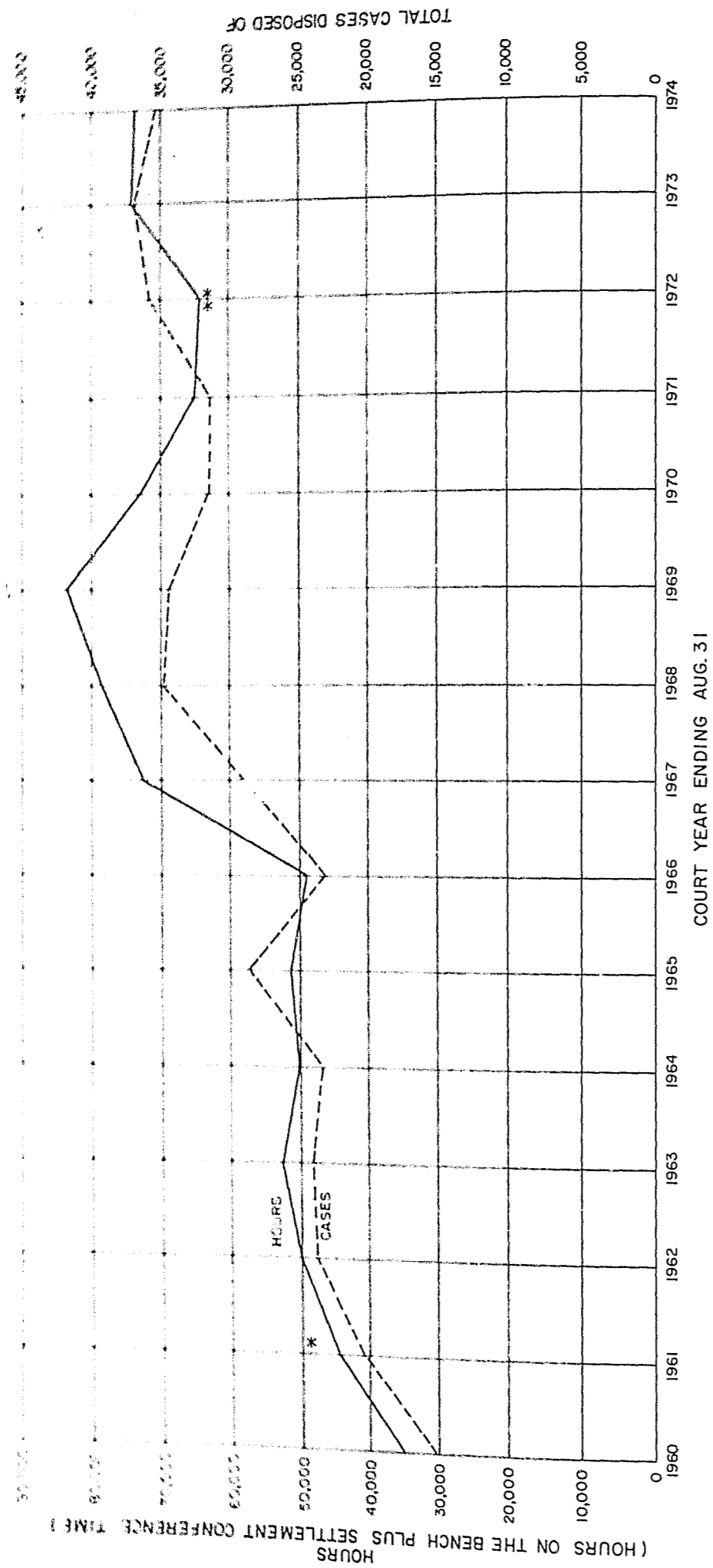
MANNER OF DISPOSITION OF CASES
 COURT YEARS ENDING AUGUST 31, 1960 TO 1974



* FEWER TRANSFERS BECAUSE OF TEST IN 7 COUNTIES PRECLUDING TRANSFER
 ** TRANSFER PROGRAM TERMINATED BY SUPREME COURT 1/12/66 (SINCE 1966-67, THE SMALL NUMBER OF TRANSFERS ARE INCLUDED IN "SETTLED, DISMISS, DISC. BEFORE TRIAL")

NOTE: DATA FOR PRIOR YEARS NOT AVAILABLE
 SOURCE: TABLE D-4

CHART NO. D-5
LAW DIVISIONS OF THE SUPERIOR AND COUNTY COURTS
HOURS IN CONDUCT OF COURT AND SETTLEMENT CONFERENCES
COMPARED WITH CIVIL CASES DISPOSED OF



* COURT HOURS EXTENDED IN ALL COUNTIES COMMENCING MARCH 1961 AND CONTINUED TO DATE.
** COURT HOURS EXTENDED IN ALL COUNTIES COMMENCING JANUARY 31, 1972 AND CONTINUED TO DATE.
SOURCE: TABLE D-3 AND JUDGES WEEKLY REPORTS.

TABLE D-6
Superior and County Courts - Civil Cases
Median Period from Complaint to Trial
March 1974 Compared With March 1973

County	Number of Cases	March 1974			Number of Cases	March 1973		
		Median Period				Median Period		
		Jury	Non-Jury	Total		Jury	Non-Jury	Total
Atlantic	7	27m4d	20m8d	20m8d	12	16m11d	33m27d	16m17d
Bergen	75	19m17d	17m1d	19m6d	96	17m26d	15m22d	17m15d
Burlington	13	11m7d	-	11m7d	19	13m25d	11m15d	13m4d
Camden	29	35m21d	33m11d	35m9d	19	32m9d	33m28d	32m26d
Cape May	2	12m0d	-	12m0d	1	-	10m28d	10m28d
Cumberland	3	17m22d	-	17m22d	0	-	-	-
Essex	98	22m27d	24m17d	23m3d	94	31m8d	26m9d	30m12d
Gloucester	11	13m3d	-	13m3d	15	18m2d	-	18m2d
Hudson	59	22m23d	21m8d	22m22d	69	31m20d	30m2d	31m19d
Hunterdon	2	10m9d	6m1d	8m5d	2	11m5d	-	11m5d
Mercer	3	23m27d	-	23m27d	16	19m5d	9m23d	18m15d
Middlesex	48	15m21d	16m25d	16m7d	50	18m18d	19m12d	18m20d
Monmouth	37	17m6d	13m18d	16m26d	48	19m16d	18m14d	19m7d
Morris	12	17m0d	12m6d	15m12d	38	13m27d	11m2d	13m18d
Ocean	18	15m12d	13m28d	15m9d	13	10m28d	6m21d	10m21d
Passaic	40	16m11d	13m15d	16m1d	54	26m13d	19m13d	24m18d
Salem	4	17m17d	-	17m17d	3	22m10d	8m17d	16m25d
Somerset	24	22m20d	15m6d	22m4d	13	31m15d	31m9d	31m9d
Sussex	3	-	17m1d	17m1d	3	14m21d	16m11d	14m21d
Union	36	26m16d	18m29d	25m25d	11	33m15d	35m29d	33m24d
Warren	2	12m20d	-	12m20d	1	7m17d	-	7m17d
TOTAL	526	21m12d	19m18d	21m7d	577	21m18d	19m1d	21m7d

TABLE D-7 Page 1
SUPERIOR AND COUNTY COURTS - CIVIL CASES ON WHICH TRIAL COMMENCED DURING OCTOBER 1973

County	No. of Cases Tried	Period from Complaint to Answer			Period from Answer to Pretrial			Period from Pretrial to Trial			Period from Complaint to Trial		
		Mean	Median	Range	Mean	Median	Range	Mean	Median	Range	Mean	Median	Range
ATLANTIC													
Jury	20	2m15d	2m 3d	1m 1d-3m 1d	(No Pretrials)			(No Pretrials)			19m 3d	17m 5d	14m13d-32m 5d
Non-Jury	1	2m24d	2m24d	2m24d	(No Pretrials)			(No Pretrials)			15m11d	15m11d	15m11d
Combined	21	2m11d	2m 5d	1m27d-3m24d	(No Pretrials)			(No Pretrials)			19m 3d	17m14d	14m13d-32m 5d
BERGEN													
Jury	49	1m2.1d	1m 4d	0m 7d-1m17d	8m 7d	8m 8d	4m 7d-12m 1d	9m16d	9m13d	5m22d-17m21d	20m 3d	19m 8d	13m26d-40m 0d
Non-Jury	17	1m17d	1m 6d	0m12d-5m22d	9m 0d	9m14d	5m16d-10m 8d	15m18d	16m18d	6m13d-22m15d	18m19d	22m14d	4m25d-33m19d
Combined	66	1m22d	1m 4d	0m 7d-1m17d	8m13d	8m22d	5m 7d-12m 4d	11m 6d	9m22d	5m22d-22m15d	19m25d	19m20d	4m25d-40m 0d
BURLINGTON													
Jury	5	1m23d	1m22d	0m27d-3m 4d	9m22d	9m22d	9m22d	2m16d	2m16d	2m16d	5m10d	14m 7d	11m 2d-23m 6d
Non-Jury	0	-	-	-	-	-	-	-	-	-	-	-	-
Combined	5	1m23d	1m22d	0m27d-3m 4d	9m22d	9m22d	9m22d	2m16d	2m16d	2m16d	5m10d	14m 7d	11m 2d-23m 6d
CAMDEN													
Jury	7	3m 5d	2m15d	0m27d-7m10d	25m17d	25m25d	24m 4d-26m15d	6m14d	6m 5d	6m 5d-7m14d	35m17d	35m20d	31m 9d-38m19d
Non-Jury	5	11m14d	3m19d	0m23d-47m 8d	23m12d	23m28d	20m 2d-25m19d	8m13d	6m17d	5m28d-14m19d	37m14d	34m14d	32m 7d-50m 0d
Combined	12	6m19d	3m 2d	0m23d-47m 8d	24m18d	25m 4d	20m 2d-26m15d	7.10d	6m10d	5m28d-14m19d	36m11d	35m13d	31m 9d-50m 0d
CAPE MAY													
Jury	3	2m 6d	1m 4d	0m13d-5m 1d	(No Pretrials)			(No Pretrials)			13m 2d	13m 3d	10m 2d-16m 0d
Non-Jury	0	-	-	-	-	-	-	-	-	-	-	-	-
Combined	3	2m 6d	1m 4d	0m13d-5m 1d	(No Pretrials)			(No Pretrials)			13m 2d	13m 3d	10m 2d-16m 0d

TABLE D-7 Page 2

SUPERIOR AND COUNTY COURTS - CIVIL CASES ON WHICH TRIAL COMMENCED DURING OCTOBER 1973

County	No. of Cases Tried	Period from Complaint to Answer			Period from Answer to Pretrial			Period from Pretrial to Trial			Period from Complaint to Trial		
		Mean	Median	Range	Mean	Median	Range	Mean	Median	Range	Mean	Median	Range
CUMBERLAND													
Jury	0	-	-	-	-	-	-	-	-	-	-	-	-
Non-Jury	0	-	-	-	-	-	-	-	-	-	-	-	-
Combined	0	-	-	-	-	-	-	-	-	-	-	-	-
ESSEX													
Jury	80	2m 6d	1m16d	0m13d-12m27d	(No Pretrials)			(No Pretrials)			26m26d	26m 5d	14m28d-35m22d
Non-Jury	3	1m 5d	0m25d	0m22d-2m 3d	1m19d	1m13d	1m 6d-2m10d	3m 8d	3m18d	0m24d-4m18d	8m21d	6m25d	2m28d-25m 5d
Combined	88	2m 3d	1m14d	0m13d-12m27d	1m19d	1m13d	1m 6d-2m10d	3m 8d	3m18d	0m24d-4m18d	25m 6d	26m 0d	2m28d-35m22d
GLOUCESTER													
Jury	12	3m23d	1m26d	0m17d-10m14d	13m28d	16m15d	5m27d-16m26d	4m27d	4m12d	1m16d-9m 6d	21m 3d	21m17d	11m28d-27m16d
Non-Jury	0	-	-	-	-	-	-	-	-	-	-	-	-
Combined	12	3m23d	1m26d	0m17d-10m14d	13m28d	16m15d	5m27d-16m26d	4m27d	4m12d	1m16d-9m 6d	21m 3d	21m17d	11m28d-27m16d
HUDSON													
Jury	63	3m 4d	1m29d	0m15d-17m26d	16m28d	29m16d	4m11d-25m29d	9m18d	1m27d	1m16d-46m15d	29m 9d	27m24d	16m 2d-60m26d
Non-Jury	5	2m29d	1m13d	0m18d-9m 6d	23m10d	23m10d	22m24d-23m27d	4m 5d	4m 5d	1m24d-6m16d	26m22d	27m 4d	2m19d-45m21d
Combined	68	3m 4d	1m27d	0m15d-17m26d	18m 7d	22m 6d	4m11d-25m29d	8m15d	1m27d	1m16d-46m15d	29m 3d	27m23d	2m19d-60m26d
HUNTERDON													
Jury	0	-	-	-	-	-	-	-	-	-	-	-	-
Non-Jury	0	-	-	-	-	-	-	-	-	-	-	-	-
Combined	0	-	-	-	-	-	-	-	-	-	-	-	-

SUPERIOR AND COUNTY COURTS - CIVIL CASES ON WHICH TRIAL COMMENCED DURING OCTOBER 1973

County	No. of Cases Tried	Period from Complaint to Answer			Period from Answer to Pretrial			Period from Pretrial to Trial			Period from Complaint to Trial		
		Mean	Median	Range	Mean	Median	Range	Mean	Median	Range	Mean	Median	Range
<u>MERCER</u>													
Jury	16	2m18d	1m16d	0m14d-22m7d	1-m22d	1-m22d	1-m22d	-m6d	-m6d	4m6d	22m28d	20m13d	18m16d-33m26d
Non-Jury	3	0m29d	0m18d	0m12d-1m27d	4m25d	5m8d	2m23d-6m14d	1m9d	0m6d	0m5d-3m17d	7m3d	7m8d	3m10d-10m22d
Combined	19	2m11d	1m14d	0m12d-22m7d	7m9d	5m26d	2m23d-14m22d	2m1d	1m26d	0m5d-4m5d	20m13d	17m28d	3m10d-33m26d
<u>MIDDLESEX</u>													
Jury	22	1m18d	1m12d	0m15d-4m4d	17m18d	15m5d	11m4d-27m15d	14m15d	21m1d	0m19d-22m29d	21m4d	17m12d	13m3d-51m9d
Non-Jury	20	1m15d	0m27d	0m5d-3m26d	11m18d	13m22d	1m26d-17m1d	5m7d	5m28d	2m8d-6m23d	17m23d	17m0d	4m20d-24m10d
Combined	42	1m17d	1m2d	0m5d-4m4d	14m28d	14m11d	1m26d-27m15d	10m11d	6m23d	0m19d-22m29d	19m16d	17m7d	4m20d-51m9d
<u>MONMOUTH</u>													
Jury	61	2m15d	1m13d	0m0d-12m21d	17m15d	17m15d	17m15d	4m16d	4m16d	4m16d	19m7d	18m16d	9m25d-33m11d
Non-Jury	5	1m0d	0m27d	0m11d-1m22d	12m17d	12m17d	12m17d	19m29d	19m29d	19m29d	25m1d	22m18d	18m14d-34m8d
Combined	66	2m11d	1m13d	0m0d-12m21d	15m1d	15m1d	12m17d-17m15d	12m7d	12m7d	4m16d-19m29d	19m20d	18m22d	9m25d-34m8d
<u>MORRIS</u>													
Jury	18	2m17d	1m22d	0m22d-12m26d	8m21d	5m25d	5m9d-17m8d	8m13d	9m20d	2m28d-11m27d	15m1d	13m6d	7m24d-31m20d
Non-Jury	5	1m18d	0m26d	0m21d-3m24d	9m2d	7m14d	5m0d-18m3d	6m8d	6m16d	3m3d-10m9d	16m28d	16m8d	10m16d-25m0d
Combined	23	2m10d	1m21d	0m21d-12m26d	8m26d	6m28d	5m0d-18m3d	7m13d	7m16d	2m28d-11m27d	15m13d	14m5d	7m24d-31m20d
<u>OCEAN</u>													
Jury	10	3m22d	1m24d	0m25d-10m22d	7m4d	6m2d	5m17d-9m24d	7m2d	6m12d	2m1d-12m24d	18m28d	18m26d	12m22d-31m15d
Non-Jury	5	5m14d	2m1d	0m20d-12m20d	6m17d	7m0d	0m14d-12m8d	5m20d	3m18d	3m18d-9m25d	16m7d	16m22d	11m23d-18m26d
Combined	15	4m9d	2m1d	0m20d-12m20d	6m16d	6m16d	0m14d-12m8d	6m11d	5m0d	2m1d-12m24d	18m1d	18m5d	11m23d-31m15d

1 OF 4

CONTINUED

TABLE D-7 Page 3

SUPERIOR AND COUNTY COURTS - CIVIL CASES ON WHICH TRIAL COMMENCED DURING OCTOBER 1973

County	No. of Cases Tried	Period from Complaint to Answer			Period from Answer to Pretrial			Period from Pretrial to Trial			Period from Complaint to Trial		
		Mean	Median	Range	Mean	Median	Range	Mean	Median	Range	Mean	Median	Range
MERCER													
Jury	16	2m18d	1m16d	0m14d-22m7d	14m22d	14m22d	14m22d	4m6d	4m6d	4m6d	22m28d	20m13d	18m16d-33m26d
Non-Jury	3	0m29d	0m18d	0m12d-1m27d	4m25d	5m8d	2m23d-6m14d	1m9d	0m6d	0m5d-3m17d	7m3d	7m8d	3m10d-10m22d
Combined	19	2m11d	1m14d	0m12d-22m7d	7m9d	5m26d	2m23d-14m22d	2m1d	1m26d	0m5d-4m6d	20m13d	19m28d	3m10d-33m26d
MIDDLESEX													
Jury	22	1m18d	1m12d	0m15d-4m4d	17m18d	15m5d	11m4d-27m15d	14m15d	21m1d	0m19d-22m29d	21m4d	17m12d	13m3d-51m9d
Non-Jury	20	1m15d	0m27d	0m5d-3m26d	11m18d	13m22d	1m26d-17m1d	5m7d	5m28d	2m8d-6m23d	17m23d	17m0d	4m20d-24m10d
Combined	42	1m17d	1m2d	0m5d-4m4d	14m28d	14m11d	1m26d-27m15d	10m11d	6m23d	0m19d-22m29d	19m16d	17m7d	4m20d-51m9d
MONMOUTH													
Jury	61	2m15d	1m13d	0m0d-12m21d	17m15d	17m15d	17m15d	4m16d	4m16d	4m16d	19m7d	18m16d	9m25d-33m11d
Non-Jury	5	1m0d	0m27d	0m11d-1m22d	12m17d	12m17d	12m17d	19m29d	19m29d	19m29d	25m1d	22m18d	18m14d-34m8d
Combined	66	2m11d	1m13d	0m0d-12m21d	15m1d	15m1d	12m17d-17m15d	12m7d	12m7d	4m16d-19m29d	19m20d	18m22d	9m25d-34m8d
MORRIS													
Jury	18	2m17d	1m22d	0m22d-12m26d	8m21d	5m25d	5m9d-17m8d	8m13d	9m20d	2m28d-11m27d	15m1d	13m6d	7m24d-31m20d
Non-Jury	5	1m18d	0m26d	0m21d-3m24d	9m2d	7m14d	5m0d-18m3d	6m8d	6m16d	3m3d-10m9d	16m28d	16m8d	10m16d-25m0d
Combined	23	2m10d	1m21d	0m21d-12m26d	8m26d	6m28d	5m0d-18m3d	7m13d	7m16d	2m28d-11m27d	15m13d	14m5d	7m24d-31m20d
OCEAN													
Jury	10	3m22d	1m24d	0m25d-10m22d	7m4d	6m2d	5m17d-9m24d	7m2d	6m12d	2m1d-12m24d	18m28d	18m26d	12m22d-31m15d
Non-Jury	5	5m14d	2m1d	0m20d-12m20d	6m17d	7m0d	0m14d-12m8d	5m20d	3m18d	3m18d-9m25d	16m7d	16m22d	11m23d-18m26d
Combined	15	4m9d	2m1d	0m20d-12m20d	6m16d	6m16d	0m14d-12m8d	6m11d	5m0d	2m1d-12m24d	18m1d	18m5d	11m23d-31m15d

TABLE D-7 Page 4

SUPERIOR AND COUNTY COURTS - CIVIL CASES ON WHICH TRIAL COMMENCED DURING OCTOBER 1973

County	No. of Cases Tried	Period from Complaint to Answer			Period from Answer to Pretrial			Period from Pretrial to Trial			Period from Complaint to Trial		
		Mean	Median	Range	Mean	Median	Range	Mean	Median	Range	Mean	Median	Range
PASSAIC													
Jury	28	3m1d	1m13d	0m20d-18m17d	8m18d	8m10d	5m0d-12m28d	12m16d	12m6d	11m5d-14m27d	22m13d	22m16d	10m9d-40m27d
Non-Jury	9	7m17d	1m17d	0m21d-54m18d	9m21d	7m22d	4m6d-26m1d	7m22d	6m5d	0m25d-13m15d	23m22d	19m6d	8m24d-63m5d
Combined	37	4m4d	1m14d	0m10d-54m18d	9m5d	8m6d	4m6d-26m1d	10m4d	12m4d	0m25d-14m27d	22m23d	21m20d	8m24d-63m5d
SALEM													
Jury	3	1m6d	1m1d	0m28d-1m20d	(No Pretrials)			(No Pretrials)			17m23d	19m18d	13m16d-20m4d
Non-Jury	0	-	-	-	-	-	-	-	-	-	-	-	-
Combined	3	1m6d	1m1d	0m28d-1m20d	(No Pretrials)			(No Pretrials)			17m23d	19m18d	13m16d-20m4d
SOMERSET													
Jury	9	1m15d	1m17d	0m14d-2m29d	31m12d	31m12d	31m12d	7m27d	7m27d	7m27d	33m6d	33m20d	26m18d-39m27d
Non-Jury	2	2m29d	2m29d	1m4d-4m25d	9m14d	9m14d	5m5d-13m24d	8m22d	8m22d	8m4d-9m10d	21m6d	21m6d	14m13d-27m29d
Combined	11	1m23d	1m17d	0m14d-4m25d	20m13d	22m18d	5m5d-31m12d	8m9d	8m0d	7m27d-9m10d	31m1d	28m6d	14m13d-39m27d
SUSSEX													
Jury	4	1m10d	1m10d	0m27d-1m23d	16m1d	16m1d	8m19d-23m13d	13m0d	13m0d	8m17d-17m13d	26m8d	30m11d	11m2d-33m10d
Non-Jury	0	-	-	-	-	-	-	-	-	-	-	-	-
Combined	4	1m10d	1m10d	0m27d-1m23d	16m1d	16m1d	8m19d-23m13d	13m0d	13m0d	8m17d-17m13d	26m8d	30m11d	11m2d-33m10d
UNION													
Jury	14	1m24d	1m1d	0m20d-6m17d	23m2d	25m4d	12m29d-30m25d	6m2d	5m10d	2m12d-10m17d	30m8d	29m12d	22m3d-42m13d
Non-Jury	6	1m1d	1m1d	0m14d-1m14d	19m23d	22m5d	5m29d-28m24d	6m6d	5m5d	2m18d-11m20d	28m3d	30m0d	19m9d-35m2d
Combined	20	1m17d	1m1d	0m14d-6m17d	21m23d	25m4d	5m29d-30m25d	6m4d	5m5d	2m12d-11m26d	29m19d	29m12d	19m9d-42m13d

TABLE D-7 Page 5

SUPERIOR AND COUNTY COURTS - CIVIL CASES ON WHICH TRIAL COMMENCED DURING OCTOBER 1973

County	No. of Cases Tried	Period from Complaint to Answer			Period from Answer to Pretrial			Period from Pretrial to Trial			Period from Complaint to Trial		
		Mean	Median	Range	Mean	Median	Range	Mean	Median	Range	Mean	Median	Range
WARREN													
Jury	1	2m24d	2m24d	2m24d	5m27d	5m27d	5m27d	5m 9d	5m 9d	5m 9d	14m 0d	14m 0d	14m 0d
Non-Jury	0	-	-	-	-	-	-	-	-	-	-	-	-
Combined	1	2m24d	2m24d	2m24d	5m27d	5m27d	5m27d	5m 9d	5m 9d	5m 9d	14m 0d	14m 0d	14m 0d
8 LARGEST COUNTIES													
Jury	324	2m12d	1m16d	0m 0d-18m17d	14m17d	10m25d	4m11d-30m25d	9m19d	8m 4d	0m19d-46m15d	24m14d	24m26d	9m25d-60m26d
Non-Jury	75	2m27d	1m 5d	0m 5d-54m18d	12m 2d	9m19d	1m 6d-28m24d	8m 3d	6m14d	0m24d-22m15d	20m28d	19m15d	2m19d-63m 5d
Combined	399	2m15d	1m13d	0m 0d-54m18d	13m16d	9m27d	1m 6d-30m25d	9m 0d	7m15d	0m19d-46m15d	23m24d	24m17d	2m19d-63m 5d
13 REMAINING COUNTIES													
Jury	91	2m28d	1m20d	0m13d-22m 7d	12m22d	9m23d	5m 9d-31m12d	7m 8d	6m29d	1m16d-17m13d	20m12d	18m23d	7m24d-39m27d
Non-Jury	16	3m 0d	1m13d	0m12d-12m20d	7m18d	6m28d	0m14d-18m 3d	5m11d	3m24d	0m 5d-10m 9d	15m15d	16m12d	3m10d-27m29d
Combined	107	2m28d	1m20d	0m12d-22m 7d	10m21d	7m14d	0m14d-31m12d	6m15d	6m12d	0m 5d-17m13d	19m20d	18m11d	3m10d-39m27d
STATE													
Jury	415	2m16d	1m17d	0m 0d-22m 7d	14m 1d	10m 7d	4m11d-31m12d	8m28d	7m27d	0m19d-46m15d	23m17d	24m 9d	7m24d-60m26d
Non-Jury	91	2m28d	1m 5d	0m 5d-54m18d	10m25d	8m18d	0m14d-28m24d	7m10d	6m13d	0m 5d-22m15d	19m29d	18m26d	2m19d-63m 5d
Combined	506	2m18d	1m15d	0m 0d-54m18d	12m21d	9m21d	0m14d-31m12d	8m 9d	6m26d	0m 5d-46m15d	22m28d	23m 4d	2m19d-63m 5d

TABLE D-8 Page 1

SUPERIOR AND COUNTY COURTS - CIVIL CASES ON WHICH TRIAL COMMENCED DURING MARCH 1974

COUNTY	NO OF CASES TRIED	PERIOD FROM COMPLAINT TO ANSWER			PERIOD FROM ANSWER TO PRETRIAL			PERIOD FROM PRETRIAL TO TRIAL			PERIOD FROM COMPLAINT TO TRIAL		
		MEAN	MEDIAN	RANGE	MEAN	MEDIAN	RANGE	MEAN	MEDIAN	RANGE	MEAN	MEDIAN	RANGE
ATLANTIC COUNTY													
JURY	6	3M, 6D	2M, 1D	1M, 7D 9M, 13D	NO PRETRIAL			NO PRETRIAL			28M, 6D	27M, 4D	43M, 28D
NON-JURY	1	0M, 18D	0M, 18D	0M, 18D	NO PRETRIAL			NO PRETRIAL			20M, 8D	20M, 8D	20M, 8D
COMBINED	7	2M, 25D	1M, 11D	0M, 18D 9M, 13D	NO PRETRIAL			NO PRETRIAL			27M, 2D	20M, 8D	43M, 28D
BERGEN COUNTY													
JURY	66	2M, 2D	1M, 12D	0M, 14D 15M, 29D	6M, 29D	6M, 23D	2M, 27D 11M, 15D	11M, 21D	12M, 1D	5M, 24D 24M, 13D	20M, 20D	19M, 17D	9M, 19D 48M, 19D
NON-JURY	9	1M, 11D	1M, 0D	0M, 13D 4M, 10D	7M, 0D	7M, 5D	5M, 3D 9M, 2D	10M, 3D	10M, 0D	4M, 19D 19M, 7D	21M, 1D	17M, 1D	13M, 5D 48M, 29D
COMBINED	75	2M, 0D	1M, 10D	0M, 13D 15M, 29D	7M, 0D	6M, 25D	2M, 27D 11M, 15D	11M, 10D	11M, 11D	4M, 19D 24M, 13D	20M, 21D	19M, 6D	9M, 19D 48M, 29D
BURLINGTON COUNTY													
JURY	13	1M, 22D	1M, 12D	0M, 9D 3M, 16D	7M, 19D	7M, 8D	7M, 1D 8M, 28D	3M, 2D	2M, 14D	2M, 5D 5M, 3D	12M, 27D	11M, 7D	5M, 22D 30M, 3D
NON JURY					NO CASES								
COMBINED	13	1M, 22D	1M, 12D	0M, 9D 3M, 16D	7M, 19D	7M, 8D	7M, 1D 8M, 28D	3M, 2D	2M, 14D	2M, 5D 5M, 3D	12M, 27D	11M, 7D	5M, 22D 30M, 3D
CAMDEN COUNTY													
JURY	24	1M, 23D	1M, 16D	0M, 13D 4M, 22D	27M, 12D	30M, 7D	15M, 6D 33M, 27D	10M, 28D	8M, 2D	2M, 23D 24M, 25D	35M, 12D	35M, 21D	12M, 7D 42M, 22D
NON-JURY	5	1M, 25D	1M, 24D	1M, 5D 2M, 16D	16M, 14D	19M, 13D	3M, 26D 23M, 2D	14M, 14D	10M, 16D	9M, 27D 26M, 28D	32M, 29D	33M, 11D	27M, 20D 36M, 24D
COMBINED	29	1M, 24D	1M, 17D	0M, 13D 4M, 22D	21M, 28D	22M, 20D	3M, 26D 33M, 27D	12M, 21D	10M, 16D	2M, 23D 26M, 28D	35M, 0D	35M, 9D	12M, 7D 42M, 22D

TABLE D-8 Page 2
SUPERIOR AND COUNTY COURTS - CIVIL CASES ON WHICH TRIAL COMMENCED DURING MARCH 1974

COUNTY	NO OF CASES TRIED	PERIOD FROM COMPLAINT TO ANSWER			PERIOD FROM ANSWER TO PRETRIAL			PERIOD FROM PRETRIAL TO TRIAL			PERIOD FROM COMPLAINT TO TRIAL		
		MEAN	MEDIAN	RANGE	MEAN	MEDIAN	RANGE	MEAN	MEDIAN	RANGE	MEAN	MEDIAN	RANGE
CAPE MAY COUNTY													
JURY	2	1M, 20D	1M, 20D	1M, 14D 1M, 26D	NO PRETRIAL			NO PRETRIAL			12M, 0D	12M, 0D	11M, 25D 12M, 6D
NON JURY													
COMBINED	2	1M, 20D	1M, 20D	1M, 14D 1M, 26D	NO PRETRIAL			NO PRETRIAL			12M, 0D	12M, 0D	11M, 25D 12M, 6D
CUMBERLAND COUNTY													
JURY	3	4M, 12D	3M, 20D	1M, 4D 8M, 11D	9M, 11D	9M, 11D	9M, 11D	7M, 2D	7M, 2D	7M, 2D	19M, 4D	17M, 22D	14M, 25D 24M, 24D
NON JURY													
COMBINED	3	4M, 12D	3M, 20D	1M, 4D 8M, 11D	9M, 11D	9M, 11D	9M, 11D	7M, 2D	7M, 2D	7M, 2D	19M, 4D	17M, 22D	14M, 25D 24M, 24D
ESSEX COUNTY													
JURY	78	2M, 16D	1M, 16D	0M, 15D 17M, 24D	18M, 7D	17M, 19D	9M, 26D 26M, 23D	5M, 2D	4M, 1D	3M, 11D 18M, 25D	24M, 22D	22M, 27D	7M, 2D 46M, 11D
NON-JURY	20	2M, 8D	1M, 8D	0M, 14D 6M, 26D	16M, 24D	18M, 16D	2M, 2D 21M, 15D	3M, 26D	3M, 28D	2M, 18D 4M, 29D	23M, 17D	24M, 17D	9M, 28D 32M, 17D
COMBINED	98	2M, 15D	1M, 14D	0M, 14D 17M, 24D	17M, 18D	17M, 24D	2M, 2D 26M, 23D	4M, 16D	3M, 29D	2M, 18D 18M, 25D	24M, 15D	23M, 3D	7M, 2D 46M, 11D
GLOUCESTER COUNTY													
JURY	11	2M, 21D	2M, 1D	0M, 26D 5M, 23D	NO PRETRIAL			NO PRETRIAL			13M, 8D	13M, 3D	9M, 6D 19M, 18D
NON JURY													
COMBINED	11	2M, 21D	2M, 1D	0M, 26D 5M, 23D	NO PRETRIAL			NO PRETRIAL			13M, 8D	13M, 3D	9M, 6D 19M, 18D

TABLE D-8 Page 3

SUPERIOR AND COUNTY COURTS - CIVIL CASES ON WHICH TRIAL COMMENCED DURING MARCH 1974

COUNTY	NO OF CASES TRIED	PERIOD FROM COMPLAINT TO ANSWER			PERIOD FROM ANSWER TO PRETRIAL			PERIOD FROM PRETRIAL TO TRIAL			PERIOD FROM COMPLAINT TO TRIAL		
		MEAN	MEDIAN	RANGE	MEAN	MEDIAN	RANGE	MEAN	MEDIAN	RANGE	MEAN	MEDIAN	RANGE
HUDSON COUNTY													
JURY	47	2M, 21D	1M, 23D	0M, 4D 13M, 16D	12M, 23D	12M, 23D	12M, 23D	7M, 6D	7M, 6D	7M, 6D	23M, 20D	22M, 23D	12M, 29D 31M, 2D
NON-JURY	12	3M, 23D	1M, 13D	0M, 18D 19M, 3D	10M, 12D	11M, 0D	4M, 14D 18M, 20D	4M, 3D	2M, 9D	1M, 4D 7M, 8D	18M, 25D	21M, 8D	4M, 24D 27M, 22D
COMBINED	59	2M, 27D	1M, 18D	0M, 4D 19M, 3D	10M, 22D	12M, 0D	4M, 14D 18M, 20D	4M, 14D	4M, 21D	1M, 4D 7M, 8D	22M, 20D	22M, 22D	4M, 24D 31M, 2D
HUNTERDON COUNTY													
JURY	1	1M, 9D	1M, 9D	1M, 9D	3M, 5D	3M, 5D	3M, 5D	5M, 25D	5M, 25D	5M, 25D	10M, 9D	10M, 9D	10M, 9D
NON-JURY	1	1M, 18D	1M, 18D	1M, 18D	2M, 22D	2M, 22D	2M, 22D	1M, 21D	1M, 21D	1M, 21D	6M, 1D	6M, 1D	6M, 1D
COMBINED	2	1M, 13D	1M, 13D	1M, 9D 1M, 18D	2M, 28D	2M, 28D	2M, 22D 3M, 5D	3M, 23D	3M, 23D	1M, 21D 5M, 25D	8M, 5D	8M, 5D	6M, 1D 10M, 9D
MERCER COUNTY													
JURY	3	3M, 10D	0M, 26D	0M, 25D 8M, 8D	13M, 2D	13M, 2D	7M, 19D 18M, 16D	7M, 0D	7M, 0D	4M, 16D 9M, 14D	22M, 27D	23M, 27D	19M, 12D 25M, 11D
NON JURY													
COMBINED	3	3M, 10D	0M, 26D	0M, 25D 8M, 8D	13M, 2D	13M, 2D	7M, 19D 18M, 16D	7M, 0D	7M, 0D	4M, 16D 9M, 14D	22M, 27D	23M, 27D	19M, 12D 25M, 11D
MIDDLESEX COUNTY													
JURY	31	1M, 12D	1M, 11D	0M, 0D 2M, 28D	12M, 11D	12M, 11D	10M, 12D 14M, 10D	12M, 2D	12M, 2D	12M, 2D	16M, 5D	15M, 21D	7M, 25D 26M, 27D
NON-JURY	17	1M, 23D	1M, 18D	0M, 8D 3M, 20D	10M, 5D	9M, 16D	6M, 29D 13M, 17D	7M, 0D	6M, 26D	6M, 8D 8M, 12D	17M, 10D	16M, 25D	11M, 20D 25M, 3D
COMBINED	48	1M, 16D	1M, 15D	0M, 0D 3M, 20D	10M, 19D	10M, 12D	5M, 29D 14M, 10D	8M, 3D	7M, 0D	6M, 8D 12M, 2D	16M, 17D	16M, 7D	7M, 25D 26M, 27D

TABLE D-8 Page 4

SUPERIOR AND COUNTY COURTS - CIVIL CASES ON WHICH TRIAL COMMENCED DURING MARCH 1974

COUNTY	NO OF CASES TRIED	PERIOD FROM COMPLAINT TO ANSWER			PERIOD FROM ANSWER TO PRETRIAL			PERIOD FROM PRETRIAL TO TRIAL			PERIOD FROM COMPLAINT TO TRIAL		
		MEAN	MEDIAN	RANGE	MEAN	MEDIAN	RANGE	MEAN	MEDIAN	RANGE	MEAN	MEDIAN	RANGE
MONMOUTH COUNTY													
JURY	32	2M, 18D	1M, 11D	0M, 11D 14M, 14D	10M, 23D	11M, 10D	7M, 25D 13M, 5D	9M, 18D	5M, 20D	0M, 27D 22M, 7D	17M, 19D	17M, 6D	8M, 8D 34M, 15D
NON-JURY	5	1M, 21D	1M, 3D	0M, 21D 3M, 29D	NO PRETRIAL			NO PRETRIAL			13M, 14D	13M, 18D	3M, 25D 23M, 16D
COMBINED	37	2M, 15D	1M, 11D	0M, 11D 14M, 14D	10M, 23D	11M, 10D	7M, 25D 13M, 5D	9M, 18D	5M, 20D	0M, 27D 22M, 7D	17M, 2D	16M, 26D	3M, 25D 34M, 15D
MORRIS COUNTY													
JURY	11	3M, 5D	2M, 6D	0M, 17D 12M, 9D	11M, 8D	11M, 8D	5M, 9D 17M, 8D	16M, 14D	16M, 14D	16M, 14D	19M, 18D	17M, 0D	9M, 7D 43M, 18D
NON-JURY	1	NO ANSWER			NO PRETRIAL			0M, 12D	0M, 12D	0M, 12D	12M, 6D	12M, 6D	12M, 6D
COMBINED	12	3M, 5D	2M, 6D	0M, 17D 12M, 9D	11M, 8D	11M, 8D	5M, 9D 17M, 8D	11M, 3D	16M, 14D	0M, 12D 16M, 14D	18M, 29D	15M, 12D	9M, 7D 43M, 18D
OCEAN COUNTY													
JURY	14	2M, 10D	1M, 21D	0M, 18D 5M, 21D	NO PRETRIAL			NO PRETRIAL			15M, 15D	15M, 12D	13M, 24D 18M, 8D
NON-JURY	4	1M, 27D	1M, 22D	0M, 29D 3M, 5D	9M, 16D	9M, 22D	8M, 29D 9M, 28D	3M, 1D	3M, 4D	2M, 18D 3M, 11D	12M, 20D	13M, 28D	6M, 8D 16M, 14D
COMBINED	18	2M, 7D	1M, 21D	0M, 18D 5M, 21D	9M, 16D	9M, 22D	8M, 29D 9M, 28D	3M, 1D	3M, 4D	2M, 18D 3M, 11D	14M, 26D	15M, 9D	6M, 8D 18M, 8D
PASSAIC COUNTY													
JURY	35	2M, 2D	1M, 16D	0M, 4D 10M, 15D	9M, 25D	5M, 24D	2M, 12D 18M, 18D	8M, 28D	10M, 21D	3M, 15D 14M, 0D	17M, 26D	16M, 11D	11M, 11D 26M, 2D
NON-JURY	5	1M, 2D	0M, 24D	0M, 19D 1M, 27D	8M, 1D	8M, 12D	6M, 8D 9M, 0D	10M, 17D	10M, 27D	1M, 25D 18M, 18D	16M, 9D	13M, 15D	3M, 4D 28M, 28D
COMBINED	40	1M, 28D	1M, 13D	0M, 4D 10M, 15D	9M, 1D	8M, 12D	2M, 12D 18M, 18D	9M, 20D	10M, 21D	1M, 25D 18M, 18D	17M, 20D	16M, 1D	3M, 4D 28M, 28D

TABLE D-8 Page 5

SUPERIOR AND COUNTY COURTS - CIVIL CASES ON WHICH TRIAL COMMENCED DURING MARCH 1974

COUNTY	NO OF CASES TRIED	PERIOD FROM COMPLAINT TO ANSWER			PERIOD FROM ANSWER TO PRETRIAL			PERIOD FROM PRETRIAL TO TRIAL			PERIOD FROM COMPLAINT TO TRIAL		
		MEAN	MEDIAN	RANGE	MEAN	MEDIAN	RANGE	MEAN	MEDIAN	RANGE	MEAN	MEDIAN	RANGE
SACRAMENTO COUNTY													
JURY	4	3M, 24D	2M, 3D	0M, 26D 10M, 6D	NO PRETRIAL			NO PRETRIAL			14M, 18D	17M, 17D	1M, 20D 21M, 17D
NON-JURY		NO CASES											
COMBINED	4	3M, 24D	2M, 3D	0M, 26D 10M, 6D	NO PRETRIAL			NO PRETRIAL			14M, 18D	17M, 17D	1M, 20D 21M, 17D
SOMERSET COUNTY													
JURY	16	2M, 28D	1M, 4D	0M, 13D 23M, 7D	20M, 10D	20M, 10D	20M, 10D	4M, 1D	4M, 1D	4M, 1D	22M, 18D	22M, 20D	15M, 29D 29M, 21D
NON-JURY	8	1M, 7D	1M, 9D	0M, 0D 2M, 10D	9M, 26D	9M, 23D	2M, 2D 18M, 25D	4M, 10D	4M, 2D	3M, 23D 5M, 24D	15M, 22D	15M, 6D	7M, 8D 25M, 29D
COMBINED	24	2M, 11D	1M, 6D	0M, 0D 23M, 7D	11M, 11D	15M, 11D	2M, 2D 20M, 10D	4M, 8D	4M, 2D	3M, 23D 5M, 24D	20M, 9D	22M, 4D	7M, 8D 29M, 21D
SUSSEX COUNTY													
JURY		NO CASES											
NON-JURY	3	1M, 25D	2M, 2D	1M, 1D 2M, 13D	6M, 25D	5M, 19D	5M, 6D 9M, 20D	9M, 2D	6M, 10D	2M, 12D 18M, 14D	17M, 22D	17M, 1D	9M, 20D 26M, 16D
COMBINED	3	1M, 25D	2M, 2D	1M, 1D 2M, 13D	6M, 25D	5M, 19D	5M, 6D 9M, 20D	9M, 2D	6M, 10D	2M, 12D 18M, 14D	17M, 22D	17M, 1D	9M, 20D 26M, 16D
UNION COUNTY													
JURY	31	2M, 1D	1M, 12D	0M, 16D 16M, 10D	19M, 19D	22M, 12D	5M, 8D 28M, 14D	7M, 26D	7M, 1D	6M, 21D 11M, 12D	28M, 0D	26M, 16D	13M, 21D 42M, 7D
NON-JURY	5	1M, 10D	1M, 0D	0M, 18D 2M, 26D	13M, 19D	16M, 6D	5M, 15D 18M, 16D	3M, 27D	3M, 20D	1M, 11D 6M, 13D	18M, 26D	18M, 29D	13M, 11D 22M, 22D
COMBINED	36	1M, 28D	1M, 11D	0M, 16D 16M, 10D	16M, 19D	17M, 11D	5M, 8D 28M, 14D	5M, 26D	6M, 17D	1M, 11D 11M, 12D	26M, 22D	25M, 25D	13M, 11D 42M, 7D

TABLE D-8 Page 6

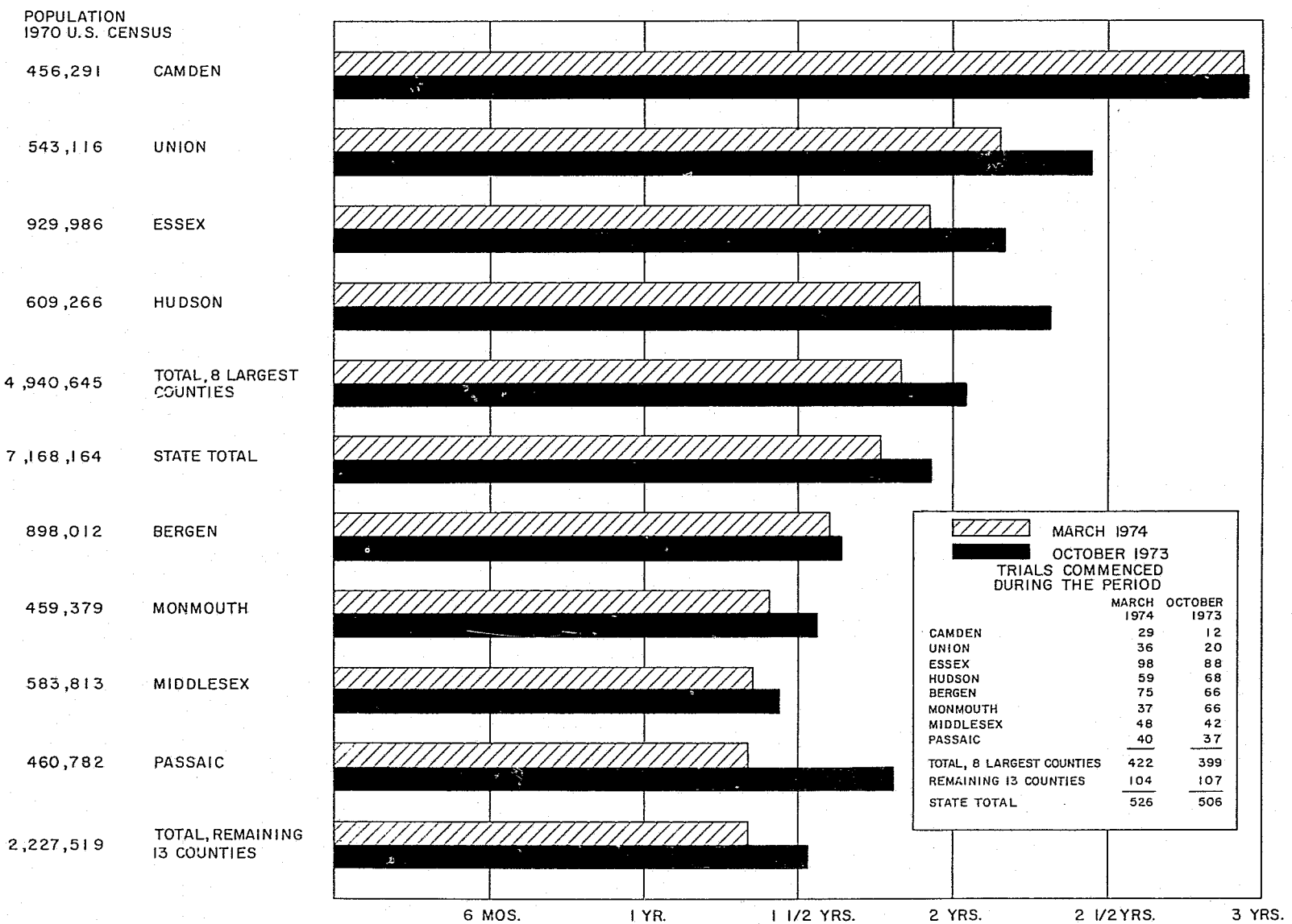
SUPERIOR AND COUNTY COURTS - CIVIL CASES ON WHICH TRIAL COMMENCED DURING MARCH 1974

COUNTY	NO OF CASES TRIED	PERIOD FROM COMPLAINT TO ANSWER			PERIOD FROM ANSWER TO PRETRIAL			PERIOD FROM PRETRIAL TO TRIAL			PERIOD FROM COMPLAINT TO TRIAL		
		MEAN	MEDIAN	RANGE	MEAN	MEDIAN	RANGE	MEAN	MEDIAN	RANGE	MEAN	MEDIAN	RANGE
WARREN COUNTY	2	3M, 28D	3M, 28D	1M, 29D 5M, 27D	NO PRETRIAL			NO PRETRIAL			12M, 20D	12M, 20D	9M, 11D 15M, 29D
-----NO CASES-----													
COMBINED	2	3M, 28D	3M, 28D	1M, 29D 5M, 27D	NO PRETRIAL			NO PRETRIAL			12M, 20D	12M, 20D	9M, 11D 15M, 29D
8 LARGEST COUNTIES *													
JURY	344	2M, 7D	1M, 16D	0M, 0D 17M, 24D	13M, 23D	12M, 6D	2M, 12D 33M, 27D	8M, 21D	7M, 4D	0M, 27D 24M, 25D	22M, 21D	22M, 0D	7M, 2D 48M, 19D
NON-JURY	78	2M, 2D	1M, 8D	0M, 8D 19M, 3D	12M, 21D	12M, 3D	2M, 2D 23M, 2D	6M, 16D	4M, 19D	1M, 4D 26M, 28D	20M, 11D	20M, 26D	3M, 4D 48M, 29D
COMBINED	422	2M, 6D	1M, 13D	0M, 0D 19M, 3D	13M, 9D	12M, 3D	2M, 2D 33M, 27D	7M, 22D	6M, 8D	0M, 27D 26M, 28D	22M, 8D	21M, 29D	3M, 4D 48M, 29D
13 REMAINING COUNTIES													
JURY	86	2M, 22D	1M, 21D	0M, 5D 23M, 7D	10M, 6D	7M, 19D	3M, 5D 20M, 10D	6M, 28D	5M, 3D	2M, 5D 16M, 14D	17M, 21D	16M, 6D	1M, 20D 43M, 28D
NON-JURY	18	1M, 14D	1M, 13D	0M, 0D 3M, 5D	8M, 16D	8M, 29D	2M, 2D 18M, 25D	4M, 18D	3M, 23D	0M, 12D 18M, 14D	14M, 27D	13M, 28D	6M, 1D 26M, 16D
COMBINED	104	2M, 16D	1M, 19D	0M, 0D 23M, 7D	9M, 9D	8M, 8D	2M, 2D 20M, 10D	5M, 19D	4M, 2D	0M, 12D 18M, 14D	17M, 6D	16M, 1D	1M, 20D 43M, 28D
STATE TOTAL													
JURY	430	2M, 10D	1M, 17D	0M, 0D 23M, 7D	13M, 8D	11M, 10D	2M, 12D 33M, 27D	8M, 13D	7M, 1D	0M, 27D 24M, 25D	21M, 21D	21M, 12D	1M, 20D 48M, 19D
NON-JURY	96	1M, 29D	1M, 11D	0M, 0D 19M, 3D	11M, 25D	10M, 1D	2M, 2D 23M, 2D	6M, 4D	4M, 9D	0M, 12D 26M, 28D	19M, 11D	19M, 18D	3M, 4D 48M, 29D
COMBINED	526	2M, 8D	1M, 16D	0M, 0D 23M, 7D	12M, 18D	10M, 26D	2M, 2D 33M, 27D	7M, 11D	5M, 18D	0M, 12D 26M, 28D	21M, 8D	21M, 7D	1M, 20D 48M, 29D

*As to Population, 1970 U.S. Census: Bergen, Camden, Essex, Hudson, Middlesex, Monmouth, Passaic and Union.

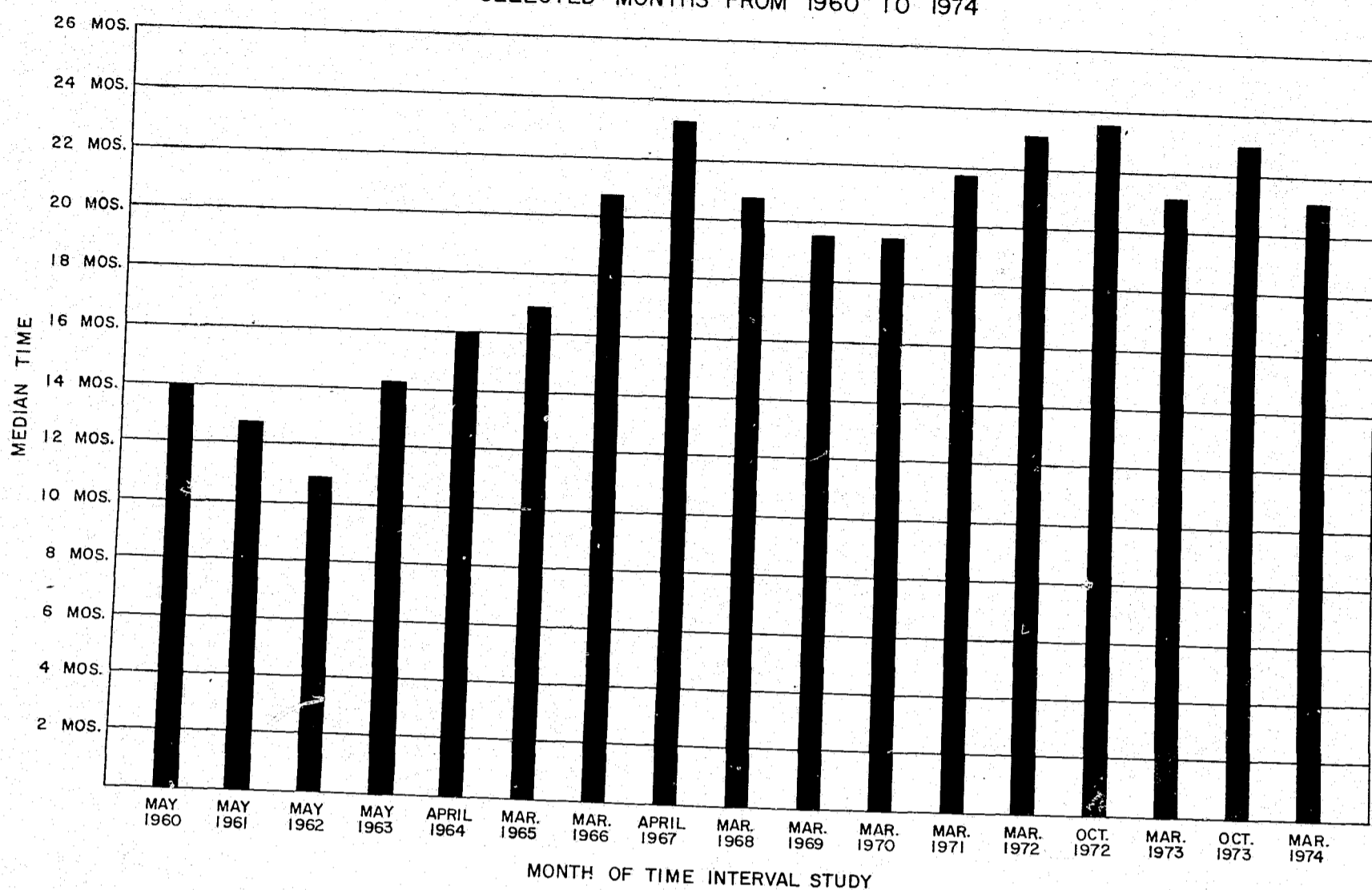
CHART D-6

SUPERIOR AND COUNTY COURTS CIVIL TRIALS COMMENCED DURING OCTOBER 1973 AND MARCH 1974
 MEDIAN TIME FROM DATE OF COMPLAINT TO COMMENCEMENT OF TRIAL
 8 LARGEST COUNTIES (OVER 450,000 POP.) AND COMBINED DATA
 ON REMAINING 13 COUNTIES



SOURCE: TABLES D-7 AND D-8

CHART NO. D-7
 SUPERIOR AND COUNTY COURTS CIVIL TRIALS COMMENCED
 MEDIAN TIME FROM DATE OF COMPLAINT TO COMMENCEMENT OF TRIAL
 SELECTED MONTHS FROM 1960 TO 1974



SOURCE: TABLE D-8

TABLE D-9

COMBINED CIVIL LIST - AUTO NEGLIGENCE TRIALS COMMENCED DURING MARCH, 1974
 PERIOD FROM COMPLAINT TO TRIAL

County	Total Auto Negligence Trials Commenced			Personal Injury			No Personal Injury			
	No. of Cases	Mean	Median	Range	Mean	Median	Range	Mean	Median	Range
8 Largest Counties										
Jury	183	22m,13d	21m,25d	7m, 2d-48m,19d	22m,17d	21m,26d	7m, 2d-48m,19d	16m,18d	15m,18d	8m, 8d-26m,27d
Non-Jury	10	23m,28d	22m,15d	13m,19d-48m,29d	24m, 5d	23m, 5d	13m,19d-48m,29d	21m,25d	21m,25d	21m,25d
Combined	193	22m,16d	21m,25d	7m, 2d-48m,29d	22m,19d	21m,26d	7m, 2d-48m,29d	17m,19d	16m, 5d	8m, 8d-26m,27d
Remaining 13 Counties										
Jury	64	17m,17d	15m,24d	1m,20d-43m,28d	17m,17d	15m,24d	1m,20d-43m,28d	-	-	-
Non-Jury	1	25m,29d	25m,29d	25m,29d	-	-	-	25m,29d	25m,29d	25m,29d
Combined	65	17m,21d	15m,29d	1m,20d-43m,28d	17m,17d	15m,24d	1m,20d-43m,28d	25m,29d	25m,29d	25m,29d
STATE TOTAL										
Jury	247	21m, 5d	20m, 5d	1m,20d-48m,19d	21m, 8d	20m, 6d	1m,20d-48m,19d	16m,18d	15m,18d	8m, 8d-26m,27d
Non-Jury	11	24m, 3d	23m, 5d	13m,19d-48m,29d	24m, 5d	23m, 5d	13m,19d-48m,29d	23m,27d	23m,27d	21m,25d-25m,29d
Combined	258	21m, 9d	20m, 7d	1m,20d-48m,29d	21m,11d	20m, 7d	1m,20d-48m,29d	19m, 1d	19m, 0d	8m, 8d-26m,27d

TABLE D-10

COMBINED CIVIL LIST - OTHER TORT TRIALS COMMENCED DURING MARCH, 1974

PERIOD FROM COMPLAINT TO TRIAL

County	Total Other Tort Trials Commenced			Personal Injury			No Personal Injury			
	No. of Cases	Mean	Median	Range	Mean	Median	Range	Mean	Median	Range
8 Largest Counties										
Jury	161	23m, 0d	22m, 8d	7m, 25d-45m, 23d	23m, 3d	22m, 18d	7m, 25d-45m, 23d	22m, 28d	21m, 23d	9m, 19d-39m, 14d
Non-Jury	68	19m, 26d	20m, 20d	3m, 4d-36m, 24d	17m, 23d	18m, 14d	11m, 20d-22m, 14d	20m, 0d	20m, 26d	3m, 4d-36m, 24d
Combined	229	22m, 2d	22m, 7d	3m, 4d-45m, 23d	22m, 26d	22m, 15d	7m, 25d-45m, 23d	21m, 18d	21m, 18d	3m, 4d-39m, 14d
Remaining 13 Counties										
Jury	22	18m, 1d	16m, 29d	10m, 10d-25m, 11d	18m, 29d	18m, 16d	11m, 25d-24m, 25d	16m, 20d	14m, 10d	10m, 10d-25m, 11d
Non-Jury	17	14m, 8d	13m, 6d	6m, 1d-26m, 16d	-	-	-	14m, 8d	13m, 6d	6m, 1d-26m, 16d
Combined	39	16m, 12d	16m, 10d	6m, 1d-26m, 16d	18m, 29d	18m, 16d	11m, 25d-24m, 25d	15m, 3d	13m, 23d	6m, 1d-26m, 16d
STATE TOTAL										
Jury	183	22m, 12d	22m, 7d	7m, 25d-45m, 23d	22m, 16d	22m, 13d	7m, 25d-45m, 23d	22m, 8d	21m, 19d	9m, 19d-39m, 14d
Non-Jury	85	18m, 22d	19m, 6d	3m, 4d-36m, 24d	17m, 23d	18m, 14d	11m, 20d-22m, 14d	18m, 24d	19m, 6d	3m, 4d-36m, 24d
Combined	268	21m, 7d	21m, 22d	3m, 4d-45m, 23d	22m, 11d	22m, 12d	7m, 25d-45m, 23d	20m, 17d	21m, 0d	3m, 4d-39m, 14d

TABLE D-11

PROCEEDINGS IN THE SUPERIOR AND COUNTY COURTS

CRIMINAL MATTERS

September 1, 1973 to August 31, 1974

County	Trials Concluded*			Municipal Court Appeals	Pretrials	Motions		Pleas Taken	Sentences Imposed	Extradition Hearings	Probation Violation Hearings	Contempt	Duration of Trials Concluded			
	Total	Jury	Non-Jury			Contested	Uncontested						Up to 1 day	1 day + to 3 days	3 days + to 5 days	Over 5 days
Atlantic	149	122	27	129	14	861	106	1,848	663	26	15	0	53	67	23	6
Bergen	402	246	156	293	14	892	906	5,776	1,392	148	247	21	226	137	17	22
Burlington	141	109	32	207	5	464	969	2,093	1,837	116	63	2	81	51	8	1
Camden	326	181	145	179	27	981	2,134	3,936	1,559	42	177	13	167	117	25	17
Cape May	19	16	3	76	0	93	246	749	462	22	21	0	7	7	4	1
Cumberland	56	39	17	113	2	207	250	1,570	693	11	5	1	24	21	7	4
Essex	1,249	1,134	115	201	85	2,602	706	11,555	3,611	95	1,036	5	293	812	106	38
Gloucester	86	29	57	104	0	170	243	903	259	11	5	1	60	21	4	1
Hudson	281	255	26	58	127	1,050	1,578	1,255	1,257	47	117	9	58	126	66	31
Hunterdon	16	14	2	20	83	121	36	616	231	7	0	2	8	3	4	1
Mercer	118	99	19	116	3	1,925	3,029	2,366	1,257	31	5	1	36	67	10	5
Middlesex	316	289	27	277	17	1,454	1,109	2,262	1,358	48	193	5	113	175	18	10
Monmouth	432	316	116	262	1	581	255	2,011	1,715	18	81	9	272	138	16	6
Morris	106	75	31	145	0	345	161	1,111	756	14	125	0	65	31	6	4
Ocean	131	118	13	223	1	328	158	718	456	24	68	1	73	46	8	4
Passaic	474	429	45	117	171	694	984	893	1,101	21	243	1	147	278	38	11
Salem	38	34	4	45	0	83	45	385	207	4	12	7	17	20	1	0
Somerset	49	47	2	67	1	163	309	458	344	3	7	0	10	33	5	1
Sussex	22	18	4	46	30	79	39	224	93	1	5	0	11	8	3	0
Union	337	319	18	195	93	999	1,022	3,644	2,659	24	223	8	46	199	56	36
Warren	24	20	4	63	48	49	100	233	125	14	5	0	14	9	0	1
TOTAL	4,772	3,909	863	2,936	722	14,141	14,385	44,606	21,235	727	2,653	86	1,781	2,366	425	200
TOTAL 1 YEAR AGO	5,392	4,284	1,108	2,744	390	13,194	10,663	50,840	23,032	722	2,230	97	2,319	2,517	391	165

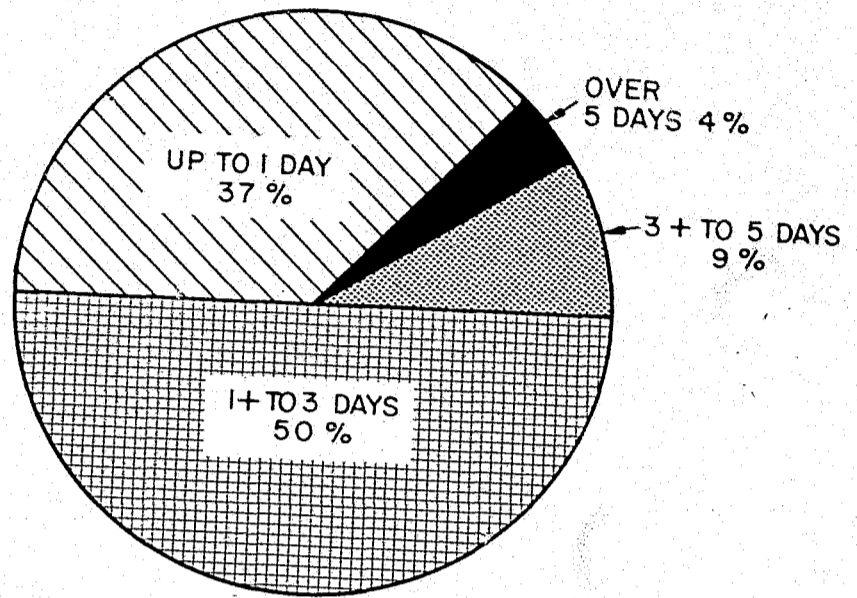
Hours in Conduct of Court 79,258

Hours 1 Year Ago 74,606

*Data do not correspond with information reported on County Monthly Reports (Tables D-12 and D-13) because of differences in reporting requirements.
Source: Weekly reports of the Judges.

CHART NO. D-8
 LAW DIVISION OF THE SUPERIOR AND COUNTY COURTS
 DURATION OF CRIMINAL TRIALS CONCLUDED
 SEPTEMBER 1, 1973 TO AUGUST 31, 1974

COUNTY	TOTAL TRIALS CONCLUDED	DURATION OF TRIALS CONCLUDED			
		UP TO 1 DAY	1+ TO 3 DAYS	3+ TO 5 DAYS	OVER 5 DAYS
ATLANTIC	149	36%	45%	15%	4%
BERGEN	402	56%	34%	4%	6%
BURLINGTON	141	57%	36%	6%	1%
CAMDEN	326	51%	36%	8%	5%
CAPE MAY	19	37%	37%	21%	5%
CUMBERLAND	56	43%	37%	13%	7%
ESSEX	1,249	23%	65%	9%	3%
GLOUCESTER	86	70%	24%	5%	1%
HUDSON	281	21%	45%	23%	11%
HUNTERDON	16	50%	19%	25%	6%
MERCER	118	31%	57%	8%	4%
MIDDLESEX	316	36%	55%	6%	3%
MONMOUTH	432	63%	32%	4%	1%
MORRIS	106	61%	29%	6%	4%
OCEAN	131	56%	35%	6%	3%
PASSAIC	474	31%	59%	8%	2%
SALEM	38	45%	52%	3%	0%
SOMERSET	49	21%	67%	10%	2%
SUSSEX	22	50%	36%	14%	0%
UNION	337	14%	59%	16%	11%
WARREN	24	58%	38%	0%	4%
TOTAL	4,772	37%	50%	9%	4%
TOTAL 1 YEAR AGO	5,392	43%	47%	7%	3%



STATE TOTALS, 1973-74

SOURCE: TABLE D-11

TABLE D-12

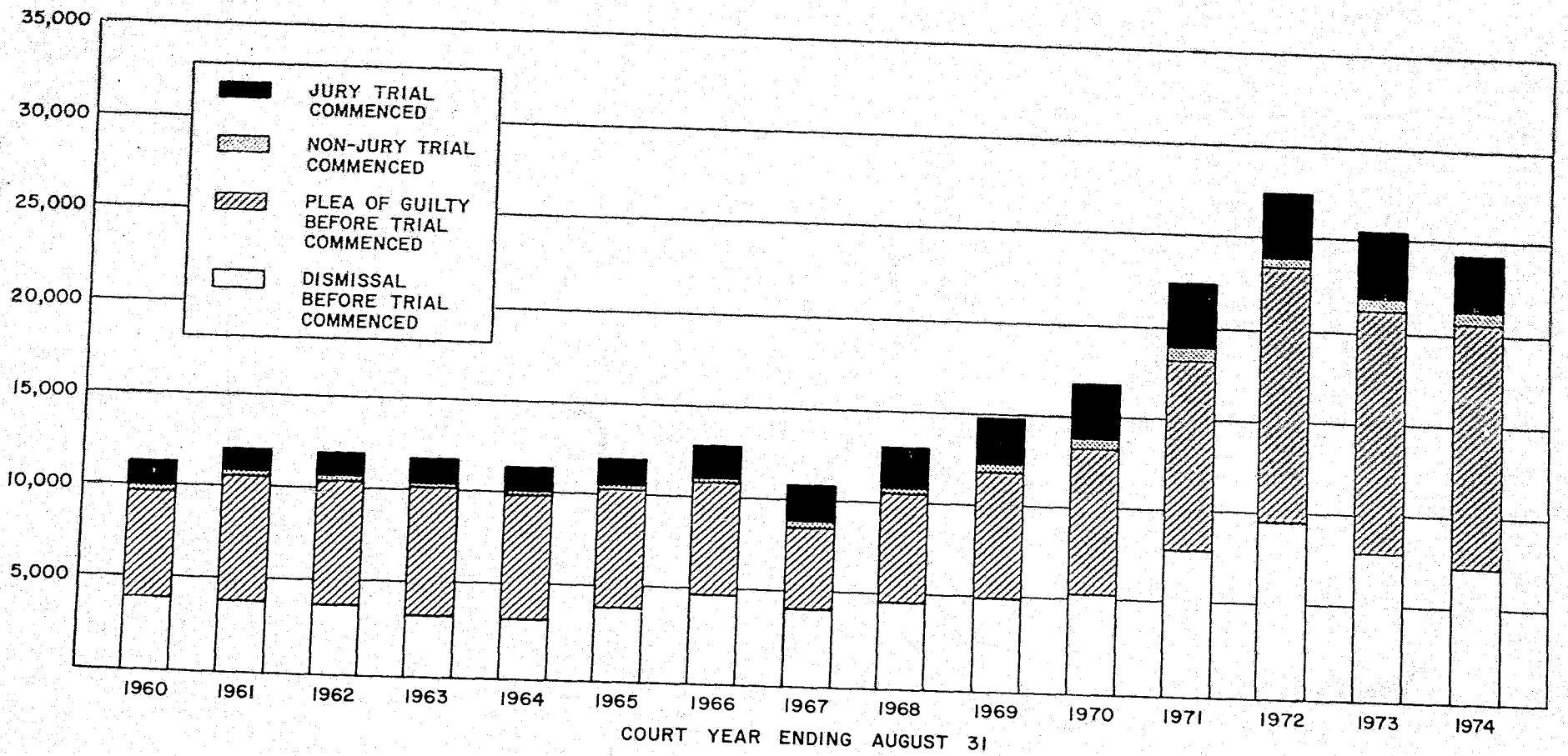
LAW DIVISIONS OF THE SUPERIOR AND COUNTY COURTS
 DISPOSITION OF INDICTMENTS AND ACCUSATIONS
 September 1, 1973 to August 31, 1974

County	Indictments and Accusations Pending Plea or Trial at Beginning of Period	Indictments and Accusations Filed During Period 1/	Indictments and Accusations Closed During Period by:						Total Pending Plea or Trial at End of Period					
			Jury Trial 2/		Non-Jury Trial 3/		Plea	Dismissal	Total	Active	Suspended Dispositions (Narcotics) N.J.S.A. 24:21-27 (a) (1)	UNTRIALABLE (Warrant Outstanding or parties not available for trial)	Inactive 4/	Total
			Partially Tried	Tried to Completion	Partially Tried	Tried to Completion								
Atlantic	791	1,168	55	83	7	0	461	512	1,118	491	31	0	319	841
Bergen	1,361	1,706	5	109	13	137	979	478	1,721	740	84	71	451	1,346
Burlington	836	1,445	29	89	12	23	725	277	1,155	867	4	0	255	1,126
Camden	2,567	1,875	14	138	57	72	1,050	699	2,030	1,037	83	449	843	2,412
Cape May	251	684	5	14	3	0	352	120	494	286	0	84	71	441
Cumberland	443	776	21	26	0	14	512	103	676	281	0	118	144	543
Essex	3,832	3,893	33	766	10	68	1,716	1,193	3,786	2,444	70	33	1,392	3,939
Gloucester	699	819	13	24	34	18	359	143	591	660	14	9	244	927
Hudson	1,480	1,572	50	171	0	18	872	312	1,423	1,060	11	163	395	1,629
Hunterdon	188	498	7	7	0	1	237	203	455	146	28	2	55	231
Mercer	1,459	1,244	10	74	1	3	1,140	429	1,657	620	11	88	327	1,046
Middlesex	1,884	1,387	22	148	0	11	969	742	1,892	576	73	0	730	1,379
Monmouth	1,135	1,490	6	239	1	62	829	425	1,562	510	5	0	548	1,063
Morris	482	696	8	45	0	6	387	349	795	281	22	0	80	383
Ocean	623	668	12	86	2	9	408	79	596	424	2	0	269	695
Passaic	1,296	1,689	58	366	7	19	738	420	1,608	718	12	55	592	1,377
Salem	153	327	5	20	1	5	195	29	255	130	4	9	82	225
Somerset	360	303	2	38	0	0	267	134	441	82	2	0	138	222
Sussex	218	242	5	9	0	0	160	84	258	130	7	0	65	202
Union	1,714	1,424	30	212	16	6	1,176	312	1,752	677	44	61	604	1,386
Warren	133	264	0	14	0	1	119	35	169	165	16	16	31	228
TOTAL	21,905	24,170	390	2,678	164	473	13,651	7,078	24,434	12,325	523	1,158	7,635	21,641
TOTAL 1 YEAR AGO	22,082	25,134	439	3,080	204	441	13,326	7,937	25,427	13,139	N.A.	N.A.	8,650	21,789

1/ Includes 298 indictments and accusations previously reported as disposed of, but reopened because of retraxit following a guilty plea, remand, etc. and 143 reopened after conditional discharge N.J.S.A. 24:21-27(a)(2).
 2/ An indictment is considered disposed of by jury trial if the drawing of the jury is started, even if thereafter the defendant pleads or the case is dismissed.
 3/ An indictment is considered disposed of by non-jury trial if the opening is started or, if the opening is waived, the first witness is sworn.
 4/ Inactive cases are those so marked by order of the court as untriable for reasons beyond the control of the court or prosecutor; included are fugitives, John Does, defendants incarcerated in another state, etc.

Source: Monthly Reports of the County Clerks.

CHART NO. D-10
 SUPERIOR AND COUNTY COURTS
 INDICTMENTS AND ACCUSATIONS
 MANNER OF DISPOSITION OF CASES
 COURT YEARS ENDING AUGUST 31, 1960 TO 1974



SOURCE: TABLE D-13

TABLE D-14

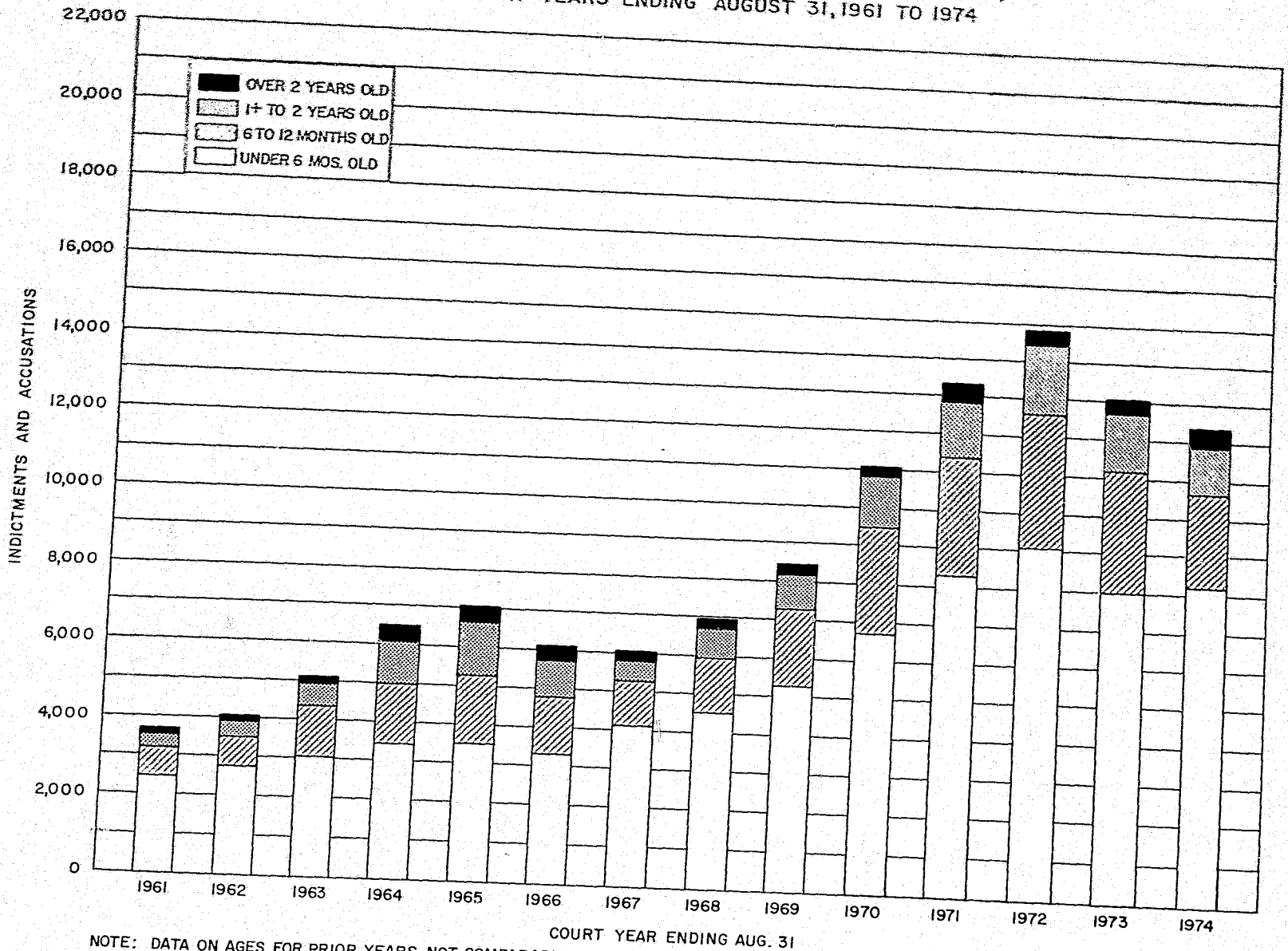
LAW DIVISIONS OF THE SUPERIOR AND COUNTY COURTS
 STATUS AND AGES, FROM DATE OF FILING, OF INDICTMENTS AND ACCUSATIONS OPEN AS OF:
 (Not including those awaiting only sentencing of defendants)
 August 31, 1974

ACTIVE -- PENDING PLEA OR TRIAL

Age from date of Indictment or Accusation	Atlantic	Bergen	Burlington	Camden	Cape May	Cumberland	Essex	Gloucester	Hudson	Hunterdon	Mercer	Middlesex	Monmouth	Morris	Ocean	Passaic	Salem	Somerset	Sussex	Union	Warren	Total	Total 1 Year Ago
Under 6 months	421	487	708	656	191	219	1,400	299	665	99	398	374	427	229	253	507	123	59	72	425	149	8,161	8,007
6 to 12 months	68	159	121	162	88	50	591	236	172	42	101	123	56	38	128	147	7	13	37	132	77	2,478	3,188
1+ to 1 1/2 years	2	69	37	103	2	12	151	101	93	5	69	43	13	14	33	51	0	3	17	60	7	885	1,218
1 1/2 to 2 years	0	12	0	39	1	0	167	10	52	0	21	16	0	0	8	0	0	0	3	33	1	373	379
2+ to 3 years	0	9	1	47	4	0	95	14	61	0	26	17	7	0	4	0	0	0	15	15	1	312	279
Over 3 years	0	4	0	30	0	0	40	0	17	0	5	3	2	0	1	0	0	0	1	12	0	116	68
TOTAL	491	740	867	1,037	286	281	2,444	660	1,060	146	620	576	510	281	424	718	130	82	130	677	165	12,325	13,139
SUSPENDED DISPOSITIONS -- (NARCOTICS) N.J.S.A. 24:21-27(a)(1)																							
Under 6 months	23	4	2	7	0	0	15	4	0	2	8	10	5	1	1	3	3	1	0	13	1	103	N.A.
6 to 12 months	8	29	0	18	0	0	25	7	2	15	3	22	0	14	1	3	1	0	0	12	9	170	N.A.
1+ to 1 1/2 years	0	23	1	16	0	0	9	0	2	11	0	24	0	0	0	3	0	0	7	13	5	119	N.A.
1 1/2 to 2 years	0	6	1	19	0	0	13	0	3	0	0	9	0	2	0	0	0	0	0	5	0	61	N.A.
2+ to 3 years	0	22	0	22	0	0	8	3	2	0	0	7	0	0	0	0	0	0	0	1	1	66	N.A.
Over 3 years	0	0	0	1	0	0	0	0	2	0	0	1	0	0	0	0	0	0	0	0	0	4	N.A.
TOTAL	31	84	4	83	0	0	70	14	11	28	11	73	5	22	2	12	4	2	7	44	16	523	N.A.
UNTRIABLE -- (WARRANT OUTSTANDING OR PARTIES NOT AVAILABLE FOR TRIAL)																							
Under 6 months	0	0	0	69	30	48	32	0	63	0	57	0	0	0	0	33	7	0	0	26	2	367	N.A.
6 to 12 months	0	14	0	140	38	35	1	4	25	0	20	0	0	0	0	15	2	0	0	9	2	305	N.A.
1+ to 1 1/2 years	0	41	0	98	12	34	0	0	20	2	6	0	0	0	0	7	0	0	0	7	4	231	N.A.
1 1/2 to 2 years	0	7	0	48	3	1	0	0	30	0	1	0	0	0	0	0	0	0	0	6	2	98	N.A.
2+ to 3 years	0	6	0	74	0	0	0	5	18	0	2	0	0	0	0	0	0	0	0	3	4	112	N.A.
Over 3 years	0	3	0	20	1	0	0	0	7	0	2	0	0	0	0	0	0	0	0	10	2	45	N.A.
TOTAL	0	71	0	449	84	118	33	9	163	2	88	0	0	0	0	55	9	0	0	61	16	1,158	N.A.
*INACTIVE -- (SO MARKED BY JUDGE)																							
Under 6 months	34	2	0	1	0	5	150	15	1	21	18	62	35	0	1	1	3	4	1	17	5	376	525
6 to 12 months	86	8	1	9	0	0	253	25	24	0	50	96	77	19	1	88	13	15	9	57	12	829	1,224
1+ to 1 1/2 years	69	28	22	63	5	8	148	36	33	11	59	111	88	23	25	91	20	27	54	12	7	942	1,457
1 1/2 to 2 years	46	43	45	116	10	26	141	25	44	8	65	121	75	7	21	71	6	16	12	79	7	984	1,273
2+ to 3 years	41	156	56	200	27	27	406	49	97	12	84	182	129	13	63	259	8	35	25	89	3	1,961	1,585
Over 3 years	43	214	129	462	20	78	294	94	196	3	51	158	144	18	158	82	32	41	18	308	0	2,543	2,586
TOTAL	319	451	255	843	71	144	1,392	244	395	55	327	730	548	80	269	592	82	138	65	604	31	7,635	8,650
TOTAL -- ALL AGES																							
1973-74	841	1,346	1,126	2,412	441	543	3,939	927	1,629	231	1,046	1,379	1,063	383	695	1,377	225	222	202	1,386	228	21,641	--
1972-73	791	1,361	836	2,567	251	416	3,832	699	1,433	188	1,459	1,884	1,135	482	621	1,264	152	360	216	1,709	133	--	21,789

* Inactive cases are those so marked by Order of the Court as untriable for reasons beyond the control of the Court or Prosecutor; included are fugitives, John Does, defendants incarcerated in another State, etc.
 Source: Monthly Reports of the County Clerks.

CHART NO. D-II
LAW DIVISIONS OF THE SUPERIOR AND COUNTY COURTS
AGES OF ACTIVE CRIMINAL CASES (INDICTMENTS AND ACCUSATIONS PENDING
(NOT INCLUDING THOSE AWAITING ONLY SENTENCING)
COURT YEARS ENDING AUGUST 31, 1961 TO 1974



NOTE: DATA ON AGES FOR PRIOR YEARS NOT COMPARABLE.
SOURCE: TABLE D-14

TABLE D-15

March 1974 Criminal Time Interval Study
Summary and Comparison With March 1973

COUNTY	Median Length of Continuous Incarceration of Defendants Awaiting Plea or Commencement of Trial Only			Median Period from Indictment or Accusation to Commencement of Trial									TOTAL CASES Median Period from Indictment or Accusation to Commencement of Trial (March 1974 v. March 1973)				Total Number of Cases
				Murder					Other (Non-Murder)				Year	Jury	Non-Jury	Total	
	Murder	Other	Total	Jail	Other Incar.	Bail	ROR	Total Murder	Jail	Other Incar.	Bail	ROR					
Atlantic	-	3m28d	3m28d	-	-	6m19d	-	6m19d	9m 7d	-	4m 5d	-	8m 4d	'74 8m15d	3m 7d	7m 3d	19
Bergen	-	1m18d	1m18d	-	-	2m29d	-	2m29d	2m 9d	2m 6d	2m22d	2m15d	2m 9d	'73 3m 6d	2m 9d	2m 9d	50
Burlington	-	-	-	-	-	5m15d	-	5m15d	-	7m 6d	9m12d	-	8m 4d	'74 5m15d	9m12d	7m22d	14
Camden	3m21d	4m19d	3m21d	3m 7d	-	-	-	3m 7d	4m 6d	5m10d	5m13d	-	4m16d	'73 3m20d	4m 4d	4m 0d	33
Cape May	-	-	-	-	-	-	-	-	-	-	10m 4d	9m 2d	10m 4d	'74 9m 2d	10m 4d	10m 4d	3
Cumberland	-	4m24d	4m24d	-	-	-	-	-	3m27d	5m 9d	2m26d	-	3m 1d	'73 3m 1d	-	3m 1d	7
Essex	6m 7d	3m 8d	3m29d	4m 2d	-	5m14d	-	4m 6d	5m 7d	1m 9d	7m29d	7m23d	7m 2d	'74 6m28d	5m 8d	6m28d	153
Gloucester	5m25d	6m 9d	5m25d	5m15d	-	-	-	5m15d	4m26d	-	8m 8d	7m12d	7m25d	'73 3m13d	10m 5d	9m 4d	8
Hudson	-	4m 9d	4m 9d	-	-	4m15d	-	4m15d	3m12d	6m 6d	8m 8d	8m20d	5m13d	'74 4m18d	-	4m18d	33
Hunterdon	-	-	-	-	-	-	-	-	-	-	-	6m11d	6m11d	'73 3m 4d	3m 7d	3m 5d	2
Mercer	-	14m24d	14m24d	-	-	-	-	-	13m26d	10m 0d	9m24d	-	10m24d	'74 9m24d	11m 7d	10m24d	9
Middlesex	-	0m 3d	0m 3d	-	-	-	-	-	12m29d	-	6m 9d	4m 4d	5m12d	'73 5m12d	9m 4d	5m12d	23
Monmouth	-	3m 7d	3m 7d	-	-	-	-	-	3m13d	5m15d	7m10d	3m23d	5m 6d	'74 5m16d	3m20d	5m 6d	46
Morris	-	-	-	-	-	-	-	-	-	-	4m14d	4m26d	4m26d	'73 3m 3d	3m11d	3m 4d	12
Ocean	-	2m 7d	2m 7d	-	-	-	-	-	2m16d	-	7m21d	6m23d	7m11d	'74 6m16d	8m22d	7m11d	18
Passaic	4m17d	3m18d	3m19d	1m20d	-	-	-	1m20d	1m27d	1m27d	7m 0d	7m26d	2m25d	'73 2m24d	12m21d	2m25d	68
Salem	-	-	-	-	-	-	-	-	-	-	-	1m27d	1m27d	'74 1m27d	-	1m27d	1
Somerset	-	1m17d	1m17d	-	-	-	-	-	8m21d	-	-	5m 8d	6m29d	'73 10m11d	-	10m11d	8
Sussex	-	1m18d	1m18d	-	-	-	-	-	6m22d	-	3m21d	-	5m 6d	'74 5m 6d	-	5m 6d	2
Union	-	3m23d	3m23d	-	-	-	-	-	1m28d	6m27d	9m14d	13m25d	6m29d	'73 9m 7d	5m 6d	6m29d	41
Warren	-	-	-	-	-	-	-	-	-	-	-	-	-	'74 -	-	-	0
STATE TOTAL	4m17d	3m15d	3m19d	3m29d	-	4m29d	-	4m 6d	3m17d	2m27d	6m26d	4m26d	5m 8d	'74 5m10d	4m 3d	5m 5d	545
														'73 5m18d	5m 0d	5m16d	580

TABLE D-16 Page 1

DEFENDANTS ON WHOM CRIMINAL TRIALS COMMENCED DURING OCTOBER 1973

	Number of Indictments & Accusations On Which Trial Commenced This Month	Number of Defendants	*TIME INTERVALS ARE COMPUTED FROM THE DATE OF FILING OF THE OLDEST INDICTMENT OR ACCUSATION ON WHICH TRIAL COMMENCED THIS MONTH											
			Length of Continuous Incarceration or Other Committal Awaiting Commencement of Trial			Period From Indictment or Accusation To First Plea			Period From Not Guilty Plea To Commencement of Trial			Period From Indictment or Accusation To Commencement of Trial		
			Mean	Median	Range	Mean	Median	Range	Mean	Median	Range	Mean	Median	Range
Atlantic														
Murder:	0	0	-	-	-	-	-	-	-	-	-	-	-	-
Other:														
In Jail Awtg. Plea/Trial	3	3	3m 9d	4m 1d	1m23d-4m 4d	4m10d	0m24d	0m16d-11m19d	5m10d	6m21d	2m13d-6m27d	9m20d	7m15d	2m29d-18m16d
Released on Bail	9	9	-	-	-	4m23d	3m 5d	0m15d-11m 1d	4m24d	3m21	0m 0d-11m 5d	9m16d	9m15d	4m 9d-11m22d
Total	12	12	3m 9d	4m 1d	1m23d-4m 4d	4m19d	1m29d	0m15d-11m19d	4m28d	5m 6d	0m 0d-11m 5d	9m17d	9m15d	2m29d-18m16d
Total Cases:														
Jury	12	12	3m 9d	4m 1d	1m23d-4m 4d	4m19d	1m29d	0m15d-11m19d	4m28d	5m 6d	0m 0d-11m 5d	9m17d	9m15d	2m29d-18m16d
Non-Jury	0	0	-	-	-	-	-	-	-	-	-	-	-	-
Total	12	12	3m 9d	4m 1d	1m23d-4m 4d	4m19d	1m29d	0m15d-11m19d	4m28d	5m 6d	0m 0d-11m 5d	9m17d	9m15d	2m29d-18m16d
Bergen														
Murder:	0	0	-	-	-	-	-	-	-	-	-	-	-	-
Other:														
In Jail Awtg. Plea/Trial	4	4	2m 3d	2m10d	0m10d-3m12d	1m10d	0m 9d	0m 7d-4m16d	2m 9d	2m11d	0m17d-3m27d	3m19d	3m15d	2m13d-5m 3d
Released on Bail	35	35	-	-	-	0m21d	0m10d	0m 8d-4m28d	4m 8d	3m16d	0m19d-11m27d	4m29d	3m26d	0m28d-12m12d
Total	39	39	2m 3d	2m10d	0m10d-3m12d	0m23d	0m10d	0m 7d-4m28d	4m 2d	3m16d	0m17d-11m27d	4m25d	3m26d	0m28d-12m12d

TABLE D-16 Page 2

DEFENDANTS ON WHOM CRIMINAL TRIALS COMMENCED DURING OCTOBER 1973

	Number of Indictments & Accusations On Which Trial Commenced This Month	Number of Defendants	*TIME INTERVALS ARE COMPUTED FROM THE DATE OF FILING OF THE OLDEST INDICTMENT OR ACCUSATION ON WHICH TRIAL COMMENCED THIS MONTH											
			Length of Continuous Incarceration or Other Committal Awaiting Commencement of Trial			Period From Indictment or Accusation To First Plea			Period From Not Guilty Plea To Commencement of Trial			Period From Indictment or Accusation To Commencement of Trial		
			Mean	Median	Range	Mean	Median	Range	Mean	Median	Range	Mean	Median	Range
Bergen (continued)														
Total Cases:	16	16	2m21d	3m 6d	1m15d-3m12d	0m20d	0m 9d	0m 9d-4m16d	4m11d	3m20d	0m17d-10m17d	5m 1d	4m28d	0m28d-11m10d
Jury														
Non-Jury	23	23	0m10d	0m10d	0m10d	0m25d	0m10d	0m 7d-4m28d	3m25d	3m16d	1m 2d-11m27d	4m20d	3m26d	1m25d-12m12d
Total	39	39	2m 3d	2m10d	0m10d-3m12d	0m23d	0m10d	0m 7d-4m28d	4m 2d	3m16d	0m17d-11m27d	4m25d	3m26d	0m28d-12m12d
Burlington														
Murder:														
In Jail on Prior Convtn.	2	1	-	-	-	6m17d	6m17d	6m17d	14m25d	14m25d	14m25d	21m12d	21m12d	21m12d
Total	2	1	-	-	-	6m17d	6m17d	6m17d	14m25d	14m25d	14m25d	21m12d	21m12d	21m12d
Other:														
In Jail on Prior Convtn.	2	2	-	-	-	1m25d	1m25d	0m16d-3m 4d	6m29d	6m29d	5m20d-8m 8d	8m24d	8m24d	8m24d
Released on Bail	23	19	-	-	-	0m16d	0m16d	0m 0d-1m24d	7m24d	8m26d	0m 0d-16m19d	8m10d	9m17d	0m 3d-17m17d
Total	25	21	-	-	-	0m20d	0m16d	0m 0d-3m 4d	7m22d	8m 8d	0m 0d-16m19d	8m12d	8m24d	0m 3d-17m17d

TABLE D-16 Page 3

DEFENDANTS ON WHOM CRIMINAL TRIALS COMMENCED DURING OCTOBER 1973

	Number of Indictments & Accusations On Which Trial Commenced This Month	Number of Defendants	* TIME INTERVALS ARE COMPUTED FROM THE DATE OF FILING OF THE OLDEST INDICTMENT OR ACCUSATION ON WHICH TRIAL COMMENCED THIS MONTH											
			Length of Continuous Incarceration or Other Committal Awaiting Commencement of Trial			Period From Indictment or Accusation To First Plea			Period From Not Guilty Plea To Commencement of Trial			Period From Indictment or Accusation To Commencement of Trial		
			Mean	Median	Range	Mean	Median	Range	Mean	Median	Range	Mean	Median	Range
			Mean	Median	Range	Mean	Median	Range	Mean	Median	Range	Mean	Median	Range
Burlington (continued)														
Total Cases:														
Jury	20	16	-	-	-	1m 3d	0m17d	0m 0d-6m17d	8m15d	9m 9d	1m10d-14m25d	9m18d	9m25d	1m14d-21m12d
Non-Jury	7	6	-	-	-	0m14d	0m10d	0m 3d-0m28d	6m27d	4m 1d	0m 0d-16m19d	7m10d	4m11d	0m 3d-17m17d
Total	27	22	-	-	-	0m28d	0m16d	0m 0d-6m17d	8m 1d	8m17d	0m 0d-16m19d	8m29d	9m 5d	0m 3d-21m12d
Camden														
Murder:														
In Jail Awtg. Plea/Trial	1	1	3m14d	3m14d	3m14d	0m16d	0m16d	0m16d	2m28d	2m28d	2m28d	3m14d	3m14d	3m14d
Released on Bail	3	3	-	-	-	1m 5d	1m 5d	0m21d-1m19d	3m27d	4m 9d	2m13d-5m 0d	5m 2d	5m14d	3m 4d-6m19d
Total	4	4	3m14d	3m14d	3m14d	1m 0d	0m28d	0m16d-1m19d	3m20d	3m18d	2m13d-5m 0d	4m20d	4m14d	3m 4d-6m19d
Other:														
In Jail Awtg. Plea/Trial	7	6	6m18d	6m16d	0m28d-11m 8d	1m 5d	0m27d	0m22d-2m17d	4m17d	5m10d	0m28d-7m21d	5m22d	6m 3d	1m25d-10m 8d
Released on Bail	39	38	-	-	-	1m28d	0m29d	0m 9d-11m23d	4m24d	4m 8d	0m 0d-14m13d	6m22d	5m19d	1m15d-15m22d
Released on own Recog.	5	5	-	-	-	6m18d	1m 2d	0m15d-29m10d	4m 5d	4m29d	1m25d-7m 1d	10m24d	6m 5d	2m16d-31m 5d
Total	51	49	6m18d	6m16d	0m28d-11m 8d	2m10d	0m29d	0m 9d-29m10d	4m21d	4m 9d	0m 0d-14m13d	7m 1d	5m23d	1m15d-31m 5d

TABLE D-16 Page 4

DEFENDANTS ON WHOM CRIMINAL TRIALS COMMENCED DURING OCTOBER 1973

	Number of Indictments & Accusations On Which Trial Commenced This Month	Number of Defendants	* TIME INTERVALS ARE COMPUTED FROM THE DATE OF FILING OF THE OLDEST INDICTMENT OR ACCUSATION ON WHICH TRIAL COMMENCED THIS MONTH											
			Length of Continuous Incarceration or Other Committal Awaiting Commencement of Trial			Period From Indictment or Accusation To First Plea			Period From Not Guilty Plea To Commencement of Trial			Period From Indictment or Accusation To Commencement of Trial		
			Mean	Median	Range	Mean	Median	Range	Mean	Median	Range	Mean	Median	Range
			Mean	Median	Range	Mean	Median	Range	Mean	Median	Range	Mean	Median	Range
Camden (continued)														
Total Cases:														
Jury	26	24	7m10d	7m10d	3m14d-11m 8d	1m13d	1m 1d	0m14d-8m 5d	5m 1d	4m20d	0m 0d-14m13d	6m13d	6m 6d	1m29d-14m27d
Non-Jury	29	29	4m17d	6m 7d	0m28d-6m15d	2m27d	0m29d	0m 9d-29m10d	4m 8d	3m25d	0m18d-13m 9d	7m 5d	5m 9d	1m15d-31m 5d
Total	55	53	6m 5d	6m15d	0m28d-11m 8d	2m 7d	0m29d	0m 9d-29m10d	4m19d	4m 9d	0m 0d-14m13d	6m25d	5m22d	1m15d-31m 5d
Cape May														
Murder:														
Other:														
Released on Own Recog.	1	1	-	-	-	0m28d	0m28d	0m28d	5m27d	5m27d	5m27d	6m25d	6m25d	6m25d
Total	1	1	-	-	-	0m28d	0m28d	0m28d	5m27d	5m27d	5m27d	6m25d	6m25d	6m25d
Total Cases:														
Jury	1	1	-	-	-	0m28d	0m28d	0m28d	5m27d	5m27d	5m27d	6m25d	6m25d	6m25d
Non-Jury	0	0	-	-	-	-	-	-	-	-	-	-	-	-
Total	1	1	-	-	-	0m28d	0m28d	0m28d	5m27d	5m27d	5m27d	6m25d	6m25d	6m25d

TABLE D-16 Page 5

DEFENDANTS ON WHOM CRIMINAL TRIALS COMMENCED DURING OCTOBER 1973

THE UNIT FOR THESE SECTIONS IS THE DEFENDANT, REGARDLESS OF THE NUMBER OF INDICTMENTS OR ACCUSATIONS AGAINST HIM

* TIME INTERVALS ARE COMPUTED FROM THE DATE OF FILING OF THE OLDEST INDICTMENT OR ACCUSATION ON WHICH TRIAL COMMENCED THIS MONTH

Cumberland	Number of Indictments & Accusations On Which Trial Commenced This Month	Number of Defendants	Length of Continuous Incarceration or Other Committal Awaiting Commencement of This Month's Trial			Period From Indictment or Accusation To First Plea			Period From Not Guilty Plea To Commencement of Trial			Period From Indictment or Accusation To Commencement of Trial		
			Mean	Median	Range	Mean	Median	Range	Mean	Median	Range	Mean	Median	Range
			Murder:	0	0	-	-	-	-	-	-	-	-	-
Other:														
In Jail Awtg. Plea/Trial	1	1	1m 8d	1m 8d	1m 8d	0m10d	0m10d	0m10d	4m27d	4m27d	4m27d	5m 7d	5m 7d	5m 7d
Released on Bail	3	3	-	-	-	0m10d	0m10d	0m10d	3m14d	3m16d	3m10d-3m17d	3m24d	3m26d	3m20d-3m27d
Total	4	4	1m 8d	1m 8d	1m 8d	0m10d	0m10d	0m10d	3m25d	3m16d	3m10d-4m27d	4m 5d	3m26d	3m20d-5m 7d
Total Cases:														
Jury	3	3	1m 8d	1m 8d	1m 8d	0m10d	0m10d	0m10d	4m 0d	3m17d	3m16d-4m27d	4m10d	3m27d	3m26d-5m 7d
Non-Jury	1	1	-	-	-	0m10d	0m10d	0m10d	3m10d	3m10d	3m10d	3m20d	3m20d	3m20d
Total	4	4	1m 8d	1m 8d	1m 8d	0m10d	0m10d	0m10d	3m25d	3m16d	3m10d-4m27d	4m 5d	3m26d	3m20d-5m 7d
Essex														
Murder:														
In Jail Awtg. Plea/Trial	3	3	5m24d	4m14d	4m14d-8m15d	0m7d	0m17d	0m 7d-0m 8d	4m18d	3m23d	3m23d-6m 9d	4m26d	4m 0d	4m 0d-6m17d
In Jail on Prior Convtn.	1	1	-	-	-	1m11d	1m11d	1m11d	2m28d	2m28d	2m28d	4m 9d	4m 9d	4m 9d
Released on bail	3	3	-	-	-	1m18d	2m 2d	0m19d-2m 2d	5m 1d	5m17d	3m21d-5m26d	6m19d	7m19d	4m10d-7m28d
Total	7	7	5m24d	4m14d	4m14d-8m15d	0m29d	0m19d	0m 7d-2m 2d	4m17d	3m23d	2m28d-6m 9d	5m16d	4m10d	4m 0d-7m28d

TABLE D-16 Page 6

DEFENDANTS ON WHOM CRIMINAL TRIALS COMMENCED DURING OCTOBER 1973

THE UNIT FOR THESE SECTIONS IS THE DEFENDANT, REGARDLESS OF THE NUMBER OF INDICTMENTS OR ACCUSATIONS AGAINST HIM

* TIME INTERVALS ARE COMPUTED FROM THE DATE OF FILING OF THE OLDEST INDICTMENT OR ACCUSATION ON WHICH TRIAL COMMENCED THIS MONTH

Essex (continued)	Number of Indictments & Accusations On Which Trial Commenced This Month	Number of Defendants	Length of Continuous Incarceration or Other Committal Awaiting Commencement of This Month's Trial			Period From Indictment or Accusation To First Plea			Period From Not Guilty Plea To Commencement of Trial			Period From Indictment or Accusation To Commencement of Trial		
			Mean	Median	Range	Mean	Median	Range	Mean	Median	Range	Mean	Median	Range
			Other:											
In Jail Awtg. Plea/Trial	15	15	2m19d	2m25d	0m 6d-6m24d	3m 4d	0m21d	0m 0d-20m 5d	5m 9d	5m 1d	1m 0d-14m 2d	8m14d	5m29d	1m14d-22m21d
Released on Bail	98	98	-	-	-	1m 5d	0m20d	0m 6d-18m 9d	7m15d	5m10d	0m 0d-39m 3d	8m20d	7m15d	0m18d-39m21d
Released on own Recog.	22	22	-	-	-	1m 5d	0m26d	0m14d-2m16d	8m 3d	8m 3d	2m 8d-15m 3d	9m 8d	9m 8d	4m 4d-16m13d
Total	135	135	2m19d	2m25d	0m 6d-6m24d	1m11d	0m21d	0m 0d-20m 5d	7m11d	6m14d	0m 0d-39m 3d	8m22d	7m25d	0m18d-39m21d
Total Cases:														
Jury	108	108	2m26d	3m 0d	0m 6d-6m24d	1m13d	0m19d	0m 0d-20m 5d	6m 6d	4m25d	0m 0d-28m23d	7m19d	6m 5d	0m18d-29m19d
Non-Jury	34	34	8m15d	8m15d	8m15d	1m 4d	0m26d	0m 8d-2m23d	10m14d	7m12d	0m29d-39m 3d	11m18d	8m15d	1m10d-39m21d
Total	142	142	3m 5d	3m10d	0m 6d-8m15d	1m11d	0m20d	0m 0d-20m 5d	7m 7d	6m 1d	0m 0d-39m 3d	8m18d	7m19d	0m18d-39m21d
Gloucester														
Murder:	0	0	-	-	-	-	-	-	-	-	-	-	-	-
Other:														
In Jail on Prior Convic.	1	1	-	-	-	0m15d	0m15d	0m15d	4m23d	4m23d	4m23d	5m 8d	5m 8d	5m 8d
Released on Bail	10	8	-	-	-	0m12d	0m12d	0m 6d-0m18d	10m12d	8m 7d	6m12d-21m 9d	10m24d	8m16d	6m27d-21m24d

TABLE D-16 Page 7

DEFENDANTS ON WHOM CRIMINAL TRIALS COMMENCED DURING OCTOBER 1973

	Number of Indictments & Accusations On Which Trial Commenced This Month	Number of Defendants	THE UNIT FOR THESE SECTIONS IS THE DEFENDANT, REGARDLESS OF THE NUMBER OF INDICTMENTS OR ACCUSATIONS AGAINST HIM														
			* TIME INTERVALS ARE COMPUTED FROM THE DATE OF FILING OF THE OLDEST INDICTMENT OR ACCUSATION ON WHICH TRIAL COMMENCED THIS MONTH			Length of Continuous Incarceration or Other Committal Awaiting Commencement of This Month's Trial			Period From Indictment or Accusation To First Plea			Period From Not Guilty Plea To Commencement of Trial			Period From Indictment or Accusation To Commencement of Trial		
			Mean	Median	Range	Mean	Median	Range	Mean	Median	Range	Mean	Median	Range	Mean	Median	Range
Gloucester (continued)																	
Released on Own Recog.	1	1	-	-	-	8m18d	8m18d	8m18d	0m 0d	0m 0d	0m0d	8m18d	8m18d	8m18d			
Total	12	10	-	-	-	1m 7d	0m15d	0m 6d-8m19d	8m24d	7m22d	0m 0d-21m 9d	10m 1d	8m16d	5m 8d-21m24d			
Total Cases:																	
Jury	6	4	-	-	-	0m 8d	0m 9d	0m 6d-0m 9d	10m15d	8m19d	8m 7d-16m14d	10m23d	8m26d	8m16d-16m23d			
Non-Jury	6	6	-	-	-	1m26d	0m15d	0m15d-8m18d	7m21d	6m12d	0m 0d-21m 9d	9m17d	7m11d	5m 8d-21m24d			
Total	12	10	-	-	-	1m 7d	0m15d	0m 6d-8m18d	8m24d	7m22d	0m 0d-21m 9d	10m 1d	8m16d	5m 8d-21m24d			
Hudson																	
Murder:																	
Released on Bail	1	1	-	-	-	0m26d	0m26d	0m26d	2m23d	2m23d	2m23d	3m19d	3m19d	3m19d			
Total	1	1	-	-	-	0m26d	0m26d	0m26d	2m23d	2m23d	2m23d	3m19d	3m19d	3m19d			
Other:																	
In Jail Awtg. Plea/Trial	7	7	2m28d	2m21d	0m 8d-5m20d	2m 0d	0m28d	0m 8d-8m 4d	4m 4d	2m 3d	0m22d-14m13d	6m 4d	3m21d	1m17d-14m21d			
In Jail on Prior Convic.	1	1	-	-	-	0m26d	0m26d	0m26d	11m23d	11m23d	11m23d	12m19d	12m19d	12m19d			
Released on Bail	48	47	-	-	-	1m24d	0m28d	0m 7d-37m14d	10m18d	9m24d	0m24d-33m15d	12m11d	10m23d	1m17d-53m17d			
Released on Own Recog.	1	1	-	-	-	0m20d	0m20d	0m20d	17m12d	17m12d	17m12d	18m 2d	18m 2d	18m 2d			

TABLE D-16 Page 8

DEFENDANTS ON WHOM CRIMINAL TRIALS COMMENCED DURING OCTOBER 1973

	Number of Indictments & Accusations On Which Trial Commenced This Month	Number of Defendants	THE UNIT FOR THESE SECTIONS IS THE DEFENDANT, REGARDLESS OF THE NUMBER OF INDICTMENTS OR ACCUSATIONS AGAINST HIM														
			* TIME INTERVALS ARE COMPUTED FROM THE DATE OF FILING OF THE OLDEST INDICTMENT OR ACCUSATION ON WHICH TRIAL COMMENCED THIS MONTH			Length of Continuous Incarceration or Other Committal Awaiting Commencement of This Month's Trial			Period From Indictment or Accusation To First Plea			Period From Not Guilty Plea To Commencement of Trial			Period From Indictment or Accusation To Commencement of Trial		
			Mean	Median	Range	Mean	Median	Range	Mean	Median	Range	Mean	Median	Range	Mean	Median	Range
Hudson (continued)																	
Total	57	56	2m28d	2m21d	0m 8d-5m20d	1m23d	0m27d	0m 7d-37m14d	9m28d	9m16d	0m22d-33m15d	11m21d	10m23d	1m17d-53m17d			
Total Cases:																	
Jury	58	57	2m28d	2m21d	0m 8d-5m20d	1m23d	0m27d	0m 7d-37m14d	9m24d	9m 9d	0m22d-33m15d	11m17d	10m23d	1m17d-53m17d			
Non-Jury	0	0	-	-	-	-	-	-	-	-	-	-	-	-			
Total	58	57	2m28d	2m21d	0m 8d-5m20d	1m23d	0m27d	0m 7d-37m14d	9m24d	9m9d	0m22d-33m15d	11m17d	10m23d	1m17d-53m17d			
Hunterdon																	
Murder:																	
In Jail Awtg. Plea/Trial	2	1	7m20d	7m20d	7m20d	0m 8d	0m 8d	0m 8d	6m18d	6m18d	6m18d	6m26d	6m26d	6m26d			
Total	2	1	7m20d	7m20d	7m20d	0m 8d	0m 8d	0m 8d	6m18d	6m18d	6m18d	6m26d	6m26d	6m26d			
Other:																	
Released on Bail	2	2	-	-	-	0m22d	0m22d	0m22d	3m 3d	3m 3d	3m 3d	3m25d	3m25d	3m25d			
Released on Own Recog.	2	2	-	-	-	0m 6d	0m 6d	0m 6d-0m 7d	0m 3d	0m 3d	0m 3d-0m 4d	0m10d	0m10d	0m10d			
Total	4	4	-	-	-	0m14d	0m14d	0m 6d-0m22d	1m18d	1m18d	0m 3d-3m 3d	2m 2d	2m 2d	0m10d-3m25d			
Total Cases:																	
Jury	6	5	7m20d	7m20d	7m20d	0m13d	0m 8d	0m 6d-0m22d	2m18d	3m 3d	0m 3d-6m18d	3m 1d	3m25d	0m10d-6m26d			

TABLE D-16 Page 9

DEFENDANTS ON WHOM CRIMINAL TRIALS COMMENCED DURING OCTOBER 1973

Category	Number of Defendants		Length of Continuous Incarceration or Other Compelling Awaiting Commencement of Trial			Period From Indictment or Accusation To First Pleadings			Period From Not Guilty Plea To Commencement of Trial			Period From Indictment or Accusation To Commencement of Trial		
	Total	Other	Mean	Median	Range	Mean	Median	Range	Mean	Median	Range	Mean	Median	Range
Hunterdon (continued)														
Non-Jury	0	0	-	-	-	-	-	-	-	-	-	-	-	-
Total	6	5	7m20d	7m20d	7m20d	0m13d	0m 8d	0m 6d-0m22d	2m18d	3m 3d	0m 3d-6m18d	3m 1d	3m25d	0m10d-6m26d
Mercer														
Murders:	0	0	-	-	-	-	-	-	-	-	-	-	-	-
Other:														
In Jail Awtg. Plea Trial	3	3	4m18d	3m29d	3m19d-6m 6d	5m 9d	1m17d	0m20d-13m21d	9m 9d	6m23d	6m14d-14m20d	14m18d	8m10d	7m 4d-28m11d
In Jail on Other Convic.	2	2	-	-	-	1m 3d	1m 3d	1m 0d-1m 7d	10m23d	10m23d	8m29d-12m17d	11m26d	11m26d	10m 6d-13m17d
Released on Bail	2	2	-	-	-	0m19d	0m19d	0m16d-0m22d	18m26d	18m26d	6m17d-31m 6d	19m15d	19m15d	7m 3d-31m28d
Total	7	7	4m18d	3m19d	3m19d-6m 6d	2m23d	1m 0d	0m16d-13m21d	12m14d	8m29d	6m14d-31m 6d	15m 7d	10m 6d	7m 3d-31m28d
Total Cases:														
Jury	6	6	3m24d	3m24d	3m19d-3m29d	2m29d	0m26d	0m16d-13m21d	13m12d	10m23d	6m14d-31m 6d	16m11d	11m26d	7m 3d-31m28d
Non-Jury	1	1	6m 6d	6m 6d	6m 6d	1m17d	1m17d	1m17d	6m23d	6m23d	6m23d	8m10d	8m10d	8m10d
Total	7	7	4m18d	3m29d	3m19d-6m 6d	2m23d	1m 0d	0m16d-13m21d	12m14d	8m29d	6m14d-31m 6d	15m 7d	10m 6d	7m 3d-31m28d

TABLE D-16 Page 10

DEFENDANTS ON WHOM CRIMINAL TRIALS COMMENCED DURING OCTOBER 1973

Category	Number of Indictments & Accusations On Which Trial Commenced This Month	Number of Defendants	THE UNIT FOR THESE SECTIONS IS THE DEFENDANT, REGARDLESS OF THE NUMBER OF INDICTMENTS OR ACCUSATIONS AGAINST HIM														
			*TIME INTERVALS ARE COMPUTED FROM THE DATE OF FILING OF THE OLDEST INDICTMENT OR ACCUSATION ON WHICH TRIAL COMMENCED THIS MONTH			Length of Continuous Incarceration or Other Compelling Awaiting Commencement of Trial			Period From Indictment or Accusation To First Pleadings			Period From Not Guilty Plea To Commencement of Trial			Period From Indictment or Accusation To Commencement of Trial		
			Mean	Median	Range	Mean	Median	Range	Mean	Median	Range	Mean	Median	Range			
Middlesex																	
Murder:																	
In Jail on Prior Convic.	2	2	-	-	-	0m14d	0m14d	0m10d-0m18d	4m14d	4m14d	4m10d-4m18d	4m28d	4m28d	4m28d			
Released on Bail	1	1	-	-	-	0m14d	0m14d	0m14d	5m26d	5m26d	5m26d	6m10d	6m10d	6m10d			
Total	3	3	-	-	-	0m14d	0m14d	0m10d-0m18d	4m28d	4m18d	4m10d-5m26d	5m12d	4m28d	4m28d-6m10d			
Other:																	
In Jail Awtg. Plea/Trial	5	5	2m28d	1m25d	0m24d-8m 2d	3m29d	1m29d	0m 8d-10m 3d	3m10d	2m 3d	1m22d-6m14d	7m 8d	6m24d	4m 2d-11m25d			
In Jail on Prior Convic.	2	2	-	-	-	5m29d	5m29d	0m 6d-11m22d	6m23d	6m23d	1m 9d-12m 7d	12m22d	12m22d	12m13d-13m 1d			
Released on Bail	20	20	-	-	-	0m21d	0m16d	0m12d-2m24d	5m11d	5m19d	1m 9d-9m 8d	6m 2d	6m 5d	2m17d-9m20d			
Released on Own Recog.	13	13	-	-	-	2m17d	0m18d	0m 6d-11m21d	5m 4d	4m10d	0m 0d-11m27d	8m 1d	5m29d	2m17d-23m13d			
Total	40	40	2m28d	1m25d	0m24d-8m 2d	2m 3d	0m17d	0m 6d-11m22d	5m 3d	4m29d	0m 0d-12m 7d	7m 6d	6m 8d	2m17d-23m13d			
Total Cases:																	
Jury	42	42	2m28d	1m25d	0m24d-8m 2d	1m24d	0m16d	0m 6d-11m22d	5m 5d	4m29d	0m 0d-12m 7d	6m29d	6m 5d	2m17d-23m13d			
Non-Jury	1	1	-	-	-	9m15d	9m15d	9m15d	2m 0d	2m 0d	2m 0d	11m15d	11m15d	11m15d			
Total	43	43	2m28d	1m25d	0m24d-8m 2d	1m29d	0m17d	0m 6d-11m22d	5m 3d	4m28d	0m 0d-12m 7d	7m 2d	6m 5d	2m17d-23m13d			

TABLE D-16 Page 11

DEFENDANTS ON WHOM CRIMINAL TRIALS COMMENCED DURING OCTOBER 1973

	Number of Indictments & Accusations On Which Trial Commenced This Month	Number of Defendants	THE UNIT FOR THESE SECTIONS IS THE DEFENDANT, REGARDLESS OF THE NUMBER OF INDICTMENTS OR ACCUSATIONS AGAINST HIM														
			* THE INTERVALS ARE COMPUTED FROM THE DATE OF FILING OF THE OLDEST INDICTMENT OR ACCUSATION ON WHICH TRIAL COMMENCED THIS MONTH			Length of Continuous Incarceration or Other Committal Awaiting Commencement of This Month's Trial			Period From Indictment or Accusation To First Plea			Period From Not Guilty Plea To Commencement of Trial			Period From Indictment or Accusation To Commencement of Trial		
			Mean	Median	Range	Mean	Median	Range	Mean	Median	Range	Mean	Median	Range			
Yorrmouth																	
Murder:																	
In Jail Awtg. Plea/Trial	1	1	2m15d	2m15d	2m15d	0m15d	0m15d	0m15d	1m29d	1m29d	1m29d	2m14d	2m14d	2m14d			
Released on Bail	2	2	-	-	-	0m11d	0m11d	0m 8d-0m15d	6m20d	6m20d	3m23d-9m17d	7m 1d	7m 1d	4m 1d-10m 2d			
Total	3	3	2m15d	2m15d	2m15d	0m13d	0m15d	0m 8d-0m15d	5m 3d	3m23d	1m29d-9m17d	5m16d	4m 1d	2m14d-10m 2d			
Other:																	
In Jail Awtg. Plea/Trial	10	10	6m 9d	4m 7d	1m 1d-27m18d	4m26d	0m 4d	0m 2d-23m22d	4m 5d	2m20d	0m 0d-	9m 2d	3m 5d	2m 0d-32m20d			
In Jail on Prior Convic.	5	5	-	-	-	5m 6d	0m 4d	0m 3d-25m10d	4m14d	2m10d	1m16d-13m 9d	9m20d	3m19d	1m20d-27m20d			
Released on Bail	25	25	-	-	-	1m23d	0m17d	0m 3d-12m 8d	6m 4d	4m 0d	2m 1d-22m20d	7m27d	6m16d	2m23d-22m23d			
Released on Own Recog.	10	10	-	-	-	1m12d	0m13d	0m 4d-6m29d	4m 5d	3m15d	1m17d-13m 8d	5m17d	4m20d	2m 0d-13m18d			
Total	50	50	6m 9d	4m 7d	1m 1d-27m18d	2m20d	0m14d	0m 2d-25m10d	5m 6d	3m14d	0m 0d-22m20d	7m25d	4m20d	1m20d-32m20d			
Total Cases:																	
Jury	39	39	4m 1d	3m26d	2m15d-5m20d	1m25d	0m12d	0m 3d-25m10d	5m20d	3m27d	1m 3d-22m20d	7m15d	4m25d	1m20d-27m20d			
Non-Jury	14	14	11m 4d	4m23d	1m 1d-27m18d	4m14d	0m22d	0m 2d-23m22d	3m24d	2m24d	0m 0d-19m 5d	8m 8d	3m22d	1m21d-32m20d			
Total	53	53	5m29d	3m27d	1m 1d-27m18d	2m16d	0m15d	0m 2d-25m10d	5m 5d	3m15d	0m 0d-22m20d	7m21d	4m15d	1m20d-32m20d			

TABLE D-16 Page 12

DEFENDANTS ON WHOM CRIMINAL TRIALS COMMENCED DURING OCTOBER 1973

	Number of Indictments & Accusations On Which Trial Commenced This Month	Number of Defendants	THE UNIT FOR THESE SECTIONS IS THE DEFENDANT, REGARDLESS OF THE NUMBER OF INDICTMENTS OR ACCUSATIONS AGAINST HIM														
			* THE INTERVALS ARE COMPUTED FROM THE DATE OF FILING OF THE OLDEST INDICTMENT OR ACCUSATION ON WHICH TRIAL COMMENCED THIS MONTH			Length of Continuous Incarceration or Other Committal Awaiting Commencement of This Month's Trial			Period From Indictment or Accusation To First Plea			Period From Not Guilty Plea To Commencement of Trial			Period From Indictment or Accusation To Commencement of Trial		
			Mean	Median	Range	Mean	Median	Range	Mean	Median	Range	Mean	Median	Range			
Morris																	
Murder:	0	0	-	-	-	-	-	-	-	-	-	-	-	-			
Other:																	
Released on Bail	9	8	-	-	-	0m16d	0m12d	0m 1d-1m 7d	6m 1d	5m13d	4m 2d-10m 9d	6m17d	6m 7d	4m16d-10m19d			
Total	9	8	-	-	-	0m16d	0m12d	0m 1d-1m 7d	6m 1d	5m13d	4m 2d-10m 9d	6m17d	6m 7d	4m16d-10m19d			
Total Cases:																	
Jury	9	8	-	-	-	0m16d	0m12d	0m 1d-1m 7d	6m 1d	5m13d	4m 2d-10m 9d	6m17d	6m 7d	4m16d-10m19d			
Non-Jury	0	0	-	-	-	-	-	-	-	-	-	-	-	-			
Total	9	8	-	-	-	0m16d	0m12d	0m 1d-1m 7d	6m 1d	5m13d	4m 2d-10m 9d	6m17d	6m 7d	4m16d-10m19d			
Ocean																	
Murder:	0	0	-	-	-	-	-	-	-	-	-	-	-	-			
Other:																	
In Jail Awtg. Plea/Trial	5	4	4m18d	2m24d	2m 6d-10m16d	1m 5d	0m23d	0m 7d-2m25d	3m15d	2m14d	1m 9d-7m21d	4m19d	3m 8d	1m16d-10m16d			
Released on Bail	17	17	-	-	-	5m10d	1m 8d	0m11d-59m18d	5m 1d	4m24d	0m27d-9m 8d	10m11d	6m25d	3m17d-60m15d			
Released on Own Recog.	2	2	-	-	-	0m12d	0m12d	0m12d	2m21d	2m21d	2m21d	3m 3d	3m 3d	3m 3d			
Total	24	23	4m18d	2m24d	2m 6d-10m16d	4m 5d	1m 4d	0m 7d-59m18d	4m17d	4m 1d	0m27d-9m 8d	8m22d	6m 2d	1m16d-60m15d			

TABLE D-16 Page 13

DEFENDANTS ON WHOM CRIMINAL TRIALS COMMENCED DURING OCTOBER 1973

	Number of Indictments & Accusations On Which Trial Commenced This Month	Number of Defendants	THE UNIT FOR THESE SECTIONS IS THE DEFENDANT, REGARDLESS OF THE NUMBER OF INDICTMENTS OR ACCUSATIONS AGAINST HIM														
			* TIME INTERVALS ARE COMPUTED FROM THE DATE OF FILING OF THE OLDEST INDICTMENT OR ACCUSATION ON WHICH TRIAL COMMENCED THIS MONTH			Length of Continuous Incarceration or Other Committal Awaiting Commencement of Trial			Period From Indictment or Accusation To First Plea			Period From Not Guilty Plea To Commencement of Trial			Period From Indictment or Accusation To Commencement of Trial		
			Mean	Median	Range	Mean	Median	Range	Mean	Median	Range	Mean	Median	Range			
Ocean (continued)																	
Total Cases:																	
Jury	23	22	4m18d	2m24d	2m 6d-10m16d	4m 9d	1m 3d	0m 7d-59m18d	4m17d	3m28d	0m27d-9m 8d	8m26d	6m 6d	1m16d-60m15d			
Non-Jury	1	1	-	-	-	1m 8d	1m 8d	1m 8d	4m24d	4m24d	4m24d	6m 2d	6m 2d	6m 2d			
Total	24	23	4m18d	2m24d	2m 6d-10m16d	4m 5d	1m 4d	0m 7d-59m18d	4m17d	4m 1d	0m27d-9m 8d	8m22d	6m 2d	1m16d-60m15d			
Passaic																	
Murder:																	
Released on Bail	4	3	-	-	-	0m 9d	0m 9d	0m 8d-0m 9d	4m11d	4m15d	3m25d-4m22d	4m19d	4m24d	4m 3d-5m 1d			
Total	4	3	-	-	-	0m 9d	0m 9d	0m 8d-0m 9d	4m11d	4m15d	3m25d-4m22d	4m19d	4m24d	4m 3d-5m 1d			
Other:																	
In Jail Awtg. Plea/Trial	16	13	2m 8d	2m 2d	0m 0d-6m 8d	0m16d	0m 1d	0m 1d-5m 2d	2m 3d	1m18d	0m 5d-6m 6d	2m19d	1m19d	0m20d-6m26d			
In Jail on Other Convic.	1	1	-	-	-	0m 1d	0m 1d	0m 1d	1m23d	1m23d	1m23d	1m24d	1m24d	1m24d			
Released on Bail	42	37	-	-	-	0m24d	0m 9d	0m 0d-11m10d	4m23d	2m29d	0m26d-45m15d	5m17d	3m20d	0m28d-45m22d			
Released on Own Recog.	2	1	-	-	-	0m 1d	0m 1d	0m 1d	1m17d	1m17d	1m17d	1m18d	1m18d	1m18d			
Total	61	52	2m 8d	2m 2d	0m 0d-6m 8d	0m21d	0m 9d	0m 0d-11m10d	3m29d	1m29d	0m 5d-45m15d	4m20d	2m15d	0m20d-45m22d			

TABLE D-16 Page 14

DEFENDANTS ON WHOM CRIMINAL TRIALS COMMENCED DURING OCTOBER 1973

	Number of Indictments & Accusations On Which Trial Commenced This Month	Number of Defendants	THE UNIT FOR THESE SECTIONS IS THE DEFENDANT, REGARDLESS OF THE NUMBER OF INDICTMENTS OR ACCUSATIONS AGAINST HIM														
			* TIME INTERVALS ARE COMPUTED FROM THE DATE OF FILING OF THE OLDEST INDICTMENT OR ACCUSATION ON WHICH TRIAL COMMENCED THIS MONTH			Length of Continuous Incarceration or Other Committal Awaiting Commencement of Trial			Period From Indictment or Accusation To First Plea			Period From Not Guilty Plea To Commencement of Trial			Period From Indictment or Accusation To Commencement of Trial		
			Mean	Median	Range	Mean	Median	Range	Mean	Median	Range	Mean	Median	Range			
Passaic (continued)																	
Total Cases:																	
Jury	58	49	2m 8d	2m 2d	0m 0d-6m 8d	0m22d	0m 9d	0m 0d-11m10d	3m27d	1m29d	0m 5d-45m15d	4m19d	2m 8d	0m20d-45m22d			
Non-Jury	7	6	-	-	-	0m 8d	0m 9d	0m 1d-0m 9d	4m21d	4m 4d	0m27d-7m20d	4m29d	4m13d	0m28d-7m29d			
Total	65	55	2m 8d	2m 2d	0m 0d-6m 8d	0m20d	0m 9d	0m 0d-11m10d	4m 0d	2m 7d	0m 5d-45m15d	4m20d	3m 5d	0m20d-45m22d			
Salem																	
Murder	0	0	-	-	-	-	-	-	-	-	-	-	-	-			
Other:																	
In Jail on other Convic.	2	2	-	-	-	0m15d	0m15d	0m 9d-0m21d	3m19d	3m19d	2m28d-4m10d	4m 4d	4m 4d	3m 7d-5m 1d			
Released on Bail	4	4	-	-	-	1m 5d	0m 5d	0m 2d-4m 9d	2m12d	2m12d	2m10d-2m15d	3m18d	2m19d	2m14d-6m19d			
Total	6	6	-	-	-	0m29d	0m 9d	0m 2d-4m 9d	2m24d	2m13d	2m10d-4m10d	3m23d	3m 0d	2m14d-6m19d			
Total Cases:																	
Jury	4	4	-	-	-	1m 5d	0m 5d	0m 2d-4m 9d	2m15d	2m12d	2m10d-2m28d	3m21d	2m25d	2m14d-6m19d			
Non-Jury	2	2	-	-	-	0m15d	0m15d	0m 9d-0m21d	3m12d	3m12d	2m15d-4m10d	3m27d	3m27d	2m24d-5m 1d			
Total	6	6	-	-	-	0m29d	0m 9d	0m 2d-4m 9d	2m24d	2m13d	2m10d-4m10d	3m23d	3m 0d	2m14d-6m19d			

TABLE D-16 Page 15

DEFENDANTS ON WHOM CRIMINAL TRIALS COMMENCED DURING OCTOBER 1973

	Number of Indictments & Accusations On Which Trial Commenced This Month	Number of Defendants	THE UNIT FOR THESE SECTIONS IS THE DEFENDANT, REGARDLESS OF THE NUMBER OF INDICTMENTS OR ACCUSATIONS AGAINST HIM														
			* TIME INTERVALS ARE COMPUTED FROM THE DATE OF FILING OF THE OLDEST INDICTMENT OR ACCUSATION ON WHICH TRIAL COMMENCED THIS MONTH			Length of Continuous Incarceration or Other Committal Awaiting Commencement of Trial			Period From Indictment or Accusation To First Plea			Period From Not Guilty Plea To Commencement of Trial			Period From Indictment or Accusation To Commencement of Trial		
			Mean	Median	Range	Mean	Median	Range	Mean	Median	Range	Mean	Median	Range			
Somerset																	
Murder:	0	0	-	-	-	-	-	-	-	-	-	-	-	-			
Other:																	
In Jail on Other Convic.	1	1	-	-	-	0m16d	0m16d	0m16d	1m22d	1m22d	1m22d	2m 8d	2m 8d	2m 8d			
Released on Bail	5	5	-	-	-	0m17d	0m15d	0m 7d-1m 4d	3m29d	2m23d	1m11d-7m 9d	4m15d	3m 0d	2m15d-7m20d			
Released on Own Recog.	3	3	-	-	-	0m17d	0m16d	0m16d-0m18d	4m 7d	3m25d	3m24d-5m 1d	4m23d	4m11d	4m10d-5m19d			
Total Cases:																	
Jury	9	9	-	-	-	0m17d	0m16d	0m 7d-1m 4d	3m24d	3m24d	1m11d-7m 9d	4m10d	4m10d	2m 8d-7m20d			
Non-Jury	0	0	-	-	-	-	-	-	-	-	-	-	-	-			
Total	9	9	-	-	-	0m17d	0m16d	0m 7d-1m 4d	3m24d	3m24d	1m11d-7m 9d	4m10d	4m10d	2m 8d-7m20d			
Sussex																	
Murder:	0	0	-	-	-	-	-	-	-	-	-	-	-	-			
Other:																	
Released on Own Recog.	3	3	-	-	-	0m10d	0m10d	0m10d-0m11d	5m 0d	5m 5d	4m20d-5m 5d	5m10d	5m15d	5m 1d-5m15d			
Total	3	3	-	-	-	0m10d	0m10d	0m10d-0m11d	5m 0d	5m 5d	4m20d-5m 5d	5m10d	5m15d	5m 1d-5m15d			

TABLE D-16 Page 16

DEFENDANTS ON WHOM CRIMINAL TRIALS COMMENCED DURING OCTOBER 1973

	Number of Indictments & Accusations On Which Trial Commenced This Month	Number of Defendants	THE UNIT FOR THESE SECTIONS IS THE DEFENDANT, REGARDLESS OF THE NUMBER OF INDICTMENTS OR ACCUSATIONS AGAINST HIM														
			* TIME INTERVALS ARE COMPUTED FROM THE DATE OF FILING OF THE OLDEST INDICTMENT OR ACCUSATION ON WHICH TRIAL COMMENCED THIS MONTH			Length of Continuous Incarceration or Other Committal Awaiting Commencement of Trial			Period From Indictment or Accusation To First Plea			Period From Not Guilty Plea To Commencement of Trial			Period From Indictment or Accusation To Commencement of Trial		
			Mean	Median	Range	Mean	Median	Range	Mean	Median	Range	Mean	Median	Range			
Sussex (continued)																	
Total Cases:																	
Jury	3	3	-	-	-	0m10d	0m10d	0m10d-0m11d	5m 0d	5m 5d	4m20d-5m 5d	5m10d	5m15d	5m 1d-5m15d			
Non-Jury	0	0	-	-	-	-	-	-	-	-	-	-	-	-			
Total	3	3	-	-	-	0m10d	0m10d	0m10d-0m11d	5m 0d	5m 5d	4m20d-5m 5d	5m10d	5m15d	5m 1d-5m15d			
Union																	
Murder:	0	0	-	-	-	-	-	-	-	-	-	-	-	-			
Other:																	
In Jail Awtg. Plea/Trial	3	3	6m16d	8m 2d	2m26d-8m19d	0m21d	0m16d	0m 3d-1m14d	8m 8d	7m23d	5m 4d-11m26d	8m29d	9m 7d	5m 7d-12m12d			
In Jail on Prior Convic.	3	3	-	-	-	4m 7d	0m10d	0m 0d-12m10d	6m 3d	3m19d	3m19d-11m 0d	10m 9d	11m 0d	3m29d-15m29d			
Released on Bail	29	29	-	-	-	1m 0d	1m 1d	0m 3d-2m14d	8m 2d	7m25d	4m14d-17m19d	9m 2d	9m 0d	4m17d-18m 5d			
Released on Own Recog.	2	2	-	-	-	1m 1d	1m 1d	1m 1d	7m17d	7m17d	7m13d-7m22d	8m18d	8m18d	8m14d-8m23d			
Total	37	37	6m16d	8m 2d	2m26d-8m19d	1m 7d	1m 1d	0m 0d-12m10d	7m27d	7m23d	3m19d-17m19d	9m 4d	9m 0d	3m29d-18m 5d			
Total Cases:																	
Jury	36	36	5m14d	5m14d	2m26d-8m 2d	1m 7d	1m 1d	0m 0d-12m10d	7m27d	7m22d	3m19d-17m19d	9m 4d	8m26d	3m29d-18m 5d			

TABLE D-16 Page 17

DEFENDANTS ON WHOM CRIMINAL TRIALS COMMENCED DURING OCTOBER 1973

	Number of Indictments & Accusations On Which Trial Commenced This Month	Number of Defendants	THE UNIT FOR THESE SECTIONS IS THE DEFENDANT, REGARDLESS OF THE NUMBER OF INDICTMENTS OR ACCUSATIONS AGAINST HIM											
			*TIME INTERVALS ARE COMPUTED FROM THE DATE OF FILING OF THE OLDEST INDICTMENT OR ACCUSATION ON WHICH TRIAL COMMENCED THIS MONTH											
			Length of Continuous Incarceration or Other Commital Awaiting Commencement of Trial			Period From Indictment or Accusation To First Plea			Period From Not Guilty Plea To Commencement of Trial			Period From Indictment or Accusation To Commencement of Trial		
			Mean	Median	Range	Mean	Median	Range	Mean	Median	Range	Mean	Median	Range
Union (continued)														
Non-Jury	1	1	8m19d	8m19d	8m19d	1m14d	1m14d	1m14d	7m23d	7m23d	7m23d	9m 7d	9m 7d	9m 7d
Total	37	37	6m16d	8m 2d	2m26d-8m19d	1m 7d	1m 1d	0m 0d-12m10d	7m27d	7m23d	3m19d-17m19d	9m 4d	9m 0d	3m29d-18m 5d
Warren														
Murder:	0	0	-	-	-	-	-	-	-	-	-	-	-	-
Other:	0	0	-	-	-	-	-	-	-	-	-	-	-	-
Total Cases:	0	0	-	-	-	-	-	-	-	-	-	-	-	-
**8 Largest Counties														
Murder:														
In Jail Awtg. Plea/Trial	5	5	4m20d	4m14d	2m15d-8m15d	0m11d	0m 8d	0m 7d-0m16d	3m22d	3m23d	1m29d-6m 9d	4m 3d	4m 0d	2m14d-6m17d
In Jail on Prior Convic.	3	3	-	-	-	0m23d	0m18d	0m10d-1m11d	3m29d	4m10d	2m28d-4m18d	4m22d	4m28d	4m 9d-4m28d
Released on Bail	14	13	-	-	-	0m26d	0m19d	0m 8d-2m 2d	4m23d	4m15d	2m13d-9m17d	5m19d	5m 1d	3m 4d-10m 2d
Total	22	21	4m20d	4m14d	2m15d-8m15d	0m22d	0m15d	0m 7d-2m 2d	4m12d	4m 9d	1m29d-9m17d	5m 4d	4m24d	2m14d-10m 2d
Other:														
In Jail Awtg. Plea/Trial	67	63	3m22d	2m29d	0m 0d-27m18d	2m12d	0m18d	0m 0d-23m22d	4m 2d	2m18d	0m 0d-19m 5d	6m14d	4m22d	0m20d-32m20d
In Jail on Prior Convic.	12	12	-	-	-	4m 9d	0m 7d	0m 0d-25m10d	5m19d	3m17d	1m 9d-13m 9d	9m28d	11m21d	1m20d-27m20d

TABLE D-16 Page 18

DEFENDANTS ON WHOM CRIMINAL TRIALS COMMENCED DURING OCTOBER 1973

	Number of Indictments & Accusations On Which Trial Commenced This Month	Number of Defendants	THE UNIT FOR THESE SECTIONS IS THE DEFENDANT, REGARDLESS OF THE NUMBER OF INDICTMENTS OR ACCUSATIONS AGAINST HIM											
			*TIME INTERVALS ARE COMPUTED FROM THE DATE OF FILING OF THE OLDEST INDICTMENT OR ACCUSATION ON WHICH TRIAL COMMENCED THIS MONTH											
			Length of Continuous Incarceration or Other Commital Awaiting Commencement of Trial			Period From Indictment or Accusation To First Plea			Period From Not Guilty Plea To Commencement of Trial			Period From Indictment or Accusation To Commencement of Trial		
			Mean	Median	Range	Mean	Median	Range	Mean	Median	Range	Mean	Median	Range
**8 Largest Counties (continued)														
Released on Bail.	336	329	-	-	-	1m 8d	0m20d	0m 0d-37m14d	6m24d	5m 1d	0m 0d-45m15d	8m 1d	6m 7d	0m18d-53m17d
Released on Own Recog.	55	54	-	-	-	2m 3d	0m25d	0m 1d-29m10d	6m10d	5m28d	0m 0d-17m12d	8m13d	7m28d	1m18d-31m 5d
Total	470	458	3m22d	2m29d	0m 0d-27m18d	1m18d	0m20d	0m 0d-37m14d	6m10d	4m25d	0m 0d-45m15d	7m28d	6m 5d	0m18d-53m17d
Total Cases:														
Jury	383	371	3m 8d	2m29d	0m 0d-11m 8d	1m13d	0m19d	0m 0d-37m14d	6m 9d	4m25d	0m 0d-45m15d	7m21d	6m 5d	0m18d-53m17d
Non-Jury	109	108	7m 5d	6m 7d	0m10d-27m18d	2m 0d	0m23d	0m 1d-29m10d	6m 3d	3m25d	0m 0d-39m 3d	8m 3d	5m25d	0m28d-39m21d
Total	492	479	3m24d	3m 1d	0m 0d-27m18d	1m17d	0m20d	0m 0d-27m18d	6m 7d	4m22d	0m 0d-45m15d	7m24d	6m 3d	0m18d-53m17d
13 Remaining Counties														
Murder:														
In Jail Awtg. Plea/Trial	2	1	7m20d	7m20d	7m20d	0m 8d	0m 8d	0m 8d	6m18d	6m18d	6m18d	6m26d	6m26d	6m26d
In Jail on Prior Convic.	2	1	-	-	-	6m17d	6m17d	6m17d	14m25d	14m25d	14m25d	21m12d	21m12d	21m12d
Released on Bail	0	0	-	-	-	-	-	-	-	-	-	-	-	-
Total	4	2	7m20d	7m20d	7m20d	3m12d	3m12d	0m 8d-6m17d	10m21d	10m21d	6m18d-14m25d	14m 4d	14m 4d	6m26d-21m12d

TABLE D-16 Page 19

DEFENDANTS ON WHOM CRIMINAL TRIALS COMMENCED DURING OCTOBER 1973

13 Remaining Counties (continued)	Number of Indictments & Accusations On Which Trial Commenced This Month	Number of Defendants	* TIME INTERVALS ARE COMPUTED FROM THE DATE OF FILING OF THE OLDEST INDICTMENT OR ACCUSATION ON WHICH TRIAL COMMENCED THIS MONTH													
			Length of Continuous Incarceration or Other Committal Awaiting Commencement of Trial			Period From Indictment or Accusation To First Plea			Period From Not Guilty Plea To Commencement of Trial			Period From Indictment or Accusation To Commencement of Trial				
			Mean	Median	Range	Mean	Median	Range	Mean	Median	Range	Mean	Median	Range		
Other:																
In Jail Awtg. Plea/Trial	12	11	3m28d	3m19d	1m 8d-10m16d	3m 2d	0m24d	0m 7d-13m21d	5m23d	6m14d	1m 9d-14m20d	8m24d	7m 4d	1m16d-28m11d		
In Jail on Prior Convic.	8	8	-	-	-	1m 0d	0m18d	0m 9d-3m 4d	6m 5d	5m 6d	1m22d-12m17d	7m 4d	7m 1d	2m 8d-13m17d		
Released on Bail	84	77	-	-	-	2m 3d	0m17d	0m 0d-59m18d	6m12d	5m14d	0m 0d-31m 6d	8m15d	7m 3d	0m 3d-60m15d		
Released on Own Recog.	12	12	-	-	-	1m 4d	0m12d	0m 6d-8m18d	3m 8d	3m24d	0m 0d-5m27d	4m12d	4m21d	0m10d-8m18d		
Total	116	108	3m28d	3m19d	1m 8d-10m16d	2m 0d	0m17d	0m 0d-59m18d	5m29d	5m 5d	0m 0d-31m 6d	7m29d	6m25d	0m 3d-60m15d		
Total Cases:																
Jury	102	93	4m 2d	3m19d	1m 8d-10m16d	2m 7d	0m17d	0m 0d-59m18d	5m29d	5m 5d	0m 0d-31m 6d	8m 6d	6m25d	0m10d-60m15d		
Non-Jury	18	17	6m 6d	6m 6d	6m 6d	1m 2d	0m15d	0m 3d-8m18d	6m13d	4m24d	0m 0d-21m 9d	7m15d	6m27d	0m 3d-21m24d		
Total	120	110	4m 8d	3m24d	1m 8d-10m16d	2m 1d	0m17d	0m 0d-59m18d	6m 1d	5m 5d	0m 0d-31m 6d	8m 3d	6m25d	0m 3d-60m15d		

TABLE D-16 Page 20

DEFENDANTS ON WHOM CRIMINAL TRIALS COMMENCED DURING OCTOBER 1973

STATE TOTALS	Number of Indictments & Accusations On Which Trial Commenced This Month	Number of Defendants	* TIME INTERVALS ARE COMPUTED FROM THE DATE OF FILING OF THE OLDEST INDICTMENT OR ACCUSATION ON WHICH TRIAL COMMENCED THIS MONTH													
			Length of Continuous Incarceration or Other Committal Awaiting Commencement of Trial			Period From Indictment or Accusation To First Plea			Period From Not Guilty Plea To Commencement of Trial			Period From Indictment or Accusation To Commencement of Trial				
			Mean	Median	Range	Mean	Median	Range	Mean	Median	Range	Mean	Median	Range		
Murder:																
In Jail Awtg. Plea or Trial	7	6	5m 5d	4m14d	2m15d-8m15d	0m10d	0m 8d	0m 7d-0m16d	4m 7d	3m23d	1m29d-6m18d	4m17d	4m 0d	2m14d-6m26d		
In Jail on Other Conviction	5	4	-	-	-	2m 6d	0m29d	0m10d-6m17d	6m20d	4m14d	2m28d-14m25d	8m27d	4m28d	4m 9d-21m12d		
Released on Bail	14	13	-	-	-	0m26d	0m19d	0m 8d-2m 2d	4m23d	4m15d	2m13d-9m17d	5m19d	5m 1d	3m 4d-10m 2d		
Total	26	23	5m 5d	4m14d	2m15d-8m15d	0m29d	0m15d	0m 7d-6m17d	4m29d	4m10d	1m29d-14m25d	5m27d	4m28d	2m14d-21m12d		
Other:																
In Jail Awtg. Plea or Trial	79	74	3m23d	3m 0d	0m 0d-27m18d	2m15d	0m20d	0m 0d-23m22d	4m 9d	2m24d	0m 0d-19m 5d	6m24d	4m27d	0m20d-32m20d		
In Jail on Other Conviction	20	20	-	-	-	2m29d	0m15d	0m 0d-25m10d	5m25d	3m29d	1m 9d-13m 9d	8m24d	8m24d	1m20d-27m20d		
Released on Bail	420	406	-	-	-	1m13d	0m19d	0m 0d-59m18d	6m21d	5m 4d	0m 0d-45m15d	8m 4d	6m17d	0m 3d-60m15d		
Released on Own Recognizance	67	66	-	-	-	1m27d	0m19d	0m 1d-29m10d	5m23d	5m 0d	0m 0d-17m12d	7m21d	6m20d	0m10d-31m 5d		
Total	586	566	3m23d	3m 0d	0m 0d-27m18d	1m20d	0m19d	0m 0d-59m18d	6m 8d	4m25d	0m 0d-45m15d	7m28d	6m11d	0m 3d-60m15d		
All Cases:																
Jury	485	464	3m12d	3m 0d	0m 0d-11m 8d	1m17d	0m18d	0m 0d-59m18d	6m 7d	4m29d	0m 0d-45m15d	7m24d	6m10d	0m10d-60m15d		
Non-Jury	127	125	7m 2d	6m 6d	0m10d-27m18d	1m26d	0m21d	0m 1d-29m10d	6m 4d	3m29d	0m 0d-39m 3d	8m 1d	5m29d	0m 3d-39m21d		
Total	612	589	3m26d	3m 4d	0m 0d-27m18d	1m19d	0m19d	0m 0d-59m18d	6m 6d	4m25d	0m 0d-45m15d	7m26d	6m 7d	0m 3d-60m15d		

* Information from different counties was not uniformly reported as to whether the defendant was in jail awaiting plea or trial or in jail on another conviction.
 ** As to population, 1970 U. S. Census: Bergen, Camden, Essex, Hudson, Middlesex, Monmouth, Passaic, Union.

TABLE D-17 Page 1

DEFENDANTS ON WHOM CRIMINAL TRIALS COMMENCED DURING MARCH 1974

	Number of Indictments & Accusations On Which Trial Commenced This Month	Number of Defendants	* TIME INTERVALS ARE COMPUTED FROM THE DATE OF FILING OF THE OLDEST INDICTMENT OR ACCUSATION ON WHICH TRIAL COMMENCED THIS MONTH											
			Length of Continuous Incarceration Awaiting Commencement of This Month's Trial			Period From Indictment or Accusation To First Plea			Period From Not Guilty Plea To Commencement of Trial			Period From Indictment or Accusation To Commencement of Trial		
			Mean	Median	Range	Mean	Median	Range	Mean	Median	Range	Mean	Median	Range
			THE UNIT FOR THESE SECTIONS IS THE DEFENDANT, REGARDLESS OF THE NUMBER OF INDICTMENTS OR ACCUSATIONS AGAINST HIM											
<u>Atlantic</u>														
Murder:														
Released on Bail	3	3	-	-	-	2m25d	1m18d	0m28d-6m0d	3m8d	2m28d	1m25d-5m1d	6m3d	6m19d	3m26d-7m25d
Total	3	3	-	-	-	2m25d	1m18d	0m28d-6m0d	3m8d	2m28d	1m25d-5m1d	6m3d	6m19d	3m26d-7m25d
Other:														
Jail - Awtg. Plea/Trial	3	3	3m0d	3m28d	0m29d-4m3d	5m17d	4m24d	4m24d-7m3d	3m20d	4m13d	2m4d-4m13d	9m7d	9m7d	9m7d
Released on Bail	13	13	-	-	-	1m9d	0m20d	0m13d-5m10d	5m20d	3m15d	1m20d-21m5d	6m29d	4m5d	2m3d-22m3d
Total	16	16	3m0d	3m28d	0m29d-4m3d	2m3d	1m0d	0m13d-7m3d	5m9d	3m21d	1m20d-21m5d	7m12d	8m4d	2m3d-22m3d
Total Cases:	19	19	3m0d	3m28d	0m29d-4m3d	2m6d	1m2d	0m13d-7m3d	4m29d	3m15d	1m20d-21m5d	7m6d	7m3d	2m3d-22m3d
<u>Bergen</u>														
Murder:														
Released on Bail	1	1	-	-	-	0m22d	0m22d	0m22d	2m7d	2m7d	2m7d	2m29d	2m29d	2m29d
Total	1	1	-	-	-	0m22d	0m22d	0m22d	2m7d	2m7d	2m7d	2m29d	2m29d	2m29d
Other:														
Jail - Awtg. Plea/Trial	9	9	1m26d	1m18d	0m7d-3m6d	2m2d	0m8d	0m6d-16m3d	1m29d	0m23d	0m0d-7m10d	4m1d	2m9d	0m24d-16m3d
Jail - Other Conviction	4	4	-	-	-	0m15d	0m16d	0m6d-0m22d	2m0d	1m17d	1m6d-3m19d	2m15d	2m6d	1m12d-4m7d
Released on Bail	22	22	-	-	-	0m24d	0m21d	0m6d-2m12d	2m4d	1m17d	0m20d-7m21d	2m29d	2m22d	0m28d-9m10d

TABLE D-17 Page 2

DEFENDANTS ON WHOM CRIMINAL TRIALS COMMENCED DURING MARCH 1974

	Number of Indictments & Accusations On Which Trial Commenced This Month	Number of Defendants	* TIME INTERVALS ARE COMPUTED FROM THE DATE OF FILING OF THE OLDEST INDICTMENT OR ACCUSATION ON WHICH TRIAL COMMENCED THIS MONTH											
			Length of Continuous Incarceration Awaiting Commencement of This Month's Trial			Period From Indictment or Accusation To First Plea			Period From Not Guilty Plea To Commencement of Trial			Period From Indictment or Accusation To Commencement of Trial		
			Mean	Median	Range	Mean	Median	Range	Mean	Median	Range	Mean	Median	Range
			THE UNIT FOR THESE SECTIONS IS THE DEFENDANT, REGARDLESS OF THE NUMBER OF INDICTMENTS OR ACCUSATIONS AGAINST HIM											
<u>Bergen (continued)</u>														
R.O.R.	14	14	-	-	-	0m20d	0m15d	0m8d-2m12d	2m24d	1m17d	0m20d-9m17d	3m14d	2m15d	0m28d-9m26d
Total	49	49	1m26d	1m18d	0m7d-3m6d	0m29d	0m15d	0m6d-16m3d	2m9d	1m17d	0m0d-9m17d	3m8d	2m9d	0m24d-16m3d
Total Cases:	50	50	1m26d	1m18d	0m7d-3m6d	0m29d	0m15d	0m6d-16m3d	2m8d	1m17d	0m0d-9m17d	3m8d	2m9d	0m24d-16m3d
<u>Burlington</u>														
Murder:														
Released on Bail	1	1	-	-	-	0m0d	0m0d	0m0d	5m15d	5m15d	5m15d	5m15d	5m15d	5m15d
Total	1	1	-	-	-	0m0d	0m0d	0m0d	5m15d	5m15d	5m15d	5m15d	5m15d	5m15d
Other:														
Jail - Other Conviction	2	2	-	-	-	0m27d	0m27d	0m17d-1m7d	6m9d	6m9d	5m21d-6m27d	7m6d	7m6d	6m8d-8m4d
Released on Bail	11	11	-	-	-	0m27d	0m17d	0m3d-3m22d	7m13d	8m26d	3m19d-12m26d	8m9d	9m12d	4m14d-13m13d
Total	13	13	-	-	-	0m27d	0m17d	0m3d-3m22d	7m7d	6m27d	3m19d-12m26d	8m4d	8m4d	4m14d-13m13d
Total Cases:	14	14	-	-	-	0m25d	0m17d	0m0d-3m22d	7m4d	6m13d	3m19d-12m26d	7m29d	7m22d	4m14d-13m13d
<u>Camden</u>														
Murder:														
Jail - Awtg. Plea/Trial	3	3	3m21d	3m21d	3m21d	0m9d	0m9d	0m9d	2m28d	2m28d	2m28d	3m7d	3m7d	3m7d
Total	3	3	3m21d	3m21d	3m21d	0m9d	0m9d	0m9d	2m28d	2m28d	2m28d	3m7d	3m7d	3m7d

TABLE D-17 Page 3
DEFENDANTS ON WHOM CRIMINAL TRIALS COMMENCED DURING MARCH 1974

Number of Indictments & Accusations On Which Trial Commenced This Month	Number of Defendants	* TIME INTERVALS ARE COMPUTED FROM THE DATE OF FILING OF THE OLDEST INDICTMENT OR ACCUSATION ON WHICH TRIAL COMMENCED THIS MONTH											
		Length of Continuous Incarceration Awaiting Commencement of Trial			Period From Indictment or Accusation To First Plea			Period From Not Guilty Plea To Commencement of Trial			Period From Indictment or Accusation To Commencement of Trial		
		Mean	Median	Range	Mean	Median	Range	Mean	Median	Range	Mean	Median	Range
Camden (continued)													
Other:													
Jail - Avg. Plea/Trial	4	4m13d	4m19d	1m21d-6m23d	0m27d	0m27d	0m 2d-1m 4d	3m 0d	3m 9d	1m 4d-4m 6d	3m27d	4m 6d	1m24d-5m10d
Jail - Other Conviction	2	-	-	-	0m 4d	0m 4d	0m 0d-0m 9d	5m 6d	5m 6d	1m12d-9m 0d	5m10d	5m10d	1m12d-9m 9d
Released on Bail	24	-	-	-	1m24d	1m 9d	0m15d-8m14d	5m20d	3m20d	0m 0d-22m 2d	7m14d	5m13d	0m23d-23m13d
Total	30	4m13d	4m19d	1m21d-6m23d	1m17d	1m 5d	0m 0d-8m14d	5m 8d	3m20d	0m 0d-22m 2d	6m25d	4m16d	0m23d-23m13d
Total Cases:	33	4m 4d	3m21d	1m21d-6m23d	1m14d	1m 4d	0m 0d-8m14d	5m 2d	2m28d	0m 0d-22m 2d	6m16d	4m 0d	0m23d-23m13d
Cape May													
Murder:	0	-	-	-	-	-	-	-	-	-	-	-	-
Other:													
Released on Bail	1	-	-	-	0m 7d	0m 7d	0m 7d	9m27d	9m27d	9m27d	10m 4d	10m 4d	10m 4d
R.O.R.	2	-	-	-	1m 6d	1m 6d	0m28d-1m14d	7m26d	7m26d	10m16d	9m 2d	9m 2d	10m 4d-11m14d
Total	3	-	-	-	0m26d	0m28d	0m 7d-1m14d	8m16d	9m27d	5m 6d-10m16d	9m13d	10m 4d	6m20d-11m14d
Total Cases:	3	-	-	-	0m26d	0m28d	0m 7d-1m14d	8m16d	9m27d	5m 6d-10m16d	9m13d	10m 4d	6m20d-11m14d

TABLE D-17 Page 4
DEFENDANTS ON WHOM CRIMINAL TRIALS COMMENCED DURING MARCH 1974

Number of Indictments & Accusations On Which Trial Commenced This Month	Number of Defendants	* TIME INTERVALS ARE COMPUTED FROM THE DATE OF FILING OF THE OLDEST INDICTMENT OR ACCUSATION ON WHICH TRIAL COMMENCED THIS MONTH											
		Length of Continuous Incarceration Awaiting Commencement of Trial			Period From Indictment or Accusation To First Plea			Period From Not Guilty Plea To Commencement of Trial			Period From Indictment or Accusation To Commencement of Trial		
		Mean	Median	Range	Mean	Median	Range	Mean	Median	Range	Mean	Median	Range
Cumberland													
Murder :	0	-	-	-	-	-	-	-	-	-	-	-	-
Other :													
Jail - Avg. Plea/Trial	2	4m24d	4m24d	4m24d	0m13d	0m13d	0m13d	3m14d	3m14d	3m14d	3m27d	3m27d	3m27d
Jail - Other Conviction	1	-	-	-	4m 5d	4m 5d	4m 5d	1m 4d	1m 4d	1m 4d	5m 9d	5m 9d	5m 9d
Released on Bail	4	-	-	-	0m11d	0m11d	0m10d-0m13d	2m15d	2m15d	2m 9d-2m21d	2m26d	2m26d	2m22d-3m 1d
Total	7	4m24d	4m24d	4m24d	1m 1d	0m13d	0m10d-4m 5d	2m13d	2m15d	1m 4d-3m14d	3m14d	3m 1d	2m22d-5m 9d
Total Cases:	7	4m24d	4m24d	4m24d	1m 1d	0m13d	0m10d-4m 5d	2m13d	2m15d	1m 4d-3m14d	3m14d	3m 1d	2m22d-5m 9d
Essex													
Murder:													
Jail - Avg. Plea/Trial	4	5m27d	6m 7d	4m 9d-6m24d	0m11d	0m11d	0m 8d-0m14d	4m 1d	3m21d	3m18d-5m 2d	4m12d	4m 2d	3m29d-5m14d
Released on Bail	1	-	-	-	0m18d	0m18d	0m18d	4m26d	4m26d	4m26d	5m14d	5m14d	5m14d
Total	5	5m27d	6m 7d	4m 9d-6m24d	0m13d	0m12d	0m 8d-0m18d	4m 6d	3m22d	3m18d-5m 2d	4m18d	4m 6d	3m29d-5m14d
Other:													
Jail - Avg. Plea/Trial	32	3m27d	3m 8d	0m12d-17m16d	1m12d	0m13d	0m 3d-13m 2d	5m26d	3m21d	0m21d-29m 0d	7m 8d	5m 7d	1m 3d-29m14d
Jail - Other Conviction	1	-	-	-	0m 6d	0m 6d	0m 6d	1m 3d	1m 3d	1m 3d	1m 9d	1m 9d	1m 9d
Released on Bail	105	-	-	-	1m11d	0m19d	0m 9d-18m 3d	8m21d	6m12d	0m 0d-43m17d	10m 3d	7m29d	1m25d-44m26d

TABLE I-17 Page 5

DEFENDANTS ON WHOM CRIMINAL TRIALS COMMENCED DURING MARCH 1974

THE UNIT FOR THESE SECTIONS IS THE DEFENDANT, REGARDLESS OF THE NUMBER OF INDICTMENTS OR ACCUSATIONS AGAINST HIM

* TIME INTERVALS ARE COMPUTED FROM THE DATE OF FILING OF THE OLDEST INDICTMENT OR ACCUSATION ON WHICH TRIAL COMMENCED THIS MONTH

Number of Indictments & Accusations on Which Trial Commenced This Month	Number of Defendants	Length of Continuous Incarceration Awaiting Commencement of This Month's Trial			Period From Indictment or Accusation To First Plea			Period From Not Guilty Plea To Commencement of Trial			Period From Indictment or Accusation To Commencement of Trial			
		Mean	Median	Range	Mean	Median	Range	Mean	Median	Range	Mean	Median	Range	
Essex (continued)														
R.O.R.	10	10	-	-	-	0m20d	0m18d	0m13d-1m3d	13m6d	7m5d	3m10d-57m29d	13m26d	7m23d	3m28d-58m19d
Total	148	147	3m27d	3m8d	0m12d-17m16d	1m10d	0m18d	0m3d-18m3d	8m10d	5m19d	0m0d-57m29d	9m20d	7m2d	1m3d-58m19d
Total Cases:	153	152	4m4d	3m29d	0m12d-17m16d	1m9d	0m18d	0m3d-18m3d	8m6d	5m7d	0m0d-57m29d	9m15d	6m28d	1m3d-58m19d
Gloucester														
Murder:														
Jail - Awtg. Plea/Trial	1	1	5m25d	5m25d	5m25d	0m9d	0m9d	0m9d	5m6d	5m6d	5m6d	5m15d	5m15d	5m15d
Total	1	1	5m25d	5m25d	5m25d	0m9d	0m9d	0m9d	5m6d	5m6d	5m6d	5m15d	5m15d	5m15d
Other:														
Jail - Awtg. Plea/Trial	2	2	6m9d	6m9d	4m17d-8m1d	0m9d	0m9d	0m9d-0m10d	4m17d	4m17d	3m6d-5m28d	4m26d	4m26d	3m15d-6m8d
Released on Bail	5	5	-	-	-	0m24d	0m22d	0m13d-1m16d	8m10d	7m16d	6m28d-10m7d	9m4d	8m8d	7m11d-11m0d
R.O.R.	1	1	-	-	-	0m22d	0m22d	0m22d	6m20d	6m20d	6m20d	7m12d	7m12d	7m12d
Total	8	8	6m9d	6m9d	4m17d-8m1d	0m20d	0m19d	0m9d-1m16d	7m6d	7m7d	3m6d-10m7d	7m26d	7m25d	3m15d-11m0d
Total Cases:	9	9	6m4d	5m25d	4m17d-8m1d	0m19d	0m16d	0m9d-1m16d	6m29d	6m28d	3m6d-10m7d	7m18d	7m12d	3m15d-11m0d

TABLE D-17 Page 6

DEFENDANTS ON WHOM CRIMINAL TRIALS COMMENCED DURING MARCH 1974

THE UNIT FOR THESE SECTIONS IS THE DEFENDANT, REGARDLESS OF THE NUMBER OF INDICTMENTS OR ACCUSATIONS AGAINST HIM

* TIME INTERVALS ARE COMPUTED FROM THE DATE OF FILING OF THE OLDEST INDICTMENT OR ACCUSATION ON WHICH TRIAL COMMENCED THIS MONTH

Number of Indictments & Accusations on Which Trial Commenced This Month	Number of Defendants	Length of Continuous Incarceration Awaiting Commencement of This Month's Trial			Period From Indictment or Accusation To First Plea			Period From Not Guilty Plea To Commencement of Trial			Period From Indictment or Accusation To Commencement of Trial			
		Mean	Median	Range	Mean	Median	Range	Mean	Median	Range	Mean	Median	Range	
Hudson														
Murder:														
Released on Bail	2	2	-	-	-	0m22d	0m22d	0m16d-0m29d	3m22d	3m22d	3m16d-3m29d	4m15d	4m15d	4m15d
Total	2	2	-	-	-	0m22d	0m22d	0m16d-0m29d	3m22d	3m22d	3m16d-3m29d	4m15d	4m15d	4m15d
Other:														
Jail - Awtg. Plea/Trial	11	9	4m9d	4m9d	0m0d-8m11d	4m27d	0m26d	0m13d-28m2d	3m6d	2m16d	1m12d-6m14d	8m3d	3m12d	1m28d-33m4d
Jail - Other Conviction	1	1	-	-	-	0m15d	0m15d	0m15d	5m21d	5m21d	5m21d	6m6d	6m6d	6m6d
Released on Bail	18	17	-	-	-	3m0d	0m25d	0m1d-14m9d	8m26d	4m3d	43m19d-1m17d	11m27d	8m8d	44m0d-1m26d
R.O.R.	1	1	-	-	-	0m25d	0m25d	0m25d	7m25d	7m25d	7m25d	8m20d	8m20d	8m20d
Total	31	28	4m9d	4m9d	0m0d-8m11d	3m13d	0m26d	0m1d-28m2d	6m27d	3m14d	1m12d-43m19d	10m11d	5m13d	1m26d-44m0d
Total Cases:	33	30	4m9d	4m9d	0m0d-8m11d	3m8d	0m26d	0m1d-28m2d	6m21d	3m16d	1m12d-43m19d	9m29d	4m18d	1m26d-44m0d
Hunterdon														
Murder:														
Other:														
R.O.R.	1	1	-	-	-	0m23d	0m23d	0m23d	5m18d	5m18d	5m18d	6m11d	6m11d	6m11d
Total	1	1	-	-	-	0m23d	0m23d	0m23d	5m18d	5m18d	5m18d	6m11d	6m11d	6m11d
Total Cases:	1	1	-	-	-	0m23d	0m23d	0m23d	5m18d	5m18d	5m18d	6m11d	6m11d	6m11d

TABLE D-17 Page 7
 DEFENDANTS ON WHOM CRIMINAL TRIALS COMMENCED DURING MARCH 1974

	Number of Indictments & Accusations On Which Trial Commenced This Month	Number of Defendants	* TIME INTERVALS ARE COMPUTED FROM THE DATE OF FILING OF THE OLDEST INDICTMENT OR ACCUSATION ON WHICH TRIAL COMMENCED THIS MONTH											
			Length of Continuous Incarceration Awaiting Commencement of Trial			Period From Indictment or Accusation To First Plea			Period From Not Guilty Plea To Commencement of Trial			Period From Indictment or Accusation To Commencement of Trial		
			Mean	Median	Range	Mean	Median	Range	Mean	Median	Range	Mean	Median	Range
Mercer														
Murder:	0	0	-	-	-	-	-	-	-	-	-	-	-	-
Other:														
Jail - Avg. Plea/Trial	1	1	14m24d	14m24d	14m24d	0m23d	0m23d	0m23d	13m 3d	13m 3d	13m 3d	13m26d	13m26d	13m26d
Jail - Other Conviction	2	2	-	-	-	0m17d	0m17d	0m15d-0m20d	9m12d	9m12d	8m 3d-10m22d	10m 0d	10m 0d	8m23d-11m 7d
Released on Bail	6	6	-	-	-	2m15d	0m16d	0m 6d-12m16d	8m19d	9m 7d	4m19d-12m 3d	11m 4d	9m24d	4m25d-22m24d
Total	9	9	14m24d	14m24d	14m24d	1m26d	0m17d	0m 6d-12m16d	9m 9d	10m 8d	4m19d-13m 3d	11m 5d	10m24d	4m25d-22m24d
Total Cases:	9	9	14m24d	14m24d	14m24d	1m26d	0m17d	0m 6d-12m16d	9m 9d	10m 8d	4m19d-13m 3d	11m 5d	10m24d	4m25d-22m24d
Middlesex														
Murder:	0	0	-	-	-	-	-	-	-	-	-	-	-	-
Other:														
Jail - Avg. Plea/Trial	1	1	0m 3d	0m 3d	0m 3d	0m17d	0m17d	0m17d	12m12d	12m12d	12m12d	12m29d	12m29d	12m29d
Released on Bail	17	16	-	-	-	1m13d	0m15d	0m 6d-14m14d	6m 8d	4m19d	1m13d-14m10d	7m21d	6m 9d	1m19d-16m 4d
R.O.R.	5	5	-	-	-	0m16d	0m13d	0m 9d-0m29d	4m 0d	3m21d	1m26d-7m 2d	4m16d	4m 4d	2m25d-7m18d
Total	23	22	0m 3d	0m 3d	0m 3d	1m 6d	0m15d	0m 6d-14m14d	6m 1d	4m 1d	1m13d-14m10d	7m 7d	5m12d	1m19d-16m 4d
Total Cases:	23	22	0m 3d	0m 3d	0m 3d	1m 6d	0m15d	0m 6d-14m14d	6m 1d	4m 1d	1m13d-14m10d	7m 7d	5m12d	1m19d-16m 4d

TABLE D-17 Page 8
 DEFENDANTS ON WHOM CRIMINAL TRIALS COMMENCED DURING MARCH 1974

	Number of Indictments & Accusations On Which Trial Commenced This Month	Number of Defendants	* TIME INTERVALS ARE COMPUTED FROM THE DATE OF FILING OF THE OLDEST INDICTMENT OR ACCUSATION ON WHICH TRIAL COMMENCED THIS MONTH											
			Length of Continuous Incarceration Awaiting Commencement of Trial			Period From Indictment or Accusation To First Plea			Period From Not Guilty Plea To Commencement of Trial			Period From Indictment or Accusation To Commencement of Trial		
			Mean	Median	Range	Mean	Median	Range	Mean	Median	Range	Mean	Median	Range
Monmouth														
Murder:	0	0	-	-	-	-	-	-	-	-	-	-	-	-
Other:														
Jail - Avg. Plea/Trial	6	6	3m27d	3m 7d	0m17d-7m14d	1m11d	0m14d	0m 3d-6m 4d	2m 9d	1m19d	0m11d-5m24d	3m20d	3m13d	1m11d-6m15d
Jail - Other Conviction	4	4	-	-	-	1m16d	0m22d	0m 0d-4m18d	3m21d	2m19d	1m10d-8m 5d	5m 6d	5m15d	1m10d-8m16d
Released on Bail	30	30	-	-	-	2m 3d	0m19d	0m 2d-13m18d	6m 4d	6m 1d	0m13d-21m19d	8m 7d	7m10d	1m19d-23m28d
R.O.R.	6	6	-	-	-	1m 2d	0m23d	0m 4d-3m 6d	3m18d	3m 0d	0m 1d-9m 3d	4m20d	3m23d	2m29d-9m12d
Total	46	46	3m27d	3m 7d	0m17d-7m14d	1m24d	0m20d	0m 0d-13m18d	5m 3d	3m24d	0m 1d-21m19d	6m27d	5m 6d	1m10d-23m28d
Total Cases:	46	46	3m27d	3m 7d	0m17d-7m14d	1m24d	0m20d	0m 0d-13m18d	5m 3d	3m24d	0m 1d-21m19d	6m27d	5m 6d	1m10d-23m28d
Morris														
Murder:	0	0	-	-	-	-	-	-	-	-	-	-	-	-
Other:														
Released on Bail	8	8	-	-	-	0m18d	0m15d	0m 3d-1m18d	3m25d	4m 6d	2m 9d-5m 0d	4m13d	4m19d	3m 2d-5m10d
R.O.R.	5	5	-	-	-	0m12d	0m10d	0m10d-0m19d	4m 0d	4m16d	1m27d-4m16d	4m12d	4m26d	2m16d-4m26d
Total	13	13	-	-	-	0m16d	0m10d	0m 3d-1m18d	3m27d	4m16d	1m27d-5m 0d	4m13d	4m26d	2m16d-5m10d
Total Cases:	13	13	-	-	-	0m16d	0m10d	0m 3d-1m18d	3m27d	4m16d	1m27d-5m 0d	4m13d	4m26d	2m16d-5m10d

DEFENDANTS ON WHOM CRIMINAL TRIALS COMMENCED DURING MARCH 1974

Number of Indictments & Accusations On Which Trial Commenced This Month	Number of Defendants	* TIME INTERVALS ARE COMPUTED FROM THE DATE OF FILING OF THE OLDEST INDICTMENT OR ACCUSATION ON WHICH TRIAL COMMENCED THIS MONTH											
		Length of Continuous Incarceration Awaiting Commencement of This Month's Trial			Period From Indictment or Accusation To First Plea			Period From Not Guilty Plea To Commencement of Trial			Period From Indictment or Accusation To Commencement of Trial		
		Mean	Median	Range	Mean	Median	Range	Mean	Median	Range	Mean	Median	Range
Ocean													
Murder:	0	0	-	-	-	-	-	-	-	-	-	-	-
Other:													
Jail - Awtg. Plea/Trial	5	5	2m6d	2m 7d	0m14d-4m 1d	5m22d	0m15d	0m 4d-26m27d	1m19d	1m 3d	0m21d-3m22d	7m11d	2m16d-28m 0d
Released on Bail	11	11	-	-	-	1m24d	1m 4d	0m19d-6m 6d	5m15d	6m 6d	0m24d-8m28d	7m 9d	7m21d-11m13d
R.O.R.	2	2	-	-	-	1m18d	1m18d	1m 5d-2m 1d	5m 5d	5m 5d	4m24d-5m17d	6m23d	6m23d-5m29d-7m18d
Total	18	18	2m 6d	2m 7d	0m14d-4m 1d	2m26d	1m 1d	0m 4d-26m27d	4m12d	5m 0d	0m21d-8m28d	7m 8d	7m11d-28m 0d
Total Cases:	18	18	2m 6d	2m 7d	0m14d-4m 1d	2m26d	1m 1d	0m 4d-26m27d	4m12d	5m 0d	0m21d-8m28d	7m 8d	7m11d-28m 0d
Passaic													
Murder:													
Jail - Awtg. Plea/Trial	1	1	4m17d	4m17d	4m17d	0m10d	0m10d	0m10d	1m10d	1m10d	1m10d	1m20d	1m20d-1m20d
Total	1	1	4m17d	4m17d	4m17d	0m10d	0m10d	0m10d	1m10d	1m10d	1m10d	1m20d	1m20d-1m20d
Other:													
Jail - Awtg. Plea/Trial	24	22	3m24d	3m18d	0m21d-11m11d	2m 7d	0m 1d	0m 0d-34m26d	2m 1d	1m22d	0m21d-9m19d	4m 8d	1m27d-35m17d
Jail - Other Conviction	13	10	-	-	-	0m 7d	0m 1d	0m 0d-1m15d	3m 9d	1m25d	0m23d-10m19d	3m16d	1m27d-12m 4d
Released on Bail	28	26	-	-	-	0m22d	0m 9d	0m 0d-5m 9d	9m 9d	4m 8d	1m11d-70m19d	10m 1d	7m 0d-71m 1d

DEFENDANTS ON WHOM CRIMINAL TRIALS COMMENCED DURING MARCH 1974

THE UNIT FOR THESE SECTIONS IS THE DEFENDANT, REGARDLESS OF THE NUMBER OF INDICTMENTS OR ACCUSATIONS AGAINST HIM

Number of Indictments & Accusations On Which Trial Commenced This Month	Number of Defendants	* TIME INTERVALS ARE COMPUTED FROM THE DATE OF FILING OF THE OLDEST INDICTMENT OR ACCUSATION ON WHICH TRIAL COMMENCED THIS MONTH												
		Length of Continuous Incarceration Awaiting Commencement of This Month's Trial			Period From Indictment or Accusation To First Plea			Period From Not Guilty Plea To Commencement of Trial			Period From Indictment or Accusation To Commencement of Trial			
		Mean	Median	Range	Mean	Median	Range	Mean	Median	Range	Mean	Median	Range	
Passaic (continued)														
R.O.R.	2	2	-	-	-	0m27d	0m27d	0m20d-1m 4d	6m29d	6m29d	2m11d-11m17d	7m26d	7m26d	3m 1d-12m21d
Total	67	60	3m24d	3m18d	0m21d-11m11d	1m 6d	0m 5d	0m 0d-34m26d	5m17d	1m29d	0m19d-70m19d	6m23d	2m25d	0m24d-71m 1d
Total Cases:	68	61	3m25d	3m19d	0m21d-11m11d	1m 6d	0m 7d	0m 0d-34m26d	5m15d	1m28d	0m19d-70m19d	6m21d	2m25d	0m24d-71m 1d
Salem														
Murder:	0	0	-	-	-	-	-	-	-	-	-	-	-	
Other:														
R.O.R.	1	1	-	-	-	0m 4d	0m 4d	0m 4d	1m23d	1m23d	1m23d	1m27d	1m27d-1m27d	
Total	1	1	-	-	-	0m 4d	0m 4d	0m 4d	1m23d	1m23d	1m23d	1m27d	1m27d-1m27d	
Total Cases:	1	1	-	-	-	0m 4d	0m 4d	0m 4d	1m23d	1m23d	1m23d	1m27d	1m27d-1m27d	
Somerset														
Murder:	0	0	-	-	-	-	-	-	-	-	-	-	-	
Other:														
Jail - Awtg. Plea/Trial	1	1	1m17d	1m17d	1m17d	1m20d	1m20d	1m20d	7m 1d	7m 1d	7m 1d	8m21d	8m21d-8m21d	
R.O.R.	1	1	-	-	-	0m13d	0m13d	0m13d	4m25d	4m25d	4m25d	5m 8d	5m 8d-5m 8d	
Total	2	2	1m17d	1m17d	1m17d	1m 1d	1m 1d	0m13d-1m20d	5m28d	5m28d	4m25d-7m 1d	6m29d	6m29d-8m21d	
Total Cases:	2	2	1m17d	1m17d	1m17d	1m 1d	1m 1d	0m13d-1m20d	5m28d	5m28d	4m25d-7m 1d	6m29d	6m29d-8m21d	

DEFENDANTS ON WHOM CRIMINAL TRIALS COMMENCED DURING MARCH 1974

	Number of Indictments & Accusations On Which Trial Commenced This Month	Number of Defendants	* TIME INTERVALS ARE COMPUTED FROM THE DATE OF FILING OF THE OLDEST INDICTMENT OR ACCUSATION ON WHICH TRIAL COMMENCED THIS MONTH											
			Length of Continuous Incarceration Awaiting Commencement of This Month's Trial			Period From Indictment or Accusation To First Plea			Period From Not Guilty Plea To Commencement of Trial			Period From Indictment or Accusation To Commencement of Trial		
			Mean	Median	Range	Mean	Median	Range	Mean	Median	Range	Mean	Median	Range
Sussex														
Murder:	0	0	-	-	-	-	-	-	-	-	-	-	-	-
Other:														
Jail - Awtg. Plea/Trial	1	1	1m18d	1m18d	1m18d	3m22d	3m22d	3m22d	3m 0d	3m 0d	3m 0d	6m22d	6m22d	6m22d
Released on Bail	1	1	-	-	-	1m11d	1m11d	1m11d	2m10d	2m10d	2m10d	3m21d	3m21d	3m21d
Total	2	2	1m18d	1m18d	1m18d	2m16d	2m16d	3m22d	2m20d	2m20d	3m 0d	5m 6d	5m 6d	3m21d-6m22d
Total Cases:	2	2	1m18d	1m18d	1m18d	2m16d	2m16d	3m22d	2m20d	2m20d	3m 0d	5m 6d	5m 6d	3m21d-6m22d
Union														
Murder:	0	0	-	-	-	-	-	-	-	-	-	-	-	-
Other:														
Jail - Awtg. Plea/Trial	5	5	3m21d	3m23d	0m24d-6m 0d	0m14d	0m10d	0m 3d-0m29d	2m14d	1m25d	0m22d-5m28d	2m28d	1m28d	1m 0d-6m27d
Jail - Other Conviction	1	1	-	-	-	0m29d	0m29d	0m29d	5m28d	5m28d	5m28d	6m27d	6m27d	6m27d
Released on Bail	32	32	-	-	-	1m 1d	0m22d	0m 0d-7m 3d	7m29d	6m19d	2m14d-16m23d	9m 0d	9m14d	3m13d-17m17d
R.O.R.	3	3	-	-	-	0m24d	0m23d	0m22d-0m28d	11m28d	12m27d	9m24d-13m 3d	12m22d	13m25d	10m16d-13m26d
Total	41	41	3m21d	3m23d	0m24d-6m 0d	0m28d	0m23d	0m 0d-7m 3d	7m16d	6m11d	0m22d-16m23d	8m14d	6m29d	1m 0d-17m17d
Total Cases:	41	41	3m21d	3m23d	0m24d-6m 0d	0m28d	0m23d	0m 0d-7m 3d	7m16d	6m11d	0m22d-16m23d	8m14d	6m29d	1m 0d-17m17d

DEFENDANTS ON WHOM CRIMINAL TRIALS COMMENCED DURING MARCH 1974

	Number of Indictments & Accusations On Which Trial Commenced This Month	Number of Defendants	* TIME INTERVALS ARE COMPUTED FROM THE DATE OF FILING OF THE OLDEST INDICTMENT OR ACCUSATION ON WHICH TRIAL COMMENCED THIS MONTH											
			Length of Continuous Incarceration Awaiting Commencement of This Month's Trial			Period From Indictment or Accusation To First Plea			Period From Not Guilty Plea To Commencement of Trial			Period From Indictment or Accusation To Commencement of Trial		
			Mean	Median	Range	Mean	Median	Range	Mean	Median	Range	Mean	Median	Range
Warren														
Murder:	0	0	-	-	-	-	-	-	-	-	-	-	-	-
Other:	0	0	-	-	-	-	-	-	-	-	-	-	-	-
Total Cases:	0	0	-	-	-	-	-	-	-	-	-	-	-	-
**8 Largest Counties														
Murder:														
Jail - Awtg. Plea/Trial	8	8	4m27d	4m13d	3m21d-6m24d	0m10d	0m 9d	0m 8d-0m14d	3m 8d	3m 8d	1m10d-5m 2d	3m19d	3m18d	1m20d-5m14d
Released on Bail	4	4	-	-	-	0m21d	0m20d	0m16d-0m29d	3m19d	3m22d	2m 7d-4m26d	4m11d	4m15d	2m29d-5m14d
Total	12	12	4m27d	4m13d	3m21d-6m24d	0m14d	0m11d	0m 8d-0m29d	3m12d	3m17d	1m10d-5m 2d	3m26d	3m29d	1m20d-5m14d
Other:														
Jail - Awtg. Plea/Trial	92	88	3m20d	3m15d	0m 0d-17m16d	1m28d	0m11d	0m 0d-34m26d	3m22d	2m 7d	0m 0d-29m 0d	5m21d	3m 7d	0m24d-35m17d
Jail - Other Conviction	26	23	-	-	-	0m16d	0m 6d	4m18d-0m 0d	3m13d	1m25d	10m19d-0m 0d	3m29d	2m 3d	12m 4d-0m23d
Released on Bail	276	271	-	-	-	1m14d	0m21d	18m 3d-0m 4d	7m14d	5m 1d	70m19d-0m 1d	8m27d	6m26d	71m 1d-0m28d
R.O.R.	41	41	-	-	-	0m22d	0m18d	3m 6d-0m 0d	6m18d	3m21d	57m29d-0m 0d	7m10d	4m10d	58m19d-0m23d
Total	435	423	3m20d	3m15d	0m 0d-17m16d	1m13d	0m18d	34m26d-0m 0d	6m12d	3m25d	70m19d-0m 0d	7m25d	4m24d	71m 1d-0m23d
Total Cases:	447	435	3m24d	3m19d	0m 0d-17m16d	1m12d	0m18d	34m26d-0m 0d	6m 9d	3m21d	70m19d-0m 0d	7m21d	4m20d	71m 1d-0m23d

THE UNIT FOR THESE SECTIONS IS THE DEFENDANT, REGARDLESS OF THE NUMBER OF INDICTMENTS OR ACCUSATIONS AGAINST HIM

* TIME INTERVALS ARE COMPUTED FROM THE DATE OF FILING OF THE OLDEST INDICTMENT OR ACCUSATION ON WHICH TRIAL COMMENCED THIS MONTH

Remaining 13 Counties	Number of Indictments & Accusations On Which Trial Commenced This Month	Number of Defendants	Length of Continuous Incarceration Awaiting Commencement of Trial			Period From Indictment or Accusation To First Plea			Period From Not Guilty Plea To Commencement of Trial			Period From Indictment or Accusation To Commencement of Trial		
			Mean	Median	Range	Mean	Median	Range	Mean	Median	Range	Mean	Median	Range
			Mean	Median	Range	Mean	Median	Range	Mean	Median	Range	Mean	Median	Range
Murder:														
Jail - Awtg. Plea/Trial	1	1	5m25d	5m25d	5m25d	0m 9d	0m 9d	0m 9d	5m 6d	5m 6d	5m 6d	5m15d	5m15d	5m15d
Released on Bail	4	4	-	-	-	2m 4d	1m 8d	0m 0d-6m 0d	3m25d	3m29d	1m25d-5m15d	5m29d	6m 2d	3m26d-7m25d
Total	5	5	5m25d	5m25d	5m25d	1m23d	0m28d	0m 0d-6m 0d	4m 3d	5m 1d	1m25d-5m15d	5m26d	5m15d	3m26d-7m25d
Other:														
Jail - Awtg. Plea/Trial	15	14	3m29d	3m12d	0m14d-14m24d	3m23d	0m23d	0m 4d-26m27d	3m28d	3m10d	0m21d-13m 3d	7m20d	6m15d	1m 1d-28m 0d
Jail - Other Conviction	5	5	-	-	-	1m13d	0m20d	0m15d-4m 5d	6m15d	6m27d	1m 4d-10m22d	7m28d	8m 4d	5m 9d-11m 7d
Released on Bail	60	60	-	-	-	1m 7d	0m20d	0m 3d-12m16d	6m 1d	5m18d	0m24d-21m 5d	7m 8d	7m 3d	1m13d-22m24d
R.O.R.	13	13	-	-	-	0m22d	0m19d	0m 4d-2m 1d	5m 0d	4m24d	1m23d-10m16d	5m22d	5m 8d	1m27d-11m14d
Total	93	92	3m29d	3m12d	0m14d-14m24d	1m16d	0m20d	0m 3d-26m27d	5m18d	4m23d	0m21d-21m 5d	7m 4d	6m15d	1m 1d-28m 0d
Total Cases:	98	97	4m 2d	3m28d	0m14d-14m24d	1m17d	0m20d	0m 0d-26m27d	5m16d	4m24d	0m21d-21m 5d	7m 2d	6m11d	1m 1d-28m 0d

TABLE D-17 Page 14

DEFENDANTS ON WHOM CRIMINAL TRIALS COMMENCED DURING MARCH 1974

THE UNIT FOR THESE SECTIONS IS THE DEFENDANT, REGARDLESS OF THE NUMBER OF INDICTMENTS OR ACCUSATIONS AGAINST HIM

* TIME INTERVALS ARE COMPUTED FROM THE DATE OF FILING OF THE OLDEST INDICTMENT OR ACCUSATION ON WHICH TRIAL COMMENCED THIS MONTH

STATE TOTALS	Number of Indictments & Accusations On Which Trial Commenced This Month	Number of Defendants	Length of Continuous Incarceration Awaiting Commencement of Trial			Period From Indictment or Accusation To First Plea			Period From Not Guilty Plea To Commencement of Trial			Period From Indictment or Accusation To Commencement of Trial		
			Mean	Median	Range	Mean	Median	Range	Mean	Median	Range	Mean	Median	Range
			Mean	Median	Range	Mean	Median	Range	Mean	Median	Range	Mean	Median	Range
Murder:														
Jail - Awtg. Plea/Trial	9	9	5m 0d	4m17d	3m21d-6m24d	0m10d	0m 9d	0m 8d-0m14d	3m15d	3m18d	1m10d-5m 6d	3m25d	3m29d	1m20d-5m15d
Released on Bail	8	8	-	-	-	1m13d	0m25d	0m 0d-6m 0d	3m22d	3m22d	1m25d-5m15d	5m 5d	4m29d	2m29d-7m25d
Total	17	17	5m 0d	4m17d	3m21d-6m24d	0m25d	0m12d	0m 0d-6m 0d	3m18d	3m18d	1m10d-5m15d	4m14d	4m 6d	1m20d-7m25d
Other:														
Jail - Awtg. Plea/Trial	107	102	3m22d	3m15d	17m16d	2m 6d	0m12d	0m 0d-34m26d	3m23d	2m14d	29m 0d-5m29d	3m17d	35m17d	0m24d-35m17d
Jail - Other Conviction	31	28	-	-	-	0m21d	0m13d	0m 0d-4m18d	3m29d	1m27d	0m23d-10m22d	4m20d	2m27d	0m24d-12m 4d
Released on Bail	336	331	-	-	-	1m12d	0m21d	0m 0d-18m 3d	7m 6d	5m 4d	0m 0d-70m19d	8m18d	6m26d	0m23d-71m 1d
R.O.R.	54	54	-	-	-	0m22d	0m18d	0m 4d-3m 6d	6m 6d	4m16d	0m 1d-57m29d	6m28d	4m26d	0m28d-58m19d
Total	528	515	3m22d	3m15d	0m 0d-17m16d	1m14d	0m19d	0m 0d-34m26d	6m 7d	4m 4d	0m 0d-70m19d	7m21d	5m 8d	0m23d-71m 1d
Total Cases:	545	532	3m25d	3m19d	0m 0d-17m16d	1m13d	0m19d	0m 0d-34m26d	6m 5d	4m 3d	0m 0d-70m19d	7m18d	5m 5d	0m23d-71m 1d

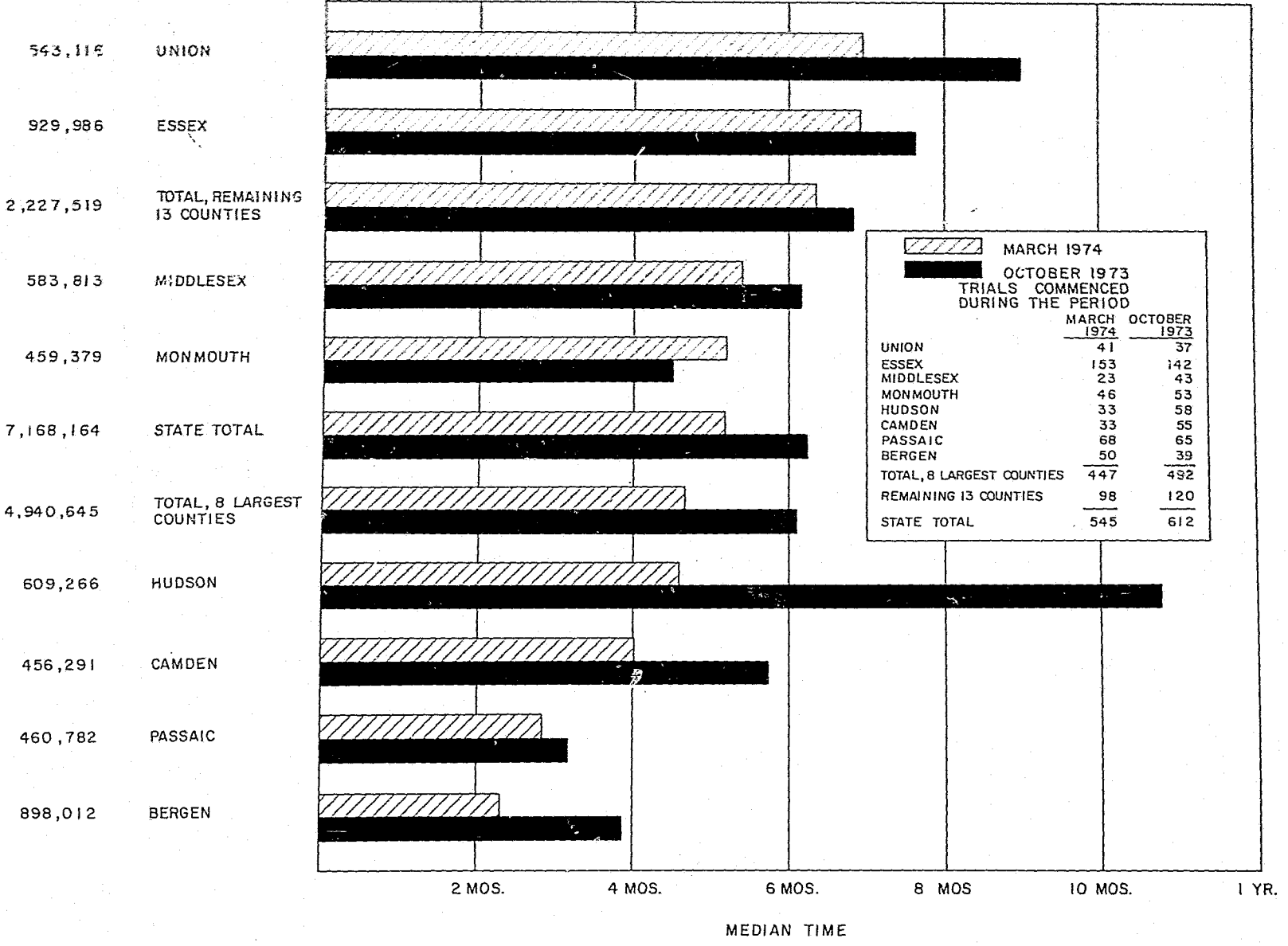
*Length of incarceration does not include those defendants in jail on prior convictions.

**As to population, 1970 U. S. Census: Bergen, Camden, Essex, Hudson, Middlesex, Monmouth, Passaic, Union.

CHART D-12

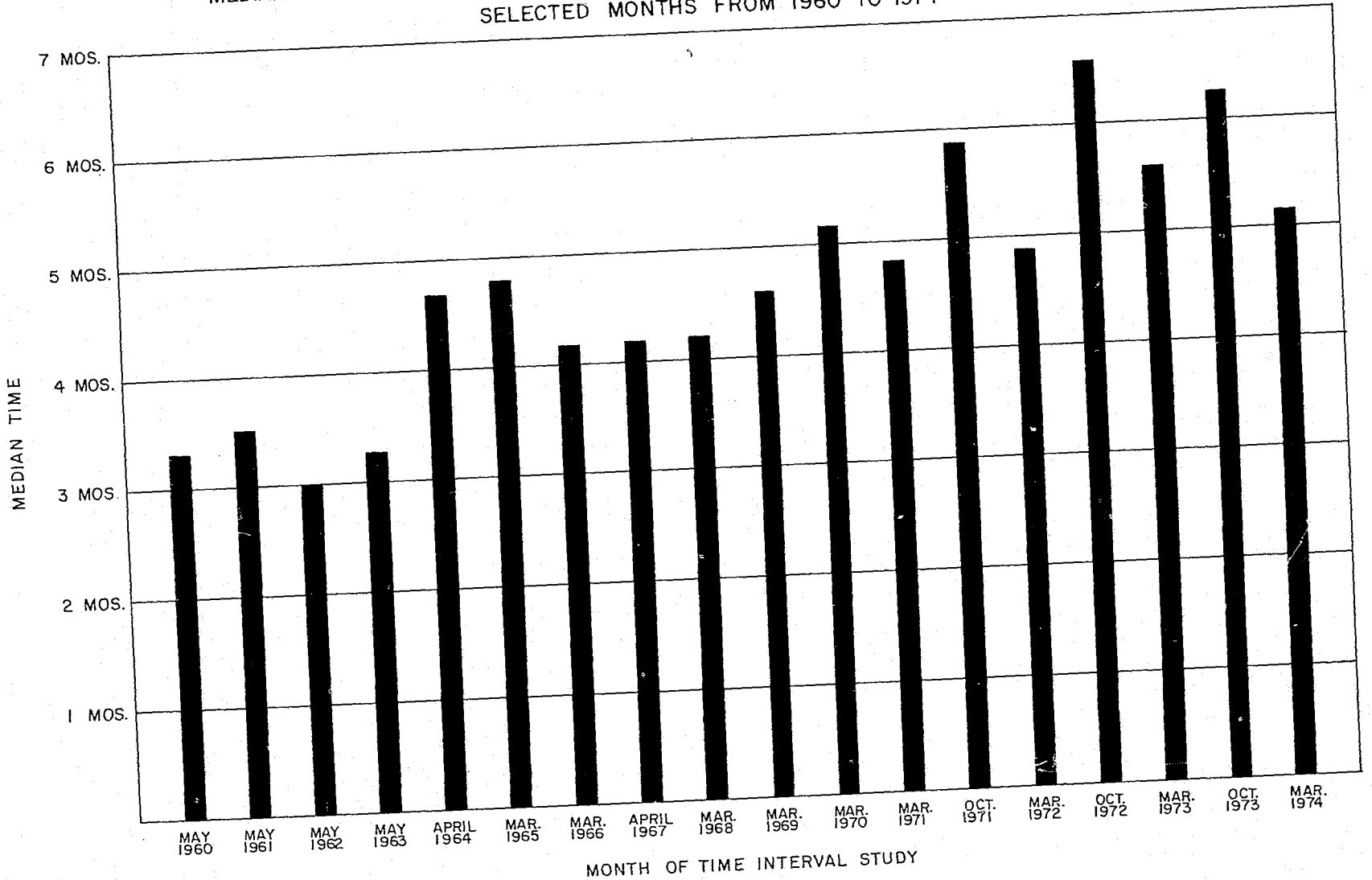
SUPERIOR AND COUNTY COURTS CRIMINAL TRIALS COMMENCED DURING OCTOBER, 1973 AND MARCH, 1974
 MEDIAN TIME FROM DATE OF INDICTMENT OR ACCUSATION TO COMMENCEMENT OF TRIAL
 8 LARGEST COUNTIES (OVER 450,000 POP.) AND COMBINED DATA ON REMAINING 13 COUNTIES

POPULATION
 1970 U.S. CENSUS



SOURCE: TABLES D-16 AND D-17

CHART NO. D-13
 SUPERIOR AND COUNTY COURTS CRIMINAL TRIALS COMMENCED
 MEDIAN TIME FROM DATE OF INDICTMENT (OR ACCUSATION) TO COMMENCEMENT OF TRIAL
 SELECTED MONTHS FROM 1960 TO 1974



SOURCE: TABLES D-16 AND D-17

TABLE D-18
 March 1974 Retractions After Interval Study
 Summary and Comparison With March 1973

COUNTY	Median Length of Continuous Incarceration of Defendants Awaiting Plea or Commencement of Trial Only			Median Period from Indictment or Accusation to Retraction of Not Guilty Plea									TOTAL CASES		Total Number of Cases		
	Murder	Other	Total	Murder					Other (Non-Murder)				March 1974	March 1973			
				Jail	Other Incar.	Bail	ROR	Total Murder	Jail	Other Incar.	Bail	ROR				Total Other	
Atlantic	5m 6d	1m20d	1m22d	2m 6d	-	-	-	-	2m 6d	2m18d	-	4m 6d	-	4m11d	'74	'73	155
Bergen	-	1m16d	1m16d	-	-	-	-	-	-	1m 5d	0m28d	2m 6d	1m17d	1m21d	'74	'73	88
Burlington	-	-	-	-	-	-	-	-	-	-	6m22d	4m17d	-	5m 3d	'74	'73	25
Camden	3m16d	3m21d	3m20d	1m27d	-	-	-	-	1m27d	5m 7d	1m16d	4m22d	1m15d	5m 7d	'74	'73	108
Cape May	-	-	-	-	-	-	-	-	-	-	-	5m 5d	6m 1d	5m10d	'74	'73	21
Cumberland	-	2m14d	2m14d	-	-	-	-	-	-	1m11d	-	2m10d	-	2m10d	'74	'73	27
Essex	5m15d	2m 4d	3m 5d	3m 7d	3m26d	-	-	-	3m16d	4m18d	2m16d	3m15d	3m22d	3m15d	'74	'73	225
Gloucester	3m 0d	3m17d	3m 0d	1m21d	-	-	-	-	1m21d	12m 9d	-	9m19d	5m22d	7m24d	'74	'73	306
Hudson	-	2m25d	2m25d	-	-	-	-	-	-	2m 9d	3m 7d	4m27d	27m26d	4m22d	'74	'73	16
Hunterdon	-	6m 5d	6m 5d	-	-	-	-	-	-	3m29d	-	3m 0d	1m20d	3m 0d	'74	'73	58
Mercer	-	2m12d	2m12d	-	-	-	-	-	-	-	9m 0d	3m28d	3m29d	5m 1d	'74	'73	79
Middlesex	-	0m17d	0m17d	-	-	-	-	-	-	3m15d	6m24d	2m11d	3m19d	3m14d	'74	'73	86
Monmouth	-	2m15d	2m15d	-	-	-	-	-	-	2m10d	3m25d	2m20d	4m13d	3m 1d	'74	'73	78
Morris	-	-	-	-	-	-	-	-	-	-	3m 7d	4m12d	-	4m11d	'74	'73	75
Ocean	1m29d	0m 2d	1m 0d	1m25d	-	-	-	-	1m25d	7m10d	-	5m23d	6m25d	6m16d	'74	'73	61
Passaic	-	3m 6d	3m 6d	-	-	-	-	-	-	1m11d	2m 9d	2m10d	3m 7d	2m 9d	'74	'73	61
Salem	-	-	-	-	-	-	-	-	-	-	15m 4d	4m22d	-	4m22d	'74	'73	20
Somerset	-	-	-	-	-	-	-	-	-	-	12m12d	14m11d	4m11d	8m21d	'74	'73	30
Sussex	-	-	-	-	-	-	-	-	-	-	10m25d	6m29d	6m 7d	6m29d	'74	'73	96
Union	-	3m 4d	3m 4d	-	-	-	-	-	-	-	3m 7d	4m12d	-	4m11d	'74	'73	63
Warren	-	7m 2d	7m 2d	-	-	-	-	-	-	1m14d	0m23d	5m 6d	2m17d	3m20d	'74	'73	12
STATE TOTAL	3m16d	2m12d	2m15d	1m27d	3m26d	-	-	-	2m16d	2m17d	4m 8d	3m25d	3m21d	3m21d	'74	'73	1,144
																	997

TABLE D-19 Page 1

DEFENDANTS WHO RETRACTED A PLEA OF NOT GUILTY AND ENTERED A PLEA OF GUILTY TO AN I OR A DURING OCTOBER 1973

ATLANTIC	Number of Indictments & Accusations On Which Plea Retracted This Month	Number of Defendants	* TIME INTERVALS ARE COMPUTED FROM THE DATE OF FILING OF THE OLDEST INDICTMENT OR ACCUSATION ON WHICH PLEA RETRACTED THIS MONTH											
			Length of Continuous Incarceration at Time of Retraction			Period From Indictment or Accusation To First Plea			Period From Not Guilty Plea To Retraction			Period From Indictment or Accusation To Retraction		
			Mean	Median	Range	Mean	Median	Range	Mean	Median	Range	Mean	Median	Range
			THE UNIT FOR THESE SECTIONS IS THE DEFENDANT, REGARDLESS OF THE NUMBER OF INDICTMENTS OR ACCUSATIONS AGAINST HIM											
Murder:														
Jail-Awtg.Plea/Trial	4	2	9m22d	9m22d	9m 5d-10m10d	1m 4d	1m 4d	0m20d-1m19d	6m24d	6m24d	6m15d-7m 4d	7m29d	7m29d	7m24d-8m 4d
Released on Bail	2	1	-	-	-	0m20d	0m20d	0m20d	7m 4d	7m 4d	7m 4d	7m24d	7m24d	7m24d
Total	6	3	9m22d	9m22d	9m 5d-10m10d	1m 0d	0m20d	0m20d-1m19d	6m28d	7m 4d	7m 4d	7m27d	7m24d	7m24d-8m 4d
Other:														
Jail-Awtg.Plea/Trial	9	6	2m22d	2m27d	1m 9d-3m25d	0m29d	0m28d	0m15d-1m18d	6m24d	4m 1d	0m 6d-25m10d	7m24d	4m24d	0m26d-26m10d
Released on Bail	32	27	-	-	-	1m 5d	0m20d	0m 9d-8m 7d	3m18d	3m12d	0m 0d-7m14d	4m24d	4m 3d	2m 1d-12m 4d
Total	41	33	2m22d	2m27d	1m 9d-3m25d	1m 4d	0m20d	0m 9d-8m 7d	4m 6d	3m12d	0m 0d-25m10d	5m10d	4m 3d	0m26d-26m10d
Total Cases:	47	36	4m15d	3m20d	1m 9d-10m10d	1m 4d	0m20d	0m 9d-8m 7d	4m13d	3m14d	0m 0d-25m10d	5m17d	4m 7d	0m26d-26m10d
BERGEN														
Murder:	0	0	-	-	-	-	-	-	-	-	-	-	-	-
Other:														
Jail-Awtg.Plea/Trial	16	14	1m28d	1m29d	1m 1d-3m 1d	1m 8d	0m 9d	0m 6d-9m 3d	1m 1d	0m23d	0m 6d-3m 3d	2m10d	1m17d	0m12d-9m26d
Released on Bail	79	73	-	-	-	1m 8d	0m10d	0m 6d-45m25d	3m 4d	2m 7d	0m 0d-15m22d	4m12d	2m22d	0m22d-45m25d
R.O.R.	12	11	-	-	-	0m25d	0m14d	0m 8d-4m20d	3m28d	2m 5d	0m17d-14m28d	4m23d	2m21d	0m26d-19m18d
Total	107	98	1m28d	1m29d	1m 1d-3m 1d	1m 7d	0m10d	0m 6d-45m25d	2m28d	2m 5d	0m 0d-15m22d	4m 5d	2m20d	0m12d-45m25d
Total Cases:	107	98	1m28d	1m29d	1m 1d-3m 1d	1m 7d	0m10d	0m 6d-45m25d	2m28d	2m 5d	0m 0d-15m22d	4m 5d	2m20d	0m12d-45m25d

TABLE D-19 Page 3

DEFENDANTS WHO RETRACTED A PLEA OF NOT GUILTY AND ENTERED A PLEA OF GUILTY TO AN I OR A DURING OCTOBER 1973

	Number of Indictments & Accusations On Which Plea Retracted This Month	Number of Defendants	* TIME INTERVALS ARE COMPUTED FROM THE DATE OF FILING OF THE OLDEST INDICTMENT OR ACCUSATION ON WHICH PLEA RETRACTED THIS MONTH											
			Length of Continuous Incarceration at Time of Retraction			Period From Indictment or Accusation To First Plea			Period From Not Guilty Plea To Retraction			Period From Indictment or Accusation To Retraction		
			Mean	Median	Range	Mean	Median	Range	Mean	Median	Range	Mean	Median	Range
CAPE MAY														
Murder:	0	0	-	-	-	-	-	-	-	-	-	-	-	-
Other:														
Jail-Awtg. Plea/Trial	1	1	3m 6d	3m 6d	3m 6d	1m 0d	1m 0d	1m 0d	0m18d	0m18d	0m18d	1m18d	1m18d	1m18d
Released on Bail	6	4	-	-	-	9m 8d	7m17d	0m16d-21m12d	3m20d	3m14d	0m 6d-7m18d	12m28d	11m14d	6m20d-22m 6d
R. O. R.	9	4	-	-	-	7m16d	6m18d	0m 7d-16m19d	2m10d	1m 8d	0m 6d-6m18d	9m26d	9m28d	2m22d-16m25d
Total	16	9	3m 6d	3m 6d	3m 6d	7m17d	1m27d	0m 7d-21m12d	2m22d	0m25d	0m 6d-7m18d	10m 9d	8m 5d	1m18d-22m 6d
Total Cases:	16	9	3m 6d	3m 6d	3m 6d	7m17d	1m27d	0m 7d-21m12d	2m22d	0m25d	0m 6d-7m18d	10m 9d	8m 5d	1m18d-22m 6d
CUMBERLAND														
Murder:														
Jail-Awtg. Plea/Trial	1	1	3m27d	3m27d	3m27d	0m 9d	0m 9d	0m 9d	2m 5d	2m 5d	2m 5d	2m14d	2m14d	2m14d
Total	1	1	3m27d	3m27d	3m27d	0m 9d	0m 9d	0m 9d	2m 5d	2m 5d	2m 5d	2m14d	2m14d	2m14d
Other:														
Jail-Awtg. Plea/Trial	9	6	1m 9d	1m13d	0m 6d-2m11d	0m21d	0m10d	0m 9d-1m16d	1m11d	0m29d	0m 1d-4m 2d	2m 2d	1m17d	1m 4d-4m11d
Jail-Prior Convictn.	1	1	-	-	-	1m12d	1m12d	1m12d	0m13d	0m13d	0m13d	1m25d	1m25d	1m25d
Released on Bail	64	53	-	-	-	0m10d	0m10d	0m 8d-0m17d	3m 9d	2m28d	0m20d-13m20d	3m19d	3m 8d	1m 0d-14m 7d
Total	74	60	1m 9d	1m13d	0m 6d-2m11d	0m12d	0m10d	0m 8d-1m16d	3m 2d	2m16d	0m 1d-13m20d	3m14d	2m26d	1m 0d-14m 7d
Total Cases:	75	61	1m21d	1m17d	0m 6d-3m27d	0m12d	0m10d	0m 8d-1m16d	3m 1d	2m15d	0m 1d-13m20d	3m13d	2m25d	1m 0d-14m 7d

TABLE D-19 Page 2

DEFENDANTS WHO RETRACTED A PLEA OF NOT GUILTY AND ENTERED A PLEA OF GUILTY TO AN I OR A DURING OCTOBER 1973

	Number of Indictments & Accusations On Which Plea Retracted This Month	Number of Defendants	* TIME INTERVALS ARE COMPUTED FROM THE DATE OF FILING OF THE OLDEST INDICTMENT OR ACCUSATION ON WHICH PLEA RETRACTED THIS MONTH											
			Length of Continuous Incarceration at Time of Retraction			Period From Indictment or Accusation To First Plea			Period From Not Guilty Plea To Retraction			Period From Indictment or Accusation To Retraction		
			Mean	Median	Range	Mean	Median	Range	Mean	Median	Range	Mean	Median	Range
BURLINGTON														
Murder:	0	0	-	-	-	-	-	-	-	-	-	-	-	-
Other:														
Released on Bail	63	45	-	-	-	2m 1d	0m18d	0m 0d-14m 4d	5m24d	5m14d	0m 9d-14m20d	7m25d	7m27d	0m15d-21m 9d
R. O. R.	1	1	-	-	-	0m10d	0m10d	0m10d	13m 0d	13m 0d	13m 0d	13m10d	13m10d	13m10d
Total	64	46	-	-	-	2m 0d	0m17d	0m 0d-14m 4d	5m29d	5m18d	0m 9d-14m20d	7m29d	8m 0d	0m15d-21m 9d
Total Cases:	64	46	-	-	-	2m 0d	0m17d	0m 0d-14m 4d	5m29d	5m18d	0m 9d-14m20d	7m29d	8m 0d	0m15d-21m 9d
CAMDEN														
Murder:	0	0	-	-	-	-	-	-	-	-	-	-	-	-
Other:														
Jail-Awtg. Plea/Trial	35	22	5m29d	5m25d	0m 0d-17m 3d	1m15d	0m22d	0m 1d-13m25d	7m16d	3m22d	0m 4d-38m 3d	9m 1d	5m 6d	1m12d-38m 4d
Released on Bail	99	72	-	-	-	1m14d	0m27d	0m 1d-7m24d	4m18d	3m21d	0m11d-22m15d	6m 3d	5m 2d	1m 2d-23m29d
R. O. R.	18	16	-	-	-	1m25d	1m 6d	0m14d-12m 0d	2m28d	2m24d	0m11d-7m 1d	4m24d	4m 5d	1m16d-14m 7d
Total	152	110	5m29d	5m25d	0m 0d-17m 3d	1m16d	0m27d	0m 1d-13m25d	4m29d	3m17d	0m 4d-38m 3d	6m15d	4m29d	1m 2d-38m 4d
Total Cases:	152	110	5m29d	5m25d	0m 0d-17m 3d	1m16d	0m27d	0m 1d-13m25d	4m29d	3m17d	0m 4d-38m 3d	6m15d	4m29d	1m 2d-38m 4d

TABLE D-19 Page 4

DEFENDANTS WHO RETRACTED A PLEA OF NOT GUILTY AND ENTERED A PLEA OF GUILTY TO AN I OR A DURING OCTOBER 1973

		THE UNIT FOR THESE SECTIONS IS THE DEFENDANT, REGARDLESS OF THE NUMBER OF INDICTMENTS OR ACCUSATIONS AGAINST HIM												
		*TIME INTERVALS ARE COMPUTED FROM THE DATE OF FILING OF THE OLDEST INDICTMENT OR ACCUSATION ON WHICH PLEA RETRACTED THIS MONTH												
	Number of Indictments & Accusations On Which Plea Retracted This Month	Number of Defendants	Length of Continuous Incarceration at Time of Retraction			Period From Indictment or Accusation To First Plea			Period From Not Guilty Plea To Retraction			Period From Indictment or Accusation To Retraction		
			Mean	Median	Range	Mean	Median	Range	Mean	Median	Range	Mean	Median	Range
ESSEX														
Murder:														
Jail-Awtg. Plea/Trial	2	1	6m 6d	6m 6d	6m 6d	0m11d	0m11d	0m11d	4m18d	4m18d	4m18d	4m29d	4m29d	4m29d
Jail-Other Convictn.	4	2	-	-	-	0m12d	0m12d	0m11d-0m14d	4m 8d	4m 8d	3m28d-4m18d	4m20d	4m20d	4m 9d-5m 2d
Total	6	3	6m 6d	6m 6d	6m 6d-6m 6d	0m12d	0m11d	0m11d-0m14d	4m11d	4m18d	3m28d-4m18d	4m23d	4m29d	4m 9d-5m 2d
Other:														
Jail-Awtg. Plea/Trial	22	11	1m22d	1m 7d	0m 5d-4m 6d	6m 9d	1m28d	0m11d-31m27d	6m28d	2m 6d	0m15d-29m13d	13m 7d	4m 3d	1m 4d-32m22d
Jail-Other Convictn.	6	3	-	-	-	0m10d	0m11d	0m 7d-0m11d	1m13d	1m22d	0m15d-2m 3d	1m23d	2m 3d	0m22d-2m14d
Released on bail	236	118	-	-	-	0m 4d	0m19d	0m 3d-12m26d	5m23d	4m17d	0m 0d-23m22d	6m27d	5m 9d	0m 8d-24m 9d
R. O. R.	68	34	-	-	-	1m17d	0m20d	0m11d-24m22d	7m 3d	6m12d	0m14d-25m10d	8m20d	7m 4d	1m 2d-27m29d
Total	332	166	1m22d	1m 7d	0m 5d-4m 6d	1m17d	0m19d	0m 3d-31m27d	6m 1d	4m17d	0m 0d-29m13d	7m18d	5m11d	0m 8d-32m22d
Total Cases:	338	169	2m 3d	1m 9d	0m 5d-6m 6d	1m16d	0m19d	0m 3d-31m27d	6m 0d	4m17d	0m 0d-29m13d	7m16d	5m 9d	0m 8d-32m22d
GLOUCESTER														
Murder:														
Released on Bail	2	2	-	-	-	0m20d	0m20d	0m16d-0m25d	13m12d	13m12d	5m26d-20m29d	14m 3d	14m 3d	6m12d-21m24d
Total	2	2	-	-	-	0m20d	0m20d	0m16d-0m25d	13m12d	13m12d	5m26d-20m29d	14m 3d	14m 3d	6m12d-21m24d

TABLE D-19 Page 5

DEFENDANTS WHO RETRACTED A PLEA OF NOT GUILTY AND ENTERED A PLEA OF GUILTY TO AN I OR A DURING OCTOBER 1973

		THE UNIT FOR THESE SECTIONS IS THE DEFENDANT, REGARDLESS OF THE NUMBER OF INDICTMENTS OR ACCUSATIONS AGAINST HIM												
		*TIME INTERVALS ARE COMPUTED FROM THE DATE OF FILING OF THE OLDEST INDICTMENT OR ACCUSATION ON WHICH PLEA RETRACTED THIS MONTH												
	Number of Indictments & Accusations On Which Plea Retracted This Month	Number of Defendants	Length of Continuous Incarceration at Time of Retraction			Period From Indictment or Accusation To First Plea			Period From Not Guilty Plea To Retraction			Period From Indictment or Accusation To Retraction		
			Mean	Median	Range	Mean	Median	Range	Mean	Median	Range	Mean	Median	Range
GLOUCESTER (continued)														
Other:														
Jail-Awtg. Plea/Trial	5	3	3m 8d	3m 3d	2m23d-3m27d	0m12d	0m10d	0m10d-0m16d	1m20d	0m20d	0m20d-3m19d	2m 2d	1m 0d	1m 0d-4m 5d
Released on Bail	34	23	-	-	-	1m15d	0m22d	0m 9d-8m 1d	6m 7d	6m 8d	7m25d-19m28d	7m21d	7m18d	3m 1d-20m21d
Total	39	26	3m 8d	3m 3d	2m23d-3m27d	1m11d	0m20d	0m 9d-8m 1d	5m21d	6m 3d	0m20d-19m28d	7m 2d	7m 3d	1m 0d-20m21d
Total Cases:	41	28	3m 8d	3m 3d	2m23d-3m27d	1m10d	0m20d	0m 9d-8m 1d	6m 7d	6m 3d	0m20d-20m29d	7m17d	7m 3d	1m 0d-21m24d
HUDSON														
Murder:														
Jail-Awtg. Plea/Trial	1	1	4m23d	4m23d	4m23d	11m24d	11m24d	11m24d	4m 8d	4m 8d	4m 8d	16m 2d	16m 2d	16m 2d
Released on Bail	1	1	-	-	-	0m15d	0m15d	0m15d	2m27d	2m27d	2m27d	3m12d	3m12d	3m12d
Total	2	2	4m23d	4m23d	4m23d	6m 4d	6m 4d	0m15d-11m24d	3m17d	3m17d	2m27d-4m 8d	9m22d	9m22d	3m12d-16d 2d
Other:														
Jail-Awtg. Plea/Trial	24	22	2m16d	2m 4d	0m 3d-6m 8d	2m15d	1m 4d	0 0d-19n 4d	2m22d	1m 8d	0m 0d-21m16d	5m 7d	3m28d	0m 0d-22m20d
Jail-Other Convictn.	5	5	-	-	-	1m10d	1m 5d	0m14d-2m22d	3m 7d	3m20d	0m 0d-4m17d	4m17d	5m22d	1m 5d-6m12d
Released on Bail	95	88	-	-	-	3m 0d	0m28d	0m 7d-52m 8d	5m16d	4m 3d	0m 0d-18m13d	8m15d	6m12d	0m15d-59m19d

TABLE D-19 Page 6

DEFENDANTS WHO RETRACTED A PLEA OF NOT GUILTY AND ENTERED A PLEA OF GUILTY TO AN I OR A DURING OCTOBER 1973

	Number of Indictments & Accusations on Which Plea Retracted This Month	Number of Defendants	* TIME INTERVALS ARE COMPUTED FROM THE DATE OF FILING OF THE OLDEST INDICTMENT OR ACCUSATION ON WHICH PLEA RETRACTED THIS MONTH											
			Length of Continuous Incarceration at Time of Retraction			Period From Indictment or Accusation To First Plea			Period From Not Guilty Plea To Retraction			Period From Indictment or Accusation To Retraction		
			Mean	Median	Range	Mean	Median	Range	Mean	Median	Range	Mean	Median	Range
HUDSON (continued)														
R. O. R.	6	6	-	-	-	2m 3d	1m 7d	0m19d-6m22d	7m 8d	8m 5d	0m 0d-10m16d	9m11d	9m 8d	6m22d-11m22d
Total	130	121	2m16d	2m 4d	0m 3d-6m 8d	2m23d	0m29d	0m 0d-52m 8d	5m 0d	3m20d	0m 0d-21m16d	7m24d	5m22d	0m 0d-59m19d
Total Cases:	132	123	2m18d	2m16d	0m 3d-6m 8d	2m25d	0m29d	0m 0d-52m 8d	5m 0d	3m20d	0m 0d-21m16d	7m25d	5m22d	0m 0d-59m19d
HUNTERDON														
Murder:	0	0	-	-	-	-	-	-	-	-	-	-	-	-
Other:														
Jail-Other Convictn.	1	1	-	-	-	4m17d	4m17d	4m17d	2m 8d	2m 8d	2m 8d	6m25d	6m25d	6m25d
Released on Bail	2	2	-	-	-	0m16d	0m16d	0m15d-0m17d	3m24d	3m24d	3m 4d-4m15d	4m10d	4m10d	3m19d-5m 2d
Total	3	3	-	-	-	1m26d	0m17d	0m15d-4m17d	3m 9d	3m 4d	2m 8d-4m15d	5m 5d	5m 2d	3m19d-6m25d
Total Cases:	3	3	-	-	-	0m26d	0m17d	0m15d-4m17d	3m 9d	3m 4d	2m 8d-4m15d	5m 5d	5m 2d	3m19d-6m25d

TABLE D-19 Page 7

DEFENDANTS WHO RETRACTED A PLEA OF NOT GUILTY AND ENTERED A PLEA OF GUILTY TO AN I OR A DURING OCTOBER 1973

	Number of Indictments & Accusations on Which Plea Retracted This Month	Number of Defendants	* TIME INTERVALS ARE COMPUTED FROM THE DATE OF FILING OF THE OLDEST INDICTMENT OR ACCUSATION ON WHICH PLEA RETRACTED THIS MONTH											
			Length of Continuous Incarceration at Time of Retraction			Period From Indictment or Accusation To First Plea			Period From Not Guilty Plea To Retraction			Period From Indictment or Accusation To Retraction		
			Mean	Median	Range	Mean	Median	Range	Mean	Median	Range	Mean	Median	Range
MERCER														
Murder:	0	0	-	-	-	-	-	-	-	-	-	-	-	-
Other:														
Jail-Awtg.Plea/Trial	21	16	5m 3d	5m26d	0m 6d-8m14d	3m24d	0m15d	0m 5d-26m19d	6m 7d	4m25d	2m 9d-14m 9d	10m 2d	7m22d	3m20d-28m28d
Jail-Other Convictn.	5	3	-	-	-	0m27d	0m21d	0m16d-1m15d	6m29d	6m25d	5m15d-8m18d	7m27d	8m10d	6m 1d-9m 9d
Released on Bail	52	50	-	-	-	1m18d	0m19d	0m 2d-15m14d	6m29d	5m18d	2m 7d-28m25d	8m17d	6m29d	3m14d-29m 9d
R. O. R.	24	21	-	-	-	4m 9d	0m27d	0m 9d-42m25d	5m26d	4m28d	1m 1d-29m12d	10m 5d	6m 5d	1m25d-47m 9d
Total	102	90	5m 3d	5m26d	0m 6d-8m14d	2m18d	0m19d	0m 2d-42m25d	6m17d	5m14d	1m 1d-29m12d	9m 5d	6m24d	1m25d-47m 9d
Total Cases:	102	90	5m 3d	5m26d	0m 6d-8m14d	2m18d	0m19d	0m 2d-42m25d	6m17d	5m14d	1m 1d-29m12d	9m 5d	6m24d	1m25d-47m 9d
MIDDLESEX														
Murder:	0	0	-	-	-	-	-	-	-	-	-	-	-	-
Other:														
Jail-Awtg.Plea/Trial	16	15	2m11d	2m 6d	0m 6d-5m 1d	3m 9d	0m27d	0m 8d-24m17d	5m 8d	2m23d	1m 1d-19m 7d	8m17d	4m29d	2m20d-26m13d

TABLE D-19 Page 8

DEFENDANTS WHO RETRACTED A PLEA OF NOT GUILTY AND ENTERED A PLEA OF GUILTY TO AN I OR A DURING OCTOBER 1973

THE UNIT FOR THESE SECTIONS IS THE DEFENDANT, REGARDLESS OF THE NUMBER OF INDICTMENTS OR ACCUSATIONS AGAINST HIM

* TIME INTERVALS ARE COMPUTED FROM THE DATE OF FILING OF THE OLDEST INDICTMENT OR ACCUSATION OF WHICH PLEA RETRACTED THIS MONTH

MIDDLESEX (continued)	Number of Indictments & Accusations On Which Plea Retracted This Month	Number of Defendants	Length of Continuous Incarceration at Time of Retraction			Period From Indictment or Accusation To First Plea			Period From Not Guilty Plea To Retraction			Period From Indictment or Accusation To Retraction		
			Mean	Median	Range	Mean	Median	Range	Mean	Median	Range	Mean	Median	Range
Jail-Other convictn.	2	1	-	-	-	0m20d	0m20d	0m20d	1m18d	1m18d	1m18d	2m 8d	2m 8d	2m 8d
Released on Bail	37	37	-	-	-	0m23d	0m18d	0m 8d-4m12d	5m 1d	4m25d	1m11d-13m 3d	5m24d	5m19d	2m 0d-15m15d
R. O. R.	41	41	-	-	-	1m 5d	0m19d	0m 8d-7m 2d	5m 7d	4m16d	0m 0d-15m24d	6m12d	5m16d	2m18d-22m23d
Total	96	94	2m11d	2m 6d	0m 6d-5m 1d	1m10d	0m19d	0m 8d-24m17d	5m 4d	4-15d	0m 0d-19m 7d	6m14d	5m 9d	2m 0d-26m13d
Total Cases:	96	94	2m11d	2m 6d	0m 6d-5m 1d	1m10d	0m19d	0m 8d-24m17d	5m 4d	4m15d	0m 0d-19m 7d	6m14d	5m 9d	2m 0d-26m13d
MONMOUTH														
Murder:	0	0	-	-	-	-	-	-	-	-	-	-	-	-
Other:														
Jail-Awtg. Plea/Trial	4	4	2m27d	2m22d	0m12d-5m21d	2m28d	0m18d	0m10d-10m 5d	1m26d	1m21d	0m12d-3m19d	4m23d	3m21d	1m 4d-10m18d
Jail-Other Convictn.	7	5	-	-	-	0m10d	0m10d	0m 0d-0m22d	2m 9d	1m 9d	0m 4d-5m18d	2m19d	1m 9d	0m15d-5m28d
Released on Bail	54	50	-	-	-	0m21d	0m17d	0m 6d-6m22d	3m 4d	2m22d	1m 2d-9m11d	3m26d	3m 9d	2m15d-9m28d
R. O. R.	14	13	-	-	-	0m13d	0m13d	0m 0d-0m28d	2m16d	2m21d	0m 0d-3m18d	2m29d	3m 4d	0m 0d-3m28d
Total	79	72	2m27d	2m22d	0m12d-5m21d	0m23d	0m15d	0m 0d-10m 5d	2m27d	2m21d	0m 0d-9m11d	3m20d	3m 9d	0m 0d-10m18d
Total Cases:	79	72	2m27d	2m22d	0m12d-5m21d	0m23d	0m15d	0m 0d-10m 5d	2m27d	2m21d	0m 0d-9m11d	3m20d	3m 9d	0m 0d-10m18d

TABLE D-19 Page 9

DEFENDANTS WHO RETRACTED A PLEA OF NOT GUILTY AND ENTERED A PLEA OF GUILTY TO AN I OR A DURING OCTOBER 1973

THE UNIT FOR THESE SECTIONS IS THE DEFENDANT, REGARDLESS OF THE NUMBER OF INDICTMENTS OR ACCUSATIONS AGAINST HIM

* TIME INTERVALS ARE COMPUTED FROM THE DATE OF FILING OF THE OLDEST INDICTMENT OR ACCUSATION OF WHICH PLEA RETRACTED THIS MONTH

MORRIS	Number of Indictments & Accusations On Which Plea Retracted This Month	Number of Defendants	Length of Continuous Incarceration at Time of Retraction			Period From Indictment or Accusation To First Plea			Period From Not Guilty Plea To Retraction			Period From Indictment or Accusation To Retraction		
			Mean	Median	Range	Mean	Median	Range	Mean	Median	Range	Mean	Median	Range
Murder:	0	0	-	-	-	-	-	-	-	-	-	-	-	-
Other:														
Jail-Awtg. Plea/Trial	2	2	2m 2d	2m 2d	1m19d-2m15d	0m23d	0m23d	0m11d-1m 5d	0m29d	0m29d	0m18d-1m10d	1m22d	1m22d	0m29d-2m15d
Released on Bail	25	24	-	-	-	0m17d	0m10d	0m10d-2m25d	3m21d	4m 2d	1m 3d-5m12d	4m 8d	4m16d	1m16d-5m29d
Total	27	26	2m 2d	2m 2d	1m19d-2m15d	0m17d	0m10d	0m10d-2m25d	3m15d	4m 1d	0m18d-5m12d	4m 2d	4m14d	0m29d-5m29d
Total Cases:	27	26	2m 2d	2m 2d	1m19d-2m15d	0m17d	0m10d	0m10d-2m25d	3m15d	4m 1d	0m18d-5m12d	4m 2d	4m14d	0m29d-5m29d
OCEAN														
Murder:	0	0	-	-	-	-	-	-	-	-	-	-	-	-
Other:														
Jail-Awtg. Plea/Trial	6	5	2m17d	2m19d	1m19d-4m 6d	0m16d	0m14d	0m 8d-1m 4d	1m 4d	1m11d	0m11d-1m16d	1m20d	2m 0d	0m19d-2m15d
Released on Bail	14	13	-	-	-	1m19d	1m12d	0m28d-2m22d	3m20d	2m 7d	1m 7d-12m24d	5m 9d	3m12d	2m22d-15m16d
R. O. R.	2	2	-	-	-	1m 6d	1m 6d	0m14d-1m29d	6m 1d	6m 1d	5m 9d-6m24d	7m 8d	7m 8d	7m 8d
Total	22	20	2m17d	2m19d	1m19d-4m 6d	1m 9d	1m 5d	0m 8d-2m22d	3m 8d	1m27d	0m11d-12m24d	4m17d	3m12d	0m19d-15m16d
Total Cases:	22	20	2m17d	2m19d	1m19d-4m 6d	1m 9d	1m 5d	0m 8d-2m22d	3m 8d	1m27d	0m11d-12m24d	4m17d	3m12d	0m19d-15m16d

TABLE D-19 Page 10

DEFENDANTS WHO RETRACTED A PLEA OF NOT GUILTY AND ENTERED A PLEA OF GUILTY TO AN I OR A DURING OCTOBER 1973

COUNTY	Number of Indictments & Accusations On Which Plea Retracted This Month	Number of Defendants	* TIME INTERVALS ARE COMPUTED FROM THE DATE OF FILING OF THE OLDEST INDICTMENT OR ACCUSATION ON WHICH PLEA RETRACTED THIS MONTH												
			Length of Continuous Incarceration at Time of Retraction			Period From Indictment or Accusation To First Plea			Period From Not Guilty Plea To Retraction			Period From Indictment or Accusation To Retraction			
			Mean	Median	Range	Mean	Median	Range	Mean	Median	Range	Mean	Median	Range	
PASSAIC															
Murder:	0	0	-	-	-	-	-	-	-	-	-	-	-	-	-
Other:															
Jail-Awtg. Plea/Trial	11	8	2m12d	3m 3d	0m 6d-4m12d	3m21d	0m 5d	0m 1d-19m11d	2m 3d	1m26d	0m27d-5m 7d	5m25d	2m 1d	0m28d-22m9d	
Jail-Other Convictn.	1	1	-	-	-	0m 1d	0m 1d	0m 1d	0m19d	0m19d	0m19d	0m20d	0m20d	0m20d	
Released on Bail	60	53	-	-	-	0m24d	0m 9d	0m 1d-19m 4d	2m26d	1m25d	0m 0d-8m15d	3m20d	2m 5d	0m20d-22m25d	
R. O. R.	2	2	-	-	-	0m 4d	0m 4d	0m 1d-0m 8d	2m12d	2m12d	2m 8d-2m16d	2m16d	2m16d	2m16d-2m17d	
Total	74	64	2m12d	3m 3d	0m 6d-4m12d	1m 4d	0m 9d	0m 1d-19m11d	2m22d	1m27d	0m 0d-8m15d	3m25d	2m 5d	0m20d-22m25d	
Total Cases:	74	64	2m12d	3m 3d	0m 6d-4m12d	1m 4d	0m 9d	0m 1d-19m11d	2m22d	1m27d	0m 0d-8m15d	3m25d	2m 5d	0m20d-22m25d	
SALEM															
Murder:	0	0	-	-	-	-	-	-	-	-	-	-	-	-	-
Other:															
Jail-Other Convictn.	1	1	-	-	-	7m 6d	7m 6d	7m 6d-7m 6d	2m26d	2m26d	2m26d	10m 2d	10m 2d	10m 2d	
Released on Bail	5	5	-	-	-	0m17d	0m22d	0m 9d-0m22d	2m29d	3m11d	2m 8d-3m13d	3m16d	4m 3d	2m17d-4m 5d	
R. O. R.	2	2	-	-	-	0m15d	0m15d	0m 9d-0m21d	3m 3d	3m 3d	2m12d-3m25d	3m18d	3m18d	2m21d-4m16d	
Total	8	8	-	-	-	1m11d	0m21d	0m 9d-7m 6d	3m 0d	3m 3d	2m 8d-3m25d	4m11d	4m 3d	2m17d-10m 2d	
Total Cases:	8	8	-	-	-	1m11d	0m21d	0m 9d-7m 6d	3m 0d	3m 3d	2m 8d-3m25d	4m11d	4m 3d	2m17d-10m 2d	

TABLE D-19 Page 11

DEFENDANTS WHO RETRACTED A PLEA OF NOT GUILTY AND ENTERED A PLEA OF GUILTY TO AN I OR A DURING OCTOBER 1973

COUNTY	Number of Indictments & Accusations On Which Plea Retracted This Month	Number of Defendants	* TIME INTERVALS ARE COMPUTED FROM THE DATE OF FILING OF THE OLDEST INDICTMENT OR ACCUSATION ON WHICH PLEA RETRACTED THIS MONTH												
			Length of Continuous Incarceration at Time of Retraction			Period From Indictment or Accusation To First Plea			Period From Not Guilty Plea To Retraction			Period From Indictment or Accusation To Retraction			
			Mean	Median	Range	Mean	Median	Range	Mean	Median	Range	Mean	Median	Range	
SOMERSET															
Murder:	0	0	-	-	-	-	-	-	-	-	-	-	-	-	-
Other:															
Jail-Awtg. Trial/Plea	1	1	2m 5d	2m 5d	2m 5d	0m16d	0m16d	0m16d	1m28d	1m28d	1m28d	2m14d	2m14d	2m14d	
Jail-Other Convictn.	2	2	-	-	-	13m20d	13m20d	7m14d-19m26d	1m27d	1m27d	1m18d-2m 6d	15m17d	15m17d	9m20d-21m14d	
Released on Bail	7	7	-	-	-	3m 0d	0m16d	0m 9d-11m 2d	2m23d	2m 8d	0m18d-6m 8d	5m23d	3m12d	2m 8d-11m20d	
R. O. R.	11	10	-	-	-	0m 9d	0m 9d	0m 7d-0m16d	5m15d	3m13d	0m 0d-17m 8d	5m24d	3m25d	0m 9d-17m18d	
Total	21	20	2m 5d	2m 5d	2m 5d	2m18d	0m10d	0m 7d-19m26d	4m 0d	2m15d	0m 0d-17m 8d	6m18d	3m25d	0m 9d-21m14d	
Total Cases:	21	20	2m 5d	2m 5d	2m 5d	2m18d	0m10d	0m 7d-19m26d	4m 0d	2m15d	0m 0d-17m 8d	6m18d	3m25d	0m 9d-21m14d	
SUSSEX															
Murder:	0	0	-	-	-	-	-	-	-	-	-	-	-	-	-
Other:															
Released on Bail	1	1	-	-	-	0m17d	0m17d	0m17d	3m27d	3m27d	3m27d	4m14d	4m14d	4m14d	
Total	1	1	-	-	-	0m17d	0m17d	0m17d	3m27d	3m27d	3m27d	4m14d	4m14d	4m14d	
Total Cases:	1	1	-	-	-	0m17d	0m17d	0m17d	3m27d	3m27d	3m27d	4m14d	4m14d	4m14d	

TABLE D-19 Page 12

DEFENDANTS WHO RETRACTED A PLEA OF NOT GUILTY AND ENTERED A PLEA OF GUILTY TO AN I OR A DURING OCTOBER 1973

	Number of Indictments & Accusations On Which Plea Retracted This Month	Number of Defendants	* TIME INTERVALS ARE COMPUTED FROM THE DATE OF FILING OF THE OLDEST INDICTMENT OR ACCUSATION ON WHICH PLEA RETRACTED THIS MONTH											
			Length of Continuous Incarceration at Time of Retraction			Period From Indictment or Accusation To First Plea			Period From Not Guilty Plea To Retraction			Period From Indictment or Accusation To Retraction		
			Mean	Median	Range	Mean	Median	Range	Mean	Median	Range	Mean	Median	Range
UNION														
Murder:	0	0	-	-	-	-	-	-	-	-	-	-	-	-
Other:														
Jail-Awtg. Trial/Plea	18	14	3m18d	3m 8d	0m 2d-7m 2d	2m 8d	0m25d	20m14d	4m27d	3m25d	16m15d	7m 4d	5m 8d	0m21d-21m17d
Jail-Other Convictn.	7	7	-	-	-	0m18d	0m20d	0m 3d-1m 0d	7m29d	5m26d	16m14d	8m17d	6m 7d	3m21d-17m 6d
Released on Bail	137	119	-	-	-	1m 7d	1m 1d	0m 0d-12m10d	7m 4d	6m24d	0m 0d-32m 6d	8m10d	7m26d	1m24d-34m 2d
R. O. R.	4	4	-	-	-	1m24d	1m28d	0m29d-2m12d	7m10d	7m21d	5m 8d-8m20d	9m 4d	9m 5d	7m20d-10m18d
Total	166	144	3m18d	3m 8d	0m 2d-7m 2d	1m10d	0m29d	0m 0d-20m14d	6m28d	6m23d	0m 0d-32m 6d	8m 8d	7m24d	0m21d-34m 2d
Total Cases:	166	144	3m18d	3m 8d	0m 2d-7m 2d	1m10d	0m29d	0m 0d-20m14d	6m28d	6m23d	0m 0d-32m 6d	8m 8d	7m24d	0m21d-34m 2d
WARREN														
Murder:	0	0	-	-	-	-	-	-	-	-	-	-	-	-
Other:														
Released on Bail	8	8	-	-	-	1m15d	0m24d	0m12d-6m 7d	3m 3d	2m16d	1m10d-8m10d	4m18d	3m 5d	2m14d-9m25d
Total	8	8	-	-	-	1m15d	0m24d	0m12d-6m 7d	3m 3d	2m16d	1m10d-8m10d	4m18d	3m 5d	2m14d-9m25d
Total Cases:	8	8	-	-	-	1m15d	0m24d	0m12d-6m 7d	3m 3d	2m16d	1m10d-8m10d	4m18d	3m 5d	2m14d-9m25d

TABLE D-19 Page 13

DEFENDANTS WHO RETRACTED A PLEA OF NOT GUILTY AND ENTERED A PLEA OF GUILTY TO AN I OR A DURING OCTOBER 1973

	Number of Indictments & Accusations On Which Plea Retracted This Month	Number of Defendants	* TIME INTERVALS ARE COMPUTED FROM THE DATE OF FILING OF THE OLDEST INDICTMENT OR ACCUSATION ON WHICH PLEA RETRACTED THIS MONTH											
			Length of Continuous Incarceration at Time of Retraction			Period From Indictment or Accusation To First Plea			Period From Not Guilty Plea To Retraction			Period From Indictment or Accusation To Retraction		
			Mean	Median	Range	Mean	Median	Range	Mean	Median	Range	Mean	Median	Range
8 LARGEST COUNTIES **														
Murder:														
Jail-Awtg. Trial/Plea	3	2	5m14d	5m14d	4m23d-6m 6d	6m 2d	6m 2d	0m11d-11m24d	4m13d	4m13d	4m 8d-4m18d	10m15d	10m15d	4m29d-16m 2d
Jail-Other Convictn.	4	2	-	-	-	0m12d	0m12d	0m11d-0m14d	4m 8d	4m 8d	3m28d-4m18d	4m20d	4m20d	4m 9d-5m 2d
Released on Bail	1	1	-	-	-	0m15d	0m15d	0m15d	2m27d	2m27d	2m27d	3m12d	3m12d	3m12d
Total	8	5	5m14d	5m14d	4m23d-6m 6d	2m21d	0m14d	0m11d-11m24d	4m 2d	4m 8d	2m27d-4m18d	6m23d	4m29d	3m12d-16m 2d
Other:														
Jail-Awtg. Trial/Plea	146	110	3m 5d	2m16d	0m 0d-17m 3d	2m21d	0m22d	0m 0d-31m27d	4m13d	2m 7d	0m 0d-38m 3d	7m 5d	4m 3d	0m 0d-38m 4d
Jail-Other Convictn.	28	22	-	-	-	0m19d	0m16d	0m 0d-2m22d	4m 3d	3m15d	0m 0d-16m14d	4m22d	4m 3d	0m15d-17m 6d
Released on Bail	797	610	-	-	-	1m12d	0m21d	0m 0d-52m 8d	5m 1d	4m 5d	0m 0d-32m 6d	6m13d	5m 6d	0m 8d-59m19d
R. O. R.	165	127	-	-	-	1m 9d	0m19d	0m 0d-24m22d	5m 5d	4m 2d	0m 0d-25m10d	6m14d	5m 9d	0m 0d-27m29d
Total	1136	869	3m 5d	2m16d	0m 0d-17m 3d	1m16d	0m21d	0m 0d-52m 8d	4m29d	3m28d	0m 0d-38m 3d	6m14d	5m 0d	0m 0d-59m19d
Total Cases:	1144	874	3m 7d	2m16d	0m 0d-17m 3d	1m16d	0m21d	0m 0d-52m 8d	4m28d	3m28d	0m 0d-38m 3d	6m14d	4m29d	0m 0d-59m19d

TABLE D-19 Page 14

DEFENDANTS WHO RETRACTED A PLEA OF NOT GUILTY AND ENTERED A PLEA OF GUILTY TO AN I OR A DURING OCTOBER 1973

13 REMAINING COUNTIES	Number of Indictments & Accusations On Which Plea Retracted This Month	Number of Defendants	* TIME INTERVALS ARE COMPUTED FROM THE DATE OF FILING OF THE OLDEST INDICTMENT OR ACCUSATION ON WHICH PLEA RETRACTED THIS MONTH														
			Length of Continuous Incarceration at Time of Retraction			Period From Indictment or Accusation To First Plea			Period From Not Guilty Plea To Retraction			Period From Indictment or Accusation To Retraction					
			Mean	Median	Range	Mean	Median	Range	Mean	Median	Range	Mean	Median	Range			
Murder:																	
Jail-Awtg. Trial/Plea	5	3	7m24d	9m 5d	3m27d-10m10d	0m26d	0m20d	0m 9d-1m19d	5m 8d	6m15d	2m 5d-7m 4d	6m 4d	7m24d	2m14d-8m 4d			
Released on Bail	4	3	-	-	-	0m20d	0m20d	0m16d-0m25d	11m10d	7m 4d	5m26d-20m20d	12m 0d	7m24d	6m12d-21m24d			
Total	9	6	7m24d	9m 5d	3m27d-10m10d	0m23d	0m20d	0m 9d-1m19d	8m 9d	6m24d	2m 5d-20m29d	9m 2d	7m24d	2m14d-21m24d			
Other:																	
Jail-Awtg. Trial/plea	54	40	3m13d	2m23d	0m 6d-8m14d	1m29d	0m15d	0m 5d-26m19d	4m 3d	2m12d	0m 1d-25m10d	6m 2d	3m21d	0m19d-28m28d			
Jail-Other Convictn.	10	8	-	-	-	5m12d	3m 1d	0m16d-19m26d	3m24d	2m17d	0m13d-8m18d	9m 6d	8m24d	1m25d-21m14d			
Released on Bail	313	262	-	-	-	1m12d	0m17d	0m 0d-21m12d	4m23d	4m 0d	0m 0d-28m25d	6m 5d	4m21d	0m15d-29m 9d			
R. O. R.	49	40	-	-	-	3m 5d	0m17d	0m 7d-42m25d	5m14d	4m27d	0m 0d-29m12d	8m20d	6m 1d	0m 9d-47m 9d			
Total	426	350	3m13d	2m23d	0m 6d-8m14d	1m23d	0m17d	0m 0d-42m25d	4m22d	4m 0d	0m 0d-29m12d	6m15d	4m24d	0m 9d-47m 9d			
Total Cases:	435	356	3m23d	3m 3d	0m 6d-10m10d	1m22d	0m17d	0m 0d-42m25d	4m24d	4m 0d	0m 0d-29m12d	6m16d	4m26d	0m 9d-47m 9d			

TABLE D-19 Page 15

DEFENDANTS WHO RETRACTED A PLEA OF NOT GUILTY AND ENTERED A PLEA OF GUILTY TO AN I OR A DURING OCTOBER 1973

STATE TOTALS	Number of Indictments & Accusations On Which Plea Retracted This Month	Number of Defendants	* TIME INTERVALS ARE COMPUTED FROM THE DATE OF FILING OF THE OLDEST INDICTMENT OR ACCUSATION ON WHICH PLEA RETRACTED THIS MONTH														
			Length of Continuous Incarceration at Time of Retraction			Period From Indictment or Accusation To First Plea			Period From Not Guilty Plea To Retraction			Period From Indictment or Accusation To Retraction					
			Mean	Median	Range	Mean	Median	Range	Mean	Median	Range	Mean	Median	Range			
Murder:																	
Jail-Awtg. Plea/Trial	8	5	6m26d	6m 6d	3m27d-10m10d	2m29d	0m20d	0m 9d-11m24d	4m28d	4m18d	2m 5d-7m 4d	7m27d	7m24d	2m14d-16m 2d			
Jail-Prior Conviction	4	2	-	-	-	0m12d	0m12d	0m11d-0m14d	4m 8d	4m 8d	3m28d-4m18d	4m20d	4m20d	4m 9d-5m 2d			
Released on Bail	5	4	-	-	-	0m19d	0m18d	0m15d-0m25d	9m 6d	6m15d	2m27d-20m29d	9m25d	7m 3d	3m12d-21m24d			
Total	17	11	6m26d	6m 6d	3m27d-10m10d	1m19d	0m16d	0m 9d-11m24d	6m11d	4m18d	2m 5d-20m29d	8m 1d	6m12d	2m14d-21m24d			
Other:																	
Jail-Awtg. Plea/Trial	200	150	3m 8d	2m19d	0m 0d-17m 3d	2m15d	0m20d	0m 0d-31m27d	4m11d	2m 8d	0m 0d-38m 3d	6m26d	4m 1d	0m 0d-38m 4d			
Jail-Prior Conviction	38	30	-	-	-	1m27d	0m20d	0m 0d-19m26d	4m 0d	3m 7d	0m 0d-16m14d	5m28d	5m22d	0m15d-21m14d			
Released on Bail	1110	872	-	-	-	1m12d	0m19d	0m 0d-52m 8d	4m28d	4m 3d	0m 0d-32m 6d	6m10d	4m29d	0m 8d-59m19d			
R. O. R.	214	167	-	-	-	1m23d	0m19d	0m 0d-42m25d	5m 7d	4m 3d	0m 0d-29m12d	7m 0d	5m21d	0m 0d-47m 9d			
Total	1562	1219	3m 8d	2m19d	0m 0d-17m 3d	1m18d	0m19d	0m 0d-52m 8d	4m27d	3m29d	0m 0d-38m 3d	6m15d	4m29d	0m 0d-59m19d			
Total Cases:	1579	1230	3m11d	2m22d	0m 0d-17m 3d	1m18d	0m19d	0m 0d-52m 8d	4m27d	4m 0d	0m 0d-38m 3d	6m15d	4m29d	0m 0d-59m19d			

* Information from different counties was not uniformly reported as to whether the defendant was in jail awaiting plea or trial or in jail on another conviction.
 ** As to population, 1970 U. S. Census: Bergen, Camden, Essex, Hudson, Middlesex, Monmouth, Passaic, Union.

TABLE D-10 Page 1

DEFENDANTS WHO RETRACTED A PLEA OF NOT GUILTY AND ENTERED A PLEA OF GUILTY TO AN I OR A DURING MARCH 1974

ATLANTIC	Number of Indictments & Accusations On Which Plea Retracted This Month	Number of Defendants	* TIME INTERVALS ARE COMPUTED FROM THE DATE OF FILING OF THE OLDEST INDICTMENT OR ACCUSATION ON WHICH PLEA RETRACTED THIS MONTH												
			Length of Continuous Incarceration at Time of Retraction			Period From Indictment or Accusation To First Plea			Period From Not Guilty Plea To Retraction			Period From Indictment or Accusation To Retraction			
			Mean	Median	Range	Mean	Median	Range	Mean	Median	Range	Mean	Median	Range	
Murder:															
Jail-Awtg. Plea/Trial	1	1	5m 6d	5m 6d	5m 6d	0m 28d	0m 28d	0m 28d	2m 8d	2m 8d	2m 8d	2m 8d	2m 8d	2m 8d	
Total	1	1	5m 6d	5m 6d	5m 6d	0m 28d	0m 28d	0m 28d	2m 8d	2m 8d	2m 8d	2m 8d	2m 8d	2m 8d	
Other:															
Jail-Awtg. Plea/Trial	7	7	2m 0d	1m 20d	0m 24d-5m 5d	6m 26d	1m 2d	0m 17d-20m 20d	3m 25d	3m 9d	0m 0d-9m 14d	10m 21d	9m 18d	1m 20d-21m 26d	
Released on Bail	41	40	-	-	-	2m 0d	0m 25d	0m 8d-21m 25d	3m 8d	2m 10d	0m 0d-19m 11d	5m 7d	4m 6d	1m 12d-24m 10d	
Total	48	47	2m 0d	1m 20d	0m 24d-5m 5d	2m 21d	0m 26d	0m 8d-21m 25d	3m 10d	2m 11d	0m 0d-19m 11d	6m 2d	4m 11d	1m 12d-24m 10d	
Total Cases:	49	48	2m 12d	1m 22d	0m 24d-5m 6d	2m 20d	0m 26d	0m 8d-21m 25d	3m 9d	2m 10d	0m 0d-19m 11d	6m 0d	4m 10d	1m 12d-24m 10d	
BERGEN															
Murder:	0	0	-	-	-	-	-	-	-	-	-	-	-	-	
Other:															
Jail-Awtg. Plea/Trial	24	20	1m 24d	1m 16d	0m 4d-4m 5d	0m 18d	0m 9d	0m 2d-3m 14d	1m 24d	0m 22d	0m 0d-12m 2d	2m 12d	1m 5d	0m 2d-12m 11d	
Jail-Prior Convictn.	3	3	-	-	-	9m 12d	0m 6d	0m 6d-27m 23d	0m 13d	0m 17d	0m 0d-0m 22d	9m 25d	0m 28d	0m 23d-27m 23d	
Released on Bail	53	52	-	-	-	0m 23d	0m 16d	0m 5d-6m 28d	2m 4d	1m 11d	0m 13d-10m 8d	2m 27d	2m 0d	0m 22d-10m 16d	
R.O.R.	15	15	-	-	-	0m 15d	0m 16d	0m 8d-0m 20d	0m 29d	0m 27d	0m 0d-3m 11d	1m 13d	1m 17d	0m 16d-3m 26d	
Total	95	90	1m 24d	1m 16d	0m 4d-4m 5d	0m 29d	0m 16d	0m 2d-27m 23d	1m 24d	1m 3d	0m 0d-12m 2d	2m 23d	1m 21d	0m 2d-27m 23d	

TABLE D-20 Page 2

DEFENDANTS WHO RETRACTED A PLEA OF NOT GUILTY AND ENTERED A PLEA OF GUILTY TO AN I OR A DURING MARCH 1974

BERGEN (continued)	Number of Indictments & Accusations On Which Plea Retracted This Month	Number of Defendants	* TIME INTERVALS ARE COMPUTED FROM THE DATE OF FILING OF THE OLDEST INDICTMENT OR ACCUSATION ON WHICH PLEA RETRACTED THIS MONTH											
			Length of Continuous Incarceration at Time of Retraction			Period From Indictment or Accusation To First Plea			Period From Not Guilty Plea To Retraction			Period From Indictment or Accusation To Retraction		
			Mean	Median	Range	Mean	Median	Range	Mean	Median	Range	Mean	Median	Range
Total Cases:	95	90	1m 24d	1m 16d	0m 4d-4m 5d	0m 29d	0m 16d	0m 2d-27m 23d	1m 24d	1m 3d	0m 0d-12m 2d	2m 23d	1m 21d	0m 2d-27m 23d
BURLINGTON														
Murder:	0	0	-	-	-	-	-	-	-	-	-	-	-	-
Other:														
Jail-Prior Convictn.	8	8	-	-	-	4m 3d	0m 11d	0m 2d-18m 9d	3m 13d	3m 1d	0m 11d-6m 15d	7m 17d	6m 12d	1m 13d-18m 20d
Released on Bail	35	27	-	-	-	2m 13d	0m 17d	0m 2d-42m 9d	5m 3d	3m 14d	0m 4d-41m 2d	7m 16d	4m 17d	0m 14d-43m 27d
Total	43	35	-	-	-	2m 24d	0m 17d	0m 2d-42m 9d	4m 22d	3m 14d	0m 4d-41m 2d	7m 16d	5m 3d	0m 14d-43m 27d
Total Cases:	43	35	-	-	-	2m 24d	0m 17d	0m 2d-42m 9d	4m 22d	3m 14d	0m 4d-41m 2d	7m 16d	5m 3d	0m 14d-43m 27d
CAMDEN														
Murder:														
Jail-Awtg. Plea/Trial	1	1	3m 16d	3m 16d	3m 16d	0m 7d	0m 7d	0m 7d	1m 20d	1m 20d	1m 20d	1m 27d	1m 27d	1m 27d
Total	1	1	3m 16d	3m 16d	3m 16d	0m 7d	0m 7d	0m 7d	1m 20d	1m 20d	1m 20d	1m 27d	1m 27d	1m 27d
Other:														
Jail-Awtg. Plea/Trial	8	5	4m 0d	3m 21d	1m 10d-5m 25d	1m 7d	0m 14d	0m 14d-4m 1d	4m 9d	1m 11d	1m 4d-8m 28d	5m 16d	5m 7d	1m 24d-9m 12d
Jail-Prior Convictn.	10	8	-	-	-	2m 17d	2m 11d	0m 27d-6m 15d	9m 12d	10m 5d	0m 20d-22m 23d	11m 29d	14m 16d	2m 24d-23m 20d
Released on Bail	78	65	-	-	-	1m 24d	1m 13d	0m 2d-7m 11d	5m 20d	3m 1d	0m 20d-31m 4d	7m 14d	4m 22d	1m 25d-31m 6d
R.O.R.	11	7	-	-	-	2m 5d	2m 3d	0m 4d-7m 1d	10m 12d	11m 12d	1m 11d-19m 28d	12m 17d	14m 15d	1m 26d-20m 2d

TABLE D-20 Page 3

DEFENDANTS WHO RETRACTED A PLEA OF NOT GUILTY AND ENTERED A PLEA OF GUILTY TO AN I OR A DURING MARCH 1974

CAMPDEN (continued)	Number of Indictments & Accusations On Which Plea Retracted This Month	Number of Defendants	THE UNIT FOR THESE SECTIONS IS THE DEFENDANT, REGARDLESS OF THE NUMBER OF INDICTMENTS OR ACCUSATIONS AGAINST HIM														
			* TIME INTERVALS ARE COMPUTED FROM THE DATE OF FILING OF THE OLDEST INDICTMENT OR ACCUSATION ON WHICH PLEA RETRACTED THIS MONTH			Length of Continuous Incarceration at Time of Retraction			Period From Indictment or Accusation To First Plea			Period From Not Guilty Plea To Retraction			Period From Indictment or Accusation To Retraction		
			Mean	Median	Range	Mean	Median	Range	Mean	Median	Range	Mean	Median	Range			
Total	107	85	4m 0d	3m 21d	1m 10d-5m 25d	1m 26d	1m 18d	0m 2d-7m 11d	6m 10d	3m 8d	0m 20d-31m 4d	8m 6d	5m 7d	1m 24d-31m 6d			
Total Cases:	108	86	3m 28d	3m 20d	1m 10d-5m 25d	1m 26d	1m 15d	0m 2d-7m 11d	6m 8d	3m 7d	0m 20d-31m 4d	8m 4d	5m 7d	1m 24d-31m 6d			
CAPE MAY Murder:	0	0	-	-	-	-	-	-	-	-	-	-	-	-			
Other: Released on Bail	9	9	-	-	-	1m 11d	0m 26d	0m 23d-4m 4d	3m 28d	4m 9d	1m 6d-4m 17d	5m 10d	5m 5d	5m 5d-6m 1d			
R.O.R.	12	8	-	-	-	1m 13d	1m 15d	0m 13d-2m 9d	3m 17d	4m 7d	0m 8d-6m 7d	5m 0d	6m 1d	1m 3d-6m 20d			
Total	21	17	-	-	-	1m 12d	1m 7d	0m 13d-4m 4d	3m 23d	4m 9d	0m 8d-6m 7d	5m 5d	5m 30d	1m 3d-6m 20d			
Total Cases:	21	17	-	-	-	1m 12d	1m 7d	0m 13d-4m 4d	3m 23d	4m 9d	0m 8d-6m 7d	5m 5d	5m 10d	1m 3d-6m 20d			
CUMBERLAND Murder:	0	0	-	-	-	-	-	-	-	-	-	-	-	-			
Other: Jail-Awtg. Plea/Trial	6	6	2m 15d	2m 14d	2m 1d-2m 29d	0m 14d	0m 16d	0m 8d-0m 17d	1m 0d	0m 29d	0m 18d-1m 14d	1m 14d	1m 11d	1m 5d-2m 0d			
Released on Bail	21	18	-	-	-	0m 15d	0m 16d	0m 2d-0m 21d	1m 25d	1m 24d	0m 3d-4m 24d	2m 9d	2m 10d	0m 17d-5m 4d			
Total	27	24	2m 15d	2m 14d	2m 1d-2m 29d	0m 15d	0m 16d	0m 2d-0m 21d	1m 18d	1m 24d	0m 3d-4m 24d	2m 3d	2m 10d	0m 17d-5m 4d			
Total Cases:	27	24	2m 15d	2m 14d	2m 1d-2m 29d	0m 15d	0m 16d	0m 2d-0m 21d	1m 18d	1m 24d	0m 3d-4m 24d	2m 3d	2m 10d	0m 17d-5m 4d			

TABLE D-20 Page 4

DEFENDANTS WHO RETRACTED A PLEA OF NOT GUILTY AND ENTERED A PLEA OF GUILTY TO AN I OR A DURING MARCH 1974

ESSEX	Number of Indictments & Accusations On Which Plea Retracted This Month	Number of Defendants	THE UNIT FOR THESE SECTIONS IS THE DEFENDANT, REGARDLESS OF THE NUMBER OF INDICTMENTS OR ACCUSATIONS AGAINST HIM											
			* TIME INTERVALS ARE COMPUTED FROM THE DATE OF FILING OF THE OLDEST INDICTMENT OR ACCUSATION ON WHICH PLEA RETRACTED THIS MONTH											
			Length of Continuous Incarceration at Time of Retraction			Period From Indictment or Accusation To First Plea			Period From Not Guilty Plea To Retraction			Period From Indictment or Accusation To Retraction		
Mean	Median	Range	Mean	Median	Range	Mean	Median	Range	Mean	Median	Range	Mean	Median	Range
Murder: Jail-Awtg. Plea/Trial	1	1	5m 15d	5m 15d	5m 15d	0m 11d	0m 11d	0m 11d	2m 26d	2m 26d	2m 26d	3m 7d	3m 7d	3m 7d
Jail-Other Convictn.	2	1	-	-	-	0m 11d	0m 11d	0m 11d	3m 15d	3m 15d	3m 15d	3m 26d	3m 26d	3m 26d
Total	3	2	5m 15d	5m 15d	5m 15d	0m 11d	0m 11d	0m 11d	3m 5d	3m 5d	2m 26d-3m 15d	3m 16d	3m 16d	3m 7d-3m 26d
Other: Jail-Awtg. Plea/Trial	3	3	2m 11d	2m 4d	0m 22d-4m 7d	1m 24d	1m 11d	0m 17d-3m 14d	2m 6d	1m 12d	1m 6d-4m 1d	4m 0d	4m 18d	2m 17d-4m 26d
Jail-Other Convictn.	80	72	-	-	-	0m 27d	0m 13d	0m 0d-13m 21d	3m 16d	1m 27d	0m 0d-19m 17d	4m 13d	2m 16d	0m 0d-20m 6d
Released on Bail	108	103	-	-	-	1m 20d	0m 18d	0m 0d-19m 19d	4m 11d	2m 14d	0m 0d-17m 23d	6m 2d	3m 15d	0m 0d-25m 25d
R.O.R.	31	31	-	-	-	2m 3d	0m 18d	0m 0d-31m 20d	4m 28d	1m 21d	0m 0d-20m 24d	7m 2d	3m 22d	0m 0d-33m 15d
Total	222	209	2m 11d	2m 4d	0m 22d-4m 7d	1m 14d	0m 18d	0m 0d-31m 20d	4m 4d	2m 5d	0m 0d-20m 24d	5m 19d	3m 13d	0m 0d-33m 15d
Total Cases:	225	211	3m 4d	3m 5d	0m 22d-5m 15d	1m 14d	0m 18d	0m 0d-31m 20d	4m 4d	2m 6d	0m 0d-20m 24d	5m 18d	3m 13d	0m 0d-33m 15d
GLOUCESTER Murder: Jail-Awtg. Plea/Trial	2	1	3m 0d	3m 0d	3m 0d	0m 8d	0m 8d	0m 8d	1m 13d	1m 13d	1m 13d	1m 21d	1m 21d	1m 21d
Total	2	1	3m 0d	3m 0d	3m 0d	0m 8d	0m 8d	0m 8d	1m 13d	1m 13d	1m 13d	1m 21d	1m 21d	1m 21d
Other: Jail-Awtg. Plea/Trial	4	2	3m 17d	3m 17d	2m 9d-4m 25d	8m 23d	8m 23d	0m 15d-17m 1d	3m 16d	3m 16d	2m 8d-4m 25d	12m 9d	12m 9d	2m 23d-21m 26d

TABLE D-20 Page 5

DEFENDANTS WHO RETRACTED A PLEA OF NOT GUILTY AND ENTERED A PLEA OF GUILTY TO AN I OR A DURING MARCH 1974

GLOUCESTER (continued)	Number of Indictments & Accusations on Which Plea Retracted This Month	Number of Defendants	* TIME INTERVALS ARE COMPUTED FROM THE DATE OF FILING OF THE OLDEST INDICTMENT OR ACCUSATION ON WHICH PLEA RETRACTED THIS MONTH											
			Length of Continuous Incarceration at Time of Retraction			Period From Indictment or Accusation To First Plea			Period From Not Guilty Plea To Retraction			Period From Indictment or Accusation To Retraction		
			Mean	Median	Range	Mean	Median	Range	Mean	Median	Range	Mean	Median	Range
Released on Bail	8	5	-	-	-	0m27d	0m23d	0m19d-1m13d	6m26d	6m16d	3m 8d-9m 1d	7m22d	9m19d	4m 1d-9m29d
R.O.R.	2	2	-	-	-	0m17d	0m17d	0m13d-0m22d	5m 5d	5m 5d	2m29d-7m11d	5m22d	5m22d	3m21d-7m24d
Total	14	9	3m17d	3m17d	2m 9d-4m25d	2m17d	0m22d	0m13d-17m 1d	5m22d	4m25d	2m 8d-9m 1d	8m10d	7m24d	2m23d-21m26d
Total Cases:	16	10	3m11d	3m 0d	2m 9d-4m25d	2m10d	0m21d	0m 8d-17m 1d	5m 9d	4m19d	1m13d-9m 1d	7m20d	6m18d	1m21d-21m26d
MURDER														
Murder:	0	0	-	-	-	-	-	-	-	-	-	-	-	-
Other:														
Jail-Awtg. Plea/Trial	11	9	2m18d	2m25d	0m20d-4m19d	2m19d	0m27d	0m13d-9m12d	1m20d	1m 4d	0m 0d-7m23d	4m 9d	2m 9d	0m21d-10m 3d
Jail-Other Convictn.	2	2	-	-	-	2m 3d	2m 3d	0m10d-3m27d	1m 3d	1m 3d	0m27d-1m10d	3m 7d	3m 7d	1m20d-4m24d
Released on Bail	42	40	-	-	-	1m25d	0m25d	0m13d-15m 6d	11m18d	3m12d	0m15d-89m 8d	13m13d	4m27d	1m11d-89m24d
R.O.R.	3	3	-	-	-	1m 7d	1m 5d	1m 4d-1m13d	22m16d	26m13d	14m 6d-26m29d	23m23d	27m26d	15m10d-28m 4d
Total	58	54	2m18d	2m25d	0m20d-4m19d	1m28d	0m26d	0m10d-15m 6d	10m 5d	2m11d	0m 0d-89m 8d	12m 3d	4m22d	0m21d-89m24d
Total Cases:	58	54	2m18d	2m25d	0m20d-4m19d	1m28d	0m26d	0m10d-15m 6d	10m 5d	2m11d	0m 0d-89m 8d	12m 3d	4m22d	0m21d-89m24d

TABLE D-20 Page 6

DEFENDANTS WHO RETRACTED A PLEA OF NOT GUILTY AND ENTERED A PLEA OF GUILTY TO AN I OR A DURING MARCH 1974

HUNTERDON	Number of Indictments & Accusations on Which Plea Retracted This Month	Number of Defendants	* TIME INTERVALS ARE COMPUTED FROM THE DATE OF FILING OF THE OLDEST INDICTMENT OR ACCUSATION ON WHICH PLEA RETRACTED THIS MONTH											
			Length of Continuous Incarceration at Time of Retraction			Period From Indictment or Accusation To First Plea			Period From Not Guilty Plea To Retraction			Period From Indictment or Accusation To Retraction		
			Mean	Median	Range	Mean	Median	Range	Mean	Median	Range	Mean	Median	Range
Murder:	0	0	-	-	-	-	-	-	-	-	-	-	-	-
Other:														
Jail-Awtg. Plea/Trial	2	2	6m 5d	6m 5d	6m 5d	0m25d	0m25d	0m25d	3m 4d	3m 4d	3m 4d	3m29d	3m29d	3m29d
Released on Bail	4	4	-	-	-	1m 8d	1m 5d	0m10d-2m14d	1m16d	1m13d	0m16d-2m23d	2m25d	3m 0d	1m12d-3m28d
R.O.R.	2	2	-	-	-	0m23d	0m23d	0m13d-1m 3d	0m27d	0m27d	0m23d-1m 1d	1m20d	1m20d	1m14d-1m26d
Total	8	8	6m 5d	6m 5d	6m 5d	1m 1d	0m29d	0m10d-2m14d	1m23d	1m13d	0m16d-3m 4d	2m25d	3m 0d	1m12d-3m29d
Total Cases:	8	8	6m 5d	6m 5d	6m 5d	1m 1d	0m29d	0m10d-2m14d	1m23d	1m13d	0m16d-3m 4d	2m25d	3m 0d	1m12d-3m29d
MERCER														
Murder:	0	0	-	-	-	-	-	-	-	-	-	-	-	-
Other:														
Jail-Awtg. Plea/Trial	13	11	2m 8d	2m12d	0m18d-4m13d	4m19d	0m17d	0m 2d-39m10d	5m 5d	1m13d	0m16d-19m15d	9m24d	5m 3d	0m18d-40m15d
Jail-Other Convictn.	11	10	-	-	-	3m21d	2m12d	0m 6d-12m 8d	5m27d	5m14d	1m 7d-9m 9d	9m17d	9m 0d	6m15d-13m15d
Released on Bail	35	33	-	-	-	0m23d	0m17d	0m 0d-2m28d	4m24d	3m 2d	0m 6d-21m18d	5m17d	3m28d	0m 6d-23m28d
R.O.R.	8	8	-	-	-	1m 2d	0m20d	0m 7d-3m 9d	3m13d	2m27d	1m26d-6m11d	4m15d	3m29d	2m 3d-7m24d
Total	67	62	2m 8d	2m12d	0m18d-4m13d	1m29d	0m21d	0m 0d-39m10d	4m26d	3m 4d	0m 6d-21m18d	6m25d	5m 1d	0m 6d-40m15d
Total Cases:	67	62	2m 8d	2m12d	0m18d-4m13d	1m29d	0m21d	0m 0d-39m10d	4m26d	3m 4d	0m 6d-21m18d	6m25d	5m 1d	0m 6d-40m15d

TABLE D-20 Page 7

DEFENDANTS WHO RETRACTED A PLEA OF NOT GUILTY AND ENTERED A PLEA OF GUILTY TO AN I OR A DURING MARCH 1974

MIDDLESEX	Number of Indictments & Accusations On Which Plea Retracted This Month	Number of Defendants	THE UNIT FOR THESE SECTIONS IS THE DEFENDANT, REGARDLESS OF THE NUMBER OF INDICTMENTS OR ACCUSATIONS AGAINST HIM														
			* TIME INTERVALS ARE COMPUTED FROM THE DATE OF FILING OF THE OLDEST INDICTMENT OR ACCUSATION ON WHICH PLEA RETRACTED THIS MONTH			Length of Continuous Incarceration at Time of Retraction			Period From Indictment or Accusation To First Plea			Period From Not Guilty Plea To Retraction			Period From Indictment or Accusation To Retraction		
			Mean	Median	Range	Mean	Median	Range	Mean	Median	Range	Mean	Median	Range			
Murder:	0	0	-	-	-	-	-	-	-	-	-	-	-	-	-		
Other: Jail-Awtg. Plea/Trial	12	9	0m27d	0m17d	0m 8d-2m 1d	4m 2d	0m21d	0m 7d-16m17d	5m 5d	2m 1d	0m16d-26m10d	2m 8d	3m15d	1m12d-27m 7d			
Jail-Other Convictn.	5	5	-	-	-	7m28d	1m13d	0m 1d-24m10d	2m19d	2m 9d	0m28d-5m11d	10m18d	6m24d	2m25d-29m 8d			
Released on Bail	35	33	-	-	-	2m 8d	0m15d	0m 2d-22m25d	3m20d	1m20d	0m 7d-13m 9d	5m28d	2m11d	0m24d-24m15d			
R.O.R.	26	25	-	-	-	1m16d	0m16d	0m 0d-7m12d	4m22d	2m17d	0m13d-16m 4d	6m 7d	3m19d	1m 0d-22m16d			
Total	78	72	0m27d	0m17d	0m 8d-2m 1d	2m19d	0m16d	0m 0d-24m10d	4m 4d	1m26d	0m 7d-26m10d	6m23d	3m14d	0m24d-27m 7d			
Total Cases:	78	72	0m27d	0m17d	0m 8d-2m 1d	2m19d	0m16d	0m 0d-24m10d	4m 4d	1m26d	0m 7d-26m10d	6m23d	3m14d	0m24d-27m 7d			
MONMOUTH																	
Murder:	0	0	-	-	-	-	-	-	-	-	-	-	-	-			
Other: Jail-Awtg. Plea/Trial	10	8	3m 4d	2m15d	0m14d-8m24d	3m16d	0m 5d	0m 0d-22m12d	3m 4d	2m 2d	1m 3d-13m 2d	6m20d	2m10d	1m 4d-24m16d			
Jail-Other Convictn.	3	3	-	-	-	1m18d	0m27d	0m 8d-3m20d	3m17d	3m17d	2m24d-4m11d	5m 6d	3m25d	3m21d-8m 1d			
Released on Bail	33	32	-	-	-	1m19d	0m21d	0m 0d-16m 2d	2m11d	1m16d	0m 0d-7m18d	4m 1d	2m20d	0m 0d-20m 7d			
R.O.R.	15	14	-	-	-	1m21d	0m26d	0m 7d-6m14d	4m27d	1m22d	0m 0d-23m 1d	6m18d	4m13d	0m23d-27m24d			
Total	61	57	3m 4d	2m15d	0m14d-8m24d	1m28d	0m21d	0m 0d-22m12d	3m 5d	1m26d	0m 0d-23m 1d	5m 3d	3m 1d	0m 0d-27m24d			

TABLE D-20 Page 8

DEFENDANTS WHO RETRACTED A PLEA OF NOT GUILTY AND ENTERED A PLEA OF GUILTY TO AN I OR A DURING MARCH 1974

MONMOUTH (continued)	Number of Indictments & Accusations On Which Plea Retracted This Month	Number of Defendants	THE UNIT FOR THESE SECTIONS IS THE DEFENDANT, REGARDLESS OF THE NUMBER OF INDICTMENTS OR ACCUSATIONS AGAINST HIM											
			* TIME INTERVALS ARE COMPUTED FROM THE DATE OF FILING OF THE OLDEST INDICTMENT OR ACCUSATION ON WHICH PLEA RETRACTED THIS MONTH											
			Length of Continuous Incarceration at Time of Retraction			Period From Indictment or Accusation To First Plea			Period From Not Guilty Plea To Retraction			Period From Indictment or Accusation To Retraction		
Mean	Median	Range	Mean	Median	Range	Mean	Median	Range	Mean	Median	Range			
Total Cases:	61	57	3m 4d	2m15d	0m14d-8m24d	1m28d	0m21d	0m 0d-22m12d	3m 5d	1m26d	0m 0d-23m 1d	5m 3d	3m 1d	0m 0d-27m24d
MORRIS														
Murder:	0	0	-	-	-	-	-	-	-	-	-	-	-	-
Other: Jail-Other Convictn.	2	2	-	-	-	0m22d	0m22d	0m18d-0m27d	2m14d	2m14d	1m 7d-3m22d	3m 7d	3m 7d	2m 4d-4m10d
Released on Bail	38	36	-	-	-	0m23d	0m17d	0m 0d-4m 9d	3m19d	3m16d	0m27d-9m14d	4m12d	4m12d	2m10d-10m 7d
Total	40	38	-	-	-	0m23d	0m17d	0m 0d-4m 9d	3m17d	3m16d	0m27d-9m14d	4m10d	4m11d	2m 4d-10m 7d
Total Cases:	40	38	-	-	-	0m23d	0m17d	0m 0d-4m 9d	3m17d	3m16d	0m27d-9m14d	4m10d	4m11d	2m 4d-10m 7d
OCEAN														
Murder: Jail-Awtg. Plea/Trial	1	1	1m29d	1m29d	1m29d	0m14d	0m14d	0m14d	1m11d	1m11d	1m11d	1m25d	1m25	1m25d
Total	1	1	1m29d	1m29d	1m29d	0m14d	0m14d	0m14d	1m11d	1m11d	1m11d	1m25d	1m25d	1m25d
Other: Jail-Awtg. Plea/Trial	1	1	0m 2d	0m 2d	0m 2d	1m23d	1m23d	1m23d	5m17d	5m17d	5m17d	7m10d	7m10d	7m10d
Released on Bail	21	21	-	-	-	5m16d	1m 5d	0m 8d-48m10d	3m10d	2m14d	0m 3d-7m14d	8m26d	5m23d	1m 4d-48m13d
R.O.R.	1	1	-	-	-	1m 5d	1m 5d	1m 5d	5m20d	5m20d	5m20d	6m25d	6m25d	6m25d
Total	23	23	0m 2d	0m 2d	0m 2d	5m 5d	1m 5d	0m 8d-48m10d	3m16d	2m14d	0m 3d-7m14d	8m21d	6m16d	1m 4d-48m13d
Total Cases:	24	24	1m 0d	1m 0d	0m 2d-1m29d	4m29d	1m 5d	0m 8d-48m10d	3m13d	2m14d	0m 3d-7m14d	8m13d	6m 4d	1m 4d-48m13d

TABLE D-20 Page 11

DEFENDANTS WHO RETRACTED A PLEA OF NOT GUILTY AND ENTERED A PLEA OF GUILTY TO ANY CRIME IN A JUDICIAL DISTRICT, MARCH 1974

THE UNIT FOR THESE SECTIONS IS THE DEFENDANT, REGARDLESS OF THE NUMBER OF INDICTMENTS OR ACCUSATIONS AGAINST HIM

* TIME INTERVALS ARE COMPUTED FROM THE DATE OF FILING OF THE OLDEST INDICTMENT OR ACCUSATION ON WHICH PLEA RETRACTED THIS MONTH

COUNTY (continued)	Number of Indictments & Accusations on Which Plea Retracted This Month	Number of Defendants	Length of Continuous Incarceration at Time of Retraction			Period From Indictment or Accusation To First Plea			Period From Not Guilty Plea To Retraction			Period From Indictment or Accusation To Retraction		
			Mean	Median	Range	Mean	Median	Range	Mean	Median	Range	Mean	Median	Range
			Mean	Median	Range	Mean	Median	Range	Mean	Median	Range	Mean	Median	Range
Jail-Other Convictn.	3	3	-	-	-	0m15d	0m17d	0m19d-0m20d	0m29d	0m15d	0m15d-2m11d	1m13d	0m29d	0m17d-2m0d
Released on Bail	52	55	-	-	-	2m29d	0m27d	0m7d-47m21d	5m0d	3m20d	4m0d-4m2d	3m29d	5m6d	0m19d-5m11d
R.O.R.	1	1	-	-	-	1m4d	1m4d	1m4d	1m13d	1m13d	1m13d	3m17d	2m17d	0m17d
Total	79	68	3m17d	3m4d	1m5d-6m16d	2m10d	0m29d	0m3d-47m21d	5m6d	2m10d	0m0d-45m9d	7m17d	3m20d	0m17d-5m11d
WARREN	79	68	3m17d	3m4d	1m5d-6m16d	2m10d	0m29d	0m3d-47m21d	5m6d	2m10d	0m0d-45m9d	7m17d	3m20d	0m17d-5m11d
Murder:	0	0	-	-	-	-	-	-	-	-	-	-	-	-
Other:														
Jail-Awtg.Plea/Trial	1	1	7m2d	7m2d	7m2d	0m28d	0m28d	0m28d	5m17d	5m17d	5m17d	6m15d	3m15d	6m15d
Released on Bail	9	9	-	-	-	1m4d	0m26d	0m0d-4m20d	6m15d	4m25d	0m27d-14m4d	7m20d	6m9d	2m3d-15m0d
R.O.R.	3	3	-	-	-	0m21d	0m15d	0m15d-1m4d	5m28d	7m10d	2m10d-8m5d	6m20d	7m25d	3m14d-8m20d
Total	13	13	7m2d	7m2d	7m2d	1m1d	0m26d	0m0d-4m20d	6m9d	5m17d	0m27d-14m4d	7m10d	6m15d	2m3d-15m0d
Total Cases:	13	13	7m2d	7m2d	7m2d	1m1d	0m26d	0m0d-4m20d	6m9d	5m17d	0m27d-14m4d	7m10d	6m15d	2m3d-15m0d
8 LARGEST COUNTIES **														
Murder:														
Jail-Awtg.Plea/Trial	2	2	4m15d	4m15d	3m16d-5m15d	0m9d	0m9d	0m7d-0m11d	2m8d	2m8d	1m20d-2m26d	2m17d	2m17d	1m27d-3m7d
Jail-Other Convictn.	2	1	-	-	-	0m11d	0m11d	0m11d	3m15d	3m15d	3m15d	3m26d	3m26d	3m26d
Total	4	3	4m15d	4m15d	3m16d-5m15d	0m10d	0m11d	0m7d-0m11d	2m20d	2m26d	1m20d-3m15d	3m0d	3m7d	1m27d-3m26d

TABLE D-20 Page 12

DEFENDANTS WHO RETRACTED A PLEA OF NOT GUILTY AND ENTERED A PLEA OF GUILTY TO ANY CRIME IN A JUDICIAL DISTRICT, MARCH 1974

THE UNIT FOR THESE SECTIONS IS THE DEFENDANT, REGARDLESS OF THE NUMBER OF INDICTMENTS OR ACCUSATIONS AGAINST HIM

* TIME INTERVALS ARE COMPUTED FROM THE DATE OF FILING OF THE OLDEST INDICTMENT OR ACCUSATION ON WHICH PLEA RETRACTED THIS MONTH

COUNTY (continued)	Number of Indictments & Accusations on Which Plea Retracted This Month	Number of Defendants	Length of Continuous Incarceration at Time of Retraction			Period From Indictment or Accusation To First Plea			Period From Not Guilty Plea To Retraction			Period From Indictment or Accusation To Retraction		
			Mean	Median	Range	Mean	Median	Range	Mean	Median	Range	Mean	Median	Range
			Mean	Median	Range	Mean	Median	Range	Mean	Median	Range	Mean	Median	Range
8 LARGEST COUNTIES **														
Other:														
Jail-Awtg.Plea/Trial	95	76	2m16d	2m14d	0m4d-8m24d	1m21d	0m14d	0m0d-22m12d	2m16d	1m6d	0m0d-26m10d	4m7d	2m10d	0m2d-27m7d
Jail-Other Convictn.	117	102	-	-	-	1m19d	0m14d	0m0d-27m23d	3m21d	1m27d	0m0d-22m23d	5m10d	3m2d	0m0d-27m23d
Released on Bail	464	424	-	-	-	1m20d	0m21d	0m0d-47m21d	4m26d	2m5d	0m0d-89m8d	6m16d	3m9d	0m0d-89m24d
R.O.R.	120	114	-	-	-	1m18d	0m17d	0m0d-31m20d	4m27d	1m19d	0m0d-26m29d	6m15d	3m8d	0m0d-33m15d
Total	796	716	2m16d	2m14d	0m4d-8m24d	1m20d	0m18d	0m0d-47m21d	4m14d	1m28d	0m0d-89m8d	6m3d	3m6d	0m0d-89m24d
Total Cases:	800	719	2m17d	2m16d	0m4d-8m24d	1m19d	0m18d	0m0d-47m21d	4m13d	1m29d	0m0d-89m8d	6m3d	3m7d	0m0d-89m24d
REMAINING 13 COUNTIES														
Murder:														
Jail-Awtg.Plea/Trial	4	3	3m12d	3m0d	1m29d-5m6d	0m17d	0m14d	0m8d-0m28d	1m21d	1m13d	1m11d-2m8d	2m7d	1m25d	1m21d-3m6d
Total	4	3	3m12d	3m0d	1m29d-5m6d	0m17d	0m14d	0m8d-0m28d	1m21d	1m13d	1m11d-2m8d	2m7d	1m25d	1m21d-3m6d
Other:														
Jail-Awtg.Plea/Trial	34	30	2m21d	2m12d	0m2d-7m2d	4m4d	0m18d	0m2d-39m10d	3m24d	1m16d	0m0d-19m15d	7m28d	3m29d	0m18d-40m15d
Jail-Other Convictn.	27	26	-	-	-	4m5d	1m11d	0m2d-18m9d	4m17d	4m22d	0m0d-12m25d	8m23d	8m12d	0m18d-18m20d
Released on Bail	243	224	-	-	-	1m23d	0m20d	0m0d-48m10d	3m29d	3m9d	0m0d-41m2d	5m22d	4m11d	0m6d-48m13d
R.O.R.	36	31	-	-	-	1m13d	0m25d	0m7d-10m13d	3m22d	3m5d	0m8d-8m19d	5m6d	5m9d	1m3d-13m28d
Total	340	311	2m21d	2m12d	0m2d-7m2d	4m5d	0m21d	0m0d-48m10d	4m0d	3m8d	0m0d-41m2d	6m4d	4m17d	0m6d-48m13d
Total Cases:	344	314	2m23d	2m13d	0m2d-7m2d	2m4d	0m21d	0m0d-48m10d	3m29d	3m6d	0m0d-41m2d	6m3d	4m17d	0m6d-48m13d

TABLE D-20 Page 13

DEFENDANT HAS RETRACTED A PLEA OF NOT GUILTY AND ENTERED A PLEA OF GUILTY TO AN I OR A FELONY WHICH 1974

STATE TOTALS	Number of Defendants	Number of Defendants	Length of Detention Imprisonment at Time of Retraction			Period from Detention of Accusation to Plea Filed			Period from Plea Filed to Disposition			Period from Disposition of Accusation to Disposition		
			Less Than 30 Days	30 to 60 Days	More Than 60 Days	Less Than 30 Days	30 to 60 Days	More Than 60 Days	Less Than 30 Days	30 to 60 Days	More Than 60 Days	Less Than 30 Days	30 to 60 Days	More Than 60 Days
MURDER:														
Jail-Awtg. Plea/Trial	6	5	3m25d	3m16d	1m29d-5m15d	0m14d	0m11d	0m 7d-0m28d	1m28d	1m20d	1m11d-2m26d	2m11d	1m27d	1m21d-3m 7d
Jail-Other Convictn.	2	1	-	-	-	0m11d	0m11d	0m11d	3m15d	3m15d	3m15d	3m26d	3m26d	3m26d
Total	8	6	3m25d	3m16d	1m29d-5m15d	0m13d	0m11d	0m 7d-0m28d	2m 5d	1m29d	1m11d-3m15d	2m19d	2m16d	1m21d-3m26d
Other:														
Jail-Awtg. Plea/Trial	129	106	2m17d	2m12d	0m 2d-8m24d	2m12d	0m16d	0m 0d-39m10d	2m27d	1m 8d	0m 0d-26m10d	5m 8d	2m17d	0m 2d-40m15d
Jail-Other Convictn.	144	128	-	-	-	2m 4d	0m17d	0m 0d-27m23d	3m26d	2m 3d	0m 0d-22m23d	6m 1d	4m 8d	0m 0d-27m23d
Released on Bail	707	648	-	-	-	1m21d	0m21d	0m 0d-48m10d	4m17d	2m15d	0m 0d-89m 8d	6m 7d	3m25d	0m 0d-89m 24d
R.O.R.	156	145	-	-	-	1m17d	0m17d	0m 0d-31m20d	4m19d	2m 0d	0m 0d-26m29d	6m 7d	3m21d	0m 0d-33m15d
Total	1,136	1,027	2m17d	2m12d	0m 2d-8m24d	1m24d	0m19d	0m 0d-48m10d	4m 9d	2m 8d	0m 0d-89m 8d	6m 3d	3m21d	0m 0d-89m24d
Total Cases:	1,144	1,033	2m19d	2m15d	0m 2d-8m24d	1m24d	0m19d	0m 0d-48m10d	4m 9d	2m 8d	0m 0d-89m 8d	6m 3d	3m20d	0m 0d-89m24d

*Information from different counties was not uniformly reported as to whether the defendant was in jail awaiting plea or trial or in jail on another conviction.
 **As to population, 1970 U.S. Census: Bergen, Camden, Essex, Hudson, Middlesex, Monmouth, Passaic, Union.

TABLE D-21

LAW DIVISIONS OF THE SUPERIOR AND COUNTY COURTS
 PETITIONS FOR POST-CONVICTION RELIEF, RULE 3:22
 September 1, 1973 to August 31, 1974

County	Number of Petitions Pending on September 1, 1973	Number of New Petitions Filed September 1, 1973 to August 31, 1974	Number of Petitions Open (Active) During the Court Year	Summarily with- out Assignment of Counsel, Transcript, or Hearing	Petitions Disposed of During Court Year				Petitions Pending, by Age From Date of Filing, as of August 31, 1974				
					(a) No Relief Granted	(b) Some Relief Granted	Total of (a) and (b) Dispositions other than Summarily	Total Petitions Disposed of September 1, 1973 to August 31, 1974	Under 1 Month Old	1 to 3 Months Old	3+ to 6 Months Old	Over 6 Months Old	Total Pending
Atlantic	8	22	30	0	24	0	24	24	1	3	1	1	6
Bergen	8	14	22	0	17	1	18	18	0	2	2	0	4
Burlington	2	29	31	3	5	1	6	9	0	21	0	1	22
Camden	24	49	73	7	47	9	56	63	2	2	2	4	10
Cape May	4	9	13	2	9	1	10	12	0	0	0	1	1
Cumberland	7	17	24	2	18	3	21	23	0	0	0	1	1
Essex	23	111	134	19	83	5	88	107	11	16	0	0	27
Gloucester	5	0	5	0	4	1	5	5	0	0	0	0	0
Hudson	5	29	34	8	17	3	20	28	5	1	0	0	6
Hunterdon	4	3	7	4	3	0	3	7	0	0	0	0	0
Mercer	3	28	31	8	5	1	6	14	2	1	3	11	17
Middlesex	2	34	36	0	30	0	30	30	2	4	0	0	6
Monmouth	2	33	35	13	18	0	18	31	2	1	0	1	4
Morris	5	9	14	0	10	1	11	11	1	1	0	1	3
Ocean	9	10	19	3	9	1	10	13	1	0	2	3	6
Passaic	5	27	32	0	24	2	26	26	4	2	0	0	6
Salem	4	6	10	0	9	0	9	9	1	0	0	0	1
Somerset	2	7	9	4	3	0	3	7	2	0	0	0	2
Sussex	1	2	3	1	1	0	1	2	1	0	0	0	1
Union	19	45	64	2	24	4	28	30	3	13	7	11	34
Warren	0	4	4	0	0	0	0	0	0	4	0	0	4
TOTAL	142	488	630	76	360	33	393	469	38	71	17	35	161
TOTAL 1 YEAR AGO	112	458	570	59	319	39	358	417	32	83	18	20	153

Source: Monthly reports of the County Clerks.

TABLE D-22
 APPEALS TO THE COUNTY COURTS
 FROM THE MUNICIPAL COURTS*
 September 1, 1973 to August 31, 1974

COUNTY	Total Appeals Pending at Beg. of Period	Appeals Taken	Appeals Disposed of	Ages of Pending Appeals from Date of Filing of Notice				Total Appeals Pending at End of Period
				Under 3 Months	3 to 6 Months	6 to 12 Months	Over 1 Year	
Atlantic	37	175	150	51	10	0	1	62
Bergen	79	379	368	77	13	0	0	90
Burlington	54	210	239	25	0	0	0	25
Camden	46	181	174	51	2	0	0	53
Cape May	44	62	86	17	3	0	0	20
Cumberland	25	121	106	27	13	0	0	40
Essex	35	234	235	30	4	0	0	34
Gloucester	22	120	108	27	5	2	0	34
Hudson	19	99	91	26	1	0	0	27
Hunterdon	6	33	25	10	4	0	0	14
Mercer	21	129	128	14	7	1	0	22
Middlesex	44	330	316	56	2	0	0	58
Monmouth	43	287	289	39	2	0	0	41
Morris	24	194	169	40	9	0	0	49
Ocean	57	204	235	26	0	0	0	26
Passaic	39	175	187	22	5	0	0	27
Salem	18	41	53	4	0	0	2	6
Somerset	9	92	78	19	4	0	0	23
Sussex	20	72	53	17	20	2	0	39
Union	43	172	163	38	8	3	3	52
Warren	40	65	78	18	6	3	0	27
TOTAL	725	3,375	3,331	634	118	11	6	769
TOTAL 1 YEAR AGO	611	3,238	3,117	592	120	14	6	732

*Includes criminal and quasi-criminal appeals such as bastardy, traffic, violation of municipal ordinance and disorderly persons offenses tried initially in the Municipal Courts and the County District Courts.

Source: Monthly reports of the County Clerks.

TABLE D-23
 PROBATE DIVISION OF THE COUNTY COURT AND SURROGATE'S COURT
 PROCEEDINGS
 September 1, 1973 to August 31, 1974

COUNTY	Contested Matters Pending at Beginning of Period	Contested Matters Added				Contested Matters Disposed of During Period	Contested Matters Pending at End of Period	Ages of Contested Matters Pending*			Uncontested	
		Wills and Admin.	Accountings	Adoptions	Other Matters			Total	Under 6 Months	6+ to 12 Months	Over 1 Year	Adoptions
Atlantic	4	5	2	0	0	8	3	2	0	1	54	5
Bergen	12	12	5	0	2	23	8	19	2	0	263	42
Burlington	5	3	3	2	0	10	3	8	0	0	105	8
Camden	7	2	2	2	2	11	4	8	1	1	100	10
Cape May	3	3	13	0	28	46	1	44	0	2	19	5
Cumberland	3	1	0	1	0	2	2	2	15	5	44	9
Essex	19	22	8	0	0	31	4	32	20	0	165	32
Gloucester	2	4	0	1	1	5	4	7	4	0	67	7
Hudson	32	30	22	0	7	56	35	59	22	10	110	33
Hunterdon	4	8	8	1	13	21	13	30	10	0	20	4
Mercer	0	3	14	1	8	21	5	26	5	0	178	6
Middlesex	6	8	5	0	0	16	8	18	3	0	119	15
Monmouth	1	8	6	2	2	15	3	20	0	0	226	20
Morris	6	7	6	2	1	15	7	16	4	1	140	40
Ocean	3	4	4	1	0	8	4	9	2	0	84	10
Passaic	10	6	0	0	4	17	3	18	2	1	88	12
Salem	1	0	0	0	0	0	1	0	0	1	47	0
Somerset	4	3	2	0	2	7	4	7	3	0	71	5
Sussex	2	0	1	0	1	3	1	2	0	1	44	2
Union	21	9	3	1	10	21	23	23	8	12	212	16
Warren	0	0	0	0	0	0	0	0	0	0	34	2
TOTAL	145	138	164	24	81	339	153	347	99	30	2,156	283
TOTAL 1 YEAR AGO	96	168	107	25	82	330	142	382	99	15	1,497	337

* Ages based on date of complaint.

Source: Monthly Reports of the Surrogates (Clerks of the Probate Division of the County Courts).

JUDGES OF THE JUVENILE AND DOMESTIC RELATIONS COURTS

BERGEN COUNTY

Charles R. DiGisi, Presiding Judge

Abraham L. Rosenberg

Arthur L. Troast

BURLINGTON COUNTY

Anthony P. Tunney, Jr., Presiding Judge

CAMDEN COUNTY

Julius Sklar, Presiding Judge (retired 7/16/74)

Robert W. Page

ESSEX COUNTY

Horace S. Bellfatto, Presiding Judge (retired 1/29/74)

Bertram Polow (Morris County Court Judge temporarily
assigned Presiding Judge 1/30/74)

Frances M. Cocchia

Neil G. Duffy (temporarily assigned to Superior Court,
Chancery Division, Matrimonial 6/13/74;
appointed to Essex County Court 8/14/74)

Herbert J. Kenarik (deceased 3/14/74)

Alexander J. Matturri

Herbert N. Tate

HUDSON COUNTY

John J. Grossi, Presiding Judge

William J. Bozzuffi

Daniel F. Gilmore

Samuel C. Scott

MIDDLESEX COUNTY

Irving W. Rubin, Presiding Judge

A. Marvin Cherin (appointed to Middlesex County
District Court 11/30/73)

MONMOUTH COUNTY

Leo Weinstein, Presiding Judge

Burton L. Funder

MORRIS COUNTY

Kenneth C. MacKenzie, Presiding Judge

PASSAIC COUNTY

Harold M. Nitto, Presiding Judge

UNION COUNTY

Stephen J. Bercik, Presiding Judge

Warren Brody

John L. McGuire

Richard P. Muscatello

COUNTY COURT JUDGES HEARING JUVENILE AND DOMESTIC

RELATIONS COURT MATTERS

ATLANTIC COUNTY

Herbert S. Jacobs (District Court Judge),
Presiding Judge

Manuel H. Greenberg

Augustine A. Repetto (until 4/1/74)

Benjamin A. Rimm

CAPE MAY COUNTY

Nathan C. Staller, Presiding Judge

CUMBERLAND COUNTY

Frank J. Testa, Presiding Judge

Harry Adler (retired 1/2/74)

William Gallner

Philip A. Guccio (appointed to Superior Court 10/2/73)

Edward S. Miller (effective 10/5/73)

Paul R. Porreca (effective 1/3/74)

GLOUCESTER COUNTY

Ernest L. Alvino, Presiding Judge

Paul F. Cunard

R. Edward Klaisz

William B. Kramer

HUNTERDON COUNTY

A. Warren Herrigel, Presiding Judge

Thomas J. Beetel

MERCER COUNTY

J. Wilson Noden, Presiding Judge

Richard J. S. Barlow, Jr.

Clifton C. Bennett

Hervey S. Moore, Jr. (effective 9/24/73)

Daniel A. O'Donnell

Theodore T. Tams, Jr.

OCEAN COUNTY

Harold Kaplan, Presiding Judge

Mark Addison

Robert H. Doherty, Jr.

William H. Huber

William E. O'Connor, Jr. (appointed to Superior
Court 8/5/74)

Henry H. Wiley

SALEM COUNTY

Joseph Narrow, Presiding Judge

SOMERSET COUNTY

B. Thomas Leahy, Presiding Judge

Wilfred P. Diana (effective 1/2/74)

Paul E. Feiring (resigned 1/2/74)

Robert E. Gaynor

SUSSEX COUNTY

Frederic G. Weber, Presiding Judge

James M. Barry

WARREN COUNTY

Paul Aaroe, Presiding Judge

Martin Bry-Nildsen, Jr.

TABLE 2-1
 Juveniles in Need of Supervision
 September 1, 1973 to August 31, 1974

County	Juvenile Hearings						Total Juvenile Cases	Domestic Relations & Restitution Report				Total Domestic Relations Hearings	Total Juvenile & Domestic Relations Hearings
	Preliminary & Adjudication		Representation to Juvenile Court		Representation by Counsel Not Mandatory			Initial Proceedings		Informant Proceedings			
	Cases	Hours	Cases	Hours	Cases	Hours		Cases	Hours	Cases	Hours		
Andover	574	210.8	593	214.7	1,097	221.9	497.2	187	73.9	197	66.8	297.1	609.8
Carver	517	172.8	718	259.4	3,409	321.0	1,322.1	1,238	419.1	1,974	355.2	774.2	2,098.8
Dedhampton	1,253	169.2	1,543	247.1	1,665	321.9	712.2	1,735	252.9	1,347	249.3	697.5	1,432.8
Dorset	1,487	216.5	1,355	215.4	1,981	352.2	317.9	1,674	735.5	657	202.6	697.0	1,621.8
Dove Day	105	19.8	205	71.4	355	45.9	181.7	157	55.5	214	39.7	56.2	192.9
Dorchester	572	181.7	480	270.2	2,003	322.4	712.9	391	78.9	781	155.9	229.8	921.7
Dorset	2,551	433.4	11,981	1,032.1	5,066	1,135.5	4,673.0	3,933	1,219.5	3,074	1,155.4	2,474.9	7,047.9
Gloucester	716	142.1	299	150.0	735	321.3	527.4	549	325.5	450	154.0	492.4	1,019.8
Hudson	2,894	422.4	5,261	1,258.9	4,979	872.5	2,573.8	2,712	611.3	5,769	1,254.9	1,866.2	4,440.0
Wentworth	115	43.9	474	157.4	172	48.0	354.3	70	29.3	68	25.5	45.8	300.1
Marble	2,016	265.3	2,254	432.3	2,417	494.7	1,147.3	1,589	307.7	1,064	143.0	450.7	1,598.0
Middlesex	881	157.4	876	511.6	3,554	812.2	1,491.2	2,031	418.0	1,980	255.5	683.5	2,174.7
Monmouth	2,929	258.4	981	424.8	4,075	930.5	1,553.7	1,454	363.7	350	80.7	444.4	2,098.1
Norris	127	22.5	477	210.4	718	156.4	399.3	488	86.6	686	118.2	204.9	604.2
Ocean	21	133.6	1,017	236.0	1,086	201.3	570.9	619	122.3	610	72.7	195.0	765.9
Panola	962	92.7	3,087	433.3	4,301	429.4	955.4	2,412	334.0	2,785	243.1	577.1	1,532.5
Salem	457	68.0	215	71.9	265	39.5	179.4	189	41.1	201	35.9	77.0	256.4
Somerset	160	31.4	1,363	272.0	914	89.3	392.7	194	28.4	300	25.7	54.1	446.8
Sussex	156	57.0	283	82.1	382	80.4	219.5	184	63.8	135	40.0	103.8	323.3
Union	1,405	231.8	2,852	1,159.0	2,205	500.9	1,891.7	1,640	438.4	3,342	1,039.0	1,477.4	3,369.1
Warren	205	37.9	57	22.4	535	102.4	163.7	229	59.7	457	58.8	118.5	282.2
TOTAL	21,193	3,213.4	35,412	10,002.3	42,875	8,175.7	21,391.4	27,947	6,128.8	31,373	5,754.5	11,883.3	33,274.7
TOTAL 1 YEAR AGO	21,492	3,199.8	34,203	9,029.5	43,890	7,982.1	20,211.4	30,722	6,690.2	32,112	5,635.8	12,326.0	32,537.4

* Includes Juveniles in Need of Supervision (JINS), statute effective 3/1/74.
 Source: Weekly reports of the Judges.

2 OF 4

CONTINUED

TABLE E-1
 PROCEEDINGS IN THE JUVENILE*
 AND DOMESTIC RELATIONS COURTS
 September 1, 1973 to August 31, 1974

County	Juvenile Hearings						Total Juvenile Hours	Domestic Relations & Reciprocal Support				Total Domestic Relations Hours	Total Juvenile & Domestic Relations Hours
	Preliminary & Detention		Representation by Counsel Mandatory		Representation by Counsel Not Mandatory			Initial Proceedings		Enforcement Proceedings			
	Cases	Hours	Cases	Hours	Cases	Hours		Cases	Hours	Cases	Hours		
Atlantic	574	110.8	665	174.6	1,057	201.8	487.2	187	72.8	142	60.8	133.6	620.8
Bergen	817	170.8	712	338.4	3,463	815.0	1,324.2	1,385	419.1	1,716	355.3	774.4	2,098.6
Burlington	1,183	165.2	1,043	247.1	1,566	320.9	733.2	1,238	310.9	1,352	249.8	560.7	1,293.9
Camden	1,467	212.3	1,355	339.4	1,981	356.2	907.9	1,854	775.3	957	208.6	983.9	1,891.8
Cape May	126	19.8	295	71.4	332	45.5	136.7	193	26.5	214	29.7	56.2	192.9
Cumberland	572	120.7	460	270.2	2,003	322.0	712.9	391	72.9	761	135.9	208.8	921.7
Essex	2,581	439.4	10,935	3,098.1	5,068	1,135.5	4,673.0	8,339	1,219.5	8,024	1,155.4	2,374.9	7,047.9
Gloucester	716	142.1	299	160.0	786	221.3	523.4	549	327.5	460	164.9	492.4	1,015.8
Hudson	2,894	412.4	5,681	1,288.9	4,979	872.5	2,573.8	2,712	611.3	5,769	1,254.9	1,866.2	4,446.0
Hunterdon	115	48.9	474	157.4	178	48.0	254.3	70	29.3	68	16.5	45.8	300.1
Mercer	2,010	220.3	2,284	432.3	3,417	494.7	1,147.3	1,589	307.7	1,064	143.0	450.7	1,598.0
Middlesex	880	167.4	876	511.6	3,564	812.2	1,491.2	2,031	418.0	1,980	265.5	683.5	2,174.7
Monmouth	2,929	298.4	981	424.8	4,075	930.5	1,653.7	1,454	363.7	350	80.7	444.4	2,098.1
Morris	127	32.5	477	210.4	718	156.4	399.3	488	86.6	686	118.3	204.9	604.2
Ocean	852	133.6	1,017	236.0	1,086	201.3	570.9	619	122.3	610	72.7	195.0	765.9
Passaic	962	92.7	3,087	433.3	4,301	429.4	955.4	2,412	334.0	2,785	243.1	577.1	1,532.5
Salem	457	68.0	216	71.9	265	39.5	179.4	189	41.1	201	35.9	77.0	256.4
Somerset	160	31.4	1,363	272.0	914	89.3	392.7	194	28.4	300	25.7	54.1	446.8
Sussex	156	57.0	283	82.1	382	80.4	219.5	184	63.8	135	40.0	103.8	323.3
Union	1,409	231.8	2,852	1,159.0	2,205	500.9	1,891.7	1,640	438.4	3,342	1,039.0	1,477.4	3,369.1
Warren	206	37.9	57	23.4	535	102.4	163.7	229	59.7	457	58.8	118.5	282.2
TOTAL	21,193	3,213.4	35,412	10,002.3	42,875	8,175.7	21,391.4	27,947	6,128.8	31,373	5,754.5	11,883.3	33,274.7
TOTAL 1 YEAR AGO	21,492	3,199.8	34,203	9,029.5	43,890	7,982.1	20,211.4	30,722	6,690.2	32,112	5,635.8	12,326.0	32,537.4

* Includes Juveniles in Need of Supervision (JINS), statute effective 3/1/74.
 Source: Weekly reports of the Judges.

TABLE E-2
 JUVENILE AND DOMESTIC RELATIONS COURTS
 DISPOSITION OF JUVENILE DELINQUENT COMPLAINTS
 September 1, 1973 to August 31, 1974

COUNTY	ACTIVE Complaints Pending At Beginning of Period	Complaints Filed, Incl. Reinstated Complaints & Transfers	COMPLAINTS DISPOSED OF					ACTIVE Complaints Pending at End of Period					
			Downgraded to JINS Complaints	Marked by Judge as Inactive	Suspended Dispositions (Narcotics) NJSA 24:21-27(a)(1)	Ref. to Juv. Conf. Comm., Referee, Other Co., or Alternate Appropriate Court	Represented By Counsel	Not Represented By Counsel	TOTAL Disposed of	Representation By Counsel Mandatory	Representation By Counsel Not Mandatory	Other	TOTAL
Atlantic	280	2,447	45	89	0	375	677	1,240	2,426	60	241	0	301
Bergen	670	5,543	1	104	0	548	947	4,097	5,697	50	466	0	516
Burlington	561	2,147	0	411	70	337	377	1,065	2,260	205	243	0	448
Camden	399	5,511	10	226	0	1,657	1,231	2,315	5,439	137	334	0	471
Cape May	307	1,701	7	58	0	16	286	1,012	1,379	85	491	53	629
Cumberland	164	2,586	0	0	0	209	495	1,909	2,613	56	81	0	137
Essex	2,174	9,853	6	711	80	3,491	4,609	2,248	11,145	587	295	0	882
Gloucester	198	2,035	3	0	0	464	323	824	1,614	113	506	0	613
Hudson	1,440	5,807	165	1,076	0	697	2,313	1,938	6,189	636	422	0	1,058
Hunterdon	153	536	1	49	0	106	324	159	639	45	5	0	50
Mercer	867	3,817	5	419	0	181	1,190	2,028	3,823	402	360	99	861
Middlesex	720	5,356	21	0	4	863	615	3,733	5,236	62	778	0	840
Monmouth	994	5,216	71	0	0	1,401	904	2,882	5,258	203	749	0	952
Morris	130	807	1	39	0	68	421	315	844	61	32	0	93
Ocean	243	2,496	3	42	0	254	555	1,486	2,340	63	336	0	399
Passaic	479	4,459	3	221	0	347	1,657	2,021	4,249	295	394	0	689
Salem	139	579	15	19	0	84	202	328	648	40	30	0	70
Somerset	134	1,222	1	126	0	203	519	356	1,205	98	53	0	151
Sussex	174	826	0	146	0	58	243	411	858	142	0	0	142
Union	613	5,026	0	3	0	1,624	1,767	1,656	5,050	142	237	210	589
Warren	64	577	5	38	18	0	51	427	539	3	99	0	102
TOTAL	10,903	68,547	363	3,777	172	12,983	19,706	32,450	69,451	3,485	6,152	362	9,999
TOTAL 1 YEAR AGO	10,278	63,852	-	3,264	-	9,190	18,930	31,791	63,175	4,449	6,192	314	10,955

Source: Monthly Reports of the Clerks of the Juvenile & Domestic Relations Courts.

TABLE E-2A

JUVENILE AND DOMESTIC RELATIONS COURTS
 ACTIVE JUVENILE DELINQUENT Complaints Pending at End of Period
 By Counsel Status and By Age From Date of Complaint

As of August 31, 1974

County	Under 1 Month			1 to 3 Months			3+ to 6 Months			Over 6 Months		
	Representation By Counsel Mandatory	Representation By Counsel Not Mandatory	Other	Representation By Counsel Mandatory	Representation By Counsel Not Mandatory	Other	Representation By Counsel Mandatory	Representation By Counsel Not Mandatory	Other	Representation By Counsel Mandatory	Representation By Counsel Not Mandatory	Other
Atlantic	27	174	0	33	67	0	0	0	0	0	0	0
Bergen	24	364	0	25	90	0	1	12	0	0	0	0
Burlington	80	121	0	118	115	0	7	7	0	0	0	0
Camden	53	190	0	84	144	0	0	0	0	0	0	0
Cape May	24	197	50	61	290	3	0	3	0	0	1	0
Cumberland	54	66	0	2	15	0	0	0	0	0	0	0
Essex	283	158	0	275	134	0	20	3	0	9	0	0
Gloucester	5	137	0	29	309	0	49	40	0	30	20	0
Hudson	155	121	0	341	251	0	130	50	0	10	0	0
Hunterdon	32	5	0	11	0	0	0	0	0	2	0	0
Mercer	106	95	91	198	240	8	94	25	0	4	0	0
Middlesex	15	384	0	47	394	0	0	0	0	0	0	0
Monmouth	27	460	0	154	250	0	21	38	0	1	1	0
Morris	32	23	0	24	9	0	5	0	0	0	0	0
Ocean	24	197	0	26	128	0	13	11	0	0	0	0
Passaic	158	223	0	134	170	0	3	1	0	0	0	0
Salem	13	17	0	19	11	0	5	2	0	3	0	0
Somerset	42	30	0	56	23	0	0	0	0	0	0	0
Sussex	58	0	0	69	0	0	13	0	0	2	0	0
Union	70	80	179	70	155	31	2	0	0	0	2	0
Warren	1	44	0	0	39	0	0	14	0	2	0	0
TOTAL	1,283	3,086	320	1,776	2,834	42	363	206	0	63	26	0
TOTAL 1 YEAR AGO	1,230	2,977	306	1,935	2,727	8	1,125	439	0	159	49	0

Source: Monthly Reports of the Clerks of the Juvenile & Domestic Relations Courts.

TABLE E-3

JUVENILE AND DOMESTIC RELATIONS COURTS

* DISPOSITION OF "JUVENILE IN NEED OF SUPERVISION" COMPLAINTS

March 1, 1974 to August 31, 1974

COUNTY	Complaints Filed, Incl. Reinstated Complaints, Transfers and Downgrades	COMPLAINTS DISPOSED OF					ACTIVE Complaints Pending at End of Period			
		Marked by Judge as Inactive	Ref. to Juv. Conf. Comm., Referee, J&DR Courts in Other Counties	Hearing		TOTAL Disposed of	Representation By Counsel Mandatory	Representation By Counsel Not Mandatory	Other	TOTAL
				Represented By Counsel	Not Represented By Counsel					
Atlantic	202	5	11	35	114	165	6	31	0	37
Bergen	273	6	12	60	150	228	8	37	0	45
Burlington	130	14	3	16	55	88	16	26	0	42
Camden	585	8	250	58	227	543	6	36	0	42
Cape May	142	0	0	2	58	60	3	74	5	82
Cumberland	161	0	34	0	121	155	0	6	0	6
Essex	367	5	224	38	73	340	16	11	0	27
Gloucester	98	0	21	3	47	71	2	25	0	27
Hudson	570	94	30	118	214	456	39	75	0	114
Hunterdon	22	2	8	2	8	20	2	0	0	2
Mercer	140	5	0	28	64	97	11	25	7	43
Middlesex	142	0	7	16	89	112	2	28	0	30
Monmouth	160	0	3	3	118	124	9	27	0	36
Morris	68	0	2	13	47	62	2	4	0	6
Ocean	110	0	0	1	79	80	0	30	0	30
Passaic	223	13	16	20	142	191	8	24	0	32
Salem	64	0	8	14	29	51	3	10	0	13
Somerset	68	13	7	10	20	50	12	6	0	18
Sussex	15	2	1	3	5	11	0	4	0	4
Union	228	0	20	87	92	199	0	12	17	29
Warren	20	0	0	0	19	19	0	1	0	1
TOTAL	3,788	167	657	527	1,771	3,122	145	492	29	666

*"Juvenile In Need of Supervision" Statute Effective 3/1/74.

Source: Monthly Reports of the Clerks of the Juvenile & Domestic Relations Courts.

TABLE E-3A
JUVENILE AND DOMESTIC RELATIONS COURTS
 * **ACTIVE "Juvenile in Need of Supervision" Complaints**
Pending at End of Period
By Counsel Status and By Age From Date of Complaint
As of August 31, 1974

County	Under 1 Month			1 to 3 Months			3+ to 6 Months		
	Representation By Counsel Mandatory	Representation By Counsel Not Mandatory	Other	Representation By Counsel Mandatory	Representation By Counsel Not Mandatory	Other	Representation By Counsel Mandatory	Representation By Counsel Not Mandatory	Other
Atlantic	5	24	0	1	7	0	0	0	0
Bergen	6	33	0	2	4	0	0	0	0
Burlington	4	6	0	11	17	0	1	3	0
Camden	5	20	0	1	16	0	0	0	0
Cape May	0	25	5	3	49	0	0	0	0
Cumberland	0	6	0	0	0	0	0	0	0
Essex	5	10	0	11	1	0	0	0	0
Gloucester	0	9	0	1	9	0	1	7	0
Hudson	9	14	0	10	26	0	20	35	0
Hunterdon	1	0	0	1	0	0	0	0	0
Mercer	1	4	6	9	18	1	1	3	0
Middlesex	2	3	0	0	25	0	0	0	0
Monmouth	0	3	0	6	17	0	3	7	0
Morris	1	3	0	0	1	0	1	0	0
Ocean	0	12	0	0	15	0	0	3	0
Passaic	2	15	0	6	8	0	0	1	0
Salem	0	3	0	1	4	0	2	3	0
Somerset	6	4	0	6	2	0	0	0	0
Sussex	0	1	0	0	1	0	0	2	0
Union	0	2	14	0	10	3	0	0	0
Warren	0	0	0	0	1	0	0	0	0
TOTAL	47	197	25	69	231	4	29	64	0

* "Juvenile in Need of Supervision" Statute Effective 3/1/74

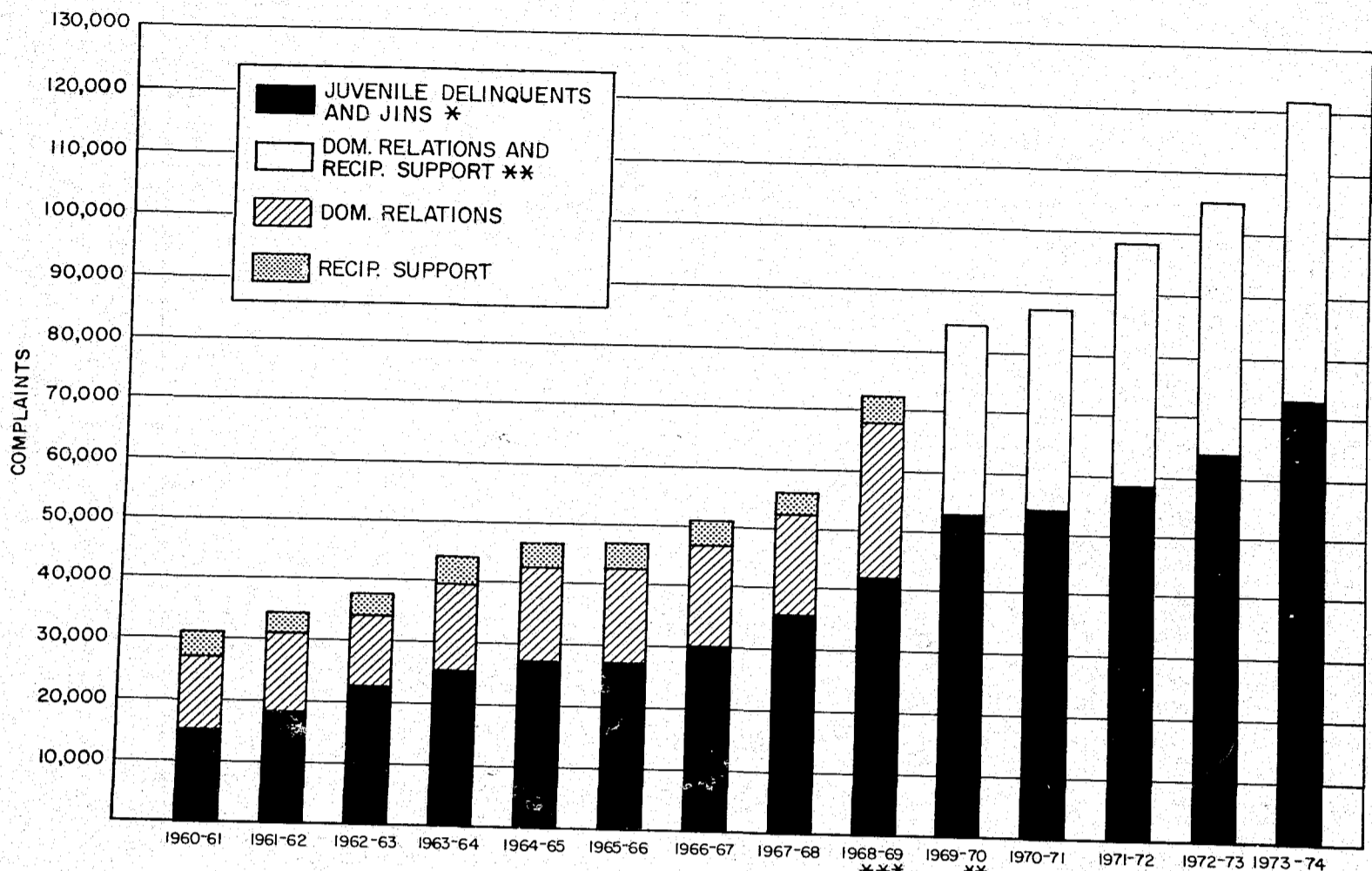
Source: Monthly Reports of the Clerks of the Juvenile & Domestic Relations Courts.

TABLE E-4
JUVENILE AND DOMESTIC RELATIONS COURTS
DISPOSITIONS OF DOMESTIC RELATIONS AND RECIPROCAL SUPPORT COMPLAINTS
 September 1, 1973 to August 31, 1974

COUNTY	ACTIVE Complaints Pending At Beginning of Period	COMPLAINTS FILED and REINSTATED				COMPLAINTS DISPOSED OF				ACTIVE Complaints Pending at End of Period By AGE From Date of Complaint			
		Initiated in New Jersey	Received from other States	Reinstated	TOTAL Complaints Filed	Marked by Judge as Inactive	Other Dispositions	Disposed of By Hearing	TOTAL Disposed of	Under 1 Month	1 to 3 Months	Over 3 Months	TOTAL
Atlantic	50	666	98	185	949	56	3	752	811	52	63	73	188
Bergen	186	1,476	254	768	2,498	191	264	1,994	2,449	158	76	1	235
Burlington	231	1,432	221	8	1,661	128	308	1,226	1,662	119	111	0	230
Camden	121	2,122	229	1,449	3,800	569	1	3,078	3,648	162	108	3	273
Cape May	11	163	49	1	213	1	4	207	212	2	6	4	12
Cumberland	69	401	67	0	468	0	0	489	489	44	3	1	48
Essex	1,504	5,758	380	13,711	19,849	4,800	306	15,974	21,080	172	91	10	273
Gloucester	160	823	84	169	1,076	8	144	867	1,019	84	119	14	217
Hudson	376	2,776	248	622	3,646	476	5	3,089	3,570	266	131	55	452
Hunterdon	23	135	23	3	161	4	38	112	154	8	15	7	30
Mercer	36	1,062	96	1,097	2,255	210	6	1,898	2,114	88	89	0	177
Middlesex	288	1,245	143	2,407	3,795	108	226	3,249	3,583	135	360	5	500
Monmouth	233	1,280	146	790	2,216	0	0	2,051	2,051	99	277	22	398
Morris	59	565	93	321	979	4	7	921	932	53	42	11	106
Ocean	81	870	104	56	1,030	44	8	894	946	96	68	1	165
Passaic	84	1,486	174	0	1,660	3	0	1,675	1,678	59	7	0	66
Salem	58	452	46	0	498	0	0	509	509	44	3	0	47
Somerset	10	86	33	10	129	16	35	71	122	9	8	0	17
Sussex	59	219	55	0	274	0	68	225	293	13	20	7	40
Union	192	1,745	180	0	1,925	0	0	2,015	2,015	99	3	0	102
Warren	32	202	42	32	276	11	0	271	282	12	10	4	26
TOTAL	3,863	24,964	2,765	21,629	49,358	6,629	1,423	41,567	49,619	1,774	1,610	218	3,602
TOTAL 1 YEAR AGO	5,171	22,979	2,739	15,689	41,407	1,679	1,146	39,898	42,723	2,036	1,456	363	3,855

Source: Monthly Reports of the Clerks of the Juvenile & Domestic Relations Courts.

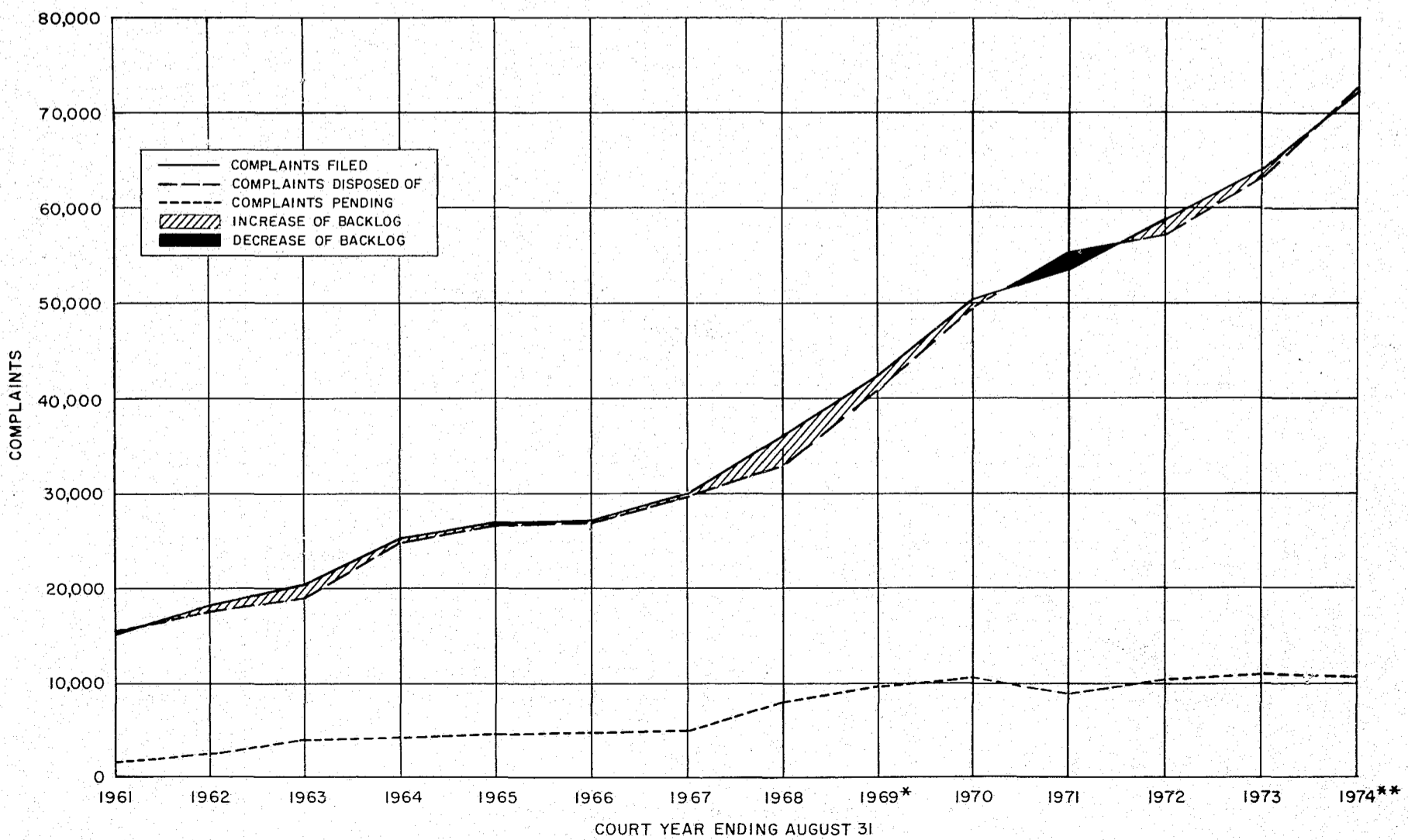
CHART NO. E-1
 JUVENILE AND DOMESTIC RELATIONS COURTS
 JUVENILE COMPLAINTS FILED AND DOMESTIC RELATIONS AND RECIPROCAL
 SUPPORT COMPLAINTS INITIATED IN NEW JERSEY AND OUT OF STATE



* JINS (JUVENILES IN NEED OF SUPERVISION) STATUTE EFFECTIVE 3/1/74
 ** DOMESTIC RELATIONS AND RECIPROCAL SUPPORT REPORTING COMBINED BEGINNING SEPTEMBER, 1969.
 *** REINSTATED CASES INCLUDED BEGINNING SEPTEMBER, 1968
 SOURCE: TABLES E-2 TO E-4

CHART NO. E-2

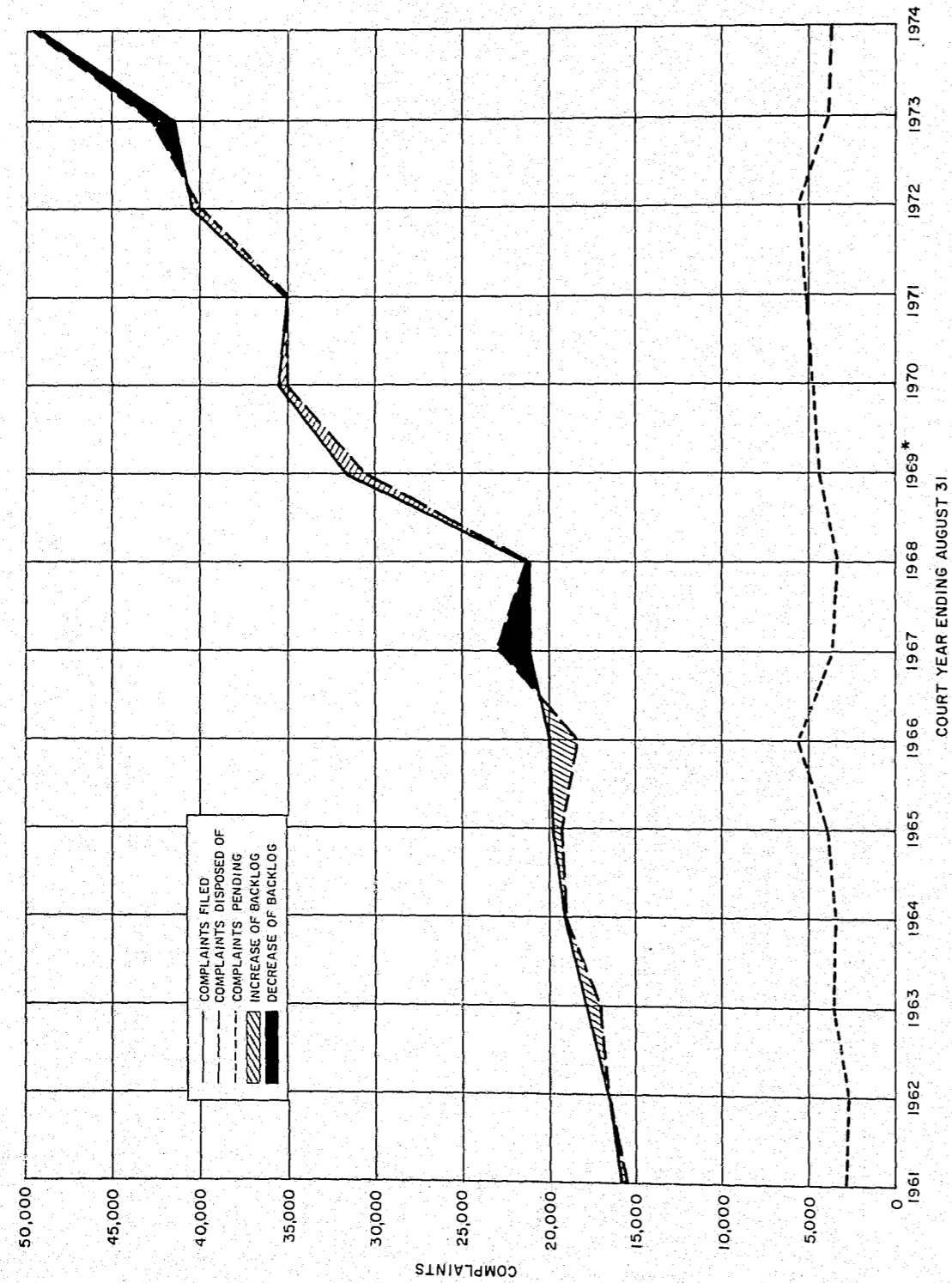
JUVENILE AND DOMESTIC RELATIONS COURTS
 JUVENILE COMPLAINTS



SOURCE: TABLE E-2

* REINSTATED CASES INCLUDED BEGINNING SEPTEMBER, 1968.
 ** INCLUDES JINS (JUVENILES IN NEED OF SUPERVISION), STATUTE EFFECTIVE MARCH 1, 1974

CHART NO. E-3
JUVENILE AND DOMESTIC RELATIONS COURTS
DOMESTIC RELATIONS AND RECIPROCAL SUPPORT COMPLAINTS



* REINSTATED CASES INCLUDED BEGINNING SEPTEMBER, 1968.
SOURCE: TABLE E-4

JUDGES OF THE COUNTY DISTRICT COURTS

ATLANTIC COUNTY

Herbert S. Jacobs, Presiding Judge

BERGEN COUNTY

Frederick W. Kuechenmeister, Presiding Judge

David B. Follender (temporarily assigned to Hudson County District Court)

Paul R. Huot

Benedict E. Lucchi

Gerald E. Monaghan (temporarily assigned to Hudson County District Court until 10/9/73)

William R. Morrison

CAMDEN COUNTY

A. Donald Bigley, Presiding Judge (until 1/8/74; appointed to Camden County Court 9/19/73)

I. V. DiMartino (effective 11/7/73), Presiding Judge (effective 1/8/74)

Frank C. Italiano (appointed to Camden County Court 12/6/73)

Mary Ellen Talbott (effective 12/10/73)

ESSEX COUNTY

Joseph F. Walsh, Presiding Judge
Nicholas Albano, Jr.
Julius A. Feinberg
William F. Harth
Howard W. Hayes
Bruno Leopizzi (Passaic County District Court Judge,
temporarily assigned)
David H. Wiener

HUDSON COUNTY

John J. McCole, Presiding Judge
Henry B. McFarland, Jr.
Mortimer Neuman

MIDDLESEX COUNTY

Richard S. Cohen, Presiding Judge (until 11/30/73;
appointed to County Court)
Robert A. Longhi, Presiding Judge (effective 11/30/73)
A. Marvin Cherin (effective 11/30/73)
J. Norris Harding (effective 12/14/73)
Joseph J. Takacs

MONMOUTH COUNTY

George A. Gray, Presiding Judge
Walter H. Gehricke

PASSAIC COUNTY

Herbert Susser, Presiding Judge
Herbert S. Alterman
Bruno R. Leopizzi (temporarily assigned to
Essex County District Court)
Ralph V. Martin

UNION COUNTY

James M. Cawley, Presiding Judge
Joseph Barbieri
John J. Callahan
William A. Dreier

COUNTY COURT JUDGES HEARING COUNTY DISTRICT COURT MATTERS

BURLINGTON COUNTY

Herman Belopolsky, Presiding Judge

Dominick J. Ferrelli (effective 1/2/74)

Paul R. Kramer

J. Gilbert Van Sciver, Jr. (appointed to Superior Court 12/3/73)

Alexander C. Wood III (appointed to Superior Court 8/5/74)

CAPE MAY COUNTY

Nathan C. Staller, Presiding Judge

CUMBERLAND COUNTY

Frank J. Testa, Presiding Judge

Harry Adler (retired 1/2/74)

William Gallner

Philip A. Gruccio (appointed to Superior Court 10/2/73)

Edward S. Miller (effective 10/5/73)

Paul R. Porreca (effective 1/3/74)

GLOUCESTER COUNTY

William B. Kramer, Presiding Judge

Ernest L. Alvino

Paul F. Cunard

R. Edward Klaisz

HUNTERDON COUNTY

Thomas J. Beetel, Presiding Judge

A. Warren Herrigel

MERCER COUNTY

Daniel A. O'Donnell, Presiding Judge

Richard J. S. Barlow, Jr.

Clifton C. Bennett

Hervey S. Moore, Jr. (effective 9/24/73)

J. Wilson Noden

Theodore T. Tams, Jr.

MORRIS COUNTY

Bertram Polow, Presiding Judge (until 1/29/74; temporarily assigned Presiding Judge, Essex County Juvenile & Domestic Relations Court)

Jacques H. Gascoyne, Acting Presiding Judge (effective 1/29/74)

Edward F. Broderick

John D. Collins

Charles M. Egan, Jr. (temporarily assigned to Essex County)

George P. Helfrich (temporarily assigned to Essex County)

OCEAN COUNTY

Mark Addison, Presiding Judge
 Robert H. Doherty, Jr.
 William H. Huber
 Harold Kaplan
 William E. O'Connor, Jr. (appointed to Superior Court 8/5/74)
 Henry H. Wiley

SALEM COUNTY

Joseph Narrow, Presiding Judge

SOMERSET COUNTY

Paul E. Feiring, Presiding Judge (until resignation 1/2/74)
 Robert E. Gaynor, Presiding Judge (effective 1/4/74)
 Wilfred P. Diana (effective 1/2/74)
 B. Thomas Leahy

SUSSEX COUNTY

Frederic G. Weber, Presiding Judge
 James M. Barry

WARREN COUNTY

Paul Aaroe, Presiding Judge
 Martin Bry-Nildsen, Jr.

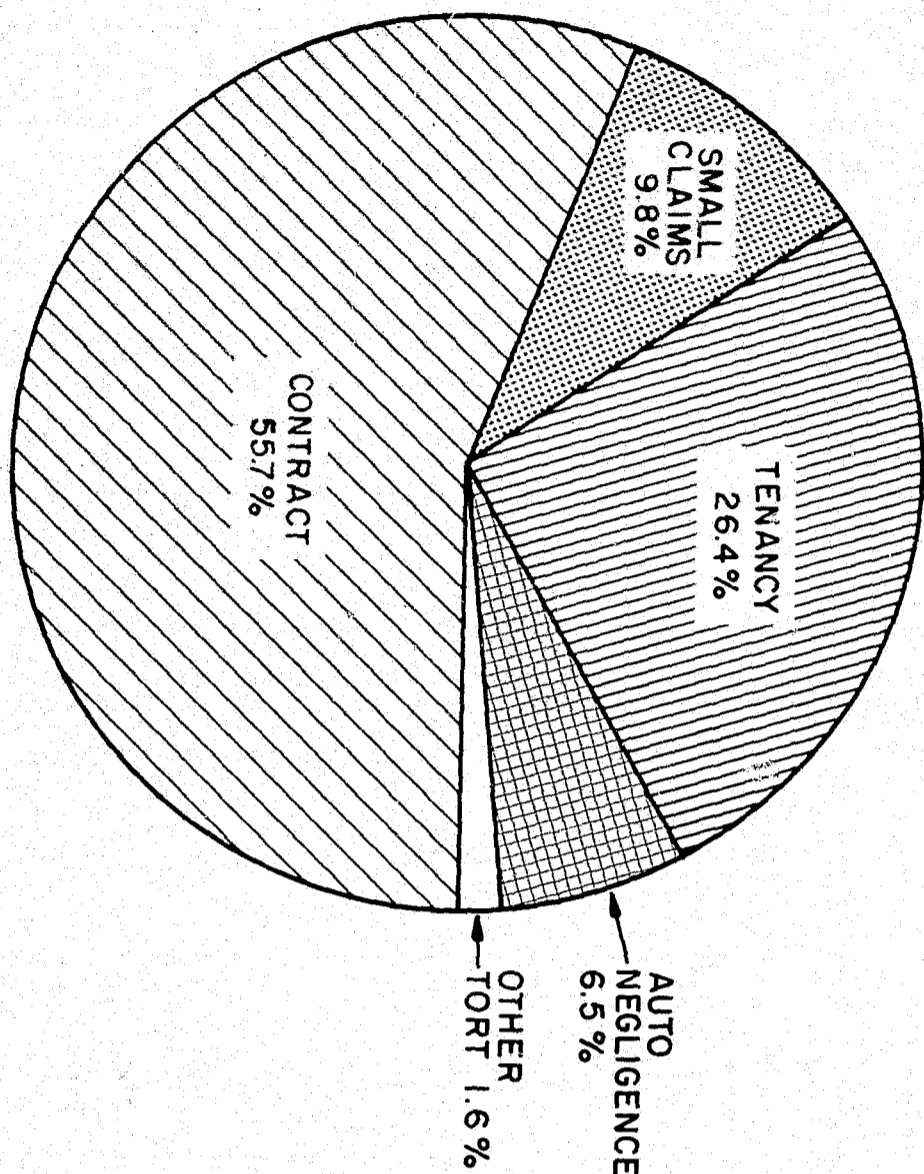
TABLE F-1
 PROCEEDINGS IN THE COUNTY DISTRICT COURTS
 CIVIL MATTERS
 SEPTEMBER 1, 1973 TO AUGUST 31, 1974

County	Motions		Settled Before Trial	Trials Commenced		* Outcome of Trials Commenced		
	Contested	Uncontested		Jury	Non-Jury	Settled During Trial	Tried to Conclusion	Mistrial
Atlantic	256	32	238	4	732	39	686	0
Bergen	789	1,111	437	75	6,813	41	6,821	3
Burlington	386	1,007	149	12	2,264	4	2,268	0
Camden	1,683	1,392	308	29	771	16	771	1
Cape May	38	176	0	2	49	2	48	0
Cumberland	422	1,611	94	6	556	5	547	0
Essex	1,270	1,719	945	253	22,456	176	22,002	4
Gloucester	221	252	1	0	307	1	299	0
Hudson	550	372	221	85	8,919	239	8,728	3
Hunterdon	21	24	1	0	352	0	351	0
Mercer	92	315	71	37	881	14	868	0
Middlesex	243	396	453	21	3,760	2	3,767	0
Monmouth	194	115	348	4	1,955	82	1,867	0
Morris	59	244	27	31	871	9	870	7
Ocean	55	197	67	26	1,301	4	1,315	1
Passaic	327	606	659	81	5,782	31	5,805	0
Salem	4	583	7	1	60	1	59	0
Somerset	45	104	4	8	708	8	706	0
Sussex	57	82	8	4	397	3	396	0
Union	369	316	480	26	2,563	101	2,429	1
Warren	17	8	1	4	162	3	163	0
TOTAL	7,098	10,662	4,519	709	61,659	781	60,766	20
TOTAL 1 YEAR AGO	7,286	11,704	6,977	948	64,392	3,087	61,912	27

Hours in Conduct of Court:	1973-74	1972-73
Hours on Bench	22,444	21,697
Hours in Settlement Conferences	1,940	2,123
Total Hours	24,384	23,820

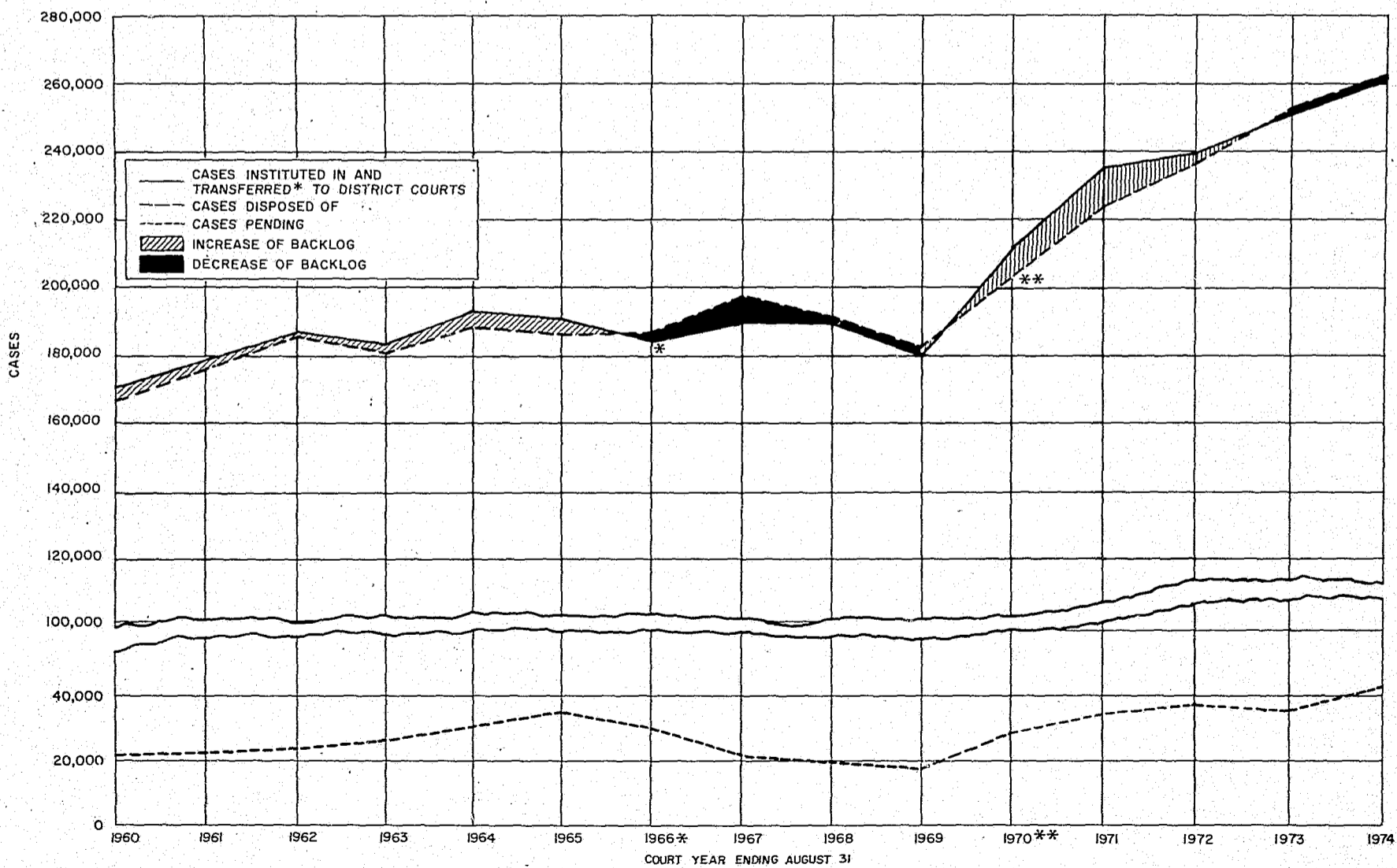
*Does not include trials continued from one week to another.
 Source: Weekly reports of the Judges.

CHART NO. F-1
 COUNTY DISTRICT COURTS
 TYPES OF COMPLAINTS FILED
 1973-74



SOURCE: TABLE F-2

CHART NO. F-2
 COUNTY DISTRICT COURTS



* TRANSFER PROGRAM TERMINATED BY SUPREME COURT 1/12/66.
 ** BEGINNING SEPTEMBER 1, 1969 THE UNIT OF THE COUNT IS THE COMPLAINT. IN PRIOR YEARS "CASES ADDED TO THE CALENDAR" WERE COUNTED UPON THE FILING OF AN ANSWER TO THE COMPLAINT. DISPOSITIONS INCLUDE MANY DEFAULT JUDGEMENTS AND INACTIVE COMPLAINTS REMOVED FROM THE CALENDAR.
 SOURCE: TABLE F-2

TABLE F-2
 COUNTY DISTRICT COURTS
 COMPLAINTS ADDED, DISPOSED OF AND PENDING

Atlantic to Hunterdon										
September 1, 1973 to August 31, 1974										
	Atlantic	Bergen	Burlington	Camden	Cape May	Cumberland	Essex	Hudson	Hunterdon	
Complaints Pending September 1, 1973										
Auto Negligence	114	2,009	77	473	18	110	1,056	181	1,053	24
Other Tort	44	454	43	35	13	24	310	10	351	6
Contract	415	7,231	326	1,400	159	471	3,193	1,009	3,205	299
Small Claims, including Auto Tenancy	26	225	191	1,186	50	103	71	217	111	111
Tenancy	57	95	86	129	5	57	725	167	167	12
TOTAL	656	10,014	723	2,223	245	765	5,355	1,258	5,093	445
New Complaints Filed, including complaints transferred from other courts or counties										
Auto Negligence	311	1,608	375	859	50	221	3,590	232	2,029	59
Other Tort	109	399	148	54	20	39	763	10	621	16
Contract	3,068	14,551	4,600	7,568	943	2,592	25,497	2,503	10,284	1,000
Small Claims, including Auto Tenancy	639	3,536	972	1,821	321	837	2,552	366	1,775	175
Tenancy	1,434	3,173	1,196	3,449	73	559	20,699	562	11,516	88
TOTAL	5,561	23,267	7,291	13,451	1,407	4,248	53,101	3,973	26,371	1,941
Inactive Complaints Restored										
Auto Negligence	12	383	12	6	5	1	2,282	0	673	8
Other Tort	8	119	3	0	2	0	681	0	267	0
Contract	38	1,346	36	14	50	0	1,539	0	323	0
Small Claims, including Auto Tenancy	0	161	0	0	0	0	0	0	81	0
Tenancy	0	10	0	49	0	0	0	0	50	0
TOTAL	58	2,019	51	69	59	1	4,502	0	1,344	19
Total Complaints Added										
Auto Negligence	323	1,991	387	865	55	222	5,872	232	2,702	67
Other Tort	117	518	151	54	22	39	1,444	10	888	16
Contract	3,166	15,897	4,636	7,582	993	2,592	27,036	2,503	10,284	1,000
Small Claims, including Auto Tenancy	639	3,697	972	1,821	321	837	2,552	366	1,775	175
Tenancy	1,434	3,183	1,196	3,498	73	559	20,699	562	11,566	88
TOTAL	5,619	25,286	7,342	13,520	1,466	4,249	57,603	3,973	27,715	1,960
Total Calendar for 1973-74										
Auto Negligence	437	4,000	464	1,338	72	132	6,928	413	3,755	91
Other Tort	161	972	194	89	35	53	1,754	10	1,239	16
Contract	3,521	23,128	4,962	8,982	1,152	3,052	30,329	3,612	13,922	1,011
Small Claims, including Auto Tenancy	665	3,922	1,163	1,707	372	900	2,623	604	2,159	186
Tenancy	1,491	3,278	1,282	3,627	78	616	21,421	562	11,511	91
TOTAL	6,275	35,300	8,065	15,743	1,711	5,014	62,956	5,231	32,808	2,305
Complaints Disposed Of										
Auto Negligence	336	3,304	340	880	61	101	6,184	272	2,956	67
Other Tort	114	780	141	55	27	42	1,523	10	910	17
Contract	3,020	19,457	4,079	6,629	978	2,477	24,177	2,800	10,037	1,000
Small Claims, including Auto Tenancy	634	3,458	847	1,160	113	861	3,567	514	1,865	183
Tenancy	1,464	3,103	1,211	3,442	71	556	20,406	544	11,204	85
TOTAL	5,567	30,192	6,618	12,166	1,450	4,198	57,807	4,725	28,011	1,897
Complaints Pending August 31, 1974										
Auto Negligence	102	606	124	458	12	91	744	140	799	24
Other Tort	47	192	53	34	8	10	221	15	200	0
Contract	501	3,671	883	2,353	174	436	3,102	773	2,985	280
Small Claims, including Auto Tenancy	31	464	316	517	60	39	294	60	294	191
Tenancy	27	175	71	185	7	60	1,018	18	429	6
TOTAL	708	5,108	1,447	3,577	261	816	5,151	1,006	4,797	513

Source: Monthly reports of the Clerks of the County District Courts

TABLE F-2 Page 2

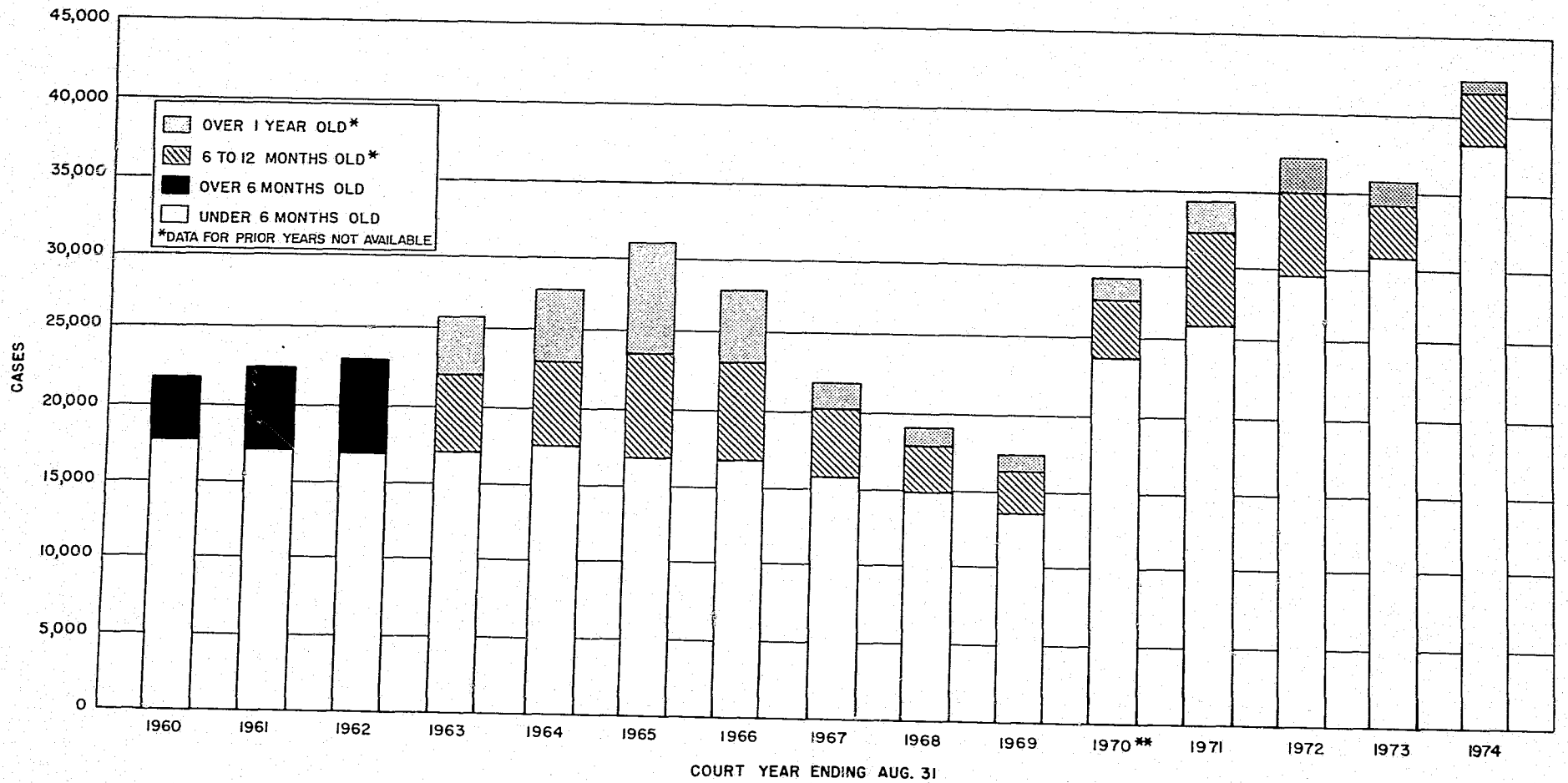
Mercer to Warren													
	Mercer	Middlesex	Monmouth	Morris	Ocean	Passaic	Salem	Somerset	Sussex	Union	Warren	State Totals	Totals 1 Year Ago
Complaints Pending September 1, 1973													
Auto Negligence	149	903	386	102	163	444	26	68	36	445	10	7,847	7,885
Other Tort	29	103	48	23	24	112	14	17	17	99	6	1,772	1,226
Contract	561	3,656	2,391	1,376	1,045	1,295	150	251	263	1,526	73	30,315	22,219
Small Claims, including Auto Tenancy	109	59	61	109	208	167	150	40	104	0	0	2,334	2,275
Tenancy	220	150	51	49	29	33	6	11	3	233	7	2,116	2,498
TOTAL	1,068	4,871	2,937	1,659	1,469	2,051	346	384	423	2,303	96	44,384	37,103
New Complaints Filed, including complaints transferred from other courts or counties													
Auto Negligence	556	1,270	777	521	362	1,274	58	275	104	1,361	56	15,948	20,292
Other Tort	63	290	267	116	182	261	16	34	17	328	18	3,791	4,023
Contract	5,266	10,068	8,902	6,323	5,103	8,946	954	3,177	1,685	11,838	908	136,259	127,198
Small Claims, including Auto Tenancy	1,052	1,847	1,489	954	1,244	1,680	1,386	852	404	0	0	24,088	22,883
Tenancy	3,750	4,351	2,111	1,063	1,074	5,599	137	516	172	2,755	214	64,491	60,854
TOTAL	10,687	17,826	13,546	8,977	7,965	17,760	2,491	4,854	2,382	16,282	1,196	244,577	235,250
Inactive Complaints Restored													
Auto Negligence	78	4	556	9	0	726	14	36	0	235	8	5,048	6,333
Other Tort	6	0	121	21	0	162	12	18	0	70	2	1,474	1,567
Contract	67	12	1,920	0	0	3,258	76	69	0	223	0	9,016	6,848
Small Claims, including Auto Tenancy	2	0	0	0	0	191	20	0	0	0	0	397	315
Tenancy	0	0	0	0	0	43	0	0	0	0	0	152	1,430
TOTAL	153	16	2,597	31	0	4,380	122	123	1	528	14	16,087	16,493
Total Complaints Added													
Auto Negligence	634	1,274	1,333	530	362	2,000	72	311	104	1,596	64	20,996	26,625
Other Tort	69	290	388	117	182	423	28	52	17	398	20	5,265	5,590
Contract	5,333	10,080	10,822	6,344	5,103	12,204	1,030	3,246	1,686	12,061	912	145,275	134,046
Small Claims, including Auto Tenancy	1,054	1,847	1,489	954	1,244	1,871	1,346	852	404	0	0	24,485	23,188
Tenancy	3,750	4,351	2,111	1,063	1,074	5,642	137	516	172	2,755	214	64,643	62,284
TOTAL	10,840	17,842	16,143	9,008	7,965	22,140	2,613	4,977	2,383	16,810	1,210	260,664	251,743
Total Calendar for 1973-74													
Auto Negligence	783	2,177	1,719	632	525	2,444	98	379	140	2,041	74	28,843	34,510
Other Tort	98	393	436	140	206	535	33	60	34	497	26	7,037	7,816
Contract	5,894	13,736	13,213	7,720	6,148	13,499	1,180	3,497	1,949	13,587	985	175,590	156,265
Small Claims, including Auto Tenancy	1,163	1,906	1,550	1,063	1,452	2,038	1,505	897	508	0	0	28,619	25,473
Tenancy	3,970	4,501	2,162	1,112	1,103	5,675	143	524	175	2,988	221	66,759	64,782
TOTAL	11,908	22,713	19,080	10,667	9,434	24,191	2,959	5,361	2,806	19,113	1,306	305,048	288,846
Complaints Disposed Of													
Auto Negligence	610	1,235	1,588	516	388	2,124	83	315	109	1,621	58	23,378	28,399
Other Tort	75	305	363	121	130	438	31	49	25	365	17	5,613	6,329
Contract	4,897	8,948	11,861	6,328	4,845	12,147	1,021	3,103	1,586	11,676	852	146,138	132,574
Small Claims, including Auto Tenancy	1,073	1,814	1,506	947	1,193	1,884	1,372	887	409	0	0	23,746	23,329
Tenancy	3,796	4,270	2,089	1,045	1,038	5,631	133	504	163	2,883	219	63,957	62,646
TOTAL	10,451	16,572	17,407	8,957	7,594	22,224	2,640	4,858	2,292	16,565	1,146	262,832	253,277
Complaints Pending August 31, 1974													
Auto Negligence	173	942	131	116	137	320	15	64	31	420	16	5,466	6,111
Other Tort	23	88	73	19	76	97	2	17	9	112	9	1,424	1,487
Contract	997	4,788	1,352	1,392	1,303	1,352	159	394	363	1,911	133	29,452	23,691
Small Claims, including Auto Tenancy	90	92	44	116	259	154	133	5	99	0	0	3,073	2,144
Tenancy	174	231	73	67	65	44	10	23	12	105	2	2,802	2,136
TOTAL	1,457	6,141	1,673	1,710	1,840	1,967	319	503	514	2,548	160	42,216	35,569

TABLE F-4
COUNTY DISTRICT COURTS
MANNER OF DISPOSITION

Atlantic to Hunterdon										Mercer to Warren													
September 1, 1973 to August 31, 1974																							
	Atlantic	Bergen	Burlington	Camden	Cape May	Cumberland	Essex	Gloucester	Hudson	Hunterdon	Mercer	Middlesex	Monmouth	Morris	Ocean	Passaic	Salem	Somerset	Sussex	Union	Warren	State Totals	Totals 1 Year Ago
COMPLAINTS DISPOSED OF BY TRIAL																							
Jury Trials Commenced:																							
Partially Tried	1	6	0	2	0	0	0	0	10	0	0	1	1	0	12	3	1	0	0	0	0	41	78
Auto Negligence	1	0	0	1	0	0	0	0	4	0	0	1	1	0	2	3	1	0	0	0	17	34	
Other Tort	0	0	0	0	0	0	0	0	4	0	0	0	0	0	0	0	0	0	0	0	24	28	
Contract	0	0	0	0	0	0	0	0	0	0	0	0	0	0	0	0	0	0	0	0	0	0	
Small Claims, including Auto Tenancy	0	0	0	0	0	0	0	0	0	0	0	0	0	0	0	0	0	0	0	0	0	0	
TOTAL	2	11	0	3	0	0	0	0	18	0	1	5	9	0	16	6	3	0	0	0	82	141	
Tried To Completion																							
Auto Negligence	8	98	5	16	1	0	114	7	34	0	26	18	3	10	46	4	2	3	5	0	409	646	
Other Tort	0	24	2	2	0	0	26	2	7	0	5	6	0	0	6	0	1	3	0	0	82	133	
Contract	2	26	1	3	1	6	34	1	4	0	5	3	0	0	13	0	0	1	0	0	121	109	
Small Claims, including Auto Tenancy	0	0	0	0	0	0	0	0	0	0	0	0	0	0	0	0	0	0	0	0	502	14	
TOTAL	10	148	8	21	2	6	174	10	45	0	31	23	22	11	65	4	6	6	6	4	1,124	2,238	
Non-Jury Trials Commenced:																							
Partially Tried																							
Auto Negligence	3	6	0	2	0	0	0	0	17	3	0	23	0	0	4	3	0	0	0	0	0	64	124
Other Tort	0	6	0	0	0	0	0	0	11	1	0	10	0	0	3	0	0	0	0	0	35	49	
Contract	16	37	0	1	1	0	0	0	56	8	0	100	0	0	21	24	1	0	0	0	286	367	
Small Claims, including Auto Tenancy	0	182	0	0	0	0	0	0	74	0	0	274	0	0	0	0	0	0	0	0	537	343	
TOTAL	19	368	0	67	1	0	0	0	191	12	5	1,276	13	1	28	30	2	2	0	0	2,027	1,435	
Tried To Completion																							
Auto Negligence	13	119	17	22	4	34	674	17	267	2	63	49	29	20	66	3	24	6	174	3	1,655	2,078	
Other Tort	7	50	12	2	1	6	93	2	91	2	3	16	10	11	18	0	0	0	51	0	400	410	
Contract	74	562	82	117	24	41	1,854	57	299	22	131	166	137	143	188	21	0	34	465	44	4,741	4,791	
Small Claims, including Auto Tenancy	159	1,229	138	288	19	757	2,567	78	640	50	424	2,678	362	589	2,976	27	307	91	839	115	9,755	9,941	
TOTAL	670	3,140	548	835	48	1,337	20,284	320	7,827	133	847	4,213	1,288	1,179	3,974	27	658	133	1,529	165	49,978	61,093	
COMPLAINTS DISPOSED OF WITHOUT TRIAL																							
Judgments By Default																							
Auto Negligence	221	979	152	281	41	0	2,292	112	1,243	4	255	203	501	194	128	285	41	20	0	944	22	7,918	10,072
Other Tort	66	212	64	22	12	0	468	2	389	1	30	20	120	28	66	13	5	0	0	201	10	1,795	1,924
Contract	2,512	11,188	3,044	3,886	827	2,040	19,825	2,077	7,422	734	4,043	5,774	6,155	4,297	2,837	4,873	761	1,586	1,261	684	9,912	95,738	
Small Claims, including Auto Tenancy	365	162	339	316	222	124	0	134	394	57	518	0	0	170	0	0	834	34	0	0	9	3,787	3,709
TOTAL	3,961	12,611	4,213	6,718	1,173	2,214	22,585	2,528	10,172	796	7,358	5,997	6,776	4,818	3,031	5,258	1,751	1,645	1,379	11,057	725	116,766	111,304
Settled, Dismissed or Discontinued By Dismissal of Inactive Cases																							
Auto Negligence	1	949	21	64	0	0	0	52	620	5	39	122	435	90	54	926	2	28	0	0	12	3,420	3,042
Other Tort	0	110	1	0	0	0	0	0	0	0	3	4	50	10	156	0	0	0	0	0	0	457	426
Contract	5	4,360	429	589	0	0	0	384	2,362	146	53	868	2,106	983	765	5,469	2	81	0	2	18,604	12,485	
Small Claims, including Auto Tenancy	0	8	0	23	0	0	0	69	414	76	0	0	0	0	0	0	0	27	79	0	4	1,375	6
TOTAL	6	5,427	451	676	0	0	0	505	3,842	230	95	994	2,591	1,240	7,019	41	163	79	0	18	24,441	17,334	
Before Trial Date																							
Auto Negligence	34	257	67	237	9	105	1,722	51	28	41	114	483	501	97	37	178	9	168	9	196	12	4,355	5,787
Other Tort	23	77	23	16	7	21	441	17	13	8	14	195	130	42	18	31	2	35	8	56	3	1,179	1,563
Contract	170	945	243	1,350	78	213	3,037	229	43	338	351	1,478	3,129	580	496	604	2	985	138	86	15,202	14,775	
Small Claims, including Auto Tenancy	11	354	120	22	24	0	0	145	20	152	59	0	358	259	293	185	174	494	166	0	0	2,836	2,792
TOTAL	250	1,871	527	1,692	118	339	5,200	511	129	556	652	2,156	4,417	1,403	957	1,789	211	1,907	358	1,119	132	26,294	27,576
On Trial Date																							
Auto Negligence	44	815	64	209	5	97	1,382	18	667	8	98	200	75	92	37	550	5	1	18	261	7	4,653	5,102
Other Tort	11	270	33	12	6	16	495	2	312	3	22	53	34	20	22	151	3	0	4	67	0	1,536	1,635
Contract	214	2,214	263	645	40	176	2,377	80	720	73	299	512	227	270	530	940	11	11	112	29	10,306	9,178	
Small Claims, including Auto Tenancy	99	1,501	250	510	46	0	0	118	322	57	266	467	286	97	245	493	38	0	44	0	0	4,380	4,578
TOTAL	602	6,266	834	2,065	97	289	9,564	323	5,632	149	1,430	1,240	1,045	605	1,160	3,961	69	213	1,863	95	17,528	29,997	
Placed on Inactive List or Transferred																							
Auto Negligence	10	165	14	47	1	5	0	16	70	4	15	156	0	4	57	13	71	73	38	2	863	1,470	
Other Tort	6	28	6	0	1	0	0	0	0	0	3	14	1	3	5	11	0	11	9	0	112	155	
Contract	27	123	17	38	7	1	0	0	8	2	11	142	1	72	37	176	329	38	37	0	366	1,164	
Small Claims, including Auto Tenancy	4	22	0	1	2	0	0	0	27	1	2	0	0	3	12	297	25	0	0	0	146	577	
TOTAL	47	350	37	89	11	13	0	26	155	15	32	313	2	24	114	501	472	122	84	5	2,603	3,470	
TOTAL COMPLAINTS DISPOSED OF																							
Auto Negligence	335	3,304	340	880	61	241	6,184	273	2,956	67	610	1,235	1,588	516	388	2,124	83	315	109	1,621	58	23,378	28,399
Other Tort	114	780	141	55	27	43	1,523	25	949	17	75	305	363	121	130	438	49	25	385	17	17	5,613	6,329
Contract	3,020	19,457	4,079	6,629	978	2,477	27,127	2,839	10,937	1,331	4,897	8,948	11,861	6,328	4,845	12,147	1,021	3,103	1,586	11,676	852	146,138	132,574
Small Claims, including Auto Tenancy	684	3,458	847	1,160	313	881	2,567	514	1,865	382	1,073	1,814	1,506	947	1,193	1,884	1,372	887	163	2,883	0	23,716	23,329
TOTAL	5,567	30,192	6,618	12,166	1,450	4,198	57,807	4,225	28,011	1,892	10,451	16,572	17,407	8,957	7,594	22,224	2,640	4,858	2,292	16,565	1,146	262,832	253,277

Source: Monthly reports of the Clerks of the County District Courts

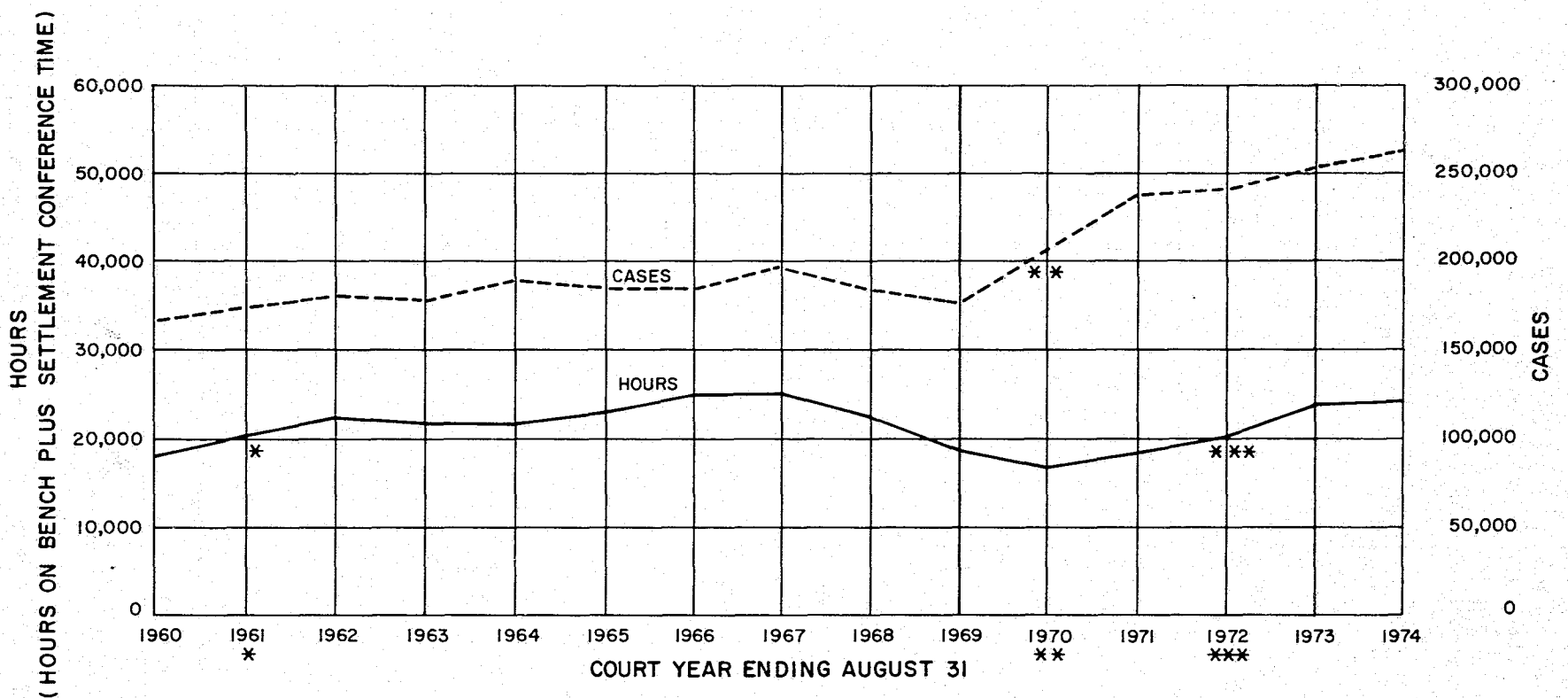
CHART NO. F-3
 COUNTY DISTRICT COURTS
 AGES OF ACTIVE CASES PENDING
 COURT YEARS ENDING AUGUST 31, 1960 TO 1974



SOURCE: TABLE F-3

**BEGINNING SEPTEMBER 1, 1969 THE UNIT OF THE COUNT IS THE COMPLAINT. IN PRIOR YEARS "CASES" WERE COUNTED UPON THE FILING OF AN ANSWER TO THE COMPLAINT.

CHART NO. F-4
 COUNTY DISTRICT COURTS
 HOURS IN COURT COMPARED WITH CIVIL CASES DISPOSED OF



* COURT HOURS EXTENDED IN ALL COUNTIES COMMENCING MARCH 1961.
 ** BECAUSE OF A CHANGE IN THE REPORTING SYSTEM EFFECTIVE SEPTEMBER 1, 1969 DISPOSITIONS INCLUDE MANY DEFAULT JUDGMENTS AND INACTIVE COMPLAINTS REMOVED FROM THE CALENDAR.
 *** COURT HOURS EXTENDED IN ALL COUNTIES COMMENCING JANUARY 31, 1972 AND CONTINUED TO DATE.

SOURCE: TABLE F-2 AND JUDGES WEEKLY REPORTS

TABLE F-5
 County District Courts - Civil Cases *
 Median Period from Complaint to Trial
 March, 1974 Compared With March, 1973

County	Number of Cases	March, 1974			March, 1973			
		Median Period			Median Period			
		Jury	Non-Jury	Total	Jury	Non-Jury	Total	
Atlantic	16	-	7m22d	7m22d	7	8m12d	9m11d	8m12d
Bergen	77	13m2d	9m23d	10m10d	40	15m0d	14m8d	14m14d
Burlington	12	11m27d	9m1d	9m3d	14	10m25d	6m25d	7m0d
Camden	36	22m3d	16m18d	17m22d	9	18m26d	21m8d	19m6d
Cape May	-	-	-	-	1	16m3d	-	16m3d
Cumberland	2	-	16m5d	16m5d	4	6m27d	3m5d	5m1d
Essex	73	6m17d	4m25d	5m9d	98	8m18d	6m17d	7m9d
Gloucester	2	-	6m17d	6m17d	10	18m26d	7m7d	12m21d
Hudson	48	7m4d	5m27d	6m8d	65	7m13d	6m1d	6m5d
Hunterdon	2	-	10m12d	10m12d	0	-	-	-
Mercer	30	7m21d	4m28d	5m22d	17	9m0d	5m28d	6m2d
Middlesex	92	-	8m10d	8m10d	88	-	6m9d	6m9d
Monmouth	24	-	7m13d	7m13d	15	8m26d	7m8d	8m8d
Morris	9	-	4m19d	4m19d	34	6m10d	4m21d	4m28d
Ocean	25	-	5m21d	5m21d	24	3m17d	3m7d	3m8d
Passaic	33	9m9d	4m13d	4m15d	69	9m0d	6m17d	7m7d
Salem	3	-	8m20d	8m20d	4	12m7d	24m19d	20m16d
Somerset	-	-	-	-	11	6m20d	4m3d	4m10d
Sussex	1	-	9m8d	9m8d	9	-	5m4d	5m4d
Union	29	14m18d	5m10d	5m11d	44	8m29d	5m22d	6m0d
Warren	5	8m12d	5m5d	7m21d	9	-	4m28d	4m28d
TOTAL	519	8m18d	7m26d	7m27d	572	9m12d	6m9d	6m17d

* Excluding small claims and tenancy.

TABLE F-6 Page 1
 COUNTY DISTRICT COURTS - COMPLAINTS ON WHICH TRIALS COMMENCED DURING OCTOBER 1973*

County	No. of Cases Tried	Period from Complaint to Answer			Period from Answer to Pretrial			Period from Pretrial to Trial			Period from Complaint to Trial		
		Mean	Median	Range	Mean	Median	Range	Mean	Median	Range	Mean	Median	Range
Atlantic	3	1m 6d	1m 2d	1m 2d-1m13d							21m21d	17m25d	17m1d-33m27d
Non-Jury	14	4m 5d	0m24d	0m 4d-25m13d							11m 6d	9m20d	3m15d-27m 1d
Combined	17	3m19d	1m 2d	0m 4d-25m13d							13m 2d	12m 9d	3m15d-33m27d
Bergen	17	1m11d	0m26d	0m11d-5m25d							12m28d	11m24d	8m15d-21m28d
Non-Jury	53	1m 4d	0m21d	0m 1d-6m10d							9m24d	9m 7d	0m11d-24m14d
Combined	70	1m 6d	0m21d	0m 1d-6m10d							10m17d	9m22d	0m11d-24m14d
Burlington	1	1m11d	1m11d	1m11d							12m26d	12m26d	12m26d
Non-Jury	11	0m28d	0m20d	0m 5d-2m 5d							8m26d	8m17d	7m10d-12m28d
Combined	12	0m29d	0m24d	0m 5d-2m 5d							9m 6d	8m20d	7m10d-12m28d
Camden	2	1m 2d	1m 2d	0m22d-1m12d							18m10d	18m10d	16m18d-20m 2d
Non-Jury	0	-	-	-							-	-	-
Combined	2	1m 2d	1m 2d	0m22d-1m12d							18m10d	18m10d	16m18d-20m 2d
Cape May	0	-	-	-							-	-	-
Non-Jury	1	0m 8d	0m 8d	0m 8d							6m28d	6m28d	6m28d
Combined	1	0m 8d	0m 8d	0m 8d							6m28d	6m28d	6m28d

*Excluding Small Claims and Tenancy.

TABLE F-6 Page 2

COUNTY DISTRICT COURTS - COMPLAINTS ON WHICH TRIALS COMMENCED DURING OCTOBER 1973*

County	No. of Cases Tried	Period from Complaint to Answer			Period from Answer to Pretrial			Period from Pretrial to Trial			Period from Complaint to Trial		
		Mean	Median	Range	Mean	Median	Range	Mean	Median	Range	Mean	Median	Range
<u>Cumberland</u> Jury	0	-	-	-									
Non-Jury	7	1m21d	1m16d	0m 7d-4m 5d							9m 0d	9m24d	3m19d-15m26d
Combined	7	1m21d	1m16d	0m 7d-4m 5d							9m 0d	9m24d	3m19d-15m26d
<u>Essex</u> Jury	33	2m18d	1m24d	0m 9d-12m22d							12m 3d	8m22d	4m11d-44m26d
Non-Jury	77	2m16d	0m27d	0m 0d-22m 3d							7m 1d	6m 0d	2m14d-23m29d
Combined	110	2m17d	1m 0d	0m 0d-22m 3d							8m17d	6m15d	2m14d-44m26d
<u>Gloucester</u> Jury	4	2m19d	1m 1d	0m27d-7m15d							16m 5d	15m16d	12m19d-20m28d
Non-Jury	11	2m16d	1m24d	0m18d-6m24d							7m21d	5m15d	3m15d-23m22d
Combined	15	2m17d	1m18d	0m18d-7m15d							9m29d	7m 1d	3m15d-23m22d
<u>Hudson</u> Jury	5	2m 0d	0m27d	0m 5d-4m16d							8m17d	7m12d	6m14d-12m27d
Non-Jury	62	3m15d	2m 8d	0m 0d-37m22d							9m23d	7m 9d	3m 0d-39m22d
Combined	67	3m12d	2m 4d	0m 0d-37m22d							9m20d	7m11d	3m 0d-39m22d
<u>Hunterdon</u> Jury	0	-	-	-									
Non-Jury	7	5m 9d	0m28d	0m 9d-25m 7d							12m19d	6m19d	6m 2d-25m14d
Combined	7	5m 9d	0m28d	0m 9d-25m 7d							12m19d	6m19d	6m 2d-25m14d

*Excluding Small Claims and Tenancy.

TABLE F-6 Page 3

COUNTY DISTRICT COURTS - COMPLAINTS ON WHICH TRIALS COMMENCED DURING OCTOBER 1973*

County	No. of Cases Tried	Period from Complaint to Answer			Period from Answer to Pretrial			Period from Pretrial to Trial			Period from Complaint to Trial		
		Mean	Median	Range	Mean	Median	Range	Mean	Median	Range	Mean	Median	Range
<u>Mercer</u> Jury	2	1m 5d	1m 5d	0m27d-1m13d							9m 1d	9m 1d	7m25d-10m 8d
Non-Jury	22	1m10d	0m22d	0m 2d-7m10d							7m 6d	4m16d	2m 2d-35m10d
Combined	24	1m10d	0m23d	0m 2d-7m10d							7m10d	5m 4d	2m 2d-35m10d
<u>Middlesex</u> Jury	0	-	-	-									
Non-Jury	93	1m20d	0m25d	0m 6d-17m10d							8m20d	8m11d	1m19d-19m12d
Combined	93	1m20d	0m25d	0m 6d-17m10d							8m20d	8m11d	1m19d-19m12d
<u>Monmouth</u> Jury	0	-	-	-									
Non-Jury	22	2m 8d	1m14d	0m 3d-13m 3d							7m 3d	6m25d	4m17d-13m23d
Combined	22	2m 8d	1m14d	0m 3d-13m 3d							7m 3d	6m25d	4m17d-13m23d
<u>Morris</u> Jury	2	1m24d	1m24d	1m 0d-2m19d							8m14d	8m14d	7m25d-9m 3d
Non-Jury	27	2m 1d	0m28d	0m 5d-18m 9d							6m 3d	3m27d	1m12d-52m22d
Combined	29	2m 1d	1m 0d	0m 5d-18m 9d							6m 8d	4m 1d	1m12d-52m22d
<u>Ocean</u> Jury	1	0m20d	0m20d	0m20d							8m 8d	8m 8d	8m 8d
Non-Jury	12	0m27d	0m21d	0m 8d-1m28d							6m 9d	4m23d	3m29d-15m29d
Combined	13	0m26d	0m20d	0m 8d-1m28d							6m14d	4m24d	3m29d-15m29d

*Excluding Small Claims and Tenancy.

TABLE F-6 Page 4

COUNTY DISTRICT COURTS - COMPLAINTS ON WHICH TRIALS COMMENCED DURING OCTOBER 1973*

County	No. of Cases Tried	Period from Complaint to Answer			Period from Answer to Pretrial			Period from Pretrial to Trial			Period from Complaint to Trial		
		Mean	Median	Range	Mean	Median	Range	Mean	Median	Range	Mean	Median	Range
<u>Passaic</u> Jury	13	1m22d	1m18d	0m15d-5m 0d							6m14d	6m15d	3m21d-9m 1d
Non-Jury	38	2m23d	1m 1d	0m 3d-36m16d							6m23d	4m26d	2m18d-41m15d
Combined	51	2m15d	1m 3d	0m 3d-36m16d							6m20d	5m27d	2m18d-41m15d
<u>Salem</u> Jury	1	1m 4d	1m 4d	1m 4d							6m 9d	6m 9d	6m 9d
Non-Jury	0	-	-	-							-	-	-
Combined	1	1m 4d	1m 4d	1m 4d							6m 9d	6m 9d	6m 9d
<u>Somerset</u> Jury	1	0m15d	0m15d	0m15d							6m 4d	6m 4d	6m 4d
Non-Jury	17	1m 1d	0m20d	0m 8d-3m13d							6m 5d	5m28d	4m17d-9m19d
Combined	18	1m 0d	0m20d	0m 8d-3m13d							6m 5d	6m 1d	4m17d-9m19d
<u>Sussex</u> Jury	0	-	-	-							-	-	-
Non-Jury	4	1m10d	0m28d	0m18d-2m25d							9m21d	9m27d	7m13d-11m17d
Combined	4	1m10d	0m28d	0m18d-2m25d							9m21d	9m27d	7m13d-11m17d
<u>Union</u> Jury	1	1m 2d	1m 2d	1m 2d							7m22d	7m22d	7m22d
Non-Jury	39	1m11d	1m 2d	0m 7d-7m 4d							6m 7d	6m17d	2m 2d-14m10d
Combined	40	1m11d	1m 2d	0m 7d-7m 4d							6m 9d	6m17d	2m 2d-14m10d

No Pretrials

*Excluding Small Claims and Tenancy.

TABLE F-6 Page 5

COUNTY DISTRICT COURTS - COMPLAINTS ON WHICH TRIALS COMMENCED DURING OCTOBER 1973*

County	No. of Cases Tried	Period from Complaint to Answer			Period from Answer to Pretrial			Period from Pretrial to Trial			Period from Complaint to Trial		
		Mean	Median	Range	Mean	Median	Range	Mean	Median	Range	Mean	Median	Range
<u>Warren</u> Jury	2	0m29d	0m29d	0m20d-1m 8d							15m14d	15m14d	14m28d-16m 1d
Non-Jury	5	0m23d	0m17d	0m 7d-1m11d							5m14d	5m22d	2m24d-7m 3d
Combined	7	0m25d	0m20d	0m 7d-1m11d							8m10d	6m 2d	2m24d-16m 1d
<u>8 Largest Counties</u> Jury	71	2m 1d	1m 6d	0m 5d-12m22d							11m 4d	8m24d	3m21d-44m26d
Non-Jury	384	2m 6d	0m28d	0m 0d-37m22d							8m 4d	7m19d	0m11d-41m15d
Combined	455	2m 5d	1m 0d	0m 0d-37m22d							8m18d	7m27d	0m11d-44m26d
<u>13 Remaining Counties</u> Jury	17	1m15d	1m 2d	0m15d-7m15d							13m15d	12m26d	6m 4d-33m27d
Non-Jury	138	1m28d	0m25d	0m 2d-25m13d							7m22d	6m 1d	1m12d-52m22d
Combined	155	1m27d	0m27d	0m 2d-25m13d							8m11d	6m13d	1m12d-52m22d
<u>State</u> Jury	88	1m28d	1m 4d	0m 5d-12m22d							11m18d	9m15d	3m21d-44m26d
Non-Jury	522	2m 4d	0m28d	0m 0d-37m22d							8m 1d	7m10d	0m11d-52m22d
Combined	610	2m 3d	0m28d	0m 0d-37m22d							8m16d	7m16d	0m11d-52m22d

No Pretrials

*Excluding Small Claims and Tenancy.

TABLE F-7 Page 1
 COUNTY DISTRICT COURTS - COMPLAINTS ON WHICH TRIALS COMMENCED DURING MARCH 1974*

COUNTY	NO OF CASES TRIED	PERIOD FROM COMPLAINT TO ANSWER			PERIOD FROM ANSWER TO PRETRIAL			PERIOD FROM PRETRIAL TO TRIAL			PERIOD FROM COMPLAINT TO TRIAL		
		MEAN	MEDIAN	RANGE	MEAN	MEDIAN	RANGE	MEAN	MEDIAN	RANGE	MEAN	MEDIAN	RANGE
ATLANTIC COUNTY													
JURY		NO CASES											
NON-JURY	16	0M, 20D	0M, 19D	0M, 0D 1M, 25D									
COMBINED	16	0M, 20D	0M, 19D	0M, 0D 1M, 25D									
BERGEN COUNTY													
JURY	9	0M, 27D	0M, 20D	0M, 12D 1M, 29D									
NON-JURY	68	1M, 19D	0M, 22D	0M, 0D 8M, 5D									
COMBINED	77	1M, 16D	0M, 22D	0M, 0D 8M, 9D									
BURLINGTON COUNTY													
JURY	1	2M, 11D	2M, 11D	2M, 11D									
NON-JURY	11	0M, 26D	0M, 21D	0M, 0D 2M, 3D									
COMBINED	12	0M, 29D	0M, 21D	0M, 0D 2M, 11D									
CAMDEN COUNTY													
JURY	7	2M, 8D	2M, 17D	0M, 22D 4M, 11D									
NON-JURY	29	1M, 25D	0M, 23D	0M, 0D 23M, 27D									
COMBINED	36	1M, 27D	1M, 0D	0M, 0D 23M, 27D									

*Excluding Small Claims and Tenancy.

TABLE F-7 Page 2
 COUNTY DISTRICT COURTS - COMPLAINTS ON WHICH TRIALS COMMENCED DURING MARCH 1974*

COUNTY	NO OF CASES TRIED	PERIOD FROM COMPLAINT TO ANSWER			PERIOD FROM ANSWER TO PRETRIAL			PERIOD FROM PRETRIAL TO TRIAL			PERIOD FROM COMPLAINT TO TRIAL		
		MEAN	MEDIAN	RANGE	MEAN	MEDIAN	RANGE	MEAN	MEDIAN	RANGE	MEAN	MEDIAN	RANGE
CAPE MAY COUNTY													
CUMBERLAND COUNTY													
JURY		NO CASES											
NON-JURY	2	0M, 25D	0M, 25D	0M, 24D 0M, 27D									
COMBINED	2	0M, 25D	0M, 25D	0M, 24D 0M, 27D									
ESSEX COUNTY													
JURY	22	2M, 22D	2M, 6D	0M, 27D 10M, 27D									
NON-JURY	51	2M, 5D	0M, 22D	0M, 2D 20M, 6D									
COMBINED	73	2M, 10D	0M, 29D	0M, 2D 20M, 6D									
GLOUCESTER COUNTY													
JURY		NO CASES											
NON-JURY	2	0M, 19D	0M, 19D	0M, 19D 0M, 20D									
COMBINED	2	0M, 19D	0M, 19D	0M, 19D 0M, 20D									
HUDSON COUNTY													
JURY	5	3M, 29D	1M, 7D	0M, 5D 15M, 26D									
NON-JURY	43	0M, 27D	0M, 15D	0M, 0D 10M, 28D									
COMBINED	48	1M, 6D	0M, 15D	0M, 0D 15M, 26D									

*Excluding Small Claims and Tenancy.

COUNTY DISTRICT COURTS - COMPLAINTS ON WHICH TRIALS COMMENCED DURING MARCH 1974 *

COUNTY	NO OF CASES TRIED	PERIOD FROM COMPLAINT TO ANSWER			PERIOD FROM ANSWER TO PRETRIAL			PERIOD FROM PRETRIAL TO TRIAL			PERIOD FROM COMPLAINT TO TRIAL		
		MEAN	MEDIAN	RANGE	MEAN	MEDIAN	RANGE	MEAN	MEDIAN	RANGE	MEAN	MEDIAN	RANGE
HUNTERDON COUNTY													
JURY													
NON-JURY	2	1M, 11D	1M, 11D	1M, 10D 1M, 22D			NO PRETRIAL			NO PRETRIAL	10M, 12D	10M, 12D	8M, 2D 12M, 22D
COMBINED	2	1M, 11D	1M, 11D	1M, 10D 1M, 22D			NO PRETRIAL			NO PRETRIAL	10M, 12D	10M, 12D	8M, 2D 12M, 22D
MERCER COUNTY													
JURY	3	2M, 27D	0M, 21D	0M, 18D 7M, 13D			NO PRETRIAL			NO PRETRIAL	8M, 17D	7M, 21D	6M, 20D 11M, 9D
NON-JURY	27	1M, 12D	0M, 24D	0M, 3D 6M, 29D			NO PRETRIAL			NO PRETRIAL	6M, 6D	4M, 28D	1M, 21D 16M, 5D
COMBINED	30	1M, 17D	0M, 23D	0M, 3D 7M, 13D			NO PRETRIAL			NO PRETRIAL	6M, 13D	5M, 22D	1M, 21D 16M, 5D
MIDDLESEX COUNTY													
JURY													
NON-JURY	92	1M, 29D	0M, 23D	0M, 0D 19M, 8D			NO PRETRIAL			NO PRETRIAL	9M, 10D	8M, 10D	4M, 22D 50M, 16D
COMBINED	92	1M, 29D	0M, 23D	0M, 0D 19M, 8D			NO PRETRIAL			NO PRETRIAL	9M, 10D	8M, 10D	4M, 22D 50M, 16D
MONMOUTH COUNTY													
JURY													
NON-JURY	24	1M, 20D	0M, 24D	0M, 6D 7M, 16D			NO PRETRIAL			NO PRETRIAL	7M, 13D	6M, 7D	3M, 24D 26M, 0D
COMBINED	24	1M, 20D	0M, 24D	0M, 6D 7M, 16D			NO PRETRIAL			NO PRETRIAL	7M, 13D	6M, 7D	3M, 24D 26M, 0D

*Excluding Small Claims and Tenancy.

COUNTY DISTRICT COURTS - COMPLAINTS ON WHICH TRIALS COMMENCED DURING MARCH 1974*

COUNTY	NO OF CASES TRIED	PERIOD FROM COMPLAINT TO ANSWER			PERIOD FROM ANSWER TO PRETRIAL			PERIOD FROM PRETRIAL TO TRIAL			PERIOD FROM COMPLAINT TO TRIAL		
		MEAN	MEDIAN	RANGE	MEAN	MEDIAN	RANGE	MEAN	MEDIAN	RANGE	MEAN	MEDIAN	RANGE
MORRIS COUNTY													
JURY													
NON-JURY	9	0M, 29D	0M, 28D	0M, 15D 1M, 15D			NO PRETRIAL			NO PRETRIAL	4M, 25D	4M, 19D	2M, 26D 7M, 26D
COMBINED	9	0M, 29D	0M, 28D	0M, 15D 1M, 15D			NO PRETRIAL			NO PRETRIAL	4M, 25D	4M, 19D	2M, 26D 7M, 26D
OCEAN COUNTY													
JURY													
NON-JURY	25	1M, 12D	0M, 26D	0M, 6D 4M, 4D			NO PRETRIAL			NO PRETRIAL	5M, 22D	5M, 21D	4M, 8D 9M, 1D
COMBINED	25	1M, 12D	0M, 26D	0M, 6D 4M, 4D			NO PRETRIAL			NO PRETRIAL	5M, 22D	5M, 21D	4M, 8D 9M, 1D
PASSAIC COUNTY													
JURY	5	4M, 23D	2M, 2D	0M, 25D 12M, 25D			NO PRETRIAL			NO PRETRIAL	10M, 25D	9M, 9D	4M, 3D 20M, 6D
NON-JURY	28	2M, 1D	1M, 15D	0M, 5D 6M, 21D			NO PRETRIAL			NO PRETRIAL	4M, 23D	4M, 13D	1M, 19D 10M, 11D
COMBINED	33	2M, 13D	1M, 16D	0M, 5D 12M, 25D			NO PRETRIAL			NO PRETRIAL	5M, 20D	4M, 15D	1M, 19D 20M, 6D
SALAM COUNTY													
JURY													
NON-JURY	3	2M, 5D	1M, 25D	1M, 1D 3M, 15D			NO PRETRIAL			NO PRETRIAL	8M, 6D	8M, 20D	5M, 17D 10M, 11D
COMBINED	3	2M, 5D	1M, 25D	1M, 1D 3M, 15D			NO PRETRIAL			NO PRETRIAL	8M, 6D	8M, 20D	5M, 17D 10M, 11D

*Excluding Small Claims and Tenancy.

COUNTY DISTRICT COURTS - COMPLAINTS ON WHICH TRIALS COMMENCED DURING MARCH 1974 *

204

COUNTY	NO OF CASES TRIED	PERIOD FROM COMPLAINT TO ANSWER			PERIOD FROM ANSWER TO PRETRIAL			PERIOD FROM PRETRIAL TO TRIAL			PERIOD FROM COMPLAINT TO TRIAL		
		MEAN	MEDIAN	RANGE	MEAN	MEDIAN	RANGE	MEAN	MEDIAN	RANGE	MEAN	MEDIAN	RANGE
SOMERSET COUNTY													
SUSSEX COUNTY													
JURY													
NON-JURY	1	2M, 16D	2M, 16D	2M, 16D	A C P P R E T R I A L			N O P R E T R I A L			9M, 8D	9M, 8D	9M, 8D
COMBINED	1	2M, 16D	2M, 16D	2M, 16D	A C P P R E T R I A L			N O P R E T R I A L			9M, 8D	9M, 8D	9M, 8D
UNION COUNTY													
JURY	2	5M, 4D	5M, 4D	5M, 4D	N C P R E T R I A L			N O P R E T R I A L			14M, 18D	14M, 18D	14M, 18D
NON-JURY	27	1M, 13D	0M, 26D	0M, 10D 5M, 29D	N C P R E T R I A L			N O P R E T R I A L			5M, 13D	5M, 10D	15M, 6D
COMBINED	29	1M, 21D	0M, 28D	0M, 10D 5M, 29D	N C P R E T R I A L			N O P R E T R I A L			6M, 2D	5M, 11D	15M, 6D
WARREN COUNTY													
JURY	2	2M, 18D	2M, 18D	0M, 21D 4M, 15D	N O P R E T R I A L			N O P R E T R I A L			8M, 12D	8M, 12D	8M, 8D 8M, 16D
NON-JURY	3	1M, 1D	0M, 27D	0M, 18D 1M, 17D	A C P P R E T R I A L			N O P R E T R I A L			5M, 7D	5M, 5D	2M, 24D 7M, 21D
COMBINED	5	1M, 20D	0M, 27D	0M, 18D 4M, 15D	A C P P R E T R I A L			N O P R E T R I A L			6M, 15D	7M, 21D	2M, 24D 8M, 16D
8 LARGEST COUNTIES													
JURY	50	2M, 23D	1M, 27D	0M, 9D 15M, 26D	N O P R E T R I A L			N O P R E T R I A L			14M, 9D	9M, 0D	3M, 7D 81M, 18D
NON-JURY	362	1M, 22D	0M, 23D	0M, 0D 23M, 27D	N C P R E T R I A L			N O P R E T R I A L			8M, 24D	7M, 29D	0M, 14D 50M, 16D
COMBINED	412	1M, 26D	0M, 25D	0M, 0D 23M, 27D	N C P R E T R I A L			N O P R E T R I A L			9M, 14D	7M, 29D	0M, 14D 81M, 18D

*Excluding Small Claims and Tenancy.

COUNTY DISTRICT COURTS - COMPLAINTS ON WHICH TRIALS COMMENCED DURING MARCH 1974*

205

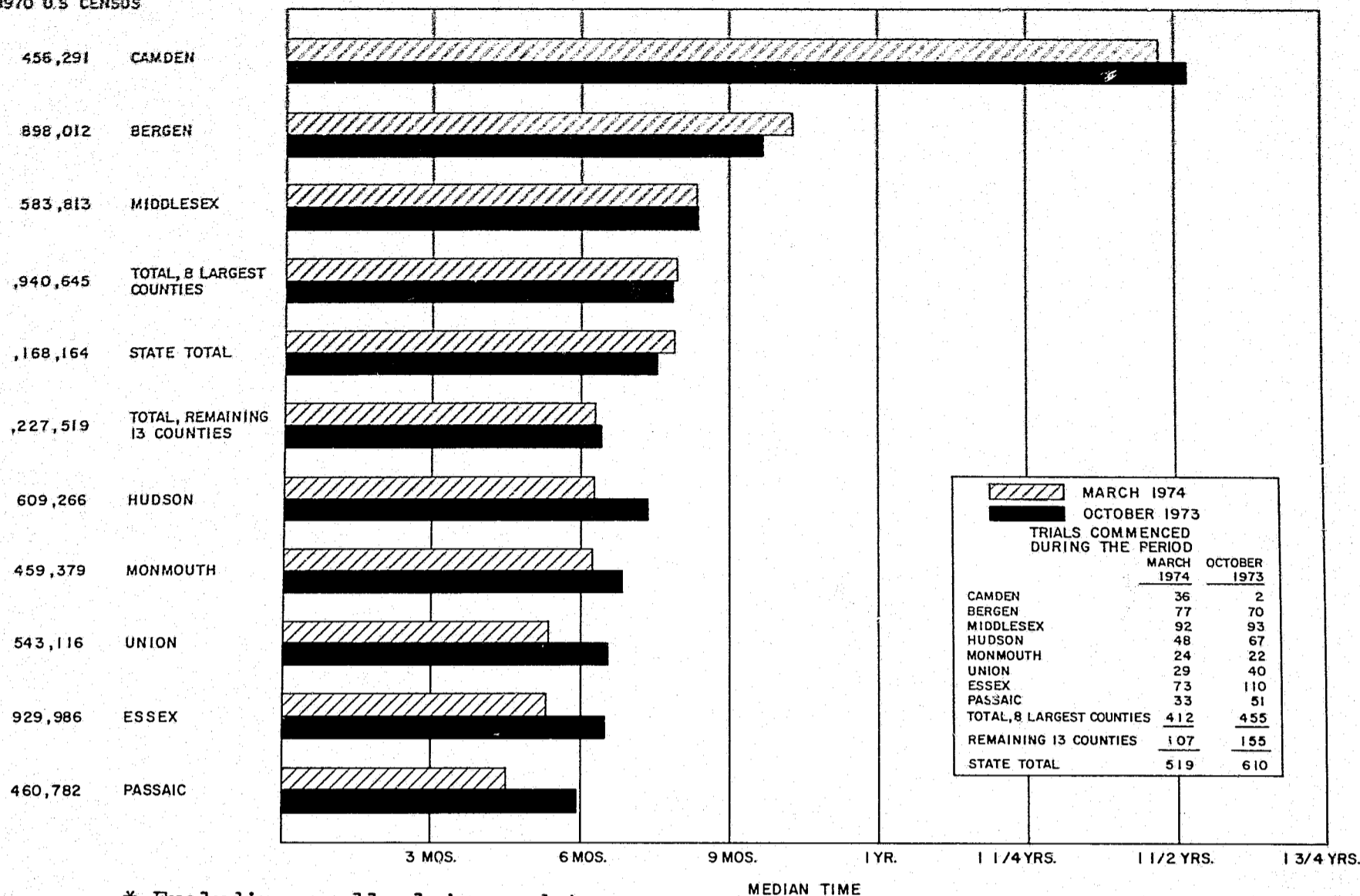
COUNTY	NO OF CASES TRIED	PERIOD FROM COMPLAINT TO ANSWER			PERIOD FROM ANSWER TO PRETRIAL			PERIOD FROM PRETRIAL TO TRIAL			PERIOD FROM COMPLAINT TO TRIAL		
		MEAN	MEDIAN	RANGE	MEAN	MEDIAN	RANGE	MEAN	MEDIAN	RANGE	MEAN	MEDIAN	RANGE
13 REMAINING COUNTIES													
JURY	6	2M, 21D	1M, 16D	0M, 18D 7M, 13D	N O P R E T R I A L			N O P R E T R I A L			9M, 2D	8M, 12D	6M, 20D 11M, 27D
NON-JURY	101	1M, 5D	0M, 24D	0M, 0D 6M, 29D	N C P R E T R I A L			N O P R E T R I A L			6M, 25D	6M, 6D	1M, 21D 28M, 16D
COMBINED	107	1M, 8D	0M, 24D	0M, 0D 7M, 13D	A C P P R E T R I A L			N O P R E T R I A L			6M, 29D	6M, 9D	1M, 21D 28M, 16D
STATE TOTAL													
JURY	56	2M, 23D	1M, 27D	0M, 9D 15M, 26D	A C P P R E T R I A L			N O P R E T R I A L			13M, 22D	8M, 18D	3M, 7D 81M, 18D
NON-JURY	463	1M, 18D	0M, 23D	0M, 0D 23M, 27D	N C P R E T R I A L			N O P R E T R I A L			8M, 11D	7M, 26D	0M, 14D 50M, 16D
COMBINED	519	1M, 22D	0M, 25D	0M, 0D 23M, 27D	N C P R E T R I A L			N O P R E T R I A L			8M, 29D	7M, 27D	0M, 14D 81M, 18D

*Excluding Small Claims and Tenancy.

CHART F-5

COUNTY DISTRICT COURTS TRIALS COMMENCED DURING OCTOBER, 1973 AND MARCH, 1974 *
 MEDIAN TIME FROM DATE OF COMPLAINT TO COMMENCEMENT OF TRIAL
 8 LARGEST COUNTIES (OVER 450,000 POP.) AND COMBINED DATA
 ON REMAINING 13 COUNTIES

POPULATION
 1970 U.S. CENSUS



* Excluding small claims and tenancy
 Source: Tables F-6 and F-7

TABLE F-8
 COUNTY DISTRICT COURTS -- AUTO NEGLIGENCE TRIALS COMMENCED DURING MARCH, 1974
 PERIOD FROM COMPLAINT TO TRIAL

County	Total Auto Negligence Trials Commenced			Personal Injury			No Personal Injury			
	No. of Cases	Mean	Median	Range	Mean	Median	Range	Mean	Median	Range
8 Largest Counties										
Jury	35	17m, 4d	14d, 18m	3m, 7d-81m, 18d	18m, 22d	14m, 18d	3m, 7d-81m, 18d	14m, 1d	12m, 13d	4m, 1d-41m, 6d
Non-Jury	67	11m, 3d	8m, 11d	1m, 27d-50m, 16d	12m, 16d	11m, 6d	4m, 0d-25m, 17d	10m, 24d	8m, 3d	1m, 27d-50m, 16d
Combined	102	13m, 5d	8m, 27d	1m, 27d-81m, 18d	16m, 18d	12m, 24d	3m, 7d-81m, 18d	11m, 11d	8m, 11d	1m, 27d-50m, 16d
Remaining 13 Counties										
Jury	2	9m, 23d	9m, 23d	8m, 8d-11m, 9d	-	-	-	9m, 23d	9m, 23d	8m, 8d-11m, 9d
Non-Jury	19	13m, 13d	7m, 4d	3m, 14d-127m, 14d	-	-	-	7m, 22d	7m, 4d	3m, 14d-11m, 9d
Combined	21	13m, 2d	7m, 11d	3m, 14d-127m, 14d	-	-	-	7m, 11d	7m, 11d	3m, 14d-11m, 9d
STATE TOTAL										
Jury	37	16m, 22d	12m, 16d	3m, 7d-81m, 18d	18m, 22d	14m, 18d	3m, 7d-81m, 18d	13m, 12d	10m, 9d	4m, 1d-41m, 6d
Non-Jury	86	11m, 19d	8m, 0d	1m, 27d-127m, 14d	12m, 16d	11m, 6d	4m, 0d-25m, 17d	5m, 23d	7m, 28d	1m, 27d-50m, 16d
Combined	123	13m, 5d	8m, 11d	1m, 27d-127m, 14d	16m, 18d	12m, 24d	3m, 7d-81m, 18d	6m, 2d	8m, 1d	1m, 27d-50m, 16d

TABLE F-9
 COUNTY DISTRICT COURTS - OTHER TORT TRIALS COMMENCED DURING MARCH, 1974
 PERIOD FROM COMPLAINT TO TRIAL

County	Total Other Tort Trials Commenced			Personal Injury			No Personal Injury			
	No. of Cases	Mean	Median	Range	Mean	Median	Range	Mean	Median	Range
<u>8 Largest Counties</u> Jury	6	6m, 5d	6m, 17d	5m, 0d- 6m, 27d	6m, 2d	6m, 8d	5m, 2d- 6m, 27d	6m, 8d	6m, 26d	5m, 0d- 6m, 27d
Non-Jury	21	8m, 22d	6m, 8d	0m, 14d- 34m, 28d	8m, 7d	7m, 13d	2m, 20d- 15m, 15d	8m, 29d	6m, 1d	0m, 14d- 34m, 28d
Combined	27	8m, 5d	6m, 8d	0m, 14d- 34m, 28d	7m, 18d	6m, 17d	2m, 20d- 15m, 15d	8m, 15d	6m, 8d	0m, 14d- 34m, 28d
<u>Remaining 13 Counties</u> Jury	-	-	-	-	-	-	-	-	-	-
Non-Jury	7	8m, 22d	9m, 2d	4m, 8d- 12m, 9d	-	-	-	8m, 22d	9m, 2d	4m, 8d- 12m, 9d
Combined	7	8m, 22d	9m, 2d	4m, 8d- 12m, 9d	-	-	-	8m, 22d	9m, 2d	4m, 8d- 12m, 9d
<u>STATE TOTAL</u> Jury	6	6m, 5d	6m, 17d	5m, 0d- 6m, 27d	6m, 2d	6m, 8d	5m, 2d- 6m, 27d	6m, 8d	6m, 26d	5m, 0d- 6m, 27d
Non-Jury	28	8m, 22d	7m, 19d	0m, 14d- 34m, 28d	8m, 7d	7m, 13d	2m, 20d- 15m, 15d	8m, 27d	7m, 26d	0m, 14d- 34m, 28d
Combined	34	8m, 8d	6m, 27d	0m, 14d- 34m, 28d	7m, 18d	6m, 17d	2m, 20d- 15m, 15d	8m, 17d	6m, 28d	0m, 14d- 34m, 28d

TABLE F-10
 COUNTY DISTRICT COURTS - CONTRACT TRIALS COMMENCED DURING
 MARCH, 1974
 PERIOD FROM COMPLAINT TO TRIAL

	TOTAL CONTRACT TRIALS COMMENCED			
	Cases Tried	Mean	Median	Range
<u>8 Largest Counties</u>				
Jury	9	8m22d	8m0d	4m23d- 15m5d
Non-Jury	274	8m8d	7m29d	0m17d- 32m19d
Combined	283	8m8d	7m29d	0m17d- 32m19d
<u>13 Remaining Counties</u>				
Jury	4	8m21d	8m3d	6m20d- 11m27d
Non-Jury	75	6m19d	5m17d	1m21d- 28m16d
Combined	79	6m22d	5m22d	1m21d- 28m16d
<u>State Total</u>				
Jury	13	8m22d	8m0d	4m23d- 15m5d
Non-Jury	349	7m27d	7m18d	0m17d- 32m19d
Combined	362	7m28d	7m20d	0m17d- 32m19d

TABLE P-11
COUNTY DISTRICT COURTS
MONEY JUDGMENTS

September 1, 1973 to August 31, 1974

COUNTY	Up to \$50 Inc.		\$50.01 to \$100		\$100.01 to \$200		\$200.01 to \$300		\$300.01 to \$400		\$400.01 to \$500		\$500.01 to \$750		\$750.01 to \$1000		\$1000.01 to \$3000		\$3000.01 and Up		Total	
	Auto Neg.	Other	Auto Neg.	Other	Auto Neg.	Other	Auto Neg.	Other	Auto Neg.	Other	Auto Neg.	Other	Auto Neg.	Other	Auto Neg.	Other	Auto Neg.	Other	Auto Neg.	Other	Auto Neg.	Other
Atlantic	0	66	1	173	9	347	12	241	12	187	7	150	21	308	15	194	19	370	5	5	101	2,041
Bergen	13	557	23	823	33	1,431	112	947	95	708	97	592	76	934	65	590	74	1,244	0	1	588	7,827
Burlington	0	19	3	99	4	316	8	369	14	299	15	295	19	480	10	328	23	677	0	1	96	2,883
Camden	0	47	1	296	11	625	18	576	21	492	15	430	21	715	19	476	39	977	5	18	150	4,552
Cape May	0	36	0	58	0	140	4	97	0	68	3	45	5	95	7	63	5	142	0	0	24	744
Cumberland	0	235	0	270	3	407	7	267	6	197	10	165	13	301	15	192	21	401	0	0	75	2,405
Essex	16	803	49	1,834	131	3,196	102	2,368	95	1,882	77	1,540	127	2,395	89	1,427	171	2,494	0	0	897	17,939
Gloucester	0	35	0	111	5	289	8	177	7	177	7	117	10	203	11	153	15	325	1	1	64	1,588
Hudson	4	409	20	810	29	1,390	51	867	39	698	45	599	62	914	43	616	78	1,231	4	2	375	7,536
Hunterdon	1	39	1	49	0	165	1	122	1	82	0	62	2	96	0	62	0	126	0	5	6	808
Mercer	0	124	4	203	38	607	22	424	24	482	28	385	43	554	22	373	47	729	1	0	229	3,881
Middlesex	0	110	4	389	23	794	41	760	22	665	23	520	44	829	23	578	44	1,054	1	3	225	5,702
Monmouth	1	68	5	229	10	695	9	615	9	512	10	496	21	791	13	514	22	986	0	0	100	4,906
Morris	0	91	0	216	5	513	5	281	6	252	5	193	9	270	4	199	5	399	0	0	39	2,414
Ocean	0	31	0	91	4	332	11	312	11	285	5	253	14	454	6	263	17	623	0	3	68	2,647
Passaic	1	273	16	678	55	1,197	28	711	29	566	25	438	45	695	28	440	70	919	7	3	304	5,920
Salem	0	7	0	22	1	52	2	86	2	83	0	66	5	112	2	69	7	164	0	10	19	671
Somerset	1	99	2	199	2	379	5	226	6	190	8	180	11	218	3	155	10	321	0	6	48	1,973
Sussex	0	40	0	94	2	174	5	122	1	102	3	74	0	144	1	75	4	141	0	1	16	967
Union	2	145	5	633	48	1,265	32	946	37	665	26	581	48	966	27	638	33	1,097	2	51	260	6,987
Warren	0	11	0	35	0	77	0	73	1	48	0	54	2	70	0	49	5	125	0	2	8	544
TOTAL	39	3,215	134	7,312	413	14,391	483	10,587	438	8,640	409	7,235	598	11,544	403	7,454	709	14,545	26	112	3,652	85,035
TOTAL 1 YEAR AGO	81	3,615	168	7,801	547	14,023	529	10,323	546	8,157	439	6,811	742	10,587	488	6,650	865	12,425	32	105	4,437	80,497

Source: District Court Clerks' Offices

THE MUNICIPAL COURTS

On August 31, 1974, there were 524 municipal courts, including 18 joint municipal courts serving two or more municipalities. These courts were presided over by 401 judges, who reported spending 111,449 hours hearing all types of cases, an increase of 3.9% over the prior court year.

A total of 3,650,038 complaints were filed, a decrease of 0.7%. This included 2,305,715 parking complaints, 1,042,984 non-parking complaints and 301,339 minor criminal complaints. Of the total 2,974,780 dispositions, excluding cases closed for failure to appear, the violations bureaus disposed of 91.7% of the parking complaints and 64.9% of the non-parking traffic complaints. The 301,339 minor criminal complaints filed is an increase of 29,213 or 10.7% over the prior court year. These complaints involved disorderly persons offenses, local ordinance violations and minor indictable offenses heard on waiver of indictment and trial by jury.

There were 52,206 complaints referred by the municipal courts to the county prosecutors for the action of the grand juries and 12,942 to the juvenile and domestic relations courts for a combined total of 65,148 referrals, an increase of 11% from the prior year.

There was an increase of 879 in the number of defendants sentenced to jail, from 11,990 to 12,869. The number of persons put on probation decreased from 8,895 to 8,883. The judges revoked 18,087 motor vehicle drivers' licenses, an increase of 2,700 (17.5%) over the prior court year.

Of the non-parking traffic cases heard in court, 18.5% resulted in dismissals or findings of not guilty.

There were 35,901 non-parking traffic, 42,869 parking and 2,190 non-traffic (criminal) complaints filed in the five county district courts which exercised concurrent jurisdiction with the municipal courts, most of which were in Bergen and Hudson Counties. The municipal courts imposed fines and costs of \$38,611,910. This amount includes bail forfeitures. It also includes \$1,191,459 in the county district courts which exercised concurrent jurisdiction. Expenditures for the municipal courts for the calendar year 1973 included \$2,582,677 for judges' salaries, \$6,682,709 for other salaries, and \$1,453,207 for other expenses. Total expenditures increased \$1,283,313 or 13.6% over the prior calendar year.

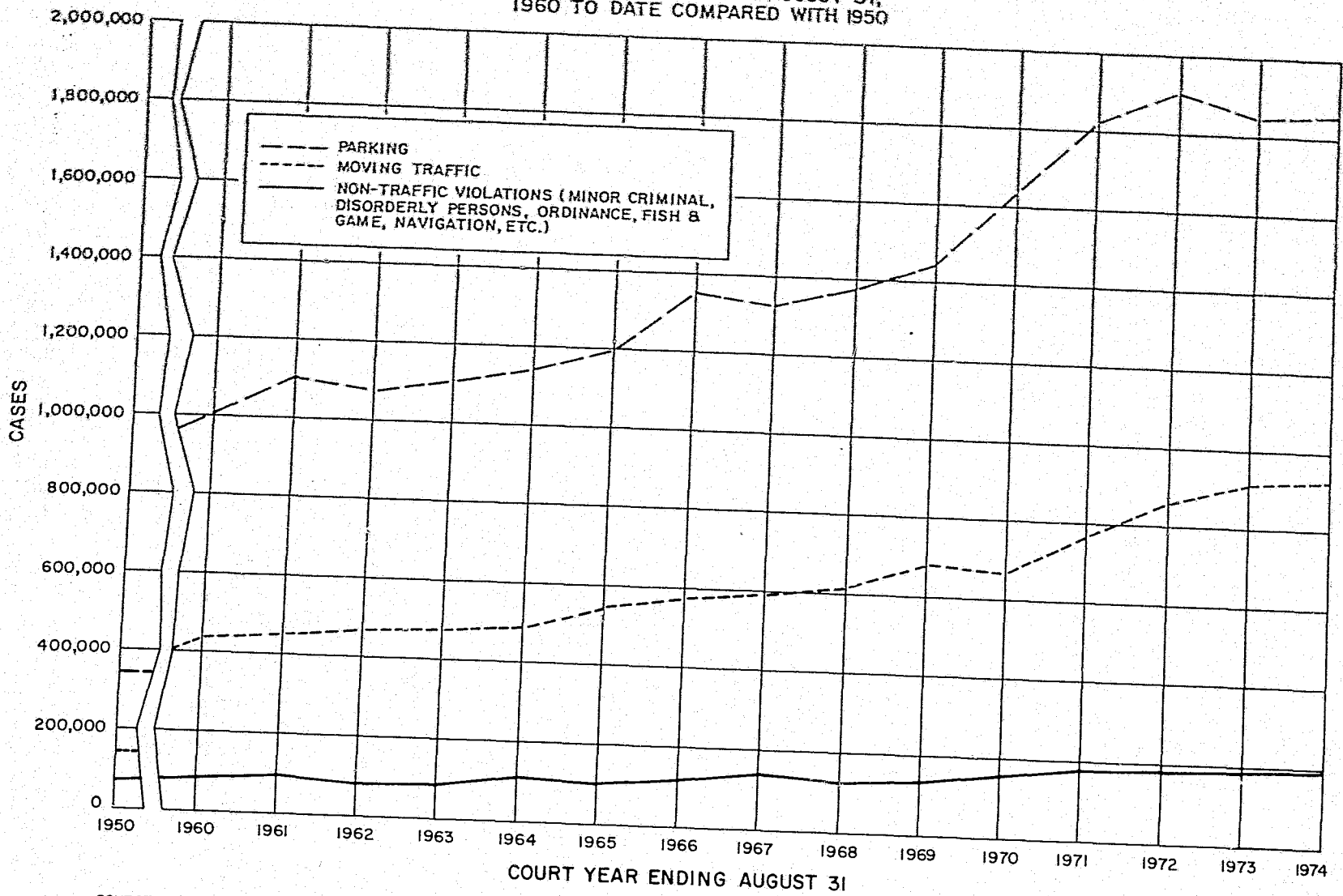
TABLE G-1

STATUS AND NUMBER OF MUNICIPAL COURTS AND JUDGES
AS OF AUGUST 31, 1974

COUNTY	Total Number of Courts Not Including District Courts	Average Area Per Court (Sq. Mi.)	Number of Joint Courts	Number of Municipalities Covered by Joint Courts	Courts with Total Hours of 50 or Less on Bench During 1973-74	Municipal Judges		
						Lawyers	* Non-Lawyers	Total
Atlantic	21	29	1	3	4	11	2	13
Bergen	71	3	0	3	8	50	2	61
Burlington	39	21	1	2	10	16	2	18
Camden	35	6	0	0	6	19	0	19
Cape May	16	28	0	0	3	8	1	9
Cumberland	13	51	0	0	3	8	0	8
Essex	22	6	0	0	1	27	0	27
Gloucester	23	15	2	4	8	9	2	11
Hudson	12	5	0	0	2	16	0	16
Hunterdon	11	40	4	19	2	10	0	10
Mercer	13	18	0	0	1	13	0	13
Middlesex	25	13	0	0	2	26	0	26
Monmouth	53	10	1	2	2	39	0	39
Morris	40	12	0	0	3	31	0	31
Ocean	27	28	3	7	5	16	0	16
Passaic	16	12	0	0	0	15	1	16
Salem	15	25	0	0	7	7	1	8
Somerset	21	15	0	0	4	19	0	19
Sussex	17	31	4	10	7	12	0	12
Union	21	5	0	0	1	20	1	21
Warren	13	28	2	5	4	7	0	7
TOTAL	524	16	18	52	84	388	13	401
					16.0%	96.8%	3.2%	100%

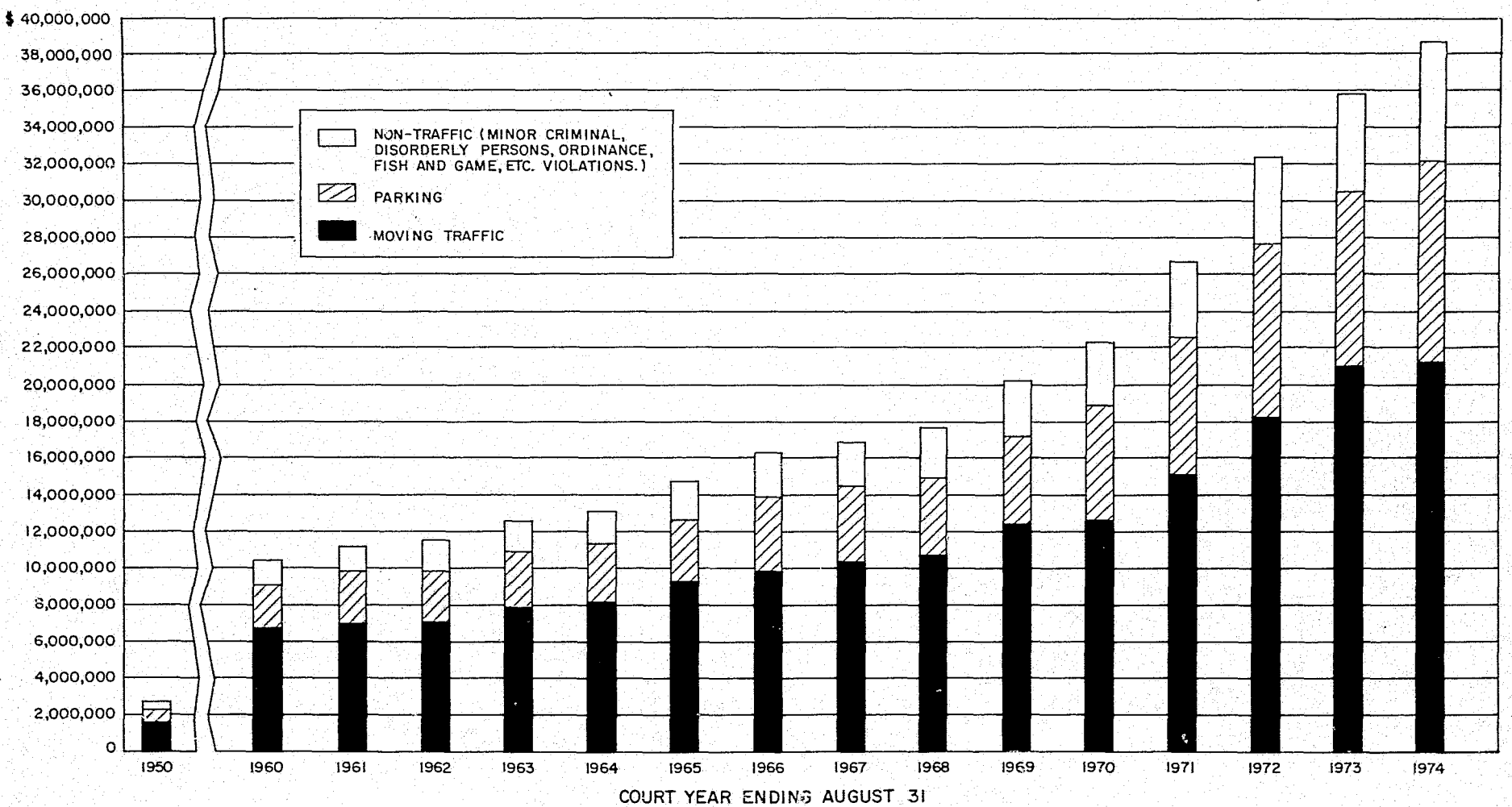
*By statute, a municipal court judge must be an attorney at law of this State or have held the office of municipal court magistrate, recorder, police judge or justice of the peace on January 1, 1953. While all of these offices, except that of municipal court judge, have been abolished, non-attorneys continue to serve as judges or the municipal courts because they held one of the specified offices on January 1, 1953.

CHART NO. G-1
 MUNICIPAL COURTS
 COMPLAINTS DISPOSED OF
 BY COURT HEARINGS AND IN THE VIOLATIONS BUREAUS
 BY COURT YEARS ENDING AUGUST 31,
 1960 TO DATE COMPARED WITH 1950



SOURCE: TABLE G-2

CHART NO. G-2
 MUNICIPAL COURT FINES, COURT COSTS, AND FORFEITURES OF BAIL
 COURT YEARS ENDING AUGUST 31
 1960 TO DATE COMPARED WITH 1950

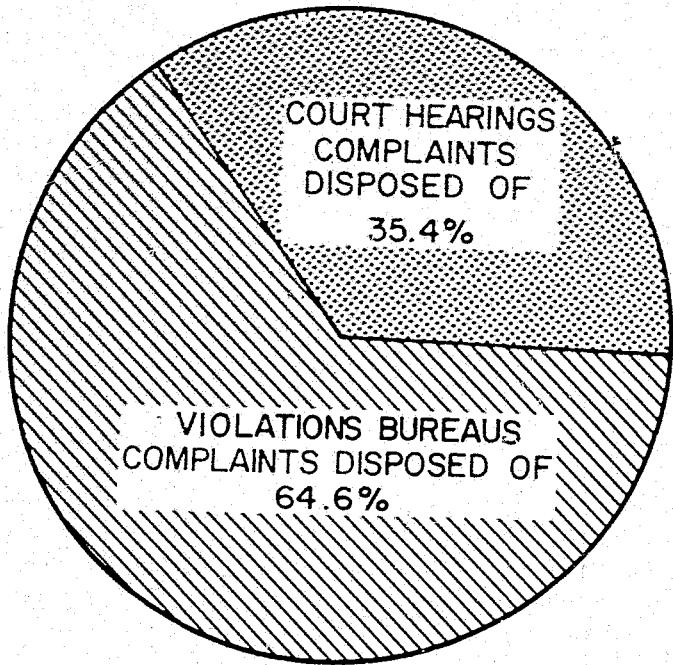


SOURCE: TABLE G-2

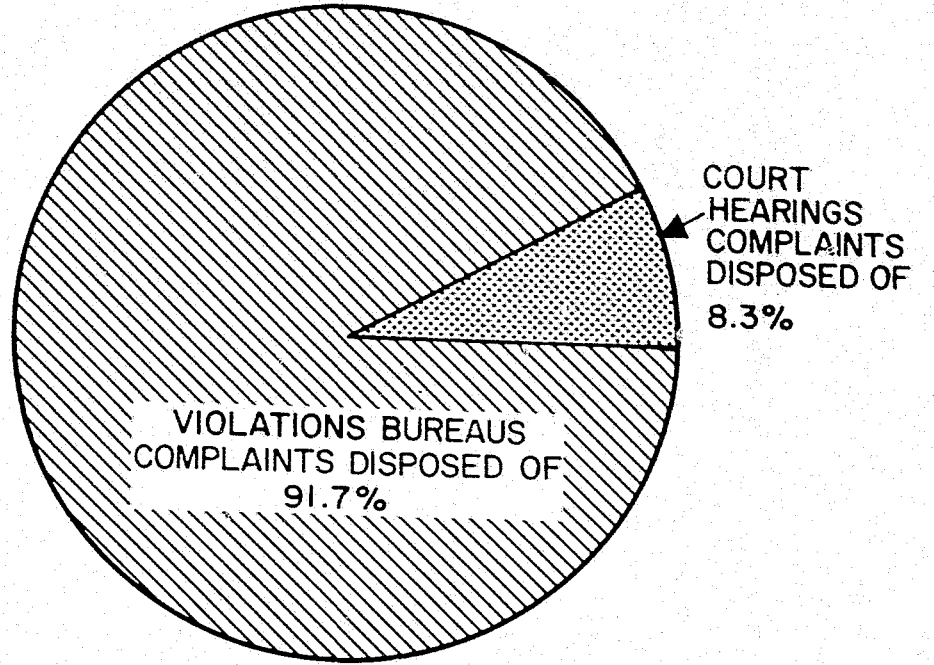
CHART NO. G-3

MUNICIPAL COURTS OF NEW JERSEY
SEPTEMBER 1, 1973 TO AUGUST 31, 1974

DISPOSITION OF COMPLAINTS BY COURT HEARINGS AND VIOLATIONS BUREAUS



NON-PARKING TRAFFIC CASES



PARKING CASES

TOTAL 926,688 COMPLAINTS DISPOSED OF

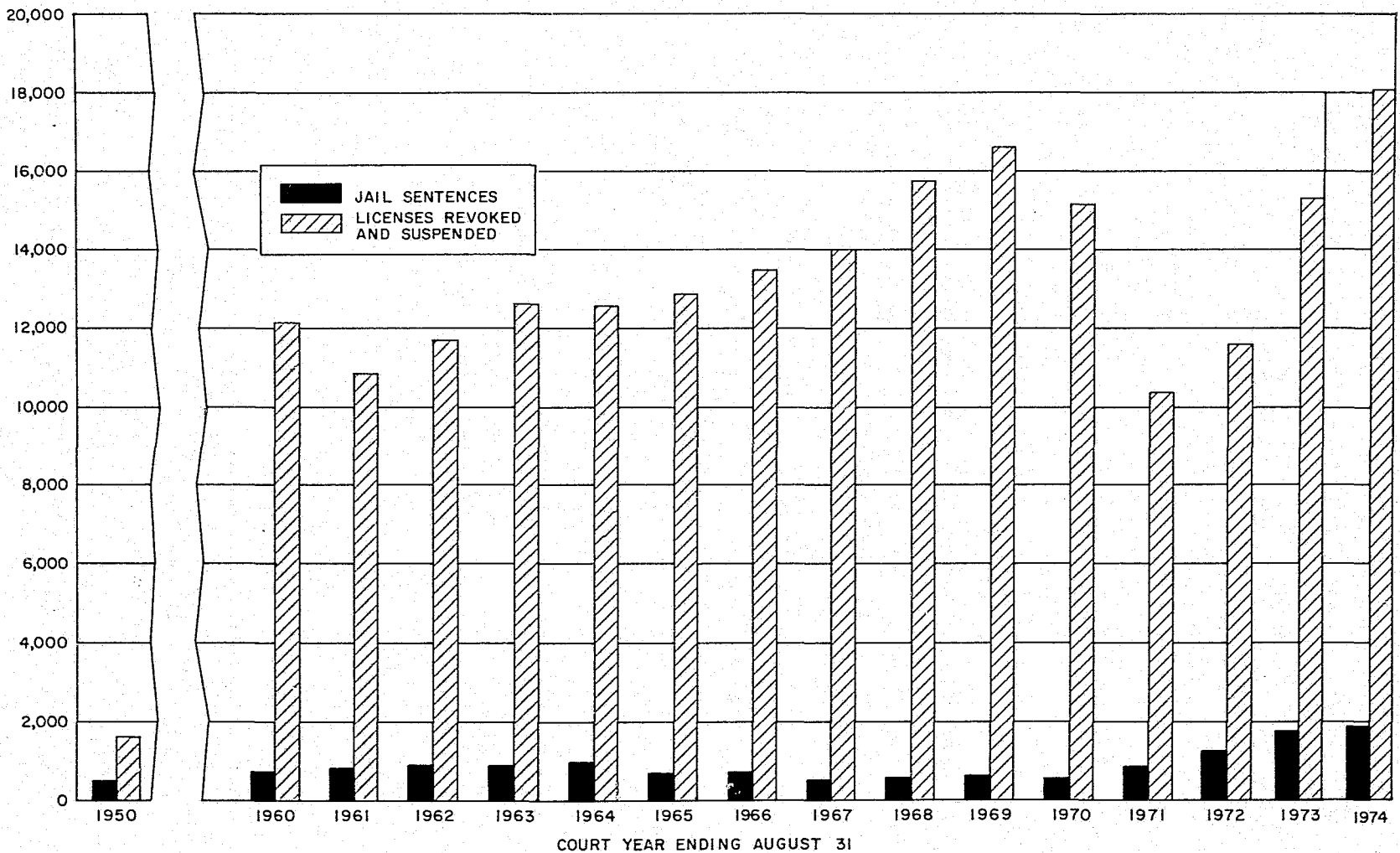
TOTAL 1,859,701 COMPLAINTS DISPOSED OF

NOTE ONLY 8.0% OF THE NON-TRAFFIC CASES WERE DISPOSED OF IN THE VIOLATIONS BUREAU

SOURCE: TABLE G-2

CHART NO. G-4
MUNICIPAL COURTS
TRAFFIC (Parking and Non-Parking) CASES
JAIL SENTENCES AND LICENSE REVOCATIONS AND SUSPENSIONS*

COURT YEAR ENDING AUGUST 31,
1960 TO DATE COMPARED WITH 1950



* JAIL SENTENCES ARE FOR TRAFFIC (Parking and Non-Parking) CASES ONLY. LICENSE REVOCATIONS DO NOT INCLUDE THOSE REVOKED OR SUSPENDED BY THE DIRECTOR OF MOTOR VEHICLES, BUT DO INCLUDE 190 REVOCATIONS AND SUSPENSIONS IN DISORDERLY PERSONS AND OTHER VIOLATIONS AS PROVIDED BY STATUTES.

SOURCE: TABLE G-2

TABLE G-2
Proceedings in The Municipal Courts (1)

Traffic Cases (Non-Parking), Parking Cases and Criminal Cases
SEPTEMBER 1, 1973 TO AUGUST 31, 1974

COUNTY AND TYPE OF CASE	TOTAL HOURS ON BENCH (REPORTED MONTHLY TO NEAREST HOUR) (2)	NOTICES IN LIEU OF COMPLAINTS HEARD ("INFORMAL COMPLAINTS") (3)	NUMBER OF COMPLAINTS FILED	INDICTABLE COMPLAINTS REFERRED TO COUNTY PROSECUTOR (4)	COMPLAINTS REFERRED ELSEWHERE (JUV. & DOM. REL. CT., ETC.) IN MUNICIPAL COURT (INDICTMENT & TRIAL BY JURY WAIVED) (5)	CONDITIONAL DISCHARGES (NARCOTICS LAWS) (6)	TOTAL DISMISSALS AND FINDINGS OF NOT GUILTY	COMPLAINTS DISPOSED OF THROUGH VIOLATIONS BUREAU (7)	CONVICTIONS AND GUILTY PLEAS IN OPEN COURT	TOTAL FINES, COURT COSTS AND FORFEITURES OF BAIL IMPOSED (ALL CASES -- COURT AND VIOLATIONS BUREAU)	DEFENDANTS SENTENCED TO JAIL	DEFENDANTS PLACED ON PROBATION (8)	N. J. MOTOR VEHICLE LICENSES REVOKED OR SUSPENDED BY THE COURT (9)	SUSPENDED SENTENCES
ATLANTIC COUNTY TOTAL														
TRAF	2,323		42,380	10		1,724	23,729	11,325	\$ 944,686	74	1	1,048	571	
PARK	82		35,221	1		479	25,553	373	\$ 153,880	1			53	
CRIM	2,917	317	15,151	2,660	131	471	347	2,864	\$ 396,137	914	85	1	565	
TOTAL	4,122	317	92,732	2,660	142	471	347	5,067	\$ 1,494,703	989	86	1,049	1,190	
BERGEN COUNTY TOTAL														
TRAF	5,429		83,776	87		4,502	50,916	24,439	\$ 1,812,496	99	56	1,423	571	
PARK	794		274,378	5		3,048	189,127	4,944	\$ 934,824			2	791	
CRIM	3,896	192	17,464	4,022	550	436	665	4,258	\$ 415,766	600	631	22	1,281	
TOTAL	10,119	192	325,718	4,022	642	436	655	11,808	\$ 3,163,086	699	687	1,448	2,743	
BURLINGTON COUNTY TOTAL														
TRAF	3,023		84,825	44		4,378	54,062	17,305	\$ 1,823,158	171	7	1,291	1,626	
PARK	81		12,672			401	9,945	583	\$ 53,442				141	
CRIM	2,100	302	14,388	2,721	163	363	1,099	5,442	\$ 495,026	558	180	7	692	
TOTAL	5,204	302	111,885	2,721	263	363	8,157	23,330	\$ 2,371,626	729	187	1,298	2,459	
CAMDEN COUNTY TOTAL														
TRAF	2,338		66,832	5		8,622	33,918	15,909	\$ 1,212,835	66	11	986	729	
PARK	373		139,498			3,928	75,046	4,796	\$ 399,747	3		11	299	
CRIM	2,669	174	20,882	4,665	329	308	273	5,492	\$ 525,156	353	308	10	1,228	
TOTAL	5,380	174	218,212	4,665	334	308	273	18,042	\$ 2,137,738	422	819	1,007	2,246	
CAPE MAY COUNTY TOTAL														
TRAF	1,124		13,639	36		761	6,609	4,714	\$ 314,850	44	1	272	122	
PARK	146		31,949			956	21,777	249	\$ 170,631				5	
CRIM	1,360	15	7,265	1,360	335	153	8	1,459	\$ 348,875	176	34	4	178	
TOTAL	2,630	15	52,853	1,360	371	153	8	3,176	\$ 834,356	220	35	276	289	
CUMBERLAND COUNTY TOTAL														
TRAF	894		21,172	43		2,186	9,409	8,140	\$ 473,442	126		654	926	
PARK	56		9,392			150	8,118	432	\$ 28,327				79	
CRIM	664	77	10,226	2,347	1,152	278	9	2,442	\$ 198,773	389	128		824	
TOTAL	1,914	77	40,790	2,347	1,195	278	9	4,778	\$ 700,542	515	128	654	1,829	
ESSEX COUNTY TOTAL														
TRAF	3,791		107,658	23		4,573	44,697	22,701	\$ 2,102,564	135	198	1,296	1,227	
PARK	1,273		461,693			11,467	364,772	40,485	\$ 3,057,289	37	392	6	9,036	
CRIM	18,263	3,295	44,594	4,167	4,726	956	401	9,597	\$ 648,542	2,530	1,950	6	4,153	
TOTAL	15,327	3,295	613,945	4,167	4,749	956	401	25,637	\$ 5,808,395	2,702	2,450	1,308	14,426	
GLOUCESTER COUNTY TOTAL														
TRAF	1,366		29,617	8		2,369	15,884	8,286	\$ 560,528	41	3	653	958	
PARK	46		11,528			365	10,701	288	\$ 49,328	1			20	
CRIM	1,075	79	7,867	1,614	172	54	181	1,928	\$ 118,588	117	132	2	355	
TOTAL	2,487	79	49,012	1,614	180	54	181	5,311	\$ 728,444	159	135	655	1,233	
HUDSON COUNTY TOTAL														
TRAF	2,352		49,097	42		3,564	19,746	16,782	\$ 953,131	82		433	711	
PARK	564		625,987			10,076	392,391	29,176	\$ 2,529,563	1			4,086	
CRIM	4,616	2,610	23,811	4,239	197	255	435	6,883	\$ 249,847	1,024	778	16	1,454	
TOTAL	7,532	2,610	698,795	4,239	239	255	435	20,523	\$ 3,732,541	1,107	778	449	6,251	

TABLE G-2
Proceedings in The Municipal Courts (1)

Traffic Cases (Non-Parking), Parking Cases and Criminal Cases
SEPTEMBER 1, 1973 TO AUGUST 31, 1974

COUNTY AND TYPE OF CASE	TOTAL HOURS ON BENCH (REPORTED MONTHLY TO NEAREST HOUR) (2)	NOTICES IN LIEU OF COMPLAINTS HEARD ("INFORMAL COMPLAINTS") (3)	NUMBER OF COMPLAINTS FILED	INDICTABLE COMPLAINTS REFERRED TO COUNTY PROSECUTOR (4)	COMPLAINTS REFERRED ELSEWHERE (JUV. & DOM. REL. CT., ETC.) IN MUNICIPAL COURT (INDICTMENT & TRIAL BY JURY WAIVED) (5)	CONDITIONAL DISCHARGES (NARCOTICS LAWS) (6)	TOTAL DISMISSALS AND FINDINGS OF NOT GUILTY	COMPLAINTS DISPOSED OF THROUGH VIOLATIONS BUREAU (7)	CONVICTIONS AND GUILTY PLEAS IN OPEN COURT	TOTAL FINES, COURT COSTS AND FORFEITURES OF BAIL IMPOSED (ALL CASES -- COURT AND VIOLATIONS BUREAU)	DEFENDANTS SENTENCED TO JAIL	DEFENDANTS PLACED ON PROBATION (8)	N. J. MOTOR VEHICLE LICENSES REVOKED OR SUSPENDED BY THE COURT (9)	SUSPENDED SENTENCES
HUNTERDON COUNTY TOTAL														
TRAF	841		19,968	7		477	13,896	3,116	\$ 392,618	9		155	26	
PARK	33		4,147			38	3,373	48	\$ 18,172				40	
CRIM	490	35	3,010	766	14	45	105	481	\$ 72,568	35	26	2	21	
TOTAL	1,364	35	27,125	766	21	45	105	996	\$ 483,358	44	26	157	67	
MERCER COUNTY TOTAL														
TRAF	2,308		50,221	5		4,248	29,159	14,207	\$ 1,193,706	111	35	902	1,005	
PARK	141		96,687			2,662	79,778	2,499	\$ 502,174	7		1	628	
CRIM	1,986	98	14,387	3,006	631	35	141	2,608	\$ 314,806	401	396	7	626	
TOTAL	4,435	98	161,295	3,006	636	35	141	9,518	\$ 2,010,586	519	432	909	2,329	
MIDDLESEX COUNTY TOTAL														
TRAF	6,709		109,902	11		5,370	69,716	24,857	\$ 2,305,406	78	64	1,837	1,349	
PARK	315		96,719			1,433	78,058	1,570	\$ 385,655			1	299	
CRIM	4,110	415	20,213	4,170	194	287	528	4,993	\$ 399,692	422	725	3	1,218	
TOTAL	11,134	415	226,834	4,170	205	287	528	11,796	\$ 3,090,753	500	789	1,841	2,876	
MONMOUTH COUNTY TOTAL														
TRAF	4,824		72,835	47		4,218	43,125	22,507	\$ 1,482,482	92	24	1,571	527	
PARK	438		99,578	3		2,087	77,296	3,565	\$ 324,083	2		1	400	
CRIM	4,586	599	22,049	3,647	980	347	511	5,540	\$ 473,033	739	327	16	1,347	
TOTAL	9,848	599	194,462	3,647	1,030	347	511	11,845	\$ 2,279,598	833	351	1,580	2,294	
MORRIS COUNTY TOTAL														
TRAF	3,073		50,501	47		2,352	25,526	12,386	\$ 1,027,941	69	4	925	251	
PARK	274		70,061	17		1,220	57,531	1,220	\$ 227,449	1		1	113	
CRIM	2,208	82	12,086	1,950	124	245	1,313	4,527	\$ 308,351	302	211	10	396	
TOTAL	5,555	82	132,648	1,950	188	245	7,090	94,370	\$ 1,563,741	372	215	944	770	
OCEAN COUNTY TOTAL														
TRAF	2,610		40,799	41		2,185	26,920	9,962	\$ 926,731	66	7	1,025	829	
PARK	169		48,386			1,354	40,238	1,351	\$ 251,886			1	125	
CRIM	2,080	278	15,057	2,071	416	348	3,756	2,897	\$ 304,459	395	257	11	752	
TOTAL	4,859	278	104,242	2,071	457	348	7,295	15,890	\$ 1,483,076	461	264	1,037	1,706	
PASSAIC COUNTY TOTAL														
TRAF	1,541		38,775	121		2,369	21,042	11,284	\$ 820,904	263	1	965	254	
PARK	338		122,100	23		3,692	89,167	5,553	\$ 605,602	5		9	83	
CRIM	2,382	185	18,958	3,756	710	230	311	8,486	\$ 420,032	1,000	466	9	1,527	
TOTAL	4,361	185	179,833	3,756	854	230	311	11,280	\$ 1,846,538	1,268	467	976	1,854	
SALEM COUNTY TOTAL														
TRAF	867		12,487	16		602	8,008	3,479	\$ 287,404	42	2	249	78	
PARK	21		5,536			91	5,114	27	\$ 9,977			3	135	
CRIM	570	68	3,086	444	13	9	1,194	210	\$ 137,843	129	22	252	213	
TOTAL	1,458	68	21,109	444	29	9	1,419	13,332	\$ 435,224	171	24	252	213	
SOMERSET COUNTY TOTAL														
TRAF	2,156		33,783	18		1,294	20,249	7,468	\$ 624,729	23	10	404	207	
PARK	153		21,900			706	19,857	801	\$ 83,847			6	92	
CRIM</														

TABLE G-2

Proceedings in The Municipal Courts

Traffic Cases, Non-Parking, Parking Cases and Criminal Cases

Year	Traffic Cases	Non-Parking	Parking Cases	Criminal Cases
1971	1,234	567	890	1,567
1972	1,345	678	901	1,678
1973	1,456	789	1,012	1,789
1974	1,567	890	1,123	1,890
1975	1,678	901	1,234	1,901
1976	1,789	1,012	1,345	2,012
1977	1,890	1,123	1,456	2,123
1978	1,901	1,234	1,567	2,234
1979	2,012	1,345	1,678	2,345
1980	2,123	1,456	1,789	2,456
1981	2,234	1,567	1,890	2,567
1982	2,345	1,678	1,901	2,678
1983	2,456	1,789	2,012	2,789
1984	2,567	1,890	2,123	2,890
1985	2,678	1,901	2,234	2,901
1986	2,789	2,012	2,345	3,012
1987	2,890	2,123	2,456	3,123
1988	2,901	2,234	2,567	3,234
1989	3,012	2,345	2,678	3,345
1990	3,123	2,456	2,789	3,456
1991	3,234	2,567	2,890	3,567
1992	3,345	2,678	2,901	3,678
1993	3,456	2,789	3,012	3,789
1994	3,567	2,890	3,123	3,890
1995	3,678	2,901	3,234	3,901
1996	3,789	3,012	3,345	4,012
1997	3,890	3,123	3,456	4,123
1998	3,901	3,234	3,567	4,234
1999	4,012	3,345	3,678	4,345
2000	4,123	3,456	3,789	4,456
2001	4,234	3,567	3,890	4,567
2002	4,345	3,678	3,901	4,678
2003	4,456	3,789	4,012	4,789
2004	4,567	3,890	4,123	4,890
2005	4,678	3,901	4,234	4,901
2006	4,789	4,012	4,345	5,012
2007	4,890	4,123	4,456	5,123
2008	4,901	4,234	4,567	5,234
2009	5,012	4,345	4,678	5,345
2010	5,123	4,456	4,789	5,456
2011	5,234	4,567	4,890	5,567
2012	5,345	4,678	4,901	5,678
2013	5,456	4,789	5,012	5,789
2014	5,567	4,890	5,123	5,890
2015	5,678	4,901	5,234	5,901
2016	5,789	5,012	5,345	6,012
2017	5,890	5,123	5,456	6,123
2018	5,901	5,234	5,567	6,234
2019	6,012	5,345	5,678	6,345
2020	6,123	5,456	5,789	6,456
2021	6,234	5,567	5,890	6,567
2022	6,345	5,678	5,901	6,678
2023	6,456	5,789	6,012	6,789
2024	6,567	5,890	6,123	6,890
2025	6,678	5,901	6,234	6,901
2026	6,789	6,012	6,345	7,012
2027	6,890	6,123	6,456	7,123
2028	6,901	6,234	6,567	7,234
2029	7,012	6,345	6,678	7,345
2030	7,123	6,456	6,789	7,456

STATISTICAL DATA

ON THE

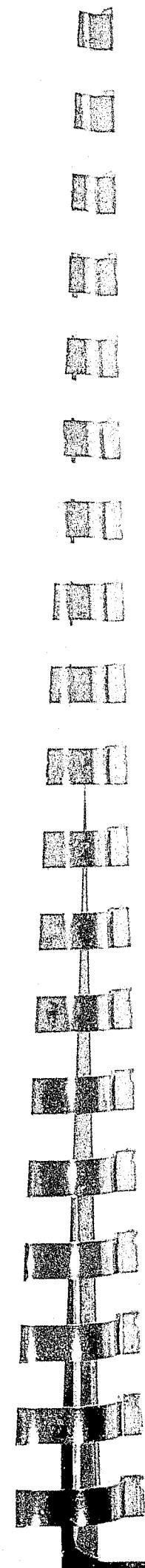
COST OF OPERATING THE COURTS

COMMENTARY

COST OF OPERATING THE COURTS

The information reported here has been extracted from budget and audit reports on file with the Division of Local Finance and from reports to the Administrative Office of the Courts. It should be noted that the data may not be altogether accurate, primarily because of lack of uniformity in state, county and municipal accounting procedures and also because generally, no allocation is made to using departments for overhead and capital costs.

As shown by Fiscal Chart A, there has been a steady increase since 1961 (the first year for which comparable data was collected and reported) in both expenditures and revenues for the courts at all levels. Total expenditures for the courts by the State, counties and municipalities have increased 263% from \$19,954,301 in 1961 to \$72,402,544 in 1973. Revenues have increased 247% from \$17,546,851 in 1961 to \$60,892,666 in 1973. Of the total expenditures of \$72,402,544 for 1973, 20% was borne by the State, 65% by the counties, and 15% by the municipalities. It is interesting to note that the State expenditures of \$14,384,558 for the Judiciary in Fiscal Year 1974 amounted to only 0.48% of total State expenditures.



FISCAL TABLE B

Summary of Expenditures by the State
for The Judiciary
Fiscal Year Ending June 30, 1974

	<u>SALARIES</u>	<u>OTHER EXPENSES</u>	<u>TOTAL</u>
<u>COURT OPERATIONS</u>			
<u>Supreme Court</u>			
Justices	\$ 309,241	\$ -	\$ 309,241
Justices' Staff	314,574	109,974	424,548
Office of the Clerk	118,441	51,282	169,723
TOTAL	\$ 742,256	\$ 161,256	\$ 903,512
<u>Superior Court</u>			
Appellate Division:			
Judges	\$ 743,456	\$ -	\$ 743,456
Staff	441,351	108,989	550,340
Chancery Division:			
Judges	553,294	-	553,294
Staff	442,243	71,022	513,265
Law Division:			
Judges	3,021,936	19,357*	3,041,293
Staff	**	**	
Office of the Clerk	1,637,026	277,562	1,914,588
TOTAL	\$ 6,839,306	\$ 476,930	\$ 7,316,236
<u>COURT SUPPORT SERVICES</u>			
Office of the Standing Master	\$ 95,723	\$ 6,527	\$ 102,250
Bar Examiners	58,638	9,401	48,039
Official Court Reporters	2,373,298	585,000	2,958,298
General Support	461,377	343,691	805,068
TOTAL	\$ 2,969,036	\$ 944,619	\$ 3,913,655
<u>COURT ADMINISTRATION</u>			
Legal Services	\$ 317,676	\$ 75,146	\$ 392,822
Probation Services	57,046	16,987	74,033
Management Services	397,847	53,362	451,209
TOTAL	\$ 772,569	\$ 145,495	\$ 918,064
GRAND TOTAL	<u>\$11,323,167</u>	<u>\$1,728,300</u>	<u>\$13,051,467</u>
GRAND TOTAL IN PRIOR YEARS	<u>\$ 9,103,577</u>	<u>\$1,386,101</u>	<u>\$10,489,678</u>

* Travel expenses only. All other expenses are borne by the Counties.
** Provided and paid for by the Counties.

SOURCE: State Budget for The Judiciary

FISCAL TABLE C

Summary of Revenues to the State
From The Judiciary
Fiscal Year Ending June 30, 1974

<u>Clerk of the Supreme Court</u>		
Bar Examination Fees	\$ 68,920	
Fees and Commissions	<u>15,149</u>	
TOTAL		\$ 84,069
<u>Clerk of the Superior Court</u>		
Fees and Commissions	\$5,528,113	
Matrimonial Hearing Fees	1,020,960	
Trust Funds:		
Commissions	89,240	
Reimbursement for Expenses	<u>41,662</u>	
TOTAL		<u>\$6,679,975</u>
GRAND TOTAL		<u>\$6,764,044</u>
GRAND TOTAL IN PRIOR YEAR		<u>\$6,663,086</u>

Source: State Budget for the Judiciary

FISCAL TABLE D
Summary of Expenditures by the Counties
For The Judiciary
1973

County	Salaries	Other Expenses	Total
Atlantic	\$ 839,483	\$ 225,373	\$ 1,064,856
Bergen	4,248,694	421,936	4,670,630
Burlington	1,082,769	182,548	1,265,317
Camden	2,357,638	471,789	2,829,427
Cape May	390,092	78,014	468,106
Cumberland	597,044	189,180	786,224
Essex	8,824,196	1,212,366	10,036,562
Gloucester	702,805	127,929	830,734
Hudson	4,146,107	418,802	4,564,909
Hunterdon	278,806	65,167	343,973
Mercer	1,728,219	304,920	2,033,139
Middlesex	3,230,737	552,488	3,783,225
Monmouth	1,728,752	416,284	2,145,036
Morris	1,334,532	338,685	1,673,217
Ocean	1,083,674	194,790	1,278,464
Passaic	3,591,350	537,402	4,128,752
Salem	315,047	87,641	402,688
Somerset	926,403	181,508	1,107,911
Sussex	352,065	70,722	422,787
Union	3,895,731	472,607	4,368,338
Warren	376,681	51,508	428,189
TOTAL	\$42,030,825	\$6,601,659	\$48,632,484
Less: State Refunds	1,323,041	10,050	1,333,091
Net	\$40,707,784	\$6,591,609	\$47,299,393
TOTAL 1 YEAR AGO	\$34,759,169	\$5,781,374	\$40,540,543

SOURCE: County Budget and Audit Reports on file with Division of Local Finance.

FISCAL TABLE E

Analysis of Expenditures by the Counties
For Salaries
1973

COUNTY	COUNTY COURTS AND LAW DIV., SUPERIOR CT.	DISTRICT COURTS	JUVENILE & DOM. REL. COURTS	JURY COMM'RS	SURROGATE	PROBATION DEPT.	LAW LIBRARY	TOTAL
Atlantic	\$ 383,405	\$ 117,622	\$ -	\$ 6,237	\$ 66,471	\$ 265,748	\$ -	\$ 839,483
Bergen	1,842,003	770,002	315,656	50,785	206,244	1,048,375	15,629	4,248,694
Burlington	550,640	63,950	40,593	8,325	61,492	357,196	573	1,082,769
Camden	1,236,574	173,360	65,623	22,789	96,087	763,205	-	2,357,638
Cape May	123,982	16,173	20,966	7,809	53,445	167,717	-	390,092
Cumberland	334,129	24,884	-	8,547	46,863	180,552	2,069	597,044
Essex	3,515,373	1,060,017	361,639	200,654	304,488	3,356,198	25,827	8,824,196
Gloucester	288,575	39,858	9,142	2,450	54,634	307,546	600	702,805
Hudson	1,801,829	533,104	409,668	32,501	233,987	1,120,306	14,712	4,146,107
Hunterdon	112,894	32,325	-	4,690	44,425	84,472	-	278,806
Mercer	973,096	49,709	22,347	11,679	91,621	579,767	-	1,728,219
Middlesex	1,708,175	358,671	93,108	26,933	94,999	932,664	16,187	3,230,737
Monmouth	821,901	159,002	84,710	36,233	148,287	478,619	-	1,728,752
Morris	485,524	88,965	73,432	15,146	105,127	558,306	8,032	1,334,532
Ocean	645,035	92,816	-	24,763	68,501	252,559	-	1,083,674
Passaic	1,417,917	409,631	227,080	43,198	149,016	1,328,408	16,100	3,591,350
Salem	96,843	26,240	-	5,495	38,528	147,941	-	315,047
Somerset	346,826	53,215	-	8,929	65,454	451,979	-	926,403
Sussex	119,394	51,238	19,000	6,068	40,494	115,671	200	352,065
Union	1,662,240	461,066	337,034	21,072	149,711	1,256,859	7,749	3,895,731
Warren	153,608	26,826	-	16,072	40,589	138,706	880	376,681
TOTAL	\$18,619,963	\$4,608,674	\$2,079,998	\$560,375	\$2,160,463	\$13,892,794	\$108,558	\$42,030,825
TOTAL 1 YEAR AGO	\$15,497,481	\$4,186,043	\$1,791,060	\$650,773	\$1,960,093	\$12,274,460	\$ 92,539	\$36,452,449

Source: County Budget and Audit Reports on file with the Division of Local Finance.

FISCAL TABLE F

Analysis of Expenditures by the Counties
For Other Than Salaries
1973

COUNTY	COUNTY COURTS AND LAW DIV., SUPERIOR CT.	DISTRICT COURTS	JUVENILE & DOM. REL. COURTS	JURY COMM'RS	SURROGATE	PROBATION DEPT.	LAW LIBRARY	TOTAL
Atlantic	\$ 165,858	\$ 10,908	\$ -	\$ 6,321	\$ 14,354	\$ 27,332	\$ 600	\$ 225,373
Bergen	92,320	18,269	10,655	218,526	21,838	51,646	8,682	421,936
Burlington	41,983	5,353	-	85,334	9,908	35,341	4,629	182,548
Camden	138,104	11,273	37,295	186,770	10,624	83,723	4,000	471,789
Cape May	13,920	2,167	4,465	26,002	5,970	22,696	2,794	78,014
Cumberland	66,936	3,385	44,481	51,056	5,502	12,869	4,951	189,180
Essex	187,555	28,061	19,796	620,240	28,961	291,629	36,124	1,212,366
Gloucester	18,524	3,787	5,110	63,153	7,015	26,696	3,644	127,929
Hudson	114,307	21,422	24,482	199,834	12,210	41,041	5,506	418,802
Hunterdon	9,996	4,697	-	24,844	4,484	14,887	6,259	65,167
Mercer	76,583	4,999	396	152,459	6,726	53,481	10,276	304,920
Middlesex	155,813	28,699	25,560	225,713	12,946	88,481	15,276	552,488
Monmouth	67,949	20,365	6,292	247,758	12,284	54,713	6,923	416,284
Morris	92,062	5,846	60,672	90,894	13,220	68,725	7,266	338,685
Ocean	55,448	1,212	-	93,096	6,065	34,867	4,102	194,790
Passaic	78,663	23,664	22,461	281,604	5,072	80,441	45,497	537,402
Salem	15,837	1,000	17,511	25,798	5,058	15,049	7,388	87,641
Somerset	33,532	4,841	-	75,063	4,527	51,819	11,726	181,508
Sussex	9,411	7,565	5,628	24,913	5,646	14,029	3,530	70,722
Union	283,255	32,491	19,901	17,835	11,204	98,465	9,456	472,607
Warren	23,947	1,500	-	2,267	4,989	12,722	6,083	51,508
TOTAL	\$1,742,003	\$241,504	\$304,705	\$2,719,480	\$208,603	\$1,180,652	\$204,712	\$6,601,659
TOTAL 1 YEAR AGO	\$1,256,171	\$226,464	\$ 84,564	\$2,815,515	\$191,346	\$1,065,345	\$141,969	\$5,781,374

SOURCE: County Budget and budget reports on file with the Division of Local Finance.

FISCAL TABLE G
Summary of Revenue to the Counties
From The Judiciary
1973

County	County Court	District Court	Surrogate	Probation Dept.	Total
Atlantic	\$ 388,430	\$ 49,409	\$ 95,780	\$ 68,442	\$ 602,061
Bergen	272,683	213,902	247,584	\$ 118,976	\$ 853,145
Burlington	915,756	58,358	58,561	100,812	1,133,487
Camden	812,671	118,005	96,446	120,714	1,147,836
Cape May	400,152	12,084	30,007	39,791	482,034
Cumberland	121,462	37,061	38,428	92,006	288,957
Essex	179,346	491,774	295,779	285,947	1,252,846
Gloucester	369,854	226,523	35,599	55,125	687,101
Hudson	112,631	246,796	110,097	191,713	661,237
Hunterdon	118,024	14,986	23,849	5,630	162,489
Mercer	490,943	81,990	111,777	67,800	752,510
Middlesex	866,223	148,205	92,547	25,571	1,132,546
Monmouth	1,038,026	111,595	149,227	120,768	1,419,616
Morris	955,290	81,958	91,867	62,067	1,191,182
Ocean	1,079,008	61,802	73,835	57,213	1,271,858
Passaic	116,687	166,147	99,406	86,979	469,219
Salem	81,166	22,637	17,501	45,182	166,486
Somerset	409,213	40,455	139,875	29,759	619,302
Sussex	339,675	25,428	19,695	12,371	397,169
Union	131,305	168,122	139,566	165,899	604,892
Warren	170,263	27,758	19,655	3,063	220,739
TOTAL	\$9,368,808	\$2,404,995	\$1,987,081	\$1,755,828	\$15,516,712
TOTAL 1 YEAR AGO	\$8,370,325	\$2,150,744	\$1,845,802	\$1,428,886	\$13,795,757

SOURCE: County Budget and budget reports on file with the Division of Local Finance.

FISCAL TABLE H
Summary of Expenditures by the Municipalities
for the Municipal Courts
1973

County	Salaries of Judges	Other Salaries	Other Expenses	Total
Atlantic	\$ 80,698	\$ 195,512	\$ 55,684	\$ 331,894
Bergen	284,150	654,863	177,560	1,116,573
Burlington	131,473	258,656	81,916	472,045
Camden	129,889	406,581	92,200	628,670
Cape May	77,474	115,356	23,645	216,475
Cumberland	55,872	91,584	31,230	178,686
Essex	294,373	1,241,579	189,494	1,725,446
Gloucester	68,935	137,064	29,727	235,726
Hudson	159,913	684,055	117,381	961,349
Hunterdon	30,619	48,534	18,183	97,336
Mercer	84,230	287,693	61,559	433,482
Middlesex	215,914	470,882	77,854	764,650
Monmouth	231,648	467,280	103,385	802,313
Morris	152,585	300,216	55,297	508,098
Ocean	109,123	286,856	86,330	482,309
Passaic	116,893	351,063	82,557	550,513
Salem	37,995	35,512	14,726	88,233
Somerset	81,176	136,731	40,235	258,142
Sussex	36,822	50,797	16,131	103,750
Union	159,880	415,829	80,037	655,746
Warren	43,015	46,066	18,076	107,157
TOTAL	<u>\$2,582,677</u>	<u>\$6,682,709</u>	<u>\$1,453,207</u>	<u>\$10,718,593</u>
TOTAL 1 YEAR AGO	<u>\$2,366,772</u>	<u>\$5,675,989</u>	<u>\$1,392,519</u>	<u>\$ 9,435,280</u>

SOURCE: Annual reports of municipal auditors to the Division of Local Finance and the Administrative Office of the Courts.

FISCAL TABLE I
Summary of Fines, Court Costs and Forfeitures
of Bail Assessed by the Municipal Courts and
County District Courts Exercising Concurrent Jurisdiction
Court Year Ending August 31, 1974

COUNTY	MUNICIPAL COURTS	DISTRICT COURTS	TOTAL
Atlantic	\$ 1,494,703	\$ ---	\$ 1,494,703
Bergen	2,548,729	614,357	3,163,086
Burlington	2,371,626	---	2,371,626
Camden	2,137,738	---	2,137,738
Cape May	834,356	---	834,356
Cumberland	700,542	---	700,542
Essex	5,808,395	---	5,808,395
Gloucester	728,444	---	728,444
Hudson	3,267,225	465,316	3,732,541
Hunterdon	483,358	---	483,358
Mercer	2,010,686	---	2,010,686
Middlesex	3,090,753	---	3,090,753
Monmouth	2,279,598	---	2,279,598
Morris	1,563,741	---	1,563,741
Ocean	1,482,426	650	1,483,076
Passaic	1,846,538	---	1,846,538
Salem	435,224	---	435,224
Somerset	836,846	---	836,846
Sussex	485,866	10,217	496,083
Union	2,551,679	---	2,551,679
Warren	461,978	100,919	562,897
TOTAL	<u>\$ 37,420,451</u>	<u>\$ 1,191,459</u>	<u>\$ 38,611,910</u>
TOTAL 1 YEAR AGO	<u>\$ 34,399,257</u>	<u>\$ 1,486,792</u>	<u>\$ 35,886,049</u>

Source: Monthly Reports to the Administrative Office of the Courts
Reference: Table G-2



STATISTICAL DATA
ON
COUNTY PROBATION DEPARTMENTS

Probation Services

Innovations

In response to the continuing need for more and improved statistical data on probation operations in New Jersey, various innovations have been developed in data collection, tabulation and the statistical presentation which follows.

The data collection mechanism for probation personnel is based on the Monthly Personnel Inventory which is submitted by each county department to the Probation Research and Development unit of the Administrative Office of the Courts. Thus, changes in staffing such as personnel additions, terminations, promotions, salary and educational level are updated on a monthly basis.

Data related to work volume is collected through the Monthly Probation Statistical Summary Report, which is also completed by each county department and submitted to the Probation Research and Development unit. Prior to the 1973-1974 court year work volume data was reported once annually. The monthly reporting mechanism provides for greater control in data validation and it offers an up-to-date probation information source.

Both the Personnel Inventory and the Monthly Statistical Summary have been transformed to mechanical tabulation. The

key punching and computer print out of this data is done on a regular basis. This mechanized tabulation of data has been a time saving operation, and it allows for the planning of various statistical programs heretofore impossible.

With these data innovations the 1973-1974 annual report on probation services presents fourteen statistical pages, compared to ten in the previous year. Personnel data is presented on two A tables and one chart, while work volume data on investigations is included in Table B-1. The work volume data on probation supervision has been divided into two tables, adult (B-2) and juvenile (B-3). Probation transfers are listed in Table B-4 and probation terminations by reason comprise Table B-5. "Supervised Collections" are Table B-6. Fiscal data is reported in "Appropriations" (C-1) and monies collected (C-2).

Federally funded probation projects that are operating in the counties are listed in Table D-1. A "Volunteers in Probation" Table (D-2), and a "Probation Training" Chart (D-1) are included in new data being reported.

Personnel

During the court year ending August 31, 1974 the 21 county probation departments expanded their probation officer staffs, including all ranks, to a total of 916 positions. The addition of 110 positions is an increase of 14% over the previous court year when 806 officers were employed. This 14% growth in the

past year contrasted to an average annual increase of less than 9% in the past decade may reflect a recognition of one of the needs of an improved probation service, as well as the infusion of substantial federal funding through the State Law Enforcement Planning Agency.

Field positions, comprised of probation officer and senior probation officer, increased by 82 and now represent 82% of the total officer staff. The remaining 18% or 28 positions were divided between supervisory and administrative personnel positions.

Increases in three counties, Essex (34 positions), Middlesex (14 positions), and Bergen (13 positions) account for more than half of the probation officer expansion. Cumberland County had the greatest percentage increase (56%) with a staff growth from 9 to 14.

There was an increase of 21 Investigator positions during the court year, bringing the total to 169. This also reflected a 14% increase in a position which provides support services to regular probation officer staff. Three counties were still not utilizing the Investigator position at the close of this court year (Mercer, Ocean and Warren).

Accounting, technical and clerical personnel totaled 622 at the close of the court year, reflecting a 13% increase. Other professional positions were increased by 8 and part time

employees rose from 23 to 33 positions at the close of the court year.

Work Volume

Data related to the volume of work, being presented on six B tables as opposed to three in the previous court year, provides statistics on investigations, probation supervision, probationers transferred and terminated and supervised collections.

In previous years the supervision data tables compiled and presented "cases" as the unit of count. For the 1973-1974 court year, and subsequent years, "persons" is the unit of count. With the implementation of this change, valid comparisons to previous court years are not feasible. Thus the application of a weighted formula, used in previous years to assess changes in the overall volume of work, is impractical in this court year.

During the court year a total of 17,527 adult presentence investigations were conducted, 89% utilizing the long form and 11% employed the short form. Generally, the long form is used in criminal investigations for the County and Superior Courts and the concise short form for criminal cases in the Municipal Courts. Exceptions are made at the discretion of the judge.

Juvenile predisposition reports totaled 7,288 for the court year. This figure should not be compared to last years 11,054

as the new column "Other" reported in Table B-1 may include many limited juvenile investigations previously included in the juvenile predisposition column.

Chancery custody investigations and domestic relations investigations should also not be compared to the previous court year since many may be listed in the "Other" column. Bail/ROR investigations of 15,709 reflect a 27% rise over last year, Grand Jury investigations decreased by 2% and Work Release investigations increased from 183 to 285. Interstate Compact investigations, conducted at the request of other states, totaled 525 and were not reported in previous years.

The number of persons on probation supervision at the close of the court year totaled 40,311. This figure includes 28,656 adults and 11,655 juveniles. In addition 32 parolees were supervised through the Essex County Probation Department as of August 31, 1974. The majority of adults on probation supervision, 61%, were processed through County and Superior Courts; 24% were processed through Municipal Courts and 15% were placed on probation through the Juvenile and Domestic Relations Court.

Juveniles reported in Table B-3 are classified as formal and informal, 46% and 54% respectively at the close of the court year. These classifications indicate juveniles who are represented by legal counsel (formal calendar) and those without legal counsel (informal calendar), and generally reflect the severity

of the situation.

Legislation that became effective March 1, 1974 established the Juvenile In Need of Supervision (JINS) classification as contrasted to the delinquent status. A JINS offense is one which is related to juvenile status and includes such offenses as incorrigibility, running away, truancy, etc. JINS juveniles may correspond, in a broad sense, to those heard on the informal calendar while delinquent juveniles may be the approximate equivalent to those heard on the formal calendar. To maintain uniform data reporting the formal/informal breakdown was used for the entire court year.

The total number of probationers transferred to another county or state for supervision during the 1973-1974 court year (Table B-4) was 3,060. Of this number 86% were adults and 14% were juveniles. Persons terminating probation status during the court year (Table B-5) totaled 25,817, 65% adults and 35% juveniles. This total figure is equivalent to 64% of the total number of probation at the close of the court year, suggesting a complete turnover in probation caseloads nearly every year and a half. Probationers completing their term represented 72% of all terminations. The remaining 28% saw a change in their probation status as a result of a violation of probation conditions, a new offense, death, absconding or other reasons.

Persons under an order of the court to pay support, alimony,

court costs, fines or restitutions are represented in Table B-6. A total of 85,794 persons were under such court orders at the close of the court year. On the Superior Court level, Chancery Division, 29,376 persons were ordered to pay support and alimony through the probation department. Persons who were processed through the Juvenile and Domestic Relations Court represent 61% (52,649 persons) of all persons making payment through county probation departments at the close of the court year and 4% (3,769 persons) of those ordered to make payments include municipal court pay-thru cases and those paying fines, restitutions or court costs.

Salaries and Expenses

Total appropriations for probation services by the counties amounted to \$18,276,525 in 1974. This represents a 17% increase from the county appropriations of calendar year 1973, with salaries and wages accounting for nearly 92% of the increase and total. Materials, supplies and other services represent the remaining 8% of the total appropriations.

In the past five years the cost of operating probation services has more than doubled. This reflects continually rising salaries and cost of materials, as well as additional personnel for the expansion of the service.

Programs operating through county probation departments and funded by the State Law Enforcement Planning Agency had combined

budgets totaling \$1,505,203, with 82% of this figure representing salaries and wages. This 1973-1974 court year figure represents 11 counties, with 10 county probation departments having received no grants through the State Law Enforcement Planning Agency.

Support and Other Collections

Monies collected and disbursed by the county probation departments increased 9% over the previous court year. The 1973-1974 sum of \$70,618,655 represents increases in every county. Support and alimony payments account for nearly 97% of all collections and the remainder includes court costs, fines and restitution.

The monies collected for support and alimony (\$68 million) was ordered by the courts to be collected and disbursed by the probation departments since alternative methods of family support have failed. Fulfilling one of its functions as the enforcement arm of the court, probation departments collected these monies and disbursed them to families and frequently to welfare departments as reimbursement on welfare payments. The \$68 million total suggests the immense social contribution that the courts and probation have provided for the welfare of certain New Jersey families. It also represents savings to the taxpayer by way of deferred public support.

Specialized Probation Projects

Probation projects funded by the State Law Enforcement

Planning Agency for all or part of the 1973-1974 court year are presented on Table D-1. These new approaches to providing services to probationers and the court include juvenile programs, volunteers, bail programs, intake, a job bank, pre-trial diversion, a diagnostic program and a specialized caseload method of probation supervision which utilizes federal discretionary funds for a high impact program.

This listing of innovative approaches within probation indicates the effort being made in the New Jersey probation system to provide better service. Some of these projects, along with others that have received federal funds for their initial years, have demonstrated success and are now funded as a part of regular county appropriations.

Volunteers

In April 1974 the appointment of a Coordinator of Volunteers on the state level was made possible by a grant through the State Law Enforcement Planning Agency. Under the Assistant Director of Probation within the Administrative Office of the Courts, the Coordinator is serving a variety of functions including: 1) promoting the use of volunteers; 2) surveying and data gathering concerning the existing volunteer programs; 3) providing consultation services to county probation departments planning volunteer programs and 4) developing a model "Volunteers in Probation" project.

Volunteer programs have been established in thirteen counties.

These programs are outlined in Table D-2. Counties planning programs for the next court year include Cape May, Gloucester, Hunterdon, Mercer, Salem, Somerset and Sussex.

Volunteers in Probation are primarily involved in one to one counseling, but in some counties they are also performing clerical functions, job development and other services.

All volunteers to be involved in counseling are requested to commit themselves to the program for one year. The volunteer process involves several basic steps: training, case assignment, regular meetings with the offender and ongoing contacts with the volunteer supervisor. Training in most counties involves several sessions totalling approximately 10 hours, and in a few counties training is even more intensive. Case assignments are made through a personalized matching process which considers the needs, problems and personality of the offender, as well as, the talents, personality and resources of the volunteer. The volunteer arranges regular weekly counseling sessions with his client and reports regularly to the volunteer supervisor.

It is through such volunteer efforts that probation services are supplemented. These programs offer personal satisfaction to the individual volunteer, an intensive service to the offender, and a substantial financial saving through a public service.

During the next court year the coordinator will continue

to assist counties in the planning and implementation of new programs and will coordinate the current programs through regular communications and meetings with program administrators. A resource library containing technical reports, training aids and films will be developed for those involved in or interested in volunteerism in the state. Publicity will be expanded to provide information and ideas on volunteers in probation throughout New Jersey.

Probation Training

Through the Chief of Probation Training a variety of on-the-job courses are available to probation personnel. During the court year ending August 31, 1974, a total of 71 officers completed the Orientation course for newly appointed personnel and 68 completed the advanced course in Skills and Methods. Seventy-seven officers completed group counseling courses; 37 in an advanced course and 40 in the basic guided group interaction technique. The supervision training course was taken by 30 officers having middle-management responsibilities. The amount of training through these four courses is compared to that conducted in the previous court year in Chart D-1.

A course in narrative report writing was developed and conducted in the past court year. It was open to probation officers and investigators who are involved in report preparation, and was completed by 21 persons. Since it has had a successful beginning, it will be continued as an ongoing

probation training course.

Labor relations courses conducted during the court year included collective bargaining, completed by 21 administrators involved in labor negotiations; and grievance procedure, a middle-management course completed by 43 persons.

All of these courses, developed and arranged through the Chief of Probation Training, were conducted at an approximate cost of \$20,500. Thus, 331 participants completed various probation training courses at an average cost of \$62 for each individual.

Part-time scholarships, through the Educational Scholarship Fund, were provided for 63 persons employed by Probation. The total expenditure for these scholarships during the court year amounted to \$11,220. This sum paid for 111 courses (93 for credit and 18 for no-credit), with the average funding per course being \$101. The scholarships are funded through a grant from the State Law Enforcement Planning Agency, based on the insufficiency of Law Enforcement Education Program funds to service the total needs of probation personnel.

Courses funded included graduate, undergraduate and specialized courses completed at colleges throughout the state. The probation training diagram (Chart D-1) provides a breakdown on the variety of courses for which scholarship funds were approved. These courses are required to be job related and thus, most are

in the social and behavioral sciences.

The major goals for Probation Training are to upgrade, intensify and expand client services; to help the probation officer attain the knowledge, skills and attitudes requisite to effective job performance, and to involve all levels of probation staff in some type of formal probation training. Attaining these goals in the coming court year will be accomplished through the continuance of courses that have been conducted and the probation scholarship fund. In addition, seminars on communications, community relations and administration are planned.

Probation Research and Development

Probation Research and Development continued to work directly with a number of departments during the court year in an effort to achieve further improvement in their internal operations. The unit also completed a number of substantive projects that are expected to have a long range impact on the delivery of services from a system wide perspective.

The statistical component of the Probation Research unit continued its data collection activities incorporating various updates in statistical collection, tabulation and presentation. These innovations are evidenced throughout the present annual report.

Other activities of the unit included technical assistance

to a number of probation departments in program development and administrative management, the development of standard programs and procedures, and research and analysis of policy issues.

Some of the specific projects that the Probation Research and Development unit has conducted in the 1973-1974 court year include: 1) the development of a model Pre-Adjudication Release System; 2) an analysis of the recently enacted JINS legislation; 3) the development of a statewide program for the funding of probationer emergencies; 4) the design of a model investigative process; 5) the development of a model probation revocation process; 6) the compilation of an instruction manual for Grand Jury investigations; 7) the development of a drug screening program; 8) research and analysis in methods and practices of probation officer supervision; and 9) the promulgation of spatial standards and record management standards. Data collection activities along with projects such as these have continued the positive direction toward an improved, effective probation system.

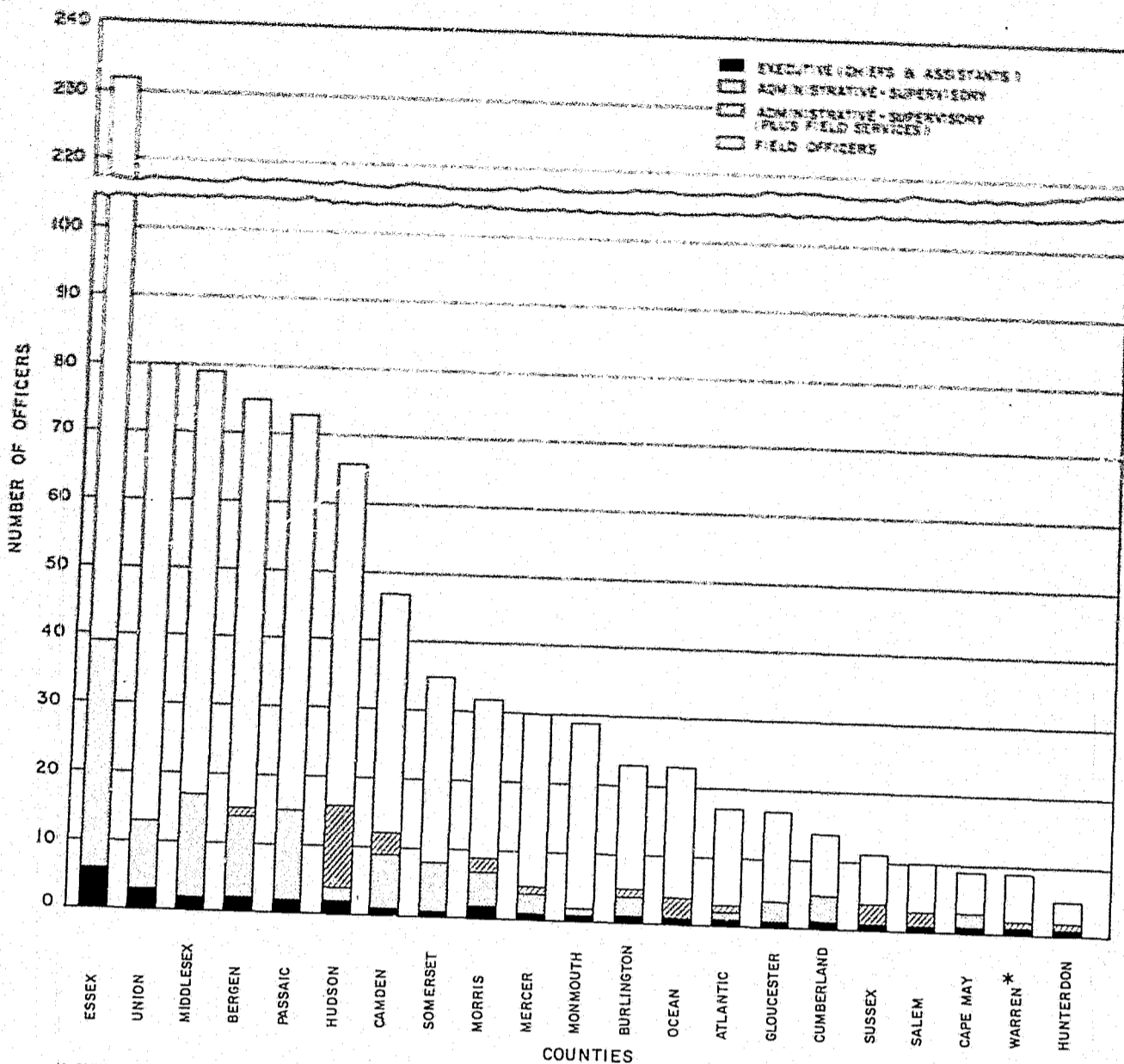
This direction will continue in the next court year through further development and implementation of model programs and probation standards and through ongoing consultative assistance to county probation departments. Refinements in statistical collection and tabulation are to be continued and will be expected to produce a more comprehensive data base; which is the foundation for more effective improvements in probation services.

PROBATION TABLE A-1
PROBATION PERSONNEL AND SALARY RANGES
September 1, 1973 to August 31, 1974

County	Chief Probation Officer			Assistant Chief Probation Officer			Principal Probation Officer I			Principal Probation Officer II			Senior Probation Officer			Probation Officer			
	Total	Male	Female	Total	Male	Female	Total	Male	Female	Total	Male	Female	Total	Male	Female	Total	Male	Female	
Atlantic	1	0	0	1	0	0	0	0	0	0	0	0	0	0	0	0	0	0	0
Bergen	1	1	0	1	0	0	3	0	0	0	0	0	0	0	0	0	0	0	0
Burlington	1	1	0	0	0	0	0	0	0	0	0	0	0	0	0	0	0	0	0
Camden	1	1	0	0	0	0	0	0	0	0	0	0	0	0	0	0	0	0	0
Cape May	1	1	0	0	0	0	0	0	0	0	0	0	0	0	0	0	0	0	0
Cumberland	1	1	0	0	0	0	1	0	0	0	0	0	0	0	0	0	0	0	0
Essex	1	0	0	5	5	0	9	9	0	24	21	3	73	48	15	120	75	17	10
Gloucester	1	0	0	0	0	0	0	0	0	3	1	1	3	0	0	10	7	2	8
Hudson	1	1	0	1	1	0	5	5	0	9	8	1	29	28	1	21	17	4	9
Hunterdon	1	1	0	0	0	0	0	0	0	0	0	0	2	1	1	2	0	0	9
Mercer	1	1	0	0	0	0	1	0	0	0	0	0	2	1	1	13	10	3	9
Middlesex	1	1	0	1	0	0	5	2	0	10	5	2	20	11	5	42	7	3	8
Morristown	1	1	0	0	0	0	0	0	0	0	0	0	0	0	0	0	0	0	0
Morris	1	1	0	1	0	0	0	0	0	5	4	0	3	1	2	22	11	7	8
Ocean	1	1	0	0	0	0	0	0	0	2	2	0	8	6	2	22	14	8	8
Passaic	1	1	0	1	1	0	4	3	1	9	7	2	14	7	7	44	34	10	10
Salem	1	1	0	0	0	0	0	0	0	0	0	0	2	0	0	7	5	1	8
Somerset	1	1	0	0	0	0	2	0	0	5	0	0	8	7	1	19	11	6	10
Sussex	1	1	0	0	0	0	0	0	0	0	0	0	1	1	0	9	4	2	8
Trenton	1	1	0	2	1	0	8	5	1	15	12	3	15	12	3	52	30	19	10
Warren	1	1	0	0	0	0	0	0	1	1	0	1	2	0	0	5	3	1	9
TOTAL	21	18	1	12	10	0	38	28	1	97	65	14	233	176	47	515	295	113	
TOTAL ONE YEAR AGO	21	18	1	7	6	0	29	24	1	83	60	14	222	171	37	444	279	103	
PERCENT CHANGE FROM LAST YEAR	0	0	0	+71	+67	0	+31	+17	0	+17	+8	0	+5	+3	+27	+16	+6	+10	

* Also includes provisional & temporary, excludes persons on leave.
Source: Probation Administrative Management System-Probation Research & Development.

PROBATION CHART A-1
DEPARTMENTAL ORGANIZATION BY FUNCTION
AS OF AUGUST 31, 1974



* CHIEF PROBATION OFFICER ALSO SUPERVISES A CASELOAD OF PROBATIONERS.
SOURCE: PROBATION ADMINISTRATIVE MANAGEMENT SYSTEM - PROBATION RESEARCH & DEVELOPMENT.

PROBATION TABLE A-2
OTHER PROFESSIONAL AND SUPPORTIVE PERSONNEL
September 1, 1973 to August 31, 1974

County	Senior Investigator			Investigator			Other Professionals Including Project Administrators	Accounting and Other Technical Personnel		Clerical Salary Ranges With Minimum Less Than \$6,000		Clerical Salary Ranges With Minimum Greater Than \$6,000		Part Time - All Classifications		
	Total	Permanent Male	Permanent Female	Salary Ranges	Total	Permanent Male		Permanent Female	Salary Ranges	Total	Salary Ranges	Total	Salary Ranges			
Atlantic	0	0	0		4	2	0	\$5,115-\$9,709	1	6	\$4,170-\$ 9,709	13	\$4,134-\$10,385	1	\$6,260-\$11,885	2
Bergen	0	0	0		8	4	4	6,920- 9,782	1	8	5,120- 11,654	27	4,870- 7,996	9	6,152- 16,685	1
Burlington	0	0	0		10	5	2	6,600	3	5	4,600	16	4,600	5	6,200	0
Camden	4	1	1	\$ 9,088	21	4	7	7,781	0	8	5,562	24	5,022	7	6,102	4
Cape May	0	0	0		3	2	1	6,778- 9,149	0	4	5,059- 8,326	4	5,059- 7,943	2	6,778- 9,588	0
Cumberland	4	4	0	8,000- 12,000	1	1	0	6,500-10,000	0	1	5,264- 7,916	8	5,264- 8,477	0		0
Essex	0	0	0		10	5	4	8,150-12,191	0	7	6,450- 13,235	0		98	6,450- 15,359	11
Gloucester	1	0	1	7,018- 9,299	5	0	2	6,366- 8,433	0	3	4,750- 8,433	14	4,524- 7,286	1	7,369- 9,762	0
Hudson	0	0	0		7	3	4	6,500- 8,500	2	4	6,000- 10,900	25	5,200- 7,500	20	6,000- 9,900	1
Hunterdon	0	0	0		0	0	0		0	2	5,338	0		3	7,144	0
Mercer	0	0	0		0	0	0		0	6	4,796- 11,868	25	4,496- 8,439	11	6,122- 16,211	3
Middlesex	2	1	0	8,162- 11,424	20	0	0	7,263- 9,475	0	8	4,796- 12,850	33	4,350- 8,490	8	7,086- 14,137	0
Monmouth	0	0	0		3	3	0	5,499- 7,149	0	10	4,972- 6,870	14	4,037- 7,149	1	6,366- 8,282	0
Morris	0	0	0		15	4	1	6,900-10,900	4	5	5,400- 9,400	18	5,200- 8,310	6	6,100- 13,000	6
Ocean	0	0	0		0	0	0		0	5	4,665- 7,958	8	4,955- 7,958	4	6,340- 9,613	0
Passaic	4	1	2	8,592- 11,172	15	5	7	7,794-10,128	2	8	5,540- 10,637	31	5,275- 7,563	8	6,412- 12,932	0
Salem	0	0	0		2	0	1	6,063- 7,881	0	2	4,384- 7,426	6	4,384- 6,459	0		0
Somerset	2	2	0	10,073- 13,576	2	2	0	8,636-11,640	0	4	5,579- 11,640	6	5,579- 8,026	10	6,402- 12,572	4
Sussex	0	0	0		3	1	0	6,285- 8,797	0	3	4,689- 8,797	4	4,689- 6,561	0		1
Union	0	0	0		23	2	13	7,750- 9,250	0	9	6,450- 15,200	0		36	6,150- 12,400	0
Warren	0	0	0		0	0	0		0	3	5,061- 11,129	3	5,314- 7,176	2	6,152- 10,096	0
TOTAL	17	9	4		152	43	46		13	111		279		232		33
TOTAL ONE YEAR AGO	11	5	3		137	40	42		5	108		278		165		23
PERCENT CHANGE FROM LAST YEAR	+55	+80	+33		+11	+8	+10		+160	+3		+4		+41		+44

* Also includes provisional & temporary, excludes persons on leave.

Source: Probation Administrative Management System-Probation Research & Development.

PROBATION TABLE B-1
 WORK VOLUME - INVESTIGATING EMPLOYEES
 September 1, 1973 to August 31, 1974

County	Adult Presentence (Criminal) County & Superior Courts		Adult Presentence (Criminal) Municipal Court		Juvenile Pre-disposition Juvenile & Domestic Relations Court	Chancery Custody Superior Court	Domestic Relations Juvenile & Domestic Relations Court	Mail Box	Grand Jury	Work Release	Inter-State Compact	Other*
	Long Form	Short Form	Long Form	Short Form								
Atlantic	599	0	0	0	125	14	5	125	0	0	10	492
Bergen	550	161	622	307	450	248	2	376	312	0	13	357
Burlington	469	1	48	32	252	47	70	630	0	120	17	25
Caden	911	2	0	35	225	37	76	1,732	717	0	70	28
Cape May	197	5	0	0	370	11	90	114	0	42	7	147
Cumberland	354	1	2	3	201	10	614	3	0	42	2	295
Essex	3,193	84	28	438	481	191	155	2,686	1,596	0	90	352
Gloucester	131	0	10	48	123	19	28	243	127	0	13	612
Hudson	1,181	0	0	68	1,032	61	103	2,128	0	0	78	2
Hunterdon	70	0	89	6	50	22	12	124	0	0	7	103
Mercer	814	0	43	88	538	43	26	709	0	0	64	29
Middlesex	1,100	17	70	72	176	80	41	1,649	0	0	16	385
Monmouth	1,102	8	50	13	1,392	71	51	902	0	0	0	670
Morris	257	16	15	77	137	101	36	164	160	0	0	105
Ocean	340	6	11	88	235	31	45	101	0	0	5	34
Passaic	860	11	93	207	409	37	122	2,496	1,350	0	13	2,612
Salem	148	0	15	0	43	0	512	0	0	77	4	491
Somerset	255	8	73	67	429	32	193	466	130	0	112	1,302
Sussex	76	1	1	4	63	20	7	4	0	0	2	213
Union	1,667	46	0	38	462	57	1,049	1,032	0	0	0	0
Warren	73	4	28	10	74	23	4	12	0	0	2	14
TOTAL	14,328	373	1,198	1,628	7,288	1,155	3,241	15,709	4,392	285	525	8,298

* Includes Juvenile Detention Hearings, Public Defenders' Hearings and all other limited investigations.

Source: Probation Administrative Management System-Probation Research & Development.

PROBATION TABLE B-2

WORK VOLUME - ADULT PROBATION SUPERVISION
 September 1, 1973 to August 31, 1974

County	Beginning September 1, 1973*				Added 1973-74				Transferred 1973-74				Terminated 1973-74				Remaining August 31, 1974			
	County and Superior Court (Criminal)	Municipal Court (Criminal)	Juvenile and Domestic Relations Court (Adult)	County Parole	County and Superior Court (Criminal)	Municipal Court (Criminal)	Juvenile and Domestic Relations Court (Adult)	County Parole	County and Superior Court (Criminal)	Municipal Court (Criminal)	Juvenile and Domestic Relations Court (Adult)	County Parole	County and Superior Court (Criminal)	Municipal Court (Criminal)	Juvenile and Domestic Relations Court (Adult)	County Parole	County and Superior Court (Criminal)	Municipal Court (Criminal)	Juvenile and Domestic Relations Court (Adult)	County Parole
Atlantic	468	35	1	1	280	77	0	5	34	0	0	0	327	46	1	6	387	66	0	0
Bergen	1,601	517	57	0	875	538	0	0	132	24	0	0	793	470	16	0	1,551	561	41	0
Burlington	675	77	100	0	397	72	206	0	233	2	0	0	346	92	116	0	493	55	184	0
Caden	1,452	641	128	0	675	582	156	0	451	119	1	0	366	366	47	0	483	41	0	0
Cape May	561	174	0	0	224	36	0	0	25	0	0	0	277	169	0	0	265	52	0	0
Cumberland	146	72	0	0	227	80	0	0	16	0	0	0	92	100	0	0	3,339	2,210	1,880	32
Essex	3,090	2,022	1,699	21	2,117	2,211	1,021	37	141	31	2	0	1,727	1,992	838	26	268	76	26	0
Gloucester	294	74	26	0	186	63	0	0	37	0	0	0	175	61	0	0	1,878	794	0	0
Hudson	1,675	916	0	0	1,055	707	0	0	48	17	0	0	804	812	0	0	106	19	1	0
Hunterdon	84	7	1	0	103	27	0	0	21	2	0	0	60	13	0	0	808	314	0	0
Mercer	785	261	0	0	616	392	6	0	56	5	0	0	537	334	0	0	1,363	373	9	0
Middlesex	1,153	233	12	0	1,071	461	0	0	562	107	0	0	499	214	9	0	1,097	139	0	0
Monmouth	948	164	0	0	699	145	0	0	121	2	0	0	429	168	0	0	510	167	181	0
Morris	430	183	225	0	417	179	26	0	73	11	0	0	264	184	75	0	584	24	0	0
Ocean	549	71	0	0	331	107	0	0	55	8	0	0	241	86	0	0	1,071	525	265	0
Passaic	1,103	470	1,091	0	579	351	56	0	143	40	4	0	468	256	337	0	186	9	126	0
Salem	173	19	109	0	158	3	0	0	36	1	0	0	109	12	39	0	315	106	0	0
Somerset	331	170	0	0	221	127	0	0	71	15	0	0	166	176	0	0	123	27	0	0
Sussex	103	19	1	0	86	24	0	0	22	1	0	0	44	15	1	0	1,211	609	674	0
Union	804	605	670	0	1,290	781	327	0	79	73	0	0	204	704	323	0	73	47	0	0
Warren	77	55	0	0	58	57	0	0	7	2	0	0	55	63	0	0	17,421	7,012	4,223	32
TOTAL	16,502	6,785	4,120	22	11,665	7,020	1,907	42	2,163	460	7	0	8,583	6,333	1,797	32	17,421	7,012	4,223	32

* Beginning figures are not the same as last year's remaining figures because persons are counted rather than cases.
 Source: Probation Administrative Management System-Probation Research & Development.

PROBATION TABLE B-3
WORK VOLUME - JUVENILE PROBATION CASES
September 1, 1973 to August 31, 1974

County	Beginning September 1, 1973		Added 1973-74		Transferred 1973-74		Terminated 1973-74		Remaining August 31, 1974	
	Juvenile & Domestic Relations Court Juveniles (Formal)	Juvenile & Domestic Relations Court Juveniles (Informal)	Juvenile & Domestic Relations Court Juveniles (Formal)	Juvenile & Domestic Relations Court Juveniles (Informal)	Juvenile & Domestic Relations Court Juveniles (Formal)	Juvenile & Domestic Relations Court Juveniles (Informal)	Juvenile & Domestic Relations Court Juveniles (Formal)	Juvenile & Domestic Relations Court Juveniles (Informal)	Juvenile & Domestic Relations Court Juveniles (Formal)	Juvenile & Domestic Relations Court Juveniles (Informal)
Atlantic	177	35	118	68	6	0	129	42	118	81
Bergen	207	231	144	369	5	15	211	263	213	332
Burlington	147	223	136	286	15	12	131	267	138	236
Camden	223	332	186	443	6	28	175	311	208	496
Cape May	496	232	111	117	25	12	421	147	161	190
Cumberland	113	314	50	389	1	7	84	317	78	379
Essex	811	643	681	477	5	9	606	561	881	550
Gloucester	26	154	57	68	2	4	30	48	31	170
Hudson	990	0	668	0	3	0	636	0	1,019	0
Hunterdon	66	16	98	17	11	2	46	9	109	22
Mercer	290	814	349	504	1	7	272	590	326	721
Middlesex	98	640	42	546	3	45	34	530	63	611
Monmouth	165	563	208	548	5	11	152	383	216	717
Morris	92	294	33	240	2	21	48	206	75	307
Ocean	307	161	216	174	15	6	177	186	331	203
Passaic	569	832	374	748	36	14	409	787	498	779
Salem	32	54	62	66	8	12	31	55	55	53
Somerset	251	39	185	66	19	0	184	49	233	56
Sussex	119	0	78	0	7	0	116	0	74	0
Union	440	216	372	280	16	7	261	168	535	321
Warren	22	52	19	134	2	24	11	81	28	81
TOTAL	5,583	5,861	4,185	5,560	194	236	4,164	4,940	5,410	6,245

* Beginning figures are not the same as last year's remaining figures because persons are counted rather than cases.
Source: Probation Administrative Management System-Probation Research & Development.

PROBATION TABLE B-4

WORK VOLUME - PROBATIONERS TRANSFERRED
September 1, 1973 to August 31, 1974

County	Transfer Persons Sent: Other Counties		Transfer Persons Sent: Other States		Returned Transferred Persons*		Total	
	** Adult	*** Juv.	** Adult	*** Juv.	** Adult	*** Juv.	** Adult	*** Juv.
	Atlantic	8	4	7	2	19	0	34
Bergen	80	8	62	8	14	4	156	20
Burlington	83	10	131	16	21	2	235	28
Camden	230	18	320	12	21	4	571	34
Cape May	6	12	19	22	0	3	25	37
Cumberland	8	6	0	0	8	2	16	8
Essex	55	5	35	3	84	6	174	14
Gloucester	22	5	10	1	5	0	37	6
Hudson	42	2	17	0	6	1	65	3
Hunterdon	10	2	8	10	5	1	23	13
Mercer	44	6	17	2	0	0	61	8
Middlesex	366	25	34	20	69	3	469	48
Monmouth	63	7	40	4	20	5	123	16
Morris	31	7	14	16	39	0	84	23
Ocean	24	10	15	8	24	3	63	21
Passaic	97	18	63	13	27	19	187	50
Salem	9	11	19	7	9	2	37	20
Somerset	66	12	12	6	8	1	86	19
Sussex	8	2	6	0	9	5	23	7
Union	63	2	22	5	67	16	152	23
Warren	4	5	4	20	1	1	9	26
TOTAL	1,319	177	855	175	456	78	2,630	430

* Persons previously transferred to another jurisdiction returned for termination.
** Includes adults from County & Superior Courts (Criminal), Municipal Court (Criminal), Juvenile and Domestic Relations Court (Adult).
*** Includes juveniles, both formal and informal, from Juvenile and Domestic Relations Court.
Source: Probation Administrative Management System-Probation Research & Development.

PROBATION TABLE 2-4

WORK VOLUME - PROBATIONERS TERMINATED
September 1, 1973 to August 31, 1974

County	Discharge Completed Term		Discharge Violation of Probation		Discharge New Offense		Discharged Deceased		Absconder Discharged		Discharge Other*		Total	
	Adult**	Juv***	Adult**	Juv***	Adult**	Juv***	Adult**	Juv***	Adult**	Juv***	Adult**	Juv***	Adult**	Juv***
	Atlantic	275	121	27	1	34	41	3	2	30	2	3	4	374
Bergen	1,045	445	81	13	37	8	11	4	33	3	72	1	1,279	474
Burlington	402	330	21	7	1	19	4	0	11	6	115	36	554	398
Camden	588	360	33	14	17	63	17	0	12	4	112	45	779	486
Cape May	436	559	4	4	1	0	2	0	3	0	0	5	446	568
Cumberland	179	371	1	0	0	21	2	0	9	9	1	0	192	401
Essex	2,386	640	325	21	176	59	76	8	698	34	896	405	4,557	1,167
Gloucester	195	73	5	0	9	0	2	0	2	0	23	5	236	78
Hudson	1,292	564	73	13	71	27	23	1	96	12	61	19	1,616	636
Hunterdon	67	53	0	0	2	0	1	1	3	0	0	1	73	55
Mercer	749	559	40	24	34	220	10	20	2	0	36	39	871	862
Middlesex	517	495	47	4	24	13	11	1	17	17	106	34	722	564
Monmouth	491	469	52	5	19	38	1	1	9	0	25	22	597	535
Morris	320	222	30	0	16	0	6	0	14	3	130	29	518	254
Ocean	300	283	13	4	4	11	8	2	1	0	1	3	327	303
Passaic	398	1,092	123	8	24	57	54	4	202	18	260	17	1,061	1,196
Salem	147	51	6	4	4	9	1	0	1	0	1	22	160	86
Somerset	180	185	12	4	7	6	3	0	1	1	139	37	342	233
Sussex	57	106	1	1	0	0	0	0	1	6	1	3	60	116
Union	1,105	380	146	1	58	5	25	25	48	5	449	13	1,831	429
Warren	98	68	3	3	4	1	0	1	5	1	8	18	118	92
TOTAL	11,227	7,426	1,043	131	544	598	262	70	1,198	121	2,439	758	16,713	9,104

* Primarily early terminations.

** Includes adults from County and Superior Courts (Criminal), Municipal Court (Criminal), Juvenile and Domestic Relations Court (Adult).

*** Includes juveniles, both formal and informal, from Juvenile and Domestic Relations Court.

Source: Probation Administrative Management System-Probation Research & Development.

PROBATION TABLE 3-6
WORK VOLUME - SUPERVISED COLLECTIONS
September 1, 1973 to August 31, 1974

County	Beginning September 1, 1973*				Added 1973-74				Transferred 1973-74				Terminated 1973-74				Remaining August 31, 1974			
	Superior Court Chancery-Matrimonial		Juvenile and Domestic Relations Court Collections**		Superior Court Chancery-Matrimonial		Juvenile and Domestic Relations Court Collections**		Superior Court Chancery-Matrimonial		Juvenile and Domestic Relations Court Collections**		Superior Court Chancery-Matrimonial		Juvenile and Domestic Relations Court Collections**		Superior Court Chancery-Matrimonial		Juvenile and Domestic Relations Court Collections**	
	Custody	Pay-Thru	Pay-Thru	Pay-Thru	Custody	Pay-Thru	Pay-Thru	Pay-Thru	Custody	Pay-Thru	Pay-Thru	Pay-Thru	Custody	Pay-Thru	Pay-Thru	Pay-Thru	Custody	Pay-Thru	Pay-Thru	Pay-Thru
Atlantic	0	926	2,385	13	0	103	529	13	0	0	0	0	0	12	52	10	0	1,017	2,862	16
Bergen	0	2,339	2,294	166	0	652	683	210	0	43	9	1	0	251	830	245	0	2,697	2,138	130
Burlington	0	1,216	2,911	21	0	521	806	33	0	1	12	0	0	17	247	6	0	1,719	3,458	48
Camden	0	1,792	5,138	732	0	273	1,197	525	0	3	51	0	0	45	1,352	377	0	2,017	4,932	880
Cape May	8	189	795	49	0	73	157	25	0	0	0	0	3	14	195	16	5	248	757	58
Cumberland	0	857	3,153	87	0	127	625	54	0	0	0	0	0	11	142	77	0	973	3,636	64
Essex	0	1,759	4,592	1,301	0	665	2,175	501	0	134	1	0	0	511	1,844	539	0	1,779	4,922	1,263
Gloucester	3	354	1,727	568	0	98	350	160	0	9	35	57	0	27	300	26	3	416	1,742	645
Hudson	0	3,090	10,863	44	0	443	1,112	65	0	0	3	0	0	68	597	23	0	3,465	11,375	86
Hunterdon	0	272	378	7	0	97	81	53	0	24	18	0	0	9	34	10	0	336	407	50
Mercer	7	19	30	0	3	251	374	284	0	0	19	0	10	78	306	97	0	192	79	187
Middlesex	0	2,394	2,605	0	0	690	463	63	0	79	42	0	0	156	607	23	0	2,849	2,419	40
Monmouth	0	3,009	2,824	0	0	549	276	0	0	19	2	0	0	13	147	0	0	3,526	2,951	0
Morris	120	1,233	1,360	70	22	290	279	5	0	0	0	0	43	312	383	1	99	1,211	1,256	74
Ocean	0	1,132	1,687	114	0	466	456	63	0	20	22	0	0	57	526	149	0	1,521	1,595	28
Passaic	0	1,322	2,776	111	0	375	669	50	0	118	13	1	0	142	892	46	0	1,437	2,540	114
Salem	0	171	454	12	0	48	172	17	0	0	0	0	0	13	63	29	0	266	563	0
Somerset	0	675	314	0	0	255	98	0	0	26	25	0	0	81	57	0	0	823	330	0
Sussex	20	466	836	0	57	135	279	0	0	16	4	0	59	4	125	0	18	581	986	0
Union	0	1,991	2,824	0	0	505	633	0	0	268	85	0	0	375	437	0	0	1,893	2,935	0
Warren	2	316	778	46	0	139	241	73	0	13	29	0	2	57	224	33	0	385	766	86
TOTAL	160	25,522	50,724	3,341	83	6,755	11,655	2,194	0	773	370	59	117	2,253	9,360	1,707	125	29,251	52,649	3,769

* Beginning figures are not the same as last year's remaining figures because persons are counted rather than cases.
** Includes persons paying Municipal Court Pay-Thru, fines, restitutions, and court costs through the probation department.
Source: Probation Administrative Management System-Probation Research & Development.

SUMMARY OF APPROPRIATIONS

County	County Appropriations (Calendar Year 1974)				State Law Enforcement Planning Agency (Projects in operation during Court Year 1973-74)				Total
	Salaries and Wages	Materials and Supplies	Services (Other Than Personal)	Total	Salaries and Wages	Materials and Supplies	Services (Other Than Personal)	Total	
Atlantic	323,096	15,170	9,360	347,626	46,229	10,346*		58,575	
Bergen	1,199,917	45,905	29,000	1,274,822	147,466	32,391*		179,857	
Burlington	465,871	22,000	20,700	508,571	21,852	3,809	3,869	29,530	
Camden	949,295	47,400	76,710	1,073,405	144,355	6,950	12,058	163,363	
Cape May	200,876	16,700	24,250	241,826					
Cumberland	244,180	5,250	12,500	261,930					
Essex	3,717,119	176,268	101,150	3,994,537	473,450	13,346	86,919	573,715**	
Gloucester	375,419	22,670	9,500	407,589	3,814	3,814*		7,628	
Hudson	1,272,700	25,620	23,750	1,322,070	37,996	14,110*		52,106	
Hunterdon	108,000	21,500*		129,500					
Mercer	673,447	67,960*		741,407					
Middlesex	1,558,200	65,897	102,792	1,726,889	14,010	3,863*		17,860	
Monmouth	588,110	47,000	12,300	647,410	64,274			64,274	
Morris	751,370	36,740	50,000	838,110					
Ocean	325,000	55,000*		380,000	194,948	62,783*		257,731	
Passaic	1,494,546	19,083	87,125	1,600,754					
Salem	166,000	8,650	11,350	186,000					
Somerset	614,360	36,000	22,600	672,960					
Sussex	166,574	19,264	9,500	195,338	83,881	16,683*		100,564	
Union	1,401,710	30,463	95,608	1,527,781					
Warren	180,000	18,000*		198,000					
TOTAL	16,775,790	802,540	698,195	18,276,525	1,234,275	168,082	102,846	1,505,203	

* Figure also includes services other than personal.

** Includes LEAA discretionary funding.

Source: Probation Administrative Management System-Probation Research & Development.

PROBATION TABLE C-2

WORK VOLUME - SUPERVISED COLLECTIONS

September 1, 1973 to August 31, 1974

(Monies Collected)

County	Support and Alimony	Court Costs and Fines	Restitutions	Total
Atlantic	\$ 2,046,668.95	\$ 53,464.02	\$ 25,998.28	\$ 2,126,131.25
Bergen	6,153,217.01	143,097.09	27,685.10	6,323,999.20
Burlington	3,394,092.81	95,713.97	14,273.32	3,504,080.10
Camden	5,405,051.85	127,851.86	44,759.13	5,577,662.84
Cape May	683,882.33	47,280.55	9,650.64	740,813.52
Cumberland	1,615,108.15	91,014.30	12,207.56	1,718,330.01
Essex	7,036,845.93	422,505.39	54,394.88	7,513,746.20
Gloucester	2,186,610.75	18,737.00	1,008.00	2,206,355.75
Hudson	5,786,372.14	167,606.75	54,874.39	6,008,853.28
Hunterdon	813,734.56	11,813.00	1,436.00	826,983.56
Mercer	3,021,554.15	65,694.96	35,629.82	3,122,878.93
Middlesex	5,513,932.14	46,911.91	19,721.33	5,580,565.38
Monmouth	4,908,004.04	179,126.33	7,363.55	5,094,493.92
Morris	3,756,009.56	63,854.50	25,085.73	3,844,949.79
Ocean	2,895,147.39	49,746.00	23,412.41	2,968,305.80
Passaic	3,325,925.54*	87,774.47	32,186.53	3,445,886.54
Salem	788,545.70	65,952.63	4,580.79	859,079.12
Somerset	1,748,777.00	25,239.00	1,740.00	1,775,756.00
Sussex	847,807.20	14,487.00	4,927.29	867,221.49
Union	5,167,313.84	206,268.76	31,213.39	5,404,795.99
Warren	1,101,301.88	2,866.00	3,598.85	1,107,766.73
TOTAL	68,195,902.92	1,987,005.49	435,746.99	70,618,655.40
TOTAL ONE YEAR AGO	62,629,914.13	1,800,113.96	383,729.35	64,813,757.44
PERCENT CHANGE FROM LAST YEAR	+8.9	+10.4	+13.6	+9.0

* Includes \$3,250 in surety bonds for the purpose of guaranteeing support and alimony payments.

Source: Probation Administrative Management System Probation Research and Development

PROBATION TABLE D-1

SLEPA FUNDED PROBATION PROJECTS

(In operation at any period during the Court Year ending August 31, 1974)

Project (Type & Description)	County	Year Project Started	Number of Staff	Project Allocations	
				SLEPA	Total Budget
JUVENILE					
A variety of programs with different names but similar objectives --an alternative to incarceration and/or reduction of recidivism by providing a variety of special services to juveniles.	Atlantic	1974	6	58,575	78,100
	Camden	1970	14	93,291	124,388
	Essex	1971	6	116,988	155,984
	Mercer	1974	2	52,106	57,896
	Passaic	1973	15	147,600	164,000
	Union	1972	7	80,911	107,882
VOLUNTEERS					
Primarily supervision of probationers on a one-to-one basis by a volunteer.	Bergen	1971	3	22,108	35,272
	Burlington	1972	3	29,530	39,404
	Camden	1973	10	25,048	32,397
	Hudson	1973	2	7,628	32,671
	Passaic	1973	4	45,236	50,274
BAIL					
Provides special information to judges on detained individuals to identify those people who may be released through bail or ROR.	Camden	1973	7	45,024	60,032
	Monmouth	1973	5	17,860	23,813
	Passaic	1973	4	32,860	37,241
	Union	1972	6	19,653	26,204
INTAKE					
Diverting from the courts complaints that are more appropriately processed by other agencies.	Essex	1974	7	35,280	37,605
	Morris	1972	7	64,274	85,698
JOB BANK					
Seeks to provide employment counseling and employment opportunities for probationers.	Bergen	1972	2	20,062	26,933
PRE-TRIAL DIVERSION					
Objective is to dispose of cases non-judicially to reduce court calendar.	Bergen	1974	6	137,687	152,986
DIAGNOSTIC					
Provides juvenile court with comprehensive psychiatric and psychological analysis of offenders.	Passaic	1971	8	32,035	32,035
HIGH IMPACT (Specialized Caseload)					
Officers with special training are assigned an entire specialized caseload; drug, alcohol, etc.	Essex	1973	34	421,447*	573,352

* LEAA discretionary funding.

Source: Probation Administrative Management System-Probation Research & Development.

CONTINUED

3 OF 4

PROBATION TABLE D-1
SLEPA FUNDED PROBATION PROJECTS

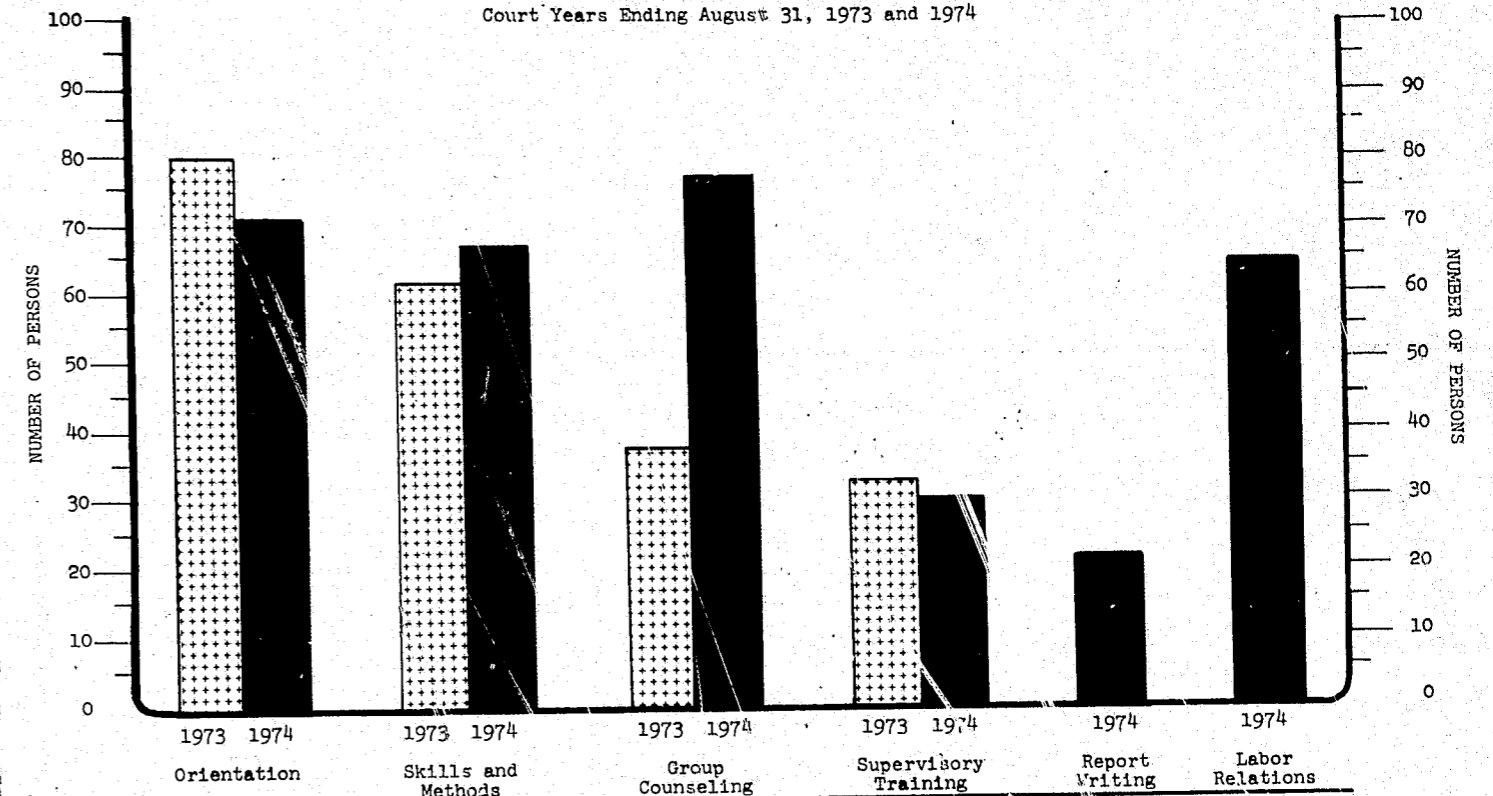
(In operation at any period during the Court Year ending August 31, 1974)

Project (Type & Description)	County	Year Project Started	Number of Staff	Project Allocations	
				SLEPA	Total Budget
JUVENILE					
A variety of programs with different names but similar objectives --an alternative to incarceration and/or reduction of recidivism by providing a variety of special services to juveniles.	Atlantic	1974	6	58,575	78,100
	Camden	1970	14	93,291	124,388
	Essex	1971	6	116,988	155,984
	Mercer	1974	2	52,106	57,896
	Passaic	1973	15	147,600	164,000
	Union	1972	7	80,911	107,882
VOLUNTEERS					
Primarily supervision of probationers on a one-to-one basis by a volunteer.	Bergen	1971	3	22,108	35,272
	Burlington	1972	3	29,530	39,404
	Camden	1973	10	25,048	32,397
	Hudson	1973	2	7,628	32,671
	Passaic	1973	4	45,236	50,274
BAIL					
Provides special information to judges on detained individuals to identify those people who may be released through bail or ROR.	Camden	1973	7	45,024	60,032
	Monmouth	1973	5	17,860	23,813
	Passaic	1973	4	32,860	37,241
	Union	1972	6	19,653	26,204
INTAKE					
Diverting from the courts complaints that are more appropriately processed by other agencies.	Essex	1974	7	35,280	37,605
	Morris	1972	7	64,274	85,698
JOB BANK					
Seeks to provide employment counseling and employment opportunities for probationers.	Bergen	1972	2	20,062	26,933
PRE-TRIAL DIVERSION					
Objective is to dispose of cases non-judicially to reduce court calendar.	Bergen	1974	6	137,687	152,986
DIAGNOSTIC					
Provides juvenile court with comprehensive psychiatric and psychological analysis of offenders.	Passaic	1971	8	32,035	32,035
HIGH IMPACT (Specialized Caseload)					
Officers with special training are assigned an entire specialized caseload; drug, alcohol, etc.	Essex	1973	34	421,447*	573,352

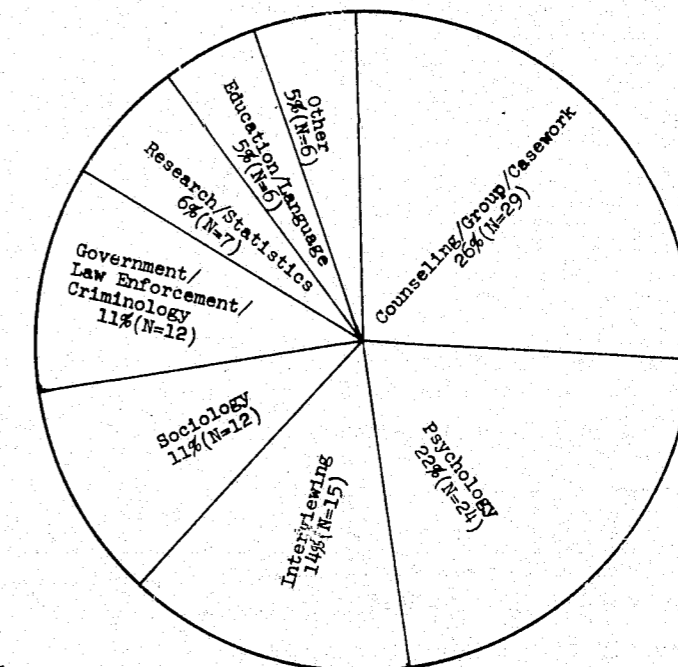
* LEAA discretionary funding.

Source: Probation Administrative Management System-Probation Research & Development.

PROBATION CHART D-1
PERSONNEL COMPLETING PROBATION TRAINING
Court Years Ending August 31, 1973 and 1974



PROBATION EDUCATION SCHOLARSHIP FUNDING
September 1, 1973 to August 31, 1974



N=111 Courses

Source: Probation Training

PROBATION TABLE D-1
SLEPA FUNDED PROBATION PROJECTS

(In operation at any period during the Court Year ending August 31, 1974)

Project (Type & Description)	County	Year Project Started	Number of Staff	Project Allocations	
				SLEPA	Total Budget
JUVENILE					
A variety of programs with different names but similar objectives --an alternative to incarceration and/or reduction of recidivism by providing a variety of special services to juveniles.	Atlantic	1974	6	58,575	78,100
	Camden	1970	14	93,291	124,388
	Essex	1971	6	116,988	155,984
	Mercer	1974	2	52,106	57,896
	Passaic	1973	15	147,600	164,000
	Union	1972	7	80,911	107,882
VOLUNTEERS					
Primarily supervision of probationers on a one-to-one basis by a volunteer.	Bergen	1971	3	22,108	35,272
	Burlington	1972	3	29,530	39,404
	Camden	1973	10	25,048	32,397
	Hudson	1973	2	7,628	32,671
	Passaic	1973	4	45,236	50,274
BAIL					
Provides special information to judges on detained individuals to identify those people who may be released through bail or ROR.	Camden	1973	7	45,024	60,032
	Monmouth	1973	5	17,860	23,813
	Passaic	1973	4	32,860	37,241
	Union	1972	6	19,653	26,204
INTAKE					
Diverting from the courts complaints that are more appropriately processed by other agencies.	Essex	1974	7	35,280	37,605
	Morris	1972	7	64,274	85,698
JOB BANK					
Seeks to provide employment counseling and employment opportunities for probationers.	Bergen	1972	2	20,062	26,933
PRE-TRIAL DIVERSION					
Objective is to dispose of cases non-judicially to reduce court calendar.	Bergen	1974	6	137,687	152,986
DIAGNOSTIC					
Provides juvenile court with comprehensive psychiatric and psychological analysis of offenders.	Passaic	1971	8	32,035	32,035
HIGH IMPACT (Specialized Caseload)					
Officers with special training are assigned an entire specialized caseload; drug, alcohol, etc.	Essex	1973	34	421,447*	573,352

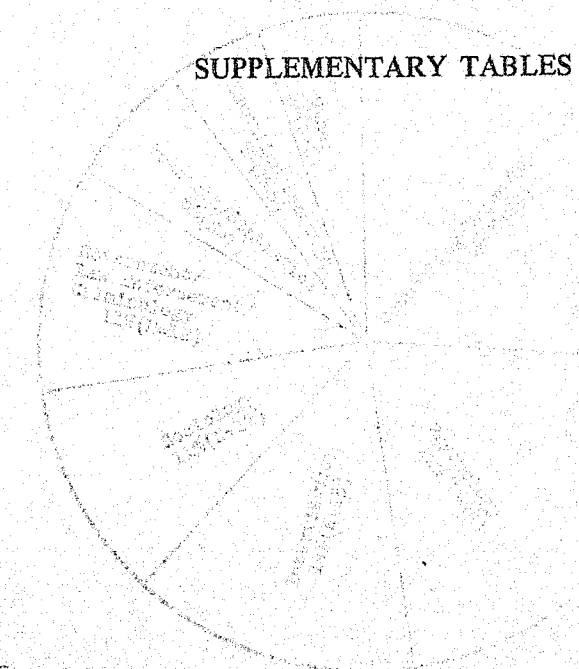
* LEAA discretionary funding.

Source: Probation Administrative Management System-Probation Research & Development.

SUPREME COURT COMMITTEES

AND

SUPPLEMENTARY TABLES



N-111 Courses

Source: Probation Training

PROBATION TABLE D-2

VOLUNTEERS IN PROBATION

County	Date Initiated	Funding Source		Full-Time Staff		Volunteers Trained 1973 - 1974 Court Year	Volunteers Assigned One-to-One 1973 - 1974 Court Year
		County	SLEPA	Probation	Non-Probation		
Atlantic	January, 1974	Funded	64,375*	1	1	21	16
Bergen	January, 1971	Funded	22,108	1**	1	150	122
Burlington	January, 1972	Funded	29,530	2	0	110	87
Camden	December, 1970	Funded	25,048	7	0	246	335
Cumberland	March, 1974	Funded		0**	0	35	31
Essex	September, 1973	Funded	421,447*	2**	0	100	70
Hudson	March, 1972	Funded	7,628	2	0	107	90
Middlesex	June, 1974	Funded		1**	0	16	5
Monmouth	April, 1974	Funded		1	0	42	31
Morris	March, 1973	Funded		0	1**	90	117
Ocean	January, 1972	Funded		1	0	46	68
Passaic	September, 1973	Funded	45,236*	1	1	63	67
Union	December, 1971	Funded	80,911*	2	1	85	82
TOTAL			13	21	5	1,111	1,121

* The Volunteer Program is one component of a federally funded project.

** Volunteer and client also supervised in traditional caseload.

Source: Probation Services

SUPREME COURT COMMITTEES

AND

SUPPLEMENTARY TABLES

SUPREME COURT OF NEW JERSEY

SUPREME COURT COMMITTEES 1973-1974

COMMITTEE ON RULES OF CIVIL AND APPELLATE PROCEDURE; EVIDENCE

Alfred C. Clapp, CHAIRMAN

Murry D. Brochin	Judge Sylvia B. Pressler
Robert Carter	Morris M. Schnitzer
Judge Milton B. Conford	Judge Marshall Selikoff
Clive S. Cummis	Richard M. Thiele, Jr.
Judge David D. Furman	Raymond M. Tierney, Jr.
Judge Merritt Lane, Jr.	Saul Tischler
Judge Paul A. Lowengrub	Julius Wildstein
Bernard M. Powell	Robert R. Witt

COMMITTEE ON CRIMINAL PROCEDURE

Judge Patrick J. McGann, Jr., CHAIRMAN

David S. Baime	Judge Charles S. Joelson
Melvyn H. Bergstein	Judge Michael P. King
Solomon Forman	Professor Robert E. Knowlton
Hugh P. Francis	David M. Satz, Jr.
Judge Geoffrey Gaulkin	Bruce M. Schragger
Joseph Hillman, Jr.	Stanley C. Van Ness
Sanford M. Jaffe	Judge J. Gilbert VanSciver, Jr.
Evan Wm. Jahos	Justin P. Walder

COMMITTEE ON PRESS RELATIONS

Justice Mark A. Sullivan, CHAIRMAN

Bennett H. Fishler, Jr.	Joseph P. Lordi
Adrian M. Foley, Jr.	Judge Charles A. Rizzi
William L. Kirchner	Morgan R. Seiffert
James R. Lacey	Clark C. Vogel
Judge Samuel A. Lerner	

COMMITTEE ON MODEL JURY CHARGES

CRIMINAL

Judge Charles M. Morris, Jr., CHAIRMAN

Judge John L. Ard	Judge John A. Marzulli
Judge Joseph N. Donatelli	Judge Arthur S. Meredith
Judge Fred C. Galda	Judge Leon S. Milmed
Judge William H. Huber	Judge Thomas S. O'Brien
Judge Paul R. Kramer	Judge William E. Peel

CIVIL

Judge John C. Demos, CHAIRMAN

Judge Harold A. Ackerman	Judge Herman Michels
Judge George B. Gelman	Judge Sonia Morgan
Judge Joseph Harrison	Judge Raymond Young

COMMITTEE ON MUNICIPAL COURTS

Judge Anne E. Thompson, CHAIRMAN

John M. Cannel	Joseph Hillman, Jr.
Judge Lawrence A. Carton, III	Judge Ervan F. Kushner
Judge Lewis Feingold	Robert A. Pine
William S. Greenberg	Judge John T. Soja
Judge Harry H. Hazelwood, Jr.	Judge John C. Stritehoff, Jr.

COMMITTEE ON RELATIONS WITH THE MEDICAL PROFESSION

Judge H. Curtis Meanor, CHAIRMAN

Myron J. Bromberg	John R. Heher
Horace G. Brown	William T. McElroy
Judge Samuel Doan	Charles Rodgers
John J. Francis, Jr.	Judge George Y. Schoch
Stanley W. Greenfield	Judge Alexander P. Waugh
David R. Gross	

ADVISORY COMMITTEE ON SKILLS & METHODS COURSE INSTRUCTION

Howard H. Kestin, CHAIRMAN

Steven L. Lefelt, VICE CHAIRMAN

Philip G. Auerbach	Jerome J. LaPenna
Gordon Berkow	Marvin N. Rimm
Marc E. Berson	Bartholomew A. Sheehan, Jr.
Daniel R. Coburn	Paul N. Silverman
Morton R. Covitz	Gary N. Skoloff
David E. Crabtree	Stanley L. Wang
Howard A. Ebright	Murray Weingartner
Joseph E. Imbriaco	

COMMITTEE ON JUDICIAL SEMINARS

Judge Melvin P. Antell, CHAIRMAN

Judge John A. Ackerman	Judge George B. Gelman
Judge John L. Ard	Judge Harold Kolovsky
Judge Theodore I. Botter	Judge Samuel D. Lenox, Jr.
Judge Herman L. Breitkopf	Judge H. Curtis Meanor
Judge Lawrence A. Carton, Jr.	Judge Charles A. Rizzi
Judge Charles M. Egan, Jr.	Judge Baruch S. Seidman

COMMITTEE ON JUVENILE AND DOMESTIC RELATIONS COURTS

Yale L. Apter, CHAIRMAN

Judge Horace S. Bellfatto	Judge B. Thomas Leahy
Judge Steven J. Bercik	Judge Bertram Polow
Judge John J. Grossi	Marcia R. Richman
Joseph Hillman, Jr.	Edward S. Snyder
John S. Kuhlthau	Judge Leo Weinstein

COMMITTEE ON COUNTY DISTRICT COURTS

Judge Daniel A. O'Donnell, CHAIRMAN

Bennett I. Bardfeld	Aldan O. Markson
Louis R. Di Lieto	John J. McLaughlin
Judge George A. Gray	Judge Gerald E. Monaghan
Joseph Hillman, Jr.	Sheldon H. Pressler
Judge Michael P. King	Judge Joseph F. Walsh
David Leff	

COMMITTEE ON JUDICIAL SALARIES AND PENSIONS

Justice Robert L. Clifford, CHAIRMAN

Judge Lawrence Bilder	Judge Leon Leonard
Judge R. Cooper Brown	Judge William J. Marchese
Judge Robert H. Doherty, Jr.	Judge Robert Muir, Jr.
Justice John J. Francis	Judge Arthur J. Simpson, Jr.
Judge Sidney Goldman	Judge C. John Stroumtsos
Judge Frank G. Hahn	Judge Thomas L. Yaccarino

COMMITTEE ON VOLUNTEERS IN PROBATION

Judge W. Thomas McGann, CHAIRMAN

Judge Frances M. Cocchia	Judge Joseph J. Salerno
Judge V. William DiBuono	Judge C. Conrad Schneider
John J. Enright	Kenneth E. Spaar
Judge J. Wilson Noden	Judge Harvey R. Sorkow
Richard J. Pilch	Judge Albert Spitzer
Judge Irving W. Rubin	

COMMITTEE ON REPORTING OF COURT OPINIONS

Judge Sidney Goldman, CHAIRMAN

Elias Abelson	Judge Alan B. Handler
Professor Cameron Allen	Professor Arno Liivak
Judge Vincent P. Biunno	Harry C. Peterson
Gerald M. Eisenstat	David N. Samson
Professor Gerry Garafola	Leon S. Wilson
Judge John F. Gerry	

RESULTS OF EXAMINATION FOR ADMISSION TO THE BAR

February and July 1974 Combined

School	Number of Times Taken	Number of Applicants	Passed	Failed	Percentage Passed
Rutgers Newark	1	186	156	30	84
	2	39	36	3	92
	3	6	2	4	33
Total	9	<u>232</u>	<u>194</u>	<u>38</u>	<u>84 %</u>
Rutgers Camden	1	99	91	8	92
	2	10	10	0	100
	3	1	1	0	100
Total	10	<u>111</u>	<u>103</u>	<u>8</u>	<u>93 %</u>
Seton Hall	1	296	261	35	88
	2	30	22	8	73
	3	5	2	3	40
	4	4	2	2	50
	5	5	2	3	40
	7	1	0	1	0
	8	4	1	3	25
	9	1	0	1	0
	13	1	1	0	100
	16	1	1	0	100
Total	19	<u>350</u>	<u>292</u>	<u>58</u>	<u>83 %</u>

RESULTS OF EXAMINATION FOR ADMISSION TO THE BAR

February and July 1974 Combined

School	Number of Times Taken	Number of Applicants	Passed	Failed	Percentage Passed
New Jersey Schools	1	581	508	73	87
	2	79	68	11	86
	3	12	5	7	42
	4	4	2	2	50
	5	5	2	3	40
	7	1	0	1	0
	8	4	1	3	25
	9	2	0	2	0
	10	1	1	0	100
	13	1	1	0	100
	16	1	1	0	100
Total	19	<u>693</u>	<u>589</u>	<u>104</u>	<u>85 %</u>
Out-of-State	1	833	701	132	84
	2	98	72	26	73
	3	17	4	13	24
	4	10	8	2	80
	5	2	1	1	50
	6	1	1	0	100
	7	5	2	3	40
	8	3	1	2	33
	9	1	0	1	0
	14	1	0	1	0
	15	1	0	1	0
	17	1	0	1	0
	18	1	0	1	0
Total	20	<u>975</u>	<u>790</u>	<u>185</u>	<u>81 %</u>

RESULTS OF EXAMINATION FOR ADMISSION TO THE BAR

February and July 1974 Combined

School	Number of Times Taken	Number of Applicants	Passed	Failed	Percentage Passed
All Students	1	1414	1209	205	86
	2	177	140	37	79
	3	29	9	20	31
	4	14	10	4	71
	5	7	3	4	43
	6	1	1	0	100
	7	6	2	4	33
	8	7	2	5	29
	9	3	0	3	0
	10	1	1	0	100
	13	1	1	0	100
	14	1	0	1	0
	15	1	0	1	0
	16	1	0	1	0
	17	1	1	0	100
	18	1	0	1	0
	19	2	0	1	0
	20	1	0	2	0
Total		<u>1668</u>	<u>1379</u>	<u>289</u>	<u>83 %</u>

REPORT OF THE COMMITTEE ON OPINIONS

Beginning of Court Year to August 31, 1974	1973-74 Court Year	1972-73 Court Year	1971-72 Court Year
--	--------------------	--------------------	--------------------

Opinions filed with Committee:

Appellate Division	2,401	2,316	1,778
Trial Courts	<u>471</u>	<u>479</u>	<u>394</u>
Total	2,872	2,795	2,172

Opinions approved for Publication:

Appellate Division	258 (10.7%)	199 (8.6%)	193 (10.9%)
Trial Courts	<u>122 (25.9%)</u>	<u>160 (33.4%)</u>	<u>132 (33.5%)</u>
Total	380 (13.2%)	359 (12.8%)	325 (15.0%)

Total Opinions Published:

Supreme Court	104	127	138
Appellate Division	258	199	193
Trial Courts	<u>122</u>	<u>160</u>	<u>132</u>
Total	484	486	463

STATISTICAL TABLES PREPARED BY THE

CENTRAL APPELLATE RESEARCH STAFF

JULY 1, 1973 to JUNE 30, 1974

As of June 30, 1974, the Central Appellate Research Staff project completed its second full year of operations. The program has been continued for another year through a grant from the State Law Enforcement Planning Agency.

The primary function of the Staff is the preparation of in-depth legal memoranda on certain cases pending before the Appellate Division of the Superior Court. The objective is to provide the Court with pre-decisional research which will be of assistance in the ultimate disposition of the appeals. As an adjunct to the research function, the Staff collects and compiles statistical data related to the intermediate appellate process in New Jersey. The following tables represent the data collected in the second year of staff operations:

Table 1 shows the time intervals from the point an appealable judgment is rendered, through the various stages of the appellate process and ultimately to decision by the Court. Table 2 is essentially a further breakdown of one aspect of the time lapse between appealable judgment and decision by the Appellate Division. It sets out data on motions made to the Appellate Division for extensions of time in relation to the filing of briefs.

Table 3 gives some indication of the number of motions for a new trial which come before the trial judges prior to appeal. These motions are made for a variety of reasons and with one exception they are not required in order to perfect the appeal.

The exception is when the appellant seeks to argue on appeal that a jury verdict was against the weight of the evidence. The N. J. Court Rules, 1969, provide that such an issue shall not be cognizable on appeal unless a motion for a new trial on that ground was made to the trial court.

Table 4 is a breakdown of the types of cases which are appealed. It sets out the number of cases, the number of reversals and the number of affirmances in each of the generic categories. The figures are also provided on a percentage basis.

Tables 5 and 6 relate only to criminal appeals. The figures show, among other things, how many defendants are represented by private counsel, court-appointed attorneys or the Public Defender. There is also a computation of how many defendants are in custody pending disposition of their appeals.

Table 7 is a compilation of the issues raised on appeal in all cases. It shows not only the number of times a specific issue has been raised but also the number of times any given issue was successful on appeal.

Table 8 is a tabulation of the Central Appellate Research Staff's production over the 12 month period.

TABLE 1
SUPERIOR COURT OF NEW JERSEY - APPELLATE DIVISION
ELAPSED TIME IN THE APPELLATE PROCESS
July 1, 1973 to June 30, 1974

2,406 Cases*
(Total No.)

	A. Civil	B. Criminal	C. All Cases
Days from Appealable Trial Court Judgment to:			
1. Appeal Taken			
90th Percentile	62 Days	83 Days	70 Days
Mean	40 Days	50 Days	45 Days
Median	36 Days	43 Days	42 Days
Range	0 Days - 1,047 Days	0 Days - 904 Days	0 Days - 1,047 Days
2. Transcript of Testimony Filed in Appellate Court			
90th Percentile	210 Days	350 Days	270 Days
Mean	109 Days	155 Days	133 Days
Median	84 Days	95 Days	90 Days
Range	1 Day - 1,408 Days	1 Day - 1,360 Days	1 Day - 1,408 Days
3. Trial Court Papers Filed in Appellate Court			
90th Percentile	N/A	N/A	N/A
Mean			
Median			
Range			
4. Appellant's Brief Filed			
90th Percentile	271 Days	471 Days	359 Days
Mean	156 Days	256 Days	206 Days
Median	141 Days	230 Days	174 Days
Range	2 Days - 1,421 Days	14 Days - 1,360 Days	2 Days - 1,421 Days
5. Appellee's Brief Filed			
90th Percentile	333 Days	483 Days	427 Days
Mean	219 Days	294 Days	256 Days
Median	202 Days	269 Days	226 Days
Range	2 Days - 1,444 Days	20 Days - 1,406 Days	2 Days - 1,444 Days

6. Reply Brief Filed 90th Percentile Mean Median Range	A. Civil	B. Criminal 1	C. All Cases
	318 Days 260 Days 269 Days 73 Days - 1,136 Days	495 Days 340 Days 318 Days 164 Days - 770 Days	374 Days 271 Days 280 Days 73 Days - 1,136 Days
7. A Oral Argument ² 90th Percentile Mean Median Range	STAFF PROCESSED	STAFF PROCESSED	STAFF PROCESSED
	409 Days 309 Days 298 Days 151 Days - 581 Days	571 Days 426 Days 391 Days 209 Days - 875 Days	489 Days 350 Days 326 Days 151 Days - 875 Days
7. B Submitted ² 90th Percentile Mean Median Range	455 Days 346 Days 333 Days 182 Days - 726 Days	659 Days 431 Days 411 Days 17 Days - 1,090 Days	586 Days 404 Days 380 Days 17 Days - 1,090 Days
	8. A Appellate Decision (Oral Argument) 90th Percentile Mean Median Range	445 Days 342 Days 329 Days 172 Days - 596 Days	594 Days 445 Days 428 Days 229 Days - 888 Days
8. B Appellate Decision (Submitted) 90th Percentile Mean Median Range		487 Days 370 Days 357 Days 195 Days - 764 Days	684 Days 452 Days 431 Days 31 Days - 1,100 Days
	8. C Appellate Decision (Oral Argument & Submitted) 90th Percentile Mean Median Range	480 Days 359 Days 342 Days 172 Days - 764 Days	684 Days 451 Days 430 Days 31 Days - 1,100 Days

	A. Civil	B. Criminal ¹	C. All Cases
		NOT STAFF PROCESSED	NOT STAFF PROCESSED
7. A Oral Argument ² 90th Percentile Mean Median Range	462 Days 337 Days 318 Days 5 Days - 1,505 Days	603 Days 419 Days 410 Days 12 Days - 1,197 Days	524 Days 361 Days 339 Days 5 Days - 1,505 Days
	7. B Submitted ² 90th Percentile Mean Median Range	592 Days 371 Days 347 Days 30 Days - 820 Days	578 Days 361 Days 326 Days 32 Days - 1,504 Days
8. A Appellate Decision (Oral Argument) 90th Percentile Mean Median Range		524 Days 377 Days 358 Days 5 Days - 1,603 Days	685 Days 458 Days 450 Days 21 Days - 1,222 Days
	8. B Appellate Decision (Submitted) 90th Percentile Mean Median Range	609 Days 400 Days 372 Days 30 Days - 831 Days	607 Days 384 Days 346 Days 44 Days - 1,531 Days
8. C Appellate Decision (Oral Argument & Submitted) 90th Percentile Mean Median Range		559 Days 385 Days 363 Days 5 Days - 1,603 Days	637 Days 407 Days 374 Days 21 Days - 1,531 Days

* All appeals decided by written opinion within this period of time.

1 Includes appeals in habeas corpus convictions or other collateral attacks on conviction.

2 Does not occur in all cases.

SOURCE: Card 1, Items 1-9

TABLE 2
 SUPERIOR COURT OF NEW JERSEY - APPELLATE DIVISION
 EXTENSIONS OF TIME ON APPEAL

	A. NUMBER OF CASES IN WHICH EXTENSION GRANTED	% OF TOTAL APPEALS	B. NUMBER OF EXTENSIONS IN CASES WHERE 1 OR MORE EXTENSIONS GRANTED	C. NUMBER OF DAYS FOR WHICH EXTENSIONS GRANTED
1.. For Preparation of Transcript	N/A	N/A	N/A	N/A
2. 90th Percentile For filing Appellant's Brief	490	52%	Mean: 1.2 Median: 1 Range: 1 - 4	60 days Mean: 34days Median: 30 days Range: 5days -119days
3. 90th Percentile For filing Appellee's Brief	655	70%	Mean: 1.2 Median: 1 Range: 1 - 4	104 days Mean: 52 days Median: 30 days Range: 5 days--229 days
4. 90th Percentile Totals for All Purpose in All Cases	935	100%	Mean: 1.5 Median: 1 Range: 1 - 6	82days Mean: 45 days Median: 30 days Range: 5 days-229 days

SOURCE: Card 1, Item 10

TABLE 3
 SUPERIOR COURT OF NEW JERSEY - APPELLATE DIVISION
 NEW TRIAL MOTIONS

A. TYPE OF CASE	B. CASES IN WHICH NEW TRIAL MOTION FILED		C. * DAYS ELAPSED FROM FILING OF NEW TRIAL MOTION UNTIL DENIAL BY TRIAL COURT
	NO. OF CASES	% OF TOTAL	
CIVIL	77	3	MEAN: 53 days (39 cases) MEDIAN: 39 days RANGE: 0 days - 321 days
CRIMINAL	79	4	MEAN: 24 days (42 cases) MEDIAN: 15 days RANGE: 0 days - 190 days

SOURCE: Card 2
 * Based on those 81 cases in which both dates could be ascertained.

TABLE 4
SUPERIOR COURT OF NEW JERSEY - APPELLATE DIVISION
TYPES OF CASES AND REVERSAL RATE

TYPE OF CASE	NO. OF CASES	% of TOTAL	REVERSED		NOT REVERSED	
			NO. OF CASES	% OF CASES IN THIS CATEGORY	NO. OF CASES	% OF CASES IN THIS CATEGORY
ADMINISTRATIVE LAW	261	11	99	38	162	62
CONTRACTS	192	8	59	31	133	69
CRIMINAL	722	30	110	15	612	85
CRIMINAL GUILTY PLEA	75	3	20	27	55	73
GUILTY PLEA/SENTENCE REV. ONLY	284	12	12	4	272	96
CRIMINAL SENTENCE REV. ONLY (no guilty plea below)	49	2	1	2	48	98
POST-CONVICTION RELIEF	68	3	3	4	65	96
QUASI-CRIMINAL	48	2	7	15	41	85
DOMESTIC RELATIONS	75	3	30	40	45	60
PROPERTY	93	4	32	34	61	66
TAXATION	51	2	11	22	40	78
TORT	202	8	75	37	127	63
TRUSTS & ESTATES	19	1	8	42	11	58
WORKMEN'S COMP.	119	5	28	24	91	76
OTHER	59	2	12	20	47	80
MUNICIPAL LAW	79	3	25	32	54	68
CONTEMPT	5	0	1	20	4	80
BANKRUPTCY	0	0	0	0	0	0
ELECTION	2	0	1	50	1	50
BANKING	1	0	0	0	2	100
GUN PERMIT	2	0	0	0	2	100
TOTALS	2,406	100	534	22	1,872	78

ALL CASES	REVERSED		NOT REVERSED		TOTAL	
	NO. OF CASES	% OF CASES IN THIS CATEGORY	NO. OF CASES	% OF CASES IN THIS CATEGORY	NO. OF CASES	% OF TOTAL
CIVIL	388	32	821	68	1,209	50
CRIMINAL	146	12	1,051	88	1,197	50

SOURCE: Card 1, Item 12

TABLE 5
SUPERIOR COURT OF NEW JERSEY - APPELLATE DIVISION
CRIMINAL APPEALS (EXCLUDING POST CONVICTION)

	TOTAL NO OF CASES	% OF ALL CRIMINAL APPEALS
1. Jury Trial	593	52
2. Guilty Plea of Non-Jury Trial	537	48
3. Counsel:		
a. Court appointed or Prosecutor	14	1
b. Public Defender or Legal aid	932	82
c. Privately retained	184	16
d. Same firm as at Trial	1,068	95
e. Same individual as at trial	166	15
4. Pending Appeal Defendant		
a. In Custody	837	74
b. Not in Custody	293	26

SOURCE: Card 2

TABLE 6
 SUPERIOR COURT OF NEW JERSEY - APPELLATE DIVISION
 CRIMINAL APPEALS (EXCLUDING POST CONVICTION):
 RELATION BETWEEN COUNSEL AND TIME CONSUMED IN APPELLATE PROCESS

Counsel on Appeal	A. Time lapse from trial court judgment to appellate decision	B. Reversal Rate
1. 90th Percentile Same individual as trial counsel	Mean: 518 days Median: 369 days Range: 21 days - 909 days	15%
2. 90th Percentile Different individual from trial counsel A. in same firm or office as trial counsel	Mean: 652 days Median: 416 days Range: 31 days - 1531 days	* 80%
90th Percentile B. not in the same firm or office as trial counsel	Mean: 706 days Median: 455 days Range: 210 days - 944 days	6%

SOURCE: Card 2

* The great majority of criminal appeals in New Jersey are handled by the Office of the Public Defender which has a separate appellate section. Thus if a case is handled by that office throughout, a different counsel will invariably handle the appeal although the same agency is involved.

TABLE 7
 SUPERIOR COURT OF NEW JERSEY - APPELLATE DIVISION
 TOTAL: GROUNDS ASSERTED ON APPEAL

July 1, 1973 to June 30, 1974

Total No. of Times Ground Asserted on Appeals	*Percent of Appeals on Which This Ground Was Asserted	**No. of Reversals on This Ground	Percent Reversed on This Ground	By Appellant
635	26.4	115	18.1	Trial Judge's or agency's findings of fact erroneous or not supported by evidence
605	25.1	20	3.3	Excessive sentence (in criminal cases)
387	16.1	23	5.9	Erroneous ruling on admissibility of evidence (admitting or excluding evidence)
275	11.4	54	19.6	Erroneous application of law
256	10.6	27	10.5	Erroneous instructions to the jury (giving or failing to give instruction)
225	9.3	59	26.2	Entry of directed verdict or judgment as matter of law against appellant (or appellee on cross-appeal)
175	7.3	54	30.9	Erroneous interpretation of law
157	6.5	9	5.7	Refusal of trial judge to direct verdict or enter judgment as a matter of law for appellant (or appellee on cross-appeal)
156	6.5	20	12.8	Statutory interpretation
147	6.1	17	11.6	Abuse of discretion
145	6.0	1	.7	Verdict against weight of evidence (in jury cases)
118	4.9	7	5.9	Prejudicial argument by counsel to jury
84	3.5	20	29.8	Denial of due process

(Table 7 continued)

Total No. of Times Ground Asserted on Appeals	*Percent of Appeals on Which This Ground Was Asserted	**No. of Reversals on This Ground	Percent Reversed on This Ground	By Appellant
74	3.1	4	5.4	Illegal search and seizure
67	2.8	18	26.9	Procedural defect below or failure to abide by rules
65	2.7	14	21.5	Illegal sentence
59	2.4	4	6.8	Statute or ordinance unconstitutional
59	2.4	2	3.4	Improper conduct of judge
56	2.3	6	10.7	Error in imposing or computing interest damage, penalty or assessment
53	2.2	0	0	Inadequate representation by counsel (in criminal cases)
46	1.9	0	0	Error in denial of mistrial
44	1.8	0	0	Identification procedure improper
43	1.8	2	4.7	Evidence insufficient to support verdict (in jury cases)
42	1.7	20	47.6	Merger
40	1.7	8	20.0	Plea of guilty improper (in criminal cases)
39	1.6	14	35.9	Lack of jurisdiction
33	1.4	1	3.0	Confession wrongly admitted
28	1.2	23	82.1	Plenary hearing needed
27	1.1	9	33.3	Error in granting or denying motion for new trial
26	1.1	0	0	Laches, res judicata, collateral estoppel, and waiver

(Table 7 continued)

Total No. of Times Ground Asserted on Appeals	*Percent of Appeals on Which This Ground Was Asserted	**No. of Reversals on This Ground	Percent Reversed on This Ground	By Appellant
25	1.0	0	0	Cumulative error
25	1.0	8	32.0	Improper entry of judgment or improper judgment
23	0.9	3	13.0	Error in award or failure to award counsel fees or costs. (inadequate excessive or not appropriate for award)
21	.9	1	4.8	Improper trial conduct of prosecuting attorney (in criminal cases)
18	.7	3	16.7	Prevailing rule of law erroneous
18	.7	1	5.5	Erroneous grant of severance or joinder; erroneous consolidation
16	.7	2	12.5	Erroneous denial of adjournment or continuance
16	.7	2	12.5	Inconsistent or compromise verdict
15	.6	8	53.3	Erroneous dismissal
15	.6	1	6.7	New pre-sentence report required/error in considering certain matters in sentencing
15	.6	0	0	Error or defect in jury selection or jury composition
14	.6	0	0	Denial of right to speedy trial or excessive delay between offense and indictment
11	.4	7	63.6	Legal search and seizure
10	.4	2	20.0	Double jeopardy
10	.4	0	0	Sequestration
9	.4	0	0	Excessive verdict

Total No. of Times Ground Asserted on Appeals	*Percent of Appeals on Which This Ground Was Asserted	**No. of Reversals on This Ground	Percent Reversed on This Ground	By Appellant
9	.4	0	0	Improper probation revocation hearing
8	.3	1	12.5	Error in ordering arbitration or in refusing to submit thereto
8	.3	0	0	Erroneous ruling on sufficiency of a pleading
7	.3	2	28.5	New evidence
7	.3	1	14.3	Appellate procedural rules not followed
5	.2	0	0	Improper conduct of attorney
4	.2	0	0	Federal or state preemption
4	.2	0	0	Cruel and unusual punishment
3	.1	0	0	Refusal to remit of bail forfeiture
117	4.9	16	13.7	OTHER: Consist of grounds which did not fall into any of the above categories.
4599		609	13.2	TOTALS

* Percent shown is based on the total of 2,406 appeals, even if more than one ground was asserted on appeal.

** 65 cases had more than one ground for reversal.

TABLE 8
SUPERIOR COURT OF NEW JERSEY - APPELLATE DIVISION
CASES PROCESSED BY STAFF
July 1, 1973 to June 30, 1974

MONTH	TOTAL NUMBER OF CASES PROCESSED BY STAFF			WITH MEMORANDUM	WITH DRAFT OF PER CURIAM OPINION
	CIVIL	CRIMINAL	QUASI-CRIMINAL		
JULY	18	24	2	44	39
AUGUST	18	20	2	40	38
SEPTEMBER	5	15	0	20	20
OCTOBER	16	21	2	39	37
NOVEMBER	13	23	2	38	37
DECEMBER	12	17	1	30	30
JANUARY	12	26	0	38	37
FEBRUARY	6	23	0	29	29
MARCH	8	31	2	41	40
APRIL	8	32	0	40	39
MAY	8	21	1	30	29
JUNE	7	18	1	26	25
TOTALS	131	271	13	415	400

PRETRIAL INTERVENTION PROGRAMS (R.3:28)
 BERGEN, ESSEX AND HUDSON COUNTIES
 PROGRAM ACTIVITY: JANUARY 1, 1974 TO OCTOBER 31, 1974

Acceptance Pending	Rejected	Current Enrollments	EXITS		Total Exits	Total Intake	Current Caseload
			Dismissals	Terminations			

COUNTY AND SUPERIOR COURTS (CRIMINAL)

Since 6-1-74	10	35	40	2	---	2	87	50
Bergen PTI Program								
Newark Defendants' Employment Project	28	49	65	33	31	64	206	93
Hudson PTI Program	195	236	90	40	27	67	588	285
Total County/Superior	233	320	195	75	58	133	881	428

MUNICIPAL COURTS

Since 6-1-74	25	25	85	8	2	10	145	110
Bergen PTI Program								
Newark Defendants' Employment Project	63	118	97	178	166	344	622	160
Hudson PTI Program	205	186	161	118	33	151	703	366
Total Municipal	293	329	343	304	201	505	1470	636

Total (All Courts)

526	649	538	379	259	638	2351	1064
-----	-----	-----	-----	-----	-----	------	------

REPORT ON THE OPERATION OF N.J.S.A. TITLE 59,
 CLAIMS AGAINST PUBLIC ENTITIES (N.J. TORT CLAIMS
 ACT AND N.J. CONTRACTUAL LIABILITY ACT)

JUNE 1, 1972 TO AUGUST 31, 1974

SUPERIOR AND COUNTY COURTS INVENTORY OF CASES

	Complaints Filed	Cases Added* this Period	CASES DISPOSED OF								Transferred To Other Juris	Total Disposed of	Cases Placed On Inactive List	ACTIVE CASES PENDING ON August 31, 1974			Total Active Cases Pending
			By Trial Commenced		Without Trial (Before Trial Commenced)									Under 6 Months	6 to 12 Months	Over 12 Months	
			Partially Tried But Disposed of During Trial	Tried To Completion	Judgment By Default	Settled	Dismissed	Discontinued									
ATLANTIC																	
Claims Against the State																	
Tort (Incl. Auto Neg.)	2	2	0	0	0	0	0	0	0	0	0	0	0	0	2	2	
Contractual Liability	5	5	0	0	0	3	0	0	0	0	3	0	1	0	1	2	
Claims Against Local Public Entities																	
Tort (Incl. Auto Neg.)	7	9	1	0	0	1	0	0	0	0	2	1	2	1	3	6	
Contractual Liability	37	37	1	0	1	3	1	0	0	6	0	12	13	6	31		
BERGEN																	
Claims Against the State																	
Tort (Incl. Auto Neg.)	37	37	0	3	0	0	3	0	1	7	0	13	15	2	30		
Contractual Liability	2	2	0	0	0	0	0	0	0	0	0	1	1	0	2		
Claims Against Local Public Entities																	
Tort (Incl. Auto Neg.)	242	236	6	4	0	8	21	0	3	42	0	85	82	27	194		
Contractual Liability	19	19	0	1	0	0	1	0	1	3	0	8	5	3	16		
BURLINGTON																	
Claims Against the State																	
Tort (Incl. Auto Neg.)	3	3	0	0	0	1	2	0	0	3	0	0	0	0	0		
Contractual Liability	0	0	0	0	0	0	0	0	0	0	0	0	0	0	0		
Claims Against Local Public Entities																	
Tort (Incl. Auto Neg.)	24	17	0	1	0	6	2	0	0	9	0	3	3	2	8		
Contractual Liability	4	4	0	0	0	0	3	0	0	3	0	0	1	0	1		
CAMDEN																	
Claims Against the State																	
Tort (Incl. Auto Neg.)	69	60	0	0	0	2	20	0	0	22	0	1	12	25	38		
Contractual Liability	8	6	0	0	1	0	3	0	0	4	0	0	2	0	2		
Claims Against Local Public Entities																	
Tort (Incl. Auto Neg.)	124	106	0	0	0	4	14	0	0	18	0	9	12	67	88		
Contractual Liability	28	20	0	0	0	0	8	0	0	8	0	3	3	6	12		
CAPE MAY																	
Claims Against the State																	
Tort (Incl. Auto Neg.)	1	1	0	0	0	0	1	0	0	1	0	0	0	0	0		
Contractual Liability	0	0	0	0	0	0	0	0	0	0	0	0	0	0	0		
Claims Against Local Public Entities																	
Tort (Incl. Auto Neg.)	13	13	0	1	0	4	5	0	0	10	0	2	0	1	3		
Contractual Liability	8	7	0	1	0	0	0	0	1	2	0	5	0	0	5		

REPORT ON THE OPERATION OF N.J.S.A. TITLE 59,
CLAIMS AGAINST PUBLIC ENTITIES (N.J. TORT CLAIMS
ACT AND N.J. CONTRACTURAL LIABILITY ACT)
JUNE 1, 1972 TO AUGUST 31, 1974

SUPERIOR AND COUNTY COURTS INVENTORY OF CASES

	Complaints Filed	Cases Added* this period	CASES DISPOSED OF								Transferred To Other Juris	Total Disposed of	Cases Placed On Inactive List	ACTIVE CASES PENDING ON August 31, 1974			Total Active Cases Pending
			By Trial Commenced		Without Trial (Before Trial Commenced)				Under 6 Months	6 to 12 Months				Over 12 Months			
			Partially Tried But Disposed of During Trial	Tried To Completion	Judgment By Default	Settled	Dismissed	Discontinued									
CUMBERLAND																	
Claims Against the State																	
Tort (Incl. Auto Neg.)	2	2	0	1	0	0	0	1	0	2	0	0	0	0	0	0	
Contractural Liability	1	0	0	0	0	0	0	0	0	0	0	0	0	0	0	0	
Claims Against Local Public Entities																	
Tort (Incl. Auto Neg.)	16	18	0	0	0	1	5	1	1	8	0	1	4	5	10	0	
Contractural Liability	26	24	0	0	0	3	5	0	1	9	2	1	7	5	13	0	
ESSEX																	
Claims Against the State																	
Tort (Incl. Auto Neg.)	60	46	1	1	0	1	12	0	2	17	0	13	10	6	29	0	
Contractural Liability	16	13	0	0	0	0	2	0	0	2	0	8	2	1	11	0	
Claims Against Local Public Entities																	
Tort (Incl. Auto Neg.)	393	314	7	17	0	12	59	0	11	106	0	55	81	72	208	0	
Contractural Liability	74	60	0	5	0	1	8	0	4	18	0	12	10	20	42	0	
GLoucester																	
Claims Against the State																	
Tort (Incl. Auto Neg.)	9	6	0	0	0	0	1	0	0	1	0	3	2	0	5	0	
Contractural Liability	2	2	0	0	0	0	1	0	1	2	0	0	0	0	0	0	
Claims Against Local Public Entities																	
Tort (Incl. Auto Neg.)	26	21	0	0	0	4	6	0	1	11	0	1	5	4	10	0	
Contractural Liability	7	6	1	1	0	1	0	0	0	3	0	0	1	2	3	0	
HUDSON																	
Claims Against the State																	
Tort (Incl. Auto Neg.)	6	7	0	0	0	0	1	0	0	1	0	3	3	0	6	0	
Contractural Liability	2	2	0	0	0	0	0	0	0	0	0	1	1	0	2	0	
Claims Against Local Public Entities																	
Tort (Incl. Auto Neg.)	21	26	0	0	0	1	2	0	0	3	0	7	8	8	23	0	
Contractural Liability	42	39	0	0	0	12	6	0	1	19	0	9	10	1	20	0	
HUNTERDON																	
Claims Against the State																	
Tort (Incl. Auto Neg.)	0	0	0	0	0	0	0	0	0	0	0	0	0	0	0	0	
Contractural Liability	1	0	0	0	0	0	0	0	0	0	0	0	0	0	0	0	
Claims Against Local Public Entities																	
Tort (Incl. Auto Neg.)	2	2	0	1	0	0	0	0	0	1	0	1	0	0	1	0	
Contractural Liability	15	14	0	1	0	0	2	0	1	4	0	1	7	2	10	0	

REPORT ON THE OPERATION OF N.J.S.A. TITLE 59,
CLAIMS AGAINST PUBLIC ENTITIES (N.J. TORT CLAIMS
ACT AND N.J. CONTRACTURAL LIABILITY ACT)
JUNE 1, 1972 TO AUGUST 31, 1974

SUPERIOR AND COUNTY COURTS INVENTORY OF CASES

	Complaints Filed	Cases Added* this period	CASES DISPOSED OF								Transferred To Other Juris	Total Disposed of	Cases Placed On Inactive List	PENDING ON August 31, 1974			Total Active Cases Pending
			By Trial Commenced		Without Trial (Before Trial Commenced)				Under 6 Months	6 to 12 Months				Over 12 Months			
			Partially Tried But Disposed of During Trial	Tried To Completion	Judgment By Default	Settled	Dismissed	Discontinued									
MERCER																	
Claims Against the State																	
Tort (Incl. Auto Neg.)	2	2	0	0	0	0	0	0	0	0	0	0	0	0	0	2	
Contractural Liability	1	1	0	1	0	0	0	0	0	1	0	0	0	0	0	0	
Claims Against Local Public Entities																	
Tort (Incl. Auto Neg.)	29	28	0	0	0	3	7	0	0	10	0	0	15	3	18	0	
Contractural Liability	3	4	0	0	0	1	0	0	0	1	0	0	0	3	3	0	
MIDDLESEX																	
Claims Against the State																	
Tort (Incl. Auto Neg.)	74	63	1	0	0	1	25	0	1	28	0	13	10	6	35	0	
Contractural Liability	8	7	0	0	0	0	4	0	1	5	0	0	1	1	2	0	
Claims Against Local Public Entities																	
Tort (Incl. Auto Neg.)	295	253	1	3	0	19	86	2	7	118	0	41	58	36	135	0	
Contractural Liability	15	14	0	0	0	0	1	0	4	5	0	2	5	2	9	0	
MONMOUTH																	
Claims Against the State																	
Tort (Incl. Auto Neg.)	8	9	0	0	0	1	1	4	0	6	0	2	1	0	3	0	
Contractural Liability	2	2	0	0	0	1	1	0	0	2	0	0	0	0	0	0	
Claims Against Local Public Entities																	
Tort (Incl. Auto Neg.)	119	124	7	9	0	11	10	31	4	72	0	25	17	10	52	0	
Contractural Liability	23	22	0	0	0	4	4	2	1	11	0	10	1	0	11	0	
MORRIS																	
Claims Against the State																	
Tort (Incl. Auto Neg.)	5	5	0	0	0	1	0	0	1	2	0	2	1	0	3	0	
Contractural Liability	2	2	0	1	0	0	0	0	0	1	0	1	0	0	1	0	
Claims Against Local Public Entities																	
Tort (Incl. Auto Neg.)	82	74	2	8	0	21	3	0	1	35	0	6	23	10	39	0	
Contractural Liability	22	18	0	1	0	6	2	0	1	10	0	1	6	1	8	0	
OCEAN																	
Claims Against the State																	
Tort (Incl. Auto Neg.)	17	18	0	0	1	3	3	0	0	7	2	3	6	0	9	0	
Contractural Liability	3	4	0	0	0	0	2	0	0	2	0	1	0	1	2	0	
Claims Against Local Public Entities																	
Tort (Incl. Auto Neg.)	60	57	1	5	1	16	7	0	2	32	1	5	6	13	24	0	
Contractural Liability	32	29	1	2	0	9	5	0	2	19	0	4	2	4	10	0	

REPORT ON THE OPERATION OF N.J.S.A. TITLE 59,
CLAIMS AGAINST PUBLIC ENTITIES (N.J. TORT CLAIMS
ACT AND N.J. CONTRACTURAL LIABILITY ACT)
JUNE 1, 1972 TO AUGUST 31, 1974

SUPERIOR AND COUNTY COURTS INVENTORY OF CASES

REPORT ON THE OPERATION OF N.J.S.A. TITLE 59,
CLAIMS AGAINST PUBLIC ENTITIES (N.J. TORT CLAIMS
ACT AND N.J. CONTRACTURAL LIABILITY ACT)
JUNE 1, 1972 TO AUGUST 31, 1974

SUPERIOR AND COUNTY COURTS INVENTORY OF CASES

	Complaints Filed	Cases Added* this Period	CASES DISPOSED OF							Transferred To Other Juris	Total Disposed of	Cases Placed On Inactive List	ACTIVE CASES PENDING ON August 31, 1974			Total Active Cases Pending
			By Trial Commenced			Without Trial (Before Trial Commenced)							Under 6 Months	6 to 12 Months	Over 12 Months	
			Partially Tried But Disposed of During Trial	Tried To Completion	Judgment By Default	Settled	Dismissed	Discontinued								
<u>PASSAIC</u>																
Claims Against the State																
Tort (Incl. Auto Neg.)	8	7	0	0	0	1	1	0	0	2	0	4	1	0	5	
Contractural Liability	3	4	0	0	0	0	0	0	0	0	1	3	0	0	3	
Claims Against Local Public Entities																
Tort (Incl. Auto Neg.)	47	23	0	0	0	0	3	0	1	4	0	9	10	0	19	
Contractural Liability	30	26	0	0	0	0	7	2	0	9	0	6	11	0	17	
<u>SALEM</u>																
Claims Against the State																
Tort (Incl. Auto Neg.)	1	1	0	0	0	0	0	0	1	1	0	0	0	0	0	
Contractural Liability	0	0	0	0	0	0	0	0	0	0	0	0	0	0	0	
Claims Against Local Public Entities																
Tort (Incl. Auto Neg.)	1	1	0	0	0	0	1	0	0	1	0	0	0	0	0	
Contractural Liability	3	3	0	0	0	2	1	0	0	3	0	0	0	0	0	
<u>SOMERSET</u>																
Claims Against the State																
Tort (Incl. Auto Neg.)	1	1	0	0	0	0	0	0	0	0	0	0	0	1	1	
Contractural Liability	1	1	0	0	0	0	1	0	0	1	0	0	0	0	0	
Claims Against Local Public Entities																
Tort (Incl. Auto Neg.)	34	28	0	1	0	0	3	0	1	5	0	11	3	9	23	
Contractural Liability	3	2	0	0	0	0	0	0	0	0	0	1	0	1	2	
<u>SUSSEX</u>																
Claims Against the State																
Tort (Incl. Auto Neg.)	1	0	0	0	0	0	0	0	0	0	0	0	0	0	0	
Contractural Liability	1	1	0	0	0	0	0	0	0	0	0	0	1	0	1	
Claims Against Local Public Entities																
Tort (Incl. Auto Neg.)	65	47	0	1	0	6	13	1	0	21	0	11	9	6	26	
Contractural Liability	4	3	0	0	0	0	0	0	0	0	0	1	0	2	3	
<u>UNION</u>																
Claims Against the State																
Tort (Incl. Auto Neg.)	20	16	0	0	0	0	2	0	0	2	0	5	7	2	14	
Contractural Liability	4	3	0	0	0	1	0	0	0	1	0	2	0	0	2	
Claims Against Local Public Entities																
Tort (Incl. Auto Neg.)	135	117	0	2	0	6	20	0	1	29	1	39	17	31	87	
Contractural Liability	45	34	0	0	0	1	4	0	2	7	1	11	9	6	26	

	Complaints Filed	Cases Added* this Period	CASES DISPOSED OF							Transferred To Other Juris	Total Disposed of	Cases Placed On Inactive List	ACTIVE CASES PENDING ON August 31, 1974			Total Active Cases Pending
			By Trial Commenced			Without Trial (Before Trial Commenced)							Under 6 Months	6 to 12 Months	Over 12 Months	
			Partially Tried But Disposed of During Trial	Tried To Completion	Judgment By Default	Settled	Dismissed	Discontinued								
<u>WARREN</u>																
Claims Against the State																
Tort (Incl. Auto Neg.)	0	0	0	0	0	0	0	0	0	0	0	0	0	0	0	0
Contractural Liability	0	0	0	0	0	0	0	0	0	0	0	0	0	0	0	0
Claims Against Local Public Entities																
Tort (Incl. Auto Neg.)	3	4	0	0	0	0	0	0	0	0	0	0	2	1	1	4
Contractural Liability	0	0	0	0	0	0	0	0	0	0	0	0	0	0	0	0
<u>STATE TOTAL</u>																
Claims Against the State																
Tort (Incl. Auto Neg.)	326	286	2	5	1	11	72	5	6	102	2	56	70	56	182	
Contractural Liability	62	55	0	2	1	5	14	0	2	24	1	18	8	4	30	
Claims Against Local Public Entities																
Tort (Incl. Auto Neg.)	1738	1518	25	53	1	123	267	35	33	537	3	315	355	308	978	
Contractural Liability	440	385	3	12	1	43	58	4	19	140	3	87	91	64	242	
TOTAL, ALL CASES	2566	2244	30	72	4	182	411	44	60	803	9	476	524	432	1432	

* A case is added to the calendar when the first answer is filed. R.4:36-2.

REPORT ON THE OPERATION OF N.J.S.A. TITLE 59
CLAIMS AGAINST PUBLIC ENTITIES (N.J. TORT CLAIMS
ACT AND N.J. CONTRACTURAL LIABILITY ACT)

SUPERIOR AND COUNTY COURTS MONEY JUDGMENTS

June 1, 1972 to August 31, 1974

COUNTY	Up to \$100. inc.		\$100.01 to \$500.		\$500.01 to \$1000.		\$1000.01 to \$1500.		\$1500.01 to \$2000.		\$2000.01 to 3000.		\$3000.01 to \$4000.		\$4000.01 to \$5000.		\$5000.01 to \$10,000		Over \$10,000.		TOTALS	
	Tort, Inc. Auto	Contr. Liab.	Tort, Inc. Auto	Contr. Liab.	Tort, Inc. Auto	Contr. Liab.	Tort, Inc. Auto	Contr. Liab.	Tort, Inc. Auto	Contr. Liab.	Tort, Inc. Auto	Contr. Liab.	Tort, Inc. Auto	Contr. Liab.	Tort, Inc. Auto	Contr. Liab.	Tort, Inc. Auto	Contr. Liab.	Tort, Inc. Auto	Contr. Liab.	Tort, Inc. Auto	Contr. Liab.
ATLANTIC	0	0	0	0	0	0	0	0	0	0	0	0	0	0	0	0	0	0	0	0	0	0
State	0	0	0	0	0	0	0	0	0	0	0	0	0	0	0	0	0	0	0	0	0	0
Local	0	0	0	0	0	0	0	0	0	0	0	0	0	0	0	0	0	0	0	0	0	0
BERGEN	0	0	0	0	0	0	0	0	0	0	0	0	0	0	0	0	0	0	0	0	0	0
State	0	0	0	0	0	0	0	0	0	0	0	0	0	0	0	0	0	0	0	0	0	0
Local	3	0	0	0	0	0	1	0	0	0	0	0	0	1	0	3	0	0	0	0	8	0
BURLINGTON	0	0	0	0	0	0	0	0	0	0	0	0	0	0	0	0	0	0	0	0	0	0
State	0	0	0	0	0	0	0	0	0	0	0	0	0	0	0	0	0	0	0	0	0	0
Local	0	0	0	0	0	0	0	0	0	0	0	0	0	0	0	1	0	0	0	0	1	0
CAMDEN	0	0	0	0	0	0	1	0	0	0	0	0	0	0	0	0	0	0	0	0	1	0
State	0	0	0	0	0	0	0	0	0	0	0	0	0	0	0	0	0	0	0	0	0	0
Local	0	0	0	0	0	0	0	0	0	0	0	0	0	0	0	0	0	0	0	0	0	0
CAPE MAY	0	0	0	0	0	0	0	0	0	0	0	0	0	0	0	0	0	0	0	0	0	0
State	0	0	0	0	0	0	0	0	0	0	0	0	0	0	0	0	0	0	0	0	0	0
Local	0	0	0	0	0	0	0	0	0	0	0	0	0	0	0	2	0	0	0	0	2	0
CUMBERLAND	0	0	0	0	0	0	0	0	0	0	0	0	0	0	0	1	0	0	0	0	1	0
State	0	0	0	0	0	0	0	0	0	0	0	0	0	0	0	1	0	0	0	0	1	0
Local	0	0	0	0	0	0	0	0	0	0	0	0	0	0	0	0	1	0	0	0	0	2
ESSEX	0	0	0	0	0	0	0	0	0	0	0	0	0	0	0	0	0	0	0	0	0	0
State	0	0	0	0	0	0	0	0	0	0	0	0	0	0	0	0	0	0	0	0	0	0
Local	0	0	0	0	0	0	0	0	0	1	0	1	0	0	0	3	0	3	0	3	0	0
GLOUCESTER	0	0	0	0	0	0	0	0	0	0	0	0	0	0	0	0	0	0	0	0	0	0
State	0	0	0	0	0	0	0	0	0	0	0	0	0	0	0	0	0	0	0	0	0	0
Local	0	0	0	0	0	0	0	0	0	0	0	0	0	0	0	0	0	0	0	1	0	1
HUDSON	0	0	0	0	0	0	0	0	0	0	0	0	0	0	0	0	0	0	0	0	0	0
State	0	0	0	0	0	0	0	0	0	0	0	0	0	0	0	0	0	0	0	0	0	0
Local	0	0	0	0	0	0	0	0	0	0	0	0	0	0	0	0	0	0	0	0	0	0
HUNTERDON	0	0	0	0	0	0	0	0	0	0	0	0	0	0	0	0	0	0	0	0	0	0
State	0	0	0	0	0	0	0	0	0	0	0	0	0	0	0	0	0	0	0	0	0	0
Local	0	0	0	0	0	0	0	0	0	1	0	0	0	0	0	0	0	0	0	0	1	0
MERCER	0	0	0	0	0	0	0	1	0	0	0	0	1	0	0	0	0	0	0	0	0	1
State	0	0	0	0	0	0	0	0	0	0	0	0	0	0	0	0	0	0	0	0	0	0
Local	0	0	0	0	0	0	0	1	0	0	0	0	1	0	0	0	0	0	0	0	0	1

REPORT ON THE OPERATION OF N.J.S.A. TITLE 59
CLAIMS AGAINST PUBLIC ENTITIES (N.J. TORT CLAIMS
ACT AND N.J. CONTRACTURAL LIABILITY ACT)

SUPERIOR AND COUNTY COURTS MONEY JUDGMENTS

June 1, 1972 to August 31, 1974

COUNTY	Up to \$100. inc.		\$100.01 to \$500.		\$500.01 to \$1000.		\$1000.01 to \$1500.		\$1500.01 to \$2000.		\$2000.01 to 3000.		\$3000.01 to \$4000.		\$4000.01 to \$5000.		\$5000.01 to \$10,000		Over \$10,000.		TOTALS	
	Tort, Inc. Auto	Contr. Liab.	Tort, Inc. Auto	Contr. Liab.	Tort, Inc. Auto	Contr. Liab.	Tort, Inc. Auto	Contr. Liab.	Tort, Inc. Auto	Contr. Liab.	Tort, Inc. Auto	Contr. Liab.	Tort, Inc. Auto	Contr. Liab.	Tort, Inc. Auto	Contr. Liab.	Tort, Inc. Auto	Contr. Liab.	Tort, Inc. Auto	Contr. Liab.	Tort, Inc. Auto	Contr. Liab.
MIDDLESEX	0	0	0	0	0	0	0	0	0	0	0	0	0	0	0	0	0	2	0	2	0	0
State	0	0	0	0	1	0	0	0	1	0	3	0	2	0	2	0	4	0	2	0	15	0
Local	0	0	0	0	0	0	0	0	0	0	0	0	0	0	0	0	0	0	0	0	0	0
MONMOUTH	0	0	0	0	0	0	0	0	0	0	0	0	0	0	0	0	0	0	0	0	0	0
State	0	0	0	0	0	0	0	0	0	0	0	0	0	0	0	0	0	0	0	0	0	0
Local	0	0	0	0	0	0	1	0	0	0	3	0	1	0	0	1	0	0	0	0	6	0
MORRIS	0	0	0	0	0	0	0	0	0	0	0	0	0	0	0	0	0	0	0	0	0	0
State	0	0	0	0	0	0	0	0	0	0	0	0	0	0	0	0	0	0	0	0	0	0
Local	0	0	0	0	0	0	0	0	0	0	0	0	1	1	0	0	0	1	0	2	0	1
OCEAN	0	0	0	0	0	0	0	0	0	0	0	0	0	0	0	1	0	0	0	1	0	0
State	0	0	0	0	1	0	0	0	0	0	1	0	1	0	1	0	1	0	1	1	6	1
Local	0	0	0	0	0	0	0	0	0	0	0	0	0	0	0	0	0	0	0	0	0	0
PASSAIC	0	0	0	0	0	0	0	0	0	0	0	0	0	0	0	0	0	0	0	0	0	0
State	0	0	0	0	0	0	0	0	0	0	0	0	0	0	0	0	0	0	0	0	0	0
Local	0	0	0	0	1	0	0	0	0	1	0	0	1	0	0	1	0	1	0	1	1	4
SALEM	0	0	0	0	0	0	0	0	0	0	0	0	0	0	0	0	0	0	0	0	0	0
State	0	0	0	0	0	0	0	0	0	0	0	0	0	0	0	0	0	0	0	0	0	0
Local	0	0	0	0	0	0	0	0	0	0	0	0	0	0	0	0	0	0	0	0	0	0
SOMERSET	0	0	0	0	0	0	0	0	0	0	0	0	0	0	0	0	0	0	0	0	0	0
State	0	0	0	0	0	0	0	0	0	0	0	0	0	0	0	0	0	0	0	0	0	0
Local	0	0	0	0	0	0	0	0	0	0	0	0	0	0	0	0	0	0	0	0	0	0
SUSSEX	0	0	0	0	0	0	0	0	0	0	0	0	0	0	0	0	0	0	0	0	0	0
State	0	0	0	0	0	0	0	0	0	0	0	0	0	0	0	0	0	0	0	0	0	0
Local	0	0	0	0	0	0	0	0	0	0	0	0	0	0	0	0	0	0	0	0	0	0
UNION	0	0	0	0	0	0	0	0	0	0	0	0	0	0	0	0	0	0	0	0	0	0
State	0	0	0	0	0	0	0	0	0	0	0	0	0	0	0	0	0	0	0	0	0	0
Local	0	0	0	0	0	0	0	0	0	0	0	0	0	0	0	0	0	0	0	0	0	0
WARREN	0	0	0	0	0	0	0	0	0	0	0	0	0	0	0	0	0	0	0	0	0	0
State	0	0	0	0	0	0	0	0	0	0	0	0	0	0	0	0	0	0	0	0	0	0
Local	0	0	0	0	0	0	0	0	0	0	0	0	0	0	0	0	0	0	0	0	0	0
TOTAL	0	0	0	0	0	1	0	0	0	0	0	0	0	0	2	0	2	0	2	0	5	0
State	3	0	0	0	2	1	2	1	1	0	10	0	6	2	6	1	15	2	10	3	55	10
Local	0	0	0	0	0	0	0	0	0	0	0	0	0	0	0	0	0	0	0	0	0	0
TOTAL ALL CASES	3	0	0	0	2	1	3	1	1	0	10	0	6	2	6	1	17	2	12	3	60	10

REPORT ON THE OPERATION OF N.J.S.A. TITLE 59,
CLAIMS AGAINST PUBLIC ENTITIES (N.J. TORT CLAIMS
ACT AND N.J. CONTRACTURAL LIABILITY ACT)

JUNE 1, 1972 TO AUGUST 31, 1974

COUNTY DISTRICT COURT INVENTORY OF CASES

	Complaints Filed	Cases Added * this Period	CASES DISPOSED OF								Transferred To Other Juris	Total Disposed of	Cases Placed On Inactive List	ACTIVE CASES PENDING ON August 31, 1974			Total Active Cases Pending
			By Trial Commenced		Without Trial (Before Trial Commenced)				Under 6 Months	6 to 12 Months				Over 12 Months			
			Partially Tried But Disposed of During Trial	Tried To Completion	Judgment By Default	Settled	Dismissed	Discontinued									
<u>ATLANTIC</u>																	
Claims Against the State																	
Tort (Incl. Auto Neg.)	1	1	0	0	1	0	0	0	0	1	0	0	0	0	0		
Contractural Liability	0	0	0	0	0	0	0	0	0	0	0	0	0	0	0		
Claims Against Local Public Entities																	
Tort (Incl. Auto Neg.)	14	14	0	1	1	0	1	4	0	7	0	7	0	0	7		
Contractural Liability	3	3	0	0	0	0	1	0	0	1	0	0	2	0	2		
<u>BERGEN</u>																	
Claims Against the State																	
Tort (Incl. Auto Neg.)	2	2	0	0	0	0	0	0	0	0	0	1	1	2	0		
Contractural Liability	0	0	0	0	0	0	0	0	0	0	0	0	0	0	0		
Claims Against Local Public Entities																	
Tort (Incl. Auto Neg.)	59	59	0	3	3	21	11	2	3	43	1	10	5	0	15		
Contractural Liability	20	20	0	3	1	6	3	2	2	17	0	2	0	1	3		
<u>BURLINGTON</u>																	
Claims Against the State																	
Tort (Incl. Auto Neg.)	2	1	0	0	0	0	1	0	0	1	0	0	0	0	0		
Contractural Liability	0	0	0	0	0	0	0	0	0	0	0	0	0	0	0		
Claims Against Local Public Entities																	
Tort (Incl. Auto Neg.)	9	9	1	1	0	4	2	0	0	8	0	1	0	0	1		
Contractural Liability	7	7	0	0	0	2	4	0	0	6	0	0	1	0	1		
<u>CAMDEN</u>																	
Claims Against the State																	
Tort (Incl. Auto Neg.)	5	5	0	0	1	2	2	0	0	5	0	0	0	0	0		
Contractural Liability	0	0	0	0	0	0	0	0	0	0	0	0	0	0	0		
Claims Against Local Public Entities																	
Tort (Incl. Auto Neg.)	23	23	0	1	3	7	5	1	1	18	0	2	3	0	5		
Contractural Liability	26	26	0	5	1	7	8	0	1	22	0	2	1	1	4		
<u>CAPE MAY</u>																	
Claims Against the State																	
Tort (Incl. Auto Neg.)	0	0	0	0	0	0	0	0	0	0	0	0	0	0	0		
Contractural Liability	0	0	0	0	0	0	0	0	0	0	0	0	0	0	0		
Claims Against Local Public Entities																	
Tort (Incl. Auto Neg.)	1	1	1	0	0	0	0	0	0	1	0	0	0	0	0		
Contractural Liability	1	1	0	0	0	0	1	0	0	1	0	0	0	0	0		

REPORT ON THE OPERATION OF N.J.S.A. TITLE 59,
CLAIMS AGAINST PUBLIC ENTITIES (N.J. TORT CLAIMS
ACT AND N.J. CONTRACTURAL LIABILITY ACT)

JUNE 1, 1972 TO AUGUST 31, 1974

COUNTY DISTRICT COURT INVENTORY OF CASES

	Complaints Filed	Cases Added * this Period	CASES DISPOSED OF								Transferred To Other Juris	Total Disposed of	Cases Placed On Inactive List	ACTIVE CASES PENDING ON August 31, 1974			Total Active Cases Pending
			By Trial Commenced		Without Trial (Before Trial Commenced)				Under 6 Months	6 to 12 Months				Over 12 Months			
			Partially Tried But Disposed of During Trial	Tried To Completion	Judgment By Default	Settled	Dismissed	Discontinued									
<u>CUMBERLAND</u>																	
Claims Against the State																	
Tort (Incl. Auto Neg.)	1	1	0	0	0	0	1	0	0	1	0	0	0	0	0		
Contractural Liability	1	1	0	0	0	0	0	0	0	0	1	0	0	0	1		
Claims Against Local Public Entities																	
Tort (Incl. Auto Neg.)	10	10	0	1	0	0	8	0	0	9	1	0	0	0	0		
Contractural Liability	2	2	0	1	0	0	1	0	0	2	0	0	0	0	0		
<u>ESSEX</u>																	
Claims Against the State																	
Tort (Incl. Auto Neg.)	6	6	0	3	1	0	1	0	0	5	0	1	0	0	1		
Contractural Liability	1	1	0	0	0	0	0	0	0	0	0	1	0	0	1		
Claims Against Local Public Entities																	
Tort (Incl. Auto Neg.)	113	113	0	13	19	10	55	0	1	98	0	12	3	0	15		
Contractural Liability	46	46	0	2	15	4	11	0	0	32	0	14	0	0	14		
<u>GLOUCESTER</u>																	
Claims Against the State																	
Tort (Incl. Auto Neg.)	0	0	0	0	0	0	0	0	0	0	0	0	0	0	0		
Contractural Liability	0	0	0	0	0	0	0	0	0	0	0	0	0	0	0		
Claims Against Local Public Entities																	
Tort (Incl. Auto Neg.)	7	7	0	2	0	0	3	1	1	7	0	0	0	0	0		
Contractural Liability	8	8	0	3	1	0	2	0	0	6	0	1	0	1	2		
<u>HUDSON</u>																	
Claims Against the State																	
Tort (Incl. Auto Neg.)	1	1	1	0	0	0	0	0	0	1	0	0	0	0	0		
Contractural Liability	0	0	0	0	0	0	0	0	0	0	0	0	0	0	0		
Claims Against Local Public Entities																	
Tort (Incl. Auto Neg.)	113	113	3	19	13	16	37	9	2	99	0	12	2	0	14		
Contractural Liability	33	33	1	5	5	2	10	2	1	26	0	7	0	0	7		
<u>HUNTERDON</u>																	
Claims Against the State																	
Tort (Incl. Auto Neg.)	0	0	0	0	0	0	0	0	0	0	0	0	0	0	0		
Contractural Liability	0	0	0	0	0	0	0	0	0	0	0	0	0	0	0		
Claims Against Local Public Entities																	
Tort (Incl. Auto Neg.)	1	1	0	0	0	0	0	0	1	1	0	0	0	0	0		
Contractural Liability	2	2	0	0	1	0	1	0	0	2	0	0	0	0	0		

REPORT ON THE OPERATION OF N.J.S.A. TITLE 59,
CLAIMS AGAINST PUBLIC ENTITIES (N.J. TORT CLAIMS
ACT AND N.J. CONTRACTURAL LIABILITY ACT)

JUNE 1, 1972 TO AUGUST 31, 1974

COUNTY DISTRICT COURT INVENTORY OF CASES

	Complaints Filed	Cases Added * this Period	CASES DISPOSED OF							Transferred To Other Juris	Total Disposed of	Cases Placed On Inactive List	ACTIVE CASES PENDING ON August 31, 1974			Total Active Cases Pending
			By Trial Commenced			Without Trial (Before Trial Commenced)							Under 6 Months	6 to 12 Months	Over 12 Months	
			Partially Tried But Disposed of During Trial	Tried To Completion	Judgment By Default	Settled	Dismissed	Discontinued								
<u>MERCER</u>																
Claims Against the State																
Tort (Incl. Auto Neg.)	7	7	1	2	0	1	2	0	0	6	0	0	1	0	1	
Contractural Liability	7	7	0	0	0	1	1	5	0	7	0	0	0	0	0	
Claims Against Local Public Entities																
Tort (Incl. Auto Neg.)	20	20	0	7	0	3	2	5	0	17	0	2	1	0	3	
Contractural Liability	14	14	0	4	1	1	1	3	0	10	0	3	1	0	4	
<u>MIDDLESEX</u>																
Claims Against the State																
Tort (Incl. Auto Neg.)	5	3	0	0	0	0	0	0	0	0	0	3	0	0	3	
Contractural Liability	3	2	1	0	0	0	0	0	0	1	0	1	0	0	1	
Claims Against Local Public Entities																
Tort (Incl. Auto Neg.)	67	52	7	2	0	3	15	0	1	28	1	23	0	0	23	
Contractural Liability	33	25	2	1	0	2	6	0	0	11	0	14	0	0	14	
<u>MONMOUTH</u>																
Claims Against the State																
Tort (Incl. Auto Neg.)	0	0	0	0	0	0	0	0	0	0	0	0	0	0	0	
Contractural Liability	0	0	0	0	0	0	0	0	0	0	0	0	0	0	0	
Claims Against Local Public Entities																
Tort (Incl. Auto Neg.)	45	45	9	4	4	2	14	0	0	33	0	12	0	0	12	
Contractural Liability	18	18	1	1	2	3	6	0	0	13	2	3	0	0	3	
<u>MORRIS</u>																
Claims Against the State																
Tort (Incl. Auto Neg.)	0	0	0	0	0	0	0	0	0	0	0	0	0	0	0	
Contractural Liability	0	0	0	0	0	0	0	0	0	0	0	0	0	0	0	
Claims Against Local Public Entities																
Tort (Incl. Auto Neg.)	21	21	0	2	7	1	7	0	0	17	0	3	1	0	4	
Contractural Liability	17	17	1	3	0	3	5	2	1	15	1	1	0	0	1	
<u>OCEAN</u>																
Claims Against the State																
Tort (Incl. Auto Neg.)	3	3	0	1	0	1	0	0	1	3	0	0	0	0	0	
Contractural Liability	0	0	0	0	0	0	0	0	0	0	0	0	0	0	0	
Claims Against Local Public Entities																
Tort (Incl. Auto Neg.)	13	17	0	4	5	1	5	0	0	15	0	0	2	0	2	
Contractural Liability	7	7	0	0	1	1	2	0	0	4	0	3	0	0	3	

REPORT ON THE OPERATION OF N.J.S.A. TITLE 59,
CLAIMS AGAINST PUBLIC ENTITIES (N.J. TORT CLAIMS
ACT AND N.J. CONTRACTURAL LIABILITY ACT)

JUNE 1, 1972 TO AUGUST 31, 1974

COUNTY DISTRICT COURT INVENTORY OF CASES

	Complaints Filed	Cases Added * this Period	CASES DISPOSED OF										Transferred To Other Juris	Total Disposed of	Cases Placed On Inactive List	ACTIVE CASES PENDING ON August 31, 1974			Total Active Cases Pending
			By Trial Commenced			Without Trial (Before Trial Commenced)										Under 6 Months	6 to 12 Months	Over 12 Months	
			Partially Tried But Disposed of During Trial	Tried To Completion	Judgment By Default	Settled	Dismissed	Discontinued											
<u>PASSAIC</u>																			
Claims Against the State																			
Tort (Incl. Auto Neg.)	0	0	0	0	0	0	0	0	0	0	0	0	0	0	0	0	0	0	0
Contractural Liability	2	2	0	0	0	0	1	0	0	1	0	0	0	0	0	0	0	0	1
Claims Against Local Public Entities																			
Tort (Incl. Auto Neg.)	57	57	6	5	0	10	28	1	1	51	1	5	0	0	0	0	0	0	5
Contractural Liability	17	17	0	1	0	2	6	0	1	10	0	7	0	0	0	0	0	0	7
<u>SALEM</u>																			
Claims Against the State																			
Tort (Incl. Auto Neg.)	0	0	0	0	0	0	0	0	0	0	0	0	0	0	0	0	0	0	0
Contractural Liability	0	0	0	0	0	0	0	0	0	0	0	0	0	0	0	0	0	0	0
Claims Against Local Public Entities																			
Tort (Incl. Auto Neg.)	1	1	0	0	0	0	0	0	0	0	0	1	0	0	0	0	0	0	1
Contractural Liability	0	0	0	0	0	0	0	0	0	0	0	0	0	0	0	0	0	0	0
<u>SOMERSET</u>																			
Claims Against the State																			
Tort (Incl. Auto Neg.)	0	0	0	0	0	0	0	0	0	0	0	0	0	0	0	0	0	0	0
Contractural Liability	0	0	0	0	0	0	0	0	0	0	0	0	0	0	0	0	0	0	0
Claims Against Local Public Entities																			
Tort (Incl. Auto Neg.)	5	6	1	0	2	1	1	0	0	5	0	1	0	0	1	0	0	0	1
Contractural Liability	6	6	0	0	1	1	2	0	0	4	0	2	0	0	0	0	0	0	2
<u>SUSSEX</u>																			
Claims Against the State																			
Tort (Incl. Auto Neg.)	0	0	0	0	0	0	0	0	0	0	0	0	0	0	0	0	0	0	0
Contractural Liability	0	0	0	0	0	0	0	0	0	0	0	0	0	0	0	0	0	0	0
Claims Against Local Public Entities																			
Tort (Incl. Auto Neg.)	0	0	0	0	0	0	0	0	0	0	0	0	0	0	0	0	0	0	0
Contractural Liability	2	2	0	1	0	0	1	0	0	2	0	0	0	0	0	0	0	0	0
<u>UNION</u>																			
Claims Against the State																			
Tort (Incl. Auto Neg.)	4	4	0	1	0	3	0	0	0	4	0	0	0	0	0	0	0	0	0
Contractural Liability	0	0	0	0	0	0	0	0	0	0	0	0	0	0	0	0	0	0	0
Claims Against Local Public Entities																			
Tort (Incl. Auto Neg.)	33	32	0	4	6	5	14	0	0	29	0	2	1	0	0	0	0	0	3
Contractural Liability	13	13	0	3	2	3	4	0	0	12	0	1	0	0	0	0	0	0	1

REPORT ON THE OPERATION OF N.J.S.A. TITLE 59,
CLAIMS AGAINST PUBLIC ENTITIES (N.J. TORT CLAIMS
ACT AND N.J. CONTRACTURAL LIABILITY ACT)
JUNE 1, 1972 TO AUGUST 31, 1974
COUNTY DISTRICT COURT INVENTORY OF CASES

	Complaints Filed	Cases Added * this Period	CASES DISPOSED OF				Transferred To Other Juris	Total Disposed of	Cases Placed On Inactive List	ACTIVE CASES PENDING ON August 31, 1974			Total Active Cases Pending											
			Partially Tried But Disposed of During Trial	Tried To Completion	Judgment By Default	Settled				Dismissed	Discontinued	Under 6 Months		6 to 12 Months	Over 12 Months									
WARREN																								
Claims Against the State Tort (Incl. Auto Neg.)	1	1	0	0	0	0	0	0	0	0	0	0	0	0	0	0	0	0	0	0	0	0	0	0
Contractural Liability	0	0	0	0	0	0	0	0	0	0	0	0	0	0	0	0	0	0	0	0	0	0	0	0
Claims Against Local Public Entities Tort (Incl. Auto Neg.)	2	3	0	1	0	1	0	0	0	0	0	0	0	0	0	0	0	0	0	0	0	0	0	0
Contractural Liability	4	4	0	0	0	0	0	0	0	0	0	0	0	0	0	0	0	0	0	0	0	0	0	0
SPRINGFIELD																								
Claims Against the State Tort (Incl. Auto Neg.)	38	35	2	7	3	7	0	8	0	0	1	0	0	0	0	0	0	0	0	0	0	0	0	0
Contractural Liability	14	13	1	0	0	1	0	2	0	0	0	0	0	0	0	0	0	0	0	0	0	0	0	0
Claims Against Local Public Entities Tort (Incl. Auto Neg.)	614	604	28	70	63	85	208	23	11	488	93	18	1	112										
Contractural Liability	279	271	5	33	31	37	78	9	6	199	61	5	69											
TOTAL, ALL COUNTIES	945	923	36	110	97	130	296	37	18	724	162	25	192											

* Summons served on complainant.

REPORT ON THE OPERATION OF N.J.S.A. TITLE 59
CLAIMS AGAINST PUBLIC ENTITIES (N.J. TORT CLAIMS
ACT AND N.J. CONTRACTURAL LIABILITY ACT)

COUNTY DISTRICT COURT MONEY JUDGMENTS

June 1, 1972 to August 31, 1974

COUNTY	Up to \$100. inc.		\$100.01 to \$500.		\$500.01 to \$1000.		\$1000.01 to \$1500.		\$1500.01 to \$2000.		\$2000.01 to 3000.		\$3000.01 to \$4000.		\$4000.01 to \$5000.		\$5000.01 to \$10,000.		Over \$10,000.		TOTALS		
	Tort, Inc. Auto	Contr. Liab.	Tort, Inc. Auto	Contr. Liab.	Tort, Inc. Auto	Contr. Liab.	Tort, Inc. Auto	Contr. Liab.	Tort, Inc. Auto	Contr. Liab.	Tort, Inc. Auto	Contr. Liab.	Tort, Inc. Auto	Contr. Liab.	Tort, Inc. Auto	Contr. Liab.	Tort, Inc. Auto	Contr. Liab.	Tort, Inc. Auto	Contr. Liab.	Tort, Inc. Auto	Contr. Liab.	
ATLANTIC																							
State	0	0	0	0	1	0	0	0	0	0	0	0	0	0	0	0	0	0	0	0	0	0	0
Local	0	0	1	0	0	0	0	0	0	0	0	0	0	0	0	0	0	0	0	0	0	0	0
BERGEN																							
State	0	0	0	0	0	0	0	0	0	0	0	0	0	0	0	0	0	0	0	0	0	0	0
Local	0	0	1	1	3	0	4	0	0	0	0	0	0	0	0	0	0	0	0	0	0	0	0
BURLINGTON																							
State	0	0	0	0	0	0	0	0	0	0	0	0	0	0	0	0	0	0	0	0	0	0	0
Local	0	0	0	0	1	0	0	0	0	0	0	0	0	0	0	0	0	0	0	0	0	0	0
CAMDEN																							
State	0	0	0	0	0	0	0	0	0	0	0	0	0	0	0	0	0	0	0	0	0	0	0
Local	0	1	0	0	0	2	1	0	0	0	1	0	0	0	0	0	0	0	0	0	0	0	0
CAPE MAY																							
State	0	0	0	0	0	0	0	0	0	0	0	0	0	0	0	0	0	0	0	0	0	0	0
Local	0	0	0	0	0	0	0	0	0	0	0	0	0	0	0	0	0	0	0	0	0	0	0
CUMBERLAND																							
State	0	0	0	0	0	0	0	0	0	0	0	0	0	0	0	0	0	0	0	0	0	0	0
Local	0	1	0	0	0	0	0	0	0	0	0	0	0	0	0	0	0	0	0	0	0	0	0
ESSEX																							
State	0	0	0	0	0	0	0	0	0	0	0	0	0	0	0	0	0	0	0	0	0	0	0
Local	0	0	0	0	1	0	0	0	0	0	1	0	0	0	0	0	0	0	0	0	0	0	0
GLOUCESTER																							
State	0	0	0	0	0	0	0	0	0	0	0	0	0	0	0	0	0	0	0	0	0	0	0
Local	0	0	0	3	1	0	0	0	0	0	0	0	0	0	0	0	0	0	0	0	0	0	0
HUDSON																							
State	0	0	0	0	0	0	0	0	0	0	0	0	0	0	0	0	0	0	0	0	0	0	0
Local	0	0	2	1	4	2	1	1	1	2	0	0	1	0	0	0	0	0	0	0	0	0	0
HUNTERDON																							
State	0	0	0	0	0	0	0	0	0	0	0	0	0	0	0	0	0	0	0	0	0	0	0
Local	0	0	0	0	0	0	0	0	0	0	0	0	0	0	0	0	0	0	0	0	0	0	0
MERCER																							
State	0	1	1	0	0	0	1	0	0	0	0	0	0	0	0	0	0	0	0	0	0	0	0
Local	0	0	3	1	2	0	1	0	0	0	0	0	0	0	0	0	0	0	0	0	0	0	0

REPORT ON THE OPERATION OF N.J.S.A. TITLE 59
CLAIMS AGAINST PUBLIC ENTITIES (N.J. TORT CLAIMS
ACT AND N.J. CONTRACTUAL LIABILITY ACT)

COUNTY DISTRICT COURT MONEY JUDGMENTS

June 1, 1972 to August 31, 1974

COUNTY	Up to \$100. inc.		\$100.01 to \$500.		\$500.01 to \$1000.		\$1000.01 to \$1500.		\$1500.01 to \$2000.		\$2000.01 to 3000.		\$3000.01 to \$4000.		\$4000.01 to \$5000.		\$5000.01 to \$10,000.		Over \$10,000.		TOTALS	
	Tort, Inc. Auto	Contr. Liab.	Tort, Inc. Auto	Contr. Liab.	Tort, Inc. Auto	Contr. Liab.	Tort, Inc. Auto	Contr. Liab.	Tort, Inc. Auto	Contr. Liab.	Tort, Inc. Auto	Contr. Liab.	Tort, Inc. Auto	Contr. Liab.	Tort, Inc. Auto	Contr. Liab.	Tort, Inc. Auto	Contr. Liab.	Tort, Inc. Auto	Contr. Liab.	Tort, Inc. Auto	Contr. Liab.
MIDDLESEX																						
State	0	0	0	0	0	0	0	0	0	0	0	0	0	0	0	0	0	0	0	0	0	0
Local	0	0	0	1	0	0	0	0	1	0	0	0	1	0	0	0	0	0	0	0	2	1
MONMOUTH																						
State	0	0	0	0	0	0	0	0	0	0	0	0	0	0	0	0	0	0	0	0	0	0
Local	0	0	0	0	0	0	1	0	0	0	0	0	0	0	0	0	0	0	0	0	1	0
MORRIS																						
State	0	0	0	0	0	0	0	0	0	0	0	0	0	0	0	0	0	0	0	0	0	0
Local	0	2	1	0	1	0	0	0	0	0	0	0	0	0	0	0	0	0	0	2	2	
OCEAN																						
State	0	0	0	0	0	0	0	0	0	0	0	0	0	0	0	0	0	0	0	0	0	0
Local	0	0	1	0	0	0	0	0	1	0	0	0	0	0	0	0	0	0	0	2	0	
PASSAIC																						
State	0	0	0	0	0	0	0	0	0	0	0	0	0	0	0	0	0	0	0	0	0	0
Local	0	1	1	0	0	0	1	0	1	0	1	0	0	0	0	0	0	0	0	4	1	
SALEM																						
State	0	0	0	0	0	0	0	0	0	0	0	0	0	0	0	0	0	0	0	0	0	0
Local	0	0	0	0	0	0	0	0	0	0	0	0	0	0	0	0	0	0	0	0	0	0
SOMERSET																						
State	0	0	0	0	0	0	0	0	0	0	0	0	0	0	0	0	0	0	0	0	0	0
Local	0	0	0	0	0	0	0	1	0	0	0	0	0	0	0	0	0	0	0	0	0	1
SUSSEX																						
State	0	0	0	0	0	0	0	0	0	0	0	0	0	0	0	0	0	0	0	0	0	0
Local	0	0	0	0	0	0	0	0	0	0	0	0	0	0	0	0	0	0	0	0	0	0
UNION																						
State	0	0	0	0	0	0	0	0	0	0	0	0	0	0	0	0	0	0	0	0	0	0
Local	1	0	2	3	1	0	1	0	1	0	1	1	0	0	0	0	0	0	0	7	4	
WARREN																						
State	0	0	0	0	0	0	0	0	0	0	0	0	0	0	0	0	0	0	0	0	0	0
Local	2	0	0	0	0	0	0	0	0	0	0	0	0	0	0	0	0	0	0	2	0	
TOTAL																						
State	0	1	1	0	1	0	1	0	0	0	0	0	0	0	0	0	0	0	0	3	1	
Local	3	5	12	10	14	4	10	2	5	1	6	2	2	0	0	1	0	0	0	53	24	
TOTAL ALL CASES	3	6	13	10	15	4	11	2	5	1	6	2	2	0	0	1	0	0	0	56	25	

END