

---

# Ohio Juvenile Court Statistics

## 1972

---

Ohio Department of Mental Health  
and Mental Retardation

John J. Gilligan, Governor  
Kenneth D. Gaver, M.D., Director

19085

**Ohio Department of Mental Health  
and Mental Retardation**

Kenneth J. Gave M.D. Director

William H. Davis Assistant Director

**Division of Business Administration**

Clara Davis, Chief

**Bureau of Statistics**

Michael Giannaros, Supervisor

65 South Front Street / Room 307  
Columbus, Ohio 43215

OHIO JUVENILE COURT STATISTICS

1972

CONTENTS

	Page
Uses of These Statistics .....	1
Definition of Juvenile Court .....	1
Unruly Cases .....	2
Types of Cases .....	2
Statistical Presentation of Basic Information .....	2

TABLE

A. Cases Disposed of by Ohio Juvenile Courts, by Type of Case, 1972 .....	4
B. Delinquency Cases Disposed of by Ohio Juvenile Courts, by Age, 1972 .....	6
C. Unruly Cases Disposed of by Ohio Juvenile Courts, by Age, 1972 .....	8
D. Traffic Cases Disposed of by Ohio Juvenile Courts, by Age, 1972 .....	10
E. Adult Cases Disposed of by Ohio Juvenile Courts, by Reason for Referral, 1972 .....	12

CHART

A. Cases Disposed of by Ohio Juvenile Courts, by Type of Case, 1972 .....	5
B. Delinquency Cases Disposed of by Ohio Juvenile Courts, by Age, 1972 .....	7
C. Unruly Cases Disposed of by Ohio Juvenile Courts, by Age, 1972 .....	9
D. Traffic Cases Disposed of by Ohio Juvenile Courts, by Age, 1972 .....	11
E. Adult Cases Disposed of by Ohio Juvenile Courts, by Reason for Referral, 1972 .....	13
F. Delinquency Cases Disposed of by Ohio Juvenile Courts, by County, 1972 .....	14

TABLE

1. Delinquency Cases Disposed of by Ohio Juvenile Courts, by Source of Referral, Reason for Referral and Sex, 1972 .....	15
2. Children's and Adult's Cases Disposed of by Ohio Juvenile Courts, by County, 1972 .....	16
3. Children's Cases Disposed of by Ohio Juvenile Courts, by Type of Case, by County, 1972 .....	18
4. Delinquency Cases Disposed of by Ohio Juvenile Courts, by Type of Disposition, Reason for Referral, and Sex, 1972 .....	22
5. Delinquency Cases Disposed of by Ohio Juvenile Courts, by Type of Case Pending Disposition, Reason for Referral, and Sex, 1972 .....	23
6. Delinquency Cases Disposed of by Ohio Juvenile Courts, by Type of Disposition, by County, 1972 .....	24

OHIO JUVENILE COURT STATISTICS  
1972

TABLE

7.	Delinquency Cases Disposed of by Ohio Juvenile Courts, by Age, Reason for Referral, and Sex 1972 .....	26
8.	Traffic Cases Disposed of by Ohio Juvenile Courts, by Care Pending Disposition, Age, and Sex, 1972 .....	27
9.	Traffic Cases Disposed of by Ohio Juvenile Courts, by Type of Disposition, Age, and Sex, 1972 .....	28
10.	Dependency and Neglect Cases Disposed of by Ohio Juvenile Courts, by Source of Referral, Reason for Referral, and Sex, 1972 .....	29
11.	Dependency and Neglect Cases Disposed of by Ohio Juvenile Courts, by Age, Reason for Referral, and Sex, 1972 .....	30
12.	Dependency and Neglect Cases Disposed of by Ohio Juvenile Courts, by Type of Care Pending Disposition, Reason for Referral, and Sex, 1972 .....	31
13.	Dependency and Neglect Cases Disposed of by Ohio Juvenile Courts, by Type of Disposition, Reason for Referral, and Sex, 1972 .....	32
14.	Special Service Cases Disposed of by Ohio Juvenile Courts, by Source of Referral, Reason for Referral, and Sex, 1972 .....	33
15.	Special Service Cases Disposed of by Ohio Juvenile Courts, by Age, Reason for Referral and Sex, 1972 .....	34
16.	Special Service Cases Disposed of by Ohio Juvenile Courts, by Type of Care Pending Disposition, Reason for Referral, and Sex, 1972 .....	35
17.	Special Service Cases Disposed of by Ohio Juvenile Courts, by Type of Disposition, Reason for Referral, and Sex, 1972 .....	36
18.	Adult Cases Disposed of by Ohio Juvenile Courts, by Type of Disposition, Reason for Referral, and Sex, 1972 ..	37
19.	Adult Cases Disposed of by Ohio Juvenile Courts, by Number of Children Involved, Reason for Referral, and Sex, 1972 .....	38
20.	Delinquency Cases Disposed of by Ohio Juvenile Courts, by Previous Court Experience, Reason for Referral, and Sex, 1972 .....	39
21.	Children and Adult Cases Disposed of by Ohio Juvenile Courts, by Type of Case, Race, and County, 1972 .....	40
22.	Unruly Cases Disposed of by Ohio Juvenile Courts by Source of Referral, Reason for Referral, and Sex, 1972 ...	44
23.	Unruly Cases Disposed of by Ohio Juvenile Courts, by Type of Disposition, Reason for Referral, and Sex, 1972 ..	45
24.	Unruly Cases Disposed of by Ohio Juvenile Courts, by Type of Care Pending Disposition, Reason for Referral, and Sex, 1972 .....	46
25.	Unruly Cases Disposed of by Ohio Juvenile Courts, by Age, Reason for Referral, and Sex, 1972 .....	47
26.	Unruly Cases Disposed of by Ohio Juvenile Courts, by Previous Court Experience, Reason for Referral, and Sex, 1972 .....	48
	Appendix - Glossary of Terms Used in this Report .....	49

USES OF THESE STATISTICS

The juvenile courts of Ohio are required by law (Ohio Revised Code Section 2151.18) to keep records and prepare annual reports of their cases disposed of during the year.

For many years, as a service to the courts, the Bureau of Statistics has tabulated the disposition of all juvenile court cases and returned to the courts statistical tables suitable for their annual reports.

In addition to the preparation of statistics for each court, the Bureau of Statistics prepares the total state summary tables which appear in this report as Tables 1 through 26.

Many uses have been made of these statistics. Individual courts may use their statistics for budget preparation. The Ohio Youth Commission finds the total state summary and the county distribution tables extremely useful for planning and forecasting of institutional population trends. The Legislative Service Commission uses these statistics to answer questions from Ohio legislators and in the preparation of special studies.

Each year, the Federal government requests table 3 of this report as a source of data for their national publication entitled Juvenile Court Statistics. Ohio's statistics along with those from other states are used in various Congressional hearings on juvenile delinquency.

In addition to these governmental uses, private insurance companies and consulting actuaries have found the statistics on juvenile traffic offenders useful in computing automobile insurance rates.

Another use of these statistics is to provide data for student research projects. Students, ranging from high school freshmen to doctoral candidates, have found these statistics helpful in preparing reports on juvenile delinquency, juvenile traffic offenders, and other problems of juveniles in our society.

DEFINITION OF JUVENILE COURT

The term juvenile court is used in the broad sense to include all courts having jurisdiction in children's cases and certain adult cases involving juveniles. In most counties the court is separate and independent from the common pleas court and the probate or domestic relations court. However, in some of the less populous counties the probate, domestic relations, or common pleas court also hears the juvenile cases. In collecting these statistics, every effort has been made to include all juvenile and adult cases processed by the "juvenile courts" in each of Ohio's counties. This year we were fortunate in getting the cooperation of all Ohio's eighty-eight counties in reporting these statistics.

## UNRULY CASES

On November 19, 1969, a new juvenile court law became effective, which created a new type of case, namely the unruly case. The intent of this law was to separate from delinquency cases those cases of children who had committed acts which were troublesome to society, but were not necessarily crimes.

Thus, under the new law, delinquency cases include only those acts of children which would be crimes if committed by adults. Unruly cases include those cases of truancy, being ungovernable, running away, consent for early marriage, conditions injurious to morals and various other violations of laws applicable only to children.

## TYPES OF CASES

In 1972, there were six broad categories of juvenile court cases - delinquency cases, dependency and neglect cases, special service cases, juvenile traffic cases, unruly cases, and adult cases. The detailed legal definitions of these types of cases are contained in the appendix of this report.

Delinquency and unruly cases result from juveniles committing unlawful acts which cause them to be brought before the court for punishment and/or guidance in finding the proper way to live in our society.

Dependency, neglect and special service cases result from acts or conditions which are generally no fault of the juvenile. The exception being consent to marry where pregnancy is the compelling factor to legalize a marriage relationship.

Juvenile traffic cases are those specific unlawful acts of juveniles involving traffic and motor vehicle operation which would cause them to be brought into a municipal traffic court if they were adults. The legislature many years ago directed that juvenile traffic offenders be given special attention by the juvenile courts as a way of more effectively correcting their deviant traffic behavior.

Adult cases are those cases in which offense committed by adults are against or in some way detrimental to the well being of juveniles. As such, the juvenile court considers both the effect on the juvenile and the unlawful conduct of the adult in meting out punishment to the adult.

## STATISTICAL PRESENTATION OF BASIC INFORMATION

Several statistical tables and charts have been included in this report to highlight some of the statistics. Chart A, for instance, illustrates graphically the preponderance of the number of traffic cases over the number of frequencies of any other type of case shown in the chart.

Chart B shows the percentage frequency distribution of the number of delinquency cases by age. The distribution drops sharply after the age of 17 because most cases involving persons 18 years and older are processed through the municipal and/or common pleas court system.

Chart C shows the percentage frequency distribution of unruly cases by age. This distribution is for all practical purposes, a bimodal distribution where the highest frequencies fall in the ages of 15 and 16.

Chart D shows the percentage frequency distribution of the juvenile traffic violations by age. This distribution is actually truncated to the left in the sense that the vast majority of traffic offenders 18 years and older are referred to adult traffic courts and, therefore, are not shown in this chart.

Chart E shows the frequency distribution for referral of adult cases to juvenile courts by per cent of the total. Approximately 37 percent of the cases involved "nonsupport" and 2.3 percent of the cases involve "paternity".

A graphical analysis, which is always interesting to make, is to plot the distribution of a variable on the map of the state of Ohio. Chart F shows the number of delinquency cases disposed of by county. When studying a chart of this type, care should always be taken when comparing one geographical region with another. Some courts may report only those cases which are handled in an "official" manner, and, therefore, show a lower count of delinquency cases. Other courts may count and report every form of complaint.

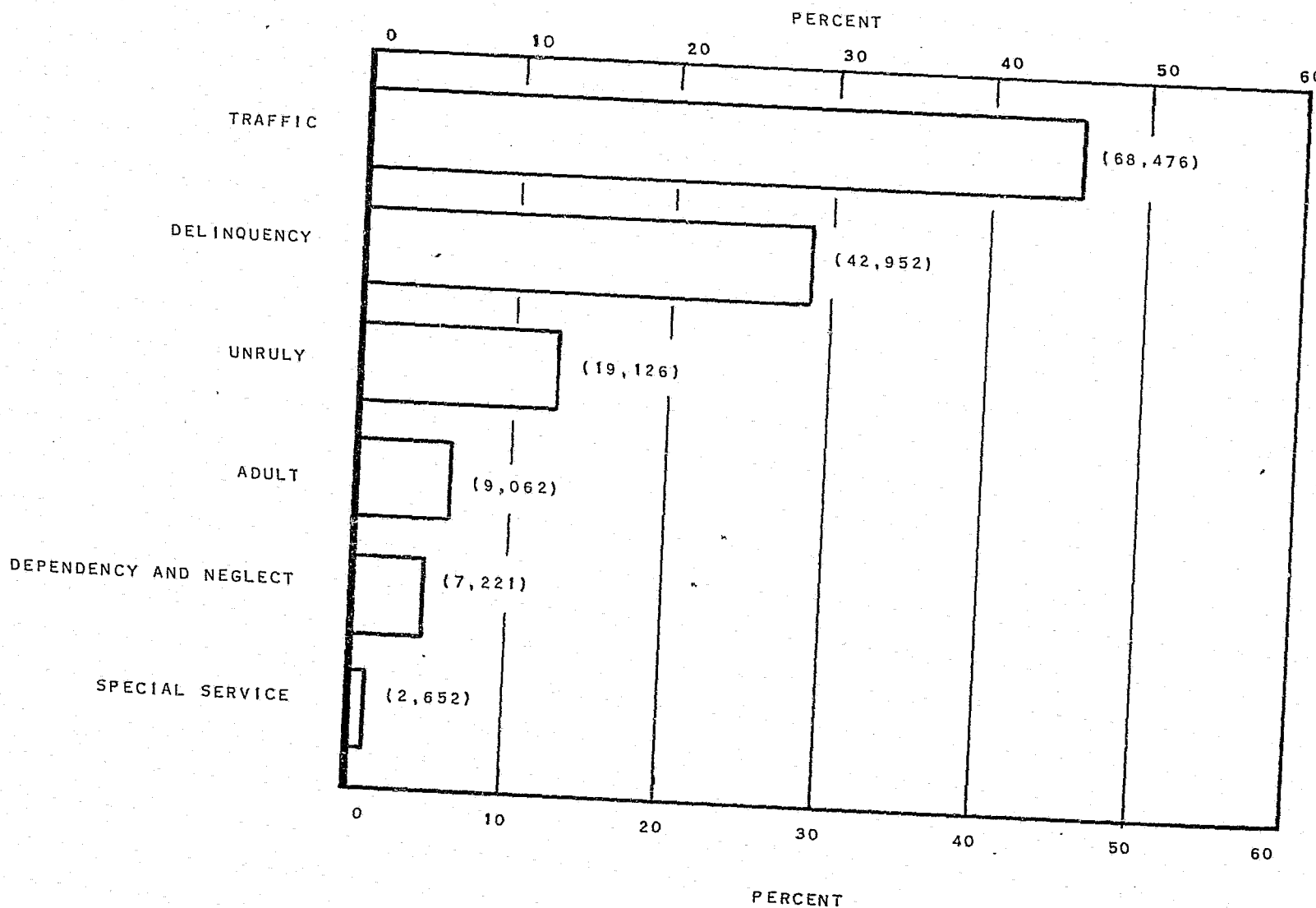
However, the general pattern which emerges is the concentration of juvenile delinquency in the counties which encompass the major cities and have the highest population densities. Thus, this map shows the highest frequency of delinquencies in Cleveland (Cuyahoga County), Akron (Summit County), Toledo (Lucas County), Dayton (Montgomery County), and Cincinnati (Hamilton County).

TABLE A  
 CASES DISPOSED OF BY OHIO JUVENILE COURTS,  
 BY TYPE OF CASE, 1972

Type of Case	Number of Cases	Percent
Traffic.....	68,476	45.82
Delinquency.....	42,952	28.73
Unruly.....	19,126	12.79
Adult.....	9,062	6.06
Dependency and Neglect.....	7,221	4.83
Special Service.....	2,652	1.77
Total	149,489	100.00

Source: Tables 2 and 3.

CHART A  
 CASES DISPOSED OF BY OHIO JUVENILE COURTS,  
 BY TYPE OF CASE, 1972



NOTE: NUMBERS IN PARENTHESES ARE TOTAL NUMBER OF CASES.

SOURCE: TABLE A.

TABLE B

DELINQUENCY CASES DISPOSED OF BY OHIO JUVENILE COURTS,  
BY AGE, 1972

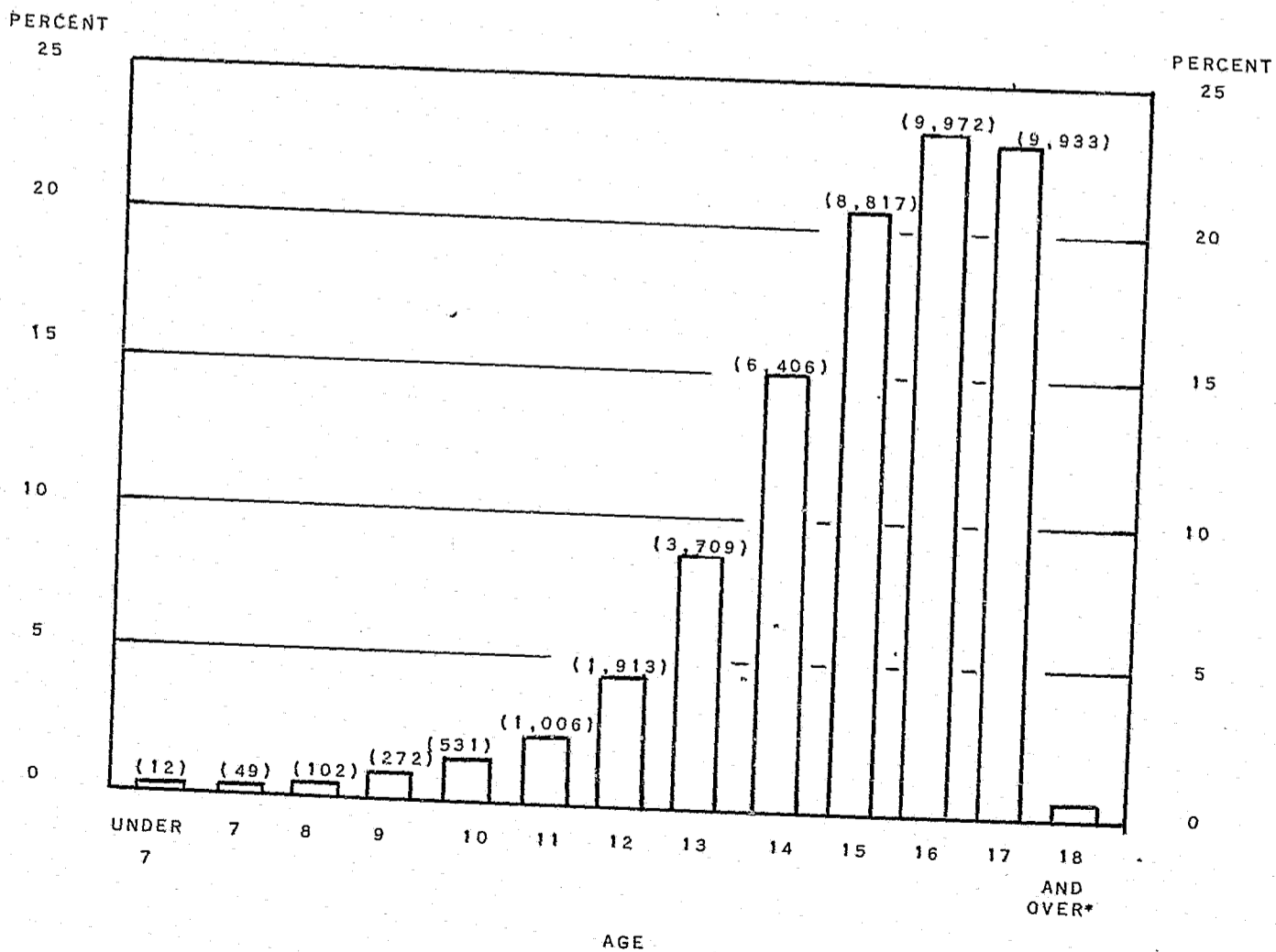
Age	Number of Cases	Percent
Under 7.....	12	0.03
7.....	49	0.11
8.....	102	0.24
9.....	272	0.63
10.....	531	1.24
11.....	1,006	2.34
12.....	1,913	4.45
13.....	3,709	8.64
14.....	6,406	14.91
15.....	8,817	20.53
16.....	9,972	23.22
17.....	9,933	23.13
18 and over*.....	186*	0.43
Age not specified.....	44	0.10
Total	42,952	100.00

\* These cases were started before the defendants were eighteen years of age and disposed of after they were eighteen or older.

Source: Table 7.

CHART B

DELINQUENCY CASES DISPOSED OF BY OHIO JUVENILE COURTS,  
BY AGE, 1972



NOTE: NUMBERS IN PARENTHESES ARE TOTAL NUMBER OF CASES.  
\*THESE CASES WERE STARTED BEFORE THE DEFENDANTS WERE EIGHTEEN YEARS OF AGE AND DISPOSED OF AFTER THEY WERE EIGHTEEN OR OLDER.

SOURCE: TABLE B

TABLE C

UNRULY CASES DISPOSED OF BY OHIO JUVENILE COURTS,  
BY AGE, 1972

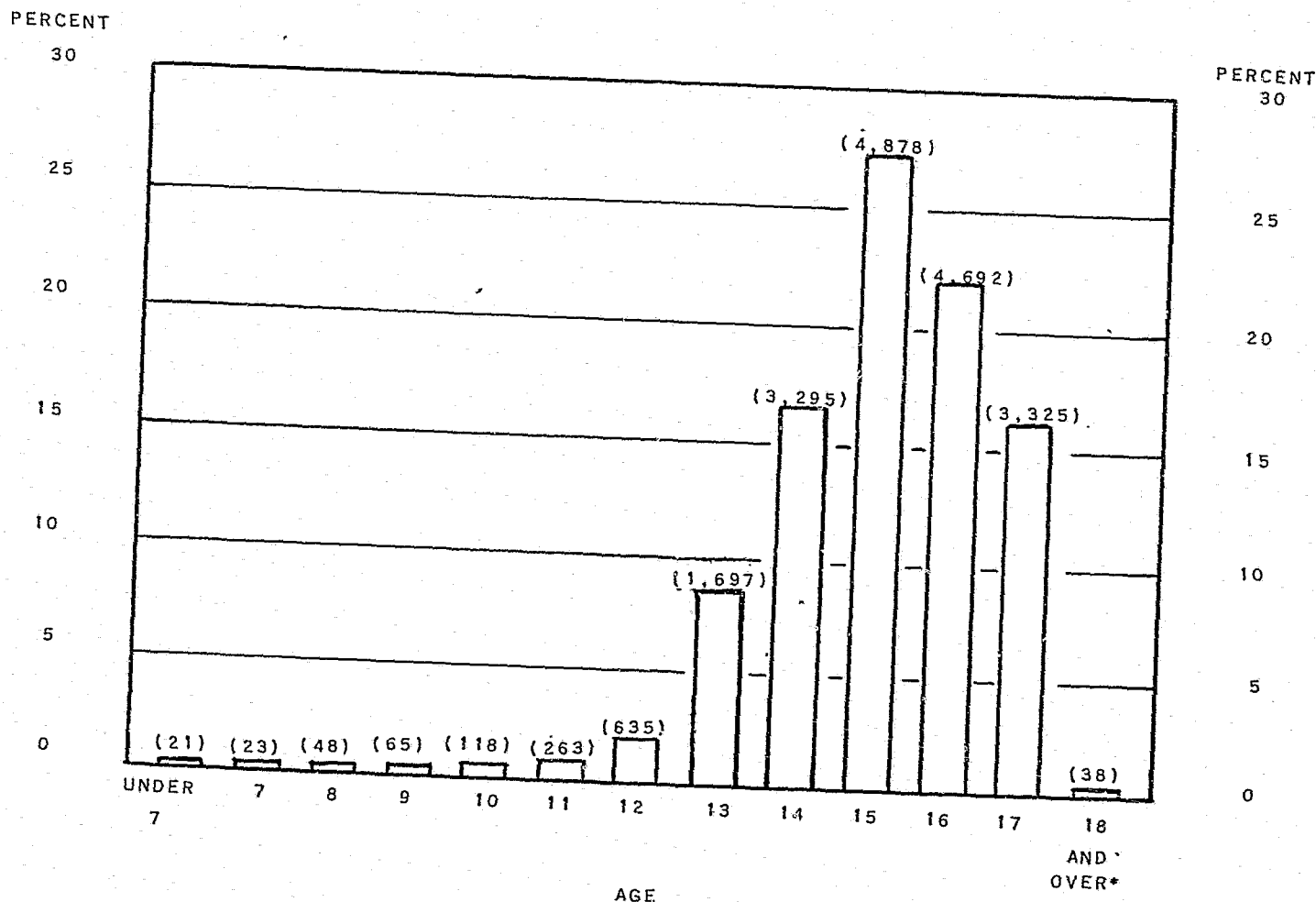
Age	Number of Cases	Percent
Under 7.....	21	0.11
7.....	23	0.12
8.....	48	0.25
9.....	65	0.34
10.....	118	0.62
11.....	263	1.38
12.....	635	3.32
13.....	1,697	8.87
14.....	3,295	17.23
15.....	4,878	25.50
16.....	4,692	24.53
17.....	3,325	17.38
18 and over*.....	38*	0.20
Age not specified.....	28	0.15
Total	19,126	100.00

\* These cases were started before the defendants were eighteen years of age and disposed of after they were eighteen or older.

Source: Table 25.

CHART C

UNRULY CASES DISPOSED OF BY OHIO JUVENILE COURTS,  
BY AGE, 1972



NOTE: NUMBERS IN PARENTHESES ARE THE TOTAL NUMBER OF CASES.  
\* THESE CASES WERE STARTED BEFORE THE DEFENDANTS WERE EIGHTEEN YEARS OF AGE AND DISPOSED OF AFTER THEY WERE EIGHTEEN OR OLDER.

SOURCE: TABLE C.

TABLE D

TRAFFIC CASES DISPOSED OF BY OHIO JUVENILE COURTS,  
BY AGE, 1972

Age	Number of Cases	Percent
7.....	1	**
8.....	4	0.01
9.....	15	0.02
10.....	34	0.05
11.....	92	0.13
12.....	208	0.30
13.....	592	0.86
14.....	1,390	2.03
15.....	2,945	4.30
16.....	21,097	30.81
17.....	41,238	60.23
18*.....	755*	1.10
19*.....	14*	0.02
20*.....	4*	0.01
21 and over*.....	1*	**
Age not specified.....	86	0.13
Total	68,476	100.00

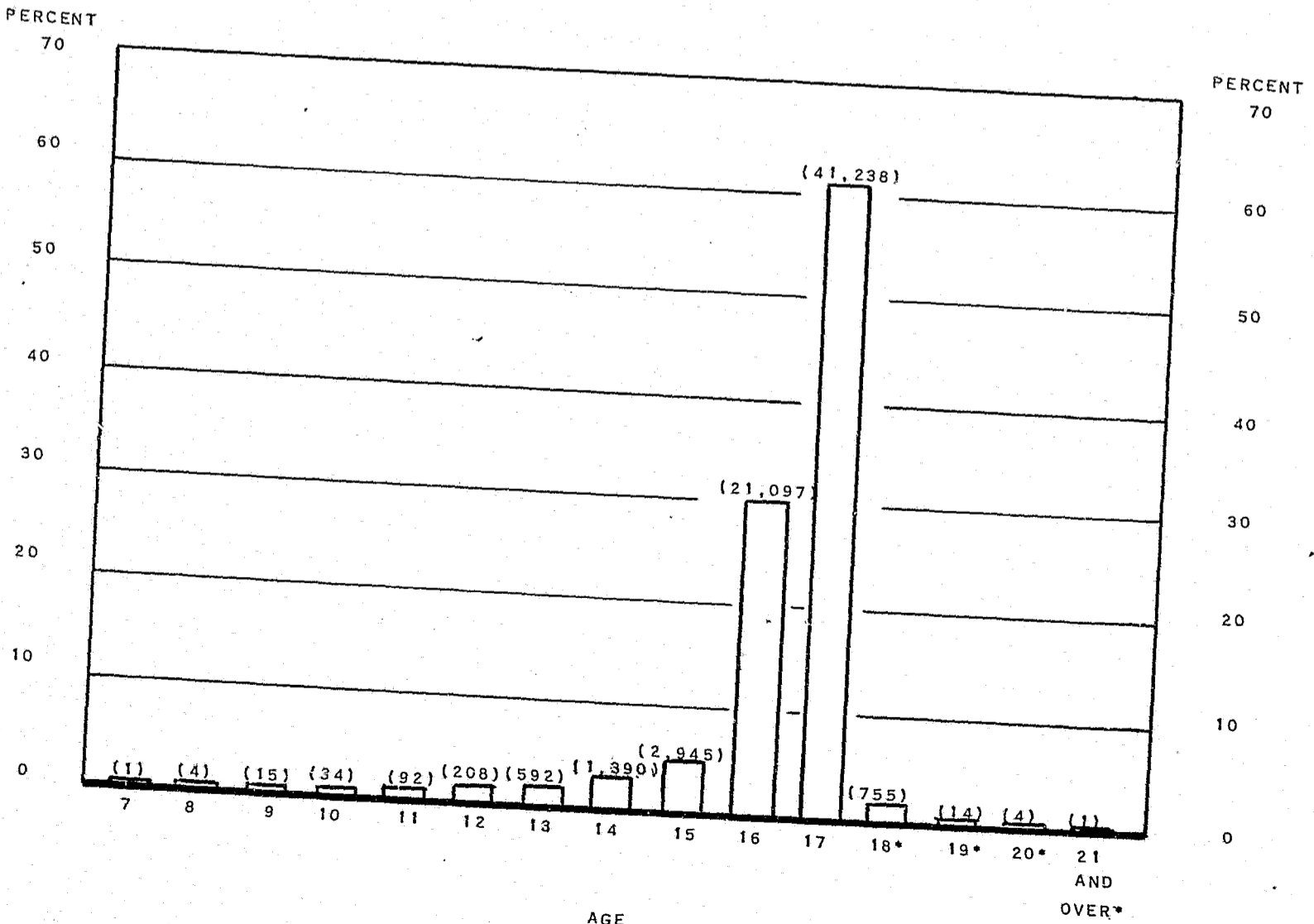
\* These cases were started before the defendants were eighteen years of age and disposed of after they were eighteen or older.

\*\* Less than 1/100 of one percent.

Source: Table 8.

CHART D

TRAFFIC CASES DISPOSED OF BY OHIO JUVENILE COURTS,  
BY AGE, 1972



NOTE: NUMBERS IN PARENTHESES ARE TOTAL NUMBER OF CASES.  
\* THESE CASES WERE STARTED BEFORE THE DEFENDANTS WERE EIGHTEEN YEARS OF AGE AND DISPOSED AFTER THEY WERE EIGHTEEN OR OLDER.

SOURCE: TABLE D.



TABLE E

ADULT CASES DISPOSED OF BY OHIO JUVENILE COURTS,  
BY REASON FOR REFERRAL, 1972

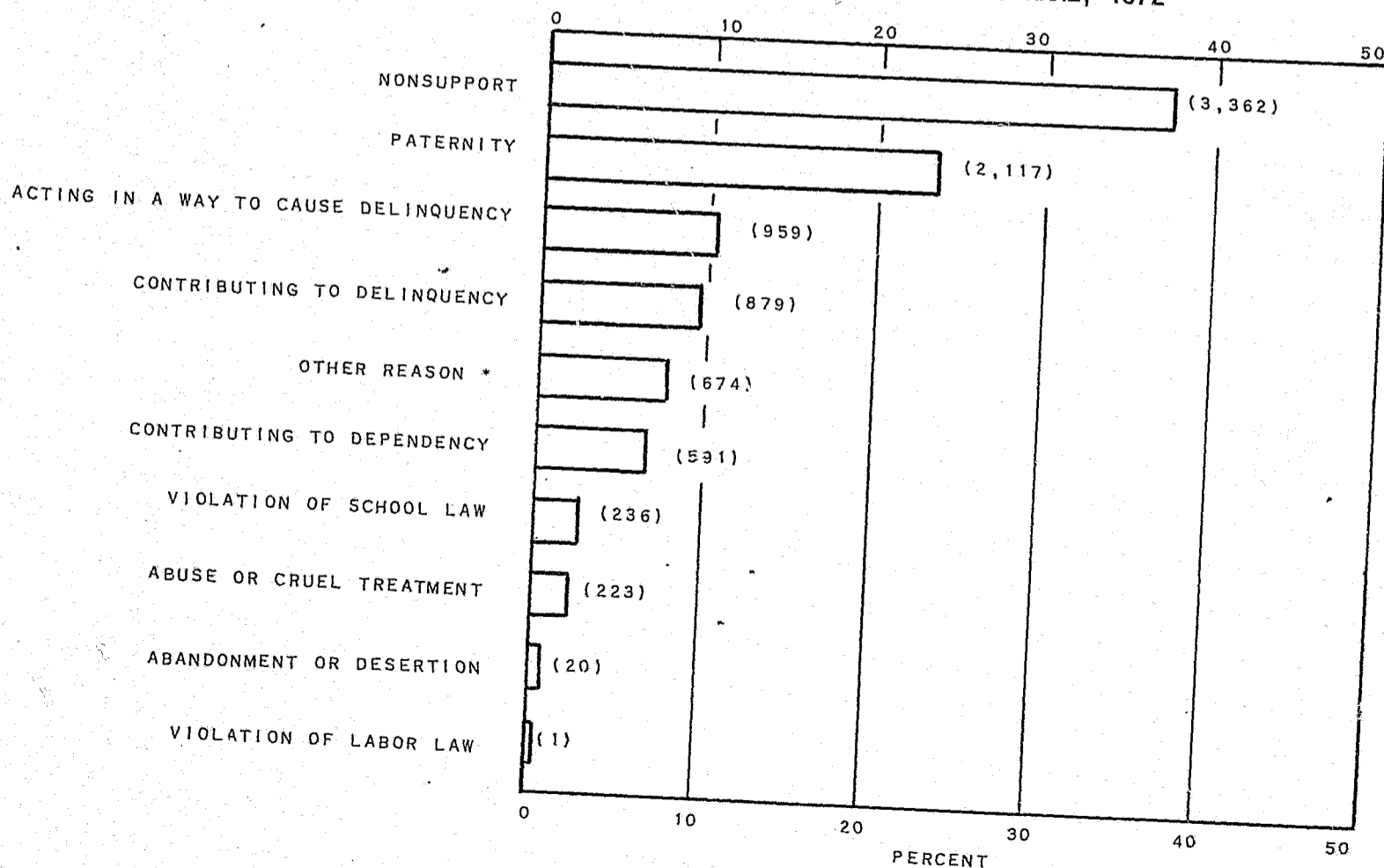
Reason for Referral	Number of Cases	Percent
Nonsupport.....	3,362	37.11
Paternity.....	2,117	23.36
Acting in a way to cause delinquency.....	959	10.58
Contributing to delinquency.....	879	9.70
Other reason.....	674	7.44
Contributing to dependency.....	591	6.52
Violation of school law.....	236	2.60
Abuse or cruel treatment.....	223	2.46
Abandonment or desertion.....	20	0.22
Violation of labor law.....	1	0.01
Total	9,062	100.00

-12-

Source: Table 18

CHART E

ADULT CASES DISPOSED OF BY OHIO JUVENILE COURTS,  
BY REASON FOR REFERRAL, 1972



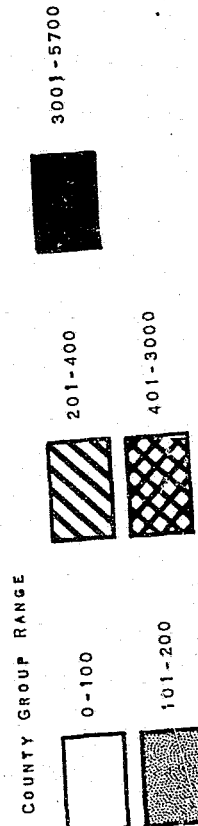
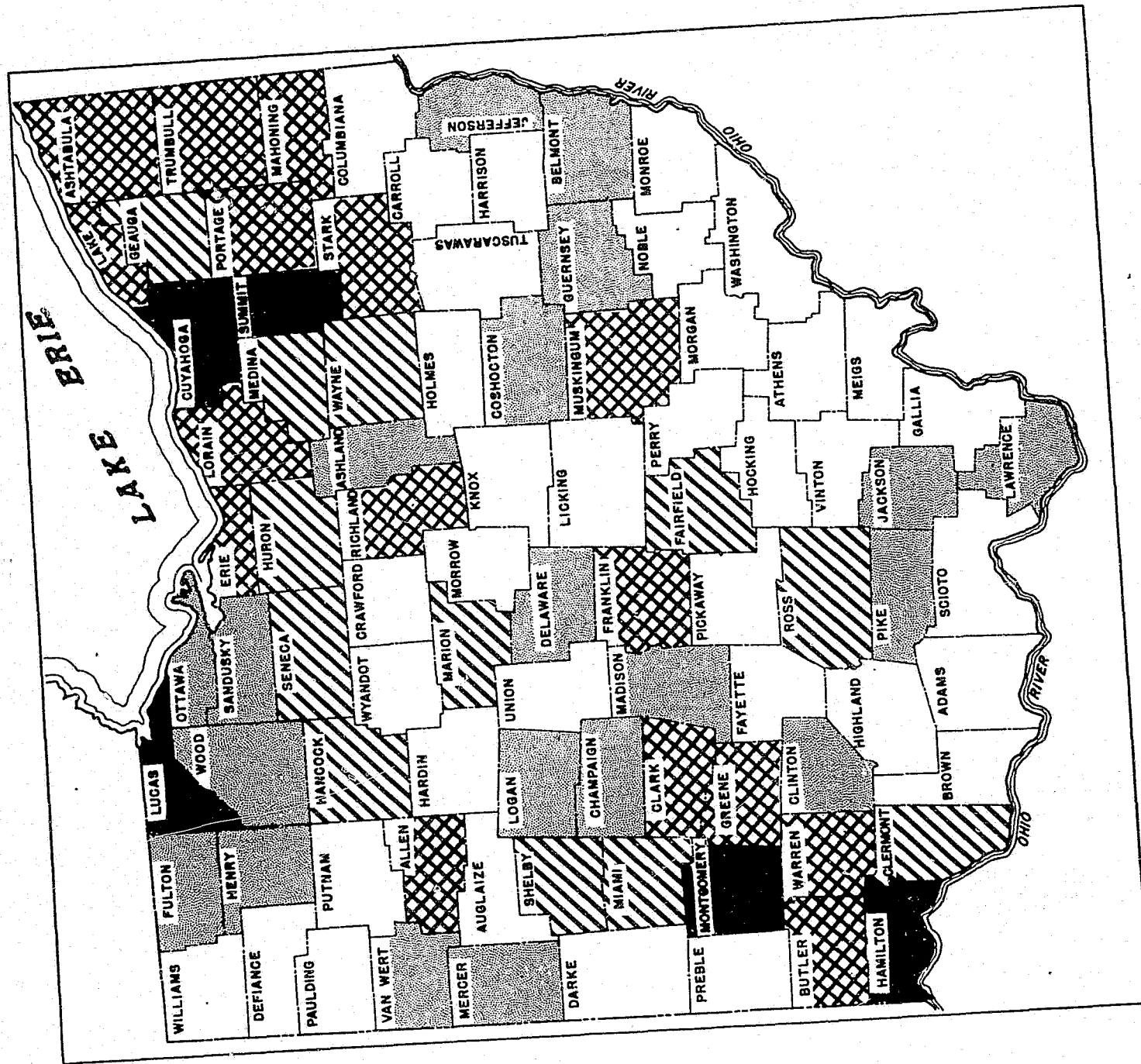
-13-

NOTE: NUMBERS IN PARENTHESES ARE TOTAL NUMBER OF CASES  
\* OFFENSES COMMITTED BY ADULTS INVOLVING CHILDREN  
WHICH ARE DISPOSED OF BY THE JUVENILE COURTS.

SOURCE: TABLE E.

CHART F

DELINQUENCY CASES DISPOSED OF BY OHIO JUVENILE COURTS, BY COUNTY, 1972



SOURCE: TABLE 3.

TABLE 1

DELINQUENCY CASES DISPOSED OF BY OHIO JUVENILE COURTS, BY SOURCE OF REFERRAL, REASON FOR REFERRAL, AND SEX, 1972

REASON FOR REFERRAL AND SEX	TOTAL	SOURCE OF REFERRAL							SOURCE NOT SPECIFIED
		PARENT OR RELATIVE	PROBATION OFFICER	LAW ENFORCEMENT OFFICER	OTHER COURT	SCHOOL DEPARTMENT	SOCIAL AGENCY	OTHER SOURCE	
BOYS AND GIRLS TOTAL.....	42952	912	1763	33761	380	755	239	5127	15
BOYS TOTAL.....	34999	497	1151	28614	277	560	133	3753	14
INJURY TO PERSON.....	2247	44	9	1254	3	43	22	870	2
ROBBERY.....	974	2	11	893	6	7	...	55	...
BURGLARY OR ENTRY.....	5811	13	61	5485	30	26	7	188	1
AUTOMOBILE THEFT.....	2210	31	59	1979	33	2	2	103	1
OTHER THEFT.....	8708	41	92	7186	82	47	6	1253	1
SEX OFFENSE.....	262	15	3	181	...	2	2	59	...
UNGOVERNABLE.....	512	161	74	217	1	28	8	22	1
CARELESSNESS OR MISCHIEF.....	4330	12	27	3580	45	91	3	571	1
SCHOOL TRUANCY.....	306	11	48	63	...	178	2	4	...
RUNNING AWAY.....	282	45	38	172	1	4	16	6	...
TRAFFIC VIOLATION.....	182	2	...	175	...	...	2	3	...
OTHER DELINQUENT BEHAVIOR.....	9175	120	729	7429	76	132	63	619	7
GIRLS TOTAL.....	7953	415	612	5147	103	195	106	1374	1
INJURY TO PERSON.....	587	18	6	208	...	14	3	338	...
ROBBERY.....	65	1	1	48	1	...	...	14	...
BURGLARY OR ENTRY.....	232	1	5	199	...	3	2	22	...
AUTOMOBILE THEFT.....	63	1	3	41	3	...	1	14	...
OTHER THEFT.....	3620	20	21	2747	75	6	...	751	...
SEX OFFENSE.....	44	5	1	36	1	...	...	1	...
UNGOVERNABLE.....	346	179	45	79	1	15	19	8	...
CARELESSNESS OR MISCHIEF.....	483	8	6	385	1	16	1	66	...
SCHOOL TRUANCY.....	138	12	26	11	...	89	...	...	...
RUNNING AWAY.....	453	96	36	267	5	1	39	8	1
TRAFFIC VIOLATION.....	20	...	...	20	...	...	...	...	...
OTHER DELINQUENT BEHAVIOR.....	1902	74	462	1106	16	51	41	152	...

TABLE 2  
CHILDRENS AND ADULTS CASES DISPOSED OF BY OHIO JUVENILE COURTS, BY COUNTY, 1972

COUNTY	TOTAL	CHILDRENS CASES					ADULT CASES				
		TOTAL	BOYS	GIRLS	OF-FICIAL	UNOF-FICIAL	TOTAL	MALE	FEMALE	OF-FICIAL	UNCF-FICIAL
ADAMS	171	157	129	28	157	...	14	12	2	14	...
ALLEN	2444	2332	1738	594	2028	304	112	97	15	112	...
ASHLAND	722	706	534	172	706	...	16	15	1	16	...
ASHTABULA	2142	1857	1357	500	1851	6	285	269	16	285	...
ATHENS	261	255	214	41	255	...	6	6	...	6	...
ALGLAIZE	394	382	315	67	382	...	12	10	2	12	...
BELMONT	839	818	638	180	617	201	21	21	...	21	...
BRGWN	338	313	240	73	313	...	25	13	12	25	53
BUTLER	4056	3912	3064	848	2892	1020	144	131	13	91	...
CARROLL	196	196	164	32	196	...	...	...	...	...	...
CHAMPAIGN	386	377	303	74	377	...	9	9	...	9	...
CLARK	2395	2131	1536	595	476	1655	264	218	46	264	10
CLERMONT	1504	1479	1232	247	1172	307	25	22	3	15	...
CLINTON	615	513	397	116	513	...	102	88	14	102	...
COLUMBIANA	1307	1152	896	256	740	412	155	134	21	155	...
COSHOCTON	460	380	260	120	287	93	80	62	18	53	25
CRAWFORD	584	511	412	99	510	1	73	60	13	73	...
CLYAHOGA	8406	7827	5935	1892	4875	2952	579	556	23	364	215
DARKE	533	495	360	135	273	222	38	36	2	38	...
DEFIANCE	502	480	403	77	480	...	22	17	5	22	...
DELAWARE	909	815	626	189	811	4	94	87	7	94	...
ERIE	1570	1452	1160	292	1426	26	118	113	5	116	2
FAIRFIELD	1149	1103	832	271	884	219	46	43	3	46	...
FAYETTE	426	373	266	107	373	...	53	47	6	53	...
FRANKLIN	15448	13289	11068	2221	12250	1039	2159	2068	91	1630	529
FULTON	495	490	400	90	402	88	5	5	...	5	...
GALLIA	289	269	234	35	269	...	20	19	1	20	...
GEAUGA	842	779	662	117	745	34	63	60	3	63	...
GREENE	1952	1952	1647	305	1792	160	...	...	...	...	...
GUERNSEY	634	618	466	152	617	1	16	16	...	16	...
HAMILTON	14510	13852	10584	3268	13733	119	658	612	46	658	...
HANCOCK	1006	937	723	214	451	486	69	56	13	67	2
HARDIN	167	150	116	34	150	...	17	17	...	17	...
HARRISON	94	94	81	13	94	...	...	...	...	...	...
HENRY	314	313	279	34	86	227	1	1	...	1	...
HIGHLAND	406	310	249	61	310	...	96	81	15	96	...
HOCKING	462	406	317	89	323	83	56	43	13	56	...
HOLMES	207	194	165	29	187	7	13	13	...	13	...
HURON	856	795	623	172	795	...	61	34	27	61	...
JACKSON	411	385	295	90	301	84	26	23	3	26	...
JEFFERSON	766	739	622	117	739	...	27	25	2	27	...
KNOX	379	375	313	62	375	...	4	2	2	4	...
LAKE	2735	2664	2180	484	2522	142	71	61	10	71	...
LAWRENCE	845	749	602	147	738	11	96	79	17	96	...
LICKING	986	940	807	133	888	52	46	29	17	46	...

TABLE 2  
CHILDRENS AND ADULTS CASES DISPOSED OF BY OHIO JUVENILE COURTS, BY COUNTY, 1972

COUNTY	TOTAL	CHILDRENS CASES					ADULT CASES				
		TOTAL	BOYS	GIRLS	OF-FICIAL	UNOF-FICIAL	TOTAL	MALE	FEMALE	OF-FICIAL	UNCF-FICIAL
LOGAN	800	631	479	152	591	40	169	158	11	169	...
LCRAIN	2641	2548	2007	541	2411	137	93	84	9	93	...
LUCAS	10314	10020	7425	2595	7346	2674	294	279	15	294	...
MADISON	777	698	556	142	698	...	79	66	13	79	...
MAHONING	4015	3980	2755	1225	733	3247	35	29	6	35	...
MARION	1295	1239	958	281	1238	1	56	51	5	56	...
MEDINA	1157	1120	976	144	1120	...	37	35	2	37	...
MEIGS	242	216	184	32	209	7	26	18	8	26	...
MERCER	427	413	349	64	340	73	14	10	4	14	...
MIAMI	1186	1114	878	236	1113	1	72	61	11	72	...
MONROE	112	107	78	29	107	...	5	5	...	5	...
MONTGOMERY	10832	10777	8537	2240	7202	3575	55	31	24	55	...
MORGAN	58	50	39	11	50	...	8	7	1	8	...
MORROW	325	305	258	47	305	...	20	19	1	20	...
MUSKINGUM	1881	1558	1161	397	1557	1	323	252	71	323	...
NOBLE	82	81	69	12	81	...	1	1	...	1	...
OTTAWA	598	598	501	97	10	588	...	...	...	...	...
PAULDING	175	161	126	35	161	...	14	8	6	14	...
PERRY	287	273	225	48	269	4	14	8	6	14	...
PICKAWAY	554	505	362	143	483	22	49	35	14	47	2
PIKE	394	357	300	57	339	18	37	33	4	37	...
PORTAGE	2413	2179	1710	469	1153	1026	234	222	12	234	...
PREBLE	446	423	307	116	344	79	23	22	1	23	...
PUTNAM	284	268	236	32	268	...	16	12	4	16	...
RICHLAND	2013	1798	1358	438	1786	10	217	206	11	217	...
ROSS	768	706	588	118	498	208	62	30	32	39	23
SANDUSKY	811	802	622	180	484	318	9	8	1	9	...
SCIOTO	...	...	...	...	...	...	...	...	...	...	...
SENECA	1097	877	670	207	464	413	220	176	44	220	...
SHELBY	794	755	623	132	634	121	39	37	2	39	...
STARK	5407	5155	3881	1274	3954	1201	252	245	7	252	...
SUMMIT	11723	11310	8587	2323	8391	2919	413	400	13	413	...
TRUMBULL	2872	2825	2084	741	331	2494	47	34	13	36	11
TUSCARAWAS	703	676	512	164	673	3	27	17	10	27	...
UNION	314	295	231	64	213	82	19	16	3	19	...
VAN WERT	455	420	334	86	420	...	35	28	7	35	...
VINTON	139	139	117	22	139	...	...	...	...	...	...
WARREN	1908	1783	1379	404	1458	325	125	103	22	125	...
WASHINGTON	370	370	311	59	370	...	...	...	...	...	...
WAYNE	1024	973	731	242	973	...	51	47	4	51	...
WILLIAMS	419	408	354	54	339	69	11	7	4	8	3
WOOD	1037	973	812	161	848	125	64	44	20	63	1
WYANDOT	227	227	172	55	227	...	...	...	...	...	...
ALL COUNTIES	149489	140427	109686	30741	110691	29736	9062	8154	908	8186	676

TABLE 3  
CHILDRENS CASES DISPOSED OF BY OHIO JUVENILE COURTS, BY TYPE OF CASE, BY COUNTY, 1972

COUNTY	DELINQUENCY					TOTAL	TRAFFIC				DEPENDENCY AND NEGLECT					
	TOTAL	OFFICIAL		UNOFFICIAL			TOTAL	OFFICIAL		UNOFFICIAL		TOTAL	OFFICIAL		UNOFFICIAL	
		BOYS	GIRLS	BOYS	GIRLS			BOYS	GIRLS	BOYS	GIRLS		BOYS	GIRLS	BOYS	GIRLS
ADAMS	39	39	...	...	21	103	84	19	...	...	5	2	3	...	...	
ALLEN	826	561	132	112	21	963	764	197	2	...	97	45	52	...	...	
ASHLAND	140	103	37	...	...	449	368	81	...	...	38	18	20	...	...	
ASHTABULA	715	570	142	3	...	526	436	89	1	...	173	87	86	...	...	
ATHENS	45	45	...	...	...	154	141	13	...	...	24	10	14	...	...	
AUGLAIZE	75	69	6	...	...	240	209	31	...	...	9	7	2	...	...	
BELMONT	128	84	13	30	1	366	324	42	...	...	63	30	33	...	...	
BROWN	63	54	9	...	...	187	157	30	...	...	15	9	6	...	...	
BUTLER	1144	380	70	588	106	2015	1732	283	...	...	191	78	84	13	16	
CARROLL	74	66	8	...	...	99	86	13	...	...	11	6	5	...	...	
CHAMPAIGN	126	104	22	...	...	171	151	20	...	...	11	8	3	...	...	
CLARK	650	127	33	404	86	899	28	1	678	192	225	88	135	1	1	
CLERMONT	322	178	10	111	23	923	825	98	...	...	55	19	22	10	4	
CLINTON	123	105	18	...	...	204	180	24	...	...	84	42	42	...	...	
COLUMBIANA	92	80	10	1	...	431	293	30	98	10	100	48	42	7	3	
COSHOCTON	104	35	6	41	22	185	152	33	...	...	30	10	18	2	...	
CRAWFORD	90	76	14	...	...	298	255	43	...	...	42	29	13	...	...	
CUYAHOGA	5609	2927	297	1821	564	...	...	...	...	...	468	237	231	...	...	
DARKE	98	67	10	16	5	219	22	1	174	22	90	45	44	1	...	
DEFIANCE	74	65	9	...	...	360	315	45	...	...	12	6	6	...	...	
DELAWARE	157	133	23	1	...	328	296	32	...	...	156	79	77	...	...	
ERIE	494	382	96	15	1	764	641	115	7	1	48	26	22	...	...	
FAIRFIELD	280	105	21	118	36	620	527	93	...	...	57	34	23	...	...	
FAYETTE	57	45	12	...	...	192	153	39	...	...	43	21	22	...	...	
FRANKLIN	1780	1014	235	389	142	9359	8477	879	3	...	902	425	423	22	32	
FULTON	112	73	5	33	1	291	253	38	...	...	5	2	3	...	...	
GALLIA	42	39	3	...	...	179	158	21	...	...	13	9	4	...	...	
GEAUGA	222	195	17	7	3	421	387	34	...	...	25	14	11	...	...	
GREENE	472	305	39	95	33	1371	1187	180	2	2	34	13	21	...	...	
GUERNSEY	181	144	36	1	...	292	246	46	...	...	49	32	17	...	...	
HAMILTON	5062	4085	919	46	12	5951	5025	926	...	...	650	341	309	...	...	
HANCOCK	207	74	20	87	26	561	235	25	253	48	37	15	18	2	2	
HARDIN	18	16	2	...	...	91	83	8	...	...	2	2	...	...	...	
HARRISON	17	13	4	...	...	67	62	5	...	...	...	...	...	...	...	
HENRY	146	42	2	92	10	162	35	4	107	16	...	...	...	...	...	
HIGHLAND	78	67	11	...	...	162	140	22	...	...	27	13	14	...	...	
HOCKING	99	61	21	13	4	156	143	13	...	...	46	16	13	...	...	
HOLMES	82	77	5	...	...	73	59	14	...	...	2	...	...	...	...	
HURON	218	181	37	...	...	461	398	63	...	...	22	9	13	...	...	
JACKSON	104	59	6	32	7	162	130	14	17	1	25	14	11	...	...	
JEFFERSON	168	158	10	...	...	362	327	35	...	...	79	42	37	...	...	
KNOX	71	58	13	...	...	285	241	44	...	...	3	2	1	...	...	
LAKE	944	599	206	95	44	1566	1392	174	...	...	40	22	17	...	...	
LAWRENCE	178	161	8	6	3	326	287	39	...	...	63	39	24	...	...	
LICKING	73	40	3	29	1	721	637	84	...	...	...	...	...	...	...	

TABLE 3  
CHILDRENS CASES DISPOSED OF BY OHIO JUVENILE COURTS, BY TYPE OF CASE, BY COUNTY, 1972

COUNTY	DELINQUENCY					TOTAL	TRAFFIC				DEPENDENCY AND NEGLECT					
	TOTAL	OFFICIAL		UNOFFICIAL			TOTAL	OFFICIAL		UNOFFICIAL		TOTAL	OFFICIAL		UNOFFICIAL	
		BOYS	GIRLS	BOYS	GIRLS			BOYS	GIRLS	BOYS	GIRLS		BOYS	GIRLS	BOYS	GIRLS
LOGAN	123	85	2	14	...	306	261	42	3	...	76	44	32	...	...	
LORAIN	612	492	93	19	8	1504	1234	222	40	8	152	82	70	...	...	
LUCAS	3600	861	81	1790	868	5140	4199	941	...	...	413	210	203	...	...	
MADISON	154	135	19	...	...	399	355	44	...	...	74	31	43	...	...	
MAHONING	885	190	4	536	155	1699	53	9	1436	201	370	177	192	...	1	
MARION	288	248	39	1	...	649	542	107	...	...	51	25	26	...	...	
MEDINA	241	211	30	...	...	821	728	93	...	...	12	5	7	...	...	
MEIGS	28	27	1	...	...	114	105	8	1	...	8	5	2	...	1	
MERCER	111	96	6	9	...	219	186	33	...	...	1	...	...	...	1	
MIAMI	384	315	68	1	...	536	459	77	...	...	40	19	21	...	...	
MONROE	25	23	2	...	...	49	44	5	...	...	27	7	20	...	...	
MONTGOMERY	3960	1449	248	1880	383	4863	3939	636	247	41	234	119	113	2	...	
MORGAN	8	6	2	...	...	23	20	3	...	...	2	...	2	...	...	
MORROW	78	71	7	...	...	167	147	20	...	...	16	10	6	...	...	
HUSKINGUM	401	305	95	...	1	766	633	133	...	...	145	75	70	...	...	
NOBLE	21	20	1	...	...	44	38	6	...	...	2	2	...	...	...	
OTTAWA	186	8	2	134	42	326	...	...	293	33	1	...	...	...	1	
PAULDING	42	38	4	...	...	87	77	10	...	...	13	2	11	...	...	
PERRY	93	66	23	4	...	158	143	15	...	...	2	...	2	...	...	
PICKAWAY	91	75	12	2	2	204	168	36	...	...	36	15	21	...	...	
PIKE	103	99	4	...	...	118	105	13	...	...	48	31	16	1	...	
PORTAGE	609	472	137	...	...	1029	2	1	902	124	171	88	83	...	...	
PREBLE	83	55	4	22	2	155	114	13	26	2	55	31	24	...	...	
PUTNAM	85	79	6	...	...	171	149	22	...	...	2	2	...	...	...	
RICHLAND	613	505	100	8	...	698	568	130	...	...	125	62	63	...	...	
ROSS	263	104	22	125	12	343	282	46	13	2	15	8	3	2	2	
SANDUSKY	189	83	16	64	26	464	292	53	95	24	10	6	4	...	...	
SCIOTO	...	...	...	...	...	...	...	...	...	...	...	...	...	...	...	
SENECA	249	184	19	29	17	351	49	4	260	38	63	34	28	...	1	
SHELBY	223	159	13	44	7	336	301	33	2	...	66	49	17	...	...	
STARK	1984	874	203	640	267	2099	1818	281	...	...	251	141	110	...	...	
SUMMIT	3391	1111	189	1528	563	6214	5385	825	4	...	72	44	27	...	1	
TRUMBULL	583	77	24	345	137	1287	23	...	1034	230	162	79	83	...	...	
TUSCARAWAS	70	52	16	2	...	500	420	80	...	...	19	8	11	...	...	
UNION	48	42	6	...	...	140	117	23	...	...	15	6	9	...	...	
VAN WERT	112	94	18	...	...	263	217	46	...	...	20	11	9	...	...	
VINTON	23	22	1	...	...	60	55	5	...	...	7	2	5	...	...	
WARREN	551	366	55	112	18	707	610	86	9	2	119	45	71	1	2	
WASHINGTON	38	32	6	...	...	265	230	35	...	...	...	...	...	...	...	
WAYNE	276	222	54	...	...	471	410	61	...	...	55	23	32	...	...	
WILLIAMS	65	24	...	37	4	297	255	39	3	...	2	2	...	...	...	
WOOD	197	153	23	19	2	604	448	63	79	14	25	10	15	...	...	
WYANDOT	67	57	10	...	...	115	96	19	...	...	9	3	6	...	...	
ALL COUNTIES	42952	23448	4287	11551	3666	68476	53318	8358	5789	1011	7221	3590	3479	79	73	

TABLE 3  
CONTINUED

COUNTY	SPECIAL SERVICE					UNRULY				
	TOTAL	OFFICIAL		UNOFFICIAL		TOTAL	OFFICIAL		UNOFFICIAL	
		BOYS	GIRLS	BOYS	GIRLS		BOYS	GIRLS	BOYS	GIRLS
ADAMS	...	...	...	...	...	10	4	6	...	...
ALLEN	134	1	2	80	51	312	151	123	22	16
ASHLAND	...	...	...	...	...	79	45	34	...	...
ASHTABULA	37	19	18	...	...	406	239	165	2	...
ATHENS	10	7	3	...	...	22	11	11	...	...
AUGLAIZE	18	10	8	...	...	40	20	20	...	...
BELMONT	21	10	11	...	...	240	56	14	104	66
BROWN	15	6	9	...	...	33	14	19	...	...
BUTLER	153	73	80	...	...	409	37	75	163	134
CARROLL	1	1	...	...	...	11	5	6	...	...
CHAMPAIGN	...	...	...	...	...	69	40	29	...	...
CLARK	30	18	12	...	...	327	20	14	172	121
CLERMONT	31	...	...	14	17	148	12	8	63	65
CLINTON	10	7	3	...	...	92	63	29	...	...
COLUMBIANA	...	...	...	...	...	529	169	68	200	92
COSHOCTON	14	7	7	...	...	47	4	15	9	19
CRAWFORD	6	5	1	...	...	75	46	28	1	...
CUYAHOGA	142	69	73	...	...	1608	506	535	375	192
DARKE	22	8	10	4	...	66	23	43	...	...
DEFIANCE	14	9	5	...	...	20	8	12	...	...
DELAWARE	...	...	...	...	...	174	117	54	...	3
ERIE	1	1	...	...	...	145	87	56	1	1
FAIRFIELD	44	18	26	...	...	102	20	17	10	55
FAYETTE	13	7	6	...	...	68	40	28	...	...
FRANKLIN	371	211	120	27	13	877	223	243	277	134
FULTON	24	12	12	...	...	58	2	2	25	29
GALLIA	1	1	...	...	...	34	27	7	...	...
GEAUGA	4	1	3	...	...	107	41	42	17	7
GREENE	1	...	...	...	...	74	25	22	20	7
GUERNSEY	17	5	12	...	...	79	38	41	...	...
HAMILTON	115	69	45	...	1	2074	996	1018	22	38
HANCOCK	46	22	24	...	...	86	7	11	28	40
HARDIN	3	2	1	...	...	8	4	4	...	...
HARRISON	7	4	3	...	...	1	...	1	...	2
HENRY	...	...	...	...	...	5	3	...	...	...
HIGHLAND	...	...	...	...	...	43	29	14	...	...
HOCKING	5	4	1	...	...	100	24	27	44	5
HOLMES	3	2	...	...	1	34	25	5	...	4
HURON	...	...	...	...	...	94	35	59	...	...
JACKSON	39	20	19	...	...	55	7	21	16	11
JEFFERSON	1	1	...	...	...	129	94	35	...	...
KNOX	8	5	3	...	...	8	7	1	...	1
LAKE	2	2	...	...	...	112	68	42	1	1
LAWRENCE	...	...	...	...	...	111	75	34	1	1
LICKING	37	29	8	...	...	46	14	10	19	3

-20-

TABLE 3  
CONTINUED

COUNTY	SPECIAL SERVICE					UNRULY				
	TOTAL	OFFICIAL		UNOFFICIAL		TOTAL	OFFICIAL		UNOFFICIAL	
		BOYS	GIRLS	BOYS	GIRLS		BOYS	GIRLS	BOYS	GIRLS
LOGAN	22	15	7	...	...	104	44	37	13	10
LORAIN	...	...	...	...	...	280	116	102	24	38
LUCAS	432	236	181	9	6	435	120	314	...	1
MADISON	21	10	11	...	...	50	25	25	...	...
MAHONING	27	...	10	2	15	999	54	44	307	594
MARION	1	...	1	...	...	250	142	108	...	...
MEDINA	16	14	2	...	...	30	18	12	...	...
MEIGS	1	1	...	...	...	65	43	17	2	3
MERCER	2	1	1	...	...	80	14	3	43	20
MIAMI	23	15	8	...	...	131	69	62	...	...
MONROE	4	2	2	...	...	2	2	...	...	...
MONTGOMERY	194	116	76	2	...	1526	236	270	547	473
MORGAN	3	2	1	...	...	14	11	3	...	...
MORROW	9	8	1	...	...	35	22	13	...	...
MUSKINGUM	39	25	14	...	...	207	123	84	...	...
NOBLE	2	2	...	...	...	12	7	5	...	...
OTTAWA	41	...	...	33	8	44	...	...	33	11
PAULDING	4	2	2	...	...	15	7	8	...	...
PERRY	17	11	6	...	...	3	1	2	...	...
PICKAWAY	10	8	2	...	...	164	84	62	10	8
PIKE	1	...	...	...	1	87	50	21	14	2
PORTAGE	...	...	...	...	...	370	246	124	...	...
PREBLE	2	2	...	...	...	128	39	62	18	9
PUTNAM	...	...	...	...	...	10	6	4	...	...
RICHLAND	...	...	...	...	...	360	214	144	1	1
ROSS	...	...	...	...	...	85	21	12	33	19
SANDUSKY	6	...	...	4	2	133	18	12	60	43
SCIOTO	...	...	...	...	...	...	...	...	...	...
SENECA	5	4	3	...	2	205	68	71	42	24
SHELBY	3	2	1	...	...	127	22	37	44	24
STARK	117	54	62	1	...	704	212	199	141	152
SUMMIT	48	38	10	...	...	1585	398	364	479	344
TRUMBULL	34	20	14	...	...	759	6	5	500	248
TUSCARAWAS	25	13	12	...	...	62	16	45	1	...
UNION	9	5	2	1	1	83	3	...	57	23
VAN WERT	1	1	...	...	...	24	11	13	...	...
VINTON	...	...	...	...	...	49	38	11	...	...
WARREN	80	34	32	8	6	326	82	77	112	55
WASHINGTON	...	...	...	...	...	67	49	18	...	...
WAYNE	25	13	12	...	...	146	63	83	...	...
WILLIAMS	9	6	3	...	...	35	7	3	20	5
WOOD	...	...	...	...	...	147	92	44	11	...
WYANDOT	15	5	10	...	...	21	11	10	...	...
ALL COUNTIES	2652	1331	1011	165	125	19126	6291	5578	4104	3153

-21-

TABLE 4

DELINQUENCY CASES DISPOSED OF BY OHIO JUVENILE COURTS, BY TYPE OF DISPOSITION, REASON FOR REFERRAL, AND SEX, 1972

REASON FOR REFERRAL AND SEX	TOTAL	TYPE OF DISPOSITION											
		DIS-MISSED	ADJUSTED OR ADMON-ISHED	CASE HELD OPEN	PRO-BATION	PUBLIC INSTI-TUTION FOR DE-LINQUENT CHILDREN	OTHER PUBLIC INSTI-TUTION	OTHER COURT	PUBLIC DEPT.	PRIVATE AGENCY OR INSTI-TUTION	FINE AND-OR COSTS	OTHER DISPO-SITION	DISPO-SITION NOT SPECI-FIED
BOYS AND GIRLS TOTAL.....	42952	5166	9831	1814	11094	2618	245	1201	425	390	3406	6738	24
BOYS TOTAL.....	34999	4284	7141	1464	9617	2281	172	983	322	325	2716	5673	21
INJURY TO PERSON.....	2247	534	468	68	551	119	4	23	22	11	133	312	2
ROBBERY.....	974	159	86	28	311	197	5	29	10	13	7	128	1
BURGLARY OR ENTRY.....	5811	470	746	221	2479	342	42	174	61	70	215	789	2
AUTOMOBILE THEFT.....	2210	244	213	62	729	247	20	154	21	36	94	389	1
OTHER THEFT.....	8708	884	2466	316	2099	277	20	284	78	63	1015	1200	6
SEX OFFENSE.....	262	58	51	17	58	31	1	4	5	5	11	21	...
UNGOVERNABLE.....	512	37	142	43	121	48	16	3	10	5	17	69	1
CARELESSNESS OR MISCHIEF.....	4330	697	1262	123	966	155	4	52	40	32	311	683	3
SCHOOL TRUANCY.....	306	27	69	22	101	25	5	1	4	2	12	38	...
RUNNING AWAY.....	282	17	82	25	68	34	4	11	5	5	3	28	...
TRAFFIC VIOLATION.....	182	15	19	3	26	3	1	8	...	...	43	64	...
OTHER DELINQUENT BEHAVIOR.....	9175	1142	1537	536	2106	603	50	240	66	83	855	1952	5
GIRLS TOTAL.....	7953	862	2690	350	1477	337	73	218	103	65	690	1065	3
INJURY TO PERSON.....	587	142	184	24	114	16	1	3	4	3	31	65	...
ROBBERY.....	65	17	16	4	10	4	...	2	...	2	2	8	...
BURGLARY OR ENTRY.....	232	38	49	9	76	11	...	5	5	5	8	26	...
AUTOMOBILE THEFT.....	63	14	2	2	13	6	3	9	...	3	2	9	...
OTHER THEFT.....	3620	286	1625	110	458	51	8	147	28	15	513	378	1
SEX OFFENSE.....	44	3	9	...	13	6	...	1	2	3	...	7	...
UNGOVERNABLE.....	346	21	130	16	71	42	13	1	11	5	10	26	...
CARELESSNESS OR MISCHIEF.....	483	102	153	12	129	6	...	...	3	3	28	47	...
SCHOOL TRUANCY.....	138	9	48	7	37	10	3	...	8	1	2	13	...
RUNNING AWAY.....	453	26	140	48	81	39	28	4	14	4	8	61	...
TRAFFIC VIOLATION.....	20	1	3	...	3	...	...	...	...	...	4	9	...
OTHER DELINQUENT BEHAVIOR.....	1902	223	331	118	472	146	17	46	26	21	82	416	2

TABLE 5

DELINQUENCY CASES DISPOSED OF BY OHIO JUVENILE COURTS, BY TYPE OF CARE PENDING DISPOSITION, REASON FOR REFERRAL, AND SEX, 1972

REASON FOR REFERRAL AND SEX	TOTAL	TYPE OF CARE					TYPE OF CARE NOT SPECIFIED
		NO OVERNIGHT DETENTION	OVERNIGHT OR LONGER				
			JAIL OR POLICE STATION	DETENTION HOME	BOARDING HOME	OTHER PLACE	
BOYS AND GIRLS TOTAL.....	42952	31514	1778	9064	29	369	198
BOYS TOTAL.....	34999	25361	1580	7546	22	333	154
INJURY TO PERSON.....	2247	1689	67	465	1	16	9
ROBBERY.....	974	472	43	453	3	1	2
BURGLARY OR ENTRY.....	5811	3824	322	1535	5	78	43
AUTOMOBILE THEFT.....	2210	1043	166	977	1	17	6
OTHER THEFT.....	8708	7131	281	1157	2	80	57
SEX OFFENSE.....	262	186	11	65	...	...	...
UNGOVERNABLE.....	512	334	66	103	...	5	4
CARELESSNESS OR MISCHIEF.....	4330	3685	64	552	4	19	6
SCHOOL TRUANCY.....	306	235	28	38	...	2	3
RUNNING AWAY.....	282	132	28	122	...	...	...
TRAFFIC VIOLATION.....	182	148	3	31	...	...	...
OTHER DELINQUENT BEHAVIOR.....	9175	6482	501	2047	6	115	24
GIRLS TOTAL.....	7953	6153	198	1515	7	36	44
INJURY TO PERSON.....	587	507	4	75	...	...	1
ROBBERY.....	65	44	...	21	...	...	...
BURGLARY OR ENTRY.....	232	175	7	50	...	...	...
AUTOMOBILE THEFT.....	63	29	8	26	...	...	...
OTHER THEFT.....	3620	3214	30	333	...	12	31
SEX OFFENSE.....	44	28	...	15	...	1	...
UNGOVERNABLE.....	346	229	27	82	1	1	6
CARELESSNESS OR MISCHIEF.....	483	391	7	83	...	...	2
SCHOOL TRUANCY.....	138	109	13	16	...	...	...
RUNNING AWAY.....	453	239	18	186	3	5	2
TRAFFIC VIOLATION.....	20	16	...	4	...	...	...
OTHER DELINQUENT BEHAVIOR.....	1902	1172	84	624	3	17	2

TABLE 6  
DELINQUENCY CASES DISPOSED OF BY OHIO JUVENILE COURTS, BY TYPE OF DISPOSITION, BY COUNTY, 1972

COUNTY	TOTAL	TYPE OF DISPOSITION										
		DIS-MISSED	AD-JUSTED OR ADMON-ISHED	CASE HELD OPEN	PRO-BATION	PUBLIC IN-STITUTION FOR DE-LINQUENT CHILDREN	OTHER PUBLIC INSTI-TUTION	OTHER COURT	PUBLIC DEPART-MENT	PRIVATE AGENCY CR INSTI-TUTION	FINE AND/OR COSTS	OTHER DISPC-SITION
ADAMS	39	8	...	65	18	10	1	...	2	...	1	...
ALLEN	826	67	73	22	264	41	...	22	1	...	180	112
ASHLAND	140	14	4	38	19	3	...	27	...	...	42	7
ASHTABULA	715	49	6	1	98	36	...	28	...	...	71	385
ATHENS	45	8	...	1	29	6	...	...	...	...	1	...
AUGLAIZE	75	6	...	5	34	6	1	1	...	...	22	...
BELMONT	128	11	21	3	32	10	2	4	13	6	10	16
BROWN	63	8	...	1	2	5	...	6	1	...	...	40
BUTLER	1144	118	56	...	536	19	...	16	18	...	180	201
CARROLL	74	6	1	5	17	8	...	9	...	...	26	2
CHAMPAIGN	126	6	1	7	79	13	4	2	1	...	3	10
CLARK	650	48	65	17	205	38	4	1	1	4	56	210
CLERMONT	322	95	1	...	130	8	1	8	3	2	29	74
CLINTON	123	6	...	15	23	10	...	8	...	...	35	32
COLOMBIANA	92	3	...	20	1	1	1	12	...	...	...	19
COSHOCTON	104	13	18	3	49	6	2	3	1	...	5	4
CRAWFORD	90	4	...	7	42	14	1	...	...	...	21	1
CUYAHOGA	5609	692	1827	3	1453	472	...	34	127	61	10	930
DARKE	98	...	4	15	7	5	...	1	1	...	41	18
DEFIANCE	74	35	...	...	32	1	...	6	...	...	...	...
DELAWARE	157	5	...	9	107	6	3	11	...	1	1	14
ERIE	494	76	62	9	65	17	...	35	1	1	192	36
FAIRFIELD	280	16	33	1	180	3	...	21	...	...	2	25
FAYETTE	57	4	...	20	22	7	...	2	...	...	14	253
FRANKLIN	1780	52	247	284	464	310	65	3	34	12	17	17
FULTON	112	5	27	...	31	3	...	11	...	1	16	6
GALLIA	42	3	...	...	7	7	1	2	...	...	7	48
GAUGA	222	26	13	24	79	12	...	9	4	...	29	252
GREENE	472	78	44	4	29	10	2	22	2	...	...	2
GUERNSEY	181	3	4	22	117	16	3	13	...	...	...	...
HAMILTON	5062	1079	235	...	1724	158	...	41	19	23	449	1334
HANCOCK	207	17	11	6	79	6	...	36	...	...	42	10
HARDIN	18	1	...	1	10	1	...	...	...	...	5	...
HARRISON	17	4	...	...	9	...	...	...	...	...	1	3
HENRY	146	1	5	89	13	7	2	21	...	...	8	...
HIGHLAND	78	9	15	...	30	15	...	2	...	...	2	5
HOCKING	99	7	10	5	40	21	...	15	1	3	...	1
HOLMES	82	1	...	...	67	3	3	...	1	1	21	120
HURON	218	13	...	42	...	16	...	4	1	...	33	17
JACKSON	104	27	6	1	13	1	...	6	...	...	...	1
JEFFERSON	168	10	17	...	128	9	3	...	...	...	18	...
KNOX	71	5	...	10	24	6	1	7	5	6	295	29
LAKE	944	95	142	94	232	34	8	4	...	...	9	56
LAWRENCE	178	48	8	7	38	4	...	3	2	...	1	6
LICKING	73	17	20	...	20	4	...	...	...	...	...	...

-24-

TABLE 6  
DELINQUENCY CASES DISPOSED OF BY OHIO JUVENILE COURTS, BY TYPE OF DISPOSITION, BY COUNTY, 1972

COUNTY	TOTAL	TYPE OF DISPOSITION											
		DIS-MISSED	AD-JUSTED OR ADMON-ISHED	CASE HELD OPEN	PRO-BATION	PUBLIC IN-STITUTION FOR DE-LINQUENT CHILDREN	OTHER PUBLIC INSTI-TUTION	OTHER COURT	PUBLIC DEPART-MENT	PRIVATE AGENCY CR INSTI-TUTION	FINE AND/OR COSTS	OTHER DISPC-SITION	DISPO-SITION NCT SPECI-FIED
LOGAN	123	34	9	7	36	7	...	5	...	...	5	20	
LORAIN	612	62	5	...	341	80	3	14	1	10	67	29	
LUCAS	3600	204	1756	79	821	114	2	5	46	61	409	103	
MADISON	154	40	1	45	22	12	3	11	2	...	3	15	
MAHONING	885	5	540	70	120	26	10	19	22	1	...	72	
MARION	288	22	2	1	64	20	5	4	4	...	53	113	
MEDINA	241	39	...	...	112	10	6	4	...	...	55	15	
MEIGS	28	...	...	5	13	8	...	...	...	...	...	2	
MERCER	111	11	4	...	43	...	1	15	...	...	12	25	
MIAMI	384	103	...	...	155	66	...	22	2	1	17	18	
MONROE	25	17	...	3	...	...	...	...	1	...	1	3	
MONTGOMERY	3960	737	1676	2	596	208	8	172	47	106	196	271	
MORGAN	8	...	...	...	7	...	...	...	1	...	...	...	
MORROW	78	2	...	10	18	4	...	18	...	...	10	9	
MUSKINGUM	401	14	7	89	175	24	...	34	7	...	48	3	
NOBLE	21	2	...	...	...	...	4	3	...	...	...	12	
OTTAWA	186	...	134	21	13	1	...	9	...	...	...	1	
PAULDING	42	6	3	21	1	3	...	2	...	...	6	...	
PERRY	93	18	...	3	37	5	...	16	...	...	12	2	
PICKAWAY	91	13	7	1	59	7	...	3	...	...	1	...	
PIKE	103	15	1	1	22	19	...	15	...	...	30	...	
PORTAGE	609	67	5	18	148	93	41	25	3	...	104	105	
PREBLE	83	13	11	1	21	5	...	12	...	...	4	16	
PUTNAM	85	6	...	...	...	...	...	...	...	...	15	64	
RICHLAND	613	21	3	111	210	115	...	5	9	...	43	56	
ROSS	263	23	116	...	3	11	1	15	...	...	82	12	
SANDUSKY	189	32	19	19	28	6	...	21	2	1	12	49	
SCIOTO	...	...	...	...	...	...	...	...	...	...	...	...	
SENECA	249	10	16	86	95	15	14	3	...	3	2	5	
SHELBY	223	10	21	112	41	5	...	19	...	...	6	9	
STARK	1984	231	737	11	359	99	2	146	22	2	63	312	
SUMMIT	3391	455	1319	2	364	117	22	14	11	77	94	916	
TRUMBULL	583	16	322	29	148	54	...	4	...	...	6	4	
TUSCARAWAS	70	17	...	3	30	7	4	6	...	...	3	...	
UNION	48	6	...	4	16	6	...	6	...	...	8	2	
VAN WERT	112	2	...	3	60	7	3	16	...	1	16	4	
VINTON	23	...	...	3	18	...	...	2	...	...	...	...	
WARREN	551	51	83	169	116	28	3	36	3	2	28	32	
WASHINGTON	38	...	1	4	...	3	...	...	...	...	14	16	
WAYNE	276	25	6	20	86	25	2	27	4	1	66	14	
WILLIAMS	65	2	23	4	10	1	...	10	...	...	2	13	
WOOD	197	25	25	...	113	8	3	...	...	...	12	11	
WYANDOT	67	11	3	2	35	7	...	...	...	...	4	5	
ALL COUNTIES	42952	5166	9831	1814	11094	2618	245	1201	425	390	3406	6738	24

-25-

TABLE 7

DELINQUENCY CASES DISPOSED OF BY OHIO JUVENILE COURTS, BY AGE, REASON FOR REFERRAL, AND SEX, 1972

REASON FOR REFERRAL AND SEX	TOTAL	AGE - IN YEARS													18 AND OVER	AGE NOT SPECIFIED
		UNDER 7	7	8	9	10	11	12	13	14	15	16	17			
BOYS AND GIRLS TOTAL	42952	12	49	102	272	531	1000	1913	3709	6406	8817	9972	9933	186	44	
BOYS TOTAL	34999	11	45	97	236	452	836	1516	2834	4906	7028	8315	8524	165	34	
INJURY TO PERSON	2247	...	3	10	29	34	51	101	170	316	445	496	579	9	4	
ROBBERY	974	...	...	1	4	6	25	37	76	117	190	262	250	6	...	
BURGLARY OR ENTRY	5811	1	6	17	44	82	168	281	581	974	1234	1233	1152	34	4	
AUTOMOBILE THEFT	2210	...	...	1	...	8	14	43	165	338	544	607	482	8	...	
OTHER THEFT	8708	1	7	21	59	152	271	498	857	1307	1757	1914	1831	28	5	
SEX OFFENSE	262	...	...	2	...	2	11	7	22	40	55	54	64	5	...	
UNGOVERNABLE	512	...	...	1	1	7	8	12	33	72	114	136	123	2	...	
CARELESSNESS OR MISCHIEF	4330	5	13	21	54	75	139	260	348	576	833	1018	975	8	5	
SCHOOL TRUANCY	306	1	3	4	2	5	3	10	25	47	87	83	36	...	...	
RUNNING AWAY	282	...	...	...	4	2	3	17	15	50	64	83	38	3	...	
TRAFFIC VIOLATION	182	...	...	...	...	...	...	3	7	16	29	45	79	...	...	
OTHER DELINQUENT BEHAVIOR	9175	3	12	19	37	79	137	247	535	1053	1676	2384	2915	62	16	
GIRLS TOTAL	7953	1	4	5	36	79	170	397	875	1500	1789	1657	1409	21	10	
INJURY TO PERSON	587	...	1	2	6	11	12	30	98	130	103	117	69	...	2	
ROBBERY	65	...	...	...	...	1	4	6	3	11	9	16	15	...	...	
BURGLARY OR ENTRY	232	...	...	...	1	12	14	21	24	52	44	31	33	...	...	
AUTOMOBILE THEFT	63	...	...	...	...	...	...	...	6	14	22	9	12	...	...	
OTHER THEFT	3620	...	...	1	15	36	107	241	450	649	733	704	678	3	3	
SEX OFFENSE	44	...	...	...	...	...	1	...	3	7	10	7	16	...	...	
UNGOVERNABLE	346	...	...	...	...	2	3	10	40	62	103	85	39	2	...	
CARELESSNESS OR MISCHIEF	483	...	2	1	...	5	13	15	53	87	119	100	81	1	1	
SCHOOL TRUANCY	138	...	...	...	3	2	1	8	10	34	44	28	7	...	...	
RUNNING AWAY	453	...	...	...	...	2	1	17	39	96	137	102	56	2	1	
TRAFFIC VIOLATION	20	...	...	...	...	...	...	...	...	3	6	3	8	...	...	
OTHER DELINQUENT BEHAVIOR	1902	1	1	1	6	8	14	49	149	349	459	455	395	12	3	

TABLE 8

TRAFFIC CASES DISPOSED OF BY OHIO JUVENILE COURTS, BY CARE PENDING DISPOSITION, AGE, AND SEX, 1972  
EXCLUDES 202 TRAFFIC VIOLATORS ADJUDGED DELINQUENT

AGE - IN YEARS - AND SEX	TOTAL	TYPE OF CARE				CARE NOT SPECIFIED
		NO OVERNIGHT DETENTION CARE	JAIL OR POLICE STATION	DETENTION HOME	OTHER PLACE	
BOYS AND GIRLS, TOTAL	68476	65236	124	298	357	2461
BOYS, TOTAL	59107	56265	118	286	322	2116
07	1	1	...	...	...	...
08	4	4	...	...	...	...
09	15	13	...	...	...	2
10	32	25	...	...	...	7
11	89	83	...	2	...	4
12	192	183	2	1	...	6
13	563	541	...	1	...	21
14	1245	1181	1	10	3	50
15	2668	2498	10	47	11	102
16	18122	17257	24	98	103	640
17	35408	33714	78	127	205	1284
18	669	666	3	...	...	...
19	12	12	...	...	...	...
20	4	4	...	...	...	...
21 AND OVER	1	1	...	...	...	...
AGE NOT SPECIFIED	82	82	...	...	...	...
GIRLS, TOTAL	9369	8971	6	12	35	345
10	2	2	...	...	...	...
11	3	3	...	...	...	...
12	16	15	...	...	...	1
13	29	29	...	...	...	...
14	145	137	1	2	...	5
15	277	264	1	2	5	5
16	2975	2843	1	6	15	110
17	5830	5586	3	2	15	224
18	86	86	...	...	...	...
19	2	2	...	...	...	...
AGE NOT SPECIFIED	4	4	...	...	...	...



TABLE 9

TRAFFIC CASES DISPOSED OF BY OHIO JUVENILE COURTS, BY TYPE OF DISPOSITION, AGE, AND SEX, 1972  
EXCLUDES 202 TRAFFIC VIOLATORS ADJUDGED DELINQUENT

AGE - IN YEARS - AND SEX	TOTAL	TYPE OF DISPOSITION											
		DIS-MISSED	AD-JUSTED OR ADMON-ISHED	CASE HELD OPEN	PRO-BATION	PUBLIC IN-STITUTION FOR DE-LINQUENT CHILDREN	CTHER PUBLIC INSTI-TUTION	OTHER CCURT	PUBLIC DEPART-MENT	PRIVATE AGENCY OR INSTI-TUTION	FINE AND-OR CCSTS	CTHER DISPO-SITIGN	DISPO-SITION NOT SPECI FIED
BOYS AND GIRLS, TOTAL...	68476	3470	3242	1999	499	57	10	2639	2	2	47356	9180	20
BOYS, TOTAL.....	59107	3045	2851	1696	419	54	9	2289	2	2	40808	7913	19
07.....	1	...	...	...	...	...	...	...	...	...	1	...	...
08.....	4	...	...	...	...	...	...	...	...	...	4	...	...
09.....	15	1	3	...	...	...	...	1	...	...	10	4	...
10.....	32	2	6	...	...	...	...	3	...	...	25	2	...
11.....	89	6	16	...	...	...	...	3	...	...	59	7	...
12.....	192	7	19	1	3	...	...	32	...	...	147	14	...
13.....	563	22	89	2	3	2	...	74	...	...	420	44	...
14.....	1245	56	94	10	23	8	1	654	...	1	922	119	1
15.....	2668	110	179	25	133	10	5	1496	2	1	1939	308	4
16.....	18122	827	852	585	248	34	3	3	...	...	12525	2526	10
17.....	35408	1851	1584	1065	7	...	...	2	...	...	24272	4842	...
18.....	669	151	34	...	...	...	...	3	...	...	432	42	...
19.....	12	8	...	...	...	...	...	2	...	...	3	1	...
20.....	4	1	...	...	...	...	...	23	...	...	1	4	3
21 AND OVER.....	1	...	...	...	...	...	...	...	...	...	47	...	...
AGE NOT SPECIFIED.....	82	3	1	1	...	...	...	350	...	...	6548	1267	1
GIRLS, TOTAL.....	9369	425	391	303	80	3	1	...	...	...	1	...	...
10.....	2	1	...	...	...	...	...	...	...	...	2	...	...
11.....	3	1	...	...	...	...	...	1	...	...	10	1	...
12.....	16	2	2	...	...	...	...	1	...	...	20	1	...
13.....	29	...	6	1	...	...	...	4	...	...	93	20	...
14.....	145	10	10	...	5	2	1	11	...	...	187	39	...
15.....	277	8	19	8	5	...	...	105	...	...	2088	399	1
16.....	2975	122	126	109	26	1	...	225	...	...	4077	605	...
17.....	5830	270	222	185	44	...	...	1	...	...	67	2	...
18.....	86	10	6	...	...	...	...	2	...	...	1	...	...
19.....	2	1	...	...	...	...	...	...	...	...	2	...	...
AGE NOT SPECIFIED.....	4	...	...	...	...	...	...	...	...	...	...	...	...

TABLE 10

DEPENDENCY AND NEGLECT CASES DISPOSED OF BY OHIO JUVENILE COURTS, BY SOURCE OF REFERRAL, REASON FOR REFERRAL, AND SEX, 1972

REASON FOR REFERRAL AND SEX	TOTAL	SOURCE OF REFERRAL							SOURCE NOT SPECIFIED
		PARENT OR RELATIVE	PROBATION OFFICER	LAW ENFORCEMENT OFFICER	OTHER COURT	SCHOOL DEPARTMENT	SOCIAL AGENCY	CTHER SCOURCE	
BOYS AND GIRLS TOTAL.....	7221	1386	187	265	45	89	4720	527	2
BOYS TOTAL.....	3669	699	83	152	28	46	2390	271	...
LACK OF CARE OR SUPPORT.....	1638	297	32	69	12	17	1082	129	...
ABANDONMENT OR DESERTION.....	108	26	5	8	...	...	61	8	...
ABUSE OR CRUEL TREATMENT.....	57	4	4	11	...	...	34	4	...
CGNDITIONS INJURIOUS TO MORALS.....	43	9	...	6	...	...	18	10	...
PHYSICALLY HANDICAPPED.....	19	...	...	...	...	...	19	...	...
PLACEMENT OR CUSTODY.....	1536	306	30	37	14	6	1036	107	...
CONSENT TO MARRY.....	17	17	...	...	...	...	...	...	...
OTHER REASON.....	251	40	12	21	2	23	140	13	...
GIRLS TOTAL.....	3552	687	104	113	17	43	2330	256	2
LACK OF CARE OR SUPPORT.....	1586	298	19	65	4	23	1052	124	1
ABANDONMENT OR DESERTION.....	96	25	9	4	...	...	53	5	...
ABUSE OR CRUEL TREATMENT.....	67	13	2	8	2	...	39	3	...
CGNDITIONS INJURIOUS TO MORALS.....	57	8	3	9	...	...	26	11	...
PHYSICALLY HANDICAPPED.....	13	2	...	...	...	...	11	...	...
PLACEMENT OR CUSTODY.....	1492	283	58	17	11	4	1015	103	1
CONSENT TO MARRY.....	13	10	...	...	...	...	1	2	...
OTHER REASON.....	228	48	13	10	...	16	133	8	...

TABLE 11

DEPENDENCY AND NEGLECT CASES DISPOSED OF BY OHIO JUVENILE COURTS, BY AGE, REASON FOR REFERRAL, AND SEX, 1972

REASON FOR REFERRAL AND SEX	TOTAL	AGE - IN YEARS																			18 AND OVER	AGE NOT SPEC
		UNDER 1	1	2	3	4	5	6	7	8	9	10	11	12	13	14	15	16	17			
BOYS AND GIRLS TOTAL.	7221	728	641	465	459	376	373	375	287	328	310	309	338	331	379	400	392	324	250	23	133	
BOYS TOTAL.....	3669	382	323	263	234	202	182	208	163	182	161	177	170	173	174	165	163	154	115	7	71	
LACK OF CARE OR SUPPORT...	1638	148	142	137	120	92	87	120	87	89	67	82	70	81	62	82	59	58	35	1	19	
ABANDONMENT OR DESERTION..	108	9	20	4	8	9	8	5	5	2	6	9	2	3	5	2	3	2	3	...	3	
ABUSE OR CRUEL TREATMENT..	57	6	6	9	7	3	1	8	2	4	1	3	...	...	3	2	2	...	...	...	...	
COND. INJURIOUS TO MORALS.	43	1	...	1	1	5	3	3	2	3	1	5	4	6	1	2	...	3	1	...	1	
PHYSICALLY HANDICAPPED....	19	1	1	4	1	3	2	...	1	...	...	...	...	2	...	2	...	2	...	...	...	
PLACEMENT OR CUSTODY.....	1536	199	136	95	85	80	66	60	61	74	71	71	76	76	89	59	81	61	47	4	45	
CONSENT TO MARRY.....	17	...	...	...	...	...	...	...	...	...	...	...	...	...	...	...	1	5	11	...	...	
OTHER REASON.....	251	18	18	13	12	10	15	12	5	10	15	7	18	5	14	16	17	23	18	2	3	
GIRLS TOTAL.....	3552	346	318	202	225	174	191	167	124	140	149	132	168	158	205	235	229	170	135	16	62	
LACK OF CARE OR SUPPORT...	1586	147	148	113	118	92	116	78	59	72	73	53	77	62	71	92	84	54	47	10	20	
ABANDONMENT OR DESERTION..	96	13	9	6	9	2	3	8	5	1	7	1	6	4	6	4	3	4	1	...	4	
ABUSE OR CRUEL TREATMENT..	67	5	9	4	4	5	6	3	2	3	2	2	4	3	3	3	2	6	...	...	1	
COND. INJURIOUS TO MORALS.	57	...	...	1	6	...	2	2	...	3	4	4	4	2	7	5	12	3	1	...	1	
PHYSICALLY HANDICAPPED....	13	2	3	...	...	...	1	4	...	...	1	...	...	...	...	...	1	...	...	...	1	
PLACEMENT OR CUSTODY.....	1492	156	133	68	80	63	59	63	50	53	55	64	68	79	100	114	100	81	71	4	31	
CONSENT TO MARRY.....	13	...	...	...	...	...	...	...	...	...	...	...	...	...	...	1	11	...	1	...	...	
OTHER REASON.....	228	23	16	10	8	12	4	9	8	14	7	8	9	8	18	16	16	22	14	2	4	

-30-

TABLE 12

DEPENDENCY AND NEGLECT CASES DISPOSED OF BY OHIO JUVENILE COURTS, BY TYPE OF CARE PENDING DISPOSITION, REASON FOR REFERRAL, AND SEX, 1972

REASON FOR REFERRAL AND SEX	TOTAL	TYPE OF CARE					TYPE OF CARE NOT SPECIFIED
		NO OVERNIGHT DETENTION	JAIL OR POLICE STATION	OVERNIGHT OR LONGER DETENTION HOME	BOARDING HOME	OTHER PLACE	
BOYS AND GIRLS TOTAL.....	7221	4845	27	51	877	1373	48
BOYS TOTAL.....	3669	2445	12	23	468	699	22
LACK OF CARE OR SUPPORT.....	1638	989	2	7	210	414	16
ABANDONMENT OR DESERTION.....	108	56	2	1	26	23	...
ABUSE OR CRUEL TREATMENT.....	57	17	...	...	27	12	1
CONDITIONS INJURIOUS TO MORALS	43	30	...	...	5	8	...
PHYSICALLY HANDICAPPED.....	19	11	...	...	...	8	...
PLACEMENT OR CUSTODY.....	1536	1190	5	...	...	8	...
CONSENT TO MARRY.....	17	17	...	...	166	170	5
OTHER REASON.....	251	135	3	15	34	64	...
GIRLS TOTAL.....	3552	2400	15	28	409	674	26
LACK OF CARE OR SUPPORT.....	1586	979	2	8	200	376	21
ABANDONMENT OR DESERTION.....	96	53	3	...	22	18	...
ABUSE OR CRUEL TREATMENT.....	67	25	...	1	14	25	...
CONDITIONS INJURIOUS TO MORALS	57	38	...	1	10	8	2
PHYSICALLY HANDICAPPED.....	13	5	...	...	...	8	...
PLACEMENT OR CUSTODY.....	1492	1151	9	...	...	8	...
CONSENT TO MARRY.....	13	13	...	11	142	176	3
OTHER REASON.....	228	136	1	7	21	63	...

-31-

TABLE 13

DEPENDENCY AND NEGLECT CASES DISPOSED OF BY OHIO JUVENILE COURTS, BY TYPE OF DISPOSITION, REASON FOR REFERRAL, AND SEX, 1972

REASON FOR REFERRAL AND SEX	TOTAL	TYPE OF DISPOSITION											
		DIS-MISSED	AD JUSTED OR ADMON-ISHED	CASE HELD OPEN	PRO-BATION	PUBLIC IN-STITUTION FOR DE-LINQUENT CHILDREN	OTHER PUBLIC INSTI-TUTION	OTHER COURT	PUBLIC DEPT.	PRIVATE AGENCY OR INSTI-TUTION	FINE AND-OR COSTS	OTHER DISPO-SITION	DISPO-STITION NOT SPECI-FIED
BOYS AND GIRLS TOTAL.....	7221	765	80	458	25	12	312	43	3795	172	20	1526	13
BOYS TOTAL.....	3669	394	38	242	12	8	160	23	1906	95	18	764	9
LACK OF CARE OR SUPPORT.....	1638	199	28	137	2	2	115	15	762	52	8	315	3
ABANDONMENT OR DESERTION.....	108	10	...	7	...	...	7	...	49	2	...	32	1
ABUSE OR CRUEL TREATMENT.....	57	8	...	2	1	...	...	...	35	...	...	8	3
CONDITIONS INJURIOUS TO MORALS.....	43	8	...	6	...	...	...	...	7	14	...	8	...
PHYSICALLY HANDICAPPED.....	19	...	...	...	...	...	...	...	19	...	...	...	...
PLACEMENT OR CUSTODY.....	1536	144	5	67	4	4	35	4	904	27	...	343	1
CONSENT TO MARRY.....	17	...	...	...	...	...	...	...	...	...	...	17	...
OTHER REASON.....	251	25	5	23	5	2	5	4	130	...	10	41	1
GIRLS TOTAL.....	3552	371	42	216	13	4	152	20	1889	77	2	762	4
LACK OF CARE OR SUPPORT.....	1586	175	26	102	6	1	106	13	786	36	...	334	1
ABANDONMENT OR DESERTION.....	96	14	3	9	1	...	3	1	48	1	...	15	1
ABUSE OR CRUEL TREATMENT.....	67	18	...	6	...	...	2	...	34	2	...	5	...
CONDITIONS INJURIOUS TO MORALS.....	57	13	2	6	...	1	1	...	18	11	...	5	...
PHYSICALLY HANDICAPPED.....	13	...	...	...	...	...	...	...	12	...	...	...	...
PLACEMENT OR CUSTODY.....	1492	133	9	75	3	2	36	4	863	24	...	342	1
CONSENT TO MARRY.....	13	...	...	...	...	...	...	...	...	...	...	13	...
OTHER REASON.....	228	18	2	18	3	...	3	2	128	3	2	48	1

-32-

TABLE 14

SPECIAL SERVICE CASES DISPOSED OF BY OHIO JUVENILE COURTS, BY SOURCE OF REFERRAL, REASON FOR REFERRAL, AND SEX, 1972

REASON FOR REFERRAL AND SEX	TOTAL	SOURCE OF REFERRAL							SOURCE NOT SPECIFIED
		PARENT OR RELATIVE	PROBATION OFFICER	LAW ENFORCEMENT OFFICER	OTHER COURT	SCHOOL DEPARTMENT	SOCIAL AGENCY	OTHER SOURCE	
BOYS AND GIRLS TOTAL.....	2652	1570	33	174	255	12	198	370	40
BOYS TOTAL.....	1516	891	15	113	136	7	99	234	21
LACK OF CARE OR SUPPORT.....	3	2	...	...	...	...	...	...	...
PLACEMENT OR CUSTODY.....	230	188	4	1	1	...	...	1	...
CONSENT TO MARRY.....	872	570	4	2	115	...	28	8	...
OTHER REASON.....	411	131	7	110	20	7	5	156	20
GIRLS TOTAL.....	1136	679	18	61	119	5	66	69	1
LACK OF CARE OR SUPPORT.....	6	3	...	...	...	...	...	...	...
ABANDONMENT OR DESERTION.....	1	1	...	...	...	...	2	1	...
ABUSE OR CRUEL TREATMENT.....	1	1	...	...	...	...	...	...	...
CONDITIONS INJURIOUS TO MORALS.....	1	1	...	...	...	...	...	...	...
PHYSICALLY HANDICAPPED.....	1	1	...	...	...	...	...	...	...
PLACEMENT OR CUSTODY.....	1	1	...	...	...	...	...	...	...
CONSENT TO MARRY.....	244	193	10	3	5	...	...	...	...
OTHER REASON.....	607	358	4	1	102	...	26	7	...
	275	121	4	57	12	5	4	120	18
							67	8	1

-33-

TABLE 15

SPECIAL SERVICE CASES DISPOSED OF BY OHIO JUVENILE COURTS, BY AGE, REASON FOR REFERRAL, AND SEX, 1972

REASON FOR REFERRAL AND SEX	TOTAL	AGE - IN YEARS																			18 AND OVER	AGE NOT SPEC
		UNDER 1	1	2	3	4	5	6	7	8	9	10	11	12	13	14	15	16	17			
BOYS AND GIRLS TOTAL	2652	43	62	45	48	48	50	53	55	50	36	41	48	55	56	149	413	346	854	188	12	
BOYS TOTAL	1516	21	28	27	31	21	22	28	31	28	20	12	28	24	27	50	62	216	732	98	10	
LACK OF CARE OR SUPPORT... PLACEMENT OR CUSTODY	3 230	...	...	...	...	...	...	2	...	...	...	...	...	...	...	...	...	...	1	...	...	
CONSENT TO MARRY	872	...	...	...	...	...	...	...	...	...	...	...	...	...	...	3	6	147	640	76	...	
OTHER REASON	411	1	18	10	17	9	13	15	14	15	10	8	16	12	15	30	41	61	78	20	8	
GIRLS TOTAL	1136	22	34	18	17	27	28	25	24	22	16	29	20	31	29	99	351	130	122	90	2	
LACK OF CARE OR SUPPORT... ABANDONMENT OR DESERTION	6 1	...	1	...	2	...	...	1	...	...	...	...	...	...	...	...	1	...	1	...	...	
ABUSE OR CRUEL TREATMENT	1	...	...	...	...	...	...	...	...	...	...	...	...	1	...	...	...	...	...	...	...	
COND. INJURIOUS TO MORALS	1	...	...	...	...	...	...	...	...	...	...	...	...	...	...	...	...	1	...	...	...	
PHYSICALLY HANDICAPPED	1	...	...	...	...	...	...	...	...	...	...	...	...	...	...	...	...	...	1	...	...	
PLACEMENT OR CUSTODY	244	19	18	8	7	10	15	12	14	14	9	17	7	14	9	19	19	15	12	5	1	
CONSENT TO MARRY	607	...	...	...	...	...	...	...	...	...	...	...	...	...	1	52	304	87	86	77	...	
OTHER REASON	275	3	15	10	8	17	13	12	10	8	6	12	13	16	19	28	27	27	22	8	1	

TABLE 16

SPECIAL SERVICE CASES DISPOSED OF BY OHIO JUVENILE COURTS, BY TYPE OF CARE PENDING DISPOSITION, REASON FOR REFERRAL, AND SEX, 1972

REASON FOR REFERRAL AND SEX	TOTAL	TYPE OF CARE					TYPE OF CARE NOT SPECIFIED
		NO OVERNIGHT DETENTION	OVERNIGHT OR LONGER				
			JAIL OR POLICE STATION	DETENTION HOME	BOARDING HOME		
BOYS AND GIRLS TOTAL	2652	2179	105	23	76	212	57
BOYS TOTAL	1516	1255	67	12	36	119	27
LACK OF CARE OR SUPPORT... PLACEMENT OR CUSTODY	3 230	1 196	...	...	...	2	...
CONSENT TO MARRY	872	783	...	2	7	25	...
OTHER REASON	411	275	67	10	28	30	26
GIRLS TOTAL	1136	924	30	11	40	93	1
LACK OF CARE OR SUPPORT... ABANDONMENT OR DESERTION	6 1	3 ...	...	...	...	3	...
ABUSE OR CRUEL TREATMENT	1	1	...	...	...	1	...
CONDITIONS INJURIOUS TO MORALS	1	1	...	...	...	...	...
PHYSICALLY HANDICAPPED	1	1	...	...	...	...	...
PLACEMENT OR CUSTODY	244	198	...	...	...	...	...
CONSENT TO MARRY	607	525	...	6	9	31	...
OTHER REASON	275	195	38	5	31	53	29

TABLE 17

SPECIAL SERVICE CASES DISPOSED OF BY OHIO JUVENILE COURTS, BY TYPE OF DISPOSITION, REASON FOR REFERRAL, AND SEX, 1972

REASON FOR REFERRAL AND SEX	TOTAL	TYPE OF DISPOSITION											DISPOSITION NOT SPECIFIED
		DIS-MISSED	ADJUSTED OR ADMONISHED	CASE HELD OPEN	PRO-BATION	PUBLIC INSTITUTION FOR DELINQUENT CHILDREN	OTHER PUBLIC INSTITUTION	OTHER COURT	PUBLIC DEPT.	PRIVATE AGENCY OR INSTITUTION	FINE AND-OR COSTS	OTHER DISPOSITION	
BOYS AND GIRLS TOTAL.....	2652	111	88	37	13	...	24	35	92	1	8	2186	57
BOYS TOTAL.....	1516	54	54	24	7	...	18	28	48	...	6	1246	31
LACK OF CARE OR SUPPORT.....	3	...	3	...	...	...	...	...	14	...	...	...	...
PLACEMENT OR CUSTODY.....	230	20	...	3	...	...	6	4	4	...	2	183	30
CONSENT TO MARRY.....	872	20	13	2	1	...	...	15	4	...	4	785	1
OTHER REASON.....	411	14	38	19	6	...	12	9	30	...	...	940	26
GIRLS TOTAL.....	1136	57	34	13	6	...	6	7	44	1	2	3	...
LACK OF CARE OR SUPPORT.....	6	1	2	...	...	...	...	...	...	...	...	...	...
ABANDONMENT OR DESERTION.....	1	1	...	...	...	...	...	...	1	...	...	...	...
ABUSE OR CRUEL TREATMENT.....	1	...	...	1	...	...	...	...	...	...	...	1	...
CONDITIONS INJURIOUS TO MORALS.....	1	...	...	...	...	...	...	...	9	...	...	187	...
PHYSICALLY HANDICAPPED.....	1	...	...	...	...	...	2	2	2	...	2	548	26
PLACEMENT OR CUSTODY.....	244	28	7	6	3	...	...	3	2	...	...	201	...
CONSENT TO MARRY.....	607	14	12	...	3	...	4	2	32	1	...	...	...
OTHER REASON.....	275	13	13	6	3	...	...	...	...	...	...	...	...

-36-

TABLE 18

ADULT CASES DISPOSED OF BY OHIO JUVENILE COURTS, BY TYPE OF DISPOSITION, REASON FOR REFERRAL, AND SEX, 1972

REASON FOR REFERRAL AND SEX	TOTAL	TYPE OF DISPOSITION													DISPOSITION NOT SPECIFIED
		DIS-MISSED	ADJUSTED OR ADMONISHED	CONTINUED	OTHER COURT	ACQUITTED	DEFERRED	COMMITTED	FINE AND-OR COSTS	COMMITMENT, FINE, AND-OR COSTS	SENTENCE SUSPENDED	PRO-BATION	COURT ORDER TO SUPPORT	OTHER DISPOSITION	
MALES AND FEMALES TOTAL.....	9062	2569	764	1319	68	51	23	296	399	231	493	490	1902	457	...
MALES TOTAL.....	8154	2254	712	1179	52	42	17	280	325	211	431	413	1872	366	...
NONSUPPORT CONTRIBUTING TO- DELINQUENCY.....	3330	851	553	493	23	5	7	183	6	16	232	196	681	84	...
DEPENDENCY AND NEGLECT.....	763	260	15	99	7	3	2	50	102	68	56	64	2	35	...
ACTING IN A WAY TO CAUSE DELINQUENCY.....	333	139	29	46	3	...	2	1	14	9	16	24	23	27	...
ABANDONMENT OR DESERTION.....	809	258	14	82	3	5	4	24	139	90	78	54	...	58	...
ABUSE OR CRUEL TREATMENT.....	9	6	...	...	...	...	...	...	...	...	...	1	1	1	...
PATERNITY.....	185	63	7	27	4	4	...	8	13	11	14	19	4	11	...
VIOLATION OF SCHOOL LAW.....	2101	523	72	286	9	22	1	2	8	...	1	8	1100	69	...
VIOLATION OF LABOR LAW.....	102	37	13	12	...	1	...	...	16	...	5	4	10	4	...
OTHER REASON.....	1	...	...	...	...	...	...	...	...	...	...	...	1	...	...
FEMALES TOTAL.....	521	117	9	134	3	2	1	12	27	17	29	43	50	77	...
NONSUPPORT CONTRIBUTING TO- DELINQUENCY.....	908	315	52	140	16	9	6	16	74	20	62	77	30	91	...
DEPENDENCY AND NEGLECT.....	32	10	2	4	...	1	...	1	1	...	1	2	9	1	...
ACTING IN A WAY TO CAUSE DELINQUENCY.....	116	39	3	13	1	4	3	5	18	9	8	11	...	2	...
ABANDONMENT OR DESERTION.....	258	90	26	44	8	1	2	3	6	1	20	24	2	31	...
ABUSE OR CRUEL TREATMENT.....	150	53	7	13	...	2	1	5	15	7	13	19	...	15	...
PATERNITY.....	11	8	...	...	1	...	...	...	...	...	...	2	...	...	...
VIOLATION OF SCHOOL LAW.....	38	17	2	4	1	...	...	1	4	2	2	2	...	3	...
OTHER REASON.....	16	5	...	...	...	...	...	...	...	...	...	...	9	2	...
MALES AND FEMALES TOTAL.....	134	60	7	17	2	1	...	...	28	1	10	2	...	6	...
OTHER REASON.....	153	33	5	45	3	...	...	1	2	...	8	15	10	31	...

-37-

TABLE 19

ADULT CASES DISPOSED OF BY OHIO JUVENILE COURTS, BY NUMBER OF CHILDREN INVOLVED, REASON FOR REFERRAL, AND SEX, 1972

REASON FOR REFERRAL AND SEX	TOTAL	NUMBER OF CHILDREN										10 OR MORE	NOT SPECIFIED
		1	2	3	4	5	6	7	8	9			
MALES AND FEMALES TOTAL.....	9062	5702	1589	761	414	195	109	39	13	2	30	208	
MALES TOTAL.....	8154	5166	1430	677	370	167	96	26	9	2	27	184	
NONSUPPORT.....	3330	1438	960	467	247	117	64	11	5	...	11	30	
CONTRIBUTING TO- DELINQUENCY.....	763	512	126	47	21	2	5	9	...	1	1	4	
DEPENDENCY AND NEGLECT.....	333	132	72	45	41	21	8	5	3	1	11	2	
ACTING IN A WAY TO CAUSE DELINQUENCY.....	809	543	138	51	33	15	15	...	...	...	...	4	
ABANDONMENT OR DESERTION.....	9	2	...	2	1	...	...	...	1	...	...	6	
ABUSE OR CRUEL TREATMENT.....	185	154	11	8	3	2	...	...	...	...	...	94	
PATERNITY.....	2101	1994	12	1	...	...	...	...	...	...	...	...	
VIOLATION OF SCHOOL LAW.....	102	86	16	...	...	...	...	...	...	...	...	...	
VIOLATION OF LABOR LAW.....	1	...	1	...	...	...	...	...	...	...	1	26	
OTHER REASON.....	521	305	94	56	24	10	4	1	...	...	3	24	
FEMALES TOTAL.....	908	536	159	84	44	28	13	13	4	...	...	...	
NONSUPPORT.....	32	16	8	3	3	1	...	1	...	...	...	...	
CONTRIBUTING TO- DELINQUENCY.....	116	68	16	11	8	2	1	2	...	...	...	8	
DEPENDENCY AND NEGLECT.....	258	94	62	37	21	17	7	9	3	...	3	8	
ACTING IN A WAY TO CAUSE DELINQUENCY.....	150	98	24	14	4	3	3	...	...	...	...	1	
ABANDONMENT OR DESERTION.....	11	5	2	1	1	1	...	...	...	...	...	...	
ABUSE OR CRUEL TREATMENT.....	38	36	...	2	...	...	...	...	...	...	...	...	
PATERNITY.....	16	15	1	...	...	...	1	...	...	...	...	...	
VIOLATION OF SCHOOL LAW.....	134	116	16	1	...	...	1	1	1	...	...	6	
OTHER REASON.....	153	88	30	15	7	4	1	1	1	...	...	...	

-38-

TABLE 20

DELINQUENCY CASES DISPOSED OF BY OHIO JUVENILE COURTS, BY PREVIOUS COURT EXPERIENCE, REASON FOR REFERRAL, AND SEX, 1972

REASON FOR REFERRAL AND SEX	TOTAL	PREVIOUS COURT EXPERIENCE									
		NOT PREV. DEALT WITH	LAST DEALT PRIOR YEAR	THIS YEAR IN TYPE NOT SPEC.	THIS YR. DELINQUENCY	THIS YR. DEPENDENCY	THIS YR. NEGLIGENCE	THIS YR. SPEC. PRCC.	THIS YR. TRAFFIC	THIS YR. UNRULY	NOT SPEC.
BOYS AND GIRLS TOTAL.....	42952	23593	10564	803	6457	45	11	33	554	845	47
BOYS TOTAL.....	34999	18311	9128	679	5642	38	9	30	520	598	44
INJURY TO PERSON.....	2247	1098	653	61	392	1	...	...	16	23	3
ROBBERY.....	974	330	331	11	274	...	3	...	10	13	2
BURGLARY OR ENTRY.....	5811	2892	1544	107	1059	18	1	4	73	106	7
AUTOMOBILE THEFT.....	2210	864	684	49	537	4	1	...	21	47	3
OTHER THEFT.....	8708	5347	1974	139	975	2	4	12	121	128	6
SEX OFFENSE.....	262	126	88	5	32	...	...	...	4	7	...
UNGOVERNABLE.....	512	239	175	6	65	...	...	1	15	11	...
CARELESSNESS OR MISCHIEF.....	4330	2440	1023	95	643	1	...	3	74	44	7
SCHOOL TRUANCY.....	306	133	109	4	37	2	...	...	7	14	...
RUNNING AWAY.....	282	90	98	3	73	...	...	...	2	14	2
TRAFFIC VIOLATION.....	182	73	64	16	23	...	...	...	2	4	...
OTHER DELINQUENT BEHAVIOR.....	9175	4679	2385	183	1532	10	...	10	175	187	14
GIRLS TOTAL.....	7953	5282	1436	124	815	7	2	3	34	247	3
INJURY TO PERSON.....	587	387	117	21	52	...	...	...	...	10	...
ROBBERY.....	65	39	13	...	10	...	...	...	...	2	1
BURGLARY OR ENTRY.....	232	153	44	6	24	...	...	...	1	4	...
AUTOMOBILE THEFT.....	63	34	15	1	10	...	...	...	...	3	...
OTHER THEFT.....	3620	2942	407	26	165	2	1	1	19	57	...
SEX OFFENSE.....	44	28	12	...	3	...	...	...	...	1	...
UNGOVERNABLE.....	346	182	90	3	49	...	...	...	2	18	2
CARELESSNESS OR MISCHIEF.....	483	314	106	13	36	...	...	1	3	10	...
SCHOOL TRUANCY.....	138	71	41	2	10	...	...	...	...	14	...
RUNNING AWAY.....	453	206	119	3	97	4	...	1	1	22	...
TRAFFIC VIOLATION.....	20	11	5	...	3	...	...	...	...	1	...
OTHER DELINQUENT BEHAVIOR.....	1902	915	467	49	356	1	1	...	8	105	...

-39-



TABLE 21  
CONTINUED

COUNTY	UNRULY					ADULT				
	TOTAL	W.	N.	O.	UNK.	TOTAL	W.	N.	O.	UNK.
ADAMS	10	10	...	...	...	14	14	...	...	...
ALLEN	312	220	72	...	20	112	30	16	...	66
ASHLAND	79	79	...	...	...	16	16	...	...	...
ASHTABULA	406	396	9	...	1	285	273	12	...	...
ATHENS	22	19	1	...	2	6	5	...	...	1
AUGLAIZE	40	40	...	...	...	12	12	...	...	...
BELMONT	240	232	8	...	...	21	20	1	...	...
BROWN	33	33	...	...	...	25	24	1	...	...
BUTLER	409	385	24	...	...	144	124	20	...	...
CARRILL	11	11	...	...	...	...	...	...	...	...
CHAMPAIGN	69	...	...	...	69	9	...	...	...	9
CLARK	327	284	33	...	10	264	220	44	...	1
CLERMONT	148	148	...	...	...	25	24	...	...	102
CLINTON	92	...	...	...	92	102	...	...	...	...
COLUMBIANA	529	509	20	...	...	155	150	5	...	...
COSHOCTON	47	44	3	...	...	80	77	3	...	...
CRAWFORD	75	74	1	...	...	73	70	3	...	48
CUYAHOGA	1608	956	586	3	63	579	141	390	...	...
DARKE	66	64	1	1	...	38	38	...	...	22
DEFIANCE	20	...	...	...	20	22	...	...	...	...
DELAWARE	174	171	3	...	...	94	92	2	...	...
ERIE	145	122	23	...	...	118	71	47	...	...
FAIRFIELD	102	102	...	...	...	46	46	...	...	...
FAYETTE	68	67	1	...	...	53	52	1	...	9
FRANKLIN	877	614	257	...	6	2159	1339	811	...	...
FULTON	58	58	...	...	...	5	3	...	...	2
GALLIA	34	34	...	...	...	20	19	1	...	...
GEAUGA	107	107	...	...	...	63	63	...	...	...
GREENE	74	53	4	...	17	...	...	...	...	...
GUERNSEY	79	76	1	...	2	16	16	...	...	...
HAMILTON	2074	1297	776	...	1	658	154	497	1	6
HANCOCK	86	84	...	2	...	69	67	1	1	...
HARDIN	8	8	...	...	...	17	17	...	...	...
HARRISON	1	1	...	...	...	...	...	...	...	...
HENRY	5	5	...	...	...	1	1	...	...	...
HIGHLAND	43	42	1	...	...	96	90	6	...	...
HOCKING	100	87	1	...	12	56	56	...	...	...
HOLMES	34	34	...	...	...	13	13	...	...	...
HURON	94	93	1	...	...	61	60	1	...	...
JACKSON	55	55	...	...	...	26	26	...	...	...
JEFFERSON	129	100	29	...	...	27	21	6	...	...
KNOX	8	8	...	...	...	4	4	...	...	48
LAKE	112	107	5	...	...	71	...	23	...	...
LAWRENCE	111	108	3	...	...	96	93	3	...	...
LICKING	46	43	3	...	...	46	36	10	...	...

TABLE 21  
CONTINUED

COUNTY	UNRULY					ADULT				
	TOTAL	W.	N.	O.	UNK.	TOTAL	W.	N.	O.	UNK.
LOGAN	104	102	2	...	...	169	160	9	...	...
LORAIN	280	244	36	...	...	93	32	5	...	56
LUCAS	435	313	122	...	...	294	169	125	...	...
MADISON	50	44	4	...	2	79	73	6	...	...
MAHONING	999	610	389	...	...	35	29	6	...	...
MARION	250	...	...	...	250	56	...	...	...	56
MEDINA	30	29	1	...	...	37	35	2	...	...
MEIGS	65	65	...	...	...	26	26	...	...	...
MERCER	80	80	...	...	...	14	14	...	...	...
MIAMI	131	121	10	...	...	72	70	2	...	...
MONROE	2	2	...	...	...	5	5	...	...	...
MONTGOMERY	1526	1189	336	1	...	55	44	11	...	...
MORGAN	14	12	2	...	...	8	8	...	...	...
MORROW	35	...	...	...	35	20	4	...	...	16
MUSKINGUM	207	192	15	...	...	323	289	34	...	...
NOBLE	12	12	...	...	...	1	1	...	...	...
OTTAWA	44	44	...	...	...	...	...	...	...	...
PAULDING	15	15	...	...	...	14	14	...	...	...
PERRY	3	3	...	...	...	14	14	...	...	...
PICKAWAY	164	162	2	...	...	49	48	1	...	...
PIKE	87	87	...	...	...	37	36	1	...	...
PORTAGE	370	366	4	...	...	234	210	24	...	...
PREBLE	128	128	...	...	...	23	23	...	...	...
PUTNAM	10	10	...	...	...	16	16	...	...	...
RICHLAND	360	324	36	...	...	217	13	2	...	202
ROSS	85	77	8	...	...	62	60	2	...	...
SANDUSKY	133	130	1	...	2	9	9	...	...	...
SCIOTO	...	...	...	...	...	...	...	...	...	...
SENECA	205	186	15	2	2	220	209	3	...	8
SHELBY	127	124	3	...	...	39	39	...	...	...
STARK	704	584	120	...	...	252	192	60	...	...
SUMMIT	1585	1232	344	1	8	413	...	...	...	413
TRUMBULL	759	537	79	...	143	47	19	4	...	24
TUSCARAWAS	62	61	1	...	...	27	20	...	...	7
UNION	83	83	...	...	...	19	18	1	...	...
VAN WERT	24	24	...	...	...	35	35	...	...	...
VINTON	49	49	...	...	...	...	...	...	...	...
WARREN	326	320	5	1	...	125	121	4	...	...
WASHINGTON	67	67	...	...	...	...	...	...	...	...
WAYNE	146	144	2	...	...	51	44	5	...	2
WILLIAMS	35	35	...	...	...	11	11	...	...	...
WOOD	147	146	1	...	...	64	64	...	...	...
WYANDOT	21	21	...	...	...	...	...	...	...	...
ALL COUNTIES	...	14954	...	11	...	9062	...	2211	...	1098
	19126		3404		757		5751		2	



TABLE 22

UNRULY CASES DISPOSED OF BY OHIO JUVENILE COURTS, BY SOURCE OF REFERRAL, REASON FOR REFERRAL, AND SEX, 1972

REASON FOR REFERRAL AND SEX	TOTAL	SOURCE OF REFERRAL							SOURCE NOT SPECIFIED
		PARENT OR RELATIVE	PROBATION OFFICER	LAW ENFORCEMENT OFFICER	OTHER COURT	SCHOOL DEPARTMENT	SOCIAL AGENCY	OTHER SOURCE	
BOYS AND GIRLS TOTAL.....	19126	4528	895	8361	67	3935	494	841	5
BOYS TOTAL.....	10395	1816	394	4895	36	2487	214	552	1
UNGOVERNABLE.....	2132	1152	80	489	6	212	67	126	...
CARELESSNESS OR MISCHIEF.....	730	13	14	566	1	21	3	112	...
SCHOOL TRUANCY.....	2524	44	69	215	3	2164	18	11	...
RUNNING AWAY.....	1882	498	72	1147	11	16	106	31	1
COND. INJURIOUS TO MORALS.....	549	5	8	491	2	12	3	28	...
OTHER REASON.....	2578	104	151	1987	13	62	17	244	...
GIRLS TOTAL.....	8731	2712	501	3466	31	1448	280	289	4
UNGOVERNABLE.....	2213	1379	117	451	8	82	82	53	1
CARELESSNESS OR MISCHIEF.....	133	13	3	83	...	7	1	26	...
SCHOOL TRUANCY.....	1590	56	61	133	3	1317	11	9	...
RUNNING AWAY.....	3529	1097	203	1989	11	13	162	53	1
COND. INJURIOUS TO MORALS.....	289	37	5	221	5	5	8	8	...
OTHER REASON.....	977	130	112	589	4	24	16	100	2

TABLE 23

UNRULY CASES DISPOSED OF BY OHIO JUVENILE COURTS, BY TYPE OF DISPOSITION, REASON FOR REFERRAL, AND SEX, 1972

REASON FOR REFERRAL AND SEX	TOTAL	TYPE OF DISPOSITION											DISPOSITION NOT SPECIFIED
		DIS-MISSED	ADJUSTED OR ADMUN-ISHED	CASE HELD OPEN	PRO-BATION	PUBLIC INSTI-TUTION FOR DE-LINQUENT CHILDREN	OTHER PUBLIC INSTI-TUTION	OTHER COURT	PUBLIC DEPART-MENT	PRIVATE AGENCY OR INSTI-TUTION	FINE AND-OR COSTS	CTHER DISPG-SITION	
BOYS AND GIRLS TOTAL..	19126	2062	3984	1117	5879	494	128	510	518	259	799	3361	15
BOYS TOTAL.....	10395	1139	2328	574	2919	213	60	298	190	122	619	1928	5
UNGOVERNABLE.....	2132	238	404	99	841	55	19	6	53	39	64	313	1
CARELESSNESS OR MISCHIEF...	730	67	263	30	180	5	2	6	1	3	51	122	...
SCHOOL TRUANCY.....	2524	337	546	139	802	35	19	7	44	4	42	548	1
RUNNING AWAY.....	1882	224	458	90	456	58	16	209	62	51	9	247	2
COND. INJURIOUS TO MORALS..	549	40	99	54	124	9	...	18	3	1	82	119	...
OTHER REASON.....	2578	233	558	162	516	51	4	52	27	24	371	579	1
GIRLS TOTAL.....	8731	923	1656	543	2960	281	68	212	328	137	180	1433	10
UNGOVERNABLE.....	2213	259	290	120	987	75	10	8	110	35	30	285	4
CARELESSNESS OR MISCHIEF...	133	18	51	7	20	...	...	3	1	...	6	27	...
SCHOOL TRUANCY.....	1590	201	311	147	487	24	12	3	30	2	24	347	2
RUNNING AWAY.....	3529	336	773	202	1145	153	40	158	154	91	13	455	4
COND. INJURIOUS TO MORALS..	289	28	42	22	85	2	2	12	5	...	15	76	...
OTHER REASON.....	977	81	189	45	236	27	4	28	26	9	87	243	...

TABLE 24

UNRULY CASES DISPOSED OF BY OHIO JUVENILE COURTS, BY TYPE OF CARE PENDING DISPOSITION, REASON FOR REFERRAL, AND SEX, 1972

REASON FOR REFERRAL AND SEX	TOTAL	TYPE OF CARE					TYPE OF CARE NOT SPECIFIED
		NO OVERNIGHT DETENTION	OVERNIGHT OR LONGER				
			JAIL OR POLICE STATION	DETENTION HOME	BOARDING HOME	OTHER PLACE	
BOYS AND GIRLS TOTAL.....	19126	12537	749	5302	25	236	277
BOYS TOTAL.....	10395	7325	408	2358	14	117	173
UNGOVERNABLE.....	2132	1295	73	700	6	41	17
CARELESSNESS OR MISCHIEF.....	730	608	15	61	...	5	41
SCHOOL TRUANCY.....	2524	2261	37	155	1	22	48
RUNNING AWAY.....	1882	780	98	965	4	19	12
COND. INJURIOUS TO MORALS.....	549	442	66	11	...	30	30
OTHER REASON.....	2578	1939	119	462	3	...	25
GIRLS TOTAL.....	8731	5212	341	2944	11	119	104
UNGOVERNABLE.....	2213	1309	60	798	4	30	12
CARELESSNESS OR MISCHIEF.....	133	127	...	1	...	...	5
SCHOOL TRUANCY.....	1590	1403	23	96	...	28	40
RUNNING AWAY.....	3529	1399	186	1852	7	48	37
COND. INJURIOUS TO MORALS.....	289	244	26	11	...	3	5
OTHER REASON.....	977	730	46	186	...	10	5

-46-

TABLE 25

UNRULY CASES DISPOSED OF BY OHIO JUVENILE COURTS, BY AGE, REASON FOR REFERRAL, AND SEX, 1972

REASON FOR REFERRAL AND SEX	TOTAL	AGE - IN YEARS													AGE NOT SPECIFIED
		UNDER 7	7	8	9	10	11	12	13	14	15	16	17	18 AND OVER	
BOYS AND GIRLS TOTAL.	19126	21	23	48	65	118	263	635	1697	3295	4878	4692	3325	38	28
BOYS TOTAL.....	10395	13	10	41	53	85	185	364	747	1498	2427	2725	2205	30	12
UNGOVERNABLE.....	2132	4	2	4	10	18	38	74	196	347	539	529	368	2	1
CARELESSNESS OR MISCHIEF..	730	3	3	10	10	7	29	48	45	87	131	176	180	1	...
SCHOOL TRUANCY.....	2524	3	3	8	16	19	44	79	165	416	651	680	423	15	2
RUNNING AWAY.....	1882	...	...	1	4	13	29	65	179	340	505	468	276	...	2
COND. INJURIOUS TO MORALS..	549	1	...	2	2	5	7	16	24	50	107	137	192	4	2
OTHER REASON.....	2578	2	2	16	11	23	38	82	138	258	494	735	766	8	5
GIRLS TOTAL.....	8731	8	13	7	12	33	78	271	950	1797	2451	1967	1120	8	16
UNGOVERNABLE.....	2213	1	...	...	...	5	25	66	266	456	629	508	256	...	1
CARELESSNESS OR MISCHIEF..	133	1	...	...	2	4	1	3	14	16	46	27	17	...	...
SCHOOL TRUANCY.....	1590	5	9	7	4	10	28	69	178	314	449	334	176	2	5
RUNNING AWAY.....	3529	...	1	...	1	7	18	94	378	788	1022	807	407	4	2
COND. INJURIOUS TO MORALS..	289	...	...	...	2	...	1	2	25	44	75	80	58	1	1
OTHER REASON.....	977	1	3	...	3	7	5	37	89	179	228	211	206	1	7

-47-

TABLE 26

UNRULY CASES DISPOSED OF BY OHIO JUVENILE COURTS, BY PREVIOUS COURT EXPERIENCE, REASON FOR REFERRAL, AND SEX, 1972

REASON FOR REFERRAL AND SEX	PREVIOUS COURT EXPERIENCE										THIS YR. TRAFFIC	THIS YR. LARULY	NOT SPEC.
	TOTAL	NOT PREV. DEALT WITH PRIOR YEAR	THIS YEAR IN TYPE NOT SPEC.	THIS YR. DELINQUENCY	THIS YR. DEPENDENCY	THIS YR. NEGLIGENCE	THIS YR. SPEC. PRCC.	THIS YR. TRAFFIC	THIS YR. LARULY	NOT SPEC.			
BOYS AND GIRLS TOTAL	19126	11683	253	893	33	13	13	145	2111	39			
BOYS TOTAL	10395	6169	144	660	17	5	8	119	900	19			
UNGOVERNABLE	2132	1201	36	119	3	1	6	19	202	2			
CARELESSNESS OR MISCHIEF	730	464	2	45	...	...	1	16	70	1			
SCHOOL TRUANCY	2524	1535	50	128	3	2	...	27	202	12			
RUNNING AWAY	1882	1058	15	150	6	1	1	11	227	...			
COND. INJURIOUS TO MORALS	549	356	5	27	2	1	...	16	18	3			
OTHER REASON	2578	1555	36	191	3	...	...	30	181	1			
GIRLS TOTAL	8731	5514	109	233	16	8	5	26	1211	20			
UNGOVERNABLE	2213	1392	29	70	2	2	2	3	285	6			
CARELESSNESS OR MISCHIEF	133	102	...	...	...	1	...	1	11	...			
SCHOOL TRUANCY	1590	1089	20	26	3	1	...	5	144	9			
RUNNING AWAY	3929	2037	46	104	10	4	1	8	647	...			
COND. INJURIOUS TO MORALS	289	226	2	4	1	...	2	3	16	2			
OTHER REASON	977	668	12	29	...	...	...	6	108	3			

## APPENDIX

GLOSSARY OF TERMS  
USED IN THIS REPORT

**ADJUSTED OR ADMONISHED:** Includes cases in which the action of the court consists of bringing about a satisfactory relationship or agreement between the offender and the complainant; or in readjustment of the home environment; or in which the court considers an admonition or warning to the offender a sufficient means of disposing of the complaint; e.g., restitution, released to foster home and/or relatives, or lectured and released.

**ADULT CARE:** Juvenile courts have exclusive original jurisdiction to hear and determine all criminal cases charging adults: (A) with contributing to, encouraging, or tending to cause by any act of omission the delinquency, neglect, or dependency of any child; (B) with any act or omission with respect to any child which is a violation of any state law or any municipal ordinance; (C) with abandonment or failure to provide subsistence to any child for which they are legally responsible (Section 2151.23).

**AUTOMOBILE THEFT:** Unlawful taking or stealing of a motor vehicle. Includes the so called "joy-riding" thefts. Does not include taking for temporary or unauthorized use by those having lawful access to the vehicle.

**BEING UNGOVERNABLE:** Includes generally unsatisfactory behavior, such as when child is beyond parental control or is generally incorrigible, stays away from home, shows violent general behavior, uses vile or abusive language, and so deports himself as to endanger the health or morals of himself or others.

**BOARDING HOME:** Includes a family home, other than that of relatives, in which the child is placed with provision for payment of board. Also, included in this item are family homes which are subsidized so that they are available to provide detention or shelter care.

**BURGLARY OR ENTRY:** Includes burglary, breaking or entering, housebreaking, safecracking, or any unlawful entry of a structure with the intent to commit a theft even though no force was used to gain entrance. Includes attempts.

**CARELESSNESS OR MISCHIEF:** Includes cases of destruction of private or public property, such as trespassing, setting fires, arson, mutilating books, disturbing the peace, committing a nuisance; and, disorderly conduct (not involving a sex offense) such as discharging firecrackers, fighting, quarreling, throwing stones, window peeping, indecent exposure, cases of malicious mischief; and, other cases of mischief, such as playing ball in the streets, swimming in the nude, carrying concealed weapons, discharging firearms, gambling, stealing rides, turning in a false fire alarm, cruelty to animals and tampering with the mail.

**CASE DISPOSED OF:** Means that some definite action has been taken or that some plan of treatment has been decided upon. It does not mean that the case is "closed" in the sense that all contact with the child or the family has ceased.

**CASE HELD OPEN:** This refers to cases in which the court imposes certain conditions upon the offender or others responsible for his conduct and no further action is anticipated; or in which the court holds the case open merely to retain jurisdiction in order that action can be taken without filing of a new petition or complaint if other charges arise.

**DELINQUENT CHILD:** Includes any child: (A) who violates any law of this state, the United States, or any ordinance or regulation of a political subdivision of the state, which would be a crime if committed by an adult, except as provided in Section 2151.021 (juvenile traffic offender) of the Revised Code; (B) who violates any lawful order of the court made under this chapter (Section 2151.02).

**DEPENDENT CHILD:** Includes any child: (A) who is homeless or destitute or without proper care or support, through no fault of his parents, guardian, or custodian; (B) who lacks proper care or support by reason of the mental or physical condition of his parents, guardian, or custodian; (C) whose condition or environment is such as to warrant the state, in the interest of the child, in assuming his guardianship (Section 2151.04).

**DETENTION HOME:** An institution that is maintained by the juvenile court or by the local government for the purpose of caring for delinquent, unruly, dependent, or neglected children awaiting disposition of their cases.

**DISMISSED:** This refers to cases which the court closes without further action. This occurs when investigation shows the evidence insufficient to support the charges, the charges are withdrawn, or the court finds it does not have jurisdiction and does not refer the case elsewhere for action.

**INJURY TO PERSON:** Includes injury, attempted or threatened injury to a person, accidental injury to a person, homicide, assault, and assault with intent to kill.

**JUVENILE TRAFFIC OFFENDER:** A child who violates any traffic law, traffic ordinance, or traffic regulation of this state, the United States, or of any political subdivision of this state shall be designated as a "juvenile traffic offender" (Section 2151.021).

**NEGLECTED CHILD:** Includes any child: (A) who is abandoned by his parents, guardian, or custodian; (B) who lacks proper parental care because of the faults or habits of his parents, guardian, or custodian; (C) whose parents, guardian, or custodian neglects or refuses to provide him with proper or necessary subsistence, education, medical or surgical care, or other care necessary for his health, morals, or well being; (D) whose parents, guardian, or custodian neglects or refuses to provide the special care made necessary by his mental condition; (E) whose parents, legal guardian, or custodian have placed or attempted to place such child in violation of sections 5103.16 and 5103.17 of the Revised Code. A child who, in lieu of medical or surgical care or treatment for a wound, injury, disability, or physical or mental condition, is under spiritual treatment through prayer in accordance with the tenets and practices of well-recognized religion is not a neglected child for this reason alone (Section 2151.03).

**OFFICIAL CASE:** An official case is one which comes to the attention of the court through the filing of a written complaint which is not withdrawn before action is taken by the court on such complaint.

**OTHER DELINQUENT BEHAVIOR:** Includes violation of liquor laws, drug or narcotic laws, curfew laws, and fish or game laws. Also, includes cases of intoxication, begging, loitering, vagrancy (not involving a sex offense), slander, lying, resisting the police, and assisting in an escape from jail.

**OTHER DISPOSITION:** Includes all dispositions not otherwise provided for; such as runaway returned, adoption petition granted, consent to marry granted, an order for payment of costs, a commitment to a correctional institution for adults, termination of wardship, turned over to a probation officer.

**OTHER PUBLIC INSTITUTION:** Includes commitment to a state, county, or city institution other than one primarily for delinquent children. For example, state mental hospitals, public tuberculosis hospitals, county supported children's homes.

**OTHER THEFTS:** Includes types of larceny or stealing that are not included under automobile theft, burglary, or robbery. Examples are: picking pockets, shoplifting, stealing automobile accessories or parts, or stealing articles from an automobile, and stealing from persons in the child's home. Also, includes forgery, fraud, embezzlement, counterfeiting, blackmail, receiving stolen property, stealing bicycles or motorcycles, operating motorcycles without owner's consent, and grand and petit larceny.

**PLACEMENT OR CUSTODY:** Includes referrals for investigations for the probate court of cases to be committed to institutions for the mentally ill, mentally retarded, epileptic, etc. Also, includes determination or change of custody, and placement in a different home or institution.

**PRIVATE AGENCY OR INSTITUTION:** Includes commitments or referrals to any agency or institution under private auspices, such as privately operated schools and institutions for delinquents and nondelinquents, convents, and child-placing and child supervising agencies not supported by taxation, although public funds may be used to pay for such services. For example, Buckeye Boys Ranch, Rosemont School for Girls, Ohio Society for Crippled Children.

**PUBLIC DEPARTMENT:** Includes commitments or referrals to any department under state, county, or municipal auspices. For example, county welfare departments, city departments of charities, boards of education.

**PUBLIC INSTITUTION FOR DELINQUENT CHILDREN:** Includes commitment to a state, county, or city institution for delinquent children. For example, Riverview School for Girls, Fairfield School for Boys, Detention Homes.

UNRULY CHILD: Includes any child: (A) who does not subject himself to the control of his parents, teachers, guardian or custodian, by reason of being wayward or habitually disobedient; (B) who is a habitual truant from home or school; (C) who so deports himself as to injure or endanger the health or morals of himself or others; (D) who attempts to enter the marriage relation in any state without the consent of his parents, custodian, legal guardian, or other legal authority; (E) who is found in a disreputable place, visits or patronizes a place prohibited by law, or associates with vagrant, vicious, criminal, notorious, or immoral persons; (F) who engages in an occupation, prohibited by law, or is in a situation dangerous to life or limb or injurious to the health or morals of himself or others; (G) who has violated a law applicable only to a child (Section 2151.022).

ROBBERY: Stealing or taking anything of value from the care, custody, or control of a person by force or violence or by putting in fear, such as strong-arm robbery, stickups, armed robbery. Includes assaults to rob and attempts to rob.

RUNNING AWAY: Includes running away from home or an institution. This item includes children brought into court because of a single act of running away. If the child runs away repeatedly the reason for referral is classified as "being ungovernable".

SEX OFFENSE: Includes unlawful intercourse, prostitution and allied offenses, immoral relations with persons of the same sex, enticing of minors for immoral purposes, disorderly conduct when this term is used to designate a sex offense, rape or indecent assault when committed by a juvenile.

SPECIAL SERVICE CASES: These cases result from the exclusive original jurisdiction given the juvenile court under the Revised Code: (A) to determine the custody of any child not a ward of another court of this state; (B) to hear and determine any application for a writ of habeas corpus involving the custody of a child; (C) to hear and determine applications for consent to marry; (D) to determine the paternity of any child alleged to have been born out of wedlock and to determine who shall provide for the support of such child, subject to the concurrent jurisdiction of other courts (Section 2151.23).

**END**