

**FISCAL YEAR
1973 - 74
STATISTICAL
SUMMARY**

COUNTY OF LOS ANGELES *County*

DEPARTMENT OF SHERIFF

FISCAL YEAR

1973 - 74

STATISTICAL

SUMMARY

PREPARED BY
MANAGEMENT STAFF SERVICES
DATA PROCESSING SECTION
TECHNICAL SERVICES DIVISION

INTRODUCTION

The 1973-74 Fiscal Year Statistical Summary is issued by the Los Angeles County Sheriff's Department as a means of evaluating the effectiveness of current procedures and as a reference for future development of the Department.

The following is a clarification of the terms utilized in the Summary:

Crime Rates

Crime Rates in this Summary are based on a population of 10,000 rather than 100,000 as in the State of California and Federal Bureau of Investigation reports. This makes the rates more significant in view of the population distribution in the various Station and Contract City areas. The Crime Rate is calculated as follows:

$$\frac{\text{Number of Crimes in Area "Y"} \times 10,000}{\text{Population in Area "Y"}} = \text{Crime Rate}$$

Population

Population figures were obtained from the Los Angeles County Regional Planning Commission's Quarterly Bulletin number 121, July 1, 1973. The figures are estimates for July 1, 1973, based on the 1970 census.

Area

The area figures are based on figures provided by the Los Angeles County Engineering Department for January 1, 1974.

Comparisons

Factors contributing to crime are numerous and vary from place to place. Readers are cautioned against drawing conclusions from direct comparisons of crime figures between individual communities. In Los Angeles County, a jurisdiction in excess of seven million population, several factors affect the rate of crime. These factors include:

- Climate
- Multiple levels of economic status
- Population, both resident and transient
- Composition of the population in regard to age and sex
- Number of public educational, recreational, and religious facilities
- Public attitude toward law enforcement
- Number of police employees per unit of population
- Policies of the prosecuting officials and courts

In evaluating percent changes, consideration must be given to the dates during which the changes took place as well as to the actual number of crimes upon which the percentage is based.

Seven Major Offenses

The Seven Major Offenses are used by law enforcement agencies in the United States to reveal the extent and trend of criminal activity. Any significant change from the anticipated pattern of the figures alerts Law Enforcement Administrators to possible problem areas. The Seven Major Offenses are Wilful Homicide, Forcible Rape, Robbery, Aggravated Assault, Burglary, Grand Theft, and Grand Theft Auto.

The Sheriff's Department records the reports of the Seven Major Offenses and maintains statistical files with regard to violations, locations of occurrences, arrests by age and sex of the offenders, and by disposition of cases. Only the most serious classification is tabulated from reports with multiple classifications. If a suspect is charged with Burglary and Malicious Mischief, only the Burglary (the more serious crime) is included in the statistics. However, if several persons together commit one crime, each person is counted in "Adults Arrested"; only one crime is counted in "Cases Handled". Thus, statistics maintained by each of the Stations or Bureaus may differ from those recorded in this Summary.

Percentage Comparisons

Whenever the availability of data permits, percentage changes are indicated. These percentages reflect increases or decreases in the total number of cases. It must be noted that these changes do not adequately reflect changes in manpower expended. It is in fact possible for a decrease in cases to represent an increase in man-hours expended due to a greater number of hours required for each case.

TABLE OF CONTENTS

INTRODUCTION	PAGE
CHAPTER I - DEPARTMENT SYNOPSIS	
Organization Chart	1
Map of Los Angeles County Sheriff's Department Station Boundaries	3
Salary Ordinance Positions for 1973-74	4
Department Criminal Activity Synopsis	6
Graphs	
Crime Rate - Seven Major Offenses	7
Most Frequent Cases Handled	8
Most Frequent Arrests	8
Cases Handled by Locations	8
Criminal Activity Clocks	9
Wilful Homicide - Weapon and Incident Type	10
Seven Major Offenses	
Total Increase or Decrease by Quarter	
Total Arrests by Age	
Crime Rate Comparison	
Total Seven Major Offenses	11
Wilful Homicide	12
Forcible Rape	13
Robbery	14
Aggravated Assault	15
Burglary	16
Grand Theft	17
Grand Theft Auto	18
Seven Major Offenses	
Five-Year and Ten-Year Crime Rate Comparisons per 10,000 Population	19
Department Total	
Cases Handled	22
Adults Arrested	22
Juveniles Arrested	22
Adults Arrested by Charge, Sex, and Age	24
Juveniles Arrested by Charge, Sex, and Age	28
Adult Arrest Final Disposition	30
Juvenile Arrest Final Disposition	31
Case Assignments	
Adult Detectives	23
Juvenile Detectives	23
Seven Major Offenses Cleared	32
Stolen and Recovered Property	32
Traffic Accident and Enforcement Summary	33
Miscellaneous Locations	
Cases Handled	34
Adults Arrested	34
Juveniles Arrested	34
Seven Major Offenses by Reporting District	35
Stolen and Recovered Property	35

TABLE OF CONTENTS - CONTINUED

CHAPTER II - EXECUTIVE OFFICE OF THE SHERIFF	PAGE
Administrative Staff	37
Personnel Assignments	39
CHAPTER III - PATROL DIVISION EAST	
Organization Chart	41
Personnel Assignments	42
Reporting District Map	
Stations	53
Altadena	61
City of Industry	77
Crescenta Valley	85
East Los Angeles	97
Norwalk	113
Pico Rivera	125
San Dimas	139
Temple	
Synopsis	46
Division	
Stations	54
Altadena	62
City of Industry	78
Crescenta Valley	86
East Los Angeles	98
Norwalk	114
Pico Rivera	126
San Dimas	140
Temple	
Graphs	
Crime Rate - Seven Major Offenses	47
Division Total	
Stations	55
Altadena	63
City of Industry	79
Crescenta Valley	87
East Los Angeles	99
Norwalk	115
Pico Rivera	127
San Dimas	141
Temple	
Most Frequent Cases Handled	
Most Frequent Arrests	
Cases Handled by Location	48
Division Totals	
Stations	56
Altadena	64
City of Industry	80
Crescenta Valley	88
East Los Angeles	100
Norwalk	116
Pico Rivera	128
San Dimas	142
Temple	

TABLE OF CONTENTS - CONTINUED

CHAPTER III - PATROL DIVISION EAST - (CONTINUED)	PAGE
Cases Handled	
Adults Arrested	
Juveniles Arrested	
Division Totals	49
Stations	
Altadena	57
City of Industry	65
Crescenta Valley	81
East Los Angeles	89
Norwalk	101
Pico Rivera	117
San Dimas	129
Temple	143
Unincorporated Area	
City of Industry Station	66
East Los Angeles Station	90
Norwalk Station	102
Pico Rivera Station	118
San Dimas Station	130
Temple Station	144
Contract Cities	
Bradbury	145
Citrus College	131
City of Commerce	91
City of Industry	67
Duarte	146
La Mirada	103
La Puente	68
Norwalk	104
Pico Rivera	119
Rosemead	147
San Dimas	132
Santa Fe Springs	105
South El Monte	148
Temple City	149
Walnut	69
Case Assignments	
Adult Detectives	
Juvenile Detectives	
Division Totals	50
Stations	
Altadena	58
City of Industry	70
Crescenta Valley	82
East Los Angeles	92
Norwalk	106
Pico Rivera	120
San Dimas	133
Temple	150
Seven Major Offenses by Reporting District	
Stations	
Altadena	59
City of Industry	71
Crescenta Valley	83
East Los Angeles	93
Norwalk	107
Pico Rivera	121
San Dimas	134
Temple	151

TABLE OF CONTENTS - CONTINUED

CHAPTER III - PATROL DIVISION EAST - (CONTINUED)	PAGE
Seven Major Offenses Cleared	51
Division Total	60
Stations	60
Altadena	73
City of Industry	84
Crescenta Valley	94
East Los Angeles	109
Norwalk	122
Pico Rivera	135
San Dimas	153
Temple	153
Unincorporated Area	73
City of Industry Station	94
East Los Angeles Station	109
Norwalk Station	122
Pico Rivera Station	135
San Dimas Station	153
Temple Station	153
Contract Cities	153
Bradbury	135
Citrus College	94
City of Commerce	73
City of Industry	153
Duarte	109
La Mirada	73
La Puente	109
Norwalk	122
Pico Rivera	154
Rosemead	135
San Dimas	109
Santa Fe Springs	154
South El Monte	154
Temple City	73
Walnut	73
Stolen and Recovered Property	51
Division Total	60
Stations	60
Altadena	73
City of Industry	84
Crescenta Valley	94
East Los Angeles	109
Norwalk	122
Pico Rivera	135
San Dimas	154
Temple	154
Traffic Accident and Enforcement Summary	52
Division Total	54
Stations	54
Altadena	74
City of Industry	78
Crescenta Valley	95
East Los Angeles	110
Norwalk	123
Pico Rivera	136
San Dimas	155
Temple	155

TABLE OF CONTENTS - CONTINUED

CHAPTER III - PATROL DIVISION EAST - (CONTINUED)	PAGE
Traffic Accident and Enforcement Summary	
Unincorporated Area	
City of Industry Station	74
East Los Angeles Station	95
Norwalk Station	110
Pico Rivera Station	123
San Dimas Station	136
Temple Station	155
Contract Cities	
Bradbury	157
Citrus College	137
City of Commerce	95
City of Industry	75
Duarte	157
La Mirada	111
La Puente	75
Norwalk	111
Pico Rivera	123
Rosemead	156
San Dimas	137
Santa Fe Springs	111
South El Monte	157
Temple City	156
Walnut	74
Aero Bureau	158
Special Enforcement Bureau	159
Emergency Service Detail	160
CHAPTER IV - PATROL DIVISION WEST	
Organization Chart	161
Personnel Assignments	163
Reporting District Map	
Stations	
Antelope Valley	173
Firestone	185
Lakewood	201
Lennox	221
Malibu	243
Santa Clarita Valley	255
West Hollywood	263
Synopsis	
Division	166
Stations	
Antelope Valley	174
Firestone	186
Lakewood	202
Lennox	222
Malibu	244
Santa Clarita Valley	256
West Hollywood	264

TABLE OF CONTENTS - CONTINUED

CHAPTER IV - PATROL DIVISION WEST - (CONTINUED)	PAGE
Graphs	
Crime Rate - Seven Major Offenses	167
Division Total	175
Stations	
Antelope Valley	187
Firestone	203
Lakewood	223
Lennox	245
Malibu	257
Santa Clarita Valley	265
West Hollywood	
Graphs	
Most Frequent Cases Handled	
Most Frequent Arrests	
Cases Handled by Location	168
Division Totals	176
Stations	
Antelope Valley	188
Firestone	204
Lakewood	224
Lennox	246
Malibu	258
Santa Clarita Valley	266
West Hollywood	
Cases Handled	
Adults Arrested	
Juveniles Arrested	169
Division Totals	177
Stations	
Antelope Valley	189
Firestone	205
Lakewood	225
Lennox	247
Malibu	259
Santa Clarita Valley	267
West Hollywood	
Unincorporated Area	178
Antelope Valley Station	190
Firestone Station	206
Lakewood Station	226
Lennox Station	248
Malibu Station	
Contract Cities	207
Artesia	227
Avalon	208
Bellflower	191
Carson	209
Cerritos	192
Cudahy	210
Hawaiian Gardens	249
Hidden Hills	211
Lakewood	228
Lawndale	229
Lomita	230
Marina Del Rey	179
Palmdale	212
Paramount	231
Rancho Palos Verdes	232
Rolling Hills	233
Rolling Hills Estates	

TABLE OF CONTENTS - CONTINUED

CHAPTER IV - PATROL DIVISION WEST - (CONTINUED)	PAGE
Case Assignments	
Adult Detectives	
Juvenile Detectives	
Division Totals	170
Stations	
Antelope Valley	180
Firestone	193
Lakewood	213
Lennox	234
Malibu	250
Santa Clarita Valley	260
West Hollywood	268
Seven Major Offenses by Reporting District	
Stations	
Antelope Valley	181
Firestone	194
Lakewood	214
Lennox	235
Malibu	251
Santa Clarita Valley	261
West Hollywood	269
Seven Major Offenses Cleared	
Division Total	171
Stations	
Antelope Valley	183
Firestone	197
Lakewood	216
Lennox	237
Malibu	252
Santa Clarita Valley	262
West Hollywood	270
Unincorporated Area	
Antelope Valley Station	183
Firestone Station	197
Lakewood Station	216
Lennox Station	237
Malibu Station	252
Contract Cities	
Artesia	216
Avalon	238
Bellflower	216
Carson	197
Cerritos	217
Cudahy	197
Hawaiian Gardens	217
Hidden Hills	252
Lakewood	217
Lawndale	237
Lomita	237
Marina Del Rey	238
Palmdale	183
Paramount	217
Rancho Palos Verdes	238
Rolling Hills	238
Rolling Hills Estates	238

TABLE OF CONTENTS - CONTINUED

	PAGE
CHAPTER IV - PATROL DIVISION WEST - (CONTINUED)	
Stolen and Recovered Property	171
Division Total	183
Stations	197
Antelope Valley	217
Firestone	238
Lakewood	252
Lennox	262
Malibu	270
Santa Clarita Valley	
West Hollywood	
Traffic Accident and Enforcement Summary	172
Division Total	184
Stations	198
Antelope Valley	218
Firestone	239
Lakewood	253
Lennox	256
Malibu	264
Santa Clarita Valley	
West Hollywood	
Unincorporated Area	184
Antelope Valley Station	198
Firestone Station	218
Lakewood Station	239
Lennox Station	253
Malibu Station	
Contract Cities	219
Artesia	240
Avalon	219
Bellflower	199
Carson	218
Cerritos	199
Cudahy	220
Hawaiian Gardens	253
Hidden Hills	219
Lakewood	240
Lawndale	241
Lomita	241
Marina Del Rey	184
Palmdale	220
Paramount	241
Rancho Palos Verdes	240
Rolling Hills	239
Rolling Hills Estates	
CHAPTER V - DETECTIVE DIVISION	
Organization Chart	271
Personnel Assignments	272
Case Assignments	275
Division Total	275
Bureaus	275
Homicide	275
Narcotic	275
Vice	
Detective Services	277
Total	277
Fugitive/Warrant Detail	277
Special Units Detail	

TABLE OF CONTENTS - CONTINUED

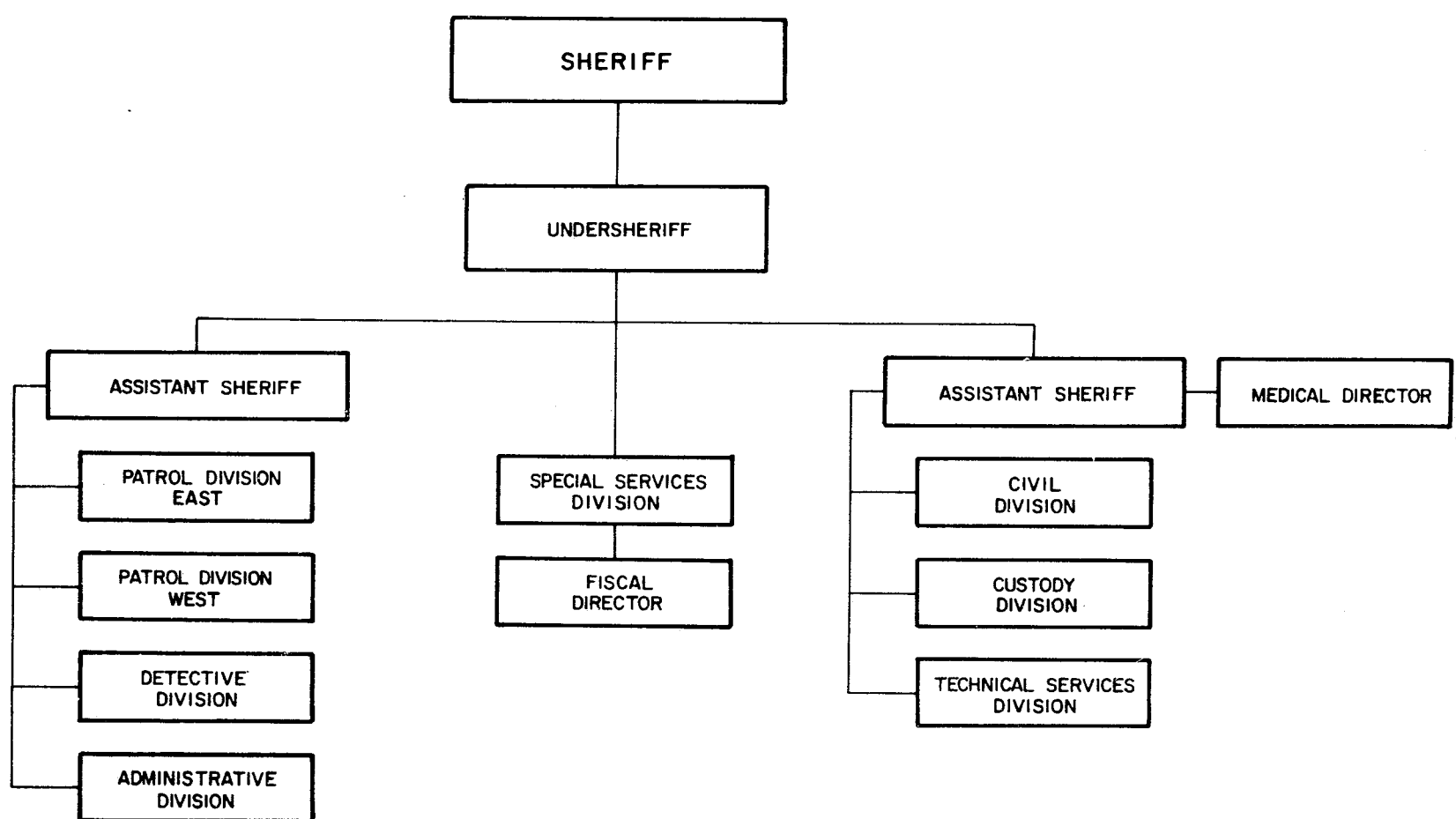
	PAGE
CHAPTER V - DETECTIVE DIVISION - (CONTINUED)	
Major Crimes	
Total	279
Arson and Explosive Detail	279
Auto Theft Detail	280
Burglary Detail	279
Forgery and Fraud Detail	280
Robbery Detail	280
Strategic Support Detail	
Projections and Percent Change	281
Graphs	
Headquarters Detective Bureaus	274
Detective Services Bureau	276
Major Crimes Bureau	278
Work Load Statistics	
Bureaus	
Homicide	282
Metropolitan	283
Narcotic	284
Major Crimes	
Arson and Explosives Detail	289
Auto Theft Detail	287
Burglary Detail	289
Forgery and Fraud Detail	287
Robbery Detail	288
Strategic Support Detail	290
Detective Services	
Fugitive and Warrant Detail	291
Special Units Detail	292
Identi-Kit Unit	293
Vice	
Vice Detail	294
License Detail	295
CHAPTER VI - ADMINISTRATIVE DIVISION	
Organization Chart	297
Personnel Assignments	298
Bureaus	
Personnel	
Career Services Section	302
Employee Relations Section	302
Pre-Employment Investigation Section	301
Recruitment and Examination Section	303
Staffing and Operations Sections	300
Research and Development	308
Reserve Forces	307
Training	304
CHAPTER VII - TECHNICAL SERVICES DIVISION	
Organization Chart	309
Personnel Assignments	311

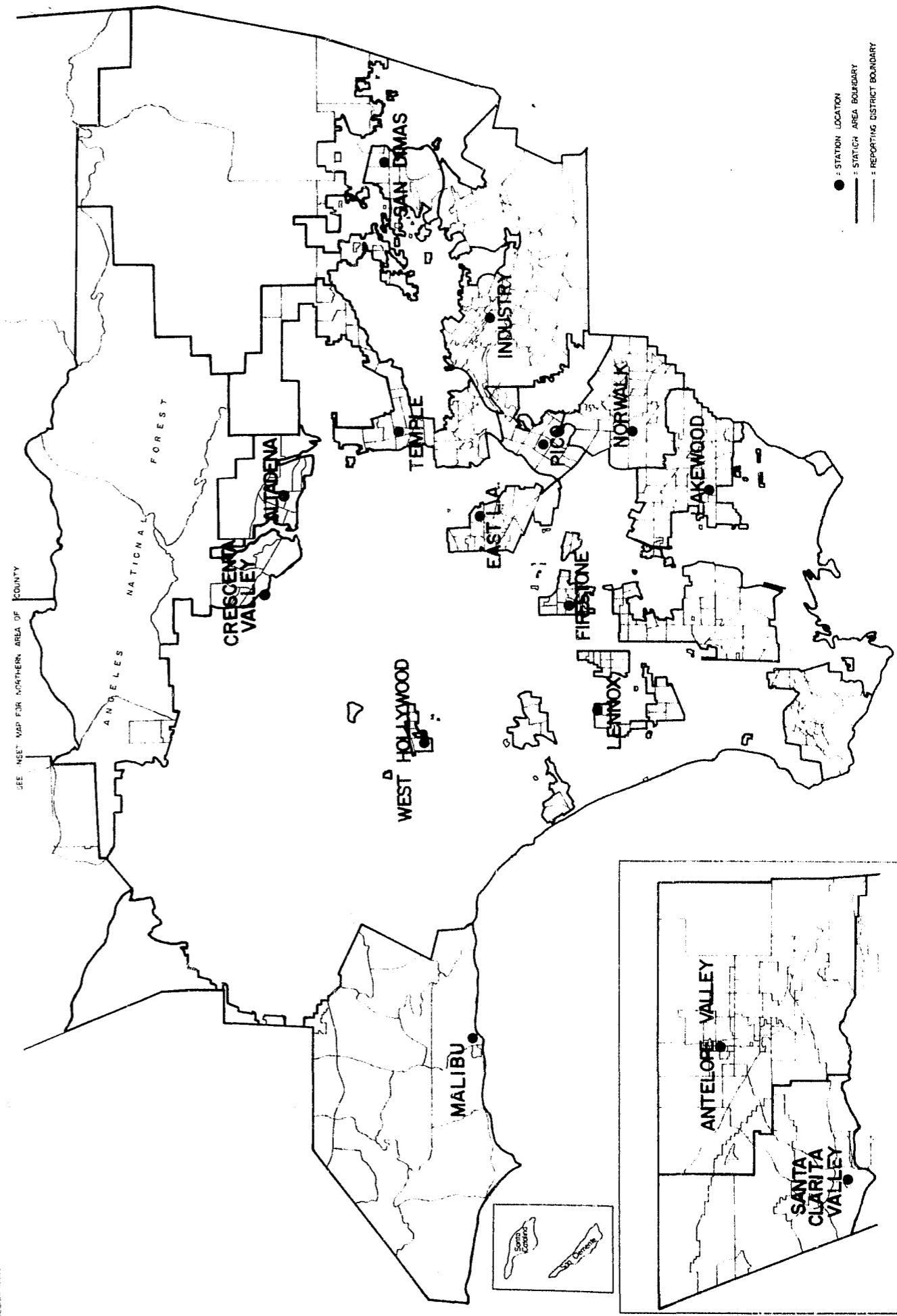
TABLE OF CONTENTS - CONTINUED

	PAGE
CHAPTER VII - TECHNICAL SERVICES DIVISION - (CONTINUED)	
Bureaus	318
Management Staff Services	315
Scientific Services - Criminalistics Laboratory	317
Scientific Services - Identification Section	317
Scientific Services - Photographic Laboratory	319
Records	313
Transportation	
CHAPTER VIII - CUSTODY DIVISION	
Organization Chart	321
Personnel Assignments	323
Daily Average Number of Inmates in Custody	328
Graph	329
Daily Average Number of Inmates in Custody	
Jail Bookings by Charge, Sex, and Age	330
Mira Loma	334
Inmate Placement Unit	335
Cash and Bond Transactions - Central Jail and Sybil Brand	335
Central Jail	336
Sybil Brand Institute	336
Wayside Honor Rancho - Production	337
CHAPTER IX - SPECIAL SERVICES DIVISION	
Organization Chart	339
Personnel Assignments	340
Department Budgets	342
Community Relations Bureau	343
Industrial Relations Bureau	344
Information Bureau	343
CHAPTER X - CIVIL DIVISION	
Organization Chart	345
Personnel Assignments	346
Types of Processes Served	347
Financial Statement	348
INDEX	349

Chapter I

DEPARTMENT SYNOPSIS

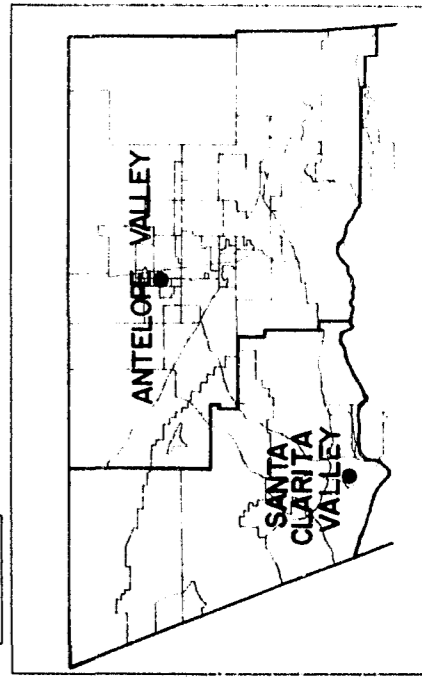




LOS ANGELES COUNTY SHERIFF'S DEPARTMENT
STATION BOUNDARIES

SEE INSET MAP FOR NORTHERN AREA OF COUNTY

- STATION LOCATION
- - - STATION AREA BOUNDARY
- REPORTING DISTRICT BOUNDARY



DEPARTMENT

SALARY ORDINANCE POSITIONS FOR 1973-74

NUMBER	TITLE	NUMBER	TITLE
4	Accountant II	12	Head Cook
3	Accountant III	1	Head Dairyman
1	Account Clerk I	1	Head Driver Training Center
14	Account Clerk II	1	Head Fingerprint Identifier
1	Accounting Officer II	1	Head Tabulating Machine Operator
1	Accounting Officer III	2	Heavy Truck Driver
2	Accounting Technician I	6	Helicopter Mechanic
1	Accounting Technician II	1	Helicopter Mechanic Foreman
3	Administrative Assistant II	23	Inspector
1	Administrative Assistant III	2	Institutional Gardening Foreman
1	Administrative Steward	1	Institutional Gardening Manager
1	Assistant Farm Manager	10	Intermediate Cashier
1	Assistant Jail Stores Manager	73	Intermediate Clerk
1	Assistant Medical Director I, M.D.	3	Intermediate Food Service Worker
2	Assistant Nursing Director	4	Intermediate Sales Clerk
16	Assistant Payroll Clerk	301	Intermediate Stenographer
2	Assistant Sheriff	1	Intermediate Stenographer, Grant Funded
2	Bookkeeping Machine Operator	14	Intermediate Stenographic Secretary
6	Camp Clerk	6	Intermediate Supervising Clerk
54	Captain	10	Intermediate Supervising Typist-Clerk
27	Cashier	3	Intermediate Tabulating Machine Operator
13	Cashier-Clerk	296	Intermediate Typist-Clerk
1	Chief Clerk	29	Intermediate Typist-Clerk, As Needed
1	Chief Clinical Lab Technologist II	39	Intermediate Typist-Clerk, Grant Funded
3	Chief Cook	1	Interpreter
1	Chief, Teletype Operations Clerk	1	Interpreter, Non-Competitive
2	Clinical Laboratory Technologist I	2	Inventory Control Assistant I
4	Clinical Laboratory Technologist II	2	Inventory Control Assistant II
1	Combination Truck Driver	12	Jail Elevator Operator
8	Communications Coordinator	69	Jail Nurse
1	Corrections Officer	2	Jail Nurse, As Needed
239	Criminalist I	1	Jail Stores Manager
3	Criminalist II	1	Job Printer
25	Criminalist III	5	Key Punch Operator
4	Crossing Guard	1	Laboratory Assistant I
32	Custodian	7	Laundry Supervisor I
7	Custodian Working Foreman	1	Laundry Supervisor II
4	Darkroom Attendant	1	Laundry Supervisor III
2	Dental Assistant	249	Lieutenant
1	Dentist, 1/2 Time	1	Lieutenant, Grant Funded
2	Dentist, 2/3 Time	1	Light Vehicle Driver
1	Department Facilities Planner I	1	Linen Room Supervisor II
957	Deputy Sheriff I	8	Matron
1	Deputy Sheriff I, Monthly Temporary	39	Matron, As Needed
849	Deputy Sheriff II	1	Medical Director, M.D.
2022	Deputy Sheriff III	1	Medical Records Supervisor I
692	Deputy Sheriff IV	4	Medical Stenographer
9	Deputy Sheriff IV, Grant Funded	1	Medical Transcriber-Typist
2800	Deputy Sheriff, As Needed, Non-Competitive	8	Medium Truck Driver
201	Detective Sergeant	1	Nurseryman
1	Dietitian I	23	Nursing Assistant
1	Director of Administrative and Fiscal Services	5	Nursing Attendant II
1	Director of Nursing	1	Nursing Instructor I
8	Division Chief	1	Offset Duplicator Operator
1	Equipment Maintenance Foreman	1	Offset Press Supervisor I
1	Executive Secretary	7	Payroll Clerk
14	Farm Foreman	11	Personal Property Custodian
1	Farm Manager	1	Personal Property Worker
31	Fingerprint Clerk	14	Pharmacist
1	Fiscal Officer II	2	Photographer I
1	General Services Manager I	12	Photographer II
1	Graphic Arts Coordinator	2	Physician III, M.D.
1	Head Baker	1	Physician III, M.D., 1/2 Time
3	Head Clerk	1	Power Equipment Operator
		1	Power Equipment Repairman Working Foreman

DEPARTMENT

SALARY ORDINANCE POSITIONS FOR 1973-74 - CONTINUED

NUMBER	TITLE	NUMBER	TITLE
1	Printer Helper	10	Storekeeper II
2	Procurement Aid	55	Student Worker
1	Procurement Assistant II	7	Supervising Clerk
1	Public Information Assistant	1	Supervising Criminalist
54	Radiotelephone Operator	4	Supervising Fingerprint Clerk
7	Rehabilitation Counselor I	27	Supervising Jail Nurse I
5	Rehabilitation Counselor II	8	Supervising Jail Nurse II
20	Sales Clerk	1	Supervising Payroll Clerk
4	Senior Baker	1	Supervising Personal Property Custodian
2	Senior Butcher	2	Supervising Personal Property Worker
1	Senior Cashier	1	Supervising Power Equipment Operator
127	Senior Clerk	5	Supervising Radiotelephone Operator
2	Senior Clinical Laboratory Technologist	1	Supervising Statistical Analyst
64	Senior Cook	13	Supervising Stenographer I
1	Senior Dentist, 2/3 Time	7	Supervising Stenographer II
1	Senior Departmental Personnel Assistant	1	Supervising Steward
3	Senior Farm Foreman	5	Supervising Teletype Operator
2	Senior Helicopter Mechanic	12	Supervising Typist-Clerk
8	Senior Laundry Worker	1	Supervising X-Ray Technician I
1	Senior Personal Property Custodian	1	Supervising X-Ray Technician II
1	Senior Pharmacist	1	Supervisor, Sheriff's Criminalistics Lab
1	Senior Sales Clerk	4	Tabulating Machine Operator
1	Senior Statistical Clerk	12	Teletype Operator
18	Senior Stenographer	3	Transcriber Typist
4	Senior Stenographic Secretary	20	Typist-Clerk
12	Senior Typist-Clerk	1	Undersheriff (Unclassified)
5	Senior Washerman	1	Undersheriff's Field Deputy
732	Sergeant	1	Variotype Operator
1	Sergeant, 1/4 Time	3	Visiting Physician, M.D., As Needed
1	Sheriff (Unclassified)	1	Vocational Rehabilitation Supervisor I
1	Staff Assistant I	3	Vocational Workshop Instructor
2	Statistical Clerk	3	Washroom Supervisor
9	Stenographer	6	X-Ray Technician I
5	Stenographic Reporter	2800	Deputy Sheriff, Reserves
58	Stenographic Secretary	7300	Deputy Sheriff, As Needed, Without Compensation
6	Steward		
6	Store Helper	75	Keeper, Non-Competitive
6	Storekeeper I	10	Member of Vocational Training and Inspection Commission
		1	Volunteer Worker, Without Compensation

DEPARTMENT TOTAL

SYNOPSIS

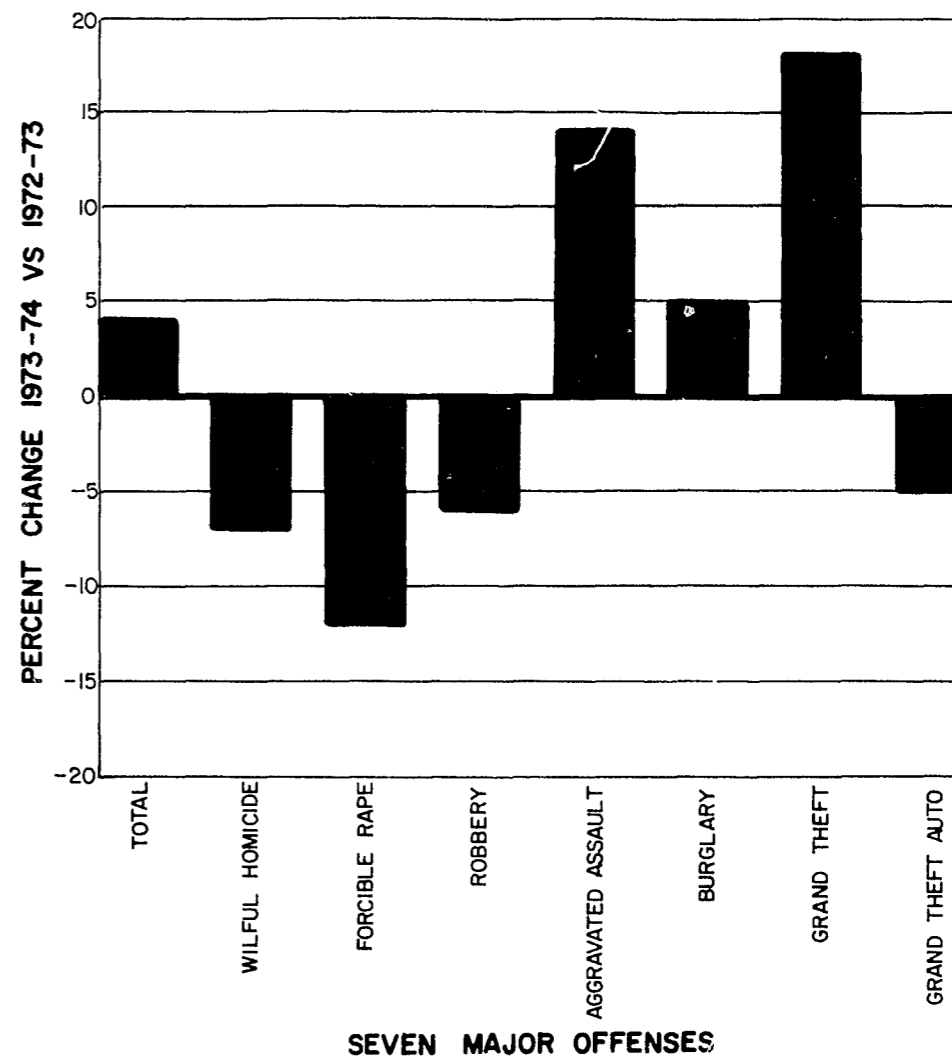
	FISCAL YEAR 1973-74	FISCAL YEAR 1972-73	PERCENT CHANGE	PROJECTION 1974-75
SEVEN MAJOR OFFENSES Crime Rate per 10,000 Population	368.70	353.47	+ 4	-
NUMBER OF CASES HANDLED				210
Criminal Homicide	185	197	- 6	775
Forcible Rape	692	777	-11	4215
Robbery	3773	3974	- 5	9570
Aggravated Assault	8912	7706	+16	36500
Burglary	35526	33463	+ 6	6035
Grand Theft	5960	4998	+19	12350
Grand Theft Auto	11003	11372	- 3	
TOTAL CASES HANDLED	225569	212667	+ 6	230425
ADULTS ARRESTED	67297	57019	+18	68875
JUVENILES ARRESTED	30620	27624	+11	30600
CASE ASSIGNMENTS TO ADULT DETECTIVES	156831	148612	+ 6	N. C.
CASE ASSIGNMENTS TO JUVENILE DETECTIVES	61544	58672	+ 5	N. C.
TRAFFIC				N. C.
Total Citations	310548	280215	+11	N. C.
Total Accidents	8674	8589	+ 1	
JAIL BOOKINGS	213584	201402	+ 6	221370

PERCENTAGE CHANGES BY STATION AREA

STATION AREA	CASES HANDLED	ADULTS ARRESTED	JUVENILES ARRESTED
Firestone	- 6	+12	- 2
East Los Angeles	- 8	+32	+ 1
Lennox	+ 3	+32	+11
Norwalk	+ 6	+26	+16
Temple	+11	+37	+37
Santa Clarita Valley	+ 2	+33	+12
Altadena	- 3	- 2	-14
San Dimas	+ 7	+13	+10
West Hollywood	-	+17	- 9
Malibu	+23	+59	+ 3
Antelope Valley	+11	+26	+22
Crescenta Valley	+ 8	+ 5	+39
Lakewood	+ 8	+14	+18
City of Industry	+ 8	+34	+ 8
Pico Rivera	+ 5	+39	+ 7

CRIME RATE

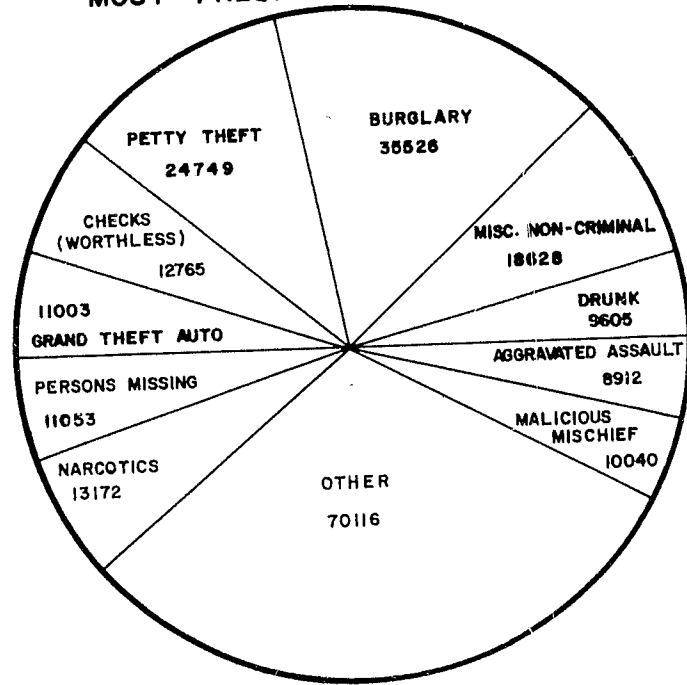
DEPARTMENT TOTAL



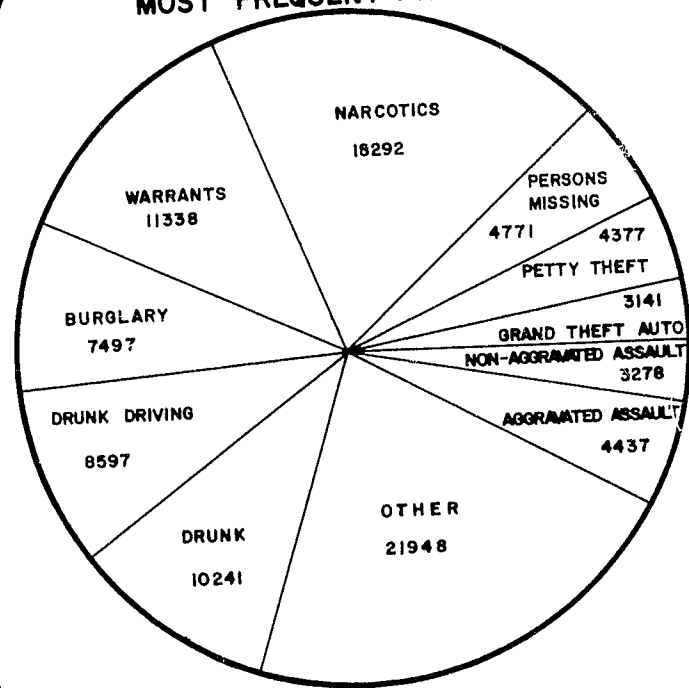
	AREA IN SQUARE MILES	POPULATION			CRIME RATE PER 10,000 SEVEN MAJOR OFFENSES		
		1973-74	1972-73	% CHANGE	1973-74	1972-73	% CHANGE
TOTAL AREA	3187.85	1,791,435	1,767,841	+ 1	368.70	353.47	+ 4
UNINCORPORATED AREA	2971.78	1,002,569	1,025,738	- 2	384.12	368.56	+ 4
CONTRACT CITIES	216.07	788,866	742,103	+ 6	346.23	332.60	+ 4

DEPARTMENT TOTAL

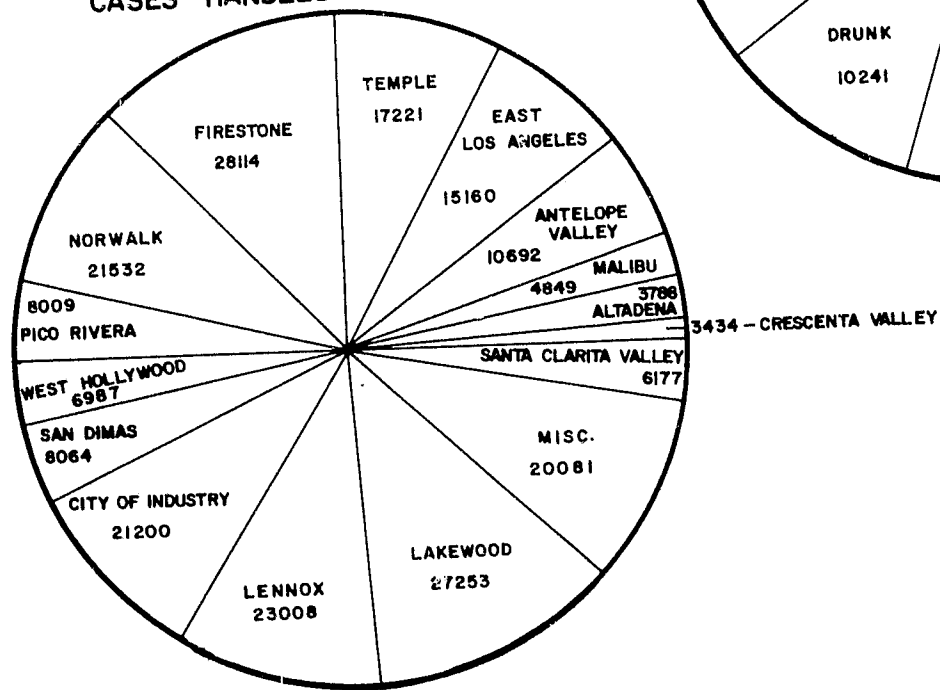
MOST FREQUENT CASES HANDLED



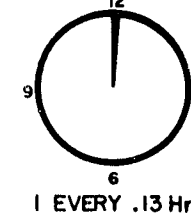
MOST FREQUENT ARRESTS



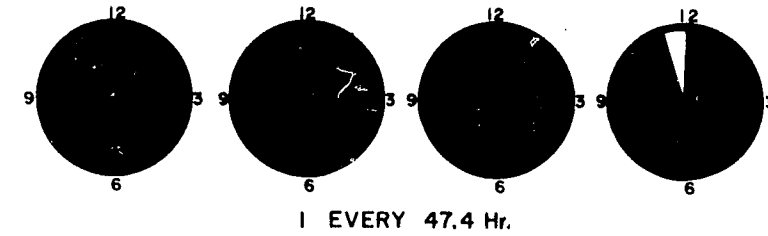
CASES HANDLED BY LOCATION



TOTAL 7 MAJOR OFFENSES



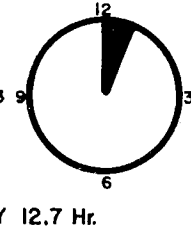
WILFUL HOMICIDE



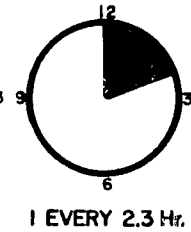
FORCIBLE RAPE




ROBBERY



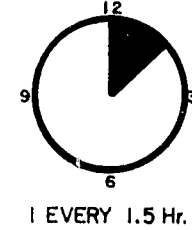
AGGRAVATED ASSAULT



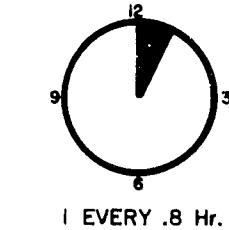
BURGLARY



GRAND THEFT

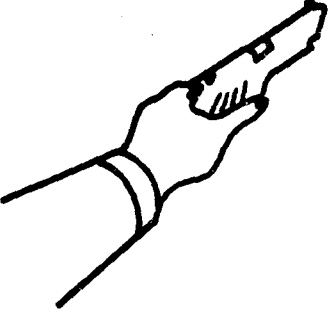




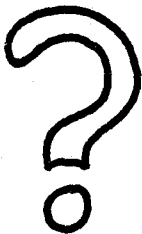


GRAND THEFT AUTO

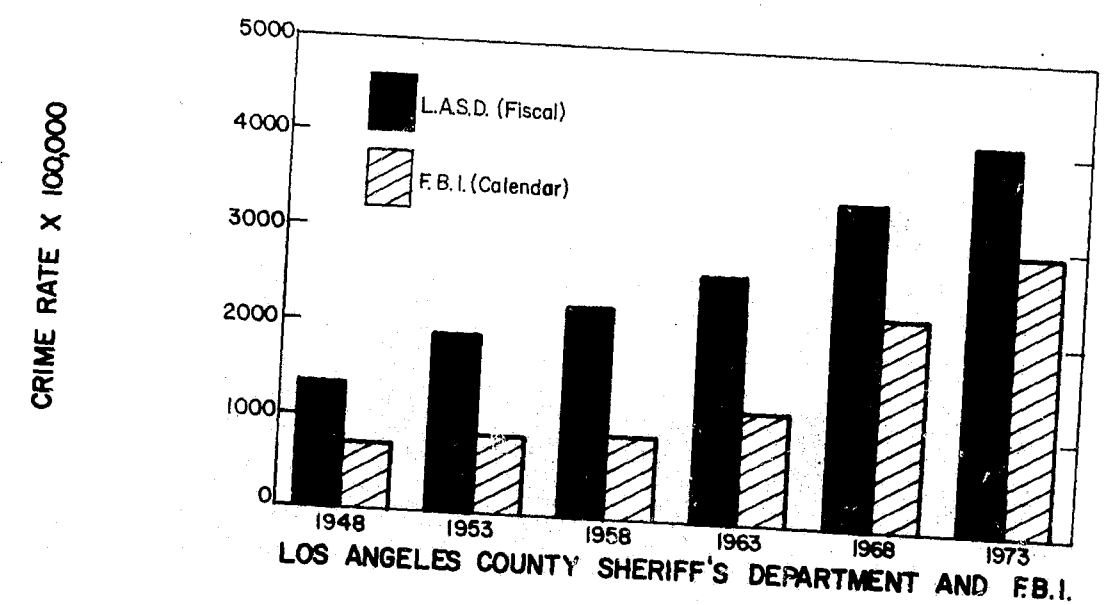
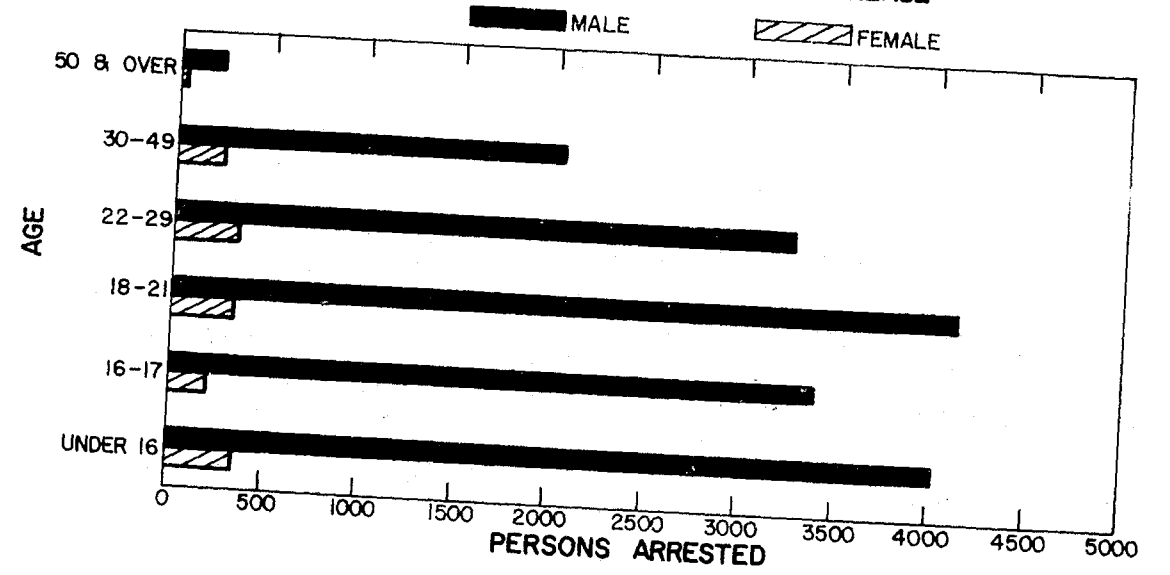
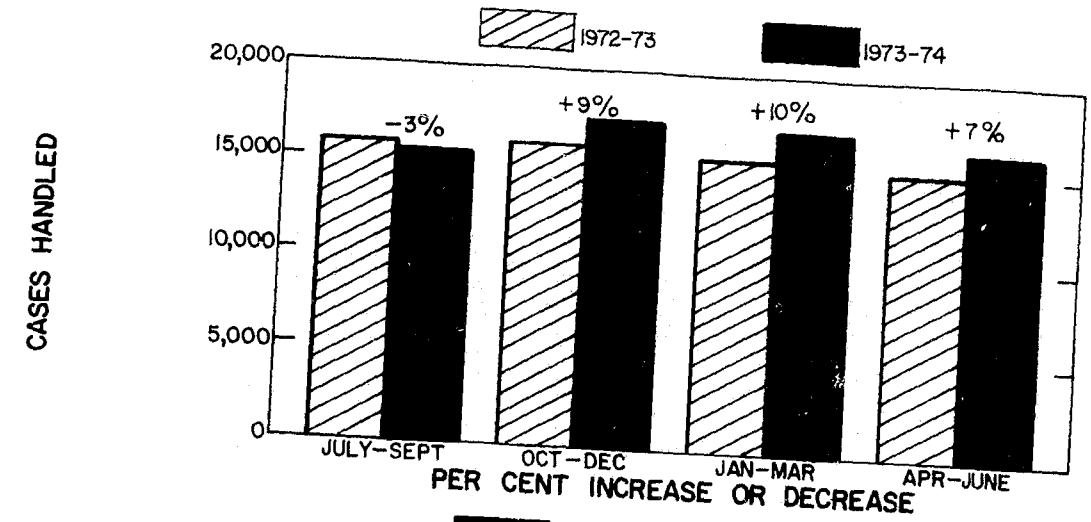


LOS ANGELES COUNTY SHERIFF'S DEPARTMENT
CRIMINAL ACTIVITY CLOCKS

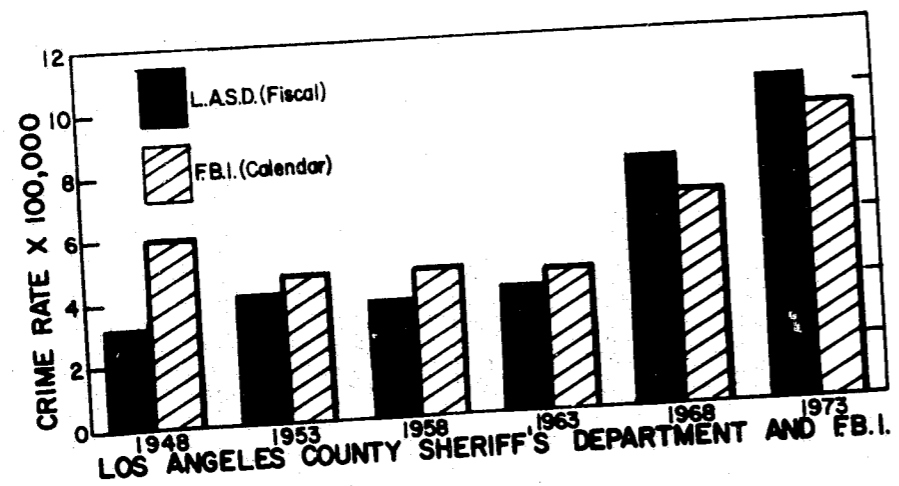

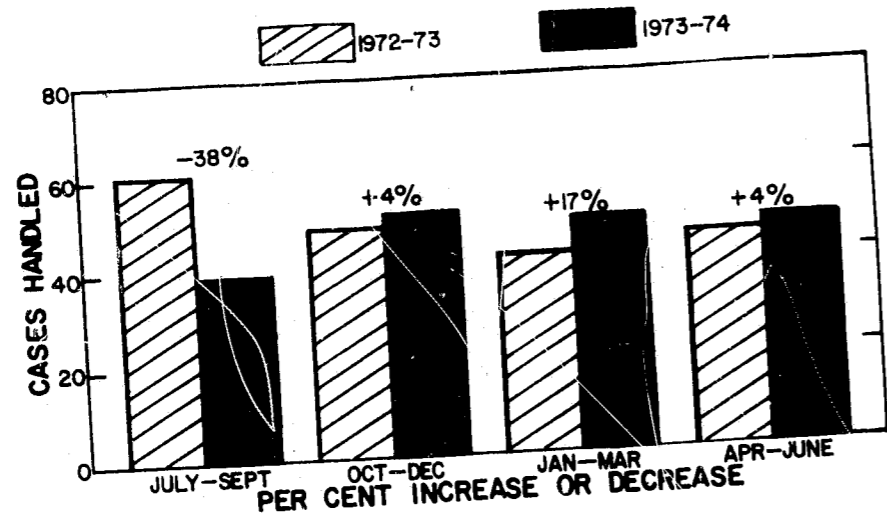
WILLFUL HOMICIDE

WEAPON USED	INCIDENT TYPE
 HAND GUN 53.6%	1. FELONY 21.9%
 RIFLE - SHOTGUN 10.9%	2. FIGHT / ARGUMENT 33.3%
 KNIFE 20.2%	3. FAMILY ARGUMENT 20.8%
 BLUNT INSTRUMENT 3.8%	4. MISCELLANEOUS & UNKNOWN 19.1%
 FORCE WITHOUT WEAPONS 4.9%	5. LOVERS QUARREL 2.7%
 MISCELLANEOUS 6.6%	6. CHILD ABUSE & NEGLECT 1.6%
	7. OFFICERS KILLED 0
	8. PLAYING WITH GUN 0.6%

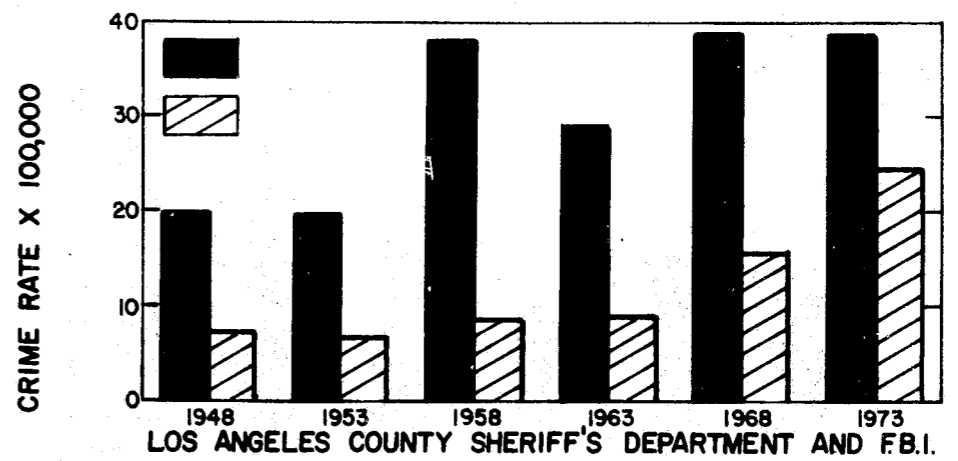
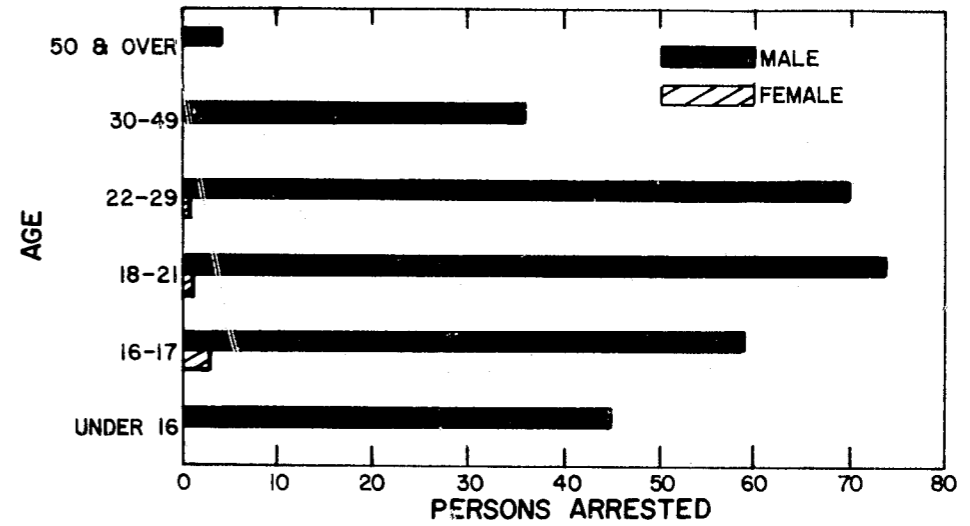
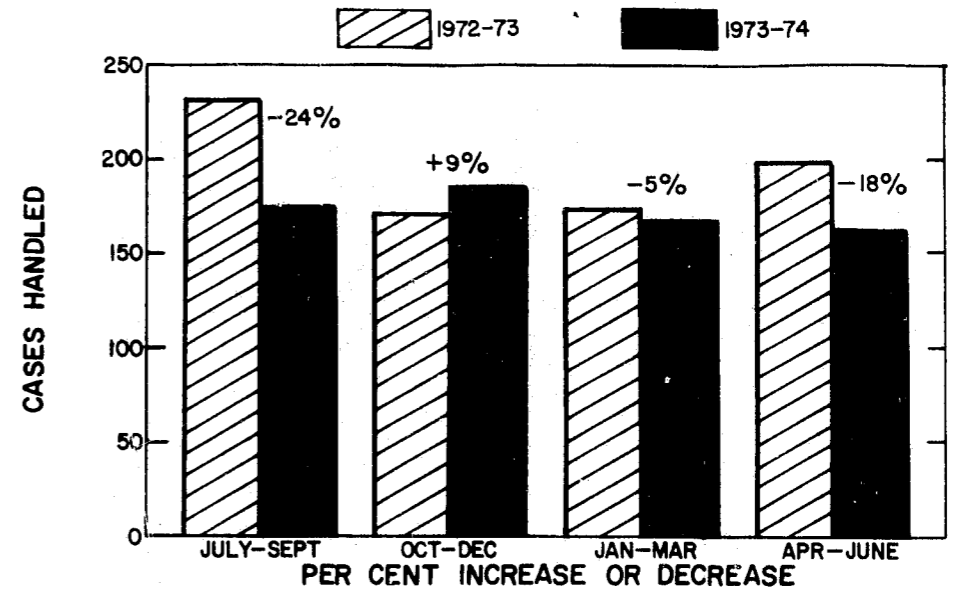
SEVEN MAJOR OFFENSES TOTAL



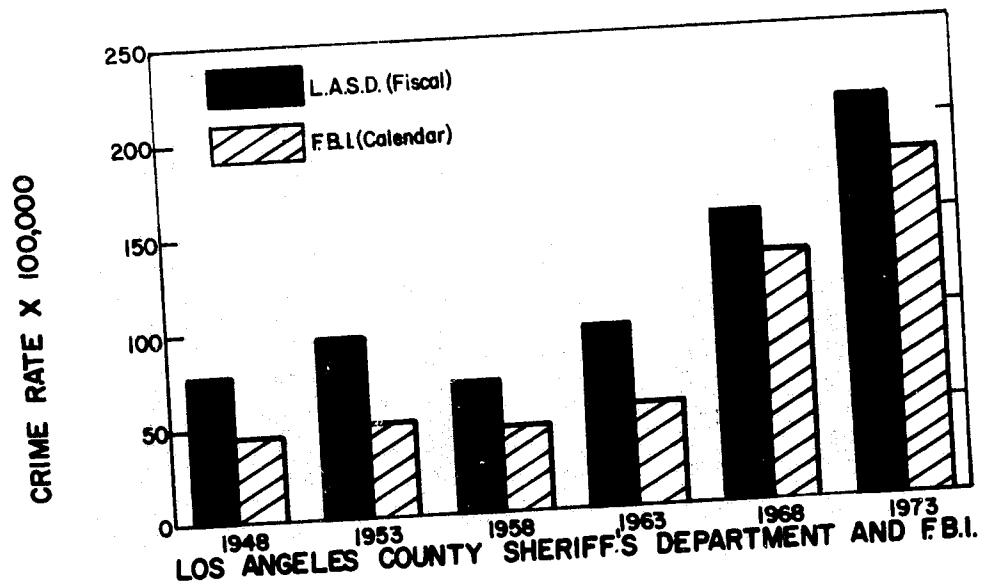
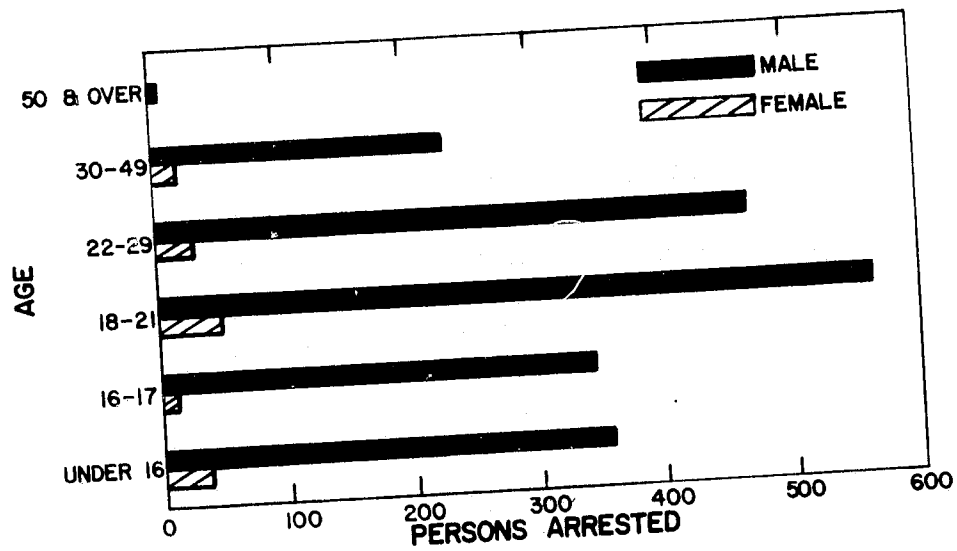
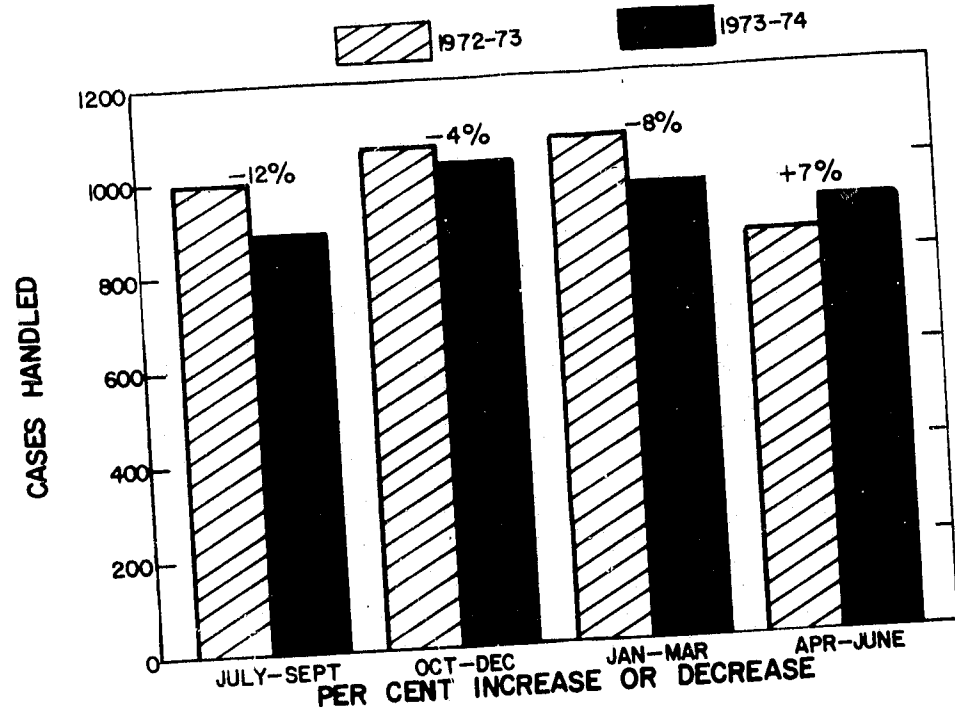
WILLFUL HOMICIDE



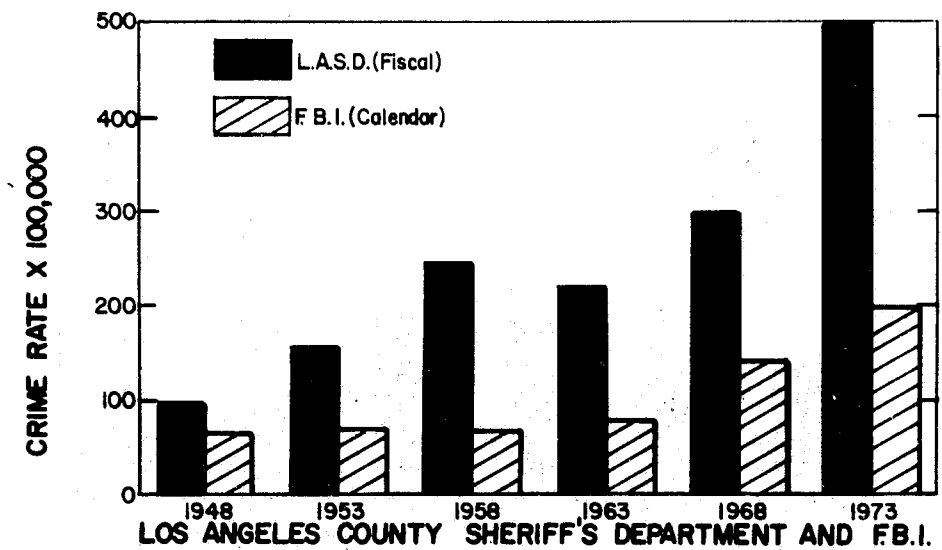

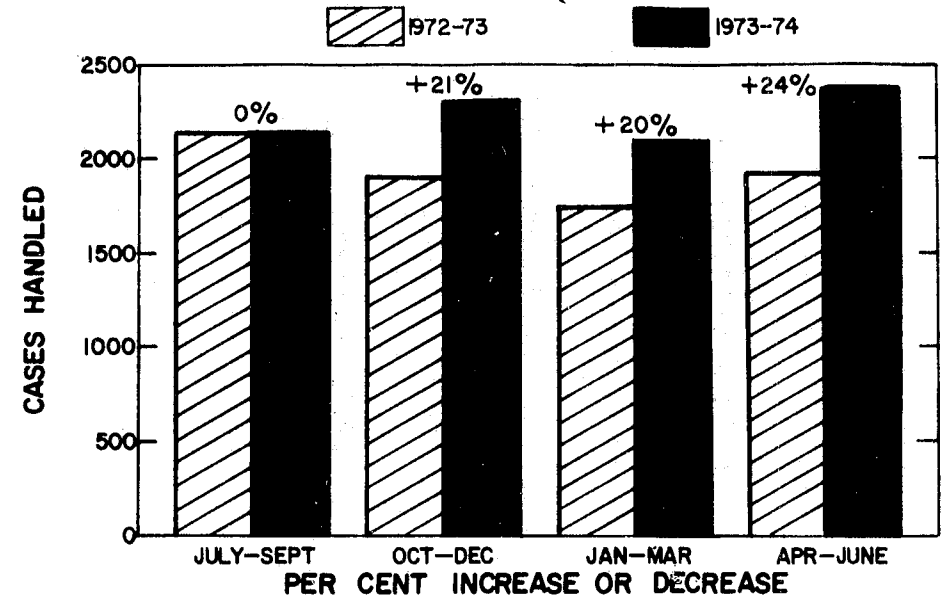
FORCIBLE RAPE

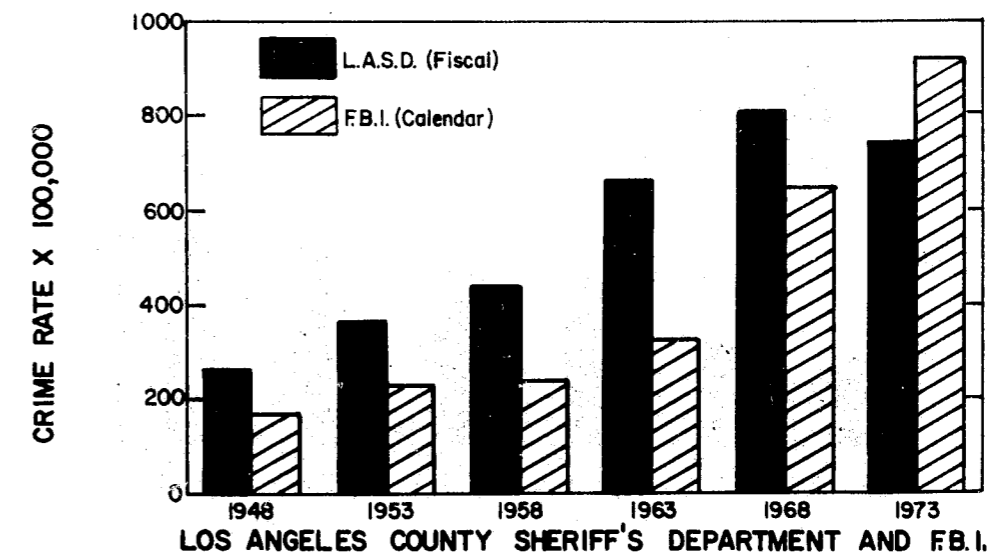

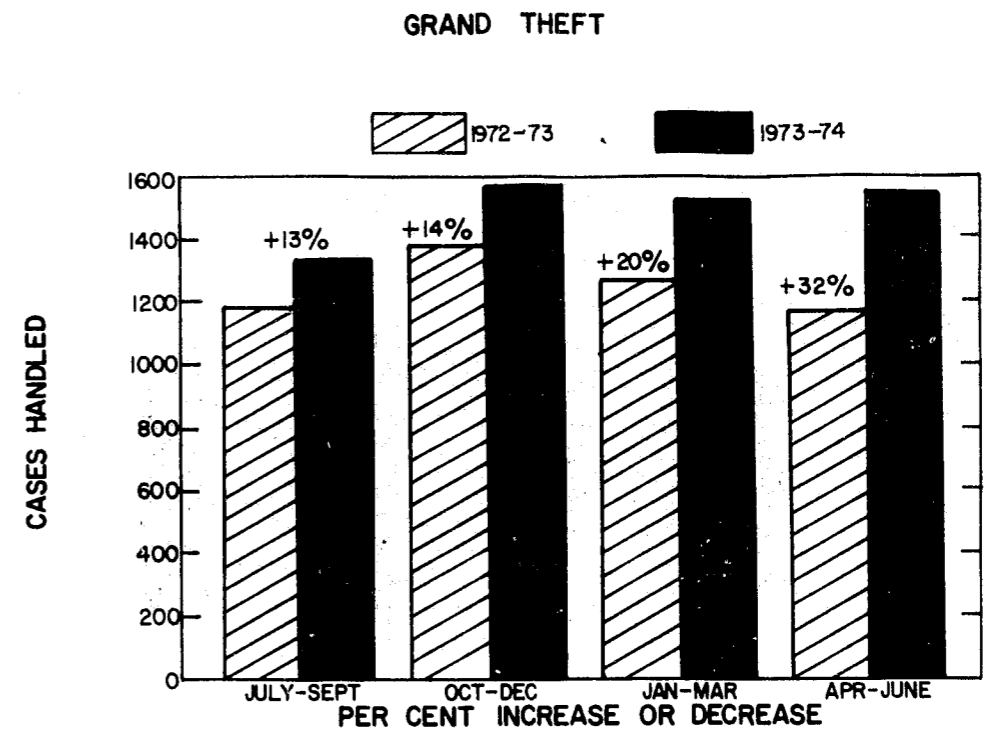
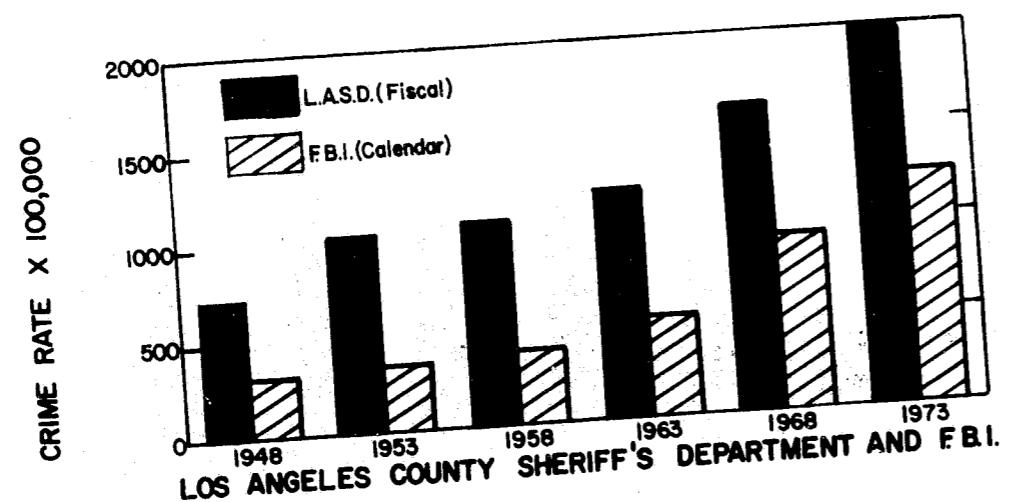
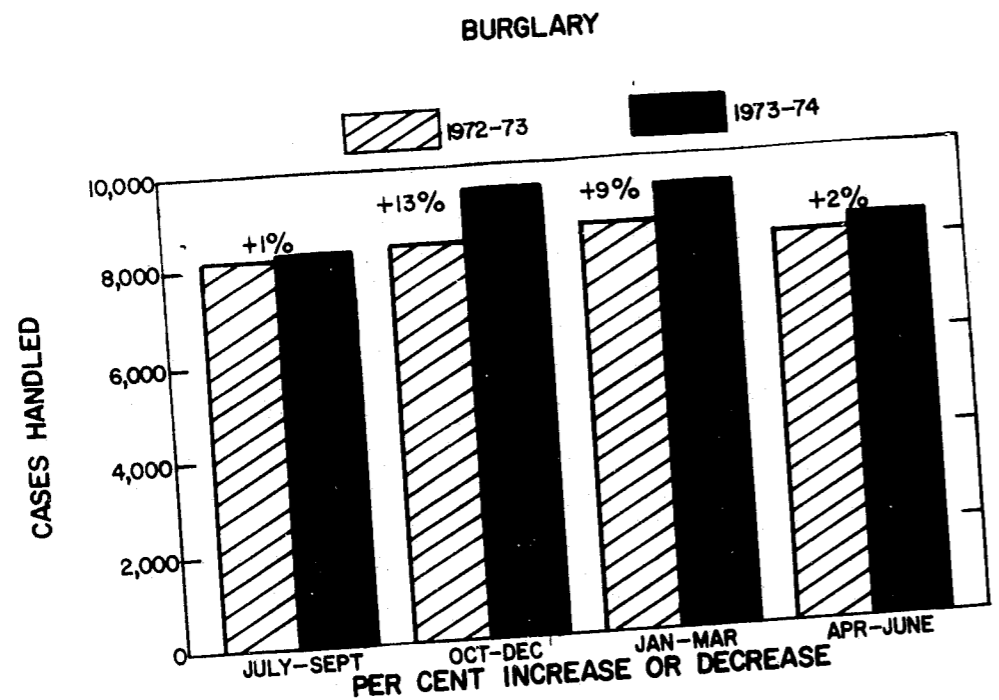


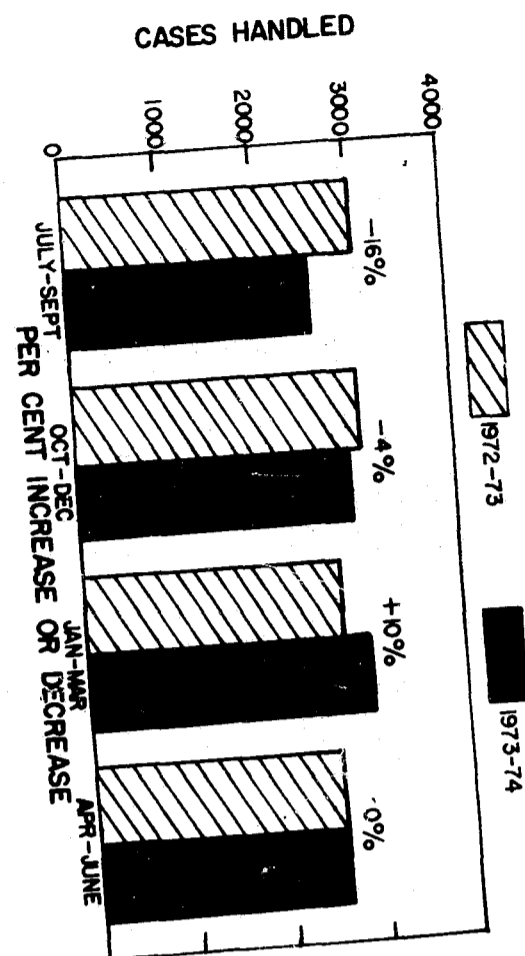
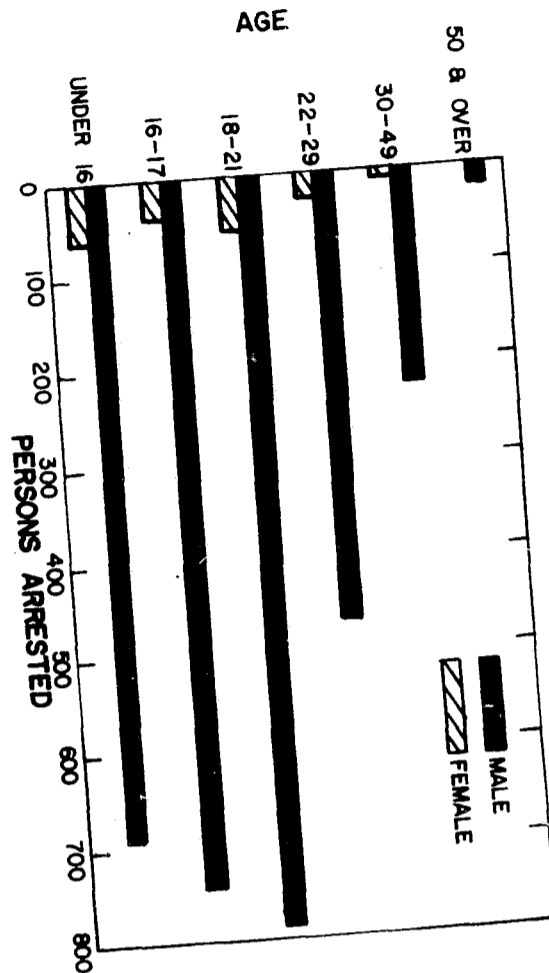

ROBBERY



AGGRAVATED ASSAULT







GRAND THEFT AUTO

SEVEN MAJOR OFFENSES

FIVE-YEAR AND TEN-YEAR CRIME RATE COMPARISONS PER 10,000 POPULATION

	WILFUL HOMICIDE			FORCIBLE RAPE			ROBBERY		
	1973-74	1968-69	1963-64	1973-74	1968-69	1963-64	1973-74	1968-69	1963-64
DEPARTMENT TOTAL	1.03	.79	.39	3.86	3.87	2.92	21.06	15.20	9.61
STATIONS									
Altadena	.23	.89	.23	3.75	3.32	.69	12.41	13.29	4.83
Antelope Valley	.68	.54	.86	1.59	1.49	2.00	7.40	3.11	2.86
City of Industry	.30	.36	.21	1.88	4.41	2.97	10.66	6.97	2.28
Crescenta Valley	.49	.22	.48	1.96	1.32	1.21	4.40	2.41	.72
East Los Angeles	1.85	.60	.40	4.49	4.88	3.60	22.29	20.97	14.06
Firestone	2.94	2.76	1.14	7.09	5.51	6.29	50.58	31.22	30.82
Lakewood	.60	.56	.35	3.28	2.85	1.73	17.45	11.07	5.78
Lennox	1.53	.85	.20	6.08	4.20	2.43	40.25	28.48	11.91
Malibu	.52	1.35	.63	4.94	3.38	3.79	4.94	5.41	3.79
Norwalk	.53	.24	.04	2.62	3.34	2.24	12.73	9.87	5.92
Pico Rivera*	.65	-	-	2.58	-	-	12.78	-	-
San Dimas	.61	.70	.37	2.33	2.67	2.23	6.12	2.90	1.24
Santa Clarita Valley	.35	.23	.87	4.04	1.36	4.79	5.10	4.07	3.48
Temple	.46	.43	.16	2.55	3.26	2.40	11.98	9.28	5.35
West Hollywood	1.95	.72	.75	10.04	12.00	2.75	50.47	39.36	13.74

*Included in Norwalk and Industry Stations before July, 1973.

SEVEN MAJOR OFFENSES

FIVE-YEAR AND TEN-YEAR CRIME RATE COMPARISONS PER 10,000 POPULATION - CONTINUED

	AGGRAVATED ASSAULT			BURGLARY			GRAND THEFT		
	1973-74	1968-69	1963-64	1973-74	1968-69	1963-64	1973-74	1968-69	1963-64
DEPARTMENT TOTAL	49.75	29.60	22.06	198.31	161.89	120.82	33.27	20.32	12.54
STATIONS									
Altadena	38.64	35.00	9.65	214.02	175.87	89.41	21.07	15.28	6.21
Antelope Valley	27.45	25.65	22.44	181.34	166.46	150.36	42.26	28.89	19.29
City of Industry	38.61	25.44	17.73	174.79	154.32	98.30	26.66	17.04	8.69
Crescenta Valley	20.78	9.66	3.86	121.03	85.37	60.82	16.63	7.90	5.79
East Los Angeles	87.06	49.36	35.11	165.75	174.46	136.86	34.63	25.58	16.79
Firestone	92.58	54.59	56.68	288.23	245.92	199.57	44.19	24.63	15.01
Lakewood	32.08	19.24	19.30	179.60	130.66	107.66	31.83	15.88	12.79
Lennox	53.80	31.54	18.19	269.98	192.33	140.11	33.84	22.21	14.14
Malibu	32.50	16.57	16.42	197.61	166.71	188.24	48.10	30.10	33.48
Norwalk	38.08	17.96	12.31	160.97	128.36	75.71	29.09	15.91	7.73
Pico Rivera*	53.07	-	-	130.67	-	-	23.89	-	-
San Dimas	26.94	15.66	12.63	164.43	104.60	86.66	19.22	9.05	6.07
Santa Clarita Valley	35.84	23.95	5.23	145.65	120.20	124.90	38.65	29.37	21.76
Temple	42.81	19.55	11.35	174.40	133.20	93.87	27.23	16.60	9.77
West Hollywood	60.23	43.92	14.24	333.79	284.62	225.54	89.23	60.00	34.47

*Included in Norwalk and Industry Stations before July, 1973.

SEVEN MAJOR OFFENSES

FIVE-YEAR AND TEN-YEAR CRIME RATE COMPARISONS PER 10,000 POPULATION - CONTINUED

	GRAND THEFT AUTO			TOTAL		
	1973-74	1968-69	1963-64	1973-74	1968-69	1963-64
DEPARTMENT TOTAL	61.42	52.34	40.94	368.70	284.01	209.28
STATIONS						
Altadena	29.74	34.33	23.52	319.86	277.98	134.52
Antelope Valley	45.90	22.41	24.01	306.62	248.55	221.82
City of Industry	32.78	31.40	23.17	285.68	239.94	153.35
Crescenta Valley	28.12	21.73	18.59	193.41	128.61	91.47
East Los Angeles	117.55	84.16	96.21	433.62	360.01	303.03
Firestone	115.80	103.29	75.51	601.41	467.92	385.02
Lakewood	54.02	39.37	29.37	318.86	219.63	176.98
Lennox	82.56	69.79	43.73	488.04	349.40	230.71
Malibu	34.58	33.81	34.11	323.19	257.33	280.46
Norwalk	44.30	37.98	30.44	288.32	213.66	134.39
Pico Rivera*	55.13	-	-	278.77	-	-
San Dimas	16.53	14.38	15.72	236.18	149.96	124.92
Santa Clarita Valley	38.48	24.40	27.85	268.11	203.58	188.88
Temple	43.53	34.11	12.18	302.96	216.43	135.08
West Hollywood	113.77	136.07	64.94	659.48	576.69	356.43

*Included in Norwalk and Industry Stations before July, 1973.

SHERIFF'S DEPARTMENT

GRAND TOTAL

	CASES HANDLED	ADULTS ARRESTED	JUVENILES ARRESTED
TOTAL	225569	67297	30620
Fiscal Year 1973-74	212667	57019	27624
Fiscal Year 1972-73	+ 6	+ 18	+ 11
Percent Change			
SEVEN MAJOR OFFENSES			
Criminal Homicide	185	157	38
Forcible Rape	692	186	107
Robbery	3773	1372	748
Aggravated Assault	8912	3427	1010
Burglary	35526	3305	4192
Grand Theft	5960	602	336
Grand Theft Auto	11003	1602	1539
ALL OTHER OFFENSES			
Checks (Worthless)	12765	153	2
Forgery	2465	282	33
Sex Felonies	620	248	87
Sex Misdemeanors	2606	1084	418
Assaults, Non-Aggravated	5801	2231	1047
Weapon Laws	5801	1751	657
Defrauding, Misdemeanor	3022	32	10
Offenses Against Family	139	37	4
Narcotics	106	13893	4399
Liquor Laws	13172	600	755
Drunk	1403	9066	1175
Disorderly Conduct	9605	1370	898
Loitering	2664	7	2059
Gambling	907	540	4
Drunk Driving	482	8396	201
Vehicle Laws	7965	1716	435
Malicious Mischief	3184	167	626
Arson	10040	65	99
Warrants	1343	11330	8
Receiving Stolen Property	-	595	321
Federal Offenses W/Out Money	456	184	18
Federal Offenses With Money	366	10	3
Felonies, Miscellaneous	140	388	92
Vehicle Burglary	1168	-	1
Phone Booth Burglary	5847	-	-
Boat Burglary	76	-	-
Aircraft Burglary	87	-	-
Theft, Petty	1	1719	2658
Misdemeanors, Miscellaneous	24749	782	783
	2119		
NON-CRIMINAL			
Persons Missing	11053	-	4771
Juvenile, Non-Criminal	1393	-	1085
Commitments	-	-	-
Miscellaneous, Non-Criminal	18628	-	-
Suicide and Attempt	1142	-	-
Mentally Ill	1110	-	-
Accidents, Traffic	8674	-	-
Accidents, Miscellaneous	2664	-	-
Persons Dead	1556	-	-

DEPARTMENT TOTAL
STATION DETECTIVE CASE ASSIGNMENTS

	ADULT DETECTIVES	JUVENILE DETECTIVES
TOTAL		
Fiscal Year 1973-74	95652	61544
Fiscal Year 1972-73	92065	58672
Percent Change	+4	+5
SEVEN MAJOR OFFENSES		
Criminal Homicide	-	1
Forcible Rape	427	313
Robbery	2834	1207
Aggravated Assault	6131	2960
Burglary	30754	5994
Grand Theft	5355	635
Grand Theft Auto	10603	902
ALL OTHER OFFENSES		
Checks (Worthless)	11085	-
Forgery	394	45
Sex Felonies	40	507
Sex Misdemeanors	76	1496
Assaults, Non-Aggravated	676	1815
Weapon Laws	1434	819
Defrauding, Misdemeanor	99	21
Offenses Against Family	1	109
Narcotics	235	3260
Liquor Laws	33	547
Drunk	96	963
Disorderly Conduct	875	886
Loitering	11	903
Gambling	1	1
Drunk Driving	82	181
Vehicle Laws	386	732
Malicious Mischief	3548	6200
Arson	53	217
Warrants	-	-
Rec. Stolen Property	390	182
Fed. Offenses W/Out Money	253	58
Fed. Offenses with Money	125	17
Felonies, Misc.	622	295
Vehicle Burglary	4398	1654
Phone Booth Burglary	74	5
Boat Burglary	87	2
Aircraft Burglary	1	-
Theft, Petty	8363	14404
Misdemeanors, Misc.	592	620
NON-CRIMINAL		
Persons Missing	34	9186
Juvenile, Non-Criminal	-	1391
Commitments	-	-
Misc. Non-Criminal	4437	2680
Suicide and Attempt	700	119
Mentally Ill	8	2
Accidents, Traffic	-	-
Accidents, Misc.	339	215
Persons Dead	-	-

ADULTS ARRESTED
BY CHARGE, SEX, AND AGE

SEX		TOTAL	18	19	20	21	22	23
TOTAL		67297	7162	6069	5099	4622	4165	3937
Male	M	59253	6388	5360	4588	4066	3699	3470
Female	F	8044	774	709	511	556	466	467
SEVEN MAJOR OFFENSES								
Criminal Homicide	M	131	16	7	15	7	4	9
	F	26	4	3	2	1	1	1
Forcible Rape	M	184	25	24	15	10	8	13
	F	2	-	-	1	-	-	1
Robbery	M	1272	192	149	130	93	92	101
	F	100	13	20	11	6	5	6
Aggravated Assault	M	3029	361	252	244	181	165	135
	F	398	34	28	15	21	11	20
Burglary	M	3010	569	380	244	220	180	164
	F	295	42	25	15	20	22	20
Grand Theft	M	558	62	60	44	42	25	38
	F	44	4	1	2	3	2	3
Grand Theft Auto	M	1505	313	195	152	128	110	90
	F	97	20	19	8	10	7	7
ALL OTHER OFFENSES								
Checks (Worthless)	M	82	2	3	4	2	1	5
	F	71	2	2	4	1	5	3
Forgery	M	187	15	10	11	27	18	11
	F	95	8	9	8	9	2	8
Sex Felonies	M	240	11	8	8	10	13	6
	F	8	1	-	-	-	-	-
Sex Misdemeanors	M	516	60	31	26	17	21	17
	F	568	46	70	53	76	66	60
Non-Aggravated Assault	M	1862	196	153	109	122	98	93
	F	369	28	26	26	22	17	13
Weapon Laws	M	1615	174	114	112	99	86	79
	F	136	9	7	4	7	7	7
Defrauding	M	30	3	4	4	1	1	3
	F	2	-	-	-	-	-	-
Offenses Against Family	M	15	-	-	-	-	2	-
	F	22	-	1	2	-	-	2
Narcotics	M	11961	1857	1592	1296	1030	920	836
	F	1932	294	249	177	177	134	139

ADULTS ARRESTED
BY CHARGE, SEX, AND AGE

	24	25-29	30-34	35-39	40-44	45-49	50 AND OVER
	3528	11143	6997	4581	3704	2626	3664
	3099	9745	6102	3985	3226	2279	3246
	429	1398	895	596	478	347	418
	9	33	13	4	6	3	5
	2	1	3	3	1	1	3
	13	36	19	9	5	3	4
	-	-	-	-	-	-	-
	59	216	133	63	24	13	7
	8	11	10	6	3	1	-
	144	475	371	229	163	116	143
	16	80	54	50	34	14	21
	185	519	249	159	68	40	33
	22	61	31	16	8	4	9
	32	95	54	31	41	13	21
	1	14	8	3	-	2	1
	77	194	112	58	32	22	22
	2	14	3	1	5	1	-
	6	20	16	8	8	3	4
	4	24	15	5	2	3	1
	13	31	26	17	1	4	3
	5	27	14	3	2	-	-
	10	37	34	27	30	15	31
	-	4	1	2	-	-	-
	12	94	65	55	43	33	42
	48	96	33	12	4	2	2
	72	320	224	174	126	94	81
	16	50	44	47	35	18	27
	70	258	206	112	99	74	132
	10	23	18	12	11	10	11
	2	1	4	2	3	1	1
	-	-	-	1	1	-	-
	1	6	3	2	-	-	1
	3	4	4	3	1	2	-
	711	1930	911	442	267	119	50
	112	337	158	82	45	19	9

ADULTS ARRESTED - CONTINUED

BY CHARGE, SEX, AND AGE

		SEX	TOTAL	18	19	20	21	22	23
ALL OTHER OFFENSES (CONTINUED)									
Liquor Laws	M	552	254	169	102	3	6	1	
	F	48	22	18	3	2	-	1	
Drunk	M	8120	670	482	439	452	414	402	
	F	946	73	40	37	43	52	35	
Disorderly Conduct	M	1199	171	138	103	107	85	66	
	F	171	20	15	15	8	5	6	
Loitering	M	3	1	-	1	1	-	-	
	F	4	2	2	-	-	-	-	
Gambling	M	468	2	6	3	3	5	6	
	F	72	1	2	2	1	2	-	
Drunk Driving	M	7658	253	248	257	287	286	306	
	F	738	12	14	9	20	23	18	
Vehicle Laws	M	1641	212	198	175	142	141	123	
	F	75	5	11	10	9	3	3	
Malicious Mischief	M	149	28	10	11	11	3	9	
	F	18	1	1	1	1	-	-	
Arson	M	60	12	7	4	2	2	5	
	F	5	-	-	-	1	-	-	
Warrants	M	10437	561	857	876	882	806	732	
	F	893	25	64	54	48	59	65	
Receiving Stolen Property	M	529	63	49	46	33	37	28	
	F	65	5	4	7	4	3	4	
Federal Offenses Without Money	M	171	14	24	8	12	19	15	
	F	13	1	2	1	2	1	1	
Federal Offenses With Money	M	10	-	-	1	1	4	-	
	F	-	-	-	-	-	-	-	
Felonies, Misc.	M	343	28	19	29	29	21	13	
	F	45	2	1	4	1	3	2	
Petty Theft	M	1044	156	105	52	57	67	63	
	F	675	80	65	31	55	30	33	
Misdemeanors, Misc.	M	672	107	66	67	55	59	51	
	F	110	20	10	9	8	6	9	

ADULTS ARRESTED - CONTINUED

BY CHARGE, SEX, AND AGE

		24	25-29	30-34	35-39	40-44	45-49	50 AND OVER
		4	9	3	1	-	-	-
		-	1	-	1	-	-	-
		373	1159	880	713	669	536	931
		31	151	112	103	88	87	94
		58	181	110	61	51	26	42
		6	23	21	21	11	9	11
		-	-	-	-	-	-	-
		-	-	-	-	-	-	-
		-	41	53	83	65	68	133
		1	7	10	11	10	7	18
		302	1204	1050	821	874	690	1080
		18	87	117	100	101	94	125
		104	271	136	64	37	19	19
		6	11	11	1	2	2	1
		8	29	15	9	4	7	5
		-	4	5	3	1	1	-
		3	12	4	2	2	4	1
		-	-	1	2	-	-	1
		683	2149	1144	679	470	287	311
		61	231	129	55	47	37	18
		23	58	62	42	34	20	34
		6	14	8	4	3	-	4
		12	31	11	14	8	3	-
		2	1	-	1	1	-	-
		-	3	-	-	-	-	1
		-	-	-	-	-	-	-
		28	68	36	22	19	7	24
		5	8	4	7	2	1	5
		51	168	111	56	57	33	68
		37	101	70	34	54	31	54
		34	97	47	26	20	26	17
		7	13	11	7	6	1	3

JUVENILES ARRESTED

BY CHARGE, SEX, AND AGE

	SEX	TOTAL	10 AND UNDER	11-12	13-14	15	16	17
TOTAL		30620	847	1497	6679	6336	7650	7611
Male	M	23558	592	1158	4598	4644	6120	6446
Female	F	7062	255	339	2081	1692	1530	1165
SEVEN MAJOR OFFENSES								
Criminal Homicide	M	32	-	2	4	5	9	12
	F	6	-	-	2	2	-	2
Forcible Rape	M	104	2	-	20	23	30	29
	F	3	-	-	-	-	1	2
Robbery	M	699	8	46	159	142	171	173
	F	49	-	3	22	11	9	4
Aggravated Assault	M	896	1	25	132	190	259	289
	F	114	-	5	27	25	30	27
Burglary	M	3937	135	347	1121	829	848	657
	F	255	11	28	85	59	30	42
Grand Theft	M	318	5	22	56	57	95	83
	F	18	-	1	3	3	5	6
Grand Theft Auto	M	1434	15	40	289	347	386	357
	F	105	-	5	35	25	26	14
ALL OTHER OFFENSES								
Checks (Worthless)	M	1	-	-	-	-	-	1
	F	1	-	-	-	-	-	1
Forgery	M	19	-	-	-	4	2	5
	F	14	-	-	-	1	4	5
Sex Felonies	M	87	-	-	9	24	21	18
	F	-	-	-	-	-	-	-
Sex Misdemeanors	M	352	-	5	69	91	100	87
	F	66	-	2	7	19	18	20
Assaults, Other	M	807	3	39	167	144	202	252
	F	240	3	21	72	48	52	44
Weapon Laws	M	625	1	9	98	133	182	202
	F	32	-	-	9	4	11	8
Defrauding	M	10	-	-	-	1	5	3
	F	-	-	-	-	-	-	-
Offenses Against Family	M	1	-	-	-	1	-	2
	F	3	-	-	-	-	-	-
Narcotics	M	3595	4	17	332	631	1095	1516
	F	804	-	6	126	149	249	274
Liquor Laws	M	676	2	2	55	105	230	282
	F	79	-	-	11	18	26	24
Drunk	M	1044	-	2	65	180	338	459
	F	131	-	-	25	31	36	39

JUVENILES ARRESTED - CONTINUED

BY CHARGE, SEX, AND AGE

	SEX	TOTAL	10 AND UNDER	11-12	13-14	15	16	17
Disorderly Conduct	M	746	3	13	126	174	208	222
	F	152	-	10	32	37	42	31
Loitering	M	1583	3	15	200	301	526	538
	F	476	2	10	113	110	134	107
Gambling	M	4	-	-	-	1	-	3
	F	-	-	-	-	-	-	-
Drunk Driving	M	189	-	-	3	9	52	125
	F	12	-	-	1	1	3	7
Vehicle Laws	M	417	4	15	71	78	102	147
	F	18	-	-	2	5	6	5
Malicious Mischief	M	575	29	64	173	122	117	70
	F	51	1	6	25	9	5	5
Arson	M	91	12	11	21	27	13	7
	F	8	1	-	5	-	1	1
Warrants	M	5	-	-	3	1	1	-
	F	3	-	-	-	1	2	-
Receiving Stolen Property	M	307	-	18	71	66	62	90
	F	14	-	1	2	4	3	4
Federal Offenses Without Money	M	12	-	3	1	-	1	7
	F	6	-	-	-	1	2	3
Federal Offenses With Money	M	2	1	-	1	-	-	-
	F	1	1	-	-	-	-	-
Felonies, Misc.	M	86	-	4	21	11	29	21
	F	6	-	-	3	1	1	1
Vehicle Burglary	M	-	-	-	-	-	-	-
	F	1	-	-	1	-	-	-
Theft, Petty	M	1721	34	171	464	329	354	369
	F	937	10	84	313	187	186	157
Misdemeanors, Misc.	M	665	6	34	193	145	151	136
	F	118	-	5	35	35	24	19
Persons Missing	M	1987	124	200	570	404	445	244
	F	2784	48	120	1001	804	547	264
Misc., Non Criminal	M	531	200	45	83	71	88	44
	F	555	178	32	123	99	76	47

ADULT ARREST FINAL DISPOSITIONS

	TOTAL DISPOSITION	RELEASED		COURT DISPOSITION PENDING	HELD FOR PROSECUTION	FOUND GUILTY			NOT GUILTY
		NO FORMAL CHARGE	TO OTHERS			AS CHARGED	OF LESSER OFFENSE	FELONY REDUCED TO MISD. BEFORE COMP. FILED	
TOTAL	67297	14013	1462	38611	13211	7078	2043	2055	2035
SEVEN MAJOR OFFENSES									
Criminal Homicide	157	45	7	98	7	1	1	-	5
Forcible Rape	186	97	8	68	13	2	2	2	7
Robbery	1372	534	102	558	178	32	18	77	51
Aggravated Assault	3427	1337	39	1449	602	25	45	408	124
Burglary	3305	1170	157	1391	587	68	63	367	89
Grand Theft	602	196	46	252	108	14	13	66	15
Grand Theft Auto	1602	675	394	404	129	19	13	76	21
ALL OTHER OFFENSES									
Checks (Worthless)	153	22	4	95	32	12	-	18	2
Forgery	282	67	6	162	47	4	7	34	2
Sex Felonies	248	64	10	137	37	2	6	18	11
Sex Misdemeanors	1084	39	2	683	360	226	94	1	39
Non-Aggravated Assault	2231	683	6	993	549	165	222	23	139
Weapon Laws	1751	385	10	826	19	231	79	120	100
Defrauding, Misdemeanor	32	2	-	11	7	10	2	-	7
Offenses Against Family	1751	18	-	12	1543	3	203	604	2
Narcotics	600	63	18	3780	2567	214	4	2	46
Liquor Laws	9066	2701	1	638	427	155	17	10	358
Drunk	1370	304	1	2	-	2182	32	-	137
Disorderly Conduct	7	5	-	402	110	258	-	39	18
Loitering	540	22	6	5157	3142	29	24	52	67
Gambling	8396	87	10	945	651	509	895	20	87
Drunk Driving	1716	99	21	82	49	38	5	-	6
Vehicle Laws	167	34	2	43	5	118	25	34	1
Malicious Mischief	65	17	-	10814	223	7	5	2	46
Arson	11330	25	268	218	77	38	1	52	13
Warrants	595	271	18	3	4	7	1	2	-
Receiving Stolen Property	184	9	4	3	-	1	2	14	9
Federal Offenses W/O Money	10	3	41	165	33	8	2	12	58
Federal Offenses With Money	388	149	4	905	738	162	15	-	53
Misc. Felonies	1719	72	4	375	230	-	-	-	-
Petty Theft	782	143	34	-	-	-	-	-	-
Misc. Misdemeanors	-	-	-	-	-	-	-	-	-

JUVENILES ARRESTED BY CHARGE, SEX, AND DISPOSITIONS

	ARRESTED			DISPOSITIONS				
	TOTAL	BOYS	GIRLS	HANDLED WITHIN DEPT.	SOCIAL AGENCIES	GOV'T AGENCIES	PROBATION DEPARTMENT	JUVENILE COURT
TOTAL	30620	23558	7062	14089	1646	717	1208	12960
SEVEN MAJOR OFFENSES								
Criminal Homicide	38	32	6	4	-	-	-	34
Forcible Rape	107	104	3	23	3	-	2	79
Robbery	748	699	49	149	9	14	7	569
Aggravated Assault	1010	896	114	213	7	1	8	781
Burglary	4192	3937	255	1319	117	32	28	2696
Grand Theft	336	318	18	101	4	23	1	207
Grand Theft Auto	1539	1434	105	411	21	287	27	793
ALL OTHER OFFENSES								
Checks (Worthless)	2	1	1	-	-	-	-	2
Forgery	33	19	14	9	3	1	-	20
Sex Felonies	87	87	-	14	10	1	1	61
Sex Misdemeanors	418	352	66	224	12	2	12	168
Non-Aggravated Assaults	1047	807	240	393	24	2	28	600
Weapon Laws	657	625	32	270	6	7	2	372
Defrauding, Misdemeanor	10	10	-	2	-	1	2	5
Offenses Against Family	4	1	3	-	-	-	-	4
Narcotics	4399	3595	804	1881	480	23	78	1937
Liquor Laws	755	676	79	450	33	4	16	252
Drunk	1175	1044	131	523	30	5	30	587
Disorderly Conduct	898	746	152	572	14	3	20	289
Loitering	2059	1583	476	1566	25	6	75	387
Gambling	4	4	-	3	-	-	1	-
Drunk Driving	201	189	12	32	11	4	1	153
Vehicle Laws	435	417	18	164	8	56	29	178
Malicious Mischief	626	575	51	340	15	1	13	257
Arson	99	91	8	39	16	-	1	43
Warrants	8	5	3	-	-	1	6	1
Receiving Stolen Property	321	307	14	116	3	16	8	178
Federal Offenses W/Out Money	18	12	6	5	2	7	-	4
Federal Offenses With Money	3	2	1	3	-	-	-	-
Felonies Miscellaneous	92	86	6	41	1	1	-	49
Vehicle Burglary	1	-	1	-	-	-	-	1
Petty Theft	2658	1721	937	1729	110	7	37	775
Misdemeanors, Misc.	783	665	118	386	36	4	32	325
Persons Missing	4771	1987	2784	2895	573	191	683	429
Miscellaneous Non-Criminal	1086	531	555	212	73	17	60	724

DEPARTMENT TOTAL

SEVEN MAJOR OFFENSES CLEARED

REPORTED OFFENSES	DEPARTMENT TOTAL	MISCELLANEOUS LOCATIONS	PATROL DIVISION EAST	PATROL DIVISION WEST
TOTAL MAJOR OFFENSES	66051	227	27516	38308
Number Unfounded	514	-	192	322
Number Cleared	10215	118	4427	5670
Percent Cleared	15.6	52.0	16.2	14.9
WILFUL HOMICIDE	185	1	58	7
Number Unfounded	12	-	5	81
Number Cleared	122	1	40	68.1
Percent Cleared	70.5	100.0	75.5	
FORCIBLE RAPE	692	-	245	447
Number Unfounded	6	-	2	4
Number Cleared	209	-	73	136
Percent Cleared	30.5	-	30.0	30.7
ROBBERY	3773	15	1134	2624
Number Unfounded	14	-	4	10
Number Cleared	569	7	194	368
Percent Cleared	15.1	46.7	17.2	14.1
AGGRAVATED ASSAULT	8912	184	4089	4639
Number Unfounded	47	-	18	29
Number Cleared	3919	101	1719	2099
Percent Cleared	44.2	54.9	42.2	45.5
BURGLARY	35526	2	15163	20361
Number Unfounded	223	-	78	145
Number Cleared	4343	2	1962	2379
Percent Cleared	12.3	100.0	13.0	11.8
GRAND THEFT	5960	24	2448	3488
Number Unfounded	90	-	32	58
Number Cleared	446	6	194	246
Percent Cleared	7.6	25.0	8.0	7.2
GRAND THEFT AUTO	11003	1	4379	6623
Number Unfounded	122	-	53	69
Number Cleared	607	1	245	361
Percent Cleared	5.6	100.0	5.7	5.5

STOLEN AND RECOVERED PROPERTY

TOTAL	AMOUNT STOLEN	AMOUNT RECOVERED	PERCENT	AVERAGE \$
TOTAL	\$39,073,266	\$12,559,952	32.1	379
Robbery	1,991,983	394,952	19.8	528
Burglary	15,487,711	1,320,077	8.5	436
Theft	7,285,825	926,712	12.7	237
Auto Theft	11,794,757	9,536,382	23.9	1072
Checks	739,395	176,797	11.6	58
Miscellaneous	1,773,595	205,032		193
		10,022		

Number of Vehicles Recovered

* Percentage not given as figures for first eleven months of Fiscal Year 1973-74 include recoveries made for other agencies.

TRAFFIC ACCIDENT AND ENFORCEMENT SUMMARY

DEPARTMENT TOTALS

CLASSIFICATION	GRAND TOTAL		UNINCORPORATED AREA TOTAL		CONTRACT CITIES TOTAL	
	TRAFFIC ACCIDENTS	TRAFFIC CITATIONS	TRAFFIC ACCIDENTS	TRAFFIC CITATIONS	TRAFFIC ACCIDENTS	TRAFFIC CITATIONS
TOTAL: 1973-74	8674	310548	N. A.	129733	8674	180815
TOTAL: 1972-73	8589	280215	N. A.	110688	8589	169527
PERCENT CHANGE	+1	+11	-	+17	+1	+7
Hazardous Violations:		152698	-	38211		114487
Speed	1080	43700			1080	43700
Fail Yield Uncont L-S	24	47			24	47
Fail Yield Turn Left	762	1616			762	1616
Fail Yield Enter Hwy	665	888			665	888
Fail Yield M-V All Other	49	397			49	397
Failed to Yield to Ped	110	344			110	344
Failed Obey Stop Sign	141	9055			141	9055
Failed Obey Other Signs	14	8412			14	8412
Failed Obey Traf Signal	543	10685			543	10685
Failed Obey Other Traf Dev	69	1236			69	1236
Made Unsafe Turn	514	3687			514	3687
Failed to Signal	70	912			70	912
Wrong Side Way on St	528	1749			528	1749
Following Too Closely	347	699			347	699
Unsafe Passing	90	191			90	191
Fail Stay in One Lane	273	929			273	929
Unsafe Parking	6	6471			6	6471
Unsafe Acts Non-Driving	23	204			23	204
Unsafe Cond or Oper	25	2341			25	2341
Inad: Unsafe Headlights	-	970			-	970
Inad: Unsafe Tail Brk Lt	1	870			1	870
All Other Unsafe Lights	17	6511			17	6511
Inad: Defect Brakes	63	159			63	159
Unsafe Equipment Other	1	7246			1	7246
Towing Loading Rules	3	22			3	22
Size Weight Rules	1	417			1	417
Ped Failed to Yield	164	158			164	158
Other Ped Violation	11	741			11	741
Reckless Driving	64	1411			64	1411
Drunk Driving	1211	97			1211	97
Other Haz Driving Viol	405	40533		38211	405	2322
No Violation	480				480	
Violation Unknown	920				920	
Non-Hazardous Violations:		157850		91522		66328

MISCELLANEOUS LOCATIONS
COUNTY BUILDINGS AND OTHER JURISDICTIONS

	CASES HANDLED	ADULTS ARRESTED	JUVENILES ARRESTED
TOTAL	20081	2940	47
Fiscal Year 1973-74	14270	5438	52
Fiscal Year 1972-73	+41	- 46	-10
Percent Change			
SEVEN MAJOR OFFENSES			
Criminal Homicide	1	11	-
Forcible Rape	-	8	-
Robbery	15	7	-
Aggravated Assault	184	16	1
Burglary	2	14	-
Grand Theft	24	7	-
Grand Theft Auto	1		
ALL OTHER OFFENSES			
Checks (Worthless)	11401	105	1
Forgery	1979	51	10
Sex Felonies	68	9	-
Sex Misdemeanors	136	27	1
Assaults, Non-Aggravated	220	3	-
Weapon Laws	24	3	-
Defrauding, Misdemeanor	-	1	33
Offenses Against Family	-	601	-
Narcotics	523	1	-
Liquor Laws	-	13	-
Drunk	1	3	-
Disorderly Conduct	3	-	-
Loitering	-	85	-
Gambling	159	4	-
Drunk Driving	1	-	-
Vehicle Laws	5	-	-
Malicious Mischief	25	1	-
Arson	27	1890	-
Warrants	-	34	-
Rec. Stolen Property	22	-	-
Fed. Offenses W/Out Money	5	-	1
Fed. Offenses with Money	-	38	-
Felonies, Misc.	51	-	-
Vehicle Burglary	-	-	-
Phone Booth Burglary	-	-	-
Boat Burglary	-	2	-
Aircraft Burglary	-	5	-
Theft, Petty	32	-	-
Misdemeanors, Misc.	7	-	-
NON-CRIMINAL			
Persons Missing	4	-	-
Juvenile, Non-Criminal	-	-	-
Commitments	-	-	-
Misc. Non-Criminal	4559	-	-
Suicide and Attempt	78	-	-
Mentally Ill	-	-	-
Accidents, Traffic	-	-	-
Accidents, Misc.	482	-	-
Persons Dead	42	-	-

MISCELLANEOUS LOCATIONS

SEVEN MAJOR OFFENSES BY REPORTING DISTRICT

REPORTING DISTRICT	TOTAL REPORTED OFFENSES	CRIMINAL HOMICIDE	FORCIBLE RAPE	ROBBERY	AGGRAVATED ASSAULT	BURGLARY	GRAND THEFT	GRAND THEFT AUTO
Miscellaneous Location Total	227	1	-	15	184	2	24	1
Department Total	66051	185	692	3773	8912	35526	5960	11003

STOLEN AND RECOVERED PROPERTY

	AMOUNT STOLEN	AMOUNT RECOVERED
TOTAL	\$1,068,464	\$334,764
Robbery	101	5
Burglary	1,222	31
Theft	73,745	57,176
Auto Theft	-	14,780
Checks	574,617	176,139
Miscellaneous	418,779	86,633
Number of Vehicles Recovered		14

Chapter 2

EXECUTIVE
OFFICE
OF THE
SHERIFF

ADMINISTRATIVE STAFF

JUNE 30, 1974

PETER J. PITCHESS, SHERIFF

JAMES F. DOWNEY, UNDERSHERIFF

WILLIAM J. ANTHONY, ASSISTANT SHERIFF

SHERMAN BLOCK, ASSISTANT SHERIFF

Austin, Garland D.	Chief, Special Services Division
Graham, John C.	Chief, Patrol Division West
Knox, John P.	Chief, Custody Division
Lanier, Luther N.	Chief, Detective Division
LeBas, Albert E.	Chief, Civil Division
Pipkin, George W.	Chief, Administrative Division
Riesau, Victor D.	Chief, Technical Services Division
Von Minden, Theodore H.	Chief, Patrol Division East
Hirsch, A. E.	Director, Fiscal and Planning Services
Toomajian Jr., Armon H., M.D.	Medical Director
Allsop, Walter D.	Inspector, Custody Division
Bratsch, Paul J.	Inspector, Detective Division
Campbell, Robert D.	Inspector, Special Services Division
Cook, Dennis A.	Inspector, Patrol Division East
Cooper, George S.	Inspector, Patrol Division West
Dilbeck, Argus	Inspector, Technical Services Division
Fields, Lisle M.	Inspector, Patrol Division East
Fontaine, Colbert D.	Inspector, Civil Division
Freeman, Richard T.	Inspector, Patrol Division East
Gustin, Frederick W.	Inspector, Administrative Division
Herendeen, Leonard K.	Inspector, Patrol Division West
Howell, Walter R.	Inspector, Detective Division
Humphreys, Richard I.	Inspector, Detective Division
McNeill, Thomas E.	Inspector, Technical Services Division
Pinkston, Tom W.	Inspector, Special Services Division
Scholten, Gilbert E.	Inspector, Special Services Division
Stoyanoff, Arthur R.	Inspector, Custody Division
Strohman, P. A.	Inspector, Patrol Division East
Swanson, E. H.	Inspector, Administrative Division
Villines, E. D.	Inspector, Custody Division
Welch, Ralph C.	Inspector, Custody Division
Wert, Melvin D.	Inspector, Patrol Division West

EXECUTIVE OFFICE OF THE SHERIFF

PERSONNEL ASSIGNMENTS

July 1, 1973

	TITLE	NUMBER OF POSITIONS
SHERIFF'S OFFICE	Sheriff	1
	Inspector	1
	Lieutenant	1
	Deputy Sheriff IV	1
	Executive Secretary	1
	Intermediate Stenographic Secretary	2
ASSISTANT SHERIFF'S OFFICE	Assistant Sheriff	2
	Lieutenant	2
	Senior Stenographic Secretary	2
UNDERSHERIFF'S OFFICE	Undersheriff	1
	Lieutenant	1
	Senior Stenographic Secretary	2
	Intermediate Typist-Clerk	1
Intelligence Bureau	Inspector	1
	Captain	2
	Lieutenant	5
	Sergeant	20
	Deputy Sheriff IV	29
	Deputy Sheriff III	50
	Supervising Stenographer I	1
	Stenographic Secretary	1
	Intermediate Stenographer	5
	Intermediate Typist-Clerk	3
	Industrial Relations Bureau	Captain
Sergeant		6
Stenographic Secretary		1
International Liaison Bureau	Lieutenant	1
	Deputy Sheriff IV	1
Medical Services Administration	Medical Director, M.D.	1
	Assistant Hospital Administrator IV	1
	Director of Nursing	1
	Assistant Director of Nursing	3
	Nursing Instructor I	1
	General Services Manager	1
	Dietitian I	1
	Intermediate Stenographer	1
	Assistant Payroll Clerk	1
	Corrections Division	Physician III, M.D.
Supervising Jail Nurse II		2
Supervising Jail Nurse I		6
Jail Nurse		12.5
Medical Stenographer		1
Intermediate Typist-Clerk		1

EXECUTIVE OFFICE OF THE SHERIFF

PERSONNEL ASSIGNMENTS

July 1, 1973

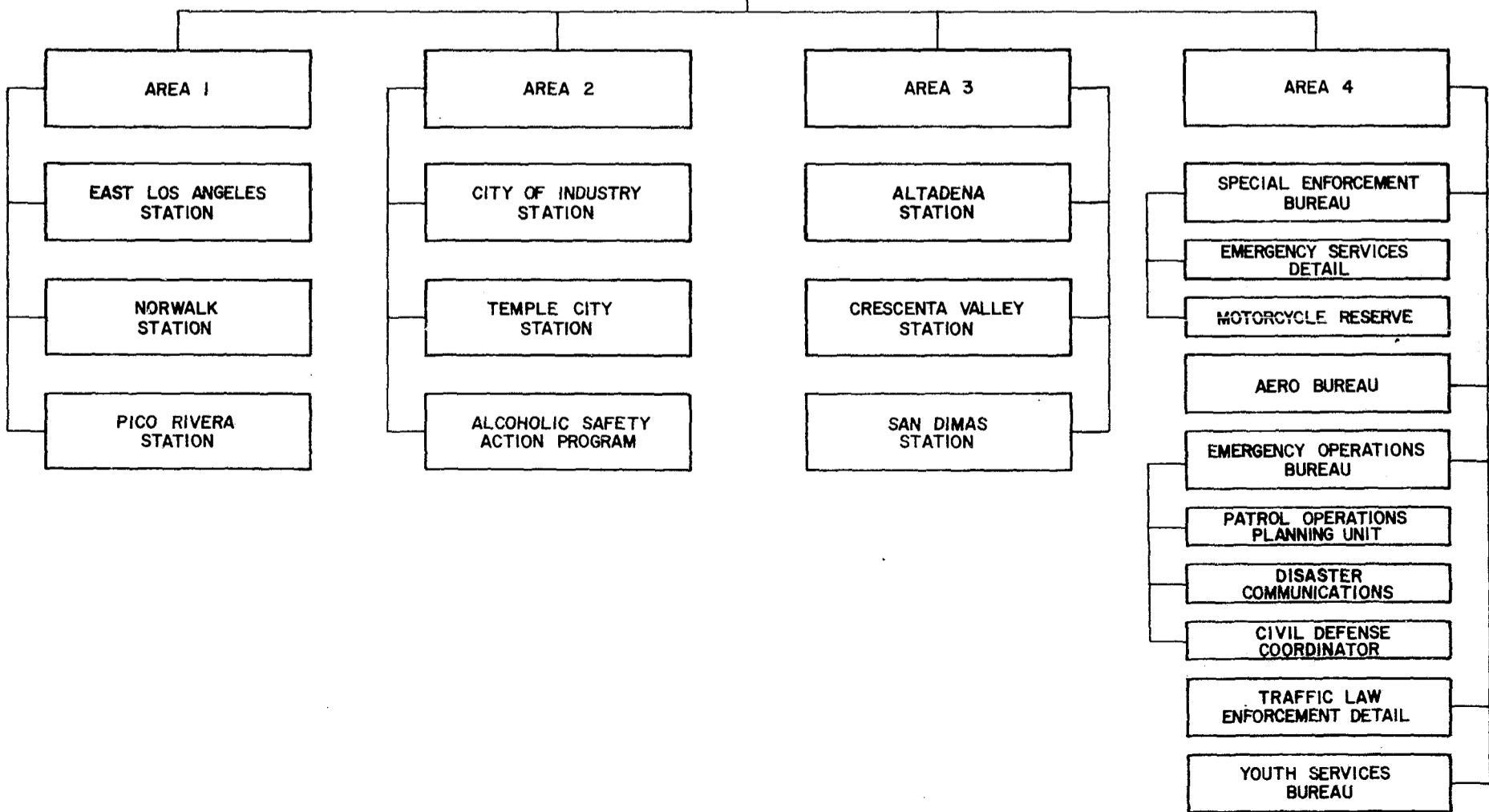
	TITLE	NUMBER OF POSITIONS
Jail Division	Assistant Medical Director	1
	Physician III, M.D.	9
	Senior Dentist	5
	Dentist	1.8
	Senior Pharmacist	1
	Chief Clinical Laboratory Technologist II	1
	Pharmacist	1
	Clinical Laboratory Technologist II	4
	Clinical Laboratory Technologist I	6
	Supervising Jail Nurse II	2
	Senior Clinical Laboratory Technologist	20
	Supervising Jail Nurse I	1
	Supervising X-Ray Technician II	54
	Jail Nurse	1
	Supervising X-Ray Technician I	6
	X-Ray Technician I	1
	Medical Records Supervisor I	11
	Nursing Assistant	5
	Nursing Attendant II	1
	Procurement Aide	8
	Jail Nurse Assistant	1
	Storekeeper I	1
	Medical Stenographer	1
	Senior Clerk	1
	Intermediate Stenographer	1
	Laboratory Assistant I	1
	Medical Transcriber Typist	2
	Dental Assistant	6
	Intermediate Clerk	6
	Intermediate Typist Clerk	7
Custodian	1	
Darkroom Attendant	1	

Chapter 3

PATROL DIVISION

EAST

PATROL DIVISION
EAST



PATROL DIVISION EAST

PERSONNEL ASSIGNMENTS

JULY 1, 1973

TITLE	NUMBER OF POSITIONS
DIVISION ADMINISTRATION	
Division Chief	1
Sergeant	2
Intermediate Stenographic Secretary	1
ALCOHOLIC SAFETY ACTION PROJECT	
Lieutenant	1
Sergeant	2
Deputy Sheriff IV	9
Intermediate Stenographer	1
AREA ADMINISTRATION	
Inspector - Area I	1
Inspector - Area II	1
Inspector - Area III	1
Inspector - Area IV	2
Stenographic Secretary	3.4
Matron	1
ALTADENA STATION	
Captain	1
Lieutenant	3
Sergeant	12
Deputy Sheriff IV	10
Deputy Sheriff III	31
Deputy Sheriff II	6
Corrections Officer	1
Supervising Stenographer I	1
Stenographic Secretary	5
Intermediate Stenographer	1
Adult and Juvenile Detective	
Lieutenant	3
Sergeant	4
Detective Sergeant	5
Deputy Sheriff III	1
CITY OF INDUSTRY STATION	
Captain	1
Lieutenant	6
Sergeant	16
Deputy Sheriff IV	21
Deputy Sheriff III	100
Deputy Sheriff II	12
Corrections Officer	1
Supervising Stenographer II	1
Stenographic Secretary	1
Senior Stenographer	2
Intermediate Stenographer	12
Adult Detective	
Lieutenant	1
Sergeant	4
Detective Sergeant	6
Deputy Sheriff III	4
Juvenile Detective	
Lieutenant	1
Sergeant	2
Detective Sergeant	5
Deputy Sheriff III	3

PATROL DIVISION EAST

PERSONNEL ASSIGNMENTS - CONTINUED

JULY 1, 1973

TITLE	NUMBER OF POSITIONS
EAST LOS ANGELES STATION	
Captain	1
Lieutenant	7
Sergeant	19
Deputy Sheriff IV	19
Deputy Sheriff III	93
Deputy Sheriff II	21
Corrections Officer	1
Supervising Stenographer II	1
Stenographic Secretary	1
Senior Stenographer	2
Intermediate Stenographer	16
Crossing Guard	3.8
Adult Detective	
Lieutenant	1
Sergeant	4
Detective Sergeant	8
Deputy Sheriff III	11
Juvenile Detective	
Lieutenant	1
Sergeant	4
Detective Sergeant	7
Deputy Sheriff III	3
CRESCENTA VALLEY	
Captain	1
Lieutenant	2
Sergeant	10
Deputy Sheriff IV	11
Deputy Sheriff III	27
Deputy Sheriff II	3
Corrections Officer	1
Stenographic Secretary	1
Intermediate Stenographer	4.8
Adult and Juvenile Detective	
Sergeant	1
Detective Sergeant	4
NORWALK STATION	
Captain	1
Lieutenant	6
Sergeant	18
Deputy Sheriff IV	15
Deputy Sheriff III	98
Deputy Sheriff II	14
Corrections Officer	1
Supervising Stenographer II	1
Stenographic Secretary	1
Senior Stenographer	2
Intermediate Stenographer	15
Crossing Guard	2.6
Adult Detective	
Lieutenant	1
Sergeant	5
Detective Sergeant	7
Deputy Sheriff III	9
Juvenile Detective	
Lieutenant	1
Sergeant	4
Detective Sergeant	5
Deputy Sheriff III	4

PATROL DIVISION EAST

PERSONNEL ASSIGNMENTS - CONTINUED

JULY 1, 1973

	TITLE	NUMBER OF POSITIONS	
PICO RIVERA	Captain	1	
	Lieutenant	4	
	Sergeant	12	
	Deputy Sheriff IV	13	
	Deputy Sheriff III	35	
	Deputy Sheriff II	4	
	Supervising Stenographer	1	
	Stenographic Secretary	1	
	Intermediate Stenographer	6	
Adult and Juvenile Detective	Lieutenant	1	
	Sergeant	2	
	Detective Sergeant	4	
	Deputy Sheriff III	4	
SAN DIMAS STATION	Captain	1	
	Lieutenant	4	
	Sergeant	11	
	Deputy Sheriff IV	12	
	Deputy Sheriff III	39	
	Deputy Sheriff II	3	
	Supervising Stenographer I	1	
	Stenographic Secretary	1	
		Intermediate Stenographer	6
	Adult and Juvenile Detective	Lieutenant	1
Sergeant		3	
Detective Sergeant		4	
Deputy Sheriff III		6	
TEMPLE STATION	Captain	1	
	Lieutenant	6	
	Sergeant	16	
	Deputy Sheriff IV	16	
	Deputy Sheriff III	90	
	Deputy Sheriff II	12	
	Corrections Officer	1	
	Supervising Stenographer	1	
	Stenographic Secretary	1	
	Senior Stenographer	2	
	Intermediate Stenographer	13	
		Crossing Guard	1
	Adult Detective	Lieutenant	1
Sergeant		4	
Detective Sergeant		6	
Deputy Sheriff III		7	
Juvenile Detective	Lieutenant	1	
	Sergeant	2	
	Detective Sergeant	4	
	Deputy Sheriff III	3	

PATROL DIVISION EAST

PERSONNEL ASSIGNMENTS - CONTINUED

JULY 1, 1973

	TITLE	NUMBER OF POSITIONS	
AERO BUREAU	Captain	1	
	Lieutenant	2	
	Sergeant	6	
	Deputy Sheriff III	2	
	Helicopter Mechanic Foreman	29	
	Senior Helicopter Mechanic	1	
	Helicopter Mechanic	2	
	Stenographic Secretary	6	
		Intermediate Stenographer	1
			1
	SPECIAL ENFORCEMENT BUREAU	Captain	1
Lieutenant		1	
Sergeant		2	
Deputy Sheriff IV		15	
Deputy Sheriff III		42	
Corrections Officer		60	
Stenographic Secretary		1	
		Intermediate Stenographer	1
			2
YOUTH SERVICES BUREAU		Captain	1
		Lieutenant	3
	Sergeant	1	
	Deputy Sheriff III	1	
	Intermediate Stenographer	5	
	Intermediate Typist Clerk	1	
TRAFFIC LAW ENFORCEMENT	Lieutenant	1	
	Sergeant	1	
	Deputy Sheriff IV	1	
	Deputy Sheriff III	1	
CIVIL DEFENSE AND DISASTER	Captain	1	
	Sergeant	1	
	Stenographic Secretary	1	
TACTICAL PLANNING	Lieutenant	1	
	Sergeant	1	
	Radio Telephone Operator, Sh.	6	
	Intermediate Stenographer	1	
		2	

PATROL DIVISION EAST

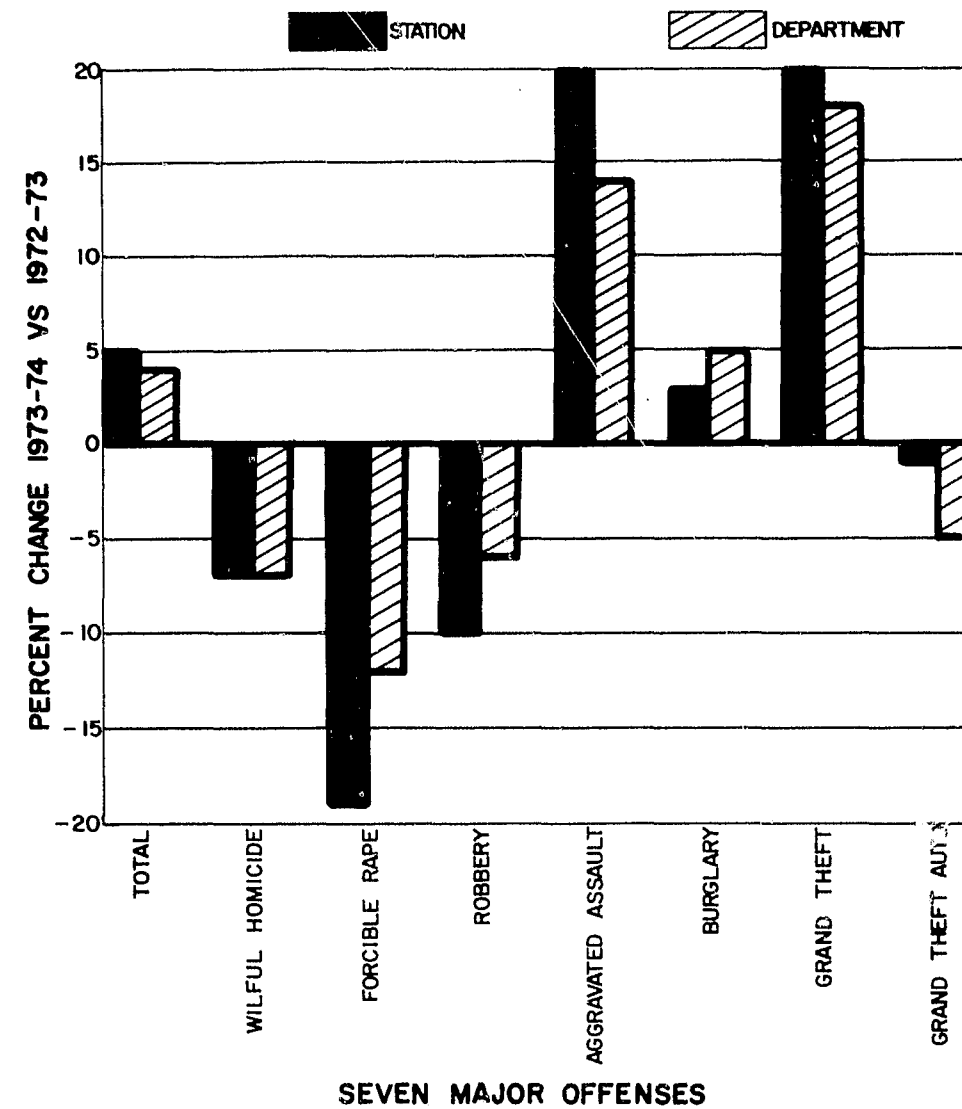
SYNOPSIS

	FISCAL YEAR 1973-74	FISCAL YEAR 1972-73	PERCENT CHANGE
SEVEN MAJOR OFFENSES Crime Rate per 10,00 Population	299.93	285.17	+ 5
NUMBER OF CASES HANDLED	58	62	- 6
Criminal Homicide	245	300	- 18
Forcible Rape	1134	1245	+ 9
Robbery	4089	3384	+ 21
Aggravated Assault	15163	14545	+ 4
Burglary	2448	2029	+ 21
Grand Theft	4379	4401	- 1
Grand Theft Auto		94353	+ 4
TOTAL CASES HANDLED	98408	24904	+ 29
ADULTS ARRESTED	32145	12807	+ 13
JUVENILES ARRESTED	14451	39815	+ 5
CASE ASSIGNMENTS TO ADULT DETECTIVES	41897	29918	+ 3
CASE ASSIGNMENTS TO JUVENILE DETECTIVES	30713		
TRAFFIC		126280	+ 10
Total Citations	138620	4014	+ 4
Total Accidents	4185		

PERCENTAGE CHANGES BY STATION AREA

STATION AREA	CASES HANDLED	ADULTS ARRESTED	JUVENILES ARRESTED
Altadena	- 3	- 2	- 14
City of Industry	+ 8	+ 34	+ 8
Crescenta Valley	+ 8	+ 5	+ 39
East Los Angeles	+ 6	+ 32	+ 1
Norwalk	+ 5	+ 26	+ 16
Pico Rivera	+ 7	+ 39	+ 7
San Dimas	+ 11	+ 13	+ 10
Temple		+ 37	+ 37

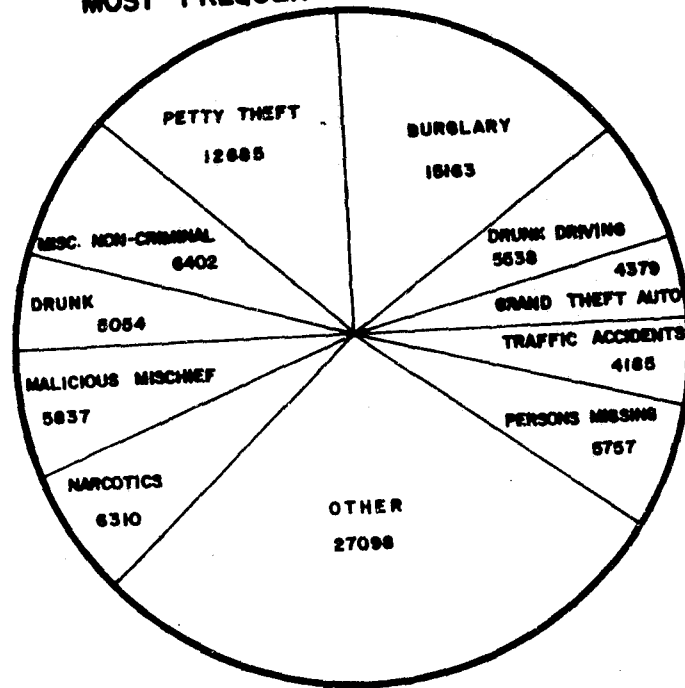
CRIME RATE
PATROL DIVISION EAST



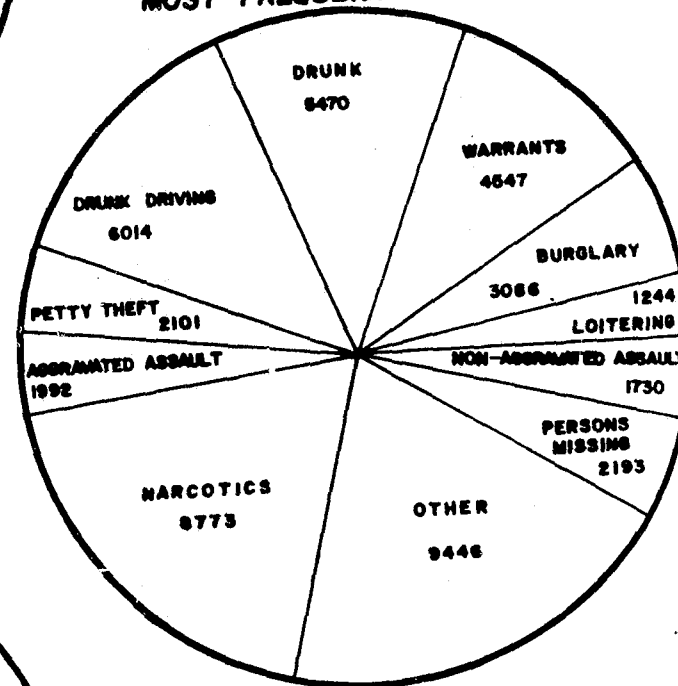
	AREA IN SQUARE MILES	POPULATION			CRIME RATE PER 10,000 SEVEN MAJOR OFFENSES		
		1973-74	1972-73	% CHANGE	1973-74	1972-73	% CHANGE
TOTAL AREA	724.23	917,376	910,537	+ 1	299.93	285.17	+ 5
UNINCORPORATED AREA	627.16	556,434	548,346	+ 1	263.41	260.40	+ 1
CONTRACT CITIES	97.07	360,942	362,191	—	356.26	322.68	+ 10

PATROL EAST

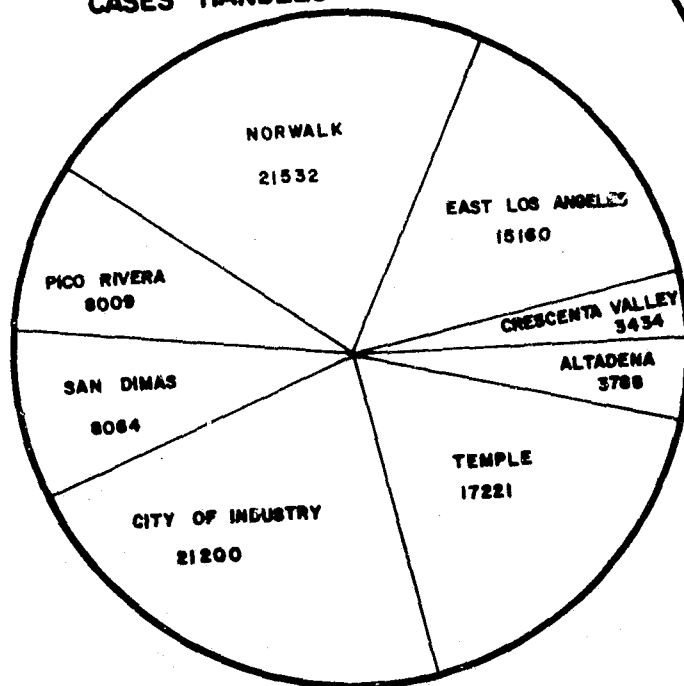
MOST FREQUENT CASES HANDLED



MOST FREQUENT ARRESTS



CASES HANDLED BY LOCATION



PATROL DIVISION EAST

DIVISION TOTALS

	CASES HANDLED	ADULTS ARRESTED	JUVENILES ARRESTED
TOTAL			
Fiscal Year 1973-74	98408	32145	14451
Fiscal Year 1972-73	94353	24904	12807
Percent Change	+ 4	+ 29	+ 13
SEVEN MAJOR OFFENSES			
Criminal Homicide	58	52	12
Forcible Rape	245	67	35
Robbery	1134	407	169
Aggravated Assault	4089	1478	514
Burglary	15163	1293	1793
Grand Theft	2448	223	128
Grand Theft Auto	4379	518	535
ALL OTHER OFFENSES			
Checks (Worthless)	496	14	-
Forgery	146	62	8
Sex Felonies	264	99	46
Sex Misdemeanors	1034	191	198
Assaults, Non-Aggravated	2909	1196	534
Weapon Laws	1237	663	274
Defrauding, Misdemeanor	51	17	6
Offenses Against Family	47	14	2
Narcotics	6310	6668	2105
Liquor Laws	1037	462	565
Drunk	5054	4832	638
Disorderly Conduct	1293	655	424
Loitering	522	5	1239
Gambling	71	119	-
Drunk Driving	5538	5891	123
Vehicle Laws	1392	751	151
Malicious Mischief	5837	89	371
Arson	535	38	45
Warrants	-	4541	6
Receiving Stolen Property	135	187	91
Federal Offenses W/Out Money	232	125	11
Federal Offenses With Money	91	4	3
Felonies, Miscellaneous	529	136	45
Vehicle Burglary	2654	-	-
Phone Booth Burglary	51	-	-
Boat Burglary	1	-	-
Aircraft Burglary	-	-	-
Theft, Petty	12685	889	1212
Misdemeanors, Miscellaneous	1051	459	488
NON-CRIMINAL			
Persons Missing	5757	-	2193
Juvenile, Non-Criminal	261	-	487
Commitments	-	-	-
Miscellaneous, Non-Criminal	6402	-	-
Suicide and Attempt	522	-	-
Mentally Ill	764	-	-
Accidents, Traffic	4185	-	-
Accidents, Miscellaneous	1129	-	-
Persons Dead	670	-	-

PATROL DIVISION EAST

CASE ASSIGNMENTS

	ADULT DETECTIVES	JUVENILE DETECTIVES
TOTAL	41897	30713
Fiscal Year 1973-74	39815	29918
Fiscal Year 1972-73	+5	+3
Percent Change		
SEVEN MAJOR OFFENSES		
Criminal Homicide	-	136
Forcible Rape	132	236
Robbery	938	1690
Aggravated Assault	2555	2299
Burglary	13256	240
Grand Theft	2236	351
Grand Theft Auto	4188	
ALL OTHER OFFENSES		
Checks (Worthless)	4663	12
Forgery	92	252
Sex Felonies	18	832
Sex Misdemeanors	50	993
Assaults, Non-Aggravated	338	398
Weapon Laws	678	9
Defrauding, Misdemeanor	36	46
Offenses Against Family	1	1664
Narcotics	106	393
Liquor Laws	20	538
Drunk	48	466
Disorderly Conduct	417	520
Loitering	7	-
Gambling	-	114
Drunk Driving	41	390
Vehicle Laws	185	3963
Malicious Mischief	1732	124
Arson	21	-
Warrants	-	50
Rec. Stolen Property	118	39
Fed. Offenses W/Out Money	151	11
Fed. Offenses with Money	80	146
Felonies, Misc.	284	517
Vehicle Burglary	2222	3
Phone Booth Burglary	51	-
Boat Burglary	1	-
Aircraft Burglary	-	7282
Theft, Petty	4501	353
Misdemeanors, Misc.	314	
NON-CRIMINAL		
Persons Missing	19	4921
Juvenile, Non-Criminal	-	261
Commitments	-	-
Misc. Non-Criminal	1927	1265
Suicide and Attempt	314	80
Mentally Ill	4	-
Accidents, Traffic	-	119
Accidents, Misc.	153	-
Persons Dead	-	-

PATROL DIVISION EAST

SEVEN MAJOR OFFENSES CLEARED

	STATION TOTAL
ACTUAL KNOWN OFFENSES	
TOTAL MAJOR OFFENSES*	27324
Number Cleared	4427
Percent Cleared	16.2
WILFUL HOMICIDE	53
Number Cleared	40
Percent Cleared	75.5
FORCIBLE RAPE	243
Number Cleared	73
Percent Cleared	30.0
ROBBERY	1130
Number Cleared	194
Percent Cleared	17.2
AGGRAVATED ASSAULT	4071
Number Cleared	1719
Percent Cleared	42.2
BURGLARY	15085
Number Cleared	1962
Percent Cleared	13.0
GRAND THEFT	2416
Number Cleared	194
Percent Cleared	8.0
Grand Theft Auto	4326
Number Cleared	245
Percent Cleared	5.7

*Unfounded offenses reports deducted from figures.

STOLEN AND RECOVERED PROPERTY

	AMOUNT STOLEN	AMOUNT RECOVERED	PERCENT
TOTAL	\$13,940,839	\$4,494,341	32.2
Robbery	244,640	35,160	14.4
Burglary	6,067,355	592,168	9.8
Theft	3,010,784	331,879	11.0
Auto Theft	4,087,673	3,499,567	-*
Checks	10,118	658	6.5
Miscellaneous	520,269	34,909	6.7

Number of Vehicles Recovered

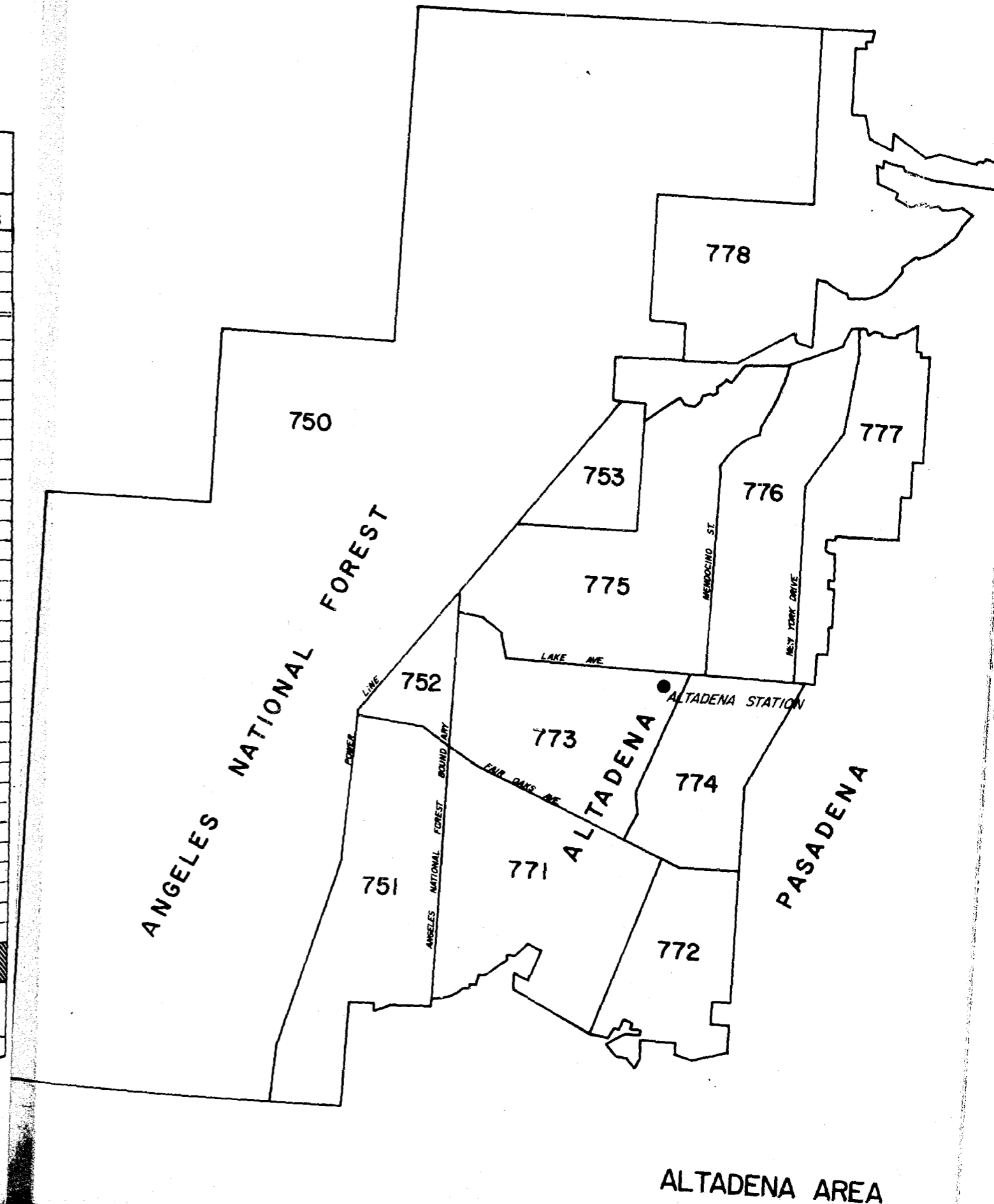
4,345

* Percentage not given as figures for first eleven months of Fiscal Year 1973-74 include recoveries made for other agencies.

TRAFFIC ACCIDENT AND ENFORCEMENT SUMMARY

PATROL DIVISION EAST TOTALS

CLASSIFICATION	GRAND TOTAL		UNINCORPORATED AREA TOTAL		CONTRACT CITIES TOTAL	
	TRAFFIC ACCIDENTS	TRAFFIC CITATIONS	TRAFFIC ACCIDENTS	TRAFFIC CITATIONS	TRAFFIC ACCIDENTS	TRAFFIC CITATIONS
TOTAL: 1973-74	4185	138620	N. A.	43929	4185	94691
TOTAL: 1972-73	4014	126280	N. A.	33426	4014	92854
PERCENT CHANGE	+4	+10	-	+31	+4	+2
Hazardous Violations:		70640		14777		55863
Speed	580	22474			580	22474
Fail Yield Uncont I/S	12	19			12	19
Fail Yield Turn Left	310	734			310	734
Fail Yield Enter Hwy	279	450			279	450
Fail Yield M/V All Other	22	148			22	148
Failed to Yield to Ped	52	183			52	183
Failed Obey Stop Sign	63	3836			63	3836
Failed Obey Other Signs	8	5264			8	5264
Failed Obey Traf Signal	237	4593			237	4593
Failed Obey Other Traf Dev	45	653			45	653
Made Unsafe Turn	256	1581			256	1581
Failed to Signal	38	136			38	136
Wrong Side Way on St	233	821			233	821
Following Too Closely	199	412			199	412
Unsafe Passing	48	91			48	91
Fail Stay in One Lane	143	455			143	455
Unsafe Parking	3	2975			3	2975
Unsafe Acts. Non-Driving	10	84			10	84
Unsafe Cond or Oper	11	1337			11	1337
Inad/Unsafe Headlights	-	479			-	479
Inad/Unsafe Tail/Brk Lt	-	436			-	436
All Other Unsafe Lights	9	2953			9	2953
Inad Defect Brakes	31	48			31	48
Unsafe Equipment Other	1	3802			1	3802
Towing/Loading Rules	1	11			1	11
Size/Weight Rules	1	231			1	231
Ped Failed to Yield	78	113			78	113
Other Ped Violation	5	402			5	402
Reckless Driving	39	696			39	696
Drunk Driving	561	14			561	14
Other Haz Driving Viol	210	15209		14777	210	432
No Violation	300				300	
Violation Unknown	400				400	
Non-Hazardous Violations:		67980		29152		38828



ALTADENA STATION

SYNOPSIS

	FISCAL YEAR 1973-74	FISCAL YEAR 1972-73	PERCENT CHANGE	PROJECTION 1974-74
SEVEN MAJOR OFFENSES Crime Rate per 10,000 Population	319.86	306.28	+ 4	-
NUMBER OF CASES HANDLED:				
Criminal Homicide	1	2	- 50	0
Forcible Rape	16	16	-	20
Robbery	53	65	- 18	65
Aggravated Assault	165	165	-	205
Burglary	914	930	- 2	1055
Grand Theft	90	58	+ 55	75
Grand Theft Auto	127	115	+ 10	140
TOTAL CASES HANDLED	3788	3886	- 3	4130
ADULTS ARRESTED	1147	1170	- 2	1580
JUVENILES ARRESTED	453	524	- 14	545
CASE ASSIGNMENTS TO ADULT DETECTIVES	2021	2034	- 1	2215
CASE ASSIGNMENTS TO JUVENILE DETECTIVES	1134	1091	+ 4	1055
TRAFFIC				N.C.
Total Citations	1720	1874	- 8	-
Total Accidents*	-	-	-	7
Hazardous Violations	897	966	-	9
Non-Hazardous Violations	823	908	-	-

*Accidents handled by California Highway Patrol.

ANALYSIS OF CAUSES FOR ARREST IN ALTADENA STATION AREA

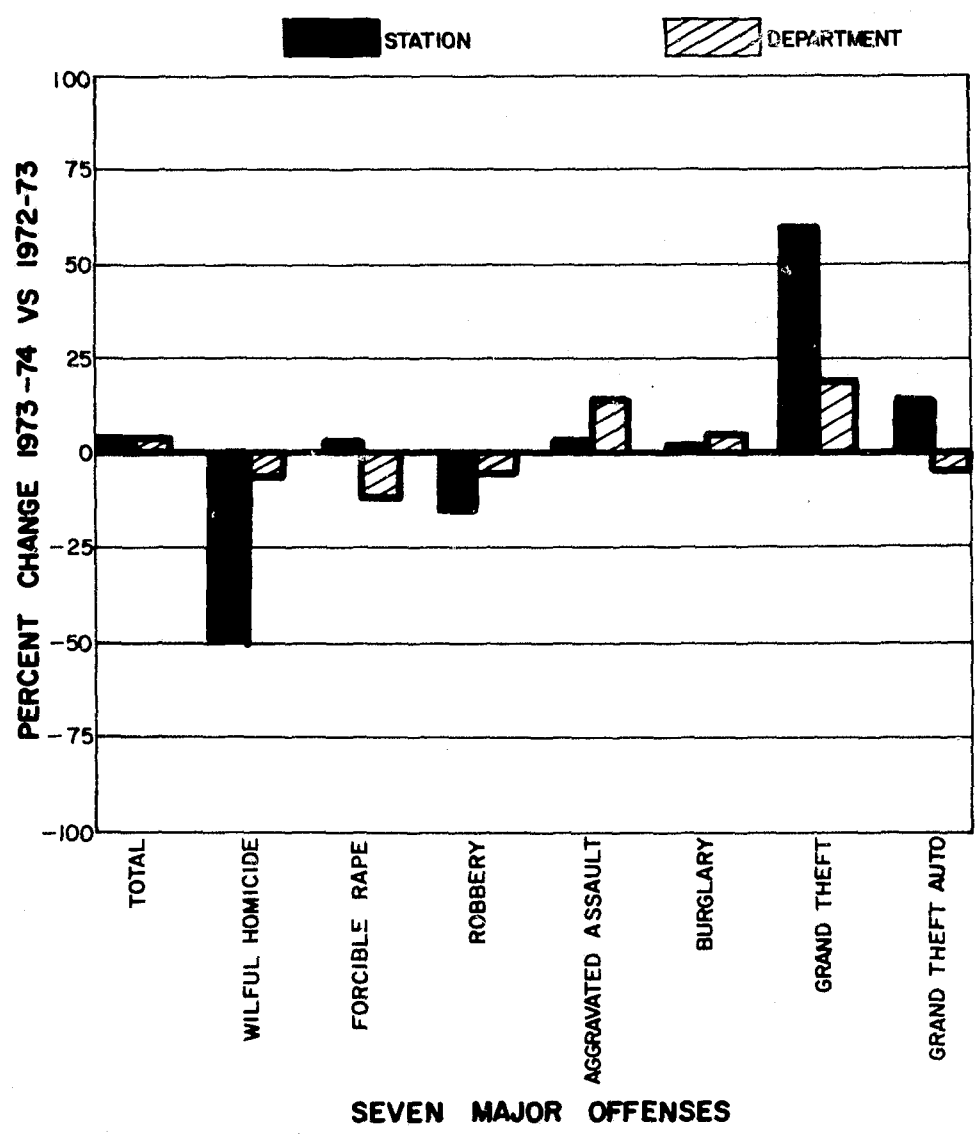
MOST FREQUENT CHARGES

- Adult - Male
 - Warrants 19
 - Narcotics 18
 - Drunk 23
- Female
 - Narcotics 18
 - Drunk 19, 22, 23
 - Warrants 23, 24
- Juvenile - Male
 - Burglary 15
 - Narcotics 17
 - Petty Theft 16
 - Persons Missing 11-12, 15, 16
- Female
 - Narcotics 13-14, 16, 17
 - Persons Missing 17
 - Non-Aggravated Assault 16

MOST FREQUENT AGES

- 19
- 18
- 23
- 18
- 19, 22, 23
- 23, 24
- 15
- 17
- 16
- 11-12, 15, 16
- 13-14, 16, 17
- 17
- 16

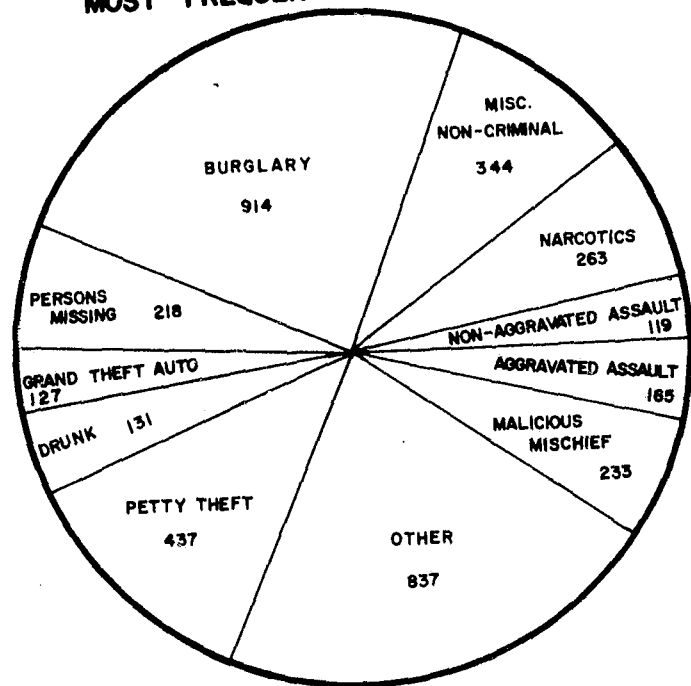
**CRIME RATE
ALTADENA**



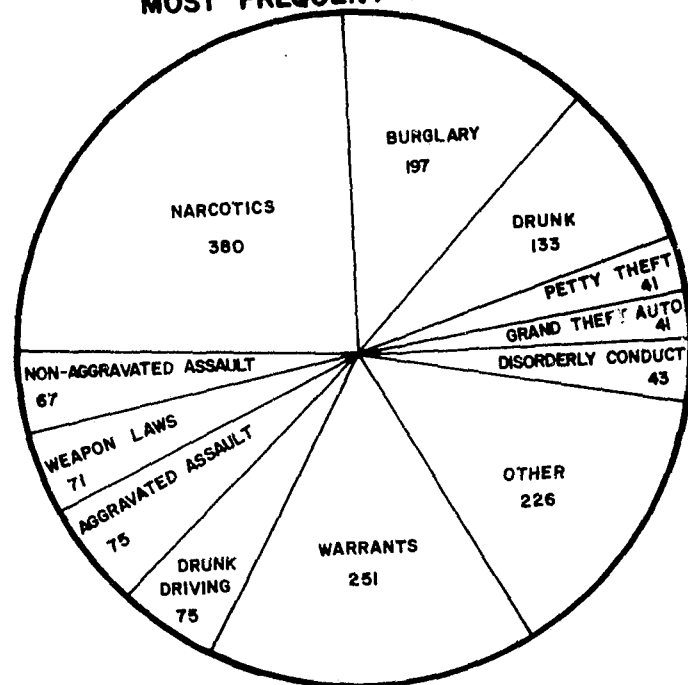
	AREA IN SQUARE MILES	POPULATION			CRIME RATE PER 10,000 SEVEN MAJOR OFFENSES		
		1973-74	1972-73	% CHANGE	1973-74	1972-73	% CHANGE
TOTAL AREA	23.72	42,707	44,110	- 3	319.86	306.28	+ 4

ALTADENA

MOST FREQUENT CASES HANDLED



MOST FREQUENT ARRESTS



ALTADENA STATION

TOTAL

	CASES HANDLED	ADULTS ARRESTED	JUVENILES ARRESTED
TOTAL			
Fiscal Year 1973-74	3788	1147	453
Fiscal Year 1972-73	3886	1170	524
Percent Change	- 3	- 2	- 14
SEVEN MAJOR OFFENSES			
Criminal Homicide	1	-	-
Forcible Rape	16	4	2
Robbery	53	16	2
Aggravated Assault	165	62	13
Burglary	914	66	131
Grand Theft	90	7	4
Grand Theft Auto	127	29	12
ALL OTHER OFFENSES			
Checks (Worthless)	36	-	-
Forgery	10	1	-
Sex Felonies	7	10	3
Sex Misdemeanors	22	2	4
Assaults, Non-Aggravated	119	43	24
Weapon Laws	92	59	12
Defrauding, Misdemeanor	2	-	2
Offenses Against Family	2	-	-
Narcotics	263	277	103
Liquor Laws	21	6	7
Drunk	131	129	4
Disorderly Conduct	51	29	14
Loitering	11	-	26
Gambling	-	-	-
Drunk Driving	63	74	1
Vehicle Laws	46	24	3
Malicious Mischief	233	1	10
Arson	37	3	2
Warrants	-	251	-
Receiving Stolen Property	8	13	4
Federal Offenses W/Out Money	16	1	-
Federal Offenses With Money	10	-	-
Felonies, Miscellaneous	21	8	2
Vehicle Burglary	71	-	-
Phone Booth Burglary	-	-	-
Boat Burglary	-	-	-
Aircraft Burglary	-	-	-
Theft, Petty	437	18	23
Misdemeanors, Miscellaneous	49	14	5
NON-CRIMINAL			
Persons Missing	218	-	35
Juvenile, Non-Criminal	10	-	5
Commitments	-	-	-
Miscellaneous, Non-Criminal	344	-	-
Suicide and Attempt	22	-	-
Mentally Ill	17	-	-
Accidents, Traffic	-	-	-
Accidents, Miscellaneous	9	-	-
Persons Dead	44	-	-

ALTADENA STATION
CASE ASSIGNMENTS

	ADULT DETECTIVES	JUVENILE DETECTIVES
TOTAL		1134
Fiscal Year 1973-74	2021	1091
Fiscal Year 1972-73	2034	+4
Percent Change	-1	
SEVEN MAJOR OFFENSES		
Criminal Homicide	8	10
Forcible Rape	36	14
Robbery	125	45
Aggravated Assault	793	157
Burglary	72	16
Grand Theft	123	15
Grand Theft Auto		
ALL OTHER OFFENSES		
Checks (Worthless)	173	-
Forgery	-	1
Sex Felonies	6	7
Sex Misdemeanors	21	17
Assaults, Non-Aggravated	59	35
Weapon Laws	1	23
Defrauding, Misdemeanor	-	1
Offenses Against Family	8	2
Narcotics	1	68
Liquor Laws	2	5
Drunk	19	6
Disorderly Conduct	-	11
Loitering	-	11
Gambling	-	-
Drunk Driving	8	12
Vehicle Laws	83	148
Malicious Mischief	-	6
Arson	-	-
Warrants	9	4
Rec. Stolen Property	15	2
Fed. Offenses W/Out Money	9	1
Fed. Offenses with Money	11	8
Felonies, Misc.	65	11
Vehicle Burglary	-	-
Phone Booth Burglary	-	-
Boat Burglary	-	-
Aircraft Burglary	133	231
Theft, Petty	25	10
Misdemeanors, Misc.		
NON-CRIMINAL		179
Persons Missing	3	10
Juvenile, Non-Criminal	-	-
Commitments	134	65
Misc. Non-Criminal	14	1
Suicide and Attempt	-	-
Mentally Ill	-	-
Accidents, Traffic	5	2
Accidents, Misc.	-	-
Persons Dead	-	-

ALTADENA STATION

SEVEN MAJOR OFFENSES BY REPORTING DISTRICT

REPORTING DISTRICT	TOTAL REPORTED OFFENSES	CRIMINAL HOMICIDE	FORCIBLE RAPE	ROBBERY	AGGRAVATED ASSAULT	BURGLARY	GRAND THEFT	GRAND THEFT AUTO
STATION TOTAL	1366	1	16	53	165	914	90	127
Unincorporated								
750	11	-	-	-	5	4	1	1
751	35	-	-	1	4	23	3	4
753	3	-	-	-	-	3	-	-
771	377	-	6	13	38	276	19	25
772	259	1	2	5	35	172	14	30
773	165	-	2	7	12	112	16	16
774	190	-	1	14	42	106	9	18
775	86	-	3	2	4	57	0	11
776	84	-	1	3	10	58	8	4
777	138	-	1	8	15	88	9	17
778	18	-	-	-	-	15	2	1

ALTADENA STATION

SEVEN MAJOR OFFENSES CLEARED

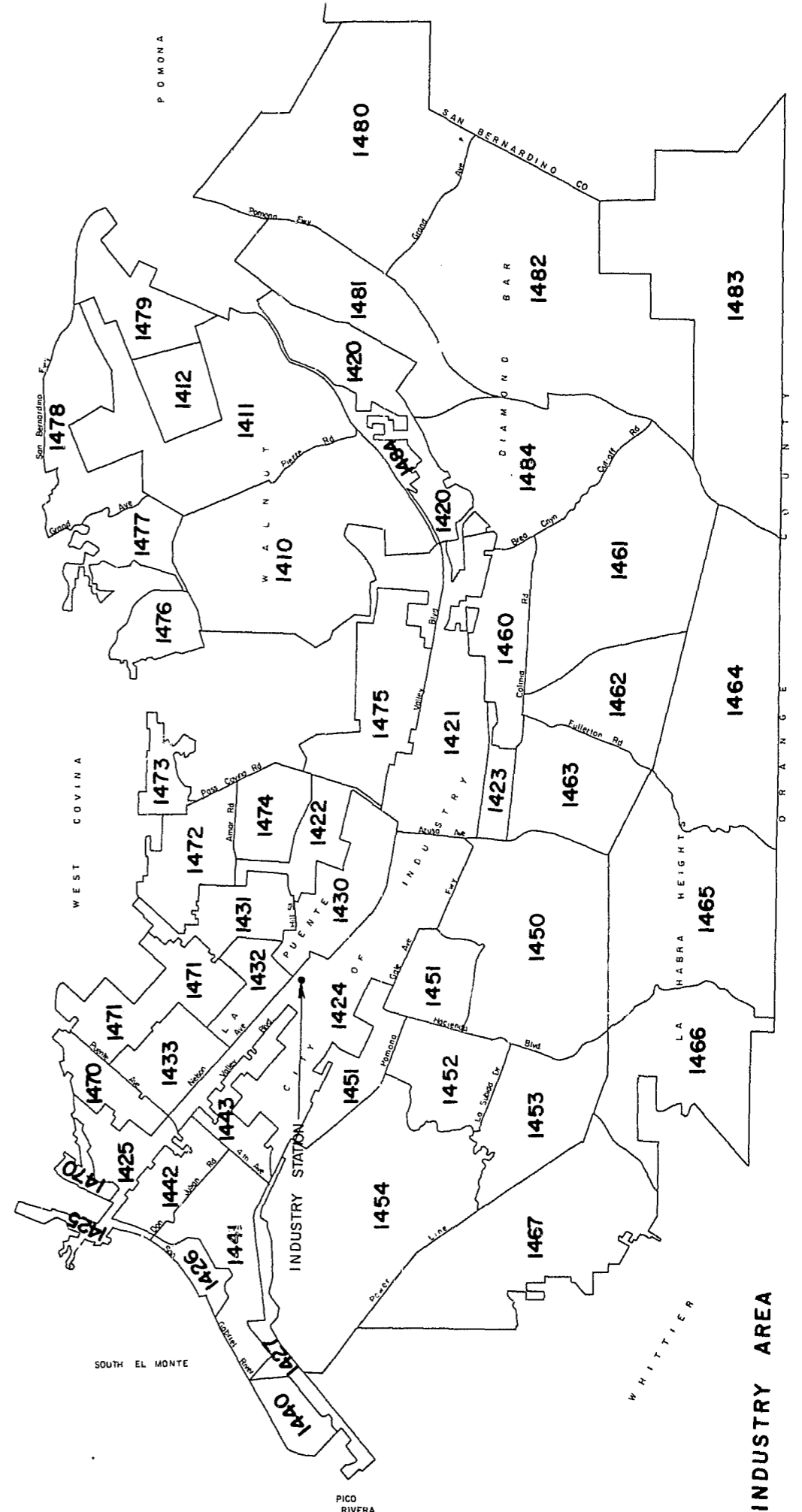
	STATION TOTAL
ACTUAL KNOWN OFFENSES	
TOTAL MAJOR OFFENSES*	1361
Number Cleared	232
Percent Cleared	17.0
WILFUL HOMICIDE	1
Number Cleared	-
Percent Cleared	-
FORCIBLE RAPE	16
Number Cleared	7
Percent Cleared	43.8
ROBBERY	53
Number Cleared	7
Percent Cleared	13.2
AGGRAVATED ASSAULT	165
Number Cleared	58
Percent Cleared	35.2
BURGLARY	909
Number Cleared	149
Percent Cleared	16.4
GRAND THEFT	90
Number Cleared	4
Percent Cleared	4.4
GRAND THEFT AUTO	127
Number Cleared	7
Percent Cleared	5.5

*Unfounded offense reports deducted from figures.

STOLEN AND RECOVERED PROPERTY

	AMOUNT STOLEN	AMOUNT RECOVERED	PERCENT
TOTAL	\$ 773,790	\$ 222,545	28.8
Robbery	29,004	2,793	9.6
Burglary	510,769	34,429	6.7
Theft	72,241	6,070	8.4
Auto Theft	148,105	178,460	-*
Checks	723	-	-
Miscellaneous	12,948	793	6.1
Number of Vehicles Recovered		150	

*Percentages not given as figures for first eleven months of Fiscal Year 1973-74 include recoveries made for other agencies.



CITY OF INDUSTRY STATION*

SYNOPSIS

	FISCAL YEAR 1973-74	FISCAL YEAR 1972-73	PERCENT CHANGE	PROJECTION 1974-75
SEVEN MAJOR OFFENSES Crime Rate per 10,000 Population	285.68	272.94	+ 5	-
NUMBER OF CASES HANDLED				
Criminal Homicide	6	9	- 33	8
Forcible Rape	38	61	- 38	50
Robbery	216	219	- 1	255
Aggravated Assault	782	541	+ 45	790
Burglary	3540	3270	+ 8	3600
Grand Theft	540	387	+ 40	520
Grand Theft Auto	664	689	- 4	685
TOTAL CASES HANDLED	21200	19662	+ 8	21660
ADULTS ARRESTED	6480	4839	+ 34	6130
JUVENILES ARRESTED	2783	2570	+ 8	2995
CASE ASSIGNMENTS TO ADULT DETECTIVES	9183	8370**	N.C.	N.C.
CASE ASSIGNMENTS TO JUVENILE DETECTIVES	7867	7675**	N.C.	N.C.
TRAFFIC				
Total Citations	17703	19325**	N.C.	N.C.
Total Accidents	518	508	+ 2	N.C.

* Station boundaries changed July 1, 1973. 1972-73 figures adjusted for comparison with 1973-74 figures.
** Includes figures for area now serviced by Pico Rivera Station.

PERCENTAGE CHANGES BY STATION AREA

STATION AREA	CASES HANDLED	ADULTS ARRESTED	JUVENILES ARRESTED
City of Industry	+ 14	+ 16	+ 16
La Puente	+ 3	+ 25	+ 2
Walnut	- 10	- 8	- 39
Unincorporated Area	+ 10	+ 46	+ 13

ANALYSIS OF CAUSES FOR ARREST IN CITY OF INDUSTRY STATION AREA

MOST FREQUENT CHARGES

Adult - Male
Drunk Driving
Narcotics
Warrants

21, 23
18
19

Female
Drunk Driving
Narcotics
Warrants

24, 30-34
19
19

Juvenile - Male
Burglary
Narcotics
Petty Theft

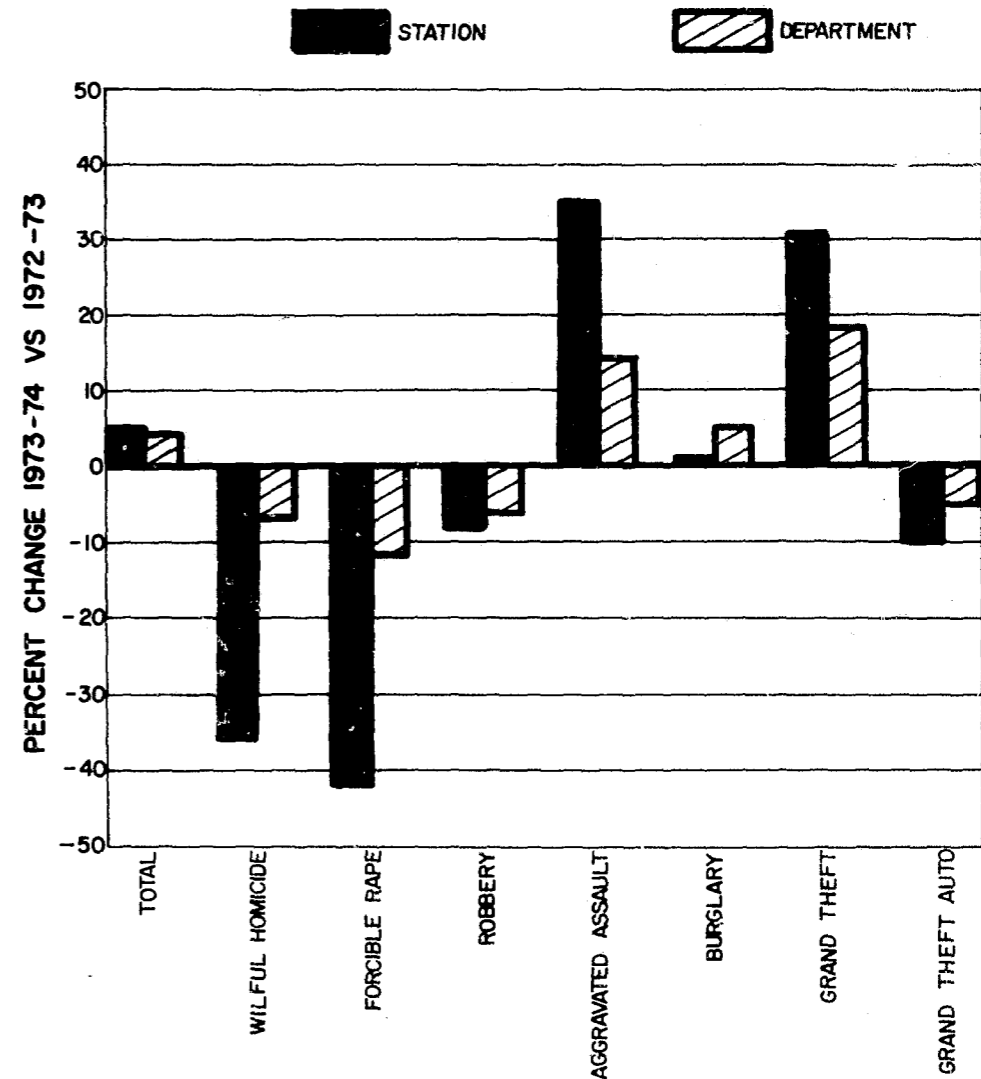
15
17
18

Female
Petty Theft
Persons Missing
Narcotics

15
15
17

CRIME RATE

CITY OF INDUSTRY

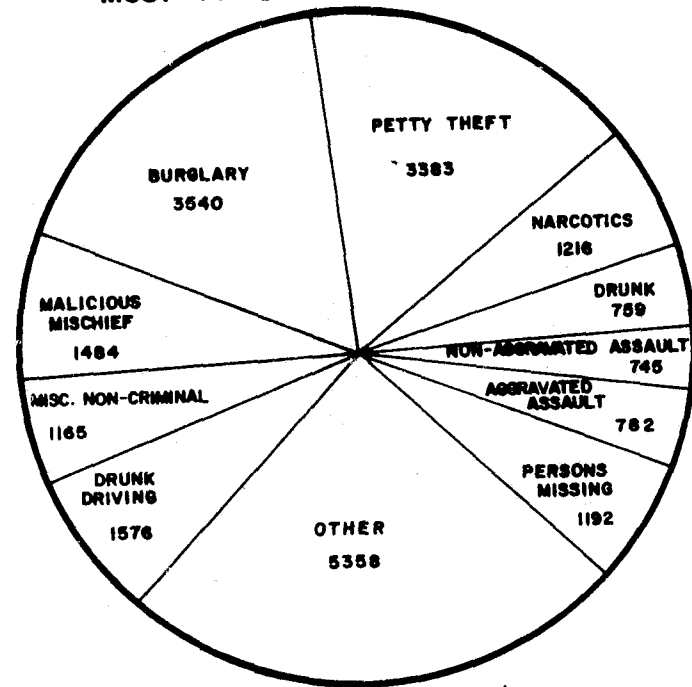


SEVEN MAJOR OFFENSES

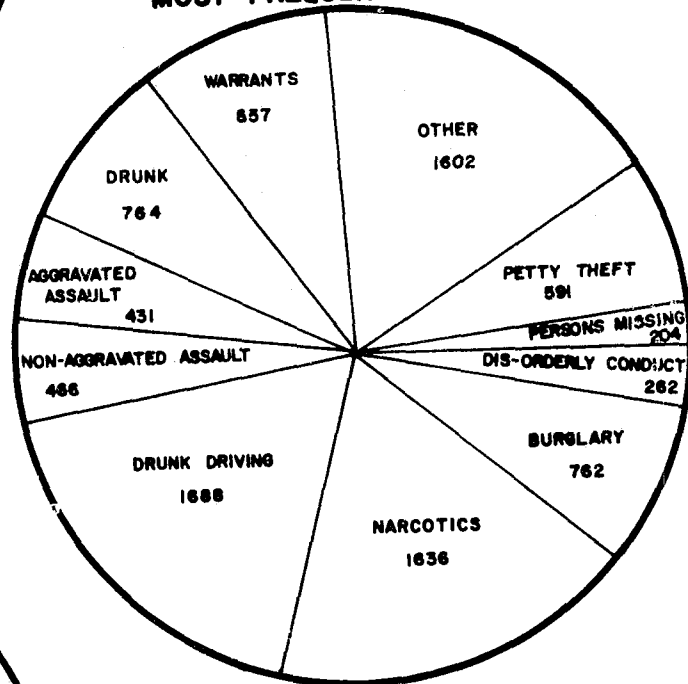
	AREA IN SQUARE MILES	POPULATION			CRIME RATE PER 10,000 SEVEN MAJOR OFFENSES		
		1973-74	1972-73	% CHANGE	1973-74	1972-73	% CHANGE
TOTAL AREA	112.51	202,532	189,645	+ 7	285.68	272.94	+ 5
UNINCORPORATED AREA	89.54	164,038	151,431	+ 8	236.65	227.83	+ 4
CITY OF INDUSTRY	10.79	709	707	-	7813.82	6845.83	+14
LA PUENTE	3.45	31,432	31,314	-	369.69	333.08	+11
WALNUT	8.73	6,353	6,193	+ 3	295.92	321.33	- 8

CITY OF INDUSTRY

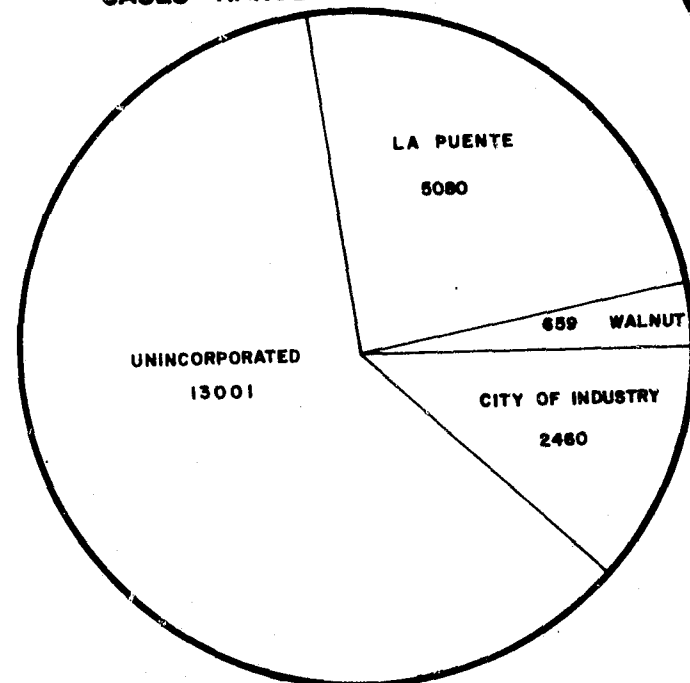
MOST FREQUENT CASES HANDLED



MOST FREQUENT ARRESTS



CASES HANDLED BY LOCATION



CITY OF INDUSTRY STATION

	TOTAL		
	CASES HANDLED	ADULTS ARRESTED	JUVENILES ARRESTED
TOTAL			
Fiscal Year 1973-74	21200	6480	2783
Fiscal Year 1972-73	19662*	4839*	2570*
Percent Change	+ 8	+ 34	+ 8
SEVEN MAJOR OFFENSES			
Criminal Homicide	6	5	4
Forcible Rape	38	14	5
Robbery	216	86	43
Aggravated Assault	782	292	139
Burglary	3540	296	466
Grand Theft	540	56	39
Grand Theft Auto	664	75	78
ALL OTHER OFFENSES			
Checks (Worthless)	123	1	-
Forgery	28	10	2
Sex Felonies	57	6	8
Sex Misdemeanors	208	32	44
Assaults, Non-Aggravated	745	326	140
Weapon Laws	269	146	54
Defrauding, Misdemeanor	9	3	-
Offenses Against Family	7	3	-
Narcotics	1216	1230	406
Liquor Laws	219	81	88
Drunk	759	637	127
Disorderly Conduct	348	158	104
Loitering	131	1	186
Gambling	5	10	-
Drunk Driving	1576	1655	33
Vehicle Laws	274	114	9
Malicious Mischief	1484	16	67
Arson	134	6	9
Warrants	-	857	-
Receiving Stolen Property	19	31	27
Federal Offenses W/Out Money	29	14	1
Federal Offenses With Money	31	2	3
Felonies, Miscellaneous	105	23	4
Vehicle Burglary	642	-	-
Phone Booth Burglary	26	-	-
Boat Burglary	1	-	-
Aircraft Burglary	-	-	-
Theft, Petty	3383	210	381
Misdemeanors, Miscellaneous	215	84	52
NON-CRIMINAL			
Persons Missing	1192	-	204
Juvenile, Non-Criminal	22	-	60
Commitments	-	-	-
Miscellaneous, Non-Criminal	1165	-	-
Suicide and Attempt	117	-	-
Mentally Ill	60	-	-
Accidents, Traffic	518	-	-
Accidents, Miscellaneous	185	-	-
Persons Dead	112	-	-

*Reflects boundaries for area serviced July 1, 1973.

CITY OF INDUSTRY STATION

UNINCORPORATED AREA

	CASES HANDLED	ADULTS ARRESTED	JUVENILES ARRESTED
TOTAL			
Fiscal Year 1973-74	13001	3818	1701
Fiscal Year 1972-73	11854*	2619*	1505*
Percent Change	+ 10	+ 46	+ 13
SEVEN MAJOR OFFENSES			
Criminal Homicide	4	2	4
Forcible Rape	25	10	3
Robbery	129	50	20
Aggravated Assault	508	188	106
Burglary	2549	175	321
Grand Theft	299	34	54
Grand Theft Auto	368	43	
ALL OTHER OFFENSES			
Checks (Worthless)	64	1	-
Forgery	10	4	1
Sex Felonies	42	6	8
Sex Misdemeanors	136	16	24
Assaults, Non-Aggravated	481	202	60
Weapon Laws	163	93	29
Defrauding, Misdemeanor	7	3	-
Offenses Against Family	4	3	-
Narcotics	818	818	299
Liquor Laws	134	44	55
Drunk	419	342	78
Disorderly Conduct	245	99	73
Loitering	77	-	117
Gambling	2	8	-
Drunk Driving	924	969	19
Vehicle Laws	160	64	7
Malicious Mischief	1013	7	35
Arson	87	1	5
Warrants	-	488	-
Receiving Stolen Property	8	22	22
Federal Offenses W/Out Money	18	7	-
Federal Offenses With Money	23	2	2
Felonies, Miscellaneous	48	15	3
Vehicle Burglary	329	-	-
Phone Booth Burglary	10	-	-
Boat Burglary	1	-	-
Aircraft Burglary	-	-	-
Theft, Petty	1850	46	90
Misdemeanors, Miscellaneous	150	56	25
NON-CRIMINAL			
Persons Missing	881	-	153
Juvenile, Non-Criminal	13	-	40
Commitments	-	-	-
Miscellaneous, Non-Criminal	775	-	-
Suicide and Attempt	82	-	-
Mentally Ill	43	-	-
Accidents, Traffic	-	-	-
Accidents, Miscellaneous	18	-	-
Persons Dead	84	-	-

*Reflects boundaries for area serviced July 1, 1973.

CITY OF INDUSTRY STATION

CITY OF INDUSTRY

	CASES HANDLED	ADULTS ARRESTED	JUVENILES ARRESTED
TOTAL			
Fiscal Year 1973-74	2460	768	313
Fiscal Year 1972-73	2162	663	269
Percent Change	+ 14	+ 16	+ 16
SEVEN MAJOR OFFENSES			
Criminal Homicide	1	1	-
Forcible Rape	2	-	1
Robbery	18	3	12
Aggravated Assault	49	24	5
Burglary	243	49	32
Grand Theft	141	17	4
Grand Theft Auto	100	14	4
ALL OTHER OFFENSES			
Checks (Worthless)	2	-	-
Forgery	12	3	-
Sex Felonies	2	-	-
Sex Misdemeanors	11	5	2
Assaults, Non-Aggravated	43	11	8
Weapon Laws	27	15	2
Defrauding, Misdemeanor	2	-	-
Offenses Against Family	-	-	-
Narcotics	104	92	12
Liquor Laws	16	9	4
Drunk	63	62	6
Disorderly Conduct	16	8	2
Loitering	9	-	2
Gambling	1	-	-
Drunk Driving	144	156	1
Vehicle Laws	49	15	1
Malicious Mischief	134	-	10
Arson	16	-	-
Warrants	-	139	-
Receiving Stolen Property	2	3	-
Federal Offenses W/Out Money	9	7	-
Federal Offenses With Money	2	1	-
Felonies, Miscellaneous	27	-	1
Vehicle Burglary	101	-	-
Phone Booth Burglary	9	-	-
Boat Burglary	-	-	-
Aircraft Burglary	-	-	-
Theft, Petty	611	120	189
Misdemeanors, Miscellaneous	20	14	5
NON-CRIMINAL			
Persons Missing	22	-	6
Juvenile, Non-Criminal	4	-	4
Commitments	-	-	-
Miscellaneous, Non-Criminal	149	-	-
Suicide and Attempt	6	-	-
Mentally Ill	6	-	-
Accidents, Traffic	215	-	-
Accidents, Miscellaneous	64	-	-
Persons Dead	8	-	-

CITY OF INDUSTRY STATION

CITY OF LA PUENTE

	CASES HANDLED	ADULTS ARRESTED	JUVENILES ARRESTED
TOTAL			
Fiscal Year 1973-74	5080	1754	704
Fiscal Year 1972-73	4916	1405	689
Percent Change	+ 3	+ 25	+ 2
SEVEN MAJOR OFFENSES			
Criminal Homicide	1	2	-
Forcible Rape	11	4	11
Robbery	66	30	28
Aggravated Assault	204	74	102
Burglary	634	59	6
Grand Theft	84	5	16
Grand Theft Auto	162	17	
ALL OTHER OFFENSES			
Checks (Worthless)	57	-	-
Forgery	6	3	1
Sex Felonies	12	-	-
Sex Misdemeanors	52	10	13
Assaults, Non-Aggravated	194	106	48
Weapon Laws	71	34	22
Defrauding, Misdemeanor	-	-	-
Offenses Against Family	3	-	81
Narcotics	265	281	29
Liquor Laws	69	28	42
Drunk	266	221	28
Disorderly Conduct	83	51	66
Loitering	44	1	-
Gambling	2	2	-
Drunk Driving	494	517	12
Vehicle Laws	60	32	1
Malicious Mischief	299	7	22
Arson	25	4	2
Warrants	-	204	-
Receiving Stolen Property	8	6	4
Federal Offenses W/Out Money	2	-	1
Federal Offenses With Money	6	-	1
Felonies, Miscellaneous	28	5	-
Vehicle Burglary	153	-	-
Phone Booth Burglary	-	-	-
Boat Burglary	-	-	-
Aircraft Burglary	-	-	-
Theft, Petty	830	42	97
Misdemeanors, Miscellaneous	36	9	22
NON-CRIMINAL			
Persons Missing	235	-	35
Juvenile, Non-Criminal	5	-	13
Commitments	-	-	-
Miscellaneous, Non-Criminal	906	-	-
Suicide and Attempt	24	-	-
Mentally Ill	10	-	-
Accidents, Traffic	262	-	-
Accidents, Miscellaneous	93	-	-
Persons Dead	18	-	-

CITY OF INDUSTRY STATION

CITY OF WALNUT

	CASES HANDLED	ADULTS ARRESTED	JUVENILES ARRESTED
TOTAL			
Fiscal Year 1973-74	659	140	65
Fiscal Year 1972-73	730	152	107
Percent Change	- 10	- 8	- 39
SEVEN MAJOR OFFENSES			
Criminal Homicide	-	-	-
Forcible Rape	-	-	-
Robbery	3	3	-
Aggravated Assault	21	6	-
Burglary	114	13	11
Grand Theft	16	-	1
Grand Theft Auto	34	1	4
ALL OTHER OFFENSES			
Checks (Worthless)	-	-	-
Forgery	-	-	-
Sex Felonies	1	-	-
Sex Misdemeanors	9	-	5
Assaults, Non-Aggravated	27	7	4
Weapon Laws	8	4	1
Defrauding, Misdemeanor	-	-	-
Offenses Against Family	-	-	-
Narcotics	29	39	14
Liquor Laws	-	-	-
Drunk	11	12	1
Disorderly Conduct	4	-	1
Loitering	1	-	1
Gambling	-	-	1
Drunk Driving	14	-	-
Vehicle Laws	5	13	1
Malicious Mischief	38	3	-
Arson	6	2	-
Warrants	-	1	2
Receiving Stolen Property	-	26	-
Federal Offenses W/Out Money	1	-	1
Federal Offenses With Money	-	-	-
Felonies, Miscellaneous	2	-	-
Vehicle Burglary	59	2	-
Phone Booth Burglary	7	-	-
Boat Burglary	-	-	-
Aircraft Burglary	-	-	-
Theft, Petty	92	-	-
Misdemeanors, Miscellaneous	9	5	-
NON-CRIMINAL			
Persons Missing	54	-	10
Juvenile, Non-Criminal	-	-	3
Commitments	-	-	-
Miscellaneous, Non-Criminal	35	-	-
Suicide and Attempt	5	-	-
Mentally Ill	1	-	-
Accidents, Traffic	41	-	-
Accidents, Miscellaneous	10	-	-
Persons Dead	2	-	-

CITY OF INDUSTRY STATION

CASE ASSIGNMENTS

	ADULT DETECTIVES	JUVENILE DETECTIVES
TOTAL		
Fiscal Year 1973-74	9183	7867
Fiscal Year 1972-73	8370*	7675*
Percent Change	N.C.	N.C.
SEVEN MAJOR OFFENSES		
Criminal Homicide	-	34
Forcible Rape	7	35
Robbery	176	574
Aggravated Assault	238	468
Burglary	3190	61
Grand Theft	483	85
Grand Theft Auto	606	
ALL OTHER OFFENSES		
Checks (Worthless)	1380	-
Forgery	17	3
Sex Felonies	1	57
Sex Misdemeanors	2	191
Assaults, Non-Aggravated	53	305
Weapon Laws	135	99
Defrauding, Misdemeanor	7	1
Offenses Against Family	-	7
Narcotics	13	425
Liquor Laws	3	86
Drunk	11	132
Disorderly Conduct	89	160
Loitering	3	130
Gambling	-	-
Drunk Driving	4	20
Vehicle Laws	37	104
Malicious Mischief	95	1367
Arson	7	24
Warrants	-	7
Rec. Stolen Property	15	7
Fed. Offenses W/Out Money	17	7
Fed. Offenses with Money	24	26
Felonies, Misc.	70	25
Vehicle Burglary	633	1
Phone Booth Burglary	26	-
Boat Burglary	1	-
Aircraft Burglary	-	1831
Theft, Petty	1357	75
Misdemeanors, Misc.	54	
NON-CRIMINAL		
Persons Missing	3	1128
Juvenile, Non-Criminal	-	23
Commitments	-	-
Misc. Non-Criminal	356	318
Suicide and Attempt	60	41
Mentally Ill	3	-
Accidents, Traffic	-	10
Accidents, Misc.	7	-
Persons Dead	-	-

*Includes figures for area now serviced by Pico Rivera Station

CITY OF INDUSTRY STATION

SEVEN MAJOR OFFENSES BY REPORTING DISTRICT

REPORTING DISTRICT	TOTAL REPORTED OFFENSES	CRIMINAL HOMICIDE	FORCIBLE RAPE	ROBBERY	AGGRAVATED ASSAULT	BURGLARY	GRAND THEFT	GRAND THEFT AUTO
STATION TOTAL	5786	6	38	216	782	3540	540	664
Walnut								
1410	83	-	-	-	9	59	5	10
1411	71	-	-	2	10	46	6	7
1412	34	-	-	1	2	9	5	17
Industry								
1420	15	-	-	-	3	7	4	1
1421	88	-	-	1	8	31	33	15
1422	29	-	1	-	2	21	2	3
1423	50	-	-	4	-	12	17	17
1424	248	1	-	10	28	123	51	35
1425	75	-	-	1	7	35	19	13
1426	2	-	-	1	-	1	-	-
1427	47	-	1	1	1	13	15	16
La Puente								
1430	349	1	4	18	70	190	19	47
1431	345	-	2	21	48	183	35	56
1432	174	-	-	10	33	95	15	21
1433	294	-	5	17	53	166	15	38
Unincorporated								
1440	22	-	-	2	4	4	8	4
1441	158	-	1	7	13	107	11	19
1442	152	-	2	7	37	75	12	19
1443	48	-	-	3	12	17	7	9
1450	235	-	-	3	14	184	14	20
1451	319	-	1	13	54	203	25	23
1452	177	-	1	-	7	134	17	18
1453	124	-	-	-	11	94	6	13

CITY OF INDUSTRY STATION

SEVEN MAJOR OFFENSES BY REPORTING DISTRICT - CONTINUED

REPORTING DISTRICT	TOTAL REPORTED OFFENSES	CRIMINAL HOMICIDE	FORCIBLE RAPE	ROBBERY	AGGRAVATED ASSAULT	BURGLARY	GRAND THEFT	GRAND THEFT AUTO
Unincorporated								
1454	80	-	1	-	1	65	5	8
1460	140	-	2	5	9	90	18	16
1461	144	1	1	2	19	94	17	10
1462	152	-	-	4	12	103	14	19
1463	54	-	-	-	6	33	6	9
1464	7	-	-	-	-	5	2	-
1465	68	1	-	1	10	47	6	3
1466	59	-	1	1	6	43	6	2
1467	3	-	1	-	-	1	1	-
1470	302	-	2	11	77	166	15	31
1471	412	-	1	23	54	282	15	37
1472	214	-	2	20	23	140	14	15
1473	74	-	1	8	18	38	6	3
1474	168	1	-	2	21	119	9	16
1475	382	1	3	7	74	240	14	43
1476	-	-	-	-	-	-	-	-
1477	10	-	-	-	1	7	1	1
1478	17	-	-	-	-	12	2	3
1479	2	-	1	-	-	-	-	1
1480	124	-	1	6	7	78	20	12
1481	47	-	-	-	9	29	7	2
1482	117	-	1	4	4	88	11	9
1483	5	-	-	-	-	4	1	-
1484	66	-	2	-	5	47	9	3

CITY OF INDUSTRY STATION

SEVEN MAJOR OFFENSES CLEARED

	STATION TOTAL	UNINCORPORATED AREA	INDUSTRY	LA PUENTE	WALNUT
ACTUAL KNOWN OFFENSES					
TOTAL MAJOR OFFENSES*	5763	3869	550	1158	186
Number Cleared	800	531	76	162	31
Percent Cleared	13.9	13.7	13.8	14.0	16.7
WILFUL HOMICIDE	6	4	1	1	-
Number Cleared	7	5	1	1	-
Percent Cleared	100.0	100.0	100.0	100.0	-
FORCIBLE RAPE	37	24	2	11	-
Number Cleared	12	8	-	4	-
Percent Cleared	32.4	33.3	-	36.4	-
ROBBERY	215	128	18	66	3
Number Cleared	40	23	2	13	2
Percent Cleared	18.6	18.0	11.1	19.7	66.7
AGGRAVATED ASSAULT	777	506	49	202	20
Number Cleared	295	197	19	68	11
Percent Cleared	38.0	38.9	38.8	33.7	55.0
BURGLARY	3533	2545	241	634	113
Number Cleared	373	258	40	61	14
Percent Cleared	10.6	10.1	16.6	9.6	12.4
GRAND THEFT	536	297	140	83	16
Number Cleared	37	21	10	6	-
Percent Cleared	6.9	7.1	7.1	7.2	-
GRAND THEFT AUTO	659	365	99	161	34
Number Cleared	36	19	4	9	4
Percent Cleared	5.5	5.2	4.0	5.6	11.8

~~Number~~ offense reports deducted from figures.

STOLEN AND RECOVERED PROPERTY

	AMOUNT STOLEN	AMOUNT RECOVERED	PERCENT
TOTAL	\$2,835,322	\$875,242	30.9
Robbery	40,538	14,005	34.6
Burglary	1,347,381	230,009	17.1
Theft	583,541	38,636	6.6
Auto Theft	751,410	587,640	-*
Checks	2,768	-	-
Miscellaneous	109,684	4,952	4.5

Number of Vehicles Recovered 625

*Percentage not given as figures for first eleven months of Fiscal Year 1973-74 include recoveries made for other agencies.

TRAFFIC ACCIDENT AND ENFORCEMENT SUMMARY

CITY OF INDUSTRY STATION

CLASSIFICATION	STATION TOTAL		UNINCORPORATED AREA TOTAL		WALNUT	
	TRAFFIC ACCIDENTS	TRAFFIC CITATIONS	TRAFFIC ACCIDENTS	TRAFFIC CITATIONS	TRAFFIC ACCIDENTS	TRAFFIC CITATIONS
TOTAL: 1973-74	518	17703	N. A.	4361	41	7138
TOTAL: 1972-73	508	19325*	N. A.	4214*	24	7087
PERCENT CHANGE	+2	N. C.	-	N. C.	+71	+1
Hazardous Violations:		9056		2619		1417
Speed	74	2286			10	596
Fail Yield Uncont I/S	1	5			-	-
Fail Yield Turn Left	34	58			-	8
Fail Yield Enter Hwy	54	59			6	11
Fail Yield M.V. All Other	2	9			1	1
Failed to Yield to Ped	2	8			-	6
Failed Obey Stop Sign	15	514			1	124
Failed Obey Other Signs	2	532			-	266
Failed Obey Traf Signal	29	281			2	55
Failed Obey Other Traf Dev	2	103			-	3
Made Unsafe Turn	18	193			-	101
Failed to Signal	2	21			1	1
Wrong Side/Way on St	31	84			3	17
Following Too Closely	37	61			1	13
Unsafe Passing	9	29			1	1
Fail Stay in One Lane	16	70			1	10
Unsafe Parking	1	94			-	23
Unsafe Acts, Non-Driving	-	9			-	1
Unsafe Cond or Oper	4	342			-	26
Inad/Unsafe Headlights	-	89			-	1
Inad/Unsafe Tail/Brk Lt	-	82			-	5
All Other Unsafe Lights	2	486			-	32
Inad. Defect Brakes	6	15			-	1
Unsafe Equipment Other	1	777			-	74
Towing/Loading Rules	-	1			-	-
Size/Weight Rules	-	2			-	-
Ped Failed to Yield	4	2			-	-
Other Ped Violation	-	29			-	4
Reckless Driving	4	111			-	15
Drunk Driving	53	-			1	-
Other Haz Driving Viol	25	2704		2619	5	22
No Violation	39				4	
Violation Unknown	51				4	
Non-Hazardous Violations:		8647		1742		5721

* Includes figures from area now in Pico Rivera Station

CONTINUED

1 OF 4

TRAFFIC ACCIDENT AND ENFORCEMENT SUMMARY

CITY OF INDUSTRY STATION - CONT.

CLASSIFICATION	CITY OF INDUSTRY	
	TRAFFIC ACCIDENTS	TRAFFIC CITATIONS
TOTAL: 1973-74	215	2509
TOTAL: 1972-73	202	3049
PERCENT CHANGE	+6	-18
Hazardous Violations:		2003
Speed	38	236
Fail Yield Uncont I/S	-	4
Fail Yield Turn Left	22	24
Fail Yield Enter Hwy	25	28
Fail Yield M.V. All Other	1	3
Failed to Yield to Ped	-	1
Failed Obey Stop Sign	7	247
Failed Obey Other Signs	1	187
Failed Obey Traf Signal	14	102
Failed Obey Other Traf Dev	2	62
Made Unsafe Turn	5	59
Failed to Signal	1	3
Wrong Side Way on St	12	20
Following Too Closely	16	30
Unsafe Passing	5	24
Fail Stay in One Lane	10	30
Unsafe Parking	-	14
Unsafe Acts. Non-Driving	-	3
Unsafe Cond or Oper	2	146
Inad. Unsafe Headlights	-	57
Inad. Unsafe Tail Brk Lt	-	54
All Other Unsafe Lights	1	190
Inad. Defect Brakes	4	6
Unsafe Equipment Other	-	420
Towing Loading Rules	-	
Size/Weight Rules	-	
Ped Failed to Yield	-	
Other Ped Violation	-	3
Reckless Driving	1	23
Drunk Driving	18	
Other Haz Driving Viol	8	27
No Violation	15	
Violation Unknown	12	
Non-Hazardous Violations:		506

LA PUENTE	
TRAFFIC ACCIDENTS	TRAFFIC CITATIONS
262	3695
282	4975
-7	-26
	3017
31	1454
1	1
12	26
23	20
-	5
2	1
7	143
1	79
13	124
-	38
13	33
-	17
16	47
20	18
3	4
5	30
1	57
-	5
2	170
-	31
-	23
1	264
2	8
1	283
-	1
-	2
4	2
-	22
3	73
34	
12	36
20	
35	
	678

TRAFFIC ACCIDENT AND ENFORCEMENT SUMMARY

CITY OF INDUSTRY STATION

CLASSIFICATION	STATION TOTAL		UNINCORPORATED AREA TOTAL		WALNUT	
	TRAFFIC ACCIDENTS	TRAFFIC CITATIONS	TRAFFIC ACCIDENTS	TRAFFIC CITATIONS	TRAFFIC ACCIDENTS	TRAFFIC CITATIONS
TOTAL: 1973-74	518	17703	N. A.	4361	41	7138
TOTAL: 1972-73	508	19325*	N. A.	4214*	24	7087
PERCENT CHANGE	+2	N.C.	-	N.C.	+71	+1
Hazardous Violations:		9056		2619		1417
Speed	74	2286			10	596
Fail Yield Uncont I/S	1	5			-	-
Fail Yield Turn Left	34	58			-	8
Fail Yield Enter Hwy	54	59			6	11
Fail Yield M/V All Other	2	9			1	1
Failed to Yield to Ped	2	8			-	6
Failed Obey Stop Sign	15	514			1	124
Failed Obey Other Signs	2	532			-	266
Failed Obey Traf Signal	29	281			2	55
Failed Obey Other Traf Dev	2	103			-	3
Made Unsafe Turn	18	193			-	101
Failed to Signal	2	21			1	1
Wrong Side/Way on St	31	84			3	17
Following Too Closely	37	61			1	13
Unsafe Passing	9	29			1	1
Fail Stay in One Lane	16	70			1	10
Unsafe Parking	1	94			-	23
Unsafe Acts Non-Driving	-	9			-	1
Unsafe Cond or Oper	4	342			-	26
Inad/Unsafe Headlights	-	89			-	1
Inad/Unsafe Tail/Brk Lt	-	82			-	5
All Other Unsafe Lights	2	486			-	32
Inad/Defect Brakes	6	15			-	1
Unsafe Equipment Other	1	777			-	74
Towing/Loading Rules	-	1			-	-
Size/Weight Rules	-	2			-	-
Ped Failed to Yield	4	2			-	-
Other Ped Violation	-	29			-	4
Reckless Driving	4	111			-	15
Drunk Driving	53	-			1	-
Other Haz Driving Viol	25	2704		2619	5	22
No Violation	39				4	
Violation Unknown	51				4	
Non-Hazardous Violations:		8647		1742		5721

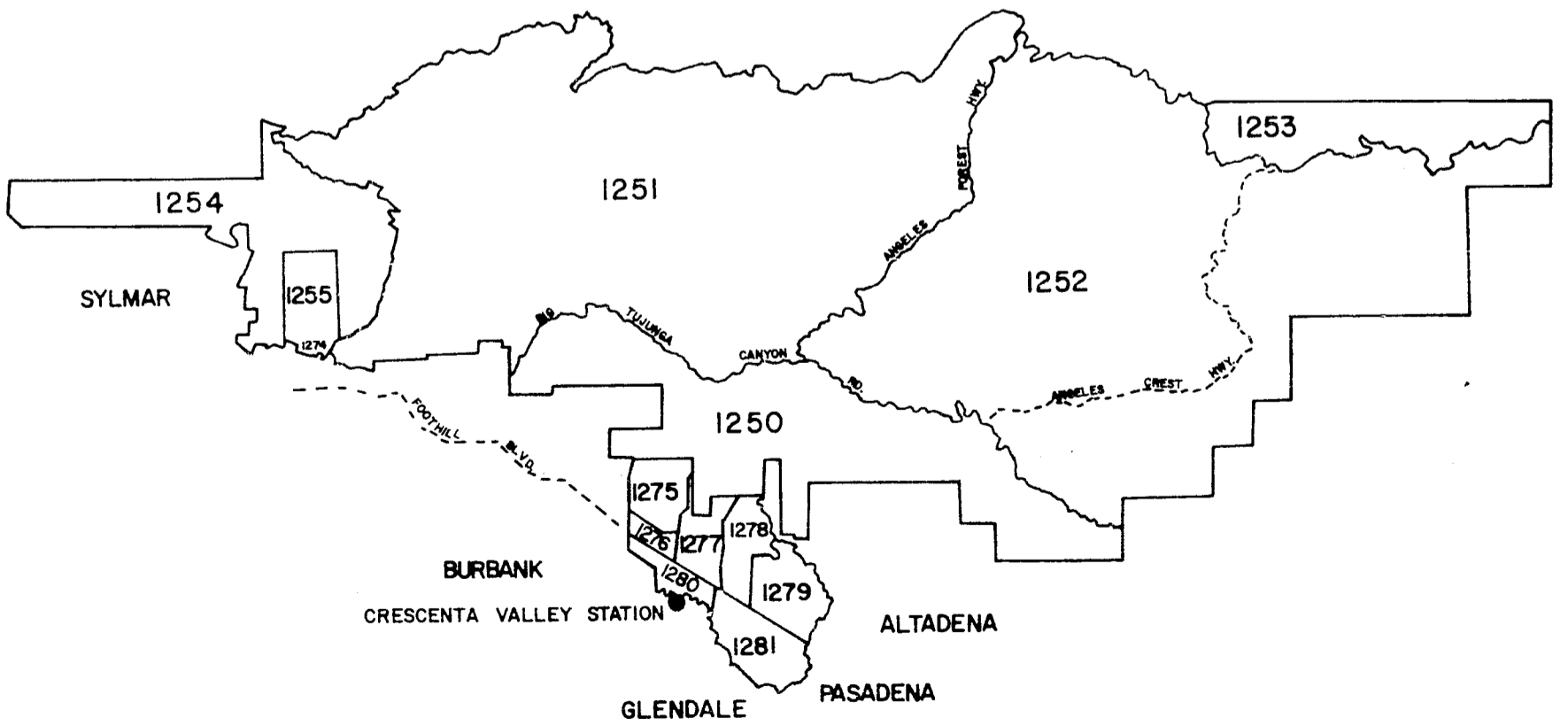
* Includes figures from area now in Pico Rivera Station

TRAFFIC ACCIDENT AND ENFORCEMENT SUMMARY

CITY OF INDUSTRY STATION - CONT.

CLASSIFICATION	CITY OF INDUSTRY		LA PUENTE	
	TRAFFIC ACCIDENTS	TRAFFIC CITATIONS	TRAFFIC ACCIDENTS	TRAFFIC CITATIONS
TOTAL: 1973-74	215	2509	262	3695
TOTAL: 1972-73	202	3049	282	4975
PERCENT CHANGE	+6	-18	-7	-26
Hazardous Violations:		2003		3017
Speed	33	236	31	1454
Fail Yield Uncont I/S	-	4	1	1
Fail Yield Turn Left	22	24	12	26
Fail Yield Enter Hwy	25	28	23	20
Fail Yield M/V All Other	1	3	-	5
Failed to Yield to Ped	-	1	2	1
Failed Obey Stop Sign	7	247	7	143
Failed Obey Other Signs	1	187	1	79
Failed Obey Traf Signal	14	102	13	124
Failed Obey Other Traf Dev	2	62	-	38
Made Unsafe Turn	5	59	13	33
Failed to Signal	1	3	-	17
Wrong Side Way on St	12	20	16	47
Following Too Closely	16	30	20	18
Unsafe Passing	5	24	3	4
Fail Stay in One Lane	10	30	5	30
Unsafe Parking	-	14	1	57
Unsafe Acts Non-Driving	-	3	-	5
Unsafe Cond or Oper	2	146	2	170
Inad/Unsafe Headlights	-	57	-	31
Inad/Unsafe Tail/Brk Lt	-	54	-	23
All Other Unsafe Lights	1	190	1	264
Inad/Defect Brakes	4	6	2	8
Unsafe Equipment Other	-	420	1	283
Towing/Loading Rules	-	-	-	1
Size/Weight Rules	-	-	-	2
Ped Failed to Yield	-	-	4	2
Other Ped Violation	-	3	-	22
Reckless Driving	1	23	3	73
Drunk Driving	18	-	34	-
Other Haz Driving Viol	8	27	12	36
No Violation	15		20	
Violation Unknown	12		35	
Non-Hazardous Violations:		506		678

CRESCENTA VALLEY AREA



CRESCENTA VALLEY STATION

SYNOPSIS

	FISCAL YEAR 1973-74	FISCAL YEAR 1972-73	PERCENT CHANGE	PROJECTION 1974-75
SEVEN MAJOR OFFENSES				
Crime Rate per 10,000 Population	193.41	163.48	+ 18	-
NUMBER OF CASES HANDLED				
Criminal Homicide	2	3	- 33	3
Forcible Rape	8	13	- 38	11
Robbery	18	12	+ 50	18
Aggravated Assault	85	77	+ 10	95
Burglary	495	447	+ 11	490
Grand Theft	68	36	+ 89	65
Grand Theft Auto	115	81	+ 42	95
TOTAL CASES HANDLED	3434	3169	+ 8	3475
ADULTS ARRESTED	691	657	+ 5	895
JUVENILES ARRESTED	616	442	+ 39	525
CASE ASSIGNMENTS TO ADULT DETECTIVES	1776	1448	+ 23	1665
CASE ASSIGNMENTS TO JUVENILE DETECTIVES	1308	1215	+ 8	1335
TRAFFIC				
Total Citations	4797	2165	+ 122	N. C.
Total Accidents*	-	-	-	-
Hazardous Violations	1177	1241	- 5	-
Non-Hazardous Violations	3620	924	+ 292	-

*Accidents handled by California Highway Patrol.

ANALYSIS OF CAUSES FOR ARREST IN CRESCENTA VALLEY STATION AREA

MOST FREQUENT CHARGES

Adult - Male
Narcotics
Warrants
Drunk Driving

Female
Narcotics
Drunk
Drunk Driving

Juvenile - Male
Narcotics
Burglary
Petty Theft

Female
Persons Missing
Narcotics
Loitering

MOST FREQUENT AGES

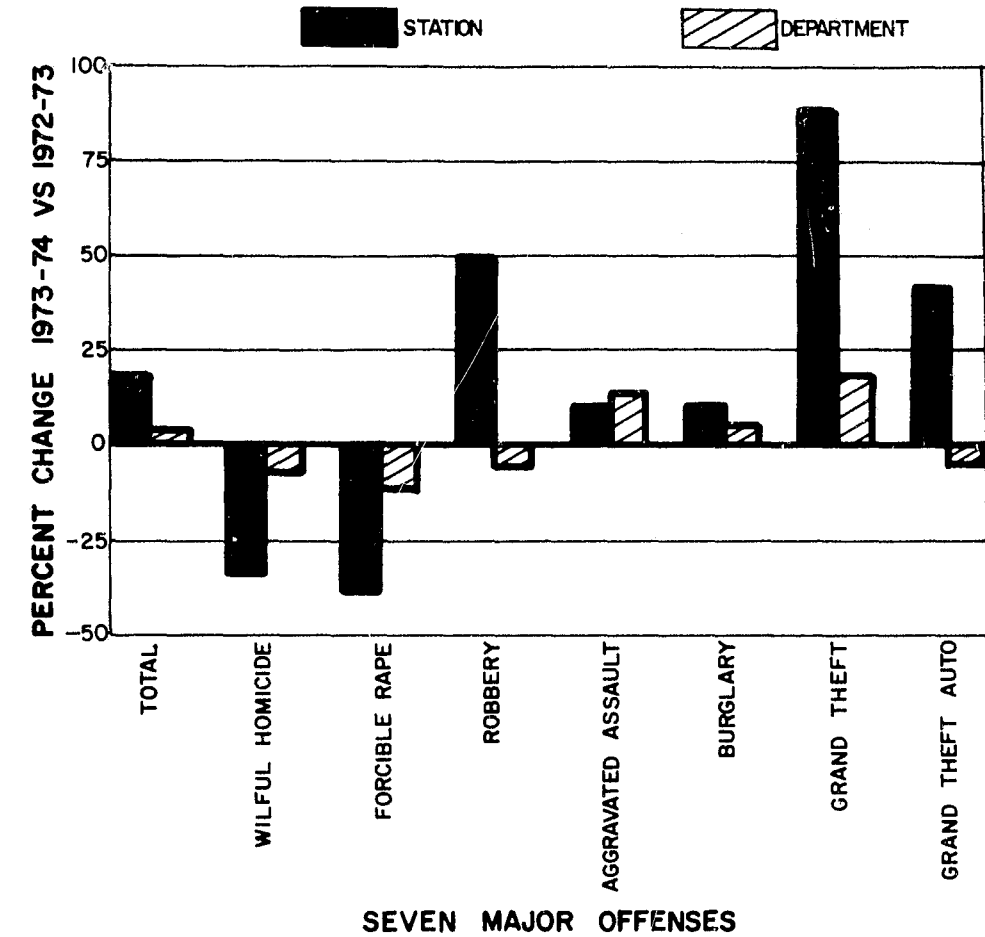
18
20
19

18
19, 21, 22, 24
21, 23

16
16
15

15
16
16

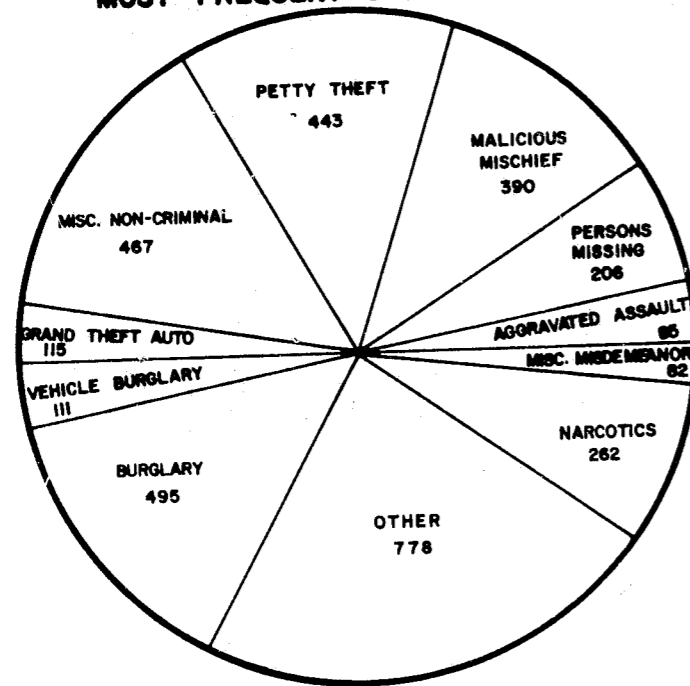
**CRIME RATE
CRESCENTA VALLEY**



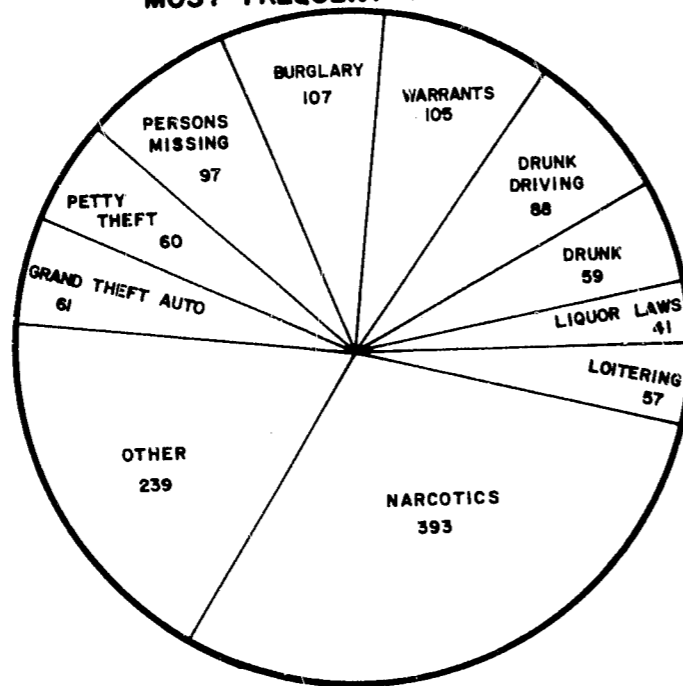
	AREA IN SQUARE MILES	POPULATION			CRIME RATE PER 10,000 SEVEN MAJOR OFFENSES		
		1973-74	1972-73	% CHANGE	1973-74	1972-73	% CHANGE
TOTAL AREA	233.49	40,898	40,921	-	193.41	163.48	+ 18

CRESCENTA VALLEY

MOST FREQUENT CASES HANDLED



MOST FREQUENT ARRESTS



CRESCENTA VALLEY STATION

TOTAL

	CASES HANDLED	ADULTS ARRESTED	JUVENILES ARRESTED
TOTAL			
Fiscal Year 1973-74	3434	691	616
Fiscal Year 1972-73	3169	657	442
Percent Change	+ 8	+ 5	+ 39
SEVEN MAJOR OFFENSES			
Criminal Homicide	2	-	1
Forcible Rape	8	-	2
Robbery	18	4	3
Aggravated Assault	85	16	6
Burglary	495	50	57
Grand Theft	68	4	7
Grand Theft Auto	115	22	39
ALL OTHER OFFENSES			
Checks (Worthless)	19	-	-
Forgery	10	2	-
Sex Felonies	7	5	1
Sex Misdemeanors	20	2	-
Assaults, Non-Aggravated	65	12	7
Weapon Laws	43	18	7
Defrauding, Misdemeanor	-	4	-
Offenses Against Family	1	-	-
Narcotics	262	244	149
Liquor Laws	23	12	29
Drunk	62	50	9
Disorderly Conduct	57	11	9
Loitering	23	-	57
Gambling	-	-	-
Drunk Driving	78	85	3
Vehicle Laws	53	13	5
Malicious Mischief	390	-	22
Arson	45	2	3
Warrants	-	105	-
Receiving Stolen Property	-	-	7
Federal Offenses W/Out Money	8	4	1
Federal Offenses With Money	7	-	-
Felonies, Miscellaneous	46	11	10
Vehicle Burglary	111	-	-
Phone Booth Burglary	1	-	-
Boat Burglary	-	-	-
Aircraft Burglary	-	-	-
Theft, Petty	443	3	57
Misdemeanors, Miscellaneous	82	12	12
NON-CRIMINAL			
Persons Missing	206	-	97
Juvenile, Non-Criminal	18	-	16
Commitments	-	-	-
Miscellaneous, Non-Criminal	467	-	-
Suicide and Attempt	35	-	-
Mentally Ill	11	-	-
Accidents, Traffic	-	-	-
Accidents, Miscellaneous	32	-	-
Persons Dead	18	-	-

CRESCENTA VALLEY STATION

CASE ASSIGNMENTS

	ADULT DETECTIVES	JUVENILE DETECTIVES
TOTAL		
Fiscal Year 1973-74	1776	1308
Fiscal Year 1972-73	1448	1215
Percent Change	+23	+8
SEVEN MAJOR OFFENSES		
Criminal Homicide	-	-
Forcible Rape	4	6
Robbery	12	7
Aggravated Assault	59	31
Burglary	411	90
Grand Theft	62	10
Grand Theft Auto	118	13
ALL OTHER OFFENSES		
Checks (Worthless)	252	-
Forgery	9	2
Sex Felonies	2	5
Sex Misdemeanors	4	15
Assaults, Non-Aggravated	22	24
Weapon Laws	16	19
Defrauding, Misdemeanor	-	-
Offenses Against Family	-	1
Narcotics	11	105
Liquor Laws	-	12
Drunk	4	4
Disorderly Conduct	31	20
Loitering	-	24
Gambling	-	-
Drunk Driving	-	-
Vehicle Laws	18	15
Malicious Mischief	187	201
Arson	-	21
Warrants	-	-
Rec. Stolen Property	-	3
Fed. Offenses W/Out Money	5	-
Fed. Offenses with Money	7	-
Felonies, Misc.	18	9
Vehicle Burglary	88	29
Phone Booth Burglary	1	1
Boat Burglary	-	-
Aircraft Burglary	-	-
Theft, Petty	141	305
Misdemeanors, Misc.	59	11
NON-CRIMINAL		
Persons Missing	1	188
Juvenile, Non-Criminal	-	18
Commitments	-	-
Misc. Non-Criminal	194	109
Suicide and Attempt	21	2
Mentally Ill	-	-
Accidents, Traffic	-	-
Accidents, Misc.	19	8
Persons Dead	-	-

CRESCENTA VALLEY STATION

SEVEN MAJOR OFFENSES BY REPORTING DISTRICT

REPORTING DISTRICT	TOTAL REPORTED OFFENSES	CRIMINAL HOMICIDE	FORCIBLE RAPE	ROBBERY	AGGRAVATED ASSAULT	BURGLARY	GRAND THEFT	GRAND THEFT AUTO
STATION TOTAL	791	2	8	18	85	495	68	115
Unincorporated								
1250	31	-	4	-	9	10	5	3
1251	24	1	-	-	12	11	-	-
1252	26	-	-	-	12	9	4	1
1253	1	-	-	-	-	-	1	-
1254	29	-	2	3	6	15	2	1
1255	26	-	-	1	3	18	2	2
1274	18	-	-	-	1	15	-	2
1275	48	-	-	-	1	34	5	8
1276	107	-	2	2	7	74	7	15
1277	52	-	-	2	3	36	5	6
1278	60	1	-	1	2	43	7	6
1279	89	-	-	-	3	62	11	13
1280	183	-	-	7	19	93	14	50
1281	97	-	-	2	7	75	5	8

CRESCENTA VALLEY STATION

SEVEN MAJOR OFFENSES CLEARED

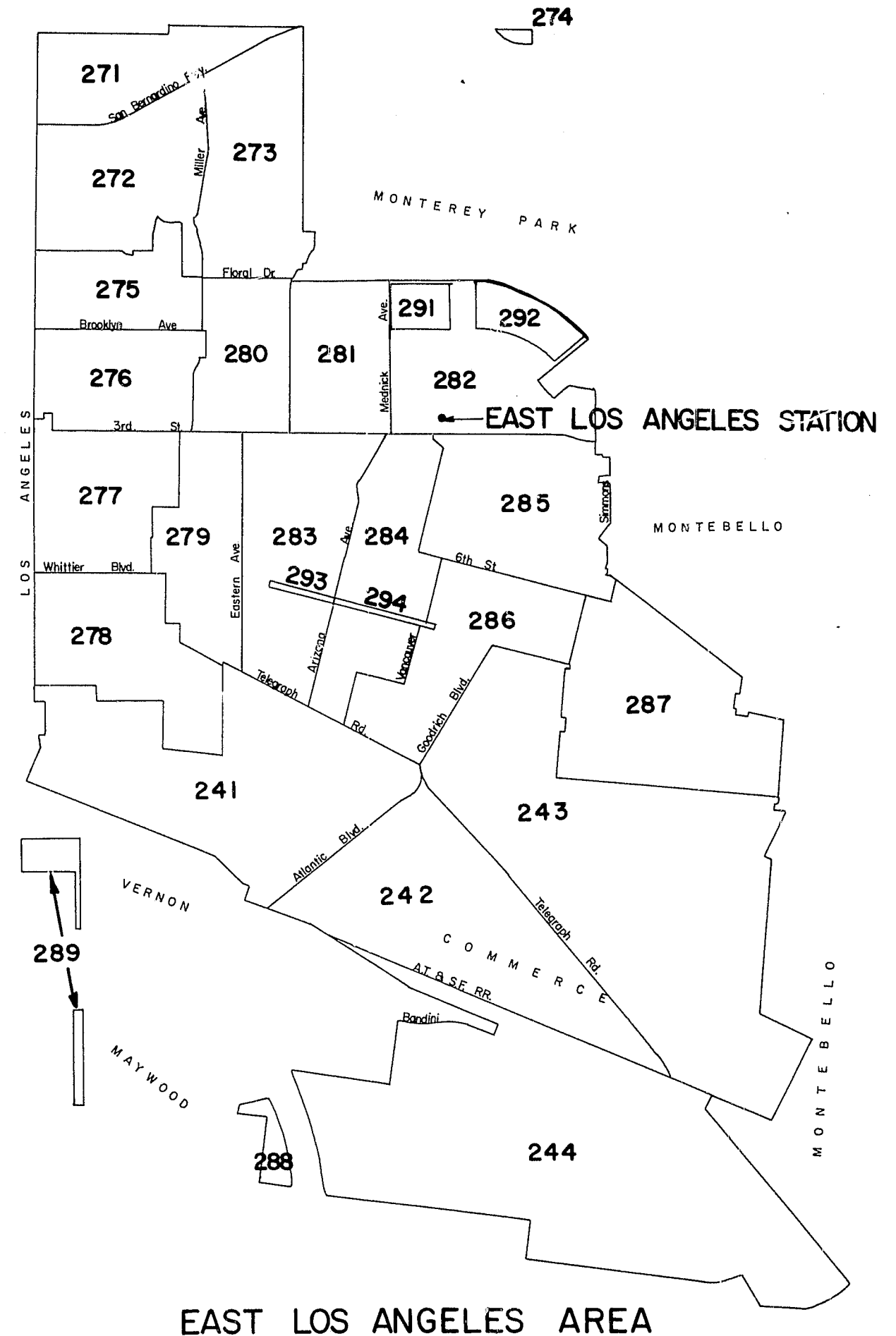
	STATION TOTAL
ACTUAL KNOWN OFFENSES	
TOTAL MAJOR OFFENSES*	783
Number Cleared	110
Percent Cleared	14.0
WILFUL HOMICIDE	2
Number Cleared	1
Percent Cleared	50.0
FORCIBLE RAPE	8
Number Cleared	-
Percent Cleared	-
ROBBERY	17
Number Cleared	3
Percent Cleared	17.6
AGGRAVATED ASSAULT	85
Number Cleared	32
Percent Cleared	37.6
BURGLARY	491
Number Cleared	59
Percent Cleared	12.0
GRAND THEFT	66
Number Cleared	4
Percent Cleared	6.1
GRAND THEFT AUTO	114
Number Cleared	11
Percent Cleared	9.6

*Unfounded offense reports deducted from figures.

STOLEN AND RECOVERED PROPERTY

	AMOUNT STOLEN	AMOUNT RECOVERED	PERCENT
TOTAL	\$422,283	\$188,773	44.7
Robbery	3,453	2,112	61.2
Burglary	196,892	18,631	9.5
Theft	74,525	15,533	20.9
Auto Theft	127,251	-	-
Checks	360	-	-
Miscellaneous	19,802	1,382	7.0
Number of Vehicles Recovered		149	

*Percentage not given as figures for first eleven months of Fiscal Year 1973-74 include recoveries made for other agencies.



EAST LOS ANGELES STATION

SYNOPSIS

	FISCAL YEAR 1973-74	FISCAL YEAR 1972-73	PERCENT CHANGE	PROJECTION 1974-75
SEVEN MAJOR OFFENSES				
Crime Rate per 10,000 Population	433.62	459.58	- 6	
NUMBER OF CASES HANDLED				
Criminal Homicide	21	24	- 12	30
Forcible Rape	51	56	- 9	55
Robbery	253	331	- 24	315
Aggravated Assault	988	916	+ 8	1165
Burglary	1881	2168	- 13	2060
Grand Theft	393	411	- 4	435
Grand Theft Auto	1334	1370	- 3	1500
TOTAL CASES HANDLED	15160	16516	- 8	16425
ADULTS ARRESTED	6856	5189	+ 32	5885
JUVENILES ARRESTED	2221	2190	+ 1	2090
CASE ASSIGNMENTS TO ADULT DETECTIVES	6091	7022	- 13	6160
CASE ASSIGNMENTS TO JUVENILE DETECTIVES	3916	4278	- 8	3845
TRAFFIC				
Total Citations	33304	29251	+ 14	N. C.
Total Accidents	389	394	- 1	N. C.

PERCENTAGE CHANGES BY STATION AREA

STATION AREA	CASES HANDLED	ADULTS ARRESTED	JUVENILES ARRESTED
City of Commerce	- 7	+ 61	- 2
Unincorporated Area	- 9	+ 26	+ 2

ANALYSIS OF CAUSES FOR ARREST IN EAST LOS ANGELES STATION AREA

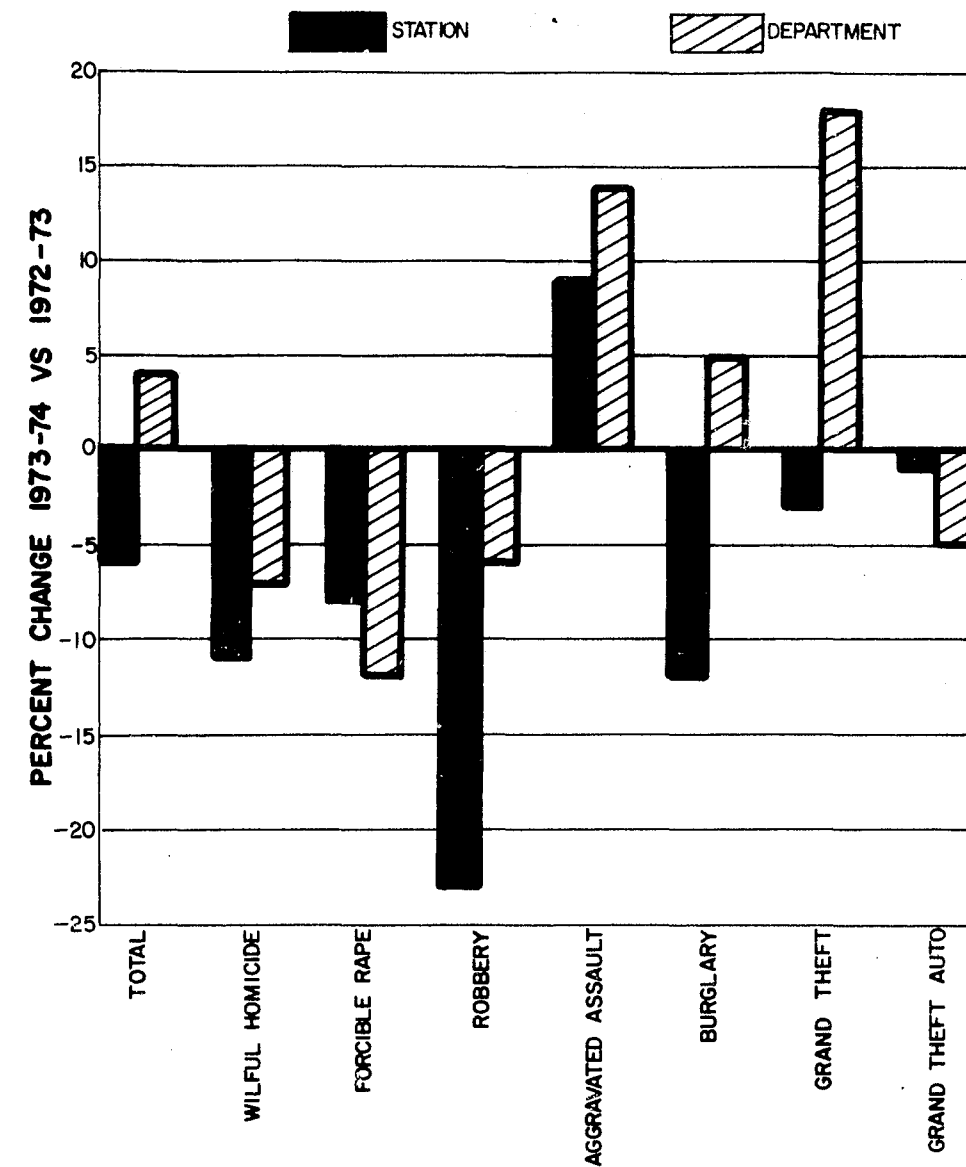
MOST FREQUENT CHARGES

Adult - Male	
Drunk	18
Narcotics	18, 19
Warrants	21
Female	
Narcotics	18
Drunk	18
Warrants	24
Juvenile - Male	
Loitering	17
Narcotics	17
Liquor Laws	17
Female	
Loitering	16
Persons Missing	13-14
Juvenile Non-Criminal	16

MOST FREQUENT AGES

18
18, 19
21
18
18
24
17
17
17
16
13-14
16

CRIME RATE
EAST LOS ANGELES

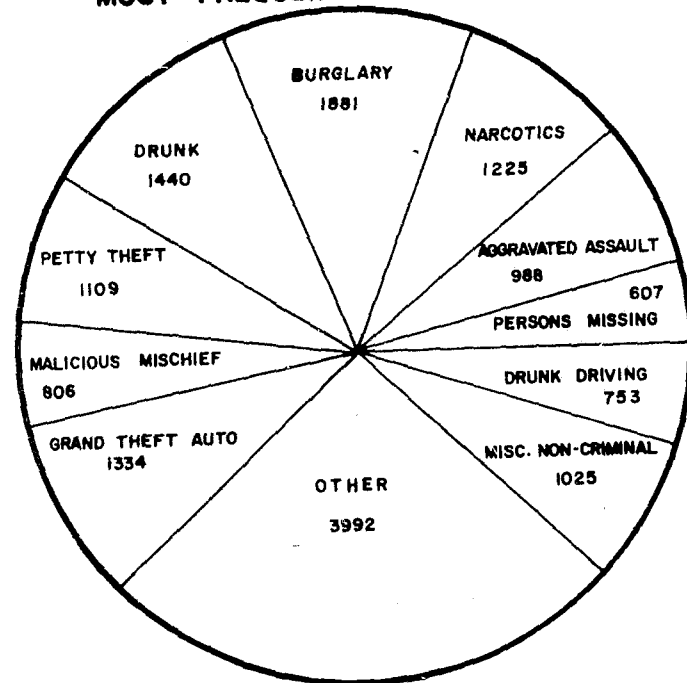


SEVEN MAJOR OFFENSES

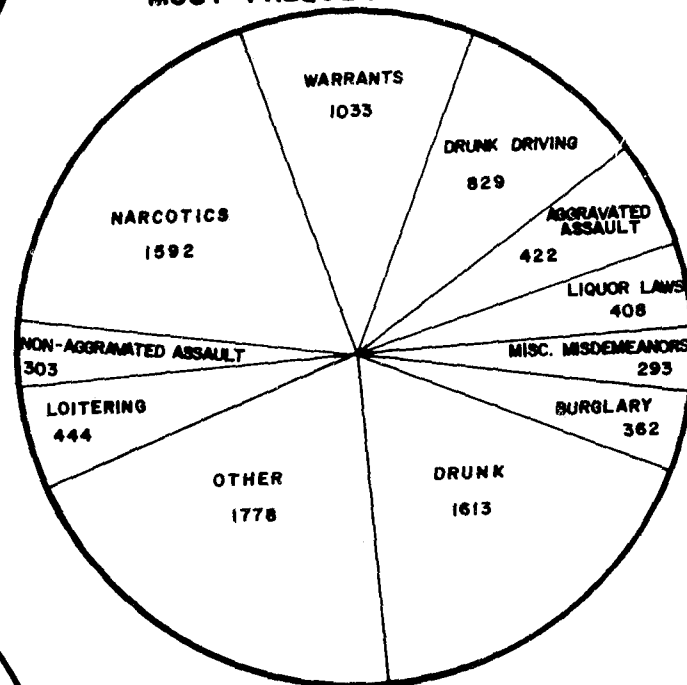
	AREA IN SQUARE MILES	POPULATION			CRIME RATE PER 10,000 SEVEN MAJOR OFFENSES		
		1973-74	1972-73	% CHANGE	1973-74	1972-73	% CHANGE
TOTAL AREA	14.92	113,482	114,798	- 1	433.62	459.58	- 6
UNINCORPORATED AREA	8.36	103,109	104,274	- 1	384.06	410.46	- 6
COMMERCE	6.56	10,373	10,524	- 1	926.44	946.41	- 2

EAST LOS ANGELES

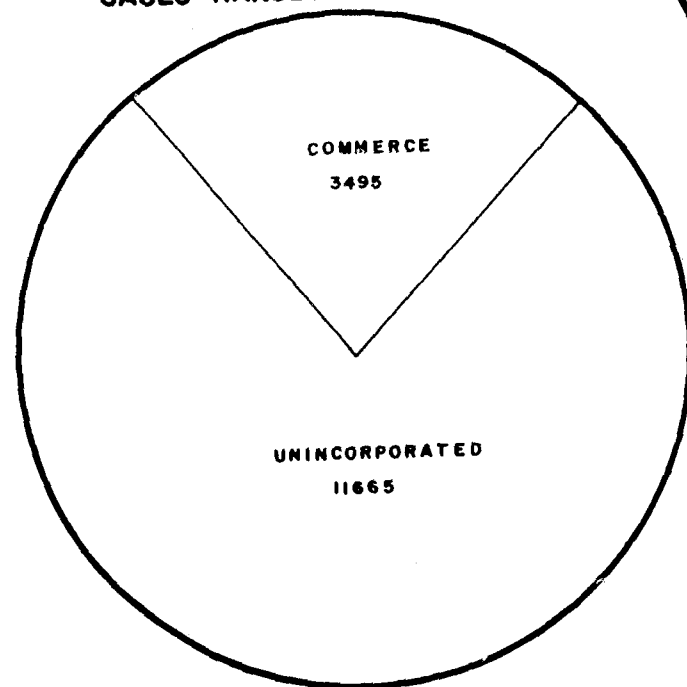
MOST FREQUENT CASES HANDLED



MOST FREQUENT ARRESTS



CASES HANDLED BY LOCATION



EAST LOS ANGELES STATION

TOTAL

	CASES HANDLED	ADULTS ARRESTED	JUVENILES ARRESTED
TOTAL			
Fiscal Year 1973-74	15160	6856	2221
Fiscal Year 1972-73	16516	5189	2190
Percent Change	- 8	+ 32	+ 1
SEVEN MAJOR OFFENSES			
Criminal Homicide	21	20	5
Forcible Rape	51	14	17
Robbery	253	92	24
Aggravated Assault	988	322	100
Burglary	1881	218	144
Grand Theft	393	45	9
Grand Theft Auto	1334	136	130
ALL OTHER OFFENSES			
Checks (Worthless)	16	-	-
Forgery	21	14	-
Sex Felonies	27	14	5
Sex Misdemeanors	120	24	41
Assaults, Non-Aggravated	419	232	71
Weapon Laws	279	168	77
Defrauding, Misdemeanor	5	4	-
Offenses Against Family	8	2	1
Narcotics	1225	1334	258
Liquor Laws	262	205	203
Drunk	1440	1470	143
Disorderly Conduct	105	96	29
Loitering	176	4	440
Gambling	35	32	-
Drunk Driving	753	813	16
Vehicle Laws	211	153	29
Malicious Mischief	806	24	42
Arson	85	12	7
Warrants	-	1032	1
Receiving Stolen Property	34	47	10
Federal Offenses W/Out Money	24	36	1
Federal Offenses With Money	6	-	-
Felonies, Miscellaneous	84	34	1
Vehicle Burglary	385	-	-
Phone Booth Burglary	-	-	-
Boat Burglary	-	-	-
Aircraft Burglary	-	-	-
Theft, Petty	1109	99	46
Misdemeanors, Miscellaneous	189	160	133
NON-CRIMINAL			
Persons Missing	607	-	140
Juvenile, Non-Criminal	51	-	98
Commitments	-	-	-
Miscellaneous, Non-Criminal	1025	-	-
Suicide and Attempt	52	-	-
Mentally Ill	41	-	-
Accidents, Traffic	389	-	-
Accidents, Miscellaneous	132	-	-
Persons Dead	118	-	-

EAST LOS ANGELES STATION

UNINCORPORATED AREA

EAST LOS ANGELES STATION

CITY OF COMMERCE

	CASES HANDLED	ADULTS ARRESTED	JUVENILES ARRESTED
TOTAL			
Fiscal Year 1973-74	11665	5378	1939
Fiscal Year 1972-73	12774	4269	1903
Percent Change	- 9	+ 26	+ 2
SEVEN MAJOR OFFENSES			
Criminal Homicide	20	19	4
Forcible Rape	45	14	15
Robbery	222	87	20
Aggravated Assault	897	293	91
Burglary	1429	172	129
Grand Theft	213	18	3
Grand Theft Auto	1134	116	104
ALL OTHER OFFENSES			
Checks (Worthless)	14	-	-
Forgery	17	-	-
Sex Felonies	23	11	3
Sex Misdemeanors	99	16	38
Assaults, Non-Aggravated	360	203	62
Weapon Laws	237	139	77
Defrauding, Misdemeanor	3	3	-
Offenses Against Family	8	2	1
Narcotics	1006	1078	211
Liquor Laws	232	176	183
Drunk	1276	1307	126
Disorderly Conduct	82	85	24
Loitering	154	4	404
Gambling	34	32	-
Drunk Driving	433	486	12
Vehicle Laws	152	99	25
Malicious Mischief	642	20	40
Arson	66	6	2
Warrants	-	727	1
Receiving Stolen Property	30	41	10
Federal Offenses W/Out Money	16	32	-
Federal Offenses With Money	3	-	-
Felonies, Miscellaneous	65	31	1
Vehicle Burglary	282	-	-
Phone Booth Burglary	-	-	-
Boat Burglary	-	-	-
Aircraft Burglary	-	-	-
Theft, Petty	738	44	24
Misdemeanors, Miscellaneous	118	103	111
NON-CRIMINAL			
Persons Missing	519	-	131
Juvenile, Non-Criminal	44	-	87
Commitments	-	-	-
Miscellaneous, Non-Criminal	786	-	-
Suicide and Attempt	48	-	-
Mentally Ill	33	-	-
Accidents, Traffic	-	-	-
Accidents, Miscellaneous	78	-	-
Persons Dead	107	-	-

	CASES HANDLED	ADULTS ARRESTED	JUVENILES ARRESTED
TOTAL			
Fiscal Year 1973-74	3495	1478	282
Fiscal Year 1972-73	3742	920	287
Percent Change	- 7	+ 61	- 2
SEVEN MAJOR OFFENSES			
Criminal Homicide	1	1	1
Forcible Rape	6	-	2
Robbery	31	5	4
Aggravated Assault	91	29	9
Burglary	452	46	15
Grand Theft	180	27	6
Grand Theft Auto	200	20	26
ALL OTHER OFFENSES			
Checks (Worthless)	2	-	-
Forgery	4	-	-
Sex Felonies	4	3	2
Sex Misdemeanors	21	8	3
Assaults, Non-Aggravated	59	29	9
Weapon Laws	42	29	-
Defrauding, Misdemeanor	2	1	-
Offenses Against Family	-	-	-
Narcotics	219	256	47
Liquor Laws	30	29	20
Drunk	164	163	17
Disorderly Conduct	23	11	5
Loitering	22	-	36
Gambling	1	-	-
Drunk Driving	320	327	4
Vehicle Laws	59	54	4
Malicious Mischief	164	4	2
Arson	19	6	5
Warrants	-	305	-
Receiving Stolen Property	4	6	-
Federal Offenses W/Out Money	8	4	1
Federal Offenses With Money	3	-	-
Felonies, Miscellaneous	19	3	-
Vehicle Burglary	103	-	-
Phone Booth Burglary	-	-	-
Boat Burglary	-	-	-
Aircraft Burglary	-	-	-
Theft, Petty	371	55	22
Misdemeanors, Miscellaneous	71	57	22
NON-CRIMINAL			
Persons Missing	88	-	9
Juvenile, Non-Criminal	7	-	11
Commitments	-	-	-
Miscellaneous, Non-Criminal	239	-	-
Suicide and Attempt	4	-	-
Mentally Ill	8	-	-
Accidents, Traffic	389	-	-
Accidents, Miscellaneous	54	-	-
Persons Dead	11	-	-

EAST LOS ANGELES STATION

CASE ASSIGNMENTS

	ADULT DETECTIVES	JUVENILE DETECTIVES
TOTAL	6091	3916
Fiscal Year 1973-74	7022	4278
Fiscal Year 1972-73	-13	-8
Percent Change		
SEVEN MAJOR OFFENSES		
Criminal Homicide	30	30
Forcible Rape	230	53
Robbery	703	321
Aggravated Assault	1649	288
Burglary	376	23
Grand Theft	1295	73
Grand Theft Auto		
ALL OTHER OFFENSES		
Checks (Worthless)	88	-
Forgery	9	1
Sex Felonies	-	27
Sex Misdemeanors	4	105
Assaults, Non-Aggravated	58	103
Weapon Laws	174	86
Defrauding, Misdemeanor	4	-
Offenses Against Family	-	8
Narcotics	18	233
Liquor Laws	1	132
Drunk	7	130
Disorderly Conduct	32	30
Loitering	-	176
Gambling	-	-
Drunk Driving	5	15
Vehicle Laws	26	50
Malicious Mischief	102	63
Arson	5	15
Warrants	-	-
Rec. Stolen Property	37	12
Fed. Offenses W/Out Money	11	4
Fed. Offenses with Money	6	1
Felonies, Misc.	43	19
Vehicle Burglary	289	113
Phone Booth Burglary	-	-
Boat Burglary	-	-
Aircraft Burglary	-	-
Theft, Petty	514	460
Misdemeanors, Misc.	22	72
NON-CRIMINAL		
Persons Missing	3	520
Juvenile, Non-Criminal	-	50
Commitments	-	-
Misc. Non-Criminal	268	63
Suicide and Attempt	38	5
Mentally Ill	-	-
Accidents, Traffic	-	-
Accidents, Misc.	44	30
Persons Dead	-	-

EAST LOS ANGELES STATION

SEVEN MAJOR OFFENSES BY REPORTING DISTRICT

REPORTING DISTRICT	TOTAL REPORTED OFFENSES	CRIMINAL HOMICIDE	FORCIBLE RAPE	ROBBERY	AGGRAVATED ASSAULT	BURGLARY	GRAND THEFT	GRAND THEFT AUTO
STATION TOTAL	4921	21	51	253	988	1881	393	1334
Commerce								
241	215	-	1	9	34	107	23	41
242	180	-	4	5	12	83	41	35
243	313	1	-	11	18	134	66	83
244	253	-	1	6	27	128	50	41
Unincorporated								
271	143	-	2	6	35	48	19	33
272	304	2	3	13	98	103	5	80
273	156	-	-	4	62	39	8	43
274	-	-	-	-	-	-	-	-
275	161	1	1	15	34	41	7	62
276	282	1	3	23	37	131	12	75
277	262	2	4	13	57	91	6	89
278	287	1	5	20	68	90	21	82
279	67	-	2	5	10	24	5	21
280	136	1	3	12	21	42	8	49
281	214	2	3	8	69	61	10	61
282	138	-	-	1	30	41	7	59
283	272	3	3	17	79	90	13	67
284	228	1	2	14	47	98	7	59
285	335	1	2	9	55	153	24	91
286	392	4	3	25	73	144	34	109
287	386	1	4	24	69	189	14	85
288	15	-	-	-	1	11	-	3
289	3	-	-	-	-	3	-	-
291	22	-	2	-	6	4	-	10
292	39	-	1	-	4	6	6	22
293	38	-	-	4	7	7	2	18
294	80	-	2	9	35	13	5	16

EAST LOS ANGELES STATION

SEVEN MAJOR OFFENSES CLEARED

	STATION TOTAL	UNINCORPORATED AREA	CITY OF COMMERCE
ACTUAL KNOWN OFFENSES			
TOTAL MAJOR OFFENSES*	4904	3945	959
Number Cleared	793	674	119
Percent Cleared	16.2	17.1	12.4
WILFUL HOMICIDE	19	18	1
Number Cleared	13	12	1
Percent Cleared	68.4	66.7	100.0
FORCIBLE RAPE	51	45	6
Number Cleared	12	12	-
Percent Cleared	23.5	26.7	-
ROBBERY	253	222	31
Number Cleared	37	29	8
Percent Cleared	14.6	13.1	25.8
AGGRAVATED ASSAULT	987	897	90
Number Cleared	386	359	27
Percent Cleared	39.1	40.0	30.0
BURGLARY	1878	1426	452
Number Cleared	272	215	57
Percent Cleared	14.5	15.1	12.6
GRAND THEFT	392	212	180
Number Cleared	23	11	12
Percent Cleared	5.9	5.2	6.7
GRAND THEFT AUTO	1324	1125	199
Number Cleared	50	36	14
Percent Cleared	3.8	3.2	7.0

*Unfounded offense reports deducted from figures.

STOLEN AND RECOVERED PROPERTY

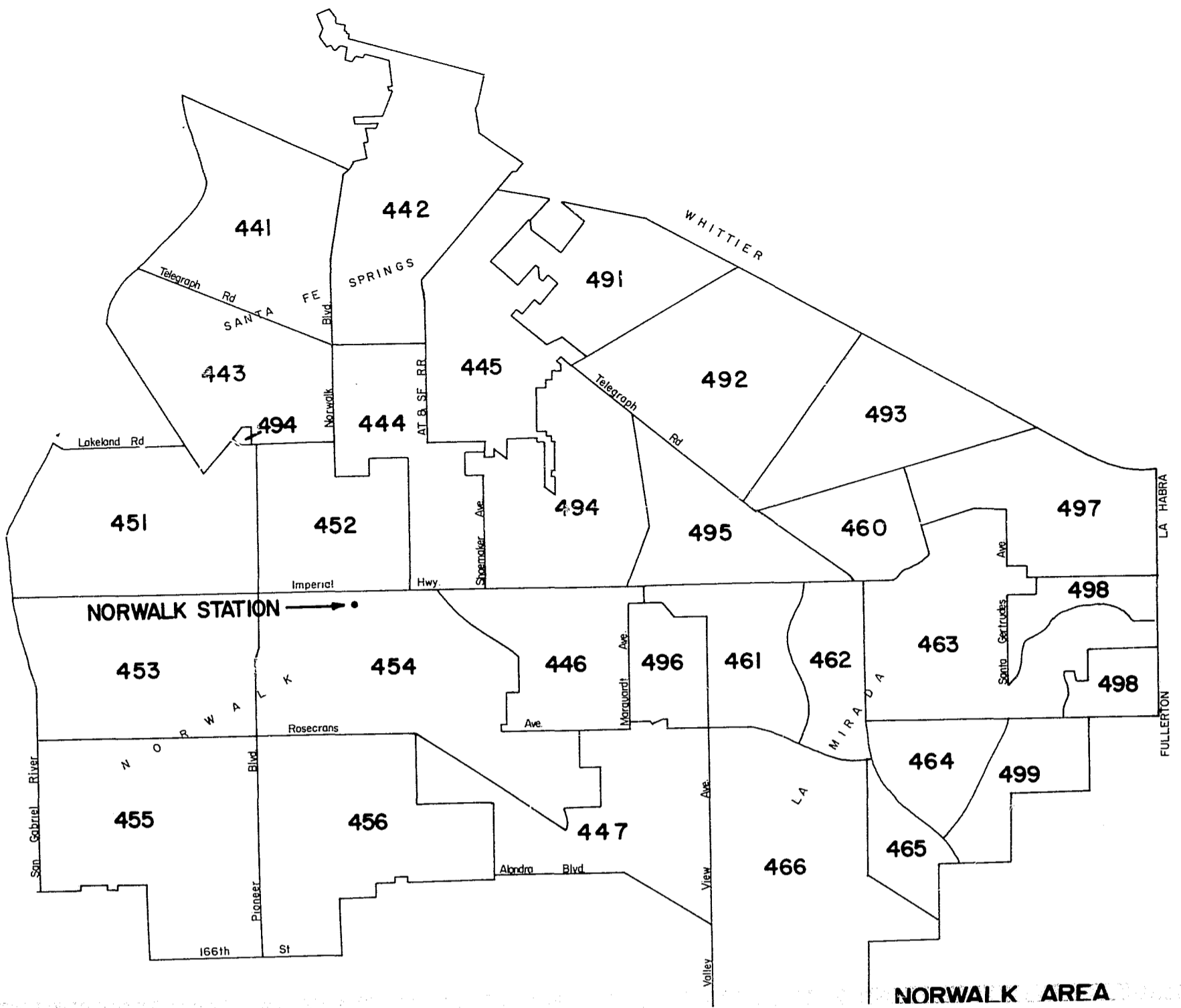
	AMOUNT STOLEN	AMOUNT RECOVERED	PERCENT
TOTAL	\$2,490,960	\$957,217	38.4
Robbery	55,162	3,265	5.9
Burglary	768,110	51,885	6.8
Theft	581,844	77,304	13.3
Auto Theft	1,003,703	818,525	-*
Checks	300	-	-
Miscellaneous	81,841	6,238	7.6
Number of Vehicles Recovered		1,331	

*Percentage not given as figures for first eleven months of Fiscal Year 1972-73 include recoveries made for other agencies.

TRAFFIC ACCIDENT AND ENFORCEMENT SUMMARY

EAST LOS ANGELES STATION

CLASSIFICATION	STATION		UNINCORPORATED AREA TOTAL		CITY OF COMMERCE	
	TRAFFIC ACCIDENTS	TRAFFIC CITATIONS	TRAFFIC ACCIDENTS	TRAFFIC CITATIONS	TRAFFIC ACCIDENTS	TRAFFIC CITATIONS
TOTAL: 1973-74	389	33304	N. A.	23326	389	9978
TOTAL: 1972-73	394	29251	N. A.	16541	394	12710
PERCENT CHANGE	-1	+14	-	+41	-1	-21
Hazardous Violations:		8759		4312		4447
Speed	14	1629			14	1629
Fail Yield Uncont I-S	-	-			-	-
Fail Yield Turn Left	31	61			31	61
Fail Yield Enter Hwy	24	31			24	31
Fail Yield M V All Other	1	18			1	18
Failed to Yield to Ped	4	10			4	10
Failed Obey Stop Sign	-	263			-	263
Failed Obey Other Signs	-	369			-	369
Failed Obey Traf Signal	26	600			26	600
Failed Obey Other Traf Dev	2	39			2	39
Made Unsafe Turn	27	256			27	256
Failed to Signal	2	18			2	18
Wrong Side Way on St	10	34			10	34
Following Too Closely	37	24			37	24
Unsafe Passing	9	11			9	11
Fail Stay in One Lane	33	50			33	50
Unsafe Parking	-	157			-	157
Unsafe Acts Non-Driving	1	19			1	19
Unsafe Cond or Oper	1	103			1	103
Inad Unsafe Headlights	-	25			-	25
Inad Unsafe Tail Brk Lt	-	37			-	37
All Other Unsafe Lights	1	336			1	336
Inad Defect Brakes	3	4			3	4
Unsafe Equipment Other	-	280			-	280
Towing Loading Rules	1	-			1	-
Size Weight Rules	-	4			-	4
Ped Failed to Yield	5	-			5	-
Other Ped Violation	-	15			-	15
Reckless Driving	3	33			3	33
Drunk Driving	80	3			80	3
Other Haz Driving Viol	19	4330		4312	19	18
No Violation	30				30	
Violation Unknown	25				25	
Non-Hazardous Violations:		24545		19014		5531



NORWALK STATION*

SYNOPSIS

	FISCAL YEAR 1973-74	FISCAL YEAR 1972-73	PERCENT CHANGE	PROJECTION 1974-75
SEVEN MAJOR OFFENSES				
Crime Rate per 10,000 Population	288.32	256.82	+ 12	-
NUMBERS OF CASES HANDLED				
Criminal Homicide	11	10	+ 10	12
Forcible Rape	54	71	- 24	65
Robbery	262	242	+ 8	265
Aggravated Assault	784	564	+ 39	775
Burglary	3314	2957	+ 12	3400
Grand Theft	599	486	+ 23	605
Grand Theft Auto	912	983	- 7	975
TOTAL CASES HANDLED	21532	20396	+ 6	23070
ADULTS ARRESTED	5945	4715	+ 26	5525
JUVENILES ARRESTED	3646	3148	+ 16	3600
CASE ASSIGNMENTS TO ADULT DETECTIVES	9460	11620**	N.C.	N.C.
CASE ASSIGNMENTS TO JUVENILE DETECTIVES	6605	8489**	N.C.	N.C.
TRAFFIC				
Total Citations	30982	38218**	N.C.	N.C.
Total Accidents	1508	1490	+ 1	N.C.

*Station boundaries changed July 1, 1973. 1972-73 figures adjusted for comparison with 1973-74 figures.
 **Includes figures for area now serviced by Pico Rivera Station.

PERCENTAGE CHANGES BY STATION AREA

STATION AREA	CASES HANDLED	ADULTS ARRESTED	JUVENILES ARRESTED
La Mirada	+ 8	+ 35	+ 42
Norwalk	+ 2	+ 12	+ 7
Santa Fe Springs	+ 17	- 25	+ 8
Unincorporated Area	+ 4	+ 52	+ 27

ANALYSIS OF CAUSES FOR ARREST IN NORWALK STATION AREA

MOST FREQUENT CHARGES

Adult - Male
 Narcotics
 Drunk
 Warrants

MOST FREQUENT AGES

18
 18
 19

Female
 Narcotics
 Petty Theft
 Drunk

18
 18
 18

Juvenile - Male
 Narcotics
 Persons Missing
 Burglary

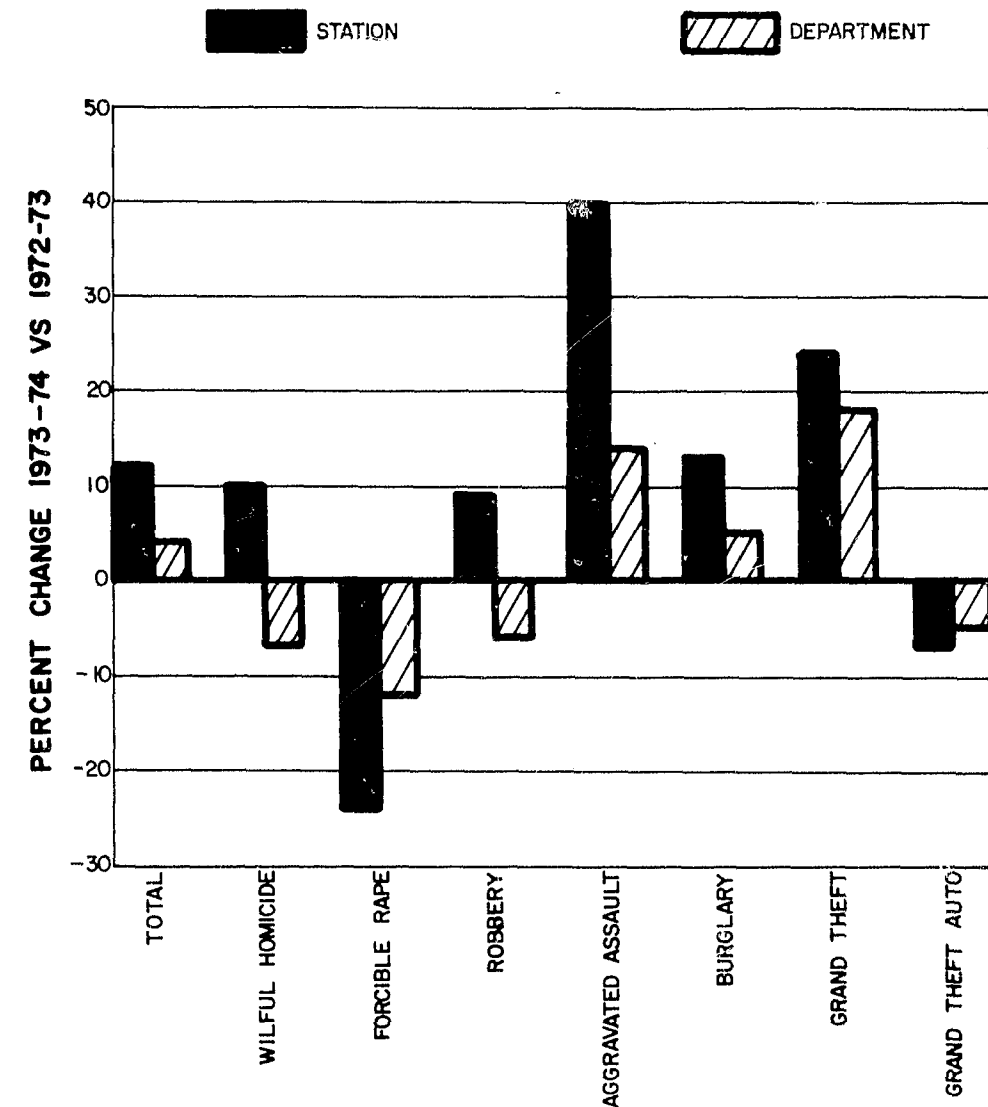
17
 16
 15, 16

Female
 Persons Missing
 Narcotics
 Petty Theft

15
 17
 16

CRIME RATE

NORWALK

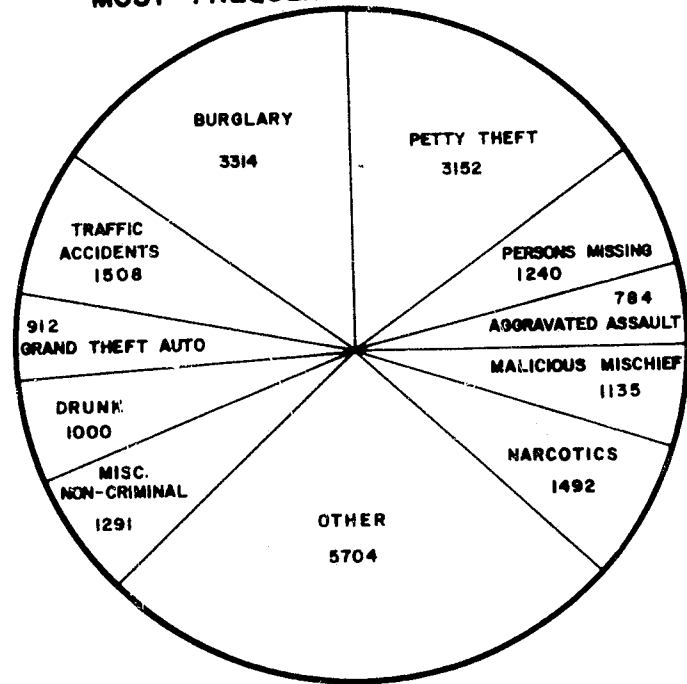


SEVEN MAJOR OFFENSES

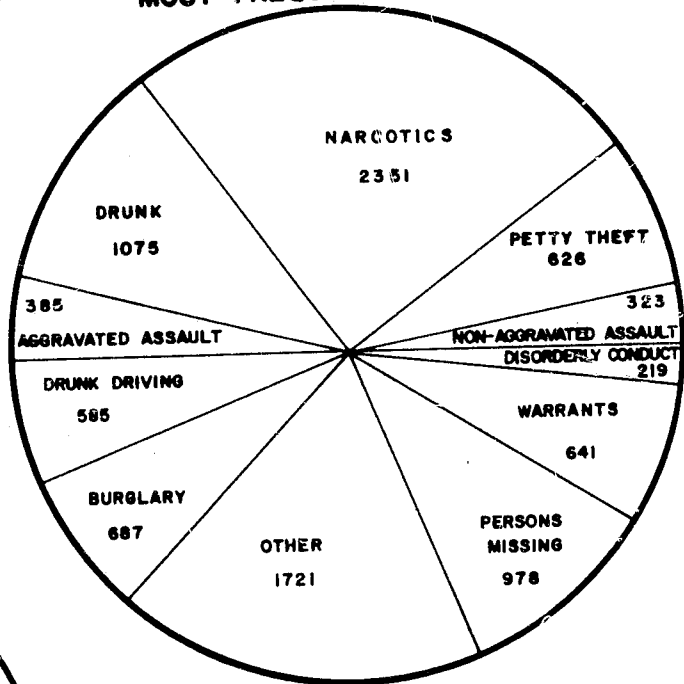
	AREA IN SQUARE MILES	POPULATION			CRIME RATE PER 10,000 SEVEN MAJOR OFFENSES		
		1973-74	1972-73	% CHANGE	1973-74	1972-73	% CHANGE
TOTAL AREA	40.73	205,882	206,869	-	288.32	256.82	+ 12
UNINCORPORATED AREA	16.43	68,341	68,069	-	203.54	193.19	+ 5
LA MIRADA	6.30	32,444	31,667	+ 2	266.00	229.58	+ 16
NORWALK	9.32	89,215	92,092	- 3	300.73	261.15	+ 15
SANTA FE SPRINGS	8.68	15,882	15,041	+ 6	629.01	575.76	+ 9

NORWALK

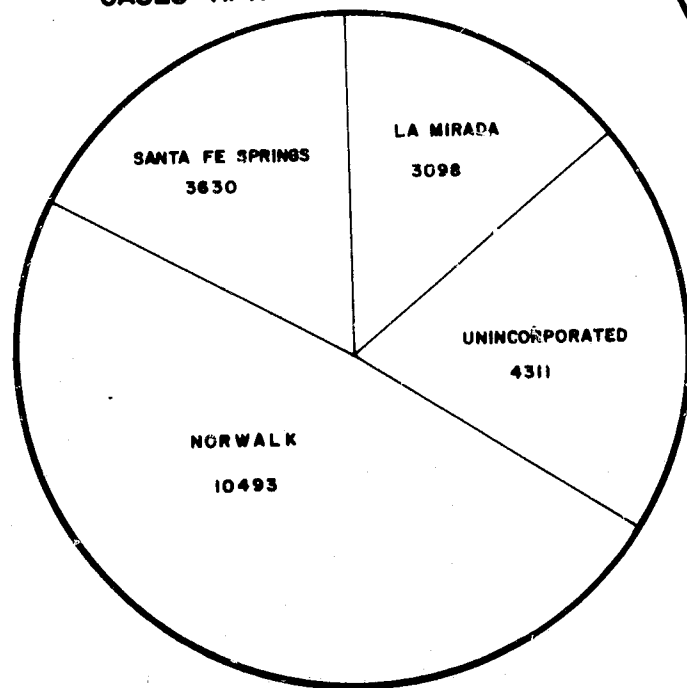
MOST FREQUENT CASES HANDLED



MOST FREQUENT ARRESTS



CASES HANDLED BY LOCATION



NORWALK STATION

	TOTAL	CASES HANDLED	ADULTS ARRESTED	JUVENILES ARRESTED
TOTAL				
Fiscal Year 1973-74	21532		5945	3646
Fiscal Year 1972-73	20396*		4715*	3148*
Percent Change	+ 6		+ 26	+ 16
SEVEN MAJOR OFFENSES				
Criminal Homicide	11		16	-
Forcible Rape	54		11	5
Robbery	262		116	55
Aggravated Assault	784		295	90
Burglary	3314		281	406
Grand Theft	599		42	35
Grand Theft Auto	912		81	112
ALL OTHER OFFENSES				
Checks (Worthless)	157		8	-
Forgery	43		14	6
Sex Felonies	79		21	19
Sex Misdemeanors	296		48	64
Assaults, Non-Aggravated	574		204	119
Weapon Laws	182		101	36
Defrauding, Misdemeanor	11		1	1
Offenses Against Family	16		3	-
Narcotics	1492		1756	595
Liquor Laws	96		42	52
Drunk	1000		934	141
Disorderly Conduct	238		118	101
Loitering	32		-	85
Gambling	10		64	-
Drunk Driving	554		568	17
Vehicle Laws	267		123	45
Malicious Mischief	1135		13	91
Arson	77		5	11
Warrants	-		641	-
Receiving Stolen Property	23		25	14
Federal Offenses W/Out Money	46		32	5
Federal Offenses With Money	2		-	-
Felonies, Miscellaneous	126		24	15
Vehicle Burglary	641		-	-
Phone Booth Burglary	17		-	-
Boat Burglary	-		-	-
Aircraft Burglary	-		-	-
Theft, Petty	3152		296	330
Misdemeanors, Miscellaneous	140		59	64
NON-CRIMINAL				
Persons Missing	1240		-	978
Juvenile, Non-Criminal	50		-	154
Commitments	-		-	-
Miscellaneous, Non-Criminal	1291		-	-
Suicide and Attempt	93		-	-
Mentally Ill	538		-	-
Accidents, Traffic	1508		-	-
Accidents, Miscellaneous	355		-	-
Persons Dead	115		-	-

*Reflects boundaries for area serviced July 1, 1973.

NORWALK STATION

UNINCORPORATED AREA

	CASES HANDLED	ADULTS ARRESTED	JUVENILES ARRESTED
TOTAL			
Fiscal Year 1973-74	4311	1172	875
Fiscal Year 1972-73	4147*	770*	690*
Percent Change	+ 4	+ 52	+ 27
SEVEN MAJOR OFFENSES			
Criminal Homicide	3	5	-
Forcible Rape	15	2	-
Robbery	64	24	14
Aggravated Assault	167	76	10
Burglary	861	67	164
Grand Theft	122	5	9
Grand Theft Auto	159	8	23
ALL OTHER OFFENSES			
Checks (Worthless)	40	1	-
Forgery	6	2	6
Sex Felonies	24	6	4
Sex Misdemeanors	84	5	16
Assaults, Non-Aggravated	149	54	22
Weapon Laws	42	22	4
Defrauding, Misdemeanor	-	-	-
Offenses Against Family	8	-	-
Narcotics	351	410	148
Liquor Laws	15	9	10
Drunk	185	194	24
Disorderly Conduct	63	25	23
Loitering	4	-	10
Gambling	-	-	-
Drunk Driving	49	61	2
Vehicle Laws	42	17	9
Malicious Mischief	279	3	16
Arson	14	1	5
Warrants	-	128	-
Receiving Stolen Property	8	6	4
Federal Offenses W/Out Money	8	9	1
Federal Offenses With Money	-	-	-
Felonies, Miscellaneous	14	3	2
Vehicle Burglary	116	-	-
Phone Booth Burglary	-	-	-
Boat Burglary	-	-	-
Aircraft Burglary	-	-	-
Theft, Petty	648	16	34
Misdemeanors, Miscellaneous	37	13	5
NON-CRIMINAL			
Persons Missing	323	-	250
Juvenile, Non-Criminal	16	-	60
Commitments	-	-	-
Miscellaneous, Non-Criminal	305	-	-
Suicide and Attempt	21	-	-
Mentally Ill	22	-	-
Accidents, Traffic	-	-	-
Accidents, Miscellaneous	9	-	-
Persons Dead	38	-	-

*Reflects boundaries for area serviced July 1, 1973.

NORWALK STATION

CITY OF LA MIRADA

	CASES HANDLED	ADULTS ARRESTED	JUVENILES ARRESTED
TOTAL			
Fiscal Year 1973-74	3098	602	580
Fiscal Year 1972-73	2867	447	409
Percent Change	+ 8	+ 35	+ 42
SEVEN MAJOR OFFENSES			
Criminal Homicide	1	4	-
Forcible Rape	9	2	-
Robbery	27	7	7
Aggravated Assault	98	34	12
Burglary	562	25	70
Grand Theft	71	1	3
Grand Theft Auto	95	5	11
ALL OTHER OFFENSES			
Checks (Worthless)	16	-	-
Forgery	8	3	-
Sex Felonies	16	4	1
Sex Misdemeanors	47	2	13
Assaults, Non-Aggravated	74	27	16
Weapon Laws	18	5	3
Defrauding, Misdemeanor	1	-	-
Offenses Against Family	1	-	-
Narcotics	178	169	170
Liquor Laws	13	2	7
Drunk	107	86	19
Disorderly Conduct	35	11	15
Loitering	3	-	12
Gambling	1	-	-
Drunk Driving	80	65	5
Vehicle Laws	28	7	3
Malicious Mischief	159	2	8
Arson	11	-	4
Warrants	-	73	-
Receiving Stolen Property	1	4	3
Federal Offenses W/Out Money	4	1	1
Federal Offenses With Money	1	-	-
Felonies, Miscellaneous	21	3	-
Vehicle Burglary	110	-	-
Phone Booth Burglary	4	-	-
Boat Burglary	-	-	-
Aircraft Burglary	-	-	-
Theft, Petty	555	52	70
Misdemeanors, Miscellaneous	19	8	3
NON-CRIMINAL			
Persons Missing	132	-	115
Juvenile, Non-Criminal	2	-	9
Commitments	-	-	-
Miscellaneous, Non-Criminal	215	-	-
Suicide and Attempt	18	-	-
Mentally Ill	15	-	-
Accidents, Traffic	267	-	-
Accidents, Miscellaneous	61	-	-
Persons Dead	14	-	-

NORWALK STATION

CITY OF NORWALK

	CASES HANDLED	ADULTS ARRESTED	JUVENILES ARRESTED
TOTAL			
Fiscal Year 1973-74	10493	3028	1720
Fiscal Year 1972-73	10276	2711	1613
Percent Change	+ 2	+ 12	+ 7
SEVEN MAJOR OFFENSES			
Criminal Homicide	4	3	-
Forcible Rape	26	4	5
Robbery	124	71	28
Aggravated Assault	393	134	56
Burglary	1385	144	138
Grand Theft	248	20	13
Grand Theft Auto	503	56	56
ALL OTHER OFFENSES			
Checks (Worthless)	67	6	-
Forgery	19	5	-
Sex Felonies	35	12	14
Sex Misdemeanors	133	27	18
Assaults, Non-Aggravated	278	92	62
Weapon Laws	85	49	24
Defrauding, Misdemeanor	6	1	-
Offenses Against Family	6	2	-
Narcotics	701	867	217
Liquor Laws	49	22	25
Drunk	536	478	81
Disorderly Conduct	112	62	55
Loitering	21	-	54
Gambling	4	60	-
Drunk Driving	305	326	6
Vehicle Laws	120	59	26
Malicious Mischief	508	4	48
Arson	34	3	-
Warrants	-	330	-
Receiving Stolen Property	8	10	7
Federal Offenses W/Out Money	21	17	3
Federal Offenses With Money	-	-	-
Felonies, Miscellaneous	63	16	11
Vehicle Burglary	284	-	-
Phone Booth Burglary	6	-	-
Boat Burglary	-	-	-
Aircraft Burglary	-	-	-
Theft, Petty	1388	118	120
Misdemeanors, Miscellaneous	61	30	31
NON-CRIMINAL			
Persons Missing	703	-	544
Juvenile, Non-Criminal	31	-	78
Commitments	-	-	-
Miscellaneous, Non-Criminal	572	-	-
Suicide and Attempt	44	-	-
Mentally Ill	487	-	-
Accidents, Traffic	887	-	-
Accidents, Miscellaneous	186	-	-
Persons Dead	50	-	-

NORWALK STATION

CITY OF SANTA FE SPRINGS

	CASES HANDLED	ADULTS ARRESTED	JUVENILES ARRESTED
TOTAL			
Fiscal Year 1973-74	3630	1143	471
Fiscal Year 1972-73	3106	1518	436
Percent Change	+ 17	- 25	+ 8
SEVEN MAJOR OFFENSES			
Criminal Homicide	3	4	-
Forcible Rape	4	3	-
Robbery	47	14	6
Aggravated Assault	126	51	12
Burglary	506	45	34
Grand Theft	158	16	10
Grand Theft Auto	155	12	22
ALL OTHER OFFENSES			
Checks (Worthless)	34	1	-
Forgery	10	4	-
Sex Felonies	4	2	-
Sex Misdemeanors	32	14	17
Assaults, Non-Aggravated	73	31	19
Weapon Laws	37	25	5
Defrauding, Misdemeanor	4	-	1
Offenses Against Family	1	1	-
Narcotics	262	310	60
Liquor Laws	19	9	10
Drunk	172	176	17
Disorderly Conduct	28	20	8
Loitering	4	-	9
Gambling	5	4	-
Drunk Driving	120	116	4
Vehicle Laws	77	40	7
Malicious Mischief	189	4	19
Arson	18	1	2
Warrants	-	110	-
Receiving Stolen Property	6	5	-
Federal Offenses W/Out Money	13	5	-
Federal Offenses With Money	1	-	-
Felonies, Miscellaneous	28	2	2
Vehicle Burglary	131	-	-
Phone Booth Burglary	7	-	-
Boat Burglary	-	-	-
Aircraft Burglary	-	-	-
Theft, Petty	561	110	106
Misdemeanors, Miscellaneous	23	8	25
NON-CRIMINAL			
Persons Missing	82	-	69
Juvenile, Non-Criminal	1	-	7
Commitments	-	-	-
Miscellaneous, Non-Criminal	199	-	-
Suicide and Attempt	10	-	-
Mentally Ill	14	-	-
Accidents, Traffic	354	-	-
Accidents, Miscellaneous	99	-	-
Persons Dead	13	-	-

NORWALK STATION

CASE ASSIGNMENTS

	ADULT DETECTIVES	JUVENILE DETECTIVES
TOTAL		
Fiscal Year 1973-74	9460	6605
Fiscal Year 1972-73	11620*	8489*
Percent Change	N.C.	N.C.
SEVEN MAJOR OFFENSES		
Criminal Homicide	-	21
Forcible Rape	37	64
Robbery	217	251
Aggravated Assault	572	586
Burglary	2821	59
Grand Theft	552	54
Grand Theft Auto	854	
ALL OTHER OFFENSES		
Checks (Worthless)	1358	-
Forgery	36	4
Sex Felonies	5	75
Sex Misdemeanors	13	233
Assaults, Non-Aggravated	84	192
Weapon Laws	108	44
Defrauding, Misdemeanor	6	3
Offenses Against Family	-	16
Narcotics	17	387
Liquor Laws	5	34
Drunk	6	96
Disorderly Conduct	70	87
Loitering	-	32
Gambling	-	-
Drunk Driving	16	16
Vehicle Laws	48	67
Malicious Mischief	567	554
Arson	1	21
Warrants	-	-
Rec. Stolen Property	18	8
Fed. Offenses W/Out Money	33	8
Fed. Offenses with Money	2	-
Felonies, Misc.	72	44
Vehicle Burglary	532	132
Phone Booth Burglary	17	1
Boat Burglary	-	-
Aircraft Burglary	-	-
Theft, Petty	899	1950
Misdemeanors, Misc.	41	52
NON-CRIMINAL		
Persons Missing	3	1153
Juvenile, Non-Criminal	-	51
Commitments	-	-
Misc. Non-Criminal	371	280
Suicide and Attempt	56	5
Mentally Ill	1	-
Accidents, Traffic	-	-
Accidents, Misc.	22	25
Persons Dead		

* Includes figures for area now serviced by Pico Rivera Station

NORWALK STATION

SEVEN MAJOR OFFENSES BY REPORTING DISTRICT

REPORTING DISTRICT	TOTAL REPORTED OFFENSES	CRIMINAL HOMICIDE	FORCIBLE RAPE	ROBBERY	AGGRAVATED ASSAULT	BURGLARY	GRAND THEFT	GRAND THEFT AUTO
STATION TOTAL	5936	11	54	262	784	3314	599	912
Santa Fe Springs								
441	200	-	-	10	32	100	25	33
442	192	1	-	17	18	99	28	29
443	242	-	3	6	33	135	23	42
444	78	1	1	5	5	35	20	11
445	86	1	-	4	15	40	12	14
446	62	-	-	2	6	30	17	7
447	139	-	-	3	17	67	33	19
Norwalk								
451	434	2	4	11	57	215	36	109
452	191	-	3	10	14	105	21	38
453	516	-	2	27	64	288	50	85
454	531	1	5	28	87	258	58	94
455	470	-	6	22	63	237	48	94
456	541	1	6	26	108	282	35	83
La Mirada								
460	99	-	1	5	19	62	7	5
461	170	-	-	2	10	123	14	21
462	90	-	1	2	5	68	5	9
463	146	-	2	3	15	97	15	14
464	138	1	3	8	20	74	9	23
465	61	-	-	3	9	40	3	6
466	159	-	2	4	20	98	18	17
Unincorporated								
491	131	-	3	10	13	77	13	15
492	233	-	1	7	30	147	24	24
493	194	-	3	11	24	121	16	19
494	231	2	1	13	47	116	18	34
495	143	-	2	12	25	74	22	8

NORWALK STATION

SEVEN MAJOR OFFENSES BY REPORTING DISTRICT - CONTINUED

REPORTING DISTRICT	TOTAL REPORTED OFFENSES	CRIMINAL HOMICIDE	FORCIBLE RAPE	ROBBERY	AGGRAVATED ASSAULT	BURGLARY	GRAND THEFT	GRAND THEFT AUTO
Unincorporated								
496	137	-	1	2	5	111	7	11
497	201	-	4	8	10	130	12	37
498	43	-	-	-	10	28	-	5
499	78	1	-	1	3	57	10	6

NORWALK STATION

SEVEN MAJOR OFFENSES CLEARED

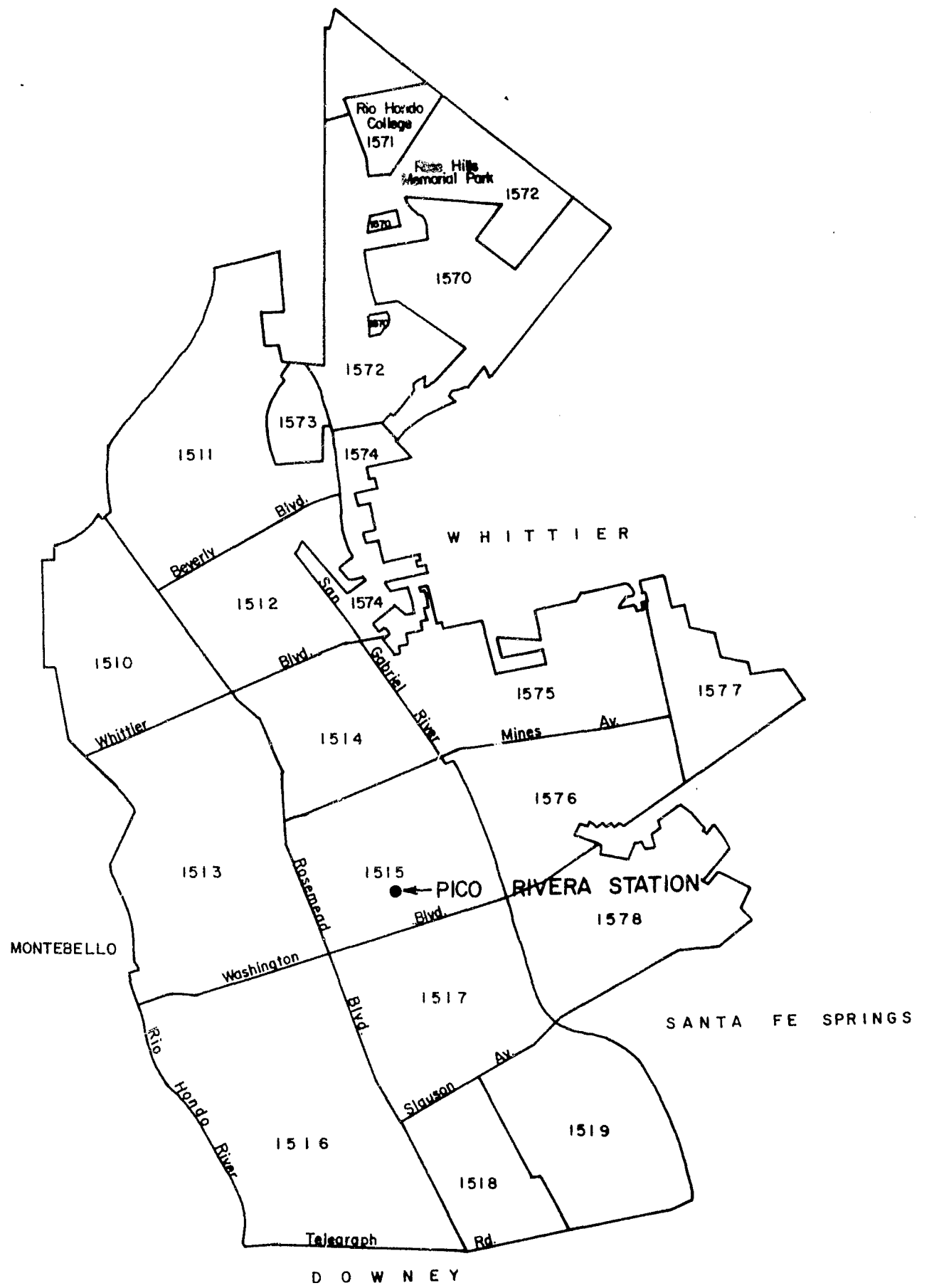
	STATION TOTAL	UNINCORPORATED AREA	LA MIRADA	NORWALK	SANTA FE SPRINGS
ACTUAL KNOWN OFFENSES					
TOTAL MAJOR OFFENSES*	5881	1376	856	2659	990
Number Cleared	1119	319	118	523	159
Percent Cleared	19.0	23.2	13.8	19.7	16.1
WILFUL HOMICIDE	9	3	1	3	2
Number Cleared	7	3	-	3	1
Percent Cleared	77.8	100.0	-	100.0	50.0
FORCIBLE RAPE	54	15	9	26	4
Number Cleared	18	2	2	13	1
Percent Cleared	33.3	13.3	22.2	50.0	25.0
ROBBERY	260	64	27	122	47
Number Cleared	58	17	2	28	11
Percent Cleared	22.3	26.6	7.4	23.0	23.4
AGGRAVATED ASSAULT	781	167	98	391	125
Number Cleared	384	90	43	196	55
Percent Cleared	49.2	53.9	43.9	50.1	44.0
BURGLARY	3291	854	556	1379	502
Number Cleared	546	191	57	233	65
Percent Cleared	16.6	22.4	10.3	16.9	12.9
GRAND THEFT	592	120	71	243	158
Number Cleared	47	8	4	20	15
Percent Cleared	7.9	6.7	5.6	8.2	9.5
GRAND THEFT AUTO	894	153	94	495	152
Number Cleared	59	8	10	30	11
Percent Cleared	6.6	5.2	10.6	6.1	7.2

*Unfounded offense reports deducted from figures.

STOLEN AND RECOVERED PROPERTY

	AMOUNT STOLEN	AMOUNT RECOVERED	PERCENT
TOTAL	\$3,489,936	\$1,010,654	29.0
Robbery	52,458	6,280	12.0
Burglary	1,488,803	118,585	8.0
Theft	861,070	92,205	10.7
Auto Theft	958,324	788,645	-*
Checks	3,245	159	4.9
Miscellaneous	126,036	4,780	3.8
Number of Vehicles Recovered		834	

*Percentage not given as figures for first eleven months of Fiscal Year 1973-74 include recoveries made for other agencies.



PICO RIVERA AREA

PICO RIVERA STATION*

SYNOPSIS

	FISCAL YEAR 1973-74	FISCAL YEAR 1972-73	PERCENT CHANGE	PROJECTION 1974-75
SEVEN MAJOR OFFENSES				
Crime Rate per 10,000 Population	278.77	283.17	- 2	-
NUMBER OF CASES HANDLED				
Criminal Homicide	5	2	+ 150	5
Forcible Rape	20	17	+ 18	12
Robbery	99	134	- 26	110
Aggravated Assault	411	343	+ 20	470
Burglary	1012	1124	- 10	1050
Grand Theft	185	154	+ 20	170
Grand Theft Auto	427	421	+ 1	420
TOTAL CASES HANDLED	8009	7660	+ 5	4665
ADULTS ARRESTED	2912	2093	+ 39	2765
JUVENILES ARRESTED	1390	1296	+ 7	1480
CASE ASSIGNMENTS TO ADULT DETECTIVES	3213	N. A.	-	N. C.
CASE ASSIGNMENTS TO JUVENILE DETECTIVES	2166	N. A.	-	N. C.
TRAFFIC				
Total Citations	10270	N. A.	-	N. C.
Total Accidents	573	N. A.	-	N. C.

*Station established July 1, 1973. Figures for preceding period reflect activity occurring in area now serviced by Pico Rivera Station.

PERCENTAGE CHANGES BY STATION AREA

STATION AREA	CASES HANDLED	ADULTS ARRESTED	JUVENILES ARRESTED
Pico Rivera	+ 10	+ 50	+ 10
Unincorporated Area	- 11	+ 10	-

ANALYSIS OF CAUSES FOR ARREST IN PICO RIVERA STATION AREA

MOST FREQUENT CHARGES

Adult - Male

Drunk	18
Narcotics	19
Warrants	19

Female

Narcotics	19
Drunk	23
Drunk Driving	23

Juvenile - Male

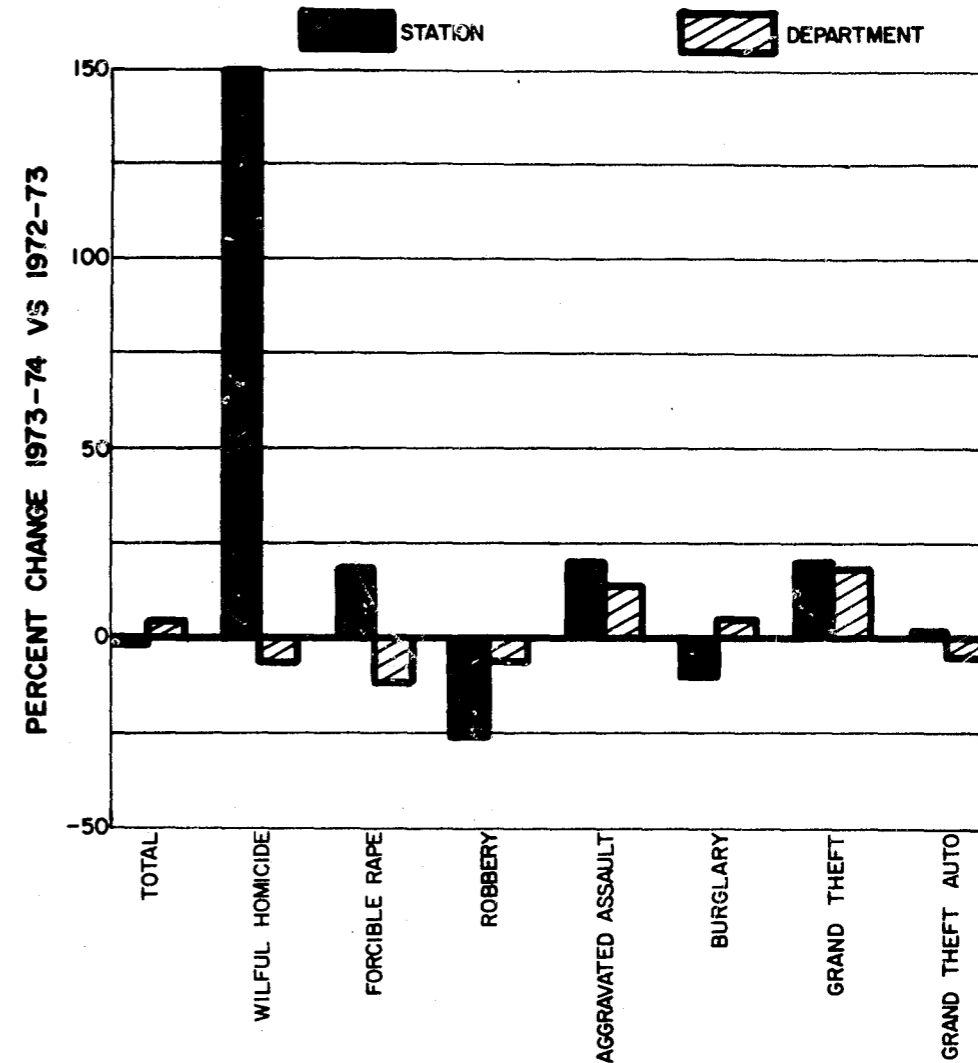
Burglary	16
Miscellaneous Misdemeanors	15
Narcotics	17

Female

Persons Missing	16
Juvenile Non-Criminal	16
Loitering	16
Miscellaneous Misdemeanors	15

CRIME RATE

PICO RIVERA



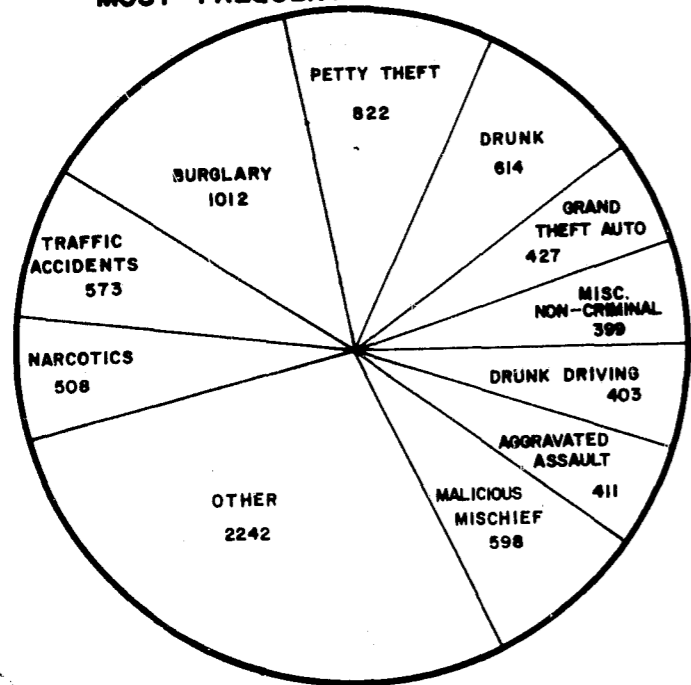
SEVEN MAJOR OFFENSES

	AREA IN SQUARE MILES	POPULATION			CRIME RATE PER 10,000 SEVEN MAJOR OFFENSES		
		1973-74	1972-73*	% CHANGE	1973-74	1972-73	% CHANGE
TOTAL AREA	12.91	77,447	77,519	-	278.77	283.17	- 2
UNINCORPORATED AREA	4.68	22,858	23,183	- 1	257.24	278.65	- 8
PICO RIVERA	8.23	54,589	54,336	-	287.79	285.08	+ 1

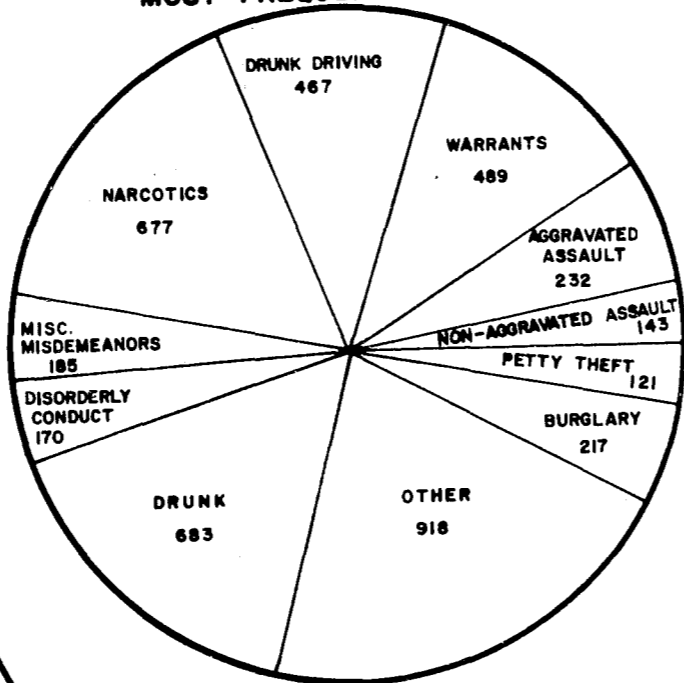
* REFLECTS BOUNDARIES FOR AREA SERVICED JULY 1, 1973

PICO RIVERA

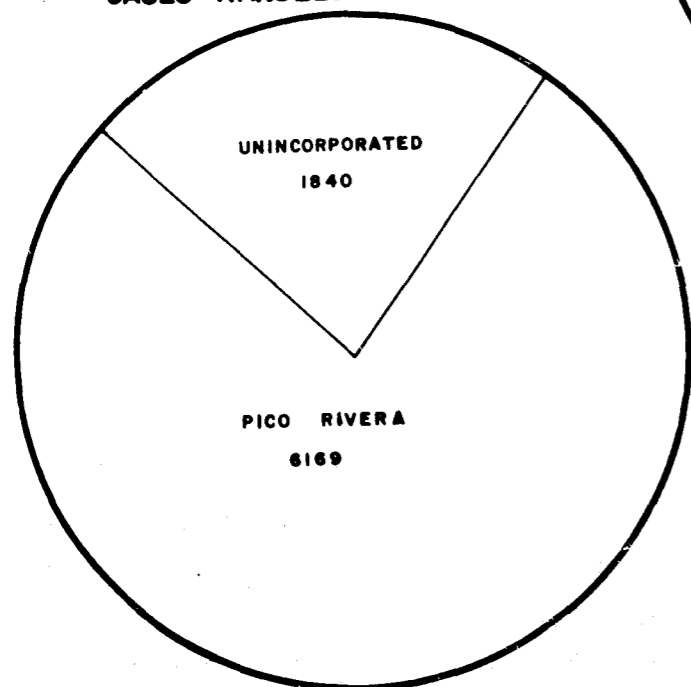
MOST FREQUENT CASES HANDLED



MOST FREQUENT ARRESTS



CASES HANDLED BY LOCATION



PICO RIVERA STATION

TOTAL

	CASES HANDLED	ADULTS ARRESTED	JUVENILES ARRESTED
TOTAL			
Fiscal Year 1973-74	8009	2912	1390
Fiscal Year 1972-73	7660*	2093*	1296*
Percent Change	+ 5	+ 39	+ 7
SEVEN MAJOR OFFENSES			
Criminal Homicide	5	2	2
Forcible Rape	20	11	3
Robbery	99	25	16
Aggravated Assault	411	141	91
Burglary	1012	81	136
Grand Theft	185	13	5
Grand Theft Auto	427	26	70
ALL OTHER OFFENSES			
Checks (Worthless)	30	1	-
Forgery	7	7	-
Sex Felonies	14	2	1
Sex Misdemeanors	100	33	28
Assaults, Non-Aggravated	279	80	63
Weapon Laws	86	40	40
Defrauding, Misdemeanor	7	2	3
Offenses Against Family	2	3	-
Narcotics	508	556	121
Liquor Laws	114	43	50
Drunk	614	584	99
Disorderly Conduct	99	68	102
Loitering	26	-	109
Gambling	7	5	-
Drunk Driving	403	450	17
Vehicle Laws	107	77	26
Malicious Mischief	598	15	87
Arson	24	1	1
Warrants	-	487	2
Receiving Stolen Property	10	16	4
Federal Offenses W/Out Money	37	18	-
Federal Offenses With Money	7	-	-
Felonies, Miscellaneous	38	13	4
Vehicle Burglary	259	-	-
Phone Booth Burglary	5	-	-
Boat Burglary	-	-	-
Aircraft Burglary	-	-	-
Theft, Petty	822	61	60
Misdemeanors, Miscellaneous	103	51	134
NON-CRIMINAL			
Persons Missing	326	-	72
Juvenile, Non-Criminal	22	-	44
Commitments	-	-	-
Miscellaneous, Non-Criminal	399	-	-
Suicide and Attempt	38	-	-
Mentally Ill	38	-	-
Accidents, Traffic	573	-	-
Accidents, Miscellaneous	100	-	-
Persons Dead	48	-	-

*Reflects boundaries for area serviced July 1, 1973

PICO RIVERA STATION

UNINCORPORATED AREA

	CASES HANDLED	ADULTS ARRESTED	JUVENILES ARRESTED
TOTAL			
Fiscal Year 1973-74	1840	631	295
Fiscal Year 1972-73	2059*	575*	296*
Percent Change	- 11	+ 10	-
SEVEN MAJOR OFFENSES			
Criminal Homicide	-	-	-
Forcible Rape	5	6	-
Robbery	24	9	6
Aggravated Assault	81	30	22
Burglary	289	24	61
Grand Theft	42	1	-
Grand Theft Auto	147	14	15
ALL OTHER OFFENSES			
Checks (Worthless)	12	-	-
Forgery	2	1	-
Sex Felonies	4	1	1
Sex Misdemeanors	41	8	4
Assaults, Non-Aggravated	58	24	6
Weapon Laws	21	7	4
Defrauding, Misdemeanor	6	2	3
Offenses Against Family	-	-	-
Narcotics	127	155	23
Liquor Laws	22	17	3
Drunk	119	122	13
Disorderly Conduct	33	20	36
Loitering	2	-	7
Gambling	2	-	-
Drunk Driving	58	66	1
Vehicle Laws	20	9	11
Malicious Mischief	168	2	30
Arson	8	-	-
Warrants	-	76	-
Receiving Stolen Property	2	2	2
Federal Offenses W/Out Money	7	4	-
Federal Offenses With Money	3	-	-
Felonies, Miscellaneous	12	1	2
Vehicle Burglary	109	-	-
Phone Booth Burglary	1	-	-
Boat Burglary	-	-	-
Aircraft Burglary	-	-	-
Theft, Petty	194	10	10
Misdemeanors, Miscellaneous	21	18	18
NON-CRIMINAL			
Persons Missing	93	-	12
Juvenile, Non-Criminal	2	-	5
Commitments	-	-	-
Miscellaneous, Non-Criminal	79	-	-
Suicide and Attempt	6	-	-
Mentally Ill	8	-	-
Accidents, Traffic	-	-	-
Accidents, Miscellaneous	2	-	-
Persons Dead	10	-	-

*Reflects boundaries for area serviced July 1, 1973.

PICO RIVERA STATION

CITY OF PICO RIVERA

	CASES HANDLED	ADULTS ARRESTED	JUVENILES ARRESTED
TOTAL			
Fiscal Year 1973-74	6169	2281	1095
Fiscal Year 1972-73	5601	1518	1000
Percent Change	+ 10	+ 50	+ 10
SEVEN MAJOR OFFENSES			
Criminal Homicide	5	2	2
Forcible Rape	15	5	3
Robbery	75	16	10
Aggravated Assault	330	111	69
Burglary	723	57	75
Grand Theft	143	12	5
Grand Theft Auto	280	12	55
ALL OTHER OFFENSES			
Checks (Worthless)	18	1	-
Forgery	5	6	-
Sex Felonies	10	1	-
Sex Misdemeanors	59	25	24
Assaults, Non-Aggravated	221	56	57
Weapon Laws	65	33	36
Defrauding, Misdemeanor	1	-	-
Offenses Against Family	2	3	-
Narcotics	381	401	98
Liquor Laws	92	26	47
Drunk	495	462	86
Disorderly Conduct	66	48	66
Loitering	24	-	102
Gambling	5	3	-
Drunk Driving	345	384	16
Vehicle Laws	87	68	15
Malicious Mischief	430	13	57
Arson	16	1	1
Warrants	-	411	2
Receiving Stolen Property	8	14	2
Federal Offenses W/Out Money	30	14	-
Federal Offenses With Money	4	-	-
Felonies, Miscellaneous	26	12	2
Vehicle Burglary	150	-	-
Phone Booth Burglary	4	-	-
Boat Burglary	-	-	-
Aircraft Burglary	-	-	-
Theft, Petty	628	51	50
Misdemeanors, Miscellaneous	82	33	116
NON-CRIMINAL			
Persons Missing	233	-	60
Juvenile, Non-Criminal	20	-	39
Commitments	-	-	-
Miscellaneous, Non-Criminal	320	-	-
Suicide and Attempt	32	-	-
Mentally Ill	30	-	-
Accidents, Traffic	573	-	-
Accidents, Miscellaneous	98	-	-
Persons Dead	38	-	-

PICO RIVERA STATION

CASE ASSIGNMENTS

	ADULT DETECTIVES	JUVENILE DETECTIVES
TOTAL		
Fiscal Year 1973-74	3213	2166
Fiscal Year 1972-73	N. A.	N. A.
Percent Change	-	-
SEVEN MAJOR OFFENSES		
Criminal Homicide	-	-
Forcible Rape	11	11
Robbery	76	16
Aggravated Assault	271	151
Burglary	878	139
Grand Theft	170	16
Grand Theft Auto	393	39
ALL OTHER OFFENSES		
Checks (Worthless)	262	-
Forgery	6	-
Sex Felonies	2	13
Sex Misdemeanors	4	65
Assaults, Non-Aggravated	34	98
Weapon Laws	49	34
Defrauding, Misdemeanor	4	3
Offenses Against Family	-	2
Narcotics	15	86
Liquor Laws	3	33
Drunk	7	62
Disorderly Conduct	23	36
Loitering	-	27
Gambling	-	-
Drunk Driving	4	18
Vehicle Laws	13	31
Malicious Mischief	257	325
Arson	1	4
Warrants	-	-
Rec. Stolen Property	8	2
Fed. Offenses W/Out Money	19	4
Fed. Offenses with Money	6	-
Felonies, Misc.	12	9
Vehicle Burglary	184	78
Phone Booth Burglary	5	-
Boat Burglary	-	-
Aircraft Burglary	-	-
Theft, Petty	320	445
Misdemeanors, Misc.	22	54
NON-CRIMINAL		
Persons Missing	3	290
Juvenile, Non-Criminal	-	22
Comitments	-	-
Misc. Non-Criminal	126	50
Suicide and Attempt	20	1
Mentally Ill	-	-
Accidents, Traffic	-	-
Accidents, Misc.	5	2
Persons Dead	-	-

PICO RIVERA STATION

SEVEN MAJOR OFFENSES BY REPORTING DISTRICT

REPORTING DISTRICT	TOTAL REPORTED OFFENSES	CRIMINAL HOMICIDE	FORCIBLE RAPE	ROBBERY	AGGRAVATED ASSAULT	BURGLARY	GRAND THEFT	GRAND THEFT AUTO
STATION TOTAL	2159	5	20	99	411	1012	185	427
Pico Rivera								
1510	219	1	1	14	62	91	10	40
1511	144	-	1	3	31	64	11	34
1512	171	2	2	7	31	82	12	35
1513	160	-	3	11	17	72	24	33
1514	174	-	3	7	42	84	9	29
1515	192	-	3	6	62	73	16	32
1516	139	-	-	3	11	74	33	18
1517	153	-	1	15	37	69	5	26
1518	109	2	-	7	10	57	15	18
1519	110	-	1	2	27	57	8	15
Unincorporated								
1570	21	-	-	1	4	7	1	8
1571	39	-	-	-	2	2	3	32
1572	33	-	3	1	1	14	4	10
1573	17	-	-	-	5	7	-	5
1574	31	-	1	1	3	17	2	7
1575	138	-	1	6	23	74	8	26
1576	112	-	-	3	8	72	9	20
1577	31	-	-	2	6	17	1	5
1578	166	-	-	10	29	79	14	34

PICO RIVERA STATION

SEVEN MAJOR OFFENSES CLEARED

	STATION TOTAL	UNINCORPORATED AREA	PICO RIVERA
ACTUAL KNOWN OFFENSES			
TOTAL MAJOR OFFENSES*	2140	580	1560
Number Cleared	293	60	233
Percent Cleared	13.7	10.3	14.9
WILFUL HOMICIDE	5	-	5
Number Cleared	5	-	5
Percent Cleared	100.0	-	100.0
FORCIBLE RAPE	20	5	15
Number Cleared	7	2	5
Percent Cleared	35.0	40.0	33.3
ROBBERY	99	24	75
Number Cleared	13	3	10
Percent Cleared	13.1	12.5	13.3
AGGRAVATED ASSAULT	409	79	330
Number Cleared	150	22	128
Percent Cleared	36.7	27.8	38.8
BURGLARY	1006	286	720
Number Cleared	76	26	50
Percent Cleared	7.6	9.1	6.9
GRAND THEFT	181	40	141
Number Cleared	16	-	16
Percent Cleared	8.8	-	11.3
GRAND THEFT AUTO	420	146	274
Number Cleared	26	7	19
Percent Cleared	6.2	4.8	6.9

*Unfounded offense reports deducted from figures.

STOLEN AND RECOVERED PROPERTY

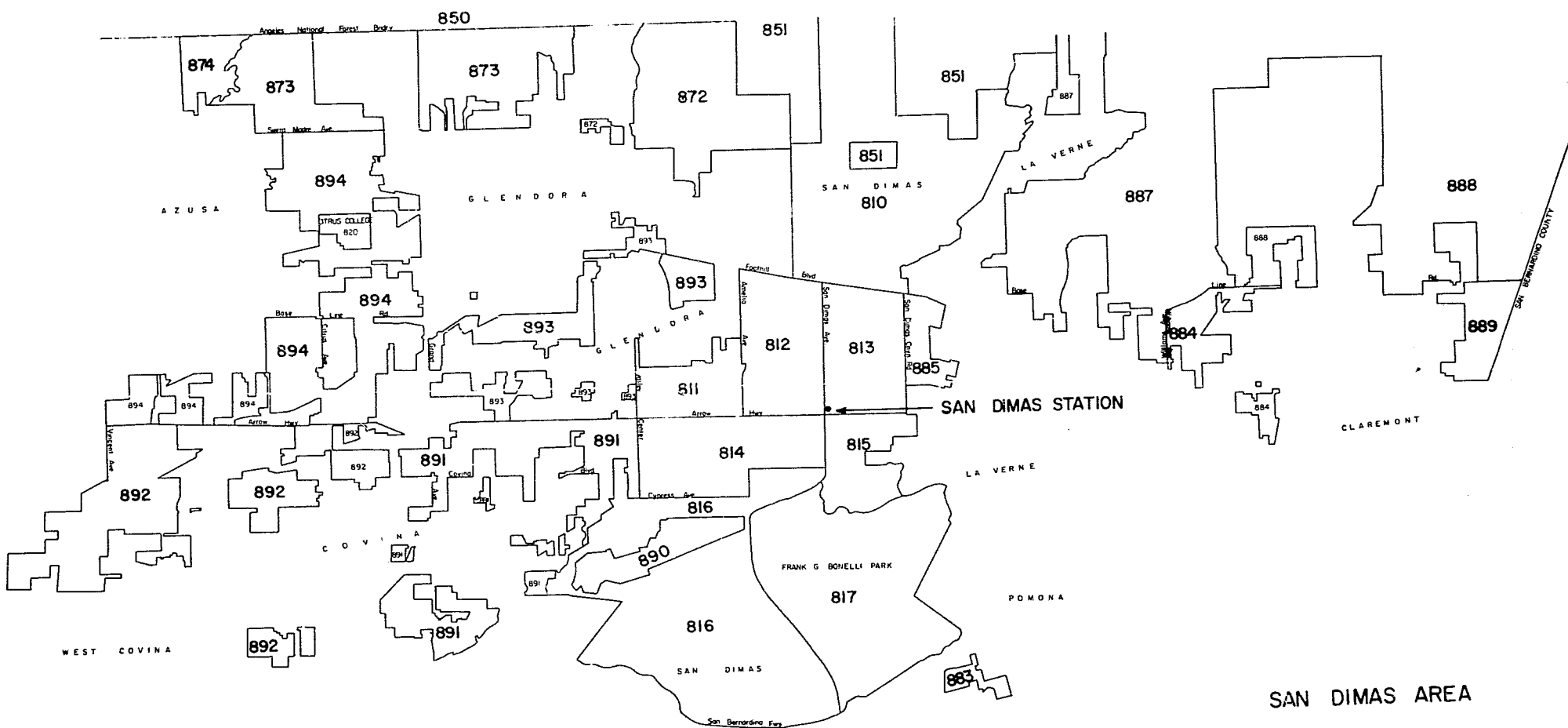
	AMOUNT STOLEN	AMOUNT RECOVERED	PERCENT
TOTAL	\$998,303	\$384,860	38.6
Robbery	17,668	481	2.7
Burglary	360,456	21,998	6.1
Theft	156,490	20,210	12.9
Auto Theft	417,000	340,417	-*
Checks	475	-	-
Miscellaneous	46,214	1,754	3.8
Number of Vehicles Recovered		464	

*Percentage not given as figures for first eleven months of Fiscal Year 1973-74 include recoveries made for other agencies.

TRAFFIC ACCIDENT AND ENFORCEMENT SUMMARY

PICO RIVERA STATION

CLASSIFICATION	STATION TOTAL		UNINCORPORATED AREA TOTAL		PICO RIVERA	
	TRAFFIC ACCIDENTS	TRAFFIC CITATIONS	TRAFFIC ACCIDENTS	TRAFFIC CITATIONS	TRAFFIC ACCIDENTS	TRAFFIC CITATIONS
TOTAL: 1973-74	573	10270	N.A.	890	573	9380
TOTAL: 1972-73	544	N.A.	N.A.	N.A.	544	9785
PERCENT CHANGE	+5	-	-	-	+5	-4
Hazardous Violations:		8392		599		7793
Speed	129	4687			129	4687
Fail Yield Uncont L-S	-	2			-	2
Fail Yield Turn Left	43	81			43	81
Fail Yield Enter Hwy	21	29			21	29
Fail Yield M-V All Other	4	12			4	12
Failed to Yield to Ped	9	29			9	29
Failed Obey Stop Sign	9	576			9	576
Failed Obey Other Signs	-	770			-	770
Failed Obey Traf Signal	24	510			24	510
Failed Obey Other Traf Dev	4	109			4	109
Made Unsafe Turn	31	92			31	92
Failed to Signal	8	14			8	14
Wrong Side Way on St	38	58			38	58
Following Too Closely	21	17			21	17
Unsafe Passing	7	10			7	10
Fail Stay in One Lane	11	48			11	48
Unsafe Parking	-	151			-	151
Unsafe Acts. Non-Driving	2	7			2	7
Unsafe Cond or Oper	3	84			3	84
Inad/Unsafe Headlights	-	12			-	12
Inad/Unsafe Tail Brk Lt	-	20			-	20
All Other Unsafe Lights	-	165			-	165
Inad Defect Brakes	2	6			2	6
Unsafe Equipment Other	-	191			-	191
Towing Loading Rules	-	1			-	1
Size Weight Rules	-	31			-	31
Ped Failed to Yield	9	3			9	3
Other Ped Violation	-	8			-	8
Reckless Driving	6	50			6	50
Drunk Driving	51	3			51	3
Other Haz Driving Viol	23	616		599	23	17
No Violation	34				34	
Violation Unknown	84				84	
Non-Hazardous Violations:		1878		291		1587



SAN DIMAS STATION

SYNOPSIS

	FISCAL YEAR 1973-74	FISCAL YEAR 1972-73	PERCENT CHANGE	PROJECTION 1974-75
SEVEN MAJOR OFFENSES				
Crime Rate per 10,000 Population	236.18	210.94	+ 12	-
NUMBER OF CASES HANDLED				
Criminal Homicide	5	4	+ 25	4
Forcible Rape	19	17	+ 12	17
Robbery	50	46	+ 9	55
Aggravated Assault	220	223	- 1	240
Burglary	1343	1169	+ 15	1310
Grand Theft	157	134	+ 17	155
Grand Theft Auto	135	139	- 3	150
TOTAL CASES HANDLED	8064	7531	+ 7	7965
ADULTS ARRESTED	1987	1757	+ 13	2085
JUVENILES ARRESTED	1088	989	+ 10	1090
CASE ASSIGNMENTS TO ADULT DETECTIVES	3236	2897	+ 12	3045
CASE ASSIGNMENTS TO JUVENILE DETECTIVES	2903	2861	+ 1	2965
TRAFFIC				
Total Citations	9463	9199	+ 3	N. C.
Total Accidents	132	109	+ 21	N. C.

PERCENTAGE CHANGES BY STATION AREA

STATION AREA	CASES HANDLED	ADULTS ARRESTED	JUVENILES ARRESTED
Citrus College	+ 162	+ 223	+ 91
San Dimas	+ 11	+ 25	+ 6
Unincorporated Area	+ 4	+ 5	+ 10

ANALYSIS OF CAUSES FOR ARREST IN SAN DIMAS STATION AREA

MOST FREQUENT CHARGES

Adult - Male
Warrants 22
Drunk Driving 19
Narcotics 18

Female
Narcotics 19
Warrants 20, 21
Drunk Driving 24

Juvenile - Male
Burglary 15
Narcotics 17
Persons Missing 13-14

Female
Persons Missing 15, 16
Narcotics 17
Juvenile Non-Criminal 15, 16

MOST FREQUENT AGES

22
19
18

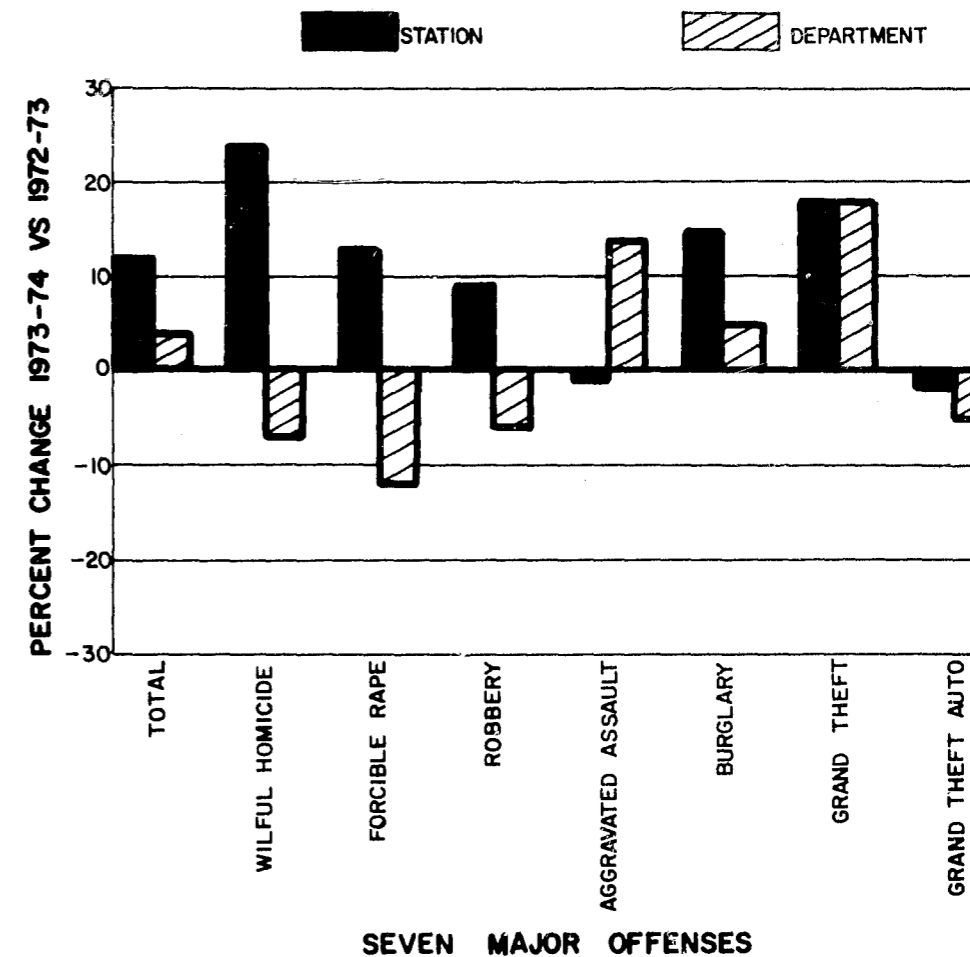
19
20, 21
24

13-14

15, 16
17
15, 16

CRIME RATE

SAN DIMAS

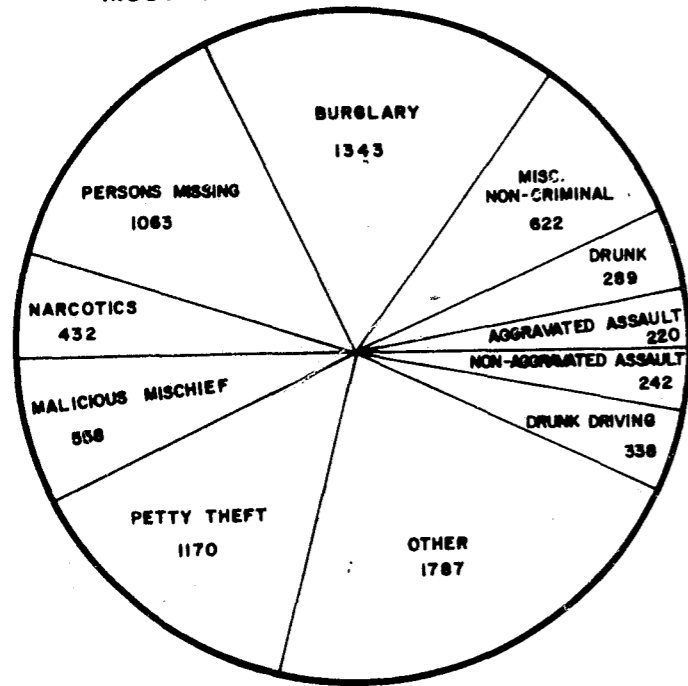


SEVEN MAJOR OFFENSES

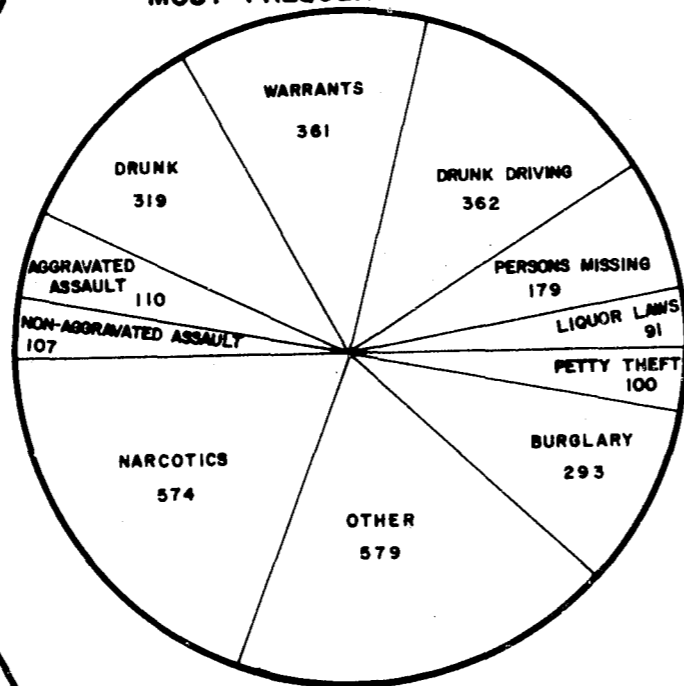
	AREA IN SQUARE MILES	POPULATION			CRIME RATE PER 10,000 SEVEN MAJOR OFFENSES		
		1973-74	1972-73	% CHANGE	1973-74	1972-73	% CHANGE
TOTAL AREA	223.50	81,676	82,108	- 1	236.18	210.94	+ 12
UNINCORPORATED AREA	208.48	65,154	66,050	- 1	223.62	199.24	+ 12
SAN DIMAS	15.02	16,522	16,058	+ 3	285.68	259.06	+ 10

SAN DIMAS

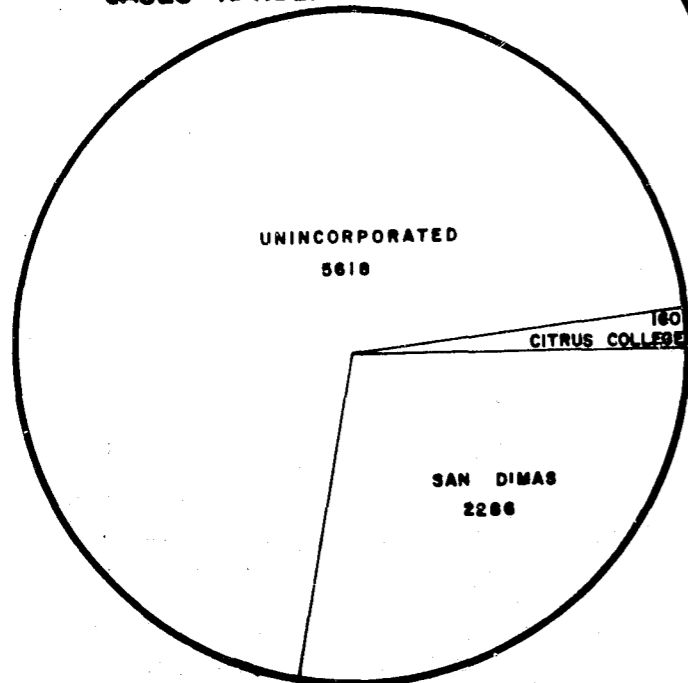
MOST FREQUENT CASES HANDLED



MOST FREQUENT ARRESTS



CASES HANDLED BY LOCATION



SAN DIMAS STATION

TOTAL

	CASES HANDLED	ADULTS ARRESTED	JUVENILES ARRESTED
TOTAL			
Fiscal Year 1973-74	8064	1987	1088
Fiscal Year 1972-73	7531	1757	989
Percent Change	+ 7	+ 13	+ 10
SEVEN MAJOR OFFENSES			
Criminal Homicide	5	3	-
Forcible Rape	19	3	-
Robbery	50	11	6
Aggravated Assault	220	94	16
Burglary	1343	104	189
Grand Theft	157	19	9
Grand Theft Auto	135	42	21
ALL OTHER OFFENSES			
Checks (Worthless)	21	1	-
Forgery	2	3	-
Sex Felonies	31	14	5
Sex Misdemeanors	86	4	7
Assaults, Non-Aggravated	242	73	34
Weapon Laws	93	44	13
Defrauding, Misdemeanor	5	-	-
Offenses Against Family	6	-	1
Narcotics	432	360	214
Liquor Laws	75	28	63
Drunk	289	288	31
Disorderly Conduct	194	37	20
Loitering	23	-	74
Gambling	4	2	-
Drunk Driving	338	348	14
Vehicle Laws	103	42	11
Malicious Mischief	558	6	15
Arson	34	4	7
Warrants	-	361	-
Receiving Stolen Property	7	25	11
Federal Offenses W/Out Money	23	10	-
Federal Offenses With Money	7	2	-
Felonies, Miscellaneous	42	9	5
Vehicle Burglary	188	-	-
Phone Booth Burglary	-	-	-
Boat Burglary	-	-	-
Aircraft Burglary	-	-	-
Theft, Petty	1170	24	76
Misdemeanors, Miscellaneous	110	26	23
NON-CRIMINAL			
Persons Missing	1063	-	179
Juvenile, Non-Criminal	18	-	44
Commitments	-	-	-
Miscellaneous, Non-Criminal	622	-	-
Suicide and Attempt	49	-	-
Mentally Ill	17	-	-
Accidents, Traffic	132	-	-
Accidents, Miscellaneous	91	-	-
Persons Dead	60	-	-

SAN DIMAS STATION

UNINCORPORATED AREA

	CASES HANDLED	ADULTS ARRESTED	JUVENILES ARRESTED
TOTAL			
Fiscal Year 1973-74	5618	1388	760
Fiscal Year 1972-73	5406	1327	689
Percent Change	+ 4	+ 5	+ 10
SEVEN MAJOR OFFENSES			
Criminal Homicide	4	1	-
Forcible Rape	16	2	-
Robbery	34	11	6
Aggravated Assault	146	73	8
Burglary	1017	66	138
Grand Theft	114	14	8
Grand Theft Auto	97	19	14
ALL OTHER OFFENSES			
Checks (Worthless)	18	1	-
Forgery	2	2	-
Sex Felonies	23	9	2
Sex Misdemeanors	62	1	6
Assaults, Non-Aggravated	183	53	19
Weapon Laws	76	34	10
Defrauding, Misdemeanor	1	-	-
Offenses Against Family	2	-	1
Narcotics	323	260	147
Liquor Laws	49	17	49
Drunk	199	217	18
Disorderly Conduct	152	25	13
Loitering	17	-	40
Gambling	4	2	-
Drunk Driving	219	239	6
Vehicle Laws	64	28	8
Malicious Mischief	407	3	8
Arson	18	1	3
Warrants	-	240	-
Receiving Stolen Property	4	19	7
Federal Offenses W/Out Money	17	8	-
Federal Offenses With Money	7	2	-
Felonies, Miscellaneous	26	6	3
Vehicle Burglary	123	-	-
Phone Booth Burglary	-	-	-
Boat Burglary	-	-	-
Aircraft Burglary	-	-	-
Theft, Petty	817	16	49
Misdemeanors, Miscellaneous	69	19	20
NON-CRIMINAL			
Persons Missing	756	-	148
Juvenile, Non-Criminal	12	-	29
Commitments	-	-	-
Miscellaneous, Non-Criminal	427	-	-
Suicide and Attempt	42	-	-
Mentally Ill	12	-	-
Accidents, Traffic	-	-	-
Accidents, Miscellaneous	21	-	-
Persons Dead	38	-	-

SAN DIMAS STATION

CITRUS COLLEGE

	CASES HANDLED	ADULTS ARRESTED	JUVENILES ARRESTED
TOTAL			
Fiscal Year 1973-74	160	67	21
Fiscal Year 1972-73	61	3	11
Percent Change	+162	+223	+91
SEVEN MAJOR OFFENSES			
Criminal Homicide	-	-	-
Forcible Rape	1	-	-
Robbery	-	-	-
Aggravated Assault	1	1	-
Burglary	20	5	4
Grand Theft	4	1	-
Grand Theft Auto	3	6	1
ALL OTHER OFFENSES			
Checks (Worthless)	-	-	-
Forgery	-	-	-
Sex Felonies	-	1	-
Sex Misdemeanors	-	-	-
Assaults, Non-Aggravated	4	1	-
Weapon Laws	1	1	1
Defrauding, Misdemeanor	-	-	-
Offenses Against Family	-	-	-
Narcotics	8	13	7
Liquor Laws	1	-	1
Drunk	4	3	-
Disorderly Conduct	2	-	-
Loitering	-	-	4
Gambling	-	-	-
Drunk Driving	13	14	1
Vehicle Laws	1	2	-
Malicious Mischief	7	-	-
Arson	-	-	-
Warrants	-	16	-
Receiving Stolen Property	1	2	-
Federal Offenses W/Out Money	1	-	-
Federal Offenses With Money	-	-	-
Felonies, Miscellaneous	3	-	-
Vehicle Burglary	11	-	-
Phone Booth Burglary	-	-	-
Boat Burglary	-	-	-
Aircraft Burglary	-	-	-
Theft, Petty	44	-	1
Misdemeanors, Miscellaneous	1	1	-
NON-CRIMINAL			
Persons Missing	2	-	1
Juvenile, Non-Criminal	-	-	-
Commitments	-	-	-
Miscellaneous, Non-Criminal	15	-	-
Suicide and Attempt	-	-	-
Mentally Ill	-	-	-
Accidents, Traffic	-	-	-
Accidents, Miscellaneous	10	-	-
Persons Dead	2	-	-

SAN DIMAS STATION

CITY OF SAN DIMAS

	CASES HANDLED	ADULTS ARRESTED	JUVENILES ARRESTED
TOTAL			
Fiscal Year 1973-74	2286	532	307
Fiscal Year 1972-73	2064	427	289
Percent Change	+ 11	+ 25	+ 6
SEVEN MAJOR OFFENSES			
Criminal Homicide	1	2	-
Forcible Rape	2	1	-
Robbery	16	-	-
Aggravated Assault	73	20	8
Burglary	306	33	47
Grand Theft	39	4	1
Grand Theft Auto	35	17	6
ALL OTHER OFFENSES			
Checks (Worthless)	3	-	-
Forgery	-	1	-
Sex Felonies	8	4	3
Sex Misdemeanors	24	3	1
Assaults, Non-Aggravated	55	19	15
Weapon Laws	16	9	2
Defrauding, Misdemeanor	4	-	-
Offenses Against Family	4	-	-
Narcotics	101	87	60
Liquor Laws	25	11	13
Drunk	86	68	13
Disorderly Conduct	40	12	7
Loitering	6	-	30
Gambling	-	-	-
Drunk Driving	106	95	7
Vehicle Laws	38	12	3
Malicious Mischief	144	3	7
Arson	16	3	4
Warrants	-	105	-
Receiving Stolen Property	2	4	4
Federal Offenses W/Out Money	5	2	-
Federal Offenses With Money	-	-	-
Felonies, Miscellaneous	13	3	2
Vehicle Burglary	54	-	-
Phone Booth Burglary	-	-	-
Boat Burglary	-	-	-
Aircraft Burglary	-	-	-
Theft, Petty	309	8	26
Misdemeanors, Miscellaneous	40	6	3
NON-CRIMINAL			
Persons Missing	305	-	30
Juvenile, Non-Criminal	6	-	15
Commitments	-	-	-
Miscellaneous, Non-Criminal	180	-	-
Suicide and Attempt	7	-	-
Mentally Ill	5	-	-
Accidents, Traffic	132	-	-
Accidents, Miscellaneous	60	-	-
Persons Dead	20	-	-

SAN DIMAS STATION

CASE ASSIGNMENTS

	ADULT DETECTIVES	JUVENILE DETECTIVES
TOTAL		
Fiscal Year 1973-74	3236	2903
Fiscal Year 1972-73	2897	2861
Percent Change	+12	+1
SEVEN MAJOR OFFENSES		
Criminal Homicide	-	-
Forcible Rape	12	8
Robbery	34	11
Aggravated Assault	171	58
Burglary	1129	232
Grand Theft	140	16
Grand Theft Auto	133	11
ALL OTHER OFFENSES		
Checks (Worthless)	181	-
Forgery	-	-
Sex Felonies	5	28
Sex Misdemeanors	9	71
Assaults, Non-Aggravated	30	98
Weapon Laws	53	30
Defrauding, Misdemeanor	5	-
Offenses Against Family	1	5
Narcotics	8	159
Liquor Laws	-	35
Drunk	4	28
Disorderly Conduct	113	50
Loitering	-	27
Gambling	-	-
Drunk Driving	3	13
Vehicle Laws	15	25
Malicious Mischief	253	300
Arson	1	10
Warrants	-	-
Rec. Stolen Property	7	3
Fed. Offenses W/Out Money	15	5
Fed. Offenses with Money	5	2
Felonies, Misc.	24	9
Vehicle Burglary	133	56
Phone Booth Burglary	-	-
Boat Burglary	-	-
Aircraft Burglary	-	-
Theft, Petty	435	725
Misdemeanors, Misc.	62	26
NON-CRIMINAL		
Persons Missing	3	674
Juvenile, Non-Criminal	-	18
Commitments	-	-
Misc. Non-Criminal	196	147
Suicide and Attempt	35	8
Mentally Ill	-	-
Accidents, Traffic	-	-
Accidents, Misc.	22	15
Persons Dead	-	-

SAN DIMAS STATION

SEVEN MAJOR OFFENSES BY REPORTING DISTRICT

REPORTING DISTRICT	TOTAL REPORTED OFFENSES	CRIMINAL HOMICIDE	FORCIBLE RAPE	ROBBERY	AGGRAVATED ASSAULT	BURGLARY	GRAND THEFT	GRAND THEFT AUTO
STATION TOTAL	1929	5	19	50	220	1343	157	135
San Dimas								
810	32	-	-	1	-	24	4	3
811	40	-	-	1	3	31	3	2
812	94	1	1	2	17	61	7	5
813	107	-	-	3	13	82	6	3
814	90	-	-	3	18	58	3	8
815	38	-	1	5	8	15	3	6
816	46	-	-	-	10	30	3	3
817	25	-	-	1	4	5	10	5
Citrus College								
820	29	-	1	-	1	20	4	3
Unincorporated								
850	23	1	-	1	6	7	4	4
851	19	-	-	-	4	13	1	1
852	-	-	-	-	-	-	-	-
872	12	-	-	-	7	3	-	2
873	16	-	1	-	2	10	2	1
874	13	-	-	1	4	2	5	1
883	20	-	1	-	1	14	-	4
884	56	-	-	1	7	45	2	1
885	18	-	-	-	-	14	2	2
887	33	1	-	-	1	30	1	-
888	50	-	2	1	2	39	5	1
889	1	-	-	-	1	-	-	-
890	3	-	-	-	-	1	-	2
891	308	1	2	8	21	235	25	16
892	355	-	6	11	42	247	25	24
893	68	1	1	-	1	55	5	5
894	433	-	3	11	47	302	37	33

SAN DIMAS STATION

SEVEN MAJOR OFFENSES CLEARED

	STATION TOTAL	UNINCORPORATED AREA	CITRUS COLLEGE	SAN DIMAS
ACTUAL KNOWN OFFENSES				
TOTAL MAJOR OFFENSES*	1917	1419	29	469
Number Cleared	298	226	2	70
Percent Cleared	15.5	15.9	6.9	14.9
WILFUL HOMICIDE	4	3	-	1
Number Cleared	4	4	-	-
Percent Cleared	100.0	100.0	-	-
FORCIBLE RAPE	19	16	1	2
Number Cleared	4	4	-	-
Percent Cleared	21.1	25.0	-	-
ROBBERY	50	34	-	16
Number Cleared	7	4	-	3
Percent Cleared	14.0	11.8	-	18.8
AGGRAVATED ASSAULT	219	146	1	72
Number Cleared	91	60	-	31
Percent Cleared	41.6	41.1	-	43.1
BURGLARY	1336	1011	20	305
Number Cleared	165	134	-	31
Percent Cleared	12.4	13.3	-	10.2
GRAND THEFT	157	114	4	39
Number Cleared	21	16	2	3
Percent Cleared	13.4	14.0	50.0	7.7
GRAND THEFT AUTO	132	95	3	34
Number Cleared	6	4	-	2
Percent Cleared	4.5	4.2	-	5.9

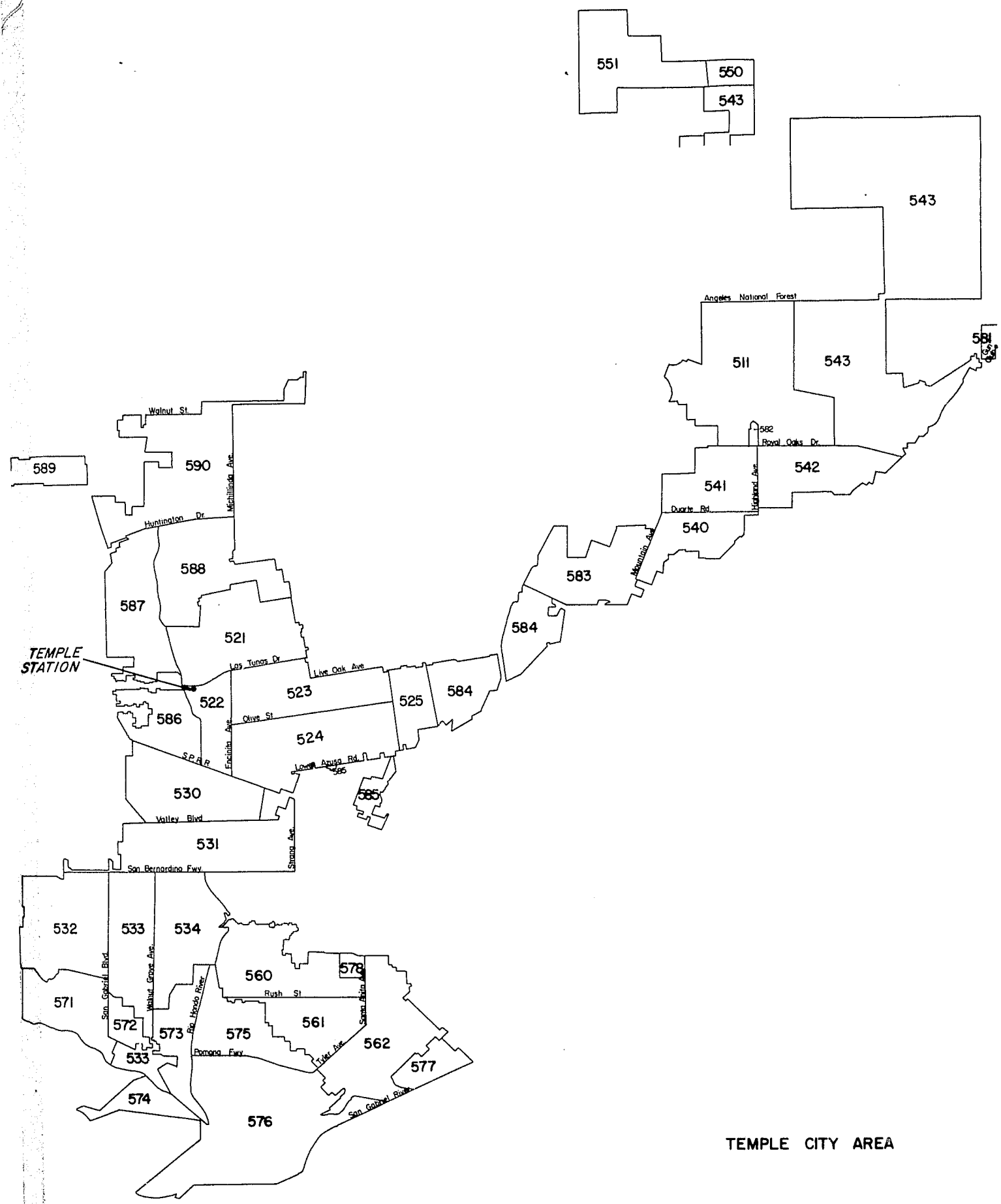
*Unfounded offense reports deducted from figures.

STOLEN AND RECOVERED PROPERTY

	AMOUNT STOLEN	AMOUNT RECOVERED	PERCENT
TOTAL	\$791,109	\$232,153	29.4
Robbery	15,535	607	3.9
Burglary	421,671	53,854	12.8
Theft	208,583	35,173	16.9
Auto Theft	116,525	140,385	-*
Checks	408	499	100.0
Miscellaneous	28,387	1,635	5.8

Number of Vehicles Recovered 143

*Percentage not given as figures for first eleven months of Fiscal Year 1973-74 include recoveries made for other agencies.



TEMPLE CITY AREA

TEMPLE STATION

SYNOPSIS

	FISCAL YEAR 1973-74	FISCAL YEAR 1972-73	PERCENT CHANGE	PROJECTION 1974-75
SEVEN MAJOR OFFENSES				
Crime Rate per 10,000 Population	302.96	275.22	+ 10	
NUMBER OF CASES HANDLED				
Criminal Homicide	7	8	- 12	7
Forcible Rape	39	49	- 20	45
Robbery	183	196	- 7	205
Aggravated Assault	654	555	+ 18	720
Burglary	2664	2480	+ 7	2565
Grand Theft	416	363	+ 15	415
Grand Theft Auto	665	603	+ 10	705
TOTAL CASES HANDLED	17221	15533	+ 11	17345
ADULTS ARRESTED	6127	4484	+ 37	5875
JUVENILES ARRESTED	2254	1648	+ 37	1915
CASE ASSIGNMENTS TO ADULT DETECTIVES	6917	6424	+ 8	6785
CASE ASSIGNMENTS TO JUVENILE DETECTIVES	4814	4309	+ 12	4830
TRAFFIC				
Total Citations	30381	26248	+ 16	N. C.
Total Accidents	1065	969	+ 10	N. C.

PERCENTAGE CHANGES BY STATION AREA

STATION AREA	CASES HANDLED	ADULTS ARRESTED	JUVENILES ARRESTED
Bradbury	+ 14	+ 83	+ 400
Duarte	+ 8	+ 19	+ 45
Rosemead	+ 2	+ 13	+ 32
South El Monte	+ 21	+ 56	+ 57
Temple City	+ 27	+ 64	+ 56
Unincorporated Area	+ 9	+ 64	+ 22

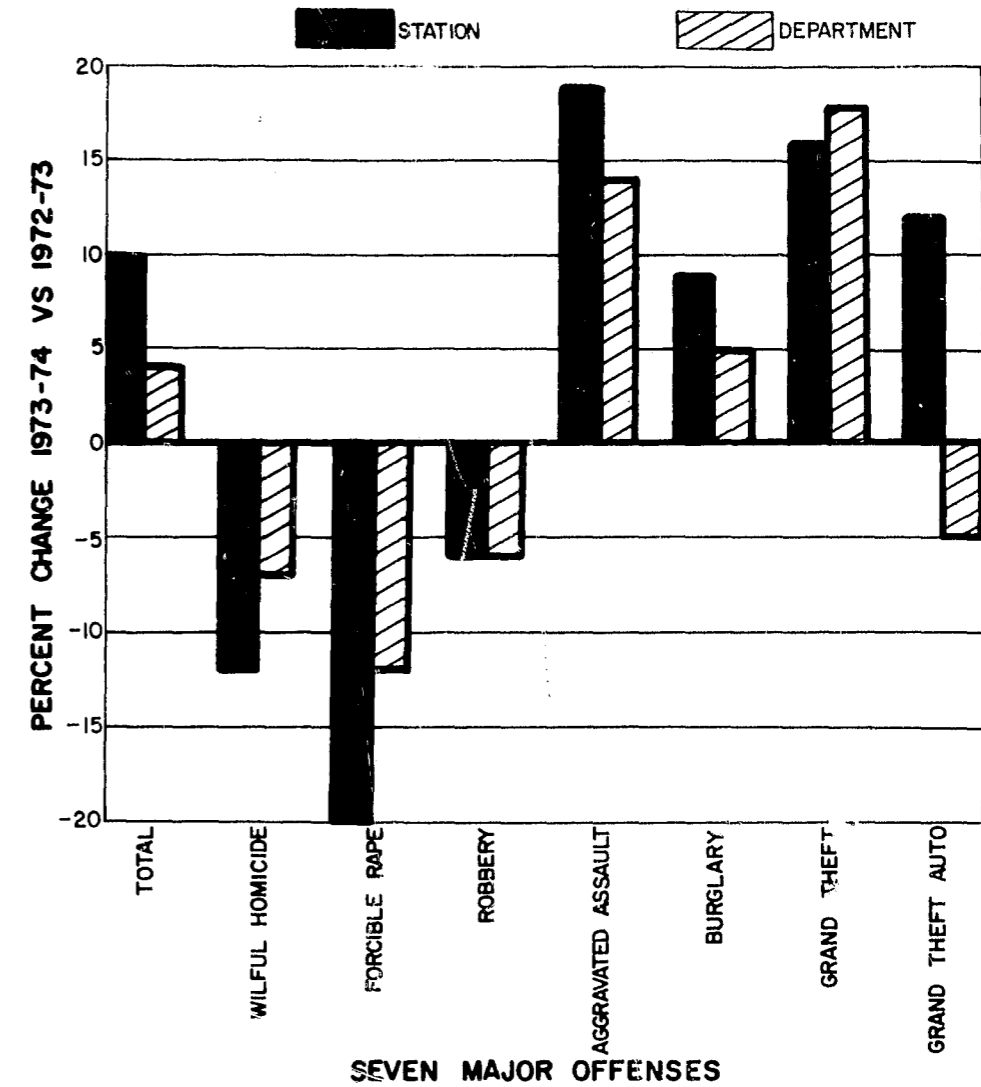
ANALYSIS OF CAUSES FOR ARREST IN TEMPLE STATION AREA

MOST FREQUENT CHARGES MOST FREQUENT AGES

Adult - Male	
Drunk Driving	24
Narcotics	18
Warrants	20
Female	
Drunk Driving	22
Narcotics	19
Drunk	21
Juvenile - Male	
Burglary	15
Narcotics	17
Loitering	16, 17
Female	
Persons Missing	15
Petty Theft	17
Loitering	16

CRIME RATE

TEMPLE

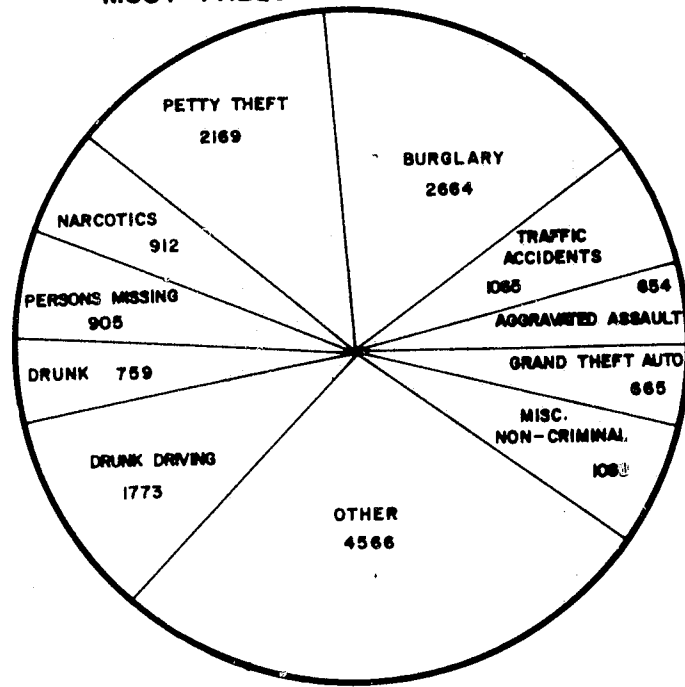


SEVEN MAJOR OFFENSES

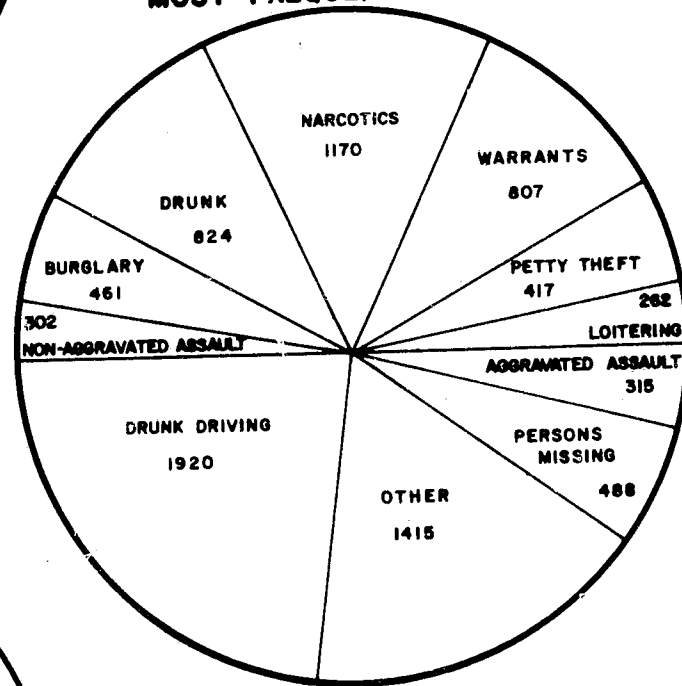
	AREA IN SQUARE MILES	POPULATION			CRIME RATE PER 10,000 SEVEN MAJOR OFFENSES		
		1973-74	1972-73	% CHANGE	1973-74	1972-73	% CHANGE
TOTAL AREA	62.45	152,752	154,567	- 1	302.96	275.22	+ 10
UNINCORPORATED AREA	42.46	49,329	50,308	- 2	247.72	248.87	-
BRADBURY	2.00	884	1,033	- 14	305.43	271.06	+ 13
DUARTE	6.59	14,999	15,083	- 1	338.69	313.60	+ 8
ROSEMEAD	4.92	40,507	40,848	- 1	355.25	334.66	+ 6
SOUTH EL MONTE	2.69	16,250	16,177	-	609.23	481.55	+27
TEMPLE CITY	3.79	30,783	31,118	- 1	143.59	114.08	+26

TEMPLE

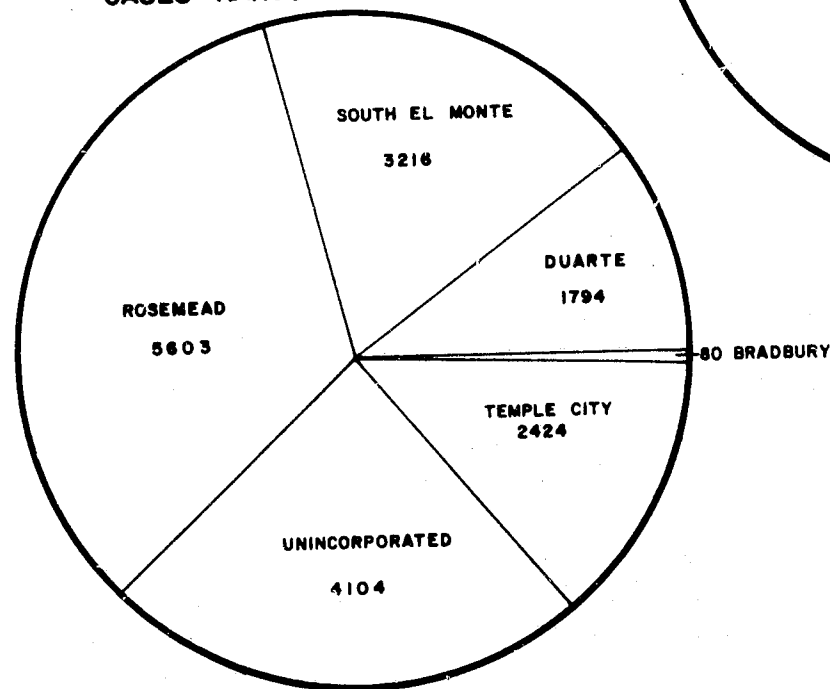
MOST FREQUENT CASES HANDLED



MOST FREQUENT ARRESTS



CASES HANDLED BY LOCATION



TEMPLE STATION

TOTAL

	CASES HANDLED	ADULTS ARRESTED	JUVENILES ARRESTED
TOTAL			
Fiscal Year 1973-74	17221	6127	2254
Fiscal Year 1972-73	15533	4484	1648
Percent Change	+ 11	+ 37	+ 37
SEVEN MAJOR OFFENSES			
Criminal Homicide	7	6	-
Forcible Rape	39	10	1
Robbery	183	57	20
Aggravated Assault	654	256	59
Burglary	2664	197	264
Grand Theft	416	37	20
Grand Theft Auto	665	107	73
ALL OTHER OFFENSES			
Checks (Worthless)	94	3	-
Forgery	25	11	-
Sex Felonies	42	24	4
Sex Misdemeanors	182	46	10
Assaults, Non-Aggravated	466	226	76
Weapon Laws	193	87	35
Defrauding, Misdemeanor	12	3	-
Offenses Against Family	5	3	-
Narcotics	912	911	259
Liquor Laws	227	45	73
Drunk	759	740	84
Disorderly Conduct	201	138	45
Loitering	100	-	262
Gambling	10	6	-
Drunk Driving	1773	1898	22
Vehicle Laws	331	205	23
Malicious Mischief	633	14	37
Arson	99	5	8
Warrants	-	807	-
Receiving Stolen Property	34	30	14
Federal Offenses W/Out Money	49	10	3
Federal Offenses With Money	21	-	-
Felonies, Miscellaneous	67	14	4
Vehicle Burglary	357	-	-
Phone Booth Burglary	2	-	-
Boat Burglary	-	-	-
Aircraft Burglary	-	-	-
Theft, Petty	2169	178	239
Misdemeanors, Miscellaneous	163	53	65
NON-CRIMINAL			
Persons Missing	905	-	488
Juvenile, Non-Criminal	70	-	66
Commitments	-	-	-
Miscellaneous, Non-Criminal	1089	-	-
Suicide and Attempt	116	-	-
Mentally Ill	42	-	-
Accidents, Traffic	1065	-	-
Accidents, Miscellaneous	225	-	-
Persons Dead	155	-	-

TEMPLE STATION

UNINCORPORATED AREA

	CASES HANDLED	ADULTS ARRESTED	JUVENILES ARRESTED
TOTAL			
Fiscal Year 1973-74	4104	1424	631
Fiscal Year 1972-73	3766	869	518
Percent Change	+ 9	+ 64	+ 22
SEVEN MAJOR OFFENSES			
Criminal Homicide	2	1	-
Forcible Rape	11	2	1
Robbery	38	14	4
Aggravated Assault	160	61	16
Burglary	723	42	62
Grand Theft	113	7	2
Grand Theft Auto	175	25	26
ALL OTHER OFFENSES			
Checks (Worthless)	37	1	-
Forgery	5	1	-
Sex Felonies	13	11	1
Sex Misdemeanors	55	32	1
Assaults, Non-Aggravated	110	57	21
Weapon Laws	59	20	11
Defrauding, Misdemeanor	8	3	-
Offenses Against Family	1	-	-
Narcotics	223	211	66
Liquor Laws	57	18	17
Drunk	149	153	13
Disorderly Conduct	57	47	9
Loitering	22	-	52
Gambling	2	1	-
Drunk Driving	317	371	1
Vehicle Laws	73	38	6
Malicious Mischief	153	2	10
Arson	35	1	3
Warrants	-	206	-
Receiving Stolen Property	9	6	6
Federal Offenses W/Out Money	12	1	1
Federal Offenses With Money	3	-	-
Felonies, Miscellaneous	23	5	2
Vehicle Burglary	94	-	-
Phone Booth Burglary	-	-	-
Boat Burglary	-	-	-
Aircraft Burglary	-	-	-
Theft, Petty	570	71	116
Misdemeanors, Miscellaneous	50	16	9
NON-CRIMINAL			
Persons Missing	290	-	163
Juvenile, Non-Criminal	18	-	12
Commitments	-	-	-
Miscellaneous, Non-Criminal	311	-	-
Suicide and Attempt	41	-	-
Mentally Ill	14	-	-
Accidents, Traffic	-	-	-
Accidents, Miscellaneous	23	-	-
Persons Dead	48	-	-

TEMPLE STATION

CITY OF BRADBURY

	CASES HANDLED	ADULTS ARRESTED	JUVENILES ARRESTED
TOTAL			
Fiscal Year 1973-74	80	11	15
Fiscal Year 1972-73	70	6	3
Percent Change	+ 14	+ 83	+ 400
SEVEN MAJOR OFFENSES			
Criminal Homicide	-	-	-
Forcible Rape	-	-	-
Robbery	-	-	-
Aggravated Assault	3	1	-
Burglary	20	-	-
Grand Theft	2	-	1
Grand Theft Auto	2	-	-
ALL OTHER OFFENSES			
Checks (Worthless)	-	-	-
Forgery	1	-	-
Sex Felonies	-	-	-
Sex Misdemeanors	-	-	-
Assaults, Non-Aggravated	2	1	-
Weapon Laws	-	-	-
Defrauding, Misdemeanor	-	-	-
Offenses Against Family	-	-	-
Narcotics	7	7	8
Liquor Laws	-	-	-
Drunk	-	-	-
Disorderly Conduct	2	2	-
Loitering	1	-	3
Gambling	-	-	-
Drunk Driving	2	-	1
Vehicle Laws	-	-	-
Malicious Mischief	3	-	-
Arson	-	-	-
Warrants	-	-	-
Receiving Stolen Property	-	-	-
Federal Offenses W/Out Money	-	-	-
Federal Offenses With Money	-	-	-
Felonies, Miscellaneous	1	-	-
Vehicle Burglary	1	-	-
Phone Booth Burglary	-	-	-
Boat Burglary	-	-	-
Aircraft Burglary	-	-	-
Theft, Petty	5	-	-
Misdemeanors, Miscellaneous	2	-	-
NON-CRIMINAL			
Persons Missing	6	-	2
Juvenile, Non-Criminal	-	-	-
Commitments	-	-	-
Miscellaneous, Non-Criminal	11	-	-
Suicide and Attempt	-	-	-
Mentally Ill	-	-	-
Accidents, Traffic	4	-	-
Accidents, Miscellaneous	4	-	-
Persons Dead	1	-	-

TEMPLE STATION

CITY OF DUARTE

	CASES HANDLED	ADULTS ARRESTED	JUVENILES ARRESTED
TOTAL			
Fiscal Year 1973-74	1794	623	220
Fiscal Year 1972-73	1659	525	152
Percent Change	+ 8	+ 19	+ 45
SEVEN MAJOR OFFENSES			
Criminal Homicide	1	1	-
Forcible Rape	5	1	-
Robbery	21	10	5
Aggravated Assault	69	29	8
Burglary	345	14	49
Grand Theft	32	4	4
Grand Theft Auto	35	14	1
ALL OTHER OFFENSES			
Checks (Worthless)	16	-	-
Forgery	-	1	-
Sex Felonies	10	4	1
Sex Misdemeanors	7	2	-
Assaults, Non-Aggravated	56	19	8
Weapon Laws	27	17	-
Defrauding, Misdemeanor	1	-	-
Offenses Against Family	-	-	-
Narcotics	125	109	37
Liquor Laws	22	-	10
Drunk	68	71	9
Disorderly Conduct	24	8	4
Loitering	10	-	17
Gambling	3	4	-
Drunk Driving	123	129	4
Vehicle Laws	37	25	3
Malicious Mischief	64	-	-
Arson	9	-	-
Warrants	-	131	-
Receiving Stolen Property	-	4	-
Federal Offenses W/Out Money	6	4	-
Federal Offenses With Money	1	-	-
Felonies, Miscellaneous	9	2	-
Vehicle Burglary	39	-	-
Phone Booth Burglary	2	-	-
Boat Burglary	-	-	-
Aircraft Burglary	-	-	-
Theft, Petty	247	13	13
Misdemeanors, Miscellaneous	32	7	5
NON-CRIMINAL			
Persons Missing	59	-	34
Juvenile, Non-Criminal	9	-	8
Commitments	-	-	-
Miscellaneous, Non-Criminal	108	-	-
Suicide and Attempt	14	-	-
Mentally Ill	7	-	-
Accidents, Traffic	114	-	-
Accidents, Miscellaneous	25	-	-
Persons Dead	12	-	-

TEMPLE STATION

CITY OF ROSEMEAD

	CASES HANDLED	ADULTS ARRESTED	JUVENILES ARRESTED
TOTAL			
Fiscal Year 1973-74	5603	2020	718
Fiscal Year 1972-73	5472	1790	546
Percent Change	+ 2	+ 13	+ 32
SEVEN MAJOR OFFENSES			
Criminal Homicide	3	3	-
Forcible Rape	10	2	-
Robbery	74	16	9
Aggravated Assault	213	76	14
Burglary	786	56	81
Grand Theft	121	13	6
Grand Theft Auto	232	27	21
ALL OTHER OFFENSES			
Checks (Worthless)	23	-	-
Forgery	14	7	-
Sex Felonies	7	5	-
Sex Misdemeanors	64	5	5
Assaults, Non-Aggravated	158	86	24
Weapon Laws	51	22	10
Defrauding, Misdemeanor	1	-	-
Offenses Against Family	2	-	-
Narcotics	263	275	86
Liquor Laws	71	11	12
Drunk	300	283	33
Disorderly Conduct	48	44	14
Loitering	31	-	90
Gambling	3	-	-
Drunk Driving	678	724	6
Vehicle Laws	92	51	6
Malicious Mischief	175	3	8
Arson	27	1	5
Warrants	-	215	-
Receiving Stolen Property	7	6	2
Federal Offenses W/Out Money	14	-	1
Federal Offenses With Money	7	-	-
Felonies, Miscellaneous	14	5	1
Vehicle Burglary	127	-	-
Phone Booth Burglary	-	-	-
Boat Burglary	-	-	-
Aircraft Burglary	-	-	-
Theft, Petty	726	71	76
Misdemeanors, Miscellaneous	25	13	17
NON-CRIMINAL			
Persons Missing	310	-	165
Juvenile, Non-Criminal	25	-	26
Commitments	-	-	-
Miscellaneous, Non-Criminal	296	-	-
Suicide and Attempt	32	-	-
Mentally Ill	14	-	-
Accidents, Traffic	433	-	-
Accidents, Miscellaneous	83	-	-
Persons Dead	43	-	-

TEMPLE STATION

CITY OF SOUTH EL MONTE

	CASES HANDLED	ADULTS ARRESTED	JUVENILES ARRESTED
TOTAL			
Fiscal Year 1973-74	3216	1353	392
Fiscal Year 1972-73	2662	869	251
Percent Change	+ 21	+ 56	+ 57
SEVEN MAJOR OFFENSES			
Criminal Homicide	1	1	-
Forcible Rape	12	5	-
Robbery	38	9	2
Aggravated Assault	158	73	19
Burglary	481	49	24
Grand Theft	112	12	2
Grand Theft Auto	188	35	22
ALL OTHER OFFENSES			
Checks (Worthless)	9	1	-
Forgery	2	-	-
Sex Felonies	6	3	2
Sex Misdemeanors	17	5	-
Assaults, Non-Aggravated	83	41	11
Weapon Laws	39	15	12
Defrauding, Misdemeanor	1	-	-
Offenses Against Family	1	3	-
Narcotics	178	193	23
Liquor Laws	55	9	22
Drunk	166	161	22
Disorderly Conduct	39	27	12
Loitering	26	-	77
Gambling	1	1	-
Drunk Driving	417	441	5
Vehicle Laws	76	65	3
Malicious Mischief	141	7	11
Arson	20	3	-
Warrants	-	159	-
Receiving Stolen Property	13	8	3
Federal Offenses W/Out Money	9	2	-
Federal Offenses With Money	3	-	-
Felonies, Miscellaneous	12	-	1
Vehicle Burglary	62	-	-
Phone Booth Burglary	-	-	-
Boat Burglary	-	-	-
Aircraft Burglary	-	-	-
Theft, Petty	206	9	10
Misdemeanors, Miscellaneous	38	16	28
NON-CRIMINAL			
Persons Missing	120	-	68
Juvenile, Non-Criminal	10	-	13
Commitments	-	-	-
Miscellaneous, Non-Criminal	154	-	-
Suicide and Attempt	6	-	-
Mentally Ill	1	-	-
Accidents, Traffic	265	-	-
Accidents, Miscellaneous	34	-	-
Persons Dead	16	-	-

TEMPLE STATION

TEMPLE CITY

	CASES HANDLED	ADULTS ARRESTED	JUVENILES ARRESTED
TOTAL			
Fiscal Year 1973-74	2424	696	278
Fiscal Year 1972-73	1904	425	178
Percent Change	+ 27	+ 64	+ 56
SEVEN MAJOR OFFENSES			
Criminal Homicide	-	-	-
Forcible Rape	1	-	-
Robbery	12	8	-
Aggravated Assault	51	16	2
Burglary	309	36	48
Grand Theft	36	1	5
Grand Theft Auto	33	6	3
ALL OTHER OFFENSES			
Checks (Worthless)	9	1	-
Forgery	3	2	-
Sex Felonies	6	1	-
Sex Misdemeanors	39	2	4
Assaults, Non-Aggravated	57	22	12
Weapon Laws	17	13	2
Defrauding, Misdemeanor	1	-	-
Offenses Against Family	1	-	-
Narcotics	116	116	39
Liquor Laws	22	7	12
Drunk	76	72	7
Disorderly Conduct	31	10	6
Loitering	10	-	23
Gambling	1	-	-
Drunk Driving	236	233	5
Vehicle Laws	53	26	5
Malicious Mischief	97	2	8
Arson	8	-	-
Warrants	-	96	-
Receiving Stolen Property	5	6	3
Federal Offenses W/Out Money	8	3	1
Federal Offenses With Money	7	-	-
Felonies, Miscellaneous	8	2	-
Vehicle Burglary	34	-	-
Phone Booth Burglary	-	-	-
Boat Burglary	-	-	-
Aircraft Burglary	-	-	-
Theft, Petty	415	14	24
Misdemeanors, Miscellaneous	16	1	6
NON-CRIMINAL			
Persons Missing	120	-	56
Juvenile, Non-Criminal	8	-	7
Commitments	-	-	-
Miscellaneous, Non-Criminal	209	-	-
Suicide and Attempt	23	-	-
Mentally Ill	6	-	-
Accidents, Traffic	249	-	-
Accidents, Miscellaneous	56	-	-
Persons Dead	35	-	-

TEMPLE STATION

CASE ASSIGNMENTS

	ADULT DETECTIVES	JUVENILE DETECTIVES
TOTAL		
Fiscal Year 1973-74	6917	4814
Fiscal Year 1972-73	6424	4309
Percent Change	+8	+12
SEVEN MAJOR OFFENSES		
Criminal Homicide	-	-
Forcible Rape	23	16
Robbery	157	36
Aggravated Assault	416	259
Burglary	2385	339
Grand Theft	381	34
Grand Theft Auto	666	61
ALL OTHER OFFENSES		
Checks (Worthless)	969	-
Forgery	15	1
Sex Felonies	3	40
Sex Misdemeanors	8	135
Assaults, Non-Aggravated	36	138
Weapon Laws	84	63
Defrauding, Misdemeanor	9	1
Offenses Against Family	-	5
Narcotics	16	201
Liquor Laws	7	56
Drunk	7	80
Disorderly Conduct	40	72
Loitering	4	93
Gambling	-	-
Drunk Driving	9	32
Vehicle Laws	20	86
Malicious Mischief	188	405
Arson	6	23
Warrants	-	-
Rec. Stolen Property	24	14
Fed. Offenses W/Out Money	36	6
Fed. Offenses with Money	21	-
Felonies, Misc.	34	22
Vehicle Burglary	298	73
Phone Booth Burglary	2	-
Boat Burglary	-	-
Aircraft Burglary	-	-
Theft, Petty	642	1335
Misdemeanors, Misc.	29	53
NON-CRIMINAL		
Persons Missing	1	789
Juvenile, Non-Criminal	-	69
Commitments	-	-
Misc. Non-Criminal	282	233
Suicide and Attempt	70	17
Mentally Ill	-	-
Accidents, Traffic	-	-
Accidents, Misc.	29	27
Persons Dead	-	-

TEMPLE STATION

SEVEN MAJOR OFFENSES BY REPORTING DISTRICT

REPORTING DISTRICT	TOTAL REPORTED OFFENSES	CRIMINAL HOMICIDE	FORCIBLE RAPE	ROBBERY	AGGRAVATED ASSAULT	BURGLARY	GRAND THEFT	GRAND THEFT AUTO
STATION TOTAL	4628	7	39	183	654	2664	416	665
Bradbury 511	27	-	-	-	3	20	2	2
Temple City 521	149	-	1	3	17	114	8	6
522	52	-	-	1	5	32	3	11
523	90	-	-	2	10	61	12	5
524	105	-	-	5	18	71	7	4
525	46	-	-	1	1	31	6	7
Rosemead 530	200	-	3	10	25	114	19	29
531	288	1	3	12	31	141	40	60
532	453	-	2	30	76	248	29	68
533	279	1	1	18	50	144	16	49
534	219	1	1	4	31	139	17	26
Duarte 540	109	1	2	-	14	78	6	8
541	152	-	2	14	25	92	11	8
542	181	-	1	6	20	130	11	13
543	66	-	-	1	10	45	4	6
South El Monte 560	398	1	6	18	72	162	41	98
561	192	-	-	3	27	106	25	31
562	400	-	6	17	59	213	46	59
Unincorporated 550	12	-	-	1	4	-	3	4
551	5	-	-	-	-	4	-	1
571	135	-	1	3	9	97	5	20
572	20	-	-	-	4	15	-	1
573	18	-	-	1	1	8	6	2

TEMPLE STATION

SEVEN MAJOR OFFENSES BY REPORTING DISTRICT - CONTINUED

REPORTING DISTRICT	TOTAL REPORTED OFFENSES	CRIMINAL HOMICIDE	FORCIBLE RAPE	ROBBERY	AGGRAVATED ASSAULT	BURGLARY	GRAND THEFT	GRAND THEFT AUTO
Unincorporated								
574	4	-	1	-	-	-	-	3
575	9	-	-	1	2	2	3	1
576	31	1	-	2	6	5	7	10
577	50	-	-	2	9	27	4	8
578	2	-	-	-	-	2	-	-
582	1	-	-	-	-	1	-	-
583	208	1	6	3	43	137	6	12
584	117	-	1	5	8	77	15	11
585	40	-	-	-	14	21	1	4
586	82	-	-	-	11	48	4	19
587	61	-	-	2	5	45	5	4
588	156	-	1	8	18	94	14	21
589	30	-	-	1	2	18	3	6
590	241	-	1	9	24	122	37	48

TEMPLE STATION

SEVEN MAJOR OFFENSES CLEARED

	TOTAL	UNINCORPORATED AREA	BRADBURY	DUARTE
ACTUAL KNOWN OFFENSES				
TOTAL MAJOR OFFENSES*	4575	1212	27	501
Number Cleared	782	198	1	101
Percent Cleared	17.1	16.3	3.7	20.2
WILFUL HOMICIDE	7	2	-	1
Number Cleared	3	1	-	1
Percent Cleared	42.9	50.0	-	100.0
FORCIBLE RAPE	38	11	-	5
Number Cleared	13	2	-	2
Percent Cleared	34.2	18.2	-	40.0
ROBBERY	183	38	-	21
Number Cleared	29	8	-	5
Percent Cleared	15.8	21.1	-	23.8
AGGRAVATED ASSAULT	648	159	3	69
Number Cleared	323	76	-	51
Percent Cleared	49.8	47.8	-	73.9
BURGLARY	2641	719	20	339
Number Cleared	322	88	-	36
Percent Cleared	12.2	12.2	-	10.6
GRAND THEFT	402	110	2	31
Number Cleared	42	12	-	2
Percent Cleared	10.4	10.9	-	6.5
GRAND THEFT AUTO	656	173	2	35
Number Cleared	50	11	1	4
Percent Cleared	7.6	6.4	50.0	11.4

*Unfounded offense reports deducted from figures.

TEMPLE STATION

SEVEN MAJOR OFFENSES CLEARED - CONTINUED

	ROSEMEAD	SOUTH EL MONTE	TEMPLE CITY
ACTUAL KNOWN OFFENSES			
TOTAL MAJOR OFFENSES*	1419	981	435
Number Cleared	220	168	94
Percent Cleared	15.5	17.1	21.6
WILFUL HOMICIDE	3	1	-
Number Cleared	1	-	-
Percent Cleared	33.3	-	-
FORCIBLE RAPE	9	12	1
Number Cleared	2	7	-
Percent Cleared	22.2	58.3	-
ROBBERY	74	38	12
Number Cleared	7	3	6
Percent Cleared	9.5	7.9	50.0
AGGRAVATED ASSAULT	209	157	51
Number Cleared	95	78	23
Percent Cleared	45.5	49.7	45.1
BURGLARY	778	479	306
Number Cleared	88	53	57
Percent Cleared	11.3	11.1	18.6
GRAND THEFT	118	107	34
Number Cleared	15	9	4
Percent Cleared	12.7	8.4	11.8
GRAND THEFT AUTO	228	187	31
Number Cleared	12	18	4
Percent Cleared	5.3	9.6	12.9

*Unfounded offense reports deducted from figures.

STOLEN AND RECOVERED PROPERTY

	AMOUNT STOLEN	AMOUNT RECOVERED	PERCENT
TOTAL	\$2,139,136	\$622,897	29.1
Robbery	30,822	5,617	18.2
Burglary	973,273	62,777	6.5
Theft	472,490	46,698	9.9
Auto Theft	565,355	494,430	-*
Checks	1,839	-	-
Miscellaneous	95,357	13,375	14.0

Number of Vehicles Recovered

649

*Percentage not given as figures for first eleven months of Fiscal Year 1973-74 include recoveries made for other agencies.

TRAFFIC ACCIDENT AND ENFORCEMENT SUMMARY

CLASSIFICATION	STATION TOTAL		TEMPLE STATION	
	TRAFFIC ACCIDENTS	TRAFFIC CITATIONS	TRAFFIC ACCIDENTS	TRAFFIC CITATIONS
TOTAL: 1973-74	1065	30381	N. A.	3794
TOTAL: 1972-73	969	26248	N. A.	3149
PERCENT CHANGE	+10	+16	-	+20
Hazardous Violations:		17902		2478
Speed	80	5198		
Fail Yield Uncont I/S		-		
Fail Yield Turn Left	76	291		
Fail Yield Enter Hwy	75	117		
Fail Yield M/V All Other	5	48		
Failed to Yield to Ped	20	61		
Failed Obey Stop Sign	15	854		
Failed Obey Other Signs	1	707		
Failed Obey Traf Signal	71	1842		
Failed Obey Other Traf Dev	3	175		
Made Unsafe Turn	56	491		
Failed to Signal	2	41		
Wrong Side/Way on St	53	194		
Following Too Closely	37	134		
Unsafe Passing	11	20		
Fail Stay in One Lane	30	145		
Unsafe Parking	2	797		
Unsafe Acts/Non-Driving	3	27		
Unsafe Cond or Oper	1	529		
Inad/Unsafe Headlights		212		
Inad/Unsafe Tail/Brk Lt		213		
All Other Unsafe Lights		1076		
Inad/Defect Brakes	13	11		
Unsafe Equipment Other		1710		
Towing/Loading Rules		4		
Size/Weight Rules		74		
Ped Failed to Yield	19	23		
Other Ped Violation	3	89		
Reckless Driving	15	196		
Drunk Driving	166	6		
Other Haz Driving Viol	54	2617		2478
No Violation	144			
Violation Unknown	110			
Non-Hazardous Violations:		12479		1316

TRAFFIC ACCIDENT AND ENFORCEMENT SUMMARY

TEMPLE STATION - CONTINUED

CLASSIFICATION	TEMPLE CITY		ROSEMEAD	
	TRAFFIC ACCIDENTS	TRAFFIC CITATIONS	TRAFFIC ACCIDENTS	TRAFFIC CITATIONS
TOTAL: 1973-74	249	8844	433	8955
TOTAL: 1972-73	202	8174	455	7136
PERCENT CHANGE	+23	+8	-5	+25
Hazardous Violations:		4489		4975
Speed	16	2219	28	1349
Fail Yield Uncont I/S		-		-
Fail Yield Turn Left	20	50	30	128
Fail Yield Enter Hwy	31	24	22	57
Fail Yield M/V All Other	2	7	3	20
Failed to Yield to Ped	4	20	9	27
Failed Obey Stop Sign	5	131	5	253
Failed Obey Other Signs		162		265
Failed Obey Traf Signal	20	493	27	846
Failed Obey Other Traf Dev	1	117	2	12
Made Unsafe Turn	10	98	33	233
Failed to Signal		5	1	20
Wrong Side/Way on St	11	34	30	62
Following Too Closely	5	34	24	48
Unsafe Passing	4	7	4	11
Fail Stay in One Lane	8	30	7	60
Unsafe Parking	1	253		210
Unsafe Acts/Non-Driving	2	7	1	12
Unsafe Cond or Oper		59	1	187
Inad/Unsafe Headlights		48		68
Inad/Unsafe Tail/Brk Lt		54		63
All Other Unsafe Lights		226		305
Inad/Defect Brakes	5	2	5	5
Unsafe Equipment Other		301		543
Towing/Loading Rules		1		1
Size/Weight Rules		5		14
Ped Failed to Yield	2	2	9	10
Other Ped Violation		20	2	43
Reckless Driving	4	49	3	70
Drunk Driving	28	4	70	2
Other Haz Driving Viol	10	27	22	51
No Violation	41		49	
Violation Unknown	19		46	
Non-Hazardous Violations		4355		3980

TRAFFIC ACCIDENT AND ENFORCEMENT SUMMARY

TEMPLE STATION - CONTINUED

CLASSIFICATION	DUARTE		BRADBURY		SOUTH EL MONTE	
	TRAFFIC ACCIDENTS	TRAFFIC CITATIONS	TRAFFIC ACCIDENTS	TRAFFIC CITATIONS	TRAFFIC ACCIDENTS	TRAFFIC CITATIONS
TOTAL: 1973-74	114	3688	4	45	265	5055
TOTAL: 1972-73	98	2602	12	70	202	5117
PERCENT CHANGE	+16	+42	-67	-36	+31	-1
Hazardous Violations:		2609		22		3329
Speed	8	671	3	1	25	958
Fail Yield Uncont I/S		-		-		-
Fail Yield Turn Left	3	23			23	90
Fail Yield Enter Hwy	8	13			14	23
Fail Yield M/V All Other		8				13
Failed to Yield to Ped	1	4			6	10
Failed Obey Stop Sign	2	337		10	3	123
Failed Obey Other Signs		126			1	154
Failed Obey Traf Signal	2	157		2	22	344
Failed Obey Other Traf Dev		9				37
Made Unsafe Turn	2	55			11	105
Failed to Signal		6		1	1	9
Wrong Side Way on St	6	65		1	6	32
Following Too Closely	1	20			7	32
Unsafe Passing	1	1			2	1
Fail Stay in One Lane	7	19			8	36
Unsafe Parking	1	170		4		160
Unsafe Acts. Non-Driving		2				6
Unsafe Cond or Oper		70				213
Inad/Unsafe Headlights		29				67
Inad/Unsafe Tail/Brk Lt		34		3		59
All Other Unsafe Lights		228				317
Inad. Defect Brakes	2	2			1	2
Unsafe Equipment Other		453				413
Towing/Loading Rules		-				2
Size/Weight Rules		36				19
Ped Failed to Yield		4			8	7
Other Ped Violation		12			1	14
Reckless Driving	3	36			5	41
Drunk Driving	21	-			47	-
Other Haz Driving Viol	11	19			11	42
No Violation	21		1		32	
Violation Unknown	14				31	
Non-Hazardous Violations		1079		23		1726

AERO BUREAU

FLIGHT TIME (IN HOURS:MINUTES)		FISCAL YEAR 1973-74	
ALL AIRCRAFT	MISSIONS	FLIGHT HOURS	PILOT MAN HOURS
Search	303	437:12	737:12
Rescue	544	591:30	4084:42
Transportation	430	1054:00	1337:12
Training	190	291:30	503:36
Surveillance	273	551:54	1058:00
Photos	184	228:12	340:00
Supplemental Patrol	102	279:24	385:00
P.R. Displays	30	25:06	100:06
Administrative Investigations	200	155:48	489:12
	21	24:42	55:42
Total	2277	3549:18	9090:42
PATROLS			
Argus	717	3191:18	5780:00
S. T. O. L.	927	3881:30	7386:00
Antelope Valley	340	1245:42	3140:00
Malibu	356	1393:18	2816:00
Catalina	80	226:30	633:00
Total	2420	9938:18	19755:00
Total, All Aircraft	4697	13487:36	28845:42
Total Fixed Wing Flight Time		2270:18	
Total Helicopter Flight Time		11217:18	
NON-FLYING WORK LOAD			
INVESTIGATIONS			
Aircraft Accidents		19	
Forced Landings (Non-Damage)		4	
Missing Aircraft		2	
Aeronautical Regulations Violations		31	
Unauthorized Taking of Aircraft		2	
Miscellaneous Operations (Helistops, etc.)		48	
Total		106	
CASE DISPOSITIONS			
Prosecutions		12	
Referred to Other Agencies		3	
Warnings Issued		8	
Total		23	

SPECIAL ENFORCEMENT BUREAU

ACTIVITY SUMMARY					
	CITATIONS ISSUED	ADULT ARRESTS		JUVENILE ARRESTS	
		FELONY	MISDEMEANOR	FELONY	MISDEMEANOR
Firestone Station	165	470	129	83	20
East Los Angeles Station	455	64	20	12	18
Lennox Station	122	367	87	65	10
Norwalk Station	47	191	57	47	14
Temple Station	238	87	23	12	6
Santa Clarita Valley Station	31	15	19	8	22
Altadena Station	2	2	3	2	1
San Dimas Station	109	2	1	1	2
West Hollywood Station	511	54	14	2	1
Malibu Station	809	8	1	3	1
Antelope Valley Station	5	15	4	16	1
Crescenta Valley Station	3	2	1	3	1
Lakewood Station	705	62	32	23	15
Industry Station	52	44	13	18	9
Pico Rivera Station	4	10	12	6	5
Advanced Patrol and Special Enforcement Training	-	-	-	-	-
Special Assignments	-	-	-	-	-
SPECIAL ASSIGNMENTS					
		PERSONNEL		TOTAL MAN HOURS	
Firestone Station		1444		11968	
East Los Angeles Station		306		2466	
Lennox Station		984		7936	
Norwalk Station		1621		6049	
Temple Station		325		2645	
Santa Clarita Valley Station		113		908	
Altadena Station		80		144	
San Dimas Station		25		200	
West Hollywood Station		279		2234	
Malibu Station		114		912	
Antelope Valley Station		21		180	
Crescenta Valley Station		19		216	
Lakewood Station		279		2376	
Industry Station		245		2147	
Pico Rivera Station		69		557	
Advanced Patrol and Special Enforcement Training		3073		24584	
Special Assignments		986		10580	

EMERGENCY SERVICES DETAIL

ACTIVITY SUMMARY

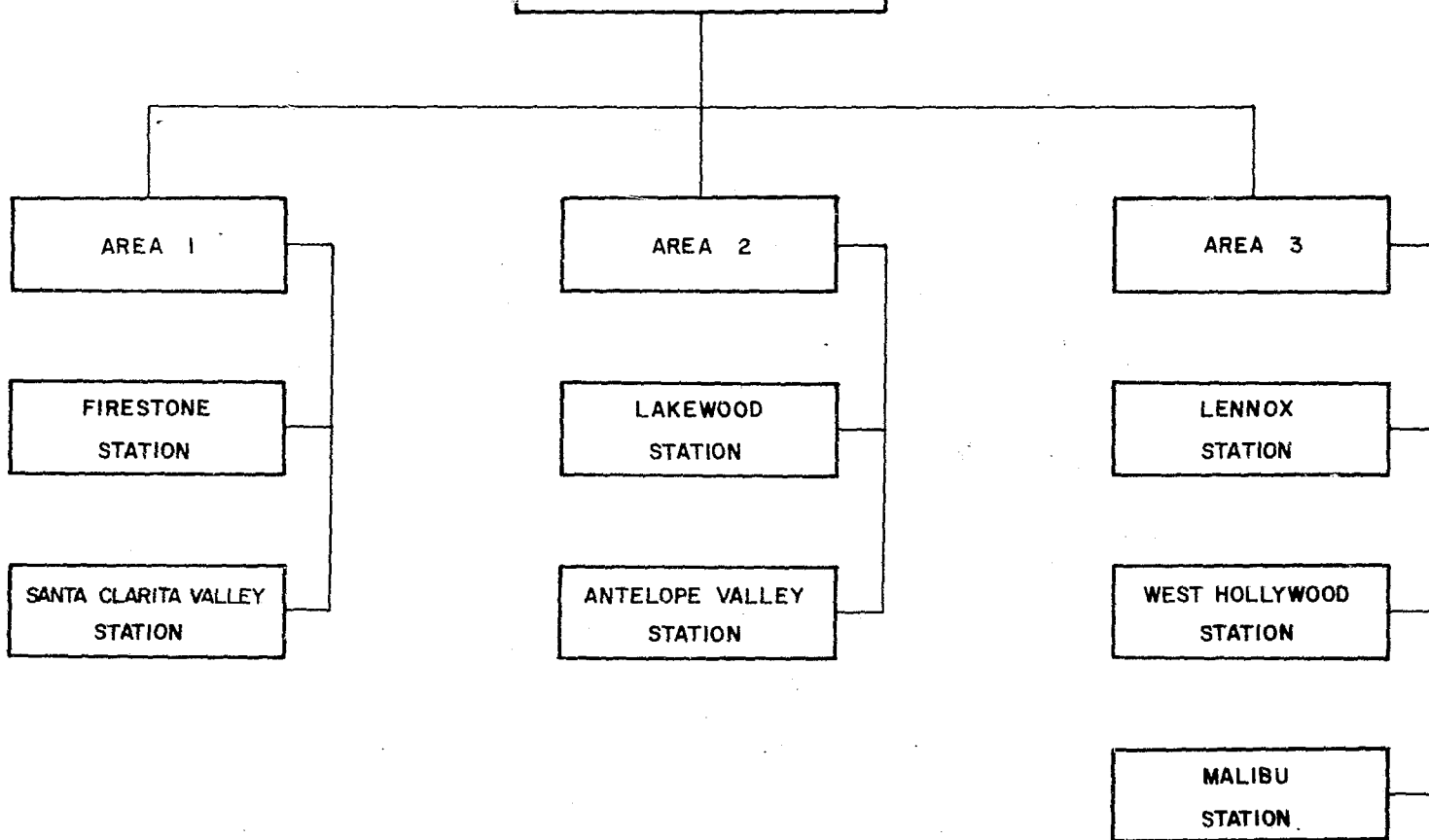
	<u>ACTIVITY</u>	<u>MAN HOURS</u>
Searches	83	1565
Rescues	178	1502
Dives	8	109
Public Appearances	106	636
General Law Enforcement		12560
Training		
E. S. D. Personnel		7554
Department Personnel		1506
Reserve Personnel		305
Total Training		9365

	PERSONNEL	MAN HRS	PERSONNEL	MAN HRS	PERSONNEL	MAN HRS
	<u>SEARCH</u>		<u>RESCUE</u>		<u>UNDERWATER OPERATIONS</u>	
Altadena Station	30	100	48	73	-	-
Antelope Valley Station	32	199	103	148	5	7.5
Crescenta Valley Station	134	514	277	506	-	-
Industry Station	7	28	4	8	-	-
Lennox Station	1	5	13	19	3	24
Malibu Station	18	71	28	79	6	18
San Dimas Station	37	66	263	487	-	-
Santa Clarita Valley Station	24	138	3	11	-	-
Temple Station	47	215	71	155	-	-
Special Details	30	120	5	10	6	32
Other Governmental Agencies	19	109	3	6	13	28
Total	379	1565	818	1502	33	109.5

Chapter 4

PATROL DIVISION WEST

**PATROL DIVISION
WEST**



PATROL DIVISION WEST

PERSONNEL ASSIGNMENTS

JULY 1, 1973

	TITLE	NUMBER OF POSITIONS	
DIVISION ADMINISTRATION	Division Chief	1	
	Sergeant	2	
	Intermediate Stenographic Secretary	1	
AREA ADMINISTRATION	Inspector - Area I	1	
	Inspector - Area II	1	
	Inspector - Area III	1	
	Stenographic Secretary	2	
	Matron	7.2	
ANTELOPE VALLEY STATION	Captain	1	
	Lieutenant	5	
	Sergeant	13	
	Deputy Sheriff IV	11	
	Deputy Sheriff III	64	
	Deputy Sheriff II	5	
	Corrections Officer	1	
	Supervising Stenographer I	1	
	Stenographic Secretary	1	
	Intermediate Stenographer	10	
	Adult and Juvenile Detective	Lieutenant	1
		Sergeant	3
Detective Sergeant		7	
Deputy Sheriff III		6	
FIRESTONE STATION*	Captain	1.7	
	Lieutenant	11.7	
	Sergeant	28.1	
	Deputy Sheriff IV	27.8	
	Deputy Sheriff III	169.8	
	Deputy Sheriff II	25.8	
	Corrections Officer	2	
	Supervising Stenographer II	1	
	Supervising Stenographer I	.7	
	Stenographic Secretary	1.7	
	Senior Stenographer	3.3	
	Intermediate Stenographer	26	
	Crossing Guard, Recurrent	5	
	Adult Detective	Lieutenant	1.7
Sergeant		5.7	
Detective Sergeant		14.3	
Deputy Sheriff III		17.7	
Juvenile Detective	Lieutenant	1	
	Sergeant	2.7	
	Detective Sergeant	7.7	
	Deputy Sheriff III	7.3	
LAKEWOOD STATION	Captain	1	
	Lieutenant	6	
	Sergeant	19	
	Deputy Sheriff IV	18	
	Deputy Sheriff III	105	
	Deputy Sheriff II	15	
	Corrections Officer	1	
	Supervising Stenographer II	1	
	Stenographic Secretary	1	
	Senior Stenographer	2	
	Intermediate Stenographer	16	

*Includes personnel for proposed Carson Station

PATROL DIVISION WEST

PERSONNEL ASSIGNMENTS - CONTINUED

July 1, 1973

	TITLE	NUMBER OF POSITIONS
LAKEWOOD STATION - CONTINUED		
Adult Detective	Lieutenant	1
	Sergeant	4
	Detective Sergeant	7
	Deputy Sheriff III	7
Juvenile Detective	Lieutenant	1
	Sergeant	3
	Detective Sergeant	7
	Deputy Sheriff III	5
LENNOX STATION		
	Captain	1
	Lieutenant	7
	Sergeant	19
	Deputy Sheriff IV	20
	Deputy Sheriff III	134
	Deputy Sheriff II	20
	Corrections Officer	1
	Supervising Stenographer II	1
	Stenographic Secretary	1
	Senior Stenographer	2
	Intermediate Stenographer	21
	Crossing Guard, Recurrent	2
Adult Detective	Lieutenant	1
	Sergeant	5
	Detective Sergeant	13
	Deputy Sheriff III	13
Juvenile Detective	Lieutenant	1
	Sergeant	3
	Detective Sergeant	7
	Deputy Sheriff III	4
MALIBU STATION		
	Captain	1
	Lieutenant	3
	Sergeant	10
	Deputy Sheriff IV	11
	Deputy Sheriff III	52
	Supervising Stenographer I	1
	Stenographic Secretary	1
	Intermediate Stenographer	5
Adult and Juvenile Detective	Sergeant	1
	Detective Sergeant	4
	Deputy Sheriff III	2
SANTA CLARITA VALLEY STATION		
	Captain	1
	Lieutenant	3
	Sergeant	10
	Deputy Sheriff IV	11
	Deputy Sheriff III	44
	Corrections Officer	1
	Supervising Stenographer I	1
	Intermediate Stenographer	6
Adult and Juvenile Detective	Sergeant	1
	Detective Sergeant	4
	Deputy Sheriff III	5

PATROL DIVISION WEST

PERSONNEL ASSIGNMENTS - CONTINUED

July 1, 1973

	TITLE	NUMBER OF POSITIONS
WEST HOLLYWOOD STATION		
	Captain	1
	Lieutenant	6
	Sergeant	10
	Deputy Sheriff IV	12
	Deputy Sheriff III	46
	Deputy Sheriff II	10
	Corrections Officer	1
	Supervising Stenographer I	1
	Stenographic Secretary	1
	Senior Stenographer	1
	Intermediate Stenographer	8
Adult Detective	Lieutenant (Adult and Juvenile)	1
	Sergeant	2
	Detective Sergeant	4
	Deputy Sheriff III	3
Juvenile Detective	Sergeant	1
	Detective Sergeant	3
	Deputy Sheriff III	6

PATROL DIVISION WEST

SYNOPSIS


	FISCAL YEAR 1973-74	FISCAL YEAR 1972-73	PERCENT CHANGE
SEVEN MAJOR OFFENSES			
Crime Rate per 10,000 Population	438.27	424.93	+ 3
NUMBER OF CASES HANDLED			
Criminal Homicide	126	135	- 7
Forcible Rape	447	477	- 6
Robbery	2624	2727	- 4
Aggravated Assault	4639	4254	+ 9
Burglary	20361	18914	+ 8
Grand Theft	3488	2952	+ 18
Grand Theft Auto	6623	6970	- 5
TOTAL CASES HANDLED	107080	104044	+ 3
ADULTS ARRESTED	32212	26677	+ 21
JUVENILES ARRESTED	16122	14765	+ 9
CASE ASSIGNMENTS TO ADULT DETECTIVES	53755	52250	+ 3
CASE ASSIGNMENTS TO JUVENILE DETECTIVES	30831	28754	+ 7
TRAFFIC			
Total Citations	171928	153935	+ 12
Total Accidents	4489	4575	- 2

PERCENTAGE CHANGES BY STATION AREA

STATION AREA	CASES HANDLED	ADULTS ARRESTED	JUVENILES ARRESTED
Antelope Valley	+ 11	+ 26	+ 22
Firestone	- 6	+ 12	- 2
Lakewood	+ 8	+ 14	+ 18
Lennox	+ 3	+ 32	+ 11
Malibu	+ 23	+ 59	+ 3
Santa Clarita Valley	+ 2	+ 33	+ 12
West Hollywood	-	+ 17	- 9

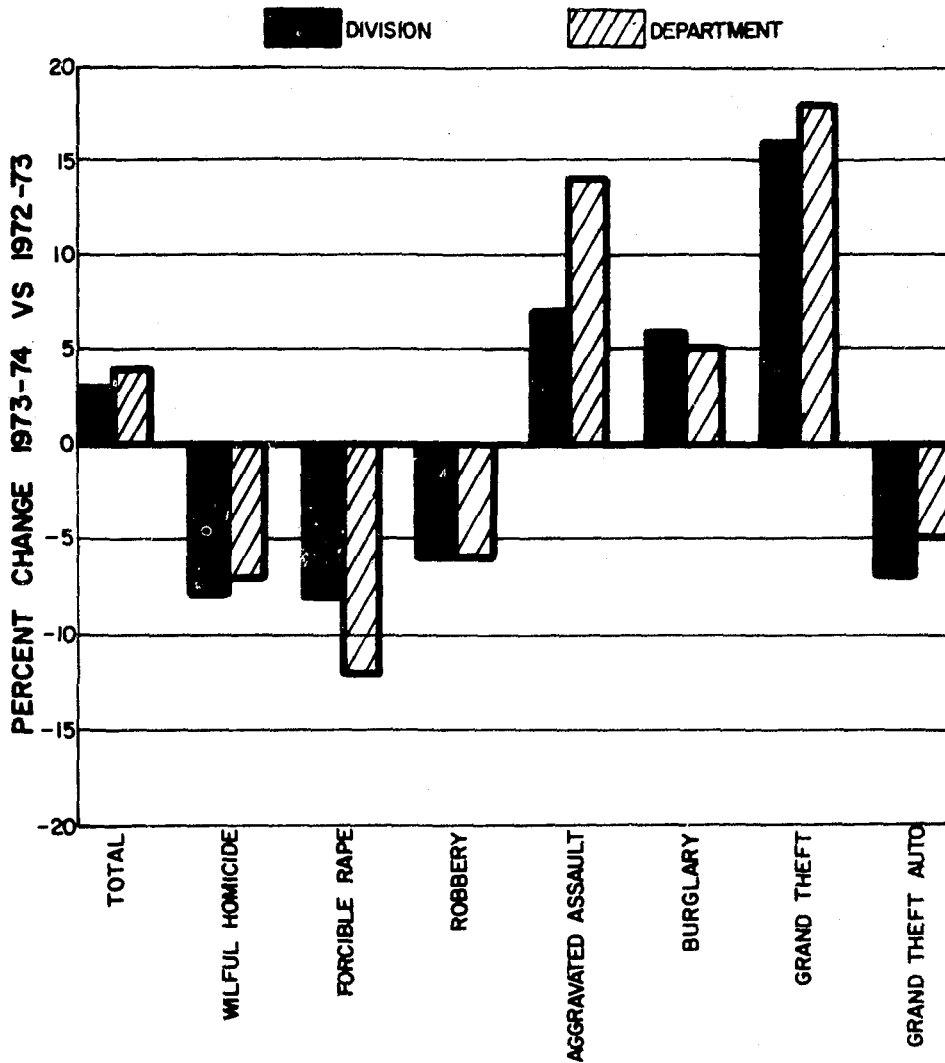
CONTINUED

2 OF 4



CRIME RATE

PATROL DIVISION WEST

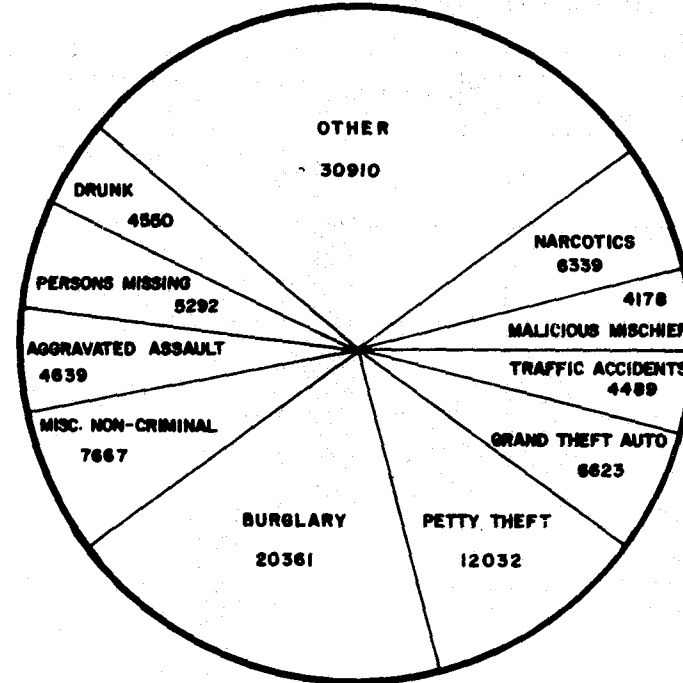


SEVEN MAJOR OFFENSES

	AREA IN SQUARE MILES	POPULATION			CRIME RATE PER 10,000 SEVEN MAJOR OFFENSES		
		1973-74	1972-73	% CHANGE	1973-74	1972-73	% CHANGE
TOTAL AREA	2463.62	874,059	857,304	+ 2	438.27	424.93	+ 3
UNINCORPORATED AREA	2344.62	446,135	477,392	- 7	534.68	490.88	+ 9
CONTRACT CITIES	119.00	427,924	379,912	+ 13	337.77	342.05	- 1

PATROL WEST

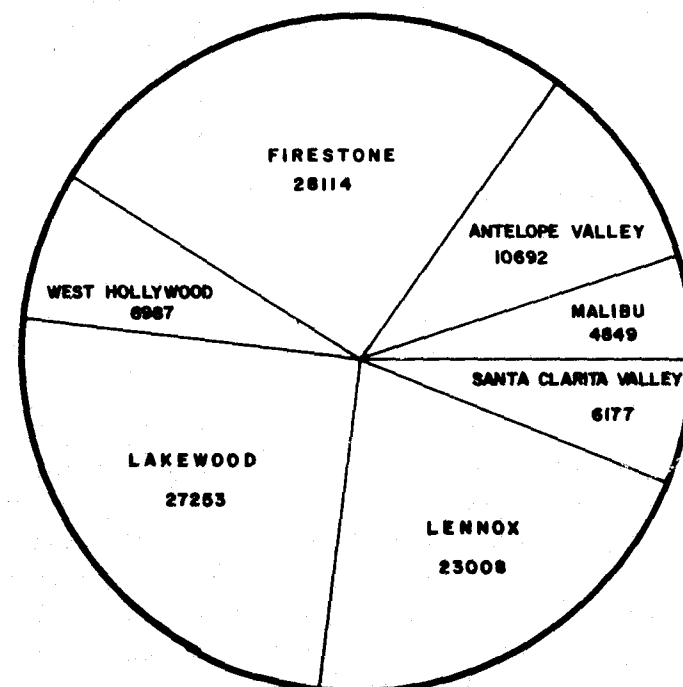
MOST FREQUENT CASES HANDLED



MOST FREQUENT ARRESTS



CASES HANDLED BY LOCATION



PATROL DIVISION WEST

DIVISION TOTALS

	CASES HANDLED	ADULTS ARRESTED	JUVENILES ARRESTED
TOTAL			
Fiscal Year 1973-74	107080	32212	16122
Fiscal Year 1972-73	104044	26677	14765
Percent Change	+3	+21	+9
SEVEN MAJOR OFFENSES.			
Criminal Homicide	126	94	26
Forcible Rape	447	119	72
Robbery	2624	957	579
Aggravated Assault	4639	1942	496
Burglary	20361	1996	2399
Grand Theft	3488	365	207
Grand Theft Auto	6623	1077	1004
ALL OTHER OFFENSES			
Checks (Worthless)	868	34	1
Forgery	340	169	15
Sex Felonies	288	140	41
Sex Misdemeanors	1436	866	220
Assaults, Non-Aggravated	2672	1032	512
Weapon Laws	1761	1085	383
Defrauding, Misdemeanor	88	14	4
Offenses Against Family	59	22	2
Narcotics	6339	6624	2261
Liquor Laws	366	137	190
Drunk	4550	4221	537
Disorderly Conduct	1368	712	474
Loitering	385	2	820
Gambling	252	336	4
Drunk Driving	2426	2501	78
Vehicle Laws	1787	965	284
Malicious Mischief	4178	78	255
Arson	781	26	54
Warrants	-	4899	2
Rec. Stolen Property	299	374	230
Fed. Offenses W/Out Money	129	59	7
Fed. Offenses with Money	49	6	-
Felonies, Misc.	588	214	46
Vehicle Burglary	3193	-	1
Phone Booth Burglary	25	-	-
Boat Burglary	86	-	-
Aircraft Burglary	1	-	-
Theft, Petty	12032	828	1446
Misdemeanors, Misc.	1061	318	295
NON-CRIMINAL			
Persons Missing	5292	-	2578
Juvenile, Non-Criminal	1132	-	598
Commitments	-	-	-
Misc. Non-Criminal	7667	-	1
Suicide and Attempt	542	-	-
Mentally Ill	346	-	-
Accidents, Traffic	4489	-	-
Accidents, Misc.	1053	-	-
Persons Dead	844	-	-

PATROL DIVISION WEST

CASE ASSIGNMENTS

	ADULT DETECTIVES	JUVENILE DETECTIVES
TOTAL		
Fiscal Year 1973-74	53755	30831
Fiscal Year 1972-73	52250	28754
Percent Change	+3	+7
SEVEN MAJOR OFFENSES		
Criminal Homicide	-	1
Forcible Rape	295	177
Robbery	1896	971
Aggravated Assault	3576	1270
Burglary	17498	3695
Grand Theft	3119	395
Grand Theft Auto	6415	551
ALL OTHER OFFENSES		
Checks (Worthless)	6422	-
Forgery	302	33
Sex Felonies	22	255
Sex Misdemeanors	26	664
Assaults, Non-Aggravated	338	822
Weapon Laws	756	421
Defrauding, Misdemeanor	63	12
Offenses Against Family	-	63
Narcotics	129	1596
Liquor Laws	13	154
Drunk	48	425
Disorderly Conduct	458	420
Loitering	4	383
Gambling	1	1
Drunk Driving	41	67
Vehicle Laws	201	342
Malicious Mischief	1816	2237
Arson	32	93
Warrants	-	-
Rec. Stolen Property	272	132
Fed. Offenses W/Out Money	102	19
Fed. Offenses with Money	45	6
Felonies, Misc.	338	149
Vehicle Burglary	2176	1137
Phone Booth Burglary	23	2
Boat Burglary	86	2
Aircraft Burglary	1	-
Theft, Petty	3862	7122
Misdemeanors, Misc.	278	267
NON-CRIMINAL		
Persons Missing	15	4265
Juvenile, Non-Criminal	-	1130
Commitments	-	-
Misc. Non-Criminal	2510	1415
Suicide and Attempt	386	39
Mentally Ill	4	2
Accidents, Traffic	-	-
Accidents, Misc.	186	96
Persons Dead	-	-

PATROL DIVISION WEST

SEVEN MAJOR OFFENSES CLEARED

	DIVISION TOTAL
ACTUAL KNOWN OFFENSES	
TOTAL MAJOR OFFENSES*	37986
Number Cleared	5670
Percent Cleared	14.9
WILFUL HOMICIDE	119
Number Cleared	81
Percent Cleared	68.1
FORCIBLE RAPE	443
Number Cleared	136
Percent Cleared	30.7
ROBBERY	2614
Number Cleared	368
Percent Cleared	14.1
AGGRAVATED ASSAULT	4610
Number Cleared	2099
Percent Cleared	45.5
BURGLARY	20216
Number Cleared	2379
Percent Cleared	11.8
GRAND THEFT	3430
Number Cleared	246
Percent Cleared	7.2
GRAND THEFT AUTO	6554
Number Cleared	361
Percent Cleared	5.5

*Unfounded offense reports deducted from figures.

STOLEN AND RECOVERED PROPERTY

	AMOUNT STOLEN	AMOUNT RECOVERED	PERCENT
TOTAL	\$24,063,963	\$7,730,847	32.1
Robbery	1,747,242	359,787	20.6
Burglary	9,419,134	727,878	7.7
Theft	4,201,296	537,657	12.8
Auto Theft	7,707,084	6,022,035	-*
Checks	154,660	-	-
Miscellaneous	834,547	83,490	10.0
Number of Vehicles Recovered		5,663	

*Percentage not given as figures for first eleven months of Fiscal Year 1973-74 include recoveries made for other agencies.

ANTELOPE VALLEY STATION

SYNOPSIS

	FISCAL YEAR 1973-74	FISCAL YEAR 1972-73	PERCENT CHANGE	PROJECTION 1974-75
SEVEN MAJOR OFFENSES Crime Rate per 10,000 Population	306.62	282.00	+ 9	-
NUMBER OF CASES HANDLED				
Criminal Homicide	6	6	-	7
Forcible Rape	14	26	+ 46	25
Robbery	65	50	+ 30	70
Aggravated Assault	241	240	-	265
Burglary	1592	1441	+ 10	1660
Grand Theft	371	291	+ 27	360
Grand Theft Auto	403	301	+ 34	410
TOTAL CASES HANDLED	10692	9636	+ 11	11230
ADULTS ARRESTED	2438	1935	+ 26	2475
JUVENILES ARRESTED	2382	1945	+ 22	2345
CASE ASSIGNMENTS TO ADULT DETECTIVES	5456	5172	+ 5	5685
CASE ASSIGNMENTS TO JUVENILE DETECTIVES	4012	3188	+ 26	4075
TRAFFIC				
Total Citations	4035	3133	+ 29	N.C.
Total Accidents	195	188	+ 4	N.C.

PERCENTAGE CHANGES BY STATION AREA

STATION AREA	CASES HANDLED	ADULTS ARRESTED	JUVENILES ARRESTED
Palmdale	+ 19	+ 32	+ 54
Unincorporated Area	+ 9	+ 25	+ 18

ANALYSIS OF CAUSES FOR ARREST IN ANTELOPE VALLEY STATION AREA

MOST FREQUENT CHARGES

Adult - Male
Narcotics
Drunk
Warrants

18
19
22

Female

Warrants
Narcotics
Drunk

18, 22, 24
18
20, 22, 23

Juvenile - Male

Persons Missing
Narcotics
Burglary

16
17
16

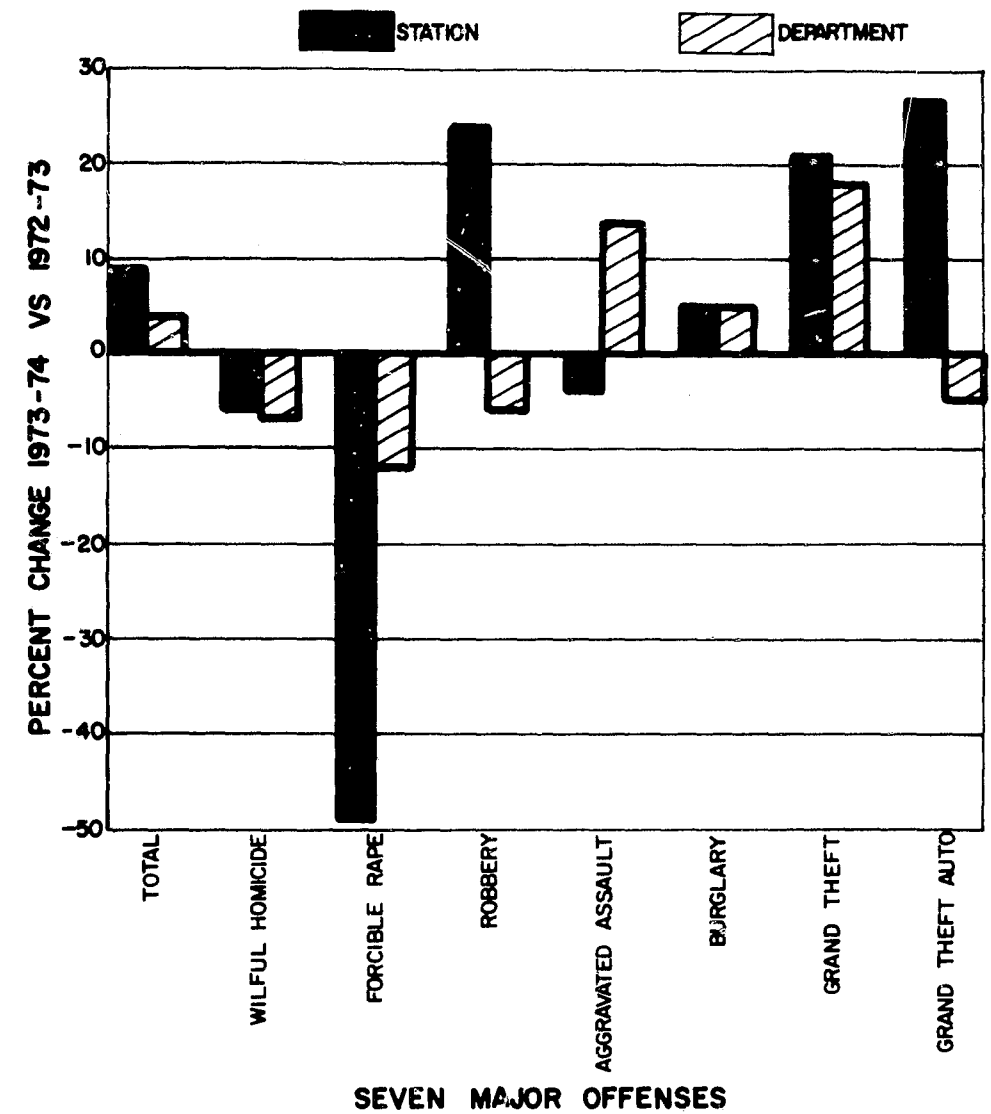
Female

Persons Missing
Petty Theft
Narcotics

15
16
16

CRIME RATE

ANTELOPE VALLEY

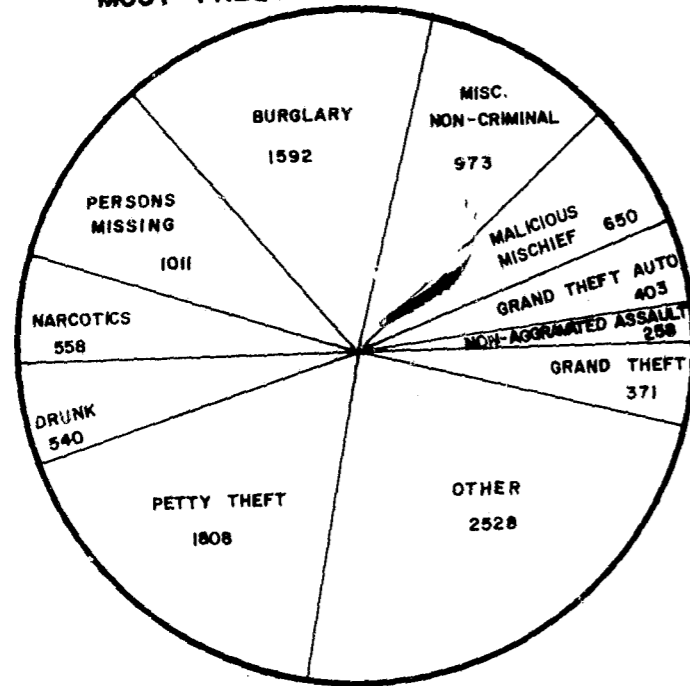


SEVEN MAJOR OFFENSES

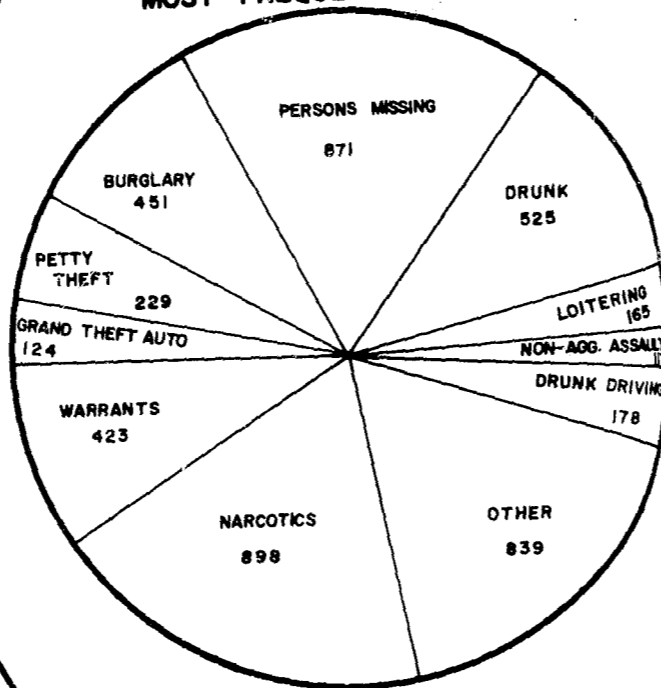
	AREA IN SQUARE MILES	POPULATION			CRIME RATE PER 10,000 SEVEN MAJOR OFFENSES		
		1973-74	1972-73	% CHANGE	1973-74	1972-73	% CHANGE
TOTAL AREA	1302.07	87,792	83,510	+ 5	306.62	282.00	+ 9
UNINCORPORATED AREA	1259.95	78,215	74,610	+ 5	282.55	265.54	+ 6
PALMDALE	42.12	9,577	8,900	+ 8	503.29	421.35	+ 19

ANTELOPE VALLEY

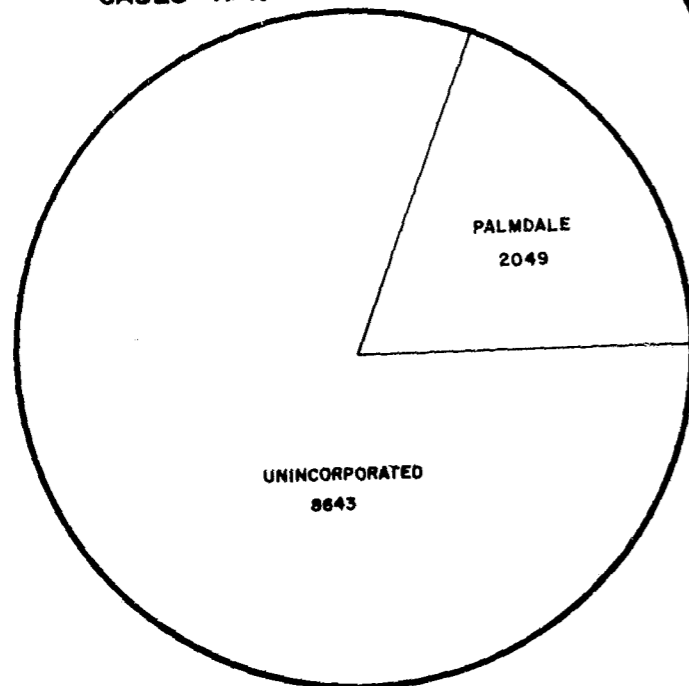
MOST FREQUENT CASES HANDLED



MOST FREQUENT ARRESTS



CASES HANDLED BY LOCATION



ANTELOPE VALLEY STATION

TOTAL

	CASES HANDLED	ADULTS ARRESTED	JUVENILES ARRESTED
TOTAL			
Fiscal Year 1973-74	10692	2438	2382
Fiscal Year 1972-73	9636	1935	1945
Percent Change	+11	+26	+22
SEVEN MAJOR OFFENSES			
Criminal Homicide	6	1	-
Forcible Rape	14	3	2
Robbery	65	24	16
Aggravated Assault	241	74	20
Burglary	1592	187	264
Grand Theft	371	32	14
Grand Theft Auto	403	44	80
ALL OTHER OFFENSES			
Checks (Worthless)	165	2	-
Forgery	21	4	3
Sex Felonies	29	14	2
Sex Misdemeanors	97	18	28
Assaults, Non-Aggravated	258	73	44
Weapon Laws	121	50	16
Defrauding, Misdemeanor	13	-	-
Offenses Against Family	3	2	-
Narcotics	558	580	318
Liquor Laws	43	21	33
Drunk	540	465	60
Disorderly Conduct	154	59	36
Loitering	73	-	165
Gambling	2	2	-
Drunk Driving	150	172	6
Vehicle Laws	38	41	30
Malicious Mischief	650	9	41
Arson	76	6	14
Warrants	-	423	-
Rec. Stolen Property	10	23	24
Fed. Offenses W/Out Money	8	3	3
Fed. Offenses with Money	11	-	-
Felonies, Misc.	100	15	8
Vehicle Burglary	223	-	-
Phone Booth Burglary	1	-	-
Boat Burglary	-	-	-
Aircraft Burglary	1	-	-
Theft, Petty	1808	55	174
Misdemeanors, Misc.	142	36	28
NON-CRIMINAL			
Persons Missing	1011	-	871
Juvenile, Non-Criminal	67	-	82
Commitments	-	-	-
Misc. Non-Criminal	973	-	-
Suicide and Attempt	81	-	-
Mentally Ill	49	-	-
Accidents, Traffic	195	-	-
Accidents, Misc.	144	-	-
Persons Dead	135	-	-

ANTELOPE VALLEY STATION

UNINCORPORATED AREA

	CASES HANDLED	ADULTS ARRESTED	JUVENILES ARRESTED
TOTAL	8643	1953	1977
Fiscal Year 1973-74	7916	1568	1682
Fiscal Year 1972-73	+9	+25	+18
Percent Change			
SEVEN MAJOR OFFENSES			
Criminal Homicide	5	1	-
Forcible Rape	12	3	2
Robbery	47	20	10
Aggravated Assault	202	65	18
Burglary	1336	149	216
Grand Theft	317	29	14
Grand Theft Auto	291	33	58
ALL OTHER OFFENSES			
Checks (Worthless)	149	1	-
Forgery	15	2	3
Sex Felonies	25	9	2
Sex Misdemeanors	74	17	24
Assaults, Non-Aggravated	199	56	34
Weapon Laws	100	41	12
Defrauding, Misdemeanor	6	-	-
Offenses Against Family	3	2	-
Narcotics	465	492	268
Liquor Laws	34	20	28
Drunk	418	359	45
Disorderly Conduct	134	48	31
Loitering	65	-	129
Gambling	2	2	-
Drunk Driving	98	116	2
Vehicle Laws	60	26	23
Malicious Mischief	546	9	36
Arson	60	5	8
Warrants	-	337	-
Rec. Stolen Property	7	13	24
Fed. Offenses W/Out Money	7	3	3
Fed. Offenses with Money	9	-	-
Felonies, Misc.	83	15	5
Vehicle Burglary	179	-	-
Phone Booth Burglary	1	-	-
Boat Burglary	-	-	-
Aircraft Burglary	1	-	-
Theft, Petty	1495	48	142
Misdemeanors, Misc.	126	32	22
NON-CRIMINAL			749
Persons Missing	881	-	69
Juvenile, Non-Criminal	62	-	-
Commitments	-	-	-
Misc. Non-Criminal	829	-	-
Suicide and Attempt	72	-	-
Mentally Ill	41	-	-
Accidents, Traffic	-	-	-
Accidents, Misc.	70	-	-
Persons Dead	117	-	-

ANTELOPE VALLEY STATION

CITY OF PALMDALE

	CASES HANDLED	ADULTS ARRESTED	JUVENILES ARRESTED
TOTAL			
Fiscal Year 1973-74	2049	485	405
Fiscal Year 1972-73	1720	367	263
Percent Change	+19	+32	+54
SEVEN MAJOR OFFENSES			
Criminal Homicide	1	-	-
Forcible Rape	2	-	-
Robbery	18	4	6
Aggravated Assault	39	9	2
Burglary	256	38	48
Grand Theft	54	3	-
Grand Theft Auto	112	11	22
ALL OTHER OFFENSES			
Checks (Worthless)	16	1	-
Forgery	6	2	-
Sex Felonies	4	5	-
Sex Misdemeanors	23	1	4
Assaults, Non-Aggravated	59	17	10
Weapon Laws	21	9	4
Defrauding, Misdemeanor	7	-	-
Offenses Against Family	-	-	-
Narcotics	93	88	50
Liquor Laws	9	1	5
Drunk	122	106	15
Disorderly Conduct	20	11	5
Loitering	8	-	36
Gambling	-	-	-
Drunk Driving	52	56	4
Vehicle Laws	28	15	7
Malicious Mischief	104	-	5
Arson	16	1	6
Warrants	-	86	-
Rec. Stolen Property	3	10	-
Fed. Offenses W/Out Money	1	-	-
Fed. Offenses with Money	2	-	-
Felonies, Misc.	17	-	3
Vehicle Burglary	44	-	-
Phone Booth Burglary	-	-	-
Boat Burglary	-	-	-
Aircraft Burglary	-	-	-
Theft, Petty	313	7	32
Misdemeanors, Misc.	16	4	6
NON-CRIMINAL			
Persons Missing	130	-	122
Juvenile, Non-Criminal	5	-	13
Commitments	-	-	-
Misc. Non-Criminal	144	-	-
Suicide and Attempt	9	-	-
Mentally Ill	8	-	-
Accidents, Traffic	195	-	-
Accidents, Misc.	74	-	-
Persons Dead	18	-	-

ANTELOPE VALLEY STATION
CASE ASSIGNMENTS

	ADULT DETECTIVES	JUVENILE DETECTIVES
TOTAL		4012
Fiscal Year 1973-74	5456	3188
Fiscal Year 1972-73	5172	+26
Percent Change	+5	
SEVEN MAJOR OFFENSES		
Criminal Homicide	10	4
Forcible Rape	47	15
Robbery	202	46
Aggravated Assault	1238	379
Burglary	315	34
Grand Theft	345	36
Grand Theft Auto		
ALL OTHER OFFENSES		
Checks (Worthless)	1315	-
Forgery	103	10
Sex Felonies	-	31
Sex Misdemeanors	7	82
Assaults, Non-Aggravated	43	70
Weapon Laws	63	30
Defrauding, Misdemeanor	10	1
Offenses Against Family	-	3
Narcotics	11	191
Liquor Laws	2	20
Drunk	10	60
Disorderly Conduct	79	41
Loitering	1	75
Gambling	-	-
Drunk Driving	1	6
Vehicle Laws	11	28
Malicious Mischief	380	259
Arson	3	17
Warrants	-	-
Rec. Stolen Property	9	3
Fed. Offenses W/Out Money	5	3
Fed. Offenses with Money	10	1
Felonies, Misc.	41	41
Vehicle Burglary	124	102
Phone Booth Burglary	1	-
Boat Burglary	-	-
Aircraft Burglary	1	1092
Theft, Petty	602	42
Misdemeanors, Misc.	54	
NON-CRIMINAL		932
Persons Missing	1	67
Juvenile, Non-Criminal	-	-
Commitments	-	-
Misc. Non-Criminal	315	252
Suicide and Attempt	62	7
Mentally Ill	1	-
Accidents, Traffic	-	32
Accidents, Misc.	34	-
Persons Dead	-	-

ANTELOPE VALLEY STATION
SEVEN MAJOR OFFENSES BY REPORTING DISTRICT

REPORTING DISTRICT	TOTAL REPORTED OFFENSES	CRIMINAL HOMICIDE	FORCIBLE RAPE	ROBBERY	AGGRAVATED ASSAULT	BURGLARY	GRAND THEFT	GRAND THEFT AUTO
STATION TOTAL	2692	6	14	65	241	1592	371	403
Palmdale								
1110	2	-	-	-	-	-	-	2
1111	100	1	-	7	9	59	8	16
1112	264	-	2	7	25	148	23	59
1113	75	-	-	4	5	36	13	17
1114	9	-	-	-	-	7	1	1
1115	26	-	-	-	-	5	4	17
1116	3	-	-	-	-	-	3	-
1117	1	-	-	-	-	1	-	-
1118	1	-	-	-	-	-	1	-
1119	1	-	-	-	-	-	1	-
Unincorporated								
1120	27	-	1	-	3	12	7	4
1121	81	-	1	-	8	52	10	10
1122	107	-	-	1	5	64	18	19
1123	26	-	-	-	1	15	5	5
1124	73	-	-	-	4	51	8	10
1125	151	-	2	4	6	80	27	32
1126	123	-	1	2	15	68	22	15
1127	35	-	1	2	2	15	7	8
1150	7	-	-	-	-	4	1	2
1151	22	-	-	-	-	15	5	2
1152	3	-	-	-	-	1	1	1
1153	3	-	-	-	-	1	2	-
1154	-	-	-	-	-	-	-	-
1155	2	-	-	-	-	-	-	2
1156	6	-	-	-	1	5	-	-
1157	46	1	-	-	1	32	3	9
1160	34	-	-	-	7	13	9	5
1161	16	-	-	-	2	9	4	1
1162	33	-	-	1	9	15	4	4

ANTELOPE VALLEY STATION

SEVEN MAJOR OFFENSES BY REPORTING DISTRICT - CONTINUED

REPORTING DISTRICT	TOTAL REPORTED OFFENSES	CRIMINAL HOMICIDE	FORCIBLE RAPE	ROBBERY	AGGRAVATED ASSAULT	BURGLARY	GRAND THEFT	GRAND THEFT AUTO
Unincorporated								
1163	8	-	-	-	1	6	1	-
1164	78	-	-	2	5	54	3	14
1165	28	-	-	1	2	17	2	6
1166	6	-	-	-	1	4	1	-
1171	30	-	-	-	9	15	5	1
1172	17	1	-	-	-	12	2	2
1173	19	-	-	1	5	10	1	2
1174	13	1	-	-	3	8	1	-
1175	50	-	-	-	5	34	5	6
1176	44	-	-	5	4	23	4	8
1177	126	-	-	5	27	84	3	7
1178	8	-	-	-	3	4	1	-
1180	31	-	-	-	8	17	4	2
1181	17	-	-	-	-	8	4	5
1182	79	1	-	4	3	55	3	13
1183	125	-	1	4	9	72	22	17
1184	5	-	-	-	-	4	-	1
1185	87	-	1	1	1	65	8	11
1186	24	-	-	1	2	15	3	3
1187	47	-	1	3	7	23	9	4
1188	10	-	-	-	-	5	3	2
1190	58	-	-	1	11	30	6	10
1191	6	-	-	-	-	6	-	-
1192	29	-	-	2	-	22	1	4
1193	22	-	-	-	6	8	7	1
1194	58	-	-	-	-	42	10	6
1195	56	-	-	-	7	21	24	4
1196	13	-	-	-	-	5	7	1
1197	141	1	1	2	5	92	28	12
1198	151	-	2	5	10	108	12	14
1199	29	-	-	-	4	15	4	6

ANTELOPE VALLEY STATION

SEVEN MAJOR OFFENSES CLEARED

	STATION TOTAL	UNINCORPORATED AREA	PALMDALE
ACTUAL KNOWN OFFENSES			
TOTAL MAJOR OFFENSES*	2655	2183	472
Number Cleared	378	315	63
Percent Cleared	14.2	14.4	13.3
WILFUL HOMICIDE	5	4	1
Number Cleared	4	3	1
Percent Cleared	80.0	75.0	100.0
FORCIBLE RAPE	14	12	2
Number Cleared	6	5	1
Percent Cleared	42.9	41.7	50.0
ROBBERY	64	46	18
Number Cleared	9	5	4
Percent Cleared	14.1	10.9	22.2
AGGRAVATED ASSAULT	241	202	39
Number Cleared	102	92	10
Percent Cleared	42.3	45.5	25.6
BURGLARY	1574	1325	249
Number Cleared	210	177	33
Percent Cleared	13.3	13.4	13.3
GRAND THEFT	363	310	53
Number Cleared	19	14	5
Percent Cleared	5.2	4.5	9.4
GRAND THEFT AUTO	394	284	110
Number Cleared	28	19	9
Percent Cleared	7.1	6.7	8.2

*Unfounded offense reports deducted from figures.

STOLEN AND RECOVERED PROPERTY

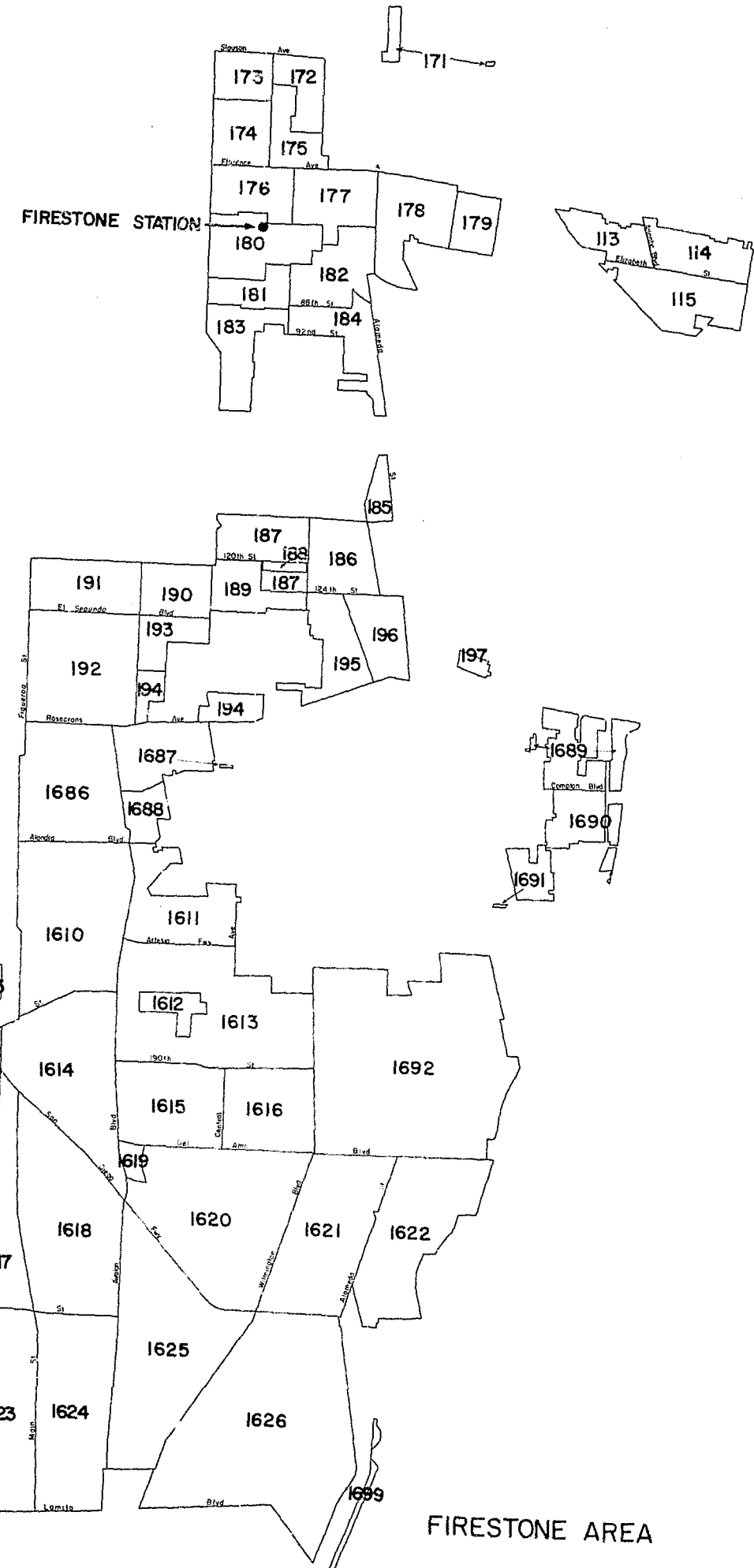
	AMOUNT STOLEN	AMOUNT RECOVERED	PERCENT
TOTAL	\$1,484,310	\$563,396	38.0
Robbery	11,785	3,983	33.8
Burglary	527,001	98,566	18.7
Theft	516,773	163,712	31.7
Auto Theft	378,915	282,200	-*
Checks	3,263	-	-
Miscellaneous	46,573	14,935	32.1
Number of Vehicles Recovered		374	

*Percentage not given as figures for first eleven months of Fiscal Year 1973-74 include recoveries made for other agencies.

TRAFFIC ACCIDENT AND ENFORCEMENT SUMMARY

ANTELOPE VALLEY STATION

CLASSIFICATION	STATION TOTAL		UNINCORPORATED AREA TOTAL		PALMDALE	
	TRAFFIC ACCIDENTS	TRAFFIC CITATIONS	TRAFFIC ACCIDENTS	TRAFFIC CITATIONS	TRAFFIC ACCIDENTS	TRAFFIC CITATIONS
TOTAL: 1973-74	195	4035	N. A.	1866	195	2169
TOTAL: 1972-73	188	3133	N. A.	1470	188	1663
PERCENT CHANGE	+4	+29	-	+27	+4	+30
Hazardous Violations:		2859		1072		1787
Speed	34	1051			34	1051
Fail Yield Uncont L/S	1				1	
Fail Yield Turn Left	22	25			22	25
Fail Yield Enter Hwy	18	6			18	6
Fail Yield M.V. All Other	2	9			2	9
Failed to Yield to Ped		13				13
Failed Obey Stop Sign	10	78			10	78
Failed Obey Other Signs		42				42
Failed Obey Traf Signal	6	101			6	101
Failed Obey Other Traf Dev		22				22
Made Unsafe Turn	10	77			10	77
Failed to Signal	2	4			2	4
Wrong Side Way on St	10	18			10	18
Following Too Closely	7	2			7	2
Unsafe Passing	3	1			3	1
Fail Stay in One Lane	11	3			11	3
Unsafe Parking		106				106
Unsafe Acts. Non-Driving						
Unsafe Cond or Oper	1	22			1	22
Inad/Unsafe Headlights		9				9
Inad/Unsafe Tail/Brk Lt		4				4
All Other Unsafe Lights	1	80			1	80
Inad. Defect Brakes	3				3	
Unsafe Equipment Other		60				60
Towing/Loading Rules		1				1
Size/Weight Rules						
Ped Failed to Yield	1				1	
Other Ped Violation		5				5
Reckless Driving	3	25			3	25
Drunk Driving	21	1			21	1
Other Haz Driving Viol	10	1094		1072	10	22
No Violation	13				13	
Violation Unknown	6				6	
Non-Hazardous Violations:		1176		794		382



FIRESTONE STATION

SYNOPSIS

	FISCAL YEAR 1973-74	FISCAL YEAR 1972-73	PERCENT CHANGE	PROJECTION 1974-75
SEVEN MAJOR OFFENSES				
Crime Rate per 10,000 Population	601.41	606.72	- 1	-
NUMBER OF CASES HANDLED				
Criminal Homicide	63	84	-25	75
Forcible Rape	152	156	- 3	170
Robbery	1085	1167	- 7	1240
Aggravated Assault	1986	1925	+ 3	2265
Burglary	6183	6107	+ 1	6465
Grand Theft	948	815	+16	975
Grand Theft Auto	2484	2936	-15	3065
TOTAL CASES HANDLED	28114	29804	- 6	31470
ADULTS ARRESTED	10538	9402	+12	11845
JUVENILES ARRESTED	4636	4735	- 2	4980
CASE ASSIGNMENTS TO ADULT DETECTIVES	14122	14618	- 3	15260
CASE ASSIGNMENTS TO JUVENILE DETECTIVES	7552	7946	- 5	8440
TRAFFIC				
Total Citations	34670	29454	+18	N.C.
Total Accidents	1002	1007	-	N.C.

PERCENTAGE CHANGES BY STATION AREA

STATION AREA	CASES HANDLED	ADULTS ARRESTED	JUVENILES ARRESTED
Carson	+ 2	+28	+ 8
Cudahy	-17	-31	-32
Unincorporated Area	- 8	+13	- 3

ANALYSIS OF CAUSES FOR ARREST IN FIRESTONE STATION AREA

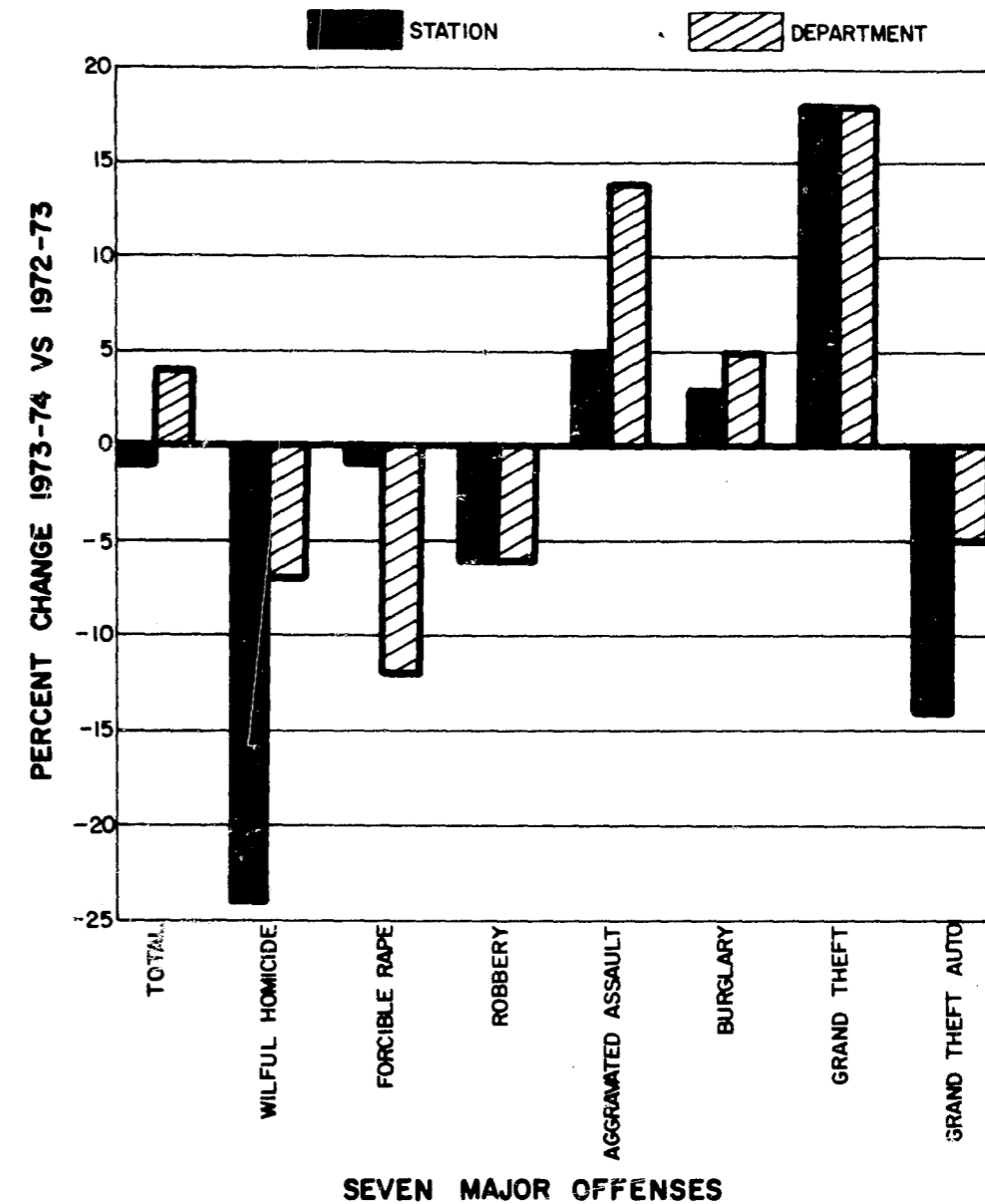
MOST FREQUENT CHARGES

Adult - Male		
Narcotics		18
Drunk		18
Warrants		21
Female		
Narcotics		18
Drunk		22
Aggravated Assault		18, 19
Juvenile - Male		
Burglary		15
Narcotics		17
Grand Theft Auto		16
Female		
Petty Theft		16
Persons Missing		15
Juvenile Non-Criminal		15

MOST FREQUENT AGES

CRIME RATE

FIRESTONE

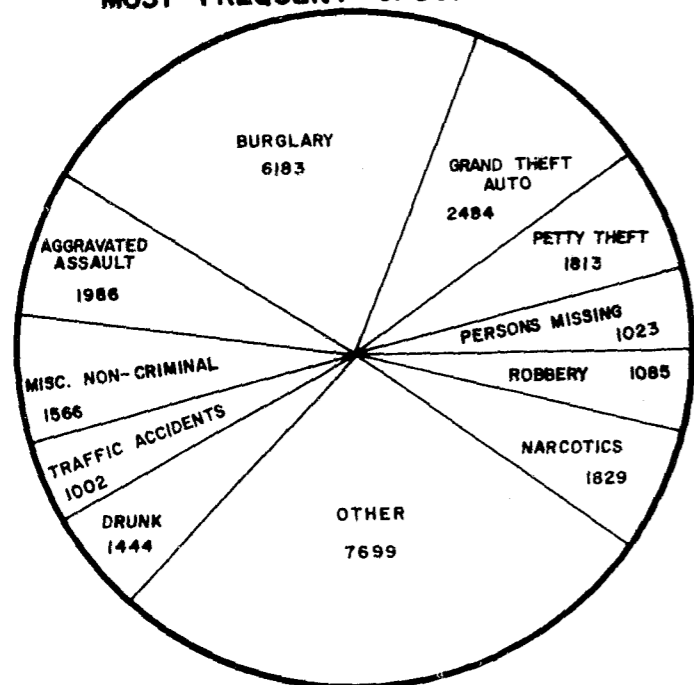


SEVEN MAJOR OFFENSES

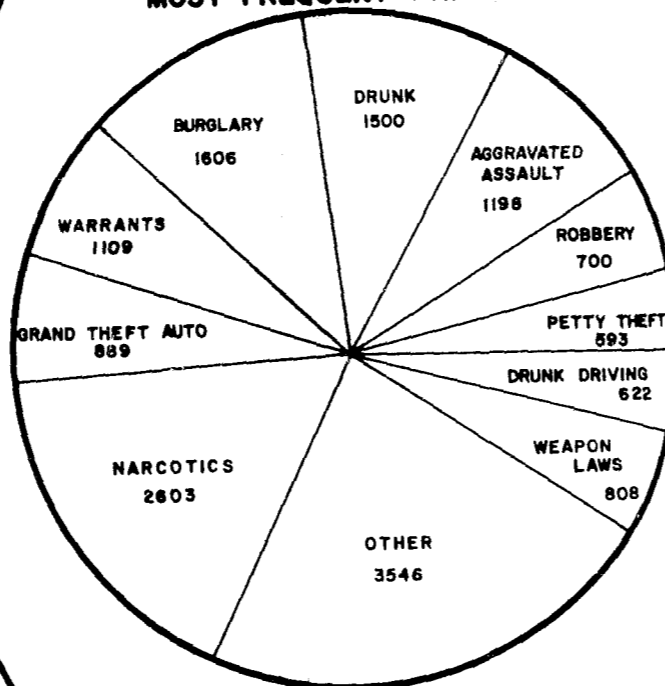
	AREA IN SQUARE MILES	POPULATION			CRIME RATE PER 10,000 SEVEN MAJOR OFFENSES		
		1973-74	1972-73	% CHANGE	1973-74	1972-73	% CHANGE
TOTAL AREA	39.06	214,515	217,398	- 1	601.41	606.72	- 1
UNINCORPORATED AREA	18.76	117,932	127,237	- 7	721.52	724.55	-
CARSON	19.24	79,624	73,204	+ 9	491.31	474.29	+ 4
CUDAHY	1.06	16,959	16,957	-	283.04	294.27	- 4

FIRESTONE

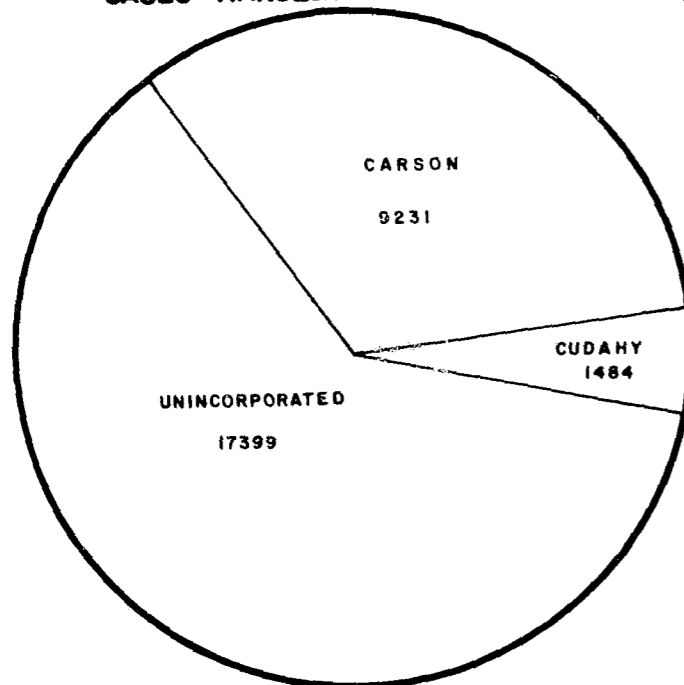
MOST FREQUENT CASES HANDLED



MOST FREQUENT ARRESTS



CASES HANDLED BY LOCATION



FIRESTONE STATION

TOTAL

	CASES HANDLED	ADULTS ARRESTED	JUVENILES ARRESTED
TOTAL			
Fiscal Year 1973-74	28114	10538	4636
Fiscal Year 1972-73	29804	9402	4735
Percent Change	-6	+12	-2
SEVEN MAJOR OFFENSES			
Criminal Homicide	63	44	22
Forcible Rape	152	49	22
Robbery	1085	400	300
Aggravated Assault	1986	955	243
Burglary	6183	688	918
Grand Theft	948	143	84
Grand Theft Auto	2484	482	407
ALL OTHER OFFENSES			
Checks (Worthless)	111	5	-
Forgery	52	44	2
Sex Felonies	74	41	15
Sex Misdemeanors	140	75	82
Assaults, Non-Aggravated	664	348	204
Weapon Laws	832	607	201
Defrauding, Misdemeanor	7	-	-
Offenses Against Family	19	9	2
Narcotics	1829	2050	553
Liquor Laws	85	26	26
Drunk	1444	1318	182
Disorderly Conduct	373	309	216
Loitering	37	1	84
Gambling	168	281	2
Drunk Driving	557	611	11
Vehicle Laws	549	279	94
Malicious Mischief	605	26	67
Arson	330	4	16
Warrants	-	1108	1
Rec. Stolen Property	162	195	91
Fed. Offenses W/Out Money	10	15	-
Fed. Offenses with Money	5	4	-
Felonies, Misc.	144	80	10
Vehicle Burglary	739	-	-
Phone Booth Burglary	1	-	-
Boat Burglary	-	-	-
Aircraft Burglary	-	-	-
Theft, Petty	1813	285	308
Misdemeanors, Misc.	129	56	88
NON-CRIMINAL			
Persons Missing	1023	-	179
Juvenile, Non-Criminal	106	-	206
Commitments	-	-	-
Misc. Non-Criminal	1566	-	-
Suicide and Attempt	88	-	-
Mentally Ill	93	-	-
Accidents, Traffic	1002	-	-
Accidents, Misc.	216	-	-
Persons Dead	240	-	-

FIRESTONE STATION

UNINCORPORATED AREA

	CASES HANDLED	ADULTS ARRESTED	JUVENILES ARRESTED
TOTAL			
Fiscal Year 1973-74	17399	7762	3127
Fiscal Year 1972-73	18996	6866	3232
Percent Change	-8	+13	-3
SEVEN MAJOR OFFENSES			
Criminal Homicide	47	36	20
Forcible Rape	106	35	18
Robbery	822	331	235
Aggravated Assault	1426	700	177
Burglary	3886	493	624
Grand Theft	600	107	55
Grand Theft Auto	1622	377	281
ALL OTHER OFFENSES			
Checks (Worthless)	87	3	-
Forgery	27	19	2
Sex Felonies	37	27	5
Sex Misdemeanors	91	41	66
Assaults, Non-Aggravated	398	240	127
Weapon Laws	725	553	157
Defrauding, Misdemeanor	2	-	-
Offenses Against Family	10	4	1
Narcotics	1440	1638	369
Liquor Laws	44	15	16
Drunk	1051	962	129
Disorderly Conduct	280	236	149
Loitering	30	1	70
Gambling	163	278	2
Drunk Driving	145	168	2
Vehicle Laws	383	194	67
Malicious Mischief	299	17	50
Arson	234	4	9
Warrants	-	839	1
Rec. Stolen Property	129	165	71
Fed. Offenses W/Out Money	7	13	-
Fed. Offenses with Money	3	4	-
Felonies, Misc.	88	52	7
Vehicle Burglary	427	-	-
Phone Booth Burglary	1	-	-
Boat Burglary	-	-	-
Aircraft Burglary	-	-	-
Theft, Petty	880	172	152
Misdemeanors, Misc.	92	38	68
NON-CRIMINAL			
Persons Missing	517	-	69
Juvenile, Non-Criminal	64	-	128
Commitments	-	-	-
Misc. Non-Criminal	933	-	-
Suicide and Attempt	51	-	-
Mentally Ill	61	-	-
Accidents, Traffic	-	-	-
Accidents, Misc.	32	-	-
Persons Dead	159	-	-

FIRESTONE STATION

CITY OF CARSON

	CASES HANDLED	ADULTS ARRESTED	JUVENILES ARRESTED
TOTAL			
Fiscal Year 1973-74	9231	2214	1305
Fiscal Year 1972-73	9026	1724	1204
Percent Change	+2	+28	+8
SEVEN MAJOR OFFENSES			
Criminal Homicide	15	8	2
Forcible Rape	36	12	4
Robbery	236	59	60
Aggravated Assault	442	199	59
Burglary	2087	176	277
Grand Theft	314	33	24
Grand Theft Auto	782	90	116
ALL OTHER OFFENSES			
Checks (Worthless)	24	2	-
Forgery	23	21	-
Sex Felonies	29	9	10
Sex Misdemeanors	43	32	15
Assaults, Non-Aggravated	207	81	65
Weapon Laws	95	46	38
Defrauding, Misdemeanor	2	-	-
Offenses Against Family	5	2	1
Narcotics	317	328	168
Liquor Laws	35	9	6
Drunk	287	261	38
Disorderly Conduct	72	60	57
Loitering	6	-	12
Gambling	5	3	-
Drunk Driving	344	377	7
Vehicle Laws	123	62	24
Malicious Mischief	269	7	14
Arson	85	-	7
Warrants	-	196	-
Rec. Stolen Property	29	26	18
Fed. Offenses W/Out Money	1	-	-
Fed. Offenses with Money	1	-	-
Felonies, Misc.	49	24	3
Vehicle Burglary	292	-	-
Phone Booth Burglary	-	-	-
Boat Burglary	-	-	-
Aircraft Burglary	-	-	-
Theft, Petty	793	77	133
Misdemeanors, Misc.	28	14	16
NON-CRIMINAL			
Persons Missing	414	-	83
Juvenile, Non-Criminal	35	-	48
Commitments	-	-	-
Misc. Non-Criminal	557	-	-
Suicide and Attempt	27	-	-
Mentally Ill	23	-	-
Accidents, Traffic	888	-	-
Accidents, Misc.	159	-	-
Persons Dead	52	-	-

FIRESTONE STATION

CITY OF CUDAHY

	CASES HANDLED	ADULTS ARRESTED	JUVENILES ARRESTED
TOTAL			
Fiscal Year 1973-74	1484	562	204
Fiscal Year 1972-73	1782	812	290
Percent Change	-17	-31	-32
SEVEN MAJOR OFFENSES			
Criminal Homicide	1	-	-
Forcible Rape	10	2	-
Robbery	27	10	5
Aggravated Assault	118	56	7
Burglary	210	19	17
Grand Theft	34	3	5
Grand Theft Auto	80	15	10
ALL OTHER OFFENSES			
Checks (Worthless)	-	-	-
Forgery	2	4	-
Sex Felonies	8	5	-
Sex Misdemeanors	6	2	1
Assaults, Non-Aggravated	59	27	12
Weapon Laws	12	8	6
Defrauding, Misdemeanor	3	-	-
Offenses Against Family	4	3	-
Narcotics	72	84	16
Liquor Laws	6	2	4
Drunk	106	95	15
Disorderly Conduct	21	13	10
Loitering	1	-	2
Gambling	-	-	-
Drunk Driving	68	66	2
Vehicle Laws	43	23	3
Malicious Mischief	37	2	3
Arson	11	-	-
Warrants	-	73	-
Rec. Stolen Property	4	4	2
Fed. Offenses W/Out Money	2	2	-
Fed. Offenses with Money	1	-	-
Felonies, Misc.	7	4	-
Vehicle Burglary	20	-	-
Phone Booth Burglary	-	-	-
Boat Burglary	-	-	-
Aircraft Burglary	-	-	-
Theft, Petty	140	36	23
Misdemeanors, Misc.	9	4	4
NON-CRIMINAL			
Persons Missing	92	-	27
Juvenile, Non-Criminal	7	-	30
Commitments	-	-	-
Misc. Non-Criminal	76	-	-
Suicide and Attempt	10	-	-
Mentally Ill	9	-	-
Accidents, Traffic	114	-	-
Accidents, Misc.	25	-	-
Persons Dead	29	-	-

FIRESTONE STATION

CASE ASSIGNMENTS

	ADULT DETECTIVES	JUVENILE DETECTIVES
TOTAL		
Fiscal Year 1973-74	14122	7552
Fiscal Year 1972-73	14618	7946
Percent Change	-3	-5
SEVEN MAJOR OFFENSES		
Criminal Homicide	-	-
Forcible Rape	94	61
Robbery	724	500
Aggravated Assault	1399	705
Burglary	5174	1353
Grand Theft	822	171
Grand Theft Auto	2448	248
ALL OTHER OFFENSES		
Checks (Worthless)	1005	-
Forgery	39	5
Sex Felonies	4	72
Sex Misdemeanors	4	92
Assaults, Non-Aggravated	59	230
Weapon Laws	218	171
Defrauding, Misdemeanor	7	-
Offenses Against Family	-	20
Narcotics	26	396
Liquor Laws	2	31
Drunk	8	131
Disorderly Conduct	40	142
Loitering	-	38
Gambling	-	-
Drunk Driving	16	8
Vehicle Laws	74	79
Malicious Mischief	174	391
Arson	9	16
Warrants	-	-
Rec. Stolen Property	158	71
Fed. Offenses W/Out Money	11	-
Fed. Offenses with Money	5	1
Felonies, Misc.	109	32
Vehicle Burglary	454	336
Phone Booth Burglary	-	1
Boat Burglary	-	-
Aircraft Burglary	-	-
Theft, Petty	569	979
Misdemeanors, Misc.	31	41
NON-CRIMINAL		
Persons Missing	4	893
Juvenile, Non-Criminal	-	105
Commitments	-	-
Misc. Non-Criminal	360	204
Suicide and Attempt	55	13
Mentally Ill	-	-
Accidents, Traffic	-	-
Accidents, Misc.	20	13
Persons Dead	-	-

FIRESTONE STATION

SEVEN MAJOR OFFENSES BY REPORTING DISTRICT

REPORTING DISTRICT	TOTAL REPORTED OFFENSES	CRIMINAL HOMICIDE	FORCIBLE RAPE	ROBBERY	AGGRAVATED ASSAULT	BURGLARY	GRAND THEFT	GRAND THEFT AUTO
STATION TOTAL	12901	63	152	1085	1986	6183	948	2484
Cudahy								
113	122	-	-	7	38	54	4	19
114	179	-	3	11	49	65	15	36
115	179	1	7	9	31	91	15	25
Carson								
1610	345	2	1	20	39	160	56	67
1611	137	1	-	8	16	79	10	23
1612	55	-	2	3	5	5	4	36
1613	122	5	3	19	19	37	12	27
1614	256	1	3	15	35	139	25	38
1615	365	2	4	33	23	247	16	40
1616	328	1	1	10	48	222	11	35
1617	265	-	2	19	28	160	14	42
1618	397	-	4	21	47	221	27	77
1619	94	-	-	5	2	33	13	41
1620	195	-	2	12	10	96	22	53
1621	57	-	2	4	2	26	11	12
1622	239	-	-	5	17	115	24	78
1623	257	1	3	11	27	170	10	35
1624	390	-	3	27	57	198	13	92
1625	340	2	5	23	63	157	29	61
1626	70	-	1	1	4	22	17	23
Unincorporated								
171	87	-	7	7	24	21	5	22
172	146	-	2	19	27	56	12	30
173	264	2	3	37	65	101	13	45
174	380	3	7	46	88	154	20	63
175	237	3	4	30	43	110	8	33
176	443	5	3	61	71	202	39	62
177	234	1	2	31	37	86	15	62

FIRESTONE STATION

SEVEN MAJOR OFFENSES BY REPORTING DISTRICT - CONTINUED

REPORTING DISTRICT	TOTAL REPORTED OFFENSES	CRIMINAL HOMICIDE	FORCIBLE RAPE	ROBBERY	AGGRAVATED ASSAULT	BURGLARY	GRAND THEFT	GRAND THEFT AUTO
Unincorporated								
178	196	2	3	20	32	77	16	46
179	27	-	1	-	1	21	3	1
180	450	1	8	37	81	228	27	68
181	247	3	4	27	53	110	13	37
182	385	3	2	44	96	160	29	51
183	287	1	1	24	86	132	11	32
184	206	2	2	24	40	78	26	34
185	97	-	-	23	34	25	9	6
186	261	5	3	37	81	83	19	33
187	303	1	1	33	65	140	19	44
188	97	-	1	6	16	2	6	66
189	90	-	2	9	7	52	5	15
190	144	1	2	8	22	76	9	26
191	279	2	2	18	26	162	17	52
192	380	-	3	30	46	149	41	111
193	90	1	3	20	12	27	5	22
194	86	-	2	8	12	34	6	24
195	412	1	3	26	80	227	10	65
196	230	-	1	16	63	100	15	35
197	41	-	1	1	7	27	1	4
1686	310	-	1	24	24	131	38	92
1687	208	-	4	19	15	137	12	21
1688	108	-	4	12	14	58	5	15
1689	328	-	3	22	45	208	11	39
1690	293	1	7	35	31	163	15	41
1691	165	2	2	9	16	111	6	19
1692	210	3	1	10	4	78	33	81
1693	80	1	3	4	4	39	12	17
1694	101	1	1	4	10	47	10	28

FIRESTONE STATION

SEVEN MAJOR OFFENSES BY REPORTING DISTRICT - CONTINUED

REPORTING DISTRICT	TOTAL REPORTED OFFENSES	CRIMINAL HOMICIDE	FORCIBLE RAPE	ROBBERY	AGGRAVATED ASSAULT	BURGLARY	GRAND THEFT	GRAND THEFT AUTO
Unincorporated								
1695	87	-	3	1	4	5	14	60
1696	189	-	3	19	13	97	16	41
1697	212	2	1	15	23	110	16	45
1698	119	-	-	6	8	62	13	30
1699	-	-	-	-	-	-	-	-

FIRESTONE STATION

SEVEN MAJOR OFFENSES CLEARED

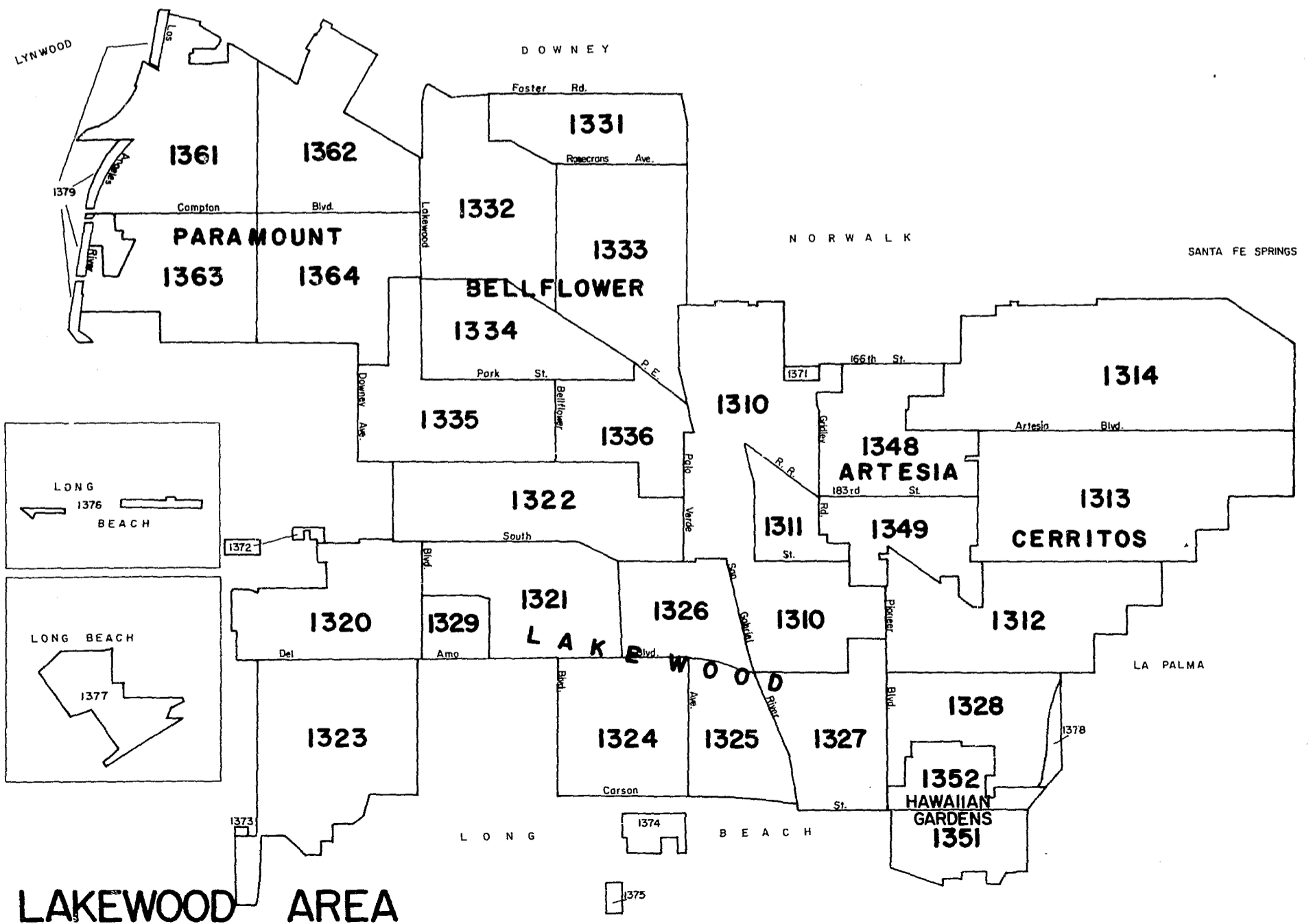
	STATION TOTAL	UNINCORPORATED AREA	CARSON	CUDAHY
ACTUAL KNOWN OFFENSES				
TOTAL MAJOR OFFENSES*	12816	8450	3890	476
Number Cleared	2084	1551	416	117
Percent Cleared	16.3	18.4	10.7	24.6
WILFUL HOMICIDE	60	46	14	-
Number Cleared	45	35	10	-
Percent Cleared	75.0	76.1	71.4	-
FORCIBLE RAPE	150	104	36	10
Number Cleared	48	35	8	5
Percent Cleared	32.0	33.7	22.2	50.0
ROBBERY	1079	819	233	27
Number Cleared	151	116	29	6
Percent Cleared	14.0	14.2	12.4	22.2
AGGRAVATED ASSAULT	1965	1413	434	118
Number Cleared	912	642	200	70
Percent Cleared	46.4	45.4	46.1	59.3
BURGLARY	6149	3860	2081	203
Number Cleared	731	586	116	29
Percent Cleared	11.9	15.2	5.6	13.9
GRAND THEFT	940	593	313	34
Number Cleared	78	53	22	3
Percent Cleared	8.3	8.9	7.0	8.8
GRAND THEFT AUTO	2473	1615	779	79
Number Cleared	119	84	31	4
Percent Cleared	4.8	5.2	4.0	5.1

*Unfounded offense reports deducted from figures.

STOLEN AND RECOVERED PROPERTY

	AMOUNT STOLEN	AMOUNT RECOVERED	PERCENT
TOTAL	\$6,284,830	\$2,491,223	39.6
Robbery	272,012	86,620	31.8
Burglary	2,268,036	172,650	7.6
Theft	1,107,817	139,077	12.6
Auto Theft	2,455,111	2,061,010	-*
Checks	2,811	-	-
Miscellaneous	179,043	31,866	17.8
Number of Vehicles Recovered		2,012	

*Percentage not given as figures for first eleven months of Fiscal Year 1973-74 include recoveries made for other agencies.



LAKWOOD STATION

SYNOPSIS

	FISCAL YEAR 1973-74	FISCAL YEAR 1972-73	PERCENT CHANGE	PROJECTION 1974-75
SEVEN MAJOR OFFENSES				
Crime Rate per 10,000 Population	318.86	294.94	+ 8	-
NUMBER OF CASES HANDLED				
Criminal Homicide	14	11	+ 27	16
Forcible Rape	76	79	- 4	70
Robbery	404	455	- 11	485
Aggravated Assault	743	592	+ 26	720
Burglary	4159	3680	+ 13	4295
Grand Theft	737	616	+ 20	775
Grand Theft Auto	1251	1250	-	1490
TOTAL CASES HANDLED	27253	25222	+ 8	27435
ADULTS ARRESTED	5810	5084	+ 14	5545
JUVENILES ARRESTED	3791	3202	+ 18	3520
CASE ASSIGNMENTS TO ADULT DETECTIVES	12541	11546	+ 9	12700
CASE ASSIGNMENTS TO JUVENILE DETECTIVES	9263	7902	+ 17	9105
TRAFFIC				
Total Citations	49508	43581	+ 14	N.C.
Total Accidents	2690	2816	- 4	N.C.

PERCENTAGE CHANGES BY STATION AREA

STATION AREA	CASES HANDLED	ADULTS ARRESTS	JUVENILES ARRESTED
Artesia	+ 6	+ 17	+ 27
Bellflower	+ 7	+ 6	+ 48
Cerritos	+ 17	+ 11	+ 45
Hawaiian Gardens	+ 9	+ 15	+ 11
Lakewood	+ 5	+ 10	- 6
Paramount	+ 6	+ 29	+ 17
Unincorporated Area	+ 39	+ 49	+ 8

ANALYSIS OF CAUSES FOR ARREST IN LAKWOOD STATION AREA

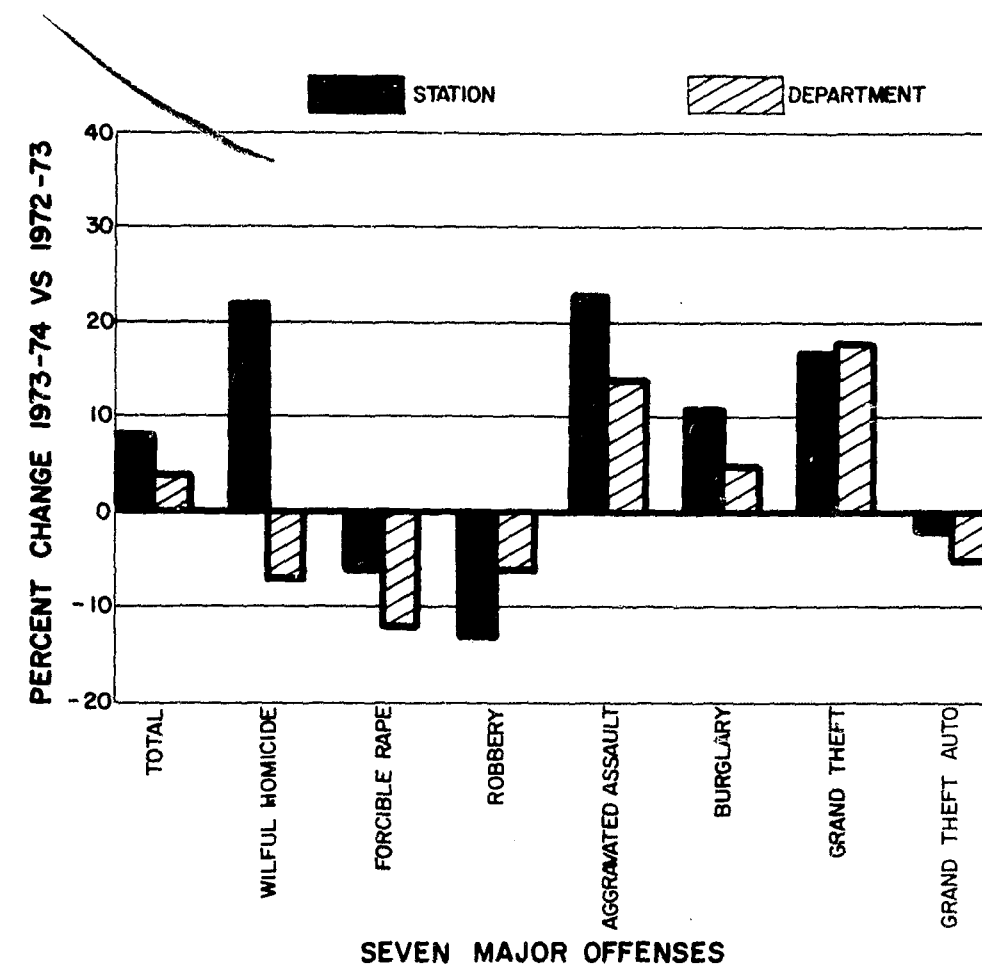
MOST FREQUENT CHARGES

Adult - Male	19
Warrants	18
Narcotics	18
Drunk	18
Female	18
Narcotics	40-44
Drunk Driving	18
Drunk	18
Juvenile - Male	16
Burglary	16
Persons Missing	17
Narcotics	17
Female	15
Persons Missing	13-14
Petty Theft	17
Narcotics	17

MOST FREQUENT AGES

CRIME RATE

LAKWOOD

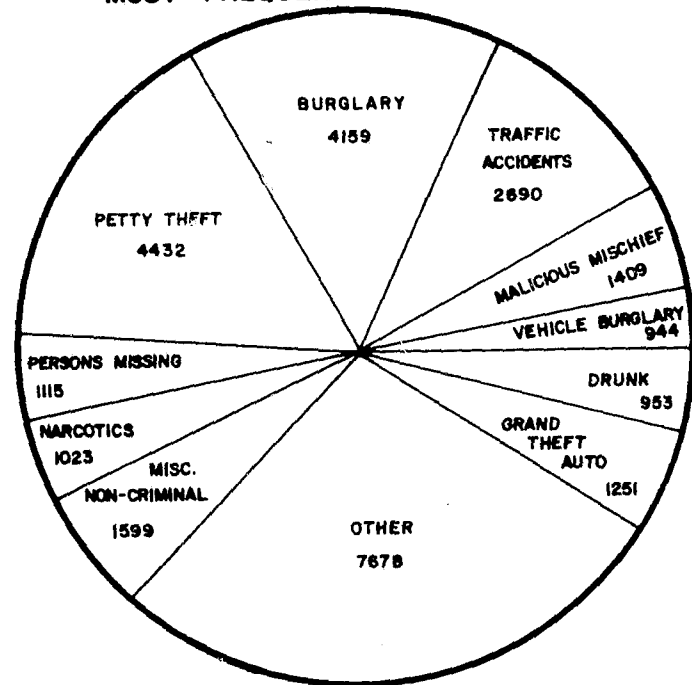


SEVEN MAJOR OFFENSES

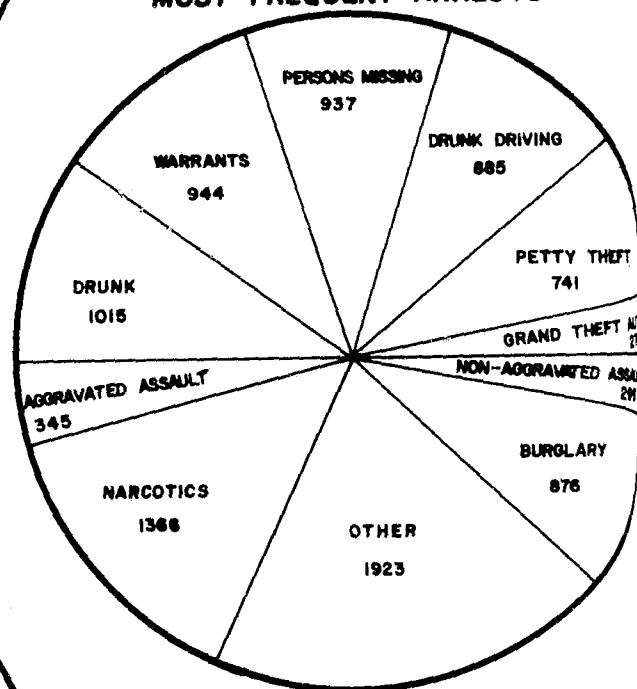
	AREA IN SQUARE MILES	POPULATION			CRIME RATE PER 10,000 SEVEN MAJOR OFFENSES		
		1973-74	1972-73	% CHANGE	1973-74	1972-73	% CHANGE
TOTAL AREA	33.16	231,575	226,587	+ 2	318.86	294.94	+ 8
UNINCORPORATED AREA	1.57	2,596	2,604	-	265.79	268.82	- 1
ARTESIA	1.61	14,639	14,845	- 1	311.50	256.65	+ 21
BELLFLOWER	6.18	50,608	51,798	- 2	362.39	315.65	+ 15
CERRITOS	8.78	39,659	30,443	+ 30	309.39	349.18	- 11
HAWAIIAN GARDENS	0.95	9,919	9,656	+ 3	446.62	347.98	+ 28
LAKWOOD	9.51	82,196	83,456	- 2	217.53	206.34	+ 5
PARAMOUNT	4.56	31,958	33,785	- 5	490.33	436.88	+ 12

LAKWOOD

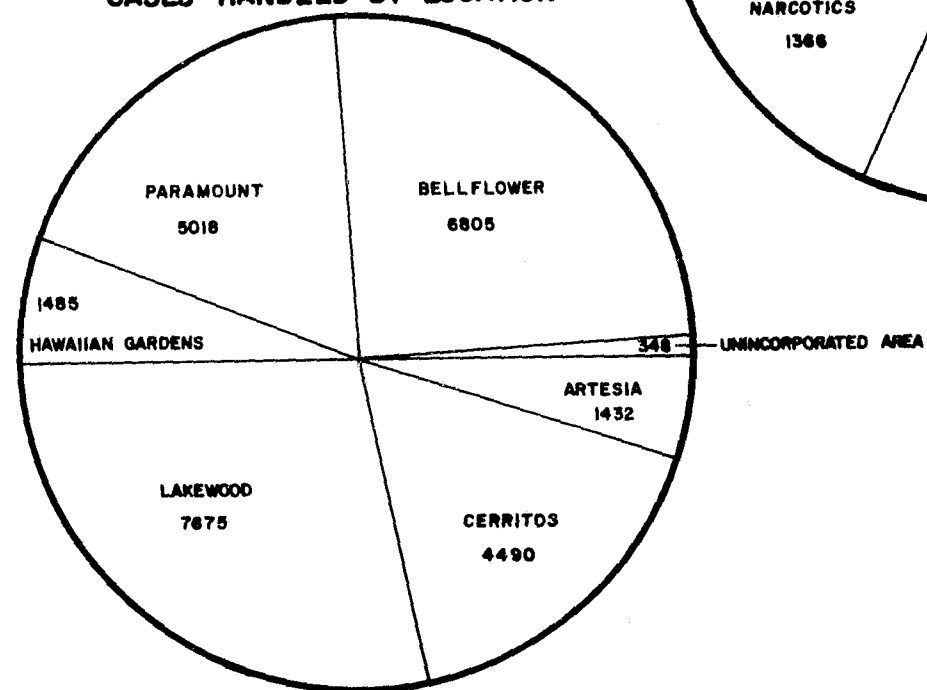
MOST FREQUENT CASES HANDLED



MOST FREQUENT ARRESTS



CASES HANDLED BY LOCATION



LAKWOOD STATION

TOTAL

	CASES HANDLED	ADULTS ARRESTED	JUVENILES ARRESTED
TOTAL			
Fiscal Year 1973-74	27253	5810	3791
Fiscal Year 1972-73	25222	5084	3202
Percent Change	+8	+14	+18
SEVEN MAJOR OFFENSES			
Criminal Homicide	14	12	-
Forcible Rape	76	22	15
Robbery	404	113	90
Aggravated Assault	743	291	54
Burglary	4159	419	457
Grand Theft	737	86	32
Grand Theft Auto	1251	129	141
ALL OTHER OFFENSES			
Checks (Worthless)	358	17	1
Forgery	110	55	5
Sex Felonies	71	19	13
Sex Misdemeanors	353	107	22
Assaults, Non-Aggravated	660	203	96
Weapon Laws	173	83	36
Defrauding, Misdemeanor	13	1	3
Offenses Against Family	20	5	-
Narcotics	1023	949	417
Liquor Laws	77	29	34
Drunk	953	870	145
Disorderly Conduct	327	101	69
Loitering	155	-	262
Gambling	16	7	-
Drunk Driving	895	858	27
Vehicle Laws	357	182	69
Malicious Mischief	1409	17	64
Arson	130	4	11
Warrants	-	941	3
Rec. Stolen Property	32	30	35
Fed. Offenses W/Out Money	50	17	-
Fed. Offenses with Money	4	1	-
Felonies, Misc.	101	20	11
Vehicle Burglary	944	-	-
Phone Booth Burglary	20	-	-
Boat Burglary	1	-	-
Aircraft Burglary	-	-	-
Theft, Petty	4432	176	565
Misdemeanors, Misc.	177	46	60
NON-CRIMINAL			
Persons Missing	1115	-	937
Juvenile, Non-Criminal	794	-	108
Commitments	-	-	-
Misc. Non-Criminal	1599	-	-
Suicide and Attempt	113	-	-
Mentally Ill	68	-	-
Accidents, Traffic	2690	-	-
Accidents, Misc.	439	-	-
Persons Dead	190	-	-

LAKWOOD STATION

UNINCORPORATED AREA

	CASES HANDLED	ADULTS ARRESTED	JUVENILES ARRESTED
TOTAL			
Fiscal Year 1973-74	348	131	90
Fiscal Year 1972-73	250	88	83
Percent Change	+39	+49	+8
SEVEN MAJOR OFFENSES			
Criminal Homicide	-	-	-
Forcible Rape	-	-	-
Robbery	7	5	12
Aggravated Assault	8	4	-
Burglary	33	7	29
Grand Theft	9	2	2
Grand Theft Auto	12	3	10
ALL OTHER OFFENSES			
Checks (Worthless)	34	4	-
Forgery	2	-	-
Sex Felonies	1	1	-
Sex Misdemeanors	3	-	1
Assaults Non-Aggravated	6	2	1
Weapon Laws	3	3	1
Defrauding, Misdemeanor	-	-	-
Offenses Against Family	1	-	-
Narcotics	16	25	6
Liquor Laws	1	-	-
Drunk	5	10	-
Disorderly Conduct	5	-	-
Loitering	37	-	-
Gambling	-	-	-
Drunk Driving	2	8	-
Vehicle Laws	1	-	1
Malicious Mischief	23	-	1
Arson	4	-	-
Warrants	-	41	2
Rec. Stolen Property	-	3	3
Fed. Offenses W/Out Money	-	5	-
Fed. Offenses with Money	-	-	-
Felonies, Misc.	-	1	-
Vehicle Burglary	7	-	-
Phone Booth Burglary	-	-	-
Boat Burglary	-	-	-
Aircraft Burglary	-	-	-
Theft, Petty	57	4	4
Misdemeanors, Misc.	1	3	-
NON-CRIMINAL			
Persons Missing	12	-	9
Juvenile, Non-Criminal	27	-	8
Commitments	-	-	-
Misc. Non-Criminal	25	-	-
Suicide and Attempt	-	-	-
Mentally Ill	-	-	-
Accidents, Traffic	-	-	-
Accidents, Misc.	3	-	-
Persons Dead	3	-	-

LAKWOOD STATION

CITY OF ARTESIA

	CASES HANDLED	ADULTS ARRESTED	JUVENILES ARRESTED
TOTAL			
Fiscal Year 1973-74	1432	337	185
Fiscal Year 1972-73	1353	289	146
Percent Change	+6	+17	+27
SEVEN MAJOR OFFENSES			
Criminal Homicide	3	2	-
Forcible Rape	4	1	-
Robbery	22	3	5
Aggravated Assault	52	18	4
Burglary	281	21	20
Grand Theft	44	4	-
Grand Theft Auto	50	12	-
ALL OTHER OFFENSES			
Checks (Worthless)	-	1	-
Forgery	5	3	-
Sex Felonies	4	1	1
Sex Misdemeanors	6	-	-
Assaults, Non-Aggravated	24	9	8
Weapon Laws	17	6	4
Defrauding, Misdemeanor	-	-	-
Offenses Against Family	-	-	-
Narcotics	49	46	33
Liquor Laws	8	4	5
Drunk	55	51	7
Disorderly Conduct	20	9	8
Loitering	-	-	1
Gambling	1	2	-
Drunk Driving	57	54	1
Vehicle Laws	26	15	4
Malicious Mischief	90	1	3
Arson	14	-	6
Warrants	-	64	-
Rec. Stolen Property	4	3	1
Fed. Offenses W/Out Money	2	1	-
Fed. Offenses with Money	-	-	-
Felonies, Misc.	7	-	-
Vehicle Burglary	47	-	-
Phone Booth Burglary	2	-	-
Boat Burglary	1	-	-
Aircraft Burglary	-	-	-
Theft, Petty	189	2	18
Misdemeanors, Misc.	8	4	1
NON-CRIMINAL			
Persons Missing	52	-	51
Juvenile, Non-Criminal	38	-	4
Commitments	-	-	-
Misc. Non-Criminal	64	-	-
Suicide and Attempt	4	-	-
Mentally Ill	6	-	-
Accidents, Traffic	147	-	-
Accidents, Misc.	19	-	-
Persons Dead	10	-	-

LAKWOOD STATION

CITY OF BELLFLOWER

	CASES HANDLED	ADULTS ARRESTED	JUVENILES ARRESTED
TOTAL			
Fiscal Year 1973-74	6805	1575	873
Fiscal Year 1972-73	6366	1464	590
Percent Change	+7	+6	+48
SEVEN MAJOR OFFENSES			
Criminal Homicide	1	4	-
Forcible Rape	21	7	3
Robbery	107	25	16
Aggravated Assault	180	76	7
Burglary	990	90	80
Grand Theft	192	18	5
Grand Theft Auto	343	40	34
ALL OTHER OFFENSES			
Checks (Worthless)	61	2	-
Forgery	10	3	-
Sex Felonies	12	4	1
Sex Misdemeanors	84	21	5
Assaults, Non-Aggravated	188	57	20
Weapon Laws	51	24	11
Defrauding, Misdemeanor	1	-	-
Offenses Against Family	6	3	-
Narcotics	275	281	118
Liquor Laws	19	8	13
Drunk	304	305	35
Disorderly Conduct	82	32	9
Loitering	96	-	201
Gambling	2	2	-
Drunk Driving	223	206	8
Vehicle Laws	83	50	10
Malicious Mischief	292	5	14
Arson	39	1	2
Warrants	-	254	-
Rec. Stolen Property	6	4	4
Fed. Offenses W/Out Money	9	2	-
Fed. Offenses with Money	-	-	-
Felonies, Misc.	20	10	2
Vehicle Burglary	243	-	-
Phone Booth Burglary	4	-	-
Boat Burglary	-	-	-
Aircraft Burglary	-	-	-
Theft, Petty	946	30	74
Misdemeanors, Misc.	31	11	10
NON-CRIMINAL			
Persons Missing	211	-	164
Juvenile, Non-Criminal	209	-	27
Commitments	-	-	-
Misc., Non-Criminal	423	-	-
Suicide and Attempt	38	-	-
Mentally Ill	22	-	-
Accidents, Traffic	790	-	-
Accidents, Misc.	133	-	-
Persons Dead	58	-	-

LAKWOOD STATION

CITY OF CERRITOS

	CASES HANDLED	ADULTS ARRESTED	JUVENILES ARRESTED
TOTAL			
Fiscal Year 1973-74	4490	509	688
Fiscal Year 1972-73	3852	457	476
Percent Change	+17	+11	+45
SEVEN MAJOR OFFENSES			
Criminal Homicide	1	1	-
Forcible Rape	7	2	-
Robbery	48	12	6
Aggravated Assault	73	18	5
Burglary	756	55	100
Grand Theft	137	6	2
Grand Theft Auto	205	17	21
ALL OTHER OFFENSES			
Checks (Worthless)	109	2	-
Forgery	25	22	3
Sex Felonies	13	2	4
Sex Misdemeanors	86	15	3
Assaults, Non-Aggravated	75	10	12
Weapon Laws	20	7	5
Defrauding, Misdemeanor	1	-	2
Offenses Against Family	3	-	-
Narcotics	126	85	51
Liquor Laws	8	1	6
Drunk	61	47	13
Disorderly Conduct	58	9	11
Loitering	8	-	9
Gambling	1	-	-
Drunk Driving	83	71	5
Vehicle Laws	53	18	20
Malicious Mischief	241	-	10
Arson	13	1	-
Warrants	-	61	-
Rec. Stolen Property	5	6	7
Fed. Offenses W/Out Money	5	1	-
Fed. Offenses with Money	1	-	-
Felonies, Misc.	23	3	2
Vehicle Burglary	169	-	-
Phone Booth Burglary	6	-	-
Boat Burglary	-	-	-
Aircraft Burglary	-	-	-
Theft, Petty	1025	34	216
Misdemeanors, Misc.	47	3	4
NON-CRIMINAL			
Persons Missing	219	-	160
Juvenile, Non-Criminal	133	-	11
Commitments	-	-	-
Misc. Non-Criminal	227	-	-
Suicide and Attempt	9	-	-
Mentally Ill	5	-	-
Accidents, Traffic	328	-	-
Accidents, Misc.	64	-	-
Persons Dead	13	-	-

LAKWOOD STATION

CITY OF HAWAIIAN GARDENS

	CASES HANDLED	ADULTS ARRESTED	JUVENILES ARRESTED
TOTAL			
Fiscal Year 1973-74	1485	411	196
Fiscal Year 1972-73	1364	358	177
Percent Change	+9	+15	+11
SEVEN MAJOR OFFENSES			
Criminal Homicide	2	-	-
Forcible Rape	13	4	1
Robbery	25	5	3
Aggravated Assault	43	18	5
Burglary	272	29	27
Grand Theft	34	3	3
Grand Theft Auto	54	5	2
ALL OTHER OFFENSES			
Checks (Worthless)	7	-	-
Forgery	6	2	1
Sex Felonies	6	1	1
Sex Misdemeanors	9	3	-
Assaults, Non-Aggravated	45	19	9
Weapon Laws	10	6	2
Defrauding, Misdemeanor	1	-	-
Offenses Against Family	1	-	-
Narcotics	65	65	31
Liquor Laws	5	1	1
Drunk	64	68	8
Disorderly Conduct	11	3	9
Loitering	-	-	3
Gambling	6	2	-
Drunk Driving	68	73	1
Vehicle Laws	21	11	4
Malicious Mischief	87	1	1
Arson	6	-	-
Warrants	-	80	-
Rec. Stolen Property	3	6	5
Fed. Offenses W/Out Money	9	2	-
Fed. Offenses with Money	2	1	-
Felonies, Misc.	2	1	-
Vehicle Burglary	49	-	-
Phone Booth Burglary	-	-	-
Boat Burglary	-	-	-
Aircraft Burglary	-	-	-
Theft, Petty	188	2	11
Misdemeanors, Misc.	5	-	9
NON-CRIMINAL			
Persons Missing	55	-	50
Juvenile, Non-Criminal	13	-	9
Commitments	-	-	-
Misc. Non-Criminal	99	-	-
Suicide and Attempt	4	-	-
Mentally Ill	5	-	-
Accidents, Traffic	142	-	-
Accidents, Misc.	36	-	-
Persons Dead	12	-	-

LAKWOOD STATION

CITY OF LAKEWOOD

	CASES HANDLED	ADULTS ARRESTED	JUVENILES ARRESTED
TOTAL			
Fiscal Year 1973-74	7675	1481	1058
Fiscal Year 1972-73	7324	1348	1131
Percent Change	+5	+10	-6
SEVEN MAJOR OFFENSES			
Criminal Homicide	1	3	-
Forcible Rape	17	5	9
Robbery	71	24	11
Aggravated Assault	148	54	11
Burglary	1099	110	117
Grand Theft	161	27	8
Grand Theft Auto	291	24	30
ALL OTHER OFFENSES			
Checks (Worthless)	116	6	1
Forgery	53	21	1
Sex Felonies	20	3	5
Sex Misdemeanors	144	61	11
Assaults, Non-Aggravated	149	52	30
Weapon Laws	27	10	3
Defrauding, Misdemeanor	8	1	-
Offenses Against Family	3	-	-
Narcotics	293	248	125
Liquor Laws	20	8	5
Drunk	246	164	65
Disorderly Conduct	100	24	15
Loitering	8	-	17
Gambling	3	-	-
Drunk Driving	310	297	7
Vehicle Laws	93	43	18
Malicious Mischief	433	6	20
Arson	28	-	2
Warrants	-	190	-
Rec. Stolen Property	7	3	10
Fed. Offenses W/Out Money	11	4	-
Fed. Offenses with Money	1	-	-
Felonies, Misc.	34	4	-
Vehicle Burglary	265	-	-
Phone Booth Burglary	7	-	-
Boat Burglary	-	-	-
Aircraft Burglary	-	-	-
Theft, Petty	1481	76	182
Misdemeanors, Misc.	47	13	10
NON-CRIMINAL			
Persons Missing	347	-	320
Juvenile, Non-Criminal	203	-	25
Commitments	-	-	-
Misc. Non-Criminal	490	-	-
Suicide and Attempt	39	-	-
Mentally Ill	21	-	-
Accidents, Traffic	724	-	-
Accidents, Misc.	112	-	-
Persons Dead	44	-	-

LAKWOOD STATION

CITY OF PARAMOUNT

	CASES HANDLED	ADULTS ARRESTED	JUVENILES ARRESTED
TOTAL			
Fiscal Year 1973-74	5018	1366	701
Fiscal Year 1972-73	4713	1060	599
Percent Change	+6	+29	+17
SEVEN MAJOR OFFENSES			
Criminal Homicide	6	2	-
Forcible Rape	14	3	2
Robbery	124	39	37
Aggravated Assault	239	103	22
Burglary	728	107	84
Grand Theft	160	26	12
Grand Theft Auto	296	28	44
ALL OTHER OFFENSES			
Checks (Worthless)	31	2	-
Forgery	9	4	-
Sex Felonies	15	7	1
Sex Misdemeanors	21	7	2
Assaults, Non-Aggravated	174	54	16
Weapon Laws	45	27	10
Defrauding, Misdemeanors	2	-	1
Offenses Against Family	6	2	-
Narcotics	199	199	53
Liquor Laws	16	7	4
Drunk	218	225	17
Disorderly Conduct	51	24	17
Loitering	6	-	31
Gambling	3	1	-
Drunk Driving	151	149	5
Vehicle Laws	80	45	12
Malicious Mischief	243	4	15
Arson	26	2	1
Warrants	-	251	1
Rec. Stolen Property	7	5	5
Fed. Offenses W/Out Money	14	2	-
Fed. Offenses with Money	-	-	-
Felonies, Misc.	15	1	7
Vehicle Burglary	164	-	-
Phone Booth Burglary	1	-	-
Boat Burglary	-	-	-
Aircraft Burglary	-	-	-
Theft, Petty	546	28	60
Misdemeanors, Misc.	38	12	35
NON-CRIMINAL			
Persons Missing	219	-	183
Juvenile, Non-Criminal	-	-	24
Commitments	171	-	-
Misc. Non-Criminal	271	-	-
Suicide and Attempt	19	-	-
Mentally Ill	9	-	-
Accidents, Traffic	559	-	-
Accidents, Misc.	72	-	-
Persons Dead	50	-	-

LAKWOOD STATION

CASE ASSIGNMENTS

	ADULT DETECTIVES	JUVENILE DETECTIVES
TOTAL		
Fiscal Year 1973-74	12541	9263
Fiscal Year 1972-73	11546	7902
Percent Change	+9	+17
SEVEN MAJOR OFFENSES		
Criminal Homicide	-	-
Forcible Rape	45	37
Robbery	292	123
Aggravated Assault	609	172
Burglary	3505	840
Grand Theft	654	83
Grand Theft Auto	1199	76
ALL OTHER OFFENSES		
Checks (Worthless)	2679	-
Forgery	64	9
Sex Felonies	1	71
Sex Misdemeanors	4	253
Assaults, Non-Aggravated	80	227
Weapon Laws	108	51
Defrauding, Misdemeanor	8	3
Offenses Against Family	-	20
Narcotics	13	319
Liquor Laws	2	38
Drunk	10	106
Disorderly Conduct	132	101
Loitering	3	154
Gambling	-	-
Drunk Driving	14	22
Vehicle Laws	39	78
Malicious Mischief	580	815
Arson	7	27
Warrants	-	-
Rec. Stolen Property	13	23
Fed. Offenses W/Out Money	36	3
Fed. Offenses with Money	3	1
Felonies, Misc.	50	28
Vehicle Burglary	543	425
Phone Booth Burglary	19	1
Boat Burglary	1	-
Aircraft Burglary	-	-
Theft, Petty	1195	2837
Misdemeanors, Misc.	50	56
NON-CRIMINAL		
Persons Missing	7	1002
Juvenile, Non-Criminal	-	794
Commitments	-	-
Misc. Non-Criminal	481	452
Suicide and Attempt	77	2
Mentally Ill	1	1
Accidents, Traffic	-	-
Accidents, Misc.	17	13
Persons Dead	-	-

LAKWOOD STATION

SEVEN MAJOR OFFENSES BY REPORTING DISTRICT

REPORTING DISTRICT	TOTAL REPORTED OFFENSES	CRIMINAL HOMICIDE	FORCIBLE RAPE	ROBBERY	AGGRAVATED ASSAULT	BURGLARY	GRAND THEFT	GRAND THEFT AUTO
STATION TOTAL	7384	14	76	404	743	4159	737	1251
Cerritos								
1310	280	-	2	14	23	171	30	40
1311	229	-	1	20	16	52	24	116
1312	179	1	1	4	10	134	22	7
1313	320	-	1	7	16	236	33	27
1314	219	-	2	3	8	163	28	15
Lakewood								
1320	244	-	1	12	25	133	29	44
1321	197	-	2	11	19	132	11	22
1322	154	-	-	4	10	103	17	20
1323	227	1	-	7	12	124	24	59
1324	133	-	1	6	12	89	11	14
1325	118	-	3	2	8	90	9	6
1326	96	-	4	5	5	65	7	10
1327	231	-	2	4	21	164	13	27
1328	239	-	4	6	33	156	13	27
1329	149	-	-	14	3	43	27	62
Bellflower								
1331	128	-	2	2	12	82	9	21
1332	336	-	3	17	34	160	42	80
1333	409	-	4	26	38	231	38	72
1334	358	-	1	21	24	221	30	61
1335	416	1	11	33	49	189	56	77
1336	187	-	-	8	23	107	17	32
Artesia								
1348	245	2	2	11	36	145	24	25
1349	211	1	2	11	16	136	20	25

LAKWOOD STATION

SEVEN MAJOR OFFENSES BY REPORTING DISTRICT - CONTINUED

REPORTING DISTRICT	TOTAL REPORTED OFFENSES	CRIMINAL HOMICIDE	FORCIBLE RAPE	ROBBERY	AGGRAVATED ASSAULT	BURGLARY	GRAND THEFT	GRAND THEFT AUTO
Hawaiian Gardens								
1351	285	2	9	18	20	181	22	33
1352	158	-	4	7	23	91	12	21
Paramount								
1361	391	2	2	37	69	175	45	61
1362	423	2	4	33	80	170	28	106
1363	369	2	3	26	42	185	52	59
1364	384	-	5	28	48	198	35	70
Unincorporated								
1371	10	-	-	-	2	6	-	2
1372	25	-	-	4	4	8	4	5
1373	1	-	-	-	-	-	1	-
1374	17	-	-	-	-	13	2	2
1375	1	-	-	-	-	1	-	-
1376	4	-	-	-	-	3	1	-
1377	2	-	-	-	-	1	1	-
1378	2	-	-	1	-	1	-	-
1379	7	-	-	2	2	-	-	3

LAKWOOD STATION

SEVEN MAJOR OFFENSES CLEARED

	STATION TOTAL	UNINCORPORATED AREA	ARTESIA	BELLFLOWER
ACTUAL KNOWN OFFENSES				
TOTAL MAJOR OFFENSES*	7321	68	454	1821
Number Cleared	1187	9	84	277
Percent Cleared	16.2	13.2	18.5	15.2
WILFUL HOMICIDE	13	-	3	1
Number Cleared	9	-	2	1
Percent Cleared	69.2	-	66.7	100.0
FORCIBLE RAPE	76	-	4	21
Number Cleared	25	-	2	8
Percent Cleared	32.9	-	50.0	38.1
ROBBERY	403	7	22	107
Number Cleared	84	1	8	27
Percent Cleared	20.8	14.3	36.4	25.2
AGGRAVATED ASSAULT	743	8	52	180
Number Cleared	373	1	29	82
Percent Cleared	50.2	12.5	55.8	45.6
BURGLARY	4129	33	280	986
Number Cleared	544	5	36	126
Percent Cleared	13.2	15.2	12.9	12.8
GRAND THEFT	725	9	44	188
Number Cleared	69	2	4	6
Percent Cleared	9.5	22.2	9.1	3.2
GRAND THEFT AUTO	1232	11	49	338
Number Cleared	83	-	3	27
Percent Cleared	6.7	-	6.1	8.0

*Unfounded offense reports deducted from figures.

LAKWOOD STATION

SEVEN MAJOR OFFENSES CLEARED - CONTINUED

	CERRITOS	HAWAIIAN GARDENS	LAKWOOD	PARAMOUNT
ACTUAL KNOWN OFFENSES				
TOTAL MAJOR OFFENSES*	1216	438	1775	1549
Number Cleared	153	78	296	290
Percent Cleared	12.6	17.8	16.7	18.7
WILFUL HOMICIDE	1	2	-	6
Number Cleared	-	-	-	6
Percent Cleared	-	-	-	100.0
FORCIBLE RAPE	7	13	17	14
Number Cleared	3	4	4	4
Percent Cleared	42.9	30.8	23.5	28.6
ROBBERY	48	25	71	123
Number Cleared	7	4	14	23
Percent Cleared	14.6	16.0	19.7	18.7
AGGRAVATED ASSAULT	73	43	148	239
Number Cleared	22	21	94	124
Percent Cleared	30.1	48.8	63.5	51.9
BURGLARY	748	269	1091	722
Number Cleared	100	38	148	91
Percent Cleared	13.4	14.1	13.6	12.5
GRAND THEFT	135	34	160	155
Number Cleared	7	6	17	27
Percent Cleared	5.2	17.6	10.6	17.4
GRAND THEFT AUTO	204	52	288	290
Number Cleared	14	5	19	15
Percent Cleared	6.9	9.6	6.6	5.2

*Unfounded offense reports deducted from figures.

STOLEN AND RECOVERED PROPERTY

	AMOUNT STOLEN	AMOUNT RECOVERED	PERCENT
TOTAL	\$4,194,017	\$1,238,869	29.5
Robbery	130,085	27,315	21.0
Burglary	1,603,635	145,366	9.1
Theft	901,740	86,332	9.6
Auto Theft	1,364,344	969,394	-
Checks	6,440	-	-
Miscellaneous	187,773	10,462	5.6
Number of Vehicles Recovered		960	

*Percentage not given as figures for first eleven months of Fiscal Year 1973-74 include recoveries made for other agencies.

TRAFFIC ACCIDENT AND ENFORCEMENT SUMMARY

LAKWOOD STATION

CLASSIFICATION	STATION TOTAL		UNINCORPORATED AREA TOTAL		CERRITOS	
	TRAFFIC ACCIDENTS	TRAFFIC CITATIONS	TRAFFIC ACCIDENTS	TRAFFIC CITATIONS	TRAFFIC ACCIDENTS	TRAFFIC CITATIONS
TOTAL: 1973-74	2690	49508	N. A.	116	328	9169
TOTAL: 1972-73	2816	43581	N. A.	85	321	9931
PERCENT CHANGE	-4	+14	-	+36	+2	-8
Hazardous Violations:		31328		92		4067
Speed	277	8792			47	1008
Fail Yield Uncont I/S	7	24			1	4
Fail Yield Turn Left	285	611			20	74
Fail Yield Enter Hwy	271	317			35	39
Fail Yield M/V All Other	18	130			4	31
Failed to Yield to Ped	30	79			2	6
Failed Obey Stop Sign	39	2596			6	266
Failed Obey Other Signs	4	2056			1	655
Failed Obey Traf Signal	202	3748			50	558
Failed Obey Other Traf Dev	15	464			4	183
Made Unsafe Turn	120	1213			20	147
Failed to Signal	21	722			2	37
Wrong Side Way on St	165	746			22	156
Following Too Closely	56	158			7	24
Unsafe Passing	22	56			1	8
Fail Stay in One Lane	84	268			12	31
Unsafe Parking	1	2256			-	268
Unsafe Acts Non-Driving	8	92			1	7
Unsafe Cond or Oper	6	646			1	58
Inad Unsafe Headlights	-	311			-	26
Inad Unsafe Tail/Brk Lt	1	220			-	10
All Other Unsafe Lights	6	2166			1	147
Inad Defect Brakes	17	51			4	5
Unsafe Equipment Other	-	2245			-	190
Towing/Loading Rules	1	7			1	2
Size/Weight Rules	-	122			-	3
Ped Failed to Yield	39	34			7	1
Other Ped Violation	4	225			-	38
Reckless Driving	20	441			3	42
Drunk Driving	415	1			35	-
Other Haz Driving Viol	128	531		92	8	43
No Violation	77				5	
Violation Unknown	351				28	
Non-Hazardous Violations:		18180		24		5102

TRAFFIC ACCIDENT AND ENFORCEMENT SUMMARY

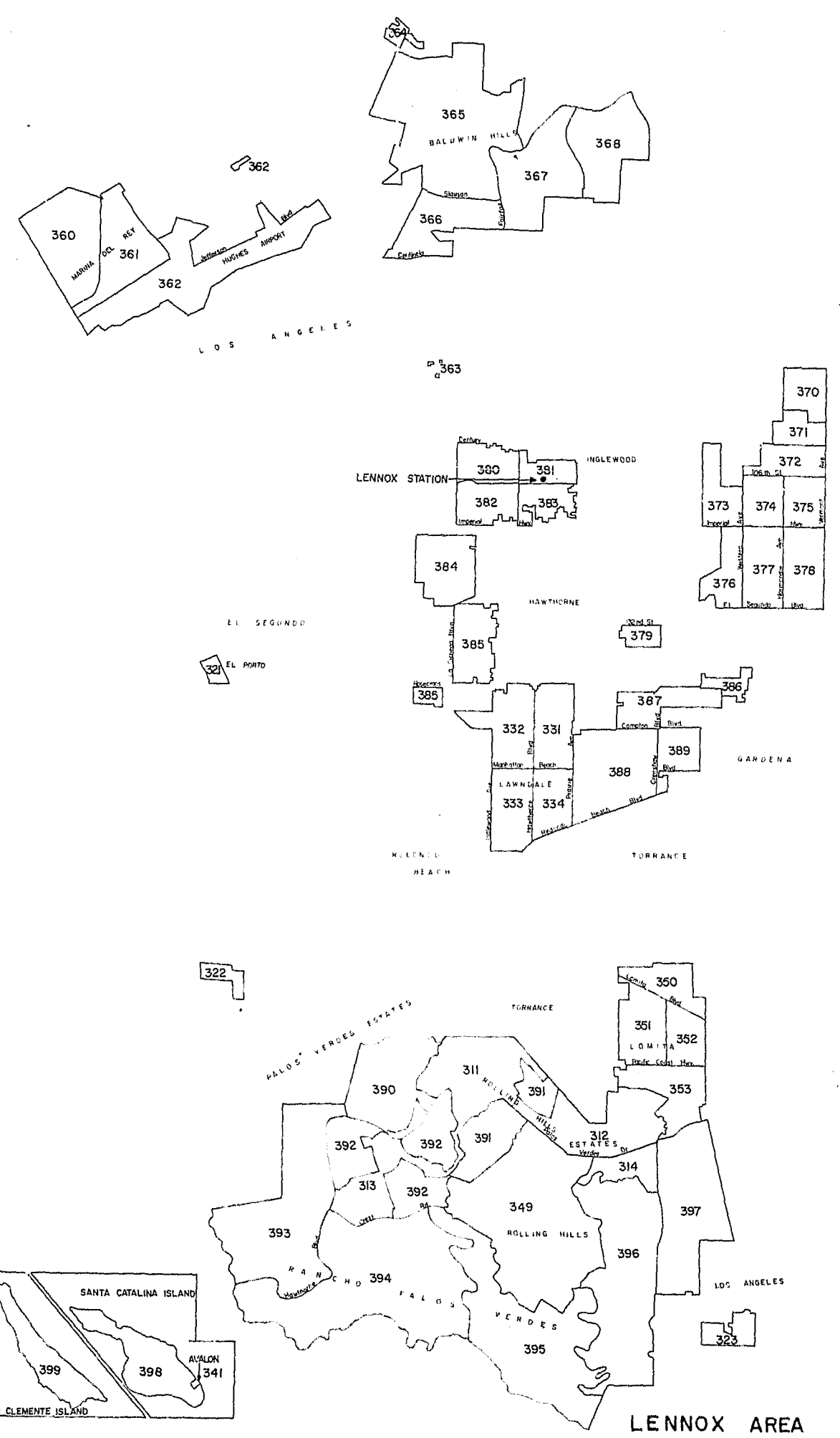
LAKWOOD STATION - CONTINUED

CLASSIFICATION	LAKWOOD		BELLFLOWER		ARTESIA	
	TRAFFIC ACCIDENTS	TRAFFIC CITATIONS	TRAFFIC ACCIDENTS	TRAFFIC CITATIONS	TRAFFIC ACCIDENTS	TRAFFIC CITATIONS
TOTAL: 1973-74	724	13778	790	14393	147	2749
TOTAL: 1972-73	788	12252	861	11418	171	2106
PERCENT CHANGE	-8	+12	-8	+26	-14	+31
Hazardous Violations:		10178		8621		2208
Speed	62	3760	85	1140	11	720
Fail Yield Uncont I/S	4	7	1	1	-	11
Fail Yield Turn Left	76	152	105	194	26	66
Fail Yield Enter Hwy	69	107	84	80	18	24
Fail Yield M/V All Other	6	22	5	53	-	12
Failed to Yield to Ped	5	26	8	23	-	4
Failed Obey Stop Sign	13	1146	8	491	2	351
Failed Obey Other Signs	-	561	2	282	-	51
Failed Obey Traf Signal	56	1250	41	951	8	211
Failed Obey Other Traf Dev	4	205	3	47	-	8
Made Unsafe Turn	26	296	29	512	8	70
Failed to Signal	2	76	6	499	-	38
Wrong Side Way on St	41	225	47	143	17	86
Following Too Closely	18	55	19	45	3	6
Unsafe Passing	6	19	6	17	2	-
Fail Stay in One Lane	16	56	27	89	5	20
Unsafe Parking	-	885	-	530	-	112
Unsafe Acts Non-Driving	1	10	4	59	-	2
Unsafe Cond or Oper	3	143	1	274	-	43
Inad Unsafe Headlights	-	45	-	175	-	23
Inad Unsafe Tail/Brk Lt	-	49	-	94	-	18
All Other Unsafe Lights	2	239	3	1411	-	106
Inad Defect Brakes	4	5	5	23	2	2
Unsafe Equipment Other	-	501	-	988	-	153
Towing/Loading Rules	-	2	-	3	-	-
Size/Weight Rules	-	38	-	59	-	2
Ped Failed to Yield	12	1	5	26	2	1
Other Ped Violation	2	46	1	90	-	16
Reckless Driving	7	111	5	163	2	25
Drunk Driving	115	1	134	-	25	-
Other Haz Driving Viol	39	139	47	159	3	27
No Violation	36		17		3	
Violation Unknown	99		92		10	
Non-Hazardous Violations:		3600		5772		541

TRAFFIC ACCIDENT AND ENFORCEMENT SUMMARY

LAKWOOD STATION - CONTINUED

CLASSIFICATION	HAWAIIAN GARDENS		PARAMOUNT	
	TRAFFIC ACCIDENTS	TRAFFIC CITATIONS	TRAFFIC ACCIDENTS	TRAFFIC CITATIONS
TOTAL: 1973-74	142	2729	559	6574
TOTAL: 1972-73	154	2472	521	5317
PERCENT CHANGE	-8	+10	+7	+24
Hazardous Violations:		1656		4506
Speed	20	442	52	1722
Fail Yield Uncont 1/S	-	1	1	-
Fail Yield Turn Left	6	19	52	106
Fail Yield Enter Hwy	16	18	49	49
Fail Yield M/V All Other	-	3	3	9
Failed to Yield to Ped	2	10	13	10
Failed Obey Stop Sign	2	213	8	129
Failed Obey Other Signs	-	48	1	459
Failed Obey Traf Signal	6	167	41	611
Failed Obey Other Traf Dev	2	7	2	14
Made Unsafe Turn	10	53	27	135
Failed to Signal	-	27	11	45
Wrong Side Way on St	6	59	32	77
Following Too Closely	1	8	8	20
Unsafe Passing	1	1	6	11
Fail Stay in One Lane	3	21	21	51
Unsafe Parking	-	159	1	302
Unsafe Acts/Non-Driving	1	9	1	5
Unsafe Cond or Oper	1	54	-	74
Inad/Unsafe Headlights	-	14	-	28
Inad/Unsafe Tail/Brk Lt	-	14	1	35
All Other Unsafe Lights	-	76	-	187
Inad/Defect Brakes	-	2	2	14
Unsafe Equipment Other	-	166	-	247
Towing/Loading Rules	-	-	-	-
Size/Weight Rules	-	4	-	16
Ped Failed to Yield	4	4	9	1
Other Ped Violation	-	20	1	15
Reckless Driving	-	16	3	84
Drunk Driving	21	-	85	-
Other Haz Driving Viol	5	21	26	50
No Violation	5		11	
Violation Unknown	30		92	
Non-Hazardous Violations:		1073		2068



LENNOX STATION

SYNOPSIS

	FISCAL YEAR 1973-74	FISCAL YEAR 1972-73	PERCENT CHANGE	PROJECTION 1974-75
SEVEN MAJOR OFFENSES				
Crime Rate per 10,000 Population	488.04	461.52	+ 6	
NUMBER OF CASES HANDLED				
Criminal Homicide	32	22	+ 45	30
Forcible Rape	127	137	- 7	135
Robbery	841	807	+ 4	860
Aggravated Assault	1124	1016	+ 11	1200
Burglary	5641	5189	+ 9	5775
Grand Theft	707	659	+ 7	745
Grand Theft Auto	1725	1688	+ 2	1910
TOTAL CASES HANDLED	23008	22349	+ 3	23870
ADULTS ARRESTED	6767	5115	+ 32	6870
JUVENILES ARRESTED	3086	2772	+ 11	3240
CASE ASSIGNMENTS TO ADULT DETECTIVES	12192	11837	+ 3	12765
CASE ASSIGNMENTS TO JUVENILE DETECTIVES	6112	6179	- 1	6490
TRAFFIC				
Total Citations	37406	36779	+ 2	N. C.
Total Accidents	599	558	+ 7	N. C.

PERCENTAGE CHANGES BY STATION AREA

STATION AREA	CASES HANDLED	ADULTS ARRESTED	JUVENILES ARRESTED
Avalon	+17	+71	- 36
Lawndale	- 3	+21	+ 1
Lomita	+ 2	+40	- 3
Marina Del Rey	+15	+45	+ 20
Rancho Palos Verdes	N. C.	N. C.	N. C.
Rolling Hills	+27	-18	+100
Rolling Hills Estates	-	+51	+ 8
Unincorporated Area	-	+31	+ 12

ANALYSIS OF CAUSES FOR ARREST IN LENNOX STATION AREA

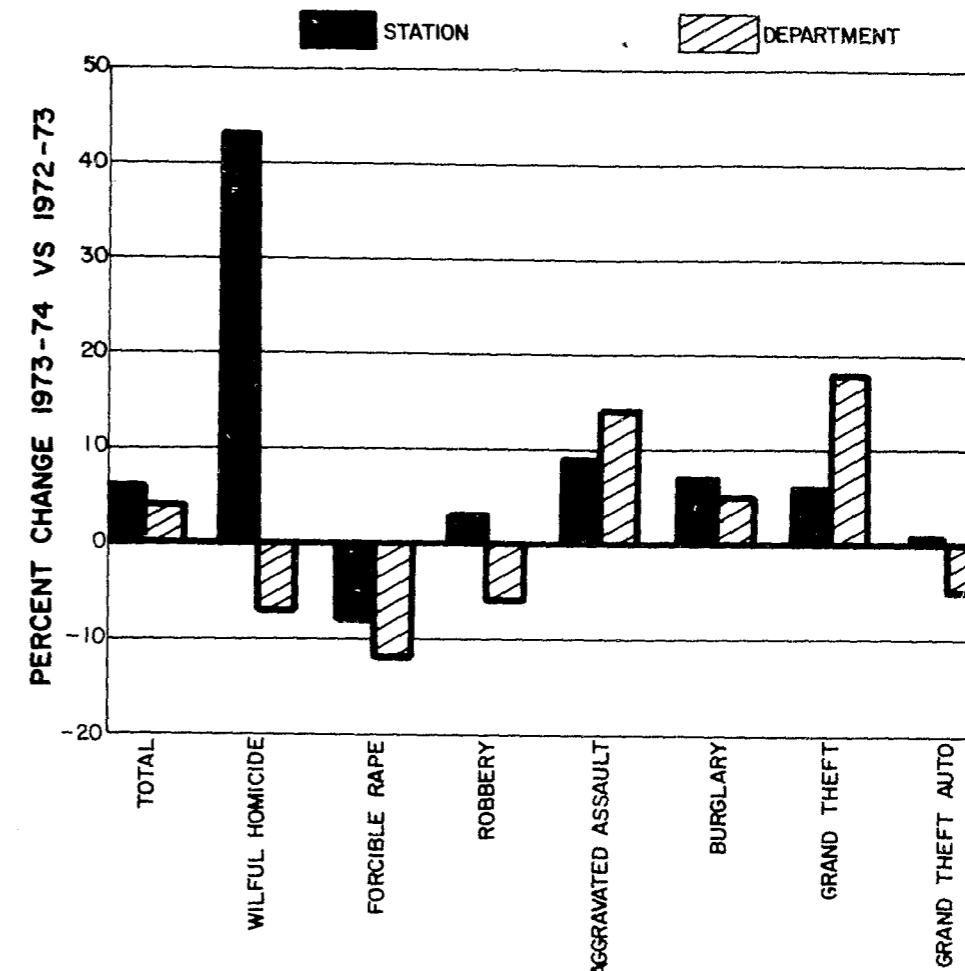
MOST FREQUENT CHARGES

Adult - Male	
Warrants	19
Narcotics	18
Drunk	18
Female	
Narcotics	18, 19
Sex Misdemeanors	21
Warrants	19, 23, 24
Juvenile - Male	
Burglary	16
Narcotics	17
Grand Theft Auto	15
Female	
Persons Missing	15
Narcotics	17
Petty Theft	17

MOST FREQUENT AGES

CRIME RATE

LENNOX



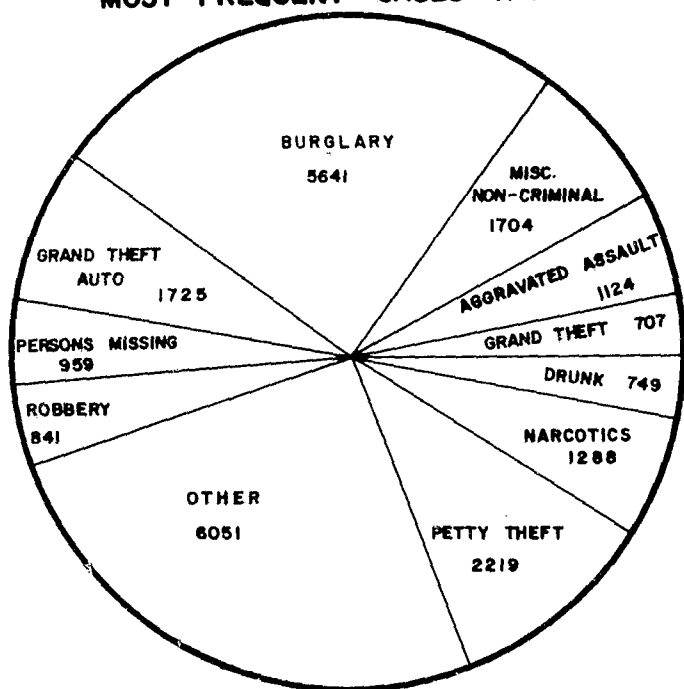
SEVEN MAJOR OFFENSES

	AREA IN SQUARE MILES	POPULATION			CRIME RATE PER 10,000 SEVEN MAJOR OFFENSES		
		1973-74	1972-73	% CHANGE	1973-74	1972-73	% CHANGE
TOTAL AREA	170.73	208,940	206,231	+ 1	488.04	461.52	+ 6
UNINCORPORATED AREA	147.12	117,740	150,929	- 22	675.30	496.86	+ 36
AVALON	1.25	1,533	1,525	+ 1	339.20	432.79	- 22
LAWNDALE	1.93	24,047	24,688	- 3	438.31	409.92	+ 7
LOMITA	1.80	19,435	19,957	- 3	332.39	333.72	-
RANCHO PALOS VERDES*	12.31	36,700	-	-	67.03	-	-
ROLLING HILLS	2.98	2,134	2,101	+ 2	210.87	171.35	+ 23
ROLLING HILLS ESTATES	3.34	7,351	7,031	+ 5	276.15	339.92	- 19

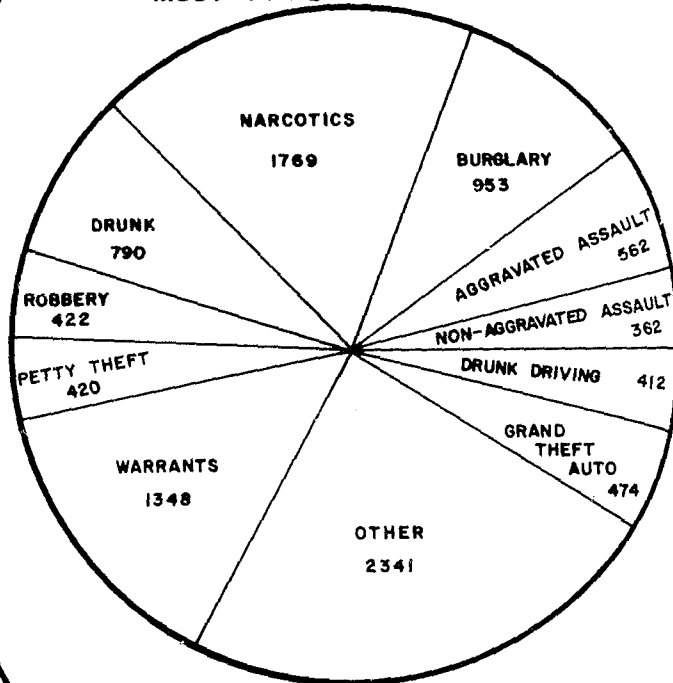
* INCORPORATED SEPTEMBER 28, 1973

LENNOX

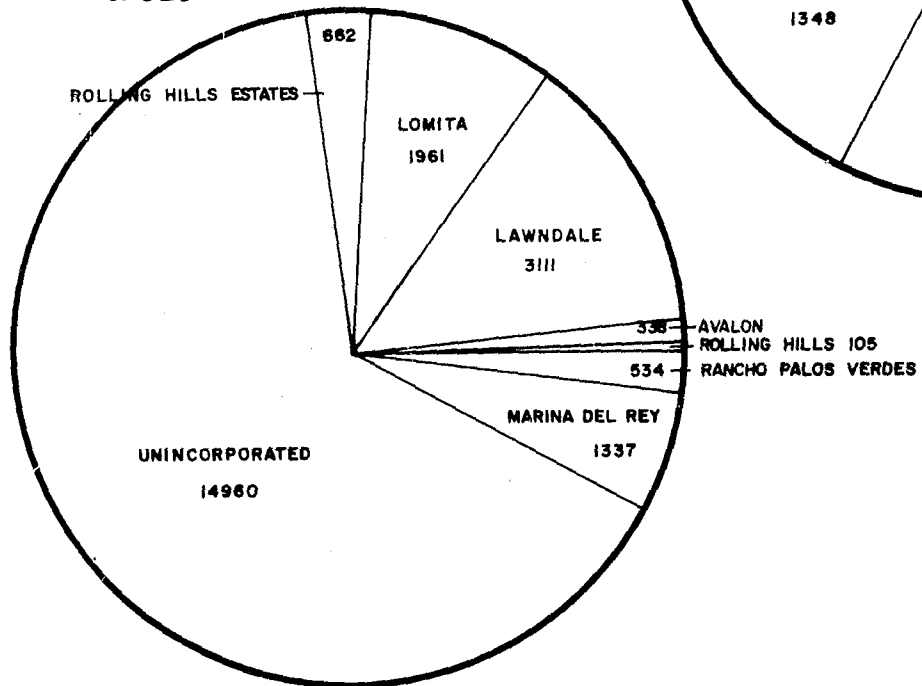
MOST FREQUENT CASES HANDLED



MOST FREQUENT ARRESTS



CASES HANDLED BY LOCATION



LENNOX STATION

TOTAL

	CASES HANDLED	ADULTS ARRESTED	JUVENILES ARRESTED
TOTAL			
Fiscal Year 1973-74	23008	6767	3086
Fiscal Year 1972-73	22349	5115	2772
Percent Change	+3	+32	+11
SEVEN MAJOR OFFENSES			
Criminal Homicide	32	22	4
Forcible Rape	127	23	27
Robbery	841	271	151
Aggravated Assault	1124	427	135
Burglary	5641	403	550
Grand Theft	707	50	43
Grand Theft Auto	1725	229	245
ALL OTHER OFFENSES			
Checks (Worthless)	125	6	-
Forgery	68	35	3
Sex Felonies	53	29	4
Sex Misdemeanors	338	205	55
Assaults, Non-Aggravated	638	255	107
Weapon Laws	359	204	91
Defrauding, Misdemeanor	20	2	1
Offenses Against Family	8	3	-
Narcotics	1288	1302	467
Liquor Laws	75	30	48
Drunk	749	706	84
Disorderly Conduct	244	123	112
Loitering	55	1	182
Gambling	49	35	2
Drunk Driving	394	396	16
Vehicle Laws	462	279	64
Malicious Mischief	634	15	48
Arson	124	4	6
Warrants	-	1348	-
Rec. Stolen Property	58	59	56
Fed. Offenses W/Out Money	24	4	3
Fed. Offenses with Money	12	-	-
Felonies, Misc.	82	38	13
Vehicle Burglary	688	-	1
Phone Booth Burglary	2	-	-
Boat Burglary	83	-	-
Aircraft Burglary	-	-	-
Theft, Petty	2219	192	228
Misdemeanors, Misc.	191	71	65
NON-CRIMINAL			
Persons Missing	959	-	177
Juvenile, Non-Criminal	45	-	98
Commitments	-	-	-
Misc. Non-Criminal	1704	-	-
Suicide and Attempt	121	-	-
Mentally Ill	59	-	-
Accidents, Traffic	599	-	-
Accidents, Misc.	124	-	-
Persons Dead	158	-	-

LENNOX STATION

UNINCORPORATED AREA

	CASES HANDLED	ADULTS ARRESTED	JUVENILES ARRESTED
TOTAL			
Fiscal Year 1973-74	14960	4504	2223
Fiscal Year 1972-73	15032	3443	1986
Percent Change	-	+31	+12
SEVEN MAJOR OFFENSES			
Criminal Homicide	25	18	4
Forcible Rape	108	18	24
Robbery	714	217	146
Aggravated Assault	837	321	99
Burglary	4063	285	418
Grand Theft	403	33	26
Grand Theft Auto	1227	158	173
ALL OTHER OFFENSES			
Checks (Worthless)	119	4	-
Forgery	36	21	3
Sex Felonies	37	21	3
Sex Misdemeanors	232	164	39
Assaults, Non-Aggravated	446	169	80
Weapon Laws	263	149	83
Defrauding, Misdemeanor	3	1	-
Offenses Against Family	6	2	-
Narcotics	845	822	303
Liquor Laws	36	15	27
Drunk	457	420	58
Disorderly Conduct	165	79	85
Loitering	45	1	148
Gambling	45	33	2
Drunk Driving	195	199	11
Vehicle Laws	296	188	38
Malicious Mischief	378	14	33
Arson	104	-	6
Warrants	-	893	-
Rec. Stolen Property	43	42	41
Fed. Offenses W/Out Money	11	2	3
Fed. Offenses with Money	7	-	-
Felonies, Misc.	55	29	8
Vehicle Burglary	467	-	1
Phone Booth Burglary	-	-	-
Boat Burglary	2	-	-
Aircraft Burglary	-	-	-
Theft, Petty	1262	144	168
Misdemeanors, Misc.	121	42	37
NON-CRIMINAL			
Persons Missing	572	-	99
Juvenile, Non-Criminal	30	-	57
Commitments	-	-	-
Misc. Non-Criminal	1043	-	-
Suicide and Attempt	76	-	-
Mentally Ill	39	-	-
Accidents, Traffic	-	-	-
Accidents, Misc.	40	-	-
Persons Dead	107	-	-

LENNOX STATION

CITY OF AVALON

	CASES HANDLED	ADULTS ARRESTED	JUVENILES ARRESTED
TOTAL			
Fiscal Year 1973-74	338	132	21
Fiscal Year 1972-73	288	77	33
Percent Change	+17	+71	-36
SEVEN MAJOR OFFENSES			
Criminal Homicide	-	-	-
Forcible Rape	-	1	-
Robbery	-	1	-
Aggravated Assault	11	7	-
Burglary	26	3	3
Grand Theft	14	2	-
Grand Theft Auto	1	3	-
ALL OTHER OFFENSES			
Checks (Worthless)	1	-	-
Forgery	-	-	-
Sex Felonies	1	-	1
Sex Misdemeanors	-	-	-
Assaults, Non-Aggravated	16	11	-
Weapon Laws	-	-	-
Defrauding, Misdemeanor	-	-	-
Offenses Against Family	-	-	-
Narcotics	28	38	9
Liquor Laws	6	-	1
Drunk	45	49	2
Disorderly Conduct	6	8	-
Loitering	2	-	-
Gambling	-	-	-
Drunk Driving	4	2	-
Vehicle Laws	2	1	-
Malicious Mischief	23	1	-
Arson	2	1	-
Warrants	-	3	-
Rec. Stolen Property	-	-	-
Fed. Offenses W/Out Money	1	-	-
Fed. Offenses with Money	-	-	-
Felonies, Misc.	-	-	-
Vehicle Burglary	2	-	-
Phone Booth Burglary	-	-	-
Boat Burglary	1	-	-
Aircraft Burglary	-	-	-
Theft, Petty	66	1	-
Misdemeanor, Misc.	6	-	-
NON-CRIMINAL			
Persons Missing	4	-	3
Juvenile, Non-Criminal	1	-	2
Commitments	-	-	-
Misc. Non-Criminal	53	-	-
Suicide and Attempt	3	-	-
Mentally Ill	-	-	-
Accidents, Traffic	7	-	-
Accidents, Misc.	6	-	-
Persons Dead	-	-	-

LENNOX STATION
CITY OF LAWNSDALE

	CASES HANDLED	ADULTS ARRESTED	JUVENILES ARRESTED
TOTAL			
Fiscal Year 1973-74	3111	1025	408
Fiscal Year 1972-73	3198	848	405
Percent Change	-3	+21	+1
SEVEN MAJOR OFFENSES			
Criminal Homicide	2	2	-
Forcible Rape	7	1	2
Robbery	72	22	3
Aggravated Assault	138	54	24
Burglary	584	60	58
Grand Theft	61	7	5
Grand Theft Auto	190	38	47
ALL OTHER OFFENSES			
Checks (Worthless)	1	-	-
Forgery	18	5	-
Sex Felonies	4	3	-
Sex Misdemeanors	41	5	6
Assaults, Non-Aggravated	80	36	14
Weapon Laws	56	36	2
Defrauding, Misdemeanor	4	1	1
Offenses Against Family	1	1	-
Narcotics	184	221	59
Liquor Laws	14	4	9
Drunk	131	121	12
Disorderly Conduct	29	18	9
Loitering	4	-	19
Gambling	2	2	-
Drunk Driving	88	87	2
Vehicle Laws	79	48	17
Malicious Mischief	74	-	5
Arson	4	-	-
Warrants	-	203	-
Rec. Stolen Property	3	4	4
Fed. Offenses W/Out Money	4	1	-
Fed. Offenses with Money	2	-	-
Felonies, Misc.	9	4	2
Vehicle Burglary	57	-	-
Phone Booth Burglary	-	-	-
Boat Burglary	-	-	-
Aircraft Burglary	-	-	-
Theft, Petty	329	27	23
Misdemeanors, Misc.	21	12	14
NON-CRIMINAL			
Persons Missing	184	-	43
Juvenile, Non-Criminal	6	-	28
Commitments	-	-	-
Misc. Non-Criminal	249	-	-
Suicide and Attempt	15	-	-
Mentally Ill	10	-	-
Accidents, Traffic	309	-	-
Accidents, Misc.	29	-	-
Persons Dead	16	-	-

LENNOX STATION
CITY OF LOMITA

	CASES HANDLED	ADULTS ARRESTED	JUVENILES ARRESTED
TOTAL			
Fiscal Year 1973-74	1961	609	208
Fiscal Year 1972-73	1920	434	215
Percent Change	+2	+40	-3
SEVEN MAJOR OFFENSES			
Criminal Homicide	3	-	-
Forcible Rape	6	1	1
Robbery	23	19	2
Aggravated Assault	78	28	9
Burglary	388	30	25
Grand Theft	43	3	2
Grand Theft Auto	105	16	14
ALL OTHER OFFENSES			
Checks (Worthless)	-	-	-
Forgery	1	1	-
Sex Felonies	6	2	-
Sex Misdemeanors	26	6	3
Assaults, Non-Aggravated	48	24	9
Weapon Laws	26	14	4
Defrauding, Misdemeanor	1	-	-
Offenses Against Family	1	-	-
Narcotics	127	140	49
Liquor Laws	17	6	9
Drunk	63	60	9
Disorderly Conduct	13	13	15
Loitering	3	-	10
Gambling	-	-	-
Drunk Driving	72	78	1
Vehicle Laws	43	20	8
Malicious Mischief	52	-	-
Arson	3	1	-
Warrants	-	131	-
Rec. Stolen Property	10	6	6
Fed. Offenses W/Out Money	2	1	-
Fed. Offenses with Money	2	-	-
Felonies, Misc.	7	2	2
Vehicle Burglary	46	-	-
Phone Booth Burglary	-	-	-
Boat Burglary	-	-	-
Aircraft Burglary	-	-	-
Theft, Petty	193	2	7
Misdemeanors, Misc.	11	5	8
NON-CRIMINAL			
Persons Missing	113	-	13
Juvenile, Non-Criminal	2	-	2
Commitments	-	-	-
Misc. Non-Criminal	176	-	-
Suicide and Attempt	20	-	-
Mentally Ill	5	-	-
Accidents, Traffic	190	-	-
Accidents, Misc.	21	-	-
Persons Dead	15	-	-

LENNOX STATION

MARINA DEL REY

	CASES HANDLED	ADULTS ARRESTED	JUVENILES ARRESTED
TOTAL			
Fiscal Year 1973-74	1337	340	65
Fiscal Year 1972-73	1164	234	54
Percent Change	+15	+45	+20
SEVEN MAJOR OFFENSES			
Criminal Homicide	1	1	-
Forcible Rape	5	2	-
Robbery	22	10	-
Aggravated Assault	29	12	-
Burglary	241	17	19
Grand Theft	136	4	7
Grand Theft Auto	140	7	8
ALL OTHER OFFENSES			
Checks (Worthless)	2	2	-
Forgery	12	8	-
Sex Felonies	4	1	-
Sex Misdemeanors	29	26	1
Assaults, Non-Aggravated	28	9	-
Weapon Laws	7	5	1
Defrauding, Misdemeanor	11	-	-
Offenses Against Family	-	-	-
Narcotics	41	47	6
Liquor Laws	1	-	-
Drunk	40	44	-
Disorderly Conduct	14	3	-
Loitering	-	-	-
Gambling	2	-	-
Drunk Driving	16	17	-
Vehicle Laws	17	9	-
Malicious Mischief	35	-	-
Arson	4	-	-
Warrants	-	90	-
Rec. Stolen Property	2	3	3
Fed. Offenses W/Out Money	2	-	-
Fed. Offenses with Money	-	-	-
Felonies, Misc.	5	1	1
Vehicle Burglary	69	-	-
Phone Booth Burglary	2	-	-
Boat Burglary	80	-	-
Aircraft Burglary	-	-	-
Theft, Petty	198	11	8
Misdemeanors, Misc.	29	11	2
NON-CRIMINAL			
Persons Missing	9	-	6
Juvenile, Non-Criminal	5	-	3
Commitments	-	-	-
Misc. Non-Criminal	83	-	-
Suicide and Attempt	2	-	-
Mentally Ill	2	-	-
Accidents, Traffic	-	-	-
Accidents, Misc.	2	-	-
Persons Dead	10	-	-

LENNOX STATION

CITY OF RANCHO PALOS VERDES*

	CASES HANDLED	ADULTS ARRESTED	JUVENILES ARRESTED
TOTAL			
Fiscal Year 1973-74	534	45	71
Fiscal Year 1972-73	-	-	-
Percent Change	N. C.	N. C.	N. C.
SEVEN MAJOR OFFENSES			
Criminal Homicide	-	-	-
Forcible Rape	1	-	-
Robbery	4	2	-
Aggravated Assault	16	1	-
Burglary	160	4	8
Grand Theft	23	1	-
Grand Theft Auto	42	1	3
ALL OTHER OFFENSES			
Checks (Worthless)	1	-	-
Forgery	1	-	-
Sex Felonies	1	2	-
Sex Misdemeanors	3	2	-
Assaults, Non-Aggravated	12	3	-
Weapon Laws	2	-	1
Defrauding, Misdemeanor	-	-	-
Offenses Against Family	-	-	-
Narcotics	23	11	20
Liquor Laws	-	-	-
Drunk	6	1	1
Disorderly Conduct	7	2	3
Loitering	-	-	3
Gambling	-	-	2
Drunk Driving	2	2	-
Vehicle Laws	5	2	-
Malicious Mischief	29	-	6
Arson	2	-	-
Warrants	-	8	-
Rec. Stolen Property	-	1	1
Fed. Offenses W/Out Money	4	-	-
Fed. Offenses with Money	-	-	-
Felonies, Misc.	1	1	-
Vehicle Burglary	23	-	-
Phone Booth Burglary	-	-	-
Boat Burglary	-	-	-
Aircraft Burglary	-	-	-
Theft, Petty	71	1	7
Misdemeanors, Misc.	1	-	3
NON-CRIMINAL			
Persons Missing	41	-	8
Juvenile, Non-Criminal	-	-	5
Commitments	-	-	-
Misc. Non-Criminal	36	-	-
Suicide and Attempt	5	-	-
Mentally Ill	2	-	-
Accidents, Traffic	1	-	-
Accidents, Misc.	4	-	-
Persons Dead	5	-	-

*Last 4 months of Fiscal Year 1973-74

LENNOX STATION
CITY OF ROLLING HILLS

	CASES HANDLED	ADULTS ARRESTED	JUVENILES ARRESTED
TOTAL			
Fiscal Year 1973-74	105	9	10
Fiscal Year 1972-73	83	11	5
Percent Change	+27	-18	+100
SEVEN MAJOR OFFENSES			
Criminal Homicide	-	-	-
Forcible Rape	-	-	-
Robbery	-	-	-
Aggravated Assault	3	-	1
Burglary	34	1	4
Grand Theft	7	-	-
Grand Theft Auto	1	-	-
ALL OTHER OFFENSES			
Checks (Worthless)	-	-	-
Forgery	-	-	-
Sex Felonies	-	-	-
Sex Misdemeanors	-	-	-
Assaults, Non-Aggravated	-	-	-
Weapon Laws	-	-	-
Defrauding, Misdemeanor	-	-	-
Offenses Against Family	-	-	-
Narcotics	3	3	2
Liquor Laws	-	-	-
Drunk	-	-	-
Disorderly Conduct	1	-	-
Loitering	-	-	-
Gambling	-	-	-
Drunk Driving	4	2	1
Vehicle Laws	1	-	-
Malicious Mischief	10	-	-
Arson	-	-	-
Warrants	-	2	-
Rec. Stolen Property	-	1	-
Fed. Offenses W/Out Money	-	-	-
Fed. Offenses with Money	-	-	-
Felonies, Misc.	-	-	-
Vehicle Burglary	1	-	-
Phone Booth Burglary	-	-	-
Boat Burglary	-	-	-
Aircraft Burglary	-	-	-
Theft, Petty	5	-	-
Misdemeanors, Misc.	1	-	-
NON-CRIMINAL			
Persons Missing	7	-	1
Juvenile, Non-Criminal	-	-	1
Commitments	-	-	-
Misc. Non-Criminal	12	-	-
Suicide and Attempt	-	-	-
Mentally Ill	-	-	-
Accidents, Traffic	15	-	-
Accidents, Misc.	-	-	-
Persons Dead	-	-	-

LENNOX STATION
CITY OF ROLLING HILLS ESTATES

	CASES HANDLED	ADULTS ARRESTED	JUVENILES ARRESTED
TOTAL			
Fiscal Year 1973-74	662	103	80
Fiscal Year 1972-73	664	68	74
Percent Change	-	+51	+8
SEVEN MAJOR OFFENSES			
Criminal Homicide	1	1	-
Forcible Rape	-	-	-
Robbery	6	-	-
Aggravated Assault	12	4	2
Burglary	145	3	15
Grand Theft	20	-	3
Grand Theft Auto	19	6	-
ALL OTHER OFFENSES			
Checks (Worthless)	1	-	-
Forgery	-	-	-
Sex Felonies	-	-	-
Sex Misdemeanors	7	2	6
Assaults, Non-Aggravated	8	3	4
Weapon Laws	5	-	-
Defrauding, Misdemeanor	1	-	-
Offenses Against Family	-	-	-
Narcotics	37	20	19
Liquor Laws	1	4	1
Drunk	7	10	-
Disorderly Conduct	9	2	-
Loitering	1	-	3
Gambling	-	-	-
Drunk Driving	13	9	1
Vehicle Laws	19	11	1
Malicious Mischief	33	-	4
Arson	5	-	-
Warrants	-	18	-
Rec. Stolen Property	-	2	1
Fed. Offenses W/Out Money	-	-	-
Fed. Offenses with Money	1	-	-
Felonies, Misc.	5	1	-
Vehicle Burglary	23	-	-
Phone Booth Burglary	-	-	-
Boat Burglary	-	-	-
Aircraft Burglary	-	-	-
Theft, Petty	95	6	15
Misdemeanors, Misc.	1	1	1
NON-CRIMINAL			
Persons Missing	29	-	4
Juvenile, Non-Criminal	1	-	-
Commitments	-	-	-
Misc. Non-Criminal	52	-	-
Suicide and Attempt	-	-	-
Mentally Ill	1	-	-
Accidents, Traffic	77	-	-
Accidents, Misc.	22	-	-
Persons Dead	5	-	-

LENNOX STATION

CASE ASSIGNMENTS

	ADULT DETECTIVES	JUVENILE DETECTIVES
TOTAL		
Fiscal Year 1973-74	12192	6112
Fiscal Year 1972-73	11837	6179
Percent Change	+3	-1
SEVEN MAJOR OFFENSES		
Criminal Homicide	-	-
Forcible Rape	83	49
Robbery	612	309
Aggravated Assault	895	268
Burglary	5011	823
Grand Theft	645	76
Grand Theft Auto	1676	123
ALL OTHER OFFENSES		
Checks (Worthless)	497	-
Forgery	41	2
Sex Felonies	4	43
Sex Misdemeanors	1	159
Assaults, Non-Aggravated	69	181
Weapon Laws	200	97
Defrauding, Misdemeanor	13	6
Offenses Against Family	-	10
Narcotics	34	316
Liquor Laws	2	33
Drunk	11	66
Disorderly Conduct	104	66
Loitering	-	52
Gambling	-	1
Drunk Driving	8	15
Vehicle Laws	40	72
Malicious Mischief	187	407
Arson	6	14
Warrants	-	-
Rec. Stolen Property	53	23
Fed. Offenses W/Out Money	22	3
Fed. Offenses with Money	11	1
Felonies, Misc.	50	22
Vehicle Burglary	516	194
Phone Booth Burglary	2	-
Boat Burglary	83	2
Aircraft Burglary	-	-
Theft, Petty	650	1418
Misdemeanors, Misc.	38	45
NON-CRIMINAL		
Persons Missing	1	840
Juvenile, Non-Criminal	-	44
Commitments	-	-
Misc. Non-Criminal	501	308
Suicide and Attempt	93	7
Mentally Ill	1	1
Accidents, Traffic	-	-
Accidents, Misc.	32	16
Persons Dead	-	-

LENNOX STATION

SEVEN MAJOR OFFENSES BY REPORTING DISTRICT

REPORTING DISTRICT	TOTAL REPORTED OFFENSES	CRIMINAL HOMICIDE	FORCIBLE RAPE	ROBBERY	AGGRAVATED ASSAULT	BURGLARY	GRAND THEFT	GRAND THEFT AUTO
STATION TOTAL	10197	32	127	841	1124	5641	707	1725
Rolling Hills Estates								
311	69	-	-	1	5	53	5	5
312	57	-	-	1	3	48	4	1
313	50	-	-	4	1	28	8	9
314	21	1	-	-	3	15	-	2
315	6	-	-	-	-	1	3	2
Lawndale								
331	249	-	4	19	38	126	16	46
332	303	-	1	17	32	176	18	59
333	320	1	1	25	56	158	19	60
334	182	1	1	11	12	124	8	25
Avalon								
341	52	-	-	-	11	26	14	1
Rolling Hills								
349	45	-	-	-	3	34	7	1
Lomita								
350	82	-	-	3	11	55	6	7
351	158	-	1	7	22	83	12	33
352	141	-	4	4	25	83	6	19
353	265	3	1	9	20	167	19	46
Marina Del Rey								
360	425	1	4	12	24	195	85	104
361	149	-	1	10	5	46	51	36
Rancho Palos Verdes								
390	53	-	1	1	-	39	4	8
392	159	-	-	2	12	101	12	32
393	148	-	-	2	4	121	7	14
394	73	-	-	4	7	37	19	6
395	71	-	-	-	12	50	3	6
396	176	-	3	1	7	132	9	24
Unincorporated								
321	93	-	3	6	13	51	4	16
322	35	-	1	-	-	25	2	7
323	51	1	-	1	15	24	4	6

LENNOX STATION

SEVEN MAJOR OFFENSES BY REPORTING DISTRICT - CONTINUED

REPORTING DISTRICT	TOTAL REPORTED OFFENSES	CRIMINAL HOMICIDE	FORCIBLE RAPE	ROBBERY	AGGRAVATED ASSAULT	BURGLARY	GRAND THEFT	GRAND THEFT AUTO
Unincorporated								
362	49	-	-	-	1	19	13	16
363	7	-	-	3	-	2	-	2
364	4	-	-	-	-	3	1	-
365	83	1	1	6	2	55	3	15
366	219	-	-	29	10	106	24	50
367	371	3	1	51	29	205	24	58
368	372	-	4	45	23	225	18	57
370	517	5	9	61	88	268	20	66
371	430	-	7	39	79	241	13	51
372	523	3	12	35	87	293	16	77
373	390	1	9	26	41	205	19	89
374	321	-	7	52	41	151	16	54
375	612	1	10	61	92	365	20	63
376	130	2	1	17	5	57	8	40
377	237	-	4	36	22	114	16	45
378	503	1	7	61	42	293	22	77
379	38	-	-	8	1	16	2	11
380	310	1	8	29	35	177	14	46
381	160	-	3	11	28	79	13	26
382	195	1	1	15	41	96	10	31
383	235	1	3	20	19	144	12	36
384	82	1	2	8	7	50	2	12
385	112	-	-	8	20	58	7	19
386	102	-	1	22	7	34	12	26
387	182	2	4	20	17	81	11	47
388	243	-	4	20	29	76	12	102
389	72	1	-	6	3	50	3	9
391	24	-	-	-	-	17	3	4
397	220	-	3	12	14	160	11	20
398	20	-	-	-	-	3	16	1
399	1	-	-	-	-	-	1	-

LENNOX STATION

SEVEN MAJOR OFFENSES - CLEARED

	STATION TOTAL	UNINCORPORATED AREA	LAWDALE	LOMITA
ACTUAL KNOWN OFFENSES				
TOTAL MAJOR OFFENSES*	10114	7323	1042	641
Number Cleared	1306	907	155	107
Percent Cleared	12.9	12.4	14.9	16.7
WILFUL HOMICIDE	30	23	2	3
Number Cleared	16	13	1	-
Percent Cleared	53.3	56.5	50.0	-
FORCIBLE RAPE	126	107	7	6
Number Cleared	33	22	3	6
Percent Cleared	26.2	20.6	42.9	100.0
ROBBERY	841	714	72	23
Number Cleared	88	70	10	3
Percent Cleared	10.5	9.8	13.9	13.0
AGGRAVATED ASSAULT	1117	830	138	78
Number Cleared	457	317	65	38
Percent Cleared	40.9	38.2	47.1	48.7
BURGLARY	5601	4041	575	385
Number Cleared	599	421	60	49
Percent Cleared	10.7	10.4	10.4	12.7
GRAND THEFT	696	397	61	42
Number Cleared	39	22	4	2
Percent Cleared	5.6	5.5	6.6	4.8
GRAND THEFT AUTO	1703	1211	187	104
Number Cleared	74	42	12	9
Percent Cleared	4.3	3.5	6.4	8.7

*Unfounded offense reports deducted from figures.

LENNOX STATION

SEVEN MAJOR OFFENSES CLEARED - CONTINUED

	MARINA DEL REY	AVALON	RANCHO PALOS VERDES	ROLLING HILLS	ROLLING HILLS ESTATES
ACTUAL KNOWN OFFENSES					
TOTAL MAJOR OFFENSES*	569	52	243	45	199
Number Cleared	40	8	50	3	36
Percent Cleared	7.0	15.4	20.6	6.7	18.1
WILFUL HOMICIDE	1	-	-	-	1
Number Cleared	1	-	-	-	1
Percent Cleared	100.0	-	-	-	100.0
FORCIBLE RAPE	5	-	1	-	-
Number Cleared	2	-	-	-	-
Percent Cleared	40.0	-	-	-	-
ROBBERY	22	-	4	-	6
Number Cleared	2	-	2	-	1
Percent Cleared	9.1	-	50.0	-	16.7
AGGRAVATED ASSAULT	29	11	16	3	12
Number Cleared	14	4	9	-	10
Percent Cleared	48.3	36.4	56.3	-	83.3
BURGLARY	239	26	158	34	143
Number Cleared	8	2	35	2	22
Percent Cleared	3.3	7.7	22.2	5.9	15.4
GRAND THEFT	134	14	22	7	19
Number Cleared	6	1	3	1	-
Percent Cleared	4.5	7.1	13.6	14.3	-
GRAND THEFT AUTO	139	1	42	1	18
Number Cleared	7	1	1	-	2
Percent Cleared	5.0	100.0	2.4	-	11.1

*Unfounded offense reports deducted from figures.

STOLEN AND RECOVERED PROPERTY

	AMOUNT STOLEN	AMOUNT RECOVERED	PERCENT
TOTAL	\$6,357,778	\$1,994,701	31.4
Robbery	213,824	22,632	10.6
Burglary	2,885,420	149,270	5.2
Theft	748,840	52,760	7.1
Auto Theft	2,139,821	1,754,625	-*
Checks	139,721	-	-
Miscellaneous	230,152	15,414	6.7
Number of Vehicles Recovered		1,615	

*Percentage not given as figures for first eleven months of Fiscal Year 1973-74 include recoveries made for other agencies.

TRAFFIC ACCIDENT AND ENFORCEMENT SUMMARY

LENNOX STATION

CLASSIFICATION	STATION TOTAL		UNINCORPORATED AREA TOTAL		ROLLING HILLS ESTATES	
	TRAFFIC ACCIDENTS	TRAFFIC CITATIONS	TRAFFIC ACCIDENTS	TRAFFIC CITATIONS	TRAFFIC ACCIDENTS	TRAFFIC CITATIONS
TOTAL: 1973-74	599	37406	N. A.	18841	77	3720
TOTAL: 1972-73	558	36779	N. A.	19044	70	4031
PERCENT CHANGE	+7	+2	-	-1	+10	-8
Hazardous Violations:		18662		5992		3252
Speed	89	4709			11	1818
Fail Yield Uncont L/S	2	1				-
Fail Yield Turn Left	48	125			11	33
Fail Yield Enter Hwy	48	68			8	14
Fail Yield M-V All Other	5	76			1	55
Failed to Yield to Ped	11	47				3
Failed Obey Stop Sign	11	1142				91
Failed Obey Other Signs	2	593			1	353
Failed Obey Traf Signal	30	1218			3	254
Failed Obey Other Traf Dev	2	59			1	34
Made Unsafe Turn	79	303			8	63
Failed to Signal	8	23			1	3
Wrong Side Way on St	47	98			6	24
Following Too Closely	15	85			4	25
Unsafe Passing	5	18			1	8
Fail Stay in One Lane	19	113			1	9
Unsafe Parking		525				70
Unsafe Acts Non-Driving	2	15				2
Unsafe Cond or Oper	2	203				25
Inad Unsafe Headlights		84				24
Inad Unsafe Tail Brk Lt		136				21
All Other Unsafe Lights	1	735				91
Inad Defect Brakes	6	24			2	4
Unsafe Equipment Other		682				142
Towing/Loading Rules		1				-
Size/Weight Rules		22				16
Ped Failed to Yield	13	9				3
Other Ped Violation		91				43
Reckless Driving	2	91				10
Drunk Driving	60	-				-
Other Haz Driving Viol	26	7366		5992		14
No Violation	30				11	
Violation Unknown	36				7	
Non-Hazardous Violations:		18744		12849		468

TRAFFIC ACCIDENT AND ENFORCEMENT SUMMARY

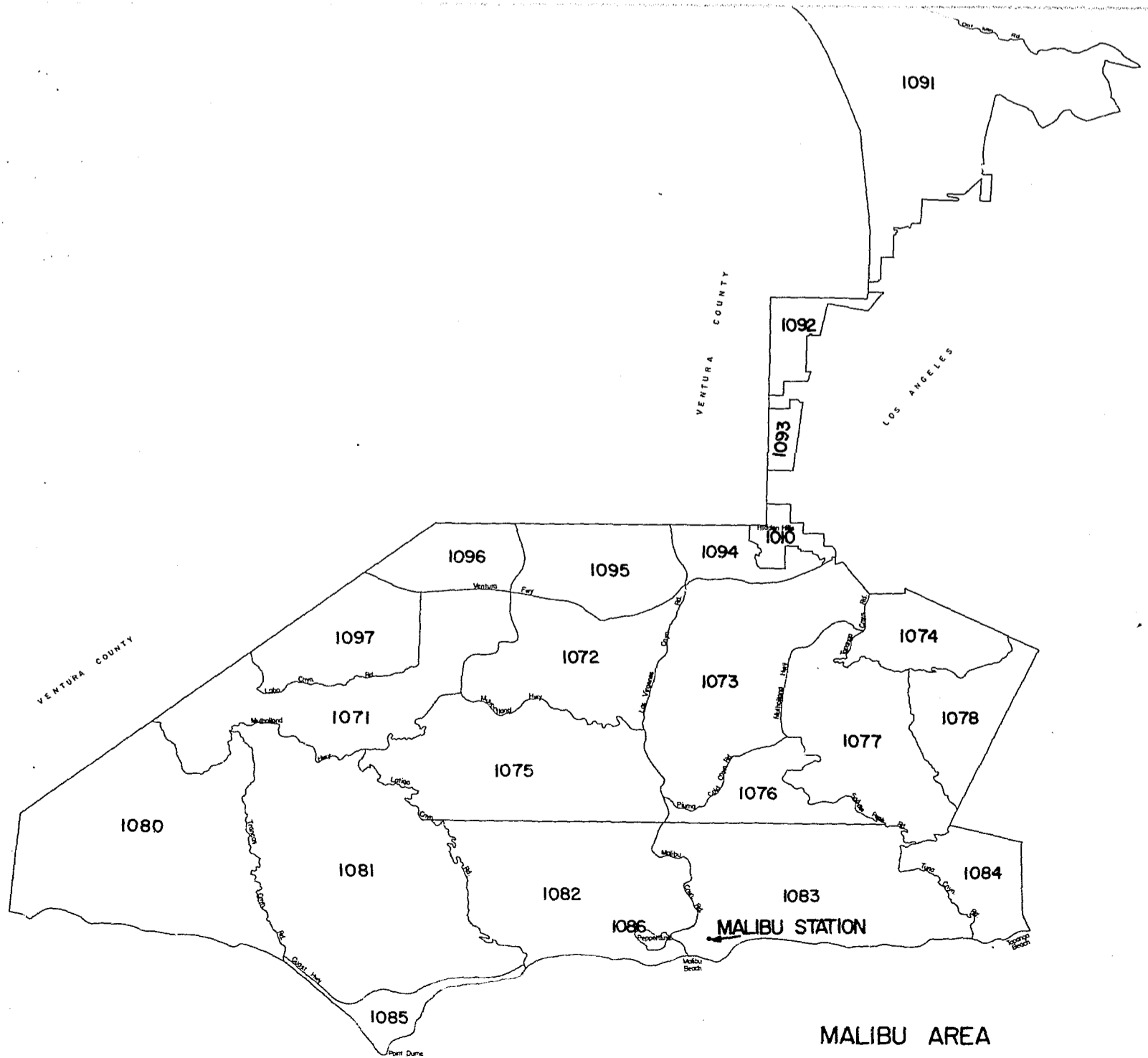
LENNOX STATION - CONTINUED

CLASSIFICATION	ROLLING HILLS		LAWNDALE		AVALON	
	TRAFFIC ACCIDENTS	TRAFFIC CITATIONS	TRAFFIC ACCIDENTS	TRAFFIC CITATIONS	TRAFFIC ACCIDENTS	TRAFFIC CITATIONS
TOTAL: 1973-74	15	384	309	5185	7	423
TOTAL: 1972-73	5	471	323	5641	5	422
PERCENT CHANGE	+200	-18	-4	-8	+40	-
Hazardous Violations:		340		3734		97
Speed	8	199	41	771	2	1
Fail Yield Uncont I/S	-	-	2	1	-	-
Fail Yield Turn Left	-	-	15	48	-	-
Fail Yield Enter Hwy	1	1	31	41	-	-
Fail Yield M/V All Other	-	-	2	11	-	-
Failed to Yield to Ped	-	-	6	31	-	1
Failed Obey Stop Sign	-	69	10	578	-	8
Failed Obey Other Signs	-	-	-	89	-	47
Failed Obey Traf Signal	-	11	15	618	-	10
Failed Obey Other Traf Dev	-	-	-	13	-	-
Made Unsafe Turn	-	3	46	155	-	-
Failed to Signal	-	-	6	9	-	-
Wrong Side/Way on St	1	-	24	37	-	1
Following Too Closely	-	-	10	35	-	-
Unsafe Passing	-	1	4	7	-	-
Fail Stay in One Lane	-	1	10	86	-	-
Unsafe Parking	-	42	-	133	-	13
Unsafe Acts/ Non-Driving	-	-	1	6	1	1
Unsafe Cond or Oper	-	-	1	106	1	-
Inad/Unsafe Headlights	-	1	-	33	-	-
Inad/Unsafe Tail/Brk Lt	-	-	-	71	-	2
All Other Unsafe Lights	-	7	1	363	-	10
Inad/Defect Brakes	-	-	3	14	-	-
Unsafe Equipment Other	-	2	-	340	-	2
Towing/Loading Rules	-	1	-	-	-	-
Size/Weight Rules	-	-	-	5	-	-
Ped Failed to Yield	-	-	8	4	1	-
Other Ped Violation	-	-	-	33	-	-
Reckless Driving	-	-	-	47	-	-
Drunk Driving	-	-	32	-	-	-
Other Haz Driving Viol	-	2	21	49	-	1
No Violation	2		8		1	
Violation Unknown	3		12		1	
Non-Hazardous Violations:		44		1451		326

TRAFFIC ACCIDENT AND ENFORCEMENT SUMMARY

LENNOX STATION - CONTINUED

CLASSIFICATION	LOMITA		RANCHO PALOS VERDES		MARINA DEL REY	
	TRAFFIC ACCIDENTS	TRAFFIC CITATIONS	TRAFFIC ACCIDENTS	TRAFFIC CITATIONS	TRAFFIC ACCIDENTS	TRAFFIC CITATIONS
TOTAL: 1973-74	190	4681	1	953	N. A.	3219
TOTAL: 1972-73	155	4240	N. A.	N. A.	N. A.	2930
PERCENT CHANGE	+23	+10	-	-	-	+10
Hazardous Violations:		3603		359		1285
Speed	27	1804		116		
Fail Yield Uncont I/S	-	-		-		
Fail Yield Turn Left	22	43		1		
Fail Yield Enter Hwy	8	12		-		
Fail Yield M/V All Other	2	8		2		
Failed to Yield to Ped	5	11		1		
Failed Obey Stop Sign	1	338		58		
Failed Obey Other Signs	1	81		23		
Failed Obey Traf Signal	12	299		26		
Failed Obey Other Traf Dev	1	9		3		
Made Unsafe Turn	24	75	1	7		
Failed to Signal	1	10		1		
Wrong Side/Way on St	16	31		5		
Following Too Closely	1	21		4		
Unsafe Passing	-	2		-		
Fail Stay in One Lane	8	16		1		
Unsafe Parking	-	189		78		
Unsafe Acts/ Non-Driving	-	4		2		
Unsafe Cond or Oper	-	71		1		
Inad/Unsafe Headlights	-	21		5		
Inad/Unsafe Tail/Brk Lt	-	39		3		
All Other Unsafe Lights	-	254		10		
Inad/Defect Brakes	1	6		-		
Unsafe Equipment Other	-	188		8		
Towing/Loading Rules	-	-		-		
Size/Weight Rules	-	1		-		
Ped Failed to Yield	4	2		-		
Other Ped Violation	-	13		2		
Reckless Driving	2	34		-		
Drunk Driving	28	-		-		
Other Haz Driving Viol	5	21		2		
No Violation	8					1285
Violation Unknown	13					
Non-Hazardous Violations:		1078		594		1934



MALIBU AREA

MALIBU STATION

SYNOPSIS

	FISCAL YEAR 1973-74	FISCAL YEAR 1972-73	PERCENT CHANGE	PROJECTION 1974-75
SEVEN MAJOR OFFENSES				
Crime Rate per 10,000 Population	323.19	277.92	+ 16	-
NUMBER OF CASES HANDLED				
Criminal Homicide	2	2	-	3
Forcible Rape	19	22	- 14	28
Robbery	19	16	+ 19	20
Aggravated Assault	125	80	+ 56	130
Burglary	760	569	+ 34	710
Grand Theft	185	126	+ 47	175
Grand Theft Auto	133	134	- 1	150
TOTAL CASES HANDLED	4849	3955	+ 23	4960
ADULTS ARRESTED	1860	1169	+ 59	1745
JUVENILES ARRESTED	710	688	+ 3	810
CASE ASSIGNMENTS TO ADULT DETECTIVES	2215	1859	+ 19	2180
CASE ASSIGNMENTS TO JUVENILE DETECTIVES	1286	994	+ 29	1375
TRAFFIC				
Total Citations	5342	4719	+ 13	N.C.
Total Accidents	3	6	- 50	N.C.

PERCENTAGE CHANGES BY STATION AREA

STATION AREA	CASES HANDLED	ADULTS ARRESTED	JUVENILES ARRESTED
Hidden Hills	- 7	+ 22	+ 100
Unincorporated Area	+ 23	+ 59	+ 2

ANALYSIS OF CAUSES FOR ARREST IN MALIBU STATION AREA

MOST FREQUENT CHARGES

Adult - Male
Narcotics
Warrants
Drunk

18
20
21

Female
Narcotics
Drunk
Warrants

18
18
19

Juvenile - Male
Narcotics
Burglary
Grand Theft Auto

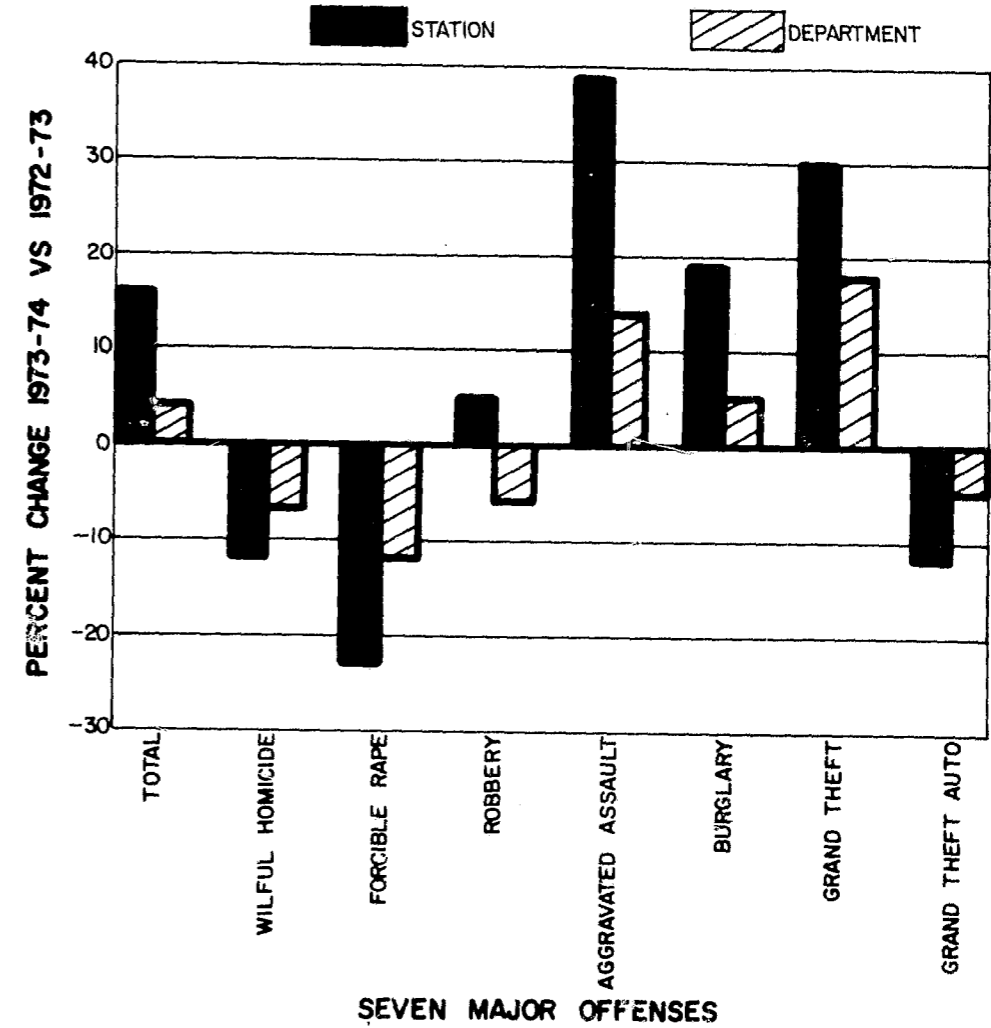
17
17
17

Female
Persons Missing
Narcotics
Juvenile Non-Criminal

15
16
16,17

CRIME RATE

MALIBU

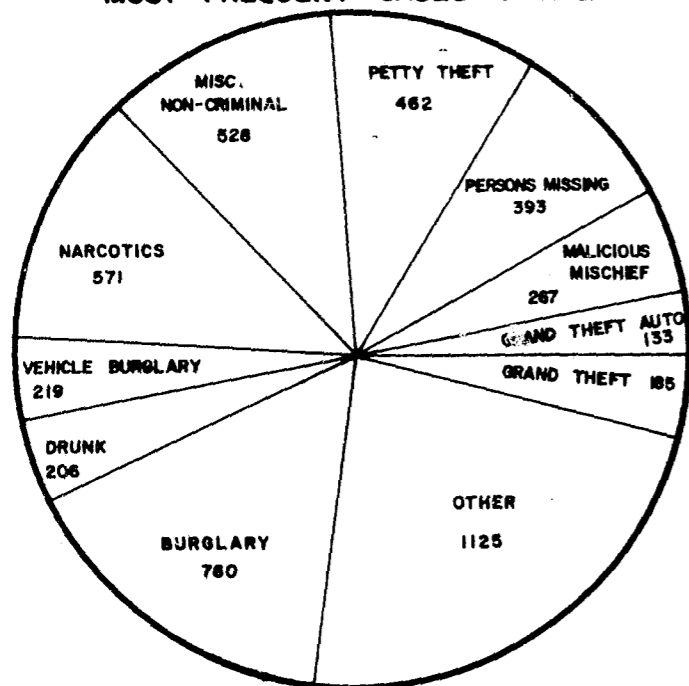


SEVEN MAJOR OFFENSES

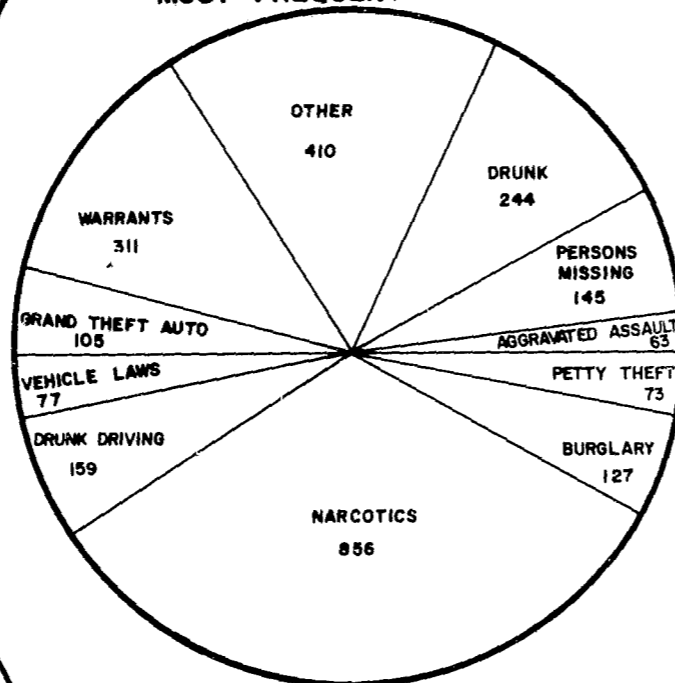
	AREA IN SQUARE MILES	POPULATION			CRIME RATE PER 10,000 SEVEN MAJOR OFFENSES		
		1973-74	1972-73	% CHANGE	1973-74	1972-73	% CHANGE
TOTAL AREA	188.66	38,460	34,147	+ 13	323.19	277.92	+ 16
UNINCORPORATED AREA	187.28	36,875	32,581	+ 13	331.93	286.06	+ 16
HIDDEN HILLS	1.38	1,585	1,566	+ 1	119.87	108.56	+ 10

MALIBU

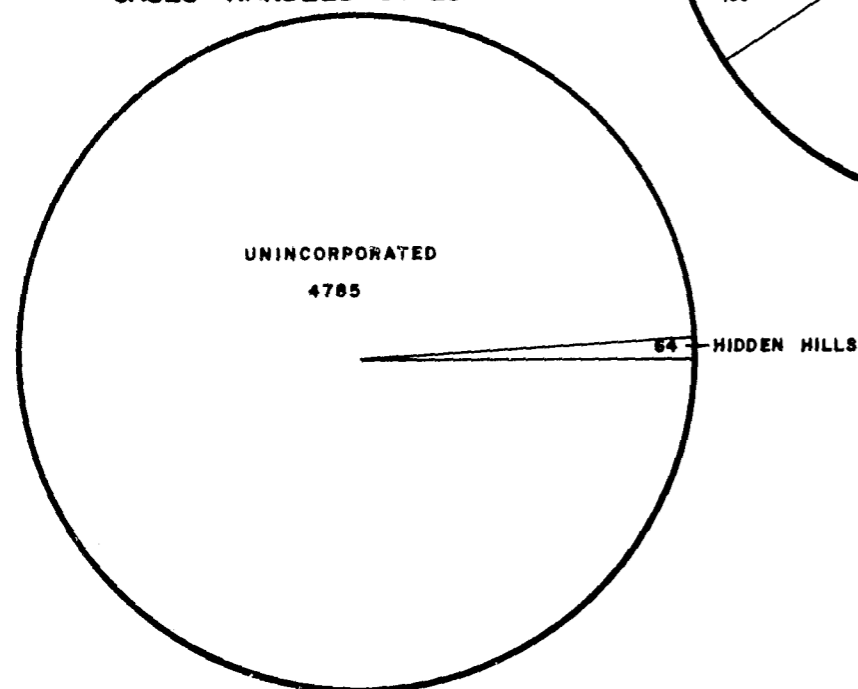
MOST FREQUENT CASES HANDLED



MOST FREQUENT ARRESTS



CASES HANDLED BY LOCATION



MALIBU STATION

TOTAL

	CASES HANDLED	ADULTS ARRESTED	JUVENILES ARRESTED
TOTAL			
Fiscal Year 1973-74	4849	1860	710
Fiscal Year 1972-73	3955	1169	688
Percent Change	+23	+59	+3
SEVEN MAJOR OFFENSES			
Criminal Homicide	2	5	-
Forcible Rape	19	5	-
Robbery	19	38	2
Aggravated Assault	125	48	15
Burglary	760	78	49
Grand Theft	185	12	2
Grand Theft Auto	133	60	45
ALL OTHER OFFENSES			
Checks (Worthless)	6	-	-
Forgery	8	7	2
Sex Felonies	10	7	-
Sex Misdemeanors	53	33	6
Assaults, Non-Aggravated	96	32	17
Weapon Laws	48	19	6
Defrauding, Misdemeanor	9	3	-
Offenses Against Family	2	-	-
Narcotics	571	634	222
Liquor Laws	25	13	15
Drunk	206	217	27
Disorderly Conduct	60	35	8
Loitering	14	-	31
Gambling	2	1	-
Drunk Driving	132	158	1
Vehicle Laws	112	61	16
Malicious Mischief	267	1	11
Arson	33	1	-
Warrants	-	311	-
Rec. Stolen Property	10	11	9
Fed. Offenses W/Out Money	19	9	1
Fed. Offenses with Money	5	-	-
Felonies, Misc.	28	8	-
Vehicle Burglary	219	-	-
Phone Booth Burglary	-	-	-
Boat Burglary	1	-	-
Aircraft Burglary	-	-	-
Theft, Petty	462	30	43
Misdemeanors, Misc.	126	23	20
NON-CRIMINAL			
Persons Missing	393	-	145
Juvenile, Non-Criminal	44	-	17
Commitments	-	-	-
Misc. Non-Criminal	528	-	-
Suicide and Attempt	31	-	-
Mentally Ill	17	-	-
Accidents, Traffic	3	-	-
Accidents, Misc.	36	-	-
Persons Dead	30	-	-

MALIBU STATION

UNINCORPORATED AREA

	CASES HANDLED	ADULTS ARRESTED	JUVENILES ARRESTED
TOTAL			
Fiscal Year 1973-74	4785	1849	700
Fiscal Year 1972-73	3886	1160	683
Percent Change	+23	+59	+2
SEVEN MAJOR OFFENSES			
Criminal Homicide	1	4	-
Forcible Rape	19	5	-
Robbery	19	38	2
Aggravated Assault	125	48	15
Burglary	750	78	47
Grand Theft	177	11	2
Grand Theft Auto	133	60	45
ALL OTHER OFFENSES			
Checks (Worthless)	6	-	-
Forgery	8	7	2
Sex Felonies	10	7	-
Sex Misdemeanors	53	33	6
Assaults, Non-Aggravated	95	31	16
Weapon Laws	48	19	6
Defrauding, Misdemeanor	9	3	-
Offenses Against Family	2	-	-
Narcotics	569	632	222
Liquor Laws	25	13	15
Drunk	206	217	27
Disorderly Conduct	57	34	8
Loitering	14	-	31
Gambling	2	1	-
Drunk Driving	132	158	1
Vehicle Laws	108	58	15
Malicious Mischief	257	1	8
Arson	33	1	-
Warrants	-	309	-
Rec. Stolen Property	10	11	9
Fed. Offenses W/Out Money	18	9	1
Fed. Offenses with Money	5	-	-
Felonies, Misc.	28	8	-
Vehicle Burglary	219	-	-
Phone Booth Burglary	-	-	-
Boat Burglary	1	-	-
Aircraft Burglary	-	-	-
Theft, Petty	458	30	43
Misdemeanors, Misc.	124	23	20
NON-CRIMINAL			
Persons Missing	390	-	142
Juvenile, Non-Criminal	44	-	17
Commitments	-	-	-
Misc. Non-Criminal	518	-	-
Suicide and Attempt	31	-	-
Mentally Ill	17	-	-
Accidents, Traffic	-	-	-
Accidents, Misc.	35	-	-
Persons Dead	29	-	-

MALIBU STATION

CITY OF HIDDEN HILLS

	CASES HANDLED	ADULTS ARRESTED	JUVENILES ARRESTED
TOTAL			
Fiscal Year 1973-74	64	11	10
Fiscal Year 1972-73	69	9	5
Percent Change	-7	+22	+100
SEVEN MAJOR OFFENSES			
Criminal Homicide	1	1	-
Forcible Rape	-	-	-
Robbery	-	-	-
Aggravated Assault	-	-	-
Burglary	10	-	2
Grand Theft	8	1	-
Grand Theft Auto	-	-	-
ALL OTHER OFFENSES			
Checks (Worthless)	-	-	-
Forgery	-	-	-
Sex Felonies	-	-	-
Sex Misdemeanors	-	-	-
Assaults, Non-Aggravated	1	1	1
Weapon Laws	-	-	-
Defrauding, Misdemeanor	-	-	-
Offenses Against Family	-	-	-
Narcotics	2	2	-
Liquor Laws	-	-	-
Drunk	-	-	-
Disorderly Conduct	3	1	-
Loitering	-	-	-
Gambling	-	-	-
Drunk Driving	-	-	-
Vehicle Laws	4	3	1
Malicious Mischief	10	-	3
Arson	-	-	-
Warrants	-	2	-
Rec. Stolen Property	-	-	-
Fed. Offenses W/Out Money	1	-	-
Fed. Offenses with Money	-	-	-
Felonies, Misc.	-	-	-
Vehicle Burglary	-	-	-
Phone Booth Burglary	-	-	-
Boat Burglary	-	-	-
Aircraft Burglary	-	-	-
Theft, Petty	4	-	-
Misdemeanor, Misc.	2	-	-
NON-CRIMINAL			
Persons Missing	3	-	3
Juvenile, Non-Criminal	-	-	-
Commitments	-	-	-
Misc. Non-Criminal	10	-	-
Suicide and Attempt	-	-	-
Mentally Ill	-	-	-
Accidents, Traffic	3	-	-
Accidents, Misc.	1	-	-
Persons Dead	1	-	-

MALIBU STATION

CASE ASSIGNMENTS

	ADULT DETECTIVES	JUVENILE DETECTIVES
TOTAL		
Fiscal Year 1973-74	2215	1286
Fiscal Year 1972-73	1859	994
Percent Change	+19	+29
SEVEN MAJOR OFFENSES		
Criminal Homicide	-	-
Forcible Rape	13	10
Robbery	22	3
Aggravated Assault	92	33
Burglary	705	92
Grand Theft	172	10
Grand Theft Auto	125	26
ALL OTHER OFFENSES		
Checks (Worthless)	52	-
Forgery	8	1
Sex Felonies	3	8
Sex Misdemeanors	7	29
Assaults, Non-Aggravated	18	27
Weapon Laws	27	17
Defrauding, Misdemeanor	8	-
Offenses Against Family	-	2
Narcotics	16	167
Liquor Laws	3	7
Drunk	3	26
Disorderly Conduct	24	17
Loitering	-	14
Gambling	-	-
Drunk Driving	1	1
Vehicle Laws	13	28
Malicious Mischief	125	140
Arson	1	6
Warrants	-	-
Rec. Stolen Property	8	3
Fed. Offenses W/Out Money	12	8
Fed. Offenses with Money	5	-
Felonies, Misc.	17	7
Vehicle Burglary	198	30
Phone Booth Burglary	-	-
Boat Burglary	1	-
Aircraft Burglary	-	-
Theft, Petty	230	213
Misdemeanors, Misc.	30	40
NON-CRIMINAL		
Persons Missing	-	211
Juvenile, Non-Criminal	-	44
Commitments	-	-
Misc. Non-Criminal	237	60
Suicide and Attempt	17	3
Mentally Ill	1	-
Accidents, Traffic	-	-
Accidents, Misc.	21	2
Persons Dead	-	-

MALIBU STATION

SEVEN MAJOR OFFENSES BY REPORTING DISTRICT

REPORTING DISTRICT	TOTAL REPORTED OFFENSES	CRIMINAL HOMICIDE	FORCIBLE RAPE	ROBBERY	AGGRAVATED ASSAULT	BURGLARY	GRAND THEFT	GRAND THEFT AUTO
STATION TOTAL	1243	2	19	19	125	760	185	133
Hidden Hills 1010	19	1	-	-	-	10	8	-
Unincorporated 1071	22	-	-	-	6	8	6	2
1072	25	-	-	1	2	14	6	2
1073	98	-	1	-	21	48	18	10
1074	56	-	2	1	1	41	10	1
1075	51	-	-	-	10	35	4	2
1076	5	-	-	-	4	1	-	-
1077	77	1	-	3	5	55	10	3
1078	59	-	-	-	6	43	4	6
1080	39	-	1	2	5	21	7	3
1081	54	-	1	1	2	31	11	8
1082	48	-	-	1	5	36	2	4
1083	257	-	2	5	18	146	39	47
1084	76	-	4	1	11	40	11	9
1085	53	-	4	1	8	22	8	10
1086	8	-	-	-	-	6	1	1
1091	15	-	-	-	6	5	2	2
1092	17	-	1	-	1	13	-	2
1093	13	-	1	-	-	9	3	-
1094	38	-	-	1	5	23	5	4
1095	60	-	-	1	1	47	5	6
1096	57	-	1	-	1	46	1	8
1097	96	-	1	1	7	60	24	3

MALIBU STATION

SEVEN MAJOR OFFENSES CLEARED

	STATION TOTAL	UNINCORPORATED AREA	HIDDEN HILLS
ACTUAL KNOWN OFFENSES			
TOTAL MAJOR OFFENSES*	1231	1212	19
Number Cleared	115	113	2
Percent Cleared	9.3	9.3	10.5
WILFUL HOMICIDE	2	1	1
Number Cleared	2	1	1
Percent Cleared	100.0	100.0	100.0
FORCIBLE RAPE	19	19	-
Number Cleared	5	5	-
Percent Cleared	26.3	26.3	-
ROBBERY	19	19	-
Number Cleared	6	6	-
Percent Cleared	31.6	31.6	-
AGGRAVATED ASSAULT	124	124	-
Number Cleared	46	46	-
Percent Cleared	37.1	37.1	-
BURGLARY	756	746	10
Number Cleared	46	45	1
Percent Cleared	6.1	6.0	10.0
GRAND THEFT	180	172	8
Number Cleared	2	2	-
Percent Cleared	1.1	1.2	-
GRAND THEFT AUTO	131	131	-
Number Cleared	8	8	-
Percent Cleared	6.1	6.1	-

*Unfounded offense reports deducted from figures.

STOLEN AND RECOVERED PROPERTY

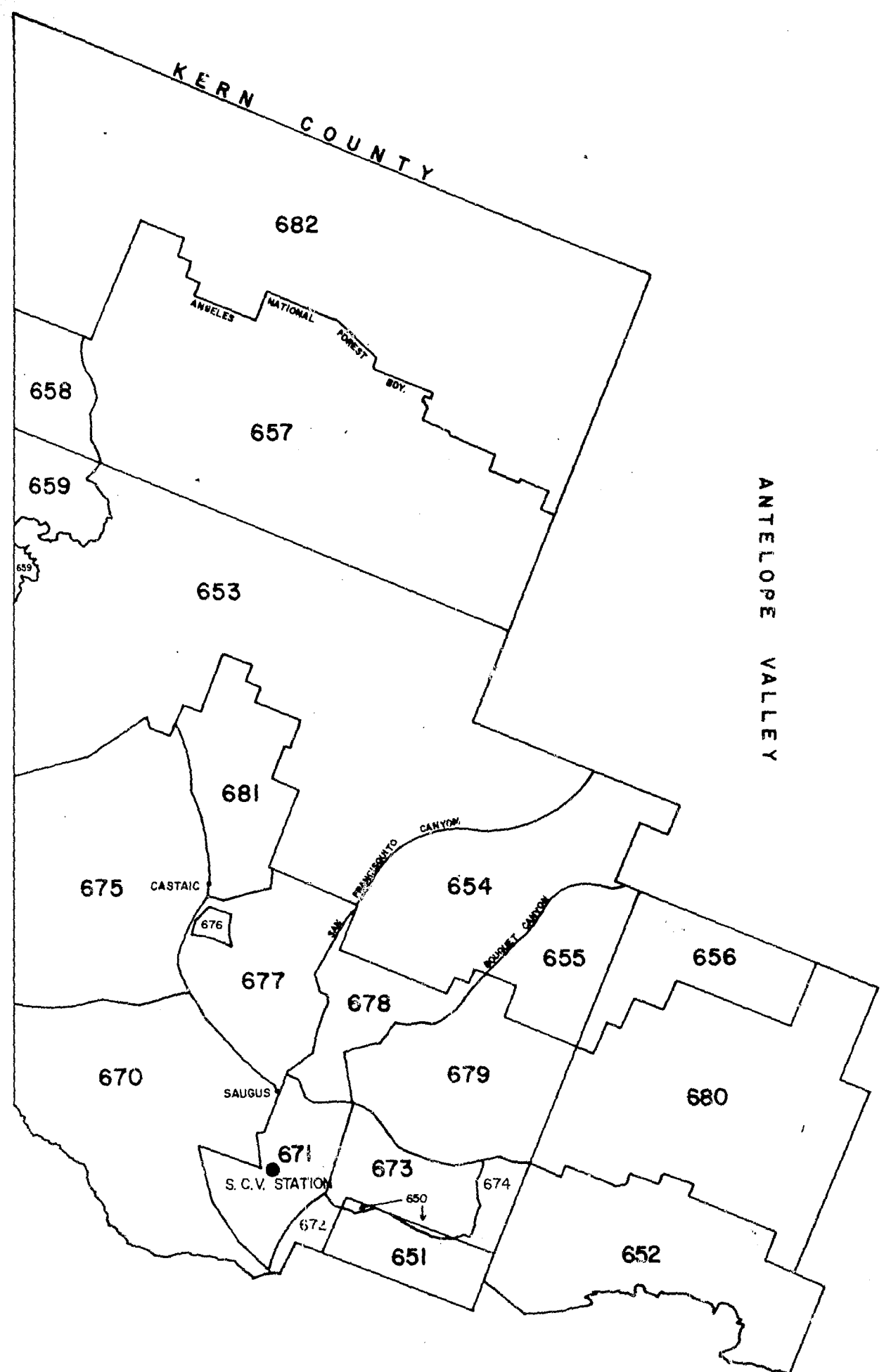
	AMOUNT STOLEN	AMOUNT RECOVERED	PERCENT
TOTAL	\$1,165,217	\$283,052	24.3
Robbery	27,997	662	2.4
Burglary	656,259	33,720	5.1
Theft	234,151	11,965	5.1
Auto Theft	181,930	236,105	-*
Checks	159	-	-
Miscellaneous	64,721	600	0.9
Number of Vehicles Recovered		169	

*Percentage not given as figures for first eleven months of Fiscal Year 1973-74 include recoveries made for other agencies.

TRAFFIC ACCIDENT AND ENFORCEMENT SUMMARY

MALIBU STATION

CLASSIFICATION	STATION TOTAL		UNINCORPORATED AREA TOTAL		HIDDEN HILLS	
	TRAFFIC ACCIDENTS	TRAFFIC CITATIONS	TRAFFIC ACCIDENTS	TRAFFIC CITATIONS	TRAFFIC ACCIDENTS	TRAFFIC CITATIONS
TOTAL: 1973-74	3	5342	N.A.	5232	3	110
TOTAL: 1972-73	6	4719	N.A.	4631	6	88
PERCENT CHANGE	-50	+13	-	+13	-50	+25
Hazardous Violations:		3434		3364		70
Speed		14				14
Fail Yield Uncont L/S						
Fail Yield Turn Left						
Fail Yield Enter Hwy						
Fail Yield M/V All Other						
Failed to Yield to Ped						
Failed Obey Stop Sign		28				28
Failed Obey Other Signs		6				6
Failed Obey Traf Signal		13				13
Failed Obey Other Traf Dev						
Made Unsafe Turn						
Failed to Signal						
Wrong Side Way on St		1				1
Following Too Closely						
Unsafe Passing						
Fail Stray in One Lane						
Unsafe Parking		1				1
Unsafe Acts: Non-Driving						
Unsafe Cond or Oper						
Inad/Unsafe Headlights						
Inad/Unsafe Tail/Brk Lt						
All Other Unsafe Lights		3				3
Inad. Defect Brakes						
Unsafe Equipment Other		1				1
Towing/Loading Rules						
Size/Weight Rules						
Ped Failed to Yield						
Other Ped Violation						
Reckless Driving		1				1
Drunk Driving						
Other Haz Driving Viol		3366		3364		2
No Violation	1				1	
Violation Unknown	2				2	
Non-Hazardous Violations:		1908		1868		40



SANTA CLARITA VALLEY AREA

SANTA CLARITA VALLEY STATION

SYNOPSIS

	FISCAL YEAR 1973-74	FISCAL YEAR 1972-73	PERCENT CHANGE	PROJECTION 1974-75
SEVEN MAJOR OFFENSES				
Crime Rate per 10,000 Population	268.11	294.67	- 9	-
NUMBER OF CASES HANDLED				
Criminal Homicide	2	7	- 71	5
Forcible Rape	23	14	+ 64	25
Robbery	29	34	- 15	35
Aggravated Assault	204	233	- 12	260
Burglary	329	885	- 6	960
Grand Theft	220	186	+ 18	235
Grand Theft Auto	219	205	+ 7	240
TOTAL CASES HANDLED	6177	6071	+ 2	6875
ADULTS ARRESTED	1215	911	+ 33	1250
JUVENILES ARRESTED	1193	1067	+ 12	1310
CASE ASSIGNMENTS TO ADULT DETECTIVES	2889	2865	+ 1	3170
CASE ASSIGNMENTS TO JUVENILE DETECTIVES	2094	2070	+ 1	2310
TRAFFIC				
Total Citations	1815	1169	+ 55	N.C.
Total Accidents*	-	-	-	-
Hazardous Violations	876	563	+ 56	-
Non-Hazardous Violations	939	606	+ 55	-

*Accidents handled by California Highway Patrol.

ANALYSIS OF CAUSES FOR ARREST IN SANTA CLARITA VALLEY STATION AREA

MOST FREQUENT CHARGES

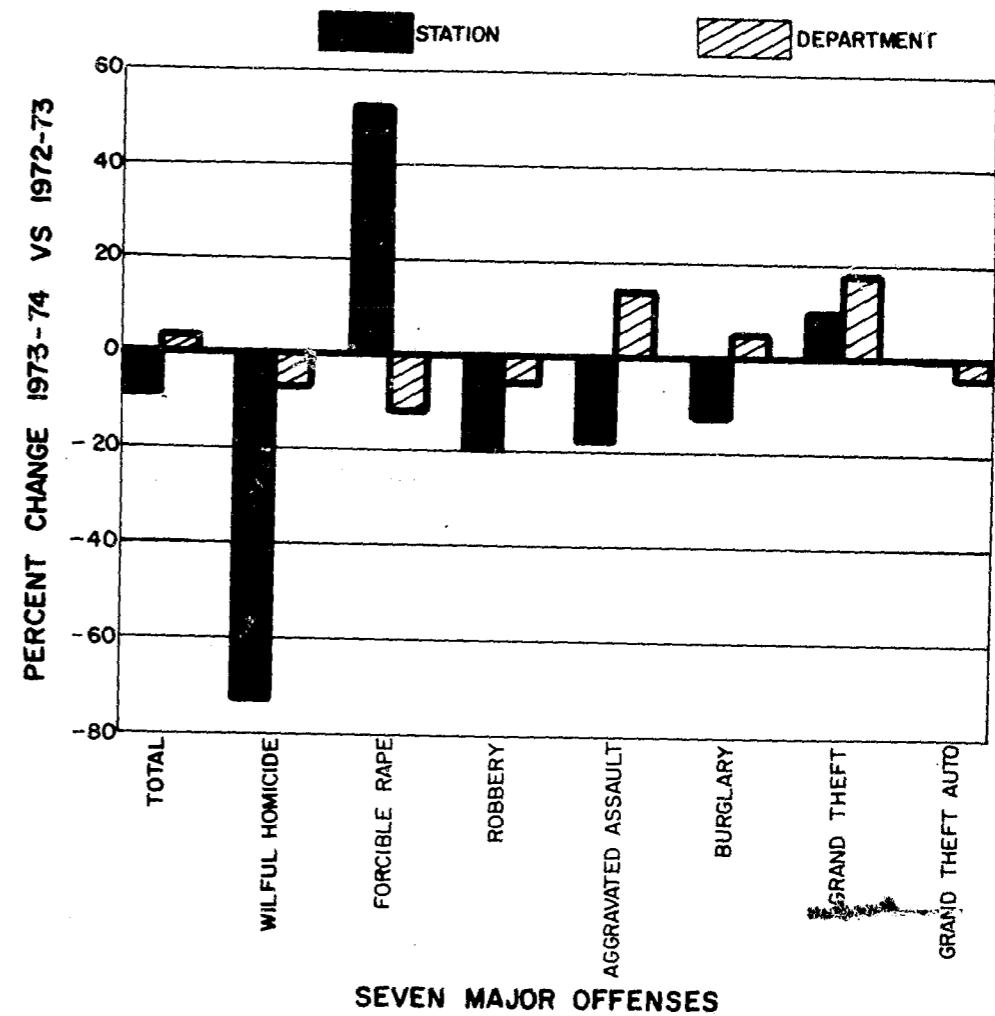
Adult - Male		
Narcotics		18
Warrants		20
Drunk		18
Female		
Narcotics		18
Warrants		19, 22
Drunk		18, 21, 23
Petty Theft		25-29
Juvenile - Male		
Narcotics		17
Burglary		15
Persons Missing		16
Female		
Persons Missing		15
Narcotics		15
Juvenile Non-Criminal		15

MOST FREQUENT AGES

Narcotics	18
Warrants	20
Drunk	18

CRIME RATE

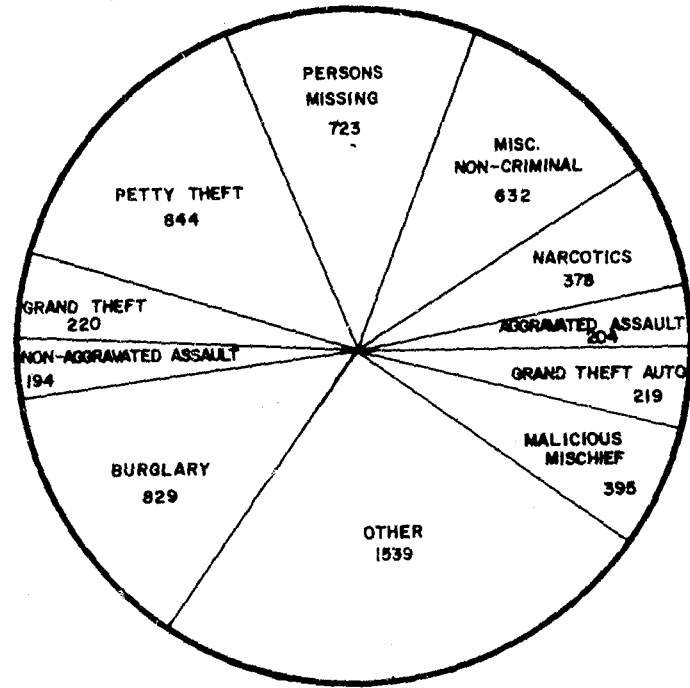
SANTA CLARITA VALLEY



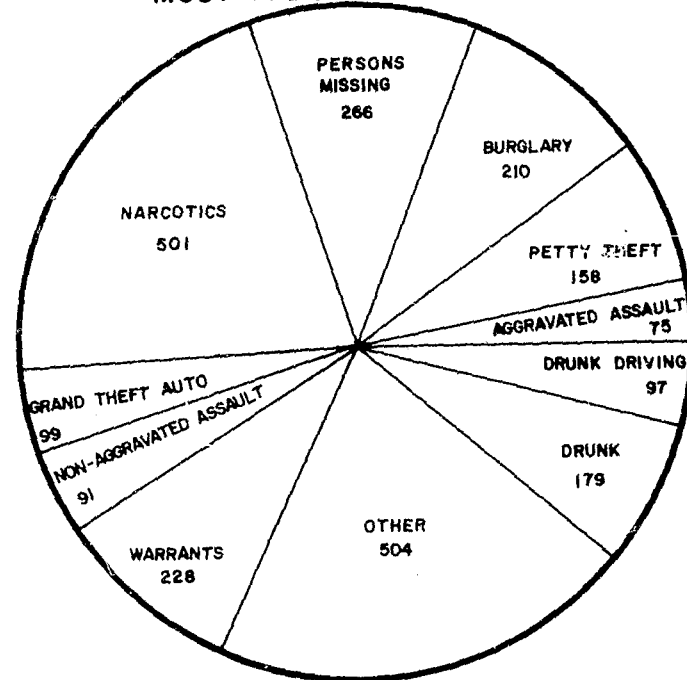
	AREA IN SQUARE MILES	POPULATION			CRIME RATE PER 10,000 SEVEN MAJOR OFFENSES		
		1973-74	1972-73	% CHANGE	1973-74	1972-73	% CHANGE
TOTAL AREA	726.77	56,916	53,076	+ 7	268.11	294.67	- 9

SANTA CLARITA VALLEY

MOST FREQUENT CASES HANDLED



MOST FREQUENT ARRESTS



SANTA CLARITA VALLEY STATION

	TOTAL		
	CASES HANDLED	ADULTS ARRESTED	JUVENILES ARRESTED
TOTAL			
Fiscal Year 1973-74	6177	1215	1193
Fiscal Year 1972-73	6071	911	1067
Percent Change	+2	+33	+12
SEVEN MAJOR OFFENSES			
Criminal Homicide	2	2	-
Forcible Rape	23	8	4
Robbery	29	9	5
Aggravated Assault	204	52	23
Burglary	829	65	145
Grand Theft	220	13	23
Grand Theft Auto	219	29	70
ALL OTHER OFFENSES			
Checks (Worthless)	41	-	-
Forgery	8	1	-
Sex Felonies	28	6	7
Sex Misdemeanors	18	3	3
Assaults, Non-Aggravated	194	51	40
Weapon Laws	100	36	25
Defrauding, Misdemeanor	11	1	-
Offenses Against Family	3	1	-
Narcotics	378	285	216
Liquor Laws	34	9	22
Drunk	170	154	25
Disorderly Conduct	110	26	21
Loitering	26	-	32
Gambling	1	-	-
Drunk Driving	93	82	15
Vehicle Laws	72	12	9
Malicious Mischief	395	7	22
Arson	53	2	4
Warrants	-	228	-
Rec. Stolen Property	12	21	13
Fed. Offenses W/Out Money	14	9	-
Fed. Offenses with Money	10	-	-
Felonies, Misc.	90	25	2
Vehicle Burglary	180	-	-
Phone Booth Burglary	-	-	-
Boat Burglary	1	-	-
Aircraft Burglary	-	-	-
Theft, Petty	844	49	109
Misdemeanors, Misc.	149	29	23
NON-CRIMINAL			
Persons Missing	723	-	266
Juvenile, Non-Criminal	62	-	68
Commitments	-	-	-
Misc. Non-Criminal	632	-	1
Suicide and Attempt	61	-	-
Mentally Ill	14	-	-
Accidents, Traffic	-	-	-
Accidents, Misc.	77	-	-
Persons Dead	47	-	-

SANTA CLARITA VALLEY STATION

CASE ASSIGNMENTS

	ADULT DETECTIVES	JUVENILE DETECTIVES
TOTAL		
Fiscal Year 1973-74	2889	2094
Fiscal Year 1972-73	2865	2070
Percent Change	+1	+1
SEVEN MAJOR OFFENSES		
Criminal Homicide	-	1
Forcible Rape	15	10
Robbery	18	7
Aggravated Assault	173	36
Burglary	658	184
Grand Theft	194	15
Grand Theft Auto	204	32
ALL OTHER OFFENSES		
Checks (Worthless)	404	-
Forgery	6	5
Sex Felonies	4	23
Sex Misdemeanors	-	18
Assaults, Non-Aggravated	24	66
Weapon Laws	39	41
Defrauding, Misdemeanor	7	1
Offenses Against Family	-	3
Narcotics	9	127
Liquor Laws	1	16
Drunk	2	19
Disorderly Conduct	40	40
Loitering	-	25
Gambling	-	-
Drunk Driving	-	14
Vehicle Laws	7	42
Malicious Mischief	192	194
Arson	5	11
Warrants	-	-
Rec. Stolen Property	10	6
Fed. Offenses W/Out Money	12	2
Fed. Offenses with Money	9	2
Felonies, Misc.	35	16
Vehicle Burglary	138	46
Phone Booth Burglary	-	-
Boat Burglary	1	-
Aircraft Burglary	-	-
Theft, Petty	275	504
Misdemeanors, Misc.	43	40
NON-CRIMINAL		
Persons Missing	2	340
Juvenile, Non-Criminal	-	62
Commitments	-	-
Misc. Non-Criminal	257	122
Suicide and Attempt	49	6
Mentally Ill	-	-
Accidents, Traffic	-	-
Accidents, Misc.	56	18
Persons Dead	-	-

SANTA CLARITA VALLEY STATION

SEVEN MAJOR OFFENSES BY REPORTING DISTRICT

REPORTING DISTRICT	TOTAL REPORTED OFFENSES	CRIMINAL HOMICIDE	FORCIBLE RAPE	ROBBERY	AGGRAVATED ASSAULT	BURGLARY	GRAND THEFT	GRAND THEFT AUTO
STATION TOTAL	1526	2	23	29	204	829	220	219
Unincorporated								
620	19	-	1	1	4	2	3	8
621	4	-	-	-	-	1	2	1
622	5	-	-	-	-	1	2	2
650	1	-	-	-	-	1	-	-
651	3	-	1	-	2	-	-	-
652	2	-	-	-	-	1	-	1
653	14	-	4	-	4	4	1	1
654	4	-	-	-	-	3	1	-
655	8	-	-	-	6	1	1	-
656	1	-	-	-	-	1	-	-
657	4	-	-	-	1	-	1	2
658	-	-	-	-	-	-	-	-
659	-	-	-	-	-	-	-	-
670	239	-	6	1	25	120	47	40
671	289	1	3	6	16	174	34	55
672	1	-	-	-	-	1	-	-
673	54	-	-	1	11	31	7	4
674	16	-	-	-	5	7	2	2
675	87	-	2	-	17	47	17	4
676	8	-	-	-	6	1	-	1
677	36	-	-	5	3	20	5	3
678	146	-	1	4	24	76	17	24
679	456	1	2	9	44	286	53	61
680	82	-	3	1	19	38	14	7
681	32	-	-	1	11	10	8	2
682	15	-	-	-	6	3	5	1

SANTA CLARITA VALLEY STATION

SEVEN MAJOR OFFENSES CLEARED

	STATION TOTAL
ACTUAL KNOWN OFFENSES	
TOTAL MAJOR OFFENSES*	1511
Number Cleared	267
Percent Cleared	17.7
WILFUL HOMICIDE	2
Number Cleared	2
Percent Cleared	100.0
FORCIBLE RAPE	22
Number Cleared	9
Percent Cleared	40.9
ROBBERY	29
Number Cleared	3
Percent Cleared	10.3
AGGRAVATED ASSAULT	204
Number Cleared	97
Percent Cleared	47.5
BURGLARY	823
Number Cleared	119
Percent Cleared	14.5
GRAND THEFT	214
Number Cleared	15
Percent Cleared	7.0
GRAND THEFT AUTO	217
Number Cleared	22
Percent Cleared	10.1

*Unfounded offense reports deducted from figures.

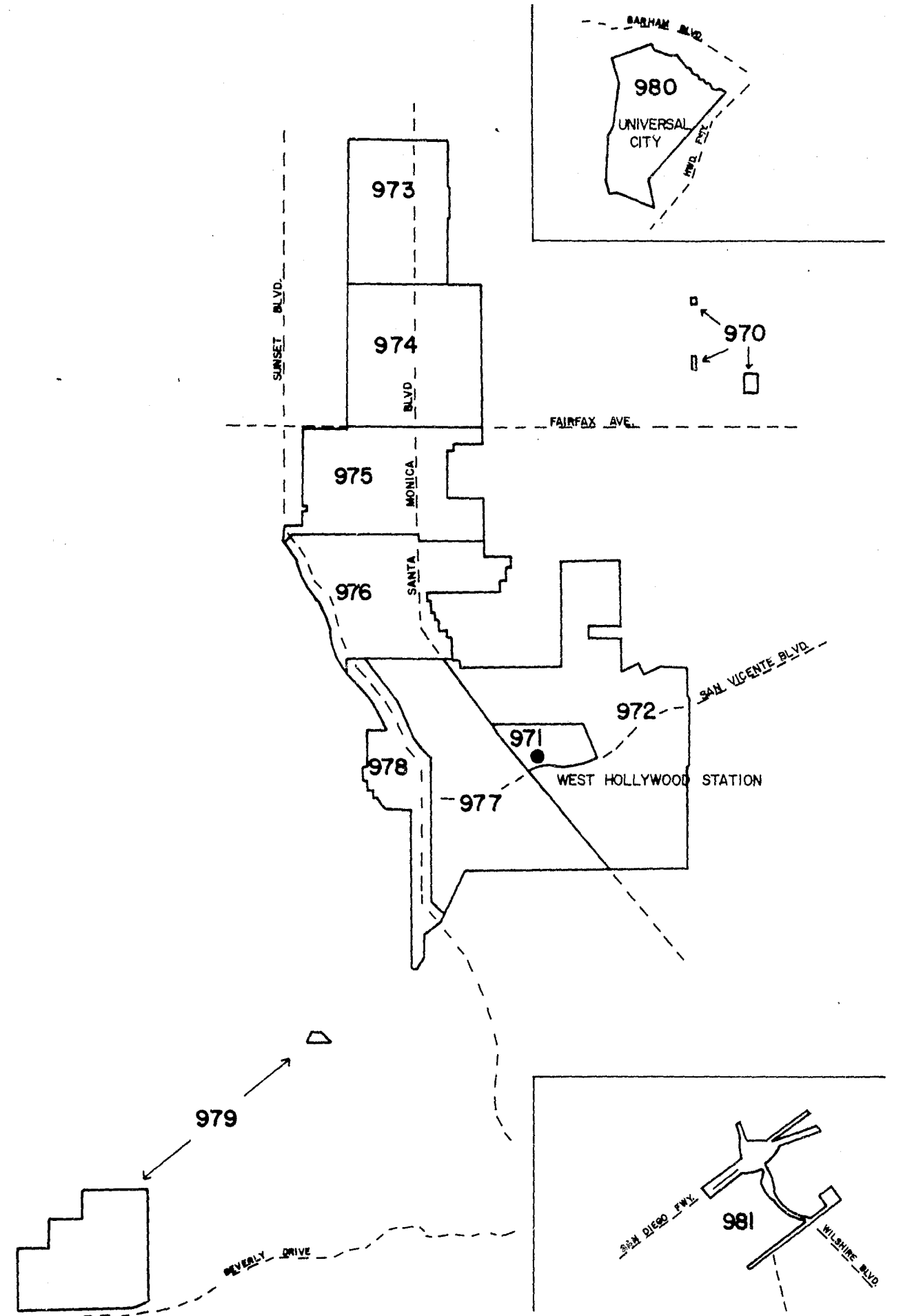

STOLEN AND RECOVERED PROPERTY

	AMOUNT STOLEN	AMOUNT RECOVERED	PERCENT
TOTAL	\$797,841	\$283,588	35.5
Robbery	3,483	742	21.3
Burglary	269,389	34,573	12.8
Theft	278,025	31,764	11.4
Auto Theft	210,686	214,550	-
Checks	872	-	-
Miscellaneous	35,386	1,959	5.5
Number of Vehicles Recovered		241	

*Percentage not given as figures for first eleven months of Fiscal Year 1973-74 include recoveries made for other agencies.

CONTINUED

3 OF 4



WEST HOLLYWOOD AREA

WEST HOLLYWOOD STATION

SYNOPSIS

	FISCAL YEAR 1973-74	FISCAL YEAR 1972-73	PERCENT CHANGE	PROJECTION 1974-75
SEVEN MAJOR OFFENSES				
Crime Rate per 10,000 Population	659.48	596.89	+ 10	-
NUMBER OF CASES HANDLED				
Criminal Homicide	7	3	+ 133	5
Forcible Rape	36	43	- 16	45
Robbery	181	198	- 9	205
Aggravated Assault	216	168	+ 29	200
Burglary	1197	1043	+ 15	1105
Grand Theft	320	259	+ 24	305
Grand Theft Auto	408	456	- 11	410
TOTAL CASES HANDLED	6987	7007	-	6650
ADULTS ARRESTED	3584	3061	+ 17	3250
JUVENILES ARRESTED	324	356	- 9	130
CASE ASSIGNMENTS TO ADULT DETECTIVES	4340	4353	-	4330
CASE ASSIGNMENTS TO JUVENILE DETECTIVES	512	475	+ 8	215
TRAFFIC				
Total Citations	39152	43759	- 11	N.C.
Total Accidents*	-	-	-	-
Hazardous Violations	8546	3004	+ 184	-
Non-Hazardous Violations	30606	40755	- 25	-

*Accidents handled by California Highway Patrol

ANALYSIS OF CAUSES FOR ARREST IN WEST HOLLYWOOD STATION AREA

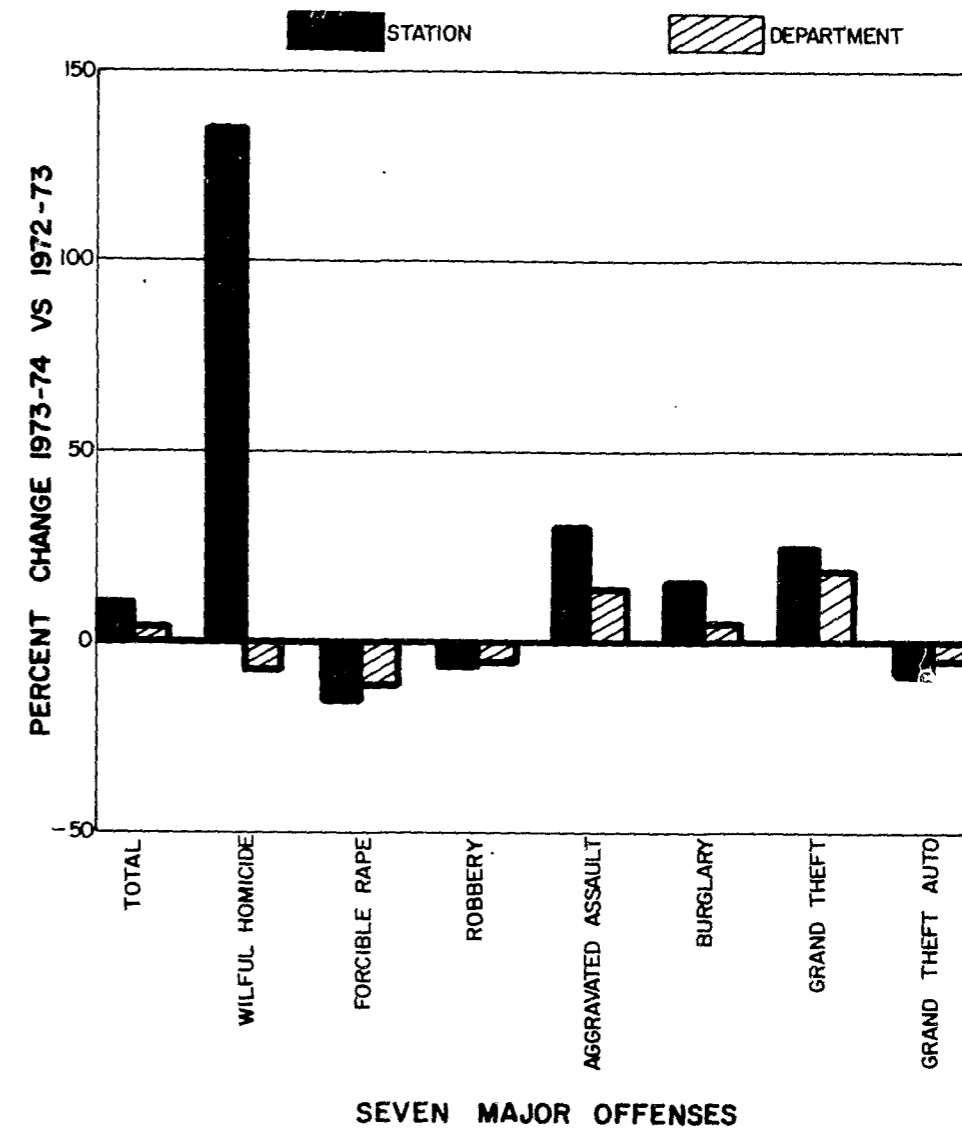
MOST FREQUENT CHARGES

Adult - Male	
Narcotics	18
Warrants	21
Drunk	24
Female	
Sex Misdemeanors	19
Narcotics	18
Drunk	18, 21
Juvenile - Male	
Narcotics	17
Loitering	17
Robbery	17
Female	
Sex Misdemeanors	17
Narcotics	17
Loitering	17

MOST FREQUENT AGES

18
21
24
19
18
18, 21
17
17
17
17
17
17
17

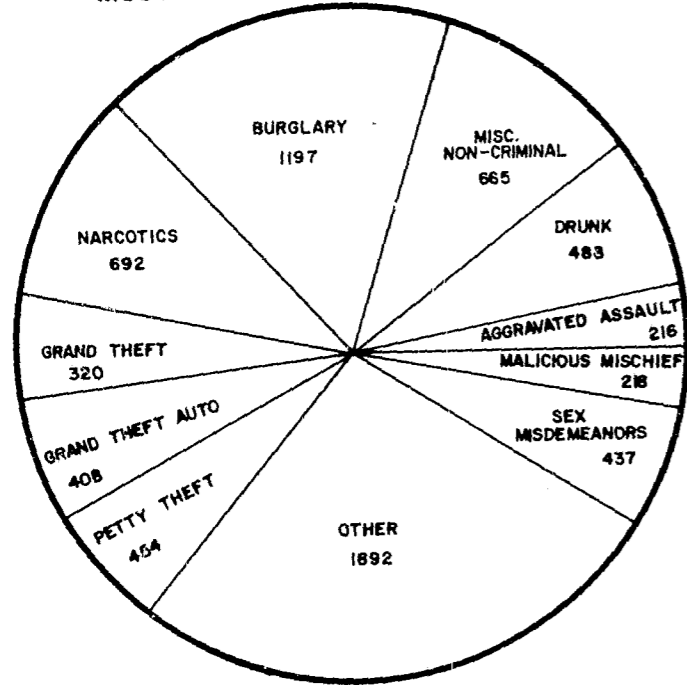
CRIME RATE
WEST HOLLYWOOD



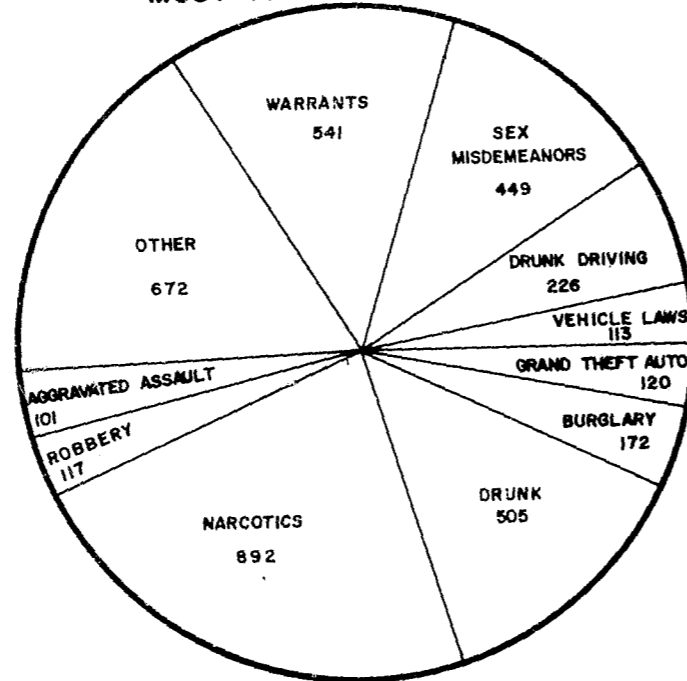
	AREA IN SQUARE MILES	POPULATION			CRIME RATE PER 10,000 SEVEN MAJOR OFFENSES		
		1973-74	1972-73	% CHANGE	1973-74	1972-73	% CHANGE
TOTAL AREA	3.17	35,861	36,355	- 1	659.48	596.89	+ 10

WEST HOLLYWOOD

MOST FREQUENT CASES HANDLED



MOST FREQUENT ARRESTS



WEST HOLLYWOOD STATION

TOTAL

	CASES HANDLED	ADULTS ARRESTED	JUVENILES ARRESTED
TOTAL			
Fiscal Year 1973-74	6987	3584	324
Fiscal Year 1972-73	7007	3061	356
Percent Change	-	+17	-9
SEVEN MAJOR OFFENSES			
Criminal Homicide	7	8	-
Forcible Rape	36	9	2
Robbery	181	102	15
Aggravated Assault	216	95	6
Burglary	1197	156	16
Grand Theft	320	29	9
Grand Theft Auto	408	104	16
ALL OTHER OFFENSES			
Checks (Worthless)	62	4	-
Forgery	73	23	-
Sex Felonies	23	24	-
Sex Misdemeanors	437	425	24
Assaults, Non-Aggravated	162	70	4
Weapon Laws	128	86	8
Defrauding, Misdemeanor	15	7	-
Offenses Against Family	4	-	-
Narcotics	692	824	68
Liquor Laws	27	9	12
Drunk	488	491	14
Disorderly Conduct	100	59	12
Loitering	25	-	64
Gambling	14	10	-
Drunk Driving	205	224	2
Vehicle Laws	147	111	2
Malicious Mischief	218	3	2
Arson	35	5	-
Warrants	-	540	1
Rec. Stolen Property	15	35	2
Fed. Offenses W/Out Money	4	2	-
Fed. Offenses with Money	2	1	-
Felonies, Misc.	43	28	2
Vehicle Burglary	200	-	-
Phone Booth Burglary	1	-	-
Boat Burglary	-	-	-
Aircraft Burglary	-	-	-
Theft, Petty	454	41	19
Misdemeanors, Miscellaneous	147	57	2
NON-CRIMINAL			
Persons Missing	68	-	3
Juvenile, Non-Criminal	14	-	19
Commitments	-	-	-
Misc. Non-Criminal	665	-	-
Suicide and Attempt	47	-	-
Mentally Ill	46	-	-
Accidents, Traffic	-	-	-
Accidents, Misc.	17	-	-
Persons Dead	44	-	-

WEST HOLLYWOOD STATION

CASE ASSIGNMENTS

	ADULT DETECTIVES	JUVENILE DETECTIVES
TOTAL		
Fiscal Year 1973-74	4340	512
Fiscal Year 1972-73	4353	475
Percent Change	-	+8
SEVEN MAJOR OFFENSES		
Criminal Homicide	-	-
Forcible Rape	35	3
Robbery	181	14
Aggravated Assault	206	10
Burglary	1207	24
Grand Theft	317	6
Grand Theft Auto	418	10
ALL OTHER OFFENSES		
Checks (Worthless)	470	-
Forgery	41	1
Sex Felonies	6	7
Sex Misdemeanors	3	31
Assaults, Non-Aggravated	45	21
Weapon Laws	101	14
Defrauding, Misdemeanor	10	1
Offenses Against Family	-	5
Narcotics	20	80
Liquor Laws	1	9
Drunk	4	17
Disorderly Conduct	39	13
Loitering	-	25
Gambling	1	-
Drunk Driving	1	1
Vehicle Laws	17	15
Malicious Mischief	178	31
Arson	1	2
Warrants	-	-
Rec. Stolen Property	21	3
Fed. Offenses W/Out Money	4	-
Fed. Offenses with Money	2	-
Felonies, Misc.	36	3
Vehicle Burglary	203	4
Phone Booth Burglary	1	-
Boat Burglary	-	-
Aircraft Burglary	-	-
Theft, Petty	341	79
Misdemeanors, Misc.	32	3
NON-CRIMINAL		
Persons Missing	-	47
Juvenile, Non-Criminal	-	14
Commitments	-	-
Misc. Non-Criminal	359	17
Suicide and Attempt	33	1
Mentally Ill	-	-
Accidents, Traffic	-	-
Accidents, Misc.	6	1
Persons Dead	-	-

WEST HOLLYWOOD STATION

SEVEN MAJOR OFFENSES BY REPORTING DISTRICT

REPORTING DISTRICT	TOTAL REPORTED OFFENSES	CRIMINAL HOMICIDE	FORCIBLE RAPE	ROBBERY	AGGRAVATED ASSAULT	BURGLARY	GRAND THEFT	GRAND THEFT AUTO
STATION TOTAL	2365	7	36	181	216	1197	320	408
Unincorporated								
970	16	-	-	1	7	2	1	5
971	10	-	-	-	4	1	3	2
972	335	3	3	28	18	180	69	34
973	194	-	2	29	23	83	25	32
974	320	-	3	34	31	180	18	54
975	287	-	5	24	33	135	33	57
976	326	1	4	21	28	187	30	55
977	434	3	6	24	23	237	58	83
978	423	-	12	20	49	189	72	81
979	-	-	-	-	-	-	-	-
980	19	-	1	-	-	3	10	5
981	1	-	-	-	-	-	1	-

WEST HOLLYWOOD STATION

SEVEN MAJOR OFFENSES CLEARED

	STATION TOTAL
ACTUAL KNOWN OFFENSES	
TOTAL MAJOR OFFENSES*	2338
Number Cleared	333
Percent Cleared	14.2
WILFUL HOMICIDE	7
Number Cleared	3
Percent Cleared	42.9
FORCIBLE RAPE	36
Number Cleared	10
Percent Cleared	27.8
ROBBERY	179
Number Cleared	27
Percent Cleared	15.1
AGGRAVATED ASSAULT	216
Number Cleared	112
Percent Cleared	51.9
BURGLARY	1184
Number Cleared	130
Percent Cleared	11.0
GRAND THEFT	312
Number Cleared	24
Percent Cleared	7.7
GRAND THEFT AUTO	404
Number Cleared	27
Percent Cleared	6.7

*Unfounded offense reports deducted from figures.

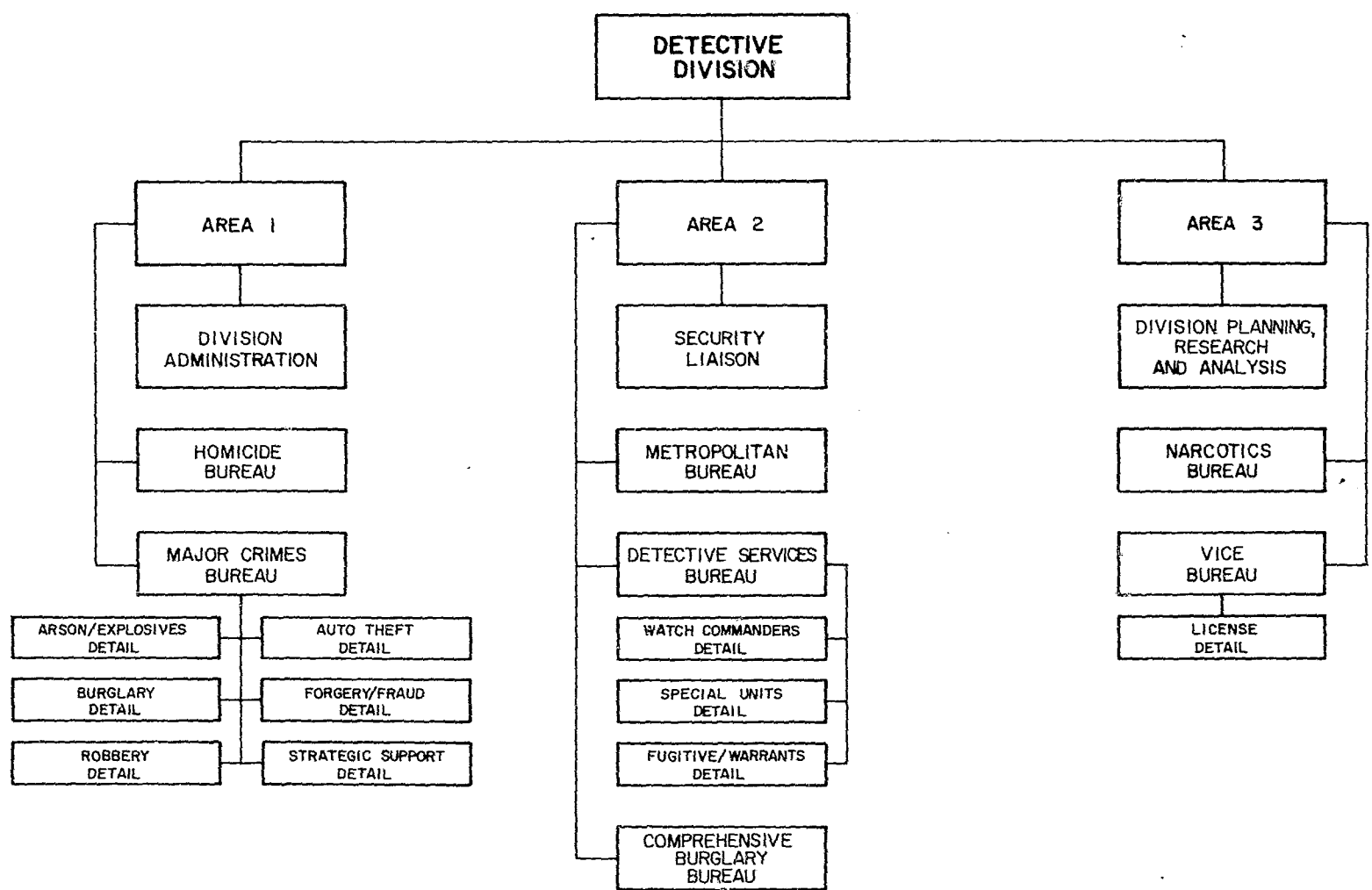
STOLEN AND RECOVERED PROPERTY

	AMOUNT STOLEN	AMOUNT RECOVERED	PERCENT
TOTAL	\$3,779,970	\$876,018	23.2
Robbery	1,088,056	217,833	20.0
Burglary	1,209,394	93,733	7.8
Theft	413,950	52,047	12.6
Auto Theft	976,277	504,151	-*
Checks	1,394	-	-
Miscellaneous	90,899	8,254	9.1
Number of Vehicles Recovered		292	

*Percentage not given as figures for first eleven months of Fiscal Year 1973-74 include recoveries made for other agencies.

Chapter 5

DETECTIVE DIVISION



DETECTIVE DIVISION

PERSONNEL ASSIGNMENTS

JULY 1, 1973

	TITLE	NUMBER OF POSITIONS
DIVISION ADMINISTRATION	Division Chief	1
	Inspector - Area I	1
	Inspector - Area II	1
	Inspector - Area III	1
	Sergeant	2
	Intermediate Stenographic Secretary	1
	Stenographic Secretary	1
Narcotic Bureau	Captain	1
	Lieutenant	5
	Sergeant	25.3
	Deputy Sheriff IV	21.7
	Deputy Sheriff III	69
	Supervising Stenographer I	1
	Stenographic Secretary	1
	Senior Stenographer	1
	Intermediate Stenographer	8
	Homicide Bureau	Captain
Lieutenant		6
Sergeant		8
Detective Sergeant		13
Deputy Sheriff IV		22
Stenographic Reporter		4
Supervising Stenographer I		1
Stenographic Secretary		1
Intermediate Stenographer		3
Transcriber Typist		3
Metropolitan Bureau	Captain	1
	Lieutenant	4
	Sergeant	14
	Deputy Sheriff IV	1
	Deputy Sheriff III	65
	Stenographic Secretary	1
	Intermediate Stenographer	1
Major Crimes	Captain	1
	Lieutenant	7
	Sergeant	23
	Detective Sergeant	43
	Deputy Sheriff IV	10
	Deputy Sheriff III	14
	Senior Typist-Clerk	1
	Stenographic Secretary	1
	Intermediate Stenographer	9
	Intermediate Typist-Clerk	1
	Typist-Clerk	2
Vice Bureau	Captain	1
	Lieutenant	4
	Sergeant	20
	Deputy Sheriff IV	22
	Deputy Sheriff III	68
	Stenographic Secretary	1
	Intermediate Stenographer	12
	Intermediate Typist-Clerk	3

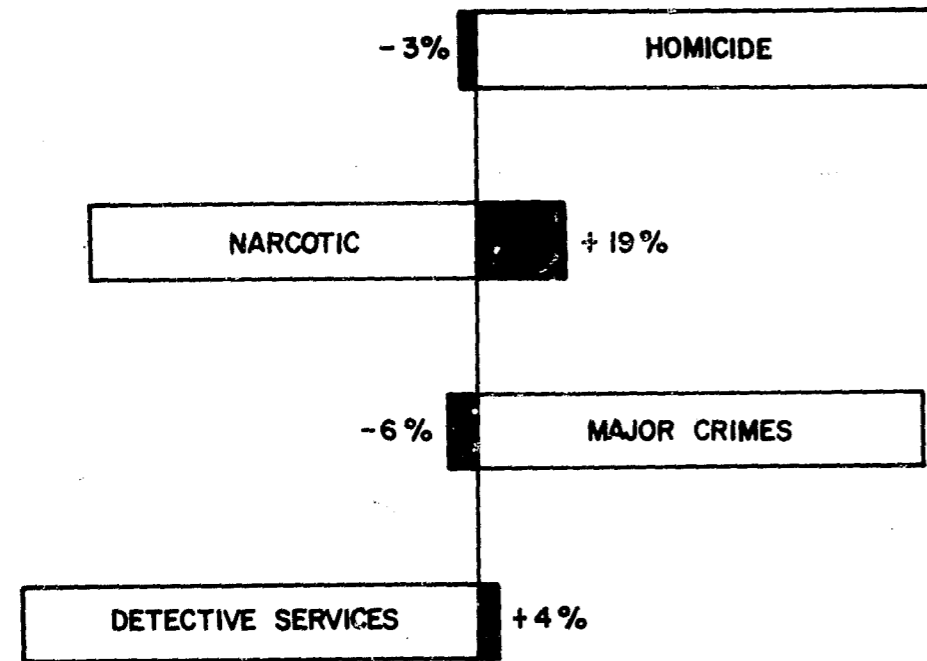
DETECTIVE DIVISION

PERSONNEL ASSIGNMENTS - CONTINUED

JULY 1, 1973

	TITLE	NUMBER OF POSITIONS
Detective Services	Captain	1
	Lieutenant	7
	Sergeant	15
	Detective Sergeant	3
	Deputy Sheriff IV	8
	Deputy Sheriff III	41
	Stenographic Secretary	1
	Intermediate Stenographer	6
	Supervising Teletype Operator	1
	Teletype Operator	4
	Intermediate Typist-Clerk	3

CASE ASSIGNMENTS
HEADQUARTERS DETECTIVE BUREAUS
PER CENT COMPARISON WITH PREVIOUS YEAR

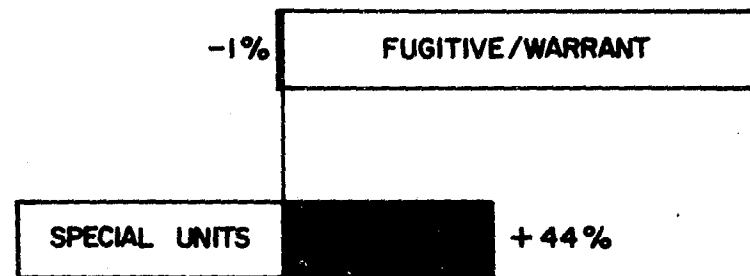


CASE ASSIGNMENTS TO DETECTIVE BUREAUS

	GRAND TOTAL	HOMICIDE	NARCOTIC	VICE
TOTAL				
Fiscal Year 1973-74	61179	3133	15662	4153*
Fiscal Year 1972-73	56547	3233	13170	2153
Percent Change	+8	-3	+19	N.C.
SEVEN MAJOR OFFENSES				
Criminal Homicide	223	223	-	-
Forcible Rape	1	1	-	-
Robbery	374	2	3	5
Aggravated Assault	210	21	5	1
Burglary	242	-	10	-
Grand Theft	237	-	-	-
Grand Theft Auto	197	-	4	3
ALL OTHER OFFENSES				
Checks (Worthless)	1698	-	-	-
Forgery	2203	1	-	-
Sex Felonies	93	-	-	26
Sex Misdemeanors	1009	-	-	1007
Assaults, Non-Aggravated	249	-	15	2
Weapon Laws	139	-	22	3
Defrauding, Misdemeanor	-	-	-	-
Offenses Against Family	-	-	-	-
Narcotics	14150	1	14109	14
Liquor Laws	9	-	6	3
Drunk	18	2	10	3
Disorderly Conduct	12	3	2	-
Loitering	1	-	1	-
Gambling	481	-	-	481
Drunk Driving	63	3	53	-
Vehicle Laws	352	1	1	5
Malicious Mischief	32	-	-	-
Arson	1392	2	1	-
Warrants	19299	-	-	-
Rec. Stolen Property	32	1	-	-
Fed. Offenses W/Out Money	13	-	4	1
Fed. Offenses with Money	-	-	-	-
Felonies, Misc.	337	43	5	5
Vehicle Burglary	6	-	-	-
Phone Booth Burglary	-	-	-	-
Boat Burglary	-	-	-	-
Aircraft Burglary	1	-	-	-
Theft, Petty	80	-	4	1
Misdemeanors, Misc.	224	2	12	169
NON-CRIMINAL				
Persons Missing	931	925	-	1
Juvenile, Non-Criminal	-	-	-	-
Commitments	-	-	-	-
Misc. Non-Criminal	13170	66	1377	2421
Suicide and Attempt	362	226	16	-
Mentally Ill	1134	8	-	-
Accidents, Traffic	8	6	-	-
Accidents, Misc.	616	29	1	2
Persons Dead	1581	1567	1	-

*Reporting procedures revised on February 1, 1974.

CASE ASSIGNMENTS
DETECTIVE SERVICES BUREAU
PER CENT COMPARISON WITH PREVIOUS YEAR




DETECTIVE SERVICES BUREAU

	TOTAL DETECTIVE SERVICES BUREAU	FUGITIVE & WARRANT	SPECIAL UNITS DETAIL
TOTAL			
Fiscal Year 1973-74	24741	20748	3993
Fiscal Year 1972-73	23711	20934	2777
Percent Change	+4	-1	+44
SEVEN MAJOR OFFENSES			
Criminal Homicide	-	-	-
Forcible Rape	-	-	-
Robbery	15	-	15
Aggravated Assault	177	-	177
Burglary	-	-	-
Grand Theft	4	-	4
Grand Theft Auto	-	-	-
ALL OTHER OFFENSES			
Checks (Worthless)	-	-	-
Forgery	1	-	1
Sex Felonies	67	-	67
Sex Misdemeanors	1	1	-
Assaults, Non-Aggravated	231	9	222
Weapon Laws	8	3	5
Defrauding, Misdemeanor	-	-	-
Offenses Against Family	-	-	-
Narcotics	14	4	10
Liquor Laws	-	-	-
Drunk	3	2	1
Disorderly Conduct	4	-	4
Loitering	-	-	-
Gambling	-	-	-
Drunk Driving	2	1	1
Vehicle Laws	2	1	1
Malicious Mischief	29	2	27
Arson	6	1	5
Warrants	19299	19299	-
Rec. Stolen Property	1	-	1
Fed. Offenses W/Out Money	3	3	-
Fed. Offenses with Money	-	-	-
Felonies, Misc.	142	140	2
Vehicle Burglary	-	-	-
Phone Booth Burglary	-	-	-
Boat Burglary	-	-	-
Aircraft Burglary	-	-	-
Theft, Petty	30	1	29
Misdemeanors, Misc.	9	7	2
NON-CRIMINAL			
Persons Missing	5	4	1
Juvenile, Non-Criminal	-	-	-
Commitments	-	-	-
Misc. Non-Criminal	2890	50	2840
Suicide and Attempt	116	43	73
Mentally Ill	1125	1125	-
Accidents, Traffic	-	-	-
Accidents, Misc.	548	52	496
Persons Dead	9	-	9

CASE ASSIGNMENTS
MAJOR CRIMES BUREAU

PER CENT COMPARISON WITH PREVIOUS YEAR



CASE ASSIGNMENTS TO DETECTIVE BUREAUS

MAJOR CRIMES BUREAU

	TOTAL MAJOR CRIMES BUREAU	ARSON & EXPLOSIVES	AUTO THEFT	FORGERY & FRAUD
TOTAL				
Fiscal Year 1973-74	13490	3077	5280	4111
Fiscal Year 1972-73	14280	3085	6050	3990
Percent Change	-6	-	-13	+3
SEVEN MAJOR OFFENSES				
Criminal Homicide	-	-	-	-
Forcible Rape	-	-	-	-
Robbery	349	-	15	-
Aggravated Assault	6	2	-	-
Burglary	232	2	2	2
Grand Theft	233	2	37	61
Grand Theft Auto	190	4	184	1
ALL OTHER OFFENSES				
Checks (Worthless)	1698	-	-	1697
Forgery	2201	-	-	2201
Sex Felonies	-	-	-	-
Sex Misdemeanors	1	1	-	-
Assaults, Non-Aggravated	1	1	-	-
Weapon Laws	106	4	-	-
Defrauding, Misdemeanor	-	-	-	-
Offenses Against Family	-	-	-	-
Narcotics	12	1	1	9
Liquor Laws	-	-	-	-
Drunk	-	-	-	-
Disorderly Conduct	3	3	-	-
Loitering	-	-	-	-
Gambling	-	-	-	-
Drunk Driving	5	1	4	-
Vehicle Laws	343	1	340	-
Malicious Mischief	3	3	-	-
Arson	1383	1367	15	-
Warrants	-	-	-	-
Rec. Stolen Property	30	-	7	4
Fed. Offenses W/Out Money	5	4	-	1
Fed. Offenses with Money	-	-	-	-
Felonies, Misc.	142	132	3	-
Vehicle Burglary	6	2	1	-
Phone Booth Burglary	-	-	-	-
Boat Burglary	-	-	-	-
Aircraft Burglary	1	-	-	-
Theft, Petty	45	1	2	26
Misdemeanors, Misc.	32	6	5	-
NON-CRIMINAL				
Persons Missing	-	-	-	-
Juvenile, Non-Criminal	-	-	-	-
Commitments	-	-	-	-
Misc. Non-Criminal	6416	1500	4659	109
Suicide and Attempt	4	-	4	-
Mentally Ill	1	-	-	-
Accidents, Traffic	2	1	1	-
Accidents, Misc.	36	36	-	-
Persons Dead	4	3	-	-

CASE ASSIGNMENTS TO DETECTIVE BUREAUS

MAJOR CRIMES BUREAU - CONTINUED

	ROBBERY	BURGLARY	STRATEGIC SUPPORT
TOTAL			
Fiscal Year 1973-74	403	525	94
Fiscal Year 1972-73	489	542	124
Percent Change	-18	-3	-24
SEVEN MAJOR OFFENSES			
Criminal Homicide	-	-	-
Forcible Rape	-	-	-
Robbery	332	2	-
Aggravated Assault	4	-	-
Burglary	2	224	-
Grand Theft	-	132	1
Grand Theft Auto	-	1	-
ALL OTHER OFFENSES			
Checks (Worthless)	-	1	-
Forgery	-	-	-
Sex Felonies	-	-	-
Sex Misdemeanors	-	-	-
Assaults, Non-Aggravated	-	-	-
Weapon Laws	48	1	53
Defrauding, Misdemeanor	-	-	-
Offenses Against Family	-	-	-
Narcotics	1	-	-
Liquor Laws	-	-	-
Drunk	-	-	-
Disorderly Conduct	-	-	-
Loitering	-	-	-
Gambling	-	-	-
Drunk Driving	-	-	-
Vehicle Laws	-	2	-
Malicious Mischief	-	-	-
Arson	-	-	1
Warrants	-	-	-
Rec. Stolen Property	-	19	-
Fed. Offenses W/Out Money	-	-	-
Fed. Offenses with Money	-	-	-
Felonies, Misc.	1	1	5
Vehicle Burglary	-	3	-
Phone Booth Burglary	-	-	-
Boat Burglary	-	-	-
Aircraft Burglary	-	1	-
Theft, Petty	-	16	-
Misdemeanors, Misc.	8	13	-
NON-CRIMINAL			
Persons Missing	-	-	-
Juvenile, Non-Criminal	-	-	-
Commitments	-	-	-
Misc. Non-Criminal	6	108	34
Suicide and Attempt	-	-	-
Mentally Ill	-	1	-
Accidents, Traffic	-	-	-
Accidents, Misc.	-	-	-
Persons Dead	1	-	-

CASE ASSIGNMENTS TO DETECTIVE BUREAUS

PROJECTIONS AND PERCENT CHANGE

	1973-74	AVERAGE OF 1970-71 THROUGH 1972-73	PERCENT CHANGE	PROJECTION FISCAL YEAR 1974-75
DETECTIVE SERVICES BUREAU				
Special Units Detail**	3993	2777*	+ 44	5210
Fugitive/Warrants Detail	20045	20119*	-	19970
Warrant Cases	19298	19312	-	19285
Mental Health Cases	504	561	- 10	450
Escape Cases	243	246	- 1	240
HOMICIDE BUREAU	3133	3209	- 2	3230
MAJOR CRIMES BUREAU				
Arson/Explosive Detail***	3077	3099	- 1	3205
Auto Theft Detail	621	629*	- 1	615
Burglary Detail	525	542*	- 3	510
Forgery/Fraud Detail****	4111	3990	+ 3	4475
Robbery Detail	403	489*	- 18	375
Strategic Support Detail	94	124*	- 24	N. C.
NARCOTICS BUREAU	15662	13375	+ 17	16615
VICE BUREAU				
Vice Detail	2167	1758	+ 23	2320
License Detail	1986****	187	N. C.	N. C.

* 1972-73 figures only.
 ** Special Units Detail figures adjusted to reflect reassignment of juvenile cases to the Youth Services Bureau in July, 1973
 *** Reporting procedures revised on January 30, 1973.
 **** Reporting procedures revised on February 1, 1974.

DETECTIVE DIVISION

HOMICIDE BUREAU

	FISCAL YEAR 1973-74	FISCAL YEAR 1972-73	PERCENT CHANGE
INVESTIGATIONS			
Abortions	1	-	+ 100
Accidental Deaths	218	304	- 28
Coroner's Cases	1324	1092	+ 21
Deputy Involved in Shootings	47	44	+ 7
Extortions	26	25	+ 4
Homicides	232	192	+ 21
Kidnappings	6	4	+ 50
Missing Persons	1305	1223	+ 7
Suicides	253	243	+ 4
Miscellaneous	77	49	+ 57

DETECTIVE DIVISION

METROPOLITAN BUREAU

WORK LOAD FISCAL YEAR 1973-74 MAN HOURS

BUREAU FUNCTIONS	
Administrative Duties (Adm. Lt., Oper. Lt., Adm. Sgt., Watch Dep., Corr. Off., Sec.)	6,474
Court Appearances	5,550
Detective Division Administration	841
Security Special Operations	128
Training	1,784
Total	14,777
ASSISTANCE TO OTHER UNITS	
Detective Services Bureau	
Fugitive/Warrant Detail	8,246
Special Units Detail	4,549
Homicide Bureau	4,028
Vice Bureau	35
Major Crimes Bureau	
Arson/Explosives Detail	610
Auto Theft Detail	318
Burglary Detail	1,535
Forgery/Fraud Detail	3,241
Robbery Detail	1,676
Strategic Support Detail	58
Narcotic Bureau	8,196
Patrol Division East	
Altadena Station	167
Crescenta Valley Station	4,402
East Los Angeles Station	6,514
Industry Station	8,133
Norwalk Station	6,748
Pico Rivera Station	7,016
San Dimas Station	4,040
Temple Station	8,327
Patrol Division West	
Antelope Valley Station	2,758
Firestone Station	6,572
Lakewood Station	9,024
Lennox Station	19,708
Malibu Station	1,995
Santa Clarita Valley Station	5,642
West Hollywood Station	3,908
Industrial Relations Bureau	86
Intelligence Bureau	16
Civic Center Security Unit	194
Pasadena Police Department	24
Public Administrator	45
Registrar-Recorder	118
Registrar of Voters	185
South Bay Burglary Investigation Team	356
Total	128,470
Work Load Total Man Hours	143,247

ARREST SUMMARY

Misdemeanor	150
Felony	1,165
Total Number Arrests	1,315

NARCOTIC BUREAU STATISTICS

	TOTAL	ADULT	JUVENILE
ARRESTS BY SEX			
Male	18487	14052	4435
Female	3238	2267	971
Total	21725	16319	5406
ARRESTS MADE BY			
Narcotic Bureau	2312	2134	178
Sheriff's Stations	19413	14185	5228
Total	21725	16319	5406
	TOTAL	ADULT*	JUVENILE
ARRESTS BY CHARGE			
Heroin Sale	279	276	3
Possession Heroin/Intent to Sell	126	122	4
Heroin Possession	460	443	17
Cocaine Sale	83	83	-
Possession Cocaine/Intent to Sell	44	44	-
Cocaine Possession	169	159	10
Possession Of Other Opiates	23	21	2
Hashish Oil Sale	7	7	-
Hashish Oil Sale to Juvenile	1	1	-
Possession Hashish Oil/Intent to Sell	4	4	-
Hashish Oil Possession	15	11	4
Hashish Sale	20	13	7
Possession Hashish/Intent to Sell	11	11	-
Hashish Possession	69	59	10
Marijuana Sale	238	219	19
Sale of Marijuana to Juvenile	18	17	1
Possession of Marijuana/Intent to Sell	382	329	53
Marijuana Possession	12018	8197	3821
Harvesting/Cultivating Marijuana	263	220	43
Methadone Sale	1	1	-
Methadone Possession	6	6	-
Barbiturates Sale	46	42	4
Sale of Barbiturates to Juvenile	1	1	-
Possession of Barbiturates/Intent to Sell	50	44	6
Barbiturates Possession	888	748	140
LSD Sale	35	29	6
Sale of LSD to Juvenile	1	1	-
Possession of LSD/Intent to Sell	6	3	3
LSD Possession	42	33	9
Amphetamine Sale	91	85	6
Sale of Amphetamine to Juvenile	2	2	-
Possession of Amphetamine/Intent to Sell	127	115	12
Amphetamine Possession	1390	1275	115
Peyote Possession	10	8	2
Possession of Peyote/Intent to Sell	2	-	2
Codeine Sale	5	5	-
Codeine Possession	24	18	6
Driving Under Influence/Narcotics	48	45	3
Other Narcotic Felony	121	107	14
Federal Violation	13	12	1
Illegal Use/Under Infl/Narcotics	2351	2219	132
Illegal Possession/Narcotic Paraphernalia	303	211	92
Driving Under Infl of Dangerous Drugs	25	24	1
Other Narcotic Misdemeanor	1900	1086	814
Civil Commitment	7	5	2
Total	21725	16361	5364

*For independent cities, Juveniles Arrested are included with Adults Arrested.

NARCOTIC BUREAU STATISTICS - CONTINUED

ADDITIONAL CHARGES (NON-NARCOTIC)		TOTAL OVERTIME HOURS WORKED	80,100.00
Forcible Rape	5	OTHER CASES ASSIGNED	
Robbery	62	RB-44 Investigations	1240
Burglary	188	Attempt Suicide	-
Grand Theft	28	Suspicious Circumstances	-
Grand Theft Auto	51	Found Property	-
Forgery	15	Found Narcotics	470
Other Felonies	79	Total	1710
Other Misdemeanors	362	RB-44 NARCOTIC INVESTIGATIONS CLOSED WITHOUT ARREST DUE TO	
Total	790	No Violation	70
TOTAL APPEARANCES		Insufficient Information	327
Court Appearances	12696	Arrested by Other Agency	13
Public Appearances	150	Total	410
Total	12846	EVIDENCE CONFISCATED	

Heroin	25,405 grams
Cocaine	10,024 grams
Marijuana	8,021,272 grams
Marijuana Plants	8,332
Hashish	13,059 grams
Hashish Oil	147 ounces
Amphetamines	3,598,782 units
Amphetamine Powder	5,228 grams
Barbiturates	70,725 units
Barbiturate Powder	81 grams
LSD	11,274 units
Percodan	4 units
Opium	14 grams
Peyote	595 grams
Peyote Buttons	195
Codeine	53 units
Demerol	50 cc
Methadone	431 grams
P. C. P.	6,592 grams
Hawaiian Baby Woodrose	1 gram
Methadrene	146 grams
Mescaline	31 units
Mescaline	13 grams
Poppy Plant	1
T. C. P.	310 grams
T. H. C.	65 grams
Unidentified Powder	1,166 grams

NARCOTIC BUREAU SPECIAL STATISTICS

ARRESTS OF ADULTS AND JUVENILES BY LOCATION OF OCCURRENCE

CONTRACT CITIES*
AND INDEPENDENT CITIES**

	ADULTS	JUVENILES		ADULTS	JUVENILES
Alhambra	1	-	Pasadena	4	-
Arcadia	1	-	*Pico Rivera	454	93
*Artesia	65	35	Pomona	3	-
*Avalon	39	8	*Rancho Palos Verdes	14	23
Azusa	6	-	Redondo Beach	8	-
Baldwin Park	11	-	*Rolling Hills	3	1
Bell	4	-	*Rolling Hills Estates	26	24
*Bellflower	328	130	*Rosemead	333	121
Bell Gardens	20	-	*San Dimas	108	70
Beverly Hills	3	-	San Fernando	8	-
*Bradbury	8	9	San Gabriel	11	-
Burbank	8	-	San Marino	-	-
*Carson	380	169	*Santa Fe Springs	352	75
*Cerritos	107	67	Santa Monica	17	-
Claremont	-	-	Sierra Madre	1	-
Compton	4	-	Signal Hill	1	-
*Commerce	309	53	*South El Monte	240	33
Covina	3	-	South Gate	4	-
*Cudahy	99	13	South Pasadena	-	-
Culver City	-	-	*Temple City	140	52
Downey	15	-	Torrance	5	-
*Duarte	129	42	Vernon	-	-
El Monte	61	-	*Wainut	39	25
El Segundo	4	-	West Covina	13	-
Gardena	1	-	Whittier	5	-
Glendale	3	-			
Glendora	3	-	Cities Total	6643	2057
*Hawaiian Gardens	73	33			
Hawthorne	15	-			
Hermosa Beach	-	-			
*Hidden Hills	1	3			
Huntington Park	-	-			
*Industry	119	30	UNINCORPORATED AREA		
Inglewood	38	-	Firestone	1906	383
Irwindale	4	-	East Los Angeles	1275	254
*Lakewood	289	149	Lennox	987	335
*La Mirada	207	176	Norwalk	462	167
*La Puente	321	131	Temple	233	84
La Verne	2	-	Santa Clarita	368	277
*Lawndale	245	69	Altadena	328	145
*Lomita	152	53	San Dimas	340	191
Long Beach	50	-	West Hollywood	1024	105
Los Angeles	272	-	Malibu	748	269
Lynwood	-	-	Antelope Valley	562	311
Manhattan Beach	3	-	Crescenta Valley	296	207
Marina Del Rey	61	9	Lakewood	23	2
Maywood	1	-	Industry	994	535
Monrovia	17	-	Pico Rivera	168	39
Montebello	13	-	**All Other Areas	4	3
Monterey Park	8	-			
*Norwalk	1009	224	Unincorporated Area Total	9718	3307
*Palmdale	89	64			
Palos Verdes Estates	-	-	Grand Total	16361	5364
*Paramount	253	73			
			Percent Increase	+12	+37

* Sheriff's Department Contract Cities

** For independent cities, juveniles are included with adults.

*** Includes the following crews: Administrative, Intelligence, Juvenile East, Juvenile West, and Major Violation

MAJOR CRIMES BUREAU

AUTO THEFT DETAIL

WORK LOAD	FISCAL YEAR 1973-74	FISCAL YEAR 1972-73	PERCENT CHANGE
CASE ASSIGNMENTS			
Auto Theft Investigations	999	1074	- 7
Abandoned Vehicles	5103	5578	- 9
Garage Inspections	26	56	- 54
Wrecking Yard Inspections	51	72	- 29
Motorcycle Shop inspections	12	14	- 14
Salvage Vehicle Inspections	69	250	- 72
Total	6260	7044	- 11
CASE DISPOSITIONS			
Stolen Vehicles Recovered	259	263	- 2
Value of Recovered Vehicles	\$ 416,370.00	\$ 510,785.00	- 18
Vehicles Identified as Not Stolen	1174	1259	- 7
Junk Vehicle Write-Offs	2497	2059	+ 21
Unidentifiable Vehicles	73	102	- 28
SPECIAL INVESTIGATIONS - Assisting Other Agencies	1070	583	+ 84
TRAINING	483 Hrs.	809 Hrs.	- 40
LECTURES	76 Hrs.	174 Hrs.	- 56
COURT TIME	888 Hrs.	890 Hrs.	-
OVERTIME WORKED	1398 Hrs.	2823 Hrs.	- 50
TOTAL ARRESTS	132	81	+ 63
Detail Arrests	60	61	- 2
Patrol Arrests	72	20	+ 260

FORGERY AND FRAUD DETAIL

WORK LOAD	FISCAL YEAR 1973-74	FISCAL YEAR 1972-73	PERCENT CHANGE
ASSIGNMENTS			
Forgery Detail	2800	2753	+ 2
Fraud Detail	241	278	- 13
Credit Card Detail	4543	-	*
Central Check Index	15345	12160	+ 26
Total	22929	15191	
Arrests	329	310	+ 6
SPECIAL INVESTIGATIONS - Assisting Other Agencies	13063	13870	- 6
SPECIAL EVENTS			
MAN HOURS			
Informational Investigations	10	43	- 77
Lectures	175	244	- 28
Complaint Time	1034	1037	-
Court Time	1382	1856	- 26
Overtime	2914	2644	+ 10
Total	5515	5824	- 5

*Credit Card Detail not computed 275 for 1972-73.

MAJOR CRIMES BUREAU

ROBBERY DETAIL

WORK LOAD	FISCAL YEAR 1973-74	FISCAL YEAR 1972-73	PERCENT CHANGE
CASE ASSIGNMENTS			
Direct Assignments	300	358	- 16
Joint Assignments	167	103	+ 62
Total	467	461	+ 1
Lineups			
On Sheriff's Cases	118	103	+ 15
For Other Agencies	162	143	+ 13
Total	280	246	+ 14
CASE DISPOSITIONS			
Cases Cleared - Sheriff	273	346	- 21
Cases Cleared - Other Agency	149	96	+ 55
Total	422	442	- 5
Custodies Handled			
Patrol Arrests	290	180	+ 61
Detail Arrests	103	109	- 6
Total	393	289	+ 36
Cases Filed (as per number of custodies, only)			
Patrol Arrests	119	119	-
Detail Arrests	73	124	- 41
Total	192	243	- 21
SPECIAL INVESTIGATIONS			
Robbery teletypes processed and filed	16694	18827	- 11
Investigative assistance to other agencies	-	4	- 100
Bank Inspections	-	4	- 100
Overtime (includes court time, if off duty)	6614	6228	+ 6
Court Time	2766.5	1787.5	+ 55
TRAINING PROGRAMS			
Lectures and Presentations	137	143	- 4
Firearms	333	446	- 25
Other	528	611	- 14

MAJOR CRIMES BUREAU

BURGLARY DETAIL

WORK LOAD	FISCAL YEAR 1973-74	FISCAL YEAR 1972-73	PERCENT CHANGE
CASE ASSIGNMENTS			
Safe Burglary	123	113	+ 9
Fur and Jewels	73	85	- 14
Precious Metals	34	35	- 3
Livestock	238	232	+ 3
Major Violators	62	20	+210
SPECIAL ASSIGNMENTS			
Investigation of Scrap Yards and Foundries	991	1096	- 10
Inspections	5306	5195	+ 2
Assistance to Other Details	3079	1667	+ 85
Special Assistance to Other Agencies	3514	2060	+ 71
Buy Forms Processed	10555	9372	+ 13
ARSON/EXPLOSIVE DETAIL			
WORK LOAD	FISCAL YEAR 1973-74	FISCAL YEAR 1972-73	PERCENT CHANGE
CASE ASSIGNMENTS			
	2987	2697	+ 11
GENERAL INVESTIGATIONS			
Assistance to Other Agencies	428	511	- 16
Suspicious Packages	47	61	- 23
BUREAU FUNCTIONS			
MAN HOURS			
Lectures and Speeches	86	226	- 62
Training	1034	1903	- 46
Court	1286	885	+ 45
Overtime	3080.5	3687.5	- 16
ARRESTS			
Complaints Filed	209	82	+155
Released	143	54	+165
	66	28	+136

MAJOR CRIMES BUREAU

STRATEGIC SUPPORT DETAIL

WORK LOAD	FISCAL YEAR 1973-74	FISCAL YEAR 1972-73	PERCENT CHANGE
CASE ASSIGNMENTS	135	150	- 10
CASE DISPOSITIONS			
Cleared by Arrest	53	34	+ 56
Inactivated	64	66	- 3
ARREST DISPOSITIONS			
Filed	30	23	+ 30
Released	32	11	+ 191
Released to Other Agency	5	7	- 29
SPECIAL INVESTIGATIONS			
Assist to Other Agency	66 (329 Hrs.)	42 (706 Hrs.)	+ 57
Assist to Other Detail	60 (407 Hrs.)	50 (959 Hrs.)	+ 20
Surveillance by Hours	2023	1553	+ 30
Contraband Recovered			
Weapons	286	47	+ 509
Explosives	9 sticks dynamite 21 blasting caps	17 cases dynamite 6000 ft. primacord 16 boxes blasting caps	
TRAINING	340	718	- 53
OVERTIME	2506.5	2890	- 13
COURT TIME	277	332	- 17

DETECTIVE SERVICES BUREAU

FUGITIVE/WARRANT

WORK LOAD	FISCAL YEAR 1973-74	FISCAL YEAR 1972-73	PERCENT CHANGE
CASE ASSIGNMENTS			
Superior Court Warrants	9176	9883	- 7
Fugitive Investigations	791	955	- 17
Escape Investigations	243	246	- 1
Mental Health Cases	504	561	- 10
Other Felony Warrants	540	404	+ 34
Misdemeanor Warrants	6117	5651	+ 8
Reactivated Cases	2674	2419	+ 11
Total	20045	20119	-
CASE DISPOSITIONS			
Cases Cleared by Arrest			
Fugitive	2651	2808	- 6
Patrol	1011	1058	- 4
Other Agencies	7033	7157	- 2
Total	10695	11023	- 3
Inactive Pending Workable Information	4265	3317	+ 29
Returned to Sender	1400	1206	+ 16
Recalled by Originator	3610	3354	+ 8
Total Dispositions	19970	18900	+ 6
SPECIAL INVESTIGATIONS			
Extraditions			
Requests	703	724	- 3
Approved	170	180	- 6
Completed	93	92	+ 1
Renditions			
Rendition Cases Processed	448	493	- 9
Fugitive Complaints Filed	439	435	+ 1
Renditions Completed	249	270	- 8
Escapes			
Escape Complaints Filed	203	236	- 14
Preliminary Hearings	215	220	- 2
Trials	120	89	+ 35
STATEWIDE CUSTODY			
Felony Cases Forwarded	853	1053	- 19
Misdemeanor Cases Forwarded	5957	5466	+ 9
OVERTIME (Hrs.)	3331	4805.5	- 31
COURT TIME (Hrs.)	2387	2007	+ 19
TRAINING			
Weapons	342	616	- 44
Special	292.5	1261	- 77
Total	634.5	1877	- 66

DETECTIVE SERVICES BUREAU

SPECIAL UNITS DETAIL

WORK LOAD	FISCAL YEAR 1973-74	FISCAL YEAR 1972-73	PERCENT CHANGE
CASE ASSIGNMENTS	3993	2777	+ 44
SPECIAL INVESTIGATIONS			
Jail Crimes General	1254	1091	+ 15
Jail Sex Crimes	62	81	- 23
Identi-Kit			
Composites Made	2262	2025	+ 12
Mug File Searches	2325	2115	+ 10
Juvenile and Motorcycle Gangs			
Crime Suspects Identified	208	286	- 27
Information Searches Requested	1223	1350	- 9
Information Transmitted	1093	1466	- 25
Field Investigations	384	345	+ 11
Pawnshop and Gun Records			
Pawnshops Inspected	1571	371	+ 323
Gun Stores Inspected	2006	1849	+ 8
Swapmeets Inspected	252	395	- 36
Buy Forms Processed	85088	89732	- 5
Gun Sales Reports Processed	13151	12747	+ 3
Name File Searches	460	500	- 8
Assistance to Outside Agencies	255	670	- 62
Sex Crimes (Non-Jail)			
Sex Offender M. O. File Searches	2030	381	+ 433
Field Investigations	225	342	- 34
Sex Offender M. O. Recorded, Indexed, and Filed	2110	1268	+ 66
Sex Registrants Received, Indexed, and Filed	563	106	+ 431
Assistance to Outside Agencies	101	514	- 80
ARRESTS			
Jail Crimes	371	475	- 22
Complaints Issued	67	84	- 20
Rejections	39	52	- 25
No Prosecution	221	91	+ 143
Pending	37	5	+ 640

DETECTIVE SERVICES BUREAU

IDENTI-KIT SECTION

	IDENTI-KIT COMPOSITES MADE	IDENTI-KIT SEARCHES MADE	IDENTI-KIT COMPOSITES MADE	IDENTI-KIT SEARCHES MADE
--	----------------------------------	--------------------------------	----------------------------------	--------------------------------

LOS ANGELES SHERIFF'S DEPARTMENT

HOMICIDE BUREAU

MAJOR CRIMES BUREAU

Auto Theft Detail
Burglary Detail
Forgery Detail
Robbery Detail

METROPOLITAN BUREAU

STATION DETECTIVE

Firestone
East Los Angeles
Lennox
Norwalk
Temple
Santa Clarita
Altadena
San Dimas
West Hollywood
Malibu
Antelope Valley
Crescenta Valley
Lakewood
City of Industry
Pico Rivera

Total

OTHER AGENCIES

Alhambra
Azusa
El Segundo
Glendora
Hermosa Beach
Inglewood
Irwindale
La Habra
Los Angeles
Manhattan Beach
Montebello
Monterey Park
San Gabriel
Whittier
Federal Bureau of Investigation
United States Postal Inspector
United States Postal Service

Total

12	13	12	13
1	1	1	1
11	11	11	11
36	72	36	72
187	180	187	180
4	4	4	4
394	394	394	394
44	44	44	44
516	516	516	516
118	118	118	118
118	118	118	118
13	13	13	13
63	63	63	63
87	87	87	87
155	155	155	155
17	17	17	17
31	31	31	31
29	29	29	29
240	240	240	240
92	92	92	92
24	24	24	24
2192	2222	2192	2222

VICE BUREAU

VICE DETAIL

	GRAND TOTAL	TOTAL UNINCORPORATED AREA	TOTAL CONTRACT CITIES	TOTAL NON-CONTRACT CITIES
INVESTIGATIONS*	32812	17190	10249	5373
INSPECTIONS**	3485	2431	864	190
TOTAL ARRESTS***				
Bookmaking	448	185	49	214
Prostitution	676	571	30	75
Gambling	1724	1671	38	15
Pornography	132	92	39	1
Lewd Conduct	259	134	84	41
Miscellaneous Felonies	87	64	13	10
Miscellaneous Misdemeanors	49	44	4	1
Nudity	50	23	27	-
MAN HOURS EXPENDED	85019:00	46518:45	24860:45	13639:30

*Investigations include actions taken as the result of information and/or complaints received.
 **Inspections include routine checks of bars, theaters, arcades, etc.
 ***Arrest figures include Citations issued in lieu of booking.

VICE BUREAU

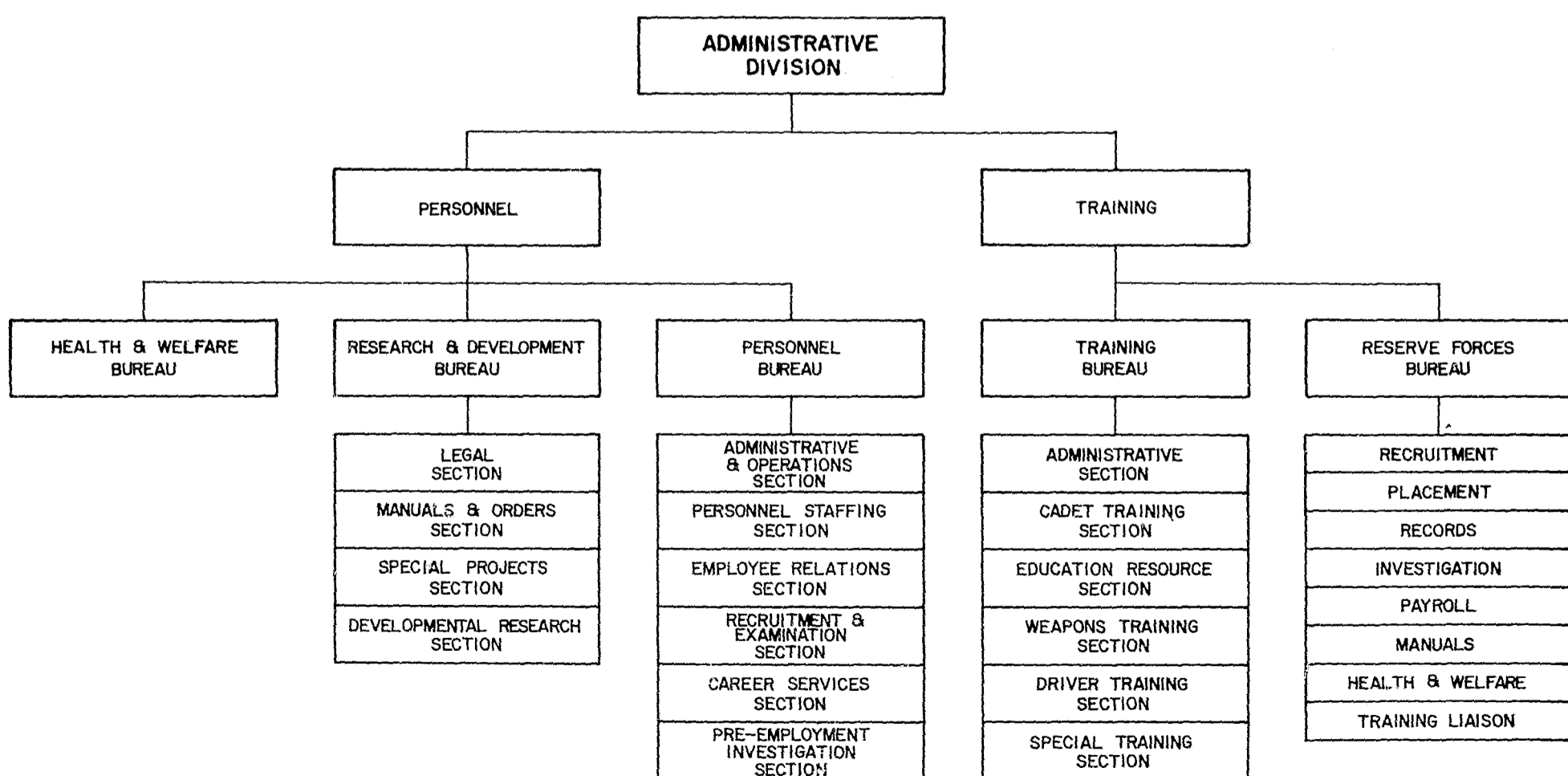
LICENSE DETAIL

	FISCAL YEAR 1973-74	FISCAL YEAR 1972-73	PERCENT CHANGE
INVESTIGATIONS			
Applications	4621	-	**
Complaints	849	-	**
Follow-up	781	-	*
Renewals	1016	-	*
INSPECTIONS	10036	8964	+ 12
INVESTIGATIONS	1133	7518	***
ENFORCEMENTS			
Warnings	1463	711	+106
Complaint Reports	156	189	- 17
Citations	127	167	- 24
Arrests	142	91	+ 56
APPEARANCES			
Court	273	194	+ 41
Hours	1258	-	**
Personal	37	8	+363
Hours	52	-	*
LIAISON			
Contract Cities	3565	-	**
Stations	1640	-	**
B. L. C. ACTIVITY			
Accusations Filed	39	-	**
Revocations/Suspensions/Denials	144	211	- 32
BICYCLE LICENSES ISSUED	24130	33621	- 28

*Last seven months of Fiscal Year 1973-74 only.
 **Statistics not reported during Fiscal Year 1972-73.
 ***Change in reporting procedure.

Chapter 6

**ADMINISTRATIVE
DIVISION**



ADMINISTRATIVE DIVISION

PERSONNEL ASSIGNMENTS

JULY 1, 1973

	TITLE	NUMBER OF POSITIONS
DIVISION ADMINISTRATION	Division Chief	1
	Inspector	2
	Sergeant	3
	Deputy Sheriff III	0.5
	Corrections Officer	1
	Intermediate Stenographic Secretary	1
	Stenographic Secretary	1
Administrative Services Bureau	Captain	1
	Lieutenant	3
	Sergeant	19
	Deputy Sheriff IV	5
	Deputy Sheriff III	18
	Stenographic Reporter	1
	Supervising Stenographer I	1
	Stenographic Secretary	1
	Intermediate Stenographer	4
Intermediate Typist-Clerk	1	
Career Development Bureau	Captain	1
	Lieutenant	3
	Sergeant	5
	Deputy Sheriff IV	12
	Deputy Sheriff III	5
	Stenographic Secretary	1
	Intermediate Typist-Clerk	1
Community Crime Prevention Bureau	Sergeant	2
	Deputy Sheriff IV	6
	Intermediate Stenographer	2
Community Relations Bureau	Captain	1
	Lieutenant	2
	Sergeant	13
	Deputy Sheriff IV	26
	Deputy Sheriff III	11
	Stenographic Secretary	1
	Intermediate Stenographer	3
Intermediate Typist-Clerk	1	
Community Services	Inspector	1
	Lieutenant	1
	Sergeant	3
	Intermediate Stenographic Secretary	1
Comprehensive Burglary Prevention Grant	Captain	1
	Sergeant	2
	Deputy Sheriff IV	4
	Administrative Assistant III	1
	Accountant II	1
	Stenographic Secretary	1
	Intermediate Stenographer	1
Health and Welfare Bureau	Lieutenant	1
	Sergeant	3
	Deputy Sheriff IV	3
	Deputy Sheriff III	1
	Senior Typist-Clerk	1
	Intermediate Clerk	1

ADMINISTRATIVE DIVISION

PERSONNEL ASSIGNMENTS - CONTINUED

JULY 1, 1973

	TITLE	NUMBER OF POSITIONS
Personnel Bureau	Captain	1
	Lieutenant	4
	Sergeant	3
	Deputy Sheriff IV	3
	Deputy Sheriff III	2
	Senior Departmental Personnel Assistant	1
	Supervising Typist-Clerk	1
	Senior Typist-Clerk	1
	Stenographic Secretary	1
	Intermediate Typist-Clerk	9
	Intermediate Clerk	1
	Typist-Clerk	1
	Student Worker	10
Research and Development Bureau	Captain	1
	Lieutenant	1
	Sergeant	9
	Deputy Sheriff IV	9
	Deputy Sheriff III	4
	Administrative Assistant II	1
	Stenographic Secretary	1
Intermediate Typist-Clerk	3	
Reserve Forces Bureau	Captain	1
	Lieutenant	1
	Sergeant	6
	Deputy Sheriff, Reserves	2800
	Stenographic Secretary	1
	Intermediate Stenographer	1
Sheriff's Information Bureau	Inspector	1
	Lieutenant	2
	Sergeant	6
	Deputy Sheriff IV	14
	Deputy Sheriff III	7
	Stenographic Secretary	1
	Intermediate Stenographer	2
	Intermediate Typist-Clerk	1
	Public Information Assistant	1
Training Bureau	Captain	1
	Lieutenant	3
	Sergeant	10
	Deputy Sheriff IV	43
	Deputy Sheriff III	19
	Deputy Sheriff I	105
	Graphic Arts Coordinator	1
	Corrections Officer	3
	Stenographic Secretary	1
	Supervising Typist-Clerk	1
	Intermediate Stenographer	2
Intermediate Typist-Clerk	1	

PERSONNEL BUREAU

STAFFING AND OPERATIONS SECTION

Sworn Personnel

New Employees	151
P. E. P. (Public Employees Program)	173
Affirmative Action	29
Lateral Entry	47
Reinstatement	79
All Others	

Total New Employees 479

Separated from Department 334

Total Sworn Personnel - 6/30/74 5,222

Non-Sworn Personnel

New Employees 449

Separated from Department 407

Total Non-Sworn Personnel - 6/30/74 1,846

Total Department Personnel - 6/30/74 7,068

Sworn Personnel Operations

Promotions		Transfers	
Deputy	860	Deputy	1,666
Sergeant	208	Sergeant	305
Lieutenant	64	Lieutenant	148
Captain	32	Captain	55
Inspector	10	Inspector	20
Chief	2	Chief	6
Total	1,176	Total Transfers	2,200

Restorations

Detective Sergeant to Supervising Sergeant Applications	50
Pending	6
Disapproved	1
Effectuated	43
Deputy III to Deputy IV	23

Demotions

Supervising Sergeant to Detective Sergeant Approved	53
Pending	5
Deputy IV to Deputy III	47
Deputy III to Deputy II	12
Deputy III to D.A. Investigator I	5
Deputy Trainee to Non-sworn personnel	4

PERSONNEL BUREAU

PRE-EMPLOYMENT INVESTIGATION SECTION

	INVESTIGATIONS	FAILED BACKGROUND	PERCENTAGE FAILED	FAILED MEDICAL	PERCENTAGE FAILED
Deputy Sheriff	689	41	6%	67	10%
Reserve Deputy	321	45	14%	-	-
Civilian Employees	530	30	6%	-	-
Harbor Patrol	2	-	-	-	-
Park Patrol	15	3	20%	-	-
Security Guards	114	22	19%	-	-
Other	16	-	-	-	-
Reciprocal Police Department Investigations	19	-	-	-	-
Reinstatements					
Deputy	65	-	-	3	5%
Sergeant	2	-	-	1	50%
Lieutenant	1	-	-	-	-
Civilian	25	-	-	2	8%
Total	1799	141			

PERSONNEL BUREAU

CAREER SERVICES SECTION

Section Objectives - To improve the use and development of human resources in the Sheriff's Department.

Job Rotation - Designed and implemented. The Job Rotation Program involves a total of 78 Deputies participating in two elements - short term (9 weeks) and long term (27 weeks), it is now a regular ongoing program.

Position Specifications - A catalog of 677 positions in the Department has been collected and compiled for the Automated Personnel Information System.

Career counselors - Counseling classes completed include: Principles of Psychology, Communication, Attitudes and Motivation, Occupations and Careers, Equal Opportunity Guidelines and Ethics. A pilot program in which academy cadets will receive career counseling is now being formulated.

Job Satisfaction Questionnaires - Constructed and administered to all sworn members of the Department. The results are now undergoing analysis which should be completed early in fiscal year 1974-75.

Educational Resources Catalog - An educational opportunities catalog for law enforcement at more than 50 local colleges and universities has been compiled and copies are being distributed to all Departmental units.

Automated Personnel Information System - System analysis has been completed. Ninety-five percent of the system's design has been completed. Conversion of personnel and training records will be completed and system activated in late 1974.

EMPLOYEE RELATIONS SECTION

During fiscal year 1973-74, employee representative organizations made one hundred twenty-six (126) contacts with the Employee Relations Section of the Personnel Bureau. These were separate communications apart from the negotiating table and involved employee complaints and inquiries about Sheriff's Department procedures and actions pertaining to personnel matters.

Negotiating sessions were regularly attended as management representation for ten of the twenty-three Bargaining Units that affect the majority of Sheriff's Department employees. Continuous liaison was maintained with the County Department of Personnel for the remaining fourteen Bargaining Units, monitoring Union demands, and communicating Department response.

Nineteen formal grievances were processed during the fiscal year.

Coordination was provided for the administration of all (23) Memoranda of Understanding applicable to the Sheriff's Department.

The Personnel Bureau Information Lecture Series was presented to approximately 1,000 Deputies in the Custody Division. The lectures included explanations of transfer policies, promotional opportunities practices, special pay situations, and other employee relations matters.

PERSONNEL BUREAU

RECRUITMENT AND EXAMINATION SECTION

RECRUITMENT UNIT

Applications Received	5,136	
Oral Interviews Administered	2,659	51.77%
Oral Interviews Passed	915	34.41% of Oral Interviews Administered

Public Employment Program Certification

Applications Received	372	
Oral Interviews Administered	321	86.29%
Oral Interviews Passed	279	86.92% of Oral Interviews Administered

Appearances before colleges, clubs and military organizations	140	
---	-----	--

EXAMINATIONS AND CLASSIFICATION UNIT

The Examinations and Classification Unit is responsible for designing and administering the decentralized Deputy Sheriff II, III, and IV promotional examinations. The Unit is also responsible for liaison with the Department of Personnel on Deputy Trainee and all civilian promotional examinations, as well as all Deputy reclassifications, and the preparation of material relating to salaries and compensation in the Sheriff's Department. The Unit is also concerned with the monitoring of the Department's interpretation and application of Affirmative Action which requires continual assessment of the viability of all selection components being utilized in the Department.

TRAINING BUREAU

FISCAL YEAR
1973-74

TRAINING

Total Personnel Trained 10,886

CADET TRAINING

Cadets Entering Classes 160-166 785
(Including 35 Participating Agencies)
Cadets Graduated Classes 160-166 553
Percent Graduated 70%

RESERVE TRAINING COURSE

Cadets Entering Classes 32-34 315
(Including 15 Participating Agencies)
Cadets Graduated Classes 32-34 153
Percent Graduated 49%

DRIVER TRAINING COURSE

L. A. S. D. Personnel 874
Participating Agency Personnel 668
Total 1,542

DISORDER AND RIOT TRAINING

L. A. S. D. Personnel 581
Participating Agency Personnel 432
Total 1,013

TEAR GAS TRAINING

L. A. S. D. Personnel 1,342
Participating Agency Personnel 110
Total 1,452

SERGEANT SUPERVISORY COURSE

L. A. S. D. Personnel 124
Participating Agency Personnel 178
Total 302

TEACHER TRAINING COURSE

L. A. S. D. Personnel 163
Participating Agency Personnel 172
Total 335

ARREST AND FIREARMS - 832 P.C.

L. A. S. D. Personnel 789
Participating Agency Personnel 3,098
Total 3,887

TRAINING BUREAU - CONTINUED

FISCAL YEAR
1973-74

SECURITY FOR LAW ENFORCEMENT

L. A. S. D. Personnel 90
Participating Agency Personnel 9
Total 99

ADVANCED OFFICER TRAINING

Total Personnel Trained 938

OTHER IN-SERVICE SCHOOLS

L. A. S. D. Personnel 183
Participating Agency Personnel 35
Total 218

WAYSIDE PRACTICAL POLICE COURSE

L. A. S. D. Personnel 11,317
Participating Agency Personnel 1,405
Total 12,722

WAYSIDE RANGE - COURSES FIRED

L. A. S. D. Personnel 10,153
Participating Agency Personnel 1,944
Total 12,097

MIRA LOMA RANGE - COURSES FIRED

L. A. S. D. Personnel 3,393
Participating Agency Personnel 178
Total 3,571

ACADEMY RANGE - COURSES FIRED

L. A. S. D. Personnel 34,814
Participating Agency Personnel 7,945
Total 42,759

ENTIRE RANGE OPERATION - COURSES FIRED

Total Side Arm Courses Fired 60,752
Total Shotgun Courses Fired 5,362
Total Special Weapons Fired 1,317
Total Night Courses Fired 2,009
Total Weapons Inspected 2,622
Total Weapons Tested 1,407
Total Weapons Repaired 1,487
Total Number of Rounds Expended 2,731,000
Total Number of Rounds Reloaded 2,806,424

TRAINING BUREAU - CONTINUED

	FISCAL YEAR 1973-74
ADMINISTRATION	
HONOR GUARD DETAILS	
Number of Events	35
Number of Personnel	511
STAFF ARTIST SECTION	
Number of Projects Completed	812
Total Man Hours Involved	10,039
SUPPLY ROOM	
Number of Personnel Processed	904
VISUAL AIDS SECTION	
Number of Films Loaned	3,599
Total Attendance	54,571
Handouts Reproduced	387
ACADEMY TOURS	
Number of Events	132
Total Attendance	5,071
RANGE DEMONSTRATIONS	
Number of Events	53
Total Attendance	4,514

RESERVE FORCES

	TOTAL	RESERVE (UNIFORMED)	POSSE	MOUNTAIN RESCUE
TOTAL HOURS WORKED				
Fiscal Year 1973-74	452208	347859	82413	21936
Fiscal Year 1972-73	425837	327040	78005	20792
Percent Change	+6	+6	+6	+6
REPLACING REGULAR DEPUTIES				
Fiscal Year 1973-74	231040	195252	25301	10487
Fiscal Year 1972-73	206806	173268	22467	11071
Percent Change	+12	+13	+13	-5
EDUCATIONAL AND ADMINISTRATIVE DUTIES				
Fiscal Year 1973-74	221168	152607	57112	11449
Fiscal Year 1972-73	219031	153772	55538	9721
Percent Change	+1	-1	+3	+18
AVERAGE NUMBER OF RESERVE DEPUTIES				
Fiscal Year 1973-74	1316	865	369	82
Fiscal Year 1972-73	1262	840	341	81
Percent Change	+4	+3	+8	+1
AVERAGE NUMBER OF HOURS WORKED PER YEAR PER DEPUTY				
Fiscal Year 1973-74	343.62	402.15	223.34	267.51
Fiscal Year 1972-73	337.43	389.33	228.75	256.69
Percent Change	+2	+3	-2	+4

SEARCH AND RESCUE OPERATIONS

	FISCAL YEAR 1973-74				
	ALTADENA STATION	ANTELOPE VALLEY STATION	CRESCENTA VALLEY STATION	SAN DIMAS STATION	SANTA CLARITA VALLEY STATION (SYLMAR)
Search and Rescue Operations	25	19	85	59	15
Number of Victims Involved	46	27	138	73	987
Number of Victims Injured	8	14	44	35	-
Number of Deaths	2	-	4	6	4
Total Number of Personnel Involved	197	80	741	536	155
Total Man Hours	1345	444	2918	1962	1293
Assistance to Outside Agencies	-	-	8	7	-

RESEARCH AND DEVELOPMENT BUREAU

FUNCTIONS

MANUALS AND ORDERS SECTION

Preparation, distribution and maintenance of the Department's Policy and Procedures Manual
Preparation and issuance of Temporary Departmental Orders
Assisting in the development of Division/Bureau Manuals

LEGAL SECTION

Conducts legal research for Departmental policies and procedures
Responds to special requests for information of a legal nature
Provides Department liaison to County Counsel and District Attorney
Assists the legislative program for Sheriff's Department when state legislature is in session
Reviews and circulates periodicals of concern to law enforcement
Maintains index of pertinent material in legal reference library
Prepares and distributes legal bulletin

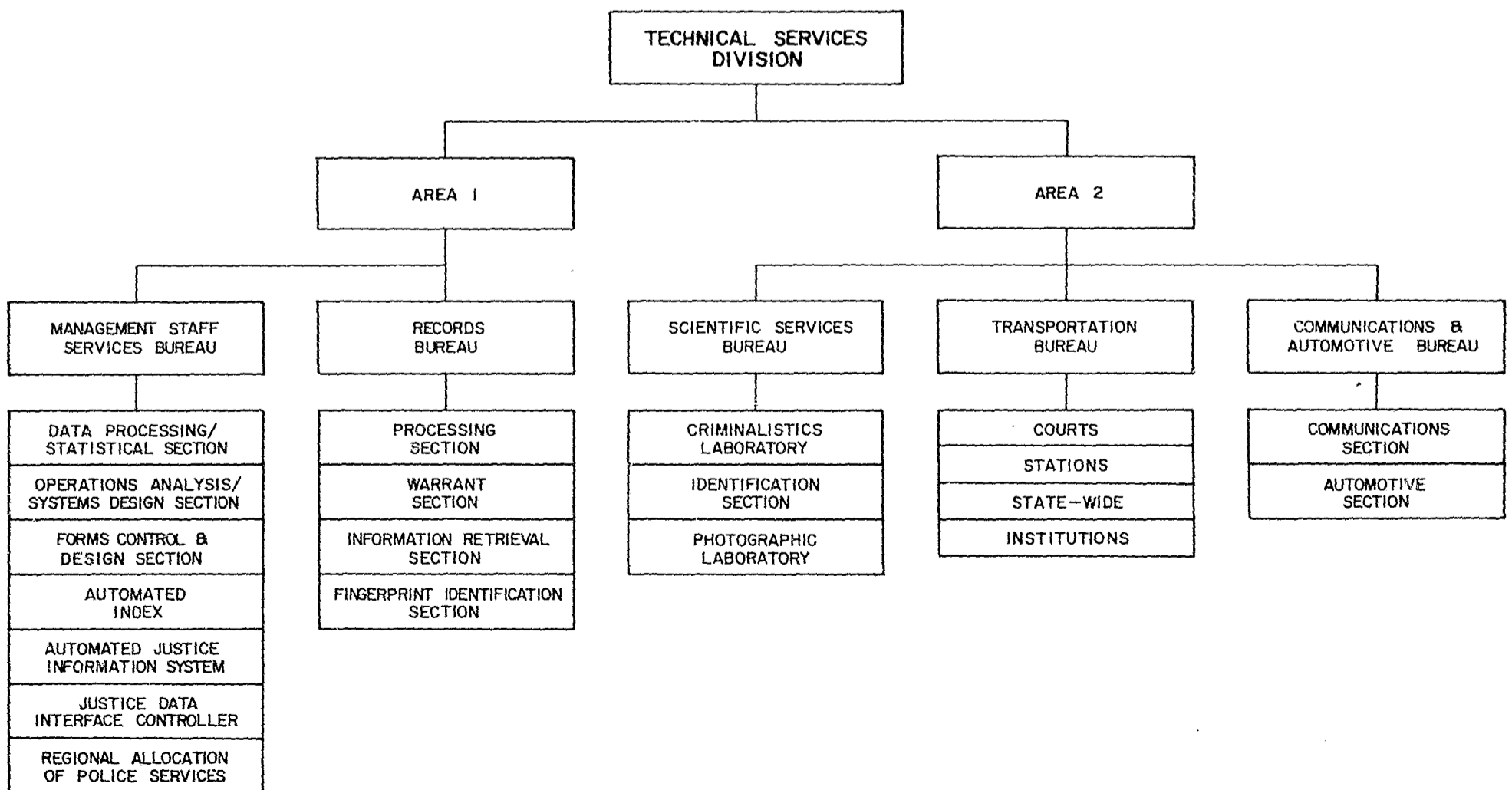
SPECIAL PROJECTS SECTION

Preparation of special studies and research projects
Preparation, implementation, and evaluation of new programs
Conducting and answering surveys
Preparation of speeches and speech material
Answering and preparing correspondence for Department executives
Briefs written material of interest to law enforcement

LIBRARY SECTION

Maintains Bureau Library
Responds to special requests for library research

Chapter 7
TECHNICAL
SERVICES
DIVISION



TECHNICAL SERVICES DIVISION

PERSONNEL ASSIGNMENT

JULY 1, 1973

	TITLE	NUMBER OF POSITIONS
DIVISION ADMINISTRATION	Division Chief	1
	Inspector	2
	Lieutenant	1
	Sergeant	1
	Intermediate Stenographic Secretary	1
	Stenographic Secretary	1
Communications and Automotive Bureau	Captain	1
	Lieutenant	3
	Sergeant	12
	Deputy Sheriff IV	1
	Deputy Sheriff I	1
	Communications Coordinator	1
	Chief, Teletype Operations	1
	Supervising Radiotelephone Operator	5
	Radiotelephone Operator	43
	Supervising Teletype Operator	4
	Stenographic Secretary	1
	Intermediate Stenographer	2
	Teletype Operator	8
	Intermediate Typist-Clerk	1
Management Staff Services Bureau	Lieutenant	1
	Sergeant	2
	Deputy Sheriff IV	7
	Administrative Assistant II	2
	Supervising Statistical Analyst	1
	Head Tabulating Machine Operator	1
	Intermediate Tabulating Machine Operator	3
	Senior Statistical Clerk	1
	Tabulating Machine Operator	4
	Supervising Clerk	1
	Intermediate Stenographer	2
	Statistical Clerk	2
	Keypunch Operator	5
	Intermediate Clerk	4
	Intermediate Typist-Clerk	2
Record Bureau	Captain	1
	Lieutenant	5
	Sergeant	7
	Deputy Sheriff IV	12
	Deputy Sheriff II	1
	Fingerprint Identification Technician	1
	Chief Clerk	1
	Supervising Fingerprint Clerk	4
	Intermediate Supervising Clerk	5
	Supervising Stenographer I	1
	Supervising Clerk	3
	Supervising Typist-Clerk	9
	Senior Clerk	27
	Senior Typist-Clerk	1
	Stenographic Secretary	1
	Fingerprint Clerk	30
	Intermediate Stenographer	4
	Intermediate Typist-Clerk	140.5
	Intermediate Clerk	3
	Typist-Clerk	12

TECHNICAL SERVICES DIVISION

PERSONNEL ASSIGNMENTS - CONTINUED

JULY 1, 1973

	TITLE	NUMBER OF POSITIONS
Scientific Services Bureau	Captain	1
	Lieutenant	2
	Sergeant	10
	Deputy Sheriff IV	28
	Deputy Sheriff II	4
	Supervisor, Sheriff's Criminalistics Lab	1
	Supervising Criminalist	1
	Criminalist III	4
	Criminalist II	25
	Photographer II	2
	Criminalist I	3
	Photographer I	14
	Senior Clerk	2
	Stenographic Secretary	1
	Fingerprint Clerk	1
	Intermediate Stenographer	4
	Intermediate Typist-Clerk	3
Transportation Bureau	Captain	1
	Lieutenant	5
	Sergeant	13
	Deputy Sheriff IV	20
	Deputy Sheriff III	32
	Deputy Sheriff II	175
	Corrections Officer	4
	Stenographic Secretary	1
	Intermediate Typist-Clerk	2
	Intermediate Stenographer	1

TECHNICAL SERVICES DIVISION

TRANSPORTATION BUREAU

PRISONER AND PERSONNEL TRANSPORTATION

SHERIFF'S LOCATIONS	MALE	FEMALE	TOTAL
Firestone	6646	633	7279
East Los Angeles	2903	18	2921
Lennox	3494	393	3887
Norwalk	2515	239	2754
Temple	1823	171	1994
Santa Clarita Valley	830	20	859
Altadena	369	47	416
San Dimas	626	52	678
West Hollywood	1096	200	1296
Malibu	840	40	880
Antelope Valley	481	28	509
Crescenta Valley	466	8	474
Lakewood	2323	286	2609
Industry	2705	208	2913
Pico Rivera	1088	74	1162
Detention Camps	2956	-	2956
Wayside Honor Rancho	53308	-	53308
Mira Loma	11060	-	11060
Biscailuz Center	31836	-	31836
Sybil Brand	-	31349	31349
Jails	44589	-	44589
Total	171954	33775	
Total Male and Female Prisoners			205729
Prisoners Transported - Sheriff's Locations and Police Departments Total			299255

POLICE DEPARTMENT	MALE	FEMALE	TOTAL
Los Angeles	90052	2556	92608
Other Police Departments	855	63	918
Total	90907	2619	
Total Male and Female Prisoners			93526

TECHNICAL SERVICES BUREAU

TRANSPORTATION BUREAU

PRISONER AND PERSONNEL TRANSPORTATION (CONTINUED)

SPECIAL DETAIL ITEMS

Special Court Transportation	3355
Forthwiths	1720
Assistance to Other Sheriff's Divisions	1244
Administrative	731
Civil	-
Other	513
Total	6319

SPECIAL DETAIL ITEMS

Assistance to Other County Departments	398
Courts (Juries)	363
Others	35
Assist Police	401
Equipment Loans	1551
Miscellaneous (Detail)	878
Total	3228

LOCATION	MALE	FEMALE
Municipal & Superior Courts	416896	45394
United States Court	582	103
Total Courts	417478	45497
Los Angeles County University of Southern California Medical Center (General Hospital)	10905	2265
Juvenile Hall	3678	900
Total	14583	3165
Combined Totals	432061	48662

LOCATION	MALE & FEMALE COMBINED
California State Institutions	6694
Others - Out of County	4474
Total	11168
State Hospitals	750
All Other Hospitals	-
Total	750
Combined Totals	11918

TOTAL PRISONERS TRANSPORTED

MALE & FEMALE TOTALS

Courts, Juvenile Hall & Los Angeles County University of Southern California Medical Center (General Hospital)	480723
Sheriff's Locations and Police Departments	299255
State Institutions and Hospitals	11918
Grand Total - People Transported	791896

TECHNICAL SERVICES DIVISION
SCIENTIFIC SERVICES BUREAU - CRIMINALISTICS LABORATORY

FISCAL YEAR
1973-74

FISCAL YEAR
1972-73

CASES SUBMITTED BY SHERIFF'S DEPARTMENT

Detective Division	13610	11686
Patrol Division	2867	1589
Other Division	325	56
Total Sheriff's Department	16802	13331
Percentage Change	+26	

CASES SUBMITTED BY OTHER AGENCIES

Non-Contract Cities	12585	11558
State of California	4910	5038
Other Departments, Los Angeles County	445	384
Federal	249	104
All Others	5	9
Total Other Agencies	18194	17093
Percentage Change	+6.4	

TOTAL OF ALL CASES SUBMITTED

Total	34996	30424
PERCENT CHANGE	+15	

TECHNICAL SERVICES DIVISION

SCIENTIFIC SERVICES BUREAU - CRIMINALISTICS LABORATORY

	FISCAL YEAR 1973-74	FISCAL YEAR 1972-73
TYPE OF EXAMINATION		
Alcoholic Beverages	423	259
Automobile Examinations	72	111
Blood Alcohol	22439	15120
Blood Tests	11751	13871
Bullet Comparison	1097	1360
Body Examinations	40	25
Chemical - Miscellaneous	3103	4764
Cartridge Case Comparisons	1092	1547
Documents	30965	27554
Drugs	111253	101033
Dirts	49	81
Explosive Substances	29	66
Fingernail Deposits	138	45
Fingerprints Restoration	-	-
Fibers and Fabrics	281	183
Firearm Examinations	698	782
Flammables	240	417
Field Investigations	332	319
Glass	91	163
Gunpowder Residue	215	185
Hair	2619	1549
Metals	50	269
Narcotics	95695	57292
Obliterated Data	77	103
Photographs	440	451
Paints	1167	772
Polygraph Examinations	2636	1810
Physical Miscellaneous	2871	3145
Reproductions - Plaster and Moulage	3	4
Semen	2668	1845
Toxicological	2913	1578
Tool Marks	241	310
Miscellaneous Examinations	969	1855
Other Activities	886	847
Total Examinations	297543	239515
Percentage Change	+24	

TECHNICAL SERVICES DIVISION

SCIENTIFIC SERVICES BUREAU - IDENTIFICATION SECTION

	FISCAL YEAR 1973-74	FISCAL YEAR 1972-73
Number of Calls	30900	25907
Prints Found	6007	6845
Photos Taken	2714	2692
Casts Made	3	7
Fingerprint Comparisons	1837387	2602292
Persons Identified	736	683
Court Appearances	857	911
D. A. Felony Priors Processed	61	51
Certified Documents Compiled	528	497
Total	1879193	2639885
Percentage Change	-29	
Man Hours in Court	2604	2910

SCIENTIFIC SERVICES BUREAU - PHOTOGRAPHIC LABORATORY

	FISCAL YEAR 1973-74	FISCAL YEAR 1972-73
PHOTOGRAPHIC WORK		
Black and White Negatives	263764	250981
Black and White Prints	1138598	1117189
Color Negatives	85434	61679
Color Prints	118807	89551
Total	1606603	1519400
Percentage Change	+6	
VIDEO		
Lineups	192	113
Crime Scenes	42	13
Training	56	17
Court	25	4
Public Relation	37	9
Total	352	156
Percentage Change	+126	

TECHNICAL SERVICES DIVISION

MANAGEMENT STAFF SERVICES BUREAU

OPERATIONS ANALYSIS AND SYSTEMS DESIGN SECTION

- Systems Analysis Unit
 - Document and analyze existing procedures
 - Evolve new procedures to obtain maximum operative efficiency and economy
 - Designate record-keeping processes that can employ automation
- Systems Development Unit
 - Develop automated systems to supply record-keeping and data processing requisites
 - Document all phases of existing and proposed automated systems
- Systems Support Unit
 - Supervise maintenance of current systems
 - Develop and activate operational improvements
 - Maintain liaison between the Sheriff's Department and the Department of Data Processing
- Forms Control and Design Unit
 - Evaluate current forms for revision and/or supplementation
 - Consolidate recorded information for more efficient utilization
 - Outline and design new forms
 - Maintain a complete library of all departmental forms

DATA PROCESSING AND STATISTICS SECTION

- Coding and Statistics Unit
 - Code pertinent statistical information for tabulation
 - Prepare reports required by the State Bureau of Criminal Statistics
 - Publish statistical reports on contract cities and the Sheriff's Department
 - Furnish statistical information upon request
- Data Processing Unit
 - Provide keypunching for automated and unit record systems
 - Tabulate statistical reports
 - Maintain Officer Qualification File
 - Prepare court lists
 - Maintain personnel roster files
 - Prepare overtime for Unusual Occurrences reports
 - Prepare Regional Allocation of Police Services reports

JUSTICE DATA INTERFACE CONTROLLER (J.D.I.C.) SECTION

- Develop an enhanced computer interface to access data bank law enforcement systems on a local, state-wide and national level
- Develop a computer-to-computer interface between J.D.I.C., the Automated Index (A.I.) and Automated Justice Information Systems (A.J.I.S.)
- Develop an enhanced computer interface with C.L.E.T.S., N.C.I.C., and L.A.P.D. law enforcement data banks
- Maintains liaison with other police departments, L.E.A.A., and O.C.J.P., for information, funding, development, improvement and computerization of law enforcement data base information systems

AUTOMATED INDEX SECTION (A.I.)

- Maintains an Automated Criminal Case History File system for indexing and access to all criminal justice agencies; thereby insuring that information on an individual, or individuals, is collected and available for timely use
- Maintains an Automated Personal History File system for indexing and access to all criminal justice agencies

TECHNICAL SERVICES DIVISION

RECORDS BUREAU

	FISCAL YEAR 1973-74	FISCAL YEAR 1972-73	PERCENT CHANGE
ARCHIVES			
Information Requests	10,532	10,905	- 3
Copies Made	-	2,984	*
Microfilm Copies	-	1,444	*
AUTOMATED WANT/WARRANT SYSTEM UNIT			
Warrants Received	125,000	165,181	+ 24
Warrant Cards Filed	60,000	57,558	+ 4
Warrant Recalls	140,000	145,505	- 4
Warrants Returned	100,000	168,439	- 40
CENTRAL CORRESPONDENCE UNIT			
Insurance Report Requests	2,968	5,527	- 16
Arrest Report Requests	2,365	1,550	+ 53
Arrest Disposition Requests	2,398	4,448	- 46
Immigration & Misc. Clearances	562	493	+ 14
CII-15 Subsequent Dispositions	932	591	+ 58
License Record Checks	-	1,098	*
Record and Want Checks	7,280	5,552	+ 31
Sealing Orders	914	386	+137
CENTRAL JUVENILE INDEX UNIT			
Reports Received	121,678	103,859	+ 17
Phone Checks	48,157	44,207	+ 9
Probation Clearances	-	3,258	*
New Bicycle Registrants	29,999	40,617	- 26
Stolen Bicycle Forms	9,529	27,853	- 66
Recovered Bicycle Forms	2,740	11,789	- 77
Bicycle Phone Inquiries	2,548	6,818	- 63
Buy Forms	76,925	81,969	- 6
Dealer's Reports	786	840	- 12
Auction Lists	2,000	-	**
CERTIFICATION DESK			
Records Copies and Certified	1,288	1,213	+ 6
Records Processed	1,458	523	+179
Motions of Discovery	57	-	**
COUNTER UNIT			
Record Checks	8,832	12,154	- 27
Polaroid Photos Taken	4,480	4,987	- 10
Citizens Fingerprinted	28,261	28,974	+ 5
Registrants	570	866	- 34
Inmate Photographs	159,985	183,646	*
Mug Orders	1,501	6,361	- 76

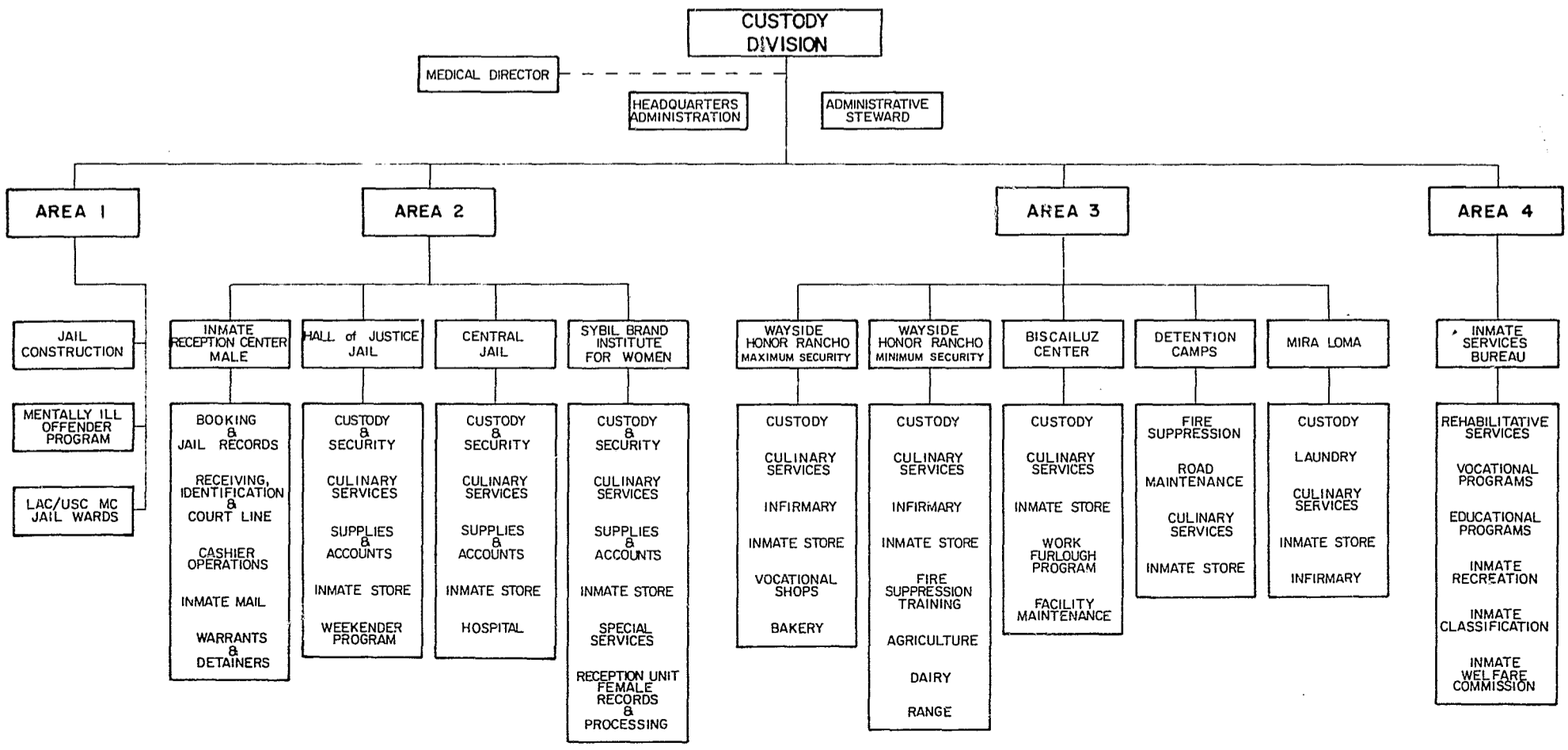
*Process discontinued
 **Not recorded for Fiscal Year 1972-73

TECHNICAL SERVICES DIVISION

RECORDS BUREAU - CONTINUED

	FISCAL YEAR 1973-74	FISCAL YEAR 1972-73	PERCENT CHANGE
DOCUMENT DUPLICATION UNIT			
Copies (made, sorted & distributed)	5,921,768	2,984,774	+ 98
FINGERPRINT UNIT			
Criminal Fingerprints Classified	44,113	26,204	+ 68
Fingerprint Identification Made	25,110	18,536	+ 35
Civilian Fingerprint Cards Classified	4,043	5,033	- 28
Deceased Notifications from CII-FBI	1,900	531	+ 258
New Fingerprint Cards Added To File	36,538	27,152	+ 35
Requests from Coroner's Office	9	64	- 86
Fingerprint Cards on File	1,044,026	1,008,005	+ 4
INFORMATION RETRIEVAL UNIT			
Bookings	226,553	199,199	+ 14
Record Checks	113,434	94,467	+ 20
REPORT PROCESSING UNIT			
Reports Received for Filing	463,508	546,971	- 15
Index Cards	320,580	307,637	+ 4
URN Numbers Issued	239,104	229,908	+ 4
TYPING UNIT			
Bookings Processed	95,563	88,035	+ 9
CII-FBI Returns	115,336	73,838	+ 56
Release Jackets	173,589	175,399	- 1
Arrest Dispositions	41,235	37,544	+ 10

Chapter 8
CUSTODY
DIVISION



CORRECTIONS DIVISION

PERSONNEL ASSIGNMENTS

July 1, 1973

	TITLE	NUMBER OF POSITIONS	
DIVISION ADMINISTRATION	Division Chief	1	
	Inspector	2	
	Sergeant	2	
	Deputy Sheriff III	1	
	Administrative Steward	1	
	Supervising Steward	1	
	Corrections Officer	1	
	Intermediate Stenographic Secretary	1	
	Stenographic Secretary	1	
	Intermediate Stenographer	1	
	Intermediate Typist-Clerk	1	
HEADQUARTERS CORRECTIONS			
	Vocational Industries Coordination	Captain	1
		Vocational Workshop Instructor	2
		Stenographic Secretary	1
		Member, Vocational Training and Inspection Commission	10
	Inmate Placement Unit	Lieutenant	1
		Sergeant	3
		Deputy Sheriff IV	1
		Corrections Officer	5
		Intermediate Typist-Clerk	2
Special Services	Lieutenant	1	
	Sergeant	1	
BISCAILUZ CENTER	Captain	1	
	Lieutenant	5	
	Sergeant	6	
	Deputy Sheriff IV	4	
	Deputy Sheriff III	15	
	Deputy Sheriff II	15	
	Deputy Sheriff I	49.5	
	Corrections Officer	15	
	Steward	1	
	Institutional Gardening Foreman †	1	
	Head Cook	1	
	Storekeeper II	1	
	Medium Truck Driver	1	
	Senior Cook	6	
	Sales Clerk	1	
	Stenographic Secretary	1	
	Intermediate Typist-Clerk	3.5	
DETENTION CAMPS	Captain	1	
	Lieutenant	1	
	Sergeant	18	
	Deputy Sheriff III	20	
	Deputy Sheriff II	7	
	Corrections Officer	17	
	Head Cook	6	
	Senior Cook	4	
	Camp Clerk	6	
	Medium Truck Driver	1	

CORRECTIONS DIVISION

PERSONNEL ASSIGNMENTS - CONTINUED

July 1, 1973

	TITLE	NUMBER OF POSITIONS	
MIRA LOMA	Captain	1	
	Lieutenant	5	
	Sergeant	7	
	Deputy Sheriff IV	3	
	Deputy Sheriff III	20	
	Deputy Sheriff II	17	
	Deputy Sheriff I	2	
	Corrections Officer	47	
	Equipment Maintenance Foreman	1	
	Institutional Gardening Foreman	1	
	Steward	1	
	Laundry Supervisor II	1	
	Chief Cook	1	
	Combination Truck Driver	5	
	Storekeeper II	3	
	Laundry Supervisor I	2	
	Storekeeper I	1	
	Intermediate Supervising Clerk	1	
	Senior Cook	7	
	Washroom Supervisor	3	
	Heavy Truck Driver	2	
	Linen Room Supervisor II	1	
	Sales Clerk	1	
	Stenographic Secretary	1	
	Store Helper	1	
	Senior Washerman	2	
	Intermediate Typist-Clerk	2	
	Cashier	2	
	Senior Laundry Worker	3	
	WAYSIDE HONOR RANCHO		
		Minimum Security	
		Captain	1
		Lieutenant	6
Sergeant		11	
Deputy Sheriff IV		3	
Deputy Sheriff III		11	
Deputy Sheriff II		19.5	
Deputy Sheriff I		4.5	
Corrections Officer		57	
Farm Manager		1	
Assistant Farm Manager		1	
Steward		1	
Supervisor, Power Equipment Operator		1	
Power Equipment Repairman Working Foreman		1	
Head Dairyman		1	
Power Equipment Operator		1	
Senior Farm Foreman		3	
Institutional Gardening Manager		1	
Head Clerk		1	
Farm Foreman		14	
Head Cook		1	
Nurseryman		1	
Combination Truck Driver		3	
Storekeeper II		2	
Senior Cook		7	
Intermediate Sales Clerk		1	
Medium Truck Driver		5	

CORRECTIONS DIVISION

PERSONNEL ASSIGNMENTS - CONTINUED

July 1, 1973

	TITLE	NUMBER OF POSITIONS
WAYSIDE HONOR RANCHO - CONTINUED		
	Minimum Security - Continued	
	Sales Clerk	1
	Account Clerk II	1
	Supervising Clerk	1
	Stenographic Secretary	1
	Cashier	1
	Intermediate Typist-Clerk	2.5
	Stenographer	1
	Senior Laundry Worker	2
	Cashier-Clerk	1
	Maximum Security	
	Captain	1
	Lieutenant	6
	Sergeant	7
	Deputy Sheriff IV	6
	Deputy Sheriff III	15
Deputy Sheriff II	23	
Deputy Sheriff I	38.5	
Corrections Officer	41	
Head Baker	1	
Head Cook	1	
Senior Baker	4	
Senior Cook	6.5	
Storekeeper I	1.5	
Sales Clerk	1	
Laundry Supervisor III	1	
Laundry Supervisor I	1	
Senior Laundry Worker	1	
Senior Washerman	1.5	
Supervising Typist-Clerk	1	
Stenographic Secretary	1	
Stenographer	1	
Intermediate Typist-Clerk	1	

JAIL DIVISION

PERSONNEL ASSIGNMENTS

July 1, 1973

	TITLE	NUMBER OF POSITIONS
DIVISION ADMINISTRATION	Division Chief	1
	Inspector	2
	Sergeant	2
	Intermediate Stenographic Secretary	1
	Stenographic Secretary	1
Central Jail	Captain	1
	Lieutenant	5
	Sergeant	13
	Deputy Sheriff IV	24
	Deputy Sheriff III	48
	Deputy Sheriff II	46.5
	Deputy Sheriff I	150.3
	Corrections Officer	25
	Steward	1
	Chief Cook	1
	Senior Butcher	1
	Head Cook	1
	Storekeeper II	1
	Custodian Working Foreman	3
	Storekeeper I	1
	Sales Clerk	7
	Interpreter	1
	Senior Cook	17
	Store Helper	1
	Intermediate Stenographer	1
	Intermediate Typist-Clerk	5
	Intermediate Food Service Worker	3
	Stenographic Secretary	1
Hall of Justice Jail	Captain	1
	Lieutenant	5
	Sergeant	7
	Deputy Sheriff IV	16
	Deputy Sheriff III	34
	Deputy Sheriff II	22
	Deputy Sheriff I	76
	Corrections Officer	7
	Steward	1
	Chief Cook	1
	Head Cook	1
	Senior Butcher	1
	Storekeeper II	1
	Intermediate Sales Clerk	1
	Storekeeper I	1
	Interpreter	7
	Personal Property Worker	1
	Sales Clerk	3
	Senior Cook	8
	Store Helper	1
	Stenographic Secretary	1
	Custodian Working Foreman	1
	Intermediate Stenographer	1
	Intermediate Clerk	1
	Intermediate Typist-Clerk	6
	Jail Elevator Operator	9
	Senior Laundry Worker	1

JAIL DIVISION

PERSONNEL ASSIGNMENTS - CONTINUED

July 1, 1973

	TITLE	NUMBER OF POSITIONS
Inmate Reception Center	Captain	1
	Lieutenant	5
	Sergeant	10
	Deputy Sheriff IV	7.3
	Deputy Sheriff III	11.3
	Deputy Sheriff II	71.3
	Deputy Sheriff I	5
	Corrections Officer	2
	Head Clerk	1
	Senior Cashier	1
	Laundry Supervisor I	3
	Intermediate Supervising Typist-Clerk	9
	Supervising Personal Property Worker	1.4
	Senior Clerk	74
	Intermediate Cashier	6.7
	Personal Property Worker	8.7
	Intermediate Stenographer	8
	Intermediate Typist-Clerk	37.3
	Intermediate Clerk	50.6
	Cashier	16.7
	Cashier-Clerk	3
	Clerk	1
	Supervising Clerk	1.4
	Stenographic Secretary	1
Sybil Brand Institute for Women	Captain	1
	Lieutenant	7
	Sergeant	14
	Deputy Sheriff IV	9
	Deputy Sheriff III	31
	Deputy Sheriff II	41
	Deputy Sheriff I	80
	Corrections Officer	1
	Vocational Workshop Instructor	1
	Steward	1
	Head Cook	1
	Laundry Supervisor I	1
	Storekeeper II	1
	Intermediate Supervising Typist-Clerk	1
	Intermediate Sales Clerk	1
	Medium Truck Driver	1
	Intermediate Cashier	1
	Sales Clerk	1
	Senior Clerk	10
	Senior Cook	8
	Stenographic Secretary	1
	Intermediate Stenographer	2
	Cashier	3
	Intermediate Typist-Clerk	17
	Jail Elevator Operator	3
	Cashier-Clerk	5

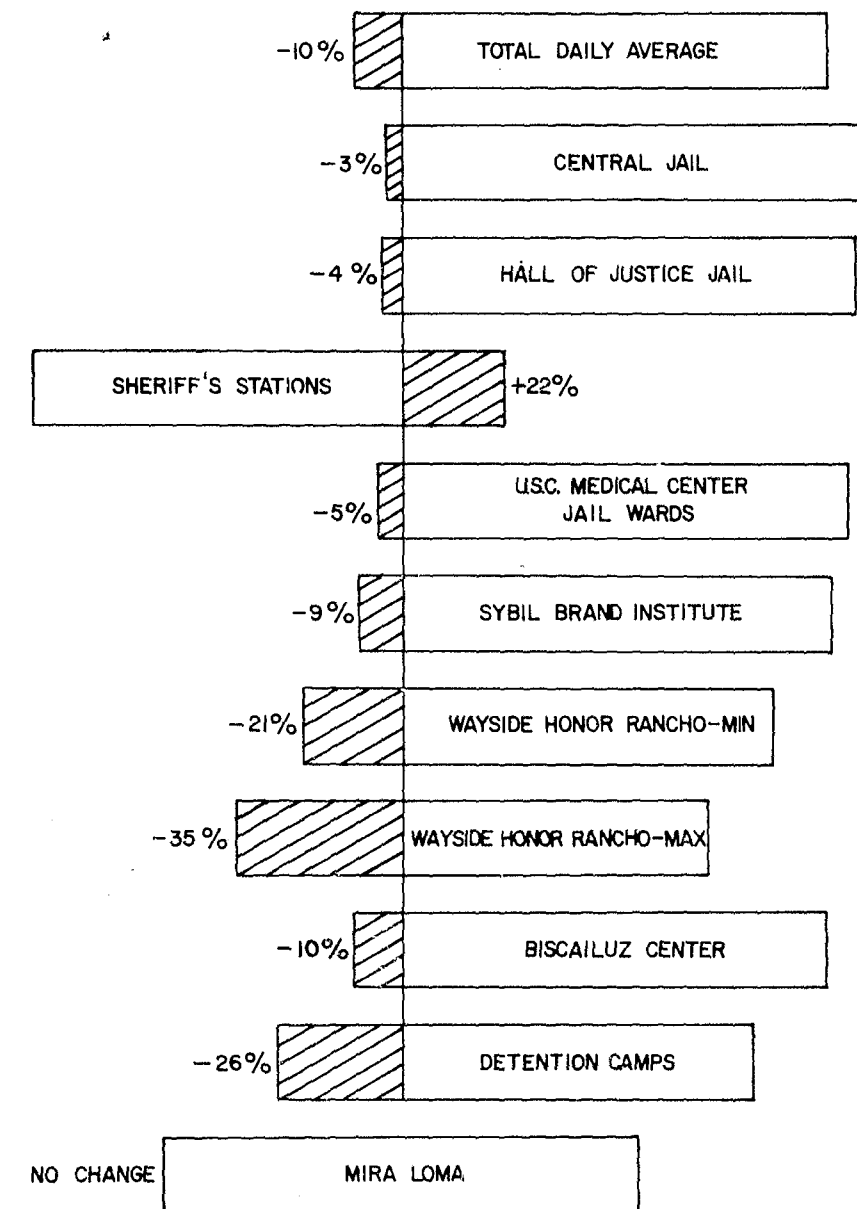
CUSTODY DIVISION

DAILY AVERAGE NUMBER OF INMATES IN CUSTODY OF THE SHERIFF

	FISCAL YEAR 1973-74	FISCAL YEAR 1972-73	PERCENT CHANGE	PROJECTION 1974-75
TOTAL AVERAGE IN CUSTODY	8540	9516	-10	8820
Male	7864	8773	-10	8085
Female	676	743	- 9	735
BISCAILUZ CENTER - TOTAL	557	619	-10	550
Sentenced Trusties	195	225	-13	205
Work Furlough	113	115	- 2	115
Weekenders*	0	13	N.C.	0
Other (Short-Term)	249	266	- 6	230
CENTRAL JAIL	3288	3404	- 3	3275
DETENTION CAMPS - TOTAL	360	485	-26	370
HALL OF JUSTICE JAIL	1393	1448	- 4	1230
MIRA LOMA	546	545	-	570
SHERIFF'S STATIONS - TOTAL	104	85	+22	95
Male Holds	93	75	+24	85
Female Holds	11	10	+10	10
SHERIFF STATION TRUSTIES	134	124	+ 8	135
SYBIL BRAND INSTITUTE FOR WOMEN	660	726	- 9	720
WAYSIDE HONOR RANCHO	1443	2022	-29	1820
Minimum Security	727	915	-21	825
Maximum Security	716	1107	-35	995
USC-MEDICAL CENTER - TOTAL	55	58	- 5	55
Male	50	51	- 2	50
Female	5	7	-29	5

* Includes first three months only of Fiscal Year 1972-73

DAILY AVERAGE NUMBER OF INMATES
IN CUSTODY OF THE SHERIFF
PER CENT COMPARISON WITH PREVIOUS YEAR



JAIL BOOKINGS

BY CHARGE, SEX, AND AGE

	SEX	TOTAL	18	19	20	21	22	23
TOTAL		213584	13482	13597	12315	11928	11620	11290
Male	M	181678	11499	11500	10474	10021	9673	9343
Female	F	31906	1983	2097	1841	1907	1947	1947
SEVEN MAJOR OFFENSES								
Criminal Homicide	M	596	48	44	39	38	33	31
	F	157	8	11	9	7	7	13
Forcible Rape	M	438	47	57	32	23	26	25
	F	8	2	1	1	-	-	1
Robbery	M	3880	491	408	381	292	271	321
	F	401	48	50	40	31	27	26
Aggravated Assault	M	6036	547	484	443	366	333	364
	F	1282	77	80	48	54	56	61
Burglary	M	8297	1161	880	715	646	587	487
	F	964	104	90	58	70	70	59
Grand Theft	M	1835	141	149	118	123	101	111
	F	283	20	13	20	17	16	18
Grand Theft Auto	M	3795	640	498	367	360	274	239
	F	346	47	48	30	26	33	30
ALL OTHER OFFENSES								
Checks (Worthless)	M	486	7	9	18	18	26	31
	F	260	6	8	16	13	15	12
Forgery	M	1163	43	47	53	76	87	78
	F	756	36	43	61	52	42	75
Sex Felonies	M	696	32	27	21	25	26	19
	F	58	2	2	3	4	5	5
Sex Misdemeanors	M	1877	129	134	104	105	104	85
	F	2578	185	292	211	257	293	286
Non-Aggravated Assaults	M	3964	341	300	275	276	221	233
	F	888	58	59	55	53	38	45
Weapon Laws	M	2735	269	207	191	159	165	124
	F	286	15	15	17	16	16	11
Defrauding, Misdemeanor	M	147	8	12	11	10	10	9
	F	36	2	-	1	2	2	1
Offenses Against Family	M	517	2	4	3	6	12	19
	F	166	2	6	13	6	10	11

JAIL BOOKINGS

BY CHARGE, SEX, AND AGE

	24	25-29	30-34	35-39	40-44	45-49	50 AND OVER
TOTAL	10573	35863	24868	17832	15757	13087	21372
Male	8700	29674	20994	15190	13699	11536	19375
Female	1873	6189	3874	2642	2058	1551	1997
Criminal Homicide	34	118	69	44	33	28	37
	11	25	22	17	9	7	11
Forcible Rape	23	98	48	26	13	8	12
	-	-	2	-	1	-	-
Robbery	250	718	373	182	97	56	40
	25	79	38	25	7	3	2
Aggravated Assault	313	984	768	473	347	250	364
	59	248	197	136	107	62	97
Burglary	509	1550	777	451	265	160	109
	74	217	110	55	23	11	23
Grand Theft	94	258	226	134	123	74	83
	19	71	35	16	16	10	12
Grand Theft Auto	207	553	293	160	91	62	51
	20	61	24	10	10	5	2
Checks (Worthless)	36	111	85	56	49	21	19
	14	84	43	17	17	8	7
Forgery	79	276	193	98	50	38	45
	69	210	89	32	21	12	14
Sex Felonies	28	124	102	87	73	35	97
	2	19	7	5	1	-	3
Sex Misdemeanors	80	366	214	166	116	110	164
	202	494	191	84	47	24	12
Non-Aggravated Assaults	184	728	475	333	255	170	173
	45	154	115	92	77	39	58
Weapon Laws	121	460	363	204	172	108	192
	20	49	39	23	21	23	21
Defrauding, Misdemeanor	10	29	19	8	6	6	9
	3	4	9	7	3	1	1
Offenses Against Family	17	117	118	94	64	33	28
	18	43	23	14	10	8	2

JAIL BOOKINGS

BY CHARGE, SEX, AND AGE

	SEX	TOTAL	18	19	20	21	22	23
ALL OTHER OFFENSES (CONTINUED)								
Narcotics	M	24578	2403	2364	2096	1881	1800	1783
	F	5757	538	497	476	469	449	407
Liquor Laws	M	904	294	251	163	32	24	13
	F	111	26	28	8	4	5	4
Drunk	M	30938	962	746	729	813	825	804
	F	3096	160	105	98	111	142	114
Disorderly Conduct	M	4149	305	272	217	217	196	188
	F	765	59	60	61	47	40	67
Loitering	M	7	1	-	1	1	-	-
	F	4	2	2	-	-	-	-
Gambling	M	608	9	7	4	6	9	7
	F	240	1	2	3	2	4	1
Drunk Driving	M	39535	775	924	1114	1306	1468	1453
	F	4543	49	68	80	118	138	141
Vehicle Laws	M	9301	654	878	818	727	629	594
	F	633	18	45	41	46	48	48
Malicious Mischief	M	444	64	48	41	30	22	21
	F	71	9	2	4	4	2	2
Arson	M	156	21	13	11	5	8	11
	F	23	-	1	-	1	2	1
Warrants	M	19792	1094	1766	1669	1643	1545	1400
	F	1951	58	130	111	130	132	165
Receiving Stolen Property	M	1221	126	108	118	80	81	76
	F	214	15	18	16	16	14	9
Federal Offenses W/Our Money	M	1373	67	91	81	86	84	95
	F	2066	104	123	126	133	123	131
Federal Offenses With Money	M	136	2	4	4	6	6	4
	F	22	-	-	1	1	1	3
Felonies, Miscellaneous	M	1071	55	60	73	74	60	64
	F	167	13	7	10	9	13	10
Vehicle Burglary	M	2	-	-	-	-	-	-
	F	-	-	-	-	-	-	-
Boat Burglary	M	1	-	-	1	-	-	-
	F	-	-	-	-	-	-	-
Petty Theft	M	4880	434	389	280	295	305	300
	F	2964	264	247	171	167	158	150
Misc. Misdemeanors	M	3413	271	236	182	200	214	197
	F	596	47	38	41	37	38	30
Misc. Non-Criminal	M	2707	56	83	101	96	121	157
	F	214	8	5	11	4	8	10

JAIL BOOKINGS

BY CHARGE, SEX, AND AGE

	24	24-29	30-34	35-39	40-44	45-49	50 AND OVER
	1607	4819	2579	1392	967	571	316
	414	1274	594	324	178	80	57
	19	45	24	10	16	5	8
	11	7	5	6	5	1	1
	755	2869	2925	2890	3583	3980	9057
	109	454	398	330	322	296	457
	171	555	420	328	339	312	629
	53	107	88	64	32	34	53
	-	2	1	-	1	-	-
	-	-	-	-	-	-	-
	2	59	71	109	82	83	160
	5	25	35	42	30	30	59
	1501	6201	5792	4831	4599	3803	5768
	157	671	685	649	613	533	641
	554	1633	946	589	464	342	473
	37	145	64	45	42	21	33
	18	75	50	24	23	15	13
	1	12	11	9	3	5	4
	7	40	14	9	4	7	6
	-	4	4	2	2	3	3
	1253	3929	2122	1259	858	593	661
	137	481	261	140	85	72	49
	64	184	125	95	63	40	61
	18	53	15	15	12	3	10
	86	290	185	124	91	44	49
	117	455	283	185	129	92	65
	4	26	23	14	14	11	18
	-	7	5	2	1	1	-
	78	212	144	76	61	48	66
	14	24	22	14	9	6	16
	1	1	-	-	-	-	-
	-	-	-	-	-	-	-
	-	-	-	-	-	-	-
	259	864	552	344	344	208	306
	174	526	336	216	191	123	241
	162	614	435	299	227	175	201
	33	120	80	48	25	26	33
	174	666	463	281	209	140	160
	12	66	41	18	9	12	10

CUSTODY DIVISION

MIRA LOMA

LAUNDRY

Sheriff's Department	6,140,079 lbs.
Purchasing and Stores	12,488 lbs.
Sheriff's Athletic Club	1,191 lbs.

TOTAL 6,153,758 lbs.

Estimated Savings to County \$629,142.69

CENTRAL SUPPLY

Purchasing and Stores - shroud packs	2,975
Items repaired, donated, or manufactured (Includes rags for County)	156,515

Estimated Savings to County \$ 74,400.00

KITCHEN

Meals served to inmates	627,897
Meals served to civilians	192,577

TOTAL MEALS 820,474

CIVILIAN VISITORS FOR INMATES

Includes Saturdays, Sundays, Holidays 15,144

INMATE MAN-HOURS EXPENDED FOR OTHER COUNTY DEPARTMENTS

MECHANICAL DEPARTMENT:

MAN-HOURS

Maintenance	7,380
Garage	10,332
Paint Shop	8,856
Carpenter Shop	1,476
Hangar #2 clean-up	984
Group 5 labor crew on loan to Mechanical Department for special jobs	1,000

TOTAL MAN-HOURS 30,028

CUSTODY DIVISION

INMATE PLACEMENT UNIT

Total Interviews	28,907
Total Number Inmates Sentenced over 30 Days	10,790
Total Number Inmates Sentenced 16 to 30 Days	8,916
Total Number Inmates Sentenced 6 to 15 Days	9,201
Total Reclassifications	10,951
Average Number of Interviews per Day at Main Central Jail	111
Average Number of Interviews per Day at Hall of Justice Jail	8
Average Number of Hospital Reviews per Day	25
Total Number Disciplines at Wayside Honor Rancho - Maximum	1,555
Total Number Reviews at Wayside Honor Rancho - Maximum	735

CASH AND BOND TRANSACTIONS FOR
CENTRAL JAIL AND SYBIL BRAND INSTITUTE INCLUSIVE

Deposits to Prisoners' Trust Account (Treasurer)	\$ 3,208,649.99
Disbursements from Prisoners' Trust Account (Treasurer)	3,327,693.96
Bail and Fines Monies Deposited to Bank of America	2,307,455.72
Grand Total Monies Handled	\$ 8,843,799.67
Number of Bonds Transmitted to Various Courts	19,768
Face Value of Bonds Transmitted to Various Courts	\$ 23,037,683.60
Approximate Number of Single Transactions	395,000

JAIL DIVISION

CENTRAL JAIL

INMATE ACTIVITIES

Civilian Visitors for Inmates	309,154
Library Books Issued	30,227
Jail Psychiatric Team Interviews	2,035
Educational Program Participants	759
Job Placement Program Participants	177
Show-ups Conducted	290

KITCHEN ACTIVITIES

Meals Served	4,467,281
Cost of Food Items	\$1,388,910.96
Average Cost Per Meal	\$.3109 ea.
Meat and Cheese Issued	1,040,000 lbs
Loaves of Bread Issued	293,000 lbs

SYBIL BRAND INSTITUTE

RECEPTION

Average daily population	660
LASD & other agencies - prisoners booked	26,075
Additional charges placed against prisoners in custody	8,798
Prisoners sent to court	29,741
Prisoners released	26,140

CULINARY

Meals provided for prisoners	734,745
Meals provided for staff and guests	60,678

ATTORNEY ROOM

Interviews conducted	15,681
Prisoners visits allowed	73,464

CORRECTIONAL ACTIVITIES

Laundry processed	961,478 lbs
Sewing fabricated for Sheriff's Department	42,279 units
Sewing fabricated for other County departments	55,289 units
Prisoners classified for work assignments	7,181
Prisoner work assignments made	7,224
Classification board hearings	36,611
Library circulation	50,900
Dolls produced	583
Inmates participating in Educational programs	1,929

PUBLIC RELATIONS

Tours conducted	345
Persons toured	4,007

WAYSIDE HONOR RANCHO

DISTRIBUTION OF FARM PRODUCTS

	DAIRY PRODUCTS		BAKERY GOODS		MEAT		OTHER PRODUCTS	
	GALLONS	VALUE	UNIT	VALUE	POUNDS	VALUE	UNIT	VALUE
Sheriff's Department	289,317	\$238,038.54	1,047,480	\$274,942.10	363,793	\$232,933.83	25,513	\$128,406.43
Other County Departments	48,363	43,721.16	64,492	12,627.17	-	-	3,799	7,802.30
TOTALS	337,680	\$281,759.70	1,111,972	\$287,569.27	363,793	\$232,933.83	29,317	\$136,208.73

GRAND TOTAL DOLLAR VALUE OF ALL WAYSIDE HONOR RANCHO PRODUCTS - \$938,471.53

SUMMARY OF FARM PRODUCTS BY VALUE

Dairy Products	337,680	Gallons	-	Representing a value of \$281,759.70
Bakery Goods				
Bread	871,386	Loaves	-	Representing a value of 167,306.11
Coffee Cakes	61,847	Dozen	-	Representing a value of 52,569.95
Doughnuts	74,937	Dozen	-	Representing a value of 34,995.58
Rolls	103,802	Dozen	-	Representing a value of 32,697.63
Meat				
Beef	210,641	Pounds	-	Representing a value of 137,051.07
Pork	153,152	Pounds	-	Representing a value of 95,882.76
Other Products				
Cement Blocks	7,927	Blocks	-	Representing a value of 1,331.52
Nursery Plants	11,813	Plants	-	Representing a value of 20,424.75
Manure	3,015	Yards	-	Representing a value of 10,192.50
Alfalfa - Baled	3,709	Tons	-	Representing a value of 34,022.40
Alfalfa - Green	3,566	Tons	-	Representing a value of 42,787.56
Ensilage	2,287	Tons	-	Representing a value of 27,450.00

WAYSIDE HONOR RANCHO

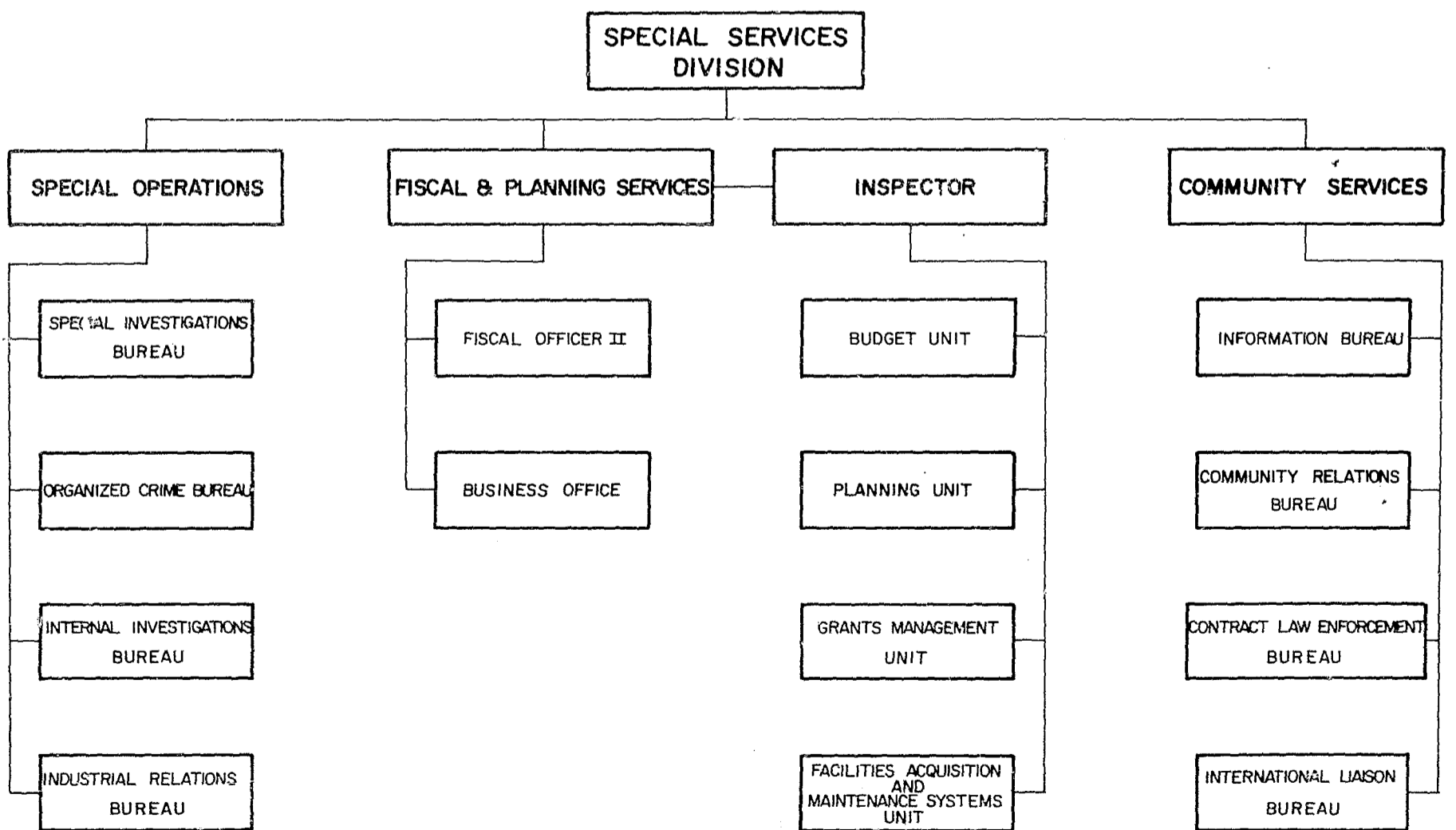
PRODUCTION OF FARM PRODUCTS

PRODUCT COMPARISONS OF 1973-74 and 1972-73 FISCAL YEAR

	UNIT	FISCAL YEAR 1973-74	FISCAL YEAR 1972-73	INCREASE	DECREASE
Dairy Products	Gallons	338790	328590	10200	-
Bakery Goods					
Bread	Loaves	869872	963614	-	93742
Other	Dozen	240669	222212	18457	-
Meat	Pounds	363793	372609	-	8316
Other Products					
Cement Blocks	Blocks	5832	7694	-	1862
Nursery Plants	Plants	11813	8337	3476	-
Manure	Yards	3015	82	2933	-
Fodder	Tons	4361	4143	218	-
Ensilage	Tons	2070	2319	-	249

338

Chapter 9
SPECIAL SERVICES
DIVISION



ADMINISTRATIVE AND FISCAL SERVICES

PERSONNEL ASSIGNMENTS

JULY 1, 1973

	TITLE	NUMBER OF POSITIONS
ADMINISTRATION	Director, Administration and Fiscal Services	1
	Lieutenant	1
	Sergeant	1
	Departmental Facilities Planner I	1
	Intermediate Stenographic Secretary	1
	Intermediate Stenographer	1
OFFICE OF BUSINESS MANAGEMENT		
Administration	Fiscal Officer II	1
	Intermediate Stenographic Secretary	1
	Accountant II	1
Field Services		
Administration	Accounting Officer III	1
	Intermediate Stenographer	1
Inventory Control	Inventory Control Assistant II	2
	Inventory Control Assistant I	2
Payroll	Supervising Payroll Clerk	1
	Payroll Clerk	1
	Senior Typist-Clerk	4
	Assistant Payroll Clerk	15
Printing	Offset Press Supervisor I	1
	Job Printer	1
	Printer Helper	1
	Vartype Operator	1
	Offset Duplicator Operator	1
Procurement and Supply	Accountant III	1
	Procurement Assistant II	1
	Storekeeper II	1
	Procurement Aid	1
	Senior Clerk	3
	Store Helper	2
	Light Vehicle Driver	1
	Intermediate Typist-Clerk	3
Fiscal Services		
Administration	Accounting Officer II	1
Accounting	Accountant III	1
	Accountant II	2
	Accounting Technician I	1
	Senior Typist-Clerk	1
	Account Clerk II	12
	Account Clerk I	1
	Intermediate Typist-Clerk	1
	Intermediate Clerk	1
	Bookkeeping Machine Operator	1

ADMINISTRATIVE AND FISCAL SERVICES

PERSONNEL ASSIGNMENTS - CONTINUED

JULY 1, 1973

	TITLE	NUMBER OF POSITIONS
OFFICE OF BUSINESS MANAGEMENT - CONTINUED		
Fiscal Services - Continued		
Grants, Audits, and Reports	Accountant III	1
	Accountant II	1
	Accounting Technician I	1
Jail Stores	Jail Stores Manager	1
	Assistant Jail Stores Manager	1
	Intermediate Sales Clerk	1
	Intermediate Typist-Clerk	1
Personal Property	Supervising Personal Property Custodian	1
	Senior Personal Property Custodian	1
	Personal Property Custodian	7
	Intermediate Typist-Clerk	1

DEPARTMENT BUDGETS

	FISCAL YEAR 1974-75	FISCAL YEAR 1973-74	PERCENT CHANGE
SALARIES AND EMPLOYEE BENEFITS			
Sheriff	\$ 95,550,771	\$ 82,219,557	+ 16
Central Jail	12,210,942	11,041,273	+ 11
Hall of Justice Jail	2,976,808	2,717,296	+ 10
Sybil Brand	3,423,910	3,131,994	+ 9
Biscailuz Center	1,816,539	1,680,022	+ 8
Wayside Honor Rancho	5,619,856	4,690,664	+ 20
Mira Loma Facility	1,769,290	1,760,897	+ -
Detention Camps	1,020,971	1,102,786	- 7
Total	\$124,389,087	\$108,344,489	+ 15
SERVICES, SUPPLIES, AND OTHER CHARGES			
Sheriff	\$ 13,436,259	\$ 9,062,461	+ 48
Central Jail	2,595,355	2,068,569	+ 25
Hall of Justice	870,911	691,036	+ 26
Sybil Brand	457,022	443,376	+ 3
Biscailuz Center	360,514	322,084	+ 12
Wayside Honor Rancho	2,344,499	1,842,870	+ 27
Mira Loma Facility	554,368	1,164,757	- 52
Detention Camps	367,765	385,510	- 5
Total	\$ 20,986,693	\$ 15,980,663	+ 31
FIXED ASSETS - EQUIPMENT			
Sheriff	\$ 363,400	\$ 202,891	+ 79
Central Jail*	-	11,707	- 100
Hall of Justice Jail*	-	5,254	- 100
Sybil Brand*	-	1,440	- 100
Biscailuz Center*	-	3,830	- 100
Wayside Honor Rancho*	-	28,523	- 100
Mira Loma Facility*	-	5,050	- 100
Detention Camps*	-	8,020	- 100
Total	\$ 363,400	\$ 266,715	+ 36
COSTS APPLIED			
Sheriff	\$ 973,331	\$ 792,257	+ 23
Central Jail	104,780	82,842	+ 26
Hall of Justice Jail	63,376	41,258	+ 54
Sybil Brand	34,336	21,096	+ 63
Biscailuz Center	12,550	10,104	+ 24
Wayside Honor Rancho	915,482	889,493	+ 3
Mira Loma Facility	148,651	172,592	- 14
Detention Camps	22,130	24,100	- 8
Total	\$ 2,274,636	\$ 2,033,742	+ 12
REVENUE			
Total	\$ 22,462,970	\$ 18,138,336	+ 24
CAPITAL PROJECTS			
Sheriff	\$ 4,441,600	\$ 6,453,900	- 31
Central Jail	214,600	425,000	- 50
Hall of Justice Jail	-	-	-
Sybil Brand	10,000	93,500	- 89
Biscailuz Center	20,000	15,000	+ 33
Wayside Honor Rancho	647,150	580,500	+ 11
Mira Loma Facility	-	12,500	- 100
Detention Camps	77,000	241,500	- 68
Total	\$ 5,410,350	\$ 7,821,900	- 31

* Fixed Assets listed under costs applied for 1974-75 budget.

COMMUNITY RELATIONS BUREAU

WORK LOAD	FISCAL YEAR 1973-74
Special Events/Projects Coordinated	19
Correspondence Prepared	416
Explorer Academy Number of Classes	2
Number of Cadets	247
Explorer Leadership Classes Number of Cadets	1
	70
Teacher Training Number of Classes	12
Number of Students	360
Student Assemblies Number of Appearances	796
Audience	57,175
Speaking Engagements Number of Appearances	306
Audience	49,358
Television Appearances	2
Student and the Law Coordination Total Schools	73
Total Teachers	79
Total Enrollment	10,040

INFORMATION BUREAU

WORK LOAD	FISCAL YEAR 1973-74
Press Releases Issued	282
Code 20 Information Releases	1124
Recorded Interviews Given to Press	1346
Departmental Tours and Public Appearances Coordinated	2937
Sheriff's Bulletins Prepared	21
Unit Commander's Letters Prepared	29
Operational Log Entries	4470
Special Log Entries	127
Displays Coordinated	14
Public Service Tapes Prepared for:	
Television	94
Radio	187
Motion Picture Studios	29
Press Credentials Issued	1012
Correspondence Prepared	1978
Deputy Commendations Coordinated	187
Citizen Commendations Coordinated	19
Special Events Coordinated	68

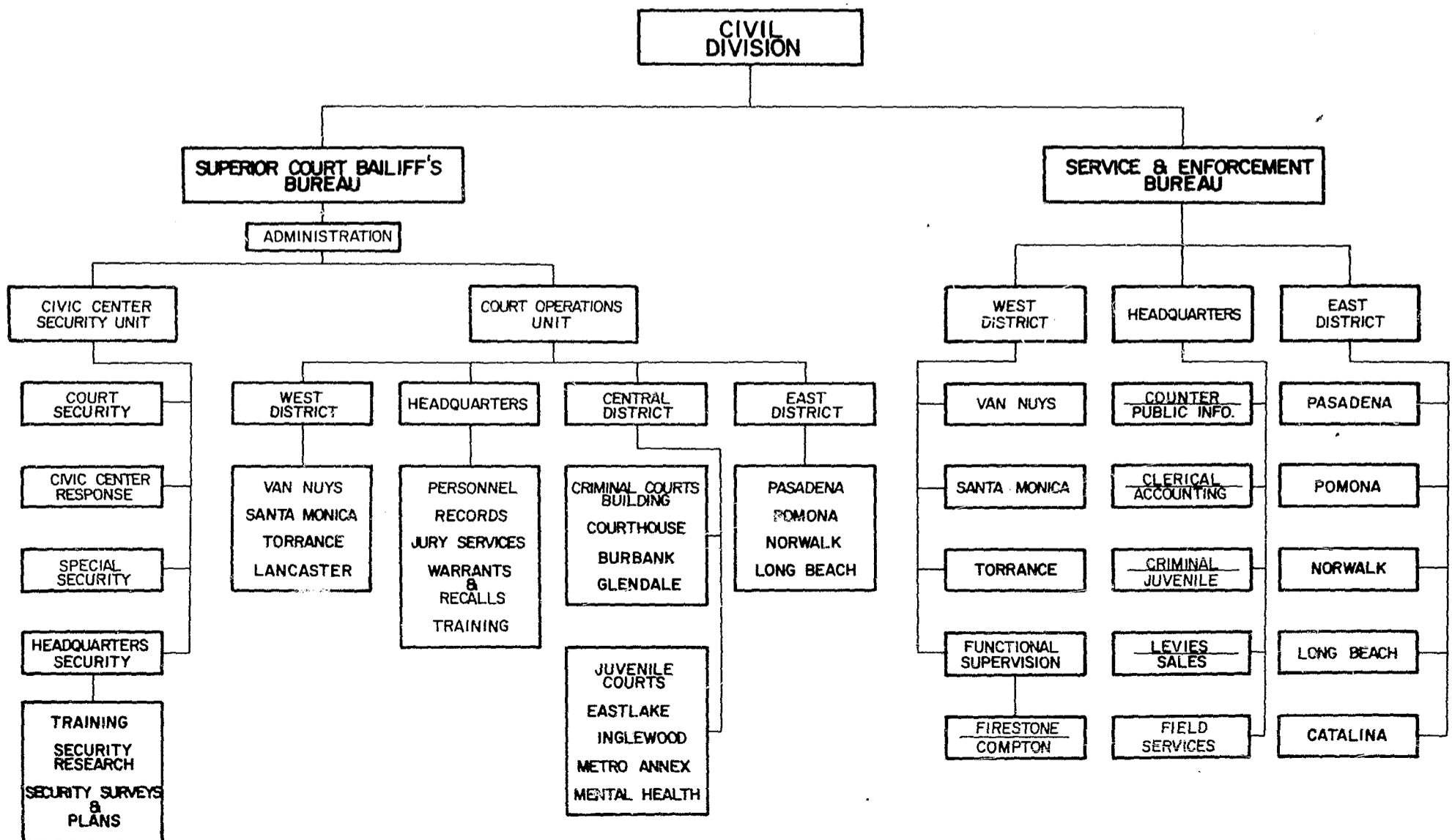
INDUSTRIAL RELATIONS BUREAU

WORKLOAD	FISCAL YEAR 1973-74	FISCAL YEAR 1972-73	PERCENT CHANGE
NUMBER OF INVESTIGATIONS			
Strike Locations Contacted	1496	1081	+ 38
Labor Dispute Locations Contacted	824	602	+ 37
Labor Disturbance Locations Contacted	462	384	+ 20
Assigned Labor Investigations	612	479	+ 28
PERSONAL CONTACTS*			
Labor	17827	13691	+ 30
Management	4912	4386	+ 12
Other Agencies	1763	1576	+ 12
Public Appearances on Behalf of Sheriff	78	48	+ 63
Number of People Attending	22389	15245	+ 47
ASSISTANCE TO OTHER AGENCIES	12011	1164	+ 932
ASSISTANCE - INTRADEPARTMENTAL	2106	1946	+ 8

*One meeting - one contact

Chapter 10

CIVIL DIVISION



CIVIL DIVISION
PERSONNEL ASSIGNMENTS

JULY 1, 1973

	TITLE	NUMBER OF POSITIONS
DIVISION ADMINISTRATION	Division Chief	1
	Inspector	1
	Sergeant	2
	Intermediate Stenographic Secretary	1
Main Office Bureau	Captain	1
	Lieutenant	3
	Sergeant	13.3
	Deputy Sheriff IV	6
	Deputy Sheriff III	13
	Deputy Sheriff II	33
	Deputy Sheriff I	0.3
	Accounting Technician II	1
	Head Clerk	1
	Senior Clerk	10
	Senior Typist-Clerk	3
	Stenographic Secretary	1
	Account Clerk II	1
	Intermediate Cashier	1
	Intermediate Typist-Clerk	11
	Intermediate Clerk	1
	Bookkeeping Machine Operator	1
	Typist-Clerk	5
	Clerk	1
	Superior Court Bailiff's Bureau	Captain
Lieutenant		2
Sergeant		8
Deputy Sheriff IV		19
Deputy Sheriff III		22
Deputy Sheriff II		172
Deputy Sheriff I		50
Stenographic Secretary		1
Intermediate Stenographer		1
Matron		2.9

CONTINUED

4 OF 4

CIVIL DIVISION

MAIN OFFICE AND BRANCHES

JUDICIAL COURTS

TYPE OF PROCESS	FISCAL YEAR		DOWNTOWN	LONG BEACH	NORWALK	PASADENA	POMONA	TORRANCE	VAN NUYS	CATALINA	MALIBU
	1973-74	1972-73									
TOTAL											
Fiscal Year 1973-74	239880	-	177062	9270	9426	9188	6390	8316	16725	273	3230
Fiscal Year 1972-73	-	197602	145114	8205	7470	-	5575	9241	13868	347	7782
Percent Change	-	+21	+22	+13	+26	*	+15	-10	+21	-21	**
PAID SERVICES	65095	62623	49359	3267	2251	1814	1446	1948	4516	76	418
Garnishment	6886	6450	4769	809	285	213	101	261	405	11	32
Summons and Complaint	10931	11810	6662	621	651	389	387	521	1519	16	165
Order Show Cause	3572	3009	3012	56	87	69	111	47	170	7	13
Levy (Cars) & Personal Property	176	295	124	17	4	11	-	6	13	-	1
Levy (Business)	1174	1122	1147	17	1	3	-	4	2	-	-
W.P. Personal Property	57	188	57	-	-	-	-	-	-	-	-
Real Property	430	380	356	9	10	-	1	30	24	-	-
Writ of Possession	506	518	436	9	3	13	1	4	40	-	-
Miscellaneous	33053	32379	27871	1294	777	694	464	506	1306	41	100
Civil Subpoena	1655	981	1160	56	55	81	70	47	172	1	13
Not Found	6655	5491	3765	379	378	341	311	522	865	-	94
FREE SERVICES	174785	134979	127703	6003	7175	7374	4944	6368	12209	197	2812
Criminal Subpoena	23877	24479	15415	337	1317	1021	443	703	3500	3	1138
Jury Summons	1728	3256	-	-	-	14	-	-	-	194	1520
Not Found	6615	5476	4627	124	355	235	113	188	890	-	83
Juvenile Court Process											
Documents Served	54666	39548	27869	4069	4558	4512	3417	4315	5876	-	50
Law Enforcement Services	70315	46361	70315	-	-	-	-	-	-	-	-
Not Found	17584	15859	9477	1473	945	1592	971	1162	1943	-	21
REVENUE AND MILES	COLLECTIONS		MILEAGE COLLECTED		TOTAL MILES	EARNED FEES		BONDS			
Main Office Downtown	\$ 2,287,845.18		\$ 80,414.65	229,680	\$ 97,539.83	\$ 62,311.89					
Catalina	1,433.64		86.40	300	288.95	-					
Long Beach Branch	144,554.00		6,979.73	33,444	8,890.39	-					
Malibu	11,334.53		1,712.35	9,351	1,181.26	-					
Norwalk	65,757.33		4,449.80	31,501	5,424.76	-					
Pasadena	37,069.94		4,695.02	34,957	5,067.24	-					
Pomona	24,698.85		4,545.50	42,908	2,815.60	-					
Torrance	72,783.57		6,178.90	35,935	6,875.70	-					
Van Nuys	202,225.43		14,079.14	93,340	12,348.42	4,150.00					
Total	\$ 2,847,702.47		\$ 123,141.49	511,416	\$ 140,432.15	\$ 66,461.89				2.1	

AVERAGE MILEAGE PER SERVICE ALL OFFICES

* Began September, 1973
 ** Discontinued as of December, 1973

CIVIL DIVISION

FINANCIAL STATEMENT

FISCAL YEAR 1973-74

			\$ 199,182.88
BALANCE July 1, 1973			
RECEIPTS			
Litigants Trust	\$ 1,824,691.66	2,287,845.18	
Prepaid Fees	463,153.52	\$ 2,487,028.06	
Balance and Receipts			
PAYMENTS			
Trust Money	\$ 1,784,575.17		
Litigants Refunds - Prepaid Fees	165,021.35		
Accounts Payable (Expense)	173,395.56		
To County Treasurer Settlement	176,456.36		
	2,299,448.44		
	7,671.88	2,291,776.56	
Less Cancelled Warrants			
Total Payments		\$ 195,251.50	
BALANCE June 30, 1974			
DETAIL OF CASH			
Prepaid Fees in County Treasury	\$ 51,855.54		
Trust Money	143,395.96		
		\$ 195,251.50	
BALANCE June 30, 1974			
OUTSTANDING DEBIT BALANCE July 1, 1973		\$ 5,020.66	
REVENUE			
Mileage, Fees, Commission		\$ 178,264.59	
Revenue and Outstanding Credit, June 30, 1974		\$ 183,285.25	
DEDUCTIONS			
Outstanding Debit Balance, June 30, 1974		\$ 6,828.89	
Total Payable To Treasurer - Fiscal Year 1973-74		\$ 176,456.36	
DEPOSITS			
Balance June 30, 1973	\$ 14,210.31		
Total Payable Fiscal Year 1973-74	176,456.36		
Total Deposits	190,666.67		
Less Balance June 30, 1974	14,625.89	\$ 176,040.78	
Total Deposits - County Treasurer			
		\$ 66,461.89	
TOTAL BONDS POSTED 1972-73			

INDEX

Accidents, Traffic 33, 52, 54, 74-75, 78, 95
 110-111, 123, 136-137, 155-157, 172, 184
 198-199, 218-220, 239-241, 253, 256, 264
 Administrative Division, 297-308
 Administrative and Fiscal Services, 340-341
 Administrative Staff, 37
 Adult Arrest Final Disposition, 30
 Adults Arrested by Charge, Sex, and Age, 24-27
 Aero Bureau, 45, 158
 Aggravated Assault, 15, 20
 Altadena Station, 42, 53-60
 Antelope Valley Station, 163, 173-184
 Arson/Explosive Detail, 278, 279, 281, 289
 Artesia, 207, 216, 219
 Assault, Aggravated, 15, 20
 Auto Theft; see Grand Theft Auto
 Auto Theft Detail, 278, 279, 281, 287
 Avalon, 227, 238, 240
 Average Daily Number of Inmates in Custody,
 328, 329

Bellflower, 208, 216, 219
 Biscailuz Center, 323, 328, 329
 Bookings, Jail 330-333
 Bradbury, 145, 153, 157
 Budgets, Department, 342
 Burglary, 16, 20
 Burglary Detail, 278, 280, 281, 289

Career Services Section, 302
 Carson, 191, 197, 199
 Central Jail, 326, 328, 329, 335, 336
 Cerritos, 209, 217, 218
 Citrus College, 131, 135, 137
 City of Commerce, 91, 94, 95
 City of Industry, 67, 73, 75
 City of Industry Station, 42 61-75
 Civil Division, 345-348
 Commerce, City of, 91, 94, 95
 Community Relations Bureau, 343
 Contract Cities - see individual city
 Corrections Division; now part of Custody Division, 323
 Crescenta Valley Station, 43, 77-84
 Crime Rate Comparison, 19-21
 Criminalistics Laboratory, 315-316
 Cudahy, 192, 197, 199
 Custody Division, 321-338

Daily Average Number of Inmates in Custody,
 328, 329
 Department Budgets, 342
 Department Criminal Activity Synopsis, 6
 Department Synopsis, 1-37
 Detective Division, 271-295
 Detective Services Bureau, 273, 276, 277, 281
 291-293
 Detention Camps, 323, 328, 329
 Dispositions - see Final Disposition
 Duarte, 146, 153, 157

East Los Angeles Station 43, 85-95
 Emergency Service Detail, 160
 Employee Relations Section, 302
 Executive Office of the Sheriff, 37-40
 Explosives Detail - see Arson/Explosives Detail

Farm Products, 337-338
 Final Disposition, Adult Arrest, 30
 Final Disposition, Juvenile Arrest, 31
 Financial Statement, 348
 Firestone Station, 163, 185-199
 Forcible Rape, 13, 19
 Forgery and Fraud Detail, 278, 279, 281, 287
 Fugitive/Warrant Detail, 276, 277, 281, 291

Grand Theft, 17, 20
 Grand Theft Auto, 18, 21
 Graphs
 Criminal Activity Clocks, 9
 Daily Average Number of Inmates in
 Custody, 329
 Detective Services Bureau, 276
 Headquarters Detective Bureaus, 274
 Major Crimes Bureau, 278
 Seven Major Offenses
 Crime Rate Comparison, 11-18
 Total Arrests by Age, 11-18
 Total Increase or Decrease by
 Quarter, 11-18
 Wilful Homicide - Weapon and Incident
 Type, 10

Hall of Justice, 326, 328, 329
 Hawaiian Gardens, 210, 217, 220
 Headquarters Detective Bureaus, 274, 275
 Hidden Hills, 249, 252, 253
 Homicide Bureau, 272, 281, 282
 Homicide, Wilful, 10, 12, 19

Identification Section, 317
 Identi-Kit Unit, 293
 Industrial Relations Bureau, 344
 Industry, City of, 67, 73, 75
 Information Bureau, 343
 Inmate Man Hours Expended for Other County
 Departments, 334
 Inmate Placement Unit, 335
 Inmate Reception Center, 327

Jail Bookings, 330-333
 Jail, Central, 326, 328, 329, 335, 336
 Jail Division; now part of Custody Division, 327
 Juvenile Arrests Final Disposition, 31
 Juveniles Arrested by Charge, Sex, and Age,
 28-29

INDEX - CONTINUED

La Mirada, 103, 109, 111
La Puente, 68, 73, 75
Lakewood, 211, 217, 219
Lakewood Station, 163, 201, 220
Laundry - Production, 334, 336
Lawndale, 228, 237, 240
Lennox Station, 164, 221-241
Lomita, 229, 237, 241

Major Crimes Bureau, 272, 274, 278-280, 281, 287-290
Malibu Station, 164, 243-253
Management Staff Services Bureau, 311, 318
Map of Los Angeles County Sheriff's Department Station Boundaries, 3
Marina Del Rey, 230, 238, 241
Metropolitan Bureau, 272, 283
Mira Loma, 324, 328, 329, 334
Montrose Station - See Crescenta Valley Station

Narcotics Bureau, 272, 274, 275, 281, 284-286
Norwalk, 104, 109, 111
Norwalk Station, 43, 97-111

Palmdale, 179, 183, 184
Paramount, 212, 217, 220
Patrol Division East, 41-160
Patrol Division West, 161-270
Personnel Bureau, 299, 300-303
Photographic Laboratory, 317
Pico Rivera, 119, 122, 123
Pico Rivera Station, 44, 113-123
Pre-Employment Investigation Section, 301
Processes Served, Types of, 347
Projections of Detective Case Assignments, 281

Rancho Palos Verdes, 231, 238, 241
Rape, Forcible, 13, 19
Records Bureau, 311, 319-320
Recruitment and Examination Section, 303
Research and Development, 299, 308

Reserve Forces, 299, 307
Robbery, 14, 19
Robbery Detail, 278, 280, 281, 288
Rolling Hills, 232, 238, 240
Rolling Hills Estates, 233, 238, 239
Rosemead, 147, 154, 156

San Dimas, 132, 135, 137
San Dimas Station, 44, 125-137
Santa Clarita Valley Station, 164, 255-262
Santa Fe Springs, 105, 109, 111
Scientific Services, 312, 315-317
Search and Rescue Operations, 307
Sewing, 336
Sheriff, Executive Office of, 37-40
South El Monte, 148, 154, 157
Special Enforcement Bureau, 45
Special Services Division, 399-344
Special Units Detail, 276, 277, 281, 292
Staffing and Operations Sections, 300
Strategic Support Detail, 278, 280, 281, 290
Sybil Brand Institute, 327, 328, 329, 335, 336

Technical Services Division, 309-320
Temple City, 149, 154, 156
Temple Station, 44, 139-160
Training, 299, 304-306
Transportation, 312, 313-314
Type of Processes Served, 347

USC Medical Center, 328, 329

Vice Bureau, 272, 275, 281, 294-295

Walnut, 69, 73, 74
Wayside Honor Rancho, 324-325, 329, 337-338
West Hollywood Station, 165, 263-270
Wilful Homicide, 10, 12, 19

END