
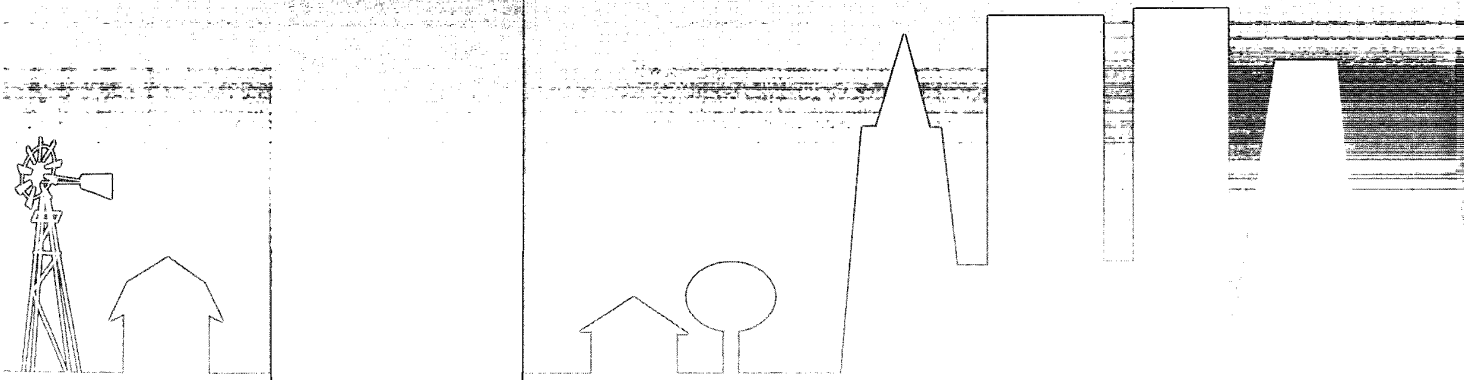


POWER


The Power of Prevention



CRIME
PREVENTION
MONTH
OCTOBER
1 9 9 7

169584
C2

® McGruff the Crime Dog®



This publication was made possible through Cooperative Funding Agreement No. 95-DD-BX-K003 from the Bureau of Justice Assistance, Office of Justice Programs, U.S. Department of Justice. Opinions are those of NCPC or cited sources and do not necessarily reflect U.S. Department of Justice policy or positions. The Bureau of Justice Assistance is a component of the Office of Justice Programs, which also includes the Bureau of Justice Statistics, the National Institute of Justice, the Office of Juvenile Justice and Delinquency Prevention, and the Office for Victims of Crime.



The National Crime Prevention Council is a private, nonprofit tax-exempt [501(c)(3)] organization whose principal mission is to enable people to prevent crime and build safer, more caring communities. NCPC publishes books, kits of camera-ready program materials, posters, and informational and policy reports on a variety of crime prevention and community-building subjects. NCPC offers training, technical assistance, a national focus for crime prevention and acts as secretariat for the Crime Prevention Coalition of America, more than 136 national, federal, and state organizations committed to preventing crime. It also operates demonstration programs and takes a major leadership role in comprehensive community crime prevention strategies and youth crime prevention. NCPC manages the McGruff "Take A Bite Out Of Crime®" public service advertising campaign, which is substantially funded by the Bureau of Justice Assistance, Office of Justice Programs, U.S. Department of Justice. Proceeds from the sale of materials, which are funded by public and private sources, are used to support the continued work of the National Citizens' Crime Prevention Campaign.



Distribution was made possible in part by a generous grant from ADT Security Systems, Inc., a corporate partner of the National Crime Prevention Council.

Acknowledgments:

Principal writers: Judy Kirby, Mary Jo Marvin
Cover design: Veronica J. Morrison
Text Design: Harlowe Typography, Inc.
Printer: Presstar Printing Corporation
Other key NCPC staff: Jacqueline Aker, Rosemary DeMenno, Caren Garfield, Mac Gray, Beth Helmling, Jean O'Neil, Marty Pociask, Honora Precourt, John Rosiak, Bob Schwartzberg, Debra Shumate, and Faye Warren.
Crime Prevention Coalition Advisory Group:
Cindy Brown, Oklahoma Criminal Justice Resource Center; Lt. Bob Douglas, Kentucky Crime Prevention Coalition; Karen Evans, Oregon Board on Public Safety Standards and Training; Lisa Gran-Hartshorn, Iowa Crime Prevention Association; Domingo Herraiz, Ohio Crime Prevention Association; Patricia Jackson, Georgia Crime Prevention Association; David Lewis, Crime Prevention Association of Western Pennsylvania; Valerie Mariano, Hawaii Department of the Attorney General; Scott Minier, Indiana Crime Prevention Coalition; Mark Ruffenadt, Arizona

Crime Prevention Association; Marlene Schlecht, Wisconsin Crime Prevention Practitioners Association, Inc.; Patricia Sill, Maryland Community Crime Prevention Institute.

A special thanks to John A. Calhoun, NCPC's Executive Director; Robert H. Brown, Jr., Chief, and Maria Amato, NCPC's Program Manager, Bureau of Justice Assistance, for their expertise and continued support.

Copyright © 1997 National Crime Prevention Council

All rights reserved, except that this booklet may be reproduced in whole or in part with proper attribution so long as the reproductions are for nonprofit use and not for sale or resale.

Printed in the United States of America, July 1997
National Crime Prevention Council
1700 K Street, NW, Second Floor
Washington, DC 20006-3817
202-466-6272

POWER

The Power of Prevention

ACTION

Makes the Difference

Crime Prevention Month October 1997

Sponsored by the Crime Prevention Coalition of America

CONTENTS

- 2 Crime Prevention Month 1997 Celebrates the Power of Prevention
- 3 Going by the Numbers: Crime Statistics
- 5 Partnership Programs That Work
- 8 Proclaim October as Crime Prevention Month
- 9 Sample Press Release
- 10 Connect to the Internet for Crime Prevention Information
- 12 Investing in Youth for a Safer Future
- 13 Youth Partnerships for Prevention
- 15 Finding Resources and Raising Funds for Prevention
- 17 Tools for Prevention
 - Plan a Neighborhood Watch Meeting
 - A Checklist for Citizen Patrols
- 18 Calendar of Observances
- 20 "Take A Bite Out Of Crime®" With McGruff® and Scruff®
Licensed Educational Products
- 22 Selected Resources from NCPC
- 24 The Crime Prevention Coalition of America

Look for the more than 30 reproducible brochures, articles, posters, and activity sheets in the back pocket. Selected to complement each section of the guide, they're invaluable year-round tools to help spread your crime and drug prevention messages. And if you return the user's survey card by November 30, 1997, we'll send you a McGruff phone card worth \$5.00!

Crime Prevention Month and this kit are a key element of the National Citizens' Crime Prevention Campaign.

Crime Prevention Month 1997 Celebrates

POWER

THE POWER OF PREVENTION


School children believe that stopping violence should be the President's number one goal, reports a recent *Weekly Reader* survey. Adults rank crime reduction as a priority in poll after poll. Despite declining crime rates, fear of crime shapes the way we live—the routes children take to school, a reason a teenager decides to carry a weapon, a person's reluctance to attend an evening meeting, the anxiety that keeps a senior citizen from going to a mall alone.

Crime Prevention Has The Power To Change The Way We Live

This October, Crime Prevention Month, each of us must commit to working on at least one of three levels—family, neighborhood, or community—to drive violence and drugs from our world. It's also a time to honor individuals who have accepted personal responsibility for their neighborhoods and groups who work for the community's common good.

Grassroots, collaborative action does make a difference. Boston, because many elements of the community cooperated, has gone 22 months with no juvenile homicides by gunshot, 13 months with no police officers killed in the line of duty. San Antonio saw a 20 percent drop in crime thanks to a citizen-government commitment to action. Police in a Philadelphia suburb credit their youth-focused prevention programs with helping to decrease juvenile crime. When the police in Pampas, Texas, enlisted residents' help through a citizens police academy and a citizen patrol, property crimes decreased.

The 1997 Crime Prevention Month theme—*The Power of Prevention: Action Makes the Difference*—formally proclaims what communities all across the nation already know. When prevention becomes everybody's business, crime and fear no longer dominate our lives.



The Power of Prevention

Action Makes the Difference

Crime Prevention Month October 1997

Sponsored by the Crime Prevention Coalition of America

CONTENTS

Look for the more than 30 reproducible brochures, articles, posters, and activity sheets in the back pocket. Selected to complement each section of the guide, they're invaluable year-round tools to help spread your crime and drug prevention messages. And if you return the user's survey card by November 30, 1997, we'll send you a McGruff phone card worth \$5.00!

- 2** Crime Prevention Month 1997 Celebrates the Power of Prevention
- 3** Going by the Numbers: Crime Statistics
- 5** Partnership Programs That Work
- 8** Proclaim October as Crime Prevention Month
- 9** Sample Press Release
- 10** Connect to the Internet for Crime Prevention Information
- 12** Investing in Youth for a Safer Future
- 13** Youth Partnerships for Prevention
- 15** Finding Resources and Raising Funds for Prevention
- 17** Tools for Prevention
 - Plan a Neighborhood Watch Meeting
 - A Checklist for Citizen Patrols
- 18** Calendar of Observances
- 20** "Take A Bite Out Of Crime®" With McGruff® and Scruff® Licensed Educational Products
- 22** Selected Resources from NCPC
- 24** The Crime Prevention Coalition of America

Crime Prevention Month and this kit are a key element of the National Citizens' Crime Prevention Campaign.

THE BIG PICTURE

- Violent crime—murder, forcible rape, robbery, and aggravated assault—decreased by 5 percent during the first six months of 1996, while property crime—burglary, larceny/theft, vehicle theft—dropped 2 percent, according to preliminary figures from the FBI's Uniform Crime Reporting (UCR) program which tabulates crime reported to law enforcement agencies. This marks the fifth consecutive year that crime has fallen. The nation's largest cities, those with populations over 1 million, recorded a 6 percent decline in serious crime.
- The National Crime Victimization Survey (NCVS) shows a similar trend. Violent crime fell 12.4 percent in 1995. The rate of burglary dropped 12.9 percent, and household thefts fell by 8.4 percent. Overall, an estimated 39.5 million personal and household crimes of theft and violence occurred. The NCVS counts crime (except homicide and arson) whether or not reported to the police via a recurring survey of U.S. households. (Bureau of Justice Statistics—BJS)
- At mid-1996, an estimated 1.6 million persons were incarcerated in the nation's prisons and jails. If 1991 incarceration rates were to remain constant, approximately one out of every 20 U.S. residents, or 5.1 percent, would be confined in a state or federal prison during his or her lifetime. (BJS)

GOING BY THE NUMBERS: CRIME STATISTICS

YOUNG PEOPLE

- Homicide is the second leading cause of death for persons 15-24 years of age and the leading cause of death for African-American and Hispanic youth in this age group. (Centers for Disease Control and Prevention, National Center for Health Statistics, 1996)
- The homicide rate among males 15-24 years of age is ten times higher in the United States than in Canada, 15 times higher than in Australia, and 28 times higher than France or Germany. (World Health Statistics Annual)
- Juvenile arrests for violent crime dropped 4 percent in 1995, the first decrease since 1987. Moreover, the decline was greatest among juveniles ages 10 to 14. (UCR)
- Although more than three-quarters of juvenile arrests and juvenile court delinquency cases involve males, female delinquency has increased relatively more than male delinquency in recent years. (Office of Juvenile Justice and Delinquency Prevention—OJJDP)
- Sons of adolescent mothers are 2.7 times more likely to be incarcerated than the sons of mothers who delay childbearing until their early 20s. (OJJDP)

ABUSE IN FAMILIES

- Among all female murder victims, 26 percent were killed by husbands or intimates. Only 3 percent of all male victims were killed by wives or girlfriends. Females experienced seven times as many non-fatal incidents of violence by an intimate as did men. (BJS, FBI)
- More than three million children were reported as victims of child abuse and neglect in 1996. An estimated three children per day died as a result of child abuse and neglect. (National Committee to Prevent Child Abuse)
- Children exposed to multiple forms of violence—partner violence, generalized hostility, or child maltreatment—reported more than twice the rate of youth violence as those from nonviolent families in the Rochester (New York) Youth Development Study, a longitudinal research project funded by OJJDP.

DRUG USE

- An estimated 12.8 million Americans use drugs at least once a month. But this number represents an almost 50 percent decline from the 1979 high of 25 million. Still, more than a third of all Americans 12 years and older have tried an illicit drug. (National Clearinghouse for Alcohol and Drug Information—NCADI)
- About 32 million Americans (aged 12 and older) engaged in binge drinking in the past month, and about 11 million were heavy drinkers. (NCADI)

- Ninety-five percent of the more than 2,000 U.S. household residents surveyed in mid-1996 said that reducing drug use was extremely important in terms of where tax dollars should be spent. For this group, the two most important concerns were the crime and violence associated with drug use and the impact of drug use on children. (NCADI)
- More 9- to 12-year-olds are using drugs and more are growing increasingly tolerant toward drug use, says a study conducted annually for the Partnership for a Drug-Free America. Today's 4th, 5th, and 6th graders are less likely to consider drugs harmful and risky and more likely to believe drug use is widespread and acceptable. More report having friends who use illicit drugs, and few report receiving information about the dangers of drug use from a variety of different sources.
- Between 1991 and 1995, juvenile arrests for drug abuse violations increased 138 percent. (OJJDP, UCR)

FIREARMS AND VIOLENCE

- In 1995, 82 percent of homicides were committed with firearms. Nearly 56 percent of these were committed with a handgun. (UCR)
- The growth in juvenile homicide victimizations from the mid-1980s through 1994 was completely firearm-related. Juvenile homicides involving firearms nearly tripled from 1984 to 1994, while those not involving firearms remained constant. (OJJDP)
- Only 43 percent of parents with children under 18 years old who own a gun keep that gun safely locked in their homes, found a Louis Harris poll conducted for the Chicago-based Joyce Foundation.
- One research study indicates that residents of homes where a gun is present are five times more likely to experience a suicide and three times more likely to experience a homicide. (Studies by Dr. Arthur Kellerman and Dr. Donald Reay published in *The New England Journal of Medicine*)
- Eighty-six percent of the American people back laws requiring all new handguns be child proofed, according to a recent survey released by the Johns Hopkins School of Public Health and the National Opinion Research Center. The survey found strong support for further restrictions on gun purchases by criminals, stricter laws regarding the sales of guns, and mandatory registration of guns and licensing of gun owners.

RESOURCES

**Bureau of Justice Statistics (BJS)
Clearinghouse
Box 179
Annapolis Junction, MD 20701-0179
800-732-3277
<http://www.ojp.usdoj.gov/bjs>.**

**Centers for Disease Control and
Prevention
4770 Buford Highway
Atlanta, GA 30341-3724
404-639-3311
<http://www.cdc.gov>**

**Federal Bureau of Investigation
Criminal Justice Information Services
Division
(For UCR data)
U.S. Department of Justice
Washington, DC 20535
202-324-2614
<http://www.fbi.gov/publish.htm>**

**National Clearinghouse for Alcohol
and Drug Information (NCADI)
PO Box 2345
Rockville, MD 20852
800-729-6686
<http://www.health.org>**

**National Committee to Prevent
Child Abuse
332 S. Michigan Avenue, Suite 1600
Chicago, IL 60604
312-663-3520
<http://www.childabuse.org>**

**Office of Juvenile Justice and
Delinquency Prevention (OJJDP)
Juvenile Justice Clearinghouse
Box 6000
Rockville, MD 20857-6000
800-638-8736
<http://www.ncjrs.org/ojjhome.htm>**

PROGRAMS THAT WORK

North Carolina Launches Church Watch

The first Church Watch sign went up in Orange County, North Carolina, on July 9, 1996, signaling a new effort by the North Carolina Department of Crime Control and Public Safety to help reduce or eliminate the opportunity for crime, including arson, involving houses of worship. The initiative employs the basic principles of Neighborhood Watch, but adds Crime Prevention Through Environmental Design (CPTED) strategies to help religious congregations protect property and make buildings less attractive targets for criminal activity. The department's Crime Prevention Division developed materials to help law enforcement officers implement the program, including a booklet called "Community Watch & Worship," a checklist, and information on CPTED in a religious setting. To join the program, a church must appoint a crime prevention coordinator, organize a meeting with the congregation at which law enforcement officers present basic crime prevention and CPTED techniques, meet with the community surrounding the church, and apply for the statewide registry. Local crime prevention officers deliver the signs when groups have met the criteria.

Since July 1996, the Crime Prevention Division has trained more than 1,200 people statewide in Church Watch techniques and accepted more than 100 applications for the program. Thirty-three counties across the state have implemented Church Watch programs. Even though Church Watch was designed to counter church arsons, it has also reduced church vandalism, helped get the word out about insurance fraud and scams, and provided a new arena for crime prevention. In addition, many Church Watch groups have joined up with the Boy Scouts of America to start troops and provide youth with positive activities.

Crime Prevention Division
North Carolina Department of Crime Control
& Public Safety
PO Box 29591
Raleigh, NC 27626-0591
919-733-5522, Fax 919-715-0227

Citizen Academy Produces Citizen Activists

Community policing has significantly raised community awareness of policing issues and fostered a self-help, proactive attitude toward crime in the small but growing city of De Pere, Wisconsin. Over the last five years,

Neighborhood Watch, a police-community advisory board, a bicycle patrol, Gang Resistance Education and Training program, Crime Stoppers, and a police-school liaison have bolstered the police department's crime prevention efforts.

The most recent project, the citizens' police academy, was launched in fall 1996. The department invited individuals who represented a cross-section of the community. The sessions provided hands-on experience with firearms training; criminal investigations; high-risk traffic stops; domestic violence situations; arrest, search and seizure laws; and courtroom testimony. Almost every member of the 27-person police department participated and became enthusiastic advocates of the citizens' academy in the process. "The officers loved showing off their training and expertise, and people were amazed at the education and difficult decisions required of a police officer," said Community Policing Officer Mark Dorn. "It's another step in getting people involved and breaking down barriers between citizens and police," added City Administrator Kevin Brunner. "Graduates gave the training glowing reports, and many initiated crime prevention projects."

One academy graduate, concerned about commercial burglaries, started a Watch program in the central business area and credits it with enhancing communications between the police department and the business community. This relationship has been mutually beneficial — businesses raised almost \$30,000 to support the city's school-police liaison program and have promised to contribute to the salary of the police-school liaison officer.

Mark Dorn
Community Policing Officer
De Pere Police Department
Safety Building, 325 S. Broadway
De Pere, WI 54115-2593
414-339-4078, Fax 414-339-4082

Texas Captures National Night Out Honors

For the third time, Texas' The Woodlands Watch won first place in the 1996 National Night Out (NNO) competition in the communities with 30,000 to 99,999 population category. With the theme, "Cooking Up a Safe Community," the Woodlands Watch coordinated more than 150 parties on August 6, 1996, plus a poster contest, fashion show, and special events for seniors and teens. The

Woodlands Watch staff created a scrapbook and a video which they entered into the NNO competition sponsored by the National Association of Town Watch (NATW).

The centerpiece of NNO '96 was a *The Woodlands Watch What You Eat Cookbook*, dedicated to "the dog without whom we couldn't Take A Bite Out Of Crime." Former First Lady Barbara Bush, NATW Director Matt Peskin, and Montgomery County Sheriff Guy Williams all contributed recipes. Anyone who contributed to the cookbook or volunteered to hold an NNO party received a free copy. In addition, Elinor Price, manager of The Woodlands Watch, was named one of several NNO All-Stars for outstanding leadership. Woodlands Watch Supervisor Marian Leek helped Texas win the number one NNO state award for the second year in a row.

Woodlands is a planned town north of Houston with roughly 47,000 residents. Sponsored by the Woodlands Community Association, The Woodlands Watch entered its thirteenth year with 844 volunteer neighborhood coordinators and 11,000 adult members. Another 1,000 residents participate in a special Watch for senior citizen apartment complexes. Although the organization's basic principles remain neighbors watching out for each other and reporting suspicious activity to the police, the group reaches out to the elderly and young people, works with businesses and public utilities, and strives to build community spirit in apartments and public housing. For example, The Woodlands Watch has helped residents of the Fawn Ridge public housing complex reduce crime dramatically, and keep it down, for more than three years through on-site programs for young people, improved relations with police, and a community center/library located in an apartment donated by the management.

"The Woodlands Watch program is the kind of program we envisioned when we introduced National Night Out back in 1984," said NATW's Matt Peskin. "The tremendous response from the community and that certain spirit or energy, that is needed for a safe community — all of that exists within The Woodlands Watch program." NNO is a year-long community building campaign designed to: heighten crime and drug prevention awareness; generate support for local anti-crime efforts; strengthen neighborhood spirit and police-community partnerships; and send a message to criminals letting them know that neighborhoods are organized and fighting back. For information on NNO, contact NATW, PO Box 303, Wynnewood, PA 19096. Or call 800-NITE-OUT.

Marian Montgomery Leek, Woodlands Watch Manager
The Woodlands Watch
9450 Grogan's Mill Road
PO Box 7143
The Woodlands, TX 77387-7143
281-367-5647, Fax 281-364-7957

Albuquerque Cleans Up Graffiti

When Mayor Chavez took office, he made graffiti removal a priority. He began by establishing the Office of Graffiti

Removal with a staff of three administrators and 17 field personnel. When word got out, an Albuquerque-based business offered a software package which allows the Office of Graffiti Removal to map areas of high graffiti vandalism. The city was divided into ten community planning areas and a driver assigned to patrol each section. The drivers follow a route through their individual areas each day, painting over 80 percent of the graffiti and power washing and cleaning the other 20 percent.

Citizens have become involved in the clean-up effort. Over 250 neighborhood associations have formed Adopt-A-Block programs. A designated member of the association can report to the Office of Graffiti Removal to receive paint and other supplies to remove graffiti from the neighborhood. If the job is too big for the association, the city will clean up the problem. Citizens also fax, mail, and call in reports of graffiti. The Office of Graffiti Removal has gotten its response time down to 48 hours on most calls, and no more than 72 hours for more difficult removals. Other city agencies also joined the movement. Owners of large public properties such as the forest service and the flood service purchase supplies for removal and the Office of Graffiti Removal supplies the labor for clean-up.

The office is performing an average 1,000 removals per week, and apprehension of vandals is up. Working in cooperation with the police department's anti-gang unit, they have compiled information on over 1,000 known graffiti gang members. Tito Montoya, manager of the city's anti-graffiti initiative, says that his office processes invoices for the cost of graffiti clean-up and if they can't prosecute someone in criminal court, they prosecute them in civil court.

Tito Montoya
Office of Graffiti Removal
4600 Edith, NE
Albuquerque, NM 87107
505-857-8055, Fax 505-857-8205

Portland Police Use City Ordinances—and Residents—to Reduce Crime

Recognizing that much of the city's drug, gang, and prostitution activity occurs in and around motels, the Portland (Oregon) Police Bureau and the District Attorney's Office use ordinances and citizen cooperation to combat these problems. One effective strategy addresses registration procedures because motel guests involved in illegal activities usually sign in under false names. The police ask motel owners citywide to sign an agreement that tightens registration requirements, grants police access to registration records, and allows police to search rooms where probable cause exists to suspect that unregistered guests are engaged in illegal activities. While the agreement is not legally binding, it raises motel owners' awareness of their legal responsibility to turn away customers who intend to use rooms for illegal purposes.

The police encourage residents who live near the motels to monitor compliance with the agreement and to report all suspicious activities. Motels that allow illegal activity can be closed under the Specified Property Crime or Chronic Nuisance ordinances. Two motels that were shut down under this law in

1995 serve as an effective warning to others. Deputy District Attorney Tom Cleary has seen significant declines in criminal activities; in his district, arrests for prostitution have declined from 15 to three during an eight-hour shift. Cleary maintains close ties with residents by attending monthly meetings of 26 neighborhood associations and 28 business associations. He also meets weekly with an economic development committee that brings police, citizens, and county and city agencies together.

Tom Cleary, Deputy District Attorney

4735 East Burnside
Portland, OR 97211
503-823-5044, Fax 503-823-4161

Freeport, Illinois, Implements Community-Wide Planning for Prevention

In late 1994, Mayor Weis of Freeport called for the formation of a community-city government coalition whose purpose was to develop a comprehensive anti-crime and violence strategy. The city of 24,000 in the northwestern part of the state was safe by many standards, yet concerned that it needed to address increases in juvenile crime and improve the cohesion among neighborhoods and residents.

The mayor convened a core group of concerned citizens and residents. Together, they initiated the Freeport Coalition for a Safe Community, one of the first such efforts by any small city in Illinois. The Coalition's mission is "to build a safe and healthy community for our children and families." The mayor and the core group recruited community organization staff as facilitators, brought on nearly 100 residents to serve on three planning task forces, and involved over 40 students in grades 6-12 in a Youth Task Force.

Following a community needs assessment of existing services available to neighborhoods, families, and children, the task forces spent the last months of 1995 and early 1996 devising a comprehensive strategy to address priority issues. The Coalition finalized a comprehensive action plan that is pathbreaking in the breadth of approaches, issues, and partnership. The final plan reflects the involvement of over 100 residents, the mayor's office, the local United Way, other prominent community-based service groups, the schools, the police, churches, and business leaders.

The Coalition's plan includes: forming Neighborhood Watch groups; establishing a teen court and juvenile restitution programs; expanding parenting education and parent-school partnership programs; adding drug prevention education for school-age children; enhancing recreational opportunities in city parks; improving cross-cultural education; establishing job referral networks; and performing surveys of crime prevention through environmental design issues. Freeport is currently securing funding and assessing program models to implement the Coalition's plan.

Mr. Tracy Johnson

Executive Director
Martin Luther King, Jr. Community Services of Illinois, Inc.
511 South Liberty Avenue
Freeport, IL 61032
815-233-9915, Fax 815-235-0007

Prevent Truancy, Prevent Crime

Studies consistently find that chronic truancy often leads to dropping out of school, alcohol and other drug abuse, and delinquency. School counselors in St. Paul, Minnesota, have partnered with the police, the county attorney's office, and the city's youth services to help middle school truants and their families handle problems that cause absenteeism. Started in 1994, the Ramsey County Truancy and Curfew Violation Center program tackles the problem through a multifaceted strategy that has won support from both the community and law enforcement.

School counselors refer students with three to five days of unexcused absences to the St. Paul Youth Service Bureau (YSB) whose school-based staff meet with the student and the parents to talk about why the youth is missing school and what services are needed to change this behavior before it becomes chronic. The YSB staff monitor the student's attendance closely and refer the case to the county attorney's office for legal action if necessary. At this stage, truants and their parents receive a presentation by a Ramsey County attorney. If the student skips school again, the attorney meets with the student, parents, and the school staff to develop a contract for attendance. If the contract is broken, an immediate court hearing is scheduled.

When police officers pick up truants, they take them to the St. Paul Attendance Center (also known as the Truancy Center), rather than processing them through the judicial system. The Center not only relieves the police of burdensome paperwork and the courts of backlogs, but YSB staff offer young people counseling and information on other services. Students can participate in televised classes and must do homework during their day at the Center. The program also gives counselors the opportunity to identify child abuse cases and refer them to child protection services. While evaluations are still in the planning stages, the police have seen reductions in burglary, auto theft, and assault that they believe are directly related to truancy prevention efforts. Because the program serves the entire county, suburban police departments and schools cooperate with the St. Paul police in tracking down truants.

"The police love this initiative," says Sgt. Tom Walsh. "It's a valuable crime prevention tool that gives us resources other than arrest. It's much better to be on the front end and prevent crime, than have to react and investigate it." In addition to a federal grant from the Office of Juvenile Justice and Delinquency Prevention, funding for the program is shared by the city, the YSB, the police department, and the schools.

Sgt. Tom Walsh

St. Paul Police Department
100 East 11th Street
St. Paul, MN 55101
612-292-3612, Fax 612-292-6520

PROCLAIM OCTOBER AS CRIME PREVENTION MONTH

An official proclamation places the power of state and local government behind crime prevention. Both as symbol and substance, the proclamation ceremony presents an excellent opportunity for a media event.

- To issue the proclamation, ask a top official (e.g., governor, mayor, city manager, council president) who has championed prevention as an important strategy for current and future crime control.
- Schedule a press conference or photo opportunity for the last week in September to proclaim October as Crime Prevention Month. Arrange for an appearance by McGruff the Crime Dog.
- Contact the news media and emphasize their responsibility to report the good news about crime prevention as well as the bad news about violence. Work with them on ways to honor people and programs that have made outstanding contributions to community safety.
- Use this sample proclamation as a model, but adapt it to reflect state or community concerns.

A PROCLAMATION FOR CRIME PREVENTION MONTH 1997

Whereas, the vitality of our (city/state) depends on how safe we keep our homes, neighborhoods, workplaces, and communities because crime and fear diminish the quality of life for all;

Whereas, crime and fear of crime destroy our trust in others and in institutions, threatening the community's health and prosperity;

Whereas, people of all ages must be made aware of what they can do to prevent themselves, their families, neighbors, and co-workers from being harmed by drugs, violence, and other crime;

Whereas, the personal injury, financial loss, and community deterioration resulting from crime are intolerable and require action by the whole community;

Whereas, crime prevention initiatives must include but go beyond self-protection and security to promote collaborative efforts to make neighborhoods safer for all ages and to develop positive educational and recreational opportunities for young people;

Whereas, adults must invest time, resources, and policy support in effective prevention and intervention strategies for youth, and teens must be engaged in driving crime from their communities;

Whereas, effective crime prevention programs excel because of partnerships among law enforcement, other government agencies, civic groups, schools, faith communities, businesses, and individuals as they help to nurture communal responsibility and instill pride;

Now, Therefore, I (name of leader), (title), do hereby proclaim October 1997 as Crime Prevention Month in (name of area) and urge all citizens, government agencies, public and private institutions, and businesses to recognize the power of prevention and work together for the common good.

FOR IMMEDIATE RELEASE

FOR FURTHER INFORMATION

Date

Name, Phone Number

CELEBRATE
 THE POWER OF PREVENTION
 THIS OCTOBER

Governor/Mayor/Council President _____ today proclaimed October as Crime Prevention Month 1997 and challenged both citizens and government to take action to drive crime from the streets and build a safer future. He/she also paid tribute to the individuals who have taken personal responsibility for their neighborhoods and community organizations who work for the common good.

The Power of Prevention: Action Makes the Difference, the national theme for Crime Prevention Month 1997, reflects the strong belief that when prevention becomes everybody's business, crime and fear no longer dominate our lives. This marks the fifth consecutive year that crime has fallen in the United States. Our experience in (town or state), like that of other communities across the country, has proved that grassroots, collaborative action works. (Give examples)

The worst reaction we can have to crime, violence, or drugs is to recoil in fear and retreat into isolation. During Crime Prevention Month, government agencies, civic groups, schools, businesses, and youth organizations in (town or state) will showcase their accomplishments, reach out to educate and empower the public through educational campaigns, and explore new partnerships that build stronger communities in which crime cannot survive.



TAKE A BITE OUT OF
 CRIME

CONNECT TO THE INTERNET

**Most one in four people
over age 16 in the United**

States and Canada now use the Internet, according to a study released by Nielsen Media Research and CommerceNet in 1997. And that's more than twice the number of people who were on line in fall 1995. The survey also found that people who use the Internet are becoming more representative of the population as a whole, as compared to the homogeneous group of young, upscale, and well-educated individuals who surfed the net in its early days. Isn't it time you made the connection? Here's a starter list of Web sites that offer interesting and useful information for crime prevention initiatives.

Catch the Crime Dog with a mouse at <http://www.weprevent.org>. It's the new electronic doorway to crime prevention information from the National Citizens' Crime Prevention Campaign. Created and launched in October 1996 with a grant from the Allstate Foundation, and supplemental funding from the Milstein Family Foundation, the Safer Places USA Web site serves as a gateway to the National Crime Prevention Council, the Crime Prevention Coalition of America, Youth as Resources, and the Teens, Crime, and the Community program. The NCPC On-Line Resource Center offers practical tips covering personal, home, and family safety, as well as ways individuals, neighborhoods, and entire communities can take action to prevent crime. Users can read the latest issue of the *Catalyst* newsletter, learn about effective crime prevention programs, and obtain updates on the media campaign, new publications, and trainings. Kids can discover fun and exciting quizzes, puzzles, and games.

PROTECT YOURSELF AND YOUR FAMILY

<http://www.safekids.org>
Safekids provides family safety checklists, tips on keeping kids safe and avoiding accidents, and an extensive question and answer list.

<http://www.childabuse.org>
The National Committee to Prevent Child Abuse offers parenting tips and a comprehensive annual 50-state survey of child abuse data.

<http://www.ncmec@missingkids.org>
National Center for Missing and Exploited Children brings its crusade to find America's missing kids online.

<http://www.ericps.ed.uiuc.edu/npin/npinhome.html>
National Parent Information Network offers parents valuable tips on dealing with the diverse problems and joys of raising a child.

<http://www.safesurf.com>
SafeSurf posts a valuable Web site on child safety on the Internet. Contains information about its Web site rating system and technology, tips and methods for keeping your child out of harm's way, loads of resources, history of the issue.

PROTECT YOURSELF FROM FRAUD AND CYBERCRIME

<http://www.cyberangels.org>
CyberAngels — the self-ordained protectors of the street set their sights on the virtual community. An extensive site with comprehensive information and tips on protecting oneself from Internet crime, with numerous useful links.

<http://www.fraud.org>
National Fraud Information Center's Internet Fraud Watch provides information on protecting yourself from frauds, schemes, and scams of all shapes and sizes.

<http://www.privacyrights.org>
The Privacy Rights Clearinghouse maintains this site, packed with tips on protecting your privacy and avoiding identity theft, social security number fraud, and other misuse of personal information.

GET INVOLVED!

<http://www.servenet.org>
SERVEnet, posted by Youth Service America, provides a service

FOR CRIME PREVENTION INFORMATION

opportunities database, message boards, news groups, resources and links, headlines, and even free e-mail for those who register.

<http://www.jointogether.org>
JoinTogether Online provides a forum for information exchange and resource sharing for communities working to reduce substance abuse and gun violence. Includes many tools and resources for mobilizing communities.

KEEP IN TOUCH WITH THE LAW ENFORCEMENT AND PREVENTION PROFESSIONS

<http://www.communitypolicing.org>
The Community Policing Consortium maintains this site with information on community policing, training, related organizations, sources of more information, bulletin board, and chat room.

<http://www.pavnet.org>
Partnerships Against Violence offers a searchable database drawing on the work of seven federal departments for violence prevention information, a collection of good links, also a gopher site.

<http://www.officer.com>
The Police Officer's Internet Directory offers an exhaustive list of links for law enforcement officers.


FOR STATISTICS AND OTHER REFERENCE MATERIALS

<http://www.ojp.usdoj.gov>
The Office of Justice Programs' home page provides access to news releases, program announcements, application kits and forms, program and research plans, fact sheets, and

thousands of other publications. Links to home pages for the Bureau of Justice Assistance, the Bureau of Justice Statistics, the National Institute of Justice, the Office of Juvenile Justice and Delinquency Prevention, the Office for Victims of Crime, and the National Criminal Justice Reference Service (NCJRS).

<http://www.ncjrs.gov>
National Criminal Justice Reference Service, one of the most comprehensive sources of criminal justice information in the world, offers an unparalleled collection of state-of-the-art research and program information from clearinghouses of all divisions of the Department of Justice.

<http://www.albany.edu/sourcebook>
Published by the Bureau of Justice Statistics, Office of Justice Programs, U.S. Department of Justice, the 1995 *Sourcebook of Criminal Justice Statistics* (23rd edition) contains 654 data tables from more than 100 sources on characteristics of the criminal justice system, attitudes toward crime and the criminal justice system, the characteristics and distribution of known offenses and persons arrested, judicial processing of defendants, and persons under correctional supervision. The online version is constantly updated.



INVESTING IN YOUTH FOR A SAFER FUTURE

**The National Crime
Prevention Council (NCPC)
and the Bureau of Justice
Assistance (BJA) and the Office
of Juvenile Justice and
Delinquency Prevention**

**(OJJDP)—both components of
the Office of Justice Programs,
U.S. Department of Justice —
have teamed up with members of
the Crime Prevention Coalition of
America to launch a new phase
of the National Citizens' Crime
Prevention Campaign, "Investing
in Youth for a Safer Future."**

**This initiative seeks to inform
community leaders and residents
about proven actions and
programs that prevent and
reduce crime by and against
youth. Its ultimate goal is to
persuade these adults to invest
time, resources, and policy
support in effective prevention
and intervention strategies.
"Investing in Youth" also asks
teens to become active partners
in their communities' safety,
working with peers and adults in
a variety of tasks.**

WHY?

- Young people are the age group most often victimized by violence.
- Youth commit crimes at a rate disproportionate to their share of the population.
- Though the rate of youth involvement in violent incidents has not increased dramatically in the past two decades, the randomness and lethality of that violence have risen sharply.
- City, county, and state officials, elected and appointed, worry about the increasing drain on resources by the juvenile and criminal justice systems.

Despite these concerns, there is hope. Young people in communities around the country volunteer in record numbers. One survey found that nearly nine out of ten teens would join in programs that can prevent or reduce crime, if only they knew about such opportunities.

Moreover, research strongly supports the new campaign's core belief that resources focused on prevention and early intervention can have a substantial effect on reducing crime problems faced in coming years.

KEY ELEMENTS

"Investing in Youth for a Safer Future" will include mass media public education through public service announcements, consumer response materials in English and Spanish, and a Community Leaders' Kit to help social and civic groups explore how they and their communities can support effective programs to reduce youth violence and victimization. The initial public service messages and supporting campaign elements are scheduled for release in fall 1997.

A RESEARCH-BASED CAMPAIGN

Research already conducted as part of "Investing in Youth for a Safer Future" has shown that adults are willing to support or take part in community-based programs that will help prevent or reduce youth-related crime, provided the adults are convinced that the programs are effective. It also revealed adults' belief that parents and the community at large, not government institutions, should play central roles in building a community in which young people can grow up safe, secure, and crime free.

Community residents were quick to note, however, that they felt government at all levels could provide important help by sharing knowledge of programs' effectiveness and information on successful strategies.

A PUBLIC-PRIVATE PARTNERSHIP

This communications effort is a public-private partnership that benefits from some of the best advertising talent in the nation. Vidal, Reynardus & Moya Advertising will develop and produce messages in English and Spanish for adult audiences. Saatchi & Saatchi Advertising will prepare public service ads for the youth audience. These two agencies donate their time and creative talent through The Advertising Council, Inc., which for nearly two decades has been instrumental in conducting the National Citizens' Crime Prevention Campaign.

For more information, contact the Media Unit at NCPC, 202-466-6272, ext. 121 or 184

PARTNERSHIPS YOUTH PARTNERSHIPS FOR PREVENTION

In a 1996 Gallup poll, almost half of teens aged 13 to 17 said they are likely to be mugged, and about one-third believed they could be shot or stabbed in their lifetime. A survey conducted by Louis Harris and Associates for the Teens, Crime, and the Community program also found that many youth were fearful of crime and distressed about its impact on their lives. But the poll also concluded that young people's optimism and confidence prevail over these fears. An astonishing 9 in 10 were willing to involve themselves in programs that can prevent crime. Volunteerism has increased, according to a 1997 Independent Sector report. In fact, a greater percentage of teenagers volunteer than adults.

TEEN SERVICE IN PUBLIC HOUSING COMMUNITIES

Youth as Resources (YAR) is a network of programs that provide small grants to young people to design and carry out service projects to address community needs. Boards of young people and adults serve as the governing bodies of local efforts. Through YAR, youths tackle pressing civic issues while gaining confidence, leadership skills, and new insights about themselves and their communities. The adults involved learn that youths are capable and caring citizens. Since YAR began in Indiana with funds from the Lilly Endowment, the program has spread to more than 36 communities nationwide and to Poland, New Zealand, and Canada, and has involved over 100,000 youth. Other private foundations and federal grants have helped support YAR adaptations.

YAR faced a major challenge when it partnered with the Chicago Area Project to create a demonstration program in an impoverished, crime-plagued public housing community, the Robert Taylor Homes. Setting up a board and reaching out to build trust with the community took time and patience. The first service projects ranged from delivering meals to seniors and cleaning up vacant lots to violence prevention efforts and job skills development. Next, funding from the Corporation for National Service helped involve more students in YAR in such activities as adopting grandparents in senior citizen housing. A grant from the Department of Justice's Bureau of Justice Assistance allowed Chicago YAR to deal directly with violence prevention through youth-organized safety patrols and conflict resolution forums hosted by youth.

An 11-year-old girl from the Robert Taylor Homes, who has seen much violence and loss in her life, recently accepted an award for her group's service project and then added "Thank you for letting me help my community."

YAR at the Chicago Area Project

200 South Michigan Avenue, Suite 1400
Chicago, IL 60604
312-663-3574
Fax 312-663-5873

AFTER-SCHOOL CLUB BUILDS POLICE-STUDENT BONDS

"Police officers have a responsibility to do more than simply project themselves as an authoritative presence in the community. They must learn to befriend people, especially young people," believes Sgt. Steve Rogers, supervisor of the Community Policing Unit in Nutley, New Jersey. Three years ago the department's survey of students in this small, low-crime township found that the police weren't that popular. To improve police communications with youth and keep the community's crime rate low, Sgt. Rogers created the Police Student Partnership Club for sixth through eighth graders. "I expected about 15 to 20 kids to join," says Rogers. "Instead nearly 65 students have joined and more and more interest is being generated each day."

At the club's meetings (twice a month after school), students voice their concerns, criticisms, and suggestions about public safety issues. They also become part of the solution by creating projects designed to project a positive image of the school and the police. Teachers, the Board of Education, parents, politicians, teenagers, and cops praise this low-key, inexpensive program because they think it has changed the way young people view law enforcement. Franklin Middle School Principal James Vivinetto credits the initiative with creating a community in the school that builds citizenship. "What this means in terms of our crime rate is becoming clear," argues Rogers. "Misbehavior and youthful criminal activity such as vandalism, fighting, and property damage appear to be on the decline. And since this program is keeping lines of communication open with students who have already been exposed to the D.A.R.E. program in elementary school, we have found no evidence of drug-related activity in or around the middle school."

Sgt. Steve Rogers

Nutley Police Department
228 Chestnut Street
Nutley, NJ 07110
201-284-4946, ext. 49
Fax 201-661-3784

BLOCK LEADERS RECREATE CARING NEIGHBORHOODS FOR KIDS

YouthNet, an umbrella organization of agencies serving young people in Kansas City, Missouri, helps caring people like Shirley Parks and James Lee recreate old neighborhoods where children know someone is watching. Lee, Parks, and several dozen block leaders in the city are paid a modest hourly wage by local social service agencies and the AmeriCorps program to recruit young people off the street and into productive activities. As surrogate parents, these adults provide everything from safe places to get snacks and study to cooking classes and wake-up calls. All block leaders receive 30 hours of training focusing on such skills as needs assessment, cultural sensitivity, and conflict resolution.

YouthNet's Beci Amy notes that the young participants also give back to the neighborhood by painting over graffiti, planting community gardens, buying groceries for senior citizens, and holding rallies against violence and drugs. Lee has organized a reading program involving older children who read to younger ones. Parks holds barbeques for her dance group, the 57th Street Sensations, which evolved from front yard exercises with neighborhood girls and now performs in neighborhood parades and other community events.

Like many other block leaders, Parks feels her efforts to create a village in her neighborhood have improved her own life, along with the lives of those she serves. "There used to be a time when I was afraid to walk from my house to the store," she said. "Kids were roaming the

streets. There was a stigma attached to this neighborhood." That has changed because of her broad network of relationships. "Now that I've gotten to know some of these kids, I'm ashamed of the feelings I had before."

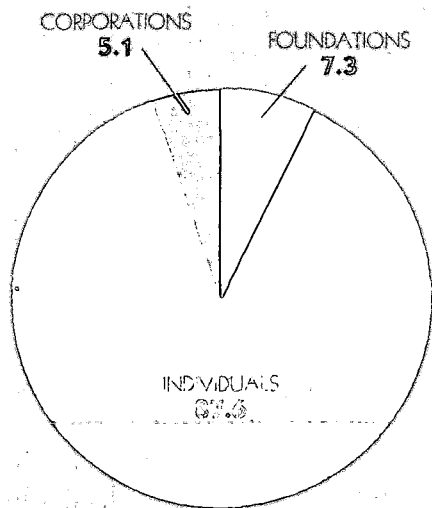
Beci Amy

YouthNet
301 East Armour Blvd., Suite 460
Kansas City, MO 64111
816-931-9900, ext. 228
Fax 816-931-0090



FINDING RESOURCES AND RESOURCES RAISING FUNDS FOR PREVENTION

When many people think of fund raising, they think of begging—going hat-in-hand asking for money. This image makes people uncomfortable, and they fear being rejected. Yet fund raising is definitely not begging. These facts clearly refute the myths and fears about fund raising.



\$143,850,000,000
TOTAL CHARITABLE
CONTRIBUTIONS
1995

The Art of Fund Raising

YOU ARE A TYPICAL PHILANTHROPIST

To find a philanthropist, look in the mirror. If you are typical, you made at least five and probably ten charitable contributions during the year. Did you give money to support a school, a youth group, church, or arts institute? Did you contribute to human service causes or for disaster relief? Did you sponsor someone in a walk-a-thon, swim-a-thon, ride-a-thon activity? Did you give to a homeless person or donate used clothing or an old car?

WHY DO PEOPLE GIVE?

The number one reason is because *someone asked them*. Rarely does an individual wake up in the morning and say "Oh, I think I'll pick a charity and give money to it." In a 1995 Gallup poll conducted for The Independent Sector, 85 percent of the people who gave money did so when they were asked rather than giving it on their own. And the better the relationship with the person asking, the greater the chance for a gift and the greater the amount of money given.

ACHIEVING SUCCESS WITH THE TRIANGLE

The three legs of the fund raising triangle are linkage, ability, and interest.

□ **Linkage** refers to the relationship among the person doing the asking, the prospective donor, and the organization on whose behalf they are asking for help. The stronger

that linkage, the better the opportunity for a gift.

- **Ability** refers to the prospect's ability to make a gift. By identifying his or her realistic giving level and then asking for a gift that they can make, you increase your chances of success.
- **Interest** means that you've done your homework and you've created interest in the prospect to make a gift to your organization or cause. Is the person aware of the good your organization is doing? Do they know where the money is going to go and whom it's going to help?

Remember that fund raising is not hard sell, but is "the gentle art of persuading people to experience the joy of giving." And don't forget the cardinal rule of fund raising—before you ask someone to contribute to your organization or cause, make your own generous gift first.

To improve your skills as a fund raiser, attend local courses and learn more about fund raising in your community. Contact local foundations or the National Society of Fund Raising Executives (NSFRE) chapter. An excellent training source is the Fundraising School at the Indiana University Center on Philanthropy (1-800-962-6692). Their reasonably priced courses can help turn you into a knowledgeable, successful fund raiser. Check out *Achieving Excellence in Fundraising* by Henry A. Rosso (recognized as the person largely responsible for shaping present fund raising practice and theory) which is

available from Jossey-Bass Publishers in San Francisco at 415-433-1767 if you can't find it in a book store or the public library.

Try These Local Fund Raisers

Bake sales ◦ car wash ◦ golf tournament ◦ bike or walk-a-thon ◦ fairs and festivals ◦ house tours ◦ barbeque ◦ locally produced cookbooks and calendars ◦ bike rodeo ◦ concert ◦ antique show ◦ silent auction ◦ yard sale ◦ McGruff bicycle registration program ◦ raffle ◦ golf tournament ◦ flea market ◦ fun run ◦ bowl-a-thon ◦ comedy show ◦ fashion show ◦ baseball game ◦ coupon books

The Grants Game

Many state and federal grant programs offer funding opportunities for local crime prevention initiatives. You just have to find out about them, and then write a proposal—and that's not always easy. Here are some resources and suggestions to help.

Federal Government

- ❑ Call the U.S. Department of Justice Response Center at 800-421-6770 and ask to be placed on a mailing list for all law enforcement, crime prevention, and criminal justice grant programs. This is also the number for information on two major federal programs—the Local Law Enforcement Block Grant Program and the Edward Byrne Memorial System Improvement and Drug Control Formula Grants—to help state and local efforts to curb crime, and on grant programs from the Office of Community Oriented Policing Services (COPS), created by the 1994 Crime Act.
- ❑ If you have Internet access, go to <http://www.ncjrs.org> (the Justice Information Center) to view grant information for the Office of Justice Programs, the National Institute of Justice, the Office of Juvenile Justice and Delinquency Prevention, the Office for Victims of Crime, and the Bureau of Justice Assistance, among others.
- ❑ Other federal sources include the Violence Against Women Grants Office at 202-307-6026, the HUD Information and Strategy Clearinghouse at 800-245-2691, and the Executive Office for Weed and Seed at 202-616-1152.

State Government

- ❑ Call your state criminal justice program office and ask to be put on its mailing list for grant announcements. Check with state offices of education (drug abuse prevention initiatives) and transportation (drunk driving and alcohol abuse prevention) for possible grant programs.
- ❑ Via the Internet, go to your state's home page. The Web site—<http://www.piperinfor.com/~piper/state/states.html>—includes the home pages of state and tribal governments across the country, as well as notices of grant programs.

- ❑ Network with your peers around the state to exchange successful grant applications.

What You Need to Know About a Grant Program

- ❑ Grant regulations and priorities—are you eligible? Do you have the resources needed by the proposed project?
- ❑ Rules, procedures, and deadlines
- ❑ Request for proposals (RFP) or application packets
- ❑ Lists of previous grantees, including summaries of their projects
- ❑ If you can secure one through the agency or grantee, an example of a successful proposal

Applications

Applications should be clearly written and precise, follow the RFP or application guidelines to the letter, and submitted on time. Try to relate your initiative to what others in the field have been doing. Be sure to proofread the final version, check your math, and give the proposal to peers for review. If you need help, look to colleges and universities or other agencies and nonprofits.

Almost every proposal needs to contain this basic information:

- ❑ Background and needs
- ❑ Concise statement of the proposed project
- ❑ Policy issues addressed—how your project will promote the funder's mission
- ❑ Concrete and measurable project goals and objectives
- ❑ A evaluation plan related to these objectives
- ❑ Key tasks and timeline
- ❑ A reasonable budget

And if you don't win, ask for feedback on how you can do better next time.

Foundations and Corporations

Many of these suggestions and guidelines apply to fund raising from private as well as public sources. Research the goals and interests of foundations and corporations in your community. Contact the foundation whose goals match your program and ask for its guidelines. Try to cultivate a personal relationship and ask for advice from the individual who reviews proposals.

For help, contact the Foundation Center, an independent organization established by foundations to provide information on foundation and corporate giving. Reference centers in several metropolitan areas offer resource collections. Call 800-424-9836. On the Internet go to <http://fdncenter.org/library/library.html>

Two useful brochures—"How To Prepare a Successful Grant Proposal" and "Where To Find Funding for Your Program"—are available from The Bureau for At-Risk Youth, 135 Dupont Street, PO Box 760, Plainview, NY 11803-0760. 800-99-YOUTH or on the Internet at <http://www.at-risk.com>.

TOOLS

A TOOLS FOR PREVENTION

Plan A Neighborhood Watch Meeting

You Will Need

- Fliers to publicize the meeting.
- An agenda to keep things moving and on track.
- A place to meet—such as a resident's house, a community center, a school, a library.
- Neighborhood Watch signs (check with police or sheriff's department; or Walter Cribbins, a NCPC licensee).
- A crime prevention specialist to help train members.
- A map with space for names, addresses, and phone numbers of all households.
- Brochures or fact sheets on starting and maintaining a Neighborhood Watch.

To Add Excitement

- Mix business with pleasure—allow attendees time to socialize.
- Seek out neighborhood go-getters—civic leaders and elected officials—to be your advocates and mentors.
- Link with an existing organization, such as a citizens' association, community development office, tenants' association, or housing authority.
- Establish a telephone network to get out information quickly.
- Gather facts about crime in your neighborhood. Check police reports, newspapers, and residents' perceptions about crime. Often residents' opinions are not supported by facts, and accurate information can reduce fear of crime.
- Link crime prevention to activities promoted by other groups: child protection, anti-vandalism projects, community service, arson prevention, recreation activities for young people, neighborhood beautification.
- Arrange for McGruff to make a surprise appearance.

Partners

- The police or sheriff's office's endorsement is critical to a Watch group's credibility. These agencies are the major sources of information on local crime patterns, home security, crime prevention education, and crime reporting.
- Ask local businesses and organizations to help pay for fliers and a newsletter (give them public credit), provide meeting places, and distribute crime prevention information. Ask a local electronics store to donate walkie-talkies or cellular phones. Make businesses part of the Watch if you can.
- Libraries can provide research materials, videos, computers, and meeting space.

- Media can aid Neighborhood Watches by publicizing recruitment drives and successes in crime prevention. Check out neighborhood newspapers, club newsletters, church bulletins, and bulletin boards in stores.
- Look to parent groups and labor unions for advice on organizing and recruiting volunteers.

And remember, Neighborhood Watch groups that continue to thrive do so by getting involved in issues that go beyond personal safety. They get involved in providing recreational activities for neighborhood children, assessing child care services, painting over graffiti, picking up litter, or starting McGruff houses or other block safety programs.

A Checklist For Citizen Patrols

Citizen patrols are volunteers who walk an area on a regular basis to report incidents and problems to the police and provide a visible presence that deters criminal activity. They have no policing powers, carry no weapons, are nonconfrontational, and always coordinate with law enforcement. A citizen patrol can cover a neighborhood, an apartment lobby or complex, a business district, or a park; some use bicycles, in-line skates, or cars to cover larger areas. They contact the police dispatcher through two-way radios or cellular phones donated by a local business. Cameras or video equipment may be used to record suspicious activity. Many patrols are based in a Neighborhood Watch group or work closely with one.

Make sure your citizen patrols

- Undergo training by law enforcement and have their support;
- Work in teams;
- Wear identifying clothing—t-shirts, caps, vests, jackets—or reflective clothing or patches;
- Never carry weapons of any kind—i.e., guns, blackjack, mace, baseball bat, or knives;
- Always carry a pad and pencil, and a flashlight if it is dark;
- Are courteous and helpful to residents of the area being patrolled; and
- Keep logs and file reports with your local law enforcement agency.

Remember, citizen patrols can take on extra duties, such as escort services, crowd and traffic control at community events, identifying neighborhood nuisance concerns, monitoring graffiti sites, checking on homebound residents, and reporting abandoned vehicles.

CALENDAR OF SPECIAL OBSERVANCES

OCTOBER



S	M	T	W	T	F	S	S	M	T	W	T	F	S
			1	2	3	4	5	6	7	8	9	10	11
12	13	14	15	16	17	18	19	20	21	22	23	24	25
26	27	28	29	30	31								

Crime Prevention Month

Sponsored by the Crime Prevention Coalition of America, this annual celebration of community spirit and partnerships challenges people to take individual and collective action to prevent crime and build communities.

National Crime Prevention Council
1700 K Steet, NW, Second Floor
Washington, DC 20006-3817
202-466-6272
<http://www.weprevent.org>

Domestic Violence Awareness Month

Provides a domestic violence awareness month packet to members on how to raise public awareness. General information on domestic violence available at no cost.

National Coalition Against Domestic Violence
PO Box 18749
Denver, CO 80218-0749
303-839-1852
Fax 303-831-9251
<http://www.webmerchants.com>

America's Safe Schools Week, Sunday, October 19 - Saturday, October 25, 1997

Recognizes and honors exemplary programs and individuals at the school, district, state, and national levels that are effectively preventing crime, improving discipline, increasing attendance, and suppressing drug traffic and abuse.

National School Safety Center
4165 Thousand Oaks Boulevard
Suite 290
Westlake Village, CA 91362
805-373-9977
<http://jetlink.net/~nssc>

National Red Ribbon Week, Thursday, October 23 - Friday, October 31, 1997 (October 23- 31 every year until 2000)

Celebrates healthy, drug-free lifestyles by asking people to wear and display red ribbons to show support for drug-free youth and willingness to take a stand against drugs in their communities.

National Family Partnership
11159-B South Towne Square
St. Louis, MO 63123
314-845-1933


Make a Difference Day, Saturday, October 25, 1997

A national day of volunteering sponsored by USA WEEKEND magazine in partnership with the Points of Light Foundation. Ten projects judged to be outstanding receive \$2,000 charitable donations, recognition in USA WEEKEND and in Washington,

DC, during National Volunteer Week. An additional 50 honorable-mention projects are awarded \$2,000 donations from Paul Newman and Newman's Own, Inc. and are spotlighted in the magazine.

USA WEEKEND/Difference
1000 Wilson Boulevard
Arlington, VA 22229-0012
703-276-6445
Hotline 800-416-3824
(In Washington, DC, call
202-223-9186, ext. 183)
<http://www.usaweekend.com>

JANUARY



S	M	T	W	T	F	S	S	M	T	W	T	F	S
						1	2	3	4	5	6	7	8
9	10	11	12	13	14	15	16	17	18	19	20	21	22
23	24	25	26	27	28	29	30	31					

Crime Stoppers Month

Emphasizes disseminating information to the public on felony crimes. Local programs sponsor anonymous reporting systems that offer rewards, raised through community efforts, for tips that help police solve crimes.

Crime Stoppers International, Inc.
PO Box 30413
Albuquerque, NM 87190
800-245-0009
Fax 800-245-0009
<http://c-s-i.org>

APRIL



S	M	T	W	T	F	S	S	M	T	W	T	F	S
		1	2	3	4	5	6	7	8	9	10	11	
12	13	14	15	16	17	18	19	20	21	22	23	24	25
26	27	28	29	30									

Child Abuse Prevention Month

Focuses attention on child abuse and neglect and their prevention, emphasizing community collaboration as the key to success in preventing child maltreatment.

National Committee to Prevent Child Abuse

332 South Michigan Avenue
Suite 1600

Chicago, IL 60604

312-663-3520

Fax 312-939-8962

<http://www.childabuse.org>

Alcohol-Free Weekend, Friday,

April 3 - Sunday, April 5, 1998

"I'm Free for the Weekend" offers adults one way to emphasize positive behavior rather than dwell on the negative consequences of alcohol consumption, which is the third leading cause of preventable death in the nation. Sponsoring organizations urge adults to sign a commitment to be alcohol free for the weekend.

National Council on Alcoholism and Drug Dependence, Inc.

12 West 21st Street

New York, NY 10010

212-206-6770

Fax 212-645-1690

<http://www.ncadd.org>

National Volunteer Week, Sunday,

April 19 - Saturday, April 25, 1998

Offers local and national organizations the opportunity to recognize and celebrate the good work of their volunteers, as well as recruit additional volunteers.

Points of Light Foundation

1737 H Street, NW

Washington, DC 20006

202-223-9186

Fax 202-223-9256

National Youth Service Day, Wednesday, April 22, 1998

Honors young people's accomplishments in their communities and encourages continued involvement. Focuses on public education and government recognition of youth service.

Youth Service America

1101 15th Street, NW

Suite 200

Washington, DC 20005

202-296-2992

Fax 202-296-4030

<http://www.servenet.org>

National SAFE KIDS Week - Saturday,

May 9 - Sunday, May 17, 1998

(Second week of May every year)

Raises public awareness about the importance of preventing unintentional childhood injuries (traffic, biking and motor vehicle incidents, fires, drowning, choking, and poisonings). In collaboration with the National SAFE KIDS Campaign, more than 180 state and local coalitions sponsor National SAFE KIDS Week activities in their communities.

National SAFE KIDS Campaign

111 Michigan Avenue, NW

Washington, DC 20010

202-884-5000

Fax 301-662-0600

<http://www.safekids.org>

AUGUST



S	M	T	W	T	F	S	S	M	T	W	T	F	S
						1	2	3	4	5	6	7	8
9	10	11	12	13	14	15	16	17	18	19	20	21	22
23	24	25	26	27	28	29	30	31					

National Night Out, August 4, 1998

(First Tuesday in August)

This year-long program which culminates on the first Tuesday in August, seeks to heighten violence and drug prevention awareness, and generate support and participation in local anti-crime efforts. Registered areas receive a free organizational kit filled with how-to materials including event suggestions, guidelines, and camera-ready artwork.

National Association of Town Watch

PO Box 303

Wynnewood, PA 19096

800-648-3688

610-649-7055

Fax 610-649-5456

<http://www.nationaltownwatch.org>

MAY



S	M	T	W	T	F	S	S	M	T	W	T	F	S
						1	2	3	4	5	6	7	8
9	10	11	12	13	14	15	16	17	18	19	20	21	22
23	24	25	26	27	28	29	30	31					

National Missing Children's Day - Monday, May 25, 1998 (May 25th every year)

Family and friends of missing children join forces annually to raise public awareness about the need for increased child protection.

National Center for Missing and Exploited Children

2101 Wilson Boulevard

Suite 500

Arlington, VA 22201

800-843-5678

703-235-3900

Fax 703-235-4067

<http://www.ncmec@missingkids.org>

"Take A Bite Out of Crime" With McGruff® and Scruff®

LICENSED EDUCATIONAL PRODUCTS

enrich your crime prevention program with licensed educational products featuring McGruff and his nephew Scruff, national symbols of crime prevention. A tightly controlled licensing program protects these unique characters from inappropriate uses and dramatically expands the audience for crime and drug abuse prevention messages. In addition, many licensed products can be imprinted with a state or local sponsor's logo and brief message.

One Great Dog—Three Great Costumes

The McGruff costume can dramatically increase the effectiveness of your crime prevention efforts. Choose from three different styles.

- The updated traditional costume features good visibility and ventilation through a newly designed McGruff "head," a special cool-vest for your comfort, and comfortable pants with adjustable hems and hidden pocket.
- The animated McGruff costume features advanced computer technology that makes McGruff come to life. His eyes blink, and his mouth moves when he talks.
- Standing 9 feet tall, the inflatable McGruff costume creates a sensation wherever he appears. It inflates with continuously circulating air, drawn from outside by a battery-operated blower worn around the waist.

Scruff in a Summer Camp Adventure Sticker Book

McGruff's nephew, Scruff, and a special child find adventure in this colorful, personalized sticker book with tips for kids on how to avoid peer pressure to drink beer, smoke cigarettes, and try other drugs. When personalized stickers are added, the child becomes the star of the story.

Educational Videos and CD ROMs

Used in schools across the country, McGruff and Scruff inspire children

to take an active role in crime prevention and self-protection. Individual videos address gangs, drugs, vandalism, bicycle safety, Halloween safety, child abuse and neglect, stranger danger, and gun safety. Two CD ROMs address stranger danger and drug prevention.

McGruff Safe Kids Identification Kit

An interactive booklet filled with practical safety information for parents to review with their children. The 10-page booklet offers a story, emergency tips, emergency phone number tear-off card, a game, and an easy-to-use fingerprint identification kit complete with nontoxic ink.

NEW McGruff Safe Halloween Kit

An 8-page kit contains reflective stickers that can be applied to a child's costume or trick-or-treat bag for improved night-time visibility, along with Halloween safety tips and games.

NEW The McGruff Telephone Calling Card

The phone card was designed for children in emergency situations. If a child needs to speak with someone immediately, a special code number calls all the speed-dial numbers until a connection is made. Features taped messages from parents, medical information, safety messages from McGruff, and more.

McGruff House and McGruff Truck

A McGruff House is a reliable source of help for children in emergency or frightening situations. Programs are established locally as a partnership among law enforcement, school, and community organizations. The McGruff Truck program applies a similar concept to utility vehicles that offer two-way communications. These programs are operated by the National McGruff House Network under license from NCP. For information, contact NMHN, 66 East Cleveland Avenue, Salt Lake City, UT 84115, 801-486-8678.

Look Up McGruff And Scruff Products Here!

Apparel: T-shirts, sweatshirts, jean jackets, caps, and more
Tee's Plus
860-445-7355 or 800-782-8337

Bicycle registration program
BikeStar
602-241-8547

Books: *McGruff and Me* personalized book and *Scruff in a Summer Camp Adventure* sticker book
Hefty Publishing Company
904-934-1599 or 800-732-3009

Calendars
JII Sales Promotion
614-622-4422

Cassette tapes
R.O. Dog
"McGruff and Scruff and the Crime Dogs" cassette
904-434-0500
Take Five Productions
"McGruff Cares for You" series of 4 cassettes
609-227-6858

CD ROM
Aims Media
818-773-4300 or 800-367-2467

Coloring books
McGruff Specialty Products Office
518-842-4388

Decals for crime prevention vehicles, banners
First Colony Label
800-51-DECAL

Emergency Beacon light bulb
Response Technology
703-255-3224 or 800-449-6537

Gang prevention and other static cling decals
Island Printing
708-416-3103 or 800-647-2966

Halloween safety kit
Boerner, Inc.
612-473-7322 or 800-288-3344

Halloween trick-or-treat bags and alternatives to candy
McGruff Specialty Products Office
518-842-4388

Key chains, badges, and shields
Stoffel Seals
914-353-3800

Lapel pins
Precision Arts
800-328-4088
Valley Casting
800-695-8260

Magnets
Century Marketing Corporation
800-722-2776

McGruff and Scruff dolls
McGruff Specialty Products Office
518-842-4388

McGruff costume, McGruff Robot, and animated McGruff costume
Robotronics
801-489-4466 or 800-762-6876

McGruff exhibit for special events
Exposystems
301-587-3907

McGruff inflatable costume
Signs and Shapes International
402-331-3181

McGruff Safe Kids Identification Kits
Boerner, Inc.
612-473-7322 or 800-288-3344

McGruff rubber stamps
Peg's Stationers
814-237-6539

Neighborhood Watch signs
Walter Cribbins
800-992-1915

Newsletter: *The McGruffletter*
JAM Communications
212-941-6080

Promotional items—key chains, pens, stickers, whistles, book jackets, balloons, etc.

JII Sales Promotion
614-622-4422
McGruff Specialty Products Office
518-842-4388
Walter Cribbins
800-992-1915

Recognition awards, bronze sculptures, paperweights, medallions
Brodin Studios
612-588-5194 or 800-274-5194

Reflective apparel and accessories
Printmark Industries
717-455-7000

Reflective badges
GSSC
612-858-5000 or 800-284-2158

Telephone calling cards
Phonlynx
215-638-4800 or 800-698-9950

Videos
AIMS Media
818-773-4300 or 800-367-2467

This is a partial listing of licensees and special partners who offer educational products and programs featuring McGruff, his nephew, Scruff, and the "Take A Bite Out Of Crime" slogan. McGruff and Scruff licensed educational products are purchased directly from licensees, not from the National Crime Prevention Council. For a package of sales brochures, call 202-466-6272, ext. 205. Mention the 1997 Crime Prevention Month guide and receive a FREE product sample. Many products are offered in Spanish-language versions. Quantity discounts are available, and special promotions occur throughout the year.

Royalties from licensed products help fund the National Citizens' Crime Prevention Campaign's public service advertising.

SELECTED RESOURCES FROM NCPC

MOBILIZING COMMUNITIES

How Communities Can Bring Up Youth Free From Fear and Violence

Examines the cost of violence to the community, describes victims and perpetrators, looks at causes, and outlines potential of community partnerships to break the cycle of violence. 70 pages. Item M45, \$11.95.

Lengthening the Stride: Employing Peace Officers From Newly Arrived Ethnic Groups

Lays out ways police departments can hire and retain members of ethnic minorities. Addresses opportunities, benefits, issues, challenges, and innovative solutions, especially with newcomer groups. 50 pages. Item M46, \$14.95.

New Ways of Working With Local Laws To Prevent Crime

Designed for law enforcement as well as neighborhood leaders, civic groups, and other community activists. Describes specific examples of using state and local laws as prevention tools in three areas: incivilities such as noise, disorderly or nuisance behavior, or panhandling; more serious crimes such as burglary or robbery; and support of prevention policies and activities. Also outlines elements to consider in examining whether current laws and ordinances can be used to further prevention efforts and in developing new legislation for preventive applications. 72 pages. Item M47, \$14.95.

Reducing Gun Violence: What Communities Can Do

Presents more than two-dozen strategies that communities around

the country have undertaken to reduce gun violence. Profiles efforts in three major metropolitan areas; includes a resource list and follow-up contacts. 42 pages. Item M60, \$9.95.

Taking a Stand Against Crime and Drugs Kit

Offers more than 40 reproducible masters for public education on subjects ranging from personal safety to business crime prevention, from child protection to prevention advice for the disabled. This comprehensive kit comes in a three-ring binder and includes a reproducible Neighborhood Watch mini-kit, ten reports on timely issues, and a resource guide. Item M30B, \$39.95.

PROTECTING CHILDREN

Being Healthy and Safe With McGruff and Scruff: Activity Book for Preschool, Head Start, and Other Child Care Programs

Colorful activity book for preschool and Head Start children and their teachers, partners, and other caregivers. Reproducible activities help prepare children to deal with issues of self-esteem; problem solving; health and safety awareness; and crime, drug, and violence prevention. 72 pages. Item K25, \$24.95.

Cops Helping Kids: Teaching Preschoolers Violence Prevention and Safety

Comprehensive advice for law enforcement officers who work with young children. Covers issues from personal safety to drug prevention, from fending off bullies

to preventing gun violence. 64 pages. Item K30, \$19.95.

Helping Kids Handle Conflict: A Guide for Those Teaching Children

This popular book helps teach children how to cope with bullies, conflicts involving guns and other weapons, media-influenced conflict, and general conflict situations. 104 pages. Item M37, \$24.95.

Talking With Youth About Prevention: A Teaching Guide for Law Enforcement and Others

Extremely popular, hands-on guide for anyone working with youth in crime and drug prevention. Covers topics for ages 5 through 18. Each section contains background information, activities, sample materials, and resources. Includes prevention of vandalism, substance abuse, gangs, date rape, personal assault, hate violence, theft, and more. 476 pages. Item M29, \$29.95.

POSTERS

Drug-Free Diversity

Upbeat poster that shows children of all kinds doing a variety of positive, fun, drug-free activities. The poster features an engaging poem entitled "Kids of All Kinds Do All Kinds of Things." Item P42, \$5.95, 22" x 30".

ABC's of Safety

Brightly colored, entertaining poster helps young children learn the alphabet as well as ABC's of safety and good health. A great opportunity to teach kids and generate discussions about living a safe, healthy life. Item P41, \$10.95, 39" x 59".

Bicycle Safety

Colorful poster featuring McGruff the Crime Dog and his nephew Scruff that teaches kids the rules of bike safety, including the use of proper hand signals. Also included are suggestions on creative ways to use the poster with children. Item P43, \$5.95, 22" x 30".

INVOLVING TEENS

Charting Success: A Workbook for Developing Crime Prevention and Other Community Service Projects Updated in 1995, this booklet explores crime's impact on youth; presents sample projects; explains project development with step-by-step worksheets; and presents program ideas. 52 pages, \$7.95.

Reach and Teach Your Peers!

This handbook is designed to help teens become peer persuaders and educators. Explains how to research and design a presentation and provides suggestions on delivering it effectively. 23 pages. Item M61, \$5.95.

INVOLVING ADULTS

Tools To Involve Parents in Gang Prevention

Helps communities deal with emerging gang problems; shows how to enlist parents and involve children in anti-gang strategies and positive community activities. Includes reproducible educational booklet, brochures, and posters as well as ideas on working with neighborhoods, families, and news media. Item M31, \$24.95.

Are You Safe? A National Test on Crime Prevention

45-minute TV-quality video includes crime scenarios, multiple choice questions for audience response, action reminders, discussions by panel of experts. Includes discussion guide and reproducible answer sheet. Item V4A, \$39.95.

DEVELOPING PROGRAMS


Preventing Violence Against Women: Not Just a Women's Issue

Examines the extent, patterns, and

impact of violent crimes against women and offers practical advice for individuals in prevention and victim services. Addresses self-protection and self-defense, sexual assault/rape, acquaintance rape, domestic violence, workplace violence, and teen dating aggression. 100 pages. Item M28, \$16.95.

350 Tested Strategies To Prevent Crime: A Resource for Municipal Agencies and Community Groups

Comprehensive reference work on successful municipal and community strategies to prevent crime. Contains 350 strategies that local governments, civic groups, and community members can draw upon to prevent or reduce crime. Issues covered include violence prevention, community mobilization, drug prevention, safety of children and youth, safe public places, bias crime, and much more. 400 pages. Item M50, \$39.95.



How To Arrange
for a Visit by
McGruff
the Crime Dog

REACHING THE SPANISH SPEAKING

El Libro De McGruff/McGruff's Activity Book

Stimulating activities in English and Spanish help children learn drug and crime prevention skills. 96 pages. Item K9, \$22.95.

Spanish and English Brochure Masters

Very popular brochures—on Neighborhood Watch, home security, street sense for adults and children, kids alone at home, and domestic violence prevention—identically produced in English and Spanish. Item B55, \$9.95.

To order these and other NCPC publications or to request a full catalog, call 800-NCPC-911 or write:

National Crime Prevention
Fulfillment Center
PO Box 1
100 Church Street
Amsterdam, NY 12010

Proceeds from the sale of materials, funded by public sources are used to help support NCPC's work on the National Citizens' Crime Prevention Campaign.

Follow these simple steps to arrange for a visit by McGruff. Remember—McGruff can only appear at crime prevention related events.

- Call the Crime Prevention Officer at your local law enforcement agency. Ask if they have a costume or know of anyone who has a costume. Explain the purpose, date, time, and location of your event.
- Do they have a McGruff costume?
 - Yes—Give the crime prevention officer plenty of advance notice—McGruff appearances revolve around the officer's schedule and a conflict may prevent McGruff from appearing at your event.
 - No—Contact Danny Wilson at Robotronics, 801-489-4466 or Brian Schneider at Signs and Shapes, 402-331-3181 with the zip code of the location of your crime prevention event. They can tell you the nearest law enforcement agency with the costume.
- If you can't locate a McGruff costume, ask a business to buy a costume and donate it to your local law enforcement agency. It's a great way for businesses to show their support for crime prevention. Call Robotronics and Signs and Shapes for prices.

COALITION CRIME PREVENTION COALITION OF AMERICA

STATE MEMBERS

Alabama Crime Prevention Network
Arizona Crime Prevention Association
Arizona Department of Public Safety
Arkansas Crime Information Center
California Attorney General's Office
California Crime Prevention Officers Association
California Governor's Office of Criminal Justice Planning
Colorado Crime Prevention Association
Crime Prevention Association of Connecticut
Florida Bureau of Criminal Justice Programs
Florida Crime Prevention Association
Georgia Crime Prevention Association
Georgia Department of Community Affairs
Hawaii Department of the Attorney General
Idaho Crime Prevention Association
Idaho Department of Law Enforcement
Illinois Attorney General's Office
Illinois Crime Prevention Association
Indiana Crime Prevention Coalition
Iowa Crime Prevention Association
Iowa Department of Public Safety
Kansas Bureau of Investigation
Kansas Crime Prevention Association
Kentucky Crime Prevention Coalition
Maine Crime Prevention Association
Maryland Crime Prevention Association
Maryland Community Crime Prevention Institute
Massachusetts Crime Prevention Officers Association
Massachusetts Criminal Justice Training Council
Crime Prevention Association of Michigan
Minnesota Crime Prevention Practitioners, Inc.
Minnesota Office of Drug Policy and Violence Prevention
Mississippi Crime Prevention Association
Mississippi Division of Public Safety Planning
Missouri Crime Prevention Association
Missouri Department of Public Safety
Nebraska Crime Commission
Nebraska Crime Prevention Association
Nevada Office of the Attorney General
New Jersey Crime Prevention Officers' Association, Inc.
New Jersey Department of Law and Public Safety
New Mexico Crime Prevention Association
New York Division of Criminal Justice Services
New York State Crime Prevention Coalition
North Carolina Crime Prevention Officers' Association
North Carolina Department of Crime Control and Public Safety

North Dakota Office of the Attorney General
Ohio Crime Prevention Association
Ohio Governor's Office of Criminal Justice Services
Oklahoma Department of Public Safety
Crime Prevention Association of Oregon
Oregon Board on Public Safety Standards and Training
Crime Prevention Association of Western Pennsylvania
Pennsylvania Commission on Crime and Delinquency
Pennsylvania Crime Prevention Officers Association
Rhode Island Crime Prevention Association
South Carolina Department of Public Safety
South Dakota Police Chiefs Association
Texas Crime Prevention Association
Texas Governor's Office
Utah Council for Crime Prevention
Vermont State Police
Virginia Crime Prevention Association
Virginia Department of Criminal Justice Services
Washington Crime Prevention Association
Washington State Attorney General's Office
West Virginia Criminal Justice and Highway Safety Office
Wisconsin Crime Prevention Practitioners Association, Inc.
Wisconsin Department of Justice
Wisconsin Office of Justice Assistance

NATIONAL AGENCIES

The Advertising Council, Inc.
American Association of Retired Persons
American Crime Prevention Association
American Federation of Labor-Congress of Industrial Organizations
American Probation and Parole Association
American Society for Industrial Security
The Association of Junior Leagues International, Inc.
Boy Scouts of America
Boys & Girls Clubs of America
Community Anti-Drug Coalitions of America
Crime Stoppers International, Inc.
General Federation of Women's Clubs
Girl Scouts of the USA
Institute of Criminal Justice Studies
Insurance Information Institute
International Association of Campus Law Enforcement Administrators
International Association of Chiefs of Police
International Association of Directors of Law Enforcement Standards and Training
International Association of Financial Crime Investigators

International Association for Healthcare Security and Safety
International City/County Management Association
International Society of Crime Prevention Practitioners
International Union of Police Associations
National Association for the Advancement of Colored People
National Association of Attorneys General
National Association of Broadcasters
National Association of Counties
National Association of Elementary School Principals
National Association of Police Athletic Leagues
National Association of Town Watch
National Council of La Raza
National Council on Crime and Delinquency
National Crime Prevention Council
National Crime Prevention Institute
National Criminal Justice Association
National District Attorneys Association
National Exchange Club
National Family Partnership
National 4-H Council
National Governors' Association
National League of Cities
National Network of Runaway and Youth Services
National Organization of Black Law Enforcement Executives
National Organization for Victim Assistance
National Recreation and Park Association
National Sheriffs' Association
National Urban League, Inc.
National Victim Center
Police Executive Research Forum
Service Corps of Retired Executives Association
U.S. Conference of Mayors

FEDERAL AGENCIES

Department of Defense
Drug Enforcement Administration
Federal Bureau of Investigation
General Services Administration
U.S. Department of Air Force
U.S. Department of Army
U.S. Department of Justice
Office of Justice Programs
Bureau of Justice Assistance
Bureau of Justice Statistics
National Institute of Justice
Office of Juvenile Justice and Delinquency Prevention
Office for Victims of Crime
U.S. Department of Navy
U.S. Marine Corps
U.S. Postal Inspection Service

HOW TO USE

These Materials in Your Community

This pocket contains a selection of camera-ready crime, drug, and violence prevention materials to help you promote crime prevention in October and throughout the year. These materials are designed to be printed or photocopied — that's why they're printed in high-resolution black type on coated paper. Most have space for local sponsors, phone numbers, and addresses.

Hand out the brochures at crime prevention presentations and community events. Ask schools, businesses, libraries, hospitals, and civic groups to use these educational materials as a community service. Place the shorter articles in newspapers and newsletters. Why not go a step further and create bookmarks, shopping bags, bumper stickers, and envelope stuffers?

Although these materials are copyrighted to protect their integrity, you can produce as many copies as you like for free distribution so long as you do not change the text without written approval from the National Crime Prevention Council.

If you wish to change the text or have any questions about using McGruff® or Scruff®, contact the Quality Review Committee at NCPC, 1700 K Street, NW, Second Floor, Washington, DC 20006-3817. To obtain a useful reference, write to NCPC Fulfillment Center, PO Box 1,100 Church Street, Amsterdam, NY 12010 for a free copy of the 1997 edition of *Guidelines for McGruff and Related Marks*.

Crime Prevention Month

Is Sponsored by the Crime Prevention Coalition of America

National Crime Prevention Council
1700 K Street, NW, Second Floor
Washington, DC 20006-3817

**TAKE A BITE OUT OF
CRIME®**





Scruff® McGruff® the Crime Dog

THE POWER OF PREVENTION: ACTION MAKES THE DIFFERENCE

User's Survey Please let us know what you think

Please take a moment to answer these questions. Then fold this card, tape it, and mail it with a 32¢ stamp. *If* you return this survey by November 30, 1997, we'll send you a McGruff phone card worth \$5.00! Your comments will help us prepare for Crime Prevention Month 1998!

Name _____
 Organization _____
 Address _____
 City _____ State _____ ZIP (+4) _____
 Daytime Phone _____ Fax _____

- Community Size: Under 25,000 25,000-100,000 100,000-200,000 Over 200,000
- Please indicate the kind of group that is using this booklet: Law Enforcement School
- Community Group Business Library Neighborhood Watch Other (please specify) _____

■ How helpful are these features of the booklet?	Slightly Helpful			Extremely Helpful	
Crime Prevention Month Celebrates the Power of Prevention	1	2	3	4	5
Going by the Numbers	1	2	3	4	5
Partnership Programs That Work	1	2	3	4	5
Proclaim October as Crime Prevention Month	1	2	3	4	5
Sample Press Release	1	2	3	4	5
Investing in Youth For a Safer Future	1	2	3	4	5
Youth Partnerships for Prevention	1	2	3	4	5
Connect to the Internet for Crime Prevention Information	1	2	3	4	5
Plan a Neighborhood Watch Meeting	1	2	3	4	5
Plan a Citizen Patrol	1	2	3	4	5
Finding Resources and Raising Funds for Prevention	1	2	3	4	5
Calendar of Observances	1	2	3	4	5
McGruff and Scruff Educational Products	1	2	3	4	5
Selected Resources From NCPC	1	2	3	4	5
Making Public Service Ads Work for You (color brochure)	1	2	3	4	5

■ Which camera-ready materials do you think you will use?		Expect to Use?		Expected # of Copies
Brochures		Yes	No	
	Tips for Safe and Happy Holidays	<input type="checkbox"/>	<input type="checkbox"/>	_____
	Street Sense: It's Common Sense	<input type="checkbox"/>	<input type="checkbox"/>	_____
	Take a Stand Against Crime: Join a Neighborhood Watch	<input type="checkbox"/>	<input type="checkbox"/>	_____
	Halloween Safety: Pointers for Parents	<input type="checkbox"/>	<input type="checkbox"/>	_____
	Home Security: Invest In It Now	<input type="checkbox"/>	<input type="checkbox"/>	_____
	At Home Alone: A Parent's Guide	<input type="checkbox"/>	<input type="checkbox"/>	_____
	Domestic Violence: The Hidden Crime	<input type="checkbox"/>	<input type="checkbox"/>	_____
	Talking With Your Kids About Drugs	<input type="checkbox"/>	<input type="checkbox"/>	_____
	It's Time To Stop the Violence...Start With Guns	<input type="checkbox"/>	<input type="checkbox"/>	_____
	Take Crime Prevention to Work	<input type="checkbox"/>	<input type="checkbox"/>	_____
	What's a Parent To Do About Gangs?	<input type="checkbox"/>	<input type="checkbox"/>	_____
	Safer Seniors	<input type="checkbox"/>	<input type="checkbox"/>	_____

		Yes	No	Expected # of Copies
Brochures	Don't Make It Easy for a Thief To Steal Your Wheels	<input type="checkbox"/>	<input type="checkbox"/>	_____
	Teen Alert! We Need You. Will You Help Out?	<input type="checkbox"/>	<input type="checkbox"/>	_____
	Community-Based Policing	<input type="checkbox"/>	<input type="checkbox"/>	_____
	Cybersafety for Kids Online: A Parent's Guide	<input type="checkbox"/>	<input type="checkbox"/>	_____
	Crime Prevention for People With Physical Disabilities	<input type="checkbox"/>	<input type="checkbox"/>	_____
	Rape is About Power, Control, and Anger	<input type="checkbox"/>	<input type="checkbox"/>	_____
	Teen Dating Violence	<input type="checkbox"/>	<input type="checkbox"/>	_____
Articles/ Drop Ins	Inhalants	<input type="checkbox"/>	<input type="checkbox"/>	_____
	Marijuana	<input type="checkbox"/>	<input type="checkbox"/>	_____
	Back to School — A Checklist for Kids	<input type="checkbox"/>	<input type="checkbox"/>	_____
	Back to School — A Checklist for Parents	<input type="checkbox"/>	<input type="checkbox"/>	_____
	Vandalism Isn't Funny. It's a Crime.	<input type="checkbox"/>	<input type="checkbox"/>	_____
	Put a Lock on Your Company's Information	<input type="checkbox"/>	<input type="checkbox"/>	_____

Fold card here

Date Rape	<input type="checkbox"/>	<input type="checkbox"/>	_____
Cybercons	<input type="checkbox"/>	<input type="checkbox"/>	_____
When Hate Groups Come to Town	<input type="checkbox"/>	<input type="checkbox"/>	_____
Making Diversity Work for You	<input type="checkbox"/>	<input type="checkbox"/>	_____
Businesses and Crime Prevention Through Environmental Design	<input type="checkbox"/>	<input type="checkbox"/>	_____

Activity Sheets	Bike Safety Word Search	<input type="checkbox"/>	<input type="checkbox"/>	_____
	Rose Watches and Helps Out Activity	<input type="checkbox"/>	<input type="checkbox"/>	_____


Posters	Kids of All Kinds Do All Kinds of Things	<input type="checkbox"/>	<input type="checkbox"/>	_____
	Crime Prevention Month Mini-Poster	<input type="checkbox"/>	<input type="checkbox"/>	_____

■ Are there other crime prevention topics you would like covered in next year's kit?


Fold card here

Please
Place 32¢
Stamp
Here

Attn: Crime Prevention Month 1997
National Crime Prevention Council
1700 K Street, NW, Second Floor
Washington, DC 20006-3817



**TAKE A BITE OUT OF
CRIME[®]**



*Look Inside to Find Great
McGruff[®] Educational
Licensed Products!*


**MCGRUFF[®]
WANTS YOU!**

Help Keep Kids Safe



McGruff® Safe Kids Identification Kit.

This 10-page guidebook contains instructions for parents and children, a safety maze game, plus child-safe fingerprinting ink.

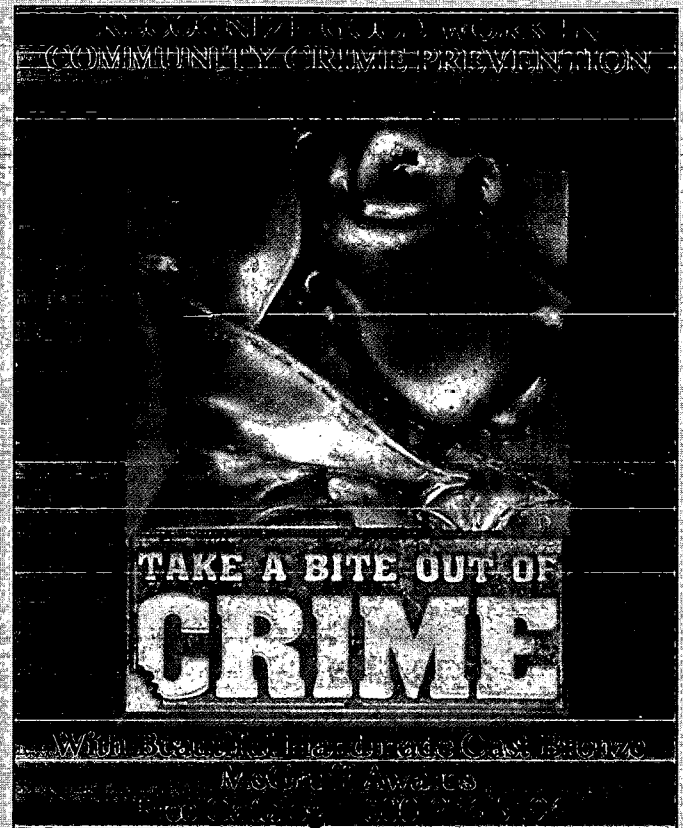


McGruff® Halloween Safety Kit for Kids.

Colorful 8-page booklet contains safety tips and Halloween games, plus strips of reflective material for child's costume or treat bag.

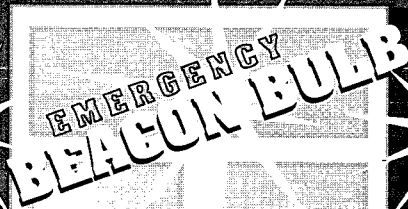
Call 1-800-288-3344
For Your FREE Sample

Boerner, Inc.
(800) 288-3344



Brodin Studios
(800) 274-5194

When Every Second Counts...



Bulb Instantly
Becomes Flashing
Signal for Help

Simple to Use


Pinpoints
Your Location

Ideal Fundraiser

For More Information Call
1-800-449-6537

Response Technology
(800) 449-6537

The McGruff® Costume



Bring this nationally
recognized symbol
to life right in your own
community.

Perfect for crime prevention
events including parades, award
presentations, school programs,
and any other event where
crime prevention should star.

Exclusively From
Robotronics, Inc.
Sold exclusively to Law Enforcement

Robotronics, Inc.
(801) 489-4466

New McGruff Safety Products

NiteGuard™ Reflector

Micro Prismatic Reflector

Helps Make You Visible At Night

Call For **FREE** Sample

NiteGuard Plus McGruff "Strobe"

Reflective ID badge with emergency information

Flashing light alerts drivers at night

Actual Size 2 1/8" X 3 3/8"

GSSC
(800) 284-2158

The Only Phone Card You'll Ever Need



FEATURES

- Pre-recorded Safety Tips from McGruff
- Speed Dials 9 Emergency Contacts
- Personal ID Information Stored
- Remote Programming
- Card is Rechargeable
- \$10 & \$20 cards available

PHONLYNX
1 (800) 698-9950

PhonLynx
(800) 698-9950

Official Licensee Of McGruff® Apparel

CALL FOR YOUR FREE CATALOG



TEE'S PLUS
 SCREENPRINTING, EMBROIDERY & AD. SPECIALTIES

T-SHIRTS, BASEBALL CAPS, JEAN JACKETS, GOLF SHIRTS AND MORE! MORE THAN A DOZEN PREVENTION DESIGNS.

1-800-782-8337

Tee's Plus
(800) 782-8337

And remember... you can write to NCPC for a complete licensed products package!




Personalized McGruff® & Scruff® Books

Books are funded by sponsors.

Hefty Publishing's Give-A-Book program provides personalized educational reading materials free of charge to school children through corporate sponsorship.



Our McGruff® book has big bold laser type and full color illustrations throughout.




The Scruff® book's patented process cleverly blends your child's name and additional information directly into the pages through personalized stickers.



Get Involved... Give-A-Book!
Call Today! (904) 934-1599
Hefty Publishing Company®





TELEVISION




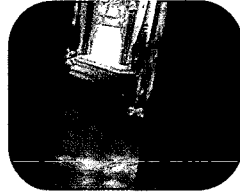

"Where Have All the Children Gone" (:60 and :30 length)

Where have all the children gone. Long time passing. Where have all the children gone. Long time ago. Where have all the children gone. Gone to graveyards, one by one. Oh, when will we ever learn? Oh, when will we ever learn? **ANNCR VO:** Every day, ten children are killed by gunfire. The killing won't stop, unless you help stop it. Call 1-800-WE-PREVENT, to find out what you can do. Not one more lost life, not one more grieving family. Not one more. Oh, when will we ever learn?






"Two Lives" (:30 length)

Boy#1: If they wanna get me, I'm gonna be ready to get them. **Boy#2:** They just shoot. They don't care who gets in the way. **Boy#1:** I want to be respected. This gets me respect, know what I'm sayin'? **Boy#2:** I'm afraid to walk to school, okay? **Boy#1:** Yeah, I might die. Everybody dies. **ANNCR VO:** Kids shooting. Kids getting shot. They're all victims of gun violence. The killing won't stop unless you help stop it. Call 1-800-WE-PREVENT for free information. Not one more lost life. Not one more grieving family. Not one more. **Boy#2:** I don't want to die.



"Rosana" (:30 length)

I would like all my friends to be there. I want my mother to be there. My hair's gonna be done so beautiful. A lot of music. A nice blue dress. I want to be beautiful for every single person that goes there. If I get shot, I want to have a nice funeral. **ANNCR VO:** Every day, ten children are killed by gunfire. Help stop the violence. Call 1-800-WE-PREVENT for free information. Not one more lost life. Not one more grieving family. Not one more.

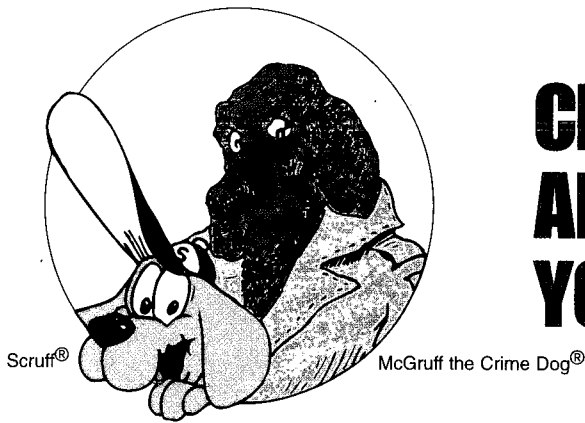


"Scruff Adventures II" (:60 and :30 length)

McGRUFF: Here's my nephew Scruff about to run into trouble again. **SCRUFF:** Hey, Bobo, where's your video game? **BOBO:** In here. But look at this! **Scruff:** Uh, oh! **BOBO:** It's my dad's. Wanna hold it? **SCRUFF:** What'll I do? **McGRUFF:** You'll see, but that's not the only problem he has. **SCRUFF:** Hey, here's a short cut. **LEANDER:** Not down there, square. **INEZ:** I don't think it's safe. **SCRUFF:** C'mon. The coast is clear. **BULLY:** Well, well. Hello, dog face. Come to give us your sneakers? **McGRUFF:** What are you gonna do now? **SCRUFF:** I-I-dunno. **McGRUFF:** If you get my new comic activity book "More Adventures with Scruff" you'll find out what you can do . . . about bullies . . . drugs . . . and guns. For your free copy of my new comic activity book, write . . . SCRUFF-MCGRUFF, Chicago, Illinois 60652.

We gratefully acknowledge the contributed time and expertise of the Campaign's two volunteer advertising agencies —Saatchi & Saatchi Advertising and Vidal, Reynardus & Moya Advertising — as well as the support of The Advertising Council, Inc.





CRIME PREVENTION ADS CAN HELP YOUR COMMUNITY

Inspiring your community to prevent crime becomes easier when you take advantage of the award-winning public service advertisements (PSAs) produced through the National Citizens' Crime Prevention Campaign sponsored by the Crime Prevention Coalition of America and U.S. Department of Justice. These ads, designed in television, radio, print, and outdoor formats by top advertising professionals and distributed around the nation at no charge to you by the prestigious Advertising Council, Inc., reach children, teens, and adults with appropriate messages. They include a toll-free number (adults and teens) or a simplified address (children) for more information that encourages community crime prevention action.

How can you benefit from these ads? Become familiar with the messages; take a look at the response materials sent out, and most important of all, encourage the media in your community to give the ads as much time and space as possible. These PSAs, are far more effective with your support, and the more effective they are, the easier your crime prevention task. So let's work together!

WHAT IS A PSA?

PSAs are educational messages designed to focus public attention on such serious issues as crime prevention. In most cases, ad agencies volunteer their creative talent to develop these advertisements for television (including cable TV), radio, newspapers, magazines, and out-of-home. And media donate their air time or print space to convey these messages.

TV and radio public affairs managers may receive 50 or more national public service advertisements a week — all on important issues, all competing for their attention and use.

HOW CAN YOU HELP GET THESE VIOLENCE PREVENTION AND CHILDREN'S PSAs USED?

Contact the media managers (usually community affairs or public service directors) — television, radio, newspaper, magazine, and transit — responsible for PSA placements and tell them that the Crime Prevention Campaign's PSAs are important to your community!

- It's best to visit the TV or radio station or newspaper. It's also quite valuable to write letters of support and make phone calls encouraging the media to use the ads.
- Explain local needs, how the PSAs address those needs, and how citizen action can reduce crime and fear. Be ready to describe programs that are working to meet those needs.
- Show the media that people in your community are outraged by the amount of violence that intrudes into their lives and their children's lives and willing to take action. Cite specific examples of individual action that's produced results.



Partner With the Media To Build Safer Communities kit offers information and resources to enlist the media as a partner in crime prevention. It presents suggestions for an individual or group in reaching out to the media, tips on getting prevention-oriented public service announcements on air and in print, and an overview of ways to achieve sustained media coverage for prevention activities. Please call 1-800-NCPC-911 to receive this valuable resource for only \$19.95 (10% shipping and handling additional). Item K20

**Sample Letter of Support—Adult Advertising
(Television, radio, print, out-of-home)**

Dear Public Affairs Director (Personalize with a name if possible):

"NOT ONE MORE LOST LIFE. NOT ONE MORE GRIEVING FAMILY. NOT ONE MORE!"

That's not only the urgent call to action but it is a goal our community should embrace in reducing the impact of gun-related violence on our children.

We can stop it if we act together using our personal and community power throughout [STATE]. We must stop the violence plaguing America's youth and invest in the future of our young people to ensure a safer future for all. Please help our communities in [STATE] by broadcasting these messages. Youth violence prevention efforts urgently need community action in cooperation with the police.

"I am fortunate to have lost only one son," said William W. Johnson (parent whose son was killed by gunfire) as he talked about attending the funerals of five males from one family who were killed by gunfire. Mr. Johnson spoke during the press event to debut the newest PSA in this gun-related violence prevention series, which feature famed music trio Peter, Paul & Mary lending their voices to these emotionally powerful television and radio spots.

The goal of the gun-related violence prevention PSAs is to challenge viewers and listeners to become locally involved — calling the toll-free number (1-800-WE-PREVENT) to receive a free 24-page booklet, *Making Children, Families, and Communities Safer From Violence*, describing ways each of us can help reduce violence and make our communities safer.

The ads are part of the National Citizens' Crime Prevention Campaign sponsored by the Crime Prevention Coalition of America (136 national, state, and federal organizations) and the Bureau of Justice Assistance, Office of Justice Programs, U.S. Department of Justice, managed by the National Crime Prevention Council and The Advertising Council, Inc.

Please help enlist our neighborhoods in making "Not One More" a reality by using these PSAs that can help reduce the impact of gun-related violence on our children. Together we can and will make a difference in our community.

Sincerely,

Note: If you have not received the new crime prevention ads please contact the Advertising Council Fulfillment Center at 800-933-PSAS (7727).



**Call the toll-free number
1-800-WE-PREVENT
to receive your free
24-page booklet.**

Sample Letter of Support – Children's Advertising (Television, radio, print)

Dear Public Affairs Director (Personalize with a name if possible):

Every day thousands of children from all types of communities are faced with violent situations — guns, drugs, and bullies — going to and from school. We must make a commitment to America's children that we will put an end to the violence plaguing our communities and help them to once again feel safe in their schools and neighborhoods.

We can do it if we act together using our personal and community power throughout [STATE]. We must invest in the future of our young people to ensure a safer future for all. The prevention of crime requires that each of us do something to help family, neighbors, and community.

The National Citizens' Crime Prevention Campaign released animated PSAs targeted to children as part of a multifaceted effort to educate children in elementary grades about how to protect themselves against the violent situations and other crimes that may threaten them each day. The ads are sponsored by the Crime Prevention Coalition of America (136 national, state, and federal organizations) and the Bureau of Justice Assistance, Office of Justice Programs, U.S. Department of Justice, managed by the National Crime Prevention Council and distributed by The Advertising Council, Inc.

Together McGruff® the Crime Dog (a trusted figure and national symbol for crime prevention) and his nephew Scruff® instruct kids to write to: **Scruff-McGruff, Chicago, IL 60652** for a free comic-activity book, *More Adventures With Scruff*, that teaches them how to react to bullies, how to resist drugs, where to go for help, places they should avoid, and other personal safety information. This book is a great opportunity for parent-child discussions.

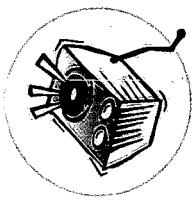
Please help our communities in [STATE] by broadcasting these children's crime prevention messages. Your decision could help thousands of kids — and their parents — to "Take A Bite Out Of Crime." Please give these ads the air time they deserve by using them as much as possible. Together we can and will make a difference in our community.

Sincerely,

Note: If you have not received the new crime prevention ads please contact the Advertising Council Fulfillment Center at 800-933-PSAS (7727).



**Write to Scruff-McGruff,
Chicago, IL 60652
for a free comic-activity book,
More Adventures With Scruff.**



RADIO

Preventing gun-related violence against children

- “Where Have All the Children Gone”
- “Attendance”
- “Amazing Grace”
- “Gunshots”
- “Try”
- “Testimonial”

Children’s

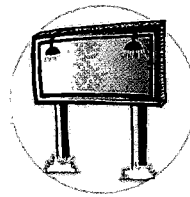
- “Comic Book for Kids”

Topical


- “Halloween Safety”
- “Business Travel”
- “Vacation Travel”
- “Back-to-School”



PRINT




OUT-OF-HOME



“Guess What Johnny’s Bringing for Show and Tell Today”

“Puzzle” (featuring McGruff and Scruff)

“Pictures” (featuring McGruff and Scruff)



“Not One More” - Transit cards and Bus Shelters

“Unete a la lucha contra el crimen”—Bus Shelters and Out-of-Home

PSAs also available in Spanish (television, radio, print, and out-of-home)

COMING LATER IN 1997

“Investing in Youth for a Safer Future”
public service advertisements

The National Citizens’ Crime Prevention Campaign is substantially funded by the Bureau of Justice Assistance, Office of Justice Programs, U.S. Department of Justice.



McGruff the Crime Dog®

For more information, let us know of your interest: Jacqueline Aker, Media Manager

National Crime Prevention Council, 1700 K Street, NW, Second Floor, Washington, DC 20006-3817

Phone: 202-466-6272, ext. 121; Fax: 202-296-1356

E-mail: aker@ncpc.org; website: <http://www.weprevent.org>



Scruff®

- If you think someone is following you, don't head home. Drive to the nearest police or fire station, gas station, or other open business to get help.
- Don't pick up hitchhikers. Don't hitchhike.



ON BUSES AND SUBWAYS

- Use well-lighted, busy stops.
- Stay alert! Don't doze or daydream.
- If someone harasses you, don't be embarrassed. Loudly say "Leave me alone!" If that doesn't work, hit the emergency device.
- Watch who gets off with you. If you feel uneasy, walk directly to a place where there are other people.

IF SOMEONE TRIES TO ROB YOU

- Don't resist. Give up your property, don't give up your life.
- Report the crime to the police. Try to describe the attacker accurately. Your actions can help prevent others from being victims.

TAKE A STAND!

- Make your neighborhood and work-place safer by reporting broken street lights, cleaning up parks and vacant lots, and lobbying local government for better lighting in public places.
- Join a Neighborhood, Apartment, or Office Watch to look out for each other and help the police.
- Help out a friend or co-worker who's been a victim of crime. Cook a meal, babysit, find the number for victim services or a crisis hotline. Listen, sympathize, and don't blame.
- Look at the root causes. Work for better drug treatment services, crime and drug abuse prevention education, and job and recreational opportunities for young people in your community.



Crime Prevention Tips from
National Crime Prevention Council
 1700 K Street, NW, Second Floor
 Washington, DC 20006-3817
www.weprevent.org
 and



The National Citizens' Crime Prevention Campaign, sponsored by the Crime Prevention Coalition of America, is substantially funded by the Bureau of Justice Assistance, Office of Justice Programs, U.S. Department of Justice.

Distribution made possible in part by a grant from
ADT Security Systems, Inc.

STREET SENSE



IT'S COMMON SENSE

TEST YOUR "STREET SMARTS" IQ

Do you:

- Jog or walk by yourself early in the morning or late at night when the streets are quiet and deserted?
- Stuff your purse with cash, keys, credit cards, checkbook — and then leave it wide open on a counter, a desk, the floor? Put your wallet in a jacket, which you then hang up or throw over a chair?
- Let your mind wander — thinking about your job, or all the things you have to do — when walking or driving?
- Think it's a waste of time to lock your car when you'll be back in a few minutes?


If you answered "yes" to any question, you need to change a few habits. Even if you answered "no" and made a perfect score, read on. Spend a few minutes now to prevent trouble later.

BASIC STREET SENSE

- Wherever you are — on the street, in an office building or shopping mall, driving, waiting for a bus or subway — stay alert and tuned in to your surroundings.
- Send the message that you're calm, confident, and know where you're going.
- Trust your instincts. If something or someone makes you uneasy, avoid the person or leave.
- Know the neighborhoods where you live and work. Check out the locations of police and fire stations, public telephones, hospitals, and restaurants, or stores that are open late.

ON FOOT — DAY AND NIGHT

- Stick to well-lighted, well-traveled streets. Avoid shortcuts through wooded areas, parking lots, or alleys.
- Don't flash large amounts of cash or other tempting targets like expensive jewelry or clothing.



ON WHEELS

- Carry a purse close to your body, not dangling by the straps. Put a wallet in an inside coat or front pants pocket, not a back pocket.
 - Try to use automated teller machines in the daytime. Have your card in hand and don't approach the machine if you're uneasy about people nearby.
 - Don't wear shoes or clothing that restrict your movements.
 - Have your car or house key in hand before you reach the door.
 - If you think someone is following you, switch direction or cross the street. Walk toward an open store, restaurant, or lighted house. If you're scared, yell for help.
 - Have to work late? Make sure there are others in the building, and ask someone — a colleague or security guard — to walk you to your car or transit stop.
- Keep your car in good running condition. Make sure there's enough gas to get where you're going and back.
 - Always roll up the windows and lock car doors, even if you're coming right back. Check inside and out before getting in.
 - Avoid parking in isolated areas. Be especially alert in lots and underground parking garages.

IF A STRANGER COMES TO THE DOOR, BEWARE

Criminals sometimes pose as couriers delivering gifts. And it's not uncommon for people to try to take advantage of others' generosity during the holidays by going door-to-door for charitable donations when there's no charity involved. Ask for identification, and find out how the funds will be used. If you aren't satisfied, don't give. Help a charitable organization you know and like instead.

Last but not least, don't let holiday stress get the best of your holiday spirit. Make time to get together with family, friends, and neighbors. And think about reaching out in the spirit of the season and helping someone who's less fortunate or lonely.

Do your part to make the holidays a safe and happy time for everybody—except criminals.

TAKE A HOLIDAY INVENTORY

The holidays are a good time to update — or create — your home inventory. Take photos or make videos of items, and list descriptions and serial numbers. If your home is burglarized, having a detailed inventory can help identify stolen items and make insurance claims easier to file. Make sure things like TVs, VCRs, stereo equipment, cameras, camcorders, sports equipment, jewelry, silver, computers, home office equipment, and power tools are on the list. Remember to check it twice!



Crime Prevention Tips from

National Crime Prevention Council

1700 K Street, NW, Second Floor

Washington, DC 20006-3817

www.weprevent.org

and

BJA

The National Citizens' Crime Prevention Campaign, sponsored by the Crime Prevention Coalition of America, is substantially funded by the Bureau of Justice Assistance, Office of Justice Programs, U.S. Department of Justice.

ADT

Distribution made possible in part by a grant from
ADT Security Systems, Inc.

HOLIDAY SAFETY



**TIPS
FOR
SAFE AND HAPPY
HOLIDAYS**

This holiday season, don't let the spirit of giving lull you into giving burglars, muggers, and pickpockets a better chance to do their dirty work. Crooks love the holidays as much as everyone else, but chiefly because it's an opportune time for crime.

Homes jam-packed with glittering gifts. Stores, malls and downtown streets teeming with unsuspecting shoppers. People rushing around, stressed out and careless, looking for last-minute gifts, trying to get everything done. It's enough to make a crook giddy with holiday joy.


Here are some tips on how to celebrate safely this holiday season:

IF YOU'RE TRAVELING

- Get an automatic timer for your lights.
- Ask a neighbor to watch your home, shovel snow, and park in the driveway from time to time.
- Don't forget to have mail and newspaper delivery stopped. If it piles up, it's a sure sign you're gone.

IF YOU'RE OUT FOR THE EVENING


- Turn on lights and a radio or TV so it looks like someone's home.
- Be extra cautious about locking doors and windows when you leave, even if it's just for a few minutes.



- Don't display gifts where they can be seen from outside.

IF YOU'RE SHOPPING

- Stay alert and be aware of what's going on around you.
- Park in a well-lighted space, and be sure to lock the car, close the windows, and hide shopping bags and gifts in the trunk.
- Avoid carrying large amounts of cash; pay with a check or credit card whenever possible.
- Deter pickpockets and purse-snatchers. Don't overburden yourself with packages. Be extra careful with purses and wallets. Carry a purse close to your body, not dangling by the straps. Put a wallet in an inside coat or front pants pocket.
- Shopping with kids? Teach them to go to a store clerk or security guard if you get separated.



- Ask local law enforcement for a free home security survey.

CONSIDER AN ALARM

Alarms can be a good investment, especially if you have many valuables in your home, or live in an isolated area or one with a history of break-ins.

- Check with several companies before you buy so you can decide what level of security fits your needs. Do business with an established company and check references before signing a contract.
- Learn how to use your system properly! Don't "cry wolf" by setting off false alarms. People will stop paying attention and you'll probably be fined.
- Some less expensive options...a sound-detecting socket that plugs into a light fixture and makes the light flash when it detects certain noises, motion sensing outdoor lights that turn on when someone approaches, or lights with photo cells that turn on when it's dark and off when it's light.

BURGLARS DO MORE THAN STEAL

Burglars can commit rapes, robberies, and assaults if they are surprised by someone coming home or pick a home that is occupied.

- If something looks questionable — a slit screen, a broken window or an open door — don't go in. Call the police from a neighbor's house or a public phone.
- At night, if you think you hear someone breaking in, leave safely if you can, then call police. If you can't leave, lock yourself in a room with a phone and call police. If an intruder is in your room, pretend you are asleep.

- Guns are responsible for many accidental deaths in the home every year. Think carefully before buying a gun. If you do own one, learn how to store it and use it safely.

THERE'S MORE YOU CAN DO

- Join a Neighborhood Watch group. If one doesn't exist, you can start one with help from local law enforcement.
- Never leave a message on your answering machine that indicates you may be away from home. Rather than saying "I'm not at home right now," say "I'm not available right now."
- Work with neighbors and local government to organize community clean-ups. The cleaner your neighborhood, the less attractive it is to crime.



Crime Prevention Tips from

National Crime Prevention Council
1700 K Street, NW, Second Floor
Washington, DC 20006-3817

www.weprevent.org
and

BJA

The National Citizens' Crime Prevention Campaign, sponsored by the Crime Prevention Coalition of America, is substantially funded by the Bureau of Justice Assistance, Office of Justice Programs, U.S. Department of Justice.

ADT

Distribution made possible in part by a grant from
ADT Security Systems, Inc.

HOME SECURITY



INVEST
IN
IT NOW

If you were locked out of your house, would you still be able to get in? Maybe you keep an unlocked window in the back, or a hidden key in your mailbox or on top of a window ledge?

You may think this is a good idea, but guess what? If you can break in, so can a burglar!

For a small amount of time and money you can make your home more secure and reduce your chances of being a victim.

Many burglars will spend no longer than 60 seconds to try breaking into a home. Good locks — and good neighbors who watch out for each other — can be big deterrents to burglars.

CHECK THE LOCKS

Did you know that in almost half of all completed residential burglaries, thieves simply breezed in through unlocked doors or crawled through unlocked windows?

- Make sure every external door has a sturdy, well-installed dead bolt lock. Key-in-the-knob locks alone are not enough.
- Sliding glass doors can offer easy access if they are not properly secured. You can secure them by installing commercially available locks or putting a broomstick or dowel in the inside track to jam the door. To prevent the door being lifted off the track, drill a hole through the sliding door frame and the fixed frame. Then insert a pin in the hole.
- Lock double-hung windows with key locks or “pin” windows by drilling a small hole into a 45° angle between the inner and outer frames, then insert a nail that can be removed. Secure basement windows with grilles or grates.
- Instead of hiding keys around the outside of your home, give an extra key to a neighbor you trust.
- When you move into a new house or apartment, rekey the locks.

CHECK THE DOORS

A lock on a flimsy door is about as effective as locking your car door but leaving the window down.

- All outside doors should be metal or solid wood.
- If your doors don't fit tightly in their frames, install weather stripping around them.
- Install a peephole or wide-angle viewer in all entry doors so you can see who is outside

without opening the door. Door chains break easily and don't keep out intruders.

CHECK THE OUTSIDE

Look at your house from the outside. Make sure you know the following tips:

- Thieves hate bright lights. Install outside lights and keep them on at night.
- Keep your yard clean. Prune back shrubbery so it doesn't hide doors or windows. Cut back tree limbs that a thief could use to climb to an upper-level window.
- Clearly display your house number so police and other emergency vehicles can find your home quickly.
- If you travel, create the illusion that you're at home by getting some timers that will turn lights on and off in different areas of your house throughout the evening. Lights burning 24 hours a day signal an empty house.
- Leave shades, blinds, and curtains in normal positions. And don't let your mail pile up! Call the post office to stop delivery or have a neighbor pick it up.
- Make a list of your valuables — VCRs, stereos, computers, jewelry. Take photos of the items, list their serial numbers and descriptions. Check with law enforcement about engraving your valuables through Operation Identification.



- Leave, or have someone come and stay with you. Go to a battered women's shelter — call a crisis hotline in your community or a health center to locate a shelter. If you believe that you, and your children, are in danger — leave immediately.
- Get medical attention from your doctor or a hospital emergency room. Ask the staff to photograph your injuries and keep detailed records in case you decide to take legal action.
- Contact your family court for information about a civil protection order that does not involve criminal charges or penalties.

HAVE YOU HURT SOMEONE IN YOUR FAMILY?

- Accept the fact that your violent behavior will destroy your family. Be aware that you break the law when you physically hurt someone.
- Take responsibility for your actions and get help.
- When you feel tension building, get away. Work off the angry energy through a walk, a project, a sport.
- Call a domestic violence hotline or health center and ask about counseling and support groups for people who batter.

THE HIGH COSTS OF DOMESTIC VIOLENCE

- Men and women who follow their parents' example and use violence to solve conflicts are teaching the same destructive behavior to their children.
- Jobs can be lost or careers stalled because of injuries, arrests, or harassment.
- Violence may even result in death.

For More Information

Domestic Violence Hotline 800-799-SAFE

This new, nationwide toll-free hotline will provide immediate crisis intervention, counseling, and referrals to emergency shelters and services

National Resource Center on Domestic Violence
800-537-2238

Family Violence Prevention Fund
383 Rhode Island Street, Suite 304
San Francisco, CA 94103-5133
415-252-8900



Crime Prevention Tips from
National Crime Prevention Council
1700 K Street, NW, Second Floor
Washington, DC 20006-3817
www.weprevent.org
and



The National Citizens' Crime Prevention Campaign, sponsored by the Crime Prevention Coalition of America, is substantially funded by the Bureau of Justice Assistance, Office of Justice Programs, U.S. Department of Justice.



Distribution made possible in part by a grant from ADT Security Systems, Inc.

DOMESTIC VIOLENCE



THE HIDDEN CRIME



As many as four million women in this country suffer some kind of violence at the hands of their husbands or boyfriends each year.

Very few will tell anyone — a friend, a relative, a neighbor, or the police.

Victims of domestic violence come from all walks of life, all cultures, all income groups, all ages, all religions. They share feelings of helplessness, isolation, guilt, fear, and shame.

ARE YOU ABUSED?

Does the Person You Love...

- “Track” all of your time?
- Constantly accuse you of being unfaithful?
- Discourage your relationships with family and friends?
- Prevent you from working or attending school?
- Criticize you for little things?
- Anger easily when drinking or using other drugs?
- Control all finances and force you to account in detail for what you spend?
- Humiliate you in front of others?
- Destroy personal property or sentimental items?
- Hit, punch, slap, kick, or bite you or the children?
- Use or threaten to use a weapon against you?
- Threaten to hurt you or the children?
- Force you to have sex against your will?

If you find yourself saying yes to any of these — it’s time to get help.

DON'T IGNORE THE PROBLEM

- Talk to someone. Part of the abuser’s power comes from secrecy. Victims are often ashamed to let anyone know about intimate family problems. Go to a friend or neighbor, or call a domestic violence hotline to talk to a counselor.
- Plan ahead and know what you will do if you are attacked again. If you decide to leave, choose a place to go; set aside some money. Put important papers together — marriage license, birth certificates, checkbooks — in a place where you can get them quickly.
- Learn to think independently. Try to plan for the future and set goals for yourself.

IF YOU ARE HURT, WHAT CAN YOU DO?

There are no easy answers, but there are things you can do to protect yourself.

- Call the police or sheriff. Assault, even by family members, is a crime. The police often have information about shelters and other agencies that help victims of domestic violence.



How to Report

- Give your name and address.
- Briefly describe the event — what happened, when, where, and who was involved.
- Describe the suspect: sex and race, age, height, weight, hair color, clothing, distinctive characteristics such as beard, mustache, scars, or accent.
- Describe the vehicle if one was involved: color, make, model, year, license plate, and special features such as stickers, dents, or decals.

Staying Alive

It's an unfortunate fact that when a neighborhood crime crisis goes away, so does enthusiasm for Neighborhood Watch. Work to keep your Watch group a vital force for community well-being.

- Organize regular meetings that focus on current issues such as drug abuse, "hate" or bias-motivated violence, crime in schools, child care before and after school, recreational activities for young people, and victim services.
- Organize community patrols to walk around streets or apartment complexes and alert police to crime and suspicious activities and identify problems needing attention. People in cars with cellular phones or CB radios can patrol.
- Adopt a park or school playground. Pick up litter, repair broken equipment, paint over graffiti.

- Work with local building code officials to require dead bolt locks, smoke alarms, and other safety devices in new and existing homes and commercial buildings.
- Work with parent groups and schools to start a McGruff House* or other block parent program (to help children in emergency situations.)
- Publish a newsletter that gives prevention tips and local crime news, recognizes residents of all ages who have "made a difference," and highlights community events.
- Don't forget social events that give neighbors a chance to know each other — a block party, potluck dinner, volleyball or softball game, picnic.

* A McGruff House is a reliable source of help for children in emergency or frightening situations. For information call 801-486-8768.



Crime Prevention Tips from
National Crime Prevention Council
1700 K Street, NW, Second Floor
Washington, DC 20006-3817
www.weprevent.org
and



The National Citizens' Crime Prevention Campaign, sponsored by the Crime Prevention Coalition of America, is substantially funded by the Bureau of Justice Assistance, Office of Justice Programs, U.S. Department of Justice.

Distribution made possible in part by a grant from
ADT Security Systems, Inc.

TAKE A STAND AGAINST CRIME



JOIN A NEIGHBORHOOD WATCH

Neighborhood Watch, Block Watch, Town Watch, Crime Watch — whatever the name, it's one of the most effective and least costly ways to prevent crime and reduce fear. Neighborhood Watch fights the isolation that crime both creates and feeds upon. It forges bonds among area residents, helps reduce burglaries and robberies, and improves relations between police and the communities they serve.

THE ABC'S OF NEIGHBORHOOD WATCH

- Any community resident can join — young and old, single and married, renter and home owner.
- A few concerned residents, a community organization, or a law enforcement agency can spearhead the effort to organize a Watch.
- Members learn how to make their homes more secure, watch out for each other and the neighborhood, and report activities that raise their suspicions to the police or sheriff's office.
- You can form a Watch group around any geographical unit: a block, apartment, park, business area, public housing complex, office, marina.
- Watch groups are not vigilantes. They are extra eyes and ears for reporting crime and helping neighbors. Neighborhood Watch helps build pride and serves as a springboard for efforts that address community concerns such as recreation for youth, child care, and affordable housing.

GETTING ORGANIZED

When a group decides to form a Neighborhood Watch, it:

- Contacts the police or sheriff's department or local crime prevention organization for help in training members in home security and reporting skills and for information on local crime patterns.
- Selects a coordinator and block captains who are responsible for organizing meetings and relaying information to members.



- Recruits members, keeping up-to-date on new residents and making special efforts to involve the elderly, working parents, and young people.
- Works with local government or law enforcement to put up Neighborhood Watch signs, usually after at least 50 percent of all households are enrolled.

NEIGHBORS LOOK FOR...

- Someone screaming or shouting for help.
- Someone looking into windows and parked cars.
- Unusual noises.
- Property being taken out of houses where no one is at home or closed businesses.
- Cars, vans, or trucks moving slowly with no apparent destination, or without lights.
- Anyone being forced into a vehicle.
- A stranger sitting in a car or stopping to talk to a child.
- Abandoned cars.


Report these incidents to the police or sheriff's department. Talk about the problem with your neighbors.

- How to escape in case of fire.
- To not go into an empty house or apartment if things don't look right — a broken window, ripped screen, or opened door.
- To let you know about anything that frightens them or makes them feel uncomfortable.

TAKE A STAND

- Work with schools, religious institutions, libraries, recreational and community centers, and local youth organizations to create programs that give children ages 10 and older a place to go and something to do after school — a “homework haven,” with sports, crafts, classes and tutoring. Don't forget that kids of this age can also get involved in their communities. Help them design and carry out an improvement project!
- Ask your workplace to sponsor a Survival Skills class for employees' children. You can kick it off with a parent breakfast or lunch.
- Ask your community to develop a homework hotline latchkey kids can call for help or just to talk.
- Join or start a McGruff House* or other block parent program in your community to offer children help in emergencies or frightening situations.

* A McGruff House is a reliable source of help for children in emergency or frightening situations. For information call 801-486-8768.



Keep These Important Numbers Near the Phone!

Mom's or dad's work _____

Neighbor _____

Family friend who lives or works nearby _____

School _____

Police _____

Fire department _____

Poison control center _____

Paramedics _____

Emergency help 9-1-1 or Operator _____



Crime Prevention Tips from

National Crime Prevention Council
 1700 K Street, NW, Second Floor
 Washington, DC 20006-3817
www.weprevent.org
 and



The National Citizens' Crime Prevention Campaign, sponsored by the Crime Prevention Coalition of America, is substantially funded by the Bureau of Justice Assistance, Office of Justice Programs, U.S. Department of Justice.



Distribution made possible in part by a grant from ADT Security Systems, Inc.

AT HOME ALONE



A PARENT'S GUIDE

Your ten-year-old comes home from school at 3:00, but you don't get home from work until 5:00. He's at home alone for those two hours every weekday. What does he do until you arrive?

Most likely, he gets a snack or talks on the phone. Maybe he watches TV. But since you're not there, you worry.

Just like the majority of American parents who work and have to leave their children on their own after school every day, you are anxious about your child's safety.

But by following the safeguards listed below, you can help ease some of this worry and take measures that will protect your kids even when you're not around.

WHAT YOU CAN DO

- Make sure your children are old enough and mature enough to care for themselves.
- Teach them basic safety rules.
- Know the three "W's": Where your kids are, What they're doing, and Who they're with.

Don't forget to check on state law about the age at which children can be left at home alone.

ARE THEY READY? CAN YOUR CHILDREN—

- Be trusted to go straight home after school?
- Easily use the telephone, locks, and kitchen appliances?
- Follow rules and instructions well?
- Handle unexpected situations without panicking?
- Stay alone without being afraid?



A WORD ABOUT CURIOSITY...

Are there things you don't want your children to get into? Take the time to talk to them about the deadly consequences of guns, medicines, power tools, drugs, alcohol, cleaning products, and inhalants. Make sure you keep these items in a secure place out of sight and locked up, if possible.

TEACH YOUR "HOME ALONE" CHILDREN

- To check in with you or a neighbor immediately after arriving home.
- How to call 9-1-1, or your area's emergency number, or call the operator.
- How to give directions to your home, in case of emergency.
- To never accept gifts or rides from people they don't know well.
- How to use the door and window locks, and the alarm system if you have one.
- To never let anyone into your home without asking your permission.
- To never let a caller at the door or on the phone know that they're alone. Teach them to say "Mom can't come to the phone (or door) right now."
- To carry a house key with them in a safe place (inside a shirt pocket or sock). Don't leave it under a mat or on a ledge outside the house.

- Physical deterioration — difficulty in concentration, loss of coordination, loss of weight, unhealthy appearance.
- Refuses to talk or be around family.

WHY DO PEOPLE USE DRUGS?

Young people say they turn to alcohol and other drugs for one or more of these reasons:

- To do what their friends are doing.
- To escape pain in their lives.
- To fit in.
- Boredom.
- For fun.
- Curiosity.
- To take risks.

- Volunteer at schools, youth centers, Boys & Girls Clubs, or other activities in your community.

For More Information

- State and local government drug use prevention, intervention, and treatment agencies.
- State and local mental health agencies.
- State and local law enforcement agencies.
- Private drug use treatment services listed in the telephone book Yellow Pages.
- *National Clearinghouse for Alcohol and Drug Information (NCADI)*
PO Box 2345
Rockville, MD 20847-2345
800-729-6686 • 301-468-2600
Fax: 301-468-6433

TALKING WITH YOUR KIDS



McGruff®
the Crime Dog

Scruff®

TAKE A STAND!

- Educate yourself about the facts surrounding alcohol and other drug use. You will lose credibility with your child if your information is not correct.
- Establish clear family rules against drug use and enforce them consistently.
- Develop your parenting skills through seminars, networking with other parents, reading, counseling, and support groups.
- Work with other parents to set community standards — you don't raise a child alone.



Crime Prevention Tips from
National Crime Prevention Council
1700 K Street, NW, Second Floor
Washington, DC 20006-3817
www.weprevent.org
and

BJA

The National Citizens' Crime Prevention Campaign, sponsored by the Crime Prevention Coalition of America, is substantially funded by the Bureau of Justice Assistance, Office of Justice Programs, U.S. Department of Justice.

ADT

Distribution made possible in part by a grant from
ADT Security Systems, Inc.

ABOUT DRUGS

Don't put off talking to your children about alcohol and other drugs. As early as fourth grade, kids worry about pressures to try drugs. School programs alone aren't enough. Parents must become involved, but most parents aren't sure how to tell their children about drugs.

Open communication is one of the most effective tools you can use in helping your child avoid drug use. Talking freely and really listening shows children that they mean a great deal to you.

WHAT DO YOU SAY?

- Tell them that you love them and you want them to be healthy and happy.
- Say you do not find alcohol and other illegal drug use acceptable. Many parents never state this simple principle.
- Explain how this use hurts people. Physical harm — for example, AIDS, slowed growth, impaired coordination, accidents.
Emotional harm — sense of not belonging, isolation, paranoia.
Educational harm — difficulties remembering and paying attention.
- Discuss the legal issues. A conviction for a drug offense can lead to time in prison or cost someone a job, driver's license, or college loan.
- Talk about positive, drug-free alternatives, and how you can explore them together. Some ideas include sports, reading, movies, bike rides, hikes, camping, cooking, games, and concerts. Involve your kids' friends.



HOW DO YOU SAY IT?

- Calmly and openly — don't exaggerate. The facts speak for themselves.
- Face to face — exchange information and

try to understand each other's point of view. Be an active listener and let your child talk about fears and concerns. Don't interrupt and don't preach.

- Through "teachable moments" — in contrast to a formal lecture, use a variety of situations — television news, TV dramas, books, newspapers.
- Establish an ongoing conversation rather than giving a one-time speech.
- Remember that you set the example. Avoid contradictions between your words and your actions. And don't use illegal drugs, period!
- Be creative! You and your child might act out various situations in which one person tries to pressure another to take a drug. Figure out two or three ways to handle each situation and talk about which works best.
- Exchange ideas with other parents.

HOW CAN I TELL IF A CHILD IS USING DRUGS?

Identifying illegal drug use may help prevent further abuse. Possible signs include:

- Change in moods — more irritable, secretive, withdrawn, overly sensitive, inappropriately angry, euphoric.
- Less responsible — late coming home, late for school or class, dishonest.
- Changing friends or changing lifestyles — new interests, unexplained cash.

TREATS

■ Kids need to know not to eat their treats until they get home. One way to keep trick-or-treaters from digging in while they're still out is to feed them a meal or a snack beforehand.

■ Check out all treats at home in a well-lighted place.



■ What to eat? Only unopened candies and other treats

that are in original wrappers. Don't forget to inspect fruit and homemade goodies for anything suspicious. By all means, remind kids not to eat everything at once or they'll be feeling pretty ghoulish for awhile!

Halloween can be a lot of fun for parents and kids alike—if everybody remembers the tricks and the treats of playing it safe.

DRESSED UP AND DANGEROUS?

Halloween blood and gore are harmless stuff for the most part. But sometimes dressing up as a superhero, a swash-bucking pirate, or an alien from outer space — coupled with the excitement of Halloween — brings out aggressive behavior. Even fake knives, swords, guns, and other costume accessories can hurt people. If these objects are part of a child's costume, make sure they are made from cardboard or other flexible materials. Better yet, challenge kids to create costumes that don't need "weapons" to be scary and fun.



Crime Prevention Tips from

National Crime Prevention Council

1700 K Street, NW, Second Floor

Washington, DC 20006-3817

www.weprevent.org

and

BJA

The National Citizens' Crime Prevention Campaign, sponsored by the Crime Prevention Coalition of America, is substantially funded by the Bureau of Justice Assistance, Office of Justice Programs, U.S. Department of Justice.

ADT

Distribution made possible in part by a grant from ADT Security Systems, Inc.

HALLOWEEN SAFETY



POINTERS
FOR
PARENTS



Halloween may be a fun holiday for kids, but for parents, trick-or-treat time can be a little tricky. Concerns about children's safety — whether they are out in the neighborhood or back home with bags of booty — can darken the day more quickly than a black cat. But not to worry! To make Halloween a treat for all, follow these safety tips:



MAKE SURE YOUR KIDS DRESS UP SAFELY

- Check that the costumes are flame-retardant so the little ones aren't in danger near burning jack-o-lanterns and other fire hazards.
- Keep costumes short to prevent trips, falls, and other bumps in the night.
- Try make-up instead of a mask. Masks can be hot and uncomfortable and, more importantly, they can obstruct a child's vision — a dangerous thing when kids are crossing streets and going up and down steps.
- Make sure kids wear light colors or put reflective tape on their costumes.
- Trick-or-treaters always should be in groups so they aren't a tempting target for real-life goblins. Parents should accompany young children.



MAKE TRICK-OR-TREATING TROUBLE FREE

- Make sure older kids trick-or-treat with friends. Together, map out a safe route so parents know where they'll be. Tell them to stop only at familiar homes where the outside lights are on.
- Try to get your kids to trick-or-treat while it's still light out. If it's dark, make sure someone has a flashlight and pick well-lighted streets.
- Make sure kids know not to enter strange houses or strangers' cars.

CONSIDER THIS

Parents and kids can avoid trick-or-treating troubles entirely by organizing a Halloween costume party with treats, games, contests, music, scary stories, and much more. Make your Halloween party the place to be! Schools, fire fighters, libraries, or civic groups in many communities organize "haunted houses" and other Halloween festivities for families.

- Park in well-lighted areas with good visibility, close to walkways, stores, and people.
- If the carjacker has a weapon, give up the car with no questions asked. Your life is worth more than a car.

BEWARE OF THE "BUMP AND ROB"

It works like this. A car, usually with a driver and at least one passenger, rear-ends or "bumps" you in traffic. You get out to check the damage. The driver or one of the passengers jumps in your car and drives off.

If you're bumped by another car, look around before you get out. Make sure there are other cars around, check out the car that's rear-ended you and who's in it. If the situation makes you uneasy, stay in the car and insist on moving to a police station or busy, well-lighted area to exchange information.

BE ON THE LOOKOUT

- If your car's stolen, report it to the police immediately. Also, report abandoned cars to the local agency that handles their removal.

- When buying a used car from an individual or a dealer, make sure you have the proper titles, that the VIN number is intact, and the "federal sticker" is on the inside of the driver's door. That sticker should match the VIN.
- Suggest that any dealer, rental car agency, or auto repair shop you use offer auto theft prevention information in the waiting rooms.
- If joyriding is a problem in your community, work to improve recreational programs and job opportunities for young people.



Crime Prevention Tips from

National Crime Prevention Council
1700 K Street, NW, Second Floor
Washington, DC 20006-3817

www.weprevent.org

and


BJA

The National Citizens' Crime Prevention Campaign, sponsored by the Crime Prevention Coalition of America, is substantially funded by the Bureau of Justice Assistance, Office of Justice Programs, U.S. Department of Justice.

ADT

Distribution made possible in part by a grant from
ADT Security Systems, Inc.

DON'T MAKE IT EASY FOR A THIEF TO STEAL YOUR WHEELS



One vehicle is stolen every 21 seconds in the United States.

Stolen cars, vans, trucks, and motorcycles cost victims time and money — and increase everyone's insurance premiums. They're also often used to commit other crimes.

Don't become a victim of this serious crime.

THE BASIC PREVENTION POLICY

- Never leave your car running or the keys in the ignition when you're away from it, even for "just a minute."
- Always roll up the windows and lock the car, even if it's in front of your home.
- Never leave valuables in plain view, even if your car is locked. Put them in the trunk or at least out of sight. Buy radios, tape and CD players that can be removed and locked in the trunk.
- Park in busy, well-lighted areas.
- Carry the registration and insurance card with you. Don't leave personal identification documents or credit cards in your vehicle.
- When you pay to park in a lot or garage, leave just the ignition key with the attendant. Make sure no personal information is attached. Do the same when you take your car for repairs.

ADD EXTRA PROTECTION

- Etch the Vehicle Identification Number (VIN) on the windows, doors, fenders, and trunk lid. This helps discourage professional thieves who have to either remove or replace etched parts before selling the car. Copy the VIN and your tag number on a card and keep it in a safe place. If your vehicle is stolen, the police need this information.

- Install a mechanical locking device — commonly called clubs, collars, or j-bars — that locks to the steering wheel, column, or brake to prevent the wheel from being turned more than a few degrees. Use it!
- Investigate security systems if you live in a high-theft area or drive an automobile that's an attractive target for thieves. You may get a discount on your auto insurance.
- Look into CAT (Combat Auto Theft) and HEAT (Help Eliminate Auto Theft) partnership programs where individuals voluntarily register their cars with the police, and allow the police to stop the car during certain hours when they normally would not be driving (such as midnight to 5 a.m.). All participants display decals in a designated area on their vehicles.

WHAT ABOUT CARJACKING?

Carjacking — stealing a car by force — has captured headlines in the last few years. Statistically, your chances of being a carjacking victim are very slim, and preventive actions can reduce the risk even more.

- Approach your car with the key in hand. Look around and inside before getting in.
- When driving, keep your car doors locked and windows rolled up at all times.
- Be especially alert at intersections, gas stations, ATMs, shopping malls, convenience and grocery stores — all are windows of opportunity for carjackers.



SURVIVING RAPE

- Report rape or any sexual assault to the police or rape crisis center. The sooner you tell, the greater the chances the rapist will be caught.
- Preserve all physical evidence. Don't shower, bathe, change clothes, douche, or throw any clothing away until the police or rape counselor say it's okay.
- Go to a hospital emergency room or your own doctor for medical care immediately.
- Don't go alone. Ask a friend or family member to go with you or call a rape crisis center or school counselor.
- Get counseling to help deal with feelings of anger, helplessness, fear, and shame caused by rape. It helps to talk to someone about the rape, whether it happened last night, last week, or years ago.
- Remember, rape is not your fault. Do not accept blame for being an innocent victim.

IF SOMEONE YOU KNOW HAS BEEN RAPED

- Believe her or him.
- Don't blame the victim.
- Offer support, patience, and compassion to help the rape victim work through the crisis, heal, and emerge a survivor.

TAKE A STAND

- Ask a Neighborhood Watch group, school, employer, church, library, or civic group to organize a workshop on preventing rape. Make sure it addresses concerns of both men and women.
- Volunteer at a rape crisis center.
- If you see a TV program or movie that reinforces sexual stereotypes and sends the message that women really like to be raped, protest. Write to the station, the studio, or the sponsors. On the other side, publicly commend the media when they do a great job in depicting the realities of rape.



Crime Prevention Tips from
National Crime Prevention Council
1700 K Street, NW, Second Floor
Washington, DC 20006-3817
www.weprevent.org
and

BJA

The National Citizens' Crime Prevention Campaign, sponsored by the Crime Prevention Coalition of America, is substantially funded by the Bureau of Justice Assistance, Office of Justice Programs, U.S. Department of Justice.

ADT

Distribution made possible in part by a grant from
ADT Security Systems, Inc.

RAPE



RAPE IS ABOUT POWER, CONTROL, AND ANGER



Think about the unthinkable.

Don't mask the facts about rape with myths and stereotypes.

THE TRUTH IS...

RAPE is an act of violence. It is an attempt to control and degrade using sex as a weapon.

RAPE can happen to anyone — children, students, wives, mothers, working women, grandmothers, the rich and poor, and boys and men.

RAPISTS can be anyone — classmates, co-workers, a neighbor or delivery person, ugly or attractive, outgoing or shy, often a friend or family member.

RAPISTS rape again and again, until caught.

USE YOUR HEAD

- Be alert! Walk with confidence and purpose.
- Be aware of your surroundings — know who's out there and what's going on.
- Don't let alcohol or other drugs cloud your judgment.
- Trust your instincts. If a situation or place makes you feel uncomfortable or uneasy, leave!

COMMON SENSE INDOORS

- Make sure all doors (don't forget sliding glass doors) and windows have dead bolt locks, and use them! Install a peephole in the door. Keep entrances well-lighted.
- Never open your door to strangers. Offer to make an emergency call while someone waits outside. Check the identification of any sales or service people before letting them in. Don't be embarrassed to phone for verification.
- Be wary of isolated spots — apartment laundry rooms, underground garages, parking lots, offices after business hours. Walk with a friend, co-worker, or security guard, particularly at night.
- Know your neighbors so you have someone to call or go to if you're scared.
- If you come home and see a door or window open, or broken, don't go in. Call the police from a public phone or neighbor's home.

COMMON SENSE OUTDOORS

- Avoid walking or jogging alone, especially at night. Stay in well-traveled, well-lighted areas.
- Wear clothes and shoes that give you freedom of movement.
- Be careful if anyone in a car asks you for directions — if you answer, keep your distance from the car.
- Have your key ready before you reach the door — home, car, or office.
- If you think you're being followed, change direction and head for open stores, restaurants, theaters, or a lighted house.

COMMON SENSE OUTDOORS

- Park in areas that will be well-lighted and well-traveled when you return.
- Always lock your car — when you get in and when you get out.
- Look around your car and in the back seat before you get in.
- If your car breaks down, lift the hood, lock the doors, and turn on flashers. Use a Call Police banner or flares. If someone stops, roll the window down slightly and ask the person to call the police or a tow service.
- Don't hitchhike, ever. Don't pick up a hitchhiker.

WHEN THE UNTHINKABLE HAPPENS

How should you handle a rape attempt? It depends on your physical and emotional state, the situation, the rapist's personality. There are no hard and fast, right or wrong, answers, surviving is the goal.

- Try to escape. Scream. Be rude. Make noise to discourage your attacker from following.
- Talk, stall for time, and assess your options.
- If the rapist has a weapon, you may have no choice but to submit. Do whatever it takes to survive.
- If you decide to fight back, you must be quick and effective. Target the eyes or groin.



- Talk about your values and why you think gangs are dangerous. Discuss the violence, drug dealing, hatred of other groups for no reason, and the likelihood of being arrested and imprisoned. And don't forget to listen as well.

WHAT COMMUNITIES CAN DO TO KEEP GANGS OUT

- Develop positive alternatives — after-school, weekend, and summer activities where children and teens can learn, expand their world, and have fun.
- Encourage parents to talk to one another through school forums, social events, networks, parenting classes, and support groups.
- Cooperate with police and other agencies. Report suspicious activity, set up a Neighborhood Watch or citizen patrol, volunteer to clean up graffiti.
- Get organized and show gangs that your neighborhood has zero tolerance for their activities. Your community has many resources who can work together against gangs, including law enforcement, civic groups, religious congregations, schools, youth agencies, Boys & Girls Clubs, YM/YWCA, Girl Scouts and Boy Scouts, drug treatment services, and community centers.

For Information

Boys & Girls Clubs of America
1230 West Peachtree Street, NW
Atlanta, GA 30309
404-815-5700

National PTA
330 North Wabash, Suite 2100
Chicago, IL 60611-3690
312-670-6782

National Youth Gang Information Center
PO Box 12729
Tallahassee, FL 32317
904-385-0600, ext. 226, 285, or 259



Crime Prevention Tips from
National Crime Prevention Council
1700 K Street, NW, Second Floor
Washington, DC 20006-3817
www.weprevent.org
and



The National Citizens' Crime Prevention Campaign, sponsored by the Crime Prevention Coalition of America, is substantially funded by the Bureau of Justice Assistance, Office of Justice Programs, U.S. Department of Justice.

Distribution made possible in part by a grant from **ADT** Security Systems, Inc.

WHAT'S
a
PARENT
to
DO
about



Once found only in large cities, gangs have invaded communities of all sizes across the United States. Gangs bring fear and violence to neighborhoods, traffick in drugs, destroy property, and drive out businesses. Gangs draw young people away from school and home and into a life of violence.

LEARN ABOUT GANGS

- Gangs can be organized around race or ethnic group, money-making activities, or territory.
- Most gang members are male; they range in age from 8 to 22 years.
- Young people give various reasons for joining gangs. Among the most common:
 - to belong to a group, for protection, to earn money, for excitement, and to be with friends. For some, it's even a family tradition.
- Gangs signal their existence and solidarity through clothing and head coverings, a special vocabulary, tattoos, hand signs, and tagging their territory with graffiti.
- "Gangsta" rap paints a realistic picture of daily gang activity. The lyrics glorify violence, abuse of women, and disrespect for authority, especially the police. Its popularity among the young has helped spread the culture of gangs, cutting across class, economic, racial, and geographic lines.

SIGNS THAT YOUR CHILD MIGHT BE IN A GANG

- Changes in type of friends
- Changes in dress habits, such as wearing the same color combination all the time
- Gang symbols on books or clothing
- Tattoos
- Secretiveness about activities
- Extra cash from unknown sources
- Carrying a weapon
- Declining interest in school and family
- Being arrested or detained by the police

If you notice these patterns, get help. Contact the school counselor or the gang crimes unit of your police department.

MAKE SURE YOUR CHILD DOESN'T NEED A GANG

- Show your child love with lots of hugs and reassurances. Talk with and listen to your child.
- Supervise your children's activities. Help them get involved in athletics or other activities that interest them.
- Know about your child's friends and their friends' families.
- Put a high value on education and help your child to do his or her best in school. Do everything possible to prevent dropping out.



- Beware of individuals claiming to represent companies, consumer organizations, or government agencies that offer to recover lost money from fraudulent telemarketers for a fee.
- If you're suspicious, check it out with the police, the Better Business Bureau, or your local consumer protection office. Call the National Consumers League Fraud Information Center at 800-876-7060.

GET INVOLVED IN THE COMMUNITY

- Report any crime or suspicious activities to law enforcement.
- Join a Neighborhood Watch to look out for each other and help the police.
- Work to change conditions that hurt your neighborhood. Volunteer as a citizen patroller, tutor for children, office aide in the police or fire department, mentor for teens, escort for individuals with disabilities.

- Does your community have a Triad program? It's sponsored on a national level by the American Association of Retired Persons, (AARP) the International Association of Chiefs of Police, and the National Sheriffs' Association (NSA). Triad promotes partnerships between senior citizens and the law enforcement community, both to prevent crime against the elderly and to help law enforcement benefit from the talents of older people. If you're interested, contact your chief of police, sheriff, or AARP chapter or call Triad at NSA, 703-836-7827.



Crime Prevention Tips from
National Crime Prevention Council
 1700 K Street, NW, Second Floor
 Washington, DC 20006-3817
www.weprevent.org
 and

SAFER SENIORS

BJA

The National Citizens' Crime Prevention Campaign, sponsored by the Crime Prevention Coalition of America, is substantially funded by the Bureau of Justice Assistance, Office of Justice Programs, U.S. Department of Justice.

ADT

Distribution made possible in part by a grant from
ADT Security Systems, Inc.



As people grow older, their chances of being victims of crime decrease dramatically. But a lifetime of experience coupled with the physical problems associated with aging often make older Americans fearful. Though they're on the lookout constantly for physical attack and burglary, they're not as alert to frauds and con games — in reality the greatest crime threat to seniors' well-being and trust.

Want to conquer fear and prevent crime? Take these common-sense precautions.

BE ALERT WHEN OUT AND ABOUT

- Go with friends or family, not alone.
- Carry your purse close to your body, not dangling by the straps. Put a wallet in an inside coat or front pants pocket.
- Don't carry credit cards you don't need or large amounts of cash.
- Use direct deposit for Social Security and other regular checks.
- Whether you're a passenger or driver, keep car doors locked. Be particularly alert in parking lots and garages. Park near an entrance.
- Sit close to the driver or near the exit while riding the bus, train, or subway.
- If someone or something makes you uneasy, trust your instincts and leave.

MAKE YOUR HOME SAFE AND SECURE

- Install good locks on doors and windows. Use them! Don't hide keys in mailboxes and planters or under doormats. Instead, leave an extra set of keys with a neighbor or friend.

- Ask for photo identification from service or delivery people before letting them in. If you are the least bit worried, call the company to verify.
- Be sure your street address number is large, clear of obstruction, and well-lighted so police and other emergency personnel can find your home quickly.
- Consider a home alarm system that provides emergency monitoring for burglary, fire, and medical emergencies.

WATCH OUT FOR CON ARTISTS

- Don't fall for anything that sounds too good to be true — a free vacation, sweepstakes prizes, cures for cancer and arthritis, a low-risk, high-yield investment scheme.
- Never give your credit card, phone card, Social Security, or bank account number to anyone over the phone. It's illegal for telemarketers to ask for these numbers to verify a prize or gift.
- Don't let anyone rush you into signing anything — an insurance policy, a sales agreement, a contract. Read it carefully and have someone you trust check it over.



WHAT ABOUT VIOLENCE IN THE WORKPLACE?

Violence in the workplace takes many forms, from raised voices and profanity or sexual harassment to robbery or homicide. While homicide in the workplace is rising, 75 percent of work-related homicides are committed by unknown assailants while committing a robbery or other crimes. Despite media hype, the attacker usually isn't a disgruntled co-worker. To assess a workplace's vulnerability to violence, ask yourself these questions.

- Is your office secure? Do you have easy-to-use phone systems with emergency buttons, sign-in policies for visitors, panic buttons, safe rooms, security guards, office access controls, good lighting, and safety training?
- Does your employer take care in hiring and firing? Before hiring, are employment gaps, history, references, and criminal and educational records thoroughly examined? Are termination procedures defined clearly with attention to advance notice, severance pay, and placement services?
- Could you recognize potentially violent employees? Signs of stress that could erupt into violence include: depression, frequent absences, talking in a louder-than-normal voice, being startled easily, increased irritability and impatience, and concentration and memory problems.

- Are you encouraged to report unusual or worrisome behavior? Is there a clear, written policy that spells out procedures in cases of violence and sanctions for violators? Make sure you know to whom you should report unusual behaviors.
- Do you work in a supportive, harmonious environment? Is there a culture of mutual respect? Does your employer provide an employee assistance program (EAP)?



Crime Prevention Tips from
National Crime Prevention Council
1700 K Street, NW, Second Floor
Washington, DC 20006-3817
www.weprevent.org
and



The National Citizens' Crime Prevention Campaign, sponsored by the Crime Prevention Coalition of America, is substantially funded by the Bureau of Justice Assistance, Office of Justice Programs, U.S. Department of Justice.

Distribution made possible in part by a grant from
ADT Security Systems, Inc.

TAKE CRIME PREVENTION to WORK



When you go to work, don't leave your crime prevention sense at home. Almost any crime that can happen at home or in your neighborhood, can happen in the workplace. But common-sense prevention skills can help make life "at work" safer for all.

HELP PREVENT OFFICE THEFT AND OTHER CRIMES.

- Keep your purse, wallet, keys, or other valuable items with you at all times or locked in a drawer or closet.
- Check the identity of any strangers who are in your office — ask whom they are visiting and if you can help them find that person. If this makes you uncomfortable, inform security or management about your suspicions.
- Always let someone know where you'll be — whether it's coming in late, working late, going to the photocopier or mail room, going out to lunch or a meeting.
- If you bring personal items to work, such as a coffee pot, a radio, or a calculator, mark them with your name or initials and an identification number.
- Report any broken or flickering lights, dimly lit corridors, doors that don't lock properly, or broken windows. Don't wait for someone else to do it.
- Be discreet. Don't advertise your social life or vacation plans and those of your co-workers to people visiting or calling your place of work.

TAKE A LOOK AT COMMON TROUBLE SPOTS.

- Reception area — Is the receptionist equipped with a panic button for emergencies, a camera with a monitor at another employee's desk, and a lock on the front door that can be controlled?
- Stairwells and out-of-the-way corridors — Don't use the stairs alone. Talk to the building manager about improving poorly lighted corridors and stairways.
- Elevators — Don't get into elevators with people who look out of place or behave in a strange or threatening manner. If you find yourself in an elevator with someone who makes you nervous, get off as soon as possible.
- Restrooms — Attackers can hide in stalls and corners. Make sure restrooms are locked and only employees have keys. Be extra cautious when using restrooms that are isolated or poorly lighted.
- After hours — Don't work late alone. Create a buddy system for walking to parking lots or public transportation or ask security to escort you.
- Parking lots or garages — Choose a well-lighted, well-guarded parking garage. Always lock your car and roll the windows up all the way. If you notice any strangers hanging around the parking lot, notify security or the police. When you approach your car, have the key ready. Check the floor and front and back seats before getting in. Lock your car as soon as you get in — before you buckle your seat belt.



TAKE ACTION IN THE COMMUNITY

- Be sure you know where and how to report potentially violent situations or concerns about conditions in the neighborhood that could lead to violence. Ask your police department for help in identifying what to report, when, to whom, and how.
- Consider organizing an event that lets people turn in weapons, or even objects that might be mistaken for real weapons, in exchange for books, coupons from local merchants, toys, or simply the satisfaction of making the community safer.
- Support schools and youth clubs in their efforts to keep guns, knives, and other weapons from menacing the everyday lives of children and teens. Encourage children to report any weapons they know about in or near school to school staff or the police.
- Look around to see what happens to young people after school hours. Are there supervised programs for younger children? Opportunities for teens and preteens to work with children, get or give help with homework, tackle neighborhood problems, or learn art, music, sports, or computer skills? In many areas, after-school programs are located in schools themselves and called Safe Havens or Beacon Schools.
- Start a discussion of neighborhood views on weapons in the home, children playing with toy weapons, children and violent

entertainment, and how arguments should be settled. A PTA meeting, an informal social gathering, or a Neighborhood Watch meeting could provide the opportunity.

- Learn your state and local laws on firearms. Insist that these laws be enforced vigorously but fairly. Support police, prosecutors, judges, and other local officials who enforce laws designed to prevent gun violence.

For More Information

Center to Prevent Handgun Violence
1225 Eye Street, NW, Room 1100
Washington, DC 20005
202-289-7319

National School Safety Center
4165 Thousand Oaks Boulevard, Suite 290
Westlake Village, CA 91362
805-373-9977



Crime Prevention Tips from
National Crime Prevention Council
1700 K Street, NW, Second Floor
Washington, DC 20006-3817
www.weprevent.org
and



The National Citizens' Crime Prevention Campaign, sponsored by the Crime Prevention Coalition of America, is substantially funded by the Bureau of Justice Assistance, Office of Justice Programs, U.S. Department of Justice.

Distribution made possible in part by a grant from
ADT Security Systems, Inc.

IT'S TIME to **STOP** the **VIOLENCE**

Let's Start with Weapons



When we talk about violence, we can't ignore weapons. Nine out of ten murders involve a weapon — seven of ten involve a firearm. Most robberies involve the use of a weapon, most frequently a handgun.

One in seven teens has reported carrying a weapon — like a bat, club, gun, or knife — at some time to protect themselves.

Weapons make violence more deadly and less personal. A gun in the home increases the likelihood of homicide three times and the likelihood of suicide five times.

REDUCE THE RISK

- Think long and hard about having weapons, especially firearms, in your home. Studies show that a firearm in the home is more than forty times as likely to hurt or kill a family member as to stop a crime.
- Look at other ways to protect yourself and your home. Invest in top-grade locks, jamming devices for doors and windows, a dog, or an alarm system. Start or join a Neighborhood Watch. Check with the police, the YMCA/YWCA, or the recreation department about a self-defense class.
- If you do choose to own firearms — handguns, rifles, or shotguns — make sure they are safely stored. That means unloaded, trigger-locked, and in a locked gun case or pistol box, with ammunition separately locked. Store keys out of reach of children, away from weapons and ammunition. Check frequently to make sure this storage remains secure.
- Obtain training from a certified instructor in firearms safety for everyone in the home. Make sure it's kept current.
- Teach your children what to do if they find a firearm or something that might be a weapon — Stop, Don't Touch, Get Away, and Tell a Trusted Adult.

STOP VIOLENCE

- Show children how to settle arguments or solve problems without using words or actions that hurt others. Set the example by the way you handle everyday conflicts in the family, at work, and in the neighborhood. Don't forget that common courtesies like "please," "thank you," and "excuse me" help ease tensions that can lead to violence.
- Discourage name-calling and teasing. These can easily get out of hand, moving all too quickly from "just words" to fists, knives, and even firearms. Teach children that bullying is wrong and take their fears about bullies seriously.
- Take a hard look at what you, your family, and your friends watch and listen to for entertainment — from action movies and cop shows to video games and music lyrics. How do the characters solve problems? Do they make firearms and other violence appear exciting, funny, or glamorous? Are the real-life consequences of violence for victims and families clear? Talk about what each of you liked and didn't like.
- Stick with friends and family who steer clear of violence and drugs. And encourage your children to do the same. Research shows use of alcohol and other drugs is closely linked with violence, including the use of guns and other weapons.



WHO CAN HELP YOU GET STARTED ?

Check out the helping organizations in your community — Boys & Girls Clubs of America, Boy Scouts of America, Girl Scouts of America, YWCA, YMCA, suicide hotlines, rape crisis centers, volunteer clearinghouses, local PTA chapters, battered women shelters, service clubs, or government services listed in the phone book.

Contact these national organizations for information and ideas:

Teens, Crime, and the Community Program
National Crime Prevention Council
1700 K Street, NW, Second Floor
Washington, DC 20006-3817
202-466-6272

TCC combines classroom lessons on crime, its consequences, and its prevention with teen-led projects in the community to address specific crime problems. Provides training, materials, technical support, and conference presentations.

Youth as Resources
National Crime Prevention Council
1700 K Street, NW, Eighth Floor
Washington, DC 20006-3817
202-466-6272

Developed on the premise that young people need not wait until they reach adulthood to participate in community life. Capitalizes on youths' creative energy, enthusiasm, and altruism by offering small grants for community service projects that are chosen, designed, and carried out by young people with adult support.

Youth Service America
1101 15th Street, NW, Suite 200
Washington, DC 20005
202-296-2992

Promotes opportunities for young people to be engaged in youth service programs. Sponsors an annual conference and National Youth Service Day.



Crime Prevention Tips from
National Crime Prevention Council
1700 K Street, NW, Second Floor
Washington, DC 20006-3817
www.weprevent.org
and



The National Citizens' Crime Prevention Campaign, sponsored by the Crime Prevention Coalition of America, is substantially funded by the Bureau of Justice Assistance, Office of Justice Programs, U.S. Department of Justice.

Distribution made possible in part by a grant from
ADT Security Systems, Inc.

TEEN ALERT! WE NEED YOU. Will You HELP OUT?



T*ired of hearing about society's woes? Things won't change unless you lend a hand. Join young people across the country who are helping their schools and communities become safer, better places.*

WHAT YOU CAN DO

- Reduce violence and other crime in schools by learning conflict management and mediation skills, starting a school watch modeled on the Neighborhood Watch idea, starting a student court that hears real cases and imposes real sentences, holding assemblies where teens can talk about their fears and hopes, starting a hotline where students can anonymously report anyone carrying weapons.
- Reduce substance abuse by talking to younger kids about practical ways to resist the pressures to try alcohol and drugs, producing radio public service announcements against drug abuse and getting permission to play them over the school's PA system, performing skits urging younger children to stay drug free, setting up a hotline which can address substance abuse, producing a video on the effects of drug abuse on users and their families and friends.
- Improve the neighborhood by joining a graffiti removal team, picking up trash and litter from a park, planting flowers and shrubs around your school, working with other groups to organize a community clean-up day, helping to renovate a playground, designing and publishing an environmental handbook.

- Help others by mentoring younger children, taking an elderly neighbor to the grocery store, supporting a friend who's been a victim of crime, volunteering to help out in after-school programs or daycare centers, setting up a warm line to help young students who are home alone after schools, tutoring classmates for whom English is a second language, building a nature trail for children with special needs, joining a group that builds or renovates housing for low-income or homeless families.

FOOD FOR THOUGHT

- Why not take part in a national event — Crime Prevention Month, National Youth Service Day, National Night Out, or Victim Rights Week, for example?
- Why not start a contest and give prizes for the best violence prevention essay, video, poster, or rap?
- Why not work to prevent violence and other crime in a new, different way? Try a school pride day, a rally against drugs and violence, an alcohol and drug-free prom or graduation party, an original play or puppet show for younger kids, a week when everyone in your class agrees to "turn off" violent entertainment — TV shows, videos, games, and movies?



BENEFITS OF COMMUNITY-BASED POLICING

- Using the community's talents and resources effectively helps extend severely strained police resources.
- Citizens gain a voice in defining and prioritizing their law enforcement needs. Satisfaction with police services increases.
- Officers who develop creative solutions to community problems and find new roles also enjoy increased job satisfaction.
- Crime has gradually decreased since the early 1990s. Police executives, government officials, and researchers credit community-based policing initiatives as contributing to that decline.

HOW ARE WE DOING?

Use this checklist to determine how the police department could improve its services to the community.

- Be more courteous
- Don't discriminate
- Improve training
- Hire more officers
- Solicit more community input
- Take incivilities such as loitering, noise, and public drunkenness more seriously

- Crack down on speeding, reckless driving, Driving Under the Influence, and other traffic problems
- Do more crime and drug prevention programs in the schools
- Have more foot patrols
- Conduct citizen academies
- Form citizen advisory groups
- Have a diverse work force



Crime Prevention Tips from
National Crime Prevention Council
 1700 K Street, NW, Second Floor
 Washington, DC 20006-3817
www.weprevent.org
 and



The National Citizens' Crime Prevention Campaign, sponsored by the Crime Prevention Coalition of America, is substantially funded by the Bureau of Justice Assistance, Office of Justice Programs, U.S. Department of Justice.

Distribution made possible in part by a grant from
ADT Security Systems, Inc.

COMMUNITY- BASED POLICING



WHAT IS COMMUNITY-BASED POLICING?

Partnership, problem solving, organizational change, and prevention – that's community-based policing in a nutshell.

Why? Because crime does not flourish in strong, self-sufficient communities who work with and trust the police.

COMMUNITY-BASED POLICING HAS THREE COMPONENTS

Community partnership recognizes the value of bringing people back into the public safety process.

Problem solving identifies concerns that community members feel are most threatening to their safety and well-being.

Change management recognizes that a police department will have to change its organizational structure to forge partnerships and implement problem-solving efforts.

A FOCUS ON PREVENTION

In community-based policing, officers still maintain law and order, but they move beyond just “catching the bad guys” to examining specific conditions, including problems of disorder and neglect, that breed both minor and serious crimes. People talk about their concerns, which range from burglary to speed bumps, with community-based policing officers – who are familiar faces in the neighborhood – and ask for help.

Many programs that support community-based policing are old news to crime prevention specialists – Neighborhood Watch, citizen police academies, graffiti cleanups, neighborhood mediation centers, after-school programs for children and teens, school resource officers, citizen patrols.

BUILDING TRUST

Community-based policing cannot work without trust. Residents who trust the police provide valuable information that can lead to the prevention and solution of crimes. Mutual trust leads to advocacy for police activities and productive partnerships that find solutions to community problems.

A police officer who studies and listens

to the community respects residents' instincts and concerns. On the other hand, residents need to learn how the police department works and what it can and cannot do. Then they need to work together.

NOT A QUICK FIX

Community-based policing strategies have evolved over the past 25 years, based on work by scholars and police research organizations. It's become the focus of policing in the 1990s, but community-based policing isn't a quick fix. Getting the public to cooperate with the police can be difficult, especially in neighborhoods with a record of antagonistic relationships between residents and police. Similar antagonisms may exist between community organizations and law enforcement.

The police must win the support of the public, through regular meetings with residents and delivering on commitments they make to solve problems. Community-based policing requires long-term commitment to work with community members and forge lasting partnerships.



WHAT YOU CAN DO IN THE COMMUNITY

- Make sure that access to the Internet at your children's school is monitored by adults.
- Know your children's friends and their parents. If your child's friend has Internet access at home, talk to the parents about the rules they have established. Find out if the children are monitored while they are online.
- Make sure that your child's school has an Acceptable Use Policy (AUP). This policy should include a list of acceptable and unacceptable activities or resources, information on "netiquette" (etiquette on the Internet), consequences for violations, and a place for you and your child to sign. Your family can design its own AUP for the home computer.
- If your child receives threatening e-mails or pornographic material, save the offensive material and contact that user's Internet service provider and your local law enforcement agency.

- If you come across sites that are inappropriate for children when you are surfing the Net, send the addresses to online services that offer parental control features or to sites advertising protection software to add to their list to be reviewed for inclusion or exclusion. Even if you don't subscribe to the service or own the protection software, you can help protect other children.



Crime Prevention Tips from
National Crime Prevention Council
1700 K Street, NW, Second Floor
Washington, DC 20006-3817
www.weprevent.org
and

BJA

The National Citizens' Crime Prevention Campaign, sponsored by the Crime Prevention Coalition of America, is substantially funded by the Bureau of Justice Assistance, Office of Justice Programs, U.S. Department of Justice.

ADT

Distribution made possible in part by a grant from
ADT Security Systems, Inc.



Cybersafety for Kids Online: A Parents' Guide



The Internet has opened up a world of information for anyone with a computer and a connection! Your children will learn about computers. But just as you wouldn't send children near a busy road without some safety rules, you shouldn't send them on to the information superhighway without rules of the road. Too many dangers from pedophiles to con artists can reach children (and adults) through the Internet.

GETTING STARTED

- Explain that although a person may be alone in a room using the computer, once logged on to the Internet, he or she is no longer alone. People skilled in using the Internet can find out who you are and where you are. They can even tap into information in your computer.
- Set aside time to explore the Internet together. If your child has some computer experience, let him or her take the lead. Visit areas of the World Wide Web that have special sites for children.

CONTROLLING ACCESS

- The best tool a child has for screening material found on the Internet is his or her brain. Teach children about exploitation, pornography, hate literature, excessive violence, and other issues that concern you, so they know how to respond when they see this material.
- Choose a commercial online service that offers parental control features. These features can block contact that is not clearly marked as appropriate for children; chat rooms, bulletin boards, news groups, and discussion groups; or access to the Internet entirely.
- Purchase blocking software and

design your own safety system. Different packages can block sites by name, search for unacceptable words and block access to sites containing those words, block entire categories of material, and prevent children from giving out personal information.

- Monitor your children when they're online and monitor the time they spend online. If a child becomes uneasy or defensive when you walk into the room or when you linger, this could be a sign that he or she is up to something unusual or even forbidden.

TELL YOUR CHILDREN...

- To always let you know immediately if they find something scary or threatening on the Internet.
- Never to give out their name, address, telephone number, password, school name, parent's name, or any other personal information.
- Never to agree to meet face to face with someone they've met online.
- Never to respond to messages that have bad words or seem scary or just weird.
- Never to enter an area that charges for services without asking you first.
- Never send a picture of themselves to anyone without your permission.




- Encourage them to confide in a trusted adult. Talk to a trusted adult if you believe the situation is getting worse. Offer to go with them for help.
- Never put yourself in a dangerous situation with the victim's partner. Don't be a mediator.
- Call the police if you witness an assault. Tell an adult – a school principle, parent, guidance counselor.

WHAT YOU CAN DO

- Start a peer education program on teen dating violence.
- Ask your school library to purchase books about living without violence and the cycle of domestic violence.
- Create bulletin boards in the school cafeteria or classroom to raise awareness.
- Perform a play about teen dating violence.

TEEN DATING VIOLENCE



Crime Prevention Tips from
National Crime Prevention Council
 1700 K Street, NW, Second Floor
 Washington, DC 20006-3817
www.weprevent.org
 and

BJA

The National Citizens' Crime Prevention Campaign, sponsored by the Crime Prevention Coalition of America, is substantially funded by the Bureau of Justice Assistance, Office of Justice Programs, U.S. Department of Justice.

ADT

Distribution made possible in part by a grant from
ADT Security Services, Inc.



ARE YOU GOING OUT WITH SOMEONE WHO...

- Is jealous and possessive, won't let you have friends, checks up on you, won't accept breaking up?
- Tries to control you by being very bossy, giving orders, making all the decisions, not taking your opinions seriously?
- Puts you down in front of friends, tells you that you would be nothing without him or her?
- Scares you? Makes you worry about reactions to things you say or do? Threatens you? Uses or owns weapons?
- Is violent? Has a history of fighting, loses temper quickly, brags about mistreating others? Grabs, pushes, shoves, or hits you?
- Pressures you for sex or is forceful or scary about sex? Gets too serious about the relationship too fast?
- Abuses alcohol or other drugs and pressures you to take them?
- Has a history of failed relationships?

and blames the other person for all the problems?

- Makes your family and friends uneasy and concerned for your safety?

If you answered yes to any of these questions you could be the victim of dating abuse. Dating violence or abuse affects one in ten teen couples. Abuse isn't just hitting. It's yelling, threatening, name-calling, saying I'll kill myself if you leave me, obsessive phone calling, and extreme possessiveness.

WHAT IF YOUR PARTNER IS ABUSING YOU AND YOU WANT OUT?

- Tell your parents, a friend, a counselor, a clergyman, or someone else whom you trust and who can help. The more isolated you are from friends and family, the more control the abuser has over you.
- Alert the school counselor or security officer.
- Keep a daily log of the abuse.

- Do not meet your partner alone. Do not let him or her in your home or car when you are alone.
- Avoid being alone at school, your job, on the way to and from places.
- Tell someone where you are going and when you plan to be back.
- Plan and rehearse what you would do if your partner became abusive.

HOW TO BE A FRIEND TO A VICTIM OF TEEN DATING VIOLENCE

Most teens talk to other teens about their problems. If a friend tells you he or she is being victimized, here are some suggestions on how you can help.

- If you notice a friend is in an abusive relationship, don't ignore signs of abuse. Talk to your friend.
- Express your concerns. Tell your friend you're worried. Support, don't judge.
- Point out your friend's strengths – many people in abusive relationships are no longer capable of seeing their own abilities and gifts.



ON PUBLIC TRANSPORTATION

- Use well-lighted, busy stops. Stay near other passengers. Sit by the driver.
- Stay alert! Don't doze or daydream!
- If someone harasses you, make a loud noise or say "Leave me alone." If that doesn't work, hit the emergency signal on the bus or train.


DON'T LET A CON ARTIST RIP YOU OFF

Many con artists prey on people's desires to find miracle cures for chronic conditions and fatal diseases. To outsmart those con artists, remember these tips:

- If it sounds too good to be true, it probably is.
- Don't let greed or desperation overcome common sense.
- Get a second opinion.
- Be wary of high-pressure tactics, need for quick decisions, demands for cash only, or high yield low-risk investments.

TAKE A STAND

- Join or help organize a Neighborhood Watch group. Make sure their meetings are accessible to people with disabilities.
- Work with local law enforcement to improve responses to all victims or witnesses of crime. Role-play how people with disabilities can handle threatening situations.
- Work with rehabilitation centers and advocacy groups to offer a presentation to schools and other community organizations on the needs or concerns of individuals with disabilities.



Crime Prevention Tips from
National Crime Prevention Council
1700 K Street, NW, Second Floor
Washington, DC 20006-3817
www.weprevent.org
and

Crime Prevention for People With Physical Disabilities

BJA

The National Citizens' Crime Prevention Campaign, sponsored by the Crime Prevention Coalition of America, is substantially funded by the Bureau of Justice Assistance, Office of Justice Programs, U.S. Department of Justice.

ADT

Distribution made possible in part by a grant from
ADT Security Systems, Inc.



Disabled persons face many physical challenges. This could make them vulnerable to would-be assailants who assume the disabled are incapable of protecting themselves.

LOOK OUT FOR YOURSELF

- Stay alert and tuned in to your surroundings, whether on the street, in an office building or shopping mall, driving, or waiting for a bus or subway.
- Send the message that you're calm, confident, and know where you're going.
- Be realistic about your limitations. Avoid places or situations that put you at risk.
- Know the neighborhood where you live and work. Check out the locations of police and fire stations, public telephones, hospitals, restaurants, or stores that are open and accessible.
- Avoid establishing predictable activity patterns. Most of us have daily routines, but never varying them may increase your vulnerability to crime.

AT HOME

- Put good locks on all your doors. Sturdy deadbolt locks are best. Make sure you can easily use the locks you install.
- Install peepholes on front and back doors at *your* eye level. This is especially important if you use a wheelchair.
- Get to know your neighbors. Watchful neighbors who look out for you as well as themselves are a frontline defense against crime.
- If you have difficulty speaking, have a friend record a message (giving your name, address, and type of disability) to use in emergencies. Keep the tape in a recorder next to your phone.
- Ask your police department to conduct a free home security survey to help identify your individual needs.

OUT AND ABOUT

- If possible, go with a friend.
- Stick to well-lighted, well-traveled streets. Avoid shortcuts through vacant lots, wooded areas, parking lots, or alleys.
- Let someone know where you are going and when you expect to return.

- Carry a purse close to your body, not dangling by the straps. Put a wallet in an inside coat or front pants pocket. If you use a wheelchair, keep your purse or wallet tucked snugly between you and the inside of the chair.
- If you use a knapsack, make sure it is securely closed.
- Always carry your medical information, in case of an emergency.
- Consider installing a cellular phone or CB radio in your vehicle.

BEFORE YOU GO ON VACATION

- Plan ahead. If you're traveling by car, get maps and plan your route. Have the car checked before you leave.
- Leave copies of the numbers of your passport, driver's license, credit cards, and traveler's checks with a close friend or relative in case you need to replace these papers.
- Put lights and a radio on timers to create the illusion that someone is at home while you're away. Leave shades, blinds, and curtains in normal positions. Stop mail and deliveries or ask a neighbor to take them in.



DATE RAPE

Rapists aren't always strangers. When someone you know – a date, steady boyfriend, or casual friend – forces you to have sex, it's still rape.

PREVENTING DATE RAPE

As a woman, you can...

- Be careful not to let alcohol or other drugs decrease your ability to take care of yourself and make sensible decisions.
- Trust your gut feelings. If a place or the way your date acts makes you nervous or uneasy, get out.
- Check out a first date or a blind date with friends. Meet in and go to public places. Carry money for a phone call or taxi, or take your own car.
- Don't leave a social event with someone you've just met or don't know well.
- Do not accept beverages from someone you don't know and trust. Always watch your drink and never leave it unattended.

As a man, you can..

- Accept a woman's decision when she says "no." Don't see it as a challenge.
- Ask yourself how sexual stereotypes affect your attitudes and actions toward women.
- Avoid clouding your judgement and understanding of what another person wants by using alcohol and other drugs.
- Realize that forcing a woman to have sex against her will is rape, a violent crime with serious consequences.
- Never be drawn into gang rape.
- Seek counseling or a support group to help you deal with feelings of violence and aggression toward women.

What are "date rape" drugs?

Rohypnol ("roofies," roopies," "circles," "the forget pills") works like a tranquilizer. It causes muscle weakness, fatigue, slurred speech, loss of motor coordination and judgment, and amnesia that lasts up to 24 hours. It looks like an aspirin – small, white, round.

GHB (also known as "liquid X," "salt water," or "scoop") also causes quick sedation. Its effects are drowsiness, nausea, vomiting, headaches, dizziness, coma, and death. Its most common form is a clear liquid although it can also be a white, grainy powder.

Rohypnol and GHB are called the date rape drugs because when they are slipped into someone's drink, a sexual assault can take place without the victim being able to remember what happened.

IF DATE RAPE HAPPENS...

- Get help. Don't isolate yourself, don't feel guilty, and don't try to ignore it. It is a crime and should be reported.
- Get medical attention as soon as possible. Do not shower, wash, douche, or change your clothes. Valuable evidence could be destroyed.
- Get counseling to deal with the emotional trauma.
- If you think you've been assaulted while under the influence of Rohypnol or GHB, seek help immediately, try not to urinate before providing urine samples, and, if possible, collect any glasses from which you drank.



**TAKE A BITE OUT OF
CRIME®**

INHALANTS

WHAT PARENTS SHOULD KNOW

We carefully label and safely store many household products that are harmful or fatal if swallowed. But what about the hundreds of products—glue, paint, lighter fluid, fingernail polish, permanent markers, and anything in aerosol cans—that young people can sniff to get a rapid, dangerous “high”? It’s easy to buy or find inhalants, and abuse is on the increase.

An inhalant “high” gives a feeling of well-being and reduces inhibitions, much like the effects of alcohol and other sedatives. Larger doses produce laughter and giddiness, feelings of floating, time and space distortions, and hallucinations.

SOME SIGNS OF INHALANT ABUSE

- slow speech
- disorientation
- spots or sores around the mouth
- headaches and nausea
- a general drunken appearance

MAKE NO MISTAKE—INHALANTS CAN BE DEADLY

Some people die from heart failure or suffocation the first time they sniff to get high. Chronic abuse can cause severe, permanent brain damage.

Other side effects include breathing problems, heart palpitations, muscle weakness, abnormalities in liver and kidney function, chromosome damage, loss of appetite and weight, and impaired judgment that can lead to confusion, panic, and violent behavior.

“Sniffing” is frequently a first step to such drugs as crack and heroin.



MARIJUANA

SMOKIN' POT?

ASKIN' FOR TROUBLE

**It's easy to get...maybe cool to try.
Everybody does it.**

But it's your decision.

Here's what we do know about marijuana.

- It's a powerful drug that messes with your mind, like alcohol. It makes users clumsy, less coordinated. When you're using, there's short-term memory loss. Marijuana causes accidents on the highway, in workplaces, and around home.
- With these effects of marijuana in mind, you know that this drug won't improve your athletic, academic, or artistic skills. It won't solve any problems either.
- Smoking pot is harder than cigarettes on your lungs. Marijuana smoke has 50 to 70 percent more known carcinogens than tobacco smoke. Inhaling deeply and lack of filters increase the damage.
- It's illegal. Depending on where a person is arrested, penalties for possession, use, and dealing in marijuana can be harsh. Convictions carry fines, possible prison sentences, and a criminal record that can bar the subject from federal benefits.



CYBERCONS

Internet fraud often consists of scams that con artists have been using for years—only now they have a new medium and new victims to exploit. Here are some tips to help you navigate safely through cyberspace.

- Shop online only with companies you know. If you don't know a company, ask for a print catalog before you decide to order electronically.
- Use a secure browser that will encrypt or scramble purchase information. If you don't have encryption software, consider calling the company's 800 number, faxing your order, or paying with check. Or look for software that can be downloaded from the Internet for free.
- Never give anyone your bank account number, social security number, or other personal information that isn't absolutely needed to complete a transaction.
- Never give out your Internet password. Never. Your online provider will not ask for your password other than at first log-in. Change your password often and be creative!
- Make sure your children know to never give out their full name, address, or phone number. Parents can install software to block access to sites with distasteful or hazardous content and control access to chat rooms, news groups, and messages from other subscribers.

Top Scams on the Internet...

- Pyramid schemes offering a chance to invest in an up-and-coming company with a guaranteed high return. You invest and must ask others to do the same. But when the pyramid collapses everyone loses—except the person at the top.
- Internet-related services that are not delivered, such as designing a Web site. Equipment that isn't delivered or is a lower quality than promised.
- Business opportunities or franchises that are represented as more profitable than they really are.
- Work-at-home schemes where individuals need to invest money in start-up services but don't earn enough money to recover the initial investment.



VANDALISM ISN'T FUNNY

IT'S A CRIME

How Would You Feel If Someone...

Broke the basketball backstop at the playground where you shoot hoops?

Kicked your boom box and broke it?

Slashed the tires on your bicycle?

Spray painted obscenities on your house?

Tore up your mother's favorite rose bushes?

And then said it was just a joke.

Destroying someone else's property isn't funny. It's vandalism and it's a crime.

Maybe you've heard that vandalism is just mischief and doesn't really hurt anyone. That's not true.

Schools that have to spend money on broken windows have less money — or no money — to spend on sport equipment or student activities. Taxpayers (your parents) have to pay the costs of replacing damaged swings, basketball hoops, and streetlights. A homeowner has to replace the torn-out roses or knocked-down mailbox.

What You Can Do

Don't destroy or deface someone else's property or places that everyone uses.

Report any acts of vandalism to the school administrator or police.

Get your class or club to start an anti-vandalism campaign.

Clean graffiti off walls in schools, libraries, or other public facilities.

Work with police and school officials to start a hotline to report vandalism.



BACK TO SCHOOL?

To help you stay safe and healthy this school year, McGruff the Crime Dog® says:



- Work out a safe route to school with your parents. Chose the quickest way with the fewest street crossings and intersections with crossing guards. Stay away from parks, vacant lots, fields, and other places where there aren't many people around.
- Walk to and from school with a friend, neighbor, brother, or sister. Don't go by yourself.
- Be sure you know your home phone number and address, the numbers of your parents at work and of another trusted adult, and how to use 911 for emergencies.
- Never talk to strangers or accept rides or gifts from strangers. Remember, a stranger is anyone you or your parents don't know well or don't trust.
- If you bike or skateboard to school, wear a helmet. And don't forget to lock up your bike wherever you leave it.
- If you're home alone after school, check in with a parent or neighbor as soon as you walk in the door.
- Let parents and friends know if you stay late after school. Get permission first if you want to play with a friend instead of going home.

If you see anyone doing something that makes you uneasy or you think isn't right — a stranger hanging around the school playground, a bigger kid bullying younger children, vandalism or graffiti for example — tell your parents, a teacher, or another trusted adult. That helps McGruff **Take A Bite Out Of Crime®!**



BACK TO SCHOOL — A CHECKLIST FOR PARENTS

- Be sure your child knows his or her home phone number and address, your work number, the number of another trusted adult, and how to use 911 for emergencies.
- Plan a walking route to school or the bus stop. Chose the most direct way with the fewest street crossings and intersections with crossing guards. Test the route with your child. Tell him or her to stay away from parks, vacant lots, fields, and other places where there aren't many people around.
- Teach children — whether walking, biking, or riding the bus to school — to obey all traffic signals, signs, traffic officers, and safety patrols. Remind them to be extra careful in bad weather.
- Make sure they walk to and from school with a friend, neighbor, brother, or sister.
- When car pooling, deliver and pick up children as close to school as possible. Don't leave until they are in the school yard or building.
- Teach your child never to talk to strangers or accept rides or gifts from strangers. Remember, a stranger is anyone you or your children don't know well or don't trust.
- If your child is home alone for a few hours after school:
 - Set up rules for locking doors and windows, answering the door and telephone, and activities allowed.
 - Make sure they check-in with you or a neighbor immediately after school.
 - Agree on rules for having friends over and for going to a friend's house when no adult is home.
- Take time to listen carefully to your children's fears and feelings about people or places that scare them or make them feel uneasy. Tell them to trust their instincts. Take complaints about bullies and other concerns seriously.



RESPECT DIVERSITY

HELP STOP HATE VIOLENCE

More and more, we live and work with people from different countries, religions, ethnic groups, political opinions, sexual preferences, and family situations. But while such diversity makes life interesting, it also creates tensions, language barriers, and other conflicts that can erupt in violence.

LEARN ABOUT OTHERS

- Read a book or magazine about another region of the country or another ethnic group.
- Listen to music from another culture.
- When an ethnic group, school, or church in your community holds a special festival, international dinner, or other fundraising event, go! Take a friend.

THINK ABOUT IT

- Do you wear t-shirts and display posters or mugs with slogans that a friend, neighbor, or co-worker might find offensive or hurtful?
- Take time to talk to a neighbor or co-worker whose background is different from yours. Discuss things that you all care about – children, crime, schools, housing, work pressures, family demands.

TEACH TOLERANCE

- Teach children to speak out against racism and bias. Encourage multicultural friendships and experiences. Set an example for all young people with your own words and actions.



HAS HATE INVADED YOUR COMMUNITY

Swastikas on the home of a Jewish family? A black college student beaten by skinheads? A white supremacist group recruiting members? A black church torched by an arsonist? Threats in the mailbox of a gay couple? Racist pamphlets stuffed in high school lockers?

Each year, hate crimes like these bring fear and violence to thousands of communities across the United States.

WHAT CAN YOU DO?

- Speak up. Your silence can be interpreted as acceptance.
- Talk to your neighbors. Most people are horrified about hate crimes, but may be reluctant to bring up the issue in a conversation.
- Report any hate crime to the police. Find out if your law enforcement agency has trained its officers to recognize and deal with hate crime.
- Help victims of hate crime and show support for the groups being attacked.
- Encourage civic, religious, and government leaders to take on the problem publicly through rallies, community meetings, and task forces.
- Seek out every source of local, state, and federal assistance, from human rights organizations and the district attorney to the FBI and the Bureau of Alcohol, Tobacco and Firearms.

FOR MORE INFORMATION

Center for Democratic Renewal
PO Box 50469
Atlanta, GA 30302
404-221-0025

Publishes *When Hate Groups Come to Town: A Handbook of Effective Community Responses* and other material on hate crimes.

Bureau of Justice Assistance Clearinghouse
PO Box 6000
Rockville, MD 20849-6000
800-251-5212

<http://www.ncjrs.org>
Offers publications and information on hate crime and community-law enforcement partnerships.



BUSINESS AND CRIME PREVENTION THROUGH ENVIRONMENTAL DESIGN

Crime Prevention Through Environmental Design (CPTED) is based on the premise that you can alter the physical environment to make a business less attractive to criminals and to reduce the fear of crime. Take a look at your business's physical environment with these three basic principles of CPTED in mind:

TERRITORIALITY

People protect territory that they feel is their own and usually respect the territory of others. Fences, pavement treatments, art, signs, good maintenance, and landscaping are some physical ways to express ownership. Identifying intruders is much easier in a well-defined space.

NATURAL SURVEILLANCE

Criminals don't want to be seen. Placing physical features, activities, and people in ways that maximize the ability to see what's going on discourages crime. Shadows, or such barriers as bushes or window advertisements, make it difficult to observe activity. Landscaping and lighting can be planned to promote natural surveillance from inside a building and from the outside by people passing by. Giving such "gatekeepers" as parking lot attendants and hotel desk clerks an unrestricted view of their territory is important.

ACCESS CONTROL

Properly located entrances, exits, fencing, landscaping, and lighting can direct both foot and automobile traffic in ways that discourage crime. Criminals want to get in and out in a hurry, and barriers can impede their progress. Access control can be as simple as a front office with one door that serves as both the entry and the exit. Other strategies include closing streets to through traffic or controlled access to parking lots.



PUT A LOCK ON YOUR COMPANY'S INFORMATION

Think before talking about the details of your job or working on sensitive projects in public places such as restaurants, airplanes, classrooms, and gyms.

Know who's on the other end of the line — telephone, modem, fax — before giving out any sensitive information. It could be a competitor or trade journalist looking for helpful employees who are too eager to give out information about their employer.

Keep your work area clear. When you'll be gone for a few hours and at the end of the day, put your papers in a drawer or file cabinet.

Think about what's on a piece of paper before you toss it into the trash. If it's sensitive information, tear it up or use a shredder.

Challenge strangers who enter your work area. Call a supervisor or security for help.

Protect identification badges, office keys, and codes as you would your own credit cards and keys. When you're away from the office, don't let anyone see or overhear your phone card codes.

Use the password system on your computer to prohibit unauthorized users from accessing your computer. Avoid using personal information and change your password frequently.


Don't send confidential or personal information on your e-mail system.



Bike Safety Word Search

Directions: Search for the words listed below. The first letter of each word has been circled for you. The letters of the words can be connected up, down, sideways, or diagonally. *The words are not always in a straight line.* Circle each letter in the words you find. To help you get started, the first two words have been shaded in for you.

After you have found all the hidden words, *color the boxes* of the letters you have circled with a marker.



Can you guess what the picture is?

Find these words: Pedals, Handlebars, Trail, Reflector, Bell, Kickstand, Spokes, Helmet, Lock, Safety Rule, Fix, Hand Signal.

P	A	I	L	(R)	Q	L	Q	N	T	F	D	J	F	D	J	L	P	Q
Z	R	(T)	N	E	Z	L	D	G	L	J	(B)	E	L	L	L	G	T	J
G	P	X	X	(F)	(K)	I	C	K	S	T	A	N	D	X	J	K	J	D
Z	G	Q	Q	L	I	T	X	G	Z	J	(P)	C	T	K	C	X	K	Z
N	R	D	Z	E	D	X	T	Z	C	C	E	J	Q	K	K	J	G	Q
X	P	A	(H)	C	(H)	A	N	Z	Q	T	J	D	(S)	P	O	K	E	F
F	N	Q	F	T	C	J	D	(H)	E	J	C	(S)	A	K	K	G	G	S
J	D	J	F	O	T	C	S	X	L	P	G	A	F	L	J	G	J	(L)
D	L	B	D	R	Q	C	I	T	X	M	G	F	L	L	S	C	G	O
L	E	S	C	H	H	G	G	Z	E	Q	H	E	G	J	F	Z	X	C
X	B	Q	H	G	C	G	N	P	Z	C	A	T	D	X	R	H	Z	K
R	Q	A	R	S	L	A	P	C	Z	C	F	Z	Y	R	U	L	E	Z


Note to Adults: Have children (grades 4–6) complete the Bike Safety Word Search. Use these words in a family or neighborhood bike safety spelling test. You may also wish to have your group meet with a law enforcement officer and discuss the different safety features and safety rules that aid in making bike riding safe.

POWER

The Power of Prevention



McGruff the Crime Dog®























**CRIME
PREVENTION
MONTH
OCTOBER
1 9 9 7**















(Use the space above to announce your Crime Prevention Month events)






Rose Watches and Helps Out Activity












Try to read the story without using the code key. If you need help, it is provided at the end.


Once upon a time, there was a little  named . Every summer,  would  to visit her  and uncle in the . She ed her  and uncle, and she liked taking the .











During one of her visits, she was ing home from her friend Jenny's . They were very excited because they had just bought  a pet  from the pet store. As they turned the corner, they saw a  outside 's neighbor's .  said to Jenny, "That's funny, I didn't know the Johnson  was moving. I just saw Mr. and Mrs. Johnson leave for work in their . Let's go see what those  are doing."


 put on her  and she and Jenny ed a little bit closer and hid behind a . They took  of what the strangers were doing. They saw  moving the Johnson's stuff from their  to the . There was a  carrying a ,  carrying a , and a  carrying a .


Jenny said to , "Something doesn't look right. What should we do?"  said, "Here's a . Let's  down the tag number on the truck and  tell my uncle."


The   ed the street and ran into 's uncle's . They found 's uncle washing his  in the . They told him what they had seen and he agreed that something was . He ed Mrs. Johnson at work and then he ed the police.


A few minutes later the police arrived at the Johnson's  and took the crooks by surprise. They arrested them and took them away.

The Johnson  came over that  to thank  for watching out and helping out. Mrs. Johnson told  that she wished all her neighbors were as thoughtful.  felt good for helping. She gave her  and uncle  and went to her room to  a  to her parents and to play with her new pet .


 - girl


 - truck


 - chair


 - rose


 - family


 - pencil

 - go


 - car


 - write


 - ant


 - people


 - city

 - glasses


 - cross


 - dog


 - love


 - tree


 - bathtub

 - train


 - note

 - up

 - walk


 - man


 - telephone

 - house


 - television

 - night

 - turtle

 - couch

 - hugs & kisses

 - letter

Note to Adults: This story is intended for children ages 7 to 10. The primary message is to encourage children to watch out and help out. Children who take a more positive role in their community are going to be more likely to develop skills, raise self-esteem, and avoid trouble. Read the story as a group. Discuss with the children other ways that they can participate in keeping their neighborhood safe.

Kids of All Kinds





**Kids of all kinds
do all kinds of things.
One plays sports.
Another one sings.**



**One plays the trumpet.
Another one cooks.
One does art.
Another reads books.**






**One jumps rope.
Another one hikes.
One writes stories.
Another one bikes.**



**One helps out.
Another one blades.
One likes computers.
Another makes good grades.**



**All these kids know
what is good to do.
No drugs, no violence.
You can join them too!**



Note to Adults: McGruff the Crime Dog® and his nephew Scruff® help children to be safe and healthy. This poster shows children that although they come from a variety of backgrounds, abilities, and cultures, there are many children just like them who want to be drug- and violence-free.

Here's how you can use this poster:

- Teach the poem and recite it as a group at a show or an assembly.
- Ask children to suggest and draw other drug- and violence-free activities.
- Talk with children about ways in which the children pictured are alike/different from themselves.
- Encourage children to bring in books, foods, and other items from various cultures to share with the class.

