




WESTMINSTER POLICE DEPARTMENT

Tri-Agency Resource Gang Enforcement Team



1994 YEAR-END REPORT

Prepared by
Douglas Kent, MA, MS
and Peggy Smith, PhD

With Foreword by
James I. Cook, Chief of Police

WESTMINSTER POLICE DEPARTMENT
Westminster, California

APRIL, 1995

157126

ACKNOWLEDGMENT

In its third full year of operation, the TARGET program has experienced a number of changes. We have thanked Deputy District Attorney John Anderson for his inspiration in the development of our program. We have welcomed Deputy District Attorney David LaBahn to the team, and have found him to be a great asset to our program. Doreen Van Lith, the program clerk, accepted a new assignment in Chief Cook's office, and we have congratulated her on her new position. Finally, Glen Himert, a student intern, has completed his studies here, and we wish him continued success in his training at the Orange County Probation Department.

In spite of personnel changes, progress in the development of our program and another year of successfully reducing gang crime, the tasks of collecting information for various reporting obligations does not seem to lighten. Deputy Probation Officer Steve Sentman provided detailed information on his caseloads and activities. Deputy District Attorney David LaBahn and DA Investigator Al Valdez were helpful in providing information on the prosecution caseload and trial outcomes. Al Valdez contributed in a particularly important way by assisting myself and PSO Sue Reeds in the collection of custody status of individuals placed in custody due to program efforts. Obtaining this information required numerous contacts with various state agencies, and necessitated a great deal of follow-up. Al's assistance with this task is greatly appreciated.

Police Department Lieutenant Larry Woessner and Sergeant Jack Davidson provided access to operational information, while Detectives Mark Nye and Luis Santaella provided detailed information as to investigative and suppression activities conducted. Special thanks to Police Services Officer Sue Reeds for her extensive contributions in data collection and graphical presentation of data. Together, team members continue to contribute a great deal toward the reduction of gang crime in the City of Westminster, as evidenced in this report.

157126

U.S. Department of Justice
National Institute of Justice

This document has been reproduced exactly as received from the person or organization originating it. Points of view or opinions stated in this document are those of the authors and do not necessarily represent the official position or policies of the National Institute of Justice.

Permission to reproduce this copyrighted material has been granted by

Westminster Police Department


to the National Criminal Justice Reference Service (NCJRS).
Further reproduction outside of the NCJRS system requires permission of the copyright owner.

FOREWORD

The Tri-Agency Gang Enforcement Team program has completed its third year of operation in the City of Westminster. The program has reduced gang crime by 50% since 1991. These results are the product of a highly successful law enforcement intervention designed to reduce crime by selectively targeting criminals expected to commit future crimes on the basis of their prior criminal record.

The development and implementation of the TARGET program is a direct response to this threat of gang violence directed toward residents and business operators in Westminster. Police Department records show that, over the past 3 years, 67% of victims of violent crimes committed by Westminster's hardcore gang members are innocent civilians. The TARGET program continues to be a high priority for public safety efforts in the City of Westminster.

This report is the most recent of three annual reports which have described the progress of the program. This report describes specific activities pursued to protect the members of this community and contains objective evidence of the program's success. The program has been similarly well received by other communities in Orange County, California, where seven other jurisdictions have adopted the TARGET program model to reduce gang crime in their respective cities.



James I. Cook
Chief of Police
Westminster Police Department
8200 Westminster Blvd.
Westminster, CA 92683

157126

WESTMINSTER POLICE DEPARTMENT
Tri-Agency Resource Gang Enforcement Team
Gang Unit

1994 Year-End Report

Prepared by
Douglas Kent MA, MS
and Peggy Smith, PhD

APR 15 1995

001 15 95

APRIL, 1995

Executive Summary

This report was prepared for the leadership of participating county agencies, the City of Westminster, and others interested in law enforcement intervention strategies designed to reduce gang crime. For those who are familiar with the program, extensive outcomes information is presented. For those who are not familiar with the program, a brief description and overview of the program to date is provided.

Three years of program implementation and operation have produced significant progress in identifying and addressing the gang-related crime problem in the city of Westminster. To date, the program has accomplished the following:

- Identified and verified 1,562 individual gang members since 1990.
- Identified 27 gangs having impacted the city of Westminster.
- Targeted 75 verified gang members for intensive investigation, probation supervision and prosecution.
- Of the 75 (5% of 1,562 verified gang members) subjects targeted for the high probability of their future involvement in crime, 41 (55%) are now in custody.
- Documented a 50% decrease in serious gang-related crime since the baseline year.

- Found that 67% of victims of violent crimes committed by Westminster's hardcore gang members are innocent civilians.
- Provided expertise in investigations, search warrants and prosecutions to criminal justice professionals in other agencies and jurisdictions.
- Supervised an average caseload of 49 probationers regarded as hardcore gang members.
- Prosecuted 205 cases involving 241 gang member defendants and achieved a 99% conviction rate since the program was implemented.
- Improved abilities to quantify unit operations and conducted statistical analyses of data on verified gang members.

TABLE OF CONTENTS

	Page
I. INTRODUCTION.....	1
II. PROGRAM OVERVIEW AND HISTORY.....	1-7
III. DEVELOPMENTS SINCE THE LAST ANNUAL REPORT.....	7-8
IV. GANG ACTIVITY IN WESTMINSTER.....	8-13
V. POLICE SERVICES.....	13-16
VI. PROBATION SERVICES.....	16-23
VII. PROSECUTION SERVICES.....	23-29
VIII. TARGET SUBJECTS.....	29-41
IX. CRIME REDUCTION.....	41-50
X. FUTURE ISSUES.....	51-52
XI. CONCLUSION.....	52
XII. REFERENCES.....	52
XIII. LIST OF APPENDICES.....	53

LIST OF TABLES AND FIGURES

	Page
II. TARGET MODEL	
Figure 2-1: Components Model of The TARGET Program.....	5
IV. GANG ACTIVITY IN WESTMINSTER	
Table 4-1: Ethnic Distribution of Gang Members (since 1990).....	9
Table 4-2: Gender and Age Distribution of Gang Members (since 1990).....	9
Table 4-3: Field Interview Information of Verified Gang Members (since 1990).....	11
Table 4-4: Gangs Meeting STEP Act Criteria.....	12
V. POLICE DEPARTMENT	
Table 5-1: Activity of Detectives Assigned to The TARGET Program (1994).....	15
Table 5-2: Results of Search Warrants Served (1994).....	16
VI. PROBATION DEPARTMENT	
Table 6-1: Probation Supervision Caseload Characteristics.....	18
Table 6-2: Probation Supervision Case Histories.....	20
Table 6-3: Probation Supervision Contacts.....	22
Table 6-4: Probation Supervision Searches.....	22
VII. PROSECUTION SERVICES	
Table 7-1: Prosecution Status of Gang Members.....	25
Table 7-2: Number of Defendants with Active Cases.....	26
Table 7-3: Most Serious Charge Against Defendants.....	27
Table 7-4: Adult Defendants in Continuous Custody.....	27
Table 7-5: Defendant Outcomes for Completed Cases.....	28
Table 7-6: Location and Length of Sentence Served.....	29
VIII. TARGET SUBJECTS	
Table 8-1: Target List Activity.....	30
Table 8-2: Target Subjects by Gang Affiliation.....	31
Table 8-3: Demographic Data on Target Subjects.....	32
Table 8-4: Subject History of Most Serious Arrest Prior to Target Selection.....	33
Table 8-5: Subject Involvement in Violent Crime Prior to Target Selection.....	34
Table 8-6: Target Program Prosecution of Cases Involving Target Subjects.....	34
Table 8-7: Victims of Violent Gang-Related Crime (1992-1994).....	35
Table 8-8: Firearm Use by Target Subjects on Probation.....	35
Table 8-9: Probation Searches of Target Subjects.....	36
Table 8-10: Number of Parole/Probation Violations of Target Subjects.....	36
Table 8-11: Target Subjects' Most Serious Charge Filed.....	38
Table 8-12: Target Subjects' Most Serious Conviction.....	39
Table 8-13: Outcomes of Most Recent Prosecution of Target Subjects.....	40
Table 8-14: Outcomes of Penalty Phase of Prosecuted Cases.....	40
Table 8-15: Custody Status of Target Subjects.....	41

IX. CRIME REDUCTION

Table	9-1:	Frequency of Gang-Related Crime Reports in Sixteen Categories.....	43
Table	9-2:	Frequency of Serious Gang-Related Crime.....	43
Table	9-3:	Comparison of Gang-Related and Non-Gang-Related Violent Crime.....	49
Figure	9-1:	Frequency of Gang-Related Serious Crime.....	44
Figure	9-2:	Frequency of Violent Gang-Related Crime.....	44
Figure	9-3:	Approaches to Evaluating Program Impact on Gang-Related Crime.....	45
Figure	9-4:	Trend of Serious Gang-Related Crime.....	46
Figure	9-5:	Trend of Serious Gang-Related Crimes in Turf Areas.....	47
Figure	9-6:	Comparison of Violent Crime Rates in Three Cities.....	50

I. Introduction To The Program

For readers unfamiliar with the origin of this program and how it is designed to work, this section provides an overview of the program. For those who are familiar with the program, new data on the scope of gang membership in the community begins in section III (page 7) of this report.

The City of Westminster's gang crime intervention program is an innovative multi-agency approach to fighting gang-related crime. It places the staff of the City Police Department, County Probation Department and the District Attorney's office together in the same location at the police facility, to focus on a very select group of gang leaders and recidivists. This model is intended to maximize communication and coordination among the different agencies and to amplify their ability to suppress gang activity.

The program was implemented in January, 1992 after the Westminster Police Department, the Orange County Probation Department and the Orange County District Attorney's office entered into a Memorandum of Understanding establishing an interagency program. The goal of the Tri-Agency Resource Gang Enforcement Team (TARGET) program is to increase the flow of intelligence information between cooperating agencies, and to ensure a well-coordinated effort aimed at decreasing violent gang crimes.

The cooperative agreement between these discrete criminal justice agencies established a research committee for purposes of evaluating program effectiveness and providing feedback on program operations. All cooperating agencies are represented on the research committee which has met regularly to develop the research plan, review data collection strategies and assist in evaluating research information.

The purpose of this report is to describe the organization and activities of the program and to document evidence of its success. Limited background information about the program is provided for other interested readers. This report will:

(1) describe the mission and goals of the program; (2) provide an overall description of how the program works; (3) describe the activities of its operational components; and (4) document the impact observed on gang-related crime in the community.

II. Program Overview and History

A. Mission and Goals

The TARGET program mission statement is to reduce gang-related criminal activity by the following means: (1) Removing selected hardcore target subjects that impact

the City of Westminster; (2) Gathering intelligence information on gangs as well as individual gang members for use in criminal investigations and trial preparation; (3) Developing innovative techniques toward controlling gangs; (4) Developing personnel expertise in detecting and analyzing gang crime; and (5) Documenting the effectiveness of program efforts.

The prevention of future criminal activity of selected hardcore target subjects is to be accomplished by keeping them in custody. The purpose of the TARGET team is to develop target subject selection criteria, share relevant information with other agencies and follow-up with intensified investigation, probation supervision, and prosecutorial efforts. Intelligence information is shared with other agencies, for investigative as well as training purposes. Networking and interfacing with other departmental bureaus, as well as refining information storage and retrieval systems improves the use of gang intelligence information. Innovative techniques toward gang control are explored, including utilization of Street Terrorism Enforcement and Prevention (STEP) Act laws, use of civil law in addition to criminal law to fight gang crime, as well as the increased awareness of criminal gang activity on the part of patrol officers. Finally, interest in identifying the effect of the program on crime in the City is of central importance to the program.

The research committee identified the following operational program goals:

(1) Vigorous arrests of identified target subjects; (2) Effective prosecution and conviction of target subjects; (3) Vigilant supervision of target subject probationers; (4) Expanded intelligence and information-sharing between cooperating agencies; (5) Development and implementation of innovative crime-reduction tools; and (6) A reduction in gang-related crime from the baseline year, 1991 to first year of full operation, 1993. Each of these outcomes is addressed in later sections of this report.

B. Two Key Concepts

The TARGET model is based upon two key concepts: (1) Selective intervention: efficient deployment of resources directed at eliminating gang leadership and the most chronic recidivists; and (2) Multiple-agency cooperation: the use of a focused, coordinated team representing three branches of the criminal justice system, whose members are able to maximize the efforts of all other members.

Selective Intervention

Several research studies provide the rationale for targeting serious repeat offenders, in order to impact crime. A study by Marvin Wolfgang (1972, 1983) found 18% of juveniles in a birth cohort were responsible for 52% of crime committed by that cohort. A similar study by the Orange County Probation Department (Kurz & Moore, 1994) found 8% of juvenile offenders referred to probation for the first time were responsible for 55% of the group's subsequent crime.

These studies suggest that early identification and intervention directed toward a small proportion of potential recidivists may represent an effective and efficient strategy for impacting criminal gang activities. Using these findings as a conceptual framework, TARGET uses intelligence information to select hardcore recidivists and gang leaders, then directs its multi-agency efforts toward these offenders.

Multiple-Agency Cooperation

Program personnel, when operating as a team, fall under the general direction of the Detective Bureau Lieutenant and include: (1) a Police Department component (one sergeant and two police investigators); (2) a Probation Department component (one full time Deputy Probation Officer); (3) a prosecution component (one senior Deputy District Attorney and a District Attorney's Investigator); and (4) a support staff member (one Police Service Officer).

The prosecutor and probation officer are relocated from county facilities several miles away to the police department where they share an office with police investigators and support staff. Each team member interacts face-to-face with the others on a regular and ongoing basis. Because each is aware of the daily activities of other team members, coordinated action is greatly facilitated.

This approach essentially combines each of the justice system components into a single unit located at the front end of the criminal justice system. Team members select habitual offenders or gang leaders for vigorous surveillance and prosecution. When a crime is committed, however small, the defendant and the case undergo intensive investigation and prosecution for the most serious charges possible. The prosecutor and probation officer are able to direct their full attention to offenders affecting the City of Westminster. The prosecutor is able to give his maximum effort to each new offense, no matter how minor. The probation officer is able to give each new charge a heightened level of attention as well. When convicted, target subjects are either incarcerated or placed on probation under rigorous, gang-terms conditions. These conditions are then vigorously enforced by the TARGET team probation officer.

Information-sharing with other agencies has proven to be tremendously useful in many criminal investigations. Internal information-sharing efforts include information bulletins and training for patrol officers. Team members have also become resource persons on the criminal activities of gangs, not only within the department, but also across agency and jurisdictional lines. Team members have presented gang suppression information at two conferences, the California Gang Investigators Conference and the Association of Criminal Justice Research. Furthermore, gang intelligence information furnished by the team has assisted other agencies in clearing gang-related crimes in many communities in the region.

C. The TARGET Model

The TARGET model uses intelligence-gathering and information-sharing to assist in the identification and appropriate selection of individuals and gangs for multi-agency intervention. Selection of specific hardcore gang members and intervention in their criminal activities should have an impact on future crime rates.

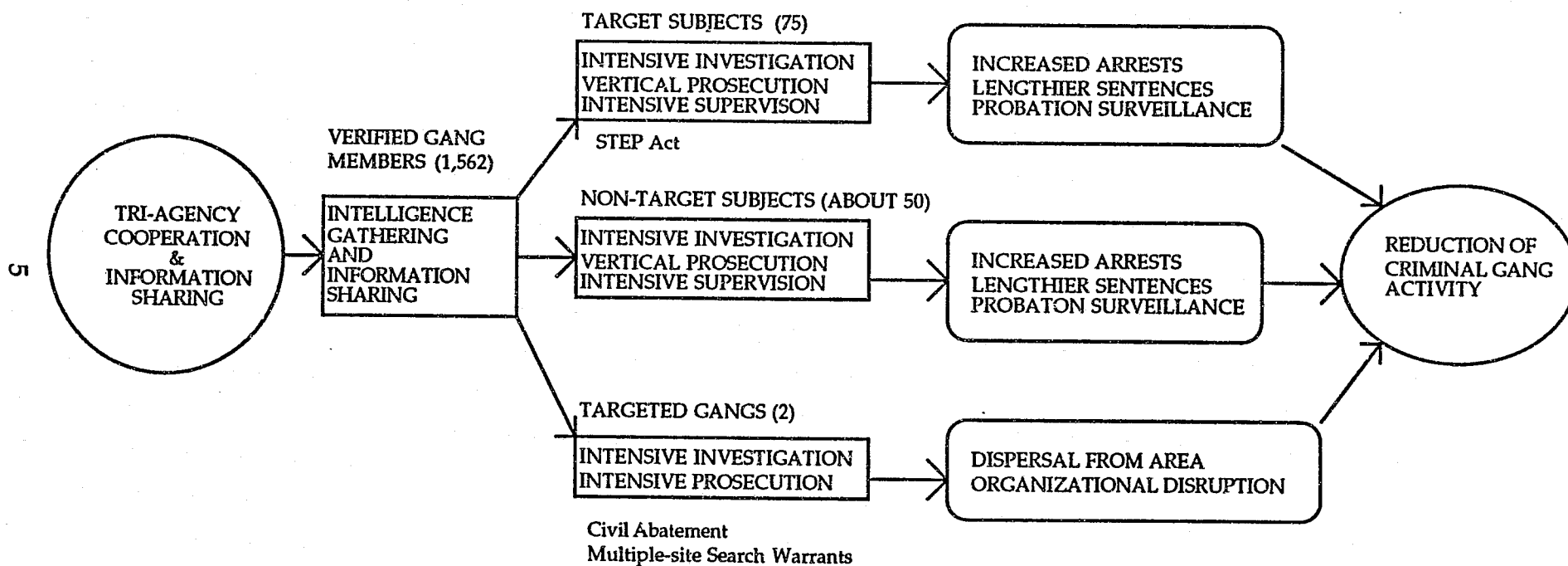
The first task of program implementation was to identify all gang members having contact with police officers in the City of Westminster. Prior to program implementation, there was no centralized database on known gang members. Because the program relies on selective identification of gang members, according to specified legal criteria, an early task of the implementation year was to establish central record-keeping on known gang members. All three agencies participated cooperatively in this process, and by December, 1993, had identified 2,158 known gang members having contact with Westminster Police Department over the past five years. Information on this group of individuals was reported in the past two year-end reports, but is omitted from the present report because much better data are available now that improved data collection techniques have been in place for three years.

Information on individuals who are *verifiable* gang members is entered into the county-wide information database called the General Reporting Evaluation And Tracking (GREAT) System. Since 1990, 1,562 individuals belonging to gangs impacting Westminster have been verified as meeting GREAT gang membership verification criteria. A description of these 1,562 verified gang members and selection criteria are provided in the following section. From this group, either individuals or the entire membership of a gang is targeted for program intervention. Figure 2-1 describes how the program intervention on selected gang members is expected to impact gang-related crime in the community.

Targeting Individual Gang Members

From this population of 1,562 verified gang members, individual target subjects are selected (75 at the close of 1994), then monitored for new criminal activity. The selection process is described in the Police Services section of this report. When a violation occurs, the incident is subject to intensified investigation by program detectives. When arrests are made, target subjects, as well as co-defendants, face vertical prosecution, enhanced penalties under a criminal law statutory scheme directed toward street gang activity and aggressive probation supervision. Thus, the prosecutor and probation officer join police on the front end of the criminal justice system—they are often integrally involved in developing case strategies before an arrest occurs.

Figure 2-1. Components Model of The Tri-Agency Resource Gang Enforcement Program.



Police detectives provide surveillance of identified gang members, investigate most gang crimes, maintain gang intelligence files, identify subjects to be targeted, and conduct probation searches with the deputy probation officer (DPO). The DPO provides intensive supervision of a caseload of hardcore gang members who have special "gang terms" (terms of non-association with other gang members) of probation, authorizes probation searches, provides surveillance of known gang hangouts and provides needed information regarding probationer gang members.

Both police detectives and the DPO work with the Deputy District Attorney (DDA) and DA Investigator in gathering evidence for prosecution of probation violations and/or additional crimes committed. The intelligence information obtained on the gang membership serves an additional function as evidence in seeking enhanced sentencing under the STEP Act. The district attorney focuses efforts solely on the City of Westminster's target subject and other gang-related cases. He provides vertical prosecution (handling the case from filing to sentencing), enhances search warrant capabilities, and provides aggressive prosecution of probation violators. The DA Investigator assists in trial preparation and witness management and protection.

Further, gang members may be legally served with a notice (although not required) informing individual gang members of the criminal nature of the member's gang and of the penal consequences for continued participation in the gang. The STEP Act involves a comprehensive series of laws and procedures dealing with criminal street gangs. It makes active participation in a criminal street gang a crime and adds additional sentence time to certain gang-related felonies. Meeting the various STEP Act gang membership verification criteria requires substantial documentation on gang membership and activity in a specific geographic area.

Non-Target Subjects

Individuals who associate with target subjects and participate in crimes committed by target subjects often become part of the case prosecuted by the TARGET DDA. When non-target subjects (about 50) are co-defendants or are believed to be involved in the criminal activities of a target subject, they too receive heightened attention by the TARGET team. On occasion, when the seriousness of a case warrants intensive service, other gang-related cases are investigated and prosecuted by the TARGET team.

Targeting The Entire Membership of a Gang

In addition to targeting specific individuals committing gang-related crimes, attention has also been focused on the entire membership of certain gangs. Target team detectives identify the group to be targeted and gather legal evidence of its impact on the community. This requires very specific and detailed information on

each member in the gang and proof of gang affiliation. An innovative legal tool is now being used to suppress the activity of an entire gang. Under a process known as civil abatement, the entire membership of a gang is sued in civil court to abate an area of the city in which they engage in criminal activity.

The TARGET team DDA, in association with the City Attorney, sue the entire gang to abate a specified geographic area. Gang members are then served with a court order that prohibits members from associating with each other in a specified area of the community. This prohibition of association with other gang members disrupts the basic enabling mechanism of gang activity--group behavior. Violation of the court abatement order is punishable as criminal contempt of court. A major advantage of the civil abatement process is that any patrol officer (not just TARGET team detectives) can arrest an individual gang member for violating the court order.

An additional strategy used in intensive prosecution of criminal gang activity is the use of multiple-site search warrants. These warrants are becoming an important part of gang crime investigation because of the group context in which the crimes occur. Court orders are sought for multiple-sites because weapons, ammunition, and evidence are often shared among the group's membership. Multiple-site search warrants require much greater expertise in preparation than single-site warrants. When a serious gang-related crime is being investigated, multiple residential searches send a strong message to suspects that the crime committed is being vigorously pursued.

Expected Outcomes

In the case of targeted individuals, arrests, lengthy sentences, and probation violations are expected. Each of these outcomes is expected to result in physical restrictions, either through incarceration and/or parole or probation restrictions. When the entire membership of a gang is targeted, dispersal from the area and organizational disruption is expected. By focusing enforcement efforts on a small number of selected target subjects and selected gangs, the program is expected to reduce a disproportionately large share of gang-related crime in the community.

III. Developments Since the Last Annual Report

Several important developments have occurred during 1994. First, changes in key program personnel have occurred. A new Deputy District Attorney has joined the team, and clerical and internship positions were vacated and not replaced due to budgetary limitations. Step Act notifications have been stepped up as planned, and this has resulted in a large number criminal street gang members verified by Westminster police and other TARGET program personnel. Thus, the large increase in verified gang members does not necessarily represent an enormous influx of new gang members to the area, rather the result of increased efforts to

document these individuals by making entering a record into the GREAT system, a multi-agency, multi-jurisdictional system for use in the investigation of gang crimes.

IV. Gang Activity in Westminster

In Westminster, as throughout Southern California, Hispanic gangs have a long history of criminal activity related to "turf" protection in the community. Since the early 1980's Asian street gangs, focusing on economic gain rather than protection of turf, began to proliferate. The problems of both Hispanic and Asian gang-related crime in this area are well-known, and were described in the first year-end report. Below is a description of the population of 1,562 verified gang members¹ who have been entered into the GREAT system.

A. Identifying Gang Members

Improved methods for verifying criminal street gang members has resulted in increased documentation of members of criminal street gangs. This was accomplished by redesigning the field interview (FI) card to include a gang membership verification form. Information on verifiable gang members is shared with other law enforcement agencies throughout the region. The City of Westminster recently joined all other Orange County law enforcement agencies in becoming part of the General Reporting Evaluation And Tracking (GREAT) computerized tracking system, which tracks gang offenders. The central node of the GREAT computer system is housed in the District Attorney's Gang Unit office, and all law enforcement agencies throughout the county, including Westminster, have terminal access.

If an individual is identified as a gang member by a user agency, based on specified criteria, the individual is entered into the computerized data base. The criteria used for gang verification in the GREAT system is described on the data entry form provided in Appendix A. Detailed information identifying the individual, including AKAs, monikers, and photographs, is entered, as well as data outlining the person's gang involvement and criminal activity. This collective data base is both a product of and assists various law enforcement agencies throughout the county, including Westminster Police Department.

¹ The 1993 year-end report presented information on a larger population of gang members in the community. Given the expanded efforts to verify gang membership this year, more reliable information is now available on a large number of verified members of criminal street gangs. Thus, this report focuses on this sample of gang members.

Table 4-1. Ethnic and Age Distribution of Gang Members Verified Since 1990.

<u>AGE</u>	<u>ASIAN</u>	<u>HISPANIC</u>	<u>OTHERS</u>	<u>TOTAL</u>	<u>PERCENT</u>	
<u>Juveniles</u>						
15 & Under	112	43	10	165	11%	
16-17	205	82	29	316	<u>20%</u>	31%
<u>Adults</u>						
18-21	477	230	65	772	49%	
22-25	111	112	19	242	16%	
26 & Over	<u>17</u>	<u>41</u>	<u>9</u>	<u>67</u>	<u>4%</u>	<u>69%</u>
TOTAL	922	508	132	1,562	----	
PERCENT	59%	33%	8%	----		100%

Table 4-2. Gender and Age Distribution of Gang Members Verified Since 1990.

<u>AGE</u>	<u>MALE</u>	<u>FEMALE</u>	<u>UNKNOWN</u>	<u>TOTAL</u>	<u>PERCENT</u>	
<u>Juveniles</u>						
15 & Under	124	40	1	165	11%	
16-17	266	48	2	316	<u>20%</u>	31%
<u>Adults</u>						
18-21	706	65	1	772	49%	
22-25	225	14	3	242	16%	
26 & Over	<u>66</u>	<u>1</u>	<u>0</u>	<u>67</u>	<u>4%</u>	<u>69%</u>
TOTAL	1387	168	7	1,562	----	
PERCENT	89%	11%	*%	----		100%

*Less than 1 percent

The TARGET team has verified 1,562 individuals who have received a field interview since 1990, and who meet GREAT criteria for gang membership verification. Information on each individual has been entered into the GREAT system for use by other agencies as well.

Table 4-1 provides a breakdown of this population by age showing, 31% were juveniles, and 69% were adults at the time of contact. The table also shows a breakdown by ethnicity; 59% are Asian, 33% Hispanic, and 8% Other. Table 4-2 shows the distribution of gender among categories of age. Overall, males represent 89% of verified gang members while 11% are females.

Since program implementation, field interview information² has been collected on every contact as to how gang membership was established, membership ranking, and city of residence. This information is summarized in Table 4-3. Gang members readily admit membership to police, and did so in 77% of these gang verifications. Gang membership status is an assessment of an officer using intelligence and interview information estimating the degree of involvement in gang activity and/or membership ranking within the gang. Active gang membership means the individual spends a great deal of time with other members of the gang, and actively participates in many of the gang's activities. About 97% of the 1,562 individuals receiving a field interview were classified as active gang members, while the remaining 3% had ceased gang activity, become incarcerated, deceased, or some other classification of inactivity.

While information reported last year represented field interviews conducted in the City of Westminster, this year's data include verifications done by other agencies on gang members in gangs "owned" by Westminster in the GREAT system. Although these individuals are members of gangs known to frequent Westminster, a large proportion of individuals reside outside of the city: 17% lived in Garden Grove, 15% lived in Santa Ana, and 41% lived in other nearby communities including Huntington Beach and Long Beach, at the time of the verification.

B. Documenting Gang Activities

Step Act Notification

A second identification and information-sharing task is documenting the criminal activities of street gang members, in order to qualify the gang as a criminal street gang under STEP Act (PC 186.22) criteria, as described earlier. The Act permits a

²Due to the use of a more limited method of data collection the distribution of specific reasons for contact reported last year are not available in this report.

court to consider enhanced sentences for criminal gang members with longer sentences upon conviction of certain gang-related felonies.

Table 4-3. Field Interview Information of Gang Members Verified Since 1990.

GANG STATUS:	TOTAL	PERCENT
Active	1,513	97%
Inactive	<u>49</u>	<u>3%</u>
Total	1,562	100%
MEMBERSHIP CRITERIA:		
Self-Admitted	1,195	77%
Physical identifiers	348	22%
Reliable Informant	15	1%
Other	<u>4</u>	<u>*0%</u>
Total	1,562	100%
CITY OF RESIDENCE:		
Westminster	419	27%
Garden Grove	263	17%
Santa Ana	228	15%
Long Beach	94	6%
Huntington Beach	117	7%
Other	<u>441</u>	<u>28%</u>
Total	1,562	100%

*Less than 1

TARGET team members worked collaboratively to extensively document the criminal records of all members of selected gangs in order to demonstrate that the group collectively meets legal criteria for enhanced sentencing. An information bulletin on the STEP Act distributed by the TARGET team to patrol officers is included in Appendix B. At the present time, 27 gangs have been identified as meeting STEP Act criteria, and targeted for prosecution under the various provisions of the STEP Act as a criminal street gang. Table 4-4 names gangs meeting STEP Act criteria who impact Westminster, along with the number of members who have been verified and entered into GREAT by all participating agencies, and number of members receiving STEP Act notification.

The team has devised a notification form to be used when field interviews are conducted, notifying individual gang members that the gang has been documented

as qualifying as a criminal street gang, and their continued association may lead to stronger sentences if convicted of certain crimes. A sample notification form has

Table 4-4. Gangs Meeting Step Act Criteria.

<u>PRIMARY GANG</u>	<u>ETHNICITY</u>	<u>VERIFIED MEMBERS</u>	<u>STEP NOTIFIED</u>
Akrho Boys Crazy	Asian	59	11
Asian Boys	Asian	111	12
Caddie Lost Boys	Asian	6	2
Cheap Boys	Asian	136	31
Cold Blooded Killers	Asian	5	0
Crazy Viet Family	Asian	30	5
Dragon Family	Asian	36	16
EFCC	Asian	10	0
Fifth Street	Hispanic	215	57
Innocent Bitch Killers	Asian	36	0
LRG	Asian	17	5
Lao Family	Asian	30	18
Little Saigon Hood	Asian	22	6
Lonely Viets	Asian	42	24
Nip Family	Asian	161	37
Natoma Boys	Asian	144	13
Oriental Dragon Girls	Asian	26	9
Oriental Playboys	Asian	60	27
Orphans	Hispanic	133	34
Pomona Boys	Asian	32	3
S/side H/Beach	Hispanic	245	60
Southside Scissors	Asian	29	4
Tiny Rascal Gang	Asian	460	110
Varrio Midway City	Hispanic	53	7
V Boys	Asian	35	9
Viets For Life	Asian	48	10
West Trece	Hispanic	<u>122</u>	<u>20</u>
Total		2,303	530

been included in Appendix C. To date, this notice has been served by law enforcement officers to 530 (23%) of verified members of these gangs. This approach represents an innovation in department policy and a proactive stance in addressing gang crime.

Serving Individual Notices to Gang Members

A pro-active stance has been adopted by the team in serving individual notices to gang members, informing them that the gang with which they are associated has been identified as a criminal street gang, as defined by the STEP Act. Hence,

criminal acts committed in association with gang members, may result in enhanced sentencing. The intent of this notification process is to both impress upon gang members that their criminal activity is taken very seriously, possibly creating a deterrent effect, and using a legal tool which permits stiffer penalties when convicted of a crime. Although notification is not required by law to obtain STEP Act penalty enhancements, it is helpful in arguing for their use.

Civil Abatement Suits

A civil suit for abatement of gangs requires voluminous affidavits from residents and business operators within a specific area detailing the problematic gang activity, and compiling all police reports regarding the particular gang's activity. Additionally, gang members are served with summons and thereafter court orders. The time demanded to complete the civil abatement process is enormous.

Critical information was compiled from criminal intelligence files on individual gangs as a collective entity. This includes criminal records of individual members as well as narrative descriptions of the unique characteristics of each gang. These files are then used as an investigative tool, not only by team members, but also by other detectives and patrol officers, and serve as an important source of police intelligence information in clearing criminal cases when they occur. In addition, they are useful in seeking STEP Act sentence enhancements.

V. Police Services

The previous sections described how the program is designed to work, and the identification of gang members impacting the City of Westminster. The following three sections of this report provide a detailed description of program components and operations activity of police, probation, and prosecution services.

Police detectives use a variety of methods to gather intelligence information and suppress the activities of target subjects. These efforts, in conjunction with serving STEP Act notifications and advisement of the possibility of civil injunctions, assist detectives in deterring criminal activity of gangs. Detectives work in close cooperation with the DPOs and DDA and DA investigator. The team is highly visible and works together to increase detection of gang crimes and to gather evidence for prosecution. A description of police activities and outcomes is provided below.

A. Target Subject Selection and Termination

Individuals to be targeted for intensive suppression efforts have been identified in accordance with departmental policy. A copy of this policy can be found in Appendix

D. The selection criteria include: (1) gang activity; (2) gang-related probation violations; (3) gang leadership/organization ability; (4) sophistication level; (5) violence level; and/or (6) drug sales. Once an individual has been selected as a target subject, he or she is then subject to the efforts of the TARGET program. Target subjects are described in a later section of this report.

B. Intensive Investigation

Police detectives provide surveillance of identified gang members, investigate major gang-related crimes, maintain gang intelligence files, participate in target subject selection, conduct probation searches with DPOs, and work with the DDA and DA Investigator in gathering evidence for prosecution. Intelligence information on individual gangs also provide evidence needed for seeking enhanced sentencing under the STEP Act.

Detectives complete logs of daily activity which include: (1) arrests of target subjects; (2) arrests of non-target subjects; (3) recovered firearms; (4) recovered non-firearm weapons; (5) field interviews completed; (6) gang verification forms; and (7) STEP Act notices served.

Although detailed information on the status of target subjects is provided later in this report, detective activity is reported here. Table 5-1 shows the number of target and non-target subject arrests made. In 1994 detectives made 31 target subject arrests; 26 were for felony and 5 were for misdemeanor crimes. Co-defendants in TARGET cases were frequently arrested numbering 16 in all; 6 were for felony and 10 were for misdemeanor crimes. An additional 163 arrests were made of non-target subjects. Overall, arrests this year out number arrests last year by 87, an increase of 71%. The relatively large number of non-target arrests in comparison to target arrests is the result of suppression activity. Typically these proactive measures result in a number of misdemeanor charges for probation curfew or misdemeanor drug violations. However, on many occasions, such suppression activity has resulted in the arrests of targeted subjects. An arrest of target subjects frequently results in obtaining information which leads to the arrests of additional non-target associates.

Table 5-1. Activity of Detectives Assigned to the TARGET Program in 1994.

	TOTAL	PERCENT
TARGET Felony Arrests	26	12%
TARGET Misdemeanor Arrests	<u>5</u>	<u>2%</u>
	31	14%
TARGET Co-Def. Felony Arrests	6	3%
TARGET Co-Def. Misdem. Arrests	<u>10</u>	<u>5%</u>
	16	8%
All Non-TARGET Arrests	<u>163</u>	<u>78%</u>
Total Arrests	210	100%
Field Interviews	503	----
STEP Act Notifications	99	----
GREAT Entries	680	----

Another indication of activity on the part of detectives are the number and type of reports completed. Table 5-1 shows a high level of detective activity. Field Interview (FI) cards document contact with suspected gang members in the community. TARGET detectives completed about 503 FI cards this year, 99 of which contained gang verification information. Verification forms contain extensive gang affiliation data and are shared with area agencies through the GREAT system.

C. Multiple-site Search Warrants

Multiple-site search warrants are becoming an important part of gang crime investigation because of the group context in which gang crime occurs. Court orders are sought for multiple-sites because weapons, ammunition, and evidence are often shared among the group membership. Multiple-site search warrants require much more preparation and expertise in seeking the court order and in executing the warrant. When a serious gang crime is being investigated, residential searches of each suspect sends a strong message to the entire gang membership that the crime investigated will be vigorously pursued.

The results of all searches are shown in Table 5-2. In total, 30 warrants were served; 25 having yielding gang paraphernalia and 3 searches identified stolen property.

Table 5-2. Results of Search Warrants Served in 1994.

Total Warrants Served	30
<u>Searches positive for:</u>	
Gang Paraphernalia	25
Weapons	15
Stolen Property	3
Drugs/Narcotics	0

D. Information Sharing

The Westminster Police Department has become a well-known source of extensive gang crime expertise and gang suspect intelligence information. Agencies from all areas of the region look to Westminster police detectives for reliable information. Intra-department information is disseminated through training sessions and production of training videos. Further, detectives have provided up-to-the-minute information on Asian gang activities to agencies within and outside California.

In sum, beyond the usual case clearance activities, police detectives have played an integral role in gathering intelligence information, and have conducted thorough investigations of cases in preparation for trial. Detectives have participated in multiple-agency, multiple-site searches, and demonstrated inter-agency cooperation useful to all agencies involved.

VI. Probation Services

The Deputy Probation Officer uses a variety of strategies to actively monitor probationers. These strategies, in conjunction with the use of gang terms and conditions, permits the DPO to easily identify violations of probation terms, and minimizes the ability of gang members to congregate, plan and commit additional gang crimes. The DPO's ability to immediately access, recognize and detain gang members on his caseload, greatly enhances investigative resources of the TARGET unit. The TARGET DPO makes extensive use of technical violations, such as "gang terms" (e.g., non-association with other gang members), and does not wait for new crimes to be committed to violate probationers. A description of probation activities and outcomes is provided below.

A. Probation Supervision

The probation officer comes to us from the Orange County Probation Department, Gang Violence Suppression (GVS) unit. The GVS unit differs from the TARGET program in several respects, in terms of expected supervision outcomes. Although these differences were described in a previous report, Appendix E contains a memo outlining these differences. In prior years, probation services were provided by one full and one part-time DPO. This year, the half time position was vacated, and not replaced due to budget limitations. This is important to keep in mind when comparing probation activity across three years of operation. The first two years represents the efforts of a full time and a part time officer. This year's probation activity was the work of a single DPO.

The DPO carries a full caseload of probationers but also serves as probation liaison in investigation and prosecution. The caseload described in this section includes both target subjects and non-target subjects. Not all probationers supervised by the DPO are target subjects, and not all target subjects are on probation. Detailed information on target subjects is provided later in this report.

B. Caseload Characteristics

During 1994, the DPO assigned to the TARGET unit supervised an average monthly caseload of 49 probationers. This is nearly the same size of caseload handled with the assistance of a part-time officer in prior years. Since not all of these probationers are target subjects, it is important to differentiate the two populations. Target subject probationers will be described in detail in section VII of this report.

Although not all probationers are target subjects, each probationer is regarded as a hardcore gang member. Of those who are on probation, most have been given uniform gang terms, including a prohibition against associating with other gang members. Probation staff indicate that strict supervision and enforcement of court orders with gang members can reduce the likelihood of new offenses and hence of non-target probationers becoming target subjects. Prevention and intervention services are important with this group to reduce the number of individuals meeting criteria for target selection.

Characteristics for the entire caseload (including targets and non-targets) are provided in Table 6-1. In 1993, the average caseload per month for the unit was 52 cases, with an average of 67% on gang terms and conditions. The ethnic distribution in the caseload was, on average, 62% Asian, and 37% Hispanic. Similar data are found in 1994, where the average caseload per month for the unit was 49 cases, with 94% on gang terms, and a slightly different ethnic distribution of 53% Asian and 41% Hispanic.

Table 6-1. Probation Supervision Caseload Characteristics.

	<u>1992</u>		<u>1993</u>		<u>1994</u>	
	Monthly Unit Average		Monthly Unit Average		Monthly Unit Average	
	MEAN	PERCENT	MEAN	PERCENT	MEAN	PERCENT
<u>CASELOAD:</u>	47	---	52	---	49	---
<u>GANG TERMS AND CONDITIONS:</u>	42	74%	35	67%	46	94%
<u>ETHNICITY:</u>						
Asian	37	79%	32	62%	26	53%
Hispanic	10	21%	19	37%	20	41%
Other	0	0%	1	1%	3	6%
<u>TOTALS:</u>	47	100%	52	100%	49	100%

Note: 1992 data from January through June were not available, and the 1994 caseload was handled by a single DPO.

Table 6-2 provides a brief description of case histories of probationers being supervised by the unit in both years. The total unit caseload has changed little over the two-year period. Of the cases in 1994, the most frequently cited prior offense was assault, 50%; followed by burglary, 21%; theft, 2%; robbery, 7%; and all others 19%.

Regarding prior offenses of 1994 cases, 35% were first-time offenders, according to official records. This is a reduction in the number of first-time referrals from the previous year. Many probationers in the first year were supervised by a DPO who was already supervising much of the same caseload in Westminster. Probationers in the second year have greater numbers of prior offenses, which possibly reflect the criminal sophistication and/or violence level of crimes committed by probationers supervised by the program. Twenty-eight percent of probation cases were referred for their second offense, 23% for a third offense; and 14% have four or more prior offenses.

C. Probation Supervision Strategies

Probation Officers contact numerous gang members and their associates during routine office visits, school contacts, and at other field locations such as the probationers' residence and other locations at which gang members are known to congregate. The strategic methods used include:

- (1) Routine home visits of active probationers;
- (2) Court-ordered searches;
- (3) Patrol of gang active streets, apartment complexes, business districts, cafes, video parlors, parks, night clubs and hotels;
- (4) Vehicle detention (e.g., when the DPO recognizes driver or passenger as a probationer in the company of other recognized gang members, probationers or parolees, in violation of court non-association orders);
- (5) Surveillance of known neighborhoods, motels and crash-pads where gang members are suspected of congregating to organize and perpetrate gang crimes; and
- (6) Service of multiple-site search warrants combined with court ordered searches subsequent to crimes committed by gang members where outstanding evidence such as firearms is collected for the prosecution.

Table 6-2. Probation Supervision Case Histories.

	<u>1992</u>		<u>1993</u>		<u>1994</u>	
	Monthly Unit Average		Monthly Unit Average		Monthly Unit Average	
	MEAN	PERCENT	MEAN	PERCENT	MEAN	PERCENT
MOST SERIOUS CHARGE:						
Burglary	18	37%	13	26%	9	22%
Assault	7	14%	15	30%	21	50%
Theft	13	27%	11	22%	1	2%
Robbery	5	10%	4	8%	3	7%
Others	<u>6</u>	<u>12%</u>	<u>7</u>	<u>14%</u>	<u>8</u>	<u>19%</u>
TOTAL	49	100%	50	100%	42	100%
PRIOR OFFENSES:						
1st Offense	28	57%	19	38%	15	35%
2nd Offense	10	21%	14	28%	12	28%
3rd Offense	7	14%	9	18%	10	23%
4th Offense	<u>4</u>	<u>8%</u>	<u>8</u>	<u>16%</u>	<u>6</u>	<u>14%</u>
TOTAL	49	100%	50	100%	43	100%

Note: 1992 data from January through June were not available, and the 1994 caseload was handled by a single DPO. Unit totals do not equal unit averages in Table 6-1 due to rounding error in grand means.

D. Probation Supervision Activities

Table 6-3 reports on Probation Supervision Activities during 1992 and 1993, and documents a high level of activity for the implementation year, and first year of operation. However, the data reported in Table 6-3 reflect only caseload contacts routinely reported to the probation department, and frequency of contact information would be an underestimate of probation efforts. Many of the DPO's duties go well beyond probationer contacts and searches. Other duties such as assists in investigation, surveillance and strategic planning are not counted in activity statistics reported to the Probation Department. Thus, information on number of contacts should be interpreted in the context of the many other duties of the DPO assigned to the unit.

Any comparisons of 1994 performance with prior years must take into account the reduced probation staff in 1994. Further, there may be differences among DPOs as to their definitions of various contacts. For example, differences in definition and degree of collateral contacts recorded by various DPOs may result in differing records of activity rendering comparisons of activity among probation officers unfair.

The role of the Probation Officer assigned to the TARGET unit involves substantially more intensive surveillance than regular probation supervision or those of other gang units. The DPO is routinely teamed with police as formal members of the unit, and also have a high level of consultation with the DDA. Supervision in the TARGET unit involves frequent probationer contacts and search warrants as well as frequent and routine probation searches. In 1994, 505 probation contacts were made by the unit (an average of 45 per month). Table 6-4 provides a detailed description of the findings of 37 searches (an average of 3 each per month) conducted this year. The proportion of searches with positive finds is up to 38% this year. This is a large increase over prior years (29% in 1992 and 14% in 1993). The DPO has been supported in their surveillance activities by close interaction with detectives, and the prosecuting attorney and investigator. For example, a detective frequently accompanies the DPO on a search, and the prosecuting attorney is readily available to file the case if a violation is determined. The close teamwork between the DPO and other team members is readily apparent, and illustrates the advantages of the team approach.

E. Probation Officers as Team Members

Because most gang-related crime occurs in a group context, a single probationer may be a link to investigations involving criminal activities of other gang member associates. With the DPO's ability to immediately access, recognize and detain gang members on his caseload, investigative resources of the TARGET team are greatly enhanced. Probation statistics may reflect one arrest, for example, but the actual

Table 6-3. Probation Supervision Contacts.

	MONTHLY UNIT AVERAGE		
	1992 ¹	1993	1994 ²
Contacts	54	69	45
Collateral Contacts	49	40	3
Custody Contacts	5	4	*
Attempted Home Calls	11	13	2
Arrests	4	3	3

¹Data from 1/92 through 6/92 were not available.

²The 1994 caseload was handled by a single DPO.

*Less than 1

Table 6-4. Probation Supervision Searches.

	MONTHLY UNIT AVERAGE		
	1992 ¹	1993	1994 ²
Searches	15	13	3
Negative	11	11	2
Positive	4	2	1
Drugs	*	*	*
Weapons	2	*	*
Other	2	*	1

¹Data from 1/92 through 6/92 were not available.

²The 1994 caseload was handled by a single DPO.

*Less than 1

incident leading to the arrest may result in arrests of the probationer's gang member associates. Thus, the investigative and surveillance capabilities of the TARGET team are greatly enhanced by the DPO's role.

The DPO has also been extensively involved in the process of identifying gang members, and documenting the criminal history of individual gang members, as well as the criminal activities of the gang as a collective entity. These have been very time-consuming processes, but ones which have assisted prosecution efforts. DPO duties not only include liaison with other team members, but also liaison with other DPOs, and other police officers. The TARGET unit DPO, as well as police detectives, have become resource persons providing technical assistance to other criminal justice professionals and agencies.

In sum, the DPO clearly functions as an integral part of the TARGET team and contributes to the remarkable success of the team in surveillance, investigation and prosecution of targeted gang members. Information contained in probationer files and case histories is extremely useful in the rapid identification of suspects and provides critical links to additional subjects. DPOs have worked closely with police detectives in surveillance, search, and suppression activities. Their expertise in the histories of local gangs has proven to be an invaluable resource to program efforts.

VII. Prosecution Services

The Deputy District Attorney vertically prosecutes (i.e., handles all appearances from filing and arraignment to sentencing) all target subject cases. A well-coordinated effort among all team members is needed in the preparation and presentation of complex gang crime cases for trial. Police detectives and the DPO benefit from training in legal theory and the technical aspects needed to conduct effective investigations and obtain and execute search warrants. Team members work closely with the DA Investigator in trial preparation, witness liaison and witness protection. The DA investigator is also available to provide a much closer level of support to victims and witnesses due to the fact that his activities are now limited to Westminster TARGET gang cases. Both the DA Investigator and DDA have been invaluable in planning and implementing search warrants. A detailed description of prosecution services is provided below.

A. Prosecution Personnel

The Orange County District Attorney's office has provided a senior-level DDA and a full-time investigator who are dedicated to servicing the TARGET program's caseload. Both the DDA and DA Investigator operate on site at the Westminster Police Department, interacting daily with other team members. The DDA aggressively prosecutes target subject defendants. High bail or no bail is requested to

keep these defendants in custody; cases are rarely plea bargained; each case receives a concentrated effort; witness intimidation is quickly prosecuted to the fullest extent of the law; and all cases are vertically prosecuted.

The DDA describes prosecution procedures in the TARGET unit as differing from traditional prosecution and from the Orange County District Attorney (OCDA) gang unit in a number of respects. Prosecution of target cases require knowledge and expertise about new gang crime laws, special requirements of handling violent crimes often involving numerous defendants with varying degree of involvement, and a team approach in working with other branches of the criminal justice system, including a willingness to be involved in regional information-sharing systems.

Under traditional prosecution, STEP Act felonies and residential burglaries usually result in lower sentences. Other felonies are rarely prosecuted under traditional processing and often result in lower sentences. Pursuing gang terms rarely occurs under traditional prosecution. Furthermore, the TARGET program seeks prosecutions rarely pursued in other units (such as juvenile misdemeanors, adult misdemeanors, and probation violation hearings), and if pursued, usually result in lower sentences. Other proactive measures include pursuing civil abatement, vehicle seizures and drug-buy programs.

The DA Investigator, assigned late in the implementation year (September, 1992), assists with trial preparation and witness management. The DA Investigator has trained the unit detectives on advanced investigation techniques in gang-related incidents and on case preparation. He also gives public presentations regarding the gang subculture and provides training to outside police agencies. Additionally, he regularly assists other unit personnel in field suppression and making house calls on probationer gang members.

B. Prosecution Strategies

The TARGET program prosecutor vertically prosecutes each case, and utilizes a variety of prosecution strategies, including:

- (1) Arguments against pre-trial release;
- (2) Refusal to plea-bargain;
- (3) Use of all applicable sentence enhancement laws;
- (4) Enhancement of inter-agency coordination;

- (5) Protection of cooperating witnesses; and
- (6) Increased legal training, STEP Act notifications and civil abatement proceedings.

C. Caseload Characteristics

The caseload described in this section includes both target subjects and non-target subjects. More detailed information on target subjects alone is provided later in this report. With regard to the entire 1994 caseload, the DDA carried 60 cases involving 73 defendants. Of these defendants, 45 (62%) defendants were adults, 25 (34%) were juvenile cases and 3 (4%) cases involved "707" cases, where the juvenile offender was remanded to adult court for criminal proceedings (see Table 7-1). The category labeled 707's are 16 and 17 year-old juveniles against whom petitions were initially filed in Juvenile Court. Following a "fitness hearing", juveniles found unfit for the rehabilitative function of Juvenile Court are remanded to adult court for criminal proceedings. When a 707 defendant is found guilty in adult court, special sentencing rules apply that do not apply to regular adult defendants.

Table 7-1. Prosecution Status of Gang Members.

	1992		1993		1994	
	TOTAL	PERCENT	TOTAL	PERCENT	TOTAL	PERCENT
CASES:	62	N/A	83	N/A	60	N/A
DEFENDANTS:						
Adults	34	45%	55	60%	45	62%
Juveniles	31	41%	28	30%	25	34%
707's	11	14%	9	10%	3	4%
TOTAL:	76	100%	92	100%	73	100%

Table 7-2. Defendants with Active Cases.

	<u>1992</u>	<u>1993</u>	<u>1994</u>
	<i>Last Six Months</i>	<i>Entire Year</i>	<i>Entire Year</i>
Defendants with cases in progress from previous period	31	65	27
New Defendants			
Adults	25	37	26
Juveniles	27	23	21
TOTAL	52	60	46
Defendants with CASES COMPLETED			
Adults	28	42	25
Juveniles	18	24	19
TOTAL	<u><46></u>	<u><66></u>	<u><44></u>
TOTAL Defendants With Active Cases	37	59	29

Although it was originally anticipated that the DDA would have a smaller case load than counterparts at the OCDA's gang unit; in reality, his case load is larger. The TARGET DDA handles all types of cases involving target subjects, both felonies and misdemeanors, whether gang-motivated or not. By contrast, a DDA assigned to the OCDA's gang unit only handles major gang-related felonies. The caseload in 1994 indicates a reduction in size from previous periods, as shown in Table 7-2. This is a result of the tremendous demands of vertical prosecution. Some cases involving defendants other than target subjects were re-assigned to other prosecutors in order to maintain a high level of prosecution attention focused on the most serious cases.

Caseload description by the most serious charge in the case is described in Table 7-3. In 1994, new charges handled were distributed across crime categories. Also, a high level of prosecution of probation violations is evident. Thus, not only are the most serious cases being prosecuted by the program, but violations of probation are prosecuted to the fullest extent permitted by law, in order to prevent more serious crimes by these offenders.

Table 7-3. Most Serious Charge Against Defendants.

Defendant's Most Serious Charge:	1992		1993		1994	
	<i>Last Six Months</i>		<i>Entire Year</i>		<i>Entire Year</i>	
	TOTAL	PERCENT	TOTAL	PERCENT	TOTAL	PERCENT
Persons (violence)	13	27%	25	43%	14	24%
Property	10	21%	3	5%	13	22%
Probation Viol.	9	19%	15	26%	9	15%
Other (Drugs, etc.)	16	33%	15	26%	23	39%
	48	100%	58	100%	59	100%

An early goal of the program was to keep defendants in custody through case completion. This was done in order to prevent additional crimes from occurring before the current case could be tried. This was accomplished by presenting sufficient evidence and arguing persuasively against pre-trial release, as well as refusal to plea-bargain. Table 7-4 depicts the level of ability of the DDA and DA Investigator to keep defendants incarcerated. All adult defendants except one have been successfully kept in custody. This goal has been achieved for both years of program operation, and reflects the skill of the DDA in arguing against pre-trial release, and his resolve to not accept plea-bargaining.

As shown in Table 7-5, of 59 completed prosecutions in 1994, all defendants had been found guilty (adults) or had juvenile petitions sustained, representing a 100% successful prosecution rate this year. A similar success rate has been achieved each year except for one adult defendant (not a target subject) whose case was dismissed in 1992 when the identification witness could no longer identify the suspect. With one exception, the vertical prosecution of all cases has been completely successful.

Table 7-4. Adult Defendants in Continuous Custody through Case Completion.

	1992		1993		1994	
	<i>Last Six Months</i>		<i>Entire Year</i>		<i>Entire Year</i>	
	TOTAL	PERCENT	TOTAL	PERCENT	TOTAL	PERCENT
Continuous Custody:	84	99%	100	100%	43	96%
Not in Continuous Custody:	1	1%	0	0%	1	4%

Table 7-5. Defendant Outcomes for Completed Cases.

	<u>1992</u>		<u>1993</u>		<u>1994</u>	
	<i>Last Six Months</i>		<i>Entire Year</i>		<i>Entire Year</i>	
	Guilty	Not Guilty	Guilty	Not Guilty	Guilty	Not Guilty
Adults	21	0	37	1	26	0
Juveniles	19	0	24	0	18	0
707's	10	0	6	0	1	0
Total	50	0	67	1	45	0
PROSECUTION RATE:	100%		99%		100%	

Although baseline comparison statistics on prosecution rates are not directly comparable, for reasons described earlier, team members have reported anecdotal information that suggests the prosecution record and sentencing pattern are more successful than that of traditional processing, and possibly that of other gang units in the county. It appears likely that prosecution and sentencing is also swifter, due to on-site coordination of investigation and prosecution strategies.

Table 7-6 provides a description of case penalties. The length of incarceration sentences has substantially increased, on the average, each year. In 1994, 53% of completed cases received an average penalty of prison incarceration for 76 months, and 47% of completed cases received an average penalty of jail or youth camp detention for 8.5 months. Hence, the TARGET program has demonstrated an ability to remove dangerous criminal suspects from the community.

D. DDA and Investigator as Team Members

In sum, the prosecutorial services provided by the DDA and DA Investigator have been outstanding. The TARGET caseload has been very heavy, placing many demands on the time and talents of the prosecution team. Indications of these high level demands and successes include the facts that: (1) All cases were handled with vertical prosecution; (2) Only a single case was dismissed (in 1993); (3) All defendants except two were kept in continuous custody prior to sentencing; (4) Forty-five defendants were incarcerated (see Table 7-6): 24 to state prison or California Youth Authority (CYA) (with an average sentence of 76 months) and 21 to local jail/youth camps (with an average sentence length of 8.5 months). As indicated above, the

Table 7-6. Location And Length of Sentence Served.

	<u>1992</u>		<u>1993</u>		<u>1994</u>	
	<i>Last Six Months</i>		<i>Entire Year</i>		<i>Entire Year</i>	
	TOTAL	PERCENT	TOTAL	PERCENT	TOTAL	PERCENT
Defendants						
Sentenced to:						
Prison/CYA	20	43%	30	43%	24	53%
Jail/Youth						
Camps	26	57%	38	56%	21	47%
Other	0	0%	1	1%	0	0%
TOTAL SENTENCED	46	100%	69	100%	45	100%
Average Length						
of Sentence (in months):						
Prison	89		62		76	
Jail/Youth						
Camps	9		7		8.5	

prosecution team not only initiated innovative procedures and carried a heavier than expected case-load, but they also compiled a dramatically successful prosecution record. The prosecution team has also coordinated efforts with police detectives and DPOs in planning cases from arrest through sentencing. The expertise of these professionals has also been widely sought by law enforcement agencies and organizations throughout California.

VIII. Description of Target Subjects

The previous three sections of this report described the operations of various program components. The following section provides a detailed description of target subjects, and the impact the program has had upon them.

At the end of the program's first year, 57 targets had been identified, and placed on the TARGET list. No names were removed from the list during 1992. These subjects were described extensively in the 1992 year-end report. By the end of the second year, an additional 29 subjects had been added, and 9 subjects removed (for reasons of inactivity or dispersal), resulting in 77 target subjects carried by the unit. This year, about the same number of subjects as last year was added, but many more were removed because of lengthy prison sentences. As of December 31, 1994, there were

75 subjects targeted by the program. Table 8-1 provides a summary of target selection and removal activity.

Table 8-1. Target List Activity 1992-1994.

	<u>STATUS</u>		<u>TOTAL</u>
<u>1992</u>	Subjects Added:	57	
<u>1993</u>	Subjects Added:	29	<u>86</u>
	Subjects Removed:		
	Deceased	1	
	Inactive	5	
	Moved from area	3	
			<u><9></u>
			77
<u>1994</u>	Subjects Added:	29	<u>106</u>
	Subjects Removed:		
	Inactive	9	
	Lengthy Prison Term	19	
	Moved from area	3	
			<u><31></u>
	Total Current Target Subjects:		75

Program staff reviewed manual files on the 75 targeted subjects to obtain a profile of these individuals. TARGET unit personnel extracted information from manual files, from operations databases, from rap sheets obtained from the Criminal Information Index (CII) and the Central Juvenile Index (CJI), and from interviews with team members. The information which follows is subject to all the usual limitations of these data sources. These data were then coded for computer tabulation and entered into a database. A manual of data definitions and sources for the following analysis, is available for clarification of technical aspects of the data and appears in Appendix F.

A. Gang Affiliations

The gang affiliation of each current target subject is identified in Table 8-2. Although not all of these gangs claim turf or operate exclusively in Westminster, each target subject has had substantial contact with the Westminster Police Department, and has contributed to gang crime in this community. The selection

of specific targets and suppression of their criminal activities is expected to reduce the amount of future gang-related crime in Westminster.

Table 8-2. Target Subjects by Gang Affiliation.

	<u>FREQUENCY</u>	<u>PERCENT</u>
West Trece	15	20%
Cheap Boys	10	13%
V Boys	9	12%
West 15th Street	9	12%
Nip Family	7	10%
Varrio Midway City	7	10%
5th Street	6	8%
Natoma Boyz	4	5%
Viets For Life	3	4%
TRG (Tiny Rascal Gang)	2	3%
BITH (Boys In The Hood)	1	1%
Crazy Viet Family	1	1%
Orange Boys	<u>1</u>	<u>1%</u>
TOTAL	75	100%

B. Target Subject Characteristics

Target subjects are selected on the basis of departmental policy in selecting individuals who have a strong gang crime background, as described previously in this report. Table 8-3 provides demographic information about current target subjects. Of the 75 target subjects, 12 (16%) are considered a leader of a particular gang, and are believed to be involved in the planning of criminal activity. The remaining 63 (84%) are considered 'hard core' and believed to be extensively involved in the activities of their gang.

All target subjects are male, 8 (11%) are juveniles and 67 (89%) are adults, with the youngest 16 and the oldest 27 years old. This age distribution is consistent with data presented earlier on the larger population of gang members, indicating a large proportion of adults. However, it should also be noted that target subjects were selected because of extensive criminal involvement and hence may be older than their peers who may have not yet accumulated an extensive criminal record.

By ethnicity, 39 (52%) are Asian, 33 (44%) Hispanic, and 3 (4%) White. Although the larger population of all gang members who received a field interview since 1990 (cf. Table 4-2) includes a slightly higher proportion of Asians, Asian gang members are more mobile, less turf-oriented, and conceivably less likely to become targeted subjects because of their mobility. Hispanic gang members, by contrast, are more turf-oriented and possibly more likely to repeat criminal acts closer to home.

Target subjects reside in the following cities: 41 (55%) in Westminster, 12 (16%) in Garden Grove, and the remaining 22 (29%) in other nearby communities. As indicated earlier in this report, the TARGET team established initial decision criteria to include non-residents who criminally impact the City of Westminster.

Table 8-3. Demographic Data on Target Subjects.

	<u>FREQUENCY</u>	<u>PERCENT</u>
Gang Status:		
Hardcore	63	84%
Leader	12	<u>16%</u>
TOTAL	75	100%
Age:		
Adult	67	89%
Juvenile	<u>8</u>	<u>11%</u>
TOTAL	75	100%
Ethnicity:		
Asian	39	52%
Hispanic	33	44%
White	<u>3</u>	<u>4%</u>
TOTAL	75	100%
City of Residence:		
Westminster	41	55%
Garden Grove	12	16%
Other	12	15%
Santa Ana	7	10%
Huntington Beach	<u>3</u>	<u>4%</u>
TOTAL	75	100%

C. Criminal History of Target Subjects Prior to Selection

Some indication of the criminal involvement of target subjects can be found in the types of arrests and known participation in violent crimes prior to subject selection.

All subjects except 5 have prior arrests. Six subjects (9%) had been arrested on suspicion of homicide or attempted homicide, 21 (30%) for robbery, 12 (17%) for assault, 12 (17%) for burglary, and the remaining 19 (27%) for other crimes, including arson, motor vehicle theft and other felonies. See Table 8-4 for detail. By combining violent crime categories of homicide, robbery, and assault, it can be shown that 39 (56%) had been arrested on suspicion of committing a violent crime prior to target selection.

Table 8-4. Subject History of Most Serious Arrest Prior to Target Selection.

MOST SERIOUS ARREST:	<u>FREQUENCY</u>	<u>PERCENT</u>
<u>Violent Crimes</u>		
Homicide/Attempt Homicide	6	9%
Robbery	21	30%
Assault	12	17%
		56%
<u>Property Crimes</u>		
Burglary	12	17%
Theft	1	1%
Motor Vehicle Theft	8	12%
		30%
<u>Other Crimes</u>		
Narcotics	3	4%
Other Felonies	2	3%
Other Misdemeanors	2	3%
Weapons Violations	3	4%
		14%
TOTAL	70	100%
<u>No Prior Arrest</u>	5	

Program staff further reviewed manual files for indications of involvement in violence prior to target selection. The results are shown in Table 8-5. Note that it is possible for a subject to fall into more than one category. For example, a subject may have been both a suspect and a victim at different points in time. Fifty-seven target subjects (76%) had been a suspect in a violent crime, 11 (15%) were a victim in a violent crime, and 13 (17%) were a known witness to a violent crime.

Table 8-5. Subject Involvement in Violent Crime Prior to Target Selection.

VIOLENT CRIME INVOLVEMENT:	FREQUENCY	PERCENT
Suspect in Violent Crime	57	76%
Victim in Violent Crime	11	15%
Witness in Violent Crime	13	17%
N=75		

D. Current Criminal Activity of Target Subjects

Further indication of the seriousness of offenses, and violent nature of crime committed by target subject defendants can be found in Table 8-6. This table refers to completed prosecution cases against target subject defendants in both the implementation year and two years of program operation. Since program implementation, 154 cases with serious offenses were prosecuted. Of the 118 cases (excluding parole or probation violations) filed since target subject selection, 78 (66%), involved violent crimes, 20 (17%) were property crimes, and 20 (17%) were crimes against public peace. Furthermore, of these 81 new criminal cases, 49 (22%) involved the possession or use of firearms.

Table 8-6. TARGET Prosecution of Cases Involving Target Subject Defendants.

	NUMBER			TOTAL	PERCENT
	1992	1993	1994		
Crimes Against Persons	15	38	25	78	66%
Crimes Against Property	1	8	11	20	17%
Crimes Against Public Peace	5	14	1	20	17%
Total Offenses	21	60	37	118	100%
Probation/Parole Violations	9	18	9	36	
Total Cases Involving Target Subject Defendants	30	78	46	154	
<hr/>					
Of Cases Above, Those Involving Firearms ¹	10	32	7	49	

¹ Note: Excluding parole and probation violations

There is a perception fostered by the media that the victims of gang crime are most often rival gang members. Prosecuted cases on target subject defendants indicate this is not so in Westminster. See Table 8-7 for a description of victims of violent gang crimes committed by target subjects. When all three years of program operation are taken together, 52 (67%) victims of violent gang-related crime are community members, 5 (6%) victims were police officers, and 21 (27%) were rival gang members.

Table 8-7. Victims of Violent Gang-Related Crime Committed by Target Subjects.

	NUMBER			TOTAL	PERCENT
	1992	1993	1994		
Crimes Against Persons					
Community members	12	26	14	52	67%
Peace Officers	2	3	0	5	6%
Gang members	<u>1</u>	<u>9</u>	<u>11</u>	<u>21</u>	<u>27%</u>
	15	38	25	78	100%

E. Current Activity of Target Subjects Under Probation Supervision

Although not all target subjects are on probation, those that are show similar involvement in firearms possession. Table 8-8 shows firearm use and possession prior to target selection. Of course many of these subjects were selected as targets, in part because of their involvement in violent crime, but many continue to possess and use firearms after target selection. A history of firearm possession and use provides reason to intently monitor target subjects to prevent future weapon use.

Table 8-8. Firearm Use by Target Subjects on Probation.

	Before Target Selection	After Target Selection
<u>Number of Target Subjects:</u>		
History of Use	37	19
History of Possession	48	23
On Probation for Firearm Use	N/A	6
On Probation for Firearm Possession	N/A	11
<u>Number of Known Weapons:</u>		
Handguns	N/A	38
Shotguns/Rifles	N/A	13

Probation searches are conducted by probation officers and police detectives as a way of gathering evidence when investigating crimes committed. Searches further send a strong message to probationers that probation terms will be actively enforced in an effort to deter additional law and probation violations. Table 8-9 shows target subjects on probation have been actively searched as permitted under terms of probation. An inventory of items found in 1994 searches appears below the number of searches.

Table 8-9. Probation Searches of Target Subjects.

<u>Searches of TARGET Probationers</u>	
1 search	6
2 - 3 searches	11
4 or more searches	<u>10</u>
Total	27
<u>Number of Times Items Found</u>	
Firearms found	5
Non-Firearm weapons found	3
Drugs found	1
Stolen property	2
Gang paraphernalia	16

Searches often yield items which result in a violation of parole or probation terms. The high number of violations is an indication of both the persistence of target subjects to be involved in criminal activity, as well as the vigilance of the DPO and

Table 8-10. Number of Parole/Probation Violations of Target Subjects.

	<u>Before Target Selection</u>	<u>After Target Selection</u>
Number of technical violations ¹	55	48
Number of gang-related violations	68	61
Number of weapons violations	17	17
Number of new law violations	44	31

¹The 1993 report contained an error which over-reported the number of technical violations prior to target selection by 16.

police detectives in monitoring the activity of target subjects. See Table 8-10 for a description of the number and type of violations occurring both before and after target selection.

By definition, target subjects are believed to be highly active in gang crime before target selection. Once targeted for program efforts, a high level of monitoring of criminal activity results in violations of parole or probation terms. Targets are then prosecuted to the fullest extent possible, in order to prevent them from committing additional crimes in the community.

F. Current Prosecution of Target Subjects

Targets are then prosecuted on the most serious charges possible, along with any enhancements which might be applicable, in order to obtain the most severe penalties possible. Table 8-11 shows the distribution of the most serious charges filed against 49 of the 75 target subjects. Detectives and the DPO monitor the activity of targets, and will prosecute on law violations no matter how minor, including violations of probation, in order to send a clear message that such activities are not tolerated in Westminster. Of the most serious charges filed, however, 13% were for homicide or attempted homicide, 6% robbery and 13% for Assault with a deadly weapon. Many cases 23 (47%) have more than one charge filed against the defendant. Over half of all cases include the filing of gang non-association sentence enhancements.

Convictions obtained on these cases are described in Table 8-12. Of most serious convictions, 35% were for homicide, attempted homicide, robbery or assault and, 24% for violation of probation terms. Many defendants are convicted of more than one charge. Of these, 86% of secondary charges were for an additional felony crime.

Table 8-11. Target Subjects' Most Serious Charge Filed:

NUMBER OF TARGET SUBJECTS WITH CHARGES FILED: <u>49</u>		
MOST SERIOUS CHARGE:	<u>FREQUENCY</u>	<u>PERCENT</u>
Homicide/Attempt Homicide	6	13%
Robbery	3	6%
Assault	6	13%
Burglary	2	4%
Motor Vehicle Theft	4	8%
Other Felonies	11	22%
Weapons Violations	2	4%
Other Misdemeanors	4	8%
Probation Violation	<u>11</u>	<u>22%</u>
	49	100%
NUMBER OF TARGET SUBJECTS WITH ADDITIONAL CHARGES FILED: <u>23</u>		
SECOND MOST SERIOUS CHARGE:	<u>FREQUENCY</u>	<u>PERCENT</u>
Homicide/Attempt Homicide	1	5%
Robbery	1	5%
Assault	6	26%
Other Felonies	8	35%
Weapons Violations	2	8%
Other Misdemeanors	2	8%
Probation Violations	<u>3</u>	<u>13%</u>
	23	100%
ENHANCEMENTS FILED:		
Gang Association	25	(51% of cases)
Weapons Use	5	(10% of cases)
Weapons Possession	5	(10% of cases)

Table 8-12. Target Subjects Most Serious Conviction.

NUMBER OF TARGET SUBJECTS WITH CONVICTIONS: 37		
MOST SERIOUS CONVICTION:	<u>FREQUENCY</u>	<u>PERCENT</u>
Homicide/Attempt Homicide	3	8%
Robbery	2	5%
Assault	8	22%
Burglary	2	5%
Motor Vehicle Theft	1	3%
Narcotics	3	8%
Other Felonies	3	8%
Weapons Violations	2	5%
Other Misdemeanors	4	12%
Probation Violation	<u>9</u>	<u>24%</u>
	37	100%

G. Current Status and Location of Target Subjects

As of December 31, 1994, 42 (56%) out of 50 cases with prosecution pending were completed. All target subject defendants either plead guilty or were found guilty of criminal charges. When target subject defendants alone are considered, this represents a 100% prosecution rate over three years of program operation. This is the result of highly coordinated case investigation and vertical prosecution by a seasoned DDA. Table 8-13 provides a breakdown of prosecution outcomes and dispositions of completed cases. The penalties applied are provided in Table 8-14.

Table 8-13. Outcomes of Most Recent Prosecution of Target Subjects.

PROSECUTION OUTCOMES:		
No Prosecution	25	33%
In progress	8	11%
Complete	<u>42</u>	<u>56%</u>
	75	100%
Disposition of Completed Cases:		
Pled Guilty to Charge	31	74%
Pled Guilty to Lesser Charge	5	12%
Found Guilty by Court	3	7%
Found Guilty by Jury	<u>3</u>	<u>7%</u>
	42	100%

Table 8-14. Outcomes of Penalty Phase of Prosecuted Cases.

SENTENCING OUTCOMES:	NUMBER	PERCENT
Cases Pending	8	16%
Sentencing Complete	<u>42</u>	<u>84%</u>
	50	100%
Location of Incarceration:		
Prison	11	22%
CYA	10	20%
Jail	21	42%
House Arrest	1	2%
Juvenile Hall	6	12%
Not yet sentenced	<u>1</u>	<u>2%</u>
	50	100%
Length of Sentence:		
2 years or less	21	42%
2 years to 5 years	11	22%
6 years to 10 years	11	22%
10 years or more	4	8%
Life /no parole	2	4%
Not yet sentenced	<u>1</u>	<u>2%</u>
	50	100%

The current status of target subjects is described in Table 8-15. Of the 75 subjects, 41 (55%) were in custody as of December 31, 1994, and 34 (45%) are being actively monitored by the TARGET team. Table 8-15 provides a breakdown of type of custody in which target subjects are being held.

Table 8-15. Custody Status of Target Subjects.

	NUMBER	PERCENT
<u>Out of Custody</u>	34	<u>45%</u>
	34	45%
<u>In Custody</u>		
In Custody/Trial Pending	13	17%
Prison	12	16%
Jail	5	7%
CYA	6	8%
Juvenile Hall	<u>5</u>	<u>7%</u>
	<u>41</u>	<u>55%</u>
TOTAL	75	100%

In sum, target subjects have extensive involvement in gangs and have participated actively in criminal activities of the gang. Subjects are actively monitored for law violations, including violation of parole or probation terms. This has resulted in the effective prosecution and removal from the community of 55% of the individuals singled out for the high probability of their future involvement in crime. A long-term reduction in gang-related crime in the community is expected to result from the high level of investigation, probation supervision and prosecution reported earlier.

IX. Evidence of Crime Reduction

The previous section documents the effective surveillance, investigation and prosecution of target subjects. This section addresses the impact of incarcerating target subjects upon gang crime in the community.

The incarceration of target subjects is expected to prevent future gang crime. Crime rates in each year of program operation are to be compared to a baseline year (1991), in accordance with research committee decisions made prior to program implementation. Because there was no systematic procedure for tracking gang crime, prior to program implementation, retrospective data collection was necessary for the baseline year 1991. Early in 1992, data was collected prospectively.

Data collected for the baseline year (1991), implementation year (1992) and years of full operation (1993 and 1994) were obtained from different sources within the department. In 1991 and through September of 1992, crime reports were taken from department daily watch logs. After this time, activity logs were no longer available because the department implemented an automated dispatch system. No automated or daily logs were available from October through December of 1992. These reports were searched manually. Since 1992, automated data has been available, and these were verified against manual reports. Although data collection procedures varied, reliability tests were made of all data, rendering the data comparable for research purposes.

Department and incident reports in 16 crime categories were reviewed as to whether they were gang-related. The most serious charge in a given report was used.³ Any of these reports labeled by the field officer as gang-related or indicating gang activity in the narrative were counted as gang-related. Qualified raters were used to review these records, and inter-rater reliabilities have shown high consistency in the application of this definition, resulting in a high level of confidence in the team's ability to accurately identify gang crime reports in the categories used.

A detailed breakdown of frequency of crimes in each category is provided in Table 9-1. A comparison of the total amount of gang crime committed in 1994 with the total amount of crime gang crime committed in the 1991 baseline year shows a decrease of 50% in serious gang crime. Table 9-2 shows a break-down of these 16 serious crime categories. When these reductions are examined more closely, this represents a 31% decrease in crimes against persons, and a 61% decrease in crimes against property (See Figures 9-1 and 9-2). These decreases are remarkable, and coincide with program efforts.

The program's impact on criminal street gang activity can be further evaluated using quasi-experimental designs. These approaches have been used to evaluate program impact on crime rates in the community by assessing the following: (1) The covariation of custody status of target subjects and community gang crime trend; and (2) Comparing the reduction of violent crime committed by gangs with trends in violent crimes that are not gang-related. Though each of these methods has scientific limitations, these concerns are decreased and the validity of subsequent conclusions are increased by the use of more than one method. This evaluation plan is displayed in Figure 9-3.

³This method results in an underrepresentation of actual charges filed, but is used to remain consistent with both State and Federal crime reporting methods.

Table 9-1. Frequency of Serious Gang-Related Crime Reports in the City of Westminster 1991 - 1994.

	Program Baseline Comparison Year (1991)	Implemen- tation Year (1992)	Program Operation Year(1993)	Program Operation Year(1994)	Percent Change 91/94
Homicide	2	2	0	4	
Attempt Homicide	8	14	17	15	
Forcible Rape	0	0	0	0	
Robbery	58	46	4	12	
Assault with Deadly Weapon	23	20	16	30	
Burglary	13	16	9	5	
Grand Theft	6	1	3	3	
Grand Theft Auto	5	12	2	5	
Arson	0	0	0	0	
Health & Safety Violations (Drugs/Narc)	23	41	5	6	
Shots fired (hit)	21	15	8	20	
Exhibiting Firearm	11	5	6	9	
Assault/Battery	7	7	7	5	
Petty Theft	5	6	3	4	
Disturbance	87	61	28	24	
Shots fired (no hit)	<u>17</u>	<u>9</u>	<u>2</u>	<u>2</u>	
TOTAL	286	255	110	144	-50%

Table 9-2. Frequency of Serious Gang-Related Crimes against Persons and Property in the City of Westminster 1991 - 1994.

	Baseline Comparison Year (1991)	Program Implemen- tation Year (1992)	Program Operation Year(1993)	Program Operation Year(1994)	Percent Change 91/94
Persons ¹	109	94	50	75	-31%
Property ²	<u>177</u>	<u>161</u>	<u>60</u>	<u>69</u>	-61%
TOTAL	286	255	110	144	----

Notes:

- 1 Crimes against persons include department and incident reports of homicide, attempted homicide, assault with a deadly weapon, robbery, aggravated assault, robbery, and exhibiting a firearm.
- 2 Crimes against property include grand theft auto, burglary, grand theft, and petty theft.

Figure 9-1. Frequency of Gang-Related Serious Crime in the City of Westminster 1991 - 1994.

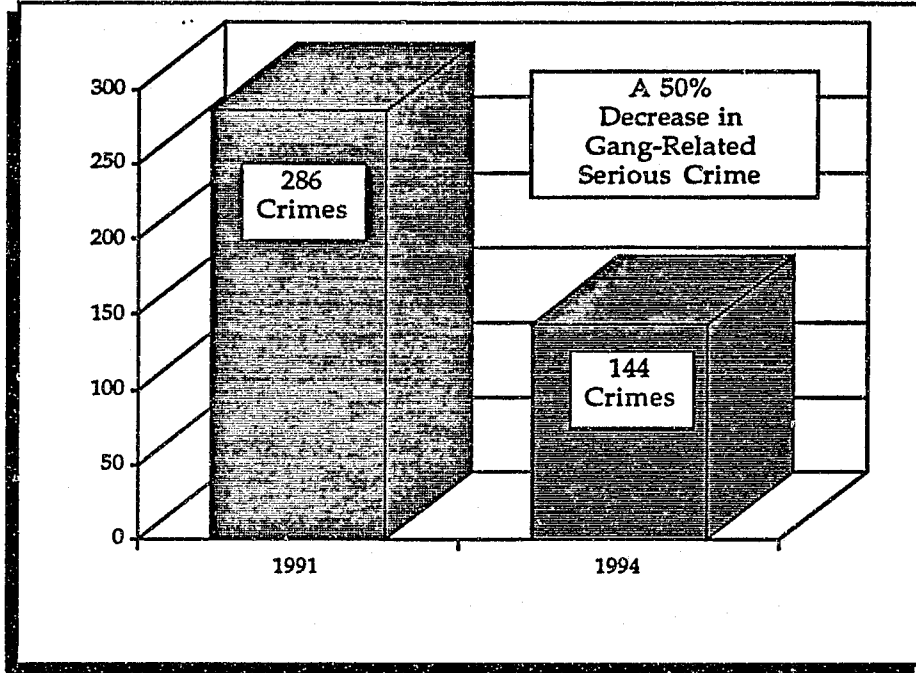


Figure 9-2. Frequency of Violent Gang-Related Crime in the City of Westminster 1991 - 1994.

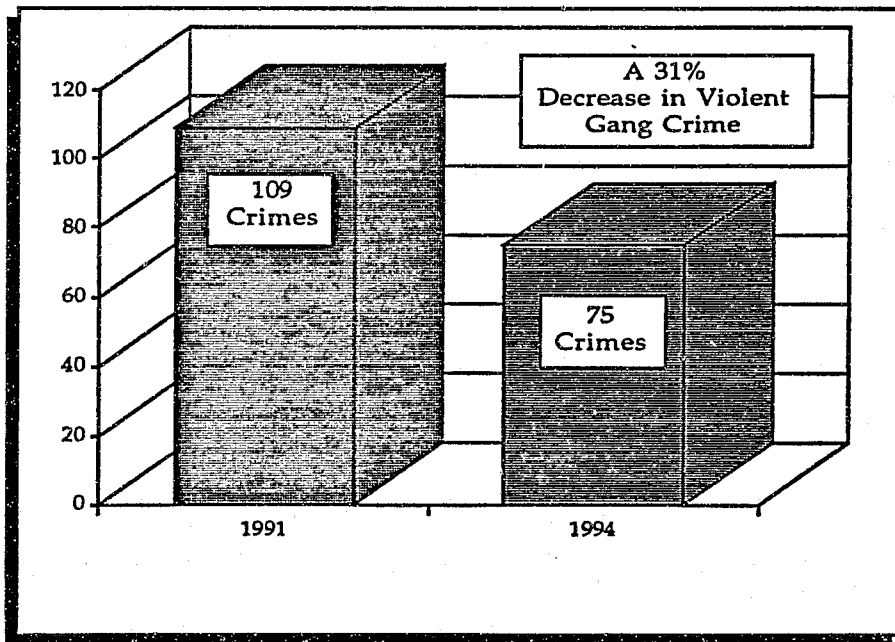
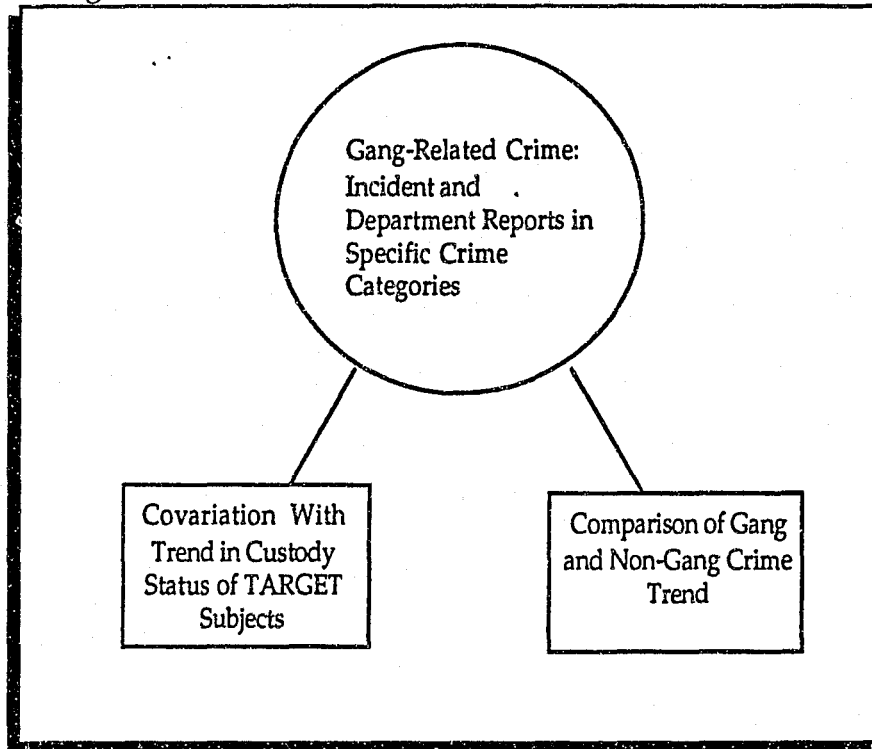


Figure 9-3. Approaches to Evaluating Program Impact on Gang-Related Crime.



A. Analysis of Trends in Serious Gang Crime in the Community

Department and incident reports written over the 48-month period (12 months prior to program implementation and 36 months after program implementation) were reviewed. The monthly average of serious gang-related crimes prior to program implementation was 24 crimes. Since the program implementation there have been an average of 15 such crimes per month reported (see Figure 9-4 for the trend). The recent rise in gang crime resulted in a mid-year meeting to discuss the intensity of program efforts, and possible re-direction of activities.

Figure 9-4. Trend of Serious Gang-Related Crime in The City of Westminster 1991 - 1994.

96

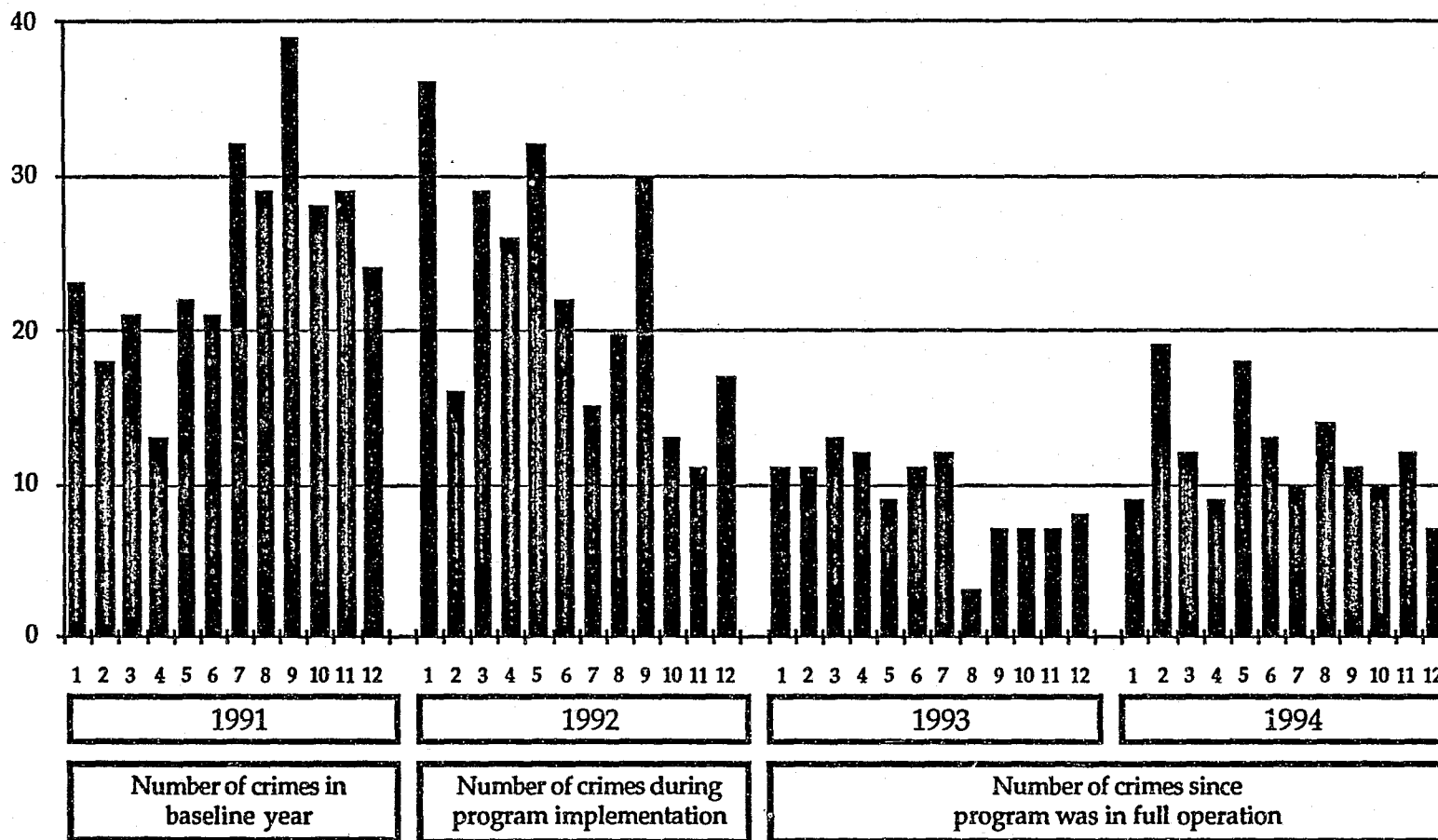
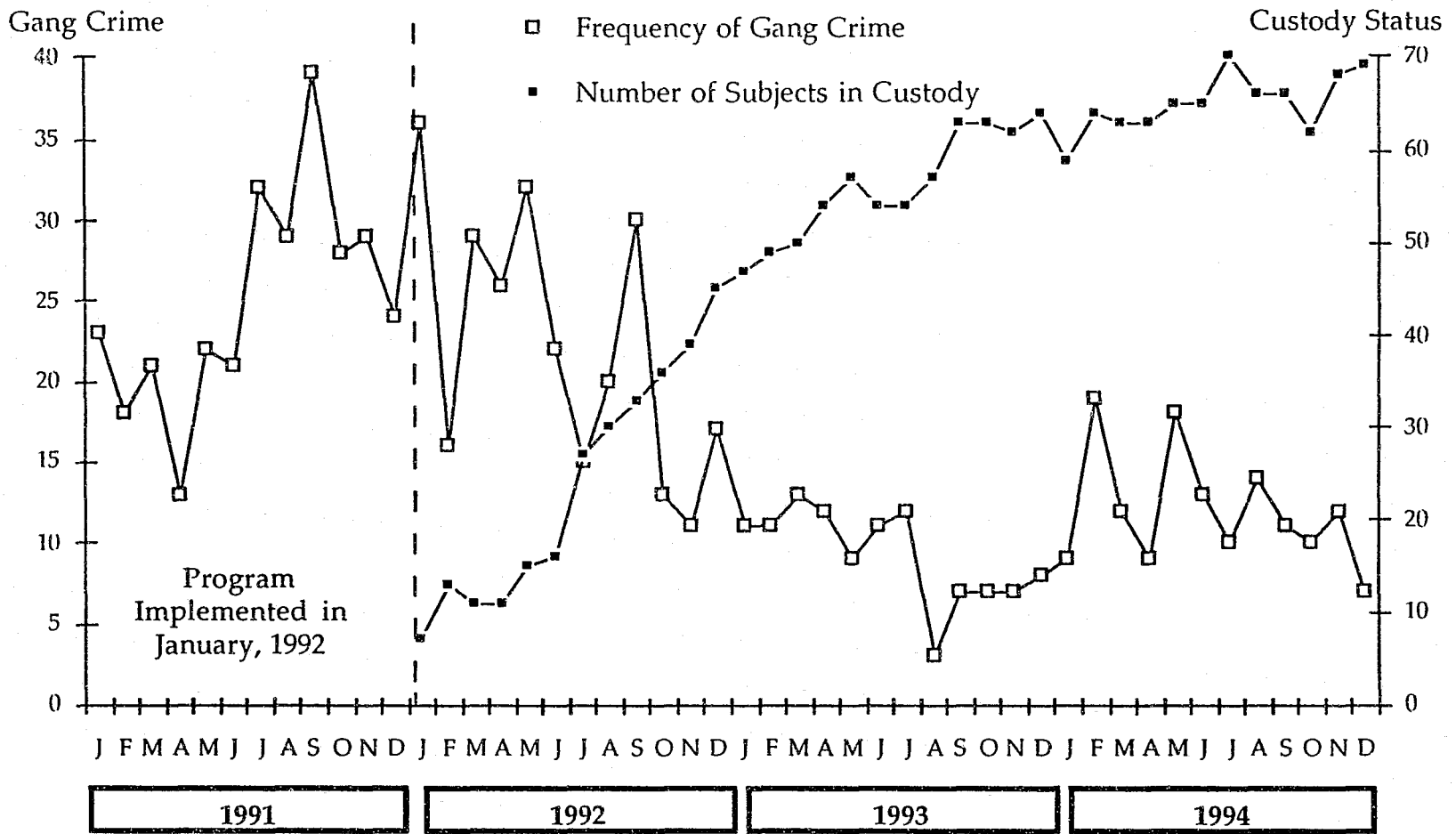


Figure 9-5. Trend in custody status and gang crime.



B. Covariation of Custody Status of Subjects with Gang Crime Trend

The incarceration of selected individuals was expected to reduce the frequency of gang crime occurring in the community. Because all program efforts, including field activity, investigation, probation supervision and suppression were designed to place target subjects in custody, a measure of the number of individuals in custody is an important link to the reduction in gang crime. Figure 9-5 shows the trend in gang crime (identical to that in Figure 9-4) and the trend in the number of target subjects in custody each month. These data are an explicit measure of the mediating link between program efforts and expected outcomes. The two trends coincide well. The fact that this effect was predicted on the basis of previous research on selective intervention increases our confidence in the validity of the relationship between program efforts and outcomes.

C. Comparison of Violent Crime Trends versus Non-Gang Crime Trends

An additional approach to identifying a change in gang-related crime is to compare gang-related and non-gang-related crime in the community. If the program is indeed having an effect, then the reduction in gang-related crime would be expected to be greater than any reduction in non-gang-related crime. Table 9-3 shows this to be the case. Over the four year period observed, some decrease in absolute numbers of crime are observed. However, dramatic reduction in gang-related crime as a proportion of overall crime is shown. The proportion of non-gang-related crime decreased 20% when compared with the 1991 baseline year. Gang-related crime decreased 33% in comparison for the same year. Thus, the decline in gang-related crime cannot be attributed to any overall reduction in crime in the community.

Although the measure of individuals in custody enhances a claim for the causal link between program operations, possible alternative explanations of the reduction continue to be investigated. One such explanation may be that the reduction is the result of a general decrease in crime. Although this issues has been addressed more extensively elsewhere, one could argue that if the program is indeed reducing gang crime, then the reduction in gang crime would be expected to be greater than any reduction in non-gang crime. This information was reported in summary percentage form, but the present report extends this information by showing continuous trends for both measures of gang crime and non-gang crime in the same categories.

As described in previous reports, only selected crime categories could be used for direct comparison due to differential methods of record-keeping procedures. Comparable crime categories were department reports for homicide, attempted homicide, assault with a deadly weapon, robbery, assault and battery, burglary and

grand theft auto. Gang crime and non-gang crime in these categories were compared. Over the three year period observed, some decrease in absolute numbers of these crimes were observed. However, dramatic reduction in gang crime as a proportion of overall crime is shown. Thus, the decline in gang crime cannot be attributed to any overall reduction in crime in the community.

Table 9-3. Comparison of Gang-Related and Non-Gang-Related Violent Crime¹ in the City of Westminster 1991 - 1994.

	<u>Baseline Comparison Year (1991)</u>	<u>Program Implemen- tation Year (1992)</u>	<u>Program Operation Year(1993)</u>	<u>Program Operation Year(1994)</u>	<u>Percent Change 91/94</u>
Gang-Related	96	86	41	64	-33%
Not Related to Gangs	<u>404</u>	<u>372</u>	<u>345</u>	<u>324</u>	-20%
TOTAL	500	458	386	388	—

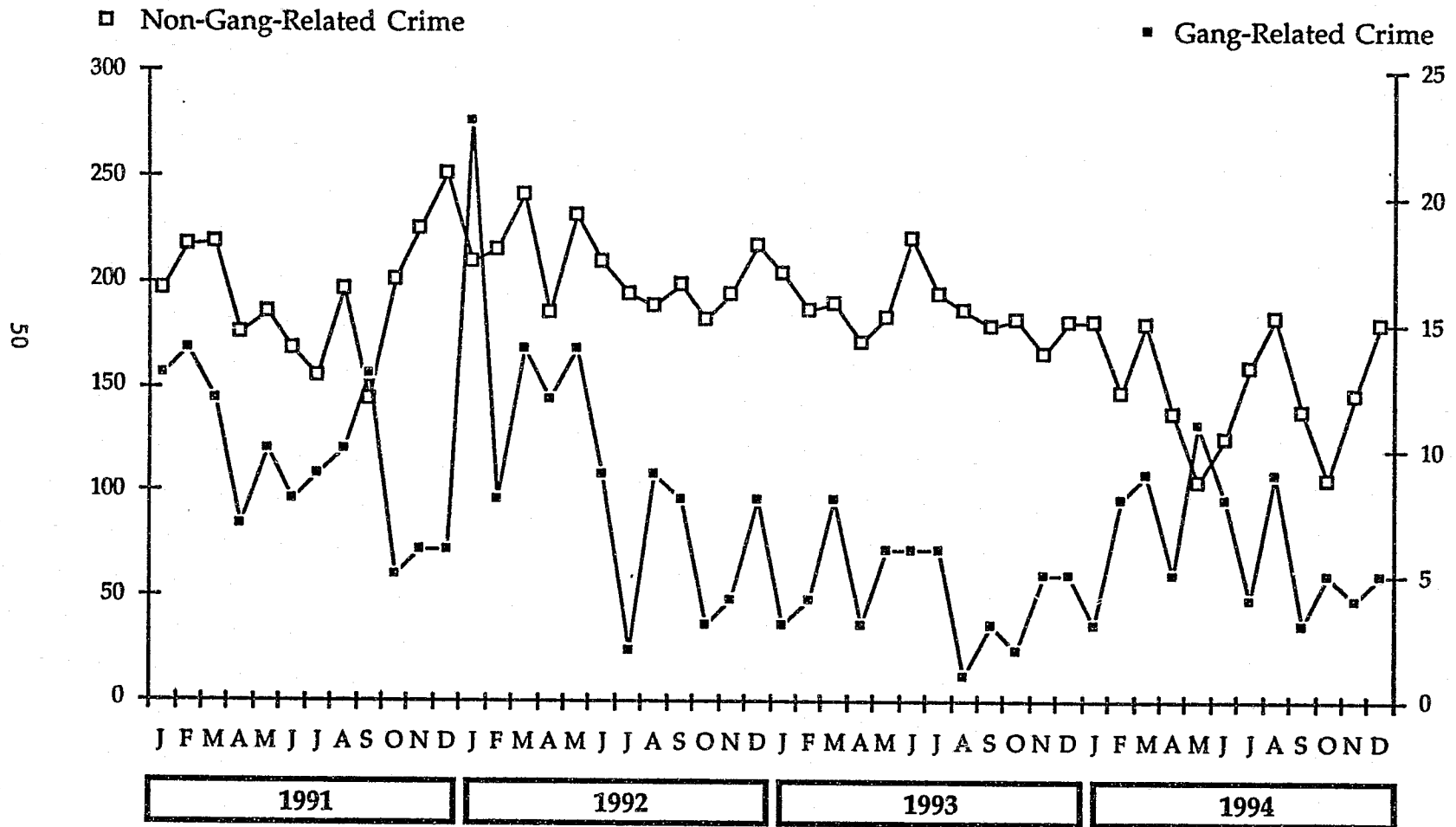
¹ Includes department and incident reports of willful homicide, attempted homicide, robbery, and aggravated assault.

Taken together, these findings provide strong evidence that the TARGET program is impacting criminal activity in the community. The trend in overall community gang-related crimes has dropped dramatically since the baseline year. This reduction coincides with program efforts.

E. Strengths and Limitations of the Evaluation

Using multiple methods to assess crime reduction outcomes is preferred over any single approach. The identification of gang-related reports has been tested using multiple raters, and inter-rater reliability of ratings has been tested. This increases the confidence of the unit's ability to identify all gang-related crime reports. However, this evaluation of program impact rests on gang-related crime reports. Because of the program's increased ability to identify crimes as gang-related, an artificial increase in the reporting of gang crimes is possible. This would result in a masking of program effects.

Figure 9-6. Trend in Gang Crime and Non-Gang Crime.



X. Future Issues

A. Civil Law Suites To Abate Gang Members

The effect of civil abatement efforts have were demonstrated in the 1993 year-end report. The trends shown there provide strong evidence of the effectiveness of at least one of the innovative legal tools utilized by the program. No new abatement suits were brought in 1994, however revising this strategy to focus on specific business locations, rather than a general geographical area have been discussed. New suits will focus on specific behaviors at specific locations.

B. STEP Act Notifications

STEP Act notifications have been dramatically increased this year due to the new design of the FI card. STEP notifications will continue to be a priority to help the prosecution's case for maximum penalties for gang crimes.

C. Targeting Asian Gang Members

Recognizing that Hispanic and Asian criminal street gangs are often motivated by different means and have differing patterns of crime, specialized strategies are being continually sought to be maximally effective in reducing gang crime by tailoring suppression and investigative strategies to reduce gang crime.

D. Identify Correlates of Recidivism and effects on group cohesiveness.

Correlates of recidivism among juvenile gang members might yield predictors useful for operational purposes. Of particular interest are early indicators which might predict repeat future violent offenses. Funding for applied research in this area will be sought to provide a sound basis for developing new law enforcement strategies.

E. Gang Crime Prevention

Although there is no crime prevention component to the program at the present time, an application for funding a prevention component has been submitted. If approved, funding for this project should be available by mid-1995.

F. Additional Demands on the Time of TARGET Program Personnel

Other agencies adopting a similar program may look to Westminster TARGET personnel for expertise. The extent of time and resources offered to other agencies should be carefully considered, along with the impact on time constraints of the Westminster program.

G. Impact of Gang Members Re-directing Activities Outside of Westminster

Westminster took an early and strong stance against criminal gang activity. There is some anecdotal evidence that gang members have relocated into surrounding communities. As surrounding communities increase their ability to address gang-related crime, there will be less advantage to gangs to move their criminal activities from Westminster to adjacent communities. Furthermore, county-wide multi-agency efforts have implemented a gang tracking system which will permit tracking gang activity across intra-agency jurisdictions.

XI. Conclusion

The TARGET program has established procedures for documenting the criminal activities of gang members contacted by police, and developed computerized databases for storing essential subject characteristics and crime data. The ability to systematically identify and track gang-related criminal activity is a major advance over previous record-keeping procedures. The multi-agency team has demonstrated a significant impact on target subjects' ability to commit crime and the amount of gang-related crime in Westminster. By the end of 1994, 55% of targeted subjects were in custody. Serious gang-related crime was reduced by 50% since the 1991 baseline year. Future indications of program effectiveness will focus on maintaining low levels of gang crime.

XII. References

- Department of Justice, State of California. (1993). FBI and CCI index offenses by reporting agency 1990 - 1993. Division of Law Enforcement. Law Enforcement Information Center. Sacramento, CA.
- Kurz, G.A., & Moore, L.E. (March, 1994). The "8% problem": Chronic juvenile offender recidivism. Orange County Probation Department. Program Planning & Research Division. Santa Ana, CA.
- Wolfgang, M.E., Figlio, R.M., & Sellin, T. (1972). Delinquency in a birth cohort. Chicago, IL: University of Chicago Press.
- Wolfgang, M.E. (1983). Delinquency in two birth cohorts. American Behavioral Scientist, 27, 75-86.

XIII. Appendices

- A: GREAT Gang Membership Verification Form
- B: Definitions Used in the Database of Verified Gang Members
- C: Step Act Memo Issued By Westminster Police Department
- D: Target Subject Selection Criteria
- E: Comparison of Probation Department Gang Supervision Services
- F: Data Definitions Used in the Database of Target Subjects

APPENDIX A

GREAT Gang Membership Verification Form

IN#		DATE		TIME	
LOCATION					RD
NAME (LAST/FIRST/MI.)		AKA/NICKNAME		RES. ADDR. CITY	
PHONE		EMPL/SCHOOL		EMPL/CHG. ADDRESS	
CDL		STATE		OTHER ID# TYPE	
RACE 1) CAUC 2) NEG 3) ASIAN 4) BLACK 5) OTHER: (USE NUMBER) SEX: M / F					
DOB		AGE		HGT WGT	
GLASS/TYPE: YES / NO					
EYES 1) BLACK 2) BLUE 3) BROWN 4) GRAY (USE NUMBER) 5) GREEN 6) HAZEL 7) OTHER 8) PWR					
FACE/HAIR 1) BEARD 2) CLEAN SHAVEN 3) FU MANCHU 4) FUZZ (USE NUMBER) 5) GOATEE 6) LOWER LP 7) MUSTACHE 8) SIDEBURNS 9) UNSHAVEN 10) VANDYKE					
COMPLEXION 1) ACNE/POCKED 2) DARK 3) FRECKLED (USE NUMBER) 4) LIGHT/FAIR 5) MEDIUM 6) PALE 7) BALLOW					
TEETH 1) BRACES 2) BROKEN 3) BUCK (USE NUMBER) 4) CROOKED 5) DECAYED 6) GOLD CAPPED 7) MISSING 8) SILVER CAPPED 9) SPACES 10) STAIN					
HAIR: 1) BLACK 2) BLOND OR STRAWBERRY (USE NUMBER) 3) BROWN 4) GRAY OR PARTIALLY 5) OTHER 6) RED OR AUBURN 7) SANDY 8) WHITE					
HAIR LENGTH 1) COLLAR 2) LONG 3) SHORT 4) SHOULDER (USE NUMBER)					
HAIR STYLE 1) AFRO/NATURAL 2) BRAIDED 3) BUSHY 4) BUTCH (USE NUMBER) 5) COMBED BACK 6) CURLY 7) FLATTOP 8) GREASY 9) JERJ CURL 10) MILITARY 11) PONYTAIL 12) PROCESSED 13) STRAIGHT 14) WAVY					
HAIR TYPE 1) BALD 2) RECEDING 3) THICK 4) THINNING 5) WIG (USE NUMBER)					
BUILD 1) SMALL 2) THIN 3) MEDIUM 4) MUSCULAR (USE NUMBER) 5) LARGE 6) STOCKY 7) FAT 8) POT BELLY					
CLOTHING					

WPS #3 (10-8)

SCARS / MARKS / TATTOOS				PHOTO	
<input type="text"/> <input type="text"/> <input type="text"/> <input type="text"/>				<input type="text"/> <input type="text"/> <input type="text"/> <input type="text"/>	
REASON:		1) GANG MEMBER 2) ALCOHOL INV/DRUNK 3) DRUG/TYPE 4) GANG MBR ASSOC 5) KNOWN FELON 6) LOTTER BUS 7) LOTTER REG 8) MATCH DESC SUSP BUS/VEH 9) PROWL/TRESPASS 10) ST/SLEEP IN VEH/OTHER 11) BULJ IN 415/DUSTJAN 12) SUSPICIOUS ACTIVITY 13) TRANSPORT 14) VEH STOP 15) OTHER:			
<input type="text"/> (USE NUMBER)		NARRATIVE: <input type="text"/> <input type="text"/> <input type="text"/> <input type="text"/>			
PROBATION: Y/N		PAROLE: Y/N		RELATED DRJ	
<input type="text"/>		<input type="text"/>		<input type="text"/>	
OFFENSE:		PWO NAME:		OUTSIDE AGENCY:	
<input type="text"/>		<input type="text"/>		<input type="text"/>	
GANG AFFILIATION:				1) CLAIMED 2) TATTOO 3) ASSOCIATE 4) OTHER:	
<input type="text"/>				<input type="text"/> (USE NUMBER)	
STATUS:		1) DRIVER 2) PASSENGER 3) ON FOOT (USE NUMBER) 4) BICYCLIST 5) OTHER:			
<input type="text"/>		<input type="text"/>			
VEH LIC#		STATE		YEAR MAKE MODEL	
<input type="text"/>		<input type="text"/>		<input type="text"/>	
BODY		COLOR		VEH MISC	
<input type="text"/>		<input type="text"/>		<input type="text"/>	
PRINT NAME AND ID.				OFFICER'S SIGNATURE	
<input type="text"/>				<input type="text"/>	

APPENDIX B

Step Act Memo Issued By Westminster Police Department

WESTMINSTER POLICE DEPARTMENT

INFORMATION BULLETIN

DATE: 05-21-92

STREET TERRORISM ENFORCEMENT AND PREVENTION ACT

The California Street Terrorism Enforcement and Prevention Act (STEP ACT) became law in September, 1988. The STEP ACT is California's comprehensive series of laws and procedures dealing with criminal street gang activity. Under certain limited circumstances, the STEP ACT makes active participation in a street gang a crime (Penal Code section 186.22(a)). Also a wide range of "enhancements" (additional sentence time tacked onto criminal convictions) was created by the STEP ACT for certain gang-related felonies (Penal Code section 186.22(b) and (c)).

Everyone interested in reducing gang crime is eager to apply the STEP ACT under as many circumstances as possible. Unfortunately, the STEP ACT is confusing, complex and difficult to prove. It rivals federal racketeering statutes in the effort necessary to prove the various elements of the crime and enhancements.

The above point is illustrated by looking at the necessary elements of the STEP ACT crime and enhancements:

ELEMENTS OF THE OFFENSE

PENAL CODE SECTION 186.22(a) PARTICIPATION = CRIME

1. Any person
2. who actively participates
3. in a "criminal street gang"
4. with "knowledge" that the gang's members engage in or have engaged in a "pattern of criminal gang activity"

and

5. who willfully promotes, furthers, or assists in any felonious criminal conduct by members of that gang

shall be punished by imprisonment in the county jail for a period not exceeding one year or in state prison for one, two, or three years.

ELEMENTS OF THE ENHANCEMENTS

PENAL CODE SECTION 186.22(b) FELONY SENTENCE ENHANCEMENT

1. Any person
2. who is convicted of a felony
3. where the underlying offense was for the
 - a. benefit of
 - b. at the direction of
 - c. or in association with

a "criminal street gang"

4. who acts with the specific intent to promote, further, or assist in any criminal conduct by gang members

shall upon conviction of the felony, in addition and consecutive to, be punished by an additional term of one, two, or three years or two, three, or four years if the underlying felony was committed on or within 1000 feet of a school.

shall remain in prison for a minimum of 15 years if the crime is punishable by life in prison.

Enhancement can be stricken in an unusual case - 186.22(d).

MISDEMEANOR OR FELONY SENTENCE ENHANCEMENT

PENAL CODE SECTION 186.22(c)

1. Any person
2. who is convicted of a crime punishable as a felony or as a misdemeanor (wobbler)
3. where the crime was for the
 - a. benefit of
 - b. at the direction of, or
 - c. in association with

a "criminal street gang"

4. who acts with the specific intent to promote, further, or assist in any criminal conduct by gang members,

shall be punished by imprisonment in the county jail for not more than one year but not less than 180 days if the underlying offense is a misdemeanor or by imprisonment in the state prison for one, two, or three years. If the court grants probation, a term shall be 180 days in the county jail,

shall receive as additional punishment one, two or three years if the underlying offense is a felony,

shall remain in prison for a minimum of 15 years if the crime is punishable by life in prison.

As highlighted above, the gang participation crime and the gang-related enhancements all require that the gang in question: 1) meets the STEP ACT definition of a "criminal street gang"; and 2) has participated in a "pattern of criminal gang activity." Each of the above requirements have their own several elements which must also be proven beyond a reasonable doubt:

"CRIMINAL STREET GANG" DEFINED

PENAL CODE SECTION 186.22(f)

"Criminal street gang" means:

1. Any ongoing organization, association, or group of three or more persons

AND

2. with its primary activity the commission of one or more of the following:

- a. ADW - P.C. 245
- b. Robbery
- c. Homicide or manslaughter
- d. Sale or possession for sale, transportation, manufacture, offer for sale, or offer to manufacture a controlled substance
- e. shooting at an inhabited dwelling or car
- f. arson
- g. witness intimidation - P.C. 136.1
- h. grand theft vehicle - P.C. 487h

AND

3. which has a common name or common identifying sign or symbol

AND

4. whose members individually or collectively engage or have engaged in a "pattern of criminal gang activity".

PATTERN OF CRIMINAL GANG ACTIVITY DEFINED

PENAL CODE SECTION 186.22(e)

"Pattern of criminal gang activity" means:

1. The commission, attempted commission or solicitation of two or more of the following:

- a. ADW - P.C. 245
- b. Robbery
- c. Homicide or manslaughter
- d. Sale or possession for sale, transportation, manufacture, offer for sale, or offer to manufacture a controlled substance
- e. shooting at an inhabited dwelling or car
- f. arson
- g. witness intimidation - P.C. 136.1
- h. grand theft vehicle - P.C. 487h

2. with one or more of the offenses occurring after September 26, 1988

AND

3. the last of those offenses occurred within three years after a prior offense

AND

4. the offenses were committed on separate occasions or by two or more persons.

Proving the various elements of the STEP ACT crime and enhancements requires substantial documentation of an area's active gangs, gang members and gang-related crimes. The required documentation must exist for both the gangs and the individual gang members. Further, the documentation's value is dependent upon freshness which in turn mandates continual updating.

To qualify a gang for STEP ACT prosecutions, a police officer witness with sufficient training, education and experience (i.e., "expert witness") is necessary to testify about a gang's existence, purpose and behavior. The expert's testimony must be supported, however, by reliable documentation. For example, proving that a gang meets the STEP ACT definition of a "Criminal Street Gang" requires: 1) certified copies of adult convictions or sustained juvenile petitions of the STEP ACT delineated crimes; 2) police reports regarding the crimes; 3) proof that the gang in question has three or more members; and, 4) evidence that the convicted defendants were members of the gang.

The above should show the vital link the patrol officer has to any STEP ACT prosecution. The necessary proof is usually generated at the street level during crime report taking, field interviews and informal contacts. It is therefore important to avoid conclusions in report writing and instead to state the reasons for the belief that an individual is a gang member or that a crime is gang related.

In court, only reliable evidence is admissible to prove that a given person is a gang member. Such evidence includes: 1) the person admitted membership in a gang; 2) the person lives in or frequents a particular gang's area, dresses in the gang's style of dress, uses the gang's hand signs, symbols, or tattoos, and associates with known members of the gang; or 3) the person has been arrested several times in the company of identified gang members for offenses which are consistent with usual gang activity. Usually only the officer who obtained the evidence of gang membership is allowed to testify about it.

Even though it is cumbersome, the STEP ACT can work. The more that the activity of a gang or a gang member is thoroughly documented in reports and F.I. cards, the easier a STEP ACT prosecution becomes. Moreover, whenever possible, gang activity should be documented.

APPENDIX C

STEP Act Notification Form



IN RE:
THE MATTER OF

NOTICE OF DETERMINATION
THAT _____
GANG IS A CRIMINAL STREET
GANG WITHIN THE MEANING OF
PENAL CODE SEC. 186.22

TO: MEMBERS/ASSOCIATES OF THE _____ GANG AND

NOTICE: _____ GANG is a criminal street gang engaging in a pattern of criminal street gang activity within the meaning of Penal Code Section 186.22. The gang has committed, attempted to commit or solicited two or more of the following offenses: 1) Assault with a deadly weapon, or by means likely to produce great bodily harm; 2) Robbery; 3) Murder or manslaughter; 4) Sale or possession for sale of narcotics and controlled substances; 5) Shooting into an inhabited dwelling or occupied motor vehicle; 6) Arson; 7) Witness intimidation; and 8) Vehicle grand theft. One or more of the offenses occurred after September 24, 1988 and the last of these offenses occurred within three years after a prior offense.

ACTIVE PARTICIPATION IN A CRIMINAL STREET GANG COULD RESULT IN IMPRISONMENT IN STATE PRISON FOR UP TO THREE YEARS.

PENAL CODE SECTION 186.22

DATED: _____



JAMES I. COOK
CHIEF OF POLICE
CITY OF WESTMINSTER
8200 WESTMINSTER
WESTMINSTER, CA 92683



MICHAEL SCHUMACHER
CHIEF PROBATION OFFICER
COUNTY OF ORANGE
909 N. MAIN ST.
SANTA ANA, CA 92701



MICHAEL CAPIZZI
DISTRICT ATTORNEY
COUNTY OF ORANGE
700 CIVIC CTR.DR.W.
SANTA ANA, CA 92702

APPENDIX D

Target Subject Selection Criteria

August 10, 1992

NIB #92-56
(revised)

To: Patrol

From: _____
Lt. Larry W. Woessner
Detective Commander

Subject: GANG MEMBER/ASSOCIATE TARGETING CRITERIA

The target list of the inter-agency gang unit is comprised of approximately 30-40 gang members and associates identified as such by the criteria listed in TDO #92-03. The targets selected are those gang members that pose or have posed a threat to the residents and business owners of the City of Westminster.

A file will be maintained on each targeted member which contains documentation as to identity, past criminal activity, gang verification, STEP notification, FIs, etc. to establish that the target meets any one of the criteria listed below. Each entry on the target list must be justified and approved of by the Detective Lieutenant. The target list will be updated monthly.

I. GANG ACTIVITY

- o Suspected, arrested or convicted (based on probable cause and/or information from reliable informants) in one or more of the following crimes:
 - 1) Assault with a deadly weapon or by means of force likely to produce great bodily injury; 2) Robbery; 3) Murder or manslaughter; 4) The sale, possession for sale, transportation, manufacture, offer for sale, or offer to manufacture narcotics or controlled substances; 5) Shooting at an inhabited dwelling or occupied motor vehicle; 6) Arson; 7) The intimidation of witnesses/victims; and 8) Vehicle grand theft; 9) Any other serious felony.
- o Conspiring to commit or soliciting the commission of one or more of the above crimes.
- o Active participation in a criminal street gang as defined in California Penal Code Section 186.22 (Street Terrorism Enforcement and Prevention Act-"STEP ACT.")

II. GANG RELATED PROBATION VIOLATIONS ("GANG TERMS")

- o e.g., associating with gang members, presence in known gang area, wearing of gang attire, curfew, weapons possession.

III. GANG LEADERSHIP/ORGANIZATION ABILITY

- o Known for selecting targets for gang activities.
- o Fellow gang members/associates look to this person for guidance upon contact by police.
- o Makes initial contact with group of gang members/associates before group commits criminal acts.
- o Reputation among own gang or rival gangs as a leader.

IV. SOPHISTICATION LEVEL

- o Participant elaborately planned/executed criminal act.
- o Participant in premeditated/deliberate violent criminal acts.

V. VIOLENCE LEVEL

- o Assaultive prior offense(s).
- o Prior weapons offense(s).
- o Reputation among own gang or rival gang.

VI. DRUG SALES

- o Active participant in the sale, possession for sale, transportation, manufacture, offer for sale or offer to manufacture controlled substances as defined in Sections 11054, 11055, 11056, 11057, and 11058 of the Health and Safety Code.
- o Member or associate of a gang that actively engages in the above conduct.

ADDITION TO AND REMOVAL FROM THE TARGET LIST

- o Members will be added to or removed from the target list at the discretion of the gang unit based on the current activity level of the targeted subject. Target members will be moved from active to non-active on the target list at such point that the member is in custody by another agency, or the member/associate has shown to be non-active in the gang for a period of time as evidenced by a decrease in police contacts, arrests, of affiliation with other gang members.

A subject deemed "non-active" may be reclassified as "active" when arrested or named as a suspect in a serious felony.

APPENDIX E

Comparison of Probation Department Gang Supervision Services

ORANGE COUNTY
PROBATION DEPARTMENT

TO: Lt. Larry Woessner
 FROM: Colleene E. Hodges *CH*
 DATE: March 30, 1992
 SUBJECT: Comparison Between Westminster Gang Team versus Probation GVS Unit versus Regular Probation Supervision

	WESTMINSTER Gang Team	PROBATION GVS Unit	REGULAR GENERIC Probation Supervision
Intake & Case Assignment	Hand-picked Hard core & Active Intensive supervision	Hand-picked Hard core & Active Intensive supervision	Must take all cases - Can control supervision level
Misdemeanor	Approx. 5%	Approx 5%	Adult Juvenile Approx. 25% 25%
Felony	Approx 95%	Approx 95%	Approx. 75% 75%
Gang Involvement	Hard core members	Hard core members or hard core assoc.	Not a criteria
Terms of Probation	Most have gang terms.	Almost all have gang terms.	Approx. 25%
Probationer Contacts	Frequent	Frequent	Varies on case
Team with Police	Routine teamed as formal member of unit.	Frequent	Occasional - Risk situation cases only
Proactive Patrol Suppression	Routine & frequent	Routine & frequent	Rare - almost never

Consultation with DDA	High level up to Daily	Case by case only Periodic	Occasional - rare
Probation Searches	Frequent & routine	Frequent & routine	Occasional Active-high profile cases only
Search Warrants	Frequent	Sometimes - special cases	Rare
Activities re: Expertise Public speaking Testifying Trainer	Frequent	Frequent	Rare

ch3-30.4

APPENDIX F

Data Definitions Used in the Database of Target Subjects

**THE WESTMINSTER POLICE DEPARTMENT
CRIMINAL JUSTICE RESEARCH DATABASE**

**Membership, Criminal Activity and Suppression Efforts
of Selected Members of Criminal Street Gangs**

This database contains information representing a comprehensive set of data elements regarding membership, criminal activity, and suppression efforts of members of criminal street gangs.

The Westminster Police Department, The Orange County District Attorney's office and the Orange County Probation Department recently entered into a Memorandum of Understanding establishing an interagency program. The purpose of which is to ensure a well-coordinated effort aimed at decreasing gang crime by focusing on selected gangsters believed to be of greatest threat to the community. The Tri-Agency Resource Gang Enforcement Team (TARGET) collects information on the membership and criminal activities of Target subjects as well as crime suppression efforts directed toward them. The purpose of this information is to increase the Agency's understanding of gangster criminal behavior and to evaluate the effectiveness of this innovative approach to fighting gang crime.

Information is consistently collected on a wide range of data elements including criminal history, possession and use of weapons, and results of prosecution and efforts. These data are stored in free-field numeric codes which permit not only sorts and counts, but unlimited statistical analyses on Macintosh systems, translated to a MS-DOS file for IBM compatible software, or uploaded to mainframe systems.

This document contains both a detailed description of each data element and a layout of data entry fields used in the database construction.

TRACKING DATABASE DEFINITIONS

ITEM

2. P.D. (ARREST) NUMBER

Assigned to an individual when arrested or taken into protective custody (child) or when record check and fingerprints are done on potential employees. It is issued by the Identification Bureau within the police department. This original number stays with the individual for his/her lifetime.

3. STUDY NUMBER

Individual number assigned to each Target subject included in study. Assigned by gang unit personnel. It will remain with the case through the entire study.

4. DATE SELECTED AS TARGET

Day, month, and year a Target individual was justified and approved by the Detective Lieutenant.

5. PRIMARY GANG AFFILIATION

Number assigned by Orange County Probation Department for each individual gang identified by authorities. This number was created to be utilized in the General Reporting Evaluation and Tracking (GREAT) system. Gang affiliation is determined by whether an individual meets one or more of the six criteria as specified in the "Gang Activity Reporting" Policy.

6. POSITION IN GANG

Determined by observations by police personnel. This information taken from various records in which police personnel have described the position of the individual within the gang. This label may be a somewhat subjective assessment on the part of the gang unit personnel reading these records. Sometimes the position of an individual is implied in official records rather than explicitly stated.

- (1) Leader: Criteria outlined in "Gang Member/Associate Targeting Criteria" Policy, part III.
- (2) Hardcore: Active member but not a leader.
- (3) Associate: When there are strong indications that an individual has a close relationship with a gang but does not fit the criteria for gang membership shall be identified as a "gang associate."
- (7) Don't know: Position within a gang is not confirmed or is not known.

7. ACTIVITY STATUS

Status of an individual with regard to the Target list.

- (1) Active: The individual is not in custody and is believed to be actively involved in gang activities because he met the Target criteria.
- (2) In custody with trial pending.
- (3) Moved out of area.
- (4) Deceased: Died while on Target list.

- | | | | |
|------|---------------------|---|--------------|
| (5) | No longer a Target: | Removed from the Target list. Criteria for removal is currently being determined. | Criteria for |
| (6) | Reformed: | Criteria currently being determined. | |
| (7) | Prison | | |
| (8) | Jail | | |
| (9) | CYA: | California Youth Authority | |
| (10) | Other | | |
| (11) | OCJH: | Orange County Juvenile Hall | |
| (77) | Don't Know | | |

8. SECONDARY GANG AFFILIATION

Same information at Item #5 in cases where an individual has met the same criteria in connection with a second gang.

9 - 12. CITY OF RESIDENCE, RACE, GENDER, DATE OF BIRTH

Determined by gang unit personnel from source records such as arrest records, crime reports, rap sheet, etc. This information is considered reliable and valid.

9. CITY OF RESIDENCE

- | | | | |
|-----|-----------------|-----|------------------|
| (1) | Westminster | (6) | Anaheim |
| (2) | Santa Ana | (7) | Huntington Beach |
| (3) | Garden Grove | (8) | Midway City |
| (4) | Orange | (9) | Other |
| (5) | Fountain Valley | | |

10. RACE

- | | | | |
|-----|----------|-----|---------|
| (1) | Asian | (5) | Samoan |
| (2) | Hispanic | (6) | Other |
| (3) | White | (7) | Unknown |
| (4) | Black | | |

11. GENDER

- | | | | |
|-----|------|-----|--------|
| (1) | Male | (2) | Female |
|-----|------|-----|--------|

12. DATE OF BIRTH (DDMMYY)

13. MONIKER

HISTORY PRIOR TO TARGET SELECTION

1. KNOWN FAMILY GANG MEMBER(S)

Determined by gang unit personnel from source records. This information is not systematically recorded, but if mentioned in source records, then it is recorded. This information is suitable for descriptive purposes, but not research purposes.

(1) No (2) Yes

2. MOST SERIOUS ARREST

Information provided by Deputy District Attorney or RAP Sheet.
BCS code = Bureau of Criminal Statistics Code. Ranked in order of seriousness.

3. VICTIM IN A VIOLENT CRIME

Information provided by source records.

(1) No (2) Yes (7) Don't Know

4. WITNESS IN A VIOLENT CRIME

Information provided by source records.

(1) No (2) Yes (7) Don't Know

5. SUSPECT IN A VIOLENT CRIME

Information provided by source records.

(1) No (2) Yes (7) Don't Know

6. FIREARM WEAPONS KNOWN TO POLICE

Information provided by police/gang unit personnel from source records.

(1) No (6) Assault Weapon
(3) Handgun (7) Other
(4) Shotgun (8) Unknown
(5) Rifle

7. NON-FIREARM WEAPONS KNOWN TO POLICE

Information provided by police/gang unit personnel from source records.

(1) Knives (5) Vehicle
(2) Stabbing tools (6) Other
(3) Clubs (7) None
(4) Fist/feet

ARREST HISTORY SINCE TARGET SELECTION

1. MOST SERIOUS ARREST: FIRST INCIDENT; SECOND INCIDENT; THIRD INCIDENT;
FOURTH INCIDENT

Information provided by gang unit personnel from source records.
BCS Code = Bureau of Criminal Statistics Code. Ranked in order of seriousness.

2. MOST SERIOUS CHARGE: FIRST INCIDENT; SECOND INCIDENT; THIRD INCIDENT;
FOURTH INCIDENT

Information provided by gang unit personnel from source records.
BCS Code = Bureau of Criminal Statistics Code. Ranked in order of seriousness.

3. CASE DISPOSITION: FIRST INCIDENT; SECOND INCIDENT; THIRD INCIDENT;
FOURTH INCIDENT

Information provided by Deputy District Attorney.

- | | | |
|-----|----------------------------------|------|
| 1. | Pled guilty to charge | (04) |
| 2. | Pled guilty to lesser charge | (05) |
| 3. | Found guilty by court | (06) |
| 4. | Found not guilty by court | (07) |
| 5. | Found guilty by jury | (08) |
| 6. | Found not guilty by jury | (09) |
| 7. | Case dismissed | (10) |
| 8. | Prosecution in progress | (11) |
| 9. | Case transferred to another unit | (99) |
| 10. | N/A | (00) |

4. FIREARM USED: FIRST INCIDENT; SECOND INCIDENT; THIRD INCIDENT;
FOURTH INCIDENT

Information provided by gang unit personnel from source records.

- | | | | |
|-----|---------|-----|----------------|
| (1) | No | (6) | Assault Weapon |
| (3) | Handgun | (7) | Other |
| (4) | Shotgun | (8) | Unknown |
| (5) | Rifle | | |

5. AGENCY: FIRST INCIDENT; SECOND INCIDENT; THIRD INCIDENT;
FOURTH INCIDENT

Information provided by gang unit personnel from source records.

- | | |
|-----|---|
| (1) | Westminster Police Department |
| (2) | Westminster Police Department/Gang Unit |
| (3) | Other - Orange County Agency |
| (4) | Other - Los Angeles County Agency |

PAROLE/PROBATION STATUS

1. CURRENTLY ON PAROLE OR PROBATION
 - (0) Not on Probation/Parole
 - (1) Adult/Court Probation: Adult on probation only with court and is not assigned to the Probation Department.
 - (2) Adult/No supervision: Adult placed on probation through the Probation Department, but does not report to a probation officer.
 - (3) Adult/Supervision: Adult assigned to probation through Probation Department and assigned a Probation Officer to report to.
 - (4) Adult/Supervision/Gang Terms: Same as #3 with Gang Terms added. Gang Terms specify restrictions in associating with gang members.
 - (5) Adult/Unknown: Unknown if on probation or not.
 - (6) Juvenile/Informal: Juvenile charged with offense, not sent to court, handled informally through Probation Department with no Probation Officer to report to.
 - (7) Juvenile/No Supervision: Juvenile charged and convicted through court process. Placed on formal probation but no Probation Officer to report to. May have restitution to make and certain terms to conform to.
 - (8) Juvenile/Supervision: Juvenile charged, convicted through court, assigned probation terms and Probation Officer to report to.
 - (9) Juvenile/Supervision/Gang Terms: Same as #8 with Gang Terms added. Juvenile gang terms forbid juvenile from associating with gang members.
 - (10) Juvenile/Unknown: Unknown if on probation or not.
 - (19) Parole
2. PAROLE/PROBATION NUMBER
3. DAY, MONTH, AND YEAR PROBATION STARTED
4. NUMBER OF PROBATION GRANTS PRIOR TO TARGET SELECTION
5. PAROLE/PROBATION TERMINATION
 1. Current (11)
 2. Adult - In Custody (12) If in custody, can not report to Probation Officer; under authority of court.
 3. Adult - Time Expired (13) Term of probation expired.
 4. Adult - Warrant (14)
 5. Juvenile - Of Age (15) Probation expired because juvenile became an adult.
 6. Juvenile - In Custody (16) If in custody, can not report to Probation Officer; under authority of court.
 7. Juvenile - Court/Other (17) Ordered off probation by court.
 8. N/A (18) Was never on probation.
6. DAY, MONTH, AND YEAR OF PAROLE/PROBATION TERMINATION
7. TOTAL NUMBER OF PROBATION SEARCHES

Determined by gang unit personnel from source records or from the Probation Officers. These records cover an amount of time which varies from case to case depending on records available.

- A. Number of times firearms found
- B. Number of times non-firearm weapons found
- C. Number of times drugs found
- D. Number of times stolen property found
- E. Number of times gang paraphernalia found
- F. Number of negative searches

8. TOTAL NUMBER OF PAROLE/PROBATION VIOLATIONS

Determined by gang unit personnel from source records or from the Probation Officers. These records cover an amount of time which varies from case to case depending on records available.

- A. Number of technical violations: Violation of basic terms of probation
- B. Number of gang-related violations: Violation of gang-related terms of probation
- C. Number of weapons violations
- D. Number of new law violations: Committed new crime

9. WAS INDIVIDUAL ON PROBATION BEFORE TARGET SELECTION

Information provided by Probation Officer

- 1. Before Target (7)
- 2. After Target (8)
- 3. Not a Target (9)

10. TOTAL NUMBER OF TIMES ON PROBATION TO DATE

Information provided by Probation Officer.

11. TOTAL NUMBER OF MONTHS ON PROBATION TO DATE

Information provided by Probation Officer.

12. TOTAL NUMBER OF PROBATION VIOLATIONS TO DATE

Information provided by Probation Officer.

13. NUMBER OF TIMES ON PAROLE BEFORE TARGET SELECTION

Information provided by police/gang unit personnel from source records.

14. HISTORY OF FIREARM USE

Information provided by police/gang unit personnel from source records.

- (1) No
- (2) Yes

15. HISTORY OF FIREARM POSSESSION

Information provided by source records.

- (1) No
- (2) Yes

16. ON PROBATION FOR FIREARM USE

Information provided by Probation Officer

(1) No (2) Yes

17. ON PROBATION FOR FIREARM POSSESSION

Information provided by Probation Officer

(1) No (2) Yes

18. NUMBER OF KNOWN HANDGUNS

Information provided by Probation Officer

19. NUMBER OF KNOWN SHOTGUNS/RIFLES

Information provided by Probation Officer

20. CURRENT SCHOOL STATUS

Information provided by Probation Officer

(1) High School (4) Drop-out/Truant
(2) Continuation School (5) Adult
(3) Youth Institution (6) Unknown

MOST CURRENT GANG UNIT PROSECUTION

1. WESTMINSTER POLICE DEPARTMENT CASE NUMBER
2. COURT NUMBER
3. DISTRICT ATTORNEY NUMBER
- 3A. CARRY OVER CASE FROM PREVIOUS PERIOD
4. DAY, MONTH, AND YEAR OF CRIME
- 4A. DAY, MONTH, AND YEAR OF FILING
5. MOST SERIOUS CHARGE

Information provided by Deputy District Attorney on staff in the gang unit.

BCS Code = Bureau of Criminal Statistics Code. Ranking of offenses in order of seriousness.

6. SECOND MOST SERIOUS CHARGE FILED
Same as #5.
7. THIRD MOST SERIOUS CHARGE FILED
Same as #5.
8. FOURTH MOST SERIOUS CHARGE FILED

Same as #5.

9. GANG ENHANCEMENTS FILED

Information provided by Deputy District Attorney.

Gang Enhancements are charges filed if a crime is committed under the direction of, for the benefit of, or in association with a street gang. Enhancements add additional time to a sentence following a conviction.

10. WEAPONS USED ENHANCEMENTS FILED

Information provided by Deputy District Attorney.

Weapons Used Enhancements are charges filed if a weapon is used in the commission of a crime. Enhancements add additional time to a sentence following a conviction.

11. WEAPONS POSSESSION ENHANCEMENTS FILED

Information provided by Deputy District Attorney.

Weapons Possession Enhancements are charges filed if the defendant committed a crime with a weapon in his/her possession.

12. FIRST CONVICTION/SUSTAINED PETITION

Information provided by Deputy District Attorney

BCS Code = Bureau of Criminal Statistics Code. Ranking of offenses in order of seriousness.

13. SECOND CONVICTION/SUSTAINED PETITION

Same as #12.

14. THIRD CONVICTION/SUSTAINED PETITION

Same as #12.

15. FOURTH CONVICTION/SUSTAINED PETITION

Same as #12.

16. CURRENT PROSECUTION STATUS

Information provided by Deputy District Attorney

(0)	No charges	(2)	Complete
(1)	Pending	(3)	Unknown

17. CASE DISPOSITION

Information provided by Deputy District Attorney

1.	Pled guilty to charge	(04)	6.	Found not guilty by jury	(09)
2.	Pled guilty to lesser charge	(05)	7.	Case dismissed	(10)
3.	Found guilty by court	(06)	8.	Prosecution in progress	(11)
4.	Found not guilty by court	(07)	9.	Case transferred to another unit	(99)
5.	Found guilty by jury	(08)	10.	N/A	(00)

18. INCARCERATION FACILITY

Information provided by Deputy District Attorney

1. State Prison	(12)	4. County Jail	(15)
2. Federal Prison	(13)	5. House Arrest	(16)
3. California Youth Authority	(14)	6. Juvenile Hall/Local youth institution	(17)

19. TOTAL TIME TO SERVE (MONTHS)

Information provided by Deputy District Attorney

20. PROBATION AS RESULT OF PROSECUTION

Information provided by Deputy District Attorney

(1) No (2) Yes

PROSECUTION HISTORY AFTER TARGET SELECTION

1. MOST SERIOUS CHARGE: SECOND MOST RECENT CASE, THIRD MOST RECENT CASE

Information provided by Deputy District Attorney on staff in gang unit.
BCS Code = Bureau of Criminal Statistics Code. Ranking of offenses in order of seriousness.

2. DISPOSITION: SECOND MOST RECENT CASE, THIRD MOST RECENT CASE

Information provided by Deputy District Attorney on staff in gang unit.

1. Pled guilty to charge	(04)	6. Found not guilty by jury	(09)
2. Pled guilty to lesser charge	(05)	7. Case dismissed	(10)
3. Found guilty by court	(06)	8. Prosecution in progress	(11)
4. Found not guilty by court	(07)	9. Case transferred to another unit	(99)
5. Found guilty by jury	(08)	10. N/A	(00)

TARGET SUBJECT DATA ENTRY

1. TRACKING DATABASE

1. SUBJECT'S NAME (LAST, FIRST):	<input style="width: 95%;" type="text"/>	<input style="width: 95%;" type="text"/>
2. PD (ARREST) #	<input style="width: 100%;" type="text"/>	
3. STUDY NUMBER	S- <input style="width: 100%;" type="text"/>	
4. DDMMYY SELECTED AS TARGET	<input style="width: 100%;" type="text"/>	
5. PRIMARY GANG AFFILIATION	<input style="width: 100%;" type="text"/>	<input style="width: 100%;" type="text"/>
6. POSITION IN GANG	<input style="width: 100%;" type="text"/>	<input style="width: 100%;" type="text"/>
7. ACTIVITY STATUS	<input style="width: 100%;" type="text"/>	<input style="width: 100%;" type="text"/>
8. SECONDARY GANG AFFILIATION	<input style="width: 100%;" type="text"/>	<input style="width: 100%;" type="text"/>
9. CITY OF RESIDENCE	<input style="width: 100%;" type="text"/>	<input style="width: 100%;" type="text"/>
10. RACE	<input style="width: 100%;" type="text"/>	<input style="width: 100%;" type="text"/>
11. GENDER	<input style="width: 100%;" type="text"/>	<input style="width: 100%;" type="text"/>
12. DDMMYY OF BIRTH	<input style="width: 100%;" type="text"/>	
13. MONIKER	<input style="width: 100%;" type="text"/>	

2. HISTORY PRIOR TO TARGET SELECTION

1. KNOWN FAMILY GANG MEMEBER(S) (YES/NO)	<input style="width: 95%;" type="text"/>	<input style="width: 95%;" type="text"/>
2. MOST SERIOUS ARREST	<input style="width: 100%;" type="text"/>	<input style="width: 100%;" type="text"/>
3. VICTIM IN A VIOLENT CRIME (YES/NO)	<input style="width: 100%;" type="text"/>	<input style="width: 100%;" type="text"/>
4. WITNESS IN A VIOLENT CRIME (YES/NO)	<input style="width: 100%;" type="text"/>	<input style="width: 100%;" type="text"/>
5. SUSPECT IN A VIOLENT CRIME (YES/NO)	<input style="width: 100%;" type="text"/>	<input style="width: 100%;" type="text"/>
6. FIREARM WEAPONS KNOWN TO POLICE (NO/TYPE)	<input style="width: 100%;" type="text"/>	<input style="width: 100%;" type="text"/>
7. NON-FIREARM WEAPONS KNOWN TO POLICE (NO/TYPE)	<input style="width: 100%;" type="text"/>	<input style="width: 100%;" type="text"/>

3. ARREST HISTORY SINCE TARGET SELECTION

	MOST CURRENT INCIDENT	2ND INCIDENT	3RD INCIDENT	4TH INCIDENT
1. MOST SERIOUS ARREST	<input style="width: 50%;" type="text"/>	<input style="width: 50%;" type="text"/>	<input style="width: 50%;" type="text"/>	<input style="width: 50%;" type="text"/>
2. MOST SERIOUS CHARGE	<input style="width: 50%;" type="text"/>	<input style="width: 50%;" type="text"/>	<input style="width: 50%;" type="text"/>	<input style="width: 50%;" type="text"/>
3. CASE DISPOSITION	<input style="width: 50%;" type="text"/>	<input style="width: 50%;" type="text"/>	<input style="width: 50%;" type="text"/>	<input style="width: 50%;" type="text"/>
4. FIREARM USED	<input style="width: 50%;" type="text"/>	<input style="width: 50%;" type="text"/>	<input style="width: 50%;" type="text"/>	<input style="width: 50%;" type="text"/>
5. AGENCY	<input style="width: 50%;" type="text"/>	<input style="width: 50%;" type="text"/>	<input style="width: 50%;" type="text"/>	<input style="width: 50%;" type="text"/>

TARGET SUBJECT DATA ENTRY

4. PAROLE/PROBATION STATUS	<input style="width: 100%;" type="text"/>		<input style="width: 100%;" type="text"/>
1. CURRENTLY ON PAROLE/PROBATION (NO/SPECIFY)	<input style="width: 80%;" type="text"/>		<input style="width: 15%;" type="text"/>
2. PROBATION NUMBER	<input style="width: 100%;" type="text"/>		
PAROLE NUMBER	<input style="width: 100%;" type="text"/>	<u>AFTER TARGET</u>	<u>BEFORE TARGET</u>
3. DDMMYY MOST RECENT PAROLE/PROBATION STARTED	<input style="width: 100%;" type="text"/>		<input style="width: 100%;" type="text"/>
4. NUMBER OF PROBATION GRANTS PRIOR TO TARGET SELECTION			<input style="width: 100%;" type="text"/>
5. PAROLE/PROBATION TERMINATION (NO/WHY)	<input style="width: 80%;" type="text"/>	<input style="width: 15%;" type="text"/>	<input style="width: 80%;" type="text"/>
6. DDMMYY OF PAROLE/PROBATION TERMINATION	<input style="width: 100%;" type="text"/>		<input style="width: 100%;" type="text"/>
7. TOTAL NUMBER OF PROBATION SEARCHES	<input style="width: 100%;" type="text"/>		
7A. NUMBER OF TIMES FIREARMS FOUND	<input style="width: 100%;" type="text"/>		
7B. NUMBER OF TIMES NON-FIREARM WEAPONS FOUND	<input style="width: 100%;" type="text"/>		
7C. NUMBER OF TIMES DRUGS FOUND	<input style="width: 100%;" type="text"/>		
7D. NUMBER OF TIMES STOLEN PROPERTY FOUND	<input style="width: 100%;" type="text"/>		
7E. NUMBER OF TIMES GANG PARAPHERNALIA FOUND	<input style="width: 100%;" type="text"/>		
7F. NUMBER OF NEGATIVE SEARCHES	<input style="width: 100%;" type="text"/>		
8. TOTAL NUMBER OF OF PAROLE/PROBATION VIOLATIONS	<input style="width: 100%;" type="text"/>		<input style="width: 100%;" type="text"/>
8A. NUMBER OF TECHNICAL VIOLATIONS	<input style="width: 100%;" type="text"/>		<input style="width: 100%;" type="text"/>
8B. NUMBER OF GANG-RELATED VIOLATIONS	<input style="width: 100%;" type="text"/>		<input style="width: 100%;" type="text"/>
8C. NUMBER OF WEAPONS VIOLATIONS	<input style="width: 100%;" type="text"/>		<input style="width: 100%;" type="text"/>
8D. NUMBER OF NEW LAW VIOLATIONS	<input style="width: 100%;" type="text"/>		<input style="width: 100%;" type="text"/>
9. WAS INDIVIDUAL ON PROBATION BEFORE TARGET SELECTION			<input style="width: 15%;" type="text"/>
10. TOTAL NUMBER OF TIMES ON PROBATION TO DATE	<input style="width: 100%;" type="text"/>		<input style="width: 100%;" type="text"/>
11. TOTAL NUMBER OF MONTHS ON PROBATION TO DATE	<input style="width: 100%;" type="text"/>		<input style="width: 100%;" type="text"/>
12. NUMBER OF TIMES ON PAROLE BEFORE TARGET SELECTION			<input style="width: 100%;" type="text"/>
13. HISTORY OF FIREARM USE (YES/NO)	<input style="width: 40%;" type="text"/>	<input style="width: 15%;" type="text"/>	<input style="width: 40%;" type="text"/>
14. HISTORY OF FIREARM POSSESSION (YES/NO)	<input style="width: 40%;" type="text"/>	<input style="width: 15%;" type="text"/>	<input style="width: 40%;" type="text"/>
15. ON PROBATION FOR FIREARM USE (YES/NO)	<input style="width: 40%;" type="text"/>	<input style="width: 15%;" type="text"/>	<input style="width: 40%;" type="text"/>
16. ON PROBATION FOR FIREARM POSSESSION (YES/NO)	<input style="width: 40%;" type="text"/>	<input style="width: 15%;" type="text"/>	<input style="width: 40%;" type="text"/>
17. NUMBER OF KNOWN HANDGUNS	<input style="width: 100%;" type="text"/>		<input style="width: 100%;" type="text"/>
18. NUMBER OF KNOWN SHOTGUNS/RIFLES	<input style="width: 100%;" type="text"/>		<input style="width: 100%;" type="text"/>
19. SCHOOL STATUS	<input style="width: 80%;" type="text"/>		<input style="width: 15%;" type="text"/>

TARGET SUBJECT DATA ENTRY

5. MOST CURRENT GANG UNIT PROSECUTION

1. WPD CASE NUMBER	<input style="width: 100%;" type="text"/>	
2. COURT NUMBER	<input style="width: 100%;" type="text"/>	
3. DA NUMBER	<input style="width: 100%;" type="text"/>	
3A. CARRY OVER CASE	<input style="width: 100%;" type="text"/>	<input style="width: 40px;" type="checkbox"/>
4. DDMMYY OF CRIME	<input style="width: 100%;" type="text"/>	
4A. DDMMYY OF FILING	<input style="width: 100%;" type="text"/>	
5. MOST SERIOUS CHARGE FILED	<input style="width: 100%;" type="text"/>	<input style="width: 40px;" type="checkbox"/>
6. SECOND MOST SERIOUS CHARGE FILED	<input style="width: 100%;" type="text"/>	<input style="width: 40px;" type="checkbox"/>
7. THIRD MOST SERIOUS CHARGE FILED	<input style="width: 100%;" type="text"/>	<input style="width: 40px;" type="checkbox"/>
8. FOURTH MOST SERIOUS CHARGE FILED	<input style="width: 100%;" type="text"/>	<input style="width: 40px;" type="checkbox"/>
9. GANG ENHANCEMENTS FILED	<input style="width: 100%;" type="text"/>	<input style="width: 40px;" type="checkbox"/>
10. WEAPONS USE ENHANCEMENTS FILED	<input style="width: 100%;" type="text"/>	<input style="width: 40px;" type="checkbox"/>
11. WEAPONS POSSESSION ENHANCEMENTS FILED	<input style="width: 100%;" type="text"/>	<input style="width: 40px;" type="checkbox"/>
12. FIRST CONVICTION/SUSTAINED PETITION	<input style="width: 100%;" type="text"/>	<input style="width: 40px;" type="checkbox"/>
13. SECOND CONVICTION/SUSTAINED PETITION	<input style="width: 100%;" type="text"/>	<input style="width: 40px;" type="checkbox"/>
14. THIRD CONVICTION/SUSTAINED PETITION	<input style="width: 100%;" type="text"/>	<input style="width: 40px;" type="checkbox"/>
15. FOURTH CONVICTION/SUSTAINED PETITION	<input style="width: 100%;" type="text"/>	<input style="width: 40px;" type="checkbox"/>
16. CURRENT PROSECUTION STATUS	<input style="width: 100%;" type="text"/>	<input style="width: 40px;" type="checkbox"/>
17. CASE DISPOSITION	<input style="width: 100%;" type="text"/>	<input style="width: 40px;" type="checkbox"/>
18. INCARCERATION FACILITY	<input style="width: 100%;" type="text"/>	<input style="width: 40px;" type="checkbox"/>
19. TOTAL TIME TO SERVE (MONTHS)	<input style="width: 100%;" type="text"/>	
20. PROBATION AS RESULT OF PROSECUTION	<input style="width: 100%;" type="text"/>	<input style="width: 40px;" type="checkbox"/>

6. PROSECUTION HISTORY AFTER TARGET SELECTION

	SECOND MOST RECENT CASE	THIRD MOST RECENT CASE
1. MOST SERIOUS CHARGE	<input style="width: 100%;" type="text"/>	<input style="width: 100%;" type="text"/>
2. DISPOSITION	<input style="width: 100%;" type="text"/>	<input style="width: 100%;" type="text"/>