

155330

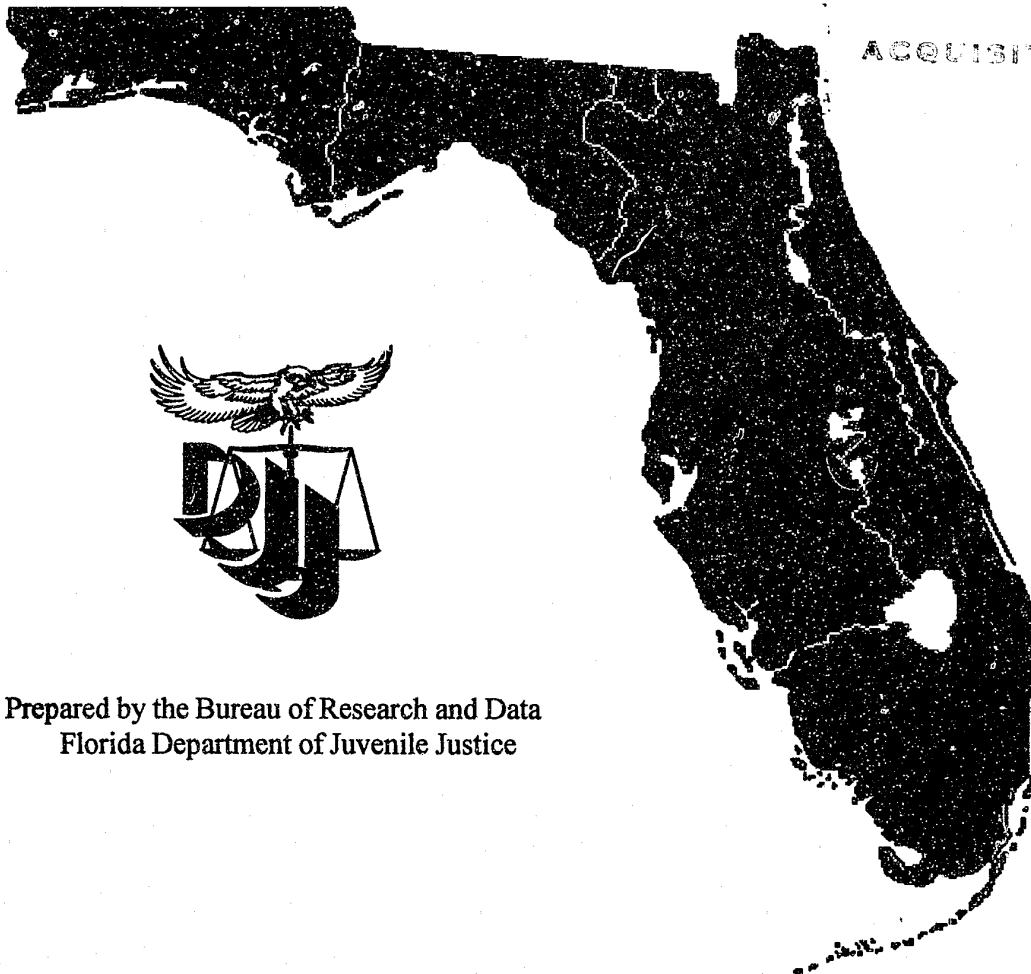
# JUVENILE JUSTICE OUTCOME EVALUATION REPORT

1993-94

NCJRS

JUL 19 1995

ACQUISITIONS



Prepared by the Bureau of Research and Data  
Florida Department of Juvenile Justice

April 1995

Lawton Chiles  
Governor

Calvin Ross  
Secretary

## TABLE OF CONTENTS

	PAGE
<b>Table of Contents</b>	iii
<b>Acknowledgments</b>	iv
<b>Executive Summary</b>	E-1
<b>Introduction</b>	I-1
<b>Children in Need of Services/Families in Need of Services</b>	
o CINS/FINS Services (Runaway and Troubled Youth Services)	1-1
o Hurricane Island Outward Bound	2-1
o Practical and Cultural Education (PACE) Center for Girls	3-1
<b>Prevention and Diversion Services</b>	
o Intensive Learning Alternatives Program (ILAP)	4-1
o Juvenile Alternative Services Program (JASP)	5-1
<b>Juvenile Justice Programs</b>	
o Eckerd Wilderness Camp Program	6-1
o Delinquency Intake	7-1
o Home Detention	8-1
o Secure Detention	9-1
o Community Control	10-1
o CREST Services, Inc.	11-1
o Nonresidential Community-Based Commitment Programs	12-1
o Low Risk Residential Community-Based Commitment Programs	13-1
o Moderate Risk Residential Community-Based Commitment Programs	14-1
o High Risk Residential Community-Based Commitment Programs	15-1
o Post Placement Services	16-1
<b>Appendix</b>	
<b>Juvenile Justice Expenditure Tables by District</b>	A-1

155330

U.S. Department of Justice  
National Institute of Justice

This document has been reproduced exactly as received from the person or organization originating it. Points of view or opinions stated in this document are those of the authors and do not necessarily represent the official position or policies of the National Institute of Justice.

Permission to reproduce this copyrighted material has been granted by

Florida Department of Juvenile  
Justice

to the National Criminal Justice Reference Service (NCJRS).

Further reproduction outside of the NCJRS system requires permission of the copyright owner.

## ACKNOWLEDGMENTS

The Department of Juvenile Justice wishes to acknowledge the contributions made by the following parties in the production of this report:

Vicki Dritsos, Scott Boudet, Abbas Darabi, Steven Walters-Chapman, Julia Blankenship, Paula Polhill, Carlos Martinez, Tony Dewees for authoring sections of this report and computer programming.

The Department of Corrections for supplying information to make the recidivism analysis of this document more complete.

Tom Scott, Nathan Epps, Liz Cass, Jacquelyn Thomas, Jenease McCree, Sharon Jenkins, Karen Turner and Cindy McNeely for their expert proofing, editing and guidance.

John Trott for technical assistance with data from the Florida Assessment Classification and Tracking System (FACTS).

Tim Sadberry for his analysis of program expenditure data and interpretation of SAMAS runs.

John Buckley and Debbie McAlpin for their continuing management information systems application and programming support.

Ted Tollett for his thoughtful, continuing support and encouragement.

Calvin Ross, Woodrow Harper, George Hinchliffe and David Smith for their commitment to integrity and quality and their belief in the department's responsibility to produce this document.

O.B. Stander and Pamala Dulin from the Associated Marine Institutes; Chris Card and JoAnn Harrell from the Florida Network; Roberta Rubin and Pat Fried from Eckerd Family Youth Alternatives; and other contracted providers who worked with outcome evaluation staff and shared data from their respective data systems.

The juvenile justice staff for providing data, interpretation, information and comments; the many juvenile justice administrative management staff who were called upon to supply information and to review products, for their tolerance and prompt response; and the direct service staff and contractual providers for their help with supplying and interpreting information.

The Florida Legislature for their wisdom in creating the Juvenile Justice Outcome Report through legislation and for their continued interest in outcome evaluation and quality assurance.

## **EXECUTIVE SUMMARY**

### **DJJ OUTCOME EVALUATION REPORT FOR FY 1993-94**

The Department of Juvenile Justice (DJJ) Bureau of Research and Data assessed the results of the services the department provided or purchased during FY 1993-94. There were more than 300,000 service initiations in delinquency programs during the year. This process of assessing the results of our programs is known as outcome evaluation. The status report which presents this outcome assessment is unique in the nation, first, for its focus on following up on outcomes for clients and, second, for its comprehensive scope. This outcome evaluation system was established under a far-reaching mandate by the Florida Legislature in 1986. No other state is able to provide as complete a picture of results across such a broad spectrum of services offered, though a number of states are moving in this direction.

This is the second time the Department of Juvenile Justice has prepared the Outcome Evaluation Report. The Department continues to make progress in both measuring outcomes and in supplying more of the outcome information. For each of the 16 separate program groupings or components in three general areas (CINS/FINS, Prevention and Diversion, and Juvenile Justice programs), the report examines two major outcomes: successful program completion and subsequent involvement with the juvenile or criminal justice systems. Each of these components are defined according to the nature and intent of the services provided by a particular program. Where programs address similar concerns, similar outcomes are measured to provide comparisons. For many programs, additional program-specific outcomes are also measured.

The scope of the outcome evaluation effort is enormous. There are 16 major program components, which can be broken down into individual programs, presented in this volume. If all of the individual programs, at all of the facilities, in each of the 15 districts are counted separately, both descriptive and outcome information for more than 275 program sites are provided in this report.

The information reported here comes from a variety of sources. Most important is the HRS Client Information System (CIS), which currently provides a unified database for most DJJ programs. Without such a system, the kind of follow-up required for outcome evaluation would not be possible. In addition, outcome data come from several microcomputer-based information systems and from manual systems. Some of the information on contracted programs comes from annual reports produced by providers. Information from over 25 such reports was incorporated into this year's outcome report. Follow-up information on subsequent placement on adult probation or in prison was obtained through the cooperation of the Florida Department of Corrections.

This FY 1993-94 report describes programs and the progress they have made toward realizing their intended outcomes for the youth they served. It contains background information on outcome evaluation, the array of delinquency programs and a statistical description of the



population that enters the system through Intake. The introduction (Chapter I) is where the statistical description of the population that enters the system through Intake can be found.

Following the introduction is individual evaluations for each of the 16 program components which provided services within three program areas in FY 1993-94:

Children in Need of Services/Families in Need of Services (CINS/FINS)  
Prevention and Diversion Services  
Juvenile Justice Programs

The report addresses two additional questions: What are our programs doing for children and youth over time? What can we do to improve both outcome results for our clients and the knowledge base needed to produce information about the results?

A general recommendation is made for each program component. In addition for some programs, more specific recommendations at the level of individual programs or providers are included. In certain cases, we have identified questions to be addressed.

Regular monitoring of performance for each program component improves and expands each year, and we are able to provide a more complete picture of our programs.

## Definitions of Recommendation Categories

Each recommendation points to a general course of action to be completed or initiated during FY 1994-95. The recommendations are explained below:

**PROGRAM EXPANSION** - Indicated when there is a need to provide services to more clients or to other areas of service after program effectiveness has been demonstrated and the need clearly established.

**PROGRAM IMPROVEMENT** - Indicated when evaluation results show that changes in operations or additional resources are needed to implement the program as intended.

This recommendation is also made when further development of a measurement system to determine program effectiveness is needed.

**PROGRAM MODIFICATION** - Indicated when there are problems with the design of the program which require change before the program can be effective. A recommendation for program modification may indicate a need for a major restructuring of the program.

Program modification can also be recommended when combining a successful program with another would allow for a more efficient deployment of resources or improve the second program. In addition, because many of the functions of DJJ programs are mandated by state or federal law, a program modification recommendation must sometimes substitute for a recommendation to eliminate a program.

**PROGRAM MAINTENANCE** - Indicated when services are shown to be effective without expansion, improvements or modification; also indicated when a program is new and information is as yet insufficient to determine effectiveness.

**PROGRAM ELIMINATION** - Indicated when a program has clearly demonstrated its ineffectiveness or when program dollars could be channeled to services which are more effective.

Within the program component structure of this report, recommendations to eliminate programs are often best targeted toward specific programs or contracts, rather than the entire program component.

Under each of these broad recommendations, more specific courses of action are often recommended. For example, not only do we recommend program improvement, but we also describe the particular improvements that are needed.

## **A Brief Description of the Population Served**

This chapter is a brief description of the population served by juvenile justice programs for FY 1993-94 and previous years. This chapter describes the population of youth received by race, gender and type of offense charges. The number of youth served in the juvenile justice system represent approximately 121 per 1,000 youth between the ages of 10-17. The number of cases received during FY 1993-94 was 156,286, as compared to 141,013 in FY 1992-93. There has been a 115.1 percent increase in cases received since FY 1982-83, compared to a 10.3 percent increase in the age 10-17 population. Of the 156,286 cases received during 1993-94, 89,847 (57.5 percent) were handled non-judicially, 59,147 (37.8 percent) were handled judicially, while 7,292 (4.7 percent) had not yet been disposed. A total of 26,206 were diverted through JASP (Juvenile Alternative Services Program) both judicially and non-judicially, and 27,371 cases were referred to Community Control. Commitments to delinquency commitment programs resulted in 8,168 cases.

The most serious offense is selected from all charges for each case and it alone is used in the summary tables. The categories of most serious offense charged against youth in FY 1993-94 were summarized as follows: Felony - 62,904 (40.2 percent); Misdemeanor - 76,540 (49 percent); and "Other Delinquency Offense" - 16,482 (10.8 percent). The "other delinquency offense" category includes referrals for prosecutions previously deferred (25.5 percent), non-law violations of community control and furlough (34.8 percent), cases reopened (20.9 percent), transfers from another county (9.2 percent), contempt of court (6.5 percent), and interstate compact cases, violations of local ordinances, felony traffic, and other traffic (totaling 3.1 percent).

The felony category of 62,904 cases received consists of burglary (33.6 percent), auto theft (13.1 percent), aggravated assault/battery (12.8 percent), felony drug or felony marijuana (6.7 percent), grand theft (6.5 percent), armed robbery or other robbery (6.2 percent), sexual battery or other felony sex offense (2.6 percent), concealed firearm (2.1 percent), all other felony charges including attempted murder or murder/manslaughter, arson, dealing in stolen property, forgery/uttering, escape, resisting arrest with violence, and shooting/throwing deadly missile (9.2 percent), and "other" felony (7.2 percent).

The misdemeanor category of 76,540 cases received consists of shoplifting (28.9 percent), assault/battery (20.6 percent), trespassing (9.9 percent), petit theft (8.2 percent), vandalism (6.3 percent), misdemeanor marijuana or other misdemeanor drug offense (5.7 percent), loitering/prowling (3.6 percent), possession of alcohol or other alcohol related offenses (3.4 percent), disorderly conduct (3.4 percent), other misdemeanor offenses including prostitution, misdemeanor sex, dealing in stolen property less than \$100, concealed weapon, violation of game laws, resisting arrest without violence, and unauthorized use of a motor vehicle (4.8 percent), and "other" misdemeanor (5.2 percent).

The number of individual youth received during FY 1993-94 was 93,141. These are the youth who accounted for the 156,286 cases. The largest age group of youth referred were 17 years old (22.3 percent), followed by 16 year olds (20.5 percent), 15 year olds (17.6 percent), 14 years old (13.6 percent), 13 years old (9.1 percent), and 18+ years old (6.4 percent). Those under 13 years old made up 10.5 percent of the youth referred. The race of youth were 59.1 percent white, 39.2 percent black and 0.7 percent other. The gender was 75.4 percent male and 24.6 percent female. The race by gender groups were white males (44.5 percent), black males (28.7 percent),

white females (15.0 percent), black females (10.6 percent) and other male and other female (0.5 percent) with 0.7 percent being unknown.

The programs or services which are grouped by CINS/FINS, Prevention/Diversion, and Juvenile Justice programs, as summarized below:

### **Chapter 1 - CINS/FINS (Children in Need of Services/Families in Need of Services)**

This statewide program for status offenders was initiated in 1975. Each district contracts separately for services, and under a separate contract at the state level, the Florida Network of Youth and Family Services provides coordination, training, public awareness, a hotline, a central data system, and quality assurance. Services at the district level include:

- temporary residential care
- non-residential and family counseling services
- prevention/outreach services

Service centers operate in all districts and are funded by both state funds and private donations. Every center provides a shelter, and most provide individual, group and family counseling. Referrals come from HRS, law enforcement, other social service agencies, and families. All shelters accept walk-ins.

CINS/FINS services were provided to 17,486 youth in FY 1993-94, with 9,207 (52.7 percent) in residential care and 8,143 (46.6 percent) in a non-residential setting, with 0.7 percent not reported. Over half of the youth served were white males and females, average age 14 years, who had very little prior involvement with dependency or delinquency (97.1 percent). Most referrals were for the status offenses of "beyond control" and "runaway" for youth who were mainly living at home. The average length of stay for residential care for FY 1993-94 was 7.4 days, a reported increase of 32.6 percent from the previous fiscal year.

The success in reunifying youth with their families is reflected by the over 80 percent reunification rate for all types of services, which is the primary goal for CINS/FINS services. Over 80 percent of a sample of youth that had received services were still in their homes six months following services. A satisfaction survey completed by both youth and parents indicated a high level of overall satisfaction with services provided.

With the addition of more centralized intake facilities throughout the state, along with more complete data collection processes, CINS/FINS services should continue to be a successful way to serve its intended population and maintain youth with their families.

1994 Report Recommendation - Program Improvement.

## **Chapter 2 - Hurricane Island Outward Bound**

This contracted program was initiated in 1983. Located in Titusville, the program serves youth from Hillsborough, Pinellas, Polk, Osceola, Brevard, Orange, Seminole and Volusia counties. Services include out-of-home placement for status offenders. The program provides rehabilitation through a strict physical regimen to instill self-discipline and confidence. An 18-day wilderness course, a 10-day intensive follow-up with clients and families, and completion of a community service project are required.

This program served 143 youth in FY 1993-94, the great majority of whom were 15 year old white males. Black youth decreased from 8.4 percent in FY 1992-93 to 2.8 percent, although the number of Hispanic youth served continues to rise. Only slightly more than 50 percent of youth were at the appropriate grade level, with 42 percent having failed at least one year in school.

Only 76 percent successfully completed the program in FY 1993-94, as compared 85.4 percent in FY 92-93 and 90 percent in FY 1991-92. However, nearly 90 percent of youth, in FY 1993-94, had no further delinquency referrals in the year following services.

1994 Report Recommendation - Program Improvement.

## **Chapter 3 - P.A.C.E. (Practical and Cultural Education) Center for Girls**

Initiated in 1985, this contracted program provides non-residential educational and supportive social services to females aged 12 to 18 in Duval, Dade, Broward, Manatee, Orange, Leon and Escambia Counties. Most of the girls are status offenders and the remainder are referred for delinquency, dependency or as school dropouts. Services include:

- individual treatment plans containing short and long term educational, social and personal goals
- group and individual counseling
- accredited school program which includes remedial, high school credit, G.E.D., and college preparation courses
- life management classes
- community service projects

P.A.C.E. programs served 491 youth in FY 1993-94, a significant increase because of the introduction of six new sites in the state (Dade, Broward, Manatee, Orange, Leon and Escambia). Youth served were all females, 57 percent white and averaged 16 years age.

Of the programs reporting, 68 percent of the students completed all requirements of the program and were discharged favorably, and 61 percent improved their academic functioning intended to lead to the completion of their high school education. This is an increase in academic improvement from the previous year, even though six of the seven sites were in their first year of operation. P.A.C.E. centers continue to be a cost effective and highly successful program for young women who, for a variety of reasons, were not succeeding in regular school settings.

1994 Report Recommendation - Program Expansion.

#### **Chapter 4 - Intensive Learning Alternatives Program (ILAP - District 6)**

This is a joint program with the Hillsborough County School system that was initiated in 1977. "Back to Basics" education is provided in middle school classrooms limited to 18 students. Counselors provide group counseling, social skills education, and work with families. This program operates in 22 middle schools in Hillsborough county.

ILAP served 968 youth in FY 1993-94, with an average age of 14 years old, with the majority (55.5 percent) being males. Nearly two-thirds had repeated one or more grades and had also not received any reported dependency or delinquency involvement. The extent of minority involvement in the program has increased from 26 percent in FY 1988-89 to 41 percent this year.

An average of 7.1 field or home contacts per youth were made by counselors this year, including contacts outside the school setting. This represented a decrease of 3.2 contacts from the previous fiscal year. Slightly over half of the students completed the program, with the remaining students either being "partially successful" or transferred to alternative educational settings. Both delinquency and abuse referrals were reduced for these youth, as were academic problems such as absenteeism and suspensions. Delinquency referrals were reduced by 54.1 percent, and referrals for abuse or neglect were reduced by 76.9 percent compared to the year prior to admission to the program. Grade point averages rose from 1.3 to 2.1 on a four point scale. This performance shows a need for this type of program to be expanded outside of Hillsborough county.

1994 Report Recommendation - Program Expansion.

#### **Chapter 5 - Juvenile Alternative Services Program (JASP)**

Begun as a pilot project in 1979 and expanded statewide in 1981, JASP services are contracted to provide alternatives to handling juvenile offenders judicially. Youth receive individual plans, developed and supervised by a counselor. The plan includes service goals (such as community services or restitution) and treatment goals (such as individual or family counseling). If a youth does not fulfill a plan, the state attorney decides whether or not to seek a petition for court action.

JASP served 49,899 cases during FY 1993-94. The population was 63 percent white and 70 percent male, the majority being between 14 and 17 years old. The average length of services was nearly 3 months.

The utilization and disposition of JASP cases varies greatly by district. In some districts a relatively large percentage are placed judicially on JASP. In District 5, 10.7 percent were judicially placed, which is considerably higher than the statewide average of 4 percent. In other areas JASP is seldom utilized, as in District 12, with 5.5 percent of all cases disposed placed on JASP (statewide average for utilization being 17.3 percent). Statewide, only 65.3 percent successfully completed the program, a figure which continues to decrease, but the readjudication rate continues to be low, with 13.2 percent in FY 1993-94 being readjudicated in the year following services. The data show that JASP continues to be a viable alternative to judicial court placements if used properly as a diversion option.

1994 Report Recommendation - Program Improvement.

## **Chapter 6 - Eckerd Wilderness Camp Program**

These programs provide services to emotionally disturbed youth in an outdoor environment. There are five camps in Florida serving 50-60 youth each. Each camp is divided into grouped units of approximately 12 campers. An individual treatment plan is developed for each youth. As they accomplish the goals outlined in their individual treatment plan, they are moved from small therapy groups to transition groups. During the transitional phase youth are prepared to return to their families. Youth who successfully complete the program receive aftercare services.

This program served 529 youth in FY 1993-94, with the typical client being a 14 year old white male who had previously been living with one parent. Over 50 percent of admitted youth had previous delinquency adjudications. The average length of time spent in the program was 13.2 months.

Nearly 80 percent of the youth successfully completed the program and showed improved academic, psychological and social functioning. Less than 10 percent of youth released were placed in programs of equal or greater restrictiveness levels. These appear to be effective treatment programs.

1994 Report Recommendation - Program Maintenance.

## **Chapter 7 - Delinquency Intake**

This statewide program is state operated. The program receives all delinquency cases from law enforcement, makes assessments and recommends judicial or non-judicial handling to the state attorney. Intake counselors prepare pre-disposition reports and recommendations of sanctions or services; carry out preliminary screenings for alcohol, drug abuse or mental health problems; conduct suicide risk assessments; and perform detention screenings.

The Delinquency Intake System received 156,286 cases on 93,141 individual youth in FY 1993-94. This represents a 10.6 percent increase in the number of cases received from the previous fiscal year.

Slightly over 58 percent of cases disposed were handled judicially, with 37.8 percent handled non-judicially and the remaining 4.1 percent being sent to adult court. When examining Intake's recommendations versus state attorney and court action, the largest discrepancy was in youth being sent to adult court. Intake recommended such action for 0.8 percent of youth, while state attorneys recommended 5.4 percent. The number of cases received continues to grow in Florida, and although the number recommended for non-judicial handling continues to rise, so does the number being sent to adult court. The Intake process is part of the Case Management program and all costs and outcomes for Intake should be understood as a part of this service.

1994 Report Recommendation - Program Maintenance.

## **Chapter 8 - Home Detention**

This statewide, agency-operated program was implemented in 1974. The program is intended to provide structured home supervision for youth charged with delinquent acts who would otherwise be placed in secure detention.

In FY 1993-94, 15,845 youth were served by 144 counselors. This is a ratio of 7.6 clients per counselor, slightly higher than the recommended number of 7 clients per counselor. Males represented 83 percent of the clients, and minorities represented 50 percent. This proportion of minorities in home detention is higher than the Intake percentage of 39 percent minorities, but is comparable to the secure detention percentage of 52 percent.

Over 18 percent of youth served by home detention were returned to secure detention in FY 1993-94. Of this 18 percent, 2.7 percent were returned for failing to appear for court hearings and 3.7 percent were charged with a new law violation. Escambia county had the highest rate of return at 24.4 percent, while Duval county had the lowest with 2.7 percent. Home detention continues to be a more cost effective method of supervising youth than placing them in a secure setting while the clients await court action.

1994 Report Recommendation - Program Expansion.

## **Chapter 9 - Secure Detention**

This program operates 20 regional detention centers statewide. All are state operated. Secure detention has been a state responsibility since 1973. Secure detention provides custodial care to ensure public safety and guarantee youth detained are available for scheduled court hearings.

There were 35,499 admissions to secure detention in FY 1993-94. The total number served was 42,297, with 19,304 releases. The average age was 15.8 years with black youth comprising 52.3 percent of the population and males representing 83.2 percent. The average time spent in the program was 12.6 days. While the program continues to be over-utilized state-wide, the centers remain understaffed.

There were only 37 escapes from secure detention in FY 1993-94, which is less than 1 percent of the youth served. The number of client on client assaults and client on staff assaults decreased from the previous fiscal year. This program continues to offer a safe, secure setting for youth who have met criteria for admission.

1994 Report Recommendation - Program Expansion.

## **Chapter 10 - Community Control**

These probation type services are provided to delinquent youth under supervision in the community and as an alternative to commitment. This program served 33,533 youth for an average of 8.3 months in FY 1993-94. The youth served consisted of 81 percent males and 60 percent white youth. They averaged 16.6 years of age. Of those released, 80 percent successfully completed the program. District 15 had the lowest successful completion



percentage with 58.6 percent, while District 10 had the highest with 87.3 percent. The 20 percent unsuccessful either violated their community control, received a new law violation, were sent to the adult system, or absconded.

Statewide, only 19 percent of youth were readjudicated in the year following their release. Almost 10 percent were recommitted to juvenile justice or placed in the adult system in the year following their release. This program is part of the Case Management system and all costs and figures should be understood as part of this service until expenditures are broken out separately in the information system.

1994 Report Recommendation - Program Maintenance.

## **Chapter 11 - CREST Services**

Operated in District 3 on a contractual basis, this program was initiated in 1973. The CREST program provides supplemental individual family and group counseling to clients on Community Control. Counseling costs are kept low by the use of University of Florida graduate student interns.

This program served 270 clients in FY 1993-94. The clients were 50 percent black, 81 percent male and averaged 15.2 years of age. These clients received individual, group and family counseling as part of their services.

According to the CREST annual report, of 80 clients tracked in the year following their release, 13.7 percent were charged with a new law violation and 11 percent were committed. In response to a survey, 88 percent of the clients served found CREST services worthwhile. The Jesness Inventory instrument indicated that nearly all clients felt they had a better outlook on life and experienced positive change. Because of the type of services offered and positive results CREST appears to be serving its clients effectively.

1994 Report Recommendation - Program Expansion.

## **Chapter 12 - Non-residential Community-Based Commitment Programs (Level 2)**

This category of commitment programs allows youth to remain in their own homes while participating in a structured program during the day or being subject to intense supervision. There are four programs: Associated Marine Institutes (AMI), a contracted program available at 17 sites; the now closed, Treatment Alternatives for Youth (TRY) Centers, a department operated program which was available at three sites; Special Intensive Groups (SIG), a counseling program, department-operated statewide; and Intensive Non-residential Work Programs.

In level 2 programs, there were 3,474 committed youth served during 1993-94, with an average daily population of 564.5. The average age of youth served was 16 years old. Males comprised 86 percent of the population and blacks 52.8 percent. Seventy percent of youth were admitted as

first commitments and youth averaged 2.8 prior felony adjudications. Fifty percent of youth released successfully completed their programs, with 16.8 percent unsuccessful. The remainder were either transferred or released for other reasons. The overall readjudication rate for youth one year following their release was 30.2 percent. Statewide, 8.7 percent of clients absconded from their programs during the year.

1994 Report Recommendation - Program Improvement.

### **Chapter 13 - Low Risk Residential Community-Based Commitment Programs (Level 4)**

There are a variety of low risk residential, community-based commitment programs, both agency-operated and contracted. They are located throughout the state. They serve delinquent youth committed by the courts who do not need a moderate risk residential program or the more restrictive institutional placement of a training school or serious offender program. Low risk residential programs are designed primarily for first commitment placements, although some with prior placements are also included.

The programs in this category are:

- Short-Term Offender Program (STOP) Camps
- Short-Term Elective Programs (STEP) Family Group Homes
- Group Treatment Homes
- Wilderness Camp

In level 4 programs, there were 1,693 committed youth served during 1993-94, with an average daily population of 251.6. The average age of youth served was 15.7 years old. Males comprised 92 percent and minorities 48.8 percent of the population. The average length of stay varied from 1 to 4 months, with a statewide average of 1.9 months. Sixty-eight percent of youth were admitted as a first commitment and each youth averaged 3.0 prior felony adjudications. Transfers accounted for 14.8 percent of all admissions.

Eighty percent of youth released had successfully completed their programs, with 8.9 percent unsuccessful. The remainder were either transferred or released for other reasons. The overall readjudication rate for youth one year following their release was 54.3 percent. Statewide, 7.9 percent of clients absconded from level 4 programs during the year.

1994 Report Recommendation - Program Maintenance.

## **Chapter 14 Moderate Risk Residential Community-Based Commitment Programs (Level 6)**

There are a variety of moderate risk residential, community-based commitment programs, both agency-operated and contracted, located throughout the state. They serve delinquent youth committed by the courts who do not need the more restrictive institutional placement of a training school or serious offender program. These programs were initiated in different years, beginning in 1968 with the first halfway house. The programs in this category are:

- Halfway Houses
- Short-Term Adolescent Rehabilitation Treatment (START) Centers
- Eckerd Youth Challenge North
- Crossroads Wilderness Institute
- Youth Environmental Services
- ATC Dual Diagnosis

In level 6 programs, there were 4,555 committed youth served during 1993-94, with an average daily population of 954.4. The average age of youth served was 16.2 years old. Males comprised 88 percent and minorities made up 52.2 percent of the population. The average length of stay varied from 3 to 4.5 months, with a statewide average of 3.7 months. Forty percent of youth were admitted as first commitments, and each youth averaged 4.7 prior felony adjudications. Recommitments totaled 34.4 percent and transfers accounted for 24.7 percent of all admissions.

Fifty five percent of youth released had successfully completed their programs, and 6.3 percent were unsuccessful. The remainder were either transferred or released for other reasons. The overall readjudication rate for youth one year following their release was 40.8 percent. Statewide, 6.7 percent of clients absconded from level 6 programs during the year, while 15 percent escaped. An escape is a criminal offense, legally defined as being absent from the program with the intention of not returning.

1994 Report Recommendation - Program Improvement.

## **Chapter 15 High Risk Residential Programs (Level 8)**

These programs operate to serve the most serious and chronic offenders statewide. They are a mixture of department-run and contracted programs. They include:

- Arthur G. Dozier Training School
- Eckerd Youth Development Center (Training School)
- Intensive Halfway Houses
- Florida Environmental Institute (FEI)
- Florida Augustus Secure Care Unit (FASCU)
- Palm Beach Youth Center (PBYC)
- Hillsborough Alternative Residential Program (HARP)
- Hillsborough SHOP

- Green Oaks SHOP
- The Center for Drug Free Living
- Broward Control Treatment Center (BCTC)
- Elaine Gordon Treatment Center
- Boot Camps

All of these programs provide residential care for serious offenders at the highest level of security. Through a variety of treatment modalities which assist personal development and self-awareness, these programs attempt to reduce delinquent acts and increase self-sufficiency.

In level 8 programs, there were 1,551 committed youth served during 1993-94, with an average daily population of 540.3. The average age of youth served was 16.5 years old. Males comprised 96.1 percent and minorities made up 64.3 percent of the population. The average length of stay varied from 3 months to 27 months, with a statewide average of 5.1 months. Twenty-one percent of youth were admitted as first commitments, and each youth averaged 8.2 prior felony adjudications. Recommitments totaled 58.4 percent and transfers accounted for 20.1 percent of all admissions.

Sixty percent of youth released successfully completed their programs, with 8.8 percent unsuccessful. The remainder were either transferred or released for other reasons. The overall readjudication rate for youth one year following their release was 37.6 percent. Statewide, 5 percent of clients escaped from level 8 programs during the year. An escape is a criminal offense, legally defined as being absent from the program with the intention of not returning. An abscond is an unexcused absence, but without the intention of not returning.

1994 Report Recommendation - Program Maintenance.

## Chapter 16 - Post-Placement Services

Post-Placement Services are designed to assist the adjustment of youth returning to the community from moderate to high risk residential programs. FEI, PBYC, FASCU, SCMI and Eckerd Youth Challenge all offer their own post placement services for youth who are released from those residential programs. AMI also offers their own intensive aftercare service known as SAFE. Other post-placement services are: (1) **Reentry**, which is designed only for youth returning from training schools and those who appear to require the intensive services that this component has to offer. (2) **Post-Commitment Community Control**, for which youth can be designated by the judge at the disposition hearing or at any time before the youth is released from their commitment program. (3) **Furlough**, whose clients have been committed by the circuit court to the department and are later released from a residential or non-residential commitment program.

In post-placement services, there were 3,222 youth served during FY 1993-94. Youth served had an average age of 16.6 years. Eighty-nine percent were male, and 60 percent were black. The average time spent in post-placement service was 4.4 months. Statewide, 53.3 percent of youth successfully completed their post-placement service, the 18.4 percent defined as unsuccessful being either recommitted or sent to the adult system. The remainder were either transferred or released for other reasons. There were 183 youth who absconded from their programs during the year, which represents 5.7 percent. The readjudication rate within one year following services

for reentry/aftercare was 38.6 percent. Post-commitment community control and furlough readjudications were 23.1 percent and 21.4 percent respectively. Because of the growing number of post-placement programs and the services provided by each, these services should continue to expand and improve.

1994 Report Recommendation - Program Maintenance.

## A DESCRIPTION OF THE POPULATION SERVED

There were an estimated 1,292,421 youth, aged 10-17, in Florida, as of April 1994.<sup>1</sup> This is considered the population "at risk" for juvenile justice programs. The Client Information System (CIS) recorded a total of 156,286 delinquency cases referred to the system through Intake for an alleged offense in FY 1993-94. This figure and the charts which are referred to in the remainder of this chapter came from ad hoc runs on the February 15, 1995 extract of the Delinquency and Dependency Referral (DDR) system portion of CIS. The total number of delinquency cases received represents 120.9 cases per 1,000 youth of the population at risk (age 10-17). This figure does not include youth who were served in the school-based prevention programs because they do not enter the service system through Intake.

Due to the length of time it takes to process and serve a youth in the juvenile justice system 7,292 of the 156,286 cases received in FY 1993-94 were not disposed of at the time of this extract. Of the 148,994 intake cases which were disposed in FY 1993-94, 89,847 were handled non-judicially and 59,147 were handled judicially. A total of 26,206 cases were disposed to JASP for diversion (this includes cases handled non-judicially and some judicial JASP cases) and 27,731 cases were disposed to Community Control. In FY 1993-94, 8,168 cases resulted in commitment to delinquency commitment programs.<sup>2</sup>

Table I-4 provides a breakdown of delinquency cases received by category of most serious charge (felony, misdemeanor and other delinquency). Table I-4 shows that for 49.0 percent of cases the most serious charge was a misdemeanor, for 40.2 percent the most serious charge was a felony, and for 10.8 percent it was "other delinquency" in FY 1993-94. These tables also provide historical data, dating back to FY 1982-83. The Florida population aged 10-17 increased by 10.3 percent over the twelve year period and the total number of delinquency cases received by HRS Intake during FY 1993-94 was 115.1 percent greater than the number received in FY 1982-83. There was a 107.6 percent increase in felony cases, a 101.2 percent increase in misdemeanor cases and a 289.1 percent increase in other delinquency cases received over the twelve year period.

**TABLE I-4**  
**DELINQUENCY CASES RECEIVED**  
**BY MOST SERIOUS OFFENSE**  
**GROUPED CATEGORIES**  
**STATEWIDE**

	1982-83	1983-84	1984-85	1985-86	1986-87	1987-88	1988-89	1989-90	1990-91	1991-92	1992-93	1993-94
FELONY	30,298	30,093	33,187	37,807	39,655	45,031	49,112	51,459	53,077	58,230	58,835	62,904
MISDEMEANOR	38,033	38,202	42,078	43,469	51,464	54,526	55,870	59,104	62,175	67,353	67,296	76,540
OTHER DELINQUENCY	4,328	5,023	5,372	6,496	7,305	8,407	9,118	10,180	13,078	14,958	14,882	16,842
<b>TOTAL</b>	<b>72,659</b>	<b>73,318</b>	<b>80,637</b>	<b>87,772</b>	<b>98,424</b>	<b>107,964</b>	<b>114,100</b>	<b>120,743</b>	<b>128,330</b>	<b>141,041</b>	<b>141,013</b>	<b>156,286</b>

*Source: CIS (delinquency referral records received during FY 1993-94; extract date - February 15, 1995)*

The other delinquency category shown in Table I-5 included prosecutions previously deferred (25.5 percent), non-law violations of community control and furlough (34.7 percent), cases reopened (20.9 percent), transfers from another county (9.2 percent), contempt of court (6.5 percent), and interstate compact (cases from other states), violation of a local ordinance, felony traffic, and other traffic (3.2 percent).

**TABLE I-5**  
**DELINQUENCY CASES RECEIVED**  
**STATEWIDE BY MOST SERIOUS OFFENSE**  
**OTHER DELINQUENCY**

OTHER DELINQUENCY OFFENSES	1982-83	1983-84	1984-85	1985-86	1986-87	1987-88	1988-89	1989-90	1990-91	1991-92	1992-93	1993-94
Contempt of Court	800	747	620	858	853	929	831	957	1,040	1,028	1,042	1,094
Violation of Local Ordinance	101	82	97	130	117	132	177	150	136	150	106	81
Felony Traffic	68	78	74	83	68	63	110	73	62	68	56	84
Other Traffic	324	398	377	507	466	380	315	225	267	173	116	93
Interstate Compact	157	199	192	213	217	241	240	210	182	260	248	277
Nonlaw Violation of Comm. Control	1,735	1,988	2,199	2,471	3,070	3,399	3,518	3,792	3,828	4,245	4,698	5,842
Nonlaw Violation of Furlough	205	151	99	47	38	32	19	13	2	1	5	9
Case Reopened	265	357	426	437	541	699	888	1,562	1,720	1,915	2,400	3,517
Prosecution Previously Deferred	428	560	809	1,157	1,237	1,541	1,920	2,052	4,650	5,781	4,854	4,287
Transfer to Other County	245	463	479	593	698	991	1,100	1,146	1,191	1,337	1,356	1,557
Previous Civil Citation	0	0	0	0	0	0	0	0	0	0	1	1
<b>Total</b>	<b>4,328</b>	<b>5,023</b>	<b>5,372</b>	<b>6,496</b>	<b>7,305</b>	<b>8,407</b>	<b>9,118</b>	<b>10,180</b>	<b>13,078</b>	<b>14,958</b>	<b>14,882</b>	<b>16,842</b>

Source: CIS (delinquency referral records received during FY 1993-94; extract date - February 15, 1995)

Tables I-6 and I-7 provide a breakdown of felony and misdemeanor cases by the most serious charge. The most frequent felony charge was burglary, which represented 21,137 cases or 33.6 percent of all felony cases in FY 1993-94. This was followed by auto theft (13.1 percent; 8,209 cases), and aggravated assault/battery (12.8 percent; 8,068 cases). In 161 cases the most serious charge was murder or manslaughter (representing less than one percent of the felony cases) and there were 275 cases where the most serious charge was attempted murder. There were 1,298 cases (2.1 percent of the total felonies) for which a concealed firearm was the most serious offense. In 2.6 percent of the cases the charge was sexual battery (941 cases) or other felony sex offense (677 cases). In 7.2 percent of cases the most serious charge was felony violation of non-marijuana drug laws (3,621 cases) or felony marijuana (928 cases). A total of 6.2 percent of the cases involved armed robbery (1,700 cases) or other robbery (2,196 cases).

The largest percentage increase since FY 1982-83 was for attempted murder, which grew from 13 cases to 275 in FY 1993-94, for an increase of 2,015.4 percent. Murder and manslaughter grew by 133.3 percent. The number of drug felony cases (excluding marijuana) grew by 636.0 percent. Felony marijuana cases increased by 121.5 percent since FY 1982-83. The number of auto theft cases increased by 363.5 percent in the twelve years. Concealed firearm cases were 321.4 percent higher than FY 1982-83. The number of armed robbery cases increased by 164.8 percent since FY 1982-83. Other robbery cases increased by 184.5 percent over the twelve year period, although they were down 6 percent from FY 1992-93. Sexual battery cases increased by 77.9 percent since FY 1982-83, but were down 4.8 percent since the previous fiscal year, while other felony sex offenses increased by 284.7 percent since FY 1982-83. Aggravated assault cases increased by 200.4 percent over the twelve year period. Shooting or throwing a deadly missile offenses increased by 159.9 percent since FY 1982-83, but was down slightly from last year.

**TABLE I-6**  
**DELINQUENCY CASES RECEIVED**  
**STATEWIDE BY MOST SERIOUS OFFENSE**  
**FELONIES**

FELONY OFFENSES	1982-83	1983-84	1984-85	1985-86	1986-87	1987-88	1988-89	1989-90	1990-91	1991-92	1992-93	1993-94
Murder/Manslaughter	69	83	88	81	109	150	152	185	166	156	163	161
Attempted Murder/Manslaughter	13	34	30	77	100	130	169	246	240	258	275	275
Sexual Battery	529	584	785	782	781	823	853	949	910	914	988	941
Other Felony Sex	176	198	268	309	363	332	401	453	479	599	679	677
Armed Robbery	642	583	594	768	986	1,091	1,419	1,542	1,611	1,949	1,643	1,700
Other Robbery	772	951	983	1,243	1,077	1,052	1,393	1,572	1,857	2,141	2,324	2,196
Arson	237	282	332	341	320	346	366	371	415	506	482	609
Burglary	13,402	12,709	13,154	14,777	16,299	17,093	17,349	18,370	19,366	20,796	20,940	21,137
Auto Theft	1,771	1,877	2,468	3,502	4,480	6,106	7,530	7,378	7,113	7,507	7,683	8,209
Grand Larceny	5,353	5,394	6,021	6,571	3,727	3,699	3,624	3,474	3,708	3,734	3,814	4,074
Receiving Stolen Property > \$100	503	399	488	506	455	483	469	505	641	553	549	610
Concealed Firearm	308	277	415	498	699	1,050	1,175	1,167	1,195	1,314	1,223	1,298
Aggravated assault/battery	2,686	2,822	3,226	3,441	3,955	4,262	4,475	5,467	6,124	7,116	7,336	8,068
Forgery & Uttering	325	320	296	389	443	449	456	427	409	432	403	402
Felony Violation of Drug Laws	492	503	566	842	1,844	3,375	4,629	4,003	3,192	3,406	2,849	3,621
Felony Marijuana	419	465	385	351	329	494	384	430	432	518	621	928
Escape	720	801	1,068	1,101	1,118	1,119	1,159	1,266	1,154	1,325	1,517	1,892
Resisting Arrest With Violence	217	183	237	270	304	320	317	359	379	395	433	524
Shooting/Throwing a Deadly Missile	394	455	497	556	596	708	633	725	923	1,051	1,104	1,024
Other Felony	1,270	1,173	1,286	1,402	1,670	1,949	2,159	2,570	2,763	3,560	3,809	4,558
Total	30,298	30,093	33,187	37,807	39,655	45,031	49,112	51,459	53,077	58,230	58,835	62,904

Source: CIS (delinquency referral records received during FY 1993-94; extract date - February 15, 1995)

The most frequent misdemeanor charge was shoplifting, which represented 22,156 cases or 28.9 percent of all misdemeanor cases. This was followed by misdemeanor assault/battery (20.6 percent; 15,793 cases), trespassing (9.9 percent; 7,609 cases), and petty larceny (8.2 percent; 6,305 cases). There were 4,805 cases (6.3 percent of the total) for which vandalism was the most serious charge, 2,770 loitering and prowling cases (3.6 percent), 2,459 possession of alcohol cases (3.2 percent), and 2,620 disorderly conduct cases (3.4 percent of total cases).

**TABLE I-7**  
**DELINQUENCY CASES RECEIVED**  
**STATEWIDE BY MOST SERIOUS OFFENSE**  
**MISDEMEANORS**

MISDEMEANOR OFFENSES	1982-83	1983-84	1984-85	1985-86	1986-87	1987-88	1988-89	1989-90	1990-91	1991-92	1992-93	1993-94
Assault/Battery	4,267	4,788	5,577	5,883	6,492	7,511	8,563	9,970	10,623	12,517	13,770	15,793
Prostitution	180	160	142	140	182	188	174	141	107	112	80	95
Misdemeanor Sex Offenses	192	190	193	203	237	225	143	170	162	197	152	130
Petty Larceny	4,295	3,550	3,682	3,847	5,566	5,671	6,049	5,670	6,176	6,372	5,912	6,305
Shoplifting	10,563	10,929	12,311	11,921	13,959	15,735	14,650	16,292	18,220	20,242	19,770	22,156
Receiving Stolen Property < \$100	137	99	82	84	154	94	120	113	100	123	131	150
Concealed Weapon	356	407	448	553	601	708	703	722	764	938	876	997
Disorderly Conduct	1,093	1,133	1,283	1,482	1,851	1,841	2,169	2,130	2,362	2,388	2,226	2,620
Vandalism	2,828	2,908	3,208	3,274	3,783	3,958	3,544	3,856	4,212	4,500	4,393	4,805
Trespassing	3,016	3,089	3,575	3,880	4,430	4,870	5,484	6,001	6,335	6,964	6,996	7,609
Loitering/Prowling	2,407	2,485	2,570	3,018	3,527	3,190	3,233	2,935	2,829	2,861	2,536	2,770
Misdemeanor Drug	599	534	593	617	642	696	632	615	435	400	695	1,139
Misdemeanor Marijuana	2,400	2,666	2,639	2,262	1,975	1,844	1,910	1,700	1,224	1,405	1,998	3,241
Possession of Alcohol	1,891	1,555	1,954	2,455	3,481	2,993	3,464	3,686	3,453	3,323	2,003	2,459
Other Alcohol	321	208	246	233	269	230	195	193	190	151	123	113
Violation of Game Laws	253	359	453	351	328	380	317	230	206	218	185	197
Resisting Arrest Without Violence	370	350	450	556	797	1,026	1,301	1,338	1,526	1,699	1,783	1,941
Unauthorized Use of a Motor Vehicle	89	28	33	21	22	29	10	16	28	31	24	19
Other Misdemeanor	2,776	2,764	2,639	2,689	3,168	3,337	3,209	3,325	3,223	3,412	3,641	4,001
Total	38,033	38,202	42,078	43,469	51,464	54,526	55,870	59,104	62,175	67,853	67,296	76,540

Source: CIS (delinquency referral records received during FY 1993-94; extract date - February 15, 1995)



Tables I-8 through I-9 provide demographic data on the number of individual youth whose delinquency referrals were received from FY 1982-83 through FY 1993-94. Table I-8 shows the largest number of youth referred, during FY 1993-94, were 17 year olds (22.3 percent), followed by 16 year olds (20.5 percent) and 15 year olds (17.6 percent). Of the total, 13.7 percent were 14 and 9.1 percent were 13 years old. Only 10.5 percent were under 13, with most of these youth in the 10-12 age range.

**TABLE I-8**  
**PERCENT OF DELINQUENCY YOUTH RECEIVED PER FISCAL YEAR**  
**STATEWIDE BY GROUPED AGE**  
**UNDULICATED**

AGE	1982-83	1983-84	1984-85	1985-86	1986-87	1987-88	1988-89	1989-90	1990-91	1991-92	1992-93	1993-94
0-9 YEARS	2.6	2.6	2.5	2.2	2.1	2.2	2.1	2.1	2.0	1.9	2.0	1.8
10-12 YEARS	9.8	10.0	9.6	8.5	8.0	8.0	8.4	8.6	8.8	9.1	9.1	8.7
13 YEARS	8.1	9.2	8.7	7.8	7.4	7.5	7.6	7.7	8.4	8.6	9.0	9.1
14 YEARS	12.1	12.9	13.6	12.7	12.0	11.6	11.8	11.8	12.5	12.9	13.5	13.7
15 YEARS	16.2	16.8	17.3	17.6	16.8	16.3	16.0	16.4	16.5	16.7	17.2	17.6
16 YEARS	20.7	19.8	19.9	21.2	22.3	21.6	21.0	20.9	20.8	20.5	20.4	20.5
17 YEARS	24.5	23.0	22.7	23.8	25.2	26.2	26.0	25.4	24.1	23.4	22.2	22.3
18+ YEARS	6.0	5.8	5.7	6.2	6.3	6.6	7.1	7.1	7.0	6.8	6.6	6.4
<b>TOTAL PERCENT</b>	<b>100.0</b>	<b>100.0</b>	<b>100.0</b>	<b>100.0</b>	<b>100.0</b>	<b>100.0</b>	<b>100.0</b>	<b>100.0</b>	<b>100.0</b>	<b>100.0</b>	<b>100.0</b>	<b>100.0</b>
<b>TOTAL RECEIVED</b>	<b>53,237</b>	<b>53,245</b>	<b>57,083</b>	<b>59,894</b>	<b>65,590</b>	<b>70,504</b>	<b>72,528</b>	<b>75,384</b>	<b>77,587</b>	<b>83,136</b>	<b>83,310</b>	<b>93,141</b>

Source: CIS (delinquency referral records received during FY 1993-94; extract date - February 15, 1995)

Table I-9 indicates that the vast majority of youth were male (73.6 percent) and it shows that 59.5 percent of youth received were white, 39.3 were black and 0.5 percent were other. The relative percentage of black youth has been steadily increasing since FY 1982-83, when black youth comprised only 22.8 percent of the total youth received.

**TABLE I-9**  
**PERCENT OF DELINQUENCY YOUTH RECEIVED PER FISCAL YEAR**  
**STATEWIDE BY RACE/GENDER**  
**UNDULICATED**

RACE/SEX	1982-83	1983-84	1984-85	1985-86	1986-87	1987-88	1988-89	1989-90	1990-91	1991-92	1992-93	1993-94
Unknown	0.3	0.3	0.3	0.3	0.3	0.4	0.5	0.4	0.4	0.5	0.6	0.7
White Male	54.3	53.8	53.8	54.0	52.5	51.2	49.8	48.5	47.4	46.8	45.5	44.5
Black Male	22.8	23.1	23.4	23.5	24.2	25.8	27.8	28.2	28.9	28.7	29.6	28.7
Other Male	0.2	0.2	0.2	0.2	0.2	0.2	0.3	0.3	0.3	0.4	0.4	0.4
White Female	15.2	15.4	15.2	14.9	15.6	14.8	13.8	14.0	13.6	13.7	13.7	15.0
Black Female	7.0	7.1	7.0	6.9	7.0	7.5	7.7	8.4	9.3	9.9	10.2	10.6
Other Female	0.1	0.1	0.1	0.1	0.1	0.1	0.1	0.1	0.1	0.1	0.1	0.1
<b>TOTAL PERCENT</b>	<b>100.0</b>	<b>100.0</b>	<b>100.0</b>	<b>100.0</b>	<b>100.0</b>	<b>100.0</b>	<b>100.0</b>	<b>100.0</b>	<b>100.0</b>	<b>100.0</b>	<b>100.0</b>	<b>100.0</b>
<b>TOTAL RECEIVED</b>	<b>53,237</b>	<b>53,245</b>	<b>57,083</b>	<b>59,894</b>	<b>65,590</b>	<b>70,504</b>	<b>72,528</b>	<b>75,384</b>	<b>77,587</b>	<b>83,136</b>	<b>83,310</b>	<b>93,141</b>

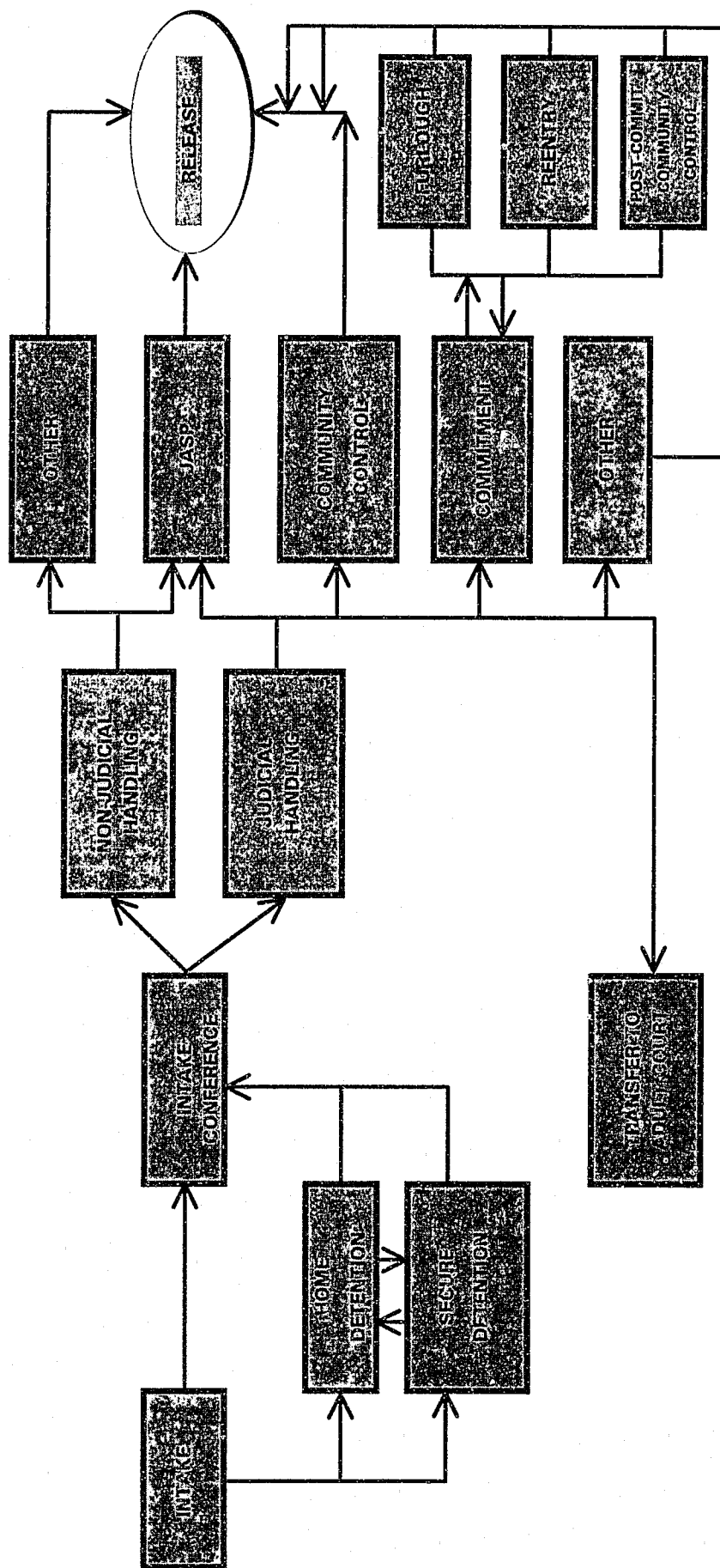
Source: CIS (delinquency referral records received during FY 1993-94; extract date - February 15, 1995)

The description presented here is representative of Intake, the point of entry into the juvenile justice system. Similar data are presented in each of the separate program component chapters. The

composition of the groups of youth served and the reasons for services are frequently very different across the programs which make up the continuum of services available for juveniles in Florida.

- 
1. State Data Center, "Florida Population Estimates and Projections (January 1, 1995)".
  2. Source Profile of Delinquency Cases at Various Stages of the Florida Juvenile Justice System, 1982-83 through 1993-94, November 1994.

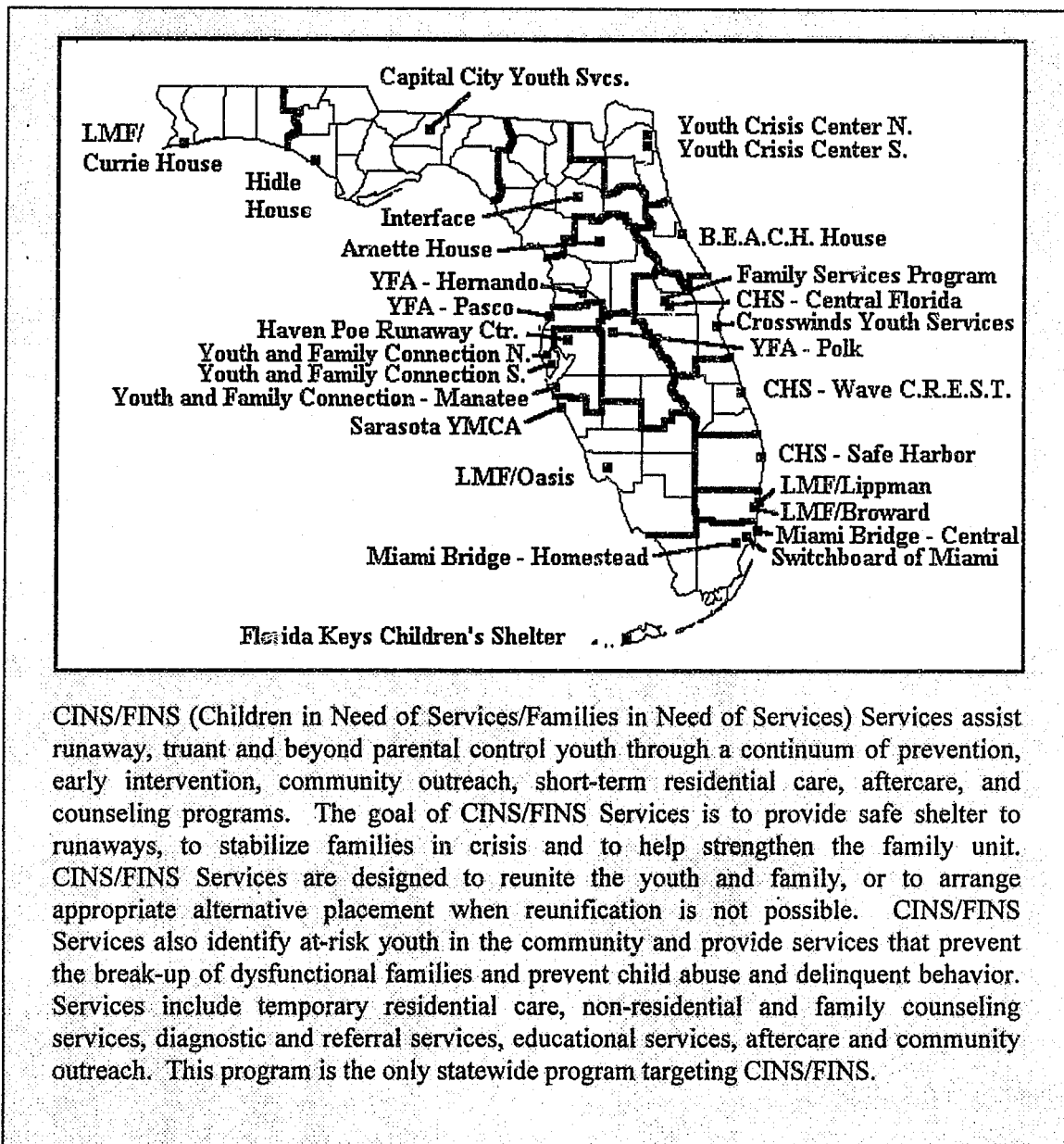
# JUVENILE JUSTICE CASE FLOW



## CINS/FINS Services

### 1. CINS/FINS SERVICES

#### Program Description



*(continued from previous page)*

CINS/FINS Service Centers operate in all districts, although every service is not yet provided by each center. Each district contract is based on a statewide model contract and includes specific admission criteria, procedures, and service objectives. Typically, youth are referred by HRS, law enforcement, schools, parents, or other social service agencies. All centers accept walk-ins.

Although each district contracts separately for CINS/FINS Services, the Florida Network of Youth and Family Services provides coordination, training, public awareness and quality assurance for the programs statewide. Each program is a member agency of the Florida Network. In FY 1993-94, the Florida Network had 18 CINS/FINS member agencies operating 24 residential centers and at least four centers offering only non-residential services. The Florida Network maintains centralized data collection for service providers through an automated system which was established in 1988.

CINS/FINS served 17,486 clients in FY 1993-94 - 9,207 in residential and 8,143 in non-residential facilities (136 did not have service type reported). The vast majority (97 percent) of Florida Network clients were non-HRS/Juvenile Justice clients.

During FY 1993-94, the Department of HRS and the Florida Network worked together to continue the implementation of the Centralized Intake system statewide. This system will transfer all intake responsibility from the delinquency Intake offices to the Florida Network agencies. The goal is to prevent CINS/FINS youth from entering the delinquency or dependency systems. Centralized Intake began in FY 1990-91 in District 4A. In FY 1991-92 Centralized Intake services were implemented in Districts 5, 6, 7A and 10. State budget shortfalls forced delays in implementation of Centralized Intake during the first nine months of FY 1991-92. However, by the fourth quarter the implementation of Centralized Intake was back on schedule in districts 8B, 11A and 14. In this fiscal year, Districts 1, 2A and 12 were funded and began Centralized Intake Services. It is the intent of the Department and the Florida Network to complete the funding of these services for every district and subdistrict by FY 1994-95.

### **Population Profile**

The Florida Network CINS/FINS Services Centers reported serving a total of 17,486 youth during FY 1993-94 in residential and non-residential services. See Table 1-1. Of the 39,678 youth who received some type of service during the year, 49.7 percent were served through telephone crisis counseling; approximately 23.2 percent were served in residential care; 20.5 percent received non-residential services; and the remaining 6.6 percent represent calls made to the Network's 1-800-RUNAWAY Hotline. These numbers reflect all clients served by Network member agencies regardless of the funding source. The high percentage of crisis calls is a function of the increases in the Centralized Intake Service component. There was a six percent increase in Residential services and a nine percent increase in Non-residential services over FY 1992-93.

**TABLE 1-1:**  
**CINS/FINS SERVICES**  
**NUMBERS AND PERCENTAGES OF CLIENTS SERVED BY SERVICE TYPE**

TYPE OF SERVICE	N	%
Telephone crisis counseling	19,702	49.7
Residential care	9,207	23.2
Non-residential care	8,143	20.5
1-800-RUNAWAY Hotline	2,490	6.3
Not Reported	136	0.3
<b>TOTAL</b>	<b>39,678</b>	<b>100.0</b>

SERVICE TYPE	N	%
Residential	9,207	52.7
Non-residential	8,143	46.6
Not Reported	136	0.7
<b>TOTAL</b>	<b>17,486</b>	<b>100.0</b>

Source: Florida Network of Youth & Family Services Aggregate Client & Provider Information July 1993-June 1994

Table 1-2 presents the population profile for youth receiving either residential or non-residential services. Gender and race were reported for 14,624 of the clients (83.5% of the total). Of those reporting, slightly under 55 percent were female and 45 percent were male. The racial/ethnic composition of the reported population served was 69.6 percent white, 21.0 percent black, 6.4 percent Hispanic and 1.9 percent American Indian and Asian. The average age was 14 years with 58.7 percent of those served between 14 and 17 years of age and 24.5 percent of those youth served between 10 and 13 years of age. This represents an eight month drop in the average age of the youth served and a near doubling of the youth served between the ages of 10-13.

**TABLE 1-2:**  
**CINS/FINS SERVICES**  
**POPULATION PROFILE FOR YOUTH RECEIVING**  
**RESIDENTIAL OR NON-RESIDENTIAL SERVICES**

RACE/SEX COMPOSITION	AGGREGATE		RESIDENTIAL		NON-RESIDENTIAL	
	N	%	N	%	N	%
American Indian Female	60	0.3	39	0.4	21	0.3
American Indian, Male	63	0.4	41	0.5	22	0.3
Asian, Female	105	0.6	40	0.4	65	0.8
Asian, Male	56	0.3	28	0.3	28	0.3
Black, Female	1,681	9.6	1,031	11.2	650	8.0
Black, Male	1,397	8.0	819	8.9	578	7.1
White, Female	5,621	32.1	3,095	33.6	2,526	31.0
White, Male	4,563	26.1	2,355	25.6	2,208	27.1
Hispanic, Female	566	3.2	252	2.7	314	3.9
Hispanic, Male	512	2.9	239	2.6	273	3.4
Not Reported	2,862	16.5	1,268	13.8	1,458	17.9
<b>TOTAL*</b>	<b>17,486</b>	<b>100.0</b>	<b>9,207</b>	<b>100.0</b>	<b>8,143</b>	<b>100.1</b>

AGE AT REFERRAL (By Group)	AGGREGATE		RESIDENTIAL		NON-RESIDENTIAL	
	N	%	N	%	N	%
Under 10	350	2.0	17	0.1	331	4.0
10-13	4,287	24.5	1,780	19.3	2,479	30.4
14 - 17	10,262	58.7	6,239	67.8	3,972	48.8
18+	52	0.3	28	0.3	23	0.4
Not Reported/Unknown	2,535	14.5	1,143	12.5	1,338	16.4
<b>TOTAL*</b>	<b>17,486</b>	<b>100.0</b>	<b>9,207</b>	<b>100.0</b>	<b>8,143</b>	<b>100.0</b>

Source: Florida Network of Youth & Family Services Aggregate Client & Provider Information July 1993-June 1994

\*Note: The aggregate total does not equal the sum of the residential clients plus non-residential clients due to not being able to identify 136 of the clients in the Not Reported/Unknown category as residential or non-residential.

Table 1-3 shows the reasons for referral for youth receiving residential or non-residential services. Almost 48 percent were referred for being beyond control, 22.5 percent were runaways and it is notable that 2.1 percent were reported as throwaway. Throwaway youth are youth who families refuse to accept responsibility for them any longer.

**TABLE 1-3:**  
**CINS/FINS SERVICES**  
**REASON FOR REFERRAL FOR YOUTH SERVED IN**  
**RESIDENTIAL OR NON-RESIDENTIAL SERVICES**

REASON FOR REFERRAL	AGGREGATE		RESIDENTIAL		NON-RESIDENTIAL	
	N	%	N	%	N	%
At Home	8,376	47.9	2,555	27.8	5,776	70.9
Runaway	3,926	22.5	3,489	37.9	425	5.2
Throwaway	369	2.1	331	3.6	37	0.5
Homeless	207	1.2	189	2.1	17	0.2
Delinquency	249	1.4	227	2.5	16	0.2
Dependency	263	1.5	254	2.8	13	0.2
Not Reported/Unknown	4,096	23.4	2,162	23.5	1,856	22.8
<b>TOTAL*</b>	<b>17,486</b>	<b>100.0</b>	<b>9,207</b>	<b>100.0</b>	<b>8,140</b>	<b>100.0</b>

Source: Florida Network of Youth & Family Services Aggregate Client & Provider Information July 1993-June 1994

\*Note: The aggregate total does not equal the sum of the residential clients plus non-residential clients due to not being able to identify 136 of the clients in the Not Reported/Unknown category as residential or non-residential.

The majority of clients served had no history of prior involvement with dependency or delinquency (see Table 1-4). Only 1.5 percent had active dependency cases and 1.4 percent had active delinquency cases.

**TABLE 1-4:**  
**CINS/FINS SERVICES**  
**LEGAL STATUS OF YOUTH SERVED IN**  
**RESIDENTIAL OR NON-RESIDENTIAL SERVICES**

LEGAL STATUS	RESIDENTIAL		NON-RESIDENTIAL		TOTAL	
	N	%	N	%	N	%
CINS/FINS	8,726	94.8	8,114	99.6	16,840	97.1
Dependency	254	2.8	13	0.2	267	1.5
Delinquency	227	2.5	16	0.2	243	1.4
<b>TOTAL</b>	<b>9,207</b>	<b>100.0</b>	<b>8,143</b>	<b>100.0</b>	<b>17,350</b>	<b>100.0</b>

Source: Florida Network of Youth & Family Services Aggregate Client & Provider Information July 1993-June 1994

Table 1-5 displays the living arrangements for youth at the time of referral to CINS/FINS Services. In FY 1993-94, 62.2 percent were living in their own homes at the time of referral. Out of home placements accounted for 4.9 percent of those referred. Slightly over four percent of the youth were living with a relative, 5.4 percent were living with friends and the remaining were on the street or their living arrangement was unknown. Slightly over 70 percent of the youth served by the Florida Network were from within the state of Florida.

**TABLE 1-5:  
CINS/FINS SERVICES  
LIVING ARRANGEMENTS FOR YOUTH AT TIME OF REFERRAL**

CURRENT LIVING ARRANGEMENT	AGGREGATE		RESIDENTIAL		NON-RESIDENTIAL	
	N	%	N	%	N	%
Parent/ Guardian	10,619	60.7	4,816	52.3	5,753	70.6
Other Parent	203	1.2	100	1.1	101	1.2
Living Independently	63	0.4	53	0.6	9	0.1
<b>Subtotal - Own Home</b>	<b>10,885</b>	<b>62.2</b>	<b>4,969</b>	<b>54.0</b>	<b>5,854</b>	<b>71.9</b>
Other Adult	132	0.8	89	1.0	43	0.5
Foster Care	279	1.6	266	2.9	11	0.1
Residential Treatment Program	79	0.5	55	0.6	24	0.3
Other program/institution	361	2.1	269	2.9	101	1.2
<b>Subtotal - Out of Home Care</b>	<b>851</b>	<b>4.9</b>	<b>679</b>	<b>7.4</b>	<b>179</b>	<b>2.2</b>
Friend(s)	938	5.4	785	8.5	147	1.8
Relative	711	4.1	431	4.7	279	3.4
On the Run/Street	721	4.1	644	7.0	75	0.9
Not Reported/Unknown	3,380	19.3	1,699	18.5	1,609	19.8
<b>Subtotal - Other</b>	<b>5,750</b>	<b>32.9</b>	<b>3,559</b>	<b>38.7</b>	<b>2,110</b>	<b>25.9</b>
<b>TOTAL*</b>	<b>17,486</b>	<b>100.0</b>	<b>9,207</b>	<b>100.0</b>	<b>8,143</b>	<b>100.0</b>

Source: Florida Network of Youth & Family Services Aggregate Client & Provider Information July 1993-June 1994

\*Note: The aggregate total does not equal the sum of the residential clients plus non-residential clients due to not being able to identify 136 of the clients in the Not Reported/Unknown category as residential or non-residential.

The Florida Network programs provided residential care for 9,207 youth with an average length of stay of 7.4 days for a total of 68,132 days of residential care, a 32.6 percent increase from 1992-93. Another 8,143 clients received non-residential services only.

### Outcome Measurements

#### Outcome 1

#### **CINS/FINS SERVICES WILL REUNITE YOUTH WITH THEIR FAMILIES.**

**Definition:** Reunification reflects the number of youth receiving CINS/FINS services who were returned to their families upon completion of services.

- 80.6 percent of all clients served by the Florida Network agencies, that reported a placement at termination, were returned home.
- 75.7 percent of youth receiving residential services and reporting a placement at termination were returned home.
- 87.8 percent of youth receiving non-residential services and reporting a placement upon termination remained with their families.



Reunification is a goal of CINS/FINS Services just as it is for other out of home placements. For all clients served by the Florida Network, 85.1 percent reported a placement at termination of services and of these 80.6 percent (12,000 of 14,883) returned home (see Table 1-7). Over 19 percent (2,883 of 14,883) with a placement termination, were placed outside the home or remained outside of the home. While reunification is the primary goal of CINS/FINS Services, consideration must be given in each case to the appropriate placement of youth upon termination. Youth are also placed with relatives, HRS care or other residential treatment and independent living arrangements.

**TABLE 1-7:  
CINS/FINS SERVICES  
LIVING ARRANGEMENT AT TIME OF TERMINATION**

RESOLUTION	AGGREGATE		RESIDENTIAL		NON-RESIDENTIAL	
	N	%	N	%	N	%
Family	12,000	68.6	6,660	72.3	5,294	65.0
No Family	2,883	16.5	2,140	23.2	738	9.1
Not Reported	2,603	14.9	407	4.4	2,111	25.9
<b>TOTAL*</b>	<b>17,486</b>	<b>100.0</b>	<b>9,207</b>	<b>100.0</b>	<b>6,032</b>	<b>100.0</b>

*Source: Florida Network of Youth & Family Services Aggregate Client & Provider Information July 1993-June 1994*

*\*Note: The aggregate total does not equal the sum of the residential clients plus non-residential clients due to not being able to identify 136 of the clients in the Not Reported/Unknown category as residential or non-residential.*

### **Outcome 2**

**CINS/FINS YOUTH (AT RISK OF RUNNING AWAY) WILL BE MAINTAINED IN THEIR OWN HOMES OR OTHER APPROPRIATE PLACEMENT FOR SIX MONTHS FOLLOWING PROVISION OF CINS/FINS SERVICES.**

**Definition:** Providers conduct an annual telephone survey to ascertain the placement of a sample of youth at six months after services.

In 1993-94 the Florida Network of Youth and Family Services surveyed 2,336 youth who had received services. The sample of youth represents approximately 13.3 percent of those terminated from services between July 1, 1993 and June 30, 1994. The living arrangements reported by those located indicated 88.1 percent were living at home or in another appropriate placement. Over seventy (71.5) percent did not report requiring additional service upon termination.

### **Outcome 3**

**CLIENTS WILL REPORT SATISFACTION WITH SERVICES.**

**Definition:** Four client satisfaction scales were used to measure this outcome, which focused on attitudes of both parents and youth toward the counseling received, care by staff and the general program. All four scales were designed so that an average score of 1.0 indicated clients were dissatisfied; 2.0 indicated they were somewhat dissatisfied, 3.0 that

clients were ambivalent about services, 4.0 indicated clients were satisfied and 5.0 indicated that clients were very satisfied.

- Mean scale scores for the various services ranged from 3.88 to 4.39, indicating that both parents and youth were satisfied with services.

Parents and youth participating in residential and non-residential programs were administered client satisfaction scales. Approximately 4,000 responses were received. Mean scale scores indicate that both parents and youth were more than satisfied with services.

The lowest mean scale score (3.88) was measuring satisfaction of residential clients and the highest mean scale score (4.39) was measuring satisfaction of parents with non-residential services. Non-residential client mean scale scores measure 4.17 and the parents of residential clients recorded a mean scale score of 4.0.

A comparison to the mean scale scores from the previous years shows that client satisfaction has steadily increased:

FY 1989-90 mean range: 3.7 to 4.0  
FY 1990-91 mean range: 3.8 to 4.3  
FY 1991-92 mean range: 4.0 to 4.4  
FY 1992-93 mean range: 3.9 to 4.4  
FY 1993-94 mean range: 3.9 to 4.4

### **Program Costs**

Total HRS/Juvenile Justice expenditures for CINS/FINS Services in FY 1993-94 were \$15,148,858, representing an increase of 15.8 percent from FY 1992-93. Funding was provided through state general revenue dollars. General revenue expenditures by district are shown in Table 1-8. Additional funds were secured from local governments, social services agencies, private donations, and the Department of Education for the operation of service centers and the Florida Network. Generally, the funding from HRS covers 54 percent of the actual costs for providing these services. Funding from governmental sources (federal, state, and local) accounted for 77.4 percent of the total funding of CINS/FINS services. Since the number of clients served reported by the Florida Network includes all clients served, regardless of funding source, it is impossible at this time to determine actual program cost for juvenile justice clients.

The Florida Network has continued to be very successful in raising money and in getting services donated from the private sector. Donated resources in FY 1993-94 include over \$100,000 for state office training and conference center and \$20,000 for the Juvenile Justice Forum. Donated public service announcement productions and other public awareness materials, valued at over a half a million dollars, have continued to be aired by the Florida Cable Television Association and various local television stations during FY 1993-94. Twenty thousand dollars was donated by the Florida Telephone Association for the 1-800 Hotline.

**TABLE 1-8:  
CINS/FINS SERVICES  
DISTRICT REVENUE GENERAL EXPENDITURES**

DISTRICT	EXPENDITURES	SERVICE CENTER	LOCATION
1	938,435	LMF: Currie House	Pensacola
2	1,140,656	Hide House	Panama City
		Capital City Youth Services	Tallahassee
3	639,943	Interface	Gainesville
4	1,070,645	Youth Crisis Center North	Jacksonville
		Youth Crisis Center South	Jacksonville
5	1,892,001	Youth and Family Connection North	St. Petersburg
		Youth and Family Connection South	St. Petersburg
		Youth and Family Alternatives-Pasco	New Port Richey
6	1,181,285	Haven Poe Runaway Center	Tampa
		Youth and Family Connections-Manatee	Bradenton
7	1,512,271	Family Services Program	Orlando
		Crosswinds Youth Services	Merritt Island
		CHS-Central Florida	Orlando
8	1,356,437	Sarasota YMCA	Sarasota
		LMF: Oasis	Ft Myers
9	384,687	CHS: Safe Harbor	West Palm Beach
10	1,034,205	LMF: Lippman Family Center	Ft. Lauderdale
		LMF: Broward Family Center	Ft. Lauderdale
11	1,646,496	Miami Bridge- Central	Miami
		Miami Bridge-Homestead	Miami
		Switchboard of Miami	Miami
		Florida Keys Children's Shelter	Key West
12	836,158	B.E.A.C.H. House	Daytona
13	512,249	Arnette House	Ocala
		Youth and Family Alternatives- Hernando	Dade City
14	706,013	Youth and Family Alternatives- Polk	Lakeland
15	297,377	CHS- Wave C.R.E.S.T.	Ft. Pierce
<b>TOTAL</b>	<b>\$15,148,858</b>		

### Program Effectiveness

CINS/FINS Service Centers were available to all districts in FY 1993-94. The service centers varied in size and function, with 23 funded runaway shelters and 5 non-residential centers. Programs provided services to reunite the youth and families and to maintain youth in their homes. The Florida Network providers placed 80.6 percent of the youth with their families at the termination of CINS/FINS Services.

A follow-up study of a sample consisting of 2,336 client families terminated during the study period, indicated that, at six months to one year after release from CINS/FINS programs, 88.1 percent of the youth located were living at home or in another appropriate placement.

The CINS/FINS Services program has continued its transition during FY 1993-94 with three additional Florida Network service centers assuming Centralized Intake. Progress has been made in implementing the full continuum of services. Centralized Intake will be fully operational in January 1995 in all districts.

**TABLE 1-R**  
**CINS/FINS SERVICES**  
**RECOMMENDATION UPDATE**

Recommendation in 1993 Outcome Evaluation	Progress in FY 1993-94	1994 Report Recommendation
<p><b>Program Improvement</b></p> <p>The Florida Network should be encouraged to continue its own quality assurance process and to increase its compatibility with the statewide quality assurance program currently being implemented.</p> <p>Improvement should be sought in the areas of outreach, family intervention and restoration, independent living and increased involvement with schools.</p>	<p>In FY 1993-94, the implementation of CINS/FINS services continued.</p> <p>An ongoing, cooperative working relationship continued between the Department and the Florida Network.</p>	<p><b>Program Improvement</b></p> <p>The Florida Network should continue to work cooperatively with the new Department of Juvenile Justice on the statewide quality assurance process designed by the Department.</p> <p>The Florida Network should be encouraged to continue its own data collection, public awareness training, technical assistance, program development and research.</p> <p>Continued improvements should be made in all program service delivery areas.</p>

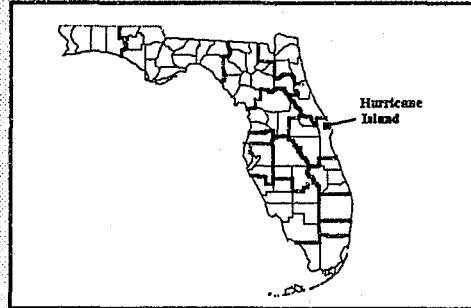


## CINS/FINS Services

### 2. HURRICANE ISLAND OUTWARD BOUND

#### Program Description

Hurricane Island Outward Bound provides an out-of-home program for status offenders, or "Children in Need of Services/Families in Need of Services" (CINS/FINS). Youth meeting the program's criteria have been consistently absent from school without authorization, have been beyond the control of his/her parents or guardians or have run away from home. An adjudication is not a prerequisite for placement, however, a referral must be initiated by department staff or an agent of the department.



The Hurricane Island program is designed to rehabilitate status offenders by providing a strict physical regimen to instill self-discipline and confidence. Services consist of an 18-day wilderness course, a ten-day intensive follow-up with clients and their families, and completion of a community service project. Reality therapy is the technique most used in treatment. During the follow-up period, contracts are developed with the youth and their families to establish new patterns of behavior. Parents must attend at least one parent meeting and a contracting session. They must also provide transportation to and from the program site. A minimum of six home contacts are required while the youth is in the program.

In the 1993-94 contract year, the Outward Bound CINS/FINS program operated 14 courses, averaging 10 students per course, for a total of 143 participants. Both males and females, 13 to 18 years of age, from Districts IV, V and VII were accepted into the program, located in Titusville.

#### Population Profile

Table 2-1 shows demographic information for FY 1990-91, FY 1991-92, FY 1992-93 and FY 1993-94. Demographic data indicates that, based on the proportion of black youth in the CINS/FINS Intake population, black youth continue to be under-represented in the Hurricane Island Outward Bound population. The percentage of black youth decreased sharply from 8.4 percent in FY 1992-93 to 2.8 percent in FY 1993-94. Sixteen youth, or 11.2 percent, were Hispanic, reflecting a rate increase (for the second consecutive year) from the FY 1992-93 rate of 9.9 percent. Forty-eight participants, or 33.6 percent, were female and 95, or 66.4 percent, were male. The gender ratio is the same as it was the previous year.

**TABLE 2-1:**  
**HURRICANE ISLAND OUTWARD BOUND**  
**POPULATION PROFILE OF CLIENTS SERVED**  
**IN FY 1990-91, FY 1991-92, FY 1992-93 and FY 1993-94**

AGE GROUP	FY 1990-91		FY 1991-92		FY 1992-93		FY 1993-94	
	#	%	#	%	#	%	#	%
12-13 years	38	26.8	24	17.4	47	35.9	40	28.0
14-15 years	78	54.9	92	66.7	72	55.0	85	59.4
16-17 years	26	18.3	22	15.9	12	9.2	17	11.9
18 years	0	0.0	0	0.0	0	0.0	1	0.7
<b>TOTAL</b>	<b>142</b>	<b>100.0</b>	<b>138</b>	<b>100.0</b>	<b>131</b>	<b>100.0</b>	<b>143</b>	<b>100.0</b>

RACE	FY 1990-91		FY 1991-92		FY 1992-93		FY 1993-94	
	#	%	#	%	#	%	#	%
Black	16	11.3	10	7.2	11	8.4	4	2.8
White	119	83.8	116	84.1	107	81.7	123	86.0
Hispanic	6	4.2	11	8.0	13	9.9	16	11.2
Asian	1	0.7	1	0.7	0	0.0	0	0.0
<b>TOTAL</b>	<b>142</b>	<b>100.0</b>	<b>138</b>	<b>100.0</b>	<b>131</b>	<b>100.0</b>	<b>143</b>	<b>100.0</b>

SEX	FY 1990-91		FY 1991-92		FY 1992-93		FY 1993-94	
	#	%	#	%	#	%	#	%
Female	50	35.2	43	31.2	44	33.6	48	33.6
Male	92	64.8	95	68.8	87	66.4	95	66.4
<b>TOTAL</b>	<b>142</b>	<b>100.0</b>	<b>138</b>	<b>100.0</b>	<b>131</b>	<b>100.0</b>	<b>143</b>	<b>100.0</b>

*Source: Hurricane Island Outward Bound School Annual Report, July 1991, September 1992, August 1994 and January 1995.*

### Client History

The majority of Hurricane Island Outward Bound clients were referred for reasons relating to running away, truancy or being beyond parental control. Although Hurricane Island Outward Bound keeps no data on specific reasons for referral, most of the youth have multiple problems relating to behavior, school, levels of maturity, academic achievement, and difficulties within their families. Of the 143 youth served by the program in the 1993-94 contract year, 82 (57.3 percent) were at the appropriate grade level. Over 42 percent of participants had failed at least one year in school. Over 94 percent of the youth attended public school, while 3.5 percent were enrolled in alternative schools and 2.1 percent attended private schools prior to participating in Hurricane Island Outward Bound.

## Outcome Measurement

### Outcome 1

#### **HURRICANE ISLAND OUTWARD BOUND PARTICIPANTS WILL SUCCESSFULLY COMPLETE THE PROGRAM.**

**Definition:** Successful completion means completing an 18-day wilderness course, a 10-day intensive follow-up period and a community service project as documented by the service provider.

- Of 143 youth beginning the course, 34 (23.8 percent) were removed from the wilderness component of the program prior to completion. There were no youth removed from the community follow-up component. The successful completion rate for the wilderness component for FY 1993-94 was 76.2 percent.

The percentage successfully completing the wilderness phase in FY 1993-94 (76.2) is lower than the 85.4 percent who completed the program in FY 1992-93 and the 90.0 percent who completed in FY 1991-92. The 34 youth were removed from the program this reporting period for the following reasons:

Runaway	18
Behavioral	12
Medical	4

### Outcome 2

#### **STATUS OFFENDERS WHO COMPLETE THE PROGRAM WILL NOT BE RE-REFERRED FOR A STATUS OR DELINQUENCY OFFENSE DURING THE YEAR FOLLOWING PROGRAM COMPLETION.**

**Definition:** Recidivism is defined as the rate at which clients who have completed the program are re-involved with the juvenile justice system. Re-involvement in this case can be equated to clients being charged with a new offense after program completion. Data were obtained from a contractor-conducted follow-up study of participants who successfully completed the program in FY 1992-93. The clients that successfully completed the program in FY 1992-93 were used for the recidivism study to allow for a full year of follow-up.

- Over 87 percent of the 111 youth successfully completing the program in FY 1992-93 had no further involvement with the juvenile judicial system by the end of FY 1993-94.

Table 2-2 provides data on the monthly intervals during which the fourteen youth recidivated. The type of re-involvement varied. All of the fourteen were charged with delinquent acts, which included technical violation of Community Control (6), trespassing (3), burglary (2), grand larceny (1), assault and/or battery (1), misdemeanor possession of marijuana (1), for a 12.6 percent recidivism rate into the juvenile justice system. It should be noted that this rate does not include recidivism into the adult system and is not comparable to other recidivism rates in this report.



**TABLE 2-2:  
HURRICANE ISLAND OUTWARD BOUND  
RECIDIVISM RATES FOR CLIENTS WHO HAD SUCCESSFULLY  
COMPLETED THE PROGRAM DURING FY 1992-93**

RECIDIVISM BY MONTHLY INTERVALS	NUMBER	PERCENT
1-3 months	5	4.5
4-6 months	5	4.5
7-9 months	1	0.9
10-12 months	3	2.7
No recidivism in first year	97	87.4
<b>TOTAL</b>	<b>111</b>	<b>100.0</b>

*Source: Hurricane Island Outward Bound School Review Report, August 1994*

### **Program Cost**

A total of \$353,658 from general revenue funds was expended for the Hurricane Island Outward Bound status offender program in FY 1993-94 which was the same as was funded in FY 1992-93.

### **Program Effectiveness**

Hurricane Island Outward Bound provides an alternative short-term placement for status offenders who need to be out of their homes until a family crisis can be resolved or the youth learns more appropriate ways of behaving. The 76.2 percent successful completion rate for FY 1993-94 was lower than the previous year (85.4 percent). This completion rate represents a decline for the third consecutive year. For those clients who completed the program during FY 1992-93 (to allow for a full year of follow-up) had a success rate relative to recidivism (no involvement with the juvenile justice system) of 87.4 percent. Both outcomes continue to indicate measures of program success, both in the short and long term but their continued decline should be examined. A continued effort is needed to identify minority youth in the status offender population who could benefit from participation in this program.

**TABLE 2-R**  
**HURRICANE ISLAND OUTWARD BOUND**  
**RECOMMENDATION UPDATE**

Recommendation in 1993 Outcome Evaluation	Progress in FY 1993-94	1994 Report Recommendation
<p><b>Program Maintenance</b></p> <p>This program has an over 85% successful completion rate and should be maintained.</p>	<p>The program had a 76.2 percent successful completion rate which was lower than last year's 85.4 percent.</p> <p>The success rate relative to recidivism was 87.4 percent.</p>	<p><b>Program Improvement</b></p> <p>The FY 1993-94 outcomes continue to indicate measures of program success in both the short and long term, but the fact that these measures have experienced 3 consecutive years of decline needs to be examined.</p> <p>Efforts need to continue to identify minority youth in the status offender population who would benefit from participation in this program so that there can be an increase in the number of minority youth served.</p>



### 3. PRACTICAL AND CULTURAL EDUCATION (PACE) CENTER FOR GIRLS

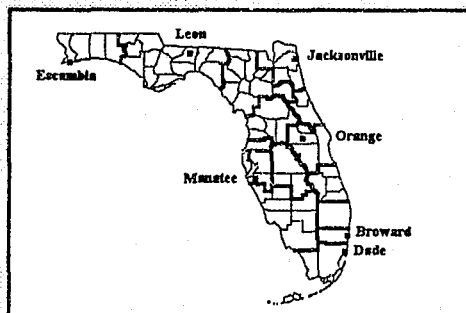
#### Program Description

The PACE Centers for Girls are non-residential programs which serve female status offenders, delinquents and dependents ages 12-18 years. The program aims to prevent juvenile delinquency, status offenses, school dropouts, foster care placements and teen pregnancies. Emphasis is placed on helping young women strengthen family

relationships, improve personal and academic functioning and obtain a high school diploma. Referrals to the program are made by parents, public school personnel, HRS counselors and juvenile judges.

PACE staff prepare individual treatment plans which contain short and long-term educational, social and personal goals. Progress is documented weekly. Program participants are required to pursue completion of a high school diploma. The PACE accredited high school program includes remedial, high school credit, GED and college preparation classes. Treatment services include a five-part Life Management component comprised of classes in Independent Living, Art/Drama, Parenting, Health/Physical Education and Career Development. Individual, group and family counseling services are also provided.

Each PACE student is eligible for graduation or transition after they successfully complete their individual treatment goals which typically consist of (a) advancing at least one grade level or earning the required credits for a high school diploma or equivalency; (b) participation in at least two community service projects (c) successful completion of life skills classes (d) and maintenance of at least 87% attendance rate; (e) advancement to an appropriate level within the system. The criteria noted above is the standard expectation, however, each student has an individualized treatment plan that outlines specific goals and objectives. Favorable termination is dependent upon completion of the individual and academic goals which are tailored to the unique needs of each student. Eligibility for graduation is also contingent upon the student's agreement to participate in a placement plan. Placement plans include mainstreaming back to one's home school; enrollment in an appropriate academic or vocational training program; and/or gainful employment. Community involvement may range from volunteering at a nursing home to participating in a city wide clean up campaign. Students who successfully complete PACE leave the program with either a high school diploma, a job or plans for further education. Follow up services are offered to students for a period of three years following termination. Follow up services are usually available to all students whether they successfully or unsuccessfully completed the program.



PACE, Inc. expanded in 1989 to include a chapter in Bradenton which serves Manatee county, a chapter in Orlando in 1991 serving Orange and Seminole counties, and chapters in Miami and Fort Lauderdale in 1992, which serve Dade and Broward counties respectively. Since 1993, two new chapters in Tallahassee and Pensacola serve Leon and Escambia counties.

### Population Profile

Table 3-1 provides data on the age and race of PACE students admitted during FY 1993-94 in the five counties with PACE centers. The number of students served by PACE during the fiscal year increased to 491 as compared to a total of 166 during FY 1992-93, due to the creation of the new centers. The average length of stay for FY 1993-94 was 6 months which is slightly lower than the 6.8 months for FY 1992-93.

**TABLE 3-1:  
PACE CENTER FOR GIRLS  
POPULATION PROFILE FOR FY 1993-94**

AGE AT ENTRANCE	PERCENT						
	BROWARD (N = 51)	DADE (N = 67)	DUVAL (N = 136)	MANATEE (N = 68)	ORANGE (N = 80)	LEON (N = 54)	ESCAMBIA (N = 35)
12-13 Years	6.1	32.0	0.0	6.0	5.0	18.5	11.0
14 Years	6.1	20.0	16.0	34.0	17.5	14.8	43.0
15 Years	24.2	37.0	45.0	32.0	35.0	37.0	29.0
16 Years	21.2	6.0	24.0	18.0	22.5	22.2	11.0
17-18 Years	42.4	5.0	15.0	10.0	20.0	7.5	6.0
<b>TOTAL</b>	100.0	100.0	100.0	100.0	100.0	100.0	100.0

RACE	PERCENT						
	BROWARD (N = 51)	DADE (N = 67)	DUVAL (N = 136)	MANATEE (N = 68)	ORANGE (N = 80)	LEON (N = 54)	ESCAMBIA (N = 35)
White	39.4	5.0	48.0	69.0	57.5	37.0	26.0
Hispanic	27.3	6.7	2.0	12.0	23.7	5.5	3.0
African American	33.3	83.3	49.0	19.0	18.8	57.5	69.0
Asian	0.0	0.0	1.0	0.0	0.0	0.0	0.0
Native American	0.0	1.7	0.0	0.0	0.0	0.0	0.0
Other	0.0	3.3	0.0	0.0	0.0	0.0	2.0
<b>TOTAL</b>	100.0	100.0	100.0	100.0	100.0	100.0	100.0

Source: PACE Center for Girls, adhoc report, April 7, 1995

## Outcome Measurement

### Outcome 1

**PACE PARTICIPANTS WILL BE DISCHARGED FAVORABLY FROM THE PROGRAM.**

**Definition:** Favorable discharge is dependent upon completion of the individual academic and treatment goals which are tailored to the unique needs of each student. Individual academic and treatment goals typically consist of (a) advancing at least one grade level or earning the required credits for a high school diploma or equivalency; (b) participation in at least two community service projects; (c) successful completion of life skills classes; (d) and, maintenance of at least 87% attendance rate; (e) advancement to an appropriate level within the system.

- The statewide average for favorable discharge in FY 1993-94 was 68.1 percent. The number favorably discharged by program was: Broward, 72.7 percent; Dade, 85 percent; Duval, 71.0 percent; Manatee, 50 percent and Orange, 58 percent. Leon and Escambia did not report a favorable discharge rates as they were open for only six months.

The average favorable discharge rate of 68.1 percent is down 10 percent from the previous year. The 32 percent regarded as unsuccessful releases from the program were for reasons that include: lack of attendance, runaway, incompatible behavior, and incarceration. Table 3-2 shows the yearend statistical overview.

**TABLE 3-2:  
PACE CENTER FOR GIRLS  
YEAREND STATISTICAL OVERVIEW FOR FY 1993-94**

	BROWARD	DADE	DUVAL	MANATEE	ORANGE	LEON	ESCAMBIA
Number of students served daily	30	30	60	40	40	30	20
Total students served	51	67	136	68	80	54	35
Favorable discharge rate	73.0%	85.0%	71.0%	50.0%	58.0%	*	*
Average attendance rate	91.5%	91.0%	91.0%	88.0%	82.0%	82.0%	63.0%
Number of credits earned	83.5	***	**	120	96.5	18	18

*Source: PACE Center for Girls, adhoc report, April 7, 1995*

*\* New chapters did not report terminations.*

*\*\* Duval PACE offers middle school courses and GED curriculum where no credit is assigned.*

*\*\*\* Dade PACE offers middle school courses where no credit is assigned.*

## **Outcome 2**

### **PACE PARTICIPANTS WILL IMPROVE THEIR ACADEMIC FUNCTIONING DURING PARTICIPATION IN THE PROGRAM.**

**Definition:** Academic functioning is related to the achievement of a high school diploma (GED or high school credit).

- Over 61 percent of the students improved their academic functioning while at PACE.

**TABLE 3-3:  
PACE CENTER FOR GIRLS  
STATUS AT END OF 1993-94 SCHOOL YEAR**

STATUS	PERCENT				
	BROWARD (N = 51)	DADE (N = 67)	DUVAL (N = 136)	MANATEE (N = 68)	ORANGE (N = 80)
Graduated or G.E.D.	33.3	0.0	26.0	0.0	2.0
Promoted	0.0	0.0	0.0	24.4	0.0
Mainstreamed	45.5	70.4	33.0	51.3	35.0
Dropped Out	15.2	7.4	20.0	0.0	0.0
Other	6.0	22.2	21.0	24.3	63.0
<b>TOTAL</b>	100.0	100.0	100.0	100.0	100.0

*Source: PACE Center for Girls, adhoc report, April 7, 1995*

*Note: Leon and Escambia PACE had only been open for six months*

There was an increase in the percentage of students improving their academic functioning while in the PACE program during the 1993-94 school year. Over 61.6 percent of the releases in FY 1993-94 earned a diploma, were promoted or were mainstreamed while at PACE compared to 37.5 percent during FY 1992-93.

### **Program Cost**

The PACE Center for Girls, during FY 1993-94, expended \$571,047 in general revenue funds awarded by HRS for the operation of its program. PACE also received part of its funding from federal and local funds, the United Way and private donations.

### **Program Effectiveness**

The P.A.C.E. Center for Girls performed favorably during FY 1993-94 in working with troubled females, demonstrating positive performance for the third consecutive year. During FY 1993-94 the total served increased from a total of 166 in FY 1992-93 to 571 in FY 1993-94. The capacities for each of the programs are: Duval (Jacksonville)-60; Orange (Orlando)-40; Manatee (Bradenton)-40; Dade (Miami) 30; Broward (Fort Lauderdale) 30; Leon (Tallahassee) 30; Escambia (Pensacola) 20..

During FY 1994-95, the department should consider expanding the program to other districts.

**TABLE 3-R**  
**PRACTICAL AND CULTURAL EDUCATION CENTER FOR GIRLS (PACE)**  
**RECOMMENDATION UPDATE**

Recommendation in 1993 Outcome Evaluation	Progress in FY 1993-94	1994 Report Recommendation
<p><b>Program Expansion</b></p> <p>The Department should expand the PACE programs by two programs a year until each district has at least one program.</p>	<p>The Department has added two new PACE programs this year, one each in Districts 1 and 2.</p>	<p><b>Program Expansion</b></p> <p>The Department should continue to add two new PACE programs per year until each district has at least one program.</p> <p>Codes for "other" reason for referral, "other" referral source and "other" end of school year status should be more discrete. Percentages in these areas are too high and do not provide meaningful information.</p> <p>There should be a requirement that all PACE programs provide outcome data.</p>



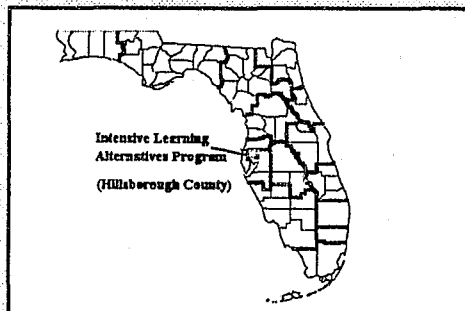


## Prevention and Diversion Services

### 4. INTENSIVE LEARNING ALTERNATIVES PROGRAM (ILAP)

#### Program Description

The Intensive Learning Alternatives Program (ILAP) is designed to reduce the number of delinquency, status offense and dependency referrals, and to improve school attendance and performance among participants. This program is an interagency joint venture between HRS and the Hillsborough County School System.



ILAP is a "back to basics" program for junior high school students. Classroom size is limited to 18 students with teachers individualizing instruction. A counselor provides group counseling and social skills education and works with individual students and their families. Students remain in the program until improvement is noted, but no longer than one school year. Both the student and parent agree to participation in the program.

Students are selected for ILAP primarily through the Dean's Office with ILAP teacher and counselor input. Students who are disruptive, disinterested or unsuccessful are eligible for the program. These are typically students with multiple problems but who fall through the cracks in qualifying for existing special education programs.

Students are usually failing, do not attend school regularly, present behavior problems or have family problems which inhibit academic performance.

ILAP served 22 out of 26 middle schools in Hillsborough County during the 1993-94 school year. During this fiscal year, ILAP expanded to three units at five of the 22 schools. Two units were at five schools. Each class had its own teacher but shared an HRS counselor. The total number of ILAP classes in 1993-94 was 33.

Funding for ILAP comes from two sources: HRS and the Hillsborough County School System. The school system contracts with HRS to hire and supervise the 22 counselors and one secretary. HRS provides partial funding for the counselors and funding for a supervisor. The school system also uses alternative education funding for teachers' salaries, instructional materials and other school-related expenses. This program is an excellent example of an interagency joint venture.

## Population Profile

The total number served by ILAP was 968 students. As part of this study, records were checked to determine whether students in the program had ever been found to be delinquent or dependent; 61.3 percent had no such record while 38.7 percent had an active or inactive dependency or delinquency case. However, this underestimates how many youth have been involved with HRS. Youth could have received intake services and may not have been counted. Approximately one-third have been found to be delinquent or dependent. Table 4-1 provides population profile data on the students served by ILAP during FY 1993-94.

**TABLE 4-1:  
INTENSIVE LEARNING ALTERNATIVES PROGRAM (ILAP)  
POPULATION PROFILE FOR FY 1993-94**

<b>TOTAL SERVED</b>	968
---------------------	-----

<b>AVERAGE AGE</b>	14.1
--------------------	------

<b>AVERAGE GRADE LEVEL</b>	7.8
----------------------------	-----

	<b>NUMBER</b>	<b>PERCENT</b>
<b>REPEATED 1 OR MORE GRADES</b>	604	62.4

<b>SEX</b>	<b>NUMBER</b>	<b>PERCENT</b>
FEMALE	431	44.5
MALE	537	55.5
<b>TOTAL</b>	968	100.0

<b>RACE</b>	<b>NUMBER</b>	<b>PERCENT</b>
WHITE	567	58.6
MINORITY	401	41.4
<b>TOTAL</b>	968	100.0

*Source: Intensive Learning Alternatives Program, Summary of Statistics for the 1993-94 School Year*

*\* Minority includes Black, Hispanic, Asian and Native American.*

Referrals for law violations during the previous year numbered 344. There were 273 dependency referrals. Most students' involvement in the program related to school problems; i.e., suspensions, absences and dean referrals for misbehavior. In the year prior to placement in ILAP, the participating students had a combined total of 3,150 discipline referrals, for an average of 3.3 per client, were absent 26,937 days during the year, for an average of 28 days, and had a combined total of 998 suspensions, for an average of slightly over 1 per client. Their school history reflected their need for an alternative to the regular classroom.

Demographic characteristics of ILAP students have remained stable. The average age remained the same as FY 1992-93 at 14.1 years, and the average grade level remained the same as FY 1992-93 at 7.8 in FY 1993-94. The percent who had repeated one or more grades dropped from 62 percent in FY 1990-91 to 58.0 percent in FY 1991-92, stayed the same in FY 1992-93, then increased to 62.4 percent in FY 1993-94. There is a trend toward an increasing percentage of ILAP participants being minority students: 26 percent minority in 1988-89, 28 percent minority in 1989-90, 31 percent minority in 1990-91, 33 percent in 1991-92, almost 35 percent in 1992-93 and 41 percent in 1993-94. Minority students are over-represented, according to their percentage in the population (minority students make up 20.7 percent of the population of youth in Hillsborough County in the 10-17 age group). However, their dropout rate has traditionally been higher than that of whites. The dropout rate for males has also been traditionally higher than that of females. Over-representation to an even greater extent for both minorities and males might be a reasonable expectation.

### **Program Data**

A student's length of stay in ILAP varied from a single, nine-week grading period to a full school year. An average length of stay has not been calculated. Students return to the regular classroom setting as soon as it is appropriate.

One of the important features of ILAP is the counselor involvement with students and their families outside the educational setting. According to the "ILAP Summary of Statistics for 1993-94 School Year," a total of 6,848 field or home contacts were made during the year. This represented an average of 7.1 contacts per ILAP student and includes contacts with the student away from school and with their parents at home or at school. This compares to 8,350 field visits last year or an average of 10.3 visits per student. This amounts to 3.2 fewer visits per student than during the previous year.

### **Outcome Measurement**

Aggregate information on ILAP students reported at the end of each nine-week grading period and information in the "ILAP Summary of Statistics for 1993-94 School Year" were used in assessing the achievement of the following outcomes.

#### **Outcome 1**

#### **ILAP PARTICIPANTS WILL SUCCESSFULLY COMPLETE THE PROGRAM.**

**Definition:** "Successful" completion of the program indicates the student has met all goals established. "Partially successful" indicates the student has met some of the goals. Students not meeting any goals are designated as "unsuccessful."

- Of the 968 students enrolled in FY 1993-94, 495 completed the program successfully, a successful completion rate of 51.1 percent. Over 19 percent were partially successful (190 students).

- The remaining students were transferred to other alternative education programs (.8 percent or 8 students), were released before a determination could be made (4.3 percent or 42 students), or, failed to meet the criteria for successful program completion (24.1 percent or 233 students).

During the 1986-87 and 1987-88 school years, ILAP only classified students as "successful" or "unsuccessful." In the 1988-89 school year the school board requested that the program report on those who were "partially successful" or who met some of the goals. Thus the number of "successful" students fell in 1988-89 since the students now were divided into two categories instead of one. The percentage of successful students has been relatively stable from school year 1988-89 to the present, ranging from 51.1 to 60 percent.

#### **Outcome 2**

**ILAP PARTICIPANTS WILL NOT BE REFERRED FOR ABUSE OR NEGLECT, OR INCUR DELINQUENCY REFERRALS DURING THE PROGRAM.**

**Definition:** Information on the ILAP students in the school year prior to entering the program was collected by the program. This included the history of referrals for law violations and dependency referrals. The program continued to track referrals during program participation. The program has set an expected reduction of 50 percent. Information was obtained from the "ILAP Summary of Statistics for 1993-94 School Year."

- Delinquency referrals were reduced by 54.1 percent.
- Referrals for abuse or neglect were reduced 76.9 percent.

Table 4-2 contains comparisons related to program objectives.

**TABLE 4-2:**  
**INTENSIVE LEARNING ALTERNATIVES PROGRAM**  
**SUMMARY OF ILAP STATISTICS REFLECTING EFFECTIVENESS**  
**IN ACHIEVING OUTCOME RELATED GOALS FOR FY 1993-94**

<b>PROBLEM AREAS</b>	<b>1992-93 REGULAR CLASSROOM</b>	<b>1993-94 ILAP CLASSROOM</b>	<b>1993-94 PERCENT REDUCTION</b>	<b>1992-93 PERCENT REDUCTION</b>	<b>PROGRAM OBJECTIVE: PERCENT REDUCTION</b>
Delinquency Referrals	344	158	54.1	58.3	50.0
Status Offense Referrals	4	6	-50.0	27.3	N/A
Abuse/Neglect Referrals	269	57	78.8	80.9	50.0
Absences	26,837	17,560	34.6	41.9	50.0
Suspensions	998	770	22.8	32.6	25.0
Suspension Days	3,559	2,967	16.6	36.7	--
Discipline Referrals	3,150	1,989	36.9	46.3	50.0

*Source: Intensive Learning Alternatives Program, Summary of Statistics for the 1993-94 School Year*

*\*Note - This data was obtained from the HRS Client Information System (CIS).*

The reduction in referrals to HRS was substantial. Delinquency referrals were reduced by 54.1 percent (from 344 referrals prior to ILAP to 158 referrals during ILAP participation). Dependency referrals were reduced by 78.8 percent (from 269 referrals prior to ILAP to 57 referrals during ILAP participation).

Status offense referrals have been reported for the second consecutive year. They were not reported during FY 1991-92, therefore, an analysis cannot be made between FY 1992-93 and FY 1993-94 comparison statistics, and FY 1991-92 and FY 1992-93 comparison statistics.

### **Outcome 3**

#### **SCHOOL ATTENDANCE AND PERFORMANCE AMONG ILAP PARTICIPANTS WILL IMPROVE.**

**Definition:** The program reported pre-program and during-program comparisons on school attendance, suspensions, dean referrals, and grade point averages in the "ILAP Summary of Statistics for 1993-94 School Year." The program has set a goal of reducing absences and discipline referrals by 50 percent and suspensions by 25 percent.

- There was a 34.6 percent reduction in the number of absences for the 1993-94 school year as compared to the 1992-93 school year.
- There was a 22.8 percent reduction in the number of suspensions.
- There was a 36.9 percent reduction in the number of discipline referrals.
- Grade point averages rose from 1.3 to 2.1 on a 4 point scale.

ILAP was able to alter students' behaviors and reduce the problems that led to their referral to the program. Table 4-2 summarizes the changes made. Substantial reductions in all problem areas were shown. Grade point averages rose from 1.3 (D average) to 2.1 (C average).

There is no information available to determine whether changes are short-lived, only occurring while the student participates in ILAP, or if the changes have a longer-lasting effect on the student's behavior in school as well as academic performance and on future involvement with the dependency or delinquency programs. This data would be very useful.

In previous years, standardized achievement test scores in reading and math have been reported. Hillsborough County no longer requires such tests for these students; therefore, this information is no longer available.

### **Program Cost**

Expenditures for ILAP in Hillsborough County amounted to \$783,591<sup>1</sup> from general revenue and contract funding.

### **Program Effectiveness**

The Intensive Learning Alternatives Program (ILAP) has continued to demonstrate a substantial positive effect on participants in the program. ILAP represents an interagency partnership where HRS works with the school system of Hillsborough County to affect behaviors that are problems for the school system as well as behaviors that require HRS intervention. Excellent documentation is provided on the effects of the program.

HRS intervention was substantially reduced while students were in the program. Delinquency referrals were down a remarkable 54.1 percent from the year prior to ILAP, and dependency referrals were down 78.8 percent. Reductions were also seen in school absences (34.6 percent), school suspensions (22.8 percent) and discipline referrals (36.9 percent). Grade point averages rose from 1.3 (D average) to 2.1 (C average).

Status offense referrals were reported in the ILAP report for the second consecutive year. The number of status offense referrals reported during ILAP participation were small (6 referrals).

This program provides excellent documentation of the effects of the program on student behavior and HRS involvement in the short term. A follow-up procedure should be devised whereby students leaving the program are tracked for one year to see if the number of absences, discipline referrals, etc. remains lower. A special study which tracks a cohort of students for three to five years would also be helpful. The size of the program indicates that an extra staff person would probably be needed to conduct this study.

At the present time, individual client information is not computerized to allow for sophisticated statistical analysis. If the program continues to expand, consideration should be given to developing a database to retain client information. Analysis could then be done on such things as the relationship between length of stay in the program, the frequency of contact with the counselor, and the student's success in the program.

This program has demonstrated consistent success in lowering the amount of HRS involvement with those who participate. The Department would do well to consider initiating the establishment of programs in other school systems around the state. A program such as ILAP seems an excellent choice to become part of the initiative on "Full-Service Schools." Full-service schools will co-locate HRS services (such as Food Stamps, AFDC) in the schools. ILAP counselors would be a further extension of services.

In preparation for a Legislative Budget Request to expand services, research should be conducted to look at school-based programs that serve the same population as ILAP but do not use delinquency counselors. The impact of these programs on delinquency referrals should be determined. Such research would ascertain whether the use of this program model is pivotal in achieving reductions in such referrals. The federally funded Juvenile Justice and Delinquency Prevention Programs have school-based programs which could be compared to ILAP.

In conclusion, ILAP is an effective program that is able to demonstrate its impact on delinquency and dependency referrals and problem school behavior, as well as grade point average. It is worthy of being expanded to other school systems and should be considered for inclusion in the initiative to establish full-service schools.

#### NOTES

*1 Source: JJP FY 1993-94 Expenditures by Program Component Report for outcome evaluation purposes. It should be noted that the Hillsborough County school system also provides money for this program.*



**TABLE 4-R**  
**INTENSIVE LEARNING ALTERNATIVES PROGRAM (ILAP)**  
**RECOMMENDATION UPDATE**

Recommendation in 1993 Outcome Evaluation	Progress in FY 1993-94	1994 Report Recommendation
<p><b>Program Expansion</b></p> <p>This program continues to be one of the most successful and should be replicated in other locations.</p> <p>Research is needed in two critical areas:</p> <p>1) The role of the counselor in the success of this program.</p> <p>2) The effectiveness of the program in changing behavior after students leave the program. At present there is no follow-up on the students success rates.</p>	<p>There were no significant changes in the way the program was run, however discussion to expand the program is underway.</p>	<p><b>Program Expansion</b></p> <p>This program continues to be one of the most successful and should be replicated in other locations.</p> <p>Standardized pre- and post-testing should be re-established.</p>

## Prevention and Diversion Services

### 5. JUVENILE ALTERNATIVE SERVICES PROGRAM (JASP)

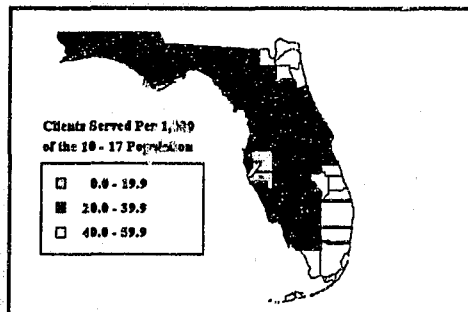
#### Program Description

The Juvenile Alternative Services Program (JASP) is an alternative to handling juvenile offenders judicially by providing diversion and dispositional alternatives to Community Control. JASP began in 1979 as a pilot project in three districts and was expanded statewide in 1981. The JASP caseload is primarily generated through referrals from Delinquency Intake, and consists of youth

identified for diversion. Intake makes recommendations for JASP placement, but the state attorney has the final authority to determine if a case can be referred for nonjudicial handling. Although the intent of the program is diversion from judicial dispositions, judicial dispositions to JASP do occur statewide.

Individual plans are designed for youth referred to the programs. These include service goals, such as community service and restitution, and/or treatment goals such as individual or family counseling. Program counselors either provide services or oversee the completion of the plan. If youth fulfill the plan, court action is averted; if not, the state attorney decides whether or not to file a petition seeking court action.

The JASP program is operated by providers on a contractual basis with HRS. Program funding is through state general revenue funds.



#### Population Profile

JASP served 49,899 cases during FY 1993-94. The Client Information System (CIS/Demographic Provider file) recorded 29,962 youth terminated from JASP programs during FY 1993-94, which is up slightly from the 28,063 terminated last year. CIS/Demographic Provider file data were used for the demographic analysis (Tables 5-1A through 5-1D) to maintain a uniform base for comparing JASP youth with youth served in other programs.

White youth made up 62.5 percent of the JASP population, blacks 36.1 percent and others 1.3 percent. Males comprised 70.6 percent of the statewide population and females comprised 29.3 percent.

**TABLE 5-1A:  
JUVENILE ALTERNATIVE SERVICES PROGRAM (JASP)  
POPULATION PROFILE BY DISTRICT  
FOR FY 1993-94**

DISTRICT	# OF YOUTH SERVED	# OF CASES SERVED	# OF RESIDENT DAYS	AVERAGE DAILY POPULATION	# OF YOUTH RELEASED	AVERAGE AGE AT DISCHARGE	AVG. AGE AT 1ST DELINQUENCY REFERRAL
1	1,533	1,571	122,945	336.6	1,157	15.5	14.6
2	1,650	1,709	141,859	388.4	1,277	15.4	14.3
3	1,366	1,400	162,282	444.3	977	15.3	13.6
4	5,079	5,170	714,968	1,957.5	3,037	15.1	14.4
5	2,662	2,735	313,543	858.4	1,745	15.2	14.0
6	2,140	2,210	149,185	408.4	1,796	15.2	14.1
7	4,665	4,821	425,377	1,164.6	3,384	15.3	14.5
8	2,089	2,199	161,546	442.3	1,561	15.6	14.3
9	3,383	3,501	691,960	1,894.5	1,307	15.8	13.9
10	6,666	7,190	949,771	2,600.3	3,644	15.2	13.8
11	10,621	11,151	1,438,471	3,938.3	6,567	15.6	14.5
12	1,303	1,361	159,638	437.1	792	15.8	14.8
13	1,719	1,749	216,503	592.8	1,197	14.9	13.7
14	1,364	1,417	107,164	293.4	918	15.1	13.9
15	1,694	1,715	382,235	1,046.5	603	15.5	13.8
STATEWIDE	47,934	49,899	6,137,447	16,803.4	29,962	15.4	14.2

**TABLE 5-1B:  
AGE BY DISTRICT**

DISTRICT	PERCENT									NUMBER RELEASED
	LESS THAN 10	10-13	14	15	16	17	18	19-20	UNKNOWN	
1	1.2	23.4	14.9	19.4	20.3	17.5	3.3	0.0	0.1	1,157
2	1.1	24.0	16.8	19.7	17.7	17.0	3.6	0.0	0.0	1,277
3	2.7	26.6	15.3	18.2	16.6	16.9	3.6	0.0	0.2	977
4	2.5	29.4	15.3	18.6	17.5	15.7	1.0	0.0	0.0	3,037
5	2.4	27.3	16.6	18.4	18.3	15.2	1.8	0.0	0.0	1,745
6	3.7	24.3	16.0	19.4	16.5	15.8	4.2	0.1	0.0	1,796
7	2.0	23.9	17.4	18.5	18.1	18.0	2.2	0.0	0.0	3,384
8	1.3	21.9	16.2	18.1	19.8	19.2	3.5	0.0	0.0	1,561
9	1.8	17.8	16.0	21.6	18.8	21.2	2.5	0.2	0.1	1,307
10	3.6	23.5	13.8	17.6	20.3	18.9	2.2	0.0	0.0	3,644
11	1.6	20.3	16.6	19.0	20.6	20.0	1.8	0.1	0.0	6,567
12	0.5	20.1	14.3	21.6	18.4	19.6	5.6	0.0	0.0	792
13	3.3	29.5	17.4	16.6	15.9	14.2	3.1	0.0	0.0	1,197
14	3.5	27.6	15.6	16.9	17.8	15.4	3.4	0.0	0.0	918
15	2.7	24.2	20.1	16.6	18.7	15.8	2.0	0.0	0.0	603
STATEWIDE	2.3	23.8	16.0	18.7	18.8	17.9	2.5	0.0	0.0	29,962

(continued on next page)

**TABLE 5-1C:  
RACE BY DISTRICT**

DISTRICT	PERCENT					NUMBER RELEASED
	WHITE	BLACK	ASIAN	NATIVE AMERICAN	UNKNOWN	
1	66.6	30.9	1.6	0.0	0.8	1,157
2	56.9	42.0	1.1	0.1	0.0	1,277
3	56.0	43.4	0.1	0.0	0.5	977
4	62.0	35.9	1.0	0.0	1.1	3,037
5	74.5	23.7	1.2	0.2	0.4	1,745
6	61.9	35.2	0.3	0.0	2.7	1,796
7	71.8	26.4	1.4	0.0	0.4	3,384
8	75.6	23.8	0.3	0.0	0.3	1,561
9	63.7	34.5	0.6	0.0	1.1	1,307
10	52.2	45.6	0.1	0.2	1.9	3,644
11	53.6	45.9	0.1	0.0	0.4	6,567
12	78.4	21.1	0.1	0.0	0.4	792
13	78.9	20.6	0.1	0.0	0.5	1,197
14	63.0	36.7	0.1	0.0	0.2	918
15	64.8	35.0	0.0	0.0	0.2	603
STATEWIDE	62.5	36.1	0.5	0.0	0.8	29,962

**TABLE 5-1D:  
SEX BY DISTRICT**

DISTRICT	PERCENT			TOTAL
	MALES	FEMALES	UNKNOWN	
1	70.4	29.6	0.0	1,157
2	71.2	28.8	0.0	1,277
3	67.9	32.1	0.0	977
4	68.3	31.6	0.1	3,037
5	74.7	25.3	0.1	1,745
6	70.2	29.1	0.7	1,796
7	65.6	34.3	0.1	3,384
8	76.7	23.3	0.0	1,561
9	75.9	24.1	0.0	1,307
10	73.6	26.3	0.1	3,644
11	69.6	30.4	0.0	6,567
12	68.2	31.8	0.0	792
13	71.2	28.8	0.0	1,197
14	68.6	31.4	0.0	918
15	74.8	25.2	0.0	603
STATEWIDE	70.6	29.3	0.1	29,962

*Source: Youth Served, Cases Served, Number of Resident Days and Average Daily Population (CIS/Demographic Provider Adhoc Run Extract, February 1995). Youth Discharged, Average Age at Discharge, Average Age at 1st Delinquency Referral, Age, Sex, and Race (CIS clients released during FY 1993-94 from the FY 1993-94 OE Extract).*

As indicated in Table 5-2, the average length of stay in JASP was 2.9 months.

**TABLE 5-2:  
JUVENILE ALTERNATIVE SERVICES PROGRAM (JASP)  
LENGTH OF SERVICES BY DISTRICT  
FOR FY 1993-94**

<b>DISTRICT</b>	<b># OF CLIENTS RELEASED</b>	<b>AVG. LENGTH OF SERVICES (in months)</b>
1	1,157	2.9
2	1,277	3.0
3	977	3.0
4	3,037	3.2
5	1,745	3.2
6	1,796	2.2
7	3,384	2.4
8	1,561	2.5
9	1,307	3.8
10	3,644	2.7
11	6,567	3.1
12	792	3.5
13	1,197	2.4
14	918	2.7
15	603	5.2
<b>STATEWIDE</b>	<b>29,962</b>	<b>2.9</b>

*Source: CIS/Demographic Provider Adhoc Run Extract, February 1995*

### **Program Data**

An examination of the percentage of delinquency cases handled at Intake that were referred for JASP services in FY 1993-94 shows that statewide, 17.3 percent of the 149,623 delinquency cases disposed at Intake were placed in JASP, as compared to 21.0 percent placed on Community Control (Table 5-3). This is lower than the 19.2 percent placed in JASP last year. As was true last year, there appears to be a wide variation among districts in terms of the percentage of cases handled through JASP, with a range from 5.5 percent in District 12 to 29.2 percent in District 3. This variation is directly affected by the policy of the local state attorney and/or court towards the utilization of JASP. Some of the youth handled judicially and placed on Community Control supervision could be served effectively by JASP.

**TABLE 5-3:**  
**JUVENILE ALTERNATIVE SERVICES PROGRAM (JASP)**  
**STATEWIDE INTAKE CASE DISPOSALS TO COMMUNITY CONTROL AND JASP**  
**FOR FY 1993-94**

DISTRICT	# OF CASES DISPOSED AT INTAKE	COMMUNITY CONTROL PLACEMENTS		JUDICIAL JASP PLACEMENTS		NON-JUDICIAL JASP PLACEMENTS	
		#	%	#	%	#	%
1	5,378	992	18.4	388	7.2	801	14.9
2	5,769	1,098	19.0	480	8.3	1,016	17.6
3	4,032	885	21.9	330	8.2	847	21.0
4	10,612	2,108	19.9	63	0.6	2,482	23.4
5	11,988	2,101	17.5	1,281	10.7	643	5.4
6	16,203	3,446	21.3	1,365	8.4	533	3.3
7	19,269	5,778	30.0	493	2.6	2,333	12.1
8	9,116	2,060	22.6	403	4.4	597	6.5
9	8,443	1,582	18.7	86	1.0	1,330	15.8
10	13,819	3,142	22.7	37	0.3	1,759	12.7
11	20,251	2,802	13.8	249	1.2	4,748	23.4
12	5,876	1,297	22.1	83	1.4	243	4.1
13	5,290	1,220	23.1	258	4.9	925	17.5
14	7,887	1,977	25.1	84	1.1	974	12.3
15	3,370	551	16.4	283	8.4	518	15.4
OUT OF STATE	2,308	326	14.1	52	2.3	140	6.1
UNKNOWN	12	0	0.0	0	0.0	1	8.3
STATEWIDE	149,623	31,365	21.0	5,935	4.0	19,890	13.3

*Source: CIS/DDR, February 1995 extract*

Statewide, 58.2 percent of all delinquency case dispositions were handled judicially in FY 1993-94, while 37.7 percent were handled non-judicially. This is down from last year's 60.4 percent of all delinquency case dispositions being handled judicially.

### Outcome Measurement

#### Outcome 1

#### **JASP CLIENTS WILL SUCCESSFULLY COMPLETE THE PROGRAM.**

**Definition:** A successful completion is defined as a client who, upon completion of the program, has a termination status of terminated, sanctions/services completed successfully. The model contract states that 80 percent of youth will successfully complete the program.

- 65.3 percent of youth referred to JASP successfully completed the program.

Table 5-4 indicates that 65.3 percent of youth were successfully released from JASP. This is down slightly from last year's 66.8 percent but this may be due to the data being extracted from CIS/Demographic Provider file instead of the JASP Client Exit Forms.

**TABLE 5-4:  
JUVENILE ALTERNATIVE SERVICES PROGRAM (JASP)  
SUCCESSFUL AND OTHER CASE CLOSURES  
FOR CLIENTS RELEASED DURING FY 1993-94**

DISTRICT	SUCCESSFUL COMPLETIONS		UNSUCCESSFUL COMPLETIONS		OTHER		NUMBER RELEASED
	#	%	#	%	#	%	
1	1,016	87.8	141	12.2	0	0.0	1,157
2	1,164	91.2	113	8.8	0	0.0	1,277
3	884	90.5	93	9.5	0	0.0	977
4	1,155	38.0	1,880	61.9	2	0.1	3,037
5	1,365	78.2	380	21.8	0	0.0	1,745
6	1,341	74.7	454	25.3	1	0.1	1,796
7	2,628	77.7	754	22.3	2	0.1	3,384
8	1,250	80.1	311	19.9	0	0.0	1,561
9	781	59.8	526	40.2	0	0.0	1,307
10	1,865	51.2	1,778	48.8	1	0.0	3,644
11	3,254	49.6	3,308	50.4	5	0.1	6,567
12	587	74.1	205	25.9	0	0.0	792
13	1,082	90.4	115	9.6	0	0.0	1,197
14	758	82.6	159	17.3	1	0.1	918
15	424	70.3	179	29.7	0	0.0	603
STATEWIDE	19,554	65.3	10,396	34.7	12	0.0	29,962

*Source: CIS/Provider/TP3, OE Extract, FY 1993-94 (clients released during FY 1993-94)*

#### **Outcome 2**

**JASP CLIENTS WILL HAVE NO SUBSEQUENT OFFENSES WITHIN ONE YEAR FOLLOWING SUCCESSFUL PROGRAM COMPLETION.**

**Definition:** Many measures can be utilized as indications of recidivism, all related to subsequent law violations. A number of such measures are presented below. Re-referrals indicate that youth have been charged with another delinquent offense, but a subsequent referral is not necessarily evidence that the youth committed the offense charged. Determination of whether a subsequent law violation occurred is more accurately measured in Juvenile Justice data systems by whether there was an adjudication (or adjudication withheld) for one or more delinquent offenses following release. Such a finding by the court is a clearer measure than a subsequent referral. Adult felony convictions, for which youth were placed on adult probation or sentenced to adult prison, are also reported. A combined juvenile and adult felony conviction rate is also presented, as is a total of all juvenile adjudications and adult felony convictions. The operational definition of recidivism is, finally, the number of youth released from a program between January 1 and June 30 of 1993 who had been recommitted to Juvenile Justice, placed on adult probation or sent to prison within one year following release.

**TABLE 5-5A:**  
**JUVENILE ALTERNATIVE SERVICES PROGRAM (JASP)**  
**JUVENILE JUSTICE RE-REFERRAL RATE**  
**FOR YOUTH RELEASED BETWEEN JANUARY AND JUNE 1993**

DISTRICT	TOTAL RELEASED	% RE-REFERRALS TO JUVENILE JUSTICE*							
		6 MONTHS				1 YEAR TOTAL			
		FELONY	MISD.	OTHER	TOTAL	FELONY	MISD.	OTHER	TOTAL
1	528	9.5	6.4	0.8	14.0	14.8	10.8	2.7	21.4
2	668	9.9	9.1	1.2	16.6	14.7	15.4	2.1	26.0
3	399	4.8	7.0	1.3	10.3	11.0	15.8	2.5	23.1
4	594	7.6	9.9	17.5	26.4	11.3	15.3	19.5	32.0
5	679	7.8	13.7	1.9	19.3	14.9	23.6	6.8	32.8
6	707	8.5	10.0	2.0	16.1	15.6	18.4	5.4	26.9
7	1,594	5.9	7.0	1.4	12.4	10.9	13.2	2.6	20.4
8	598	8.5	9.4	2.0	16.7	15.2	17.7	5.4	26.6
9	188	4.8	8.0	2.1	13.3	11.7	14.4	4.3	23.4
10	1,041	8.9	9.0	0.6	15.2	13.9	16.4	1.4	23.7
11	1,492	6.6	7.1	2.3	13.5	11.5	12.3	3.2	21.0
12	334	4.2	9.6	0.9	12.6	8.7	16.5	2.7	21.0
13	573	3.3	5.4	0.2	8.4	7.2	9.9	1.0	14.8
14	491	7.7	12.6	3.1	17.9	11.6	20.8	4.9	26.9
15	228	7.0	9.2	2.2	14.5	12.3	14.5	2.2	21.5
UNKNOWN	46	4.3	8.7	0.0	13.0	6.5	17.4	0.0	21.7
STATEWIDE	10,160	7.2	8.6	2.5	15.0	12.4	15.3	4.2	23.8

Source: CIS/Provider/TP1, OE Extract, FY 1993-94 (clients released between January and June 1993) and the Department of Corrections' FY 1993-94 probation and prison extract.

\* 6 Months Total and 1 Year Total columns contain unduplicated re-referral percentages.

**TABLE 5-5B:**  
**JUVENILE ALTERNATIVE SERVICES PROGRAM (JASP)**  
**JUVENILE JUSTICE AND ADULT SYSTEM SUBSEQUENT ADJUDICATION RATE**  
**FOR YOUTH RELEASED BETWEEN JANUARY AND JUNE 1993**

DISTRICT	TOTAL RELEASED	PERCENT SUBSEQUENT DELINQUENCY ADJUDICATIONS* (includes adjudications withheld)				ADULT SYSTEM FELONY CONVICTIONS AT 1 YEAR**		TOTAL PERCENT FELONY CONVICTIONS AT 1 YEAR**	TOTAL DELINQUENCY ADJUDICATIONS AND ADULT FELONY CONVICTIONS
		1 YEAR TOTAL				#	%		
		FELONY	MISD.	OTHER	TOTAL				
1	528	9.1	4.7	2.3	12.9	16	3.0	12.1	15.9
2	668	9.1	7.5	1.6	15.1	10	1.5	10.6	16.6
3	399	4.8	7.0	1.3	11.3	1	0.3	5.0	11.5
4	594	7.9	5.9	13.0	19.7	13	2.2	10.1	21.9
5	679	9.7	16.5	4.9	24.2	7	1.0	10.8	25.2
6	707	9.1	9.2	3.7	15.6	13	1.8	10.9	17.4
7	1,594	4.8	5.0	1.5	9.2	11	0.7	5.5	9.8
8	598	9.4	9.9	4.8	17.6	6	1.0	10.4	18.6
9	188	5.9	3.7	2.1	10.1	7	3.7	9.6	13.8
10	1,041	7.4	4.0	0.6	10.1	5	0.5	7.9	10.6
11	1,492	3.4	1.7	0.5	4.8	14	0.9	4.3	5.8
12	334	3.6	4.8	1.2	8.1	2	0.6	4.2	8.7
13	573	4.2	5.6	1.0	8.9	6	1.0	5.2	9.9
14	491	6.1	8.4	3.5	13.0	4	0.8	6.9	13.8
15	228	6.6	7.9	1.8	11.8	3	1.3	7.9	13.2
UNK.	46	2.2	2.2	0.0	4.3	0	0.0	2.2	4.3
STATEWIDE	10,160	6.5	6.3	2.6	12.0	118	1.2	7.6	13.2

Source: CIS/Provider/TP1, OE Extract, FY 1993-94 (clients released between January and June 1993) and the Department of Corrections' FY 1993-94 probation and prison extract.

\* 1 Year Total columns contain unduplicated adjudication percentages, and youth with adult felony convictions are not included.

\*\* Only felony data is available from the Department of Corrections.



**TABLE 5-5C:**  
**JUVENILE ALTERNATIVE SERVICES PROGRAM (JASP)**  
**SUBSEQUENT COMMITMENTS INTO THE JUVENILE SYSTEM AND ADULT D.O.C.**  
**FOR YOUTH RELEASED BETWEEN JANUARY AND JUNE 1993**

DISTRICT	TOTAL RELEASED	% RECOMMITTED TO JUVENILE JUSTICE		% TO DEPARTMENT OF CORRECTIONS		PERCENT UNDUPLICATED TOTAL RECIDIVISM (Juvenile Justice Reccommitment, Adult Probation or Prison)
		6 MONTHS	1 YEAR TOTAL	PROBATION AT 1 YEAR	PRISON AT 1 YEAR	
1	528	2.1	2.7	3.0	0.0	5.7
2	668	1.9	3.7	0.9	0.6	5.2
3	399	0.3	1.0	0.3	0.0	1.3
4	594	2.9	5.2	1.7	0.5	7.4
5	679	1.5	4.1	0.9	0.1	5.2
6	707	1.3	3.4	1.8	0.0	5.2
7	1,594	0.3	1.1	0.6	0.1	1.8
8	598	1.7	3.8	0.8	0.2	4.8
9	188	0.5	2.7	3.7	0.0	6.4
10	1,041	0.3	0.8	0.4	0.1	1.2
11	1,492	0.2	0.7	0.9	0.1	1.6
12	334	0.0	0.0	0.6	0.0	0.6
13	573	0.2	1.6	1.0	0.0	2.6
14	491	0.8	1.8	0.4	0.4	2.6
15	228	2.2	3.9	1.3	0.0	5.3
UNKNOWN	46	0.0	0.0	0.0	0.0	0.0
STATEWIDE	10,160	0.9	2.1	1.0	0.1	3.3

*Source: CIS/Provider/TP1, OE Extract, FY 1993-94 (clients released between January and June 1993) and the Department of Corrections' FY 1993-94 probation and prison extract.*

As seen in Table 5-5, there were 10,160 youth released from JASP during the period between January and June of 1993 for whom one year had expired since their date of termination. The total number of releases includes only youth whose status upon release was terminated, sanctions/services completed successfully. Statewide, 13.2 percent were readjudicated and the recidivism rate was 3.3 percent.

### Program Cost

The total cost of the JASP program statewide during FY 1993-94 was \$5,186,564, with a statewide cost of \$103.90 per case served. Table 5-6 gives a district specific breakdown of the costs.

**TABLE 5-6:  
JUVENILE ALTERNATIVE SERVICES PROGRAM (JASP)  
PROGRAM COST FOR FY 1993-94**

<b>DISTRICT</b>	<b>EXPENDITURES</b>	<b>CASES SERVED</b>
1	\$280,301	1,571
2	351,261	1,709
3	173,408	1,400
4	372,831	5,170
5	573,673	2,735
6	414,860	2,210
7	517,975	4,821
8	313,892	2,199
9	335,934	3,501
10	481,557	7,190
11	660,255	11,151
12	116,857	1,361
13	226,406	1,749
14	223,382	1,417
15	143,972	1,715
<b>TOTAL</b>	<b>\$5,186,564</b>	<b>49,899</b>

*Source: SAMAS, FY 1993-94*

### **Program Effectiveness**

The JASP program appears to be effective in diverting clients from judicial handling within the delinquency system. Those cases assigned to JASP resulted in a 65.3 percent successful program completion rate. The program also appears to be effective in preventing subsequent law violations, with 86.8 percent of youth having no subsequent delinquency adjudication within a year of service termination.

The implementation of this program varies greatly across the state, providing little opportunity to compare the results without a more detailed look at how different Juvenile Justice staff, state attorneys, and judges use the program. In many districts, JASP is being used as a judicial disposition, which contravenes the original intent of the program. Several variables, such as the local state attorney's petition filing criteria, could impact on this finding as that office has the final approval of referrals to the JASP program. This variance may influence the effectiveness of the service. There is also a question of whether some cases could be handled simply through parental sanctions or counseling at initial intake.

Clearly defined admission criteria need to be established in order for the program to function optimally. This might be done as a district-by-district process, with a statewide consensus emerging from the process. If district criteria are different, this information should be available. Without such information it is not possible to compare results meaningfully across districts.

Given the above, it is recommended that a study be undertaken to look in depth at the characteristics of clients served by JASP and compare these to the characteristics of clients with cases closed at Intake and Community Control clients. Outcomes for similar subsets of these groups can be compared. This would require a study which is beyond the scope of the annual outcome evaluation. Annual statewide meetings are bringing together all JASP providers and allow headquarters staff to uniformly address all problems that have arisen in the 14 years since the beginning of the program. Among problems addressed are reporting procedures and issues regarding cost per case.

**TABLE 5-R  
JASP  
RECOMMENDATION UPDATE**

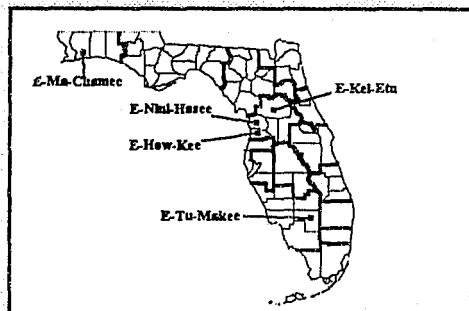
Recommendation in 1993 Outcome Evaluation	Progress in FY 1993-94	1994 Report Recommendation
<p><b>Program Improvement</b></p> <p>The Department should determine if first time misdemeanants are better served in civil citation and community arbitration. The success of youth in the JASP program should be compared to the success of youth in other programs to determine which program achieves the more positive outcomes.</p>	<p>During FY 1992-93 an audit of the JASP program was conducted by the Auditor General's Office. The report following this audit was released May 1994. Pursuant to recommendations made in the report, a work group consisting of Department district representatives was developed to identify clients who should be served within the JASP program. In July 1994, the work group developed a generic description of the JASP client. The work group's description is seen as a starting point to further each district's communication with its local state attorney's office. As a result, a number of districts have working agreements with their state attorney concerning clients who are most appropriate for the JASP program.</p>	<p><b>Program Improvement</b></p> <p>The Department should continue to follow the recommendations of the Auditor General's Report, making corrections to the JASP program where appropriate.</p> <p>The Department should operationalize the model contract currently being drafted. This contract will provide consistency in achieving comparable outcomes statewide.</p> <p>An in-depth study should be undertaken to describe the characteristics of JASP clients.</p>

## Juvenile Justice Programs

### 6. ECKERD WILDERNESS CAMP PROGRAM

#### Program Description

The Eckerd Wilderness Camp Program provides services to emotionally and behaviorally disturbed youth in an outdoor environment. The program is designed to serve these youth a minimum of nine months. Camps may serve a maximum of 60 clients divided into groups of twelve campers assigned to a particular campsite. There are five camps in Florida for a total capacity of



300. Two hundred and forty of the 300 slots are paid through statewide contract funds. The remaining 60 slots are paid through individual payment, third party payments such as insurance, or district funds (including ADM PRTS funds). Sixteen of the 240 beds are specifically designated for special needs committed youth. These youth have been identified as special needs due to their very young age, offense history, and placement history. These 16 beds are available at all times whether there is a waiting list at a particular camp or not. Youth may be referred for placement by the district Case Review Committee/Service Assessment Team staffing for non-delinquent youth or the multidisciplinary commitment staffing for delinquent youth.

The treatment program requires the group to construct its own shelters, cut wood, repair equipment, provide its own recreation, maintain trails and do all things necessary for safe and responsible living. These activities are designed to provide objective discipline and aid in developing a sense of social responsibility. As youth accomplish the goals outlined in their individual treatment plans, they are moved from small therapy groups to transition groups. These transition groups provide greater privileges and more structured schooling. During this transitional phase, the youth are prepared to return to their families and community. All youth who successfully complete the program receive aftercare services. Program and aftercare staff are assigned to call, write and visit the youth on a regular basis after their discharge from the program.

#### Population Profile

The Eckerd Wilderness programs served a total of 529 youth during FY 1993-94. The typical youth entering an Eckerd Wilderness Camp Program was a fourteen year old white male. See Table 6-1. The youth spend approximately 13.2 months in the program.

**TABLE 6-1:**  
**ECKERD WILDERNESS CAMP PROGRAMS**  
**POPULATION PROFILE FOR FY 1993-94**

<b>CLIENTS SERVED</b>	<b>529</b>
-----------------------	------------

<b>CLIENTS DISCHARGED</b>	<b>261</b>
---------------------------	------------

<b>CAMP</b>	<b>AVG. AGE AT ADMISSION</b>	<b>AVG. LENGTH OF STAY</b>
E-How-Kee	14.3 years	8.5 months
E-Nini-Hassee	14.3 years	15.4 months
E-Ma-Chamee	13.8 years	13.4 months
E-Kel-Etu	14.3 years	13.0 months
E-Tu-Makee	14.5 years	18.3 months
<b>STATEWIDE</b>	<b>14.2 years</b>	<b>13.2 months</b>

<b>CAMP</b>	<b>SEX</b>		<b>NUMBER DISCHARGED</b>
	<b>MALE</b>	<b>FEMALE</b>	
E-How-Kee	100.0%	0.0%	63
E-Nini-Hassee	0.0%	100.0%	47
E-Ma-Chamee	78.4%	21.6%	61
E-Kel-Etu	100.0%	0.0%	51
E-Tu-Makee	100.0%	0.0%	39
<b>STATEWIDE</b>	<b>78.9%</b>	<b>21.1%</b>	<b>261</b>

<b>CAMP</b>	<b>RACE</b>			<b>NUMBER DISCHARGED</b>
	<b>WHITE</b>	<b>BLACK</b>	<b>OTHER</b>	
E-How-Kee	84.2%	14.5%	1.3%	63
E-Nini-Hassee	91.3%	6.5%	2.2%	47
E-Ma-Chamee	72.5%	25.5%	2.0%	61
E-Kel-Etu	88.0%	9.8%	2.0%	51
E-Tu-Makee	73.9%	8.7%	17.4%	39
<b>STATEWIDE</b>	<b>82.2%</b>	<b>13.3%</b>	<b>4.5%</b>	<b>261</b>

Source: Eckerd Family Youth Alternatives Inc. Annual Descriptive Summary 1993-94

\* Note: The population profile including numbers discharged is based on successful program releases only.

Table 6-2 displays the living arrangements of these youth prior to program entry. Based on the 270 youth that went through Eckerd's intake process, over 48 percent of these youth were reported as living with a single parent prior to entry into the program, 16.3 percent were with both parents and 18.9 percent were with a parent and a step-parent.

**TABLE 6-2:**  
**ECKERD WILDERNESS CAMP PROGRAMS**  
**LIVING ARRANGEMENTS PRIOR TO ENTRY**  
**FOR FY 1993-94**

LIVING ARRANGEMENT	PERCENT
Single Parent	48.1
Parent/Step-parent	18.9
Both Parents	16.3
Adoptive Parents	4.8
Relative	0.3
Foster Home	3.7
Group Home	1.1
Other	0.8
<b>TOTAL</b>	<b>100.0</b>

*Source: Eckerd Family Youth Alternatives, Inc. Annual Descriptive Summary 1993-94*

The majority of youth have prior dependency (abuse/neglect) referrals or delinquency adjudications. Approximately 55.3 percent of the clients admitted to the program during FY 1993-94 had prior convictions with the largest number (49.8 percent) adjudicated for property offenses. Table 6-3 shows the breakdown of convictions by type.

**TABLE 6-3:**  
**ECKERD WILDERNESS CAMP PROGRAMS**  
**TYPE OF PRIOR CONVICTIONS FOR ADMITTED YOUTH**  
**FOR FY 1993-94**

TYPE OF CONVICTION	PERCENT
Property Offense	49.8
Person Offense	17.3
Drug Related	0.5
Weapon Related	1.7
Misdemeanor	20.5
Other Offense	10.2
<b>TOTAL</b>	<b>100.0</b>

*Source: Eckerd Family Youth Alternatives, Inc. Annual Descriptive Summary 1993-94*

Youth are referred to the Eckerd Wilderness programs through a variety of sources. Referrals come from caseworkers, mental health centers, school systems, physicians, private psychologists, psychiatrists, and families.

## Outcome Measurement

### Outcome 1

#### **YOUTH WILL SUCCESSFULLY COMPLETE THE PROGRAM.**

**Definition:** Cases considered successful are those reported by Eckerd as graduates.

- 79.7 percent (208) of the youth successfully completed the program. This is a 0.7 percentage point increase from the 79.0 percent who successfully completed the program during FY 1992-93.

**TABLE 6-4:  
ECKERD WILDERNESS CAMP PROGRAMS  
REASONS FOR DISCHARGE FOR FY 1993-94**

REASON FOR DISCHARGE	NUMBER	PERCENT
Completed treatment/Graduated	208	79.7
Withdrew	35	13.4
Administrative	18	6.9
<b>TOTAL</b>	<b>261</b>	<b>100.0</b>

*Source: Eckerd Family Youth Alternatives, Inc. Annual Descriptive Summary 1993-94*

### Outcome 2

#### **CLIENTS WILL SHOW AN INCREASE IN CLIENT FUNCTIONING LEVELS IN ACADEMIC, BEHAVIORAL, AND SOCIAL SKILLS.**

**Definition:** Standardized tests are administered to youth upon admission and within one month prior to discharge from the program. The Peabody Individual Achievement Test - Revised (PIAT-R) measures academic achievement and the Millon Adolescent Personality Inventory (MAPI) measures social and psychological functioning.

- Youth demonstrated a twelve month improvement on the Peabody Individual Achievement Test.

The program reports that prior to treatment these youth had fallen further behind their peers academically as they proceeded through school. The average camper is 1.5 years behind in grade level at the time of admission. Although the average length of stay for the program is 13.2 months, the program considers the over twelve month increase in grade level a positive outcome for these youth. For the second consecutive year the length of stay decreased and PIAT-R scores increased. See Table 6-5.

**TABLE 6-5:**  
**ECKERD WILDERNESS CAMP PROGRAMS**  
**PIAT-R PRE- AND POST- TEST RESULTS**  
**FOR FY 1993-94**

CAMP	Math		Reading Recognition		Reading Comp.		Spelling		General Info.		Total	
	Pre-test	Post-test	Pre-test	Post-test	Pre-test	Post-test	Pre-test	Post-test	Pre-test	Post-test	Pre-test	Post-test
E-How- Kee	7.1	7.2	7.1	7.2	7.7	8.8	6.1	6.4	8.4	8.9	7.2	7.5
E-Nini-Hassee	7.0	8.3	7.0	8.4	8.1	10.0	7.3	8.9	7.8	8.6	7.4	8.9
E-Ma-Chamee	6.7	8.6	6.7	7.9	7.5	9.5	6.0	7.6	8.2	10.1	6.9	8.7
E-Kel-Etu	7.1	7.7	6.9	8.8	8.6	8.9	6.7	7.3	8.4	9.6	7.1	8.3
E-Tu-Makee	6.1	7.8	6.2	7.3	6.3	8.3	5.2	6.8	7.0	8.6	5.9	7.3
STATEWIDE	6.8	7.9	6.8	7.9	7.6	9.1	6.3	7.4	8.0	9.2	6.9	8.1

*Source: Eckerd Family Youth Alternatives, Inc. Annual Descriptive Summary 1993-94*

*Note: An increase in scores from pre- to post- test indicates improvement in that area.*

- Youth showed improvement on all four of the subtests of the MAPI including self-concept, personal esteem, impulse control, and social conformity.

Table 6-6 indicates MAPI pre- and post- test results by camp.

**TABLE 6-6:**  
**ECKERD WILDERNESS CAMP PROGRAMS**  
**MAPI PRE- AND POST- TEST RESULTS**  
**FOR FY 1993-94**

CAMP	Self-concept		Personal Esteem		Impulse Control		Social Conform	
	Pre-test	Post-test	Pre-test	Post-test	Pre-test	Post-test	Pre-test	Post-test
E-How- Kee	59.9	47.7	60.6	51.0	68.7	50.4	66.0	51.3
E-Nini-Hassee	57.8	34.6	65.2	47.0	56.5	40.5	57.2	47.3
E-Ma-Chamee	54.6	37.7	59.4	49.2	54.1	32.9	52.0	35.2
E-Kel-Etu	55.5	34.1	51.8	40.7	69.7	44.8	62.6	43.5
E-Tu-Makee	51.3	42.8	59.0	44.2	62.3	55.6	55.9	53.3
STATEWIDE	55.8	39.4	59.2	46.4	62.3	44.8	58.7	46.1

*Source: Eckerd Family Youth Alternatives, Inc. Annual Descriptive Summary 1993-94*

*Note: A decrease in scores from pre- to post- test indicates improvement in that area. The scales measure the degree to which there is a problem within each trait. The higher the score, the greater the presence of a problem.*



### Outcome 3

**YOUTH WILL NOT REQUIRE PLACEMENT IN A PROGRAM OF EQUAL OR GREATER RESTRICTIVENESS THAN THE ECKERD WILDERNESS CAMP PROGRAM WITHIN TWELVE MONTHS OF SUCCESSFUL RELEASE FROM THE PROGRAM.**

**Definition:** Programs of equal or greater restrictiveness levels include secure or non-secure residential facilities. Data are obtained from aftercare counselors. The amount of time for follow-up was twelve months. Only those clients who had been out for a full twelve months after their graduation were included in the calculation for recidivism.

- 90.3 percent of the youth from Eckerd Wilderness Camp Programs were not placed in programs of equal or greater restrictiveness within 12 months of successful release. This is almost the same as the previous year's rate of 90.5 percent.

Table 6-7 shows the recidivism rates by camp.

**TABLE 6-7:  
ECKERD WILDERNESS CAMP PROGRAMS  
RECIDIVISM RATES FOR GRADUATES  
FOR CLIENTS RELEASED DURING FY 1992-93**

CAMP	PERCENT
E-How-Kee	15.5
E-Nini-Hassee	0.0
E-Ma-Chamee	10.7
E-Kel-Etu	4.7
E-Tu-Makee	20.0
STATEWIDE	9.7

*Source: Eckerd Family Youth Alternatives, Inc. Annual Descriptive Summary 1993-94.*

### **Program Cost**

The contracted amount for the Eckerd Wilderness Camp Program for FY 1993-94 was \$5,258,682.

### **Program Effectiveness**

The Eckerd Wilderness Camp Program reported a high rate of successful completions (79.7 percent) for youth exiting the program during FY 1993-94.

Youth have demonstrated academic gains and improved social and psychological functioning while attending the Eckerd Wilderness Camp Programs. Academic achievement, with over a twelve month increase in grade level, over an average length of stay of 13.2 months, is lower

than would be expected from a normative sample. However, because of the past history of academic difficulties, program staff consider the improvement favorable. Graduating youth continue to demonstrate improvement on the MAPI, which is a standardized measure of social and psychological functioning.

In addition to academic, social, and psychological improvement, the youth successfully completing the program show a low recidivism rate. Of the youth who successfully completed the program in FY 1992-93 (which allows for a full year of follow-up) only 9.7 percent of the youth had been placed in a facility as restrictive or more restrictive than Eckerd Wilderness Camp Programs during the twelve months after successful release. However, these recidivism rates are not comparable to recidivism rates for other delinquency services programs. It is recommended that the Department develop and maintain a data system to track Eckerd Camp clients. It is further recommended that subsequent delinquency referrals, adjudications and commitments be reported for these programs in the future.

**TABLE 6-R**  
**ECKERD WILDERNESS CAMP PROGRAMS**  
**RECOMMENDATION UPDATE**

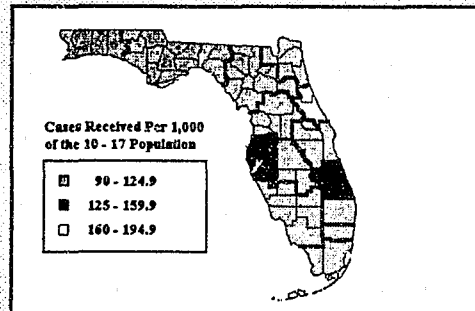
Recommendation in 1993 Outcome Evaluation	Progress in FY 1993-94	1994 Report Recommendation
<p><b>PROGRAM IMPROVEMENT</b></p> <p>Efforts should be made to maintain the Eckerd Wilderness Camp Programs as an alternative for emotionally and behaviorally disturbed youth.</p>	<p>Eckerd Family Youth Alternatives, Inc. has met the recommendation to maintain the quality of its programs. The quantity of youth accepted into, and successfully competing the program at all five wilderness locations has been attained.</p>	<p><b>PROGRAM MAINTENANCE</b></p> <p>Develop a numerical grading system for each category of the existing Eckerd Quality Assurance Program for each camp.</p> <p>Participate in the incorporation of the Department's quality assurance program.</p>

## Juvenile Justice Programs

### 7 DELINQUENCY INTAKE

#### Program Description

Under Chapter 39, Florida Statutes, Juvenile Justice has the responsibility for receiving all delinquency complaints for youth under age 18. Delinquency case managers (DCMs) perform intake duties and assess the cases on an individual basis to make recommendations to the state attorney for non-judicial handling or judicial handling (court action). Often, when the case manager recommends non-judicial handling, a structured diversionary program such as the Juvenile Alternative Services Program (JASP) is used to provide services to the client and the family.



If the case is handled judicially and the court adjudicates the youth or withholds adjudication, the case manager completes a predisposition report and recommends to the court sanctions and services for the youth and family. When cases are handled judicially, the case managers also complete preliminary screening for alcohol, drug abuse and mental health problems to determine which cases should be referred for further assessment by alcohol, drug abuse and mental health (ADM) providers.

Case managers also have a responsibility in the detention screening process. Each juvenile presented for detention requires screening by an Intake counselor to determine if the youth meets the criteria for placement in detention. This assessment of risk factors is completed prior to Intake making a decision to detain the youth. If the youth meets criteria but the case manager wants the youth released, the state attorney makes the final decision to release or place the youth in detention. A suicide risk assessment is also begun at detention screening, with referrals to mental health providers as needed.

In 1988, the legislature revised Chapter 39, F.S. by adding a statement of legislative intent, judicial detention criteria, risk assessment procedures and authorizing direct placement in home detention by Intake. The Legislature created a committee of representatives from the Florida Prosecuting Attorneys Association, the Conference of Circuit Court Judges, the Public Defenders Association and the Department. The result of this committee's work was the Risk Assessment Instrument (RAI) and the procedures associated with the use of the RAI. This instrument was implemented in late 1990. In the past four years, there have been a variety of provisions to the instrument in order to meet statutory requirements.

During FY 1991-92, the new Delinquency Case Management System was implemented statewide. This system combined the services of both Delinquency Intake, Community

Control and Furlough. The funding sources were also combined. This system provides a more complete service base as the same counselors may perform both intake and supervisory duties.

The cost data presented in this chapter covers not only the intake activities described here, but Community Control expenditures as well. This will be cross-referenced in the chapter on Community Control. Delinquency Intake is a program funded by the state's general revenue, for which all clients alleged to be delinquent are eligible.

### **Population Profile**

The Delinquency Intake system received 156,286 cases on 93,141 individual youths in FY 1993-94. This represents a 10.6 percent increase over the 141,340 cases received in FY 1992-93. District 11 (Dade) received the largest proportion of cases, with 14.5 percent, followed by District 7, with 12.2 percent. District 15 received the lowest percentage, with 2.5 percent of cases. When the number of cases received is looked at in terms of cases per 1,000 of the population aged 10-17, District 12 has the highest rate (184.5 per 1,000) and District 1 the lowest (92.8 per 1,000). Table 7-1 shows district rates in comparison to the state average. Cases rather than individual youth are described for some Intake components because they more directly reflect workload and Intake decision processes. The number of cases received is counted by unduplicating the number of referrals received on CIS by client identifier and the date the referral was received. The most serious offense for that particular case is selected as the reason for referral. If the same juvenile is referred for several offenses on the same date, these would be counted together as one case. If that juvenile is referred for one or more offenses on another date during the year, it would be counted as another case. Where more appropriate, individual youth counts were used to present demographic information at Intake.

**TABLE 7-1:  
DELINQUENCY INTAKE  
DELINQUENCY CASES RECEIVED DURING FY 1993-94**

DELINQUENCY CASES RECEIVED	PERCENT OF STATE TOTAL	RATE PER 1000 OF THE 10-17 POPULATION
5,691	3.6%	92.8
5,959	3.8%	95.1
4,777	3.1%	101.6
10,502	6.7%	99.3
12,517	8.0%	139.4
16,686	10.7%	155.2
19,129	12.2%	117.5
9,214	5.9%	112.7
8,573	5.5%	114.4
14,037	9.0%	124.8
22,700	14.5%	111.6
6,690	4.3%	184.5
5,432	3.5%	96.3
7,909	5.1%	146.2
3,900	2.5%	107.8
2,570	1.6%	
<b>156,286</b>	<b>100.0%</b>	<b>120.9</b>
<b>141,340</b>	<b>100.0%</b>	<b>112.0</b>
<b>140,998</b>	<b>100.0%</b>	<b>113.4</b>
<b>128,320</b>	<b>100.0%</b>	<b>105.2</b>
<b>120,746</b>	<b>100.0%</b>	<b>100.5</b>

Source: CIS (delinquency referral records received during FY 1993-94; extract date - February 1995)

*Note: The number of cases received is counted by unduplicating the number of referrals reported received on CIS by client identifier and date. If the same juvenile is referred for several offenses on the same date, these would be counted together as one case. If that juvenile is referred for one or more offenses on another date, it would be counted as another case. The number of youth is counted by unduplicating the number of referrals reported by client identifier choosing the last referral date in the fiscal year. If the same juvenile is referred for several offenses in the same fiscal year, these would be counted together as one youth.*

Demographic data were based on the 93,141 individual youth who had referrals received during the year. Youth from 15 to 16 years comprised 38.1 percent of the total youth who had cases received, with the 13-14 age group representing 22.7 percent and the 17+ age group representing 28.7 percent. Males represented 73.6 percent of the referral population. Tables 7-3 and 7-4 summarize the race and gender of the youth whose cases were received during FY 1993-94 at Intake. Whites represented 59.4 percent of the total, blacks represented 39.3 percent and other races represented 0.5 percent.

**TABLE 7-2:  
DELINQUENCY INTAKE  
AGE BY DISTRICT FOR FY 1993-94**

DISTRICT	PERCENT IN AGE GROUP					NUMBER OF YOUTH
	0-9	10-12	13-14	15-16	17+	
1	1.7	8.0	23.6	38.6	28.1	3,710
2	1.9	8.9	22.4	39.1	27.7	3,888
3	2.4	9.6	23.3	36.2	28.4	2,896
4	1.9	10.1	23.9	37.5	26.6	6,862
5	2.1	11.2	24.7	37.1	25.0	7,457
6	2.1	8.9	22.9	38.0	28.0	8,907
7	1.4	8.8	23.8	39.0	27.1	11,179
8	1.6	7.6	23.3	38.8	28.7	5,269
9	2.4	8.6	22.2	38.1	28.7	5,084
10	2.1	9.0	22.0	37.4	29.5	8,266
11	1.0	6.3	20.2	39.5	33.0	13,307
12	1.8	8.4	23.4	38.0	28.5	3,516
13	2.7	12.0	24.4	36.4	24.4	3,661
14	2.4	10.5	23.3	36.8	27.0	4,343
15	2.2	8.5	26.7	37.6	25.0	2,496
Out of State/Unk.	0.3	2.2	13.7	37.4	46.4	2,300
STATEWIDE	1.8	8.7	22.7	38.1	28.7	93,141

Source: CIS (delinquency referral records received during FY 1993-94; extract date - February 1995)

**TABLE 7-3:  
DELINQUENCY INTAKE  
SEX/RACE BY DISTRICT FOR FY 1993-94**

DISTRICT	PERCENT IN RACE AND GENDER GROUP							NUMBER OF YOUTH
	UNK.	WHITE MALE	BLACK MALE	OTHER MALE	WHITE FEMALE	BLACK FEMALE	OTHER FEMALE	
1	0.7	45.6	26.1	1.2	16.3	9.6	0.4	3,710
2	0.1	38.2	34.9	0.4	12.8	13.3	0.3	3,888
3	0.4	38.5	35.7	0.2	11.9	13.2	0.0	2,896
4	0.8	40.9	32.0	0.6	13.8	11.6	0.3	6,862
5	0.3	51.1	20.5	1.1	17.7	9.2	0.2	7,457
6	2.2	42.1	27.6	0.2	14.9	12.8	0.1	8,907
7	0.3	47.6	24.8	0.5	17.2	9.4	0.2	11,179
8	0.6	55.7	17.2	0.3	18.6	7.4	0.2	5,269
9	0.7	42.6	31.8	0.5	13.9	10.4	0.1	5,084
10	1.6	36.2	39.4	0.3	11.6	10.9	0.0	8,266
11	0.4	36.5	39.2	0.1	11.0	12.7	0.0	13,307
12	0.3	51.5	20.5	0.1	19.0	8.6	0.1	3,516
13	0.4	57.6	18.9	0.1	16.2	6.9	0.0	3,661
14	0.2	47.2	25.3	0.0	15.1	12.2	0.1	4,343
15	0.2	48.5	27.4	0.0	14.4	9.5	0.1	2,496
Out of State/Unk.	0.7	57.1	10.0	0.4	25.9	5.7	0.2	2,300
STATEWIDE	0.7	44.5	28.7	0.4	15.0	10.6	0.1	93,141

Source: CIS (delinquency referral records received during FY 1993-94; extract date - February 1995)

**TABLE 7-4:**  
**DELINQUENCY INTAKE**  
**SEX/RACE BY DISTRICT FOR FY 1993-94**

DISTRICT	PERCENT IN RACE AND GENDER GROUP							Number of Youth
	Gender Unknown	Female	Male	Race Unknown	Black	White	Other	
1	0.0	26.5	73.4	0.7	35.7	61.9	1.6	3,710
2	0.0	26.4	73.6	0.1	48.2	51.0	0.7	3,888
3	0.1	25.2	74.7	0.3	49.0	50.5	0.2	2,896
4	0.1	25.9	74.0	0.7	43.6	54.7	0.9	6,862
5	0.0	27.1	72.9	0.3	29.7	68.7	1.3	7,457
6	0.6	28.2	71.2	2.2	40.4	57.1	0.3	8,907
7	0.0	26.9	73.1	0.3	34.2	64.8	0.8	11,179
8	0.1	26.5	73.5	0.6	24.6	74.3	0.4	5,269
9	0.0	24.5	75.4	0.7	42.2	56.5	0.6	5,084
10	0.1	22.9	77.0	1.5	50.3	47.8	0.4	8,266
11	0.0	23.9	76.1	0.4	52.0	47.5	0.1	13,307
12	0.0	27.7	72.3	0.3	29.1	70.5	0.2	3,516
13	0.0	23.1	76.9	0.4	25.7	73.8	0.1	3,661
14	0.0	27.4	72.6	0.2	37.4	62.2	0.1	4,343
15	0.0	24.0	76.0	0.2	36.8	62.9	0.1	2,496
Out of State/Unk.	0.3	32.0	67.7	0.7	15.7	83.0	0.7	2,300
STATEWIDE	0.1	25.9	74.0	0.7	39.3	59.4	0.5	93,141

Source: CIS (delinquency referral records received during FY 1993-94; extract date - February 1995)

According to the Client Information System, 22.4 percent of all delinquency cases were for felony offenses against property and 26.3 percent of all the cases were for misdemeanors against property. Another 10.0 percent of all referrals were for felony offenses against persons and 11.3 percent were for misdemeanors against persons. These figures are all within one percentage point of the breakdowns for FY 1992-93.

**TABLE 7-5:**  
**DELINQUENCY INTAKE**  
**DELINQUENCY CASES RECEIVED**  
**GROUPED REASON FOR REFERRAL**

DISTRICT	CASES RECEIVED	PERCENT OF EACH DISTRICT'S TOTAL						
		FELONIES AGAINST PERSONS	FELONIES AGAINST PROPERTY	OTHER FELONIES	MISDEMEANORS AGAINST PERSONS	MISDEMEANORS AGAINST PROPERTY	OTHER MISDEMEANOR	OTHER DELINQUENCY
1	5,691	8.3	22.4	7.7	11.9	28.4	10.7	10.6
2	5,959	10.1	22.3	8.5	12.3	28.3	12.6	6.0
3	4,777	9.7	22.8	8.2	15.1	25.9	10.3	8.1
4	10,502	11.2	19.7	8.6	10.1	29.0	9.1	12.3
5	12,517	9.5	20.3	6.8	11.6	26.7	13.5	11.7
6	16,686	9.6	20.2	7.0	13.5	21.9	8.1	19.8
7	19,129	9.5	20.7	8.4	15.4	26.4	9.9	9.7
8	9,214	6.4	23.9	7.6	11.2	24.7	12.6	13.6
9	8,573	12.6	19.3	6.5	9.1	24.4	11.7	16.4
10	14,037	9.4	26.9	9.7	7.9	28.2	14.8	3.2
11	22,700	13.9	26.8	8.5	5.8	26.6	10.4	8.0
12	6,690	7.4	18.8	9.3	14.9	24.3	13.6	11.7
13	5,432	10.0	25.9	6.5	13.4	26.3	10.5	7.3
14	7,909	7.1	20.0	5.9	16.5	26.4	10.1	14.0
15	3,900	10.0	24.3	8.2	13.9	26.1	11.7	5.9
Out of State/Unk.	2,587	4.4	19.4	4.3	3.7	34.6	27.6	5.3
STATEWIDE	156,303	10.0	22.4	7.9	11.3	26.3	11.4	10.8

Source: CIS (delinquency referral records received during FY 1993-94; extract date - February 1995)



In order to assess the system as a whole, it is important to determine to what extent the Intake counselor attempts to handle referrals non-judicially. Table 7-6 compares the percentages of cases recommended for non-judicial handling by Intake with those cases in which non-judicial action was taken by the state attorney, including a breakdown by district. An average of 42.2 percent of cases statewide were recommended for non-judicial handling by Intake and 38.1 percent had non-judicial action taken by the state attorney. In District 5, Intake recommended 38.8 percent and only 19.2 percent were handled non-judicially. In Districts 3, 4, 8, 10 and 13 a slightly larger portion of cases was handled non-judicially than was recommended by Intake. During the previous year (FY 1992-93), 44.1 percent were recommended for non-judicial handling and 39.6 percent were actually handled non-judicially. In FY 90-91, 45.7 percent were recommended for non-judicial handling and 41.6 percent actually handled non-judicially. The figures for FY 1989-90 were 42.0 percent recommended and 38.6 percent handled non-judicially.

**TABLE 7-6:**  
**DELINQUENCY INTAKE**  
**A COMPARISON OF INTAKE RECOMMENDATIONS FOR NON-JUDICIAL**  
**(NO PETITION) HANDLING WITH STATE ATTORNEY ACTIONS**  
**BY DISTRICT FOR DELINQUENCY CASES DISPOSED IN FY 1993-94**

DISTRICT	RECOMMENDED NON-JUDICIAL BY INTAKE			STATE ATTORNEY'S ACTION: NON-JUDICIAL		
	TOTAL CASES WHERE INTAKE RECOMMENDATIONS WERE MADE	NUMBER OF CASES	PERCENT OF DISTRICT'S TOTAL CASES	TOTAL CASES CONSIDERED	NUMBER OF CASES	PERCENT OF DISTRICT'S TOTAL CASES
1	5,052	2,114	41.8%	5,085	1,839	36.2%
2	5,585	2,207	39.5%	5,623	2,221	39.5%
3	3,760	1,390	37.0%	3,817	1,454	38.1%
4	10,272	4,366	42.5%	10,484	4,647	44.3%
5	10,720	4,156	38.8%	11,309	2,171	19.2%
6	14,417	4,683	32.5%	14,779	4,734	32.0%
7	16,324	6,400	39.2%	18,388	6,894	37.5%
8	8,178	2,926	35.8%	8,873	3,467	39.1%
9	7,644	5,281	69.1%	8,269	3,984	48.2%
10	12,174	6,647	54.6%	13,746	7,655	55.7%
11	19,850	7,729	38.9%	20,131	7,308	36.3%
12	5,577	2,195	39.4%	5,761	1,661	28.8%
13	5,040	1,739	34.5%	5,115	1,896	37.1%
14	7,019	3,077	43.8%	7,172	2,436	34.0%
15	3,252	1,476	45.4%	3,282	1,395	42.5%
Out of State/Unknown	2,170	1,407	64.8%	2,256	1,124	49.8%
STATEWIDE	137,034	57,793	42.2%	144,090	54,886	38.1%

Source: CIS (delinquency referral records disposed during FY 1993-94; extract date - February 1995)

Data on FY 1993-94 cases disposed indicates that 56.1 percent of cases were recommended by Intake staff to be handled judicially (petition), and 43.1 percent to be handled non-judicially (no petition). The state attorney's offices filed petitions on 55.7 percent of the cases (Table 7-7) and allowed for non-judicial handling for 38.9 percent of cases. The major difference was not in the numbers recommended for judicial handling but in the numbers recommended by Intake for adult court (0.8 percent) and the numbers actually sent to adult court by the state attorney (5.4 percent). In the end, 4.1 percent were actually handled in adult court.

**TABLE 7-7:**  
**DELINQUENCY INTAKE**  
**INTAKE RECOMMENDATION AND STATE ATTORNEY ACTIONS**  
**FOR NON-JUDICIAL, JUDICIAL AND ADULT COURT HANDLING**  
**FOR CASES DISPOSED STATEWIDE FOR FY 1993-94**

	Intake Recommendation		State Attorney Action		Court Handling	
	Cases	% of all Recommendations	Cases	% of all Actions	Cases	% of State Attorney's Cases
Judicial (Petition)	77,606	56.1%	80,351	55.7%	86,695	58.2%
Adult Court	1,172	0.8%	7,856	5.4%	6,140	4.1%
Non-Judicial	59,613	43.1%	56,058	38.9%	56,159	37.7%*
<b>Statewide</b>	<b>138,391</b>		<b>144,265</b>		<b>148,994</b>	
No recommendation	8,280		11		7,292	
Not applicable	9,615		12,010			

Source: CIS (delinquency referral records received during FY 1993-94; extract date - February 1995)

\* Non-judicial cases are not applicable.

Note: There were 9,615 cases disposed where Intake did not make a recommendation because recommendations were not applicable and 8,280 cases disposed where Intake made no recommendation represent 6.2 percent and 5.3 percent respectively of the 156,286 cases disposed in FY 1993-94.

Table 7-8 breaks down the dispositions to adult court by district and includes a number per 1,000 of the population at risk (ages 10-17) to provide a standard for comparing districts. The numbers of cases per 1,000 of the population 10-17 are higher in Districts 1, 5 and 6 than elsewhere in the state.

**TABLE 7-8:**  
**DELINQUENCY INTAKE**  
**ADULT COURT STATISTICS BY DISTRICT FOR FY 1993-94**

DISTRICT	INTAKE RECOMMENDATION		STATE ATTORNEY ACTION		COURT HANDLING	
	# OF CASES	PER 1000 AGES 10-17	# OF CASES	PER 1000 AGES 10-17	# OF CASES	PER 1000 AGES 10-17
1	32	0.5	456	7.4	456	7.4
2	48	0.8	322	5.1	322	5.1
3	20	0.4	187	4.0	187	4.0
4	53	0.5	510	4.8	512	4.8
5	69	0.8	631	7.0	634	7.1
6	124	1.2	923	8.6	923	8.6
7	91	0.6	476	2.9	476	2.9
8	120	1.5	255	3.1	256	3.1
9	10	0.1	434	5.8	434	5.8
10	10	0.1	299	2.7	299	2.7
11	44	0.2	1,118	5.5	1,118	5.5
12	0	0.0	114	3.1	114	3.1
13	6	0.1	160	2.8	161	2.9
14	24	0.4	246	4.5	246	4.5
15	14	0.4	118	3.3	121	3.3
Out of State/Unk.	10		63		63	
<b>STATEWIDE</b>	<b>675</b>	<b>0.5</b>	<b>6,312</b>	<b>4.9</b>	<b>6,322</b>	<b>4.9</b>

Source: CIS (delinquency referral records received during FY 1993-94; extract date - February 1995)

### Program Cost

Total expenditures reported for the Delinquency Intake system in FY 1993-94 are included in a combination of the funding for Intake, Community Control, Furlough and Delinquency Case Management. The total amount was \$50,638,632 (See Table 7-9). This does not include diagnosis and evaluation funds administered by the Alcohol, Drug Abuse and Mental Health Program Office of the Department of Health and Rehabilitative Services.

**TABLE 7-9:  
COMMUNITY CONTROL, FURLOUGH, DELINQUENCY INTAKE  
AND CASE MANAGEMENT EXPENDITURES COMBINED  
FOR FY 1993-94**

DISTRICT	EXPENDITURES	CASES DISPOSED AT INTAKE
1	\$2,017,159	5,052
2	2,811,515	5,585
3	1,501,555	3,760
4	3,745,739	10,272
5	4,084,534	10,720
6	4,546,953	14,417
7	5,019,763	16,324
8	3,055,524	8,178
9	2,366,276	7,644
10	5,068,641	12,174
11	8,590,784	19,850
12	1,912,910	5,577
13	1,867,050	5,040
14	2,651,421	7,019
15	1,398,808	3,252
<b>TOTAL</b>	<b>\$50,638,632</b>	<b>134,864</b>

Source: SAMAS, FY 1993-94

- \* Separate cost figures for Community Control and Delinquency Intake are not available because the two are combined in the Delinquency Case Management system.

### Program Effectiveness

The number of youth who enter the juvenile justice system continues to rise, as indicated by the rate per 1,000 of the population ages 10-17 rising from 112.0 to 120.9. There is notable variation in the rate per 1,000 of the population ages 10-17 across districts which does not appear to be related to either demographic characteristics or the seriousness of alleged offenses. Likewise, variation exists with regard to decisions made on judicial and non-judicial handling.

There appears to be a slight upward trend over the last few years in both the numbers of cases recommended by Intake for non-judicial handling and the numbers where the state attorney's action was non-judicial. This year the number handled non-judicially was lower than the numbers recommended by intake, but the number of cases transferred to adult court continues to be much higher than intake's recommendation. Work is still needed in this area, along with a

closer look at the wide variation across districts. While solutions require cooperative work with the courts and law enforcement, the Department could take the lead to assure that all cases which can be handled non-judicially are handled in this manner.

**TABLE 7-R  
DELINQUENCY INTAKE  
RECOMMENDATION UPDATE**

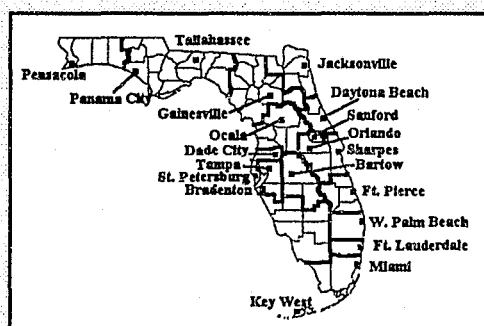
Recommendation in 1993 Outcome Evaluation	Progress in FY 1993-94	1994 Report Recommendation
<p><b>Program Maintenance</b></p> <p>Work should be continued on diversion practices. Concerns of public safety and appropriate placement of clients need to be addressed.</p>	<p>The 1994 Legislature created the Department of Juvenile Justice. As a result, all Intake procedures are being reviewed by the new department and studies are underway to combine Delinquency Intake and Post Placement Services into a new area called Case Management.</p>	<p><b>Program Maintenance</b></p> <p>Future Outcome Evaluation activities should focus on Delinquency Intake and Community Control as a function of Case Management. Expanding diversion opportunities and improving practices begun during the previous year should continue at the state and local level.</p> <p>The impact of planned improvements in assessments for youth served, by the Juvenile Assessment Centers being implemented, should be evaluated in the future.</p> <p>Intake and Community Control expenditures should be separated in the Juvenile Justice case management system.</p>

## Juvenile Justice Programs

### 8. HOME DETENTION

#### Program Description

**Home Detention** is the provision of short-term supervision while a youth is released to the custody of his/her parents, guardian, or custodian in a physically non-restrictive home environment under the supervision of a community youth leader (CYL) pending adjudication, disposition, or placement. Home detention provides a less restrictive alternative to secure detention for those youth who do not present a threat to the community or a substantial risk of not appearing at a subsequent court hearing. The intent is to maintain a 7:1 counselor to client ratio in order to provide intensive community based supervision. There is a home detention program attached to each of the 20 secure detention facilities as well as a program in Key West.



**Non-Secure Detention**, developed in FY 1991-92, is another alternative to placement in secure detention. In non-secure detention a youth is placed in a contracted residential home in the community. Youth are supervised by community youth leaders pending adjudication, disposition, or commitment placement. The department is committed to providing less restrictive alternatives to secure detention for those youth who do not present a threat to the community or a substantial risk of not appearing at a subsequent court hearing. The primary purpose of non-secure detention is to provide short term non-secure placement of youth who meet detention criteria. Youth meet criteria for non-secure detention as determined by their score on the risk assessment instrument. These youth present a lesser degree of risk to public safety than youth placed in secure detention. Although the youth may have a documented history of failure to appear in court, non-secure detention placement is intended to ensure the youth is available for scheduled court appearances.

#### Population Profile

The home detention program served 15,845 youth in 398,594 service days in FY 1993-94. This represents a 1 percent increase in youth served and service days from FY 1992-93 totals. Table 8-1 provides the client to counselor ratio, based on the number of community youth leader (CYL) positions and the average daily population, for the home detention programs in the state. Staff statewide averaged 7.7 active cases per counselor which is higher than the expected ratio of seven cases per counselor. The statewide ratio, along with the ratios for several programs, reflect proper program utilization. It should be understood that several programs are also using

staff to supervise youth in commitment pre-placement supervision status. These are youth who have been committed for a delinquent offense, but are at home awaiting a placement vacancy. More detailed information on where, and to what extent, this is happening is not available.

**TABLE 8-1:  
HOME DETENTION  
CLIENT TO COUNSELOR RATIOS  
FY 1993-94**

HOME DETENTION PROGRAM	# OF COUNSELOR POSITIONS	RESIDENT DAYS	AVG. DAILY POPULATION	CLIENT TO COUNSELOR RATIO
Escambia	4	13,809	37.8	9.5:1
Bay	1	5,668	15.5	15.5:1
Leon	3	4,272	11.7	3.9:1
Alachua	6	24,671	67.6	11.3:1
Duval	6	29,974	82.1	13.7:1
Pinellas	11	25,472	69.8	6.3:1
Pasco	3	4,612	12.6	4.2:1
Hillsborough	11	18,801	51.5	4.7:1
Manatee	2	6,180	16.9	8.5:1
Seminole	3	8,825	24.2	8.1:1
Orlando	17	44,394	121.6	7.2:1
Brevard	1	5,358	14.7	14.7:1
S.W. FL	5	7,214	19.8	4.0:1
Palm Beach	8	39,527	108.3	13.5:1
Broward	18	18,888	51.7	2.9:1
Dade	22	86,229	236.2	10.7:1
Monroe	2	1,009	2.8	1.4:1
Volusia	3	10,266	28.1	9.4:1
Marion	4	16,756	45.9	11.5:1
Polk	6	9,215	25.2	4.2:1
St. Lucie	6	17,454	47.8	8.0:1
STATEWIDE	142	398,594	1,091.8	7.7:1

*Source: Detention Population Count and Analysis Report, FY 1993-94.*

Client Information System (CIS) data were obtained for 9,833 youth released from home detention programs in FY 1993-94. Table 8-2 details the demographic information for home detention cases closed in FY 1993-94. The data indicate that 50.1 percent of the youth were black while 48.5 percent were white. The percent of black youth in home detention is more than that in the Intake population (39.3 percent), but comparable to the percentage in secure detention (52.3). Male youth comprised 83.1 percent of the total number served and females made up 16.6 percent.

**TABLE 8-2:  
HOME DETENTION  
POPULATION PROFILE FOR FY 1993-94**

HOME DETENTION PROGRAM	BEGINNING COUNT	ADMISSIONS	TRANSFERS IN	NUMBER OF CASES SERVED
Escambia	27	197	386	610
Bay	18	42	164	224
Leon	11	28	175	214
Alachua	55	100	360	515
Duval	88	1,060	0	1,148
Pinellas	63	128	688	879
Pasco	11	302	0	313
Hillsborough	43	781	590	1,414
Manatee	19	94	239	352
Seminole	19	242	155	416
Orlando	102	742	1,078	1,922
Brevard	6	343	82	431
S.W. FL	15	194	190	399
Palm Beach	107	91	1,205	1,403
Broward	44	374	962	1,380
Dade	198	0	1,734	1,932
Monroe	6	20	32	58
Volusia	29	274	268	571
Marion	52	109	333	494
Polk	20	84	356	460
St. Lucie	42	261	407	710
STATEWIDE	975	5,466	9,404	15,845

*Source: Detention Population Count and Analysis Report, FY 1993-94*

**BY AGE (at admission)**

HOME DETENTION PROGRAM	PERCENT									TOTAL
	UNDER 10 YEARS	10-13 YEARS	14 YEARS	15 YEARS	16 YEARS	17 YEARS	18 YEARS	19-21 YEARS	UNK.	
ESCAMBIA	0.3	15.2	20.6	23.8	20.1	18.4	1.6	0.0	0.0	369
BAY	1.7	21.0	10.5	19.3	22.1	24.9	0.6	0.0	0.0	181
LEON	1.0	15.6	16.6	26.3	21.5	18.0	1.0	0.0	0.0	205
ALACHUA	0.8	17.9	15.5	23.8	21.5	18.4	2.1	0.0	0.0	386
DUVAL	0.3	18.4	18.1	17.4	25.2	19.3	1.2	0.0	0.0	321
PINELLAS	0.7	20.1	15.5	23.3	22.0	17.5	0.9	0.0	0.0	701
PASCO	0.7	20.0	19.6	22.9	19.6	15.6	1.5	0.0	0.0	275
HILLSBOROUGH	0.7	15.6	18.5	20.9	22.7	16.3	5.0	0.2	0.0	1,030
MANATEE	0.0	17.3	16.8	25.5	25.5	14.1	0.9	0.0	0.0	220
SEMINOLE	0.3	17.7	13.4	24.3	25.2	17.4	1.6	0.0	0.0	305
ORLANDO	0.7	17.0	21.2	18.4	23.1	16.5	3.1	0.0	0.0	424
BREVARD	0.0	14.7	14.7	18.9	25.2	23.7	2.7	0.0	0.0	333
S.W. FLORIDA	0.4	19.4	15.1	21.9	19.8	20.9	2.2	0.0	0.4	278
PALM BEACH	0.6	13.8	16.8	23.6	22.0	18.5	4.7	0.0	0.0	853
BROWARD	0.1	14.0	16.9	21.2	25.4	20.8	1.6	0.0	0.0	822
DADE	0.1	12.2	15.7	22.5	25.2	23.1	1.2	0.1	0.0	1,224
VOLUSIA	0.6	12.7	14.6	22.6	24.5	23.0	1.9	0.0	0.0	473
MARION	0.8	17.3	16.0	21.4	24.9	16.8	2.8	0.0	0.0	393
POLK	0.5	14.7	16.0	21.5	24.5	18.7	4.1	0.0	0.2	638
ST. LUCIE	0.5	17.9	17.9	19.9	23.9	17.7	2.2	0.0	0.0	402
STATEWIDE	0.5	15.8	16.7	21.9	23.4	19.2	2.5	0.0	0.0	9,833

*(continued on next page)*



# BY SEX

HOME DETENTION PROGRAM	PERCENT			TOTAL
	F	M	UNK.	
ESCAMBIA	24.4	75.6	0.0	369
BAY	19.3	80.7	0.0	181
LEON	22.4	77.6	0.0	205
ALACHUA	14.5	85.5	0.0	386
DUVAL	17.1	82.9	0.0	321
PINELLAS	19.7	80.0	0.3	701
PASCO	18.5	81.5	0.0	275
HILLSBOROUGH	20.5	76.9	2.6	1,030
MANATEE	22.7	77.3	0.0	220
SEMINOLE	20.7	79.3	0.0	305
ORLANDO	18.4	81.6	0.0	424
BREVARD	16.5	83.5	0.0	333
S.W. FLORIDA	14.7	85.3	0.0	278
PALM BEACH	15.5	84.5	0.0	853
BROWARD	8.6	91.2	0.1	822
DADE	11.7	88.3	0.0	1,224
VOLUSIA	21.4	78.6	0.0	473
MARION	8.7	91.3	0.0	393
POLK	18.7	81.3	0.0	638
ST. LUCIE	16.2	83.8	0.0	402
STATEWIDE	16.6	83.1	0.3	9,833

# BY RACE

HOME DETENTION PROGRAM	PERCENT					TOTAL
	WHITE	BLACK	ASIAN	NATIVE AMERICAN	UNKNOWN	
ESCAMBIA	52.0	47.2	0.8	0.0	0.0	369
BAY	62.4	35.9	1.1	0.6	0.0	181
LEON	29.3	70.7	0.0	0.0	0.0	205
ALACHUA	42.5	57.0	0.0	0.0	0.5	386
DUVAL	44.9	53.9	0.3	0.3	0.6	321
PINELLAS	53.6	44.8	1.1	0.3	0.1	701
PASCO	86.5	12.0	0.7	0.0	0.7	275
HILLSBOROUGH	47.6	46.5	0.1	0.2	5.6	1,030
MANATEE	55.5	44.1	0.0	0.0	0.5	220
SEMINOLE	62.3	37.4	0.3	0.0	0.0	305
ORLANDO	48.8	50.5	0.5	0.0	0.2	424
BREVARD	62.5	37.2	0.3	0.0	0.0	333
S.W. FLORIDA	66.9	30.9	1.1	0.4	0.7	278
PALM BEACH	42.2	56.4	0.6	0.1	0.7	853
BROWARD	30.9	67.4	0.0	0.5	1.2	822
DADE	32.1	67.2	0.2	0.0	0.5	1,224
VOLUSIA	63.4	36.4	0.0	0.0	0.2	473
MARION	66.7	33.1	0.3	0.0	0.0	393
POLK	49.7	50.0	0.0	0.2	0.2	638
ST. LUCIE	48.0	52.0	0.0	0.0	0.0	402
STATEWIDE	48.5	50.1	0.3	0.1	0.9	9,833

Source: CIS/Demographic Provider Extract, February 1995 (cases closed FY 1993-94)

## Outcome Measurement

### Outcome 1

#### **YOUTH PLACED IN HOME DETENTION WILL NOT ABSCOND OR BE PLACED IN SECURE DETENTION BEFORE THEIR SCHEDULED HEARING.**

**Definition:** The percentage of youth attending scheduled court hearings, not being returned to secure detention, and not charged with new law violations while on active home detention supervision measures this outcome. The Detention Superintendent's Monthly Report prepared by JJP staff provides the data for this measure.

- 12.3 percent of youth were returned to secure detention.
- 2.7 percent of youth were returned to secure detention for failure to appear in court.
- 3.7 percent of youth were returned to secure detention for being charged with a new law violation.

Table 8-3 shows that in most areas statewide the program appears to be achieving the expected outcomes. The percentages of the population returned to secure detention and failing to appear were about the same as for the preceding fiscal year (FY 1992-93), but the percentage charged with a new law violation increased by almost half.

**TABLE 8-3:  
HOME DETENTION  
PERCENTAGE OF CLIENTS SERVED BY OUTCOME  
FOR FY 1993-94**

HOME DETENTION PROGRAM*	TOTAL NUMBER SERVED**	RETURNED TO SECURE DETENTION***		FAILURE TO APPEAR IN COURT***		CHARGED WITH NEW LAW VIOLATION***		FOR OTHER REASONS***	
		#	%	#	%	#	%	#	%
Escambia	610	149	24.4	11	1.8	32	5.2	106	17.4
Bay	224	36	16.1	3	1.3	3	1.3	30	13.4
Leon	214	25	11.7	0	0.0	8	3.7	17	7.9
Alachua	515	86	16.7	0	0.0	2	0.4	84	16.3
Duval	1,148	31	2.7	2	0.2	13	1.1	16	1.4
Pinellas	879	33	3.8	0	0.0	19	2.2	14	1.6
Pasco	313	17	5.4	1	0.3	5	1.6	11	3.5
Hillsborough	1,414	109	7.7	32	2.3	44	3.1	33	2.3
Manatee	352	43	12.2	2	0.6	21	6.0	20	5.7
Seminole	416	24	5.8	0	0.0	12	2.9	12	2.9
Orlando	1,922	309	16.1	91	4.7	47	2.4	171	8.9
Brevard	431	33	7.7	4	0.9	8	1.9	21	4.9
S.W. FL	399	20	5.0	0	0.0	12	3.0	8	2.0
Palm Beach	1,403	236	16.8	20	1.4	117	8.3	99	7.1
Broward	1,380	131	9.5	42	3.0	36	2.6	53	3.8
Dade	1,932	358	18.5	198	10.2	118	6.1	42	2.2
Volusia	571	52	9.1	3	0.5	15	2.6	34	6.0
Marion	494	38	7.7	0	0.0	4	0.8	34	6.9
Polk	460	40	8.7	10	2.2	15	3.3	15	3.3
St. Lucie	710	169	23.8	11	1.5	51	7.2	107	15.1
STATEWIDE	15,787	1,939	12.3	430	2.7	582	3.7	927	5.9

\* The 58 clients served by the home detention program in Monroe County are not tracked and not included.

\*\* Source: Detention Population Count and Analysis Report for FY 1993-94

\*\*\* Source: Superintendent's Monthly Report for FY 1993-94

Seven of the twenty-one programs had returned to secure detention rates that exceeded the state average. Duval had an extremely low rate of only 2.7 percent returned to secure detention, while Escambia had the highest return rate at 24.4 percent. The home detention program in most counties had less than 3 percent of those served failing to appear in court. Only Orlando, Broward and Dade had failure to appear rates above the statewide average. The Palm Beach program had a very high percentage (8.3 percent) charged with new law violations, when compared to the percentages for other programs.

### Program Cost

Table 8-4 provides district and statewide expenditures for both the home detention and non-secure detention programs. The statewide expenditures for home detention of \$6,342,361 is less than last year's total of \$6,436,049.

**TABLE 8-4:  
HOME DETENTION  
COMBINED COST FOR HOME DETENTION  
AND NON-SECURE DETENTION FOR FY 1993-94**

<b>HOME DETENTION PROGRAM</b>	<b>FY 1993-94 EXPENDITURES</b>	<b>NUMBER OF CASES SERVED</b>
ESCAMBIA	\$196,915	610
BAY	36,135	224
LEON	154,751	214
ALACHUA	288,941	515
DUVAL	349,097	1,148
PINELLAS	342,744	879
PASCO	177,404	313
HILLSBOROUGH	391,725	1,414
MANATEE	53,396	352
SEMINOLE	149,566	416
ORLANDO	710,234	1,922
BREVARD	88,837	431
S.W. FLORIDA	249,577	399
PALM BEACH	440,664	1,403
BROWARD	712,677	1,380
DADE	1,023,211	1,932
MONROE	101,705	58
VOLUSIA	203,286	571
MARION	193,000	494
POLK	242,650	460
ST. LUCIE	235,846	710
<b>STATEWIDE</b>	<b>\$6,342,361</b>	<b>15,845</b>

Source: SAMAS, FY 1993-94

### **Program Effectiveness**

The home detention program appears to provide a less restrictive, cost effective method of supervising youth that have been classified in need of detention. The low client to counselor ratio appears to indicate that the program is not being utilized to its fullest capacity. However, indications are that the program is being used to supervise committed delinquents who are awaiting placement. The program overall is effective in terms of its outcomes and is a good alternative to secure detention. The high number of failure to appear cases in Dade (District 11) needs to be looked into more fully to identify the cause of the unusually high rate. Attention also needs to be given to the home detention program in Palm Beach because of the relatively large percentage of new law violations. The high rate may be attributable to the type of youth considered for possible placement in home detention in that county.

**TABLE 8-R  
HOME DETENTION  
RECOMMENDATION UPDATE**

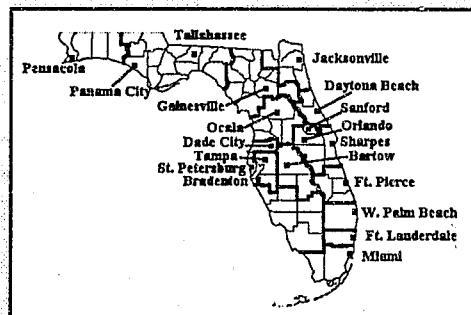
Recommendation in 1993 Outcome Evaluation	Progress in FY 1993-94	1994 Report Recommendation
<p><b>Program Improvement</b></p> <p>Placement of youth in more structured non-residential programs such as SIG as well as electronic monitoring may be beneficial.</p>	<p>The 1993-94 Legislative session authorized funding for an additional 254 home detention slots to alleviate secure detention over-utilization.</p>	<p><b>Program Expansion</b></p> <p>Additional funding should be requested for FY 1994-95 to provide additional units statewide, in order to reduce secure detention over-utilization.</p>

## Juvenile Justice Programs

### 9. SECURE DETENTION

#### Program Description

Detention services are operated for youth screened or ordered into secure custodial care pursuant to section 39.044, Florida Statutes. The purpose of the Secure Detention Program is to provide a safe and secure setting for youth requiring detention to protect public safety, and to ensure youth detained by intake or the court will be available for their scheduled court hearings.



There are 20 regional detention centers operated by the department. These centers operated with fixed bed capacities ranging from 27 (Pasco County) to 206 (Dade County). The total statewide capacity was 1,376 beds.

Secure detention centers offer a number of services to youth including: basic educational services, medical services, mental health crisis intervention and recreational activities. Eighteen of the state-operated Secure Detention Centers have been individually accredited by the American Correctional Association (ACA) and operate under policy requirements often more stringent than ACA standards. One center, the Southwest Florida Regional Detention Center in District 8 (Ft. Myers), has been designated as a regional training resource center for the ACA.

Youth are detained in secure detention based on statutory criteria outlined in section 39.044 (2), Florida Statutes. Basic to this decision is the use of the Detention Risk Assessment Instrument. If the youth meets the criteria and scores at a certain level on the risk assessment, the youth may be detained. If the Intake counselor or case manager determines that a child is eligible for detention based upon the results of the risk assessment instrument, but should be released or placed in a lower level of detention, e.g., home detention, he/she then contacts the state attorney, who may or may not grant the request.

Detention is only to be used when a youth:

- presents a substantial risk of inflicting bodily harm on others;
- presents a substantial risk of failing to appear in court;

- presents a history of committing a serious property offense prior to adjudication, disposition, or placement; or
- requests protection from imminent bodily harm.

Detention **cannot** be used for the following:

- to allow a parent to avoid his or her legal responsibility;
- to permit more convenient administrative access to the child;
- to facilitate further interrogation or investigation;
- due to a lack of more appropriate facilities; or
- for a youth alleged to be dependent or in need of services.

### **Population Profile**

In FY 1993-94 there was a total of 35,499 admissions to secure detention and an additional 5,608 transfers into the program from other secure detention centers, home detention or non-secure detention. These cases, along with the 1,190 cases active at the beginning of the year add up to a total of 42,297 cases served. This figure represents cases rather than individuals. Some youth had more than one admission during the year. Data from the Client Information System (CIS), on which all stays in detention are not reported, for FY 1993-94 show 19,304 clients were released from secure detention statewide. See Table 9-1. The average age was 15.8, with 15-17 year olds making up over two-thirds (67.1 percent) of the clients. Black youth represented 52.3 percent of the population, while whites comprised 46.5 percent. The percent of black youth in secure detention is larger than the percent in the Intake population (39.3 percent) and in the home detention population (50.1 percent). Females made up only 16.6 percent of the secure detention population.

**TABLE 9-1:  
SECURE DETENTION  
POPULATION PROFILE FOR FY 1993-94**

SECURE DETENTION CENTER	BEGINNING COUNT	ADMISSIONS	TRANSFERS IN	NUMBER OF CASES SERVED
Escambia	45	1,118	115	1,278
Bay	31	596	82	709
Leon	35	849	72	956
Alachua	48	1,036	265	1,349
Duval	80	2,928	23	3,031
Pinellas	70	2,787	127	2,984
Pasco	25	681	23	729
Hillsborough	123	3,477	436	4,041
Manatee	19	972	264	1,255
Seminole	29	502	776	1,307
Orlando	82	3,022	1,649	4,753
Brevard	35	913	688	1,636
S.W. FL	63	1,497	12	1,572
Palm Beach	72	1,786	120	1,978
Broward	49	2,662	116	2,827
Dade	156	5,520	277	5,953
Volusia	62	1,527	78	1,667
Marion	52	974	294	1,320
Polk	72	1,647	115	1,834
St. Lucie	37	1,005	76	1,118
<b>TOTAL</b>	<b>1,190</b>	<b>35,499</b>	<b>5,608</b>	<b>42,297</b>

*Source: Detention Population Count and Analysis Report, FY 1993-94.*

**BY AGE (at admission)**

SECURE DETENTION CENTER	PERCENT									NUMBER OF CLIENTS RELEASED
	LESS THAN 10	10-13 YEARS	14 YEARS	15 YEARS	16 YEARS	17 YEARS	18 YEARS	19-21 YEARS	UNKNOWN	
ESCAMBIA	0.2	12.9	15.7	21.2	25.2	22.4	2.4	0.0	0.0	575
BAY	0.7	17.0	11.5	19.2	22.3	28.5	0.7	0.0	0.0	417
LEON	0.4	15.4	14.0	26.0	24.2	18.7	1.3	0.0	0.0	520
ALACHUA	0.1	12.7	16.2	19.0	24.6	23.8	3.5	0.0	0.0	777
DUVAL	0.2	12.9	16.0	21.5	24.5	21.6	3.4	0.0	0.0	1,836
PINELLAS	0.6	16.2	13.8	23.7	22.8	19.1	3.8	0.0	0.0	1,669
PASCO	0.2	16.7	20.0	22.1	22.1	16.7	2.3	0.0	0.0	426
HILLSBOROUGH	0.5	13.9	16.2	21.7	22.2	18.8	5.5	1.1	0.0	1,966
MANATEE	0.2	13.6	14.8	20.2	25.2	20.2	5.5	0.2	0.0	420
SEMINOLE	0.0	14.0	13.0	21.9	24.4	22.5	4.1	0.0	0.0	315
ORLANDO	0.1	14.1	18.8	20.6	22.3	19.4	4.7	0.0	0.0	873
BREVARD	0.0	10.6	15.4	22.6	27.9	22.1	1.4	0.0	0.0	434
S.W. FLORIDA	0.0	12.8	14.5	22.3	25.1	22.6	2.7	0.0	0.0	844
PALM BEACH	0.5	12.3	14.8	22.1	21.9	20.6	7.8	0.1	0.0	1,235
BROWARD	0.3	12.7	14.1	19.0	26.7	23.4	3.3	0.3	0.1	1,486
DADE	0.2	8.9	13.9	21.5	25.6	23.7	5.6	0.6	0.0	2,410
VOLUSIA	0.0	10.5	14.0	21.7	26.3	23.2	4.3	0.0	0.0	723
MARION	0.0	11.4	13.4	24.9	23.7	23.1	3.6	0.0	0.0	731
POLK	0.6	14.4	15.0	19.7	24.9	19.9	5.6	0.0	0.0	1,073
ST. LUCIE	0.2	16.4	16.6	20.2	23.3	20.6	2.8	0.0	0.0	574
<b>STATEWIDE</b>	<b>0.3</b>	<b>13.0</b>	<b>15.0</b>	<b>21.5</b>	<b>24.2</b>	<b>21.4</b>	<b>4.2</b>	<b>0.2</b>	<b>0.0</b>	<b>19,304</b>

*(continued on next page)*



### BY SEX

SECURE DETENTION CENTER	PERCENT			NUMBER OF CLIENTS RELEASED
	FEMALE	MALE	UNKNOWN	
ESCAMBIA	19.1	80.9	0.0	575
BAY	16.8	83.2	0.0	417
LEON	16.5	83.5	0.0	520
ALACHUA	20.7	79.3	0.0	777
DUVAL	17.3	82.6	0.1	1,836
PINELLAS	20.4	79.5	0.1	1,669
PASCO	17.6	82.4	0.0	426
HILLSBOROUGH	17.8	80.4	1.8	1,966
MANATEE	18.3	81.4	0.2	420
SEMINOLE	24.4	75.6	0.0	315
ORLANDO	17.0	83.0	0.0	873
BREVARD	14.7	85.3	0.0	434
S.W. FLORIDA	14.2	85.8	0.0	844
PALM BEACH	16.0	84.0	0.0	1,235
BROWARD	10.4	89.6	0.1	1,486
DADE	13.1	86.8	0.1	2,410
VOLUSIA	20.5	79.5	0.0	723
MARION	11.6	88.4	0.0	731
POLK	20.5	79.4	0.1	1,073
ST. LUCIE	15.5	84.5	0.0	574
STATEWIDE	16.6	83.2	0.2	19,304

### BY RACE

SECURE DETENTION CENTER	PERCENT					NUMBER OF CLIENTS RELEASED
	WHITE	BLACK	ASIAN	NATIVE AMERICAN	UNKNOWN	
ESCAMBIA	54.3	44.7	1.0	0.0	0.0	575
BAY	63.3	35.0	1.4	0.2	0.0	417
LEON	24.2	75.8	0.0	0.0	0.0	520
ALACHUA	45.3	54.3	0.1	0.0	0.3	777
DUVAL	43.2	56.0	0.1	0.0	0.6	1,836
PINELLAS	53.4	45.1	1.1	0.1	0.2	1,669
PASCO	85.0	13.4	0.9	0.2	0.5	426
HILLSBOROUGH	43.2	52.3	0.3	0.2	4.1	1,966
MANATEE	51.7	47.1	0.7	0.2	0.2	420
SEMINOLE	62.5	37.5	0.0	0.0	0.0	315
ORLANDO	42.5	56.9	0.5	0.0	0.1	873
BREVARD	59.7	39.6	0.5	0.0	0.2	434
S.W. FLORIDA	64.3	33.5	0.6	0.8	0.7	844
PALM BEACH	41.1	57.5	0.6	0.1	0.6	1,235
BROWARD	29.9	68.4	0.1	0.4	1.1	1,486
DADE	33.3	65.9	0.1	0.0	0.6	2,410
VOLUSIA	58.0	41.8	0.0	0.0	0.3	723
MARION	62.2	37.6	0.1	0.0	0.0	731
POLK	50.1	49.6	0.1	0.1	0.1	1,073
ST. LUCIE	46.0	53.8	0.0	0.2	0.0	574
STATEWIDE	46.5	52.3	0.4	0.1	0.8	19,304

*Source: CIS/Demographic Provider Extract, February 1995 (cases closed FY 1993-94)*

**TABLE 9-2:**  
**SECURE DETENTION**  
**OFFENSE CATEGORY FOR CASES DISPOSED WITH INTERIM PLACEMENT OF DETENTION FOR FY 1993-94**

DISTRICT	# OF INTERIM PLACEMENT CASES	PERCENT							
		FELONY PERSON	FELONY SEX OFFENSE	FELONY PROPERTY	OTHER FELONY	MISDEMEANOR PERSON	MISDEMEANOR PROPERTY	OTHER MISDEMEANOR	OTHER DELINQUENCY
1	893	19.9	3.2	31.8	18.3	4.9	6.2	2.1	13.5
2	1,034	23.0	3.8	32.0	19.4	4.5	5.6	2.6	9.0
3	753	17.7	3.5	40.0	19.1	5.4	4.5	2.1	7.7
4	2,509	23.8	3.8	31.3	20.9	3.3	4.5	2.2	10.2
5	1,927	17.4	2.3	27.5	13.0	6.1	11.2	5.4	17.0
6	3,225	18.9	1.4	36.1	13.0	3.1	4.1	1.5	21.9
7	3,803	20.9	2.3	32.7	17.0	6.0	6.5	2.8	11.8
8	1,870	14.1	2.1	43.6	15.7	2.0	4.3	2.0	16.2
9	1,967	21.4	1.5	22.1	10.0	2.7	3.9	2.4	35.8
10	1,636	30.3	1.4	36.5	18.3	2.7	4.7	3.2	3.0
11	2,427	27.4	1.7	31.0	11.9	4.7	9.1	4.9	9.4
12	1,321	14.1	1.7	33.9	20.7	5.9	7.3	4.9	11.4
13	756	19.6	7.9	34.3	16.3	5.6	4.1	2.8	9.5
14	1,745	12.3	1.5	31.9	11.4	6.1	10.5	3.4	22.9
15	646	21.2	3.1	38.7	14.7	3.9	5.3	2.8	10.4
OUT OF STATE	303	14.5	3.3	51.5	12.2	2.6	2.0	2.6	11.2
STATEWIDE	26,815	20.4	2.4	33.2	15.5	4.4	6.2	3.0	15.0

*Source: CIS/DDR (cases disposed with interim placement of detention during FY 1993-94)*

Table 9-2 provides a breakdown of delinquency offenses by district for youth reported on CIS as admitted to detention during FY 1993-94. Felony offenses comprised 71.5 percent of the cases, while 13.6 percent were misdemeanor offenses, and 15.0 percent were for other delinquency offenses. These percentages are comparable to last year's figures.

Of the 19,304 clients reported released during FY 1993-94, 27.9 percent had no previous felony delinquency referral history, and 29.3 percent had no previous misdemeanor referral history prior to being screened into detention.

According to data compiled from the Superintendent's Monthly Report, a total of 115 of the youth admitted during FY 1993-94 were detained for contempt of court, as compared to 204 youth in the previous fiscal year, and 545 youth in FY 1991-92.

### **Program Data**

The average length of stay in secure detention during FY 1993-94 was 12.6 days. The statewide average daily population (ADP) was 1,457.9 during FY 1993-94, which is higher than the ADP of 1,274.1 in FY 1992-93.

The actual utilization of available beds varied widely between detention centers, from 152.9 percent for Hillsborough to 78.6 percent for Pinellas. Eleven of the 20 facilities were over-utilized with utilization rates exceeding 100 percent. Table 9-3 presents a comparison of the utilization rate and the level at which each facility is staffed. The statewide average of staffing was 93.4 percent, while seven of the eleven over-utilized centers were staffed at less than 90 percent.

**TABLE 9-3:  
SECURE DETENTION  
POPULATION STAFFING AND CAPACITY PROFILE  
FOR FY 1993-94**

SECURE DETENTION CENTER	# OF FIXED BEDS	AVG. DAILY POPULATION	PERCENT UTILIZATION	PERCENT AT WHICH FACILITY WAS STAFFED
Escambia	50	54.0	108.0	76.7
Bay	32	30.6	95.6	90.5
Leon	36	35.7	99.2	110.7
Alachua	52	59.6	114.6	98.3
Duval	113	117.1	103.6	96.6
Pinellas	120	94.3	78.6	104.1
Pasco	27	27.2	100.7	88.5
Hillsborough	93	142.2	152.9	94.5
Manatee	52	44.3	85.2	104.5
Seminole	39	35.1	90.0	77.1
Orlando	75	102.5	136.7	83.7
Brevard	52	49.5	95.2	93.5
S.W. FL	60	67.7	112.8	77.3
Palm Beach	75	68.7	91.6	100.5
Broward	78	69.2	88.7	98.8
Dade	206	193.8	94.1	99.5
Volusia	60	65.1	108.5	96.0
Marion	48	66.9	139.4	87.2
Polk	60	84.7	141.2	77.3
St. Lucie	48	49.7	103.5	87.2
STATEWIDE	1,376	1,457.9	106.0	93.4

*Source: Detention Population Count and Analysis Report, FY 1993-94.*

### Outcome Measurement

#### **Outcome 1**

**YOUTH IN SECURE DETENTION WILL BE HELD IN A SECURE SETTING WITHOUT ESCAPING.**

**Definition:** Escapes occurring within the secure perimeters and ones which occur outside the secure perimeters are combined into one figure for this measurement.

- There were 37 escapes from secure detention during FY 1993-94.

The 37 escapes, as shown in Table 9-4, during FY 1993-94 is lower than the previous fiscal year total of 42. The 37 escapes account for less than one percent of youth served. Statewide, 16 of the 37 escapes were from within the secure perimeters of the detention centers while 21 occurred outside the secure perimeters of the facilities.

## Outcome 2

### YOUTH IN SECURE DETENTION WILL REMAIN SAFE DURING THEIR STAY.

Definition: Safety in secure detention is presently measured by client on client assaults.

- There were 1,229 client on client assaults reported for FY 1993-94.

Table 9-4 includes data on the number of client on client assaults by secure detention center during the fiscal year. An assault is reported when any injury occurs, even those which require minor first aid. The statewide total of assaults (1,229) is less than the previous year's total of 1,394, and the statewide rate of 2.9 assaults per 100 youth served is also lower than the preceding fiscal year's rate of 3.8 assaults per 100 youth served. The centers with the higher rates of client on client assaults per 100 youth were Marion (8.7), S. W. Florida (8.0) and Alachua (6.9). The centers with the lower rates for assaults per 100 served were Pasco (0.0 percent), Seminole (0.0 percent) and Pinellas (0.9 percent).

**TABLE 9-4:  
SECURE DETENTION  
NUMBER OF ESCAPES, ASSAULTS, TRANSFERS TO JAIL  
BY SECURE DETENTION FACILITY FOR FY 1993-94**

SECURE DETENTION CENTER	NUMBER SERVED	# OF ESCAPES	ESCAPES PER 100 SERVED	CLIENT ON CLIENT ASSAULTS	CLIENT ON CLIENT ASSAULTS PER 100 SERVED	CLIENT ON STAFF ASSAULTS	CLIENT ON STAFF ASSAULTS PER 100 SERVED	TRANSFERS TO JAIL FOR BEYOND CONTROL
Escambia	1,278	1	0.08	22	1.7	9	0.70	0
Bay	709	4	0.56	33	4.7	3	0.42	0
Alachua	1,349	2	0.15	93	6.9	8	0.59	0
Duval	3,031	5	0.16	104	3.4	5	0.16	0
Pinellas	2,984	1	0.03	27	0.9	8	0.27	0
Pasco	729	0	0.00	0	0.0	0	0.00	0
Hillsborough	4,041	9	0.22	77	1.9	1	0.02	0
Manatee	1,255	0	0.00	48	3.8	8	0.64	0
Seminole	1,307	0	0.00	0	0.0	2	0.15	0
Orlando	4,753	0	0.00	70	1.5	18	0.38	0
Brevard	1,636	1	0.06	37	2.3	8	0.49	0
S.W. FL	1,572	5	0.32	125	8.0	32	2.04	0
Palm Beach	1,978	0	0.00	77	3.9	5	0.25	0
Broward	2,827	1	0.04	52	1.8	2	0.07	0
Dade	5,953	5	0.08	228	3.8	26	0.44	0
Volusia	1,667	0	0.00	31	1.9	2	0.12	0
Marion	1,320	2	0.15	115	8.7	2	0.15	0
Polk	1,834	1	0.05	60	3.3	4	0.22	0
St. Lucie	1,118	0	0.00	19	1.7	8	0.72	0
STATEWIDE	42,297	37	0.09	1,229	2.9	151	0.36	0

Source: Superintendent's Monthly Report for FY 1993-94

Source: Detention Population Count and Analysis Report, FY 1993-94.

## Program Cost

Table 9-5 provides a cost comparison by district. The total expenditures of \$46,326,758 represented an increase of \$1,717,766 (or 3.9 percent) over FY 1992-93.

**TABLE 9-5:  
SECURE DETENTION  
COST COMPARISON BY DISTRICT FOR FY 1993-94**

DETENTION CENTER	FY 1993-94 EXPENDITURES	TOTAL CASES SERVED	RESIDENT DAYS FY 1993-94
ESCAMBIA	\$1,686,248	1,278	19,727
BAY	1,478,039	709	11,161
LEON	1,733,584	956	13,021
ALACHUA	1,984,000	1,349	21,740
DUVAL	3,076,656	3,031	42,746
PINELLAS	3,567,035	2,984	34,403
PASCO	1,115,787	729	9,933
HILLSBOROUGH	2,805,102	4,041	51,887
MANATEE	1,253,167	1,255	16,182
SEMINOLE	1,338,976	1,307	12,811
ORLANDO	2,557,732	4,753	37,404
BREVARD	1,532,581	1,636	18,061
S.W. FLORIDA	1,829,375	1,572	24,721
PALM BEACH	3,032,629	1,978	25,083
BROWARD	2,754,760	2,827	25,261
DADE	7,556,320	5,953	70,746
VOLUSIA	1,710,963	1,667	23,779
MARION	1,661,527	1,320	24,401
POLK	1,644,036	1,834	30,933
ST. LUCIE	2,008,241	1,118	18,146
<b>TOTAL</b>	<b>\$46,326,758</b>	<b>42,228</b>	<b>532,146</b>

*Source: SAMAS, FY 1993-94 and Detention Population Count and Analysis Report, FY 1993-94.*

Costs do not include educational expenditures covered by local school boards, but do include costs for any transportation, medical services, diagnostic evaluations, maintenance or food services which are purchased by the centers as well as staff. Comparisons of district level costs should be made with caution, as the costs of capital improvements are included in these figures.

## Program Effectiveness

The number of youth served in secure detention increased during FY 1993-94. Even though the number of fixed beds in 3 of the 20 facilities increased over the previous fiscal year, 11 of the 20 were over-utilized. The average length of stay (ALOS) in secure detention was 12.6 days in FY 1993-94 which was the same as the ALOS in FY 1992-93.

In terms of primary outcome measures, i.e., escapes and youth safety, secure detention appears to continue to be effective. There were less escapes statewide than in FY 1992-93; a rate of less than one per 1000 youth served was recorded for FY 1993-94. The rate of client on client assaults decreased from 3.8 in FY 1992-93 to 2.9 in FY 1993-94.

**TABLE 9-R**  
**SECURE DETENTION**  
**RECOMMENDATION UPDATE**

Recommendation in 1993 Outcome Evaluation	Progress in FY 1993-94	1994 Report Recommendation
<p><b>Program Maintenance</b></p> <p>Additional bed capacity is needed in the seven centers that were over-utilized.</p>	<p>The 1993-94 gun law legislation authorized funds to re-open previously closed modules in four detention centers, adding an additional 106 beds. Funding was also secured for 225 secure beds. These were allocated to nine centers with a utilization rate of over 100 percent and two centers with over 90 percent utilization.</p>	<p><b>Program Expansion</b></p> <p>Additional funding should be requested for additional facilities/beds, secure detention staffing, and transportation services to account for the expected growth in the juvenile population and to insure adequate staff at all centers.</p>

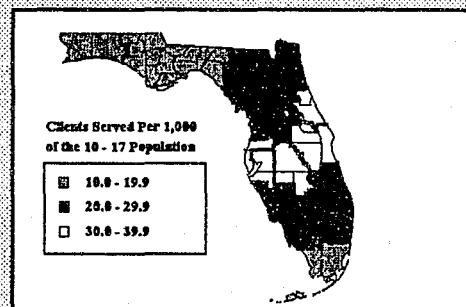
## Juvenile Justice Programs

### 10. COMMUNITY CONTROL

#### Program Description

The intent of the Community Control Program is to reduce the further incidence of juvenile delinquency by youth under community supervision. Youth enter either through the Delinquency Case Management System, or on recommendation of the state attorney, where judicial handling of their individual cases is recommended. The court decides that supervision in the community is an

appropriate alternative to placement in a commitment program. The program also serves youth who are returning to the community from a commitment program. Community Control is authorized by Chapter 39 of the Florida Statutes. The program is funded through a state general revenue appropriation. Implementation of the new Delinquency Case Management system began on a limited geographic basis during the 1990-91 fiscal year and the system has functioned statewide since FY 1991-92. The Case Management system incorporates the service functions of both Community Control and Delinquency Intake.



Community Control is an individualized program of supervision. Delinquency case managers provide supervision and supportive services to juvenile offenders who have been placed on Community Control by circuit court judges. Case Managers are also responsible for a youth's compliance with court-ordered sanctions (or penalties) that are consistent with the seriousness of the offense for which the youth was adjudicated or had adjudication withheld. Termination from Community Control must be approved by the court.

A description of Post-Commitment Community Control and the Furlough programs can be found in the chapter on Post Placement Services.

#### Population Profile

Statewide, the total youth served (beginning count and admissions) was 33,533. The Community Control caseload includes some youth who receive services through the AMI non-residential facility-based program and the TRY centers (see Chapter 12 for a description of these programs). The services they receive through AMI and TRY are in addition to Community Control services. Although in past years a manual reporting system has provided information on non-committed youth, this has been phased out and the FACTS database does not include non-committed youth. Therefore, separate counts by program (AMI and TRY) for non-committed youth are not available from the data system for FY 1993-94.



Demographic data, including age, sex and race, by district, are also shown in Table 10-1. The average age at termination of Community Control is 16.6 years. The average age of community control client's first delinquency referral is 14.1. Statewide, minorities made up 39.4 percent of cases on Community Control in FY 1993-94, which is down from the 42 percent in FY 1992-93. This is nearly equal to the 39.8 percent who came into the system through intake.

**TABLE 10-1A:  
COMMUNITY CONTROL  
POPULATION PROFILE FOR FY 1993-94**

DISTRICT	# OF YOUTH SERVED	# OF CASES SERVED	# OF RESIDENT DAYS	AVERAGE DAILY POPULATION	# OF CLIENTS RELEASED	AVERAGE AGE AT DISCHARGE	AVG. AGE AT 1ST DELINQUENCY REFERRAL
1	1,204	1,282	200,662	549.4	671	16.9	14.5
2	1,152	1,212	176,759	483.9	528	16.3	13.9
3	1,019	1,051	177,980	487.3	537	16.6	13.8
4	2,678	2,809	423,819	1,160.4	1,408	16.2	14.0
5	3,150	3,254	607,321	1,662.8	1,162	16.4	13.9
6	3,659	3,831	603,164	1,651.4	1,930	16.4	13.7
7	5,391	5,904	912,374	2,497.9	2,704	16.5	14.4
8	1,743	1,815	262,950	719.9	1,038	16.6	14.0
9	2,181	2,234	419,383	1,148.2	709	16.9	14.1
10	3,007	3,258	528,003	1,445.6	1,635	16.7	14.1
11	2,894	2,995	510,767	1,398.4	1,275	17.1	14.0
12	1,302	1,358	213,595	584.8	496	17.1	14.3
13	1,679	1,758	283,238	775.5	902	16.5	14.1
14	1,751	1,817	306,634	839.5	916	16.6	14.0
15	723	743	135,727	371.6	256	16.5	13.8
STATEWIDE	33,533	35,321	5,762,376	15,776.5	16,167	16.6	14.1

**TABLE 10-1B:  
BY AGE**

DISTRICT	PERCENT									NUMBER RELEASED
	LESS THAN 10	10-13	14	15	16	17	18	19-20	UNKNOWN	
1	0.6	8.8	10.1	18.6	23.7	24.3	13.3	0.6	0.0	671
2	1.1	14.2	15.3	21.6	21.8	21.6	4.4	0.0	0.0	528
3	0.2	14.7	15.1	19.4	23.5	19.4	7.6	0.2	0.0	537
4	0.6	16.1	14.4	20.5	20.0	22.6	5.8	0.0	0.0	1,408
5	1.8	19.3	13.5	18.4	18.9	19.2	8.6	0.3	0.0	1,162
6	0.8	14.0	13.5	18.2	23.2	21.9	8.1	0.3	0.0	1,930
7	0.6	13.4	13.4	19.1	21.9	23.3	8.4	0.1	0.0	2,704
8	0.4	15.1	13.1	18.7	22.7	22.9	7.0	0.0	0.0	1,038
9	0.3	14.2	13.5	14.0	22.3	27.2	8.2	0.3	0.0	709
10	0.3	11.9	12.1	18.8	24.0	24.2	8.5	0.2	0.1	1,635
11	0.2	9.6	12.0	19.1	23.8	25.5	9.6	0.1	0.0	1,275
12	0.0	6.0	10.9	16.1	23.4	23.6	19.8	0.2	0.0	496
13	0.3	17.6	14.1	19.7	24.1	18.6	5.3	0.2	0.0	902
14	0.7	13.9	14.2	18.1	21.9	23.3	7.8	0.2	0.0	916
15	0.4	14.5	17.2	23.8	19.5	18.4	5.5	0.8	0.0	256
STATEWIDE	0.6	13.8	13.3	18.8	22.4	22.7	8.3	0.2	0.0	16,167

(continued on next page)

**TABLE 10-1C:  
BY SEX**

DISTRICT	PERCENT			TOTAL
	MALES	FEMALES	UNKNOWN	
1	79.9	20.0	0.1	671
2	83.9	16.1	0.0	528
3	82.3	17.7	0.0	537
4	78.6	21.4	0.1	1,408
5	77.2	22.8	0.0	1,162
6	78.5	21.3	0.2	1,930
7	79.5	20.4	0.0	2,704
8	84.0	16.0	0.0	1,038
9	84.9	15.1	0.0	709
10	82.8	17.2	0.0	1,635
11	87.1	12.9	0.0	1,275
12	80.0	20.0	0.0	496
13	86.3	13.6	0.1	902
14	81.6	18.4	0.0	916
15	80.5	19.5	0.0	256
STATEWIDE	81.4	18.6	0.0	16,167

**TABLE 10-1D:  
BY RACE**

DISTRICT	PERCENT					NUMBER RELEASED
	WHITE	BLACK	ASIAN	NATIVE AMERICAN	UNKNOWN	
1	65.1	32.2	2.2	0.1	0.3	671
2	50.2	49.1	0.8	0.0	0.0	528
3	55.9	43.6	0.4	0.0	0.2	537
4	52.1	46.2	0.7	0.0	0.9	1,408
5	67.5	31.8	0.6	0.0	0.1	1,162
6	56.7	41.9	0.2	0.2	1.1	1,930
7	66.9	32.4	0.6	0.0	0.1	2,704
8	72.1	26.6	0.4	0.2	0.8	1,038
9	54.4	44.4	0.6	0.3	0.3	709
10	48.9	49.4	0.0	0.4	1.2	1,635
11	48.5	50.7	0.0	0.0	0.8	1,275
12	75.0	25.0	0.0	0.0	0.0	496
13	72.3	27.2	0.0	0.0	0.6	902
14	61.6	38.3	0.0	0.1	0.0	916
15	58.2	41.0	0.0	0.4	0.4	256
STATEWIDE	60.1	38.9	0.4	0.1	0.5	16,167

*Source: Youth Served, Cases Served, Number of Resident Days and Average Daily Population (CIS/Demographic Provider Extract, February 1995). Youth Discharged, Average Age at Discharge, Average Age at 1st Delinquency Referral, Age, Sex, and Race (CIS/OE extract, clients released during FY 1993-94).*

### Client History

Community Control serves adjudicated delinquents as well as delinquents whose adjudication was withheld, whom the courts feel can be served effectively in the community without being committed to more restrictive non-residential or residential programs.

## Program Data

As shown in Table 10-2, the average length of supervision for youth in Community Control during FY 1993-94 was 8.3 months, down from last year's 9.7 months.

**TABLE 10-2:  
COMMUNITY CONTROL  
LENGTH OF SERVICES BY DISTRICT  
FOR CLIENTS RELEASED DURING FY 1993-94**

DISTRICT	AVG. LENGTH OF SERVICES (in months)
1	7.1
2	8.1
3	10.4
4	6.9
5	10.2
6	7.4
7	7.1
8	8.4
9	11.1
10	7.9
11	10.2
12	6.4
13	9.9
14	8.3
15	10.2
STATEWIDE	8.3

Source: CIS (clients released during FY 1993-94)

## Outcome Measurement

### Outcome 1

#### **YOUTH WILL SUCCESSFULLY COMPLETE THE PROGRAM.**

**Definition:** Cases considered successful were those coded "honorable" or "required by law" terminations in CIS. Program policy states that completion of sanctions is necessary for successful completion.

- 79.9 percent of Community Control youth successfully completed the program.

Table 10-3 provides a breakdown by district of the percentage of successful completions for the fiscal year. The statewide successful completion rate was slightly less than last year's 82.1 percent. The rate varied across the districts, from 58.6 percent in District 15 to 87.3 percent in District 10.

**TABLE 10-3:  
COMMUNITY CONTROL  
TYPE OF RELEASE BY DISTRICT  
FOR CLIENTS RELEASED DURING FY 1993-94**

DISTRICT	SUCCESSFUL COMPLETIONS		UNSUCCESSFUL COMPLETIONS		OTHER		NUMBER RELEASED
	#	%	#	%	#	%	
1	523	77.9	123	18.3	25	3.7	671
2	385	72.9	137	25.9	6	1.1	528
3	408	76.0	116	21.6	13	2.4	537
4	1,116	79.3	252	17.9	40	2.8	1,408
5	998	85.9	147	12.7	17	1.5	1,162
6	1,419	73.5	338	17.5	173	9.0	1,930
7	2,211	81.8	399	14.8	94	3.5	2,704
8	789	76.0	210	20.2	39	3.8	1,038
9	589	83.1	112	15.8	8	1.1	709
10	1,427	87.3	156	9.5	52	3.2	1,635
11	1,080	84.7	147	11.5	48	3.8	1,275
12	419	84.5	48	9.7	29	5.8	496
13	720	79.8	169	18.7	13	1.4	902
14	679	74.1	194	21.2	43	4.7	916
15	150	58.6	102	39.8	4	1.6	256
STATEWIDE	12,913	79.9	2,650	16.4	604	3.7	16,167

*Source: CIS/Provider/TP3, OE Extract, FY 1993-94 (clients released during FY 1993-94)*

Table 10-4 displays the termination reasons by type for each district. The most common reason for termination was honorable discharge, followed by "required by law," indicating that the period of Community Control supervision required by the court had ended, or the youth had turned 19.

**TABLE 10-4:  
COMMUNITY CONTROL  
REASON FOR TERMINATION  
FOR CLIENTS RELEASED DURING FY 1993-94**

DISTRICT	PERCENT								NUMBER RELEASED
	HONORABLE RELEASE	RELEASE REQUIRED BY LAW	PLACED IN COMMITMENT/ NEW LAW VIOLATION	PLACED IN COMMITMENT/ NO NEW LAW VIOLATION	ADULT PROBATION	ADULT CORRECTIONS	ESCAPED/ ABSCONDED	DIED	
1	62.9	15.1	9.1	4.8	2.2	2.2	3.1	0.6	671
2	64.8	8.1	11.6	10.4	1.9	2.1	0.9	0.2	528
3	60.5	15.5	16.8	2.6	0.6	1.7	2.2	0.2	537
4	65.5	13.8	9.1	5.4	2.0	1.4	2.6	0.2	1,408
5	71.9	14.0	5.4	2.9	1.3	3.0	1.4	0.1	1,162
6	67.8	5.7	8.2	4.0	2.4	2.9	8.7	0.3	1,930
7	55.4	26.3	9.6	2.7	1.7	0.7	3.2	0.3	2,704
8	63.9	12.1	11.4	4.9	2.2	1.7	3.7	0.1	1,038
9	63.3	19.7	10.9	2.0	0.8	2.1	1.1	0.0	709
10	74.5	12.8	4.0	1.2	1.5	2.9	2.9	0.2	1,635
11	62.1	22.6	4.4	1.3	1.8	4.0	3.5	0.3	1,275
12	62.5	22.0	4.0	3.8	0.4	1.4	5.6	0.2	496
13	68.0	11.9	12.3	4.2	1.6	0.7	1.2	0.2	902
14	55.1	19.0	14.1	4.9	0.8	1.4	4.4	0.3	916
15	44.9	13.7	32.8	3.9	0.4	2.7	1.2	0.4	256
STATEWIDE	63.8	16.0	9.2	3.6	1.6	2.0	3.5	0.2	16,167

*Source: CIS/Provider/TP3, OE Extract, FY 1993-94 (clients released during FY 1993-94)*

## **Outcome 2**

**THERE WILL BE NO SUBSEQUENT LAW VIOLATIONS BY YOUTH WITHIN ONE YEAR OF RELEASE FROM THE PROGRAM.**

**Definition:** Many measures can be utilized as indications of recidivism, all related to subsequent law violations. A number of such measures are presented below. Re-referrals indicate that youth have been charged with another delinquent offense, but a subsequent referral is not necessarily evidence that the youth committed the offense charged. Determination of whether a subsequent law violation occurred is more accurately measured in Juvenile Justice data systems by whether there was an adjudication (or adjudication withheld) for one or more delinquent offenses following release. Such a finding by the court is a clearer measure than a subsequent referral. Adult felony convictions, for which youth were placed on adult probation or sentenced to adult prison, are also tabulated. A combined juvenile and adult felony conviction rate is also presented, as is a total of all juvenile adjudications and adult felony convictions. The operational definition of recidivism is, finally, the number of youth released from a program between January and June of 1993 who had been recommitted to Juvenile Justice, placed on adult probation or sent to prison within one year following release.

- 19.1 percent of Community Control releases were readjudicated during the year following release. This data includes follow-up into the adult Department of Corrections but does not include an adult misdemeanor conviction rate.

Table 10-5A represents the percentage of referrals which were received after a youth was released from a program. The total number of releases includes only youth whose termination status was: terminated, satisfactory adjustment; or, terminated, unsatisfactory adjustment. Youth released between January 1 and June 30, 1993 are included in this table. Tables 10-5B & 10-5C provide a comparison of readjudication and recidivism rates for the population studied.

**TABLE 10-5A:  
COMMUNITY CONTROL  
JUVENILE JUSTICE RE-REFERRAL RATE  
FOR YOUTH RELEASED BETWEEN JANUARY AND JUNE 1993**

DISTRICT	TOTAL RELEASED	% RE-REFERRALS TO JUVENILE JUSTICE*							
		6 MONTHS				1 YEAR TOTAL			
		FELONY	MISD.	OTHER	TOTAL	FELONY	MISD.	OTHER	TOTAL
1	225	7.6	8.0	0.9	12.9	11.6	16.4	3.6	20.4
2	215	14.0	14.4	0.5	22.8	18.6	20.5	1.9	29.3
3	217	6.9	10.1	0.9	16.6	16.1	15.7	1.4	27.2
4	572	12.6	10.5	2.4	20.1	18.2	15.7	5.1	27.8
5	677	8.7	10.8	3.1	17.6	14.5	17.9	6.2	26.3
6	626	13.3	13.6	3.5	21.7	20.4	20.6	8.1	31.6
7	1,043	9.0	12.4	2.3	18.8	14.6	19.1	5.2	26.7
8	455	8.4	12.3	2.2	18.0	14.5	18.9	5.3	25.5
9	298	7.4	4.7	2.7	12.1	12.4	10.7	4.7	18.8
10	651	10.9	11.5	1.4	19.8	19.8	19.4	3.2	29.3
11	1,051	10.8	7.5	1.6	16.5	16.5	12.0	3.1	23.1
12	270	10.0	11.9	5.2	18.5	17.8	17.8	8.9	27.0
13	421	6.9	5.7	1.0	11.2	12.4	10.5	2.4	19.2
14	289	6.6	9.7	1.0	14.9	9.3	14.5	4.5	20.1
15	165	7.9	11.5	1.8	15.8	12.1	15.8	2.4	21.8
UNKNOWN	64	1.6	4.7	1.6	4.7	4.7	7.8	1.6	9.4
STATEWIDE	7,239	9.7	10.3	2.1	17.5	15.7	16.4	4.6	25.4

Source: CIS/Provider/TP1, OE Extract, FY 1993-94 (clients released between January and June 1993) and the Department of Corrections' FY 1993-94 probation and prison extract.

\* 6 Months Total and 1 Year Total columns contain unduplicated re-referral percentages.

**TABLE 10-5B:**  
**COMMUNITY CONTROL**  
**JUVENILE JUSTICE AND ADULT SYSTEM SUBSEQUENT ADJUDICATION RATE**  
**FOR YOUTH RELEASED BETWEEN JANUARY AND JUNE 1993**

DISTRICT	TOTAL RELEASED	PERCENT SUBSEQUENT DELINQUENCY ADJUDICATIONS* (includes adjudications withheld)				ADULT SYSTEM FELONY CONVICTIONS AT 1 YEAR**		TOTAL PERCENT FELONY CONVICTIONS AT 1 YEAR**	TOTAL DELINQUENCY ADJUDICATIONS AND ADULT FELONY CONVICTIONS
		1 YEAR TOTAL				#	%		
		FELONY	MISD.	OTHER	TOTAL				
1	225	5.8	9.8	3.1	14.7	16	7.1	12.9	21.8
2	215	9.3	11.6	1.9	18.1	13	6.0	15.3	24.2
3	217	6.0	7.4	1.4	12.4	11	5.1	11.1	17.5
4	572	9.4	7.9	3.1	15.4	27	4.7	14.2	20.1
5	677	8.3	12.1	5.0	18.6	43	6.4	14.6	25.0
6	626	10.4	11.2	5.8	20.0	42	6.7	17.1	26.7
7	1,043	6.9	8.2	4.1	14.5	73	7.0	13.9	21.5
8	455	7.0	9.5	4.2	15.4	15	3.3	10.3	18.7
9	298	6.0	2.3	2.0	8.4	14	4.7	10.7	13.1
10	651	10.3	6.9	1.8	15.1	19	2.9	13.2	18.0
11	1,051	3.6	2.4	1.0	5.6	68	6.5	10.1	12.1
12	270	10.0	7.0	5.6	17.4	15	5.6	15.6	23.0
13	421	7.8	8.1	2.1	13.3	17	4.0	11.9	17.3
14	289	4.8	5.5	3.1	8.7	20	6.9	11.8	15.6
15	165	8.5	7.3	1.8	11.5	2	1.2	9.7	12.7
UNK.	64	1.6	1.6	1.6	3.1	1	1.6	3.1	4.7
STATEWIDE	7,239	7.4	7.6	3.2	13.7	396	5.5	12.9	19.1

Source: CIS/Provider/TP1, OE Extract, FY 1993-94 (clients released between January and June 1993) and the Department of Corrections' FY 1993-94 probation and prison extract.

\* 1 Year Total columns contain unduplicated adjudication percentages, and youth with adult felony convictions are not included.

\*\* Only felony data is available from the Department of Corrections.

**TABLE 10-5C:**  
**COMMUNITY CONTROL**  
**SUBSEQUENT COMMITMENTS INTO THE JUVENILE SYSTEM AND ADULT D.O.C.**  
**FOR YOUTH RELEASED BETWEEN JANUARY AND JUNE 1993**

DISTRICT	TOTAL RELEASED	% RECOMMITTED TO JUVENILE JUSTICE		% TO DEPARTMENT OF CORRECTIONS		PERCENT UNDUPLICATED TOTAL RECIDIVISM (Juvenile Justice Recommittment, Adult Probation or Prison)
		6 MONTHS	1 YEAR TOTAL	PROBATION AT 1 YEAR	PRISON AT 1 YEAR	
1	225	3.6	7.1	6.2	0.9	14.2
2	215	4.7	7.0	5.1	0.9	13.0
3	217	3.7	6.5	3.2	1.8	11.5
4	572	2.8	6.3	4.5	0.2	11.0
5	677	2.8	6.5	4.4	1.9	12.9
6	626	2.1	4.8	5.3	1.4	11.5
7	1,043	1.9	4.8	5.4	1.6	11.8
8	455	2.9	4.2	2.2	1.1	7.5
9	298	3.0	4.0	3.7	1.0	8.7
10	651	0.6	1.8	1.7	1.2	4.8
11	1,051	0.9	1.6	3.4	3.0	8.1
12	270	2.6	4.1	4.1	1.5	9.6
13	421	3.3	5.7	2.4	1.7	9.7
14	289	1.7	3.5	4.5	2.4	10.4
15	165	3.6	7.3	1.2	0.0	8.5
UNKNOWN	64	0.0	0.0	1.6	0.0	1.6
STATEWIDE	7,239	2.2	4.4	3.9	1.6	9.9

Source: CIS/Provider/TP1, OE Extract, FY 1993-94 (clients released between January and June 1993) and the Department of Corrections' FY 1993-94 probation and prison extract.

The recidivism rate for Community Control is 9.9 percent, this includes youth who have been recommitted to Juvenile Justice, placed on adult probation or sent to prison within one year following release.

### **Program Cost**

The expenditures for Community Control supervision during FY 1993-94 were a part of the cost for Intake and Case Management, which are reported in Chapter 7. The three functions together cost \$50,638,632 in FY 1993-94. They are reported together because the same budget category is used for all three programs. Expenditures cannot be separated for each program component at this time.

### **Program Effectiveness**

Community Control appeared to achieve favorable results in FY 1993-94 on successful program completions, although there is some question about the criteria used and CIS coding used by some districts. Performance was slightly lower than the rates achieved in FY 1992-93. In Community Control, 79.9 percent of releases in FY 1993-94 successfully completed the program as compared to 82.1 percent in FY 1992-93.

Re-referrals, readjudications and recommitments are three follow-up measures provided. Over 19 percent were adjudicated for a new law violation during the year after supervision. The recidivism rate was 9.9 percent.

Some Community Control youth also receive AMI or TRY services. Identifying them is impossible unless data on noncommitted youth are entered in FACTS. The old manual tracking system no longer exists. Outcomes for these youth cannot be reported separately from the overall Community Control outcomes.



**TABLE 10-R**  
**COMMUNITY CONTROL**  
**RECOMMENDATION UPDATE**

Recommendation in 1993 Outcome Evaluation	Progress in FY 1993-94	1994 Report Recommendation
<p><b>Program Maintenance</b></p> <p>Program effective measures and cost data need to be collected in order for an accurate program assessment to be made. This assessment is essential since the data suggest that community control (and case management) are especially effective for the types of youth served.</p>	<p>The 1994 Legislature created the Department of Juvenile Justice. As a result, a new Management Information System will be developed that adequately tracks client information such as successful completion, and administrative data such as cost per client served etc.</p>	<p><b>Program Maintenance</b></p> <p>The Department should continue its efforts through the development of the Management Information System to comply with the 1993 Recommendations under the new Department's structure.</p> <p>Separate Intake, Community Control and Case Management expenditures in the Delinquency Case Management system.</p>

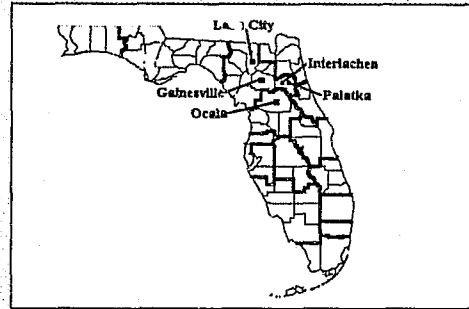
## Juvenile Justice Programs

### 11. CREST SERVICES, INC.

#### Program Description

The CREST (Counseling, Research and Education Specialist Teams, Inc.) program is intended to provide a low cost professional counseling resource to youth (ages 10-19) in community-based treatment in order to reduce the crime rate among such youth, prevent further involvement in the delinquency system, and enable them to function successfully in the community. Services are

provided under contract with CREST to youth in Alachua, Putnam, Columbia, and Marion counties (Districts 3 and 13). CREST Services, Inc. uses University of Florida interns in the graduate program for counselor education to provide counseling. The caseload is generated from referrals by Juvenile Justice case management counselors based on a youth's need for more support and supervision.



#### Client Profile

In FY 1993-94 CREST served 270 clients. Table 11-1 provides demographic information.

**TABLE 11-1:  
CREST COMMUNITY CONTROL CLIENT PROFILE  
FOR FY 1993-94**

<b>AVG. AGE AT REFERRAL</b>	15.2 years
-----------------------------	------------

<b>RACE</b>	<b>NUMBER</b>	<b>PERCENT</b>
WHITE	131	48.5
BLACK	137	50.7
OTHER	2	0.7
<b>TOTAL</b>	<b>270</b>	<b>100.0</b>

*(continued on next page)*

(Table 11-1 continued)

SEX	NUMBER	PERCENT
FEMALE	50	18.5
MALE	220	81.5
TOTAL	270	100.0

Source: Project CREST Annual Report (June 30, 1993 - July 1, 1994)

Table 11-2 presents the number of clients using the types of counseling services by county. The service most frequently provided was individual counseling, with 208 clients involved. Family counseling was also extended to 165 clients; 45 clients were involved in weekly group counseling.

**TABLE 11-2:  
CREST NUMBER OF CLIENTS USING COUNSELING SERVICES  
FOR FY 1993-94**

COUNTY	TYPE OF COUNSELING SERVICE		
	INDIVIDUAL	FAMILY	GROUP
ALACHUA	83	80	22
COLUMBIA	22	22	21
MARION	83	50	0
PUTNAM	20	13	2
TOTAL	208	165	45

Source: Project CREST Annual Report (June 30, 1993 - July 1, 1994)

### Outcome Measurement

By May 31, 1994, 182 Community Control clients had completed the program. A total of 149 (81.9 percent) were rated by Crest, as successfully completing the program. Successful completion was not defined in the project's report.

#### Outcome 1

**CLIENTS REFERRED FROM COMMUNITY CONTROL WILL NOT BE ADJUDICATED FOR A NEW LAW VIOLATION WITHIN ONE YEAR AFTER LEAVING THE PROGRAM.**

**Definition:** Information was gathered on 80 Community Control clients from the HRS Client Information System and reported by the provider in the CREST Annual Report<sup>1</sup>. The CREST contract specified that 60 percent of clients referred by Community Control between July 1 and March 31 would not be adjudicated for a new law violation.

- 86.3 percent (69 clients) of the Community Control clients terminated between July 1, 1993 and March 31, 1994 were not charged with a new law violation during or after CREST treatment.

This exceeds contract requirements. It would be helpful to know how many were charged with a new law violation during treatment. Recidivism rates should also specify the length of time the clients were followed after program completion.

However, it should be noted that in an effort to evaluate the long term effects of treatment on recidivism, a sample of the FY 1992-93 caseload was followed through April 1994 by Project Crest. The sample consisted of 68 clients who were terminated between July 1, 1992 and March 31, 1993. Of the 68 clients, 56 (82.3 percent) had not been readjudicated for a new offense. Five of the 68 (7.4 percent) were committed during the follow-up period.

#### **Outcome 2**

#### **COMMUNITY CONTROL CLIENTS SERVED BY CREST WILL NOT BE COMMITTED.**

**Definition:** Information was gathered from clients' records in the Client Information System (CIS) and reported in the CREST Annual Report. The CREST contract required no more than a 20 percent commitment rate among the Community Control clients.

Of the 80 Community Control clients who completed the program, 71 (88.8 percent) were not committed.

The 88.8 percent of youth that were not committed, exceeded contract requirements as written. The time period was not specified in the Project CREST Annual Report.

#### **Outcome 3**

#### **CREST WILL BE PERCEIVED AS HELPFUL BY CLIENTS SERVED.**

**Definition:** A program-developed questionnaire was used to assess client perceptions of program effectiveness. The instrument contained 16 items, including opinions on counseling and self-reports on grades and school conduct. Sixty-nine questionnaires were returned. CREST contract requirements stated that at least 90 percent of clients served would perceive the program as helpful.

- 88.4 percent indicated that, overall, CREST counseling was worthwhile.

#### **Outcome 4**

#### **A POSITIVE CHANGE IN ATTITUDE WILL BE DISPLAYED BY CLIENTS SUCCESSFULLY COMPLETING THE PROGRAM.**

**Definition:** A self-report instrument and the Jesness Inventory were utilized to assess positive attitudinal change among clients successfully completing the CREST program. Jesness Inventory results are based on pre- and post- measurements for 69 students. The

Jesness Inventory is an attitudinal measure designed for use with juvenile delinquents in measuring attitudes toward social values. It is composed of 11 subscales.

- Results obtained from the self-report instrument administered to CREST clients show that 99 percent feel they have a better outlook and 93 percent feel they appreciate the feelings of others better since CREST counseling.
- Change in a positive direction was observed on 7 of the 11 Jesness Inventory scales. The greatest degree of change was observed on the Asocial Index ( $p < .05$ ), the scale designed for the specific purpose of predicting future delinquent behavior.

According to the Jesness Inventory results reported by CREST, change scores are greatest for older clients (ages 17 and 18) and then younger clients (ages 15 and 16). Change scores by sex are stronger and more significant for boys than girls. Black clients usually have higher JI pre-test scores than white clients but change in a positive direction (lowered scores) has been greater among blacks on the asocial index which is the major scale design to predict future delinquency.

### **Program Cost**

The amount expended for CREST Services was \$92,620<sup>2</sup> in FY 1993-94. This is 14.3 percent higher than the \$81,003<sup>2</sup> expended in FY 1992-93. This represents an average of \$343 per case served which is up considerably from the \$263 per case served in FY 1992-93.

The cost of the Project CREST program is kept low by the use of interns from the University of Florida. Graduate-level students in counseling use CREST to obtain required internship credits.

### **Program Effectiveness**

CREST Services is an enhancement to the Community Control program in Districts 3 and 13. It operates at low cost and provides services that Community Control counselors would not be able to provide. The information available on this program has varied from year to year depending on the research studies conducted on the program by graduate students, as well as monitoring conducted by Juvenile Justice. Some standardization of data collection is still needed. The follow-up period needs to be standardized to one year from the date of discharge for each youth. Standardization would enable appropriate comparisons to be made with other Juvenile Justice programs. Nevertheless, the weight of the evidence continues to support the view that CREST is an effective, low-cost program. It has the added advantage of helping to prepare master's level counseling students for employment.

### **NOTES**

1 Source: CREST Services, Inc. Annual Report July 1, 1993 - June 30, 1994

2 Source: SAMAS

**TABLE 11-R  
CREST  
RECOMMENDATION UPDATE**

Recommendation in 1993 Outcome Evaluation	Progress in FY 1993-94	1994 Report Recommendation
<p><b>Program Maintenance</b></p> <p>This program has low recidivism and high suppression rates and should be maintained.</p> <p>A standard definition of successful completion needs to be developed.</p> <p>Consideration should be given to expanding this program to other districts where there are universities who could provide interns.</p>	<p>Clients continue to show high suppression and low recidivism rates.</p> <p>There is no progress in developing a standard definition of what constitutes successful completion.</p>	<p><b>Program Expansion</b></p> <p>This program is an excellent enhancement to community supervision that should be expanded.</p> <p>The definition of successful completion should be addressed in the Project Crest Annual Report.</p>



## **12. NON-RESIDENTIAL COMMUNITY-BASED COMMITMENT PROGRAMS**

### **Program Description**

Non-Residential Community-Based Commitment Programs provide structured and specialized treatment for youth in order to reduce the rate of future law violations and improve the functioning of the youth in the community. Use of these programs is intended to assist in the reduction of the inappropriate placement of youth in residential programs.

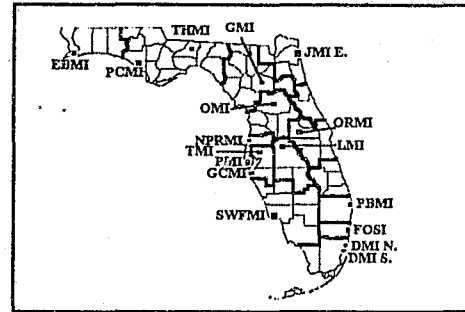
There are four main types of non-residential community-based commitment programs located around the state: Associated Marine Institutes, Inc. (AMI); Treatment Alternatives for Youth (TRY) Centers; Special Intensive Groups (SIG) and Intensive Non-Residential Work Programs. Broward Non-Residential Halfway House is also a level two program that is found in this chapter. Youth classified for this level of placement are minor offenders who are viewed as not representing a threat to public safety. Current charges or presenting offenses range from first and second degree misdemeanor offenses to property offenses classified as third degree felonies (e.g. resisting arrest without violence, criminal mischief, petit theft, auto theft, etc.). Patterns of offending are infrequent and non-violent, and are oriented toward property crimes rather than crimes against people.

Programs in the non-residential restrictiveness level are designed for committed youth who have no serious prior offending history. Youth may have had prior adjudications but may not have been committed. If a prior commitment exists, placement at this level may be appropriate if the commitment history is minor. In addition to their current offense and offending histories, youth assessed to be in need of non-residential placement are characterized by their amenability to supervision, guidance and direction by treatment staff. The youth live at home with their parents or guardians while participating in the program or have other acceptable living arrangements. They are usually responsive to program requirements, can follow schedules, keep appointments and meet reporting requirements imposed by treatment staff. They do not require the structured environment of a 24-hour supervision residential program.

Release from non-residential commitment programs is contingent upon the approval of the committing judge based on the recommendation of the program director or supervisor. The decision is based primarily upon the youth's successful completion of his or her performance contract.



**AMI.** AMI is a private, nonprofit organization contracting with HRS to provide specialized educational, vocational, and counseling services for delinquent youth. Seventeen Marine Institutes are operated within the state. Cities where the programs are located include Miami (two programs), Ft. Lauderdale, West Palm Beach, Lakeland, Orlando, Jacksonville, Gainesville,

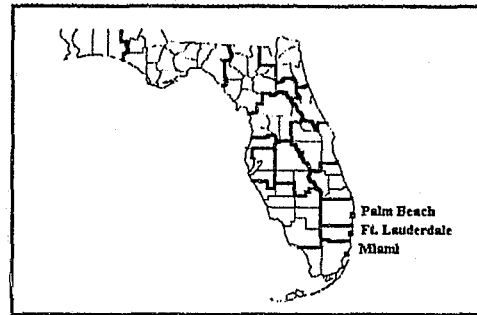


Tallahassee, Pensacola, Panama City, Ocala, New Port Richey, Tampa, St. Petersburg, Bradenton, and Ft. Myers. The Tallahassee and Lakeland Marine Institute opened during this fiscal year. The Gainesville, Ocala and Orlando Marine Institute offer enhanced services during the first 30 days of placement for ten youth. The facilities offer extended hours to these youth. During the evening hours until 9 p.m. the program will focus on enhancing daytime academics and other program courses. Week-end services will be provided from 8 a.m. through 5 p.m. and will include special outings related to training received during the weekday program. All successful terminations from these two programs will receive home follow-up services related to individual service goals for up to six months. AMI programs are budgeted for an average length of stay of six months.

The AMI co-educational programs provide educational and training services while allowing the participating youth to remain with their families. The vocational program provides the opportunity to develop a wide variety of occupational skills through classroom instruction and on-the-job training. Specific areas of vocational instruction include boat handling, seamanship, scuba diving, practical oceanography, marine mechanics, small engine repair and maintenance. Preparation for the General Educational Development (GED) testing program and basic academic and remedial classes are also provided at each institute. Overnight trips or cruises are conducted periodically for selected youth to practice skills learned in the classroom.

The program provides individualized counseling and instruction for each participant. In addition, AMI develops and maintains an active job placement program to assist participants in finding employment upon completion of the program. Youth who are physically able to participate may be admitted to the AMI program.

**TRY Centers.** TRY Centers are co-educational programs staffed by departmental employees and designed to serve 20 committed youth. The youth participating in TRY Center programs live at home while receiving intensive counseling (individual, family and group) and day treatment services. The budgeted length of stay is four months. TRY Centers are located in Districts 9, 10 and 11.

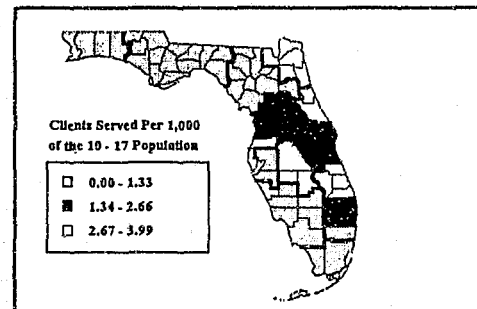


The TRY Center coordinates services to meet the individualized needs of youth served. A structured program of activities may include recreational activities, tutoring services, community services, volunteer services and other learning experiences. Each youth participates in educational or vocational programs during the day with local school boards providing instruction within the program. Close daily contact is made with the youth in community placements, whether at school or work.

In order to be admitted into this program, youth must have local home placements, preferably with parents or guardians, and their parents or guardians should also express a willingness to participate in scheduled family counseling services.

The 1994 Legislature discontinued funding for TRY Centers in FY 1994-95.

**SIG.** The SIG program is a commitment program for delinquent youth characterized by small counselor caseloads and frequent contacts in the youth's community. In order to meet contact requirements, SIG counselors supervise an average active caseload of eight to ten youth for a budgeted period of four months.



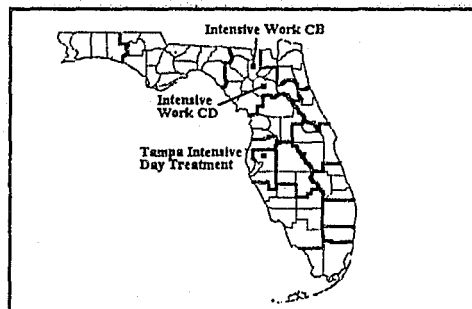
Treatment approaches used are a combination of group interaction and/or individual counseling sessions with the youth and family members. Counselors use the treatment approach best suited to the youth's needs and the circumstances (for example, geographic spread and individual needs) of the current active caseload.

Extensive and continuous contacts with the youth, parents and community resources are imperative to successful supervision. Counseling is provided on the job, in the home and other places in the community, and as a last resort, in the formal office setting. Contacts with family members, employers, friends, neighbors, educational and vocational instructors, and other people closely associated with the youth supplement personal contacts. Contacts help provide surveillance, gauge program progress, identify problem areas, discover deviation from conditions of supervision and provide general information concerning

activities and behavior. Parental involvement in these programs is actively encouraged. Emphasis in parent group discussions is on understanding the youth and maintaining behavioral changes after treatment is terminated. In addition, counselors seek to employ available community resources to assist the youth. Volunteers are sought by the counselor to supplement group and individual counseling and provide an additional source of support for the youth. Recreational activities planned by the counselor add another dimension of therapeutic intervention with the delinquent youth.

#### **Intensive Non-residential Work Programs.**

The intensive work non-residential programs are designed to provide educational and vocational services to youth between the ages of fourteen (14) and eighteen (18) who are considered low risk to public safety and have been committed to a non-residential level. Typically, the bed capacity ranges from ten to twenty-five beds. Youth are involved in vocational interest and aptitude assessment activities, employment counseling, vocational training, academics and counseling. Related services include pro-social skill and self-esteem building, independent living skills training, group counseling, and community and work projects. Although the anticipated length of stay is four to nine months, the youth's achievement determines the release date.



For a detailed program description of each level 2 program see the appendix at the end of this chapter.

### **Population Profile**

According to the Florida Assessment, Classification, and Tracking System (FACTS), 3,474 committed youth were served by Non-residential community-based commitment programs during FY 1993-94. The average daily population was 564.5. In addition, two of the

non-residential programs (TRY and AMI) also serve non-committed youth. The population profile for committed youth is shown in Table 12-1.

**TABLE 12-1:**  
**NON-RESIDENTIAL COMMUNITY-BASED COMMITMENT PROGRAMS**  
**POPULATION PROFILE FOR FY 1993-94**

PROGRAM	PERCENT											TOTAL RELEASED
	AGE			RACE					SEX			
	10-13 YEARS	14-15 YEARS	16-19 YEARS	WHITE	BLACK	ASIAN	NATIVE AMERICAN	UNK.	MALES	FEMALES	UNK.	
ESCAMBIA BAY MARINE INST.	3.3	56.7	40.0	56.7	43.3	0.0	0.0	0.0	86.7	13.3	0.0	30
PANAMA CITY MARINE INST.	2.6	46.2	51.3	69.2	30.8	0.0	0.0	0.0	79.5	20.5	0.0	39
TALLAHASSEE MARINE INST.	11.1	66.7	22.2	11.1	88.9	0.0	0.0	0.0	100.0	0.0	0.0	9
GAINESVILLE MARINE INST.	0.0	47.8	52.2	45.7	54.3	0.0	0.0	0.0	73.9	26.1	0.0	46
JACKSONVILLE MARINE INST. E.	0.0	51.3	48.7	45.3	53.8	0.0	0.0	0.9	94.0	6.0	0.0	117
PINELLAS MARINE INST.	0.0	51.9	48.1	75.3	23.5	0.0	0.0	1.2	91.4	8.6	0.0	81
NEW PORT RICHEY MARINE INST.	0.0	60.0	40.0	85.7	8.6	5.7	0.0	0.0	91.4	8.6	0.0	35
TAMPA MARINE INST.	0.0	46.8	53.2	45.5	54.5	0.0	0.0	0.0	92.2	7.8	0.0	77
GULF COAST MARINE INST.	0.0	36.4	63.6	72.7	27.3	0.0	0.0	0.0	90.9	9.1	0.0	11
ORLANDO MARINE INST. W.	0.9	56.3	42.9	47.3	51.8	0.0	0.0	0.9	81.3	18.8	0.0	112
S.W. FL MARINE INST.	2.7	62.2	35.1	59.5	40.5	0.0	0.0	0.0	81.1	18.9	0.0	37
PALM BEACH MARINE INST.	1.2	62.7	36.1	53.0	44.6	0.0	0.0	2.4	94.0	6.0	0.0	83
FL OCEAN SCIENCES INST	0.0	53.6	46.4	53.6	46.4	0.0	0.0	0.0	92.9	7.1	0.0	28
DADE MARINE INST. N.	6.0	50.0	44.0	19.0	79.8	0.0	0.0	1.2	95.2	4.8	0.0	84
DADE MARINE INST. S.	4.6	58.6	36.8	44.8	54.0	1.1	0.0	0.0	95.4	4.6	0.0	87
OCALA MARINE INST.	0.0	57.1	42.9	64.3	35.7	0.0	0.0	0.0	85.7	14.3	0.0	28
LAKELAND MARINE INST.	0.0	33.3	66.7	43.3	56.7	0.0	0.0	0.0	80.0	20.0	0.0	30
BROWARD HWH (non-residential)	8.0	32.0	60.0	16.0	84.0	0.0	0.0	0.0	100.0	0.0	0.0	25
LEE DAY TREATMENT	0.0	100.0	0.0	50.0	50.0	0.0	0.0	0.0	100.0	0.0	0.0	2
PALM BEACH TRY	41.4	34.5	24.1	27.6	72.4	0.0	0.0	0.0	82.8	17.2	0.0	29
FT. LAUDERDALE TRY	30.4	34.8	34.8	8.7	91.3	0.0	0.0	0.0	100.0	0.0	0.0	23
MIAMI TRY	8.7	56.5	34.8	13.0	87.0	0.0	0.0	0.0	78.3	21.7	0.0	23
INTENSIVE WORK CB	15.4	34.6	50.0	50.0	50.0	0.0	0.0	0.0	84.6	15.4	0.0	26
INTENSIVE WORK CD	0.0	16.7	83.3	33.3	66.7	0.0	0.0	0.0	83.3	16.7	0.0	6
TAMPA INTENSIVE DAY	50.0	50.0	0.0	0.0	100.0	0.0	0.0	0.0	100.0	0.0	0.0	4
SIG D1	10.0	20.0	70.0	30.0	70.0	0.0	0.0	0.0	80.0	20.0	0.0	10
SIG D2	20.7	27.6	51.7	48.3	51.7	0.0	0.0	0.0	96.6	3.4	0.0	29
SIG D3	27.3	9.1	63.6	27.3	72.7	0.0	0.0	0.0	100.0	0.0	0.0	11
SIG D4	12.3	37.4	50.2	33.6	65.9	0.0	0.0	0.5	84.4	14.7	0.9	211
SIG D5	17.0	33.5	49.4	61.9	36.9	0.6	0.6	0.0	85.8	14.2	0.0	176
SIG D6	23.9	34.3	41.8	23.9	70.1	0.0	0.0	6.0	89.6	7.5	3.0	67
SIG D7	18.5	32.7	48.8	41.0	59.0	0.0	0.0	0.0	82.0	18.0	0.0	205
SIG D8	15.2	33.3	51.5	60.6	33.3	0.0	0.0	6.1	78.8	21.2	0.0	33
SIG D9	13.6	28.4	58.0	54.5	40.9	0.0	0.0	4.5	86.4	13.6	0.0	88
SIG D10	25.0	25.0	50.0	62.5	37.5	0.0	0.0	0.0	100.0	0.0	0.0	8
SIG D12	4.7	34.0	61.3	58.5	41.5	0.0	0.0	0.0	78.3	21.7	0.0	106
SIG D13	21.9	35.9	42.2	64.1	35.9	0.0	0.0	0.0	81.3	18.8	0.0	64
SIG D14	12.8	42.1	45.1	40.6	59.4	0.0	0.0	0.0	82.7	17.3	0.0	133
SIG D15	11.8	36.6	51.6	45.2	54.8	0.0	0.0	0.0	76.3	23.7	0.0	93
LOCAL NRES D1	0.0	100.0	0.0	0.0	100.0	0.0	0.0	0.0	0.0	100.0	0.0	1
LOCAL NRES D2	26.5	24.5	49.0	42.9	53.1	4.1	0.0	0.0	81.6	18.4	0.0	49
LOCAL NRES D6	0.0	100.0	0.0	0.0	100.0	0.0	0.0	0.0	0.0	100.0	0.0	1
LOCAL NRES D10	3.1	37.5	59.4	34.4	62.5	0.0	0.0	3.1	87.5	12.5	0.0	32
LOCAL NRES D11	4.0	32.0	64.0	20.0	80.0	0.0	0.0	0.0	96.0	4.0	0.0	25
STATEWIDE	10.1	41.9	48.0	46.2	52.8	0.2	0.0	0.7	86.1	13.8	0.2	2,414

(continued on next page)

(Table 12-1 continued)

PROGRAM	# OF YOUTH SERVED	# OF CASES SERVED	# OF YOUTH RELEASED	AVG. DAILY POPULATION	AVG. LENGTH OF STAY (IN MONTHS)	AVG. AGE AT FIRST DELINQUENCY REFERRAL	AVG. AGE AT DISCHARGE
EBMI	35	37	30	9.3	4.6	13.5	15.9
PCMI	57	62	38	17.2	4.5	14.0	16.6
TALLAHASSEE M.I.	31	35	15	10.1	3.2	11.7	15.9
GMI	72	75	50	16.3	4.4	13.5	16.6
JMI E.	160	174	102	36.0	3.9	13.9	16.5
PMI	125	128	97	38.0	4.6	13.4	16.6
NPRMI	61	63	48	24.2	4.2	13.8	16.3
TAMPA M.I.	112	114	86	28.6	4.6	13.3	16.7
GCM!	17	17	14	5.3	3.5	13.2	16.5
ORLANDO M.I. W.	170	179	103	38.2	5.1	13.6	16.1
S.W. FL M.I.	51	53	47	15.2	4.4	13.2	16.1
PBMI	129	139	81	30.1	4.5	13.0	16.2
FOSI	42	44	21	6.1	3.2	12.1	16.5
DMI N.	100	111	80	23.6	4.1	13.1	16.2
DMI S.	109	115	74	21.5	4.0	13.5	16.4
OCALA M.I.	49	49	39	16.4	4.3	14.1	16.2
LMI	71	71	50	19.2	3.8	13.7	16.9
BROWARD HWH (non-res)	31	37	17	6.8	3.9	12.6	16.4
LEE DAY TREATMENT	11	12	9	6.7	2.4	13.8	16.0
PALM BEACH TRY	41	42	26	10.6	3.8	12.3	14.8
FT. LAUDERDALE TRY	25	29	17	5.2	3.5	11.9	15.6
MIAMI TRY	29	33	19	7.7	5.4	12.3	16.4
INTENSIVE WORK CB	40	41	38	9.4	3.0	13.6	16.0
INTENSIVE WORK CD	12	13	10	2.1	2.1	15.4	17.8
TAMPA INTENSIVE DAY	18	18	11	3.4	3.1	11.2	13.5
SIG D1	10	10	9	0.6	5.3	14.4	16.8
SIG D2	29	30	23	9.7	6.5	13.0	16.1
SIG D3	16	16	11	5.2	5.6	11.9	16.2
SIG D4	285	294	201	6.8	2.9	12.9	16.2
SIG D5	244	251	198	13.5	3.7	12.9	16.1
SIG D6	81	83	66	12.1	4.1	12.2	15.9
SIG D7	303	328	201	14.7	4.8	13.4	15.8
SIG D8	51	52	44	6.4	5.3	13.6	16.1
SIG D9	120	129	90	10.0	4.7	13.3	16.5
SIG D10	12	14	10	0.7	3.5	12.3	16.2
SIG D12	144	163	96	8.8	4.7	13.7	16.8
SIG D13	91	97	74	6.7	3.7	13.2	15.9
SIG D14	186	190	162	12.6	3.7	12.8	16.2
SIG D15	130	142	103	12.8	3.7	12.8	16.1
LOCAL NRES D1	1	1	1	0.4	5.1	12.7	16.0
LOCAL NRES D2	78	85	55	25.4	4.4	12.8	15.9
LOCAL NRES D6	2	2	2	0.8	4.7	11.7	15.9
LOCAL NRES D10	56	57	35	4.0	3.9	13.0	16.9
LOCAL NRES D11	39	41	21	0.9	5.3	13.4	17.1
STATEWIDE	3,474	3,674	2,524	564.5	4.1	13.2	16.2

Source: Committed Youth Served, Average Daily Population and Number of Youth Released (CIS/FACTS Extract, February 1995, clients served during FY 1993-94); Average Length of Stay, Age, Sex, Race, Average Age at First Delinquency Referral, Average Age at Discharge and Total Released (CIS/FACTS, OE Extract, FY 1993-94, clients released during FY 1993-94).

The average length of stay for committed youth was 4.1 months (ALOS is based on 2,524 youth released which was derived from a more recent data extract). AMI youth averaged 5.3 months, youth in TRY Centers averaged 4.2 months and those in SIG averaged 2.1 months. The average age of the youth served at the time of their discharge were 16 years of age or older. Youth served in TRY Centers were four to five months younger than youth served in AMI and SIG respectively.

The majority of youth served in all programs were male. SIG served the largest percentage of females. Statewide, the racial composition of the non-residential community-based commitment programs consists of 46.2 percent whites and 53 percent minorities. TRY Centers, however, served a substantially higher percentage of blacks (82.7 percent) than whites (17.3 percent).

The average age at the time of their first delinquency referral for youth served in non-residential programs was 13.2 years. Youth in TRY Centers were the youngest with the average age of their first referral at 12.2 years. Youth in AMI averaged 13.2 years and youth in SIG averaged 13.4 years at the time of their first delinquency referral.

### **Client History**

Non-residential community-based programs are the first step into the commitment system for most youth. 70.2 percent of committed youth admitted to non-residential programs during FY 1993-94 were first commitments which is down 5 percentage points from last year (see Table 12-2). The percentages of first commitments for the three programs were similar. However, AMI served a slightly higher percentage of recommitted youth (13.8 percent) than SIG (12.5 percent) and TRY (9.3 percent). The highest percentage of transfers were served by TRY (17.3 percent) as compared to AMI (15.8 percent) and SIG (14.4 percent).

Data on committing offenses are presented in Table 12-3. Statewide, 41.9 percent of the youth were committed for property felonies and another 11.6 percent were committed for property misdemeanors. Those were the largest felony and misdemeanor categories. Crimes against persons accounted for 20.6 percent, with felonies accounting for 11.4 percent of that total.

Table 12-4 provides the average number of prior felony referrals and adjudications for each of the programs. A referral indicates that a youth has been charged with a delinquent offense, but is not necessarily evidence that the youth committed the offense charged. Determination of whether a law violation occurred is more accurately measured in Juvenile Justice data systems by whether there was an adjudication (or adjudication withheld) for the delinquent offense. Such a finding by the court is a clearer measure than a referral. Statewide, the average number of prior felony referrals for youth in non-residential community-based commitment programs was 5.4 with an average of 2.8 prior felony adjudications. Youth served in TRY Centers had the highest number of prior felony referrals (8.6), youth served in AMI Programs had an average of 6.1 prior felony referrals, while SIG had 5.4. TRY youth had the highest number of prior felony adjudications (4.0), followed by AMI Center youth (3.2) and SIG Program youth (3.1).

**TABLE 12-2:  
NON-RESIDENTIAL COMMITMENT PROGRAMS  
PERCENTAGE OF POPULATION BY TYPE OF ADMISSION  
FOR COMMITTED YOUTH RELEASED DURING FY 1993-94**

PROGRAM	PERCENT				TOTAL RELEASED
	FIRST COMMITMENT	RECOMMITMENT	TRANSFERS IN	REVOCATION APPROVED	
EBMI	80.0	10.0	10.0	0.0	30
PCMI	59.0	30.8	7.7	2.6	39
TALLAHASSEE M.I.	33.3	11.1	55.6	0.0	9
GMI	76.1	23.9	0.0	0.0	46
JMI E.	59.8	8.5	31.6	0.0	117
PMI	46.9	11.1	42.0	0.0	81
NPRMI	62.9	14.3	22.9	0.0	35
TAMPA M.I.	88.3	6.5	5.2	0.0	77
GCMi	81.8	0.0	18.2	0.0	11
ORLANDO M.I. W.	66.1	21.4	2.7	0.0	112
S.W. FL M.I.	67.6	16.2	16.2	0.0	37
PBMI	85.5	12.0	2.4	0.0	83
FOSI	71.4	25.0	3.6	0.0	28
DMI N.	85.7	3.6	10.7	0.0	84
DMI S.	79.3	9.2	11.5	0.0	87
OCALA M.I.	57.1	21.4	21.4	0.0	28
LMI	83.3	10.0	6.7	0.0	30
BROWARD HWH (non-res)	36.0	32.0	32.0	0.0	25
LEE DAY TREATMENT	0.0	0.0	100.0	0.0	2
PALM BEACH TRY	89.7	10.3	0.0	0.0	29
FT. LAUDERDALE TRY	65.2	17.4	17.4	0.0	23
MIAMI TRY	60.9	0.0	39.1	0.0	23
INTENSIVE WORK CB	96.2	3.8	0.0	0.0	26
INTENSIVE WORK CD	66.7	16.7	16.7	0.0	6
TAMPA INTENSIVE DAY	75.0	0.0	25.0	0.0	4
SIG D1	70.0	20.0	10.0	0.0	10
SIG D2	82.8	3.4	10.3	3.4	29
SIG D3	72.7	18.2	9.1	0.0	11
SIG D4	51.7	7.1	41.2	0.0	211
SIG D5	69.9	6.3	23.9	0.0	176
SIG D6	79.1	4.5	16.4	0.0	67
SIG D7	76.6	15.1	8.3	0.0	205
SIG D8	87.9	9.1	3.0	0.0	33
SIG D9	78.4	10.2	11.4	0.0	88
SIG D10	37.5	37.5	25.0	0.0	8
SIG D12	65.1	14.2	20.8	0.0	106
SIG D13	81.3	15.6	3.1	0.0	64
SIG D14	79.7	15.0	5.3	0.0	133
SIG D15	60.2	11.8	28.0	0.0	93
LOCAL NRES D1	100.0	0.0	0.0	0.0	1
LOCAL NRES D2	85.7	12.2	2.0	0.0	49
LOCAL NRES D6	0.0	0.0	100.0	0.0	1
LOCAL NRES D10	53.1	25.0	21.9	0.0	32
LOCAL NRES D11	40.0	32.0	24.0	4.0	25
STATEWIDE	70.2	12.3	16.9	0.1	2,414

Source: CIS/FACTS/TP3, OE Extract, FY 1993-94 (clients released during FY 1993-94)

**TABLE 12-3:  
NON-RESIDENTIAL COMMITMENT PROGRAMS  
COMMITTING OFFENSE BY PROGRAM FOR FY 1993-94**

PROGRAM	FELONY PERSON		FELONY SEX OFFENSE		FELONY PROPERTY		OTHER FELONY		MISDEMEANOR PERSON		MISDEMEANOR PROPERTY		OTHER MISDEMEANOR		OTHER DELINQUENCY		TOTAL
	N	%	N	%	N	%	N	%	N	%	N	%	N	%	N	%	
EBMI	3	10.0	0	0.0	15	50.0	2	6.7	3	10.0	4	13.3	1	3.3	2	6.7	30
PCMI	2	5.1	2	5.1	9	23.1	2	5.1	5	12.8	9	23.1	2	5.1	8	20.5	39
TALLAHASSEE MI.	2	22.2	0	0.0	6	66.7	1	11.1	0	0.0	0	0.0	0	0.0	0	0.0	9
GMI	1	2.2	1	2.2	24	52.2	0	0.0	4	8.7	4	8.7	5	10.9	7	15.2	46
JMI E.	13	11.1	0	0.0	47	40.2	5	4.3	14	12.0	15	12.8	5	4.3	18	15.4	117
PMI	6	7.4	0	0.0	37	45.7	7	8.6	2	2.5	9	11.1	1	1.2	19	23.5	81
NPRMI	5	14.3	0	0.0	11	31.4	2	5.7	4	11.4	5	14.3	1	2.9	7	20.0	35
TAMPA MI.	4	5.2	1	1.3	42	54.5	9	11.7	8	10.4	8	10.4	1	1.3	4	5.2	77
GCMi	3	27.3	1	9.1	6	54.5	0	0.0	0	0.0	1	9.1	0	0.0	0	0.0	11
ORLANDO MI. W.*	6	5.4	0	0.0	41	36.6	11	9.8	5	4.5	12	10.7	3	2.7	31	27.7	112
S.W. FL MI.	1	2.7	0	0.0	16	43.2	2	5.4	0	0.0	3	8.1	3	8.1	12	32.4	37
PBMI	7	8.4	0	0.0	30	36.1	12	14.5	9	10.8	14	16.9	2	2.4	9	10.8	83
FOSI	2	7.1	0	0.0	14	50.0	1	3.6	2	7.1	3	10.7	1	3.6	5	17.9	28
DMI N.	15	17.9	2	2.4	47	56.0	7	8.3	2	2.4	5	6.0	0	0.0	6	7.1	84
DMI S.	17	19.5	1	1.1	49	56.3	10	11.5	3	3.4	5	5.7	0	0.0	2	2.3	87
OCALA MI.	2	7.1	1	3.6	15	53.6	0	0.0	3	10.7	6	21.4	0	0.0	1	3.6	28
LMI	0	0.0	0	0.0	14	46.7	3	10.0	4	13.3	1	3.3	2	6.7	6	20.0	30
BROWARD HWH (non-res)	4	16.0	0	0.0	11	44.0	1	4.0	3	12.0	0	0.0	2	8.0	4	16.0	25
LEE DAY TREATMENT	0	0.0	0	0.0	2	100.0	0	0.0	0	0.0	0	0.0	0	0.0	0	0.0	2
PALM BEACH TRY	3	10.3	0	0.0	13	44.8	5	17.2	1	3.4	3	10.3	1	3.4	3	10.3	29
FT. LAUDERDALE TRY	4	17.4	0	0.0	16	69.6	0	0.0	0	0.0	2	8.7	0	0.0	1	4.3	23
MIAMI TRY	7	30.4	1	4.3	11	47.8	0	0.0	1	4.3	1	4.3	1	4.3	1	4.3	23
INTENSIVE WORK CB	3	11.5	2	7.7	11	42.3	2	7.7	3	11.5	3	11.5	1	3.8	1	3.8	26
INTENSIVE WORK CD	0	0.0	0	0.0	2	33.3	0	0.0	3	50.0	1	16.7	0	0.0	0	0.0	6
TAMPA INTENSIVE DAY	2	50.0	0	0.0	0	0.0	1	25.0	0	0.0	0	0.0	0	0.0	1	25.0	4
SIG D1	0	0.0	0	0.0	3	30.0	1	10.0	1	10.0	3	30.0	0	0.0	2	20.0	10
SIG D2	1	3.4	1	3.4	14	48.3	2	6.9	4	13.8	1	3.4	1	3.4	5	17.2	29
SIG D3	1	9.1	0	0.0	4	36.4	1	9.1	1	9.1	1	9.1	3	27.3	0	0.0	11
SIG D4	22	10.4	1	0.5	81	38.4	25	11.8	18	8.5	25	11.8	11	5.2	28	13.3	211
SIG D5	22	12.5	3	1.7	76	43.2	10	5.7	12	6.8	21	11.9	12	6.8	20	11.4	176
SIG D6	11	16.4	0	0.0	26	38.8	9	13.4	10	14.9	8	11.9	0	0.0	3	4.5	67
SIG D7	22	10.7	3	1.5	67	32.7	24	11.7	28	13.7	31	15.1	12	5.9	18	8.8	205
SIG D8	5	15.2	0	0.0	18	54.5	3	9.1	1	3.0	0	0.0	3	9.1	3	9.1	33
SIG D9	16	18.2	0	0.0	34	38.6	9	10.2	9	10.2	9	10.2	5	5.7	6	6.8	88
SIG D10	0	0.0	0	0.0	3	37.5	1	12.5	0	0.0	2	25.0	0	0.0	2	25.0	8
SIG D12	11	10.4	0	0.0	30	28.3	16	15.1	16	15.1	7	6.6	5	4.7	21	19.8	106
SIG D13	5	7.8	0	0.0	36	56.3	1	1.6	4	6.3	7	10.9	4	6.3	7	10.9	64
SIG D14	16	12.0	0	0.0	61	45.9	10	7.5	16	12.0	18	13.5	4	3.0	8	6.0	133
SIG D15	12	12.9	1	1.1	34	36.6	3	3.2	11	11.8	19	20.4	5	5.4	8	8.6	93
LOCAL NRES D1	0	0.0	0	0.0	1	100.0	0	0.0	0	0.0	0	0.0	0	0.0	0	0.0	1
LOCAL NRES D2	5	10.2	0	0.0	20	40.8	4	8.2	9	18.4	6	12.2	2	4.1	3	6.1	49
LOCAL NRES D6	1	100.0	0	0.0	0	0.0	0	0.0	0	0.0	0	0.0	0	0.0	0	0.0	1
LOCAL NRES D10	7	21.9	0	0.0	4	12.5	3	9.4	3	9.4	6	18.8	1	3.1	8	25.0	32
LOCAL NRES D11	6	24.0	0	0.0	11	44.0	4	16.0	1	4.0	2	8.0	1	4.0	0	0.0	25
STATEWIDE	275	11.4	21	0.9	1,012	41.9	209	8.7	223	9.2	280	11.6	101	4.2	290	12.0	2,414

Source: CIS/FACTS/TP3, OE Extract, FY 1993-94 (clients released during FY 1993-94)

\*Note: 3 of Orlando Marine Institute West's clients had an unknown committing offense.



**TABLE 12-4:**  
**NON-RESIDENTIAL COMMITMENT PROGRAMS**  
**AVERAGE NUMBER OF PRIOR FELONY REFERRALS AND ADJUDICATIONS**  
**BY PROGRAM TYPE FOR FY 1993-94**

PROGRAM	AVG. NUMBER OF PRIOR FELONY REFERRALS	AVG. NUMBER OF PRIOR FELONY ADJUDICATIONS
EBMI	4.8	3.3
PCMI	3.1	2.3
TALLAHASSEE M.I.	13.9	7.8
GMI	3.4	1.6
JMI E.	3.9	1.9
PMI	4.8	3.3
NPRMI	2.9	2.4
TAMPA M.I.	6.2	3.6
GCMi	10.3	6.6
ORLANDO M.I. W.	3.7	1.6
S.W. FL M.I.	6.9	2.8
PBMI	5.8	3.0
FOSI	8.1	4.7
DMI N.	8.6	2.6
DMI S.	9.6	3.4
OCALA M.I.	3.4	2.1
LMI	3.6	2.3
BROWARD HWH (non-res)	11.5	6.7
LEE DAY TREATMENT	10.0	4.0
PALM BEACH TRY	4.4	2.8
FT. LAUDERDALE TRY	11.9	6.8
MIAMI TRY	10.5	2.9
INTENSIVE WORK CB	2.9	1.8
INTENSIVE WORK CD	5.3	2.2
TAMPA INTENSIVE DAY	6.3	3.8
SIG D1	5.5	1.9
SIG D2	5.7	3.3
SIG D3	7.2	2.4
SIG D4	4.6	2.2
SIG D5	4.4	3.1
SIG D6	4.7	2.7
SIG D7	4.0	1.6
SIG D8	5.5	3.0
SIG D9	5.9	3.7
SIG D10	15.4	12.6
SIG D12	4.2	1.6
SIG D13	4.2	3.3
SIG D14	5.7	3.5
SIG D15	3.6	2.1
LOCAL NRES D1	1.0	1.0
LOCAL NRES D2	4.4	2.7
LOCAL NRES D6	3.0	1.0
LOCAL NRES D10	9.2	5.8
LOCAL NRES D11	12.4	4.3
STATEWIDE	5.4	2.8

*Source: CIS/FACTS Extract, February 1995 (clients released during FY 1993-94)*

## Outcome Measurement

### Outcome 1

**YOUTH COMMITTED TO A NON-RESIDENTIAL COMMUNITY-BASED COMMITMENT PROGRAM WILL SUCCESSFULLY COMPLETE THE PROGRAM.**

**Definition:** Youth are released with an honorable direct discharge from Delinquency supervision, or are placed on post-commitment Community Control or Furlough status.

- 50.5 percent successfully completed the programs. Successful completion rates by program were: SIG, 54.7 percent; AMI, 49.4 percent; and, TRY, 24.0 percent.

Over fifty percent of the youth attending non-residential commitment programs successfully completed the program and were released with a direct discharge or placed on Furlough or Post-Commitment Community Control status (see Table 12-5). The remaining 49.5 percent were unsuccessful completions, transferred to an equally restrictive program, committed on a new charge, or were sent to the adult system. Successful completion rates for TRY Centers (24.0 percent) continue to fall below those of SIG (54.7 percent) and AMI (49.4 percent).

**TABLE 12-5:**  
**NON-RESIDENTIAL COMMITMENT PROGRAMS**  
**TYPE OF RELEASE FOR CLIENTS RELEASED DURING FY 1993-94**

PROGRAM	N	PERCENT				
		SUCCESSFUL COMPLETIONS	UNSUCCESSFUL COMPLETIONS	TRANSFERS TO EQUALLY RESTRICTIVE PROGRAMS	TRANSFERS TO A PROGRAM UNKNOWN	ALL OTHER RELEASE REASONS
EBMI	30	46.7	33.3	3.3	6.7	10.0
PCMI	39	64.1	7.7	0.0	5.1	23.1
TALLAHASSEE M.I.	9	0.0	11.1	44.4	0.0	44.4
GMI	46	50.0	19.6	13.0	0.0	17.4
JMI E.	117	64.1	11.1	0.0	1.7	23.1
PMI	81	60.5	21.0	0.0	0.0	18.5
NPRMI	35	71.4	25.7	0.0	0.0	2.9
TAMPA M.I.	77	41.6	28.6	1.3	3.9	24.7
GCMi	11	45.5	36.4	0.0	0.0	18.2
ORLANDO M.I. W.	112	42.9	14.3	19.6	0.9	22.3
S.W. FL M.I.	37	40.5	32.4	2.7	2.7	21.6
PBMI	83	49.4	18.1	2.4	2.4	27.7
FOSI	28	28.6	50.0	0.0	0.0	21.4
DMIN.	84	41.7	23.8	8.3	0.0	26.2
DMI S.	87	34.5	33.3	3.4	1.1	27.6
OCALA M.I.	28	71.4	7.1	3.6	0.0	17.9
LMI	30	53.3	20.0	0.0	0.0	26.7
BROWARD HWH (non-res)	25	28.0	12.0	16.0	0.0	44.0
LEE DAY TREATMENT	2	0.0	0.0	0.0	0.0	100.0
PALM BEACH TRY	29	31.0	20.7	20.7	0.0	27.6
FT. LAUDERDALE TRY	23	17.4	47.8	0.0	4.3	30.4
MIAMI TRY	23	21.7	34.8	0.0	4.3	39.1
INTENSIVE WORK CB	26	69.2	19.2	0.0	0.0	11.5
INTENSIVE WORK CD	6	83.3	0.0	0.0	0.0	16.7
TAMPA INTENSIVE DAY	4	50.0	25.0	0.0	0.0	25.0
SIG D1	10	40.0	0.0	50.0	0.0	10.0
SIG D2	29	48.3	37.9	0.0	0.0	13.8
SIG D3	11	63.6	0.0	0.0	0.0	36.4
SIG D4	211	80.1	6.6	0.0	0.5	12.8
SIG D5	176	65.9	9.7	0.6	0.0	23.9
SIG D6	67	59.7	20.9	0.0	1.5	17.9
SIG D7	205	35.6	13.2	7.8	0.0	43.4
SIG D8	33	54.5	27.3	9.1	0.0	9.1
SIG D9	88	34.1	5.7	25.0	1.1	34.1
SIG D10	8	0.0	25.0	25.0	0.0	50.0
SIG D12	106	3.2	5.7	1.9	0.0	29.2
SIG D13	64	56.3	3.1	10.9	1.6	28.1
SIG D14	133	51.9	16.5	0.0	0.8	30.8
SIG D15	93	34.4	19.4	30.1	0.0	16.1
LOCAL NRES D1	1	0.0	0.0	100.0	0.0	0.0
LOCAL NRES D2	49	36.7	20.4	10.2	0.0	32.7
LOCAL NRES D6	1	100.0	0.0	0.0	0.0	0.0
LOCAL NRES D10	32	31.3	25.0	3.1	0.0	40.6
LOCAL NRES D11	25	20.0	16.0	0.0	0.0	64.0
STATEWIDE	2,414	50.5	16.8	6.3	0.9	25.6

Source: CIS/FACTS Extract, February 1995 (clients released during FY 1993-94) and CIS/FACTS/TP3, OE Extract, FY 1993-94 (clients released during FY 1993-94)

## Outcome 2

### **YOUTH RELEASED FROM NON-RESIDENTIAL COMMUNITY-BASED COMMITMENT PROGRAMS WILL HAVE NO SUBSEQUENT LAW VIOLATIONS WITHIN ONE YEAR OF RELEASE.**

**Definition:** Many measures can be utilized as indications of recidivism, all related to subsequent law violations. A number of such measures are presented below. Re-referrals indicate that youth have been charged with another delinquent offense, but a subsequent referral is not necessarily evidence that the youth committed the offense charged. Determination of whether a subsequent law violation occurred is more accurately measured in Juvenile Justice data systems by whether there was an adjudication (or adjudication withheld) for one or more delinquent offenses following release. Such a finding by the court is a clearer measure than a subsequent referral. Adult felony convictions, for which youth were placed on adult probation or sentenced to adult prison, are also tabulated. A combined juvenile and adult felony conviction rate is also presented, as is a total of all juvenile adjudications and adult felony convictions. The operational definition of recidivism is, finally, the number of youth released from a program between January and June of 1993 who had been recommitted to Juvenile Justice, placed on adult probation or sent to prison within one year following release.

- The statewide readjudication rate for non-residential programs is 30.2 percent. This data includes follow-up into the adult Department of Corrections but does not include an adult misdemeanor conviction rate. Readjudication rates by program are: SIG, 30.0 percent; TRY Centers, 27.8 percent; and, AMI, 27.9 percent. The statewide recidivism rate for non-residential programs is 21.2 percent, this includes youth who have been recommitted to Juvenile Justice, placed on adult probation or sent to prison within one year following release. Recidivism rates for TRY Centers are 27.8 percent; for AMI, 21.9 percent; and for SIG Centers, 21.4 percent.

Table 12-6A represents the percentage of referrals which were received after a youth was released from a program. The total number of releases includes youth who were actually physically released from a non-residential commitment program. Those who were transferred directly to the Department of Corrections or another Juvenile Justice program are not included. Only youth released between January and June 1993 are included in this table. Tables 12-6B & 12-6C provide a comparison of readjudication and recidivism rates for the population studied.

**TABLE 12-6A:**  
**NON-RESIDENTIAL COMMUNITY-BASED COMMITMENT PROGRAMS**  
**JUVENILE JUSTICE RE-REFERRAL RATE**  
**FOR YOUTH RELEASED BETWEEN JANUARY AND JUNE 1993**

PROGRAM	TOTAL RELEASED	% RE-REFERRALS TO JUVENILE JUSTICE*							
		6 MONTHS				1 YEAR TOTAL			
		FELONY	MISD.	OTHER	TOTAL	FELONY	MISD.	OTHER	TOTAL
ESCAMBIA BAY MAR. INST.	14	28.6	21.4	0.0	42.9	35.7	35.7	7.1	57.1
PANAMA CITY MAR. INST.	16	18.8	18.8	0.0	25.0	18.8	31.3	0.0	37.5
GAINESVILLE MAR. INST.	13	23.1	7.7	15.4	38.5	38.5	23.1	30.8	53.8
JACKSONVILLE MAR. INST. E.	39	20.5	10.3	7.7	23.1	23.1	25.6	17.9	38.5
PINELLAS MAR. INST.	22	4.5	18.2	13.6	27.3	13.6	22.7	13.6	36.4
TAMPA MAR. INST.	19	21.1	10.5	0.0	26.3	21.1	15.8	0.0	31.6
ORLANDO MAR. INST. W.	28	17.9	21.4	7.1	35.7	25.0	28.6	25.0	46.4
S.W. FLORIDA MAR. INST.	10	30.0	10.0	10.0	30.0	30.0	10.0	20.0	30.0
PALM BEACH MAR. INST.	10	20.0	20.0	0.0	30.0	40.0	30.0	20.0	50.0
FL OCEAN SCIENCES INST.	12	25.0	33.3	0.0	50.0	41.7	33.3	0.0	66.7
DADE MAR. INST. N.	10	20.0	40.0	0.0	40.0	30.0	40.0	0.0	50.0
DADE MAR. INST. S.	22	54.5	18.2	13.6	59.1	63.6	22.7	13.6	63.6
BROWARD HWH (non-res)	8	50.0	25.0	0.0	50.0	50.0	25.0	0.0	50.0
PALM BEACH TRY	10	40.0	40.0	30.0	60.0	50.0	60.0	40.0	60.0
FT. LAUDERDALE TRY	3	33.3	33.3	0.0	33.3	33.3	33.3	0.0	33.3
MIAMI TRY	5	0.0	0.0	0.0	0.0	0.0	0.0	20.0	20.0
SIG D1	5	40.0	20.0	0.0	40.0	40.0	20.0	0.0	40.0
SIG D2	15	6.7	26.7	0.0	26.7	6.7	26.7	0.0	26.7
SIG D3	3	0.0	0.0	0.0	0.0	0.0	0.0	0.0	0.0
SIG D4	38	7.9	13.2	5.3	21.1	18.4	13.2	7.9	26.3
SIG D5	36	11.1	8.3	5.6	19.4	19.4	11.1	5.6	27.8
SIG D6	9	22.2	11.1	0.0	22.2	33.3	33.3	11.1	44.4
SIG D7	51	23.5	19.6	7.8	33.3	33.3	35.3	9.8	51.0
SIG D8	16	37.5	31.3	6.3	50.0	62.5	37.5	6.3	62.5
SIG D9	25	12.0	16.0	4.0	24.0	20.0	24.0	12.0	36.0
SIG D10	5	20.0	0.0	0.0	20.0	40.0	0.0	0.0	40.0
SIG D12	31	22.6	22.6	3.2	29.0	25.8	41.9	19.4	51.6
SIG D13	14	0.0	14.3	0.0	14.3	0.0	14.3	7.1	14.3
SIG D14	39	15.4	28.2	0.0	33.3	20.5	33.3	2.6	41.0
SIG D15	26	11.5	15.4	0.0	23.1	26.9	23.1	3.8	42.3
LOCAL NRES D2	11	18.2	9.1	0.0	27.3	18.2	18.2	0.0	27.3
LOCAL NRES D6	2	50.0	100.0	0.0	100.0	50.0	100.0	0.0	100.0
LOCAL NRES D10	2	0.0	50.0	0.0	50.0	0.0	50.0	0.0	50.0
LOCAL NRES D11	10	40.0	10.0	10.0	50.0	40.0	20.0	10.0	50.0
STATEWIDE	579	20.0	18.5	5.0	31.3	27.5	26.4	10.2	42.0

Source: CIS/FACTS/TP1, OE Extract, FY 1993-94 (clients released between January and June 1993) and the Department of Corrections' FY 1993-94 probation and prison extract.

\* 6 Months Total and 1 Year Total columns contain unduplicated re-referral percentages.

**TABLE 12-6B:**  
**NON-RESIDENTIAL COMMUNITY-BASED COMMITMENT PROGRAMS**  
**JUVENILE JUSTICE AND ADULT SYSTEM SUBSEQUENT ADJUDICATION RATE**  
**FOR YOUTH RELEASED BETWEEN JANUARY AND JUNE 1993**

PROGRAM	TOTAL RELEASED	PERCENT SUBSEQUENT DELINQUENCY ADJUDICATIONS* (includes adjudications withheld)				ADULT SYSTEM FELONY CONVICTIONS		TOTAL PERCENT FELONY CONVICTIONS AT 1 YEAR**	TOTAL DELINQUENCY ADJUDICATIONS AND ADULT FELONY CONVICTIONS
		1 YEAR TOTAL				AT 1 YEAR**			
		FELONY	MISD.	OTHER	TOTAL	#	%		
ESCAMBIA BAY MAR. INST.	14	0.0	7.1	7.1	14.3	2	14.3	14.3	28.6
PANAMA CITY MAR. INST.	16	12.5	12.5	0.0	25.0	2	12.5	25.0	37.5
GAINESVILLE MAR. INST.	13	23.1	15.4	23.1	38.5	0	0.0	23.1	38.5
JACKSONVILLE MAR. INST. E.	39	10.3	10.3	12.8	23.1	1	2.6	12.8	25.6
PINELLAS MAR. INST.	22	9.1	9.1	13.6	18.2	4	18.2	27.3	36.4
TAMPA MAR. INST.	19	0.0	0.0	0.0	0.0	4	21.1	21.1	21.1
ORLANDO MAR. INST. W.	28	7.1	17.9	25.0	25.0	3	10.7	17.9	35.7
S.W. FLORIDA MAR. INST.	10	10.0	10.0	20.0	20.0	0	0.0	10.0	20.0
PALM BEACH MAR. INST.	10	20.0	10.0	10.0	30.0	1	10.0	30.0	40.0
FL OCEAN SCIENCES INST.	12	16.7	16.7	0.0	33.3	1	8.3	25.0	41.7
DADE MAR. INST. N.	10	0.0	0.0	0.0	0.0	2	20.0	20.0	20.0
DADE MAR. INST. S.	22	13.6	4.5	0.0	18.2	4	18.2	31.8	36.4
BROWARD HWH (non-res)	8	25.0	0.0	0.0	25.0	1	12.5	37.5	37.5
PALM BEACH TRY	10	30.0	30.0	30.0	40.0	0	0.0	30.0	40.0
FT. LAUDERDALE TRY	3	33.3	33.3	0.0	33.3	0	0.0	33.3	33.3
MIAMI TRY	5	0.0	0.0	0.0	0.0	0	0.0	0.0	0.0
SIG D1	5	0.0	20.0	0.0	20.0	1	20.0	20.0	40.0
SIG D2	15	0.0	13.3	0.0	13.3	1	6.7	6.7	20.0
SIG D3	3	0.0	0.0	0.0	0.0	0	0.0	0.0	0.0
SIG D4	38	7.9	5.3	7.9	13.2	2	5.3	13.2	18.4
SIG D5	36	13.9	8.3	5.6	22.2	5	13.9	27.8	36.1
SIG D6	9	22.2	0.0	11.1	22.2	1	11.1	33.3	33.3
SIG D7	51	23.5	15.7	7.8	37.3	2	3.9	27.5	41.2
SIG D8	16	18.8	12.5	0.0	31.3	2	12.5	31.3	43.8
SIG D9	25	4.0	8.0	0.0	12.0	1	4.0	8.0	16.0
SIG D10	5	0.0	0.0	0.0	0.0	0	0.0	0.0	0.0
SIG D12	31	12.9	16.1	16.1	32.3	3	9.7	22.6	41.9
SIG D13	14	0.0	14.3	7.1	14.3	2	14.3	14.3	28.6
SIG D14	39	7.7	15.4	0.0	20.5	6	15.4	23.1	35.9
SIG D15	26	3.8	3.8	0.0	7.7	1	3.8	7.7	11.5
LOCAL NRES D2	11	9.1	0.0	0.0	9.1	1	9.1	18.2	18.2
LOCAL NRES D6	2	0.0	0.0	0.0	0.0	0	0.0	0.0	0.0
LOCAL NRES D10	2	0.0	0.0	0.0	0.0	1	50.0	50.0	50.0
LOCAL NRES D11	10	10.0	0.0	10.0	20.0	0	0.0	10.0	20.0
STATEWIDE	579	10.9	10.2	7.3	20.9	54	9.3	20.2	30.2

Source: CIS/FACTS/TP1, OE Extract, FY 1993-94 (clients released between January and June 1993) and the Department of Corrections' FY 1993-94 probation and prison extract.

\* 1 Year Total columns contain unduplicated adjudication percentages, and youth with adult felony convictions are not included.

\*\* Only felony data is available from the Department of Corrections.

**TABLE 12-6C:**  
**NON-RESIDENTIAL COMMUNITY-BASED COMMITMENT PROGRAMS**  
**SUBSEQUENT COMMITMENTS INTO THE JUVENILE SYSTEM AND ADULT D.O.C.**  
**FOR YOUTH RELEASED BETWEEN JANUARY AND JUNE 1993**

PROGRAM	TOTAL RELEASED	% RECOMMITTED TO JUVENILE JUSTICE		% TO DEPARTMENT OF CORRECTIONS		PERCENT UNDUPLICATED TOTAL RECIDIVISM (Juvenile Justice Recombitment, Adult Probation or Prison)
		6 MONTHS	1 YEAR TOTAL	PROBATION AT 1 YEAR	PRISON AT 1 YEAR	
ESCAMBIA BAY MAR. INST.	14	0.0	0.0	7.1	7.1	14.3
PANAMA CITY MAR. INST.	16	6.3	12.5	12.5	0.0	25.0
GAINESVILLE MAR. INST.	13	15.4	15.4	0.0	0.0	15.4
JACKSONVILLE MAR. INST. E.	39	10.3	17.9	0.0	2.6	20.5
PINELLAS MAR. INST.	22	0.0	0.0	0.0	18.2	18.2
TAMPA MAR. INST.	19	0.0	0.0	15.8	5.3	21.1
ORLANDO MAR. INST. W.	28	7.1	14.3	7.1	3.6	25.0
S.W. FLORIDA MAR. INST.	10	10.0	20.0	0.0	0.0	20.0
PALM BEACH MAR. INST.	10	20.0	30.0	0.0	10.0	40.0
FL OCEAN SCIENCES INST.	12	8.3	16.7	0.0	8.3	25.0
DADE MAR. INST. N.	10	0.0	0.0	0.0	20.0	20.0
DADE MAR. INST. S.	22	4.5	4.5	9.1	9.1	22.7
BROWARD HWH (non-res)	8	12.5	12.5	12.5	0.0	25.0
PALM BEACH TRY	10	40.0	40.0	0.0	0.0	40.0
FT. LAUDERDALE TRY	3	33.3	33.3	0.0	0.0	33.3
MIAMI TRY	5	0.0	0.0	0.0	0.0	0.0
SIG D1	5	20.0	20.0	20.0	0.0	40.0
SIG D2	15	6.7	6.7	0.0	6.7	13.3
SIG D3	3	0.0	0.0	0.0	0.0	0.0
SIG D4	38	2.6	7.9	5.3	0.0	13.2
SIG D5	36	11.1	13.9	8.3	5.6	27.8
SIG D6	9	11.1	22.2	0.0	11.1	33.3
SIG D7	51	13.7	21.6	2.0	2.0	25.5
SIG D8	16	0.0	18.8	0.0	12.5	31.3
SIG D9	25	4.0	4.0	4.0	0.0	8.0
SIG D10	5	0.0	0.0	0.0	0.0	0.0
SIG D12	31	12.9	22.6	9.7	0.0	32.3
SIG D13	14	7.1	7.1	14.3	0.0	21.4
SIG D14	39	7.7	7.7	5.1	10.3	23.1
SIG D15	26	3.8	7.7	3.8	0.0	11.5
LOCAL NRES D2	11	0.0	0.0	0.0	9.1	9.1
LOCAL NRES D6	2	0.0	0.0	0.0	0.0	0.0
LOCAL NRES D10	2	0.0	0.0	0.0	50.0	50.0
LOCAL NRES D11	10	0.0	0.0	0.0	0.0	0.0
STATEWIDE	579	7.8	11.9	4.7	4.7	21.2

Source: CIS/FACTS/TP1, OE Extract, FY 1993-94 (clients released between January and June 1993) and the Department of Corrections' FY 1993-94 probation and prison extract.

Prior outcome evaluation reports contained calculations of suppression effects as measures to compare the numbers of referrals and adjudications after a subject had left a program to those from before. The exclusion of key factors such as subsequent adult arrests raises concerns about the utility of such data. These measures do not take into account the fact that youth may be in an aftercare or reentry program following release. In addition, youth released from commitment programs are more likely to be recommitted or go into the adult system for subsequent offenses. This would tend to decrease numbers of subsequent offenses, if only because they were in confinement during part of the follow-up period. Because of concerns related to validity and meaning of the data, suppression measures are no longer included in this report.

### **Outcome 3**

This is the second consecutive year in which the number of absconds and youth absconded has been collected for these level 2 programs. By statute, it is only possible to abscond from non-residential community-based commitment programs, not escape. Table 12-8 provides information on the number of youth served, number of absconds and number of youth absconded from non-residential community-based commitment programs. Statewide, 8.7 percent of the 3,476 youth served absconded during FY 1993-94.

**TABLE 12-8:  
NON-RESIDENTIAL COMMITMENT PROGRAMS  
NUMBER OF ABSCONDS AND NUMBER OF YOUTH ABSCONDED  
FOR CLIENTS SERVED DURING FY 1993-94**

PROGRAM	# OF YOUTH SERVED	# OF ABSCONDS	# OF YOUTH ABSCONDED
EBMI	35	2	2
PCMI	57	7	7
TALLAHASSEE M.I.	31	4	4
GMI	72	13	13
JMI E.	160	14	14
PMI	125	10	10
NPRMI	61	5	5
TAMPA M.I.	112	11	9
GCMi	17	0	0
ORLANDO M.I. W.	170	63	41
S.W. FL M.I.	51	1	1
PBMI	129	20	19
FOSI	42	16	14
DMI N.	100	2	2
DMI S.	109	10	10
OCALA M.I.	49	1	1
LMI	71	9	9
BROWARD HWH (non-res)	31	6	6
LEE DAY TREATMENT	11	0	0
PALM BEACH TRY	41	7	7
FT. LAUDERDALE TRY	25	2	2
MIAMI TRY	29	1	1
INTENSIVE WORK CB	40	0	0
INTENSIVE WORK CD	12	1	1
TAMPA INTENSIVE DAY	18	1	1
SIG D1	10	0	0
SIG D2	29	1	1
SIG D3	16	0	0
SIG D4	285	18	16
SIG D5	244	20	18
SIG D6	81	4	4
SIG D7	303	44	28
SIG D8	51	1	1
SIG D9	120	9	7
SIG D10	12	0	0
SIG D12	144	37	30
SIG D13	91	3	3
SIG D14	186	3	3
SIG D15	130	5	5
LOCAL NRES D1	1	0	0
LOCAL NRES D2	78	2	2
LOCAL NRES D6	2	0	0
LOCAL NRES D10	56	5	4
LOCAL NRES D11	39	0	0
<b>TOTAL</b>	<b>3,476</b>	<b>358</b>	<b>301</b>

*Source: CIS/FACTS Extract, February 1995 (clients released during FY 1993-94)*



## Program Cost

The non-residential community-based commitment programs represent an estimated total cost of \$9,403,261 (see Table 12-9). Expenditures reported in this chapter of the report do not include costs associated with youth on non-committed status in TRY programs.

**TABLE 12-9:  
NON-RESIDENTIAL COMMITMENT PROGRAMS  
COST FOR FACILITY BASED PROGRAMS  
AND COST FOR SPECIAL INTENSIVE GROUPS FOR FY 1993-94**

PROGRAM	TOTAL COST	# OF CASES SERVED	# OF RESIDENT DAYS	AVG. LENGTH OF STAY (IN DAYS)
EBMI (see note 1)	\$330,488	37	3,402	139.4
PCMI (see note 1)	304,431	62	6,266	136.9
TALLAHASSEE M.I. (see note 1)	706,727	35	2,507	98.5
GMI (see note 1)	585,789	75	5,969	134.5
JMI E. (see note 1)	1,019,195	174	13,166	119.9
PMI (see note 1)	379,956	128	13,876	141.2
NPRMI (see note 1)	90,163	53	6,975	128.2
TAMPA M.I. (see note 1)	226,736	114	10,444	141.0
GCMi (see note 1)	272,118	17	1,952	108.0
ORLANDO M.I. W. (see note 1)	585,789	179	13,936	154.6
S.W. FL M.I. (see note 1)	287,320	53	5,569	135.1
PBMI (see note 1)	355,431	135	10,982	138.2
FOSI (see note 1)	329,596	44	2,213	98.4
DMI N. (see note 1)	276,985	111	8,638	123.4
DMI S. (see note 1)	276,985	115	7,848	122.0
OCALA M.I. (see note 1)	317,206	49	6,004	129.5
LMI (see note 1)	221,676	71	7,019	116.7
BROWARD HWH (non-res)	493,896	37	2,471	117.2
LEE DAY TREATMENT	287,581	12	846	73.7
PALM BEACH TRY	297,069	42	2,978	115.2
FT. LAUDERDALE TRY	254,090	29	1,909	106.2
MIAMI TRY	190,484	33	2,801	165.1
INTENSIVE WORK CB	31,137	41	3,441	91.1
INTENSIVE WORK CD (see note 2)		13	778	64.8
TAMPA INTENSIVE DAY (see note 3)	N/A	18	1,430	93.7
SIG D1	36,382	10	202	161.9
SIG D2	55,117	30	3,178	197.0
SIG D3	42,140	16	1,903	171.9
SIG D4	42,983	294	17,869	87.0
SIG D5	135,919	251	21,688	112.1
SIG D6	155,895	83	6,831	124.6
SIG D7	91,351	328	29,876	147.6
SIG D8	70,322	52	6,173	160.5
SIG D9	243,144	129	13,659	142.7
SIG D10	73,103	14	1,316	107.3
SIG D12	100,361	163	14,292	142.3
SIG D13	44,149	97	8,842	113.0
SIG D14	73,819	190	15,719	112.8
SIG D15	117,728	142	13,199	111.5
LOCAL NRES D1 (see note 4)	N/A	1	156	156.0
LOCAL NRES D2	N/A	85	9,276	134.9
LOCAL NRES D6	N/A	2	284	142.0
LOCAL NRES D10	N/A	57	4,349	119.3
LOCAL NRES D11	N/A	41	3,679	162.5
STATEWIDE	\$9,403,261	3,674	315,911	126.0

Source: SAMAS, FY 1993-94

Note 1: AMI's total costs are for committed and non-committed youth, all other data is for committed youth.

Note 2: Expenditures in SAMAS could not be broken out from those attributed to Intensive Work CB.

Note 3: Expenditures for Tampa Intensive Day Treatment were not found in SAMAS.

Note 4: SAMAS does not report separately expenditures for Local Non-residential programs.

Costs associated with AMI and TRY which are facility-based include building, food, transportation, medical and other expenses not incurred by SIG. The costs for SIG are strictly counselor position costs.

AMI: The total cost for AMI non-residential services (excluding extended services offered at GOMI and OMI) was \$6,566,590.50.

TRY Centers: The total cost for TRY Centers was \$741,643.

SIG: SAMAS reports total cost figures for the SIG program of \$1,281,783 in FY 1993-94.

### **Program Effectiveness**

SIG and AMI have a higher successful completion rate than TRY (24.0 percent) with approximately half (54.7 percent in SIG and 49.4 percent in AMI) of the youth served successfully completing the programs.

The majority of youth are not transferred to more restrictive placements. Readjudication rates at one year after program completion are: SIG, 30.0 percent; TRY Centers, 27.8 percent; and, AMI, 27.9 percent. Recidivism rates for SIG are 21.4 percent; for AMI, 21.9 percent; and for TRY Centers, 27.8 percent.

AMI and TRY programs are considerably more expensive than SIG because the services offered are more comprehensive. AMI and TRY are day treatment facility-based programs which offer services extending beyond a normal school day. Youth complete academic requirements at the facility in addition to receiving vocational training and counseling services. Facility-based programs also pay building, food, transportation, medical and other expenses not incurred by SIG.

AMI and TRY programs also serve youth on non-committed status. However, no data system currently exists which tracks these youth separately from the general population of youth served in Community Control. The previously used manual tracking system no longer exists. Information on these youth needs to be entered into FACTS in order to report these outcomes separately from the overall Community Control outcomes. This would allow for a comparison of the effectiveness of AMI and TRY programs for committed versus non-committed youth.

**TABLE 12-R**  
**NON-RESIDENTIAL COMMITMENT PROGRAMS**  
**RECOMMENDATION UPDATE**

Recommendation in 1993 Outcome Evaluation	Progress in FY 1993-94	1994 Report Recommendation
<p><b>Program Improvement</b></p> <p>These programs should be improved. In order to do so the CIS system must be updated to track youth in AMI day treatment separately from youth in the AMI-SAFE program. The Department also needs to work with AMI and others involved to determine how best to separate and target the services for day treatment and SAFE youth.</p>	<p>The 1994 Legislature created the new Department of Juvenile Justice. As a result, the Department is seeking to develop a new management information system that will adequately track the legal status of youth served in day treatment.</p> <p>TRY Centers have been eliminated by the 1994 Legislature.</p>	<p><b>Program Improvement</b></p> <p>The Department of Juvenile Justice needs to develop a Management Information System in order to correctly track the status of youth.</p> <p>The new department should review the best practical use of day treatment programs.</p> <p>The Department needs to continue and finalize recommendations on improving the use of day treatment for delinquent youth.</p>

## **CHAPTER 12 APPENDIX**

**DISTRICT 1**  
**Special Intensive Group (SIG)**

**PROGRAM DESCRIPTION:**

**Address:** Juvenile Justice Center  
P. O. Box 8010  
Pensacola, Florida 32505

**Telephone:** (904) 444-8237  
SC 693-8237

**Fax:** (904) 444-2273  
SC 693-2273

**Restrictiveness Level:** 2

**Intended ALOS:** 120 days

**Capacity:** 8-10

**Aftercare Services Provided?:** No

**Eligibility Criteria:**

Committed male and female youth ages 8-18. First and second degree misdemeanants are preferred, although some youth with third degree felonies are accepted. The program is limited to youth committed for crimes against property rather than crimes against persons.

**Services and Treatment Offered:**

In order to meet contact requirements, SIG counselors supervise an active caseload of 8-10 youth. The youth remain in their homes and are provided services by Juvenile Justice Program counselors. The small caseload promotes an awareness of the movements and habits of youth.

Treatment may combine group interaction and individual counseling and is based on the youth's needs as contained in the youth's Individual Performance Contract. Counselors supplement contact with youth through contacts with family members, employers, friends, neighbors, and vocational and educational instructors or others associated with the youth.

**DISTRICT 2**  
**Special Intensive Group (SIG)**

**PROGRAM DESCRIPTION:**

**Address:** 500 West 11th Street  
Panama City, Florida 32401

**Telephone:** (904) 872-7630  
SC 777-7630

**Fax:** (904) 747-5438  
SC 777-5438

**Restrictiveness Level:** 2

**Intended ALOS:** 120 days

**Capacity:** 16

**Aftercare Services Provided?:** No

**Eligibility Criteria:**

Committed male and female youth ages 8-18. First and second degree misdemeanants are preferred, although some youth with third degree felonies are accepted. The program is limited to youth committed for crimes against property rather than crimes against persons.

**Services and Treatment Offered:**

In order to meet contact requirements, SIG counselors supervise an active caseload of 8-10 youth. The youth remain in their homes and are provided services by Juvenile Justice Program counselors. The small caseload promotes an awareness of the movements and habits of youth.

Treatment may combine group interaction and individual counseling and is based on the youth's needs as contained in the youth's Individual Performance Contract. Counselors supplement contact with youth through contacts with family members, employers, friends, neighbors, and vocational and educational instructors or others associated with the youth.

**DISTRICT 3**  
**Special Intensive Group (SIG)**

**PROGRAM DESCRIPTION:**

**Address:** P.O. Box 2259  
Palatka, Florida 32178

**Telephone:**

**Fax:**

**Restrictiveness Level:** 2

**Intended ALOS:** 120 days

**Capacity:** 8

**Aftercare Services Provided?:** No

**Eligibility Criteria:**

Committed male and female youth ages 8-18. First and second degree misdemeanants are preferred, although some youth with third degree felonies are accepted. The program is limited to youth committed for crimes against property rather than crimes against persons.

**Services and Treatment Offered:**

In order to meet contact requirements, SIG counselors supervise an active caseload of 8-10 youth. The youth remain in their homes and are provided services by Juvenile Justice Program counselors. The small caseload promotes an awareness of the movements and habits of youth.

Treatment may combine group interaction and individual counseling and is based on the youth's needs as contained in the youth's Individual Performance Contract. Counselors supplement contact with youth through contacts with family members, employers, friends, neighbors, and vocational and educational instructors or others associated with the youth.

**DISTRICT 4**  
**Special Intensive Group (SIG)**

**PROGRAM DESCRIPTION:**

**Address:** 3225 University Blvd., South  
Jacksonville, Florida 32216

**Telephone:** (904) 727-3765

SC 841-3799

**Fax:** (904) 727-3770

**Restrictiveness Level:** 2

**Intended ALOS:** 120 days

**Capacity:** 120

**Aftercare Services Provided?:** No

**Eligibility Criteria:**

Committed male and female youth ages 8-18. First and second degree misdemeanants are preferred, although some youth with third degree felonies are accepted. The program is limited to youth committed for crimes against property rather than crimes against persons.

**Services and Treatment Offered:**

In order to meet contact requirements, SIG counselors supervise an active caseload of 8-10 youth. The youth remain in their homes and are provided services by Juvenile Justice Program counselors. The small caseload promotes an awareness of the movements and habits of youth.

Treatment may combine group interaction and individual counseling and is based on the youth's needs as contained in the youth's Individual Performance Contract. Counselors supplement contact with youth through contacts with family members, employers, friends, neighbors, and vocational and educational instructors or others associated with the youth.

**DISTRICT 5**  
**Special Intensive Group (SIG)**

**PROGRAM DESCRIPTION:**

**Address:** Wildwood Service Center  
955 26th Street South  
St. Petersburg, Florida 33712

**Telephone:** (813) 893-2077  
SC 594-2066

**Fax:** (813) 893-2601  
SC 594-2601

**Restrictiveness Level:** 2

**Intended ALOS:** 120 days

**Capacity:** 40

**Aftercare Services Provided:** No

**Eligibility Criteria:**

Committed male and female youth ages 8-18. First and second degree misdemeanants are preferred, although some youth with third degree felonies are accepted. The program is limited to youth committed for crimes against property rather than crimes against persons.

**Services and Treatment Offered:**

In order to meet contact requirements, SIG counselors supervise an active caseload of 8-10 youth. The youth remain in their homes and are provided services by Juvenile Justice Program counselors. The small caseload promotes an awareness of the movements and habits of youth.

Treatment may combine group interaction and individual counseling and is based on the youth's needs as contained in the youth's Individual Performance Contract. Counselors supplement contact with youth through contacts with family members, employers, friends, neighbors, and vocational and educational instructors or others associated with the youth

**DISTRICT 6**  
**Special Intensive Group (SIG)**

**PROGRAM DESCRIPTION:**

**Address:** 4000 W. Martin Luther King  
Blvd.  
Room 300  
Tampa, Florida 33614

**Telephone:** (813) 272-0427

**Restrictiveness Level:** 2

**Intended ALOS:** 120 days

**Capacity:** 16

**Aftercare Services Provided?:** No

**Eligibility Criteria:**

Committed male and female youth ages 8-18. First and second degree misdemeanants are preferred, although some youth with third degree felonies are accepted. The program is limited to youth committed for crimes against property rather than crimes against persons.

**Services and Treatment Offered:**

In order to meet contact requirements, SIG counselors supervise an active caseload of 8-10 youth. The youth remain in their homes and are provided services by Juvenile Justice Program counselors. The small caseload promotes an awareness of the movements and habits of youth.

Treatment may combine group interaction and individual counseling and is based on the youth's needs as contained in the youth's Individual Performance Contract. Counselors supplement contact with youth through contacts with family members, employers, friends, neighbors, and vocational and educational instructors or others associated with the youth.

**DISTRICT 7**  
**Special Intensive Group (SIG)**

**PROGRAM DESCRIPTION:**

**Address:** 2800 South Bumby Avenue  
Orlando, Florida 32806

**Telephone:** (407) 897-2828  
SC 342-2828

**Fax:** (407) 897-2856  
SC 342-2856

**Restrictiveness Level:** 2

**Intended ALOS:** 120 days

**Capacity:** 48

**Aftercare Services Provided?:** No

**Eligibility Criteria:**

Committed male and female youth ages 8-18. First and second degree misdemeanants are preferred, although some youth with third degree felonies are accepted. The program is limited to youth committed for crimes against property rather than crimes against persons.

**Services and Treatment Offered:**

In order to meet contact requirements, SIG counselors supervise an active caseload of 8-10 youth. The youth remain in their homes and are provided services by Juvenile Justice Program counselors. The small caseload promotes an awareness of the movements and habits of youth.

Treatment may combine group interaction and individual counseling and is based on the youth's needs as contained in the youth's Individual Performance Contract. Counselors supplement contact with youth through contacts with family members, employers, friends, neighbors, and vocational and educational instructors or others associated with the youth.

**DISTRICT 8**  
**Special Intensive Group (SIG)**

**PROGRAM DESCRIPTION:**

**Address:** 251 Airport South  
Naples, Florida 33942

**Telephone:** (813) 436-1090  
SC 974-1090

**Fax:** (813) 436-1095  
SC 974-1095

**Restrictiveness Level:** 2

**Intended ALOS:** 120 days

**Capacity:** 20

**Aftercare Services Provided?:** No

**Eligibility Criteria:**

Committed male and female youth ages 8-18. First and second degree misdemeanants are preferred, although some youth with third degree felonies are accepted. The program is limited to youth committed for crimes against property rather than crimes against persons.

**Services and Treatment Offered:**

In order to meet contact requirements, SIG counselors supervise an active caseload of 8-10 youth. The youth remain in their homes and are provided services by Juvenile Justice Program counselors. The small caseload promotes an awareness of the movements and habits of youth.

Treatment may combine group interaction and individual counseling and is based on the youth's needs as contained in the youth's Individual Performance Contract. Counselors supplement contact with youth through contacts with family members, employers, friends, neighbors, and vocational and educational instructors or others associated with the youth.



**DISTRICT 9**  
**Special Intensive Group (SIG)**

**PROGRAM DESCRIPTION:**

**Address:** 1199 West Lantana, Bldg. 3  
Lantana, Florida 33462

**Telephone:** (407) 540-1200  
SC 256-1200

**Fax:** (407) 540-1207  
SC 256-1207

**Restrictiveness Level:** 2

**Intended ALOS:** 120 days

**Capacity:** 42

**Aftercare Services Provided?:** No

**Eligibility Criteria:**

Committed male and female youth ages 8-18. First and second degree misdemeanants are preferred, although some youth with third degree felonies are accepted. The program is limited to youth committed for crimes against property rather than crimes against persons.

**Services and Treatment Offered:**

In order to meet contact requirements, SIG counselors supervise an active caseload of 8-10 youth. The youth remain in their homes and are provided services by Juvenile Justice Program counselors. The small caseload promotes an awareness of the movements and habits of youth.

Treatment may combine group interaction and individual counseling and is based on the youth's needs as contained in the youth's Individual Performance Contract. Counselors supplement contact with youth through contacts with family members, employers, friends, neighbors, and vocational and educational instructors or others associated with the youth.

**DISTRICT 10**  
**Special Intensive Group (SIG)**

**PROGRAM DESCRIPTION:**

**Address:** 1403 Northwest 40th Avenue  
Lauderhill, Florida 33313

**Telephone:** (305) 321-2878  
SC 423-2889

**Fax:** (305) 797-8498

**Restrictiveness Level:** 2

**Intended ALOS:** 120 days

**Capacity:** 56

**Aftercare Services Provided?:** No

**Eligibility Criteria:**

Committed male and female youth ages 8-18. First and second degree misdemeanants are preferred, although some youth with third degree felonies are accepted. The program is limited to youth committed for crimes against property rather than crimes against persons.

**Services and Treatment Offered:**

In order to meet contact requirements, SIG counselors supervise an active caseload of 8-10 youth. The youth remain in their homes and are provided services by Juvenile Justice Program counselors. The small caseload promotes an awareness of the movements and habits of youth.

Treatment may combine group interaction and individual counseling and is based on the youth's needs as contained in the youth's Individual Performance Contract. Counselors supplement contact with youth through contacts with family members, employers, friends, neighbors, and vocational and educational instructors or others associated with the youth.

**DISTRICT 11**  
**Special Intensive Group (SIG)**

**PROGRAM DESCRIPTION:**

**Address:** 1600 Northwest Third Avenue.  
Miami, Florida 33135

**Telephone:**

**Restrictiveness Level:** 2

**Intended ALOS:** 120 days

**Capacity:** 50

**Aftercare Services Provided?:** No

**Eligibility Criteria:**

Committed male and female youth ages 8-18. First and second degree misdemeanants are preferred, although some youth with third degree felonies are accepted. The program is limited to youth committed for crimes against property rather than crimes against persons.

**Services and Treatment Offered:**

In order to meet contact requirements, SIG counselors supervise an active caseload of 8-10 youth. The youth remain in their homes and are provided services by Juvenile Justice Program counselors. The small caseload promotes an awareness of the movements and habits of youth.

Treatment may combine group interaction and individual counseling and is based on the youth's needs as contained in the youth's Individual Performance Contract. Counselors supplement contact with youth through contacts with family members, employers, friends, neighbors, and vocational and educational instructors or others associated with the youth.

**DISTRICT 12**  
**Special Intensive Group (SIG)**

**PROGRAM DESCRIPTION:**

**Address:** 210 North Palmetto Ave.  
Daytona Beach, Florida 32114

**Telephone:** (904) 947-3500  
SC 380-3500

**Fax:** (904) 947-3595

**Restrictiveness Level:** 2

**Intended ALOS:** 3-4 months

**Capacity:** 40

**Aftercare Services Provided?:**

This is aftercare

**Eligibility Criteria:**

Committed male and female youth ages 8-18. First and second degree misdemeanants are preferred, although some youth with third degree felonies are accepted. The program is limited to youth committed for crimes against property rather than crimes against persons.

**Services and Treatment Offered:**

In order to meet contact requirements, SIG counselors supervise an active caseload of 8-10 youth. The youth remain in their homes and are provided services by Juvenile Justice Program counselors. The small caseload promotes an awareness of the movements and habits of youth.

Treatment may combine group interaction and individual counseling and is based on the youth's needs as contained in the youth's Individual Performance Contract. Counselors supplement contact with youth through contacts with family members, employers, friends, neighbors, and vocational and educational instructors or others associated with the youth.

**DISTRICT 13**  
**Special Intensive Group (SIG)**

**PROGRAM DESCRIPTION:**

**Address:** Tealbrooke Professional Center  
2300 Southeast 17th Street  
Suite 201  
Ocala, Florida 34471

**Telephone:** (904) 620-7405  
SC 667-7405

**Fax:** (904) 620-7804  
SC 667-7804

**Restrictiveness Level:** 2

**Intended ALOS:** 3-4 months

**Capacity:** 20

**Aftercare Services Provided?:**  
This is aftercare

**Eligibility Criteria:**

Committed male and female youth ages 8-18. First and second degree misdemeanants are preferred, although some youth with third degree felonies are accepted. The program is limited to youth committed for crimes against property rather than crimes against persons.

**Services and Treatment Offered:**

In order to meet contact requirements, SIG counselors supervise an active caseload of 8-10 youth. The youth remain in their homes and are provided services by Juvenile Justice Program counselors. The small caseload promotes an awareness of the movements and habits of youth.

Treatment may combine group interaction and individual counseling and is based on the youth's needs as contained in the youth's Individual Performance Contract. Counselors supplement contact with youth through contacts with family members, employers, friends, neighbors, and vocational and educational instructors or others associated with the youth.

**DISTRICT 14**  
**Special Intensive Group (SIG)**

**PROGRAM DESCRIPTION:**

**Address:** 2020 East Georgia Street  
Bartow, Florida 33830

**Telephone:** (813) 534-0231  
SC 549-0231

**Fax:** (813) 534-0239  
SC 549-0231

**Restrictiveness Level:** 2

**Intended ALOS:** 3-4 months

**Capacity:** 16

**Aftercare Services Provided?:**  
This is aftercare

**Eligibility Criteria:**

Committed male and female youth ages 8-18. First and second degree misdemeanants are preferred, although some youth with third degree felonies are accepted. The program is limited to youth committed for crimes against property rather than crimes against persons.

**Services and Treatment Offered:**

In order to meet contact requirements, SIG counselors supervise an active caseload of 8-10 youth. The youth remain in their homes and are provided services by Juvenile Justice Program counselors. The small caseload promotes an awareness of the movements and habits of youth.

Treatment may combine group interaction and individual counseling and is based on the youth's needs as contained in the youth's Individual Performance Contract. Counselors supplement contact with youth through contacts with family members, employers, friends, neighbors, and vocational and educational instructors or others associated with the youth.

**DISTRICT 15**  
**Special Intensive Group (SIG)**

**PROGRAM DESCRIPTION:**

**Address:** 337 North 4th Street, Suite D  
Fort Pierce, Florida 34950

**Telephone:** (407) 467-3166  
SC 240-3166

**Fax:** (407) 467-3190  
SC 240-3190

**Restrictiveness Level:** 2

**Intended ALOS:** 120 days

**Capacity:** 36

**Aftercare Services Provided?:**

This is aftercare

**Eligibility Criteria:**

Committed male and female youth ages 8-18. First and second degree misdemeanants are preferred, although some youth with third degree felonies are accepted. The program is limited to youth committed for crimes against property rather than crimes against persons.

**Services and Treatment Offered:**

In order to meet contact requirements, SIG counselors supervise an active caseload of 8-10 youth. The youth remain in their homes and are provided services by Juvenile Justice Program counselors. The small caseload promotes an awareness of the movements and habits of youth.

Treatment may combine group interaction and individual counseling and is based on the youth's needs as contained in the youth's Individual Performance Contract. Counselors supplement contact with youth through contacts with family members, employers, friends, neighbors, and vocational and educational instructors or others associated with the youth.

**DISTRICT 1**  
**Escambia Bay Marine Institute**

**PROGRAM DESCRIPTION:**

**Address:** 10605 Gulf Beach Highway  
Pensacola, Florida 32507

**Telephone:** (904) 492-0708

**Fax:** (904) 492-7111

**Restrictiveness Level:** 2

**Intended ALOS:** 6 months

**Capacity:** 20

**Aftercare Services Provided?:** No

**Eligibility Criteria:**

Committed youth requiring a low risk non-residential placement. This program is designed for 13-18 year-olds both male and female.

**Services and Treatment Offered:**

AMI is a private, non-profit organization. Each institute utilizes a marine science environment to promote social rehabilitation and educational and vocational instruction. Youth in AMI programs participate in a core curriculum of oceanography and earth sciences, seamanship, marine mechanics, small engine repair, diving, aquatics, physical education, and academic and vocational education. Assisting youth in obtaining their GED or assistance in remedial education is also stressed. Youth successfully completing AMI are generally discharged from supervision or returned to aftercare under community control. The program is open to both males and females ages 13-18.

**DISTRICT 2**  
**Tallahassee Marine Institute**

**PROGRAM DESCRIPTION:**

**Address:** 2514 W. Tharpe Street  
Tallahassee, Florida 32303

**Telephone:** (904) 385-3191  
SC 291-1250

**Fax:** (904) 385-1452

**Restrictiveness Level:** 2

**Intended ALOS:** 3-5 months

**Capacity:** 15

**Aftercare Services Provided?:** No

**Eligibility Criteria:**

Committed youth requiring a low risk non-residential placement. This program is designed for 13-18 year-olds both male and female. Executive director will consider youth who do not meet contract requirements.

**Services and Treatment Offered:**

The Associated Marine Institutes (AMI) is a private non-profit organization. Each institute utilizes a marine science environment. Clients participate in a core curriculum of oceanography and earth sciences, seamanship, marine mechanics, small engine repair, diving, aquatics, physical education, and academic and vocational education. Assisting youth in obtaining their GED or assistance in remedial education is also stressed. Youth successfully completing AMI are generally discharged from supervision or returned to aftercare under community control. The program is open to both males and females ages 13-18.

**DISTRICT 2**  
**Panama City Marine Institute**

**PROGRAM DESCRIPTION:**

**Address:** P. O. Box 268  
Panama City, Florida 32402-0268

**Telephone:** (904) 872- 4715  
SC 777-4715

**Fax:** (904) 785-4286

**Restrictiveness Level:** 2

**Intended ALOS:** 6 months

**Capacity:** 12

**Aftercare Services Provided?:** No

**Eligibility Criteria:**

Committed youth requiring a low risk non-residential placement. This program is designed for 13-18 year-olds both male and female. Executive director will consider youth who do not meet contract requirements.

**Services and Treatment Offered:**

The Associated Marine Institutes (AMI) is a private non-profit organization. Each institute utilizes a marine science environment. Clients participate in a core curriculum of oceanography and earth sciences, seamanship, marine mechanics, small engine repair, diving, aquatics, physical education, and academic and vocational education. Assisting youth in obtaining their GED or assistance in remedial education is also stressed. Youth successfully completing AMI are generally discharged from supervision or returned to aftercare under community control. The program is open to both males and females ages 13-18.

**DISTRICT 3**  
**Gainesville Marine Institute North**

**PROGRAM DESCRIPTION:**

**Address:** Route 2 Box 185  
Micanopy, Florida 32667

**Telephone:** (904) 466-0543  
SC 955-3160

**Fax:** (904) 466-3800

**Restrictiveness Level:** 2

**Intended ALOS:** 6 months

**Capacity:** 20

**Aftercare Services Provided?:** No

**Eligibility Criteria:**

Committed youth requiring a low risk non-residential placement. This program is designed for 13-18 year-olds both male and female. Executive director will consider youth who do not meet contract requirements.

**Services and Treatment Offered:**

The Associated Marine Institutes (AMI) is a private non-profit organization. Each institute utilizes a marine science environment. Clients participate in a core curriculum of oceanography and earth sciences, seamanship, marine mechanics, small engine repair, diving, aquatics, physical education, and academic and vocational education. Assisting youth in obtaining their GED or assistance in remedial education is also stressed. Youth successfully completing AMI are generally discharged from supervision or returned to aftercare under community control. The program is open to both males and females ages 13-18

**DISTRICT 3**  
**Ocala Marine Institute South**

**PROGRAM DESCRIPTION:**

**Address:** 1519 NE 22nd Avenue  
Micanopy, Florida 32667

**Telephone:** (904) 620-3630

**Fax:** (904) 620-3604

**Restrictiveness Level:** 2

**Intended ALOS:** 6 months

**Capacity:** 20

**Aftercare Services Provided?:** No

**Eligibility Criteria:**

Committed youth requiring a low risk non-residential placement. This program is designed for 13-18 year-olds both male and female. Executive director will consider youth who do not meet contract requirements.

**Services and Treatment Offered:**

The Associated Marine Institutes (AMI) is a private non-profit organization. Each institute utilizes a marine science environment. Clients participate in a core curriculum of oceanography and earth sciences, seamanship, marine mechanics, small engine repair, diving, aquatics, physical education, and academic and vocational education. Assisting youth in obtaining their GED or assistance in remedial education is also stressed. Youth successfully completing AMI are generally discharged from supervision or returned to aftercare under community control. The program is open to both males and females ages 13-18.

**DISTRICT 4**  
**Jacksonville Marine Institute East**

**PROGRAM DESCRIPTION:**

**Address:** 13375 Beach Boulevard  
Jacksonville, Florida 32224

**Telephone:** (904) 223-1121 (East)  
SC 821-5368

**Fax:** (904) 223-4253 (East)

**Restrictiveness Level:** 2

**Intended ALOS:** 6-months

**Capacity:** 29

**Aftercare Services Provided?:** No

**Eligibility Criteria:**

Committed youth requiring a low risk non-residential placement. This program is designed for 13-18 year-olds both male and female. Executive director will consider youth who do not meet contract requirements.

**Services and Treatment Offered:**

The Associated Marine Institutes (AMI) is a private non-profit organization. Each institute utilizes a marine science environment. Clients participate in a core curriculum of oceanography and earth sciences, seamanship, marine mechanics, small engine repair, diving, aquatics, physical education, and academic and vocational education. Assisting youth in obtaining their GED or assistance in remedial education is also stressed. Youth successfully completing AMI are generally discharged from supervision or returned to aftercare under community control. The program is open to both males and females ages 13-18.

**DISTRICT 5**  
**Pinellas Marine Institute**

**PROGRAM DESCRIPTION:**

**Address:** 3101 Gulf Blvd.  
St. Pete Beach, Florida 33706

**Telephone:** (813) 893-2860 (disconnected)

**Fax:** (813) 893-2863

**Restrictiveness Level:** 2

**Intended ALOS:** 6 months

**Capacity:** 34

**Aftercare Services Provided?:** No

**Eligibility Criteria:**

Committed youth requiring a low risk non-residential placement. This program is designed for 13-18 year-olds both male and female. Executive director will consider youth who do not meet contract requirements.

**Services and Treatment Offered:**

The Associated Marine Institutes (AMI) is a private non-profit organization. Each institute utilizes a marine science environment. Clients participate in a core curriculum of oceanography and earth sciences, seamanship, marine mechanics, small engine repair, diving, aquatics, physical education, and academic and vocational education. Assisting youth in obtaining their GED or assistance in remedial education is also stressed. Youth successfully completing AMI are generally discharged from supervision or returned to aftercare under community control. The program is open to both males and females ages 13-18.

**DISTRICT 5**  
**New Port Richey Marine Institute**

**PROGRAM DESCRIPTION:**

**Address:** 5324 Sunset Road  
New Port Richey, Florida 34652

**Telephone:** (813) 841-8314  
**Fax:** (813) 841-8220

**Restrictiveness Level:** 2

**Intended ALOS:** 3-6 months

**Capacity:** 30

**Aftercare Services Provided?:** No

**Eligibility Criteria:**

Committed youth requiring a low risk non-residential placement. This program is designed for 13-18 year-olds both male and female. Executive director will consider youth who do not meet contract requirements.

**Services and Treatment Offered:**

The Associated Marine Institutes (AMI) is a private non-profit organization. Each institute utilizes a marine science environment. Clients participate in a core curriculum of oceanography and earth sciences, seamanship, marine mechanics, small engine repair, diving, aquatics, physical education, and academic and vocational education. Assisting youth in obtaining their GED or assistance in remedial education is also stressed. Youth successfully completing AMI are generally discharged from supervision or returned to aftercare under community control. The program is open to both males and females ages 13-18.

**DISTRICT 6**  
**Lakeland Marine Institute**

**PROGRAM DESCRIPTION:**

**Address:** 2115 W. Yeats  
Lakeland, Florida 33801

**Telephone:** (813) 686-7730  
**Fax:** (813) 686-7834

**Restrictiveness Level:** 2

**Intended ALOS:** 3-4 months

**Capacity:** 19

**Aftercare Services Provided?:** No

**Eligibility Criteria:**

Committed youth requiring a low risk non-residential placement. This program is designed for 13-18 year-olds both male and female. Executive director will consider youth who do not meet contract requirements

**Services and Treatment Offered:**

The Associated Marine Institutes (AMI ) is a private non-profit organization. Each institute utilizes a marine science environment. Clients participate in a core curriculum of oceanography and earth sciences, seamanship, marine mechanics, small engine repair, diving, aquatics, physical education, and academic and vocational education. Assisting youth in obtaining their GED or assistance in remedial education is also stressed. Youth successfully completing AMI are generally discharged from supervision or returned to aftercare under community control. The program is open to both males and females ages 13-18.



**DISTRICT 6**  
**Tampa Marine Institute**

**DESCRIPTION:**

**Address:** 2015 Guy N. Verger Boulevard  
Tampa, Florida 33605

**Telephone:** (813) 248-5091  
SC 571-2967

**Fax:** (813) 247-3998

**Restrictiveness Level:** 2

**Intended ALOS:** 6 months

**Capacity:** 29

**Aftercare Services Provided?:** No

**Eligibility Criteria:**

Committed youth requiring a low risk non-residential placement. This program is designed for 13-18 year-olds both male and female. Executive director will consider youth who do not meet contract requirements.

**Services and Treatment Offered:**

The Associated Marine Institutes (AMI) is a private non-profit organization. Each institute utilizes a marine science environment. Clients participate in a core curriculum of oceanography and earth sciences, seamanship, marine mechanics, small engine repair, diving, aquatics, physical education, and academic and vocational education. Assisting youth in obtaining their GED or assistance in remedial education is also stressed. Youth successfully completing AMI are generally discharged from supervision or returned to aftercare under community control. The program is open to both males and females ages 13-18.

**DISTRICT 6**  
**Gulf Coast Marine Institute**

**PROGRAM DESCRIPTION:**

**Address:** 301 7th Street East  
Bradenton, Florida 34208

**Telephone:** (813) 741-3102

**Fax:** (813) 741-3105

**Restrictiveness Level:** 2

**Intended ALOS:** 6 months

**Capacity:** 29

**Aftercare Services Provided?:** No

**Eligibility Criteria:**

Committed youth requiring a low risk non-residential placement. This program is designed for 13-18 year-olds both male and female. Executive director will consider youth who do not meet contract requirements

**Services and Treatment Offered:**

The Associated Marine Institutes (AMI) is a private non-profit organization. Each institute utilizes a marine science environment. Clients participate in a core curriculum of oceanography and earth sciences, seamanship, marine mechanics, small engine repair, diving, aquatics, physical education, and academic and vocational education. Assisting youth in obtaining their GED or assistance in remedial education is also stressed. Youth successfully completing AMI are generally discharged from supervision or returned to aftercare under community control. The program is open to both males and females ages 13-18.

**DISTRICT 7**  
**Orlando Marine Institute**

**PROGRAM DESCRIPTION:**

**Address:** 7500 Silver Star Road  
Orlando, Florida 32818

**Telephone:** (407) 294-5579  
**Fax:** (407) 294-5581  
SC 326-3199

**Restrictiveness Level:** 2

**Intended ALOS:** 6 months

**Capacity:** 40

**Aftercare Services Provided?:** No

**Eligibility Criteria:**

Committed youth requiring a low risk non-residential placement. This program is designed for 13-18 year-olds both male and female. Executive director will consider youth who do not meet contract requirements.

**Services and Treatment Offered:**

The Associated Marine Institutes (AMI) is a private non-profit organization. Each institute utilizes a marine science environment. Clients participate in a core curriculum of oceanography and earth sciences, seamanship, marine mechanics, small engine repair, diving, aquatics, physical education, and academic and vocational education. Assisting youth in obtaining their GED or assistance in remedial education is also stressed. Youth successfully completing AMI are generally discharged from supervision or returned to aftercare under community control. The program is open to both males and females ages 13-18.

**DISTRICT 8**  
**Southwest Florida Marine Institute**

**PROGRAM DESCRIPTION:**

**Address:** 3091 Evans Street Avenue  
Fort Myers, Florida 33901

**Telephone:** (813) 337-1104  
**Fax:** (813) 337-2452

**Restrictiveness Level:** 2

**Intended ALOS:** 6 months

**Capacity:** 20

**Aftercare Services Provided?:** No

**Eligibility Criteria:**

Committed youth requiring a low risk non-residential placement. This program is designed for 13-18 year-olds both male and female. Executive director will consider youth who do not meet contract requirements.

**Services and Treatment Offered:**

The Associated Marine Institutes (AMI) is a private non-profit organization. Each institute utilizes a marine science environment. Clients participate in a core curriculum of oceanography and earth sciences, seamanship, marine mechanics, small engine repair, diving, aquatics, physical education, and academic and vocational education. Assisting youth in obtaining their GED or assistance in remedial education is also stressed. Youth successfully completing AMI are generally discharged from supervision or returned to aftercare under community control. The program is open to both males and female ages 13-18.

**DISTRICT 9**  
**Palm Beach Marine Institute**

**PROGRAM DESCRIPTION:**

**Address:** 13425 Ellison Wilson Road  
Juno Beach Florida 33408

**Telephone:** (407) 624-6941

**Fax:** (407) 624 6944

**Restrictiveness Level:** 2

**Intended ALOS:** 6 months

**Capacity:** 31

**Aftercare Services Provided?:** No

**Eligibility Criteria:**

Committed youth requiring a low risk non-residential placement. This program is designed for 13-18 year-olds both male and female. Executive director will consider youth who do not meet contract requirements.

**Services and Treatment Offered:**

The Associated Marine Institutes (AMI) is a private non-profit organization. Each institute utilizes a marine science environment. Clients participate in a core curriculum of oceanography and earth sciences, seamanship, marine mechanics, small engine repair, diving, aquatics, physical education, and academic and vocational education. Assisting youth in obtaining their GED or assistance in remedial education is also stressed. Youth successfully completing AMI are generally discharged from supervision or returned to aftercare under community control. The program is open to both males and females ages 13-18.

**DISTRICT 10**  
**Florida Ocean Sciences Institute AMI**

**PROGRAM DESCRIPTION:**

**Address:** 3220 S.W. 4th Avenue  
Ft. Lauderdale, Florida 33315

**Telephone:** (305) 764-2733

SC 453-4333

**Fax:** (305) 764-3128

**Restrictiveness Level:** 2

**Intended ALOS:** 6 months

**Capacity:** 29

**Aftercare Services Provided?:** No

**Eligibility Criteria:**

Committed youth requiring a low risk non-residential placement. This program is designed for 13-18 year-olds both male and female. Executive director will consider youth who do not meet contract requirements

**Services and Treatment Offered:**

The Associated Marine Institutes (AMI) is a private non-profit organization. Each institute utilizes a marine science environment. Clients participate in a core curriculum of oceanography and earth sciences, seamanship, marine mechanics, small engine repair, diving, aquatics, physical education, and academic and vocational education. Assisting youth in obtaining their GED or assistance in remedial education is also stressed. Youth successfully completing AMI are generally discharged from supervision or returned to aftercare under community control. The program is open to both males and females ages 13-18.

**DISTRICT 11**  
**Dade Marine Institute North**

**PROGRAM DESCRIPTION:**

**Address:** 8720 Collins Avenue  
Miami Beach, FL 33141

**Telephone:** (305) 868-7245  
SC 886-1887

**Fax:** (305) 886-1887

**Restrictiveness Level:** 2

**Intended ALOS:** 6 months

**Capacity:** 28

**Aftercare Services Provided?:** No

**Eligibility Criteria:**

Committed youth requiring a low risk non-residential placement. This program is designed for 13-18 year-olds both male and female. Executive director will consider youth who do not meet contract requirements.

**Services and Treatment Offered:**

The Associated Marine Institutes (AMI ) is a private non-profit organization. Each institute utilizes a marine science environment. Clients participate in a core curriculum of oceanography and earth sciences, seamanship, marine mechanics, small engine repair, diving, aquatics, physical education, and academic and vocational. education. Assisting youth in obtaining their GED or assistance in remedial education is also stressed. Youth successfully completing AMI are generally discharged from supervision or returned to aftercare under community control. The program is open to both males and females ages 13-18.

**DISTRICT 11**  
**Dade Marine Institute South**

**PROGRAM DESCRIPTION:**

**Address:** 1820 Arthur Lamb Rd.  
Miami, Florida 33149

**Telephone:** (305) 361-7934  
**Fax:** (305) 361-9298

**Restrictiveness Level:** 2

**Intended ALOS:** 6 months

**Capacity:** 40

**Aftercare Services Provided?:** No

**Eligibility Criteria:**

Committed youth requiring a low risk non-residential placement. This program is designed for 13-18 year-olds both male and female. Executive director will consider youth who do not meet contract requirements.

**Services and Treatment Offered:**

The Associated Marine Institutes (AMI ) is a private non-profit organization. Each institute utilizes a marine science environment. Clients participate in a core curriculum of oceanography and earth sciences, seamanship, marine mechanics, small engine repair, diving, aquatics, physical education, and academic and vocational. education. Assisting youth in obtaining their GED or assistance in remedial education is also stressed. Youth successfully completing AMI are generally discharged from supervision or returned to aftercare under community control. The program is open to both males and females ages 13-18.

**DISTRICT 9**  
**Palm Beach TRY Center**

**PROGRAM DESCRIPTION:**

**Address:** 1199 West Lantana Rd.  
Lantana, Florida 33462

**Telephone:** (407) 540-1200  
**Fax:** (407) 540-1207

**Restrictiveness Level:** 2

**Intended ALOS:** 4-6 months

**Capacity:** 10

**Aftercare Services Provided?:** Yes

**Eligibility Criteria:**

This is a court ordered, co-educational program for committed youth between the ages of 13 and 18 years of age.

**Services and Treatment Offered:**

This is an extended day treatment program offering individual and group counseling provided by a mental health worker and a substance abuse worker. Academics is the primary focus. Groups include social skills acquisition, drug education, as well as, HIV/AIDS awareness. PBTC utilizes the Private Industry Council and other community services that offer vocational opportunities.

**DISTRICT 10**  
**Fort Lauderdale TRY Center**

**PROGRAM DESCRIPTION:**

**Address:** 807 N.W. 8th Avenue  
Fort Lauderdale, Florida 33311

**Telephone:** (305) 467-4491  
**Fax:** (305) 467 5998

**Restrictiveness Level:** 2

**Intended ALOS:** 4-6 months

**Capacity:** 20

**Aftercare Services Provided?:** Yes

**Eligibility Criteria:**

This is a court ordered, co-educational program for committed youth between the ages of 13 and 18 years of age.

**Services and Treatment Offered:**

The following services are provided; alternative education, vocational training, individual, group and family counseling, supervised recreational activities, job development tutorial, community services, planned parenthood, drug counseling, and motivational groups. The TRY Center's operating hours are from 8:00 am to 7:00 PM Monday through Friday.

**DISTRICT 11**  
**Miami TRY Center**

**PROGRAM DESCRIPTION:**

**Address:** 3601 N.W. 167 Street  
Miami, Florida 33055

**Telephone:** Program is closed

**Fax:** (305) 628-7105

**Restrictiveness Level:** 2

**Intended ALOS:** 6 months

**Capacity:** 20

**Aftercare Services Provided?:** No

**Eligibility Criteria:**

This is a court ordered, non residential, co-educational program for committed youth between the ages of 13 and 18 years of age.

**Services and Treatment Offered:**

Community service activities, recreational activities, teen sessions, individual counseling, group counseling, psychotherapy, parenting skills, and family counseling are offered. Resource referrals are also provided.

**DISTRICT 3**  
**Intensive Work Program CB**

**PROGRAM DESCRIPTION:**

**Address:** 2649 U.S. Highway, 90 West  
Lake City, Florida 32055

**Telephone:** (904) 758-1504/1448  
SC 885-1444

**Fax:** (904) 758-1495

**Restrictiveness Level:** 2

**Eligibility Criteria:**

Committed male or female youth adjudicated for a felony or first degree misdemeanor. Previously committed clients or community control clients are accepted.

**Intended ALOS:** 3 months

**Capacity:** 20

**Aftercare Services Provided?:**

This is aftercare.

**Services and Treatment Offered:**

Clients receive individual, family, and group counseling as needed. Special groups about substance abuse, AIDS awareness, and life skills groups are also offered. The focus of the program, however, is work and intensive supervision of the clients. Counselors have face to face client interviews 4 to 5 times a week. Drug testing is required.

**DISTRICT 3**  
**Intensive Work Program CD**

**PROGRAM DESCRIPTION:**

**Address:** 1000 N.E. 16th Avenue  
Bldg. G  
Gainesville, Florida 32609

**Telephone:** (904) 955-5060  
SC 625-5060

**Fax:** (904) 955-3035  
SC 625-3035

**Restrictiveness Level:** 2

**Intended ALOS:** 2-3 months

**Capacity:** 30

**Aftercare Services Provided?:** No

**Eligibility Criteria:**

Male and female committed youth ages 14-18 from the local area.

**Services and Treatment Offered:**

This is an intensive non-residential work program with individual and group counseling. The program emphasizes education, community work projects, employment and client supervision.

**DISTRICT 6**  
**Tampa Intensive Day Treatment**

**PROGRAM DESCRIPTION:**

**Address:** 3806 W. Martin Luther King  
Blvd.  
Tampa, Florida 33614

**Telephone:** (813) 875-5911  
**Fax:** (813) 872-0606

**Restrictiveness Level:** 2

**Intended ALOS:** 9-12 months

**Capacity:** 40

**Aftercare Services Provided?:** No

**Eligibility Criteria:**

Committed and non committed male or female youth age 11-16 who have been referred for delinquent acts and have learning disabilities or other handicaps.

**Services and Treatment Offered:**

This is a fairly long term (9-12 months) program emphasizing scholastic achievement for youths with learning disabilities. Clients are picked up at their homes and brought to an on site school. Youth attend classes until two p.m. and then they participate in community service work, special counseling, or cultural enrichment activities. Classes have low (8 to 1) staff to client ratios. Each class has a teacher, a teacher's aide, and one or two counselors.

**DISTRICT 8**  
**Lee Day Treatment**

**PROGRAM DESCRIPTION:**

**Address:** P.O. Box 61558  
Fort Myers, Florida 33906

**Telephone:** (813) 277-5029  
**Fax:** (813) 277-5028

**Restrictiveness Level:** 2

**Intended ALOS:** 6-8 months

**Capacity:** 20

**Aftercare Services Provided?:**  
This is an aftercare program.

**Eligibility Criteria:**  
Committed or community control males or females ages 12-18. Since this is day treatment, youth from the local area (Lee County) are preferred.

**Services and Treatment Offered:**  
This is one of the North American Family Institute programs. Positive peer group treatment modalities are emphasized. There are on-site teachers and vocational training is provided by the Lee County school system. Clients also participate in community service work such as graveyard cleanup, working at auctions, and the like. Life skills training and anger management is stressed in the program. Youth participate in OLE (Outward Learning Experience) that requires that youth plan, prepare, conduct, and evaluate a wilderness experience. There is an LPN on site, as well as, an EMT paramedic. Other medical services are available on an as needed basis.

**DISTRICT 11**  
**Broward Halfway House Non-Residential**

**PROGRAM DESCRIPTION:**

**Address:** 3090 N. Powerline Road  
Pompano Beach, FL 33069

**Telephone:** (305) 969-3525  
SC 423-3525  
**Fax:** (305) 969-3498  
SC 423-3498

**Restrictiveness Level:** 2

**Intended ALOS:** 3 months

**Capacity:** 25

**Aftercare Services Provided?:** No

**Eligibility Criteria:**  
Committed males ages 14-18 who are from the Broward County area.

**Services and Treatment Offered:**

This is a non-residential halfway house for the Broward County area. The program offers individual, family, and group counseling as well as substance abuse and general mental health counseling. Clients study for the GED and there are remedial classes as well. Guardian participation is encouraged. This resource was closed 12/14/94.





### 13. LOW RISK RESIDENTIAL COMMUNITY-BASED COMMITMENT PROGRAMS

#### Program Description

Residential community-based commitment programs provide structured environments for youth committed to the department and include appropriate levels of treatment, supervision, education and discipline. The programs are designed to address each youth's needs and ensure successful reentry into the community.

A variety of programs have been established which offer youth an array of services. While all provide residential services designed to meet individual needs, the programs can be very different. Eligibility criteria vary, limiting acceptance to specific age groups and types of offenses. Residential care is also provided in a variety of settings, such as in a family-like setting or a wilderness campsite. The emphasis of some programs is on individual, family and group counseling while others focus on building self-esteem and social skills through recreational and work activities. Length of stay in these programs also varies.

Performance contracting is used to clearly define requirements for release from delinquency commitment programs. The contract is negotiated when the youth enters the commitment program and release is dependent upon compliance with the agreement. This is designed to prepare youth for transition to their home community and ensures accountability for the youth and for the program.

Residential placement of all committed youth is coordinated and arranged by district commitment managers in the 15 districts. Ideally, a district commitment manager chairs a multi-disciplinary staffing for each youth being considered for commitment. If the district commitment manager decides to recommend the commitment of the youth during the staffing, the staffing committee recommends the most appropriate programs and restrictiveness levels for placement based on the assessed needs of the youth. Recommendations are presented to the judge and if the youth is committed, placement is facilitated, based on the court-ordered level of commitment.

Youth are placed on program waiting lists assigned by commitment managers. In order to expedite program placements, youth are considered for lower level commitment programs with judicial concurrence.

**Targeted Youth:** Youth classified for this level of placement are generally offenders whose most serious current charges or presenting offense is a first or second degree misdemeanor or a third degree felony. These offending patterns, in concert with a youth's assessed need for 24 hour per day supervision, may warrant service provision in a low risk residential placement.

These committed youth have usually performed unsuccessfully in prevention and diversion programs, have weak family and community support structures and could benefit from placement in a residential program.

Although this level is designed primarily for first commitment placements, offending histories of referrals may include one prior commitment for a third degree felony or a misdemeanor with an associated residential placement.

More serious first time commitments, such as second degree felony commitments, may also benefit from services provided by programs in the low risk residential level. These youth would represent cases wherein the offense was mitigated by the surrounding circumstances and deemed to not represent a moderate or high risk to public safety.

**Low Risk Residential Placement:** Placement resources in the low risk residential level include, but are not limited to, the following: Short Term Offender Programs (STOP), Family Group Homes (FGH), Group Treatment Homes (GTH), and Short Term Elective Programs (STEP). STOP camps and group treatment homes provide 24 hour awake supervision with length of stay varying from one to six months depending upon program type. For a detailed program description of each level 4 program see the appendix at the end of this chapter.

#### **Short-Term Offender Program (STOP Camps).**

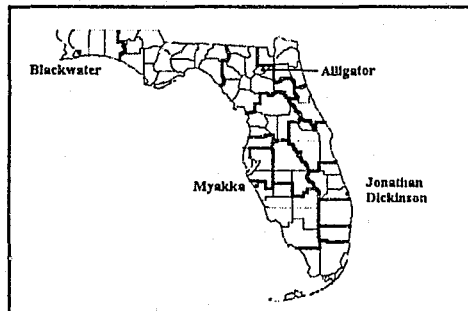
STOP camps consist of various campsites located in state parks and forests. Through a combination of rigorous outdoor work, counseling, recreation and educational activities, youth have an opportunity to change behavior patterns. Work projects are developed by either the Division of Forestry or the Department of Natural Resources. A

forester or park ranger is provided for the planning, site selection, technical instruction and coordination of various work projects. Projects include nature trail construction, controlled burning, improvement of timber stands, fence repair and construction, culvert cleaning, and general maintenance and support functions of the camp. The average length of stay is approximately 45 days.

Educational services are provided by the local school district at the campsite. Efforts are made to integrate the work project activities into the educational curriculum.

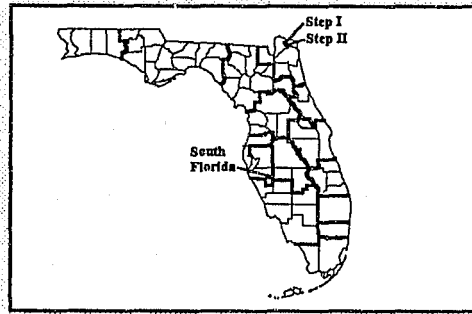
Four STOP Camps are located across the state. Blackwater STOP Camp is in District 1, Alligator Creek STOP Camp is in District 3, Myakka STOP Camp is in District 8, and the Jonathan Dickinson STOP Camp is in District 9. STOP Camp facilities house 18 committed delinquents.

Youth admitted to STOP Camps range from 14 to 18 years of age. First commitments and minor offenders such as second degree misdemeanors are preferred; however, recommitments and transfers from other programs are acceptable.



### **Short-Term Elective Program (STEP).**

STEP includes programs developed and managed by the Hurricane Island Outward Bound School of Rockland, Maine. The programs are located in District 4 (Yulee) and District 6 (Myakka City). They provide a stress-oriented short-term, (30 day) intensive residential program based on Outward Bound philosophy, reality therapy techniques and individual counseling for 486 youth (416 males, 70 females) annually.



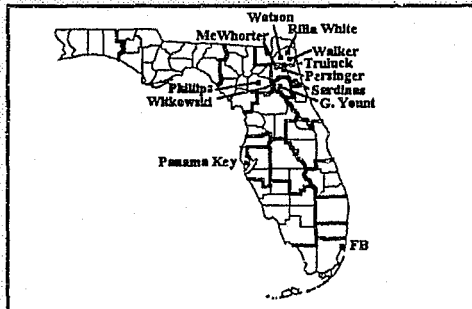
Any committed youth without a history of assaultive behavior can be admitted to STEP providing they meet the physical requirements. A medical examination to determine the youth's physical ability to participate in program activities is necessary before placement. STEP serves the older adolescent, age 14 to 17.

Each program is divided into two phases: an orientation phase and an Outward Bound course. The orientation phase is a preparation course which teaches camp craft, canoeing, cooking and first-aid skills in an instructional setting.

The second phase is a wilderness course designed to be a success oriented, stressful and challenging experience. The course includes a 350 mile canoe trip from the Atlantic Ocean to the Gulf of Mexico.

An 11 bed STEP base camp was funded as part of the Juvenile Justice Reform Act of 1990. This base camp became operational during FY 1991-92 and serves youth awaiting placement in STEP courses, youth who have experienced behavioral problems on courses, and youth who would otherwise be placed in detention centers awaiting STEP placements. This base camp serves youth at the north STEP program only.

**Family Group Homes.** Family Group Homes provide residential community-based delinquency services in the homes of trained families. The number of youth who receive services in a family group home ranges from one to six depending on the physical capacity of the individual home and the number of youth for which the group home parents are willing and able to provide appropriate care.



Family Group Homes operated in four districts in FY 1993-94. District 3 had 7 beds. District 4 had 13 beds. District 5 (St. Petersburg) had 8 beds and District 11 (Miami) had 6 beds.

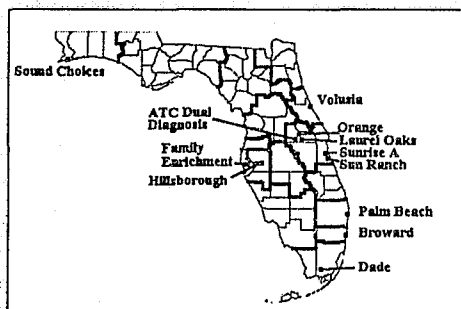
### (Family Group Homes continued)

Priority consideration for placement is given to youth 14 years of age and younger who have not been previously committed and who have not demonstrated habitual, serious or violent delinquent behavior. Children, regardless of age, who have demonstrated through placement in more restrictive programs that they can benefit from the Family Group Home program as a transitional reentry experience, may also be admitted to a Family Group Home.

A delinquency case manager is assigned to work with each youth in the program. A normative treatment model serves as the basic mode of counseling. The case manager provides group and/or individual counseling, and makes referrals to community resources to meet the youth's specialized needs. Individualized treatment plans are developed. Youth may attend public school, may work in the community and are encouraged to take part in extracurricular activities. The youth's parents are encouraged to be involved through visits to youth, interacting with group home parents, parent meetings and family counseling.

**Group Treatment Homes.** A Group Treatment Home is a seven-bed facility designed to provide committed youth with a treatment oriented, homelike atmosphere. Boys from 10 to 13 years of age are accepted for admission in most of the homes. Some younger or older children may be accepted based on individual needs. The Orange Group Treatment Home serves older boys, ages 15-

17 years. Committing offenses are reviewed on an individual basis. Because length of stay is 4 to 6 months, first degree misdemeanants, third degree felons, and in some instances first and second degree felons will be accepted.

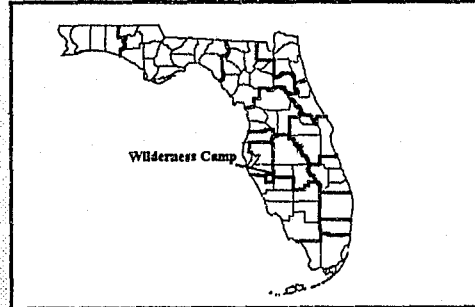


There are twelve group treatment homes located in Volusia, Hillsborough, Orange, Brevard, Pinellas, Palm Beach, Broward, Dade and Escambia Counties. Six of them (Orange, Hillsborough, Palm Beach, Broward, Dade and Volusia) are operated by the department and are budgeted to serve seven youth. The other 6 were contracted and varied in the number of beds.

Group sessions are conducted daily to discuss specific personal problems as well as to settle the day-to-day problems that arise within the home, school, and community environments. The youth attend public schools to receive academic instruction, work at community projects and participate in recreational activities to learn appropriate social behavior. Frequent educational and entertainment outings are planned to expose the youth to activities and experiences available in their own communities. The Group Treatment Home parents are expected to become closely involved with each child, both as parent substitutes and as counselors.

**Wilderness Camp.** The wilderness camp program is a 28 bed program serving males ranging in age from fourteen (14) to eighteen (18) years of age. The program consists of a stress-oriented, short-term (45 days) intensive residential program based on Outward Bound philosophy, reality therapy techniques and individual counseling for males. This community service oriented program provides

24 hour awake supervision to committed youth from districts 5, 6, 7, 8, 9, 10, 11, 14, and 15. Youth enter the program in groups of ten (10). Admissions are limited to non-aggressive males on their 1st or 2nd commitment for a 3rd degree felony property offense or transfers from a non-residential program. Youth must be able to work and exercise. Any youth who has a previous history of psychosis or psychotropic medication or is considered at risk for suicide will not be considered for admission. Youth who are committed to the Low Risk Residential Programs will be considered appropriate for placement in this program.



### Population Profile

A total of 1,693 youth were served in Low Risk Residential Community-Based Programs during FY 1993-94. This includes the beginning count on July 1, 1993, and those admitted during FY 1993-94. Almost a third, 33.1 percent, of those served were placed in STOP Camps. Table 13-1 presents age breakdowns, race, sex, total released, number of clients and cases served, number of youth discharged, average daily population, average length of stay, average age at first delinquency referral and average age at discharge.

**TABLE 13-1:  
LOW RISK RESIDENTIAL COMMITMENT PROGRAMS  
POPULATION PROFILE FOR FY 1993-94**

PROGRAM	PERCENT										TOTAL RELEASED
	AGE			RACE					SEX		
	10-13 YEARS	14-15 YEARS	16-19 YEARS	WHITE	BLACK	ASIAN	NATIVE AMERICAN	UNK.	MALES	FEMALES	
WITKOWSKI FGH	0.0	0.0	100.0	100.0	0.0	0.0	0.0	0.0	100.0	0.0	1
G. YOUNT FGH	25.0	25.0	50.0	100.0	0.0	0.0	0.0	0.0	75.0	25.0	4
PHILLIPS FGH	30.0	70.0	0.0	40.0	60.0	0.0	0.0	0.0	100.0	0.0	10
MCWHORTER FGH	22.2	66.7	11.1	44.4	55.6	0.0	0.0	0.0	88.9	11.1	9
WATSON FGH	33.3	66.7	0.0	33.3	66.7	0.0	0.0	0.0	100.0	0.0	9
RILLA WHITE GTH	11.1	81.5	7.4	40.7	59.3	0.0	0.0	0.0	0.0	100.0	27
WALKER FGH	33.3	66.7	0.0	33.3	66.7	0.0	0.0	0.0	100.0	0.0	3
SARDINAS FGH	60.0	40.0	0.0	40.0	60.0	0.0	0.0	0.0	80.0	20.0	5
TRULUCK FGH	50.0	50.0	0.0	25.0	75.0	0.0	0.0	0.0	100.0	0.0	4
PERSINGER FGH	0.0	100.0	0.0	100.0	0.0	0.0	0.0	0.0	100.0	0.0	2
PANAMA KEY FGH	0.0	52.3	47.7	77.3	22.7	0.0	0.0	0.0	100.0	0.0	44
FGH FB	0.0	80.0	20.0	0.0	100.0	0.0	0.0	0.0	100.0	0.0	5
SOUND CHOICES GTH	93.8	6.3	0.0	31.3	68.8	0.0	0.0	0.0	100.0	0.0	16
FAMILY ENRICHMENT GTH	63.5	32.7	3.8	40.4	59.6	0.0	0.0	0.0	73.1	26.9	52
HILLSBOROUGH GTH	96.4	3.6	0.0	25.0	75.0	0.0	0.0	0.0	100.0	0.0	28
ORANGE GTH	87.1	12.9	0.0	29.0	71.0	0.0	0.0	0.0	100.0	0.0	31
LAUREL OAKS GTH	71.4	28.6	0.0	14.3	85.7	0.0	0.0	0.0	100.0	0.0	14
ATC DUAL DIAGNOSIS GTH	0.0	48.6	51.4	73.0	27.0	0.0	0.0	0.0	100.0	0.0	37
SUNRISE GTH A	0.0	100.0	0.0	0.0	100.0	0.0	0.0	0.0	100.0	0.0	1
SUN RANCH	0.0	100.0	0.0	0.0	100.0	0.0	0.0	0.0	0.0	100.0	1
PALM BEACH GTH	81.8	18.2	0.0	27.3	72.7	0.0	0.0	0.0	100.0	0.0	22
BROWARD GTH	82.6	17.4	0.0	26.1	73.9	0.0	0.0	0.0	100.0	0.0	23
DADE GTH	65.4	34.6	0.0	34.6	65.4	0.0	0.0	0.0	100.0	0.0	26
VOLUSIA GTH	88.9	11.1	0.0	40.7	59.3	0.0	0.0	0.0	100.0	0.0	27
D1 AMI HOST HOME	0.0	33.3	66.7	66.7	33.3	0.0	0.0	0.0	66.7	33.3	3
D2 AMI HOST HOME 1	0.0	33.3	66.7	33.3	66.7	0.0	0.0	0.0	100.0	0.0	3
D2 AMI HOST HOME 2	0.0	100.0	0.0	100.0	0.0	0.0	0.0	0.0	0.0	100.0	1
D2 AMI HOST HOME 3	0.0	50.0	50.0	50.0	50.0	0.0	0.0	0.0	100.0	0.0	2
STEP I	1.4	39.1	59.5	56.3	43.3	0.0	0.0	0.5	100.0	0.0	215
STEP II	1.4	47.9	50.7	56.3	40.8	2.8	0.0	0.0	0.0	100.0	71
S FL STEP	0.0	59.8	40.2	60.8	39.2	0.0	0.0	0.0	100.0	0.0	102
BLACKWATER STOP	6.6	36.3	57.1	52.7	44.0	3.3	0.0	0.0	100.0	0.0	91
ALLIGATOR STOP	3.3	41.1	55.6	46.1	53.3	0.0	0.0	0.6	100.0	0.0	180
MYAKKA STOP	2.2	44.0	53.7	58.2	41.8	0.0	0.0	0.0	100.0	0.0	134
JONATHAN DICKINSON STOP	6.2	46.4	47.4	52.6	47.4	0.0	0.0	0.0	100.0	0.0	97
WILDERNESS CAMP	0.6	55.6	43.8	53.3	46.2	0.0	0.0	0.6	100.0	0.0	169
STATEWIDE	15.9	43.0	41.0	50.9	48.5	0.3	0.0	0.2	92.0	8.0	1,469

*(continued on next page)*

(Table 13-1 continued)

PROGRAM	# OF YOUTH SERVED	# OF CASES SERVED	# OF YOUTH RELEASED	AVG. DAILY POPULATION	AVG. LENGTH OF STAY (IN MONTHS)	AVG. AGE AT FIRST DELINQUENCY REFERRAL	AVG. AGE AT DISCHARGE
WITKOWSKI FGH	1	1	1	0.1	0.7	16.0	17.1
G. YOUNT FGH	7	7	7	1.8	3.1	13.0	16.0
PHILLIPS FGH	14	16	12	3.7	4.0	11.9	14.5
MCWHORTER FGH	12	13	10	2.3	2.8	11.8	14.8
WATSON FGH	12	12	5	1.6	2.9	11.4	14.0
RILLA WHITE GTH	31	31	14	3.5	2.5	13.0	15.2
WALKER FGH	6	6	4	1.3	3.9	9.9	14.7
SARDINAS FGH	7	8	5	1.4	3.1	11.2	13.3
TRULUCK FGH	6	6	5	0.5	1.2	11.6	13.7
PERSINGER FGH	2	5	2	0.2	0.6	11.6	15.0
PANAMA KEY FGH	52	55	49	5.8	1.5	13.2	16.2
FGH FB	5	5	2	0.4	1.7	11.3	15.8
SOUND CHOICES GTH	25	29	19	7.7	4.4	10.4	13.3
FAMILY ENRICHMENT GTH	79	85	60	24.3	5.4	11.0	14.3
HILLSBOROUGH GTH	34	34	20	6.0	3.8	10.6	13.6
ORANGE GTH	38	39	32	7.1	3.0	11.3	13.5
LAUREL OAKS GTH	20	22	17	5.2	3.7	10.3	14.3
ATC DUAL DIAGNOSIS GTH	37	41	36	33.3	4.0	13.6	16.6
SUNRISE GTH A	9	9	8	5.4	2.6	14.6	15.8
SUN RANCH	9	9	4	3.4	2.8	13.5	14.8
PALM BEACH GTH	26	37	21	5.6	2.7	10.6	13.5
BROWARD GTH	28	40	12	4.8	4.6	10.9	13.9
DADE GTH	28	36	18	4.4	3.7	11.4	13.8
VOLUSIA GTH	37	40	18	5.0	2.8	10.7	13.4
D1 AMI HOST HOME	4	4	2	0.6	3.5	14.1	17.2
D2 AMI HOST HOME 1	3	4	3	0.9	3.1	14.3	16.7
D2 AMI HOST HOME 2	2	2	2	0.9	5.3	14.9	16.0
D2 AMI HOST HOME 3	2	2	1	0.2	1.8	12.6	16.3
STEP I	216	216	209	16.3	1.0	13.8	16.3
STEP II	75	76	63	5.5	1.2	14.0	16.1
S FL STEP	112	112	109	7.3	0.9	13.1	15.9
BLACKWATER STOP	107	109	100	15.3	2.0	14.0	16.2
ALLIGATOR STOP	204	207	188	21.7	1.4	13.5	16.3
MYAKKA STOP	150	153	142	14.4	1.3	13.3	16.2
JONATHAN DICKINSON STOP	100	109	94	13.8	1.8	13.8	16.0
WILDERNESS CAMP	193	193	179	20.0	1.3	13.3	16.1
STATEWIDE	1,693	1,771	1,473	251.6	1.9	13.0	15.7

Source: Committed Youth Served, Average Daily Population and Number of Youth Released (CIS/FACTS Extract, February 1995, clients served during FY 1993-94); Average Length of Stay, Age, Sex, Race, Average Age at First Delinquency Referral, Average Age at Discharge and Total Released (CIS/FACTS, OE Extract, FY 1993-94, clients released during FY 1993-94).

There were 1,469 youth discharged from these programs during FY 1993-94. The average length of stay in the programs varied from 1.0 month for STEP programs to 4.0 months for group treatment homes with a statewide average of 1.9 months (ALOS is based on 1,473 youth released which was derived from a more recent data extract). The average age at the time of discharge was 15.7 years for all low risk residential community-based programs combined. However, youth released from group treatment homes were one-and-a-half years younger than youth served in other programs.

Ninety-two percent of the youth released during FY 1993-94 were male. Racially, minorities accounted for 48.8 percent of the group and whites 50.9 percent. The average age at first delinquency referral is



significantly younger for youth released from group treatment homes. On average, these youth were only 11.6 years at the time of their first referral. The statewide average is 13.0 years.

### Client History

Committing offenses by program are shown in Table 13-2. The most frequent committing offense for youth was a property felony (41.9 percent). The second most frequent was "other delinquency" (15.7 percent). Property misdemeanors accounted for 12.6 percent of committing offenses. The remaining categories each accounted for less than 30 percent of the youth.

**TABLE 13-2:**  
**LOW RISK RESIDENTIAL COMMITMENT PROGRAMS**  
**COMMITTING OFFENSE BY PROGRAM FOR FY 1993-94**

PROGRAM	FELONY PERSON		FELONY SEX OFFENSE		FELONY PROPERTY		OTHER FELONY		MISDEMEANOR PERSON		MISDEMEANOR PROPERTY		OTHER MISDEMEANOR		OTHER DELINQUENCY		TOTAL
	N	%	N	%	N	%	N	%	N	%	N	%	N	%	N	%	
WITKOWSKI FGH	0	0.0	0	0.0	0	0.0	0	0.0	0	0.0	0	0.0	0	0.0	1	100.0	1
G. YOUNT FGH	0	0.0	0	0.0	2	50.0	0	0.0	0	0.0	0	0.0	0	0.0	2	50.0	4
PHILLIPS FGH	3	30.0	1	10.0	3	30.0	0	0.0	1	10.0	1	10.0	1	10.0	0	0.0	10
MCWHORTER FGH	1	11.1	1	11.1	4	44.4	0	0.0	0	0.0	2	22.2	0	0.0	1	11.1	9
WATSON FGH	0	0.0	1	11.1	3	33.3	2	22.2	1	11.1	1	11.1	1	11.1	0	0.0	9
RILLA WHITE GTH	2	7.4	0	0.0	8	29.6	4	14.8	3	11.1	7	25.9	0	0.0	3	11.1	27
WALKER FGH	0	0.0	0	0.0	2	66.7	0	0.0	0	0.0	1	33.3	0	0.0	0	0.0	3
SARDINAS FGH	0	0.0	0	0.0	3	60.0	1	20.0	0	0.0	0	0.0	1	20.0	0	0.0	5
TRUJ UCK FGH	0	0.0	0	0.0	2	50.0	0	0.0	1	25.0	1	25.0	0	0.0	0	0.0	4
PERSINGER FGH	0	0.0	0	0.0	0	0.0	0	0.0	0	0.0	0	0.0	1	50.0	1	50.0	2
PANAMA KEY FGH	5	11.4	1	2.3	15	34.1	4	9.1	5	11.4	4	9.1	1	2.3	9	20.5	44
FGH FB	0	0.0	0	0.0	4	80.0	0	0.0	1	20.0	0	0.0	0	0.0	0	0.0	5
SOUND CHOICES GTH	5	31.3	0	0.0	7	43.8	1	6.3	2	12.5	0	0.0	0	0.0	1	6.3	16
FAMILY ENRICHMENT GTH	6	11.5	1	1.9	22	42.3	8	15.4	2	3.8	7	13.5	1	1.9	5	9.6	52
HILLSBOROUGH GTH	4	14.3	0	0.0	18	64.3	4	14.3	0	0.0	1	3.6	0	0.0	1	3.6	28
ORANGE GTH	2	6.5	5	16.1	10	32.3	5	16.1	0	0.0	1	3.2	1	3.2	7	22.6	31
LAUREL OAKS GTH	1	7.1	0	0.0	5	35.7	6	42.9	1	7.1	1	7.1	0	0.0	0	0.0	14
ATC DUAL DIAGNOSIS GTH	3	8.1	3	8.1	15	40.5	5	13.5	4	10.8	1	2.7	1	2.7	5	13.5	37
SUNRISE GTH A	0	0.0	0	0.0	0	0.0	0	0.0	1	100.0	0	0.0	0	0.0	0	0.0	1
SUN RANCH	0	0.0	0	0.0	1	100.0	0	0.0	0	0.0	0	0.0	0	0.0	0	0.0	1
PALM BEACH GTH	3	13.6	0	0.0	8	36.4	0	0.0	2	9.1	7	31.8	2	9.1	0	0.0	22
BROWARD GTH	4	17.4	2	8.7	13	56.5	1	4.3	0	0.0	2	8.7	1	4.3	0	0.0	23
DADE GTH	2	7.7	1	3.8	18	69.2	0	0.0	2	7.7	2	7.7	0	0.0	1	3.8	26
VOLUSIA GTH	1	3.7	0	0.0	8	29.6	7	25.9	3	11.1	3	11.1	1	3.7	4	14.8	27
D1 AMI HOST HOME	0	0.0	0	0.0	1	33.3	1	33.3	0	0.0	0	0.0	0	0.0	1	33.3	3
D2 AMI HOST HOME 1	0	0.0	0	0.0	1	33.3	0	0.0	0	0.0	0	0.0	1	33.3	1	33.3	3
D2 AMI HOST HOME 2	0	0.0	0	0.0	1	100.0	0	0.0	0	0.0	0	0.0	0	0.0	0	0.0	1
D2 AMI HOST HOME 3	0	0.0	0	0.0	1	50.0	0	0.0	0	0.0	0	0.0	0	0.0	1	50.0	2
STEP I	11	5.1	4	1.9	86	40.0	22	10.2	13	6.0	36	16.7	9	4.2	34	15.8	215
STEP II	4	5.6	0	0.0	21	29.6	4	5.6	6	8.5	15	21.1	2	2.8	19	26.8	71
S FL STEP	4	3.9	1	1.0	50	49.0	8	7.8	4	3.9	15	14.7	3	2.9	17	16.7	102
BLACKWATER STOP	2	2.2	1	1.1	39	42.9	8	8.8	5	5.5	18	19.8	4	4.4	14	15.4	91
ALLIGATOR STOP	14	7.8	4	2.2	69	38.3	12	6.7	15	8.3	20	11.1	6	3.3	40	22.2	180
MYAKKA STOP	16	11.9	0	0.0	54	40.3	13	9.7	12	9.0	11	8.2	8	6.0	20	14.9	134
JONATHAN DICKINSON STOP	4	4.1	0	0.0	55	56.7	9	9.3	3	3.1	8	8.2	2	2.1	16	16.5	97
WILDERNESS CAMP	13	7.7	2	1.2	67	39.6	21	12.4	9	5.3	20	11.8	11	6.5	26	15.4	169
STATEWIDE	110	7.5	28	1.9	616	41.9	146	9.9	96	6.5	185	12.6	58	3.9	230	15.7	1,469

Source: CIS/FACTS/TP3, OE Extract, FY 1993-94 (clients released during FY 1993-94)

Table 13-3 provides the average number of prior felony referrals and adjudications for each of the programs. A referral indicates that a youth has been charged with a delinquent offense, but is not necessarily evidence that the youth committed the offense charged. Determination of whether a law violation occurred is more accurately measured in Juvenile Justice data systems by whether there was an adjudication (or adjudication withheld) for the delinquent offense. Such a finding by the court is a clearer measure than a referral. Statewide, the average number of prior felony referrals for youth in low risk community-based residential programs was 5.6 with an average of 3.0 prior felony adjudications. Youth served in group treatment homes had the highest number of prior felony referrals (8.2) and the highest number of prior felony adjudications (4.5). Youth served in family group homes had an average of 3.7 prior felony referrals and 1.9 prior felony adjudications. Youth served in STOP camps had an average of 5.0 prior felony referrals and 2.7 prior felony adjudications. Youth served in STEP programs had an average of 3.1 prior felony referrals and prior felony adjudications (1.5).

**TABLE 13-3:**  
**LOW RISK RESIDENTIAL COMMITMENT PROGRAMS**  
**AVERAGE NUMBER OF PRIOR FELONY REFERRALS AND ADJUDICATIONS**  
**BY PROGRAM TYPE FOR FY 1993-94**

PROGRAM	AVG. NUMBER OF PRIOR FELONY REFERRALS	AVG. NUMBER OF PRIOR FELONY ADJUDICATIONS
WITKOWSKI FGH	2.0	1.0
G. YOUNT FGH	3.8	1.8
PHILLIPS FGH	2.9	2.1
MCWHORTER FGH	5.3	2.8
WATSON FGH	3.7	2.1
RILLA WHITE GTH	2.8	1.3
WALKER FGH	4.0	1.0
SARDINAS FGH	3.8	2.2
TRULUCK FGH	3.3	1.8
PERSINGER FGH	4.5	2.0
PANAMA KEY FGH	4.7	3.4
FGH FB	12.2	4.6
SOUND CHOICES GTH	6.5	5.0
FAMILY ENRICHMENT GTH	6.8	5.0
HILLSBOROUGH GTH	12.5	7.4
ORANGE GTH	6.5	2.8
LAUREL OAKS GTH	12.3	6.9
ATC DUAL DIAGNOSIS GTH	7.8	3.1
SUNRISE GTH A	6.0	3.0
SUN RANCH	5.0	3.0
PALM BEACH GTH	6.5	4.2
BROWARD GTH	14.1	7.8
DADE GTH	9.6	4.3
VOLUSIA GTH	4.6	1.9
D1 AMI HOST HOME	7.0	4.7
D2 AMI HOST HOME 1	7.3	3.7
D2 AMI HOST HOME 2	6.0	6.0
D2 AMI HOST HOME 3	3.0	1.0
STEP I	4.7	2.3
STEP II	1.5	0.7
S FL STEP	5.8	3.6
BLACKWATER STOP	4.6	2.9
ALLIGATOR STOP	4.4	2.2
MYAKKA STOP	5.3	2.9
JONATHAN DICKINSON STOP	5.9	3.0
WILDERNESS CAMP	6.3	3.3
STATEWIDE	5.6	3.0

*Source: CIS/FACTS Extract, February 1995 (clients released during FY 1993-94)*

Table 13-4 summarizes information on the type of admission by program. First commitments accounted for 68.5 percent of the admissions to low risk community-based Residential programs. Group treatment homes served the highest percentage of recommitments (20.3 percent) compared with the state average of 16.5 percent. Transfers accounted for 14.8 percent of the admissions in each of the programs.

**TABLE 13-4:**  
**LOW RISK RESIDENTIAL COMMITMENT PROGRAMS**  
**PERCENTAGE OF POPULATION BY TYPE OF ADMISSION**  
**FOR CLIENTS RELEASED DURING FY 1993-94**

PROGRAM	PERCENT				TOTAL RELEASED
	FIRST COMMITMENT	RECOMMITMENT	TRANSFERS IN	REVOCATION APPROVED	
WITKOWSKI FGH	100.0	0.0	0.0	0.0	1
G. YOUNT FGH	50.0	0.0	50.0	0.0	4
PHILLIPS FGH	80.0	10.0	10.0	0.0	10
MCWHORTER FGH	55.6	0.0	44.4	0.0	9
WATSON FGH	55.6	22.2	22.2	0.0	9
RILLA WHITE GTH	70.4	18.5	11.1	0.0	27
WALKER FGH	33.3	0.0	66.7	0.0	3
SARDINAS FGH	20.0	40.0	40.0	0.0	5
TRULUCK FGH	50.0	25.0	25.0	0.0	4
PERSINGER FGH	100.0	0.0	0.0	0.0	2
PANAMA KEY FGH	65.9	18.2	15.9	0.0	44
FGH FB	40.0	20.0	40.0	0.0	5
SOUND CHOICES GTH	81.3	12.5	6.3	0.0	16
FAMILY ENRICHMENT GTH	65.4	19.2	15.4	0.0	52
HILLSBOROUGH GTH	60.7	28.6	10.7	0.0	28
ORANGE GTH	67.7	29.0	3.2	0.0	31
LAUREL OAKS GTH	28.6	57.1	14.3	0.0	14
ATC DUAL DIAGNOSIS GTH	54.1	29.7	16.2	0.0	37
SUNRISE GTH A	100.0	0.0	0.0	0.0	1
SUN RANCH	0.0	100.0	0.0	0.0	1
PALM BEACH GTH	63.6	9.1	27.3	0.0	22
BROWARD GTH	69.6	17.4	13.0	0.0	23
DADE GTH	73.1	11.5	15.4	0.0	26
VOLUSIA GTH	70.4	11.1	18.5	0.0	27
D1 AMI HOST HOME	33.3	66.7	0.0	0.0	3
D2 AMI HOST HOME 1	100.0	0.0	0.0	0.0	3
D2 AMI HOST HOME 2	100.0	0.0	0.0	0.0	1
D2 AMI HOST HOME 3	50.0	50.0	0.0	0.0	2
STEP I	77.7	15.3	7.0	0.0	215
STEP II	74.6	7.0	18.3	0.0	71
S FL STEP	58.8	22.5	18.6	0.0	102
BLACKWATER STOP	74.7	6.6	16.5	2.2	91
ALLIGATOR STOP	68.3	16.7	15.0	0.0	180
MYAKKA STOP	56.7	14.9	28.4	0.0	134
JONATHAN DICKINSON STOP	76.3	21.6	2.1	0.0	97
WILDERNESS CAMP	73.4	12.4	14.2	0.0	169
STATEWIDE	68.5	16.5	14.8	0.1	1,469

Source: CIS/FACTS/TP3, OE Extract, FY 1993-94 (clients released during FY 1993-94)

## Outcome Measurement

### Outcome 1

#### **YOUTH PLACED IN LOW RISK RESIDENTIAL COMMUNITY-BASED COMMITMENT PROGRAMS WILL SUCCESSFULLY COMPLETE THE PROGRAM.**

**Definition:** Successful completion means youth released to post-residential aftercare/reentry supervision, honorably discharged, or transferred to a program with a lower restrictiveness level. Unsuccessful releases include transfers to programs with a higher restrictiveness level, recommitments and transfers to the adult system. Transfers to programs that have an equal restrictiveness level are not coded as successful or unsuccessful. They are presented as a separate category of releases.

- The overall successful completion rate for low risk residential community-based programs is 80.5 percent. Successful program completion rates by program are: 76.0 percent for family group homes; 46.0 percent for group treatment homes; 93.0 percent for STEP programs; and, 91.8 percent for STOP camps.

Table 13-5 provides the successful completion rates, unsuccessful releases, and rates of transfer to equally restrictive programs for each program type. Statewide, 80.5 percent of youth released from low risk residential community-based programs were successful completions. Statewide, 8.9 percent terminated unsuccessfully and 1.8 percent were transferred to programs which were equally restrictive. Group treatment homes show the greatest divergence from the other programs with 25.7 percent terminated unsuccessfully.

**TABLE 13-5:**  
**LOW RISK RESIDENTIAL COMMITMENT PROGRAMS**  
**TYPE OF RELEASE FOR CLIENTS RELEASED DURING FY 1993-94**

PROGRAM	N	PERCENT				
		SUCCESSFUL COMPLETIONS	UNSUCCESSFUL COMPLETIONS	TRANSFERS TO EQUALLY RESTRICTIVE PROGRAMS	TRANSFERS TO AN UNKNOWN PROGRAM	ALL OTHER RELEASE REASONS
WITKOWSKI FGH	1	0.0	0.0	100.0	0.0	0.0
G. YOUNT FGH	4	100.0	0.0	0.0	0.0	0.0
PHILLIPS FGH	10	90.0	0.0	0.0	0.0	10.0
MCWHORTER FGH	9	66.7	11.1	11.1	0.0	11.1
WATSON FGH	9	55.6	0.0	22.2	0.0	22.2
RILLA WHITE GTH	27	51.9	37.0	3.7	0.0	7.4
WALKER FGH	3	66.7	0.0	33.3	0.0	0.0
SARDINAS FGH	5	80.0	0.0	0.0	0.0	20.0
TRULUCK FGH	4	25.0	0.0	75.0	0.0	0.0
PERSINGER FGH	2	50.0	0.0	0.0	0.0	50.0
PANAMA KEY FGH	44	86.4	4.5	2.3	0.0	6.8
FGH FB	5	60.0	20.0	0.0	0.0	20.0
SOUND CHOICES GTH	16	50.0	25.0	0.0	0.0	25.0
FAMILY ENRICHMENT GTH	52	63.5	13.5	0.0	0.0	23.1
HILLSBOROUGH GTH	28	53.6	32.1	0.0	0.0	14.3
ORANGE GTH	31	71.0	9.7	3.2	0.0	16.1
LAUREL OAKS GTH	14	28.6	28.6	0.0	0.0	42.9
ATC DUAL DIAGNOSIS GTH	37	16.2	70.3	0.0	0.0	13.5
SUNRISE GTH A	1	0.0	100.0	0.0	0.0	0.0
SUN RANCH	1	0.0	100.0	0.0	0.0	0.0
PALM BEACH GTH	22	31.8	18.2	0.0	4.5	45.5
BROWARD GTH	23	17.4	26.1	0.0	0.0	56.5
DADE GTH	26	46.2	15.4	15.4	0.0	23.1
VOLUSIA GTH	27	55.6	0.0	7.4	0.0	37.0
D1 AMI HOST HOME	3	0.0	33.3	0.0	0.0	66.7
D2 AMI HOST HOME 1	3	33.3	33.3	0.0	0.0	33.3
D2 AMI HOST HOME 2	1	100.0	0.0	0.0	0.0	0.0
D2 AMI HOST HOME 3	2	0.0	0.0	50.0	0.0	50.0
STEP I	215	95.3	2.8	0.9	0.0	0.9
STEP II	71	85.9	4.2	0.0	0.0	9.9
S FL STEP	102	95.1	2.9	0.0	0.0	2.0
BLACKWATER STOP	91	87.9	7.7	0.0	2.2	2.2
ALLIGATOR STOP	180	97.2	0.6	0.0	0.0	2.2
MYAKKA STOP	134	91.8	4.5	0.0	0.0	3.7
JONATHAN DICKINSON STOP	97	85.6	5.2	1.0	0.0	8.2
WILDERNESS CAMP	169	84.6	8.9	3.6	0.0	3.0
STATEWIDE	1,469	80.5	8.9	1.8	0.2	8.6

Source: CIS/FACTS Extract, February 1995 (clients released during FY 1993-94) and CIS/FACTS/TP3, OE Extract, FY 1993-94 (clients released during FY 1993-94)

## Outcome 2

### **YOUTH RELEASED FROM LOW RISK RESIDENTIAL COMMUNITY-BASED COMMITMENT PROGRAMS WILL HAVE NO SUBSEQUENT LAW VIOLATIONS WITHIN ONE YEAR OF RELEASE.**

**Definition:** Many measures can be utilized as indications of recidivism, all related to subsequent law violations. A number of such measures are presented below. Re-referrals indicate that youth have been charged with another delinquent offense, but a subsequent referral is not necessarily evidence that the youth committed the offense charged. Determination of whether a subsequent law violation occurred is more accurately measured in Juvenile Justice data systems by whether there was an adjudication (or adjudication withheld) for one or more delinquent offenses following release. Such a finding by the court is a clearer measure than a subsequent referral. Adult felony convictions, for which youth were placed on adult probation or sentenced to adult prison, are also tabulated. A combined juvenile and adult felony conviction rate is also presented, as is a total of all juvenile adjudications and adult felony convictions. The operational definition of recidivism is, finally, the number of youth released from a program between January and June of 1993 who had been recommitted to Juvenile Justice, placed on adult probation or sent to prison within one year following release.

- Approximately 54.3 percent of youth released from low risk residential community-based programs were readjudicated within one year of release. Readjudication rates by program type were: STOP camps, 53.7 percent; STEP, 48.3 percent; group treatment homes, 70.4 percent; and, family group homes, 58.3 percent. Recidivism rates by program type were: STOP camps, 38.4 percent; STEP, 35.8 percent; group treatment homes, 66.7 percent; and, family group homes, 45.8 percent.

Table 13-6A represents the percentage of referrals which were received after a youth was released from a program. The total number of releases includes youth who were actually physically released from a program and those who were transferred to a program that was in a lower restrictiveness level. Those who were transferred directly to the Department of Corrections or a Juvenile Justice program that is in an equal or higher restrictiveness level are not included. Only youth released between January and June 1993 are included in this table. Tables 13-6B & 13-6C provide a comparison of readjudication and recidivism rates for the population studied.

**TABLE 13-6A:**  
**LOW RISK RESIDENTIAL COMMITMENT PROGRAMS**  
**JUVENILE JUSTICE RE-REFERRAL RATE**  
**FOR YOUTH RELEASED BETWEEN JANUARY AND JUNE 1993**

PROGRAM	TOTAL RELEASED	% RE-REFERRALS TO JUVENILE JUSTICE*							
		6 MONTHS				1 YEAR TOTAL			
		FELONY	MISD.	OTHER	TOTAL	FELONY	MISD.	OTHER	TOTAL
WITKOWSKI FGH	1	0.0	0.0	0.0	0.0	0.0	0.0	0.0	0.0
G. YOUNT FGH	1	0.0	0.0	0.0	0.0	0.0	0.0	0.0	0.0
PHILLIPS FGH	5	20.0	20.0	20.0	40.0	20.0	40.0	20.0	60.0
MCWHORTER FGH	2	50.0	50.0	50.0	50.0	50.0	50.0	50.0	50.0
WATSON FGH	3	33.3	33.3	33.3	33.3	66.7	66.7	66.7	100.0
PANAMA KEY FGH	11	54.5	36.4	0.0	72.7	63.6	54.5	0.0	90.9
FGH FB	1	0.0	0.0	0.0	0.0	0.0	0.0	0.0	0.0
SOUND CHOICES GTH	5	40.0	0.0	20.0	40.0	60.0	20.0	20.0	80.0
FAMILY ENRICHMENT GTH	8	100.0	75.0	25.0	100.0	100.0	75.0	25.0	100.0
HILLSBOROUGH GTH	8	50.0	12.5	37.5	62.5	75.0	25.0	37.5	87.5
ORANGE GTH	11	81.8	45.5	9.1	90.9	81.8	63.6	18.2	100.0
PALM BEACH GTH	5	40.0	40.0	20.0	80.0	60.0	60.0	20.0	80.0
BROWARD GTH	2	50.0	0.0	0.0	50.0	50.0	0.0	0.0	50.0
DADE GTH	8	50.0	50.0	12.5	87.5	62.5	50.0	12.5	87.5
VOLUSIA GTH	7	57.1	14.3	14.3	57.1	57.1	42.9	28.6	85.7
STEP I	85	37.6	30.6	18.8	60.0	55.3	42.4	31.8	75.3
STEP II	22	31.8	18.2	9.1	45.5	40.9	27.3	13.6	54.5
S. FLORIDA STEP	44	43.2	34.1	11.4	56.8	52.3	40.9	22.7	68.2
BLACKWATER STOP	50	48.0	26.0	16.0	62.0	56.0	48.0	16.0	74.0
ALLIGATOR STOP	58	31.0	29.3	25.9	50.0	46.6	39.7	37.9	70.7
MYAKKA STOP	64	48.4	32.8	20.3	60.9	67.2	43.8	34.4	81.3
JONATHAN DICKINSON STOP	44	29.5	20.5	6.8	45.5	50.0	29.5	20.5	65.9
WILDERNESS CAMP	61	41.0	36.1	13.1	62.3	62.3	50.8	19.7	80.3
STATEWIDE	506	41.9	30.2	16.4	58.5	56.7	42.7	25.5	74.9

Source: CIS/FACTS/TP1, OE Extract, FY 1993-94 (clients released between January and June 1993) and the Department of Corrections' FY 1993-94 probation and prison extract.

\* 6 Months Total and 1 Year Total columns contain unduplicated re-referral percentages.

**TABLE 13-6B:**  
**LOW RISK RESIDENTIAL COMMITMENT PROGRAMS**  
**JUVENILE JUSTICE AND ADULT SYSTEM SUBSEQUENT ADJUDICATION RATE**  
**FOR YOUTH RELEASED BETWEEN JANUARY AND JUNE 1993**

PROGRAM	TOTAL RELEASED	PERCENT SUBSEQUENT DELINQUENCY ADJUDICATIONS* (includes adjudications withheld)				ADULT SYSTEM FELONY CONVICTIONS AT 1 YEAR**		TOTAL PERCENT FELONY CONVICTIONS AT 1 YEAR**	TOTAL DELINQUENCY ADJUDICATIONS AND ADULT FELONY CONVICTIONS
		1 YEAR TOTAL				#	%		
		FELONY	MISD.	OTHER	TOTAL				
WITKOWSKI FGH	1	0.0	0.0	0.0	0.0	0	0.0	0.0	0.0
G. YOUNT FGH	1	0.0	0.0	0.0	0.0	0	0.0	0.0	0.0
PHILLIPS FGH	5	20.0	20.0	20.0	60.0	0	0.0	20.0	60.0
MCWHORTER FGH	2	50.0	50.0	50.0	50.0	0	0.0	50.0	50.0
WATSON FGH	3	33.3	0.0	66.7	66.7	0	0.0	33.3	66.7
PANAMA KEY FGH	11	36.4	27.3	0.0	54.5	2	18.2	54.5	72.7
FGH FB	1	0.0	0.0	0.0	0.0	0	0.0	0.0	0.0
SOUND CHOICES GTH	5	60.0	20.0	20.0	80.0	0	0.0	60.0	80.0
FAMILY ENRICHMENT GTH	8	75.0	62.5	25.0	87.5	0	0.0	75.0	87.5
HILLSBOROUGH GTH	8	62.5	12.5	25.0	62.5	1	12.5	75.0	75.0
ORANGE GTH	11	63.6	45.5	9.1	90.9	0	0.0	63.6	90.9
PALM BEACH GTH	5	60.0	40.0	0.0	80.0	0	0.0	60.0	80.0
BROWARD GTH	2	0.0	0.0	0.0	0.0	0	0.0	0.0	0.0
DADE GTH	8	25.0	25.0	12.5	37.5	0	0.0	25.0	37.5
VOLUSIA GTH	7	28.6	28.6	28.6	57.1	0	0.0	28.6	57.1
STEP I	85	27.1	18.8	20.0	41.2	9	10.6	37.6	51.8
STEP II	22	27.3	9.1	9.1	36.4	1	4.5	31.8	40.9
S. FLORIDA STEP	44	31.8	20.5	11.4	38.6	3	6.8	38.6	45.5
BLACKWATER STOP	50	24.0	22.0	14.0	38.0	3	6.0	30.0	44.0
ALLIGATOR STOP	58	20.7	17.2	29.3	44.8	6	10.3	31.0	55.2
MYAKKA STOP	64	45.3	28.1	26.6	59.4	3	4.7	50.0	64.1
JONATHAN DICKINSON STOP	44	31.8	13.6	11.4	40.9	3	6.8	38.6	47.7
WILDERNESS CAMP	61	29.5	21.3	16.4	44.3	7	11.5	41.0	55.7
STATEWIDE	506	32.2	21.3	18.4	46.8	38	7.5	39.7	54.3

Source: CIS/FACTS/TP1, OE Extract, FY 1993-94 (clients released between January and June 1993) and the Department of Corrections' FY 1993-94 probation and prison extract.

\* 1 Year Total columns contain unduplicated adjudication percentages, and youth with adult felony convictions are not included.

\*\* Only felony data is available from the Department of Corrections.



**TABLE 13-6C:**  
**LOW RISK RESIDENTIAL COMMITMENT PROGRAMS**  
**SUBSEQUENT COMMITMENTS INTO THE JUVENILE SYSTEM AND ADULT D.O.C.**  
**FOR YOUTH RELEASED BETWEEN JANUARY AND JUNE 1993**

PROGRAM	TOTAL RELEASED	% RECOMMITTED TO JUVENILE JUSTICE		% TO DEPARTMENT OF CORRECTIONS		UNDUPLICATED TOTAL RECIDIVISM (Juvenile Justice Reccommitment, Adult Probation or Prison)
		6 MONTHS	1 YEAR TOTAL	PROBATION AT 1 YEAR	PRISON AT 1 YEAR	
WITKOWSKI FGH	1	0.0	0.0	0.0	0.0	0.0
G. YOUNT FGH	1	0.0	0.0	0.0	0.0	0.0
PHILLIPS FGH	5	40.0	40.0	0.0	0.0	40.0
MCWHORTER FGH	2	50.0	50.0	0.0	0.0	50.0
WATSON FGH	3	33.3	66.7	0.0	0.0	66.7
PANAMA KEY FGH	11	36.4	36.4	0.0	18.2	54.5
FGH FB	1	0.0	0.0	0.0	0.0	0.0
SOUND CHOICES GTH	5	40.0	60.0	0.0	0.0	60.0
FAMILY ENRICHMENT GTH	8	100.0	100.0	0.0	0.0	100.0
HILLSBOROUGH GTH	8	37.5	62.5	0.0	12.5	75.0
ORANGE GTH	11	72.7	81.8	0.0	0.0	81.8
PALM BEACH GTH	5	60.0	80.0	0.0	0.0	80.0
BROWARD GTH	2	0.0	0.0	0.0	0.0	0.0
DADE GTH	8	37.5	37.5	0.0	0.0	37.5
VOLUSIA GTH	7	28.6	42.9	0.0	0.0	42.9
STEP I	85	20.0	29.4	5.9	4.7	40.0
STEP II	22	13.6	22.7	4.5	0.0	27.3
S. FLORIDA STEP	44	20.5	25.0	0.0	6.8	31.8
BLACKWATER STOP	50	26.0	28.0	2.0	4.0	34.0
ALLIGATOR STOP	58	27.6	31.0	10.3	0.0	41.4
MYAKKA STOP	64	21.9	35.9	1.6	3.1	40.6
JONATHAN DICKINSON STOP	44	20.5	29.5	2.3	4.5	36.4
WILDERNESS CAMP	61	27.9	39.3	6.6	4.9	50.8
STATEWIDE	506	26.7	35.0	3.8	3.8	42.5

Source: CIS/FACTS/TP1, OE Extract, FY 1993-94 (clients released between January and June 1993) and the Department of Corrections' FY 1993-94 probation and prison extract.

Prior outcome evaluation reports contained calculations of suppression effects as measures to compare the numbers of referrals and adjudications after a subject had left a program to those from before. The exclusion of key factors such as subsequent adult arrests raises concerns about the utility of such data. These measures do not take into account the fact that youth may be in an aftercare or reentry program following release. In addition, youth released from commitment programs are more likely to be recommitted or go into the adult system for subsequent offenses. This would tend to decrease numbers of subsequent offenses, if only because they were in confinement during part of the follow-up period. Because of concerns related to validity and meaning of the data, suppression measures are no longer included in this report.

### **Outcome 3**

Previously, it was not possible to escape from low risk residential programs, only to abscond. During FY 1993-94, statutory changes were made, which made it possible for a youth who left any residential program, without permission, to be charged with escape. The data for this fiscal year, though, was still being recorded as absconds. Table 13-8 provides number of youth served, number of absconds and number of youth absconded from these programs. Low risk residential commitment programs served 1,693 youth during FY 1993-94. Almost eight percent of those youth absconded from these programs with 165 absconds.

**TABLE 13-8:  
LOW RISK RESIDENTIAL COMMITMENT PROGRAMS  
NUMBER OF ABSCONDS AND YOUTH ABSCONDING  
FOR CLIENTS SERVED DURING FY 1993-94**

PROGRAM	# OF YOUTH SERVED	# OF ABSCONDS	# OF YOUTH ABSCONDED
WITKOWSKI FGH	1	0	0
G. YOUNT FGH	7	0	0
PHILLIPS FGH	14	1	1
MCWHORTER FGH	12	1	1
WATSON FGH	12	1	1
RILLA WHITE GTH	31	24	17
WALKER FGH	6	1	1
SARDINAS FGH	7	1	1
TRULUCK FGH	6	0	0
PERSINGER FGH	2	1	1
PANAMA KEY FGH	52	3	3
FGH FB	5	0	0
SOUND CHOICES GTH	25	1	1
FAMILY ENRICHMENT GTH	79	8	7
HILLSBOROUGH GTH	34	11	9
ORANGE GTH	38	4	4
LAUREL OAKS GTH	20	7	3
ATC DUAL DIAGNOSIS GTH	37	0	0
SUNRISE GTH A	9	0	0
SUN RANCH	9	2	1
PALM BEACH GTH	26	5	5
BROWARD GTH	28	15	10
DADE GTH	28	4	4
VOLUSIA GTH	37	14	10
D1 AMI HOST HOME	4	3	2
D2 AMI HOST HOME 1	3	0	0
D2 AMI HOST HOME 2	2	0	0
D2 AMI HOST HOME 3	2	0	0
STEP I	216	10	8
STEP II	75	10	7
S FL STEP	112	1	1
BLACKWATER STOP	107	7	7
ALLIGATOR STOP	204	10	9
MYAKKA STOP	150	5	5
JONATHAN DICKINSON STOP	100	8	8
WILDERNESS CAMP	193	7	7
<b>TOTAL</b>	<b>1,693</b>	<b>165</b>	<b>134</b>

Source: CIS/FACTS Extract, February 1995 (clients released during FY 1993-94)

## Program Cost

The total general revenue expenditures for low risk residential community-based programs amounted to \$7,368,502. The information in Table 13-9 summarizes cost by program type.

**TABLE 13-9:  
LOW RISK RESIDENTIAL COMMITMENT PROGRAMS  
TOTAL GENERAL REVENUE EXPENDITURES  
BY PROGRAM TYPE FOR FY 1993-94**

PROGRAM	TOTAL COST	# OF CASES SERVED	# OF RESIDENT DAYS	AVG. LENGTH OF STAY (IN DAYS)
WITKOWSKI FGH (see note 1)	\$36,579	1	22	22.0
G. YOUNT FGH (see note 1)		7	647	95.3
PHILLIPS FGH (see note 1)		16	1,341	123.3
MCWHORTER FGH (see note 2)	593,710	13	853	85.6
WATSON FGH (see note 2)		12	584	89.2
RILLA WHITE GTH (see note 2)		31	1,263	77.6
WALKER FGH (see note 2)		6	475	118.8
SARDINAS FGH (see note 2)		8	503	93.8
TRULUCK FGH (see note 2)		6	188	37.6
PERSINGER FGH (see note 2)		3	78	18.0
PANAMA KEY FGH	174,264	55	2,113	45.5
FGH FB	15,163	5	12	52.5
SOUND CHOICES GTH	240,674	29	2,817	133.4
FAMILY ENRICHMENT GTH	852,040	85	8,862	165.0
HILLSBOROUGH GTH	169,382	34	2,174	114.8
ORANGE GTH	278,339	39	2,600	91.9
LAUREL OAKS GTH	214,540	22	1,917	113.9
ATC DUAL DIAGNOSIS GTH (see note 3)		41	4,568	123.3
SUNRISE GTH A	N/A	9	731	79.6
SUN RANCH	N/A	9	469	86.3
PALM BEACH GTH	397,408	37	2,054	82.4
BROWARD GTH	242,701	40	1,738	139.4
DADE GTH	203,758	36	1,624	113.9
VOLUSIA GTH	175,977	40	1,832	84.8
D1 AMI HOST HOME	N/A	4	212	106.0
D2 AMI HOST HOME 1 (see note 4)	44,804	4	329	94.3
D2 AMI HOST HOME 2 (see note 4)		2	324	162.0
D2 AMI HOST HOME 3 (see note 4)		2	55	55.0
STEP I (see note 5)	661,891	216	5,941	29.7
STEP II (see note 5)		76	2,016	35.1
S FL STEP	212,751	112	2,650	27.4
BLACKWATER STOP	517,603	109	5,603	59.6
ALLIGATOR STOP	665,006	207	7,938	43.7
MYAKKA STOP	590,674	153	5,272	38.4
JONATHAN DICKINSON STOP	468,038	109	5,046	54.3
WILDERNESS CAMP	613,200	193	7,290	40.7
<b>TOTAL</b>	<b>\$7,368,502</b>	<b>1,771</b>	<b>82,141</b>	<b>57.3</b>

Source: SAMAS, FY 1993-94.

Note 1: Expenditures in SAMAS could not be broken out from those attributed to Witkowski Family Group Home.

Note 2: Expenditures in SAMAS could not be broken out from those attributed to Rilla White Group Treatment Home.

Note 3: Expenditures in SAMAS could not be broken out from those attributed to the Level 6, ATC Dual Diagnosis Program.

Note 4: Expenditures in SAMAS for the three District 2 AMI Host Homes could not be broken out separately.

Note 5: Expenditures in SAMAS for the three STEP programs could not be broken out separately.

## **Program Effectiveness**

Successful program completion, recidivism and seriousness of offending patterns are the key effectiveness measures used to assess the outcomes of community-based commitment programs.

The successful completion rate for low risk residential programs was 80.5 percent. Approximately 93 percent of the youth from STEP programs successfully completed the program. STOP camps successfully terminated 91.8 percent of youth. Family group homes report a successful completion rate of 76 percent and only 46 percent of youth released from group treatment homes terminated successfully.

The readjudication and recidivism rates for STOP camps were 53.7 percent and 38.4 percent within one year of release. Family group homes had readjudication and recidivism rates at 58.3 percent and 45.8 percent, respectively, while group treatment homes were 70.4 percent and 66.7 percent. STEP programs had the lowest readjudication and recidivism rates at 48.3 percent and 35.8 percent respectively.

While differences exist between the low risk residential community-based programs in terms of outcomes for youth served, it is probable that these differences emerge primarily because the programs are serving different groups of youth. The exact nature of the differences in their relationship to outcomes deserves further study.

**TABLE 13-R**  
**LOW RISK RESIDENTIAL COMMITMENT PROGRAMS**  
**RECOMMENDATION UPDATE**

Recommendation in 1993 Outcome Evaluation	Progress in FY 1993-94	1994 Report Recommendation
<p><b>Program Maintenance</b></p> <p>The new Department of Juvenile Justice should explore the procedures for placing youth in these different program types and consider if youth are being placed according to need.</p> <p>Further examination should be conducted into the placement of individuals in level four (Low Risk Residential). The high probability that an offender committed a felony as either their most serious prior or committing offense raises concerns about the appropriateness of assigning them to a minimum security facility.</p>	<p>Placement in low risk residential programs are currently based on assessments of risk to public safety and the needs of the offender.</p>	<p><b>Program Maintenance</b></p> <p>Placements should continue to be based primarily on the assessment of risk to public safety.</p>

## **CHAPTER 13 APPENDIX**

**DISTRICT 1**  
**AMI Host Home**

**PROGRAM DESCRIPTION:**

**Address:** 121 East Government Street  
Pensacola, Florida 32590

**Telephone:** (904) 492-0708

**Restrictiveness Level:** 4

**Intended ALOS:** 3 months

**Capacity:** 3

**Aftercare Services Provided?:** No

**Eligibility Criteria:**

Committed males or females from the Associated Marine Institute programs. Youth must be appropriate for level 2 and non-aggressive.

**Services and Treatment Offered:**

Youth stay in the host home for five nights a week during which they attend the Marine Institute. On the weekends youth go back to their community homes. All the services offered by the AMI are received by these clients during the day.

**DISTRICT 2**  
**AMI Host Home 1**

**PROGRAM DESCRIPTION:**

**Address:** P.O. Box 268  
Panama City, Florida 32402-0268

**Telephone:** (904) 872-4715  
SC 777-4715

**Fax:** (904) 785-4286

**Restrictiveness Level:** 4

**Intended ALOS:** 3 months

**Capacity:** 1

**Aftercare Services Provided?:** No

**Eligibility Criteria:**

Committed males or females from the Associated Marine Institute programs. Youth must be appropriate for level 2 and non-aggressive.

**Services and Treatment Offered:**

Youth stay in the host home for five nights a week during which they attend the Marine Institute. On the weekends youth go back to their community homes. All the services offered by the AMI are received by these clients during the day.

**DISTRICT 2**  
**AMI Host Home 2**

**PROGRAM DESCRIPTION:**

**Address:** P.O. Box 268  
Panama City, Florida 32401

**Telephone:** (904) 872-4715  
SC 777-4715

**Fax:** (904) 785-4286

**Restrictiveness Level:** 4

**Intended ALOS:** 3 months

**Capacity:** 1

**Aftercare Services Provided?:** No

**Eligibility Criteria:**

Committed males or females from the Associated Marine Institute programs. Youth must be appropriate for level 2 and non-aggressive.

**Services and Treatment Offered:**

Youth stay in the host home for five nights a week during which they attend the Marine Institute. On the weekends youth go back to their community homes. All the services offered by the AMI are received by these clients during the day.

**DISTRICT 2**  
**AMI Host Home 3**

**PROGRAM DESCRIPTION:**

**Address:** P.O. Box 268  
Panama City, Florida 32401

**Telephone:** (904)872-4715  
SC 777-4715

**Fax:** (904) 785-4286

**Restrictiveness Level:** 4

**Intended ALOS:** 3 months

**Capacity:** 1

**Aftercare Services Provided?:** No

**Eligibility Criteria:**

Committed males or females from the Associated Marine Institute programs. Youth must be appropriate for level 2 and non-aggressive

**Services and Treatment Offered:**

Youth stay in the host home for five nights a week during which they attend the Marine Institute. On the weekends youth go back to their community homes. All the services offered by the AMI are received by these clients during the day.



**DISTRICT 3**  
**G. Yount Family Group Home**

**PROGRAM DESCRIPTION:**

**Address:** Route # 4, Box 514  
Hawthorne, Florida 32640

**Telephone:** (904) 481-9371

**Restrictiveness Level:** 4

**Intended ALOS:** 3 months

**Capacity:** 2

**Aftercare Services Provided?:** No

**Eligibility Criteria**

Priority consideration is given to youth, 14 years old or younger, who have not been previously committed. However, other youth with comparable emotional maturity levels and relatively minor offense histories may also be considered.

**Services and Treatment Offered:**

Services provided include group sessions, individualized treatment plans, education and work in the community, activities, parental encouragement, parent and family counseling, and family preservation and support services. Resource closed during the fiscal year and not re-opened.

**DISTRICT 3**  
**Witkowski Family Group Home**

**PROGRAM DESCRIPTION:**

**Address:** Rt. 1 Box 300  
Raiford, Florida 32083

**Telephone:** (904) 431-1290  
SC 821-3020

**Fax:** (904) 431-1293

**Restrictiveness Level:** 4

**Intended ALOS:** 4 months

**Capacity:** 1

**Aftercare Services Provided?:** Yes

**Eligibility Criteria:**

Priority consideration is given to youth, 14 years old or younger, who have not been previously committed. However, other youth with comparable emotional maturity levels and relatively minor offense histories may also be considered.

**Services and Treatment Offered:**

Services provided include group sessions, individualized treatment plans, education and work in the community, activities, parental encouragement, parent and family counseling, and family preservation and support services.

**DISTRICT 3**  
**Phillips Family Group Home**

**PROGRAM DESCRIPTION:**

**Address:** Route # 1, Box 260  
Hawthorne, Florida 32640

**Telephone:** (904) 375-1119

**Restrictiveness Level:** 4

**Intended ALOS:** 4 months

**Capacity:** 4

**Aftercare Services Provided?:** Yes

**Eligibility Criteria:**

Priority consideration is given to youth, 14 years old or younger, who have not been previously committed. However, other youth with comparable emotional maturity levels and relatively minor offense histories may also be considered.

**Services and Treatment Offered:**

Services provided include group sessions, individualized treatment plans, education and work in the community, activities, parental encouragement, parent and family counseling, and family preservation and support services.

**DISTRICT 4**  
**Watson Family Group Home**

**PROGRAM DESCRIPTION:**

**Address:** 3049 Second Circle  
Jacksonville, Florida 32254

**Telephone:**

**Restrictiveness Level:** 4

**Intended ALOS:** 4 months

**Capacity:** 2

**Aftercare Services Provided?:** Yes

**Eligibility Criteria:**

Priority consideration is given to youth, 14 years old or younger, who have not been previously committed. However, other youth with comparable emotional maturity levels and relatively minor offense histories may also be considered.

**Services and Treatment Offered:**

Services provided include group sessions, individualized treatment plans, education and work in the community, activities, parental encouragement, parent and family counseling, and family preservation and support services.

**DISTRICT 4**  
**McWhorter Family Group Home**

**PROGRAM DESCRIPTION:**

**Address:** 1654 Lisa Dawn  
Middleburg, Florida 32068

**Telephone:** (904) 276-4783

**Restrictiveness Level:** 4

**Intended ALOS:** 4 months

**Capacity:** 3

**Aftercare Services Provided?:** Yes

**Eligibility Criteria:**

Priority consideration is given to youth, 14 years old or younger, who have not been previously committed. However, other youth with comparable emotional maturity levels and relatively minor offense histories may also be considered.

**Services and Treatment Offered:**

Services provided include group sessions, individualized treatment plans, education and work in the community, activities, parental encouragement, parent and family counseling, and family preservation and support services.

**DISTRICT 4**  
**Walker Family Group Home**

**PROGRAM DESCRIPTION:**

**Address:** 5955 JFK Drive North  
Jacksonville, Florida 32219

**Telephone:** (904) 765-3609

**Restrictiveness Level:** 4

**Intended ALOS:** 4 months

**Capacity:** 3

**Aftercare Services Provided?:** No

**Eligibility Criteria:**

Priority consideration is given to youth, 14 years old or younger, who have not been previously committed. However, other youth with comparable emotional maturity levels and relatively minor offense histories may also be considered.

**Services and Treatment Offered:**

Services provided include group sessions, individualized treatment plans, education and work in the community, activities, parental encouragement, parent and family counseling, and family preservation and support services.

**DISTRICT 4**  
**Truluck Family Group Home**

**PROGRAM DESCRIPTION:**

**Address:** 884 Hawkins Avenue  
Orange Park, Florida 32065

**Telephone:** (904) 272-3460

**Restrictiveness Level:** 4

**Intended ALOS:** 4 months

**Capacity:** 2

**Aftercare Services Provided?:** No

**Eligibility Criteria:**

Priority consideration is given to youth, 14 years old or younger, who have not been previously committed. However, other youth with comparable emotional maturity levels and relatively minor offense histories may also be considered.

**Services and Treatment Offered:**

Services provided include group sessions, individualized treatment plans, education and work in the community, activities, parental encouragement, parent and family counseling, and family preservation and support services.

**DISTRICT 4**  
**Sardinas Family Group Home**

**PROGRAM DESCRIPTION:**

**Address:** Post Office Box 425  
Hastings, Florida 32145

**Telephone:** (904) 692-2018

**Restrictiveness Level:** 4

**Intended ALOS:** 4 months

**Capacity:** 3

**Aftercare Services Provided:** No

**Eligibility Criteria:**

Priority consideration is given to youth, 14 years old or younger, who have not been previously committed. However, other youth with comparable emotional maturity levels and relatively minor offense histories may also be considered.

**Services and Treatment Offered:**

Services provided include group sessions, individualized treatment plans, education and work in the community, activities, parental encouragement, parent and family counseling, and family preservation and support services.

**DISTRICT 4**  
**Persinger Family Group Home**

**PROGRAM DESCRIPTION:**

**Address:** 400 Taylor Avenue  
Orange Park, Florida 32065

**Telephone:** (904) 272-0574

**Fax:** (904) 272-6274

**Restrictiveness Level:** 4

**Intended ALOS:** 4 months

**Capacity:** 2

**Aftercare Services Provided?:** No

**Eligibility Criteria:**

Priority consideration is given to youth, 14 years old or younger, who have not been previously committed. However, other youth with comparable emotional maturity levels and relatively minor offense histories may also be considered.

**Services and Treatment Offered:**

Priority consideration is given to youth, 14 years old or younger, who have not been previously committed. However, other youth with comparable emotional maturity levels and relatively minor offense histories may also be considered.

**DISTRICT 11**  
**Family Group Home FB**

**PROGRAM DESCRIPTION:**

**Address:** 6210 N.W. 27th Avenue  
Miami, Florida 33147

**Telephone:**

**Restrictiveness Level:** 4

**Intended ALOS:** 3 months

**Capacity:** 6

**Aftercare Services Provided?:** No

**Eligibility Criteria:**

Priority consideration is given to youth, 14 years old or younger, who have not been previously committed. However, other youth with comparable emotional maturity levels and relatively minor offense histories may also be considered.

**Services and Treatment Offered:**

Services provided include group sessions, individualized treatment plans, education and work in the community, activities, parental encouragement, parent and family counseling, and family preservation and support services. Resource closed during the fiscal year and not re-opened.

**DISTRICT 5**  
**Panama Key Island Family Group Home**

**PROGRAM DESCRIPTION:**

**Address:** 3101 Gulf Blvd.  
St. Petersburg Beach, Florida 33706

**Telephone:**

**Restrictiveness Level:** 4

**Intended ALOS:** 30-60 days

**Capacity:** 8

**Aftercare Services Provided?:** Yes

**Eligibility Criteria:**

Committed males, ages 14-18, are accepted in this residential program.

**Services and Treatment Offered:**

This is a Residential Marine Institute Program for the West Community Commitment service area. The program is located on an island with an average 5 months in non residential aftercare step-down program.

**DISTRICT 1**  
**Sound Choices Group Treatment Home**

**PROGRAM DESCRIPTION:**

**Address:** 7450 Pine Forest Road  
Pensacola, Florida 32526

**Telephone:** (904) 944-1237

**Fax:** (904) 944-4147

**Restrictiveness Level:** 4

**Intended ALOS:** 6 months

**Capacity:** 9

**Aftercare Services Provided?:** Yes

**Eligibility Criteria:**

Priority consideration is given to youth, 14 years old or younger, who have not been previously committed. However, other youth with comparable emotional maturity levels and relatively minor offense histories may also be considered.

**Services and Treatment Offered:**

Services provided include group sessions, individualized treatment plans, education and work in the community, activities, parental encouragement, parent and family counseling, and family preservation and support services.

**DISTRICT 4**

**The Henry and Rilla White Foundation, Inc.  
Group Treatment Home and Family Group  
Treatment Home Program**

**PROGRAM DESCRIPTION:**

**Address:** 6112 Arlington Road  
Jacksonville, Florida 32211

**Telephone:** (904) 745-3060  
SC 882-3060

**Fax:** (904) 745-3066

**Restrictiveness Level:** 4

**Intended ALOS:** 6 months

**Capacity:** 22

**Aftercare Services Provided?:** No

**Eligibility Criteria:**

Priority consideration is given to youth, 14 years old or younger, who have not been previously committed. However, other youth with comparable emotional maturity levels and relatively minor offense histories may also be considered.

**Services and Treatment Offered:**

Services provided include group sessions, individualized treatment plans, education and work in the community, activities, parental encouragement, parent and family counseling, and family preservation and support services. Medical and dental services are also provided.

**DISTRICT 5**

**Family Enrichment Group Treatment Home**

**PROGRAM DESCRIPTION:**

**Address:** 2901 First Avenue North  
St. Petersburg, Florida 33713

**Telephone:** (813) 323-8500

**Fax:** (813) 321-2133

**Restrictiveness Level:** 4

**Intended ALOS:** 6 months

**Capacity:** 28

**Aftercare Services Provided?:** No

**Eligibility Criteria:**

Committed males, ages 12-14, as well as, committed females, ages 14-15, are accepted. The program is aimed at youth committed for second degree misdemeanor to first degree felony offenses.

**Services and Treatment Offered:**

Clients stay in single family homes located in the community. School is provided in the community for all educational needs. There is a strong emphasis on family counseling aimed at integrating the child back into the community.

**DISTRICT 6**  
**Hillsborough Group Treatment Home**

**PROGRAM DESCRIPTION:**

**Address:** 6612 Stark Road  
Seffner, FL 33584

**Telephone:** (813) 621-6051  
**Fax:** (813) 623-1773

**Restrictiveness Level:** 4

**Intended ALOS:** 3-6 months

**Capacity:** 7

**Aftercare Services Provided?:** No

**Eligibility Criteria:**

Priority consideration is given to youth, 14 years old or younger, who have not been previously committed. However, other youth with comparable emotional maturity levels and relatively minor offense histories may also be considered.

**Services and Treatment Offered:**

Hillsborough Group Treatment Home provides a homelike and family atmosphere. Reality therapy is the primary method of treatment. The Hillsborough County School System provides on-site educational services. Mental health and drug counseling services are provided by contract agencies.

**DISTRICT 7**  
**ATC Dual Diagnosed Group Treatment Home**

**PROGRAM DESCRIPTION:**

**Address:** 689 Sea Harbor Drive  
Orlando, Florida 32821

**Telephone:** (407) 858-6130  
**Fax:** (407) 858-6134

**Restrictiveness Level:** 4

**Intended ALOS:** 3 months

**Capacity:** 15

**Aftercare Services Provided?:** No

**Eligibility Criteria:**

Priority consideration is given to youth, 14 years old or younger, who have not been previously committed. However, other youth with comparable emotional maturity levels and relatively minor offense histories may also be considered.

**Services and Treatment Offered:**

Services provided include group sessions, individualized treatment plans, education and work in the community, activities, parental encouragement, parent and family counseling, and family preservation and support services. Resource closed during the fiscal year and not re-opened.



**DISTRICT 7**  
**Laurel Oaks Group Treatment Home**

**PROGRAM DESCRIPTION:**

**Address:** 7500 Silver Star Road  
Building 6  
Orlando, Florida 32818

**Telephone:** (407) 297-2070  
**Fax:** (407) 877-3189

**Restrictiveness Level:** 4

**Intended ALOS:** 4-6 months

**Capacity:** 14

**Aftercare Services Provided?:** No

**Eligibility Criteria:**

Male chronic offenders ages 10-14 years old. The program caters to youth who have committed offenses after absconding or running away from other less restrictive programs.

**Services and Treatment Offered:**

The program services offered include, but are not limited to, education, vocational education, individual, group, and family counseling, mental health overlay services, community services, drug education and counseling, employment experiences, and structured recreational and leisure activities.

**DISTRICT 7**  
**Sun Ranch Group Treatment Home**

**PROGRAM DESCRIPTION:**

**Address:** 1605 Santos Street  
Palm Bay, Florida 32909

**Telephone:** (407) 725-8533  
**Fax:** (407) 631-5717

**Restrictiveness Level:** 4

**Intended ALOS:** 6 months

**Capacity:** 8

**Aftercare Services Provided?:**

90 day aftercare is provided through the program.

**Eligibility Criteria:**

Priority consideration is given to females 12-15 years of age who have not been previously committed. However, other youth with comparable emotional maturity levels and relatively minor offense histories may also be considered.

**Services and Treatment Offered:**

Individual and group counseling under the supervision of group home staff is provided. Treatment is characterized by what may be seen as nightly family get together, where the youth discuss specific personal problems, daily problems faced at home, at school and the community. Public school and alternative placement is available, as well as, Chapter 1 tutoring services, assessments for mental health performance goals, psychological and psychiatric evaluations, individual and family counseling, and spectrum services, including drug abuse and awareness counseling.

**DISTRICT 7**  
**Sunrise Group Treatment Home**

**PROGRAM DESCRIPTION:**

**Address:** 9 Stone Street  
Cocoa, Florida 32922

**Telephone:** (407) 632-8700  
**Fax:** (407) 631-4717

**Restrictiveness Level:** 4

**Intended ALOS:** 6 months

**Capacity:** 8

**Aftercare Services Provided?:** Yes

**Eligibility Criteria:**

Males age 12-15 Priority consideration is given to youth, 15 years old or younger, who have not been previously committed. However, other youth with comparable emotional or maturity levels and relatively minor offense histories may also be considered.

**Services and Treatment Offered:**

Services provided include group sessions, individualized treatment plans, education and work in the community, activities, parental encouragement, parent and family counseling, and family preservation and support services.

**DISTRICT 7**  
**Orange Group Treatment Home**

**PROGRAM DESCRIPTION:**

**Address:** 7500 Silver Star Road  
Building 8  
Orlando, Florida 32818

**Telephone:** (407) 297-2060  
SC 326-2060

**Fax:** (407) 297-2022

**Restrictiveness Level:** 4

**Intended ALOS:** 4-6 months

**Capacity:** 7

**Aftercare Services Provided?:** No

**Eligibility Criteria:**

Priority consideration is given to youth, 14 years old or younger, who have not been previously committed. However, other youth with comparable emotional maturity levels and relatively minor offense histories may also be considered.

**Services and Treatment Offered:**

Daily group sessions for treatment and behavior management purposes are conducted. Individual and group counseling by mental health and drug treatment overlay staff is available. It is an on-site educational program. There are frequent educational, recreational, and entertainment outings. There is a boy scout troop that allows for periodic camping trips, as well as, life skills and appropriate social behavior training.

**DISTRICT 9**  
**Palm Beach Group Treatment Home**

**PROGRAM DESCRIPTION:**

**Address:** 1117 W. Lantana Road  
Cottages 15 and 16  
Lantana, Florida 33462

**Telephone:** (407) 540-1210

**Restrictiveness Level:** 4

**Intended ALOS:** 4 months

**Capacity:** 7

**Aftercare Services Provided?:** No

**Eligibility Criteria:**

Priority consideration is given to youth, 14 years old or younger, who have not been previously committed. However, other youth with comparable emotional maturity levels and relatively minor offense histories may also be considered.

**Services and Treatment Offered:**

This small community based program offers counseling and educational serviced in a homelike environment. Community recreational activities are also provided.

**DISTRICT 10**  
**Broward Group Treatment Home**

**PROGRAM DESCRIPTION:**

**Address:** 4781 S.W. 108th Avenue  
Ft. Lauderdale, Florida 33328

**Telephone:** (305) 434-2626

**Fax:** (305) 768-1990

**Restrictiveness Level:** 4

**Intended ALOS:** 6 months

**Capacity:** 7

**Aftercare Services Provided?:** No

**Eligibility Criteria:**

Priority consideration is given to youth, 14 years old or younger, who have not been previously committed. However, other youth with comparable emotional maturity levels and relatively minor offense histories may also be considered.

**Services and Treatment Offered:**

Individual and group counseling under the supervision of group home staff is provided. Treatment is characterized by what may be seen as nightly family get together, where the youth discuss specific personal problems, daily problems faced at home, at school and the community. Public school and alternative placement is available, as well as, Chapter 1 tutoring services, assessments for mental health performance goals, psychological and psychiatric evaluations, individual and family counseling, and spectrum services, including drug abuse and awareness counseling.

**DISTRICT 11**  
**Dade Group Treatment Home**

**PROGRAM DESCRIPTION:**

**Address:** 25345 S.W. 197th Avenue  
Homestead, Florida 33031

**Telephone:** (305) 246-6333  
**Fax:** (305) 246-7620

**Restrictiveness Level:** 4

**Intended ALOS:** 6 months

**Capacity:** 7

**Aftercare Services Provided?:** No

**Eligibility Criteria:**

Priority consideration is given to youth, 14 years old or younger, who have not been previously committed. However, other youth with comparable emotional maturity levels and relatively minor offense histories may also be considered.

**Services and Treatment Offered:**

Services provided include group sessions, individualized treatment plans, education and work in the community, activities, parental encouragement, parent and family counseling, and family preservation and support services. Medical and dental services are also provided.

**DISTRICT 12**  
**Volusia Group Treatment Home**

**PROGRAM DESCRIPTION:**

**Address:** 536 Cedar Avenue  
Holly Hill, Florida 32117

**Telephone:** (904) 254-3713  
SC 380-3713  
**Fax:** (904) 238-4789

**Restrictiveness Level:** 4

**Intended ALOS:** 3-6 months

**Capacity:** 7

**Aftercare Services Provided?:** No

**Eligibility Criteria:**

Priority consideration is given to youth, 14 years old or younger, who have not been previously committed. However, other youth with comparable emotional maturity levels and relatively minor offense histories may also be considered.

**Services and Treatment Offered:**

Services provided include group sessions, individualized treatment plans, education and work in the community, activities, parental encouragement, parent and family counseling, and family preservation and support services.

**DISTRICT 1**  
**Blackwater STOP Camp**

**PROGRAM DESCRIPTION:**

**Address:** 2451 Stop Camp Road  
Milton, Florida 32570

**Telephone:** (904) 957-4117  
SC 671-4020

**Fax:** (904) 957-4099

**Restrictiveness Level:** 4

**Intended ALOS:** 45 days

**Capacity:** 18

**Aftercare Services Provided?:** No

**Eligibility Criteria:**

Committed males 14-18 years old. Clients must be non-violent, in good health, and not on psychotropic medication.

**Services and Treatment Offered:**

This is a short term, low risk residential program that operates in conjunction with the State Department of Agriculture in the Blackwater State Forest. A rigorous outdoor work program is maintained for youth at various sites within the State Forest. Youth work during the day and attend school at night. The school program is administered by the Santa Rosa County School System.

**DISTRICT 3**  
**Alligator Creek STOP Camp**

**PROGRAM DESCRIPTION:**

**Address:** P.O. Box 689  
Raiford, Florida 32083

**Telephone:** (904) 964-1581  
SC 863-1581

**Fax:** (904) 964-2479

**Restrictiveness Level:** 4

**Intended ALOS:** 45 days

**Capacity:** 24

**Aftercare Services Provided?:** No

**Eligibility Criteria:**

Committed males 14-18 years old. Clients must be non-violent, in good health, and not on psychotropic medication.

**Services and Treatment Offered:**

Alligator Creek STOP Camp is a wilderness work camp located on forest lands adjacent to the state prison in Raiford. Youth in the program go to school each morning and work on individual academic studies. A Chapter One reading program is available for students whose literacy level is below the average for their age. In the afternoon youth perform various work projects, yard maintenance, furniture moves, and other projects. On the weekends youth clean the camp and participate in recreational activities or field trips.

**DISTRICT 8**  
**Myakka STOP Camp**

**PROGRAM DESCRIPTION:**

**Address:** 13220 State Road 72  
Sarasota, Florida 34241

**Telephone:** (813) 361-6526  
SC 549-6526

**Fax:** (813) 361-6296  
SC 549-6296

**Restrictiveness Level:** 4

**Intended ALOS:** 45 days

**Capacity:** 18

**Aftercare Services Provided?:** No

**Eligibility Criteria:**

Committed males 14-18 years old. Clients must be non-violent, in good health, and not on psychotropic medication. First commitments and minor offenders are preferred, however, recommitments and transfers from other programs are accepted.

**Services and Treatment Offered:**

Myakka STOP Camp is located in Myakka State Park in Sarasota County. Behavioral changes are sought through a combination of outdoor work, counseling, recreational and educational programming. Projects include nature trail construction, controlled burning, fence repair and general maintenance. Educational services are provided by the Sarasota County School District at the campsite. Efforts are made to integrate the work project activities into the educational curriculum. Mental health and substance abuse overlay services are granted through a provider in the community.

**DISTRICT 9**  
**Jonathan Dickinson STOP Camp**

**PROGRAM DESCRIPTION:**

**Address:** 16450 Southeast Federal  
Highway  
Hobe Sound, Florida 33455

**Telephone:** (407) 546-3900  
SC 221-5630

**Fax:** (407) 546-3203

**Restrictiveness Level:** 4

**Intended ALOS:** 60 days

**Capacity:** 18

**Aftercare Services Provided?:** No

**Eligibility Criteria:**

Committed males 14-18 years old. Clients must be non-violent, in good health, and not on psychotropic medication.

**Services and Treatment Offered:**

This is a low risk, residential commitment program. It provides a work/wilderness experience in a state park which offers hard physical work, and is designed to maintain and improve the natural wilderness environment. It also gives the youth knowledge and appreciation for the great outdoors. Overlay services provide drug and alcohol abuse counseling.

**DISTRICT 4  
STEP 1**

**PROGRAM DESCRIPTION:**

**Address:** 3108 Bell River Estates Road  
Yulee, Florida 32097

**Telephone:** (904) 277-7293  
SC 848-7290

**Fax:** (904) 277-7295  
SC 848-7295

**Restrictiveness Level:** 4

**Intended ALOS:** 35 days

**Capacity:** 12

**Aftercare Services Provided?:** No

**Eligibility Criteria:**

Males, ages 14-17, who have committed a second degree felony or less and can participate in a demanding 35 day wilderness program are accepted. Youth must not be afraid of water, must not pose a suicide risk, and must not be overtly aggressive. Youths with a pattern of assaultive behaviors are excluded.

**Services and Treatment Offered:**

The STEP program emphasizes self discipline, team building, and problem solving through wilderness expeditions. The program contains a demanding ropes course, physical exercises, environmental education, individual and group counseling, group initiatives, and community service. A base camp component is also available at the site for student participation. Students can earn school credit for their participation in the Outward Bound course.

**DISTRICT 4  
STEP 2**

**PROGRAM DESCRIPTION:**

**Address:** 3108 Bell River Estates Road  
Yulee, Florida 32097

**Telephone:** (904) 277-7293  
SC 848-7290

**Fax:** (904) 277-7295  
SC 848-7295

**Restrictiveness Level:** 4

**Intended ALOS:** 35 days

**Capacity:** 12

**Aftercare Services Provided?:** No

**Eligibility Criteria:**

Females, ages 14-17, who have committed a second degree felony or less and can participate in a demanding 35 day wilderness program are accepted. Youth must not be afraid of water, must not pose a suicide risk, and must not be overtly aggressive. Youths with a pattern of assaultive behaviors are excluded.

**Services and Treatment Offered:**

The STEP program emphasizes self discipline, team building, and problem solving through wilderness expeditions. The program contains a demanding ropes course, physical exercises, environmental education, individual and group counseling, group initiatives, and community service. A base camp component is also available at the site for student participation. Students can earn school credit for their participation in the Outward Bound course.

**DISTRICT 6**  
**South Florida STEP**

**PROGRAM DESCRIPTION:**

**Address:** Route # 1, Box 569  
Myakka City, Florida 34251

**Telephone:** (813) 322-1500  
SC 552-7080

**Fax:** (813) 322-1422  
SC 552-7082

**Restrictiveness Level:** 4

**Intended ALOS:** 28 days

**Capacity:** 12

**Aftercare Services Provided?:** No

**Eligibility Criteria:**

Males, ages 14-17, who have committed a second degree felony or less and can participate in a demanding 28 day wilderness program are accepted. Youth must not be afraid of water, must not pose a suicide risk, and must not be overtly aggressive. Youths with a pattern of aggressive behaviors are excluded.

**Services and Treatment Offered:**

The STEP program emphasizes self discipline, team building, and problem solving through wilderness expeditions. The program contains a demanding ropes course, physical exercises, environmental education, individual and group counseling, group initiatives, and community service. A base camp component is also available at the site for student participation. Students can earn school credit for their participation in the Outward Bound course.

**DISTRICT 6**  
**Wilderness Camp**

**PROGRAM DESCRIPTION:**

**Address:** Rt. 1 Box 569  
Myakka City, Florida 34251

**Telephone:** (813) 322-1500  
SC 552-7080

**Fax:** (813) 322-1422 (call first)  
SC 552-7082

**Restrictiveness Level:** 4

**Intended ALOS:** 3 months

**Capacity:** 28

**Aftercare Services Provided?:** No

**Eligibility Criteria:**

Committed males ages 14-18. Clients must be able to work and exercise. Excluded are youth on psychotropic medication, youth diagnosed as psychotic, or assaultive youth. Prefer commitments for third degree felonies and clients on their first or second commitment, or transfers from non-residential program.

**Services and Treatment Offered:**

This is one of the Outward Bound wilderness camps with stress oriented experiential therapy. Youth receive individual, group, and reality therapy. Youth enter the program in groups of ten. There is 24 hour awake supervision. The camp emphasizes community service as a treatment modality.





## **14. MODERATE RISK RESIDENTIAL COMMUNITY-BASED COMMITMENT PROGRAMS**

### **Program Description**

Residential community-based commitment programs provide structured environments for youth committed to the department and includes appropriate levels of treatment, supervision, education and discipline. The programs are designed to address each youth's needs and ensure successful reentry into the community.

A variety of programs have been established which offer youth multiple services. While all provide residential services designed to meet individual needs, the programs can be very different. Eligibility criteria vary, limiting acceptance to specific age groups and types of offenses. Residential care is provided in urban settings such as ATC Dual Diagnosis Halfway House and rural settings such as wilderness campsites. The emphasis of some programs is on individual, family and group counseling while others focus on building self-esteem and social skills through recreational and work activities. The length of stay varies depending on the program type.

Performance contracting is used to clearly define requirements for release from delinquency commitment programs. The contract is negotiated when the youth enters the commitment program and release is dependent upon completion of the agreement. This is designed to prepare youth for transition to their home community and ensure accountability of the youth and of the program.

Residential placement of all committed youth is coordinated and arranged by district commitment managers in the 15 districts. Ideally, a district commitment manager chairs a multi-disciplinary staffing for each youth being considered for commitment. If the district commitment manager decides to recommend the commitment of youth during the staffing, the staffing committee recommends the most appropriate programs and restrictiveness levels for placement based on the assessed needs of the youth which is presented to the court. If the youth is committed, the judge then court orders the specific restrictiveness level. The Department is required to select a specific program within the restrictiveness level where the youth will be placed.

**Targeted Youth:** Youth classified for this level of placement represent a moderate risk to public safety. The majority of these youth have generally committed serious property offenses and their offending is characterized by frequent and repeated violations. A smaller number of these youth have committed more serious crimes against persons and may be appropriate for placement in programs of moderate risk rather than high risk, if commitment history so indicates.

Youth placed in moderate risk programs may have had a prior placement in a lower restrictiveness level or may have at least one prior felony commitment. Committing offenses for

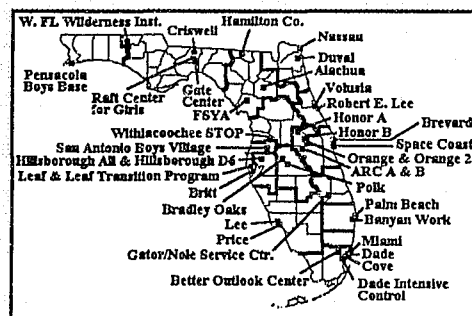
youth in the moderate risk level are generally second and third degree felonies. Youth with more serious committing offenses coupled with minor offending histories may be appropriate for placement. Youth with less serious committing offenses in concert with chronic offending histories may also be appropriate for placement in the moderate risk restrictiveness level.

Resources in this restrictiveness level are designed for youth who require close supervision but do not need placement in facilities that are staff or physically secure. Programs provide 24 hour awake supervision and include, but are not limited to, the following: Halfway Houses, START Centers, dual diagnosis programs, wilderness programs and Eckerd Challenge Programs. Also designated as moderate risk programs are local non-Juvenile Justice residential programs that serve committed delinquent youth, Eckerd Wilderness Camp Programs and ADM programs that serve committed youth. For a detailed description of each level 6 program see the appendix at the end of this chapter.

**Halfway Houses.** State operated and contracted Halfway Houses provide a structured, residential environment for 20-28 committed youth. There are 39 Halfway Houses located around the state. Two programs serve female offenders. Youth from 14 to 18 years of age who have been convicted of a felony or first degree misdemeanor can be placed in a Halfway

House following court commitment. The Florida School for Youth Achievement (which was closed and served its last clients at the beginning of FY 1993-94), San Antonio Boys Village, Gator/Nole Service Center, Dade Intensive Control and the Withlacoochee STOP program are now grouped with halfway houses.

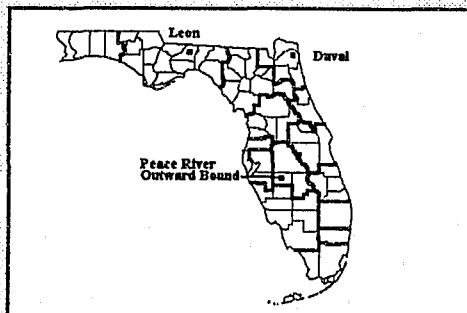
Each Halfway House program uses the resources available in the community to enhance its own services and give the residents an opportunity for interaction outside the confines of the Halfway House. Residents are involved in an intensive, responsibility oriented program geared toward helping them lead more socially acceptable lives. Individualized assessments are conducted and performance contracts written shortly after the youth enters the program. Resident meetings are conducted by group leaders. Clinical social workers, provide individual counseling to facilitate a more successful adjustment at home after release, as well as to improve peer relationships and social interaction skills.



**(Halfway Houses continued)**

Students may attend school at the facility, but placements at public schools, community colleges or vocational schools are encouraged and arranged when appropriate. Other residents may be employed in the community or involved in volunteer work projects.

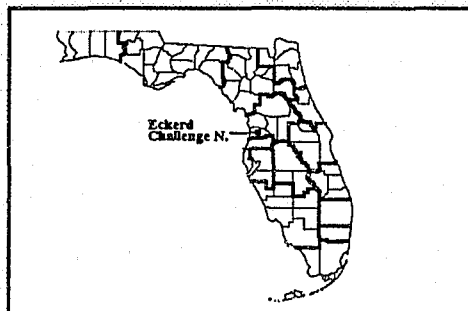
**Short-Term Adolescent Rehabilitation Treatment (START) Centers.** START Centers are residential programs for younger, committed juvenile offenders. The programs provide structured residential environments which offer opportunities for personal growth, social development and learning responsible behavior.



Three START Centers are currently in operation: Leon START Center in Tallahassee, Duval START Center in Jacksonville and Peace River Outward Bound (formally DeSoto START) in Arcadia. The Leon and Duval programs are operated by the department. Peace River Outward Bound is operated by Hurricane Outward Bound Inc. under contract with the Department. Each center houses approximately 24 youth. Youth 13 years of age or younger are preferred for placement at the Leon and Duval Centers. Immature 14 year olds may also be considered on a case-by-case basis. The youth must have been committed for a felony or first degree misdemeanor.

START Centers provide a variety of treatment activities through staff and peer interaction, individual and group counseling and a structured program of activities. An assessment is conducted following the youth's admission and is used to develop a performance contract. The youth participate in education programs conducted by the public school system, either in the START Center or in the community. Parental involvement is encouraged. Peace River Outward Bound provides a stress-oriented, short-term, intensive residential program based on the Outward Bound philosophy which operates in a wilderness setting.

**Eckerd Youth Challenge North Program.** The Eckerd Youth Challenge North Program is located in District 13 in Brooksville. The 30-bed site is located in an isolated, rural setting, designed to create a camp-like environment. Additionally, Challenge North operates a 30-slot reentry component. This program opened in October 1989.



The programs serve male delinquents, ages 14 years and older. The programs provide

**(Eckerd Youth Challenge North continued)**

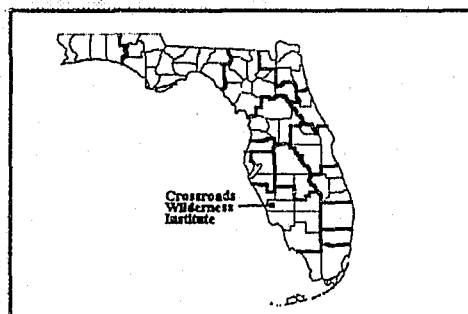
opportunities for youth to take more effective control of their lives, to live within the law and to be successfully re-integrated in their home communities. The programs are committed to the following objectives:

- To provide a residential experience during which youth will engage in activities and receive services designed to strengthen self-esteem, pro-social behavior, basic academic skills and interpersonal problem-solving abilities.
- To provide an aftercare experience during which youth will be provided post-residential contact designed to reinforce benefits derived from the residential phase; to support youth as they apply newly acquired skills, attitudes and values in their communities; and to assist youth in identifying and acquiring needed community resources.

Overall, the Challenge Programs endorse seven primary strategies designed to rehabilitate and re-educate delinquent youth: (1) the development of positive quality relationships; (2) family involvement; (3) "Challenge" activities designed to be high-impact, high-interest and high-adventure; (4) discipline; (5) clinical services designed to meet individual needs; (6) education services; and (7) aftercare services.

**Crossroads Wilderness Institute.**

Crossroads Wilderness Institute is a residential program operated by the Associated Marine Institutes, Inc. The program is located in an isolated rural setting in District 8. The Crossroads Program provides housing and 24-hour care for 30 committed youth.

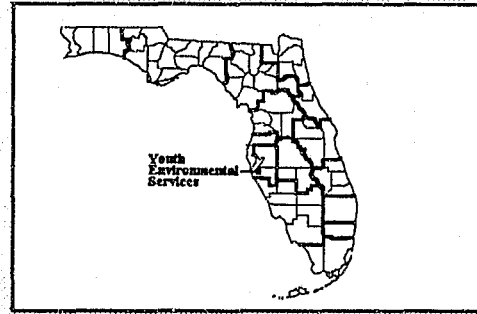


Admissions are restricted to committed youth who are 14 to 18 years of age and youth who are physically able to participate in program activities. Commitments for a felony offense are preferred although first degree misdemeanants are accepted when there is a history of prior offenses which resulted in residential commitment.

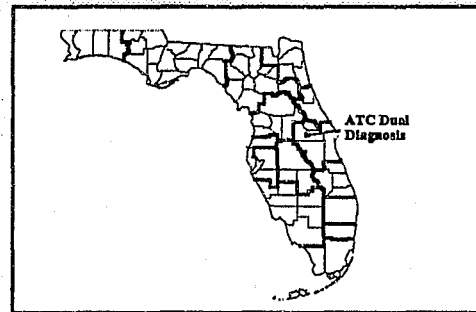
The youth are involved in a program of classroom instruction as well as participatory training in CPR, first aid, aquatics, seamanship, scuba diving and other related skills. Overnight trips help to reinforce skills learned in the classroom. Individualized treatment plans are developed through comprehensive assessments of the youth's needs. Specific behavioral, educational, and vocational objectives are prescribed. Through the structured program experiences and the counseling and case management activities of the program staff, participants are provided the opportunity to develop the skills and habits necessary to function in their home communities. Reentry services are provided to aid the youth in the transition to their home communities.

**Youth Environmental Services.** The Youth Environmental Services halfway house is a contracted program serving youth between the ages of 15 and 18. Youth are involved in work projects through ELAPP (Environmental Lands Acquisition and Protection Program). The program was created through an interlocal agreement in order to provide services for the maintenance and restoration

of property acquired through ELAPP. Youth spend 5 to 6 hours a day in a variety of work projects including land clearing, planting native vegetation, removing non-native vegetation, and maintenance. The length of stay is between 3 and 6 months, with aftercare being provided by the Department of Juvenile Justice reentry workers. Educational services are provided by the contract provider, Associated Marine Institute. The program is located in southern Hillsborough County on the Little Manatee River. Offense admission criteria is the same as any other moderate risk level residential program. Mature 14 years olds may be considered for admission based on mitigating or aggravating circumstances.



**ATC Dual Diagnosis -** The ATC Dual Diagnosis halfway house serves youth between the ages of 14 and 18 years of age, exhibiting substance abuse or mental health concerns, in addition to their delinquency issues. Services include individual, group and family counseling provided through wrap around ADM services. The program is located at Laurel Oaks Hospital in Orlando.



The length of stay is normally four months with aftercare services being provided by SAFE programs. Admissions is limited the catchment to District 7 youth only. Currentiy, Alcohol, Drug, and Mental Health Services funds 8 beds while the Department of Juvenile Justice funds 44 beds.

### Population Profile

A total of 4,555 youth were served in moderate risk residential community-based programs during FY 1993-94. Seventy percent of those served were placed in halfway houses. Table 14-1 presents age groupings, race, sex, number of youth released, number of youth served, number of cases served, average daily population, average length of stay, average age at first delinquency referral and average age at discharge for each program type.

**TABLE 14-1: MODERATE RISK RESIDENTIAL COMMUNITY-BASED  
COMMITMENT PROGRAMS POPULATION PROFILE FOR FY 1993-94**

PROGRAM	PERCENT										TOTAL RELEASED
	AGE			RACE					SEX		
	10-13 YEARS	14-15 YEARS	16-19 YEARS	WHITE	BLACK	ASIAN	NATIVE AMERICAN	UNK.	MALES	FEMALES	
PENSACOLA BOYS BASE	5.9	47.5	46.5	45.5	51.5	3.0	0.0	0.0	100.0	0.0	101
CRISWELL HWH	33.3	33.3	33.3	0.0	100.0	0.0	0.0	0.0	100.0	0.0	3
RAFT CENTER FOR GIRLS	6.5	45.2	48.4	45.2	54.8	0.0	0.0	0.0	0.0	100.0	31
W. FL. WILDERNESS INST.	3.2	48.4	48.4	41.9	58.1	0.0	0.0	0.0	100.0	0.0	31
GATE CENTER	42.9	42.9	14.3	42.9	57.1	0.0	0.0	0.0	100.0	0.0	14
ALACHUA HWH	9.8	46.7	43.5	43.5	55.4	1.1	0.0	0.0	0.0	100.0	92
FL SCHOOL FOR YOUTH ACHIEVEMENT	9.7	51.6	38.7	45.2	51.6	3.2	0.0	0.0	0.0	100.0	31
HAMILTON CO. HWH	15.4	38.5	46.2	61.5	38.5	0.0	0.0	0.0	100.0	0.0	13
DUVAL HWH	0.8	43.4	55.8	43.4	55.8	0.0	0.8	0.0	100.0	0.0	129
NASSAU HWH	2.5	40.0	57.5	62.5	35.0	0.0	0.0	2.5	100.0	0.0	40
BRITT HWH	4.4	47.4	48.2	50.0	50.0	0.0	0.0	0.0	100.0	0.0	114
LEAF HWH	0.0	50.0	50.0	53.3	43.3	3.3	0.0	0.0	0.0	100.0	30
LEAF TRANSITION PROGRAM	0.0	0.0	100.0	40.0	60.0	0.0	0.0	0.0	0.0	100.0	5
SAN ANTONIO BOYS VILLAGE	19.7	48.5	31.8	66.7	31.8	1.5	0.0	0.0	100.0	0.0	66
HILLSBOROUGH ALL HWH	1.3	55.3	43.4	48.7	51.3	0.0	0.0	0.0	100.0	0.0	76
HILLSBOROUGH D6 HWH	0.0	4.9	95.1	56.1	43.9	0.0	0.0	0.0	100.0	0.0	41
BREVARD HWH	12.8	50.5	36.7	43.1	56.9	0.0	0.0	0.0	0.0	100.0	109
ORANGE HWH	16.3	23.3	60.5	51.2	48.8	0.0	0.0	0.0	100.0	0.0	43
ORANGE HWH2	0.0	36.8	63.2	47.4	52.6	0.0	0.0	0.0	100.0	0.0	19
HONOR HWH A	3.8	43.4	52.8	9.4	90.6	0.0	0.0	0.0	100.0	0.0	53
HONOR HWH B	0.0	0.0	100.0	28.1	71.9	0.0	0.0	0.0	100.0	0.0	32
ARC HWH A	3.1	46.9	50.0	46.9	53.1	0.0	0.0	0.0	100.0	0.0	32
ARC HWH B	0.0	50.0	50.0	29.2	70.8	0.0	0.0	0.0	100.0	0.0	24
SPACE COAST MARINE INST.	0.0	73.1	26.9	17.3	82.7	0.0	0.0	0.0	100.0	0.0	52
BRADLEY OAKS HWH	0.0	50.9	49.1	54.7	43.4	0.0	1.9	0.0	100.0	0.0	53
LEE HWH	0.0	33.3	66.7	66.7	33.3	0.0	0.0	0.0	100.0	0.0	3
PRICE HWH	3.3	50.0	46.7	48.9	50.0	1.1	0.0	0.0	100.0	0.0	92
PALM BEACH HWH	6.0	60.7	33.3	44.0	56.0	0.0	0.0	0.0	100.0	0.0	84
BANYAN WORK HWH	0.0	17.2	82.8	55.2	44.8	0.0	0.0	0.0	100.0	0.0	29
MIAMI HWH	1.9	52.4	45.6	36.9	63.1	0.0	0.0	0.0	100.0	0.0	103
DADE HWH	0.0	40.4	59.6	23.4	76.6	0.0	0.0	0.0	100.0	0.0	47
BETTER OUTLOOK CENTER HWH	3.7	48.8	47.6	20.7	79.3	0.0	0.0	0.0	100.0	0.0	82
COVE HWH	5.9	35.3	58.8	47.1	52.9	0.0	0.0	0.0	0.0	100.0	17
DADE INTENSIVE CONTROL	0.0	53.8	46.2	25.3	73.6	0.0	0.0	1.1	100.0	0.0	91
VOLUSIA HWH	0.7	31.4	67.9	56.4	43.6	0.0	0.0	0.0	100.0	0.0	140
ROBERT E. LEE HWH	0.0	33.3	66.7	57.6	42.4	0.0	0.0	0.0	100.0	0.0	33
WITHLACOCHEE STOP	2.5	33.3	64.2	48.3	50.8	0.0	0.0	0.8	100.0	0.0	120
POLK HWH	6.1	51.8	42.1	45.6	54.4	0.0	0.0	0.0	100.0	0.0	114
GATOR/NOLE SERVICE CENTER	5.2	48.3	46.6	37.9	62.1	0.0	0.0	0.0	100.0	0.0	116
DRUG ALCOHOL ADOLESCENT REHAB. TRTMNT.	5.0	55.0	40.0	70.0	30.0	0.0	0.0	0.0	80.0	20.0	40
LOCAL RESIDENTIAL D2	22.9	45.7	31.4	77.1	22.9	0.0	0.0	0.0	85.7	14.3	35
LOCAL RESIDENTIAL D3	12.5	47.9	39.6	83.3	16.7	0.0	0.0	0.0	77.1	22.9	48
LOCAL RESIDENTIAL D4	7.5	47.2	45.3	77.4	22.6	0.0	0.0	0.0	86.8	13.2	53
LOCAL RESIDENTIAL D5	14.9	46.8	38.3	74.5	23.4	0.0	2.1	0.0	83.0	17.0	47
LOCAL RESIDENTIAL D6	0.0	14.3	85.7	71.4	28.6	0.0	0.0	0.0	85.7	14.3	7
DRUG RESIDENTIAL FD	3.3	40.0	56.7	93.3	6.7	0.0	0.0	0.0	83.3	16.7	30
LOCAL RESIDENTIAL D7	20.0	20.0	60.0	40.0	60.0	0.0	0.0	0.0	100.0	0.0	5
GROVE CO. DRUG TREATMENT	4.8	57.1	38.1	52.4	47.6	0.0	0.0	0.0	71.4	28.6	21
LOCAL RESIDENTIAL D8	10.7	46.4	42.9	89.3	10.7	0.0	0.0	0.0	85.7	14.3	56
LOCAL RESIDENTIAL D9	6.4	44.7	48.9	68.1	29.8	2.1	0.0	0.0	85.1	14.9	47
LOCAL RESIDENTIAL D10	13.3	30.0	56.7	30.0	70.0	0.0	0.0	0.0	96.7	3.3	60
LOCAL RESIDENTIAL D11	8.5	52.5	39.0	54.2	45.8	0.0	0.0	0.0	96.6	3.4	59
LOCAL RESIDENTIAL D15	0.0	0.0	100.0	100.0	0.0	0.0	0.0	0.0	100.0	0.0	1
LEON START	46.8	50.0	3.2	35.5	62.9	1.6	0.0	0.0	100.0	0.0	62
DUVAL START	32.2	65.6	2.2	33.3	66.7	0.0	0.0	0.0	100.0	0.0	90
PEACE RIVER OUTWARD BOUND	81.2	18.8	0.0	41.2	58.8	0.0	0.0	0.0	100.0	0.0	85
YOUTH ENVIRONMENTAL SVCS	0.0	50.0	50.0	25.0	75.0	0.0	0.0	0.0	100.0	0.0	4
CROSSROADS WILDERNESS	1.5	47.1	51.5	64.7	35.3	0.0	0.0	0.0	100.0	0.0	68
ECKERD CHALLENGE NORTH	4.7	36.0	59.3	54.7	45.3	0.0	0.0	0.0	100.0	0.0	86
ATC DUAL DIAGNOSIS	4.3	39.1	56.5	56.5	43.5	0.0	0.0	0.0	100.0	0.0	23
STATEWIDE	9.0	44.6	46.3	47.8	51.7	0.3	0.1	0.1	98.1	11.9	3,232

(continued on next page)

(Table 14-1 continued)

PROGRAM	# OF YOUTH SERVED	# OF CASES SERVED	# OF YOUTH RELEASED	AVG. DAILY POPULATION	AVG. LENGTH OF STAY (IN MONTHS)	AVG. AGE AT FIRST DELINQUENCY REFERRAL	AVG. AGE AT DISCHARGE
PENSACOLA BOYS BASE	130	159	98	22.8	2.7	13.1	16.1
CRISWELL HWH*	3	3	0	0.0	N/A	10.1	16.3
RAFT CENTER FOR GIRLS	46	55	20	6.0	3.0	13.8	16.1
W. FL. WILDERNESS INST.	57	67	50	20.1	5.0	13.6	16.5
GATE CENTER	28	36	13	19.0	2.3	10.9	14.4
ALACHUA HWH	121	144	74	20.6	2.7	13.4	16.1
FSYA	32	34	24	11.7	3.1	13.2	15.8
HAMILTON CO. HWH	36	37	31	17.6	2.7	13.8	15.8
DUVAL HWH	182	201	95	24.7	2.8	13.3	16.6
NASSAU HWH	49	50	41	9.3	3.2	13.6	16.5
BRITT HWH	158	167	100	24.1	3.3	12.8	16.3
LEAF HWH	44	52	17	5.9	2.2	13.0	16.4
LEAF TRANSITION PROGRAM	12	12	8	1.9	2.2	12.9	16.8
SAN ANTONIO BOYS VILLAGE	87	96	62	21.2	4.2	12.0	15.8
HILLSBOROUGH ALL HWH	104	108	70	19.0	3.6	12.6	16.3
HILLSBOROUGH D6 HWH	55	57	41	9.2	3.7	13.1	17.4
BREVARD HWH	135	145	69	19.1	3.1	13.3	16.2
ORANGE HWH	68	72	43	12.1	3.6	12.7	16.3
ORANGE HWH2	20	20	18	7.3	3.5	13.4	16.9
HONOR HWH A	79	83	64	16.3	3.5	12.4	16.3
HONOR HWH B	42	45	29	10.7	4.3	14.2	17.5
ARC HWH A	60	64	39	17.7	3.4	13.8	16.4
ARC HWH B	46	50	33	17.0	4.3	12.5	16.7
SPACE COAST MARINE INST.	69	83	68	21.3	5.1	12.6	15.7
BRADLEY OAKS HWH	83	92	50	17.3	3.5	12.7	16.4
LEE HWH	13	16	11	8.0	2.3	14.3	16.3
PRICE HWH	118	131	102	24.2	3.0	12.7	16.3
PALM BEACH HWH	103	128	71	16.0	2.6	12.3	15.9
BANYAN WORK HWH	53	63	37	27.7	3.4	13.3	17.3
MIAMI HWH	147	162	62	16.2	2.4	13.0	16.3
DADE HWH	49	51	16	2.7	2.9	13.0	17.0
BETTER OUTLOOK CENTER HWH	147	167	39	17.6	3.6	12.9	16.3
COVE HWH	38	41	20	6.6	2.2	14.0	16.7
DADE INTENSIVE CONTROL	108	126	53	10.6	2.0	13.0	16.2
VOLUSIA HWH	171	219	107	23.5	2.6	13.2	16.7
ROBERT E. LEE HWH	53	60	19	8.0	3.4	12.7	16.7
WITHLACOOCHEE STOP	148	162	132	20.5	1.9	13.4	16.5
POLK HWH	148	152	96	23.6	3.3	12.8	16.3
GATOR/NOLE SERVICE CENTER	135	172	113	27.2	2.7	12.6	16.1
DAART	56	66	32	12.5	4.4	13.4	16.1
LOCAL RESIDENTIAL D2	53	63	21	14.2	6.7	13.1	15.8
LOCAL RESIDENTIAL D3	64	68	47	25.4	9.8	13.1	16.4
LOCAL RESIDENTIAL D4	71	79	37	13.0	7.4	13.4	16.5
LOCAL RESIDENTIAL D5	61	64	32	16.0	6.7	12.9	16.1
LOCAL RESIDENTIAL D6	37	39	5	8.3	5.7	14.3	17.6
DRUG RESIDENTIAL FD	44	46	27	9.4	6.0	13.2	16.5
LOCAL RESIDENTIAL D7	11	12	7	4.0	14.8	12.6	17.2
GROVE CO. DRUG TREATMENT	45	47	34	10.5	3.2	13.5	16.1
LOCAL RESIDENTIAL D8	85	91	72	27.7	5.6	13.2	16.2
LOCAL RESIDENTIAL D9	78	84	47	24.6	6.2	12.9	16.4
LOCAL RESIDENTIAL D10	90	112	47	10.4	4.9	13.1	16.3
LOCAL RESIDENTIAL D11	90	99	47	3.2	12.1	12.4	16.7
LOCAL RESIDENTIAL D15	5	8	5	1.1	1.5	12.7	16.1
LEON START	62	95	51	15.5	3.3	11.4	14.4
DUVAL START	109	139	89	20.6	2.5	11.5	14.7
PEACE RIVER OUTWARD BOUND	105	109	92	17.4	2.4	10.8	13.9
YOUTH ENVIRONMENTAL SVCS	20	20	16	14.3	4.5	13.6	16.5
CROSSROADS WILDERNESS	101	108	92	30.3	4.7	13.0	16.3
ECKERD CHALLENGE NORTH	109	122	87	28.1	4.2	13.0	16.7
ATC DUAL DIAGNOSIS	80	80	68	43.7	2.5	13.9	16.7
STATEWIDE	4,553	5,133	2,990	954.4	3.7	12.9	16.2

Source: Committed Youth Served, Average Daily Population and Number of Youth Released (CIS/FACTS Extract, February 1995, clients served during FY 1993-94); Average Length of Stay, Age, Sex, Race, Average Age at First Delinquency Referral, Average Age at Discharge and Total Released (CIS/FACTS, OE Extract, FY 1993-94, clients released during FY 1993-94).

\*Note: Average Length of Stay could not be calculated for this program since there were no clients released.



The average length of stay for the youth who were released during FY 1993-94 was 3.7 months (ALOS is based on 2,990 youth released which was derived from a more recent data extract). Length of stay by program ranged from 3 months at START centers to 4.5 months at halfway houses and the Eckerd Challenge programs. At the time of release, youth served in moderate risk residential programs averaged 16.2 years of age. Youth served in Start Centers averaged 14.3 years of age at the time of discharge which is approximately two years younger than youth served in other moderate risk residential programs.

Youth served were primarily males (88.1 percent) with females accounting for only 11.9 percent of those released. Racially, the majority (52.2 percent) of the youth were minorities with whites making up only 47.8 percent. Blacks make up almost all of the minority category.

The average age at the time of their first delinquency referral for youth released from moderate risk residential programs during FY 1993-94 was 12.9 years. Youth released from Start centers were considerably younger than the state average at only 11.2 years at the time of their first referral.

### **Client History**

Table 14-2 indicates by program the percentages of committing offenses. The majority of youth were placed for felony property offenses (42.1 percent) followed by other felonies (21.0 percent) and felonies against persons (12.1 percent).

**TABLE 14-2: MODERATE RISK RESIDENTIAL PROGRAMS  
COMMITTING OFFENSE BY PROGRAM FOR FY 1993-94**

PROGRAM	FELONY PERSON		FELONY SEX OFFENSE		FELONY PROPERTY		OTHER FELONY		MISDEMEANOR PERSON		MISDEMEANOR PROPERTY		OTHER MISDEMEANOR		OTHER DELINQUENCY		TOTAL
	N	%	N	%	N	%	N	%	N	%	N	%	N	%	N	%	
PENSACOLA BOYS BASE	16	15.8	2	2.0	44	43.6	15	14.9	6	5.9	8	7.9	1	1.0	9	8.9	101
CRISWELL HWH	0	0.0	0	0.0	1	33.3	2	66.7	0	0.0	0	0.0	0	0.0	0	0.0	3
RAFT CENTER FOR GIRLS	5	16.1	0	0.0	8	25.8	6	19.4	4	12.9	4	12.9	1	3.2	3	9.7	31
W. FL. WILDERNESS INST.	6	19.4	0	0.0	17	54.8	3	9.7	2	6.5	0	0.0	0	0.0	3	9.7	31
GATE CENTER	1	7.1	1	7.1	4	28.6	4	28.6	3	21.4	1	7.1	0	0.0	0	0.0	14
ALACHUA HWH	12	13.0	0	0.0	27	29.3	36	39.1	8	8.7	4	4.3	0	0.0	5	5.4	92
FSYA	7	22.6	0	0.0	3	9.7	8	25.8	4	12.9	2	6.5	3	9.7	4	12.9	31
HAMILTON CO. HWH	0	0.0	1	7.7	8	61.5	3	23.1	0	0.0	0	0.0	0	0.0	1	7.7	13
DUVAL HWH	21	16.3	0	0.0	44	34.1	36	27.9	8	6.2	14	10.9	1	0.8	5	3.9	129
NASSAU HWH	1	2.5	0	0.0	15	37.5	8	20.0	3	7.5	8	20.0	2	5.0	3	7.5	40
BRITT HWH	11	9.6	6	5.3	52	45.6	25	21.9	7	6.1	6	5.3	4	3.5	3	2.6	114
LEAF HWH	4	13.3	0	0.0	9	30.0	7	23.3	4	13.3	1	3.3	2	6.7	3	10.0	30
LEAF TRANSITION PROGRAM	0	0.0	0	0.0	0	0.0	2	40.0	1	20.0	0	0.0	1	20.0	1	20.0	5
SAN ANTONIO BOYS VILLAGE	5	7.6	1	1.5	37	56.1	7	10.6	5	7.6	3	4.5	2	3.0	6	9.1	66
HILLSBOROUGH ALL HWH	7	9.2	4	5.3	33	43.4	20	26.3	4	5.3	4	5.3	1	1.3	3	3.9	76
HILLSBOROUGH D6 HWH	3	7.3	1	2.4	20	48.6	6	14.6	4	9.8	2	4.9	1	2.4	4	9.8	41
BREVARD HWH	14	12.8	0	0.0	34	31.2	26	23.9	9	8.3	12	11.0	3	2.8	11	10.1	109
ORANGE HWH	8	18.6	0	0.0	13	30.2	15	34.9	4	9.3	1	2.3	1	2.3	1	2.3	43
ORANGE HWH2	2	10.5	0	0.0	5	26.3	4	21.1	4	21.1	0	0.0	0	0.0	4	21.1	19
HONOR HWH A	5	9.4	1	1.9	17	32.1	15	28.3	9	17.0	2	3.8	3	5.7	1	1.9	53
HONOR HWH B	3	9.4	0	0.0	10	31.3	8	25.0	3	9.4	2	6.3	0	0.0	6	18.8	32
ARC HWH A	1	3.1	0	0.0	16	50.0	9	28.1	2	6.3	1	3.1	3	9.4	0	0.0	32
ARC HWH B	3	12.5	0	0.0	13	54.2	6	25.0	0	0.0	1	4.2	1	4.2	0	0.0	24
SPACE COAST MARINE INST.	6	11.5	1	1.9	23	44.2	9	17.3	5	9.6	5	9.6	1	1.9	2	3.8	52
BRADLEY OAKS HWH	4	7.5	1	1.9	20	37.7	18	34.0	4	7.5	1	1.9	2	3.8	3	5.7	53
LEE HWH	0	0.0	0	0.0	1	33.3	2	66.7	0	0.0	0	0.0	0	0.0	0	0.0	3
PRICE HWH	7	7.6	3	3.3	49	53.3	14	15.2	6	6.5	2	2.2	6	6.5	5	5.4	92
PALM BEACH HWH	10	11.9	2	2.4	36	42.9	9	10.7	13	15.5	6	7.1	1	1.2	7	8.3	84
BANYAN WORK HWH	2	6.9	0	0.0	9	31.0	3	10.3	9	31.0	3	10.3	2	6.9	1	3.4	29
MIAMI HWH	23	22.3	1	1.0	57	55.3	10	9.7	5	4.9	3	2.9	1	1.0	3	2.9	103
DADE HWH	13	27.7	0	0.0	19	40.4	8	17.0	2	4.3	3	6.4	2	4.3	0	0.0	47
BETTER OUTLOOK CENTER HWH	12	14.6	4	4.9	40	48.8	16	19.5	1	1.2	2	2.4	3	3.7	4	4.9	82
COVE HWH	7	41.2	0	0.0	5	29.4	0	0.0	0	0.0	2	11.8	1	5.9	2	11.8	17
DADE INTENSIVE CONTROL	26	28.6	1	1.1	40	44.0	11	12.1	3	3.3	3	3.3	2	2.2	5	5.5	91
VOLUSIA HWH	15	10.7	2	1.4	42	30.0	55	39.3	7	5.0	4	2.9	4	2.9	11	7.9	140
ROBERT E. LEE HWH	3	9.1	1	3.0	8	24.2	17	51.5	2	6.1	2	6.1	0	0.0	0	0.0	33
WITHLACOCHEE STOP	15	12.5	1	0.8	58	48.3	13	10.8	8	6.7	8	6.7	9	7.5	8	6.7	120
POLK HWH	15	13.2	2	1.8	46	40.4	26	22.8	11	9.6	8	7.0	1	0.9	5	4.4	114
GATOR/NOLE SERVICE CENTER	12	10.3	0	0.0	55	47.4	16	13.8	15	12.9	5	4.3	10	8.6	3	2.6	116
DAART	4	10.0	0	0.0	8	20.0	10	25.0	2	5.0	4	10.0	7	17.5	5	12.5	40
LOCAL RESIDENTIAL D2	4	11.4	1	2.9	16	45.7	8	22.9	0	0.0	2	5.7	0	0.0	4	11.4	35
LOCAL RESIDENTIAL D3	5	10.4	0	0.0	26	54.2	5	10.4	2	4.2	2	4.2	4	8.3	4	8.3	48
LOCAL RESIDENTIAL D4	2	3.8	1	1.9	20	37.7	16	30.2	1	1.9	7	13.2	0	0.0	6	11.3	53
LOCAL RESIDENTIAL D5	6	12.8	0	0.0	26	55.3	7	14.9	1	2.1	2	4.3	0	0.0	5	10.6	47
LOCAL RESIDENTIAL D6	0	0.0	0	0.0	1	14.3	1	14.3	2	28.6	2	28.6	1	14.3	0	0.0	7
DRUG RESIDENTIAL FD	2	6.7	0	0.0	20	66.7	4	13.3	1	3.3	1	3.3	0	0.0	2	6.7	30
LOCAL RESIDENTIAL D7	1	20.0	0	0.0	2	40.0	2	40.0	0	0.0	0	0.0	0	0.0	0	0.0	5
GROVE CO. DRUG TREATMENT	1	4.8	0	0.0	3	14.3	4	19.0	5	23.8	2	9.5	1	4.8	5	23.8	21
LOCAL RESIDENTIAL D8	1	1.8	0	0.0	25	44.6	12	21.4	1	1.8	1	1.8	6	10.7	10	17.9	56
LOCAL RESIDENTIAL D9	1	2.1	0	0.0	22	46.8	3	6.4	6	12.8	7	14.9	2	4.3	6	12.8	47
LOCAL RESIDENTIAL D10	8	13.3	2	3.3	24	40.0	8	13.3	3	5.0	5	8.3	0	0.0	10	16.7	60
LOCAL RESIDENTIAL D11	12	20.3	0	0.0	33	55.9	5	8.5	2	3.4	4	6.8	1	1.7	2	3.4	59
LOCAL RESIDENTIAL D15	0	0.0	0	0.0	0	0.0	0	0.0	0	0.0	1	100.0	0	0.0	0	0.0	1
LEON START	8	12.9	1	1.6	25	40.3	16	25.8	8	12.9	1	1.6	1	1.6	2	3.2	62
DUVAL START	1	1.1	0	0.0	45	50.0	20	22.2	9	10.0	8	8.9	2	2.2	5	5.6	90
PEACE RIVER OUTWARD BOUND	14	16.5	0	0.0	45	52.9	11	12.9	4	4.7	3	3.5	4	4.7	4	4.7	85
YOUTH ENVIRONMENTAL SVCS	0	0.0	0	0.0	3	75.0	1	25.0	0	0.0	0	0.0	0	0.0	0	0.0	4
CROSSROADS WILDERNESS	8	11.8	1	1.5	42	61.8	13	19.1	2	2.9	1	1.5	0	0.0	1	1.5	68
ECKERD CHALLENGE NORTH	7	8.1	4	4.7	30	34.9	29	33.7	7	8.1	3	3.5	1	1.2	5	5.8	86
ATC DUAL DIAGNOSIS	1	4.3	2	8.7	6	26.1	6	26.1	2	8.7	1	4.3	1	4.3	4	17.4	23
STATEWIDE	391	12.1	48	1.5	1,360	42.1	679	21.0	243	7.5	190	5.9	106	3.3	215	6.7	3,232

Source: CIS/FACTS/TP3, OE Extract, FY 1993-94 (clients released during FY 1993-94)

Table 14-3 shows the average number of prior felony referrals and the average number of prior felony adjudications for each program. A referral indicates that a youth has been charged with a delinquent offense, but is not necessarily evidence that the youth committed the offense charged. Determination of whether a law violation occurred is more accurately measured in Juvenile Justice data systems by whether there was an adjudication (or adjudication withheld) for the delinquent offense. Such a finding by the court is a clearer measure than a referral. Youth served in moderate risk residential programs had been referred an average of 8.7 times for felonies and had received an average of 4.7 felony adjudications. Only the most serious offense is counted on a single day. Criswell HWH had the highest average number of prior felony referrals and prior felony adjudications. Florida School for Youth Achievement had the lowest average number of prior felony referrals (4.1) and Lee HWH had the lowest average number of prior felony adjudications (1.3).

The percentage of the population by type of admission is shown in Table 14-4. Just under 41 percent of the youth were first commitments; 34.4 percent were recommitments; and 24.7 percent were transferred from another program. The District 11 local residential program had a first commitment rate of 100 percent but that was only for 1 youth. Two other local residential programs had the next highest first commitment rate. The Drug Alcohol Adolescent Rehabilitation Treatment (DAART) program had 70.0 percent first commitments and the Drug Residential FD program had 73.3 percent first commitments. As a whole the local residential programs in District 7 had the highest percentage of recommitments (80 percent). At the individual program level Youth Environmental Services had the highest percentage of recidivism (75.0 percent). ATC Dual Diagnosis had 0.0 percent recommitments and the highest percentage of transfers in (87.0 percent). The Leaf Transition Program does not serve recommitments and all of its clients are females who have transferred in from the Leaf HWH. Lee HWH, Youth Environmental Services, the District 7 and District 15 local residential programs all had 0.0 percent transfers in.

**TABLE 14-3: MODERATE RISK RESIDENTIAL PROGRAMS  
AVERAGE NUMBER OF PRIOR FELONY REFERRALS AND ADJUDICATIONS  
BY PROGRAM TYPE FOR FY 1993-94**

<b>PROGRAM</b>	<b>AVG. NUMBER OF PRIOR FELONY REFERRALS</b>	<b>AVG. NUMBER OF PRIOR FELONY ADJUDICATIONS</b>
PENSACOLA BOYS BASE	8.4	5.8
CRISWELL HWH	17.0	10.0
RAFT CENTER FOR GIRLS	4.2	2.7
W. FL. WILDERNESS INST.	9.6	6.0
GATE CENTER	10.1	6.5
ALACHUA HWH	5.2	2.6
FSYA	4.1	2.5
HAMILTON CO. HWH	7.3	4.5
DUVAL HWH	7.3	3.8
NASSAU HWH	5.4	2.8
BRITT HWH	9.4	5.8
LEAF HWH	6.6	3.7
LEAF TRANSITION PROGRAM	5.6	2.8
SAN ANTONIO BOYS VILLAGE	6.9	5.1
HILLSBOROUGH ALL HWH	12.2	7.1
HILLSBOROUGH D6 HWH	9.7	5.4
BREVARD HWH	6.4	3.5
ORANGE HWH	8.3	3.6
ORANGE HWH2	6.3	3.2
HONOR HWH A	7.0	3.4
HONOR HWH B	5.8	2.5
ARC HWH A	7.7	4.6
ARC HWH B	7.8	3.6
SPACE COAST MARINE INST.	8.0	3.7
BRADLEY OAKS HWH	11.3	6.1
LEE HWH	6.7	1.3
PRICE HWH	10.7	6.3
PALM BEACH HWH	8.5	4.8
BANYAN WORK HWH	6.9	4.6
MIAMI HWH	13.3	5.0
DADE HWH	14.5	6.2
BETTER OUTLOOK CENTER HWH	13.7	5.4
COVE HWH	6.1	2.4
DADE INTENSIVE CONTROL	12.5	4.9
VOLUSIA HWH	7.7	3.8
ROBERT E. LEE HWH	9.8	4.1
WITHLACOCHEE STOP	5.9	3.6
POLK HWH	11.9	6.8
GATOR/NOLE SERVICE CENTER	8.6	5.0
DAART	5.5	3.9
LOCAL RESIDENTIAL D2	6.5	3.9
LOCAL RESIDENTIAL D3	5.1	3.3
LOCAL RESIDENTIAL D4	5.1	2.4
LOCAL RESIDENTIAL D5	6.7	5.1
LOCAL RESIDENTIAL D6	5.3	2.1
DRUG RESIDENTIAL FD	8.8	5.4
LOCAL RESIDENTIAL D7	7.4	3.6
GROVE CO. DRUG TREATMENT	5.7	2.3
LOCAL RESIDENTIAL D8	9.9	5.5
LOCAL RESIDENTIAL D9	6.7	4.0
LOCAL RESIDENTIAL D10	10.4	5.9
LOCAL RESIDENTIAL D11	12.6	4.7
LOCAL RESIDENTIAL D15	10.0	2.0
LEON START	9.4	6.1
DUVAL START	6.8	3.8
PEACE RIVER OUTWARD BOUND	12.2	7.1
YOUTH ENVIRONMENTAL SVCS	11.3	5.8
CROSSROADS WILDERNESS	8.7	5.1
ECKERD CHALLENGE NORTH	8.5	4.8
ATC DUAL DIAGNOSIS	7.3	2.8
<b>STATEWIDE</b>	<b>8.7</b>	<b>4.7</b>

Source: CIS/FACTS Extract, February 1995 (clients released during FY 1993-94)

**TABLE 14-4: MODERATE RISK RESIDENTIAL PROGRAMS**  
**PERCENTAGE OF POPULATION BY TYPE OF ADMISSION FOR FY 1993-94**

PROGRAM	PERCENT				TOTAL RELEASED
	FIRST COMMITMENT	RECOMMITMENT	TRANSFERS IN	REVOCATION APPROVED	
PENSACOLA BOYS BASE	39.6	28.7	30.7	0.0	101
CRISWELL HWH	0.0	33.3	66.7	0.0	3
RAFT CENTER FOR GIRLS	54.8	16.1	29.0	0.0	31
W. FL. WILDERNESS INST.	64.5	29.0	6.5	0.0	31
GATE CENTER	21.4	14.3	64.3	0.0	14
ALACHUA HWH	34.8	41.3	23.9	0.0	92
FSYA	38.7	35.5	25.8	0.0	31
HAMILTON CO. HWH	23.1	46.2	30.8	0.0	13
DUVAL HWH	38.8	45.0	16.3	0.0	129
NASSAU HWH	47.5	25.0	27.5	0.0	40
BRITT HWH	31.6	32.5	36.0	0.0	114
LEAF HWH	40.0	43.3	16.7	0.0	30
LEAF TRANSITION PROGRAM	0.0	0.0	100.0	0.0	5
SAN ANTONIO BOYS VILLAGE	53.0	33.3	13.6	0.0	66
HILLSBOROUGH ALL HWH	51.3	25.0	23.7	0.0	76
HILLSBOROUGH D6 HWH	46.3	36.6	17.1	0.0	41
BREVARD HWH	51.4	25.7	22.9	0.0	109
ORANGE HWH	16.3	44.2	39.5	0.0	43
ORANGE HWH2	21.1	63.2	15.8	0.0	19
HONOR HWH A	32.1	47.2	20.8	0.0	53
HONOR HWH B	28.1	31.3	40.6	0.0	32
ARC HWH A	37.5	53.1	9.4	0.0	32
ARC HWH B	29.2	62.5	8.3	0.0	24
SPACE COAST MARINE INST.	48.1	44.2	7.7	0.0	52
BRADLEY OAKS HWH	32.1	30.2	37.7	0.0	53
LEE HWH	33.3	66.7	0.0	0.0	3
PRICE HWH	44.6	31.5	23.9	0.0	92
PALM BEACH HWH	39.3	40.5	20.2	0.0	84
BANYAN WORK HWH	31.0	34.5	34.5	0.0	29
MIAMI HWH	43.7	17.5	38.8	0.0	103
DADE HWH	25.5	40.4	34.0	0.0	47
BETTER OUTLOOK CENTER HWH	26.8	18.3	53.7	0.0	82
COVE HWH	47.1	41.2	11.8	0.0	17
DADE INTENSIVE CONTROL	41.8	18.7	39.6	0.0	91
VOLUSIA HWH	30.7	49.3	20.0	0.0	140
ROBERT E. LEE HWH	24.2	33.3	42.4	0.0	33
WITHLACOCHEE STOP	49.2	30.0	20.8	0.0	120
POLK HWH	25.4	43.0	31.6	0.0	114
GATOR/NOLE SERVICE CENTER	28.4	52.6	19.0	0.0	116
DAART	70.0	25.0	5.0	0.0	40
LOCAL RESIDENTIAL D2	40.0	42.9	14.3	0.0	35
LOCAL RESIDENTIAL D3	64.6	20.8	14.6	0.0	48
LOCAL RESIDENTIAL D4	56.6	24.5	18.9	0.0	53
LOCAL RESIDENTIAL D5	57.4	29.8	12.8	0.0	47
LOCAL RESIDENTIAL D6	28.6	42.9	28.6	0.0	7
DRUG RESIDENTIAL FD	73.3	13.3	13.3	0.0	30
LOCAL RESIDENTIAL D7	20.0	80.0	0.0	0.0	5
GROVE CO. DRUG TREATMENT	57.1	23.8	19.0	0.0	21
LOCAL RESIDENTIAL D8	57.1	28.6	14.3	0.0	56
LOCAL RESIDENTIAL D9	51.1	40.4	8.5	0.0	47
LOCAL RESIDENTIAL D10	58.3	23.3	18.3	0.0	60
LOCAL RESIDENTIAL D11	33.9	33.9	32.2	0.0	59
LOCAL RESIDENTIAL D15	100.0	0.0	0.0	0.0	1
LEON START	43.5	30.6	24.2	0.0	62
DUVAL START	40.0	43.3	16.7	0.0	90
PEACE RIVER OUTWARD BOUND	48.2	22.4	29.4	0.0	85
YOUTH ENVIRONMENTAL SVCS	25.0	75.0	0.0	0.0	4
CROSSROADS WILDERNESS	47.1	38.2	13.2	0.0	68
ECKERD CHALLENGE NORTH	31.4	48.8	19.8	0.0	86
ATC DUAL DIAGNOSIS	13.0	0.0	87.0	0.0	23
STATEWIDE	40.8	34.4	24.7	0.0	3,232

Source: CIS/FACTS/TP3, OE Extract, FY 1993-94 (clients released during FY 1993-94)

## Outcome Measurement

### Outcome 1

#### **YOUTH PLACED IN RESIDENTIAL COMMUNITY-BASED COMMITMENT PROGRAMS WILL SUCCESSFULLY COMPLETE THE PROGRAM.**

**Definition:** Successful completion means youth released to post-residential aftercare/reentry supervision, honorably discharged, or transferred to a less restrictive program as identified in the Commitment Programs Population Annual Summary. Unsuccessful releases include transfers to more restrictive placements, recommitments and transfers to the adult system. Youth transferred to equally restrictive programs are not counted as successful or unsuccessful.

Table 14-5 shows successful completion rates by program. Statewide, the moderate risk residential programs had a successful completion rate of 55.1 percent, a drop from 58.5 percent last year. The Leaf Transition Program had the highest successful completion rate at 100.0 percent (this could be misleading in light of the fact that there were only 5 clients released from this program). The statewide unsuccessful completion rate was 6.3 percent. The Criswell HWH had the highest unsuccessful completion rate at 66.7 percent (but only 3 clients were released). Most of the programs that had a much higher number of clients released had an unsuccessful completion rate of less than 20 percent. Statewide, 10.2 percent of the clients released were transferred to an equally restrictive program and the remaining 27.9 percent were released for other reasons. Orange HWH2 had the highest rate of transfers to an equally restrictive program at 47.4 percent.

Unsuccessful releases include transfers to more restrictive placements, recommitments and transfers to the adult system. Transfers to equally restrictive placements were counted neither as successful nor unsuccessful releases.

**TABLE 14-5:**  
**MODERATE RISK RESIDENTIAL PROGRAMS**  
**TYPE OF RELEASE FOR CLIENTS RELEASED DURING FY 1993-94**

PROGRAM	N	PERCENT				
		SUCCESSFUL COMPLETIONS	UNSUCCESSFUL COMPLETIONS	TRANSFERS TO EQUALLY RESTRICTIVE PROGRAMS	TRANSFERS TO A PROGRAM UNKNOWN	ALL OTHER RELEASE REASONS
PENSACOLA BOYS BASE	101	52.5	11.9	6.9	2.0	26.7
CRISWELL HWH	3	0.0	66.7	0.0	0.0	33.3
RAFT CENTER FOR GIRLS	31	61.3	3.2	6.5	0.0	29.0
W. FL. WILDERNESS INST.	31	80.6	3.2	3.2	0.0	12.9
GATE CENTER	14	28.6	0.0	0.0	0.0	71.4
ALACHUA HWH	92	53.3	2.2	1.1	0.0	43.5
FSYA	31	71.0	0.0	3.2	0.0	25.8
HAMILTON CO. HWH	13	61.5	7.7	0.0	0.0	30.8
DUVAL HWH	129	52.7	14.0	0.0	0.0	33.3
NASSAU HWH	40	82.5	5.0	7.5	0.0	5.0
BRITT HWH	114	61.4	6.1	9.6	0.9	21.9
LEAF HWH	30	53.3	6.7	13.3	0.0	26.7
LEAF TRANSITION PROGRAM	5	100.0	0.0	0.0	0.0	0.0
SAN ANTONIO BOYS VILLAGE	66	71.2	1.5	7.6	0.0	19.7
HILLSBOROUGH ALL HWH	76	52.6	19.7	13.2	2.6	11.8
HILLSBOROUGH D6 HWH	41	43.9	19.5	14.6	2.4	19.5
BREVARD HWH	109	50.5	5.5	2.8	0.9	40.4
ORANGE HWH	43	55.8	4.7	9.3	0.0	30.2
ORANGE HWH2	19	31.6	5.3	47.4	0.0	15.8
HONOR HWH A	53	62.3	1.9	15.1	0.0	20.8
HONOR HWH B	32	59.4	0.0	31.3	0.0	9.4
ARC HWH A	32	46.9	0.0	21.9	0.0	31.3
ARC HWH B	24	50.0	0.0	16.7	0.0	33.3
SPACE COAST MARINE INST.	52	50.0	0.0	36.5	0.0	13.5
BRADLEY OAKS HWH	53	35.8	1.9	9.4	0.0	52.8
LEE HWH	3	0.0	0.0	0.0	0.0	100.0
PRICE HWH	92	64.1	6.5	8.7	0.0	20.7
PALM BEACH HWH	84	53.6	3.6	4.8	0.0	38.1
BANYAN WORK HWH	29	37.9	13.8	3.4	3.4	41.4
MIAMI HWH	103	40.8	10.7	26.2	0.0	22.3
DADE HWH	47	14.9	14.9	34.0	0.0	36.2
BETTER OUTLOOK CENTER HWH	82	20.7	6.1	20.7	1.2	51.2
COVE HWH	17	58.8	11.8	11.8	0.0	17.6
DADE INTENSIVE CONTROL	91	38.5	3.3	28.6	1.1	28.6
VOLUSIA HWH	140	60.7	10.0	0.7	2.1	26.4
ROBERT E. LEE HWH	33	45.5	9.1	0.0	0.0	45.5
WITHLACOCHEE STOP	120	85.8	0.0	0.8	0.0	13.3
POLK HWH	114	48.2	11.4	2.6	0.0	37.7
GATOR/NOLE SERVICE CENTER	116	67.2	2.6	1.7	0.0	28.4
DAART	40	55.0	5.0	7.5	2.5	30.0
LOCAL RESIDENTIAL D2	35	28.6	11.4	28.6	0.0	31.4
LOCAL RESIDENTIAL D3	48	68.8	2.1	8.3	2.1	18.8
LOCAL RESIDENTIAL D4	53	54.7	11.3	3.8	1.9	28.3
LOCAL RESIDENTIAL D5	47	68.1	10.6	4.3	0.0	17.0
LOCAL RESIDENTIAL D6	7	42.9	0.0	28.6	0.0	28.6
DRUG RESIDENTIAL FD	30	30.0	10.0	20.0	0.0	40.0
LOCAL RESIDENTIAL D7	5	80.0	0.0	20.0	0.0	0.0
GROVE CO. DRUG TREATMENT	21	52.4	0.0	19.0	4.8	23.8
LOCAL RESIDENTIAL D8	56	64.3	1.8	19.6	0.0	14.3
LOCAL RESIDENTIAL D9	47	42.6	0.0	25.5	2.1	29.8
LOCAL RESIDENTIAL D10	60	21.7	13.3	16.7	0.0	48.3
LOCAL RESIDENTIAL D11	59	55.9	5.1	13.6	0.0	25.4
LOCAL RESIDENTIAL D15	1	0.0	0.0	0.0	0.0	100.0
LEON START	62	37.1	6.5	25.8	0.0	30.6
DUVAL START	90	63.3	0.0	3.3	1.1	32.2
PEACE RIVER OUTWARD BOUND	85	81.2	2.4	2.4	0.0	14.1
YOUTH ENVIRONMENTAL SVCS	4	0.0	25.0	25.0	25.0	25.0
CROSSROADS WILDERNESS	68	82.4	0.0	4.4	0.0	13.2
ECKERD CHALLENGE NORTH	86	64.0	4.7	0.0	0.0	31.4
ATC DUAL DIAGNOSIS	23	73.9	4.3	4.3	4.3	13.0
STATEWIDE	3,232	55.1	6.3	10.2	0.6	27.8

Source: CIS/FACTS Extract, February 1995 (clients released during FY 1993-94) and CIS/FACTS/TP3, OE Extract, FY 1993-94 (clients released during FY 1993-94)

## Outcome 2

### **YOUTH RELEASED FROM MODERATE RISK RESIDENTIAL COMMUNITY-BASED COMMITMENT PROGRAMS WILL HAVE NO SUBSEQUENT LAW VIOLATIONS WITHIN ONE YEAR OF RELEASE.**

**Definition:** Many measures can be utilized as indications of recidivism, all related to subsequent law violations. A number of such measures are presented below. Re-referrals indicate that youth have been charged with another delinquent offense, but a subsequent referral is not necessarily evidence that the youth committed the offense charged. Determination of whether a subsequent law violation occurred is more accurately measured in Juvenile Justice data systems by whether there was an adjudication (or adjudication withheld) for one or more delinquent offenses following release. Such a finding by the court is a clearer measure than a subsequent referral. Adult felony convictions, for which youth were placed on adult probation or sentenced to adult prison, are also tabulated. A combined juvenile and adult felony conviction rate is also presented, as is a total of all juvenile adjudications and adult felony convictions. The operational definition of recidivism is, finally, the number of youth released from a program between January and June of 1993 who had been recommitted to Juvenile Justice, placed on adult probation or sent to prison within one year following release.

- Readjudication rates by program type were: START Centers, 51.1 percent; Eckerd Challenge North, 36.8 percent; Crossroads Wilderness Institute, 36.7 percent; Halfway Houses, 40.6 percent; and, for the local residential programs, 38.0 percent. Recidivism rates by program type were: START Centers, 44.3 percent; Eckerd Challenge North, 23.7 percent; Crossroads Wilderness Institute, 30.0 percent; Halfway Houses, 30.2 percent; and, for the local residential programs, 30.0 percent.

Table 14-6A represents the percentage of referrals which were received after a youth was released from a program. The total number of releases includes youth who were actually physically released from a program and those who were transferred to a program that was in a lower restrictiveness level. Those who were transferred directly to the Department of Corrections or a juvenile justice program that is in an equal or higher restrictiveness level are not included. Only youth released between January and June 1993 are included in this table. Tables 14-6B & 14-6C provide a comparison of readjudication and recidivism rates for the population studied.



**TABLE 14-6A:**  
**MODERATE RISK RESIDENTIAL COMMITMENT PROGRAMS**  
**JUVENILE JUSTICE RE-REFERRAL RATE**  
**FOR YOUTH RELEASED BETWEEN JANUARY AND JUNE 1993**

PROGRAM	TOTAL RELEASED	% RE-REFERRALS TO JUVENILE JUSTICE*							
		6 MONTHS				1 YEAR TOTAL			
		FELONY	MISD.	OTHER	TOTAL	FELONY	MISD.	OTHER	TOTAL
PENSACOLA BOYS BASE	35	31.4	14.3	8.6	42.9	51.4	25.7	14.3	62.9
CRISWELL HWH	36	44.4	13.9	2.8	52.8	58.3	27.8	5.6	72.2
RAFT CENTER FOR GIRLS	7	0.0	14.3	0.0	14.3	0.0	28.6	14.3	28.6
ALACHUA HWH	25	12.0	24.0	4.0	28.0	24.0	36.0	8.0	48.0
FL SCHOOL FOR YOUTH ACHIEVEMENT	29	31.0	17.2	3.4	44.8	48.3	31.0	3.4	65.5
DUVAL HWH	42	26.2	21.4	9.5	45.2	35.7	28.6	14.3	52.4
NASSAU HWH	13	30.8	30.8	0.0	46.2	38.5	38.5	0.0	61.5
BRITT HWH	32	37.5	28.1	9.4	59.4	59.4	34.4	9.4	71.9
SAN ANTONIO BOYS VILLAGE	23	26.1	21.7	4.3	34.8	34.8	52.2	8.7	60.9
HILLSBOROUGH ALL HWH	24	37.5	29.2	16.7	58.3	45.8	37.5	20.8	62.5
HILLSBOROUGH D6 HWH	17	29.4	17.6	11.8	52.9	41.2	35.3	17.6	52.9
BREVARD HWH	22	4.5	13.6	0.0	18.2	9.1	22.7	0.0	22.7
ORANGE HWH	13	15.4	23.1	0.0	30.8	23.1	23.1	0.0	30.8
ORANGE HWH2	7	14.3	42.9	0.0	42.9	42.9	42.9	14.3	57.1
HONOR HWH A	9	33.3	22.2	11.1	44.4	44.4	22.2	22.2	55.6
HONOR HWH B	3	0.0	0.0	0.0	0.0	0.0	0.0	0.0	0.0
SPACE COAST MAR. INST.	14	64.3	35.7	14.3	78.6	85.7	57.1	21.4	85.7
BRADLEY OAKS HWH	4	50.0	25.0	25.0	50.0	75.0	25.0	50.0	75.0
PRICE HWH	31	45.2	29.0	25.8	64.5	61.3	35.5	29.0	67.7
PALM BEACH HWH	9	33.3	11.1	0.0	44.4	33.3	22.2	22.2	55.6
MIAMI HWH	19	31.6	26.3	10.5	47.4	52.6	42.1	15.8	63.2
DADE HWH	19	36.8	15.8	5.3	36.8	47.4	26.3	5.3	47.4
BETTER OUTLOOK CENTER HWH	22	22.7	13.6	0.0	31.8	40.9	22.7	13.6	50.0
DADE INTENSIVE CONTROL	35	71.4	25.7	11.4	77.1	80.0	34.3	20.0	82.9
VOLUSIA HWH	40	22.5	22.5	7.5	37.5	32.5	30.0	7.5	42.5
WITHLACOCHEE STOP	65	26.2	27.7	13.8	46.2	43.1	36.9	21.5	61.5
POLK HWH	20	40.0	20.0	15.0	45.0	50.0	35.0	25.0	55.0
GATOR/NOLE SERVICE CENTER	31	38.7	32.3	9.7	54.8	54.8	32.3	16.1	64.5
DAART	9	11.1	11.1	0.0	22.2	33.3	11.1	0.0	44.4
LOCAL RESIDENTIAL D2	14	35.7	35.7	7.1	50.0	50.0	42.9	7.1	57.1
LOCAL RESIDENTIAL D3	25	20.0	16.0	16.0	36.0	32.0	24.0	20.0	48.0
LOCAL RESIDENTIAL D4	14	14.3	21.4	21.4	35.7	50.0	35.7	21.4	64.3
LOCAL RESIDENTIAL D5	14	21.4	28.6	14.3	42.9	28.6	57.1	21.4	64.3
LOCAL RESIDENTIAL D6	9	33.3	33.3	0.0	44.4	44.4	44.4	0.0	55.6
DRUG RESIDENTIAL FD	5	20.0	20.0	0.0	40.0	20.0	20.0	0.0	40.0
LOCAL RESIDENTIAL D7	1	0.0	0.0	0.0	0.0	0.0	0.0	0.0	0.0
LOCAL RESIDENTIAL D8	12	41.7	41.7	25.0	66.7	58.3	50.0	25.0	83.3
LOCAL RESIDENTIAL D9	27	22.2	33.3	22.2	55.6	37.0	48.1	37.0	74.1
LOCAL RESIDENTIAL D10	7	0.0	28.6	0.0	28.6	42.9	28.6	0.0	57.1
LOCAL RESIDENTIAL D11	13	15.4	7.7	0.0	23.1	15.4	15.4	7.7	30.8
LEON START	16	31.3	43.8	12.5	56.3	68.8	62.5	18.8	75.0
DUVAL START	15	33.3	6.7	6.7	33.3	46.7	13.3	13.3	53.3
PEACE RIVER OUTWARD BOUND	30	50.0	36.7	16.7	63.3	63.3	56.7	26.7	83.3
CROSSROADS WILDERNESS	30	33.3	20.0	6.7	46.7	40.0	33.3	6.7	50.0
ECKERD CHALLENGE NORTH	38	13.2	18.4	0.0	26.3	34.2	28.9	7.9	52.6
STATEWIDE	925	30.6	23.5	9.3	45.7	44.9	34.2	14.5	59.1

Source: CIS/FACTS/TP1, OE Extract, FY 1993-94 (clients released between January and June 1993) and the Department of Corrections' FY 1993-94 probation and prison extract.

\* 6 Months Total and 1 Year Total columns contain unduplicated re-referral percentages.

**TABLE 14-6B:**  
**MODERATE RISK RESIDENTIAL COMMITMENT PROGRAMS**  
**JUVENILE JUSTICE AND ADULT SYSTEM SUBSEQUENT ADJUDICATION RATE**  
**FOR YOUTH RELEASED BETWEEN JANUARY AND JUNE 1993**

PROGRAM	TOTAL RELEASED	PERCENT SUBSEQUENT DELINQUENCY ADJUDICATIONS* (Includes adjudications withheld)				ADULT SYSTEM FELONY CONVICTIONS AT 1 YEAR**		TOTAL PERCENT FELONY CONVICTIONS AT 1 YEAR**	TOTAL DELINQUENCY ADJUDICATIONS AND ADULT FELONY CONVICTIONS
		1 YEAR TOTAL				#	%		
		FELONY	MISD.	OTHER	TOTAL				
PENSACOLA BOYS BASE	35	31.4	5.7	8.6	34.3	8	22.9	54.3	57.1
CRISWELL HWH	36	13.9	2.8	2.8	16.7	7	19.4	33.3	36.1
RAFT CENTER FOR GIRLS	7	0.0	0.0	14.3	14.3	0	0.0	0.0	14.3
ALACHUA HWH	25	16.0	12.0	8.0	28.0	4	16.0	32.0	44.0
FL SCHOOL FOR YOUTH ACHIEVEMENT	29	13.8	17.2	3.4	31.0	1	3.4	17.2	34.5
DUVAL HWH	42	9.5	9.5	7.1	23.8	6	14.3	23.8	38.1
NASSAU HWH	13	23.1	23.1	0.0	38.5	0	0.0	23.1	38.5
BRITT HWH	32	28.1	25.0	9.4	46.9	3	9.4	37.5	56.3
SAN ANTONIO BOYS VILLAGE	23	17.4	17.4	8.7	26.1	1	4.3	21.7	30.4
HILLSBOROUGH ALL HWH	24	12.5	16.7	16.7	37.5	0	0.0	12.5	37.5
HILLSBOROUGH D6 HWH	17	11.8	17.6	0.0	29.4	3	17.6	29.4	47.1
BREVARD HWH	22	4.5	13.6	0.0	13.6	3	13.6	18.2	27.3
ORANGE HWH	13	7.7	7.7	0.0	15.4	2	15.4	23.1	30.8
ORANGE HWH2	7	0.0	14.3	14.3	14.3	4	57.1	57.1	71.4
HONOR HWH A	9	11.1	11.1	11.1	33.3	0	0.0	11.1	33.3
HONOR HWH B	3	0.0	0.0	0.0	0.0	0	0.0	0.0	0.0
SPACE COAST MAR. INST.	14	35.7	28.6	21.4	64.3	0	0.0	35.7	64.3
BRADLEY OAKS HWH	4	25.0	0.0	25.0	50.0	0	0.0	25.0	50.0
PRICE HWH	31	32.3	12.9	16.1	45.2	1	3.2	35.5	48.4
PALM BEACH HWH	9	22.2	11.1	11.1	33.3	0	0.0	22.2	33.3
MIAMI HWH	19	15.8	10.5	5.3	26.3	4	21.1	36.8	47.4
DADE HWH	19	21.1	5.3	0.0	21.1	3	15.8	36.8	36.8
BETTER OUTLOOK CENTER HWH	22	18.2	4.5	9.1	27.3	1	4.5	22.7	31.8
DADE INTENSIVE CONTROL	35	25.7	11.4	2.9	34.3	3	8.6	34.3	42.9
VOLUSIA HWH	40	7.5	12.5	5.0	17.5	4	10.0	17.5	27.5
WITHLACOCHEE STOP	65	26.2	20.0	15.4	43.1	3	4.6	30.8	47.7
POLK HWH	20	0.0	10.0	15.0	20.0	3	15.0	15.0	35.0
GATOR/NOLE SERVICE CENTER	31	16.1	3.2	9.7	16.1	5	16.1	32.3	32.3
DAART	9	0.0	0.0	0.0	0.0	2	22.2	22.2	22.2
LOCAL RESIDENTIAL D2	14	35.7	35.7	7.1	57.1	1	7.1	42.9	64.3
LOCAL RESIDENTIAL D3	25	20.0	8.0	12.0	32.0	0	0.0	20.0	32.0
LOCAL RESIDENTIAL D4	14	7.1	14.3	21.4	35.7	0	0.0	7.1	35.7
LOCAL RESIDENTIAL D5	14	14.3	35.7	14.3	42.9	2	14.3	28.6	57.1
LOCAL RESIDENTIAL D6	9	11.1	0.0	0.0	11.1	0	0.0	11.1	11.1
DRUG RESIDENTIAL FD	5	20.0	20.0	0.0	40.0	0	0.0	20.0	40.0
LOCAL RESIDENTIAL D7	1	0.0	0.0	0.0	0.0	0	0.0	0.0	0.0
LOCAL RESIDENTIAL D8	12	25.0	16.7	25.0	41.7	2	16.7	41.7	58.3
LOCAL RESIDENTIAL D9	27	14.8	25.9	18.5	37.0	1	3.7	18.5	40.7
LOCAL RESIDENTIAL D10	7	0.0	14.3	0.0	14.3	0	0.0	0.0	14.3
LOCAL RESIDENTIAL D11	13	7.7	0.0	0.0	7.7	2	15.4	23.1	23.1
LEON START	16	43.8	37.5	18.8	68.8	0	0.0	43.8	68.8
DUVAL START	15	26.7	6.7	13.3	33.3	0	0.0	26.7	33.3
PEACE RIVER OUTWARD BOUND	30	36.7	33.3	23.3	56.7	0	0.0	36.7	56.7
CROSSROADS WILDERNESS	30	16.7	13.3	3.3	26.7	3	10.0	26.7	36.7
ECKERD CHALLENGE NORTH	38	10.5	13.2	2.6	21.1	6	15.8	26.3	36.8
STATEWIDE	925	18.3	14.3	9.2	31.2	88	9.5	27.8	40.8

Source: CIS/FACTS/TP1, OE Extract, FY 1993-94 (clients released between January and June 1993) and the Department of Corrections' FY 1993-94 probation and prison extract.

\* 1 Year Total columns contain unduplicated adjudication percentages, and youth with adult felony convictions are not included.

\*\* Only felony data is available from the Department of Corrections.

**TABLE 14-6C:**  
**MODERATE RISK RESIDENTIAL COMMITMENT PROGRAMS**  
**SUBSEQUENT COMMITMENTS INTO THE JUVENILE SYSTEM AND ADULT D.O.C.**  
**FOR YOUTH RELEASED BETWEEN JANUARY AND JUNE 1993**

PROGRAM	TOTAL RELEASED	% RECOMMITTED TO JUVENILE JUSTICE		% TO DEPARTMENT OF CORRECTIONS		UNDULICATED TOTAL RECIDIVISM (Juvenile Justice Recombitment, Adult Probation or Prison)
		6 MONTHS	1 YEAR TOTAL	PROBATION AT 1 YEAR	PRISON AT 1 YEAR	
PENSACOLA BOYS BASE	35	14.3	25.7	14.3	8.6	48.6
CRISWELL HWH	36	5.6	11.1	8.3	11.1	30.6
RAFT CENTER FOR GIRLS	7	0.0	0.0	0.0	0.0	0.0
ALACHUA HWH	25	8.0	16.0	16.0	0.0	32.0
FL SCHOOL FOR YOUTH ACHIEVEMENT	29	17.2	17.2	3.4	0.0	20.7
DUVAL HWH	42	9.5	11.9	4.8	9.5	26.2
NASSAU HWH	13	7.7	7.7	0.0	0.0	7.7
BRITT HWH	32	37.5	37.5	0.0	9.4	46.9
SAN ANTONIO BOYS VILLAGE	23	13.0	13.0	0.0	4.3	17.4
HILLSBOROUGH ALL HWH	24	12.5	12.5	0.0	0.0	12.5
HILLSBOROUGH D6 HWH	17	11.8	11.8	5.9	11.8	29.4
BREVARD HWH	22	4.5	9.1	9.1	4.5	22.7
ORANGE HWH	13	7.7	7.7	15.4	0.0	23.1
ORANGE HWH2	7	0.0	0.0	0.0	57.1	57.1
HONOR HWH A	9	22.2	22.2	0.0	0.0	22.2
HONOR HWH B	3	0.0	0.0	0.0	0.0	0.0
SPACE COAST MAR. INST.	14	50.0	57.1	0.0	0.0	57.1
BRADLEY OAKS HWH	4	25.0	50.0	0.0	0.0	50.0
PRICE HWH	31	29.0	32.3	0.0	3.2	35.5
PALM BEACH HWH	9	22.2	33.3	0.0	0.0	33.3
MIAMI HWH	19	21.1	21.1	10.5	10.5	42.1
DADE HWH	19	10.5	10.5	5.3	10.5	26.3
BETTER OUTLOOK CENTER HWH	22	9.1	18.2	4.5	0.0	22.7
DADE INTENSIVE CONTROL	35	22.9	28.6	5.7	2.9	37.1
VOLUSIA HWH	40	7.5	10.0	5.0	5.0	20.0
WITHLACOCHEE STOP	65	24.6	30.8	3.1	1.5	35.4
POLK HWH	20	10.0	10.0	0.0	15.0	25.0
GATOR/NOLE SERVICE CENTER	31	9.7	12.9	9.7	6.5	29.0
DAART	9	0.0	0.0	11.1	11.1	22.2
LOCAL RESIDENTIAL D2	14	28.6	50.0	7.1	0.0	57.1
LOCAL RESIDENTIAL D3	25	24.0	28.0	0.0	0.0	28.0
LOCAL RESIDENTIAL D4	14	21.4	21.4	0.0	0.0	21.4
LOCAL RESIDENTIAL D5	14	21.4	21.4	14.3	0.0	35.7
LOCAL RESIDENTIAL D6	9	0.0	11.1	0.0	0.0	11.1
DRUG RESIDENTIAL FD	5	40.0	40.0	0.0	0.0	40.0
LOCAL RESIDENTIAL D7	1	0.0	0.0	0.0	0.0	0.0
LOCAL RESIDENTIAL D8	12	33.3	41.7	16.7	0.0	58.3
LOCAL RESIDENTIAL D9	27	14.8	25.9	3.7	0.0	29.6
LOCAL RESIDENTIAL D10	7	0.0	0.0	0.0	0.0	0.0
LOCAL RESIDENTIAL D11	13	0.0	0.0	0.0	15.4	15.4
LEON START	16	43.8	62.5	0.0	0.0	62.5
DUVAL START	15	20.0	26.7	0.0	0.0	26.7
PEACE RIVER OUTWARD BOUND	30	33.3	43.3	0.0	0.0	43.3
CROSSROADS WILDERNESS	30	10.0	20.0	6.7	3.3	30.0
ECKERD CHALLENGE NORTH	38	5.3	7.9	10.5	5.3	23.7
STATEWIDE	925	16.5	21.3	5.6	4.5	30.8

*Source: CIS/FACTS/TP1, OE Extract, FY 1993-94 (clients released between January and June 1993) and the Department of Corrections' FY 1993-94 probation and prison extract.*

Prior outcome evaluation reports contained calculations of suppression effects as measures to compare the numbers of referrals and adjudications after a subject had left a program to those from before. The exclusion of key factors such as subsequent adult arrests raises concerns about the utility of such data. These measures do not take into account the fact that youth may be in an aftercare or reentry program following release. In addition, youth released from commitment programs are more likely to be recommitted or go into the adult system for subsequent offenses. This would tend to decrease numbers of subsequent offenses, if only because they were in confinement during part of the follow-up period. Because of concerns related to validity and meaning of the data, suppression measures are no longer included in this report.

### Outcome 3

This is the second year in which data has been collected regarding the number of escapes and youth escaped as well as the number of absconds and youth absconded. Table 14-8 shows that during FY 1993-94 a total of 306 youth absconded from moderate risk residential facilities totaling 410 absconds. During the same time period, 684 youth escaped from these programs, totaling 860 escapes.

**TABLE 14-8: MODERATE RISK RESIDENTIAL PROGRAMS  
NUMBER OF ABSCONDS, YOUTH ABSCONDING, ESCAPES  
AND YOUTH ESCAPING FOR YOUTH SERVED DURING FY 1993-94**

PROGRAM	# OF YOUTH SERVED	# OF ABSCONDS	# OF YOUTH ABSCONDED	# OF ESCAPES	# OF YOUTH ESCAPED
PENSACOLA BOYS BASE	130	0	0	15	14
CRISWELL HWH	3	0	0	0	0
RAFT CENTER FOR GIRLS	46	1	1	47	24
W. FL. WILDERNESS INST.	57	0	0	2	2
GATE CENTER	28	0	0	26	13
ALACHUA HWH	121	0	0	48	38
FSYA	32	0	0	2	2
HAMILTON CO. HWH	36	0	0	2	2
DUVAL HWH	182	0	0	63	62
NASSAU HWH	49	0	0	6	6
BRITT HWH	158	0	0	43	34
LEAF HWH	44	8	7	11	9
LEAF TRANSITION PROGRAM	12	0	0	0	0
SAN ANTONIO BOYS VILLAGE	87	9	9	7	7
HILLSBOROUGH ALL HWH	104	0	0	28	24
HILLSBOROUGH D6 HWH	55	0	0	12	11
BREVARD HWH	135	0	0	13	12
ORANGE HWH	68	28	15	10	9
ORANGE HWH2	20	2	1	1	1
HONOR HWH A	79	14	8	8	8
HONOR HWH B	42	14	9	5	4
ARC HWH A	60	6	4	6	6
ARC HWH B	46	5	3	0	0
SPACE COAST MARINE INST.	69	1	1	2	2
BRADLEY OAKS HWH	83	0	0	16	15
LEE HWH	13	0	0	2	1
PRICE HWH	118	0	0	5	5
PALM BEACH HWH	103	3	3	15	15
BANYAN WORK HWH	53	0	0	7	6
MIAMI HWH	147	74	53	6	5
DADE HWH	49	17	15	0	0
BETTER OUTLOOK CENTER HWH	147	68	48	53	43
COVE HWH	38	33	22	1	1
DADE INTENSIVE CONTROL	108	14	26	12	11
VOLUSIA HWH	171	0	0	98	61
ROBERT E. LEE HWH	53	2	2	39	26
WILFLACOCHEE STOP	108	0	0	15	13
POLK HWH	148	0	0	60	47
GATOR/NOLE SERVICE CENTER	135	0	0	13	11
DAART	56	1	1	25	18
LOCAL RESIDENTIAL D2	53	9	6	16	10
LOCAL RESIDENTIAL D3	64	0	0	0	0
LOCAL RESIDENTIAL D4	71	5	5	16	12
LOCAL RESIDENTIAL D5	61	15	15	0	0
LOCAL RESIDENTIAL D6	37	0	0	4	4
DRUG RESIDENTIAL FD	44	4	3	9	8
LOCAL RESIDENTIAL D7	11	0	0	0	0
GROVE CO. DRUG TREATMENT	45	14	9	2	1
LOCAL RESIDENTIAL D8	85	1	1	5	4
LOCAL RESIDENTIAL D9	78	7	7	4	4
LOCAL RESIDENTIAL D10	90	19	18	0	0
LOCAL RESIDENTIAL D11	90	7	7	4	4
LOCAL RESIDENTIAL D15	5	0	0	0	0
LEON START	62	0	0	16	14
DUVAL START	109	0	0	23	20
PEACE RIVER OUTWARD BOUND	105	0	0	9	9
YOUTH ENVIRONMENTAL S /CS	20	0	0	5	5
CROSSROADS WILDERNESS	101	0	0	6	6
ECKERD CHALLENGE NORTH	109	2	2	14	14
ATC DUAL DIAGNOSIS	80	7	5	1	1
TOTAL	4,553	410	306	860	684

Source: CIS/FACTS Extract, February 1995 (clients released during FY 1993-94)

**TABLE 14-9: MODERATE RISK RESIDENTIAL PROGRAMS  
TOTAL COST FOR FY 1993-94**

PROGRAM	TOTAL COST	# OF CASES SERVED	# OF RESIDENT DAYS	AVG. LENGTH OF STAY (IN DAYS)
PENSACOLA BOYS BASE	\$627,185	159	8,329	81.7
CRISWELL HWH	92,458	3	0	N/A
RAFT CENTER FOR GIRLS	351,029	55	2,192	91.1
W. FL. WILDERNESS INST.	675,300	67	7,330	152.9
GATE CENTER	349,520	36	1,782	69.0
ALACHUA HWH	627,864	144	7,539	81.3
FSYA (see note 1)	N/A	34	1,709	94.0
HAMILTON CO. HWH	856,583	37	2,761	81.9
DUVAL HWH	672,366	201	9,018	86.7
NASSAU HWH	565,578	50	3,410	96.3
BRITT HWH	694,471	167	8,820	100.1
LEAF HWH	326,106	52	2,147	68.5
LEAF TRANSITION PROGRAM (see note 2)		12	697	68.0
SAN ANTONIO BOYS VILLAGE	539,003	96	7,735	127.4
HILLSBOROUGH ALL HWH (see note 3)		108	6,933	109.0
HILLSBOROUGH D6 HWH	904,935	57	3,358	113.1
BREVARD HWH	529,055	145	6,982	93.3
ORANGE HWH	602,897	72	4,435	108.9
ORANGE HWH2 (see note 4)		20	1,509	107.5
HONOR HWH A	245,063	83	5,954	105.6
HONOR HWH B	245,063	45	3,896	131.9
ARC HWH A	590,450	64	4,655	102.0
ARC HWH B	496,250	50	4,460	130.4
SPACE COAST MARINE INST. (see note 5)	602,310	83	7,776	154.1
BRADLEY OAKS HWH	591,300	92	6,333	107.0
LEE HWH	1,271,993	16	1,012	71.3
PRICE HWH	763,296	131	8,828	90.5
PALM BEACH HWH	980,528	128	5,862	80.5
BANYAN WORK HWH	472,351	63	4,878	104.1
MIAMI HWH	961,600	162	5,909	72.9
DADE HWH	610,855	51	1,003	86.9
BETTER OUTLOOK CENTER HWH	769,776	167	6,441	109.8
COVE HWH	155,025	41	1,650	68.0
DADE INTENSIVE CONTROL	504,822	126	3,867	59.8
VOLUSIA HWH	663,975	219	8,597	79.7
ROBERT E. LEE HWH	776,963	60	2,926	103.5
WITHLACOOCHIE STOP	563,354	162	7,476	56.4
POLK HWH	653,308	152	8,614	99.4
GATOR/NOLE SERVICE CENTER	1,477,101	172	9,925	82.8
DAART (see note 6)	N/A	66	4,549	134.6
LOCAL RESIDENTIAL D2	N/A	63	5,188	204.1
LOCAL RESIDENTIAL D3	N/A	68	9,262	299.4
LOCAL RESIDENTIAL D4	N/A	79	4,760	223.9
LOCAL RESIDENTIAL D5	N/A	64	5,830	204.9
LOCAL RESIDENTIAL D6	N/A	39	4,652	174.0
DRUG RESIDENTIAL FD	N/A	46	3,445	182.9
LOCAL RESIDENTIAL D7	N/A	12	1,479	452.0
GROVE CO. DRUG TREATMENT	N/A	47	3,819	96.3
LOCAL RESIDENTIAL D8	N/A	91	10,119	170.2
LOCAL RESIDENTIAL D9	N/A	84	8,968	188.9
LOCAL RESIDENTIAL D10	N/A	112	9,817	148.4
LOCAL RESIDENTIAL D11	N/A	99	13,380	368.8
LOCAL RESIDENTIAL D15	N/A	8	386	46.8
LEON START	646,970	95	5,670	100.6
DUVAL START	761,157	139	7,524	75.4
PEACE RIVER OUTWARD BOUND	660,579	109	6,372	72.3
YOUTH ENVIRONMENTAL SVCS	959,440	20	2,437	137.0
CROSSROADS WILDERNESS	865,296	108	11,050	144.4
ECKERD CHALLENGE NORTH	840,339	122	10,260	127.1
ATC DUAL DIAGNOSIS	604,725	80	5,552	77.0
STATEWIDE	\$27,148,239	5,133	331,267	113.0

Source: Total costs are reported from SAMAS for FY 1993-94.

Note 1: Expenditures for these programs were not found in SAMAS.

Note 2: Expenditures in SAMAS could not be broken out from those attributed to Leaf Halfway House.

Note 3: Expenditures in SAMAS could not be broken out from those attributed to Hillsborough D6 Halfway House.

Note 4: Expenditures in SAMAS could not be broken out from those attributed to Orange Halfway House.

Note 5: Space Coast Marine Inst. has residential and non-residential components. The contracted dollars are the same for both components.

Note 6: SAMAS does not report separately expenditures for Local Residential programs.

### **Program Cost**

Table 14-9 summarizes cost by program. The total general revenue expenditures for moderate risk residential community-based commitment programs, that could be extracted from SAMAS, amounted to \$27,148,239.

Total costs reported each year include the costs of renovations to facilities and other OCO expenditures. Therefore, although total costs reflect actual expenditures, they will vary from year to year.

### **Program Effectiveness**

Successful completion, rereferrals, readjudications, recommitments and seriousness of offending are key measures in assessing the effectiveness of the moderate risk residential community-based programs.

The statewide successful completion rate was 55.1 percent. However, the programs show a great deal of variability in terms of successful completion. The unsuccessful completion rate was 6.3 percent and the rate of transfers to an equally restrictive program was 10.2 percent.

Readjudication rates also varied by program type with 40.8 percent statewide readjudicated within one year of release. Overall, youth from START centers had the highest readjudication rate with just over 51 percent readjudicated on a new offense within one year of release. These youth are significantly younger than youth served in any of the other moderate risk residential programs. They averaged only 14.3 years old at the time of discharge. They were also the youngest at the time of their first referral to the juvenile system at only 11.5 years of age. It is possible that the differences in recidivism rates are more reflective of the clients served than on the type of services the clients received. These differences however should be explored through further study.

**TABLE 14-R**  
**MODERATE RISK RESIDENTIAL PROGRAMS**  
**RECOMMENDATION UPDATE**

Recommendation in 1993 Outcome Evaluation	Progress in FY 1993-94	1994 Report Recommendation
<p><b>Program Improvement</b></p> <p>Though all level six programs are performing as well or better than expected, it is of concern that actual recidivism rates are so high. The average recommitment or readjudication rate of 66 percent masks a wide range of variation in actual rates of 40 percent at Miami Halfway House and 85 percent at Duval Start. The Department should follow up on both high and low recidivism rates for level six programs using intensive program based evaluations to investigate contributing factors and innovative programmatic features.</p>	<p>Lack of bed spaces to house juvenile offenders was probably a significant factor contributing to the wide range of recidivism rates. Additional beds have been added during this year which should have a positive impact.</p>	<p><b>Program Improvement</b></p> <p>Quality assurance peer reviews should be followed up to ensure effectiveness of programs. Emphasis should be given to achieving measurable behavior changes and skill acquisition by youth during their stay in moderate risk programs.</p> <p>Improve security to reduce escapes and absconds.</p> <p>At higher restrictiveness levels, provide for admission criteria that allows for the transfer of youth to a higher level if the youth is too difficult for the moderate risk level.</p>

## **CHAPTER 14 APPENDIX**



**DISTRICT 1**  
**Pensacola Boys Base**

**PROGRAM DESCRIPTION:**

**Address:** Building 3780, Corry Station  
Pensacola, Florida 32511

**Telephone:** (904) 453-7490  
SC 697-7490

**Fax:** (904) 453-7494  
SC 697-7490

**Restrictiveness Level:** 6

**Intended ALOS:** 4-6 months

**Capacity:** 25

**Aftercare Services Provided?:** No

**Eligibility Criteria:**

Committed males between the ages of 14-17  
First degree misdemeanants and felony offenses  
preferred.

**Services and Treatment Offered:**

This is a structured residential treatment  
program located on a Navy base. Youth  
participate in reality based individual and group  
therapy. Youth attend in-house school or obtain  
employment, and participate in community  
recreational activities.

**DISTRICT 2**  
**Regional Adolescent Female Treatment  
Center**

**PROGRAM DESCRIPTION:**

**Address:** DISC Village Incorporated  
P.O. Box 568  
Woodville, Florida 32362

**Telephone:** (904) 421-4115  
SC 277-4456/4861

**Fax:** (904) 421-4378

**Restrictiveness Level:** 6

**Intended ALOS:** 6 months

**Capacity:** 16

**Aftercare Services Provided?:** No

**Eligibility Criteria:**

This is a moderate risk residential program for  
adolescent females ages 14-17. Youth on  
medication will be considered but they must be  
able to deal with the therapeutic environment.

**Services and Treatment Offered:**

The program is in a structured therapeutic  
community with individualized treatment plans  
including, family counseling, leadership skills,  
and drug and alcohol abuse issues. An on  
campus academic program is provided, as well  
as, an on staff psychologist. Progress and  
performance in the program is based on a daily  
point system.

**DISTRICT 2**  
**Gate Center Halfway House**

**PROGRAM DESCRIPTION:**

**Address:** P.O. Box 568  
Woodville, Florida 32362

**Telephone:** (904) 487-2277  
(904) 487-1717 (main #)

**Fax:** (904) 421-4378

**Restrictiveness Level:** 6

**Intended ALOS:** 6 months

**Capacity:** 16

**Aftercare Services Provided?:** No

**Eligibility Criteria:**

Committed males ages 13-16 from the commitment service area (Districts 1 and 2).

**Services and Treatment Offered:**

Clients develop a treatment plan in conjunction with their counselors. Education is provided on site by the Wakulla County School System. Vocational counselors visit on a daily basis. There are weekly visits by a licensed psychiatrist and special needs are provided by a full time special needs counselor. Camping trips and intensive wilderness experiences are also a part of this program.

**DISTRICT 2**  
**Criswell Halfway House**

**PROGRAM DESCRIPTION:**

**Address:** 3240 Capital Circle  
Tallahassee, Florida 32310

**Telephone:** Program closed

**Restrictiveness Level:** 6

**Capacity:** 28

**Aftercare Services Provided?:** No

**Intended ALOS:**

Phase down for closing. 4/26/93. Bear Creek program starting 6/25/93

**Eligibility Criteria:**

Committed youth ages 14-18 convicted of a felony or first degree misdemeanor.

**Services and Treatment Offered:**

This is a structured residential program offering individual and group counseling, performance contracts, and community involvement. Vocational component and employment opportunities are available through the community.

**DISTRICT 3**  
**The Florida School for Youth Achievement**

**PROGRAM DESCRIPTION:**

**Address:** P.O. Box 2210  
Chiefland, Florida 32626

**Telephone:** (904) 493-6093  
SC 631-6093

**Fax:** (904) 486-5340  
SC 645-5340

**Restrictiveness Level:** 6

**Intended ALOS:** Program closed to new admissions Sept. 1, 1993

**Capacity:** 16

**Aftercare Services Provided?:** No

**Eligibility Criteria:**

Committed females ages 12-18. Youths referred for felonies and first degree misdemeanors are preferred.

**Services and Treatment Offered:**

This was a contracted female halfway house offering specialized counseling services. The program was closed 11/23/93.

**DISTRICT 3**  
**Hamilton County Halfway House**

**PROGRAM DESCRIPTION:**

**Address:** 1000 Mitchell Street Extension  
Jasper, Florida 32052

**Telephone:** (904) 792-6400  
**Fax:** (904) 792-6401

**Restrictiveness Level:** 6

**Intended ALOS:** 6 months

**Capacity:** 24

**Aftercare Services Provided?:** No

**Eligibility Criteria:**

Committed males ages 14-18.

**Services and Treatment Offered:**

Each halfway house program uses the resources available in the community to enhance its own services and give the residents an opportunity for interaction outside the confines of the halfway house. Residents are involved in an intensive, responsibility oriented program geared toward helping them lead more socially acceptable lives. Individualized assessments are conducted and performance contracts written shortly after the youth enter the program. Resident meetings are conducted by group leaders. These same staff, along with clinical social workers, provide individual counseling to facilitate a more successful adjustment at home after release, as well as, to improve peer relationships and social interactions.

**DISTRICT 3**  
**Alachua County Halfway House**

community or involved in volunteer work projects.

**PROGRAM DESCRIPTION:**

**Address:** 3430 N.E. 39th Avenue  
Gainesville, Florida 32609

**Telephone:** (904) 955-2160  
SC 625-2160

**Fax:** (904) 955-2383  
SC 625-2160

**Restrictiveness Level:** 6

**Intended ALOS:** 6 months

**Capacity:** 22

**Aftercare Services Provided?:** No

**Eligibility Criteria:**

This is a program for 13-18 year old committed females. The girls have generally committed serious property crimes with frequent and repeated law violations. Some may have at least one prior felony conviction.

**Services and Treatment Offered:**

Each halfway house program uses the resources available in the community to enhance its own services and give the residents an opportunity for interaction outside the confines of the halfway house. Residents are involved in an intensive, responsibility oriented program geared toward helping them lead more socially acceptable lives. Individualized assessments are conducted and performance contracts written shortly after the youth enter the program. Resident meetings are conducted by group leaders. These same staff, along with clinical social workers, provide individual counseling to facilitate a more successful adjustment at home after release, as well as, to improve peer relationships and social interaction skills. Students attend school at the facility, but may also participate in community college or vocational school programs when appropriate. Other residents may be involved in the

**DISTRICT 4**  
**Duval Halfway House**

**PROGRAM DESCRIPTION:**

**Address:** 3036 Phillips Highway  
Jacksonville, Florida 32207

**Telephone:** (904) 348-2680  
**Fax:** (904) 348-2691  
SC 870-2691

**Restrictiveness Level:** 6

**Intended ALOS:** 90 days

**Capacity:** 28

**Aftercare Services Provided?:** No

**Eligibility Criteria:**

Males ages 14-18. Youth committed for felonies and first degree misdemeanors are preferred.

**Services and Treatment Offered:**

Duval halfway house encourages the residents to participate in one on one counseling sessions. A mental health therapist is available. Residents attend school daily with teachers provided by the Duval County Public School System. A drug abuse counselor is also available through Gateway community services. Community activities are provided by the Recreational Therapist.

**DISTRICT 4**  
**Volusia Halfway House**

**PROGRAM DESCRIPTION:**

**Address:** 1047 Madison Avenue  
Daytona Beach, Florida 32114

**Telephone:** (904) 254-3724  
SC 380-3753  
**Fax:** (904) 238-4789

**Restrictiveness Level:** 6

**Intended ALOS:** 90 days

**Capacity:** 28

**Aftercare Services Provided?:** Yes

**Eligibility Criteria:**

Committed males age 14-18 from the NE CSA. Youths committed for felonies and first degree misdemeanors are preferred.

**Services and Treatment Offered:**

Each halfway house program uses the resources available in the community to enhance its own services and give the residents an opportunity for interaction outside the confines of the halfway house. Residents are involved in an intensive, responsibility oriented program geared toward helping them lead more socially acceptable lives. Individualized assessments are conducted and performance contracts written shortly after the youth enter the program. Resident meetings are conducted by group leaders. These same staff, along with clinical social workers, provide individual counseling to facilitate a more successful adjustment at home after release, as well as, to improve peer relationships and social interaction skills. Students attend school at the facility, but may also participate in community college or vocational school programs when appropriate. Other residents may be involved in the community or involved in volunteer work projects.

**DISTRICT 4**  
**Nassau Halfway House**

**PROGRAM DESCRIPTION:**

**Address:** 1781 Lisa Avenue  
Fernandina Beach, Florida 32034

**Telephone:** (904) 277-4244  
**Fax:** (904) 277-4310

**Restrictiveness Level:** 6

**Intended ALOS:** Three and one-half to six months.

**Capacity:** 10

**Aftercare Services Provided?:** No

**Eligibility Criteria:**

Committed males age 14-18. Youths committed for felonies and first degree misdemeanors are preferred

**Services and Treatment Offered:**

Each halfway house program uses the resources available in the community to enhance its own services and give the residents an opportunity for interaction outside the confines of the halfway house. Residents are involved in an intensive, responsibility oriented program geared toward helping them lead more socially acceptable lives. Individualized assessments are conducted and performance contracts written shortly after the youth enter the program. Resident meetings are conducted by group leaders. These same staff, along with clinical social workers, provide individual counseling to facilitate a more successful adjustment at home after release, as well as, to improve peer relationships and social interactions.

**DISTRICT 5**  
**San Antonio Boys Village**

**PROGRAM DESCRIPTION:**

**Address:** P.O. Box 505  
San Antonio, Florida 33576

**Telephone:** (904) 588-3786  
SC 621-7380  
**Fax:** (904) 588-4449

**Restrictiveness Level:** 6

**Intended ALOS:** 4-6 months

**Capacity:** 24

**Aftercare Services Provided?:** No

**Eligibility Criteria:**

This program is for males age 13-17 who are committed for second degree misdemeanors to felony offenses. Parents must be willing to participate in the program. Highly assaultive youth, capital offenders, and drug addicted youth are excluded.

**Services and Treatment Offered:**

San Antonio Boys Village provides individual and group counseling, community service projects, family counseling, and work in the facility nursery. Parents must be willing to participate in the program. There are also incentive dirt biking and deep sea fishing programs.

**DISTRICT 5**  
**Britt Halfway House**

**PROGRAM DESCRIPTION:**

**Address:** 3001 26th Avenue South  
St. Petersburg, Florida 33712

**Telephone:** (813) 893-2731  
SC 594-2731

**Fax:** (813) 893-2929

**Restrictiveness Level:** 6

**Intended ALOS:** 4-6 months

**Capacity:** 28

**Aftercare Services Provided?:** No

**Eligibility Criteria:**

Committed males age 14-18 from the West CSA. Youths committed for felonies and first degree misdemeanors are preferred.

**Services and Treatment Offered:**

Each halfway house program uses the resources available in the community to enhance its own services and give the residents an opportunity for interaction outside the confines of the halfway house. Residents are involved in an intensive, responsibility oriented program geared toward helping them lead more socially acceptable lives. Individualized assessments are conducted and performance contracts written shortly after the youth enter the program. Resident meetings are conducted by group leaders. These same staff, along with clinical social workers, provide individual counseling to facilitate a more successful adjustment at home after release, as well as, to improve peer relationships and social interaction skills. Students attend school at the facility, but may also participate in community college or vocational school programs when appropriate. Other residents may be involved in the community or involved in volunteer work projects.

**DISTRICT 6**  
**Hillsborough D-6 Halfway House**

**PROGRAM DESCRIPTION:**

**Address:** 3930 W. Martin Luther King  
Blvd.  
Tampa, Florida 33614

**Telephone:** (813) 871-7655  
SC 542-7655

**Fax:** (813) 871-7998

**Restrictiveness Level:** 6

**Intended ALOS:** 6 months

**Capacity:** 10

**Aftercare Services Provided?:** No

**Eligibility Criteria:**

Committed males age 15-18 are accepted ; felons and first degree misdemeanants are preferred. These ten beds are reserved for clients in the auto body vocational program.

**Services and Treatment Offered:**

Treatment is centered around reality therapy, family counseling, drug education, mental health services and specialized groups in anger control, peer counseling, social skills, and beginning parenthood. We also have a Vocational Auto Body program jointly with the Hillsborough County School System. There is also an in-house education program and a wide variety of recreational activities.

**DISTRICT 6**  
**Hillsborough All Halfway House**

**PROGRAM DESCRIPTION:**

**Address:** 3930 Martin Luther King Blvd.  
Tampa, Florida 33614

**Telephone:** (813) 871-7655  
SC 542-7655

**Fax:** (813) 871-7998

**Restrictiveness Level:** 6

**Intended ALOS:** 3 months

**Capacity:** 18

**Aftercare Services Provided?:** No

**Eligibility Criteria:**

Committed males ages 14-18 from the West Commitment Service area. Clients who are adjudicated for first degree misdemeanors and felonies are preferred.

**Services and Treatment Offered:**

Each halfway house program uses the resources available in the community to enhance its own services and give the residents an opportunity for interaction outside the confines of the halfway house. Residents are involved in an intensive, responsibility oriented program geared toward helping them lead more socially acceptable lives. Individualized assessments are conducted and performance contracts written shortly after the youth enter the program. Resident meetings are conducted by group leaders. These same staff, along with clinical social workers, provide individual counseling to facilitate a more successful adjustment at home after release, as well as, to improve peer relationships and social interactions.

**DISTRICT 7**  
**Honor Halfway House A**

**PROGRAM DESCRIPTION:**

**Address:** 519 Clark Street  
Eatonville, Florida 32751

**Telephone:** (407) 629-9091  
**Fax:** (407) 629-0093

**Restrictiveness Level:** 6

**Intended ALOS:** 4-6 months

**Capacity:** 19

**Aftercare Services Provided?:** No

**Eligibility Criteria:**

Committed male youth age 14-18 are accepted. Felons and first degree misdemeanants are preferred.

**Services and Treatment Offered:**

Each halfway house program uses the resources available in the community to enhance its own services and give the residents an opportunity for interaction outside the confines of the halfway house. Residents are involved in an intensive, responsibility oriented program geared toward helping them lead more socially acceptable lives. Individualized assessments are conducted and performance contracts written shortly after the youth enter the program. Resident meetings are conducted by group leaders. These same staff, along with clinical social workers, provide individual counseling to facilitate a more successful adjustment at home after release, as well as, to improve peer relationships and social interactions.



**DISTRICT 7**  
**Honor Halfway House B**

**PROGRAM DESCRIPTION:**

**Address:** 4527 Carter Street  
Orlando, Florida 32811

**Telephone:** (407) 578-7196

**Fax:** (407) 578-4594

**Restrictiveness Level:** 6

**Intended ALOS:** 4-6 months

**Capacity:** 18

**Aftercare Services Provided?:** No

**Eligibility Criteria:**

Committed male youth age 14-18 are accepted. Felons and first degree misdemeanants are preferred.

**Services and Treatment Offered:**

Each halfway house program uses the resources available in the community to enhance its own services and give the residents an opportunity for interaction outside the confines of the halfway house. Residents are involved in an intensive, responsibility oriented program geared toward helping them lead more socially acceptable lives. Individualized assessments are conducted and performance contracts written shortly after the youth enter the program. Resident meetings are conducted by group leaders. These same staff, along with clinical social workers, provide individual counseling to facilitate a more successful adjustment at home after release, as well as, to improve peer relationships and social interactions.

**DISTRICT 7**  
**Brevard Halfway House**

**PROGRAM DESCRIPTION:**

**Address:** 5332 Riveredge Drive  
Titusville, Florida 32780

**Telephone:** (407) 383 2770

SC 360-2770

**Fax:** (407) 269-6326

**Restrictiveness Level:** 6

**Intended ALOS:** 4-6 months

**Capacity:** 22

**Aftercare Services Provided?:** No

**Eligibility Criteria:**

Committed females age 14-18 from the entire state. Youths committed for felonies and first degree misdemeanors are preferred.

**Services and Treatment Offered:**

Each halfway house program uses the resources available in the community to enhance its own services and give the residents an opportunity for interaction outside the confines of the halfway house. Residents are involved in an intensive, responsibility oriented program geared toward helping them lead more socially acceptable lives. Individualized assessments are conducted and performance contracts written shortly after the youth enter the program. Resident meetings are conducted by group leaders. These same staff, along with clinical social workers, provide individual counseling to facilitate a more successful adjustment at home after release, as well as, to improve peer relationships and social interaction skills. Students attend school at the facility, but may also participate in community college or vocational school programs when appropriate. Other residents may be involved in the community or involved in volunteer work projects.

**DISTRICT 7**  
**ARC Halfway House B**

**PROGRAM DESCRIPTION:**

**Address:** 5970 South Orange Blossom  
Trail  
Intercession City, Florida 33848

**Telephone:** (407) 846-5294  
SC 237-5294

**Fax:** (407) 846-5298

**Restrictiveness Level:** 6

**Intended ALOS:** 6 months

**Capacity:** 24

**Aftercare Services Provided?:** No

**Eligibility Criteria:**

Committed male youth age 14-17 are accepted. Felons and first degree misdemeanants are preferred.

**Services and Treatment Offered:**

Each halfway house program uses the resources available in the community to enhance its own services and give the residents an opportunity for interaction outside the confines of the halfway house. Residents are involved in an intensive, responsibility oriented program geared toward helping them lead more socially acceptable lives. Individualized assessments are conducted and performance contracts written shortly after the youth enter the program. Resident meetings are conducted by group leaders. These same staff, along with clinical social workers, provide individual counseling to facilitate a more successful adjustment at home after release, as well as, to improve peer relationships and social interactions.

**DISTRICT 7**  
**ARC Halfway House A**

**PROGRAM DESCRIPTION:**

**Address:** 5970 South Orange Blossom  
Trail  
Intercession City, Florida 33848

**Telephone:** (407) 237-5294  
**Fax:** (407) 846-5298

**Restrictiveness Level:** 6

**Intended ALOS:** 6 months

**Capacity:** 24

**Aftercare Services Provided?:** No

**Eligibility Criteria:**

Committed male youth age 14-17 are accepted. Felons and first degree misdemeanants are preferred.

**Services and Treatment Offered:**

Each halfway house program uses the resources available in the community to enhance its own services and give the residents an opportunity for interaction outside the confines of the halfway house. Residents are involved in an intensive, responsibility oriented program geared toward helping them lead more socially acceptable lives. Individualized assessments are conducted and performance contracts written shortly after the youth enter the program. Resident meetings are conducted by group leaders. These same staff, along with clinical social workers, provide individual counseling to facilitate a more successful adjustment at home after release, as well as, to improve peer relationships and social interactions.

**DISTRICT 7**  
**Orange Halfway House**

**PROGRAM DESCRIPTION:**

**Address:** 5275 South Orange Blossom  
Trail

Orlando, Florida 32839

**Telephone:** (407) 856-6530  
SC 358-6530

**Fax:** (407) 856-6559  
SC 358-6559

**Restrictiveness Level:** 6

**Intended ALOS:** 4-6 months

**Capacity:** 21

**Aftercare Services Provided?:** No

**Eligibility Criteria:**

Committed males age 14-18. Youths committed for felonies and first degree misdemeanors are preferred.

**Services and Treatment Offered:**

Each halfway house program uses the resources available in the community to enhance its own services and give the residents an opportunity for interaction outside the confines of the halfway house. Residents are involved in an intensive, responsibility oriented program geared toward helping them lead more socially acceptable lives. Individualized assessments are conducted and performance contracts written shortly after the youth enter the program. Resident meetings are conducted by group leaders. These same staff, along with clinical social workers, provide individual counseling to facilitate a more successful adjustment at home after release, as well as, to improve peer relationships and social interactions.

**DISTRICT 8**  
**Price Halfway House**

**PROGRAM DESCRIPTION:**

**Address:** P.O. Box 6369  
Fort Myers, Florida 33911-6369

**Telephone:** (813) 332-6934  
SC 748-6934

**Fax:** (813) 332-6955  
SC 748-6955

**Restrictiveness Level:** 6

**Intended ALOS:** 4-6 months

**Capacity:** 26

**Aftercare Services Provided?:** No

**Eligibility Criteria:**

Committed males age 14-18. Youths committed for felonies and first degree misdemeanors are preferred

**Services and Treatment Offered:**

Each halfway house program uses the resources available in the community to enhance its own services and give the residents an opportunity for interaction outside the confines of the halfway house. Residents are involved in an intensive, responsibility oriented program geared toward helping them lead more socially acceptable lives. Individualized assessments are conducted and performance contracts written shortly after the youth enter the program. Resident meetings are conducted by group leaders. These same staff, along with clinical social workers, provide individual counseling to facilitate a more successful adjustment at home after release, as well as, to improve peer relationships and social interactions.

**DISTRICT 8**  
**Lee Halfway House**

**PROGRAM DESCRIPTION:**

**Address:** P.O. Box 61558  
Fort Myers, Florida 33906

**Telephone:** (813) 277-5029  
**Fax:** (813) 277-5028

**Restrictiveness Level:** 6

**Intended ALOS:** 3-4 months

**Capacity:** 30

**Aftercare Services Provided?:** No

**Eligibility Criteria:**

Committed males age 14-18 are accepted. Youth committed for first degree misdemeanors and felonies are preferred.

**Services and Treatment Offered:**

Each halfway house program uses the resources available in the community to enhance its own services and give the residents an opportunity for interaction outside the confines of the halfway house. Residents are involved in an intensive, responsibility oriented program geared toward helping them lead more socially acceptable lives. Individualized assessments are conducted and performance contracts written shortly after the youth enter the program. Resident meetings are conducted by group leaders. These same staff, along with clinical social workers, provide individual counseling to facilitate a more successful adjustment at home after release, as well as, to improve peer relationships and social interactions.

**DISTRICT 9**  
**Banyan Work Halfway House**

**PROGRAM DESCRIPTION:**

**Address:** 1199 West Lantana, Bldg. B  
Lantana, Florida 33462

**Telephone:** (407) 540-1200  
**Fax:** (407) 540-1207

**Restrictiveness Level:** 6

**Intended ALOS:** 4-6 months

**Capacity:** 24

**Aftercare Services Provided?:** No

**Eligibility Criteria:**

Committed males 16-18 who have been committed for a felony or a first degree misdemeanor. Clients from districts 9 and 15 are preferred.

**Services and Treatment Offered:**

Each halfway house program uses the resources available in the community to enhance its own services and give the residents an opportunity for interaction outside the confines of the halfway house. Residents are involved in an intensive, responsibility oriented program geared toward helping them lead more socially acceptable lives. Individualized assessments are conducted and performance contracts written shortly after the youth enter the program. Resident meetings are conducted by group leaders. These same staff, along with clinical social workers, provide individual counseling to facilitate a more successful adjustment at home after release, as well as, to improve peer relationships and social interactions.

**DISTRICT 9**  
**Palm Beach Halfway House**

**PROGRAM DESCRIPTION:**

**Address:** 901 North Eighth Street (33462)  
P. O. Box 3157  
Lantana, Florida 33465-3157

**Telephone:** (407) 540-1292  
**Fax:** (407) 540-1290  
SC 256-1290

**Restrictiveness Level:** 6

**Intended ALOS:** 3 months

**Capacity:** 20

**Aftercare Services Provided?:** Yes

**Eligibility Criteria:**

Committed males age 14-18. Youths committed for felonies and first degree misdemeanors are preferred.

**Services and Treatment Offered:**

Each halfway house program uses the resources available in the community to enhance its own services and give the residents an opportunity for interaction outside the confines of the halfway house. Residents are involved in an intensive, responsibility oriented program geared toward helping them lead more socially acceptable lives. Individualized assessments are conducted and performance contracts written shortly after the youth enter the program. Resident meetings are conducted by group leaders. These same staff, along with clinical social workers, provide individual counseling to facilitate a more successful adjustment at home after release, as well as, to improve peer relationships and social interactions

**DISTRICT 11**  
**Miami Halfway House**

**PROGRAM DESCRIPTION:**

**Address:** 10855 S.W. 84th Street  
Miami, Florida 33173

**Telephone:** (305) 274-9371  
**Fax:** (305) 270-8424

**Restrictiveness Level:** 6

**Intended ALOS:** 6 months

**Capacity:** 28

**Aftercare Services Provided?:** No

**Eligibility Criteria:**

Committed males age 14-18 are accepted. Youth committed for first degree misdemeanors and felonies are preferred.

**Services and Treatment Offered:**

Each halfway house program uses the resources available in the community to enhance its own services and give the residents an opportunity for interaction outside the confines of the halfway house. Residents are involved in an intensive, responsibility oriented program geared toward helping them lead more socially acceptable lives. Individualized assessments are conducted and performance contracts written shortly after the youth enter the program. Resident meetings are conducted by group leaders. These same staff, along with clinical social workers, provide individual counseling to facilitate a more successful adjustment at home after release, as well as, to improve peer relationships and social interactions.

**DISTRICT 11**  
**Dade Halfway House**

**PROGRAM DESCRIPTION:**

**Address:** 638 NW 62nd Street  
Miami, Florida 33142

**Telephone:** Disconnected

**Restrictiveness Level:** 6

**Intended ALOS:** 6 months

**Capacity:** 28

**Aftercare Services Provided?:** No

**Eligibility Criteria:**

Committed males age 14-18 are accepted. Youth committed for first degree misdemeanors and felonies are preferred.

**Services and Treatment Offered:**

Each halfway house program uses the resources available in the community to enhance its own services and give the residents an opportunity for interaction outside the confines of the halfway house. Residents are involved in an intensive, responsibility oriented program geared toward helping them lead more socially acceptable lives. Individualized assessments are conducted and performance contracts written shortly after the youth enter the program. Resident meetings are conducted by group leaders. These same staff, along with clinical social workers, provide individual counseling to facilitate a more successful adjustment at home after release, as well as, to improve peer relationships and social interactions.

**DISTRICT 11**  
**The Better Outlook Center Halfway House**

**PROGRAM DESCRIPTION:**

**Address:** 20660 Northwest 47th Avenue  
Miami, Florida 33055

**Telephone:** (305) 628-7207  
**Fax:** (305) 623-3644

**Restrictiveness Level:** 6

**Intended ALOS:** 6 months

**Capacity:** 28

**Aftercare Services Provided?:** No

**Eligibility Criteria:**

Committed males age 14-18 are accepted. Youth committed for first degree misdemeanors and felonies are preferred.

**Services and Treatment Offered:**

Youth participate in reality therapy based on individual and group counseling. Youth attend in-house school or obtain employment and participate in community recreational activities.

**DISTRICT 11**  
**Cove Halfway House**

**PROGRAM DESCRIPTION:**

**Address:** 11025 S.W. 84th Street  
Miami, Florida 33173

**Telephone:** (305) 273-3804

**Fax:** (305) 273-3824

**Restrictiveness Level:** 6

**Intended ALOS:** 3-6 months

**Capacity:** 11

**Aftercare Services Provided?:** No

**Eligibility Criteria:**

Committed females age 14-18 are accepted. Youth committed for first degree misdemeanors and felonies are preferred.

**Services and Treatment Offered:**

Each halfway house program uses the resources available in the community to enhance its own services and give the residents an opportunity for interaction outside the confines of the halfway house. Residents are involved in an intensive, responsibility oriented program geared toward helping them lead more socially acceptable lives. Individualized assessments are conducted and performance contracts written shortly after the youth enter the program. Resident meetings are conducted by group leaders. These same staff, along with clinical social workers, provide individual counseling to facilitate a more successful adjustment at home after release, as well as, to improve peer relationships and social interactions.

**DISTRICT 12**  
**Robert E. Lee Hall Halfway House**

**PROGRAM DESCRIPTION:**

**Address:** 3875 Tiger Bay Rd.  
Daytona Beach, Florida 32124

**Telephone:** (904)255-0447

**Fax:** (904) 238-0877

**Restrictiveness Level:** 6

**Intended ALOS:** 4-6 months

**Capacity:** 16

**Aftercare Services Provided?:** No

**Eligibility Criteria:**

Committed males ages 14-18, preferably from the East Commitment Service area.

**Services and Treatment Offered:**

Each halfway house program uses the resources available in the community to enhance its own services and give the residents an opportunity for interaction outside the confines of the halfway house. Residents are involved in an intensive, responsibility oriented program geared toward helping them lead more socially acceptable lives. Individualized assessments are conducted and performance contracts written shortly after the youth enter the program. Resident meetings are conducted by group leaders. These same staff, along with clinical social workers, provide individual counseling to facilitate a more successful adjustment at home after release, as well as, to improve peer relationships and social interactions.

**DISTRICT 12**  
**Bradley Oaks Halfway House**

**PROGRAM DESCRIPTION:**

**Address:** 6980 State Road 37 South  
Mulberry, Florida 33860

**Telephone:** (813) 428-2501

**Fax:** (813) 428-2119

**Restrictiveness Level:** 6

**Intended ALOS:** 4-6 months

**Capacity:** 24

**Aftercare Services Provided?:** No

**Eligibility Criteria:**

Committed male youth age 14-18 are accepted. Felons and first degree misdemeanants are preferred.

**Services and Treatment Offered:**

Each halfway house program uses the resources available in the community to enhance its own services and give the residents an opportunity for interaction outside the confines of the halfway house. Residents are involved in an intensive, responsibility oriented program geared toward helping them lead more socially acceptable lives. Individualized assessments are conducted and performance contracts written shortly after the youth enter the program. Resident meetings are conducted by group leaders. These same staff, along with clinical social workers, provide individual counseling to facilitate a more successful adjustment at home after release, as well as, to improve peer relationships and social interactions.

**DISTRICT 14**  
**Polk Halfway House**

**PROGRAM DESCRIPTION:**

**Address:** 2145 Bob Phillips Road  
Bartow, Florida 33830

**Telephone:** (813) 534-7155

**Fax:** (813) 534-7024

**Restrictiveness Level:** 6

**Intended ALOS:** 4-6 months

**Capacity:** 28

**Aftercare Services Provided?:** No

**Eligibility Criteria:**

Committed males age 14-18 are accepted. Youth committed for second and third degree felonies, or those with frequent and repeated prior felony adjudications are preferred.

**Services and Treatment Offered:**

Each halfway house program uses the resources available in the community to enhance its own services and give the residents an opportunity for interaction outside the confines of the halfway house. Residents are involved in an intensive, responsibility oriented program geared toward helping them lead more socially acceptable lives. Individualized assessments are conducted and performance contracts written shortly after the youth enter the program. Resident meetings are conducted by group leaders. These same staff, along with clinical social workers, provide individual counseling to facilitate a more successful adjustment at home after release, as well as, to improve peer relationships and social interactions.



**DISTRICT 2**  
**Leon START Center**

**PROGRAM DESCRIPTION:**

**Address:** 3420 Capital Circle Southwest  
Tallahassee, Florida 32310

**Telephone:** Program closed

**Restrictiveness Level:** 6

**Intended ALOS:** 6 months

**Capacity:** 20

**Aftercare Services Provided?:** No

**Eligibility Criteria:**

This is a moderate risk residential program for 12-15 year old males. Felony and first degree misdemeanor offenses are preferred.

**Services and Treatment Offered:**

This is an on-site educational program. There are individual and group counseling and mental health services available. Community activities are provided. The program also provides anger control classes, peer counseling, social skill development, and drug education, as well as, health and fitness classes and supervised recreation.

**DISTRICT 4**  
**Duval START Center**

**PROGRAM DESCRIPTION:**

**Address:** 7500 Ricker Road  
Jacksonville, Florida 32244

**Telephone:** (904) 573-3900  
SC 884-3900

**Fax:** (904) 573-3905

**Restrictiveness Level:** 6

**Intended ALOS:** 4 months

**Capacity:** 24

**Aftercare Services Provided?:** No

**Eligibility Criteria:**

Male youths age 12-16, committed for first degree misdemeanors or first degree felonies are accepted.

**Services and Treatment Offered:**

Services provided include experiential learning, mental health services, alcohol and drug abuse overlay services, AIDS education, academic competency development, recreational services, Boy Scouts, P.A.L. boxing, pre-vocational services, optional religious experiences, career development.

**DISTRICT 7**  
**Adolescent Therapeutic Center-Dual**  
**Diagnosed**

**PROGRAM DESCRIPTION:**

**Address:** 6849 Sea Harbor  
Orlando, Florida 32821

**Telephone:** (407) 858-6130

**Fax:** (407) 858-6134

**Restrictiveness Level:** 6

**Intended ALOS:** 6 months

**Capacity:** 52

**Aftercare Services Provided?:** No

**Eligibility Criteria:**

Committed males 13-18 who have been adjudicated for second degree or higher felonies or third degree felonies with one prior commitment, or offenses while on abscond status or transfers from other residential programs. This program focuses on clients with identified problems that contribute to their delinquency, such as substance abuse, sexual behavior dysfunction, mental illness or developmental disability.

**Services and Treatment Offered:**

This is a 6 month intensive residential program for offenders diagnosed with problems that contribute to their delinquency. The facility is located next to a state mental hospital and overlay psychiatric services are available. The program stresses experiential therapy. After a period of 75 good days clients are allowed passes and are also allowed to participate in wilderness experiences. There is an on site educational program with the Orange County school system. Community service is stressed and clients participate in the adopt a highway program, beach cleanup, and earth day 95. This program particularly stresses substance abuse counseling and wilderness experiences.

**DISTRICT 8**  
**Crossroads Wilderness Institute**

**PROGRAM DESCRIPTION:**

**Address:** 45991 Bermont Road  
Punta Gorda, Florida 33982

**Telephone:** (813) 637-9424

SC 721-7222

**Fax:** (813) 637-6902

**Restrictiveness Level:** 6

**Intended ALOS:** 6 months

**Capacity:** 30

**Aftercare Services Provided?:** Yes

**Eligibility Criteria:**

Committed males ages 14-18 are accepted. Youth with a history of felony offenses are preferred, but first degree misdemeanants with prior residential commitments are also accepted.

**Services and Treatment Offered:**

Crossroads Wilderness Institute is a residential program operated by Associated Marine Institutes. The program is located in an isolated, rural setting in Charlotte County. The youth are involved in a program of classroom instruction, as well as, training in CPR, first aid, aquatics, seamanship, scuba diving, and other related skills. Overnight trips help to reinforce skills learned in the classroom. Individualized treatment plans are developed through comprehensive assessments of the youth's needs. Specific behavioral, educational, and vocational objectives are prescribed. Through the structured program experiences clients are provided the training needed to function in their own communities. Reentry services are in place to aid in this transition.

**DISTRICT 11**  
**Dade Intensive Control Residential**

**PROGRAM DESCRIPTION:**

**Address:** 3300 N.W. 27th Avenue  
Miami, Florida 33142

**Telephone:** (305) 637-4529  
SC 461-4529

**Fax:** (305) 461-4669

**Restrictiveness Level:** 6

**Intended ALOS:** 6 months

**Capacity:** 16

**Aftercare Services Provided?:** Yes

**Eligibility Criteria:**

Committed males ages 14-18 if they are first time offenders. Second or third degree felons or misdemeanants are accepted.

**Services and Treatment Offered:**

The Dade Intensive Control Program offers a wide variety of services and treatments including, individual and group and family counseling, psychological evaluation and therapy, drug and alcohol treatment, vocational training, medical and dental treatment, pre-employment referrals, and Job Corps participation. Voluntary attendance at Saturday and Sunday religious services are also offered. Clients attend Miami Heat basketball games, and University of Miami football and basketball games. Clients are also taken to area parks and movies. A variety of sports activities are also offered at the facility itself.

**DISTRICT 3**  
**Eckerd Youth Challenge North**

**PROGRAM DESCRIPTION:**

**Address:** 201 Culbreath Road  
Brooksville, Florida 34602

**Telephone:** (904) 799-5621  
**Fax:** (904) 799-4457

**Restrictiveness Level:** 6

**Intended ALOS:** 4-6 months

**Capacity:** 30

**Aftercare Services Provided?:** Yes

**Eligibility Criteria:**

Committed youth 14-18 years of age who have been convicted of a felony, or have at least one prior commitment and residential placement. Youth are excluded if documented physical, learning, or emotional problems prevent educational and work program participation.

**Services and Treatment Offered:**

This is a 4-6 month residential program followed by a reentry program. It stresses group living, education, work service, recreation, and home and community relationship development.

**DISTRICT 15**  
**Gator Nole Residential Program**

**PROGRAM DESCRIPTION:**

**Address:** 117 Northeast 39th Boulevard  
Okeechobee, Florida 34972

**Telephone:** (813) 357-2000  
SC 721-7450

**Fax:** (813) 357-1944

**Restrictiveness Level:** 6

**Intended ALOS:**

Three and one half months.

**Capacity:** 30

**Aftercare Services Provided?:** Yes

**Eligibility Criteria:**

Committed males ages 14-18. Youths committed for a felony, or those that have at least one prior residential commitment are preferred. Youth with documented physical, learning, or emotional problems that prevent educational or -work participation are excluded.

**Services and Treatment Offered:**

This is a structured residential program for males from the East CSA. An average three months stay is followed by a reentry program. The program stresses group living, education, work, recreation, and home-community relationships.

**DISTRICT 8**  
**Peace River Outward Bound**

**PROGRAM DESCRIPTION:**

**Address:** 8806 S.W. Start Center Street  
Arcadia, Florida 33821

**Telephone:** (813) 993-4610  
SC 740-4610

**Fax:** (813) 993-4612  
SC 740-4612

**Restrictiveness Level:** 6

**Intended ALOS:** 3 months

**Capacity:** 24

**Eligibility Criteria:**

Male youth ages 13-15 who are first degree felons or misdemeanants who have not been previously committed.

**Services and Treatment Offered:**

This program is contracted with Hurricane Outward Bound, and is a combined residential and wilderness program. Peace River Outward Bound provides a variety of treatment activities through staff and peer interaction, individual and group counseling, and a structured activities program. Intake assessment is conducted and a performance contract is developed. Desoto County School System provides educational activities. Parental participation is encouraged. The program provides a stress oriented, short term, intensive residential program based on the Outward Bound philosophy.

**DISTRICT 6**  
**Youth Environmental Services**

**PROGRAM DESCRIPTION:**

**Address:** 301 7th Street East  
Bradenton, Florida 34208

**Telephone:** (813) 741-3102

**Fax:** (813) 741-3105

**Restrictiveness Level:** 6

**Intended ALOS:** 6-9 months

**Capacity:** 15

**Aftercare Services Provided?:** No

**Eligibility Criteria:**

Committed males age 15-18 convicted of a third degree felony with prior commitments. Or, committed males with prior commitment and chronic problems and a history of assaultive behavior.

**Services and Treatment Offered:**

Youth receive family, group and individual counseling. Guardian participation is encouraged and youth sometimes obtain employment at selected community employment sites. There is an on-site school present and clients are offered remedial education, if they need it, and they are encouraged to obtain their GED diplomas.

**DISTRICT 1**  
**Drug and Alcohol Adolescent Rehabilitation Treatment**

**PROGRAM DESCRIPTION:**

**Address:** 1221 West Lakeview Avenue  
Pensacola, Florida 32501

**Telephone:** (904) 432-1222

**Fax:** (904) 433-1314

**Restrictiveness Level:** 6

**Intended ALOS:** 4-6 months

**Capacity:** 20

**Aftercare Services Provided?:** Yes

**Eligibility Criteria:**

Male and female youth ages 14-18 who are in need of treatment for substance abuse.

**Services and Treatment Offered:**

Individual, group, and family counseling, as well as, substance abuse counseling. Clients attend public schools and prepare for the GED. There are remedial or special classes offered. Guardian participation is encouraged. This program also contains a day treatment component for clients completing the residential phase.

**DISTRICT 7**  
**Grove Counseling Center**

**PROGRAM DESCRIPTION:**

**Address:** 580 Old Sanford-Oviedo Road  
Winter Springs, Florida 32708

**Telephone:** (407) 327-1765

**Fax:** (407) 327-2001

**Restrictiveness Level:** 6

**Eligibility Criteria:**

Male or female youth age 13-17 who have a primary diagnosis of substance abuse and are not assaultive. Non committed as well as committed clients are accepted based on a screening by the Commitment Manager.

**Intended ALOS:** 3-9 months

**Capacity:** 18

**Aftercare Services Provided?:** No

**Services and Treatment Offered:**

Clients receive individual, group and family counseling, as well as, intensive counseling for substance abuse. There is vocational education offered and an on-site school on the premises. Guardian participation is encouraged. Parents may be charged a fee based on ability to pay.

**DISTRICT 5**  
**Leaf Transition (Life Enhancement for Adolescent Females)**

**PROGRAM DESCRIPTION:**

**Address:** 1614 Palm Way  
Largo, FL 34640

**Telephone:** Disconnected

**Fax:** (813) 531-9340

**Restrictiveness Level:** 6

**Intended ALOS:** 3 months

**Capacity:** 14

**Aftercare Services Provided?:**

This is aftercare.

**Eligibility Criteria:**

Committed females ages 13-18 who have completed the LEAF residential program but are not yet ready to return home.

**Services and Treatment Offered:**

This is a residential transition program for girls leaving LEAF halfway house who are not yet ready to return to their homes. Clients receive individual, family, and group counseling as part of an ongoing mental health treatment modality. Guardian participation is encouraged. There is an on-site school

<p><b>DISTRICT 2</b> <b>West Florida Wilderness Institute</b></p>
-----------------------------------------------------------------------

**PROGRAM DESCRIPTION:**

**Address:** Rt. 2, Box 1789  
Ponce de Leon, Florida 32455

**Telephone:** (904) 548-5524  
SC 771-2020

**Fax:** (904) 548-5907

**Restrictiveness Level:** 6

**Intended ALOS:** 5-6 months

**Capacity:** 26

**Aftercare Services Provided?:** No

**Eligibility Criteria:**

Committed males ages 14-18 from districts 1 and 2.

**Services and Treatment Offered:**

This is an Associated Marine Institute wilderness program. The program offers individual, group, and family counseling, as well as, mental health and substance abuse counseling. There is an on-site school and courses preparatory to the GED test. Vocational training is offered as well. guardian participation is encouraged.

## **15. HIGH RISK RESIDENTIAL PROGRAMS**

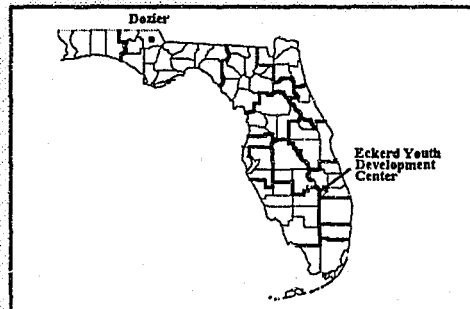
### **Program Description**

Level eight, high risk residential programs provide the most secure residential setting in the juvenile delinquency system for committed youth. Youth classified for this level of placement require close supervision in a structured residential setting that provides 24 hour per day secure custody, care and supervision. Placement in programs in this level is prompted by a concern for public safety that rules out placement in programs at lower restrictiveness levels or in the youth's home.

Admission criteria to most programs in this level is controlled by statute or the "Bobby M" consent decree. Youth assessed in need of placement in this level have been adjudicated and committed for major property offenses, felony assault offenses in the first, second and third degree categories and may have multiple prior commitments and residential placements. Most programs cannot admit transfers from a lower restrictiveness level without the youth receiving a new commitment. Length of stay in residential placement is long term (6-12 months) and intensive community supervision is provided following successful completion of residential placement.

Through a variety of treatment modalities which assist personal development and self-awareness, these programs attempt to reduce further delinquent acts and increase self-sufficiency. Placement resources in this level include training schools, the Florida Environmental Institute (FEI), Hillsborough Alternative Residential Program (HARP), Broward Control Treatment Center (BCTC), serious habitual offender programs (SHOP), Intensive Halfway Houses (IHWH) and Boot Camps. The Elaine Gordon Sex Offender Treatment Program is also included in this chapter.

**Training Schools.** Training Schools are institutions providing custodial care to male youth who require the highest level of security within the delinquency continuum. Two training schools, Arthur G. Dozier Training School and Eckerd Youth Development Center, provide custodial care to youth who have committed serious offenses. Both institutions have 24-hour staffing to ensure continuous supervision and care as well as counseling and treatment. The admission criteria for Dozier and Eckerd Youth Development Center are as follows:



- Male youth with any first or second degree felony adjudication;



**(Training Schools continued)**

- Male youth with any third degree adjudication and two or more previous felony commitments;
- Male youth adjudicated for a violent misdemeanor while in residential commitment status;
- Other male youth may be admitted under extraordinary circumstances when authorized by the PDJIP assistant secretary.

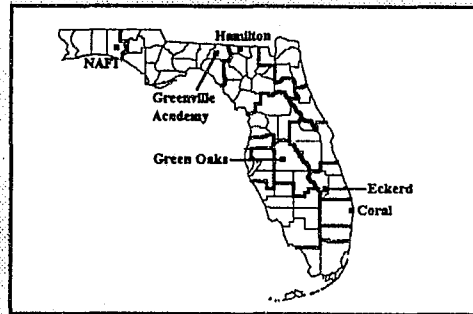
Both programs serve serious male juvenile offenders who meet training school admission criteria. Selected youth in these programs are placed in transitional cottages during the last part of their stay as preparation for return to the community.

As part of the agreement reached in the Bobby M. Consent Decree, both training schools have reduced their secure populations from over 500 each prior to the consent decree to a cap of 100 each. This cap was reached in December 1990 at Dozier and in March 1991 at EYDC. EYDC has an additional 30 beds in transitional cottages 'outside the fence' while Dozier has 28 additional beds.

**Arthur G. Dozier Training School.** This training school operates under an interdisciplinary team approach. This team consists of professionals from the Department of Health and Rehabilitative Services (Delinquency Services), the Department of Education (Washington County Schools) and Florida State University (Department of Psychology). This integrated approach was developed in order to ensure meaningful rehabilitation, education and treatment services for serious male juvenile offenders meeting training school admission criteria. Each youth is given a needs assessment and is evaluated by a multi-disciplinary team of professionals at the time of his admission. Subsequent to assessments and evaluations, the team meets with each student to finalize the youth's performance contract. Each youth is then placed in one of seven treatment units. During the youth's commitment, his treatment program is the focus and specific responsibility of the treatment team assigned to his unit. This team consists of a case manager, homelife staff (cottage parents), and an educational manager. A full range of educational, vocational and recreational programs is provided at Dozier.

**Eckerd Youth Development Center (EYDC).** EYDC has programmatic services similar to Dozier's. The educational component is contracted to the Washington County Schools. The academic curriculum includes a GED program for older male youths. Vocational skills are explored and several programs have been developed that range from auto mechanics to building maintenance to culinary arts classes. Day release programs are available where selected youth can work in the community and are paid minimum wage. Contracted psychologists are utilized for assessment and consultation and for planning therapeutic intervention with problem clients. A behavior management system has been designed at EYDC to reinforce cooperative living and interpersonal skills development. Close supervision by EYDC staff accentuates the secure custodial function of EYDC's program. An important component of the EYDC program is its reentry program to assist youth's readjustment upon return to the community.

**Intensive Halfway Houses.** An Intensive Halfway House program is a fifteen (15) to thirty (30) bed facility providing a continuum of services for youth classified as high risk to the public. Typically, the programs serve an all male population ranging in age from fourteen (14) through eighteen (18) years of age. The Intensive Halfway House provides protection of the public through the provision of treatment in a secure setting with the goal of preventing the youth from further penetration into the criminal justice system and alleviating or reducing the level of deviant behavior. Intensive halfway houses are the only level 8 programs that allow clients to be transferred from level 6.

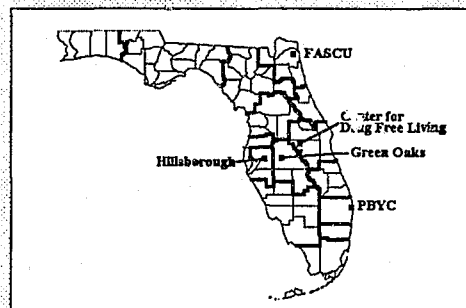


Therapeutic services are provided in a setting providing 24 hour a day custody, care and supervision. Consistent with the intentional therapeutic community concept, needs of youth are comprehensively assessed, individual performance contract goals are consistent with identified needs of youth, treatment services are carefully planned to address overall needs, and treatment strategies employ techniques which are based on control theory and structured learning theory. Control theory is utilized as a treatment mode in order to accomplish the program objectives. Structured learning (modeling, role playing, feedback and transfer of learning) is applied to skill training

Although the typical length of stay is six (6) to nine (9) months, release from the program is contingent upon the youth's achieving his goals. Prior to completion of residential services, transitional planning begins, arranging for the aftercare portion of the program, during which the youth will be continued in a community based aftercare program to provide services in the youth's home and community.

#### **Serious Habitual Offender Programs.**

**Florida Augustus Secure Care Unit (FASCU).** Operated by the National Center on Institutions and Alternatives of Alexandria, Virginia, the Florida Augustus Secure Care Unit is a serious offender program for male delinquent youth, ages 14-17 years, who meet the statutory criteria of "serious habitual offender." The program operates in two phases; nine months residential and nine months reentry - nonresidential. The program model is based on a "therapeutic community" model which combines intensive one-to-one therapeutic sessions with peer group counseling and family therapy.



The residential component of the program is located in a rural section of Duval County.

**(Serious Habitual Offender Programs continued)**

Primary goals of the residential phase include the development of individual, social, problem solving, and decision making skills; as well as the strengthening of family functions through regular family therapy. All program efforts are aimed at preparing each youth for successful reentry into the intensive supervision of the nonresidential phase.

Admission to the program is limited to the serious habitual offender youth of Duval County. The program opened in April 1990.

**Palm Beach Youth Center (PBYC).** Palm Beach Youth Center is a program of New Life Youth Services, Inc., a non-profit organization based in Cincinnati, Ohio. The program serves 30 male youth from Palm Beach County who meet the statutory criteria for serious habitual offenders. The average length of stay is nine months in each of the two phases.

The PBYC treatment program uses a combination of treatment philosophies, but the central approach is based on the concept of positive peer culture. It is basically an intensive group therapy approach, with group therapy held daily. Every other part of the program follows up on the treatment plans and commitments made in group therapy. Residents are taught to be caring and confrontive with each other and to be responsible for their peer community. The approach is a cognitive-behavioral one, focusing on changing habitual thinking patterns which have allowed the youth to justify harming others and himself. Social thinking problem areas which are emphasized include: learning to "own" their behaviors instead of blaming others, victim awareness and empathy for others, and the importance of self-discipline and mutual cooperation. These are the first steps in learning the skills necessary to hold down a job in the community and to be able to function in other social groups. Areas such as anger management, decision-making, planning and other life skills are taught regularly.

In addition to learning new social skills, a part of the rehabilitation process is making amends for having harmed others in the past. This is done partly through community service and following through on commitments, but also through being able to apologize to others and then to actually change harmful behavior to caring, helpful, responsible behavior toward others. After the youth completes the treatment phases at the center, he begins the aftercare phase in the community. A community services worker provides personalized assistance to help each youth establish a support system and obtain job and/or school placement, and also provides crisis intervention should any problems arise.

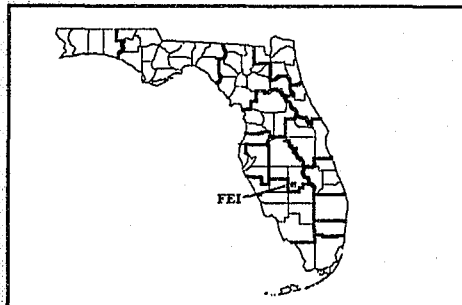
**Hillsborough SHOP.** This serious habitual offender program located in Seffner has been open since June 1993. It has a residential length of stay of 9 months and a non-residential length of stay of 9 months. Hillsborough SHOP serves SHO-eligible males, age 15-21, from Districts 5, 6, 8 and 14.

**Green Oaks SHOP.** This serious habitual offender program is located in Bartow and has been open since July 1993. It has a residential length of stay of 9 months and a non-residential length of stay of 9 months. Green Oaks SHOP serves SHO-eligible males, age 15-21, from Districts 5, 6, 8 and 14.

**The Center for Drug Free Living.** This program has been in operation since May 1993. It is located in Intercession City and has a 9 month residential and a 9 month non-residential length of stay for males, age 15-18, and serves the East Commitment Service Area.

**Florida Environmental Institute, Inc. (FEI).**

FEI is by the Associated Marine Institutes, Inc. FEI is funded by HRS to operate a highly structured three-phase program providing continuous case management for the most serious chronic youthful offenders. The youth served by FEI are ones who state's attorneys would otherwise recommend direct filing or waiving to the adult correctional system. The next step for all of these youth is the adult system. For this reason, the program is known to many as "last chance ranch." The youth served by FEI are males between the ages of 15 and 17 years who have histories of serious legal and social problems. These are youth who generally exhibit inadequate and undersocialized personalities. They usually have extremely poor self-images and lack adequate communication skills, complicated by serious education deficits. The program emphasizes an action-oriented, hands-on approach which develops desirable work habits, emphasizes immediate and fair discipline and develops employability and social skills in participating youth.



Phases I and II are the residential components of the program with services provided at FEI, a remote rural camp located in the Fisheating Creek Wilderness Area near Venus, Florida. One of the primary goals of these two phases is to help youth acquire good work habits and a basic understanding of the work ethic through successful participation in labor-intensive environmental work projects. The average length of stay for these two residential components is approximately one year.

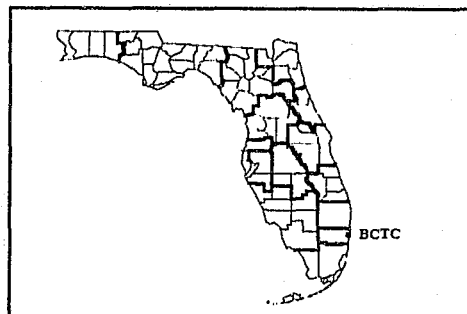
Phase III is the nonresidential or aftercare component of the program. Upon graduation from Phase II, each youth must return to his home community and be supervised by an FEI field advisor. The youth must maintain continuing satisfactory adjustment at home, begin working on a job, or be involved in vocational training or school. An inability to deal with the privileges of Phase III could result in the return of the offender to the residential portion of the serious offender program. The anticipated length of stay for the nonresidential phase is six months.

The admission criteria for FEI are as follows:

- Any male youth age 15 or older who have been committed for a capital, life, or first degree felony and have been referred through the State Attorney or adult court.

**Broward Control Treatment Center (BCTC).** BCTC is a residential treatment program for female delinquents who have committed serious offenses or are chronic law violators. The primary goal of the program is to provide the specific types and quality of services and support necessary to enable the individual resident to successfully function in the community as a responsible citizen.

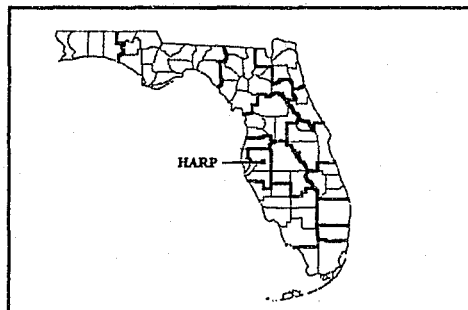
BCTC serves 20 females 14 years of age or older for a budgeted length of stay of six to nine months.



- In order to be admitted to BCTC the youth must be a female, 14 years of age or older who meets one or more of the following criteria:
- Is currently committed for a first degree felony or second degree felony.
- Has two or more prior commitments, at least one of which resulted in placement in a residential commitment program.
- Has been adjudicated for two or more delinquent acts that involved force capable of causing or that did cause life-threatening bodily injury.
- Has a history of four or more escapes from residential programs.

**The Hillsborough Alternative Residential Program (HARP).** HARP is a fifteen bed, staff secure residential treatment program for committed boys 13 to 19 years of age with mild to moderate mental retardation (i.e., 40-69 I.Q. range). The program is located in Hillsborough County and is contracted with the Agency for Community Treatment Services, Inc. (ACTS). Youth placed in the

program are assessed as needing a specialized residential placement and have demonstrated an inability to adjust in programs in lower restrictiveness levels. The program provides six to nine months of intensive treatment. It also serves boys found incompetent to stand trial due to retardation. These cases are not in the CIS/Florida Assessment, Classification and Tracking System but they do occupy commitment beds.



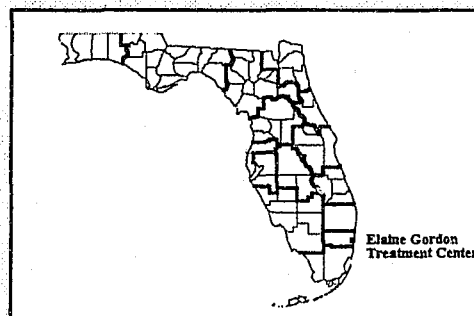
HARP is a holistic oriented treatment program for youth, specifically designed for the "multi-problem" student population. The treatment program model consists of a graduated, three-level hierarchy through which students move as they demonstrate a consistent

(JARP continued)

reduction in maladaptive behavior. As residents advance, they become eligible for expanded privileges and participation in community activities which help to prepare them for eventual return to their communities.

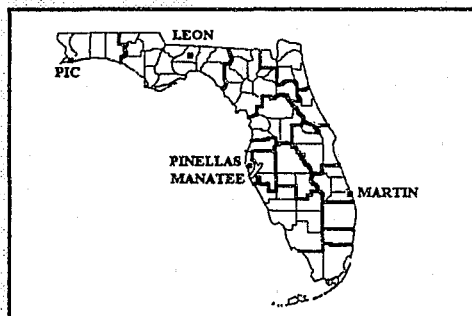
Program activities include: an on-site educational and vocational program, individual, group and family counseling, mental health overlay services, drug education and counseling, employment experiences, structured recreational and leisure activities, and medical services.

**The Elaine Gordon Treatment Center.** The Elaine Gordon Treatment Center provides a continuum of care for the evaluation and treatment of juvenile sex offenders. The purpose of treatment is to reduce the number of youth committing sex offenses and to prevent identified youth from entering the adult penal system or re-entering the juvenile delinquency system following release.



This program is located on the grounds of South Florida State Hospital. It is designed to treat non-psychotic youth who have been adjudicated delinquent and have committed a sexual offense. The sexual offenses include child molestation and rape. Youth may also be admitted to the program on the recommendation of the Case Review Committee without actually being adjudicated delinquent.

**Boot Camps.** Boot camps or "shock incarceration" programs offer a paramilitary approach to managing offenders by instilling self-discipline, structure, physical discipline, and order in a short and intense period of incarceration, followed by a critical period of intensive community supervision upon the offenders release. The paramilitary social environment is designed to provide consistency, structure, dependability, predictability, and fairness. Admission criteria is in statute. Boot camps generally provide four months of intensive discipline and rigorous physical training to thirty youth. Youth enter the boot camp in platoons of 15 youth.



**(Boot Camps continued)**

Boot camps provide an array of unique services that are designed to gain sufficient attention of the youth so negative, anti-social behaviors can be identified and extinguished as rapidly as possible. The programs create an austere, regimented environment that encourages the offender to grow socially, morally, physically, and academically. All boot camp programs are either physically or staff secure programs.

Release from level 8 programs is contingent upon the youth's completion of his/her performance contract. Agreement by the committing court may also be a factor in the youth's release.

**Population Profile**

One thousand, five hundred and seventy-one youth were served in high risk residential programs during FY 1993-94. There were 827 youth discharged during the fiscal year. Average length of stay was just over five months in the programs (ALOS is based on 1,241 youth released which was derived from a more recent data extract). The average age of youth at the time of discharge was 16.5 years. All youth were age 15 or over at the time of release. The high risk residential programs serve male delinquent youth with the exception of BCTC which is an all female program.

Statewide, almost 65 percent of the youth released from high risk residential programs were minorities. Hamilton IHHW, Elaine Gordon Treatment Center and Pinellas Boot Camp served a greater number of white youth (between 53.1 percent and 71.4 percent). Dozier Training School and Transitional Cottage, Eckerd Youth Development Center and Transitional Cottage, NAFI Intensive Halfway House, Greenville Academy, Green Oaks Intensive Halfway House, Eckerd Intensive Halfway House, Florida Augustus Secure Care Unit, Hillsborough SHOP, the Center for Drug Free Living, Hillsborough Alternative Residential Program, Florida Environmental Institute, Broward Control Treatment Center, PIC Boot Camp and Martin Boot Camp served a greater number of minorities (between 56.0 percent and 94.1 percent). Green Oaks SHOP, Palm Beach Youth Center, Leon Boot Camp and Manatee Boot Camp served approximately equal numbers of whites and minorities.

**TABLE 15-1:  
HIGH RISK RESIDENTIAL PROGRAMS  
POPULATION PROFILE FOR FY 1993-94**

PROGRAM	PERCENT											TOTAL RELEASED
	AGE				RACE					SEX		
	9 YEARS	10-13 YEARS	14-15 YEARS	16-19 YEARS	WHITE	BLACK	ASIAN	NATIVE AMERICAN	UNK.	MALES	FEMALES	
DOZIER TRAINING SCHOOL	0.0	1.4	50.5	48.1	42.8	57.2	0.0	0.0	0.0	100.0	0.0	208
DOZIER TRANSITIONAL COTTAGE	0.0	0.0	28.0	72.0	40.0	60.0	0.0	0.0	0.0	100.0	0.0	25
ECKERD YOUTH DEVELOPMENT CTR. (EYDC)	0.0	2.9	53.6	43.5	23.4	75.6	0.5	0.5	0.0	100.0	0.0	209
EYDC TRANSITIONAL COTTAGE	0.0	0.0	20.8	79.2	16.7	83.3	0.0	0.0	0.0	100.0	0.0	24
NORTH AMERICAN FAMILY INST. (NAFI) IHWH	0.0	20.0	50.0	30.0	40.0	60.0	0.0	0.0	0.0	100.0	0.0	10
GREENVILLE ACADEMY	0.0	0.0	60.0	40.0	40.0	60.0	0.0	0.0	0.0	100.0	0.0	5
HAMILTON IHWH	0.0	0.0	21.4	78.6	71.4	28.6	0.0	0.0	0.0	100.0	0.0	14
GREEN OAKS IHWH	0.0	0.0	44.0	56.0	44.0	56.0	0.0	0.0	0.0	100.0	0.0	25
CORAL IHWH	0.0	14.3	57.1	28.6	14.3	78.6	7.1	0.0	0.0	100.0	0.0	14
ECKERD IHWH	0.0	0.0	71.4	28.6	14.3	85.7	0.0	0.0	0.0	100.0	0.0	7
FL AUGUSTUS SECURE CARE UNIT (FASCU)	0.0	0.0	42.1	57.9	5.3	89.5	0.0	0.0	5.3	100.0	0.0	19
HILLSBOROUGH SHOP	0.0	0.0	50.0	50.0	33.3	66.7	0.0	0.0	0.0	100.0	0.0	6
CENTER FOR DRUG FREE LIVING	0.0	0.0	53.8	46.2	23.1	76.9	0.0	0.0	0.0	100.0	0.0	13
GREEN OAKS SHOP	0.0	0.0	35.7	64.3	50.0	50.0	0.0	0.0	0.0	100.0	0.0	14
PALM BEACH YOUTH CENTER	0.0	0.0	50.0	50.0	50.0	50.0	0.0	0.0	0.0	100.0	0.0	12
HILLS. ALTERNATIVE RESIDENTIAL PROG. (HARP)	0.0	23.5	70.6	5.9	5.9	94.1	0.0	0.0	0.0	100.0	0.0	17
FLORIDA ENVIRONMENTAL INSTITUTE	0.0	0.0	25.0	75.0	25.0	68.8	0.0	0.0	6.3	100.0	0.0	16
ELAINE GORDON TREATMENT CENTER	12.5	75.0	12.5	0.0	62.5	37.5	0.0	0.0	0.0	100.0	0.0	8
BROWARD CONTROL TREATMENT CENTER	0.0	0.0	46.9	53.1	40.6	59.4	0.0	0.0	0.0	0.0	100.0	32
PIC BOOT CAMP	0.0	0.0	64.3	35.7	35.7	64.3	0.0	0.0	0.0	100.0	0.0	14
LEON BOOT CAMP (L8)	0.0	0.0	60.0	40.0	50.0	50.0	0.0	0.0	0.0	100.0	0.0	10
PINELLAS BOOT CAMP (L8)	0.0	0.0	37.5	62.5	53.1	46.9	0.0	0.0	0.0	100.0	0.0	32
MANATEE BOOT CAMP (L8)	0.0	0.0	50.0	50.0	50.0	48.7	1.3	0.0	0.0	100.0	0.0	78
MARTIN BOOT CAMP (L8)	0.0	0.0	66.7	33.3	33.3	66.7	0.0	0.0	0.0	100.0	0.0	15
STATEWIDE	0.1	2.8	48.5	48.6	35.7	63.6	0.4	0.1	0.2	96.1	3.9	827

PROGRAM	# OF YOUTH SERVED	# OF CASES SERVED	# OF YOUTH RELEASED	AVG. DAILY POPULATION	AVG. LENGTH OF STAY (IN MONTHS)	AVG. AGE AT FIRST DELINQUENCY REFERRAL	AVG. AGE AT DISCHARGE
DOZIER	287	355	229	93.3	5.9	12.6	16.6
DOZIER TC	159	171	153	27.6	2.4	13.1	16.8
EYDC	281	363	217	99.8	6.3	12.0	16.4
EYDC TC	177	200	167	26.6	2.3	12.3	16.9
NAFI IHWH	17	17	11	7.5	4.6	11.9	15.6
GREENVILLE ACADEMY	22	26	12	9.9	2.1	12.6	15.8
HAMILTON IHWH	23	37	11	9.2	2.3	11.6	16.6
GREEN OAKS IHWH	41	41	33	14.4	5.8	13.2	17.0
CORAL IHWH	15	22	1	2.1	0.0	12.6	15.5
ECKERD IHWH	15	27	7	10.5	3.5	12.8	15.7
FASCU	31	37	14	16.0	7.1	12.4	16.9
HILLSBOROUGH SHOP	33	34	22	15.1	7.8	11.9	16.7
CENTER FOR DRUG FREE LIVING	31	35	22	15.5	7.2	12.2	16.7
GREEN OAKS SHOP	39	42	25	19.1	7.1	12.2	16.8
PBYC	30	37	10	15.6	10.8	13.6	16.8
HARP	29	31	21	14.4	11.7	11.5	16.4
FEI	41	42	25	19.5	9.9	12.9	17.3
ELAINE GORDON TC	20	20	10	13.1	27.3	11.8	15.4
BCTC	52	63	38	17.0	5.0	13.3	16.7
PIC BOOT CAMP	17	17	9	3.3	0.8	12.8	16.0
LEON BOOT CAMP (L8)	30	36	29	22.5	4.0	11.2	16.2
PINELLAS BOOT CAMP (L8)	57	68	55	21.6	3.3	12.6	16.7
MANATEE BOOT CAMP (L8)	94	129	93	27.6	5.8	12.6	16.2
MARTIN BOOT CAMP (L8)	30	46	27	19.1	1.7	12.0	15.8
STATEWIDE	1,571	1,896	1,241	540.3	5.1	12.4	16.5

Source: Committed Youth Served, Average Daily Population and Number of Youth Released (CIS/FACTS Extract, February 1995, clients served during FY 1993-94); Average Length of Stay, Age, Sex, Race, Average Age at First Delinquency Referral, Average Age at Discharge and Total Released (CIS/FACTS, OE Extract, FY 1993-94, clients released during FY 1993-94).

Note: Youth from these programs are typically released to Post Placement Services. See the Post Placement Services chapter for more information on the non-residential aftercare components.



The average age of these youth at the time of their first delinquency referral was 12.4 years. These youth were younger at the time of their first referral than youth served in any of the other delinquency commitment programs.

Number of youth served, average daily population, number released, average length of stay, average age at discharge, age categories, sex, race, and average age at first delinquency referral are shown by program in Table 15-1.

### **Client History**

Data on committing offenses are presented in Table 15-2. Overall, property felonies made up 43.7 percent of the committing offenses, followed by personal felonies (24.9 percent) and other felonies (18.4 percent). Youth served in HARP had a higher incidence of property felonies than any other offense category.

Table 15-3 shows the average number of prior felony referrals and the average number of prior felony adjudications for each program. A referral indicates that a youth has been charged with a delinquent offense, but is not necessarily evidence that the youth committed the offense charged. Determination of whether a law violation occurred is more accurately measured in Juvenile Justice data systems by whether there was an adjudication (or adjudication withheld) for the delinquent offense. Such a finding by the court is a clearer measure than a referral. Youth served in high risk residential programs were referred an average of 14.3 times for felonies and received an average of 8.2 felony adjudications prior to their placement. Only the most serious offense is counted on a single day.

**TABLE 15-2:  
HIGH RISK RESIDENTIAL PROGRAMS  
COMMITTING OFFENSE BY PROGRAM FOR FY 1993-94**

PROGRAM	FELONY PERSON		FELONY SEX OFFENSE		FELONY PROPERTY		OTHER FELONY		MISDEMEANOR PERSON		MISDEMEANOR PROPERTY		OTHER MISDEMEANOR		OTHER DELINQUENCY		TOTAL
	N	%	N	%	N	%	N	%	N	%	N	%	N	%	N	%	
DOZIER	53	25.5	22	10.6	75	36.1	45	21.6	7	3.4	3	1.4	2	1.0	1	0.5	208
DOZIER TC	9	36.0	0	0.0	9	36.0	4	16.0	2	8.0	1	4.0	0	0.0	0	0.0	25
EYDC	51	24.4	6	2.9	110	52.6	28	13.4	4	1.9	4	1.9	2	1.0	4	1.9	209
EYDC TC	9	37.5	0	0.0	8	33.3	4	16.7	1	4.2	1	4.2	1	4.2	0	0.0	24
NAFI IHWH	1	10.0	0	0.0	4	40.0	4	40.0	1	10.0	0	0.0	0	0.0	0	0.0	10
GREENVILLE ACADEMY	1	20.0	0	0.0	1	20.0	1	20.0	1	20.0	0	0.0	0	0.0	1	20.0	5
HAMILTON IHWH	2	14.3	0	0.0	4	28.6	7	50.0	1	7.1	0	0.0	0	0.0	0	0.0	14
GREEN OAKS IHWH	3	12.0	1	4.0	15	60.0	2	8.0	1	4.0	0	0.0	2	8.0	1	4.0	25
CORAL IHWH	0	0.0	0	0.0	9	64.3	5	35.7	0	0.0	0	0.0	0	0.0	0	0.0	14
ECKERD IHWH	2	28.6	0	0.0	4	57.1	0	0.0	0	0.0	0	0.0	0	0.0	1	14.3	7
FASCU	5	26.3	0	0.0	5	26.3	7	36.8	2	10.5	0	0.0	0	0.0	0	0.0	19
HILLSBOROUGH SHOP	0	0.0	0	0.0	4	66.7	2	33.3	0	0.0	0	0.0	0	0.0	0	0.0	6
CENTER FOR DRUG FREE LIVING	6	46.2	0	0.0	3	23.1	3	23.1	1	7.7	0	0.0	0	0.0	0	0.0	13
GREEN OAKS SHOP	3	21.4	2	14.3	6	42.9	3	21.4	0	0.0	0	0.0	0	0.0	0	0.0	14
PBYC	3	25.0	1	8.3	6	50.0	1	8.3	1	8.3	0	0.0	0	0.0	0	0.0	12
HARP	4	23.5	2	11.8	11	64.7	0	0.0	0	0.0	0	0.0	0	0.0	0	0.0	17
FEI	10	62.5	0	0.0	4	25.0	2	12.5	0	0.0	0	0.0	0	0.0	0	0.0	16
ELAINE GORDON TC	0	0.0	7	87.5	1	12.5	0	0.0	0	0.0	0	0.0	0	0.0	0	0.0	8
BCTC	11	34.4	0	0.0	6	18.8	10	31.3	2	6.3	3	9.4	0	0.0	0	0.0	32
PIC BOOT CAMP	2	14.3	0	0.0	7	50.0	2	14.3	1	7.1	1	7.1	0	0.0	1	7.1	14
LEON BOOT CAMP (L8)	1	10.0	0	0.0	5	50.0	2	20.0	0	0.0	2	20.0	0	0.0	0	0.0	10
PINELLAS BOOT CAMP (L8)	12	37.5	0	0.0	12	37.5	3	9.4	0	0.0	0	0.0	2	6.3	3	9.4	32
MANATEE BOOT CAMP (L8)	17	21.8	0	0.0	44	56.4	14	17.9	0	0.0	1	1.3	1	1.3	1	1.3	78
MARTIN BOOT CAMP (L8)	1	6.7	0	0.0	8	53.3	3	20.0	2	13.3	1	6.7	0	0.0	0	0.0	15
STATEWIDE	206	24.9	41	5.0	361	43.7	152	18.4	27	3.3	17	2.1	10	1.2	13	1.6	827

Source: CIS/FACTS/TP3, OE Extract, FY 1993-94 (clients released during FY 1993-94)

**TABLE 15-3:**  
**HIGH RISK RESIDENTIAL PROGRAMS**  
**AVERAGE NUMBER OF PRIOR FELONY REFERRALS AND ADJUDICATIONS**  
**BY PROGRAM TYPE FOR FY 1993-94**

PROGRAM	AVG. NUMBER OF PRIOR FELONY REFERRALS	AVG. NUMBER OF PRIOR FELONY ADJUDICATIONS
DOZIER	12.4	7.0
DOZIER TC	12.0	6.6
EYDC	18.4	10.1
EYDC TC	17.2	9.9
NAFI IHHW	14.2	9.6
GREENVILLE ACADEMY	11.6	4.4
HAMILTON IHHW	17.0	7.6
GREEN OAKS IHHW	10.5	6.8
CORAL IHHW	12.3	6.6
ECKERD IHHW	11.7	6.6
FASCU	10.1	5.2
HILLSBOROUGH SHOP	24.2	20.2
CENTER FOR DRUG FREE LIVING	8.9	4.9
GREEN OAKS SHOP	17.9	10.8
PBYC	13.5	7.2
HARP	15.1	8.6
FEI	8.9	4.9
ELAINE GORDON TC	3.5	2.3
BCTC	10.4	5.5
PIC BOOT CAMP	9.9	6.2
LEON BOOT CAMP (L8)	24.6	13.8
PINELLAS BOOT CAMP (L8)	10.1	6.5
MANATEE BOOT CAMP (L8)	14.4	9.9
MARTIN BOOT CAMP (L8)	9.1	5.4
STATEWIDE	14.3	8.2

*Source: CIS/FACTS Extract, February 1995 (clients released during FY 1993-94)*

Table 15-4 summarizes information on the type of admission by program. Over 63 percent of the youth served in high risk residential programs were recommitments. First commitments accounted for 21.2 percent of youth served and 12.6 percent were transfers. Reccommitments ranged from a low of 0.0 percent (Elaine Gordon Treatment Center) to a high of 84.2 percent (EYDC). Youth admitted to Dozier TC and Eckerd TC are all transfers from "inside the fence" at the training schools. The lowest first commitment rate was for Greenville Academy 0.0 percent. Elaine Gordon Treatment Center had the highest percentage of first commitments (62.5 percent). Hamilton Intensive Halfway House had the highest rate of transfers served (57.1 percent).

**TABLE 15-4:**  
**HIGH RISK RESIDENTIAL PROGRAMS**  
**PERCENTAGE OF POPULATION BY TYPE OF ADMISSION**  
**FOR CLIENTS RELEASED DURING FY 1993-94**

PROGRAM	PERCENT				TOTAL RELEASED
	FIRST COMMITMENT	RECOMMITMENT	TRANSFERS IN	REVOCATION APPROVED	
DOZIER*	21.2	79.8	0.0	0.0	208
DOZIER TC	0.0	0.0	100.0	0.0	25
EYDC	15.8	84.2	0.0	0.0	209
EYDC TC	0.0	0.0	100.0	0.0	24
NAFI IHWH	10.0	50.0	40.0	0.0	10
GREENVILLE ACADEMY	0.0	40.0	40.0	20.0	5
HAMILTON IHWH	7.1	35.7	57.1	0.0	14
GREEN OAKS IHWH	40.0	32.0	28.0	0.0	25
CORAL IHWH	21.4	57.1	21.4	0.0	14
ECKERD IHWH	28.6	57.1	14.3	0.0	7
FASCU	21.1	78.9	0.0	0.0	19
HILLSBOROUGH SHOP	15.7	83.3	0.0	0.0	6
CENTER FOR DRUG FREE LIVING	46.2	53.8	0.0	0.0	13
GREEN OAKS SHOP	28.6	71.4	0.0	0.0	14
PBYC	41.7	58.3	0.0	0.0	12
HARP	29.4	47.1	23.5	0.0	17
FEI	50.0	37.5	12.5	0.0	16
ELAINE GORDON TC	62.5	0.0	37.5	0.0	8
BCTC	9.4	75.0	15.6	0.0	32
PIC BOOT CAMP	21.4	35.7	42.9	0.0	14
LEON BOOT CAMP (L8)	40.0	60.0	0.0	0.0	10
PINELLAS BOOT CAMP (L8)	28.1	56.3	12.5	3.1	32
MANATEE BOOT CAMP (L8)	25.6	71.8	2.6	0.0	78
MARTIN BOOT CAMP (L8)	26.7	46.7	26.7	0.0	15
TOTAL	21.2	66.3	12.6	0.2	827

Source: CIS/FACTS/TP3, OE Extract, FY 1993-94 (clients released during FY 1993-94)

\*Note: One (.4%) Dozier admission, which equals .1% of the high risk admissions statewide, was sentenced in adult court to Juvenile Justice and then placed in this program.

### Outcome Measurement

Outcome information for juvenile boot camps is not included in this report due to the limited number of releases during FY 1993-94. Outcome data on boot camps will be reported in a series of separate evaluations as mandated by F.S. Chapter 39.057 (9). For a detailed description of each level 8 program see the appendix at the end of this chapter.

#### Outcome 1

**IT IS EXPECTED THAT MOST OF THE YOUTH SERVED IN HIGH RISK RESIDENTIAL PROGRAMS WILL SUCCESSFULLY COMPLETE THE PROGRAM.**

**Definition:** For FEI, FASCU and PBYC, successful completion is based on transfer from the residential component to the non-residential component or aftercare/reentry program.

For all other level 8 programs, successful program completion is defined as release to furlough, aftercare, honorable discharge or transfer to a less restrictive program.

Overall, the successful completion rate for the high risk residential programs was 56.3 percent. Successful completion rates ranged from a low of 0.0 percent to a high of 100.0 percent. Almost eleven percent of completions were unsuccessful, 10.8 percent were transfers to equally restrictive programs. The remaining 21.4 percent were released for other reasons. See Table 15-5.

**TABLE 15-5:  
HIGH RISK RESIDENTIAL PROGRAMS  
TYPE OF RELEASE FOR YOUTH RELEASED  
DURING FY 1993-94**

PROGRAM	N	PERCENT				
		SUCCESSFUL COMPLETIONS	UNSUCCESSFUL COMPLETIONS	TRANSFERS TO EQUALLY RESTRICTIVE PROGRAMS	TRANSFERS TO A PROGRAM UNKNOWN	ALL OTHER RELEASE REASONS
DOZIER	208	68.3	8.2	6.7	2.4	14.4
DOZIER TC	25	12.0	52.0	36.0	0.0	0.0
EYDC	209	64.1	9.1	7.7	0.0	19.1
EYDC TC	24	0.0	45.8	45.8	0.0	8.3
NAFI IHW	10	40.0	10.0	40.0	10.0	0.0
GREENVILLE ACADEMY	5	20.0	0.0	0.0	0.0	80.0
HAMILTON IHW	14	0.0	0.0	0.0	0.0	100.0
GREEN OAKS IHW	25	72.0	0.0	0.0	0.0	28.0
CORAL IHW	14	0.0	0.0	35.7	0.0	64.3
ECKERD IHW	7	0.0	0.0	0.0	0.0	100.0
FASCU	19	57.9	10.5	0.0	0.0	31.6
HILLSBOROUGH SHOP	6	83.3	16.7	0.0	0.0	0.0
CENTER FOR DRUG FREE LIVING	13	69.2	0.0	0.0	0.0	30.8
GREEN OAKS SHOP	14	50.0	28.6	0.0	0.0	21.4
PBYC	12	50.0	0.0	8.3	0.0	41.7
HARP	17	76.5	11.8	0.0	0.0	11.8
FEI	16	0.0	6.3	81.3	0.0	12.5
ELAINE GORDON TC	8	100.0	0.0	0.0	0.0	0.0
BCTC	32	65.6	3.1	0.0	0.0	31.3
<b>TOTAL</b>	<b>678</b>	<b>56.3</b>	<b>10.6</b>	<b>10.8</b>	<b>0.9</b>	<b>21.4</b>

Source: CIS/FACTS Extract, February 1995 (clients released during FY 1993-94) and CIS/FACTS/TP3, OE Extract, FY 1993-94 (clients released during FY 1993-94)

## Outcome 2

**IT IS EXPECTED THAT HIGH RISK RESIDENTIAL PROGRAMS WILL MAINTAIN COMMITTED YOUTH IN A SECURE SETTING.**

**Definition:** Maintaining youth in a secure setting is defined as the absence of escapes from the programs. Data was obtained from CIS/FACTS for clients released during FY 1993-94.

The number of escapes ranged from 0 to 10 with Dozier and Coral IHWI having the greatest number. Eight programs did not have any youth charged with escape.

**TABLE 15-6:  
HIGH RISK RESIDENTIAL PROGRAMS  
NUMBER OF ESCAPES YOUTH ESCAPING  
FOR CLIENTS SERVED DURING FY 1993-94**

PROGRAM	# OF YOUTH SERVED	# OF ABSCONDS	# OF YOUTH ABSCONDED	# OF ESCAPES	# OF YOUTH ESCAPED
DOZIER	287	0	0	10	10
DOZIER TC	159	0	0	5	5
EYDC	281	0	0	6	6
EYDC TC	177	2	2	9	9
NAFI IHWI	17	0	0	8	8
GREENVILLE ACADEMY	22	0	0	6	4
HAMILTON IHWI	23	0	0	7	7
GREEN OAKS IHWI	41	0	0	3	3
CORAL IHWI	15	1	1	10	9
ECKERD IHWI	15	0	0	0	0
FASCU	31	0	0	2	2
HILLSBOROUGH SHOP	33	0	0	4	4
CENTER FOR DRUG FREE LIVING	31	0	0	2	2
GREEN OAKS SHOP	39	0	0	1	1
PBYC	30	0	0	0	0
HARP	29	0	0	1	1
FEI	41	0	0	0	0
ELAINE GORDON TC	20	0	0	0	0
BCTC	52	0	0	0	0
PIC BOOT CAMP	17	0	0	4	4
LEON BOOT CAMP (L8)	30	0	0	0	0
PINELLAS BOOT CAMP (L8)	57	0	0	0	0
MANATEE BOOT CAMP (L8)	94	0	0	2	2
MARTIN BOOT CAMP (L8)	30	0	0	0	0
<b>TOTAL</b>	<b>1,571</b>	<b>3</b>	<b>3</b>	<b>80</b>	<b>77</b>

*Source: CIS/FACTS (clients served during FY 1993-94)*

### **Outcome 3**

**IT IS EXPECTED THAT YOUTH RELEASED FROM A HIGH RISK RESIDENTIAL PROGRAM WILL NOT HAVE SUBSEQUENT LAW VIOLATIONS WITHIN ONE YEAR AFTER RELEASE.**

**Definition:** Many measures can be utilized as indications of recidivism, all related to subsequent law violations. A number of such measures are presented below. Re-referrals indicate that youth have been charged with another delinquent offense, but a subsequent referral is not necessarily evidence that the youth committed the offense charged. Determination of whether a subsequent law violation occurred is more accurately measured in Juvenile Justice data systems by whether there was an adjudication (or adjudication withheld) for one or more delinquent offenses following release. Such a finding by the court is a clearer measure than a subsequent referral. Adult felony convictions, for which youth were placed on adult probation or sentenced to adult prison,

are also tabulated. A combined juvenile and adult felony conviction rate is also presented, as is a total of all juvenile adjudications and adult felony convictions. The operational definition of recidivism is, finally, the number of youth released from a program between January 1 and June 30 of 1993 who had been recommitted to Juvenile Justice, placed on adult probation or sent to prison within one year following release.

- Readjudication rates at one year were: EYDC Transitional Cottage, 60.0 percent; Elaine Gordon Treatment Center, 50.0; FASCU, 50.0 percent; BCTC, 40.0 percent; Dozier Transitional Cottage, 47.8 percent; EYDC, 39.3 percent; Green Oaks Intensive Halfway House, 33.3 percent; Dozier, 29.4 percent; FEI, 28.6 percent; PBYC, 25.0 percent; and HARP, 16.7 percent. Recidivism rates at one year were: FASCU, 50.0 percent; EYDC Transitional Cottage, 45.0 percent; Dozier Transitional Cottage, 39.1 percent; Green Oaks Intensive Halfway House, 33.3 percent; BCTC, 33.3 percent; EYDC, 28.6 percent; FEI, 28.6 percent; Dozier, 24.7 percent; HARP, 16.7 percent; Elaine Gordon Treatment Center, 0.0; and PBYC, 0.0 percent.

Table 15-7A represents the percentage of youth who received referrals after being released from a program. The total number of releases includes youth who were actually physically released from a program and those who were transferred to a program in a lower restrictiveness level. Youth who were transferred directly to the Department of Corrections or a juvenile justice program that is also in this high risk restrictiveness level are not included. Only youth released between January and June 1993 are included in this table. Tables 15-7B & 15-7C provide a comparison of readjudication and recidivism rates for the population studied.

**TABLE 15-7A:**  
**HIGH RISK RESIDENTIAL COMMITMENT PROGRAMS**  
**JUVENILE JUSTICE RE-REFERRAL RATE**  
**FOR YOUTH RELEASED BETWEEN JANUARY AND JUNE 1993**

PROGRAM	TOTAL RELEASED	% RE-REFERRALS TO JUVENILE JUSTICE*							
		6 MONTHS				1 YEAR TOTAL			
		FELONY	MISD.	OTHER	TOTAL	FELONY	MISD.	OTHER	TOTAL
DOZIER TRAINING SCHOOL	85	34.1	18.8	2.4	44.7	49.4	27.1	4.7	56.5
DOZIER TRANSITIONAL COTTAGE	23	52.2	30.4	4.3	65.2	69.6	43.5	4.3	78.3
ECKERD YOUTH DEVELOPMENT CTR.	84	46.4	33.3	4.8	57.1	61.9	46.4	8.3	72.6
EYDC TRANSITIONAL COTTAGE	20	80.0	30.0	5.0	85.0	85.0	35.0	5.0	90.0
GREEN OAKS IHWH	6	50.0	33.3	0.0	50.0	66.7	33.3	16.7	66.7
FL. AUGUSTUS SECURE CARE UNIT	2	0.0	50.0	0.0	50.0	50.0	50.0	0.0	100.0
PALM BEACH YOUTH CTR.	3	0.0	0.0	0.0	0.0	0.0	0.0	33.3	33.3
HILLSBOROUGH ALT. RESIDENTIAL PROG.	6	16.7	16.7	0.0	16.7	33.3	16.7	0.0	33.3
FLORIDA ENVIRONMENTAL INST.	7	0.0	14.3	0.0	14.3	0.0	14.3	0.0	14.3
ELAINE GORDON TREATMENT CTR.	2	0.0	50.0	0.0	50.0	50.0	50.0	0.0	50.0
BROWARD CONTROL TREATMENT CTR.	12	8.3	50.0	8.3	50.0	33.3	58.3	16.7	66.7
STATEWIDE	250	40.4	27.6	3.6	52.4	55.6	36.8	6.8	65.6

Source: CIS/FACTS/TP1. OE Extract, FY 1993-94 (clients released between January and June 1993) and the Department of Corrections' FY 1993-94 probation and prison extract.

\* Only 6 Months Total and 1 Year Total columns contain unduplicated re-referral percentages.

**TABLE 15-7B:**  
**HIGH RISK RESIDENTIAL COMMITMENT PROGRAMS**  
**JUVENILE JUSTICE AND ADULT SYSTEM SUBSEQUENT ADJUDICATION RATE**  
**FOR YOUTH RELEASED BETWEEN JANUARY AND JUNE 1993**

PROGRAM	TOTAL RELEASED	PERCENT SUBSEQUENT DELINQUENCY ADJUDICATIONS* (includes adjudications withheld)				ADULT SYSTEM FELONY CONVICTIONS AT 1 YEAR**		TOTAL PERCENT FELONY CONVICTIONS AT 1 YEAR**	TOTAL DELINQUENCY ADJUDICATIONS AND ADULT FELONY CONVICTIONS
		1 YEAR TOTAL				#	%		
		FELONY	MISD.	OTHER	TOTAL				
DOZIER TRAINING SCHOOL	85	9.4	10.6	0.0	15.3	12	14.1	23.5	29.4
DOZIER TRANSITIONAL COTTAGE	23	13.0	8.7	0.0	17.4	7	30.4	43.5	47.8
ECKERD YOUTH DEVELOPMENT CTR.	84	17.9	13.1	2.4	25.0	12	14.3	32.1	39.3
EYDC TRANSITIONAL COTTAGE	20	30.0	20.0	0.0	40.0	4	20.0	50.0	60.0
GREEN OAKS IHWH	6	0.0	0.0	16.7	16.7	1	16.7	16.7	33.3
FLORIDA AUGUSTUS SECURE CARE UNIT	2	50.0	0.0	0.0	50.0	0	0.0	50.0	50.0
PALM BEACH YOUTH CTR.	3	0.0	0.0	0.0	0.0	0	0.0	0.0	0.0
HILLSBOROUGH ALT. RESIDENTIAL PROG.	6	0.0	0.0	0.0	0.0	1	16.7	16.7	16.7
FLORIDA ENVIRONMENTAL INST.	7	0.0	0.0	0.0	0.0	2	28.6	28.6	28.6
ELAINE GORDON TREATMENT CTR.	2	50.0	50.0	0.0	50.0	0	0.0	50.0	50.0
BROWARD CONTROL TREATMENT CTR.	12	8.3	50.0	0.0	50.0	0	0.0	8.3	50.0
STATEWIDE	250	14.0	13.2	1.2	22.0	39	15.6	29.6	37.6

Source: CIS/FACTS/TP1, OE Extract, FY 1993-94 (clients released between January and June 1993) and the Department of Corrections' FY 1993-94 probation and prison extract.

\* 1 Year Total columns contain unduplicated adjudication percentages, and youth with adult felony convictions are not included.

\*\* Only felony data is available from the Department of Corrections.

**TABLE 15-7C:**  
**HIGH RISK RESIDENTIAL COMMITMENT PROGRAMS**  
**SUBSEQUENT COMMITMENTS INTO THE JUVENILE SYSTEM AND ADULT D.O.C.**  
**FOR YOUTH RELEASED BETWEEN JANUARY AND JUNE 1993**

PROGRAM	TOTAL RELEASED	% RECOMMITTED TO JUVENILE JUSTICE		% TO DEPARTMENT OF CORRECTIONS		UNDUPLICATED TOTAL RECIDIVISM AT 1 YEAR (Juvenile Justice Reccommitment, Adult Probation or Prison)
		6 MONTHS	1 YEAR TOTAL	PROBATION AT 1 YEAR	PRISON AT 1 YEAR	
DOZIER TRAINING SCHOOL	85	4.7	10.6	7.1	7.1	24.7
DOZIER TRANSITIONAL COTTAGE	23	4.3	8.7	4.3	26.1	39.1
ECKERD YOUTH DEVELOPMENT CTR.	84	11.9	14.3	6.0	8.3	28.6
EYDC TRANSITIONAL COTTAGE	20	20.0	25.0	0.0	20.0	45.0
GREEN OAKS IHHW	6	0.0	16.7	0.0	16.7	33.3
FLORIDA AUGUSTUS SECURE CARE UNIT	2	0.0	50.0	0.0	0.0	50.0
PALM BEACH YOUTH CTR.	3	0.0	0.0	0.0	0.0	0.0
HILLSBOROUGH ALT. RESIDENTIAL PROG.	6	0.0	0.0	16.7	0.0	16.7
FLORIDA ENVIRONMENTAL INST.	7	0.0	0.0	14.3	14.3	28.6
ELAINE GORDON TREATMENT CTR.	2	0.0	0.0	0.0	0.0	0.0
BROWARD CONTROL TREATMENT CTR.	12	33.3	33.3	0.0	0.0	33.3
STATEWIDE	250	9.2	13.6	5.6	10.0	29.2

Source: CIS/FACTS/TP1, OE Extract, FY 1993-94 (clients released between January and June 1993) and the Department of Corrections' FY 1993-94 probation and prison extract.

Recidivism rates for programs with small numbers should be interpreted with caution since the actions of one youth can drastically affect the percentages.



Prior outcome evaluation reports contained calculations of suppression effects as measures to compare the numbers of referrals and adjudications after a subject had left a program to those from before. The exclusion of key factors such as subsequent adult arrests raises concerns about the utility of such data. These measures do not take into account the fact that youth may be in an aftercare or reentry program following release. In addition, youth released from commitment programs are more likely to be recommitted or go into the adult system for subsequent offenses. This would tend to decrease numbers of subsequent offenses, if only because they were in confinement during part of the follow-up period. Because of concerns related to validity and meaning of the data, suppression measures are no longer included in this report.

### Program Cost

SAMAS expenditures for FY 1993-94 for the high risk residential programs totaled \$31,275,173 and are reported in Table 15-9.

**TABLE 15-9:  
HIGH RISK RESIDENTIAL PROGRAMS  
COST EXPENDITURES FOR FY 1993-94**

PROGRAM	TOTAL COST	# OF CASES SERVED	# OF RESIDENT DAYS	AVG. LENGTH OF STAY (IN DAYS)
DOZIER	\$8,311,391	355	34,080	179.2
DOZIER TC (see note 1)		171	10,069	73.4
EYDC	7,817,709	363	36,448	191.6
EYDC TC	160,503	200	9,703	69.8
NAFI IHWH	208,138	17	1,555	139.3
GREENVILLE ACADEMY	344,610	26	1,219	63.8
HAMILTON IHWH	638,284	37	998	69.1
GREEN OAKS IHWH	704,800	41	5,271	176.1
CORAL IHWH (see note 2)	N/A	22	275	1.0
ECKERD IHWH	618,938	27	1,425	108.0
FASCU	820,988	37	5,842	215.3
HILLSBOROUGH SHOP	703,755	34	5,515	236.5
CENTER FOR DRUG FREE LIVING	1,086,700	35	5,676	220.6
GREEN OAKS SHOP	1,072,960	42	6,961	217.1
PBYC	962,143	37	5,692	329.5
HARP	1,326,015	31	5,261	357.1
FEI (see note 3)	895,926	42	7,130	302.6
ELAINE GORDON TC	1,940,686	20	4,788	832.4
BCTC	916,060	63	6,211	151.3
PIC BOOT CAMP	668,230	17	260	25.6
LEON BOOT CAMP (L8)	411,152	36	3,977	122.1
PINELLAS BOOT CAMP (L8)	403,466	68	4,860	101.6
MANATEE BOOT CAMP (L8)	613,214	129	10,090	175.0
MARTIN BOOT CAMP (L8)	649,505	46	1,776	52.4
<b>TOTAL</b>	<b>\$31,275,173</b>	<b>1,896</b>	<b>175,082</b>	<b>155.6</b>

Source: Total costs are reported from SAMAS for FY 1993-94.

Note 1: Expenditures for Dozier (inside the fence) and Dozier Transitional Cottage were not separated in SAMAS.

Note 2: Expenditures for Coral IHWH were not found in SAMAS.

Note 3: FEI has residential and non-residential components. The contracted dollars per day are the same for both components.

## **Program Effectiveness**

The outcome measures available for the high risk residential population are successful completion rates, and recidivism. It should be noted that, with the exception of EYDC and Dozier, recidivism rates and other outcome data are based on small numbers of youth. These figures should be interpreted with caution because they are subject to great fluctuation from year to year.

The successful completion rate for high risk residential programs was 56.3 percent and ranged from a low of 0.0 percent (which 6 programs had) to a high of 100.0 percent for the Elaine Gordon Treatment Center.

Statewide, 37.6 percent of youth released from high risk residential programs were readjudicated within a year and the recidivism rate was 29.2 percent.

In order to better assess the impact of the programs, testing and reporting in the areas of academic and behavioral changes need to be implemented for all program participants or, at least, a representative sample. This information coupled with recidivism data would provide a more complete assessment of the immediate as well as the long-range impact of the high risk residential programs. Eckerd Family Youth Alternatives has explored the availability of standardized tests to measure both academic achievement and changes in personality, behavior, and self-concept. They currently administer the Millon Adolescent Personality Inventory (MAPI) to measure changes in personality, behavior and self concept. The Wide Range Achievement Test (WRAT-R) is given to measure academic progress.

**TABLE 15-R**  
**HIGH RISK RESIDENTIAL PROGRAMS**  
**RECOMMENDATION UPDATE**

Recommendation in 1993 Outcome Evaluation	Progress in FY 1993-94	1994 Report Recommendation
<p><b>Program Maintenance</b></p> <p>Though the training schools are designed to serve the most serious chronic offenders, it appears that Eckerd serves youth with longer histories of delinquency than does Dozier. Since the programs serve two distinct geographic areas, a comparison should be made of the delinquency history of these clients to determine how a youth's residence determines their placement.</p>	<p>Programs from the previous year continue in placing, admitting and serving youth based on assessments of the risk to public safety and the needs of youth.</p>	<p><b>Program Maintenance</b></p> <p>Additional outcome measures for education progress should be included as determined by standard pre- and post-testing.</p> <p>Provide for admission criteria to this restrictiveness level, that allows for the transfer of youth in from a lower restrictiveness level (level 6) if the youth is too difficult to handle.</p>

## **CHAPTER 15 APPENDIX**

**DISTRICT 1**  
**Private Industry Council Boot Camp**

**PROGRAM DESCRIPTION:**

**Address:** Plaza Office Building  
3300 North Pace, Suite 501  
Pensacola, FL 32505

**Telephone:** (904) 432-4594  
**Fax:** (904) 434-1119

**Restrictiveness Level:** 8

**Intended ALOS:** 6 months

**Capacity:** 30

**Aftercare Services Provided?:** No

**Eligibility Criteria:**

"A child may be placed in a boot camp program if he is at least 14 years of age but less than 18 years of age at the time of adjudication and has been committed to the Department for (a) a capital, life, first degree, or second degree felony; or (b) a third degree felony with two or more prior felony adjudications, of which one or more resulted in residential commitment as defined in s. 39.01(61)" FS 39

**Services and Treatment Offered:**

Boot camps emphasize paramilitary training and bearing, physical and mental discipline, and prosocial activities. Trained drill instructors provide an initial verbal conformation to establish what is expected of youth. The goal of Boot Camps, however, is not to break down or demean the client. Youth wear uniforms while in residence. Services at the boot camps are provided in a closed setting, with providers coming to the facility to provide the necessary service. The staff are Sheriff deputies who are certified as correctional officers, and they are trained in special techniques of handling maladaptive behavior. Physical fitness is provided by recreation, exercise, and work programs designed to ensure age appropriate activities. Health and hygiene skills are developed through maintenance of personal grooming and cleanliness, as well as cleanliness of the living environment. Victim empathy is developed as a means of assisting youth in developing compassion and awareness of the results of their actions. This program is now closed.

**DISTRICT 2**  
**Leon County Boot Camp**

**PROGRAM DESCRIPTION:**

**Address:** 2829 Municipal Way  
Tallahassee, Florida 32304

**Telephone:** (904) 921-5800  
**Fax:** (904) 921-3747

**Restrictiveness Level:** 8

**Intended ALOS:**  
8 months with 3 months aftercare

**Capacity:** 30

**Aftercare Services Provided?:** Yes

**Eligibility Criteria:**

"A child may be placed in a boot camp program if he is at least 14 years of age but less than 18 years of age at the time of adjudication and has been committed to the Department for (a) a capital, life, first degree, or second degree felony; or (b) a third degree felony with two or more prior felony adjudications, of which one or more resulted in residential commitment as defined in s. 39.01(61)" FS 39.

**Services and Treatment Offered:**

Boot camps emphasize paramilitary training and bearing, physical and mental discipline, and prosocial activities. Trained drill instructors provide an initial verbal conformation to establish what is expected of youth. The goal of boot camps, however, is not to break down or demean the client. Youth wear uniforms while in residence. Services at the boot camps are provided in a closed setting, with providers coming to the facility to provide the necessary service. The staff are Sheriff deputies who are certified as correctional officers, and they are trained in special techniques of handling maladaptive behavior. Physical fitness is provided by recreation, exercise, and work programs designed to ensure age appropriate activities. Health and hygiene skills are developed through maintenance of personal grooming and cleanliness, as well as, cleanliness of the living environment. Victim empathy is developed as a means of assisting youth in developing compassion and awareness of the results of their actions.

**DISTRICT 5**  
**Pinellas Boot Camp**

**PROGRAM DESCRIPTION:**

**Address:** C/O Pinellas County Jail  
14400 49th Street, North  
Clearwater, Florida 34622

**Telephone:** (813) 464-7016  
**Fax:** (813) 464-6973

**Restrictiveness Level:** 8

**Capacity:** 30

**Aftercare Services Provided?:** Yes

**Eligibility Criteria:**

"A child may be placed in a boot camp program if he is at least 14 years of age but less than 18 years of age at the time of adjudication and has been committed to the Department for (a) a capital, life, first degree, or second degree felony; or (b) a third degree felony with two or more prior felony adjudications, of which one or more resulted in residential commitment as defined in s. 39.01(61)" FS 39.

**Services and Treatment Offered:**

Boot camps emphasize paramilitary training and bearing, physical and mental discipline, and prosocial activities. Trained drill instructors provide an initial verbal conformation to establish what is expected of youth. The goal of Boot Camps, however, is not to break down or demean the client. Youth wear uniforms while in residence. Services at the boot camps are provided in a closed setting, with providers coming to the facility to provide the necessary service. The staff are Sheriff deputies who are certified as correctional officers, and they are trained in special techniques of handling maladaptive behavior. Physical fitness is provided by recreation, exercise, and work programs designed to ensure age appropriate activities. Health and hygiene skills are developed through maintenance of personal grooming and cleanliness, as well as, cleanliness of the living environment. Victim empathy is developed as a means of assisting youth in developing compassion and awareness of the results of their actions.

**DISTRICT 6**  
**Manatee Boot Camp**

**PROGRAM DESCRIPTION:**

**Address:** 14490 Harlee Road  
Palmetto, Florida 34221

**Telephone:** (813) 723-1770  
**Fax:** (813) 723-1493

**Restrictiveness Level:** 8

**Intended ALOS:** 4 months

**Capacity:** 30

**Aftercare Services Provided?:** No. Aftercare is contracted for 8 months with the Associated Marine Institutes

**Eligibility Criteria:**

"A child may be placed in a boot camp program if he is at least 14 years of age but less than 18 years of age at the time of adjudication and has been committed to the Department for (a) a capital, life, first degree, or second degree felony; or (b) a third degree felony with two or more prior felony adjudications, of which one or more resulted in residential commitment as defined in s. 39.01(61)" FS 39.

**Services and Treatment Offered:**

Boot camps emphasize paramilitary training and bearing, physical and mental discipline, and prosocial activities. Trained drill instructors provide an initial verbal conformation to establish what is expected of youth. The goal of Boot Camps, however, is not to break down or demean the client. Youth wear uniforms while in residence. Services at the boot camps are provided in a closed setting, with providers coming to the facility to provide the necessary service. The staff are Sheriff deputies who are certified as correctional officers, and they are trained in special techniques of handling maladaptive behavior. Physical fitness is provided by recreation, exercise, and work programs designed to ensure age appropriate activities. Health and hygiene skills are developed through maintenance of personal grooming and cleanliness, as well as, cleanliness of the living environment. Victim empathy is developed as a means of assisting youth in

developing compassion and awareness of the results of their actions.

**DISTRICT 9**  
**Martin Boot Camp**

**PROGRAM DESCRIPTION:**

**Address:** 800 S.E. Monterey  
Stuart, Florida 34995

**Telephone:** (407) 220-7002

**Fax:** (407) 220-7015

**Restrictiveness Level:** 8

**Intended ALOS:** 4 months

**Capacity:** 30

**Aftercare Services Provided?:** No. But an 8 month aftercare is provided by contract with the Associated Marine Institutes.

**Eligibility Criteria:**

"A child may be placed in a boot camp program if he is at least 14 years of age but less than 18 years of age at the time of adjudication and has been committed to the Department for (a) a capital, life, first degree, or second degree felony; or (b) a third degree felony with two or more prior felony adjudications, of which one or more resulted in residential commitment as defined in s. 39.01(61)" FS 39.

**Services and Treatment Offered:**

Boot camps emphasize paramilitary training and bearing, physical and mental discipline, and prosocial activities. Trained drill instructors provide an initial verbal conformation to establish what is expected of youth. The goal of boot camps, however, is not to break down or demean the client. Youth wear uniforms while in residence. Services at the boot camps are provided in a closed setting, with providers coming to the facility to provide the necessary service. The staff are sheriff deputies who are certified as correctional officers, and they are trained in special techniques of handling maladaptive behavior. Physical fitness is provided by recreation, exercise, and work programs designed to ensure age appropriate activities. Health and hygiene skills are developed through maintenance of personal grooming and cleanliness, as well as, cleanliness of the living environment. Victim empathy is developed as a means of assisting youth in developing compassion and awareness of the results of their actions.

**DISTRICT 1**  
**North American Family Institute Intensive**  
**Halfway House**

halfway houses and there is an on call back up plan for use in emergencies or staff shortages.

**PROGRAM DESCRIPTION:**

**Address:** 286 Gene Hurley  
DeFuniak Springs, Florida 32433

**Telephone:** (904) 892-7044

**Fax:** (904) 892-9065

**Restrictiveness Level:** 8

**Intended ALOS:** 6 months

**Capacity:** 15

**Aftercare Services Provided?:** No

**Eligibility Criteria:**

Committed males ages 14-18 who were adjudicated for a second degree or higher felony, or a third degree felony with two prior commitments, or youth committed for one prior felony and one first degree misdemeanor, or youth committed for a third degree felony and two or more previous first degree misdemeanors.

**Services and Treatment Offered:**

The intensive halfway house program provides services for committed youth classified as high risks to public safety. Treatment modalities are therefore more restrictive and occur in a secure setting. Services include counseling in behavior management, individual, group, and family counseling, substance abuse counseling, family planning, and social skills development. Educational and vocational programs are in place. Physical fitness, health, and hygiene classes are ongoing. Guardian participation is encouraged with an emphasis on preservation of the family. There is a transitional phase in which youth are prepared for release to an aftercare program. Security is provided by an eight foot non razor wire fence. All doors and windows are provided with security hardware. Staff to client ratios are higher than in regular



**DISTRICT 3**  
**Hamilton Intensive Halfway House**

**PROGRAM DESCRIPTION:**

**Address:** 1000 Mitchell Street Extension  
Jasper, Florida 32052

**Telephone:** (904) 792-6400  
**Fax:** (904) 792-6401

**Restrictiveness Level:** 8

**Intended ALOS:** 6-9 months

**Capacity:** 17

**Aftercare Services Provided?:** No

**Eligibility Criteria:**

Committed males ages 14-18 who were adjudicated for a second degree or higher felony, or a third degree felony with two prior commitments, or youth committed for one prior felony and one first degree misdemeanor, or youth committed for a third degree felony and two or more previous first degree misdemeanors. Prefer clients from the East Commitment Service Area.

**Services and Treatment Offered:**

The Intensive Halfway House program provides services for committed youth classified as high risks to public safety. Treatment modalities are therefore more restrictive and occur in a secure setting. Services include counseling in behavior management, individual, group, and family counseling, substance abuse counseling, family planning, and social skills development. Educational and vocational programs are in place. Physical fitness, health, and hygiene classes are ongoing. Guardian participation is encouraged with an emphasis on preservation of the family. There is a transitional phase in which youth are prepared for release to an aftercare program. Security is provided by an eight foot non razor wire fence. All doors and windows are provided with security hardware. Staff to client ratios are higher than in regular halfway houses and there is an call back up plan for use in emergencies or staff shortages.

**DISTRICT 8**  
**Green Oaks Intensive Halfway House**

**PROGRAM DESCRIPTION:**

**Address:** P.O. Box 256  
Homeland, Florida 33847

**Telephone:** (813) 533-0810  
**Fax:** (813-533-2187

**Restrictiveness Level:** 8

**Intended ALOS:** 9 months

**Capacity:** 20

**Aftercare Services Provided?:** No

**Eligibility Criteria:**

Committed males ages 14-18 who were adjudicated for a second degree or higher felony, or a third degree felony with two prior commitments, or youth committed for one prior felony and one first degree misdemeanor, or youth committed for a third degree felony and two or more previous first degree misdemeanors.

**Services and Treatment Offered:**

The intensive halfway house program provides services for committed youth classified as high risks to public safety. Treatment modalities are therefore more restrictive and occur in a secure setting. Services include counseling in behavior management, individual, group, and family counseling, substance abuse counseling, family planning, and social skills development. Educational and vocational programs are in place. Physical fitness, health, and hygiene classes are ongoing. Guardian participation is encouraged with an emphasis on preservation of the family. There is a transitional phase in which youth are prepared for release to an aftercare program. Security is provided by an eight foot non razor wire fence. All doors and windows are provided with security hardware. Staff to client ratios are higher than in regular halfway houses and there is an on call back up plan for use in emergencies or staff shortages.

**DISTRICT 9**  
**Coral Intensive Halfway House**

**PROGRAM DESCRIPTION:**

**Address:** 1117 West Lantana  
Lantana, Florida 33462

**Telephone:**

**Restrictiveness Level:** 8

**Intended ALOS:** 6-9 months

**Capacity:** 17

**Aftercare Services Provided?:** No.

**Eligibility Criteria:**

Committed males ages 14-18 who were adjudicated for a second degree or higher felony, or a third degree felony with two prior commitments, or youth committed for one prior felony and one first degree misdemeanor, or youth committed for a third degree felony and two or more previous first degree misdemeanors.

**Services and Treatment Offered:**

The Intensive Halfway House program provides services for committed youth classified as high risks to public safety. Treatment modalities are therefore more restrictive and occur in a secure setting. Services include counseling in behavior management, individual, group, and family counseling, substance abuse counseling, family planning, and social skills development. Educational and vocational programs are in place. Physical fitness, health, and hygiene classes are ongoing. Guardian participation is encouraged with an emphasis on preservation of the family. There is a transitional phase in which youth are prepared for release to an aftercare program. This is a closed resource.

**DISTRICT 9**  
**Eckerd Intensive Halfway House**

**PROGRAM DESCRIPTION:**

**Address:** 800 N.E. 72nd. Circle, North  
Okeechobee, Florida 34972

**Telephone:** (813) 357-0047  
SC 721-7150

**Fax:** (813) 357-0368

**Restrictiveness Level:** 8

**Intended ALOS:** 6-9 months

**Capacity:** 10

**Aftercare Services Provided?:** No

**Eligibility Criteria:**

Committed males ages 14-18 who were adjudicated for a second degree or higher felony, or a third degree felony with two prior commitments, or youth committed for one prior felony and one first degree misdemeanor, or youth committed for a third degree felony and two or more previous first degree misdemeanors. Prefer clients from the East Commitment Service Area.

**Services and Treatment Offered:**

The intensive halfway house program provides services for committed youth classified as high risks to public safety. Treatment modalities are therefore more restrictive and occur in a secure setting. Services include counseling in behavior management, individual, group, and family counseling, substance abuse counseling, family planning, and social skills development. Educational and vocational programs are in place. Physical fitness, health, and hygiene classes are ongoing. Guardian participation is encouraged with an emphasis on preservation of the family. There is a transitional phase in which youth are prepared for release to an aftercare program. Security is provided by an eight foot non razor wire fence. All doors and windows are provided with security hardware. Staff to client ratios are higher than in regular halfway houses and there is an on call back up plan for use in emergencies or staff shortages.

**DISTRICT 1****North American Family Institute Serious  
Habitual Offender Program - SHOP****PROGRAM DESCRIPTION:**

**Address:** 286 Gene Hurley  
DeFuniak Springs, Florida 32433

**Telephone:** (904) 892-7044

**Fax:** (904) 892-9065

**Restrictiveness Level:** 8

**Intended ALOS:**

Nine month residential program.

**Capacity:** 25

**Aftercare Services Provided?:** No

There is a nine month non-residential component either through the SAFE program, or via other reentry programs.

**Eligibility Criteria:**

Committed male youth ages 15-21 who are referred by Judges from the Commitment Service Area. These clients must be eligible for the Serious Habitual Offender Program as established in a court order.

**Services and Treatment Offered:**

SHOP the Serious Habitual Offender Program is a 25 bed physically secure program for committed male youth. The program operates 24 hours a day, seven days a week providing a comprehensive treatment approach that includes programs and overlay services such as behavior management, individual and group counseling, independent living skills, physical fitness, and health and therapeutic community therapy. Experience therapy through wilderness experiences and ropes courses is stressed, but youth must be in the program a minimum of six months before they are allowed outside the fence. Educational services are provided by the County School System. There is a 9 month non residential aftercare program as well. At the present time youth are accepted statewide and aftercare is therefore limited to the spectrum of reentry services that are available in the particular community to which the client is being returned.

**DISTRICT 6****Hillsborough Serious Habitual Offender  
Program - SHOP****PROGRAM DESCRIPTION:**

**Address:** 6612 Starke Road  
Seffner, Florida 33584

**Telephone:** (813) 621-6051

**Fax:** (813) 623-1773

**Restrictiveness Level:** 8

**Intended ALOS:**

6-9 months

**Capacity:** 25

**Aftercare Services Provided?:** No

**Eligibility Criteria:**

Male youth age 14-18 who are committed and qualify as Serious Habitual Offenders (SHO) are accepted. SHO scores must be presented at the Commitment Management Staffing.

**Services and Treatment Offered:**

Diagnostic evaluation services are offered as well as appropriate treatment modalities, including substance abuse intervention, mental health services, and sexual dysfunction interventions and gang related behavior interventions. Prevocational and vocational services are provided as well as job training, job placement, and employability skills training. Case management services and educational services are offered including special education and pre GED literacy. Self sufficiency planning, independent living skills, parenting skills, recreational and leisure times activities, wilderness component and a family transitional service are provided.

**DISTRICT 7**  
**Center for Drug Free Living - SHOP**

**PROGRAM DESCRIPTION:**

**Address:** 5970 S. Orange Blossom Trail  
Intercession City, Florida 33848

**Telephone:** (407) 846-5294  
SC 327-5294

**Fax:** (407) 846-5298

**Restrictiveness Level:** 8

**Intended ALOS:** 9-12 months

**Capacity:** 20

**Aftercare Services Provided?:** Yes. Aftercare is provided through the SAFE program.

**Eligibility Criteria:**

Committed male youth ages 14-21 who are referred by Judges from the Commitment Service Area. These clients must be eligible for the Serious Habitual Offender Program as established in a court order.

**Services and Treatment Offered:**

SHOP the Serious Habitual Offender Program is a 20 bed physically secure program for committed male youth. The program operates 24 hours a day, seven days a week providing a comprehensive treatment approach that includes programs and overlay services such as behavior management, individual and group counseling, independent living skills, physical fitness, and health, as well as, educational programs provided by the Osceola County School System. Vocational training is provided by an on-site specialist. The program contains a ropes course and provides wilderness experiences. Therapeutic community treatment modality is also practiced.

**DISTRICT 8**  
**Green Oaks Serious Habitual Offender Program - SHOP**

**PROGRAM DESCRIPTION:**

**Address:** P.O. Box 256  
Homeland, Florida 33847

**Telephone:** (813) 534-3838  
**Fax:** (813) 533-2187

**Restrictiveness Level:** 8

**Intended ALOS:** Nine month residential and nine month aftercare.

**Capacity:** 30

**Aftercare Services Provided?:** Yes. Not directly, but through other reentry programs.

**Eligibility Criteria:**

Committed male youth ages 15-21 who are referred by Judges from the Commitment Service Area. These clients must be eligible for the Serious Habitual Offender Program as established in a court order.

**Services and Treatment Offered:**

SHOP the Serious Habitual Offender Program is a 30 bed physically secure program for committed male youth. The program operates 24 hours a day, seven days a week providing a comprehensive treatment approach that includes programs and overlay services such as behavior management, individual and group counseling, independent living skills, physical fitness, and health and therapeutic community therapy. Experience therapy through wilderness experiences and ropes courses is stressed. Educational services are provided by the County School System. There is a 9 month non residential aftercare program as well.

**DISTRICT 9**  
**Eckerd Youth Development Center**

**PROGRAM DESCRIPTION:**

**Address:** 7200 Highway 441  
Okeechobee, Florida 34972

**Telephone:** (813) 763-2174  
SC 727-1000

**Fax:** (813) 763-2174 ext 335

**Restrictiveness Level:** 8

**Intended ALOS:** 8 months

**Capacity:** 130-135

**Aftercare Services Provided?:** Yes

**Eligibility Criteria:**

Committed males, age 14-21, who have been adjudicated for a first or second degree felony, a third degree felony with two or more previous felony commitments, or a violent misdemeanor while in a residential commitment status. Approved exceptions are also accepted.

**Services and Treatment Offered:**

Group counseling with cottage staff facilitators occurs several times a week in each cottage. Special mental health counseling and psychiatric supervision are offered. Mental health counseling groups for substance abuse, children of substance abuse, aggression, children who have been abused or neglected, sexual offenders, and sexual abuse victims under direction of licensed clinical social workers/psychologists.

Medical and dental services are provided on campus. Washington County schools provides educational services including GED, high school credits, special education, and basic vocational education.

**DISTRICT 9**  
**Eckerd Youth Development Center -  
Transitional Cottage**

**PROGRAM DESCRIPTION:**

**Address:** 7200 Highway 441 North  
Okeechobee, Florida 34972

**Telephone:** (813) 763-2174  
SC 727 1282

**Fax:** (813) 763-2174, ext 369  
SC 727-1282

**Restrictiveness Level:** 8

**Intended ALOS:** 120 days

**Capacity:** 30

**Eligibility Criteria:**

Youth who have completed the residential phase i.e. Eckerd Youth Challenge.

**Services and Treatment Offered:**

This is the transitional phase in which youth concentrate on integration back into the community and job placement.

**DISTRICT 2  
Dozier**

**PROGRAM DESCRIPTION:**

**Address:** 4111 South Street  
Marianna, Florida 32447

**Telephone:** (904) 482-9704  
SC 789-9704

**Fax:** (904) 482-9708  
SC 789-9708

**Restrictiveness Level:** 8

**Intended ALOS:** 6-12 months

**Capacity:** 100-105

**Aftercare Services Provided?:** Yes

**Eligibility Criteria:**

Youth committed for a first or second degree felony or a third degree felony with two prior felony commitments for third or higher felonies, or youth adjudicated for violent misdemeanors while in a residential program. Transfers from the Department of Corrections must meet one or more of the above criteria and be approved by the central office.

**Services and Treatment Offered:**

Dozier Training School uses an integrated, multidisciplinary approach for serious male offenders. Each client is evaluated and given a needs assessment by a multidisciplinary team of professionals. During his commitment, the clients treatment program is the focus and responsibility of the treatment team assigned to his unit. A full range of educational, vocational, and recreational programs is provided at Dozier.

**DISTRICT 2  
Dozier Transitional Cottage**

**PROGRAM DESCRIPTION:**

**Address:** P.O. Box 490  
Marianna, Florida 32447

**Telephone:** (904) 482-9704  
SC 789-9704

**Fax:** (904) 482-9708  
SC 789-9708

**Restrictiveness Level:** 8

**Intended ALOS:** 3 months

**Capacity:** 28

**Aftercare Services Provided?:** No

**Eligibility Criteria:**

Limited to youth who have completed the residential phase of Dozier Training School.

**Services and Treatment Offered:**

This is a residential pre-release program for youth who have completed the residential phase of the regular training school program. Youth are closely monitored and there is a heavy emphasis on additional vocational training and other employment skills.

**DISTRICT 10**  
**Broward Control Treatment Center**

various resources insure prompt and well monitored attention.

**PROGRAM DESCRIPTION:**

**Address:** 3090 N. Powerline Road  
Pompano Beach, Florida 33069

**Telephone:** (305) 969-3525  
SC 423-3525

**Fax:** (305) 969-3498  
SC 423-3498

**Restrictiveness Level:** 8

**Intended ALOS:** 6-9 months

**Capacity:** 20

**Aftercare Services Provided?:** No

**Eligibility Criteria:**

Committed females age 14-18 who have been adjudicated for first or second degree felonies, or have two or more prior commitments one of which resulted in a residential placement, or were adjudicated for 2 or more acts that involved force, or were recommitted from at least 2 residential placements, or had 4 or more escapes from a residential placement which resulted in transfer or recommitment.

**Services and Treatment Offered:**

The BCTC offers a secure residential program for girls committed to Level 8 statewide. In addition to the educational component provided by the School Board of Broward County, the BCTC has an extensive mental health overlay to meet the specific needs of this population. The Henderson Clinic Community Mental Center is under contract to provide 8 hours of psychiatric services. Weekly spectrum provides a substance abuse therapist for individual and group counseling there is also. weekly counseling on sexually transmitted disease, as well as, AIDS counseling, family planning, etc. Medical services including a nursing consultant, physician (4 hours) , nurse (20 hours) , and pharmacist consultant are provided. These

**DISTRICT 10**  
**Elaine Gordon Treatment Center**

**PROGRAM DESCRIPTION:**

**Address:** Brown Schools of Florida  
Elaine Gordon Treatment Center  
1000 Southwest 84th Avenue  
Pembroke, Florida 33025

**Telephone:** (305) 967-7470  
**Fax:** (305) 981-2940

**Restrictiveness Level:** 8

**Intended ALOS:** 18-24 months

**Capacity:** 22

**Aftercare Services Provided?:** Yes

**Eligibility Criteria:**

Male youth age 11-15 with a documented history of sexual offenses and an IQ of at least 71 are accepted. There should be an absence of neurological disorders. Family must participate in both treatment and reentry.

**Services and Treatment Offered:**

The University of Miami School of Medicine, Department of Psychiatry, has agreed to provide administrative supervisory and direct services to the Elaine Gordon Treatment Center Residential Treatment Program. The therapeutic program consists of effective problem solving behavior, social and peer related skills, sex education, anger management, assertiveness training, and family intervention both as a diagnostic and a treatment strategy. The sex offender's understanding of the magnitude and seriousness of their actions is enhanced. The primary goal of the program is to teach offenders to control their deviant arousal patterns.

**DISTRICT 4**  
**Florida Augustus Secure Care Unit**

**PROGRAM DESCRIPTION:**

**Address:** 4501 Lannie Road  
Jacksonville, Florida 32218

**Telephone:** (904) 765-2266  
**Fax:** (904) 765-7317

**Restrictiveness Level:** 8

**Intended ALOS:** 9 months

**Capacity:** 20

**Aftercare Services Provided?:** Yes

**Eligibility Criteria:**

Committed males age 14-18 from the Duval County area.

**Services and Treatment Offered:**

Services include psychological/psychiatric needs assessments, medical exams including bloodwork, academics, pre-vocational, industrial arts program, vocational program, social life skills, recreation/physical education, mental health overlay services, drug and substance abuse overlay services, clinical in-residence therapy for individual group and family behavior course modification curriculum, arts and crafts religious services, and an ROTC program.



**DISTRICT 8**  
**Florida Environmental Institute**

**PROGRAM DESCRIPTION:**

**Address:** P.O. Box 406  
Venus, Florida 33960

**Telephone:** (813) 699-3785  
**Fax:** (813) 699-3787

**Restrictiveness Level:** 8

**Intended ALOS:** 12 months

**Capacity:** 22

**Aftercare Services Provided?:** Yes

**Eligibility Criteria:**

Committed male youth 14-18 years of age. Prefer youth who have multiple repeat offenses against persons or property with violence. Youth need at least two prior commitments involving violence. Youth with no prior commitments require special approval for admission.

**Services and Treatment Offered:**

FEI operates a structured three phase program providing continuous case management for the most serious chronic youthful offenders. The program emphasizes an action oriented, hands-on approach which develops desirable work habits, emphasizes immediate and fair discipline and develops employability and social skills in participating youth.

**DISTRICT 2**  
**Greenville Academy**

**PROGRAM DESCRIPTION:**

**Address:** Route 2, Box 283  
Greenville, Florida 32331

**Telephone:** (904) 948-2228  
**Fax:** (904) 948-3281

**Restrictiveness Level:** 8

**Intended ALOS:** 9 months

**Capacity:** 20

**Aftercare Services Provided?:** No

**Eligibility Criteria:**

Committed males ages 14-18 who were adjudicated for a second degree or higher felony, or a third degree felony with two prior commitments, or youth committed for one prior felony and one first degree misdemeanor, or youth committed for a third degree felony and two or more previous first degree misdemeanors. Typically, youth with a history of assaultive behaviors are preferred.

**Services and Treatment Offered:**

The intensive halfway house program provides services for committed youth classified as high risks to public safety. Treatment modalities are therefore more restrictive and occur in a secure setting. Services include counseling in behavior management, individual, group, and family counseling, substance abuse counseling, family planning, and social skills development. Educational and vocational programs are in place. Physical fitness, health, and hygiene classes are ongoing. Guardian participation is encouraged with an emphasis on preservation of the family. There is a transitional phase in which youth are prepared for release to an aftercare program. Security is provided by an eight foot non razor wire fence. All doors and windows are provided with security hardware. Staff to client ratios are higher than in regular halfway houses and there is an on call back up plan for use in emergencies or staff shortages.

**DISTRICT 6**  
**Hillsborough Alternative Residential  
Program**

**PROGRAM DESCRIPTION:**

**Address:** 6612 Stark Road  
Seffner, Florida 33584

**Telephone:** (813) 621-6051  
**Fax:** (813) 623-1773

**Restrictiveness Level:** 8

**Intended ALOS:** 9 months

**Capacity:** 15

**Aftercare Services Provided?:** No

**Eligibility Criteria:**

Committed males age 14-18 who are moderately to mildly mentally retarded and have a history of aggression are accepted. Clients are referred statewide through juvenile justice placement authorities.

**Services and Treatment Offered:**

Hillsborough Alternative Residential Program in a special statewide 15 bed halfway house for court committed males 12-18 years of age who are mildly to moderately mentally retarded. These clients are delinquents with documented aggressive behavior. The program has 24 hour awake supervision that provides clinical and pre vocational services that operate in conjunction with the Hillsborough County School System.

**DISTRICT 9**  
**Palm Beach Youth Center Residential**

**PROGRAM DESCRIPTION:**

**Address:** 1100 45th Street, Building B  
West Palm Beach, Florida 33407

**Telephone:** (407) 840-3152  
SC 264-3152  
**Fax:** (407) 840-3156  
SC 264-3156

**Restrictiveness Level:** 8

**Intended ALOS:** 9 months residential  
and 9 months aftercare.

**Capacity:** 18

**Aftercare Services Provided?:** Yes

**Eligibility Criteria:**

Committed males age 14-17 who are considered Serious Habitual Offenders. Due to the mandatory non-residential treatment all admissions must come from Palm Beach County.

**Services and Treatment Offered:**

This program uses a number of treatment modalities. Groups are offered in victim empathy, anger management, sex offenses, and critical thinking. In the later phases of the program, youth are assisted in obtaining employment. The money earned is divided into the client's account and a restitution account for the client's victims. Community service work is also completed. Family counseling is a major component of this program. Education is offered through the Palm Beach County School Board.



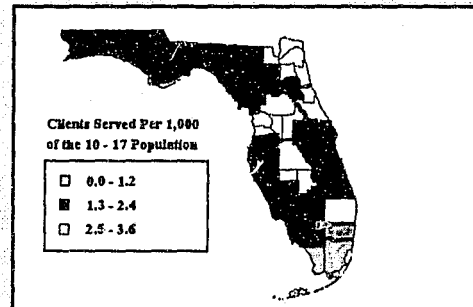
## Juvenile Justice Programs

### 16. POST-PLACEMENT SERVICES

#### Program Description

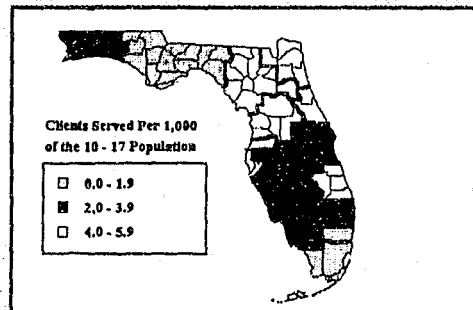
Post-placement services are provided to youth who have been released from residential and non-residential commitment programs. The different types of services include reentry, post-commitment community control, furlough and contracted non-residential aftercare.

**Reentry.** Reentry is a community-based commitment program which provides structured and specialized treatment for youth to reduce the rate of future law violations and improve the functioning of the youth in the community. The Reentry program is designed for serious offenders who have returned from training schools and other moderate-to-high risk residential commitment programs to the community.



#### Post-Commitment Community Control (PCCC).

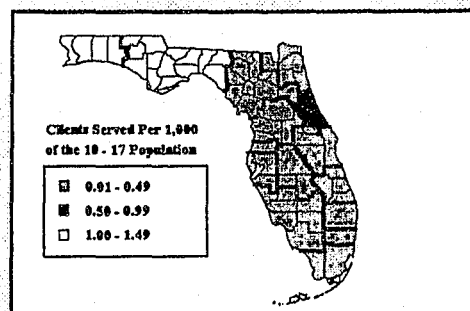
Post-Commitment Community Control is a status upon which the court has placed a youth on Community Control upon release from a commitment program. The court can impose Community Control at the disposition hearing or at any time before the youth is released from the commitment program. Supervision under PCCC is the same as the Community Control program. Termination from PCCC must be approved by the court.



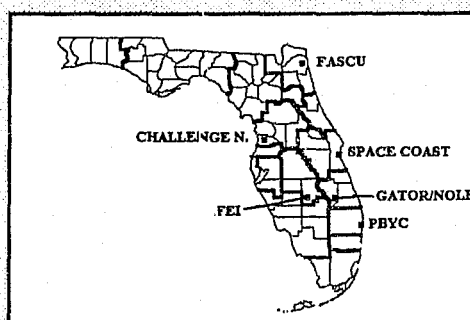
Youth with post-commitment community control sanctions are often served by Reentry and transferred to PCCC after substantial compliance with the Reentry program. Such transfers are typical where restitution is the court ordered sanction still outstanding.

**Furlough.** Furlough programs serve juvenile felons and misdemeanants who have been committed by the court to the department and are later released from a residential or nonresidential commitment program. Counseling and supportive services are provided to youth and their families while they are in a commitment program and after their release. Youth released on furlough

status are under the jurisdiction of the department. These youth must agree to the conditions of a furlough Agreement and sign it before they can be released from the commitment program. These conditions and an individualized case plan are the basis for supervision.

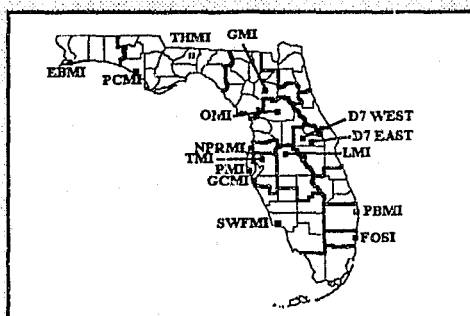


**Contracted Non-residential Aftercare Programs.** The contracted programs that provide non-residential aftercare are Florida Environmental Institute, Inc. (FEI), Space Coast Marine Institutes (SCMI), Eckerd Youth Challenge Programs (EYCP), Florida Augustus Secure Care Unit (FASCU) and Palm Beach Youth Center (PBYC). For a detailed description of each post-placement program see the appendix at the end of this chapter.



**SAFE Aftercares.** Intensive aftercare services provided by the Associated Marine Institutes to youth released primarily from high risk programs statewide. The SAFE program is a five step program of graduated intensity depending upon each youth's adjustment in the community. Initially, the youth is enrolled in one of the 15 Marine Institutes (level 2 day treatment programs)

located closest to the youth's home. The youth progresses through the required curriculum, gradually earning more and more privileges. The average length of stay under supervision is usually eight to twelve months as determined by the youth's ability to adjust in his family and community.



## Population Profile

According to the CIS/FACTS, approximately 3,222 committed youth were served in Reentry/Aftercare during FY 1993-94. Table 16-1 shows the number of youth served, average daily population, number of youth released, average length of stay, average age at discharge, sex, race, and average age at the time of the first delinquency referral for each reentry/aftercare program.

**TABLE 16-1:  
REENTRY/AFTERCARE  
POPULATION PROFILE FOR FY 1993-94**

PROGRAM	PERCENT										TOTAL RELEASED
	AGE			RACE					SEX		
	10-13 YEARS	14-15 YEARS	16-19 YEARS	WHITE	BLACK	ASIAN	NATIVE AMERICAN	UNK.	MALES	FEMALES	
FASCU (non-residential)	0.0	15.4	84.6	15.4	76.9	0.0	0.0	7.7	100.0	0.0	13
SPACE COAST (non-residential)	0.0	64.1	35.9	17.9	82.1	0.0	0.0	0.0	100.0	0.0	39
FEI (non-residential)	0.0	0.0	100.0	29.4	64.7	0.0	0.0	5.9	100.0	0.0	17
PBYC (non-residential)	0.0	0.0	100.0	66.7	33.3	0.0	0.0	0.0	100.0	0.0	3
CHALLENGE NORTH (non-residential)	0.0	0.0	100.0	0.0	100.0	0.0	0.0	0.0	100.0	0.0	1
GATOR/NOLE (non-residential)	1.2	43.2	55.6	38.3	61.7	0.0	0.0	0.0	100.0	0.0	81
ESCAMBIA BAY MARINE INST. SAFE	0.0	50.0	50.0	0.0	100.0	0.0	0.0	0.0	100.0	0.0	4
PANAMA CITY MARINE INST. SAFE	0.0	46.7	53.3	53.3	46.7	0.0	0.0	0.0	100.0	0.0	15
LEON COUNTY MARINE INST. SAFE	0.0	42.9	57.1	28.6	71.4	0.0	0.0	0.0	85.7	14.3	7
GAINESVILLE MARINE INST. SAFE	6.7	46.7	46.7	20.0	80.0	0.0	0.0	0.0	86.7	13.3	15
PINELLAS MARINE INST. SAFE	0.0	50.0	50.0	50.0	50.0	0.0	0.0	0.0	100.0	0.0	12
NEW PORT RICHEY MARINE INST. SAFE	0.0	45.5	54.5	63.6	36.4	0.0	0.0	0.0	100.0	0.0	11
TAMPA MARINE INST. SAFE	0.0	54.2	45.8	33.3	66.7	0.0	0.0	0.0	100.0	0.0	24
GULF COAST MARINE INST. SAFE	0.0	36.4	63.6	45.5	54.5	0.0	0.0	0.0	90.9	9.1	11
D7 AMI EAST SAFE	0.0	47.8	52.2	21.7	78.3	0.0	0.0	0.0	73.9	26.1	23
D7 AMI WEST SAFE	0.0	40.0	60.0	20.0	80.0	0.0	0.0	0.0	73.3	26.7	15
S.W. FL MARINE INST. SAFE	0.0	50.0	50.0	72.2	27.8	0.0	0.0	0.0	100.0	0.0	18
PALM BEACH MARINE INST. SAFE	0.0	0.0	100.0	0.0	100.0	0.0	0.0	0.0	100.0	0.0	1
FOSI SAFE	0.0	25.0	75.0	41.7	58.3	0.0	0.0	0.0	100.0	0.0	12
OCALA MARINE INST. SAFE	0.0	11.1	88.9	66.7	33.3	0.0	0.0	0.0	100.0	0.0	9
LAKELAND AMI SAFE	0.0	50.0	50.0	50.0	50.0	0.0	0.0	0.0	100.0	0.0	22
AFTERCARE (D1)	8.1	35.1	56.8	48.6	48.6	2.7	0.0	0.0	97.3	2.7	37
BRIDGE AFTERCARE	0.0	28.6	71.4	28.6	71.4	0.0	0.0	0.0	85.7	14.3	7
NASSAU AFTERCARE	0.0	0.0	100.0	66.7	33.3	0.0	0.0	0.0	100.0	0.0	3
FUTURE ALTERNATIVES	0.0	30.0	70.0	65.0	35.0	0.0	0.0	0.0	100.0	0.0	20
REENTRY D1	3.7	31.8	64.5	43.0	53.3	3.7	0.0	0.0	85.0	15.0	107
REENTRY D2	17.1	34.2	48.6	23.4	75.7	0.9	0.0	0.0	89.2	10.8	111
REENTRY D3	0.0	37.5	62.5	32.8	67.2	0.0	0.0	0.0	89.1	10.9	64
REENTRY D4	8.2	40.1	51.6	41.4	56.6	0.3	0.0	1.6	85.2	14.8	304
REENTRY D5	6.4	48.0	45.6	38.4	60.0	0.8	0.8	0.0	88.0	12.0	125
ECKERD BOOT REENTRY	0.0	60.0	40.0	40.0	60.0	0.0	0.0	0.0	100.0	0.0	5
REENTRY D6	8.2	38.8	53.1	44.2	55.8	0.0	0.0	0.0	90.5	9.5	147
REENTRY D7	3.4	29.9	66.7	37.4	62.6	0.0	0.0	0.0	83.7	16.3	147
REENTRY D8	3.8	27.6	68.6	53.3	44.8	0.0	1.9	0.0	87.6	12.4	105
REENTRY D9	9.9	33.3	56.8	34.6	61.7	3.7	0.0	0.0	93.8	6.2	81
REENTRY D10	1.9	38.9	59.3	20.4	79.6	0.0	0.0	0.0	92.6	7.4	54
REENTRY D11	5.8	31.7	62.5	24.2	75.0	0.0	0.0	0.8	95.8	4.2	120
REENTRY D12	10.1	29.1	60.8	55.7	44.3	0.0	0.0	0.0	87.3	12.7	79
REENTRY D13	3.6	35.1	61.3	47.7	52.3	0.0	0.0	0.0	83.8	16.2	111
REENTRY D14	4.5	28.4	67.0	29.5	70.5	0.0	0.0	0.0	89.8	10.2	88
REENTRY D15	2.4	42.9	54.8	21.4	78.6	0.0	0.0	0.0	78.6	21.4	42
STATEWIDE	5.5	36.6	57.9	38.3	60.6	0.5	0.1	0.4	89.5	10.5	2,110

*(continued on next page)*

(Table 16-1 continued)

PROGRAM	# OF YOUTH SERVED	# OF CASES SERVED	# OF YOUTH RELEASED	AVG. DAILY POPULATION	AVG. LENGTH OF STAY (IN MONTHS)	AVG. AGE AT FIRST DELINQUENCY REFERRAL	AVG. AGE AT DISCHARGE
FASCU (non-res)	21	21	2	6.7	2.3	13.3	17.8
SPACE COAST (non-res)	43	49	36	9.4	4.0	12.5	15.9
FEI (non-res)	23	23	22	9.6	6.6	13.1	18.0
PBYC (non-res)	9	11	4	5.0	4.8	13.3	17.7
CHALLENGE NORTH (non-res)	1	1	1	0.1	19.9	13.5	18.0
GATOR/NOLE (non-res)	110	114	98	26.8	3.6	12.4	16.5
EBMI SAFE	14	16	9	5.5	2.6	13.4	15.9
PCMI SAFE	30	33	9	9.8	4.0	12.1	16.5
LCMI SAFE	22	24	12	3.4	2.7	13.0	15.9
GMI SAFE	33	35	16	9.5	5.2	12.6	16.5
PMI SAFE	18	20	11	6.1	3.8	11.6	16.7
NPRMI SAFE	18	19	10	6.3	5.2	12.0	16.5
TMI SAFE	38	49	27	12.2	4.8	11.8	16.2
GCMi SAFE	27	28	19	8.9	5.1	13.7	16.6
D7 AMI EAST SAFE	46	50	25	8.3	2.6	13.3	16.6
D7 AMI WEST SAFE	40	42	14	6.9	2.9	12.8	16.4
SWFMI SAFE	29	34	24	8.5	4.2	12.1	16.4
PBMI SAFE	11	11	4	6.6	4.9	13.6	17.0
FOSI SAFE	21	26	13	7.1	4.7	13.0	16.7
OMI SAFE	32	32	22	12.1	5.4	13.0	17.5
LMI SAFE	35	44	24	11.9	5.8	12.4	16.6
AFTERCARE (D1)	39	40	33	2.0	2.9	13.2	16.2
BRIDGE AFTERCARE	8	8	3	1.0	2.9	13.5	17.1
NASSAU AFTERCARE	5	5	4	1.5	4.5	12.9	17.6
FUTURE ALTERNATIVES	28	29	19	5.2	1.7	13.0	16.8
REENTRY D1	114	121	79	5.4	4.4	13.0	16.5
REENTRY D2	151	160	98	5.5	4.1	12.1	16.0
REENTRY D3	84	86	71	16.3	4.4	12.5	17.1
REENTRY D4	361	378	205	6.1	2.8	13.3	16.3
REENTRY D5	206	207	137	63.2	5.3	12.2	16.5
ECKERD BOOT REENTRY	17	20	9	2.7	2.2	10.3	15.8
REENTRY D6	217	219	172	6.8	4.5	12.6	16.5
REENTRY D7	231	234	156	6.5	6.0	13.3	17.0
REENTRY D8	185	194	129	7.9	4.7	13.0	16.9
REENTRY D9	208	209	81	6.5	6.2	12.3	16.6
REENTRY D10	63	67	43	3.3	6.9	12.3	17.1
REENTRY D11	203	216	109	6.2	4.1	13.0	16.6
REENTRY D12	106	117	68	8.4	4.0	13.3	16.7
REENTRY D13	157	160	130	35.3	3.2	13.0	16.7
REENTRY D14	151	154	116	10.2	4.3	12.6	17.0
REENTRY D15	67	70	40	3.8	7.5	12.6	16.9
STATEWIDE	3,222	3,376	2,104	384.5	4.4	12.8	16.6

Source: Committed Youth Served, Average Daily Population and Number of Youth Released (CIS/FACTS Extract, February 1995, clients served during FY 1993-94); Average Length of Stay, Age, Sex, Race, Average Age at First Delinquency Referral, Average Age at Discharge and Total Released (CIS/FACTS, OE Extract, FY 1993-94, clients released during FY 1993-94).

There were 2,110 youth released from reentry/aftercare during FY 1993-94. The average length of supervision for these programs was 4.4 months (ALOS is based on 2,104 youth released which was derived from a more recent data extract). The average age of youth at the time of release was 16.6 years with 95 percent being age 16 or over at the time of release. Youth served in reentry/aftercare are primarily male (89.5 percent) with females accounting for only 10.5 percent. The majority of the youth (61.2 percent) are minorities and the average age of the youth at the time of their first delinquency referral was 12.8 years.

## Client History

Committing offenses by program type are shown in Table 16-2. These are the original offenses for which youth were committed to residential and non-residential programs. The most frequent original committing offense for youth served in reentry/aftercare was a property felony (43.6 percent). The second most frequent was a personal felony (15.7 percent). Other felonies accounted for 12.9 percent of committing offenses. The remaining categories together accounted for less than thirty percent of the youth served by post placement services.

The average number of prior felony referrals and adjudications are shown by program in Table 16-3. A referral indicates that a youth has been charged with a delinquent offense, but is not necessarily evidence that the youth committed the offense charged. Determination of whether a law violation occurred is more accurately measured in Juvenile Justice data systems by whether there was an adjudication (or adjudication withheld) for the delinquent offense. Such a finding by the court is a clearer measure than a referral. Statewide, youth served had 9.1 prior felony referrals and 5.1 prior felony adjudications prior to their placement in reentry/aftercare.

**TABLE 16-2:  
REENTRY/AFTERCARE  
COMMITTING OFFENSE BY PROGRAM FOR FY 1993-94**

PROGRAM	FELONY PERSON		FELONY SEX OFFENSE		FELONY PROPERTY		OTHER FELONY		MISDEMEANOR PERSON		MISDEMEANOR PROPERTY		OTHER MISDEMEANOR		OTHER DELINQUENCY		TOTAL
	N	%	N	%	N	%	N	%	N	%	N	%	N	%	N	%	
FASCU (non-res)	7	53.8	0	0.0	4	30.8	1	7.7	1	7.7	0	0.0	0	0.0	0	0.0	13
SPACE COAST (non-res)	6	15.4	1	2.6	19	48.7	4	10.3	6	15.4	1	2.6	1	2.6	1	2.6	39
FEI (non-res)	9	52.9	0	0.0	7	41.2	1	5.9	0	0.0	0	0.0	0	0.0	0	0.0	17
PBYC (non-res)	1	33.3	1	33.3	1	33.3	0	0.0	0	0.0	0	0.0	0	0.0	0	0.0	3
CHALLENGE NORTH (non-res)	0	0.0	0	0.0	0	0.0	0	0.0	0	0.0	1	100.0	0	0.0	0	0.0	1
GATOR/NOLE (non-res)	8	9.9	0	0.0	38	46.9	10	12.3	8	9.9	10	12.3	7	8.6	0	0.0	81
EBMI SAFE	1	25.0	0	0.0	1	25.0	1	25.0	0	0.0	0	0.0	0	0.0	1	25.0	4
PCMI SAFE	0	0.0	0	0.0	8	53.3	3	20.0	2	13.3	1	6.7	0	0.0	1	6.7	15
LCMI SAFE	1	14.3	0	0.0	3	42.9	1	14.3	2	28.6	0	0.0	0	0.0	0	0.0	7
GMI SAFE	2	13.3	0	0.0	9	60.0	2	13.3	1	6.7	1	6.7	0	0.0	0	0.0	15
PMI SAFE	2	16.7	0	0.0	6	50.0	2	16.7	1	8.3	0	0.0	1	8.3	0	0.0	12
NPRMI SAFE	2	18.2	0	0.0	6	54.5	1	9.1	1	9.1	0	0.0	0	0.0	1	9.1	11
TMI SAFE	7	29.2	0	0.0	12	50.0	5	20.8	0	0.0	0	0.0	0	0.0	0	0.0	24
GCMi SAFE	4	36.4	1	9.1	6	54.5	0	0.0	0	0.0	0	0.0	0	0.0	0	0.0	11
D7 AMI EAST SAFE	1	4.3	0	0.0	14	60.9	4	17.4	1	4.3	2	8.7	1	4.3	0	0.0	23
D7 AMI WEST SAFE	3	20.0	0	0.0	7	46.7	2	13.3	1	6.7	1	6.7	0	0.0	1	6.7	15
SWFMI SAFE	1	5.6	0	0.0	13	72.2	2	11.1	1	5.6	0	0.0	0	0.0	1	5.6	18
PBMI SAFE	0	0.0	0	0.0	0	0.0	0	0.0	1	100.0	0	0.0	0	0.0	0	0.0	1
FOSI SAFE	3	25.0	0	0.0	4	33.3	1	8.3	1	8.3	0	0.0	2	16.7	1	8.3	12
OMI SAFE	2	22.2	0	0.0	4	44.4	1	11.1	0	0.0	0	0.0	0	0.0	2	22.2	9
LMI SAFE	4	18.2	0	0.0	12	54.5	4	18.2	1	4.5	1	4.5	0	0.0	0	0.0	22
AFTERCARE (D1)	5	13.5	1	2.7	15	40.5	6	16.2	4	10.8	3	8.1	0	0.0	3	8.1	37
BRIDGE AFTERCARE	0	0.0	0	0.0	3	42.9	1	14.3	0	0.0	2	28.6	0	0.0	1	14.3	7
NASSAU AFTERCARE	0	0.0	0	0.0	2	66.7	0	0.0	1	33.3	0	0.0	0	0.0	0	0.0	3
FUTURE ALTERNATIVES	3	15.0	0	0.0	3	15.0	5	25.0	5	25.0	0	0.0	1	5.0	3	15.0	20
REENTRY D1	15	14.0	0	0.0	50	46.7	10	9.3	6	5.6	10	9.3	1	0.9	15	14.0	107
REENTRY D2	17	15.3	1	0.9	59	53.2	13	11.7	7	6.3	9	8.1	1	0.9	4	3.6	111
REENTRY D3	10	15.6	1	1.6	24	37.5	10	15.6	6	9.4	6	9.4	2	3.1	5	7.8	64
REENTRY D4	24	7.9	10	3.3	111	36.5	30	9.9	25	8.2	49	16.1	13	4.3	42	13.8	304
REENTRY D5	24	19.2	1	0.8	63	50.4	16	12.8	6	4.8	4	3.2	1	0.8	10	8.0	125
ECKERD BOOT REENTRY	1	20.0	0	0.0	1	20.0	1	20.0	0	0.0	0	0.0	1	20.0	1	20.0	5
REENTRY D6	31	21.1	2	1.4	60	40.8	24	16.3	15	10.2	11	7.5	3	2.0	1	0.7	147
REENTRY D7	21	14.3	4	2.7	52	35.4	25	17.0	17	11.6	6	4.1	6	4.1	16	10.9	147
REENTRY D8	13	12.4	2	1.9	58	55.2	11	10.5	3	2.9	5	4.8	7	6.7	6	5.7	105
REENTRY D9	15	18.5	0	0.0	33	40.7	10	12.3	3	3.7	15	18.5	0	0.0	5	6.2	81
REENTRY D10	16	29.6	0	0.0	24	44.4	6	11.1	0	0.0	5	9.3	1	1.9	2	3.7	54
REENTRY D11	25	20.8	1	0.8	59	49.2	16	13.3	11	9.2	3	2.5	3	2.5	2	1.7	120
REENTRY D12	9	11.4	3	3.8	25	31.6	17	21.5	10	12.7	11	13.9	0	0.0	4	5.1	79
REENTRY D13	19	17.1	8	7.2	42	37.8	17	15.3	5	4.5	8	7.2	2	1.8	10	9.0	111
REENTRY D14	11	12.5	3	3.4	45	51.1	9	10.2	7	8.0	6	6.8	2	2.3	5	5.7	88
REENTRY D15	8	19.0	1	2.4	18	42.9	1	2.4	8	19.0	4	9.5	1	2.4	1	2.4	42
STATEWIDE	331	15.7	41	1.9	921	43.6	273	12.9	167	7.9	175	8.3	57	2.7	145	6.9	2,110

Source: CIS/FACTS/TP3, OE Extract, FY 1993-94 (clients released during FY 1993-94)



**TABLE 16-3:**  
**REENTRY/AFTERCARE**  
**AVERAGE NUMBER OF PRIOR FELONY REFERRALS AND ADJUDICATIONS**  
**BY PROGRAM TYPE FOR FY 1993-94**

<b>PROGRAM</b>	<b>AVG. NUMBER OF PRIOR FELONY REFERRALS</b>	<b>AVG. NUMBER OF PRIOR FELONY ADJUDICATIONS</b>
FASCU (non-res)	6.9	3.8
SPACE COAST (non-res)	7.9	3.5
FEI (non-res)	10.1	4.9
PBYC (non-res)	15.0	8.7
CHALLENGE NORTH (non-res)	5.0	3.0
GATOR/NOLE (non-res)	8.2	5.1
EBMI SAFE	6.3	5.3
PCMI SAFE	9.1	4.7
LCMI SAFE	8.9	4.9
GMI SAFE	8.5	4.2
PMI SAFE	13.8	10.2
NPRMI SAFE	8.3	7.1
TMI SAFE	16.0	10.5
GCMi SAFE	9.8	6.4
D7 AMI EAST SAFE	6.8	4.1
D7 AMI WEST SAFE	7.5	4.3
SWFMI SAFE	14.2	6.9
PBMI SAFE	3.0	1.0
FOSI SAFE	12.1	8.3
OMI SAFE	8.1	5.6
LMI SAFE	11.2	8.4
AFTERCARE (D1)	6.3	3.9
BRIDGE AFTERCARE	5.7	3.3
NASSAU AFTERCARE	10.3	3.7
FUTURE ALTERNATIVES	6.5	3.3
REENTRY D1	6.7	4.7
REENTRY D2	13.2	8.0
REENTRY D3	7.7	3.9
REENTRY D4	4.8	2.3
REENTRY D5	9.8	7.1
ECKERD BOOT REENTRY	11.4	8.0
REENTRY D6	10.9	6.0
REENTRY D7	8.0	3.8
REENTRY D8	11.7	6.7
REENTRY D9	9.5	5.7
REENTRY D10	15.3	8.8
REENTRY D11	12.7	4.5
REENTRY D12	6.8	3.2
REENTRY D13	6.0	4.1
REENTRY D14	13.6	7.4
REENTRY D15	11.8	7.8
STATEWIDE	9.1	5.1

*Source: CIS/FACTS Extract, February 1995 (clients released during FY 1993-94)*

Table 16-4 summarizes information on the type of admission by program. Post-placement services are provided to youth who have been released from residential and non-residential commitment programs so the majority of admissions should be transfers. Transfers accounted for 88.1 percent of the admissions to the programs. First commitments accounted for 8.8 percent and recommitments made up 3.1 percent of the admissions to reentry/aftercare.

**TABLE 16-4:**  
**REENTRY/AFTERCARE**  
**PERCENTAGE OF POPULATION BY TYPE OF ADMISSION**  
**FOR CLIENTS RELEASED DURING FY 1993-94**

PROGRAM	PERCENT				TOTAL RELEASED
	FIRST COMMITMENT	RECOMMITMENT	TRANSFERS IN	REVOCATION APPROVED	
FASCU (non-res)	0.0	0.0	100.0	0.0	13
SPACE COAST (non-res)	0.0	0.0	100.0	0.0	39
FEI (non-res)	0.0	0.0	100.0	0.0	17
PBYC (non-res)	0.0	0.0	100.0	0.0	3
CHALLENGE NORTH (non-res)	0.0	0.0	100.0	0.0	1
GATOR/NOLE (non-res)	0.0	0.0	100.0	0.0	81
EBMI SAFE	0.0	0.0	100.0	0.0	4
PCMI SAFE	0.0	0.0	100.0	0.0	15
LCMI SAFE	0.0	0.0	100.0	0.0	7
GMI SAFE	0.0	0.0	100.0	0.0	15
PMI SAFE	0.0	0.0	100.0	0.0	12
NPRMI SAFE	0.0	0.0	100.0	0.0	11
TMI SAFE	0.0	0.0	100.0	0.0	24
GCMi SAFE	0.0	0.0	100.0	0.0	11
D7 AMI EAST SAFE	0.0	0.0	100.0	0.0	23
D7 AMI WEST SAFE	0.0	0.0	100.0	0.0	15
SWFMI SAFE	0.0	0.0	100.0	0.0	18
PBMI SAFE	0.0	0.0	100.0	0.0	1
FOSI SAFE	0.0	8.3	91.7	0.0	12
OMI SAFE	0.0	0.0	100.0	0.0	9
LMI SAFE	0.0	0.0	100.0	0.0	22
AFTERCARE (D1)	0.0	0.0	100.0	0.0	37
BRIDGE AFTERCARE	42.9	0.0	57.1	0.0	7
NASSAU AFTERCARE	0.0	0.0	100.0	0.0	3
FUTURE ALTERNATIVES	0.0	5.0	95.0	0.0	20
REENTRY D1	1.9	0.9	97.2	0.0	107
REENTRY D2	0.0	8.1	91.9	0.0	111
REENTRY D3	0.0	1.6	98.4	0.0	64
REENTRY D4	36.8	5.3	57.9	0.0	304
REENTRY D5	0.0	0.8	99.2	0.0	125
ECKERD BOOT REENTRY	0.0	0.0	100.0	0.0	5
REENTRY D6	9.5	2.0	88.4	0.0	147
REENTRY D7	0.0	3.4	96.6	0.0	147
REENTRY D8	1.0	1.9	97.1	0.0	105
REENTRY D9	1.2	2.5	96.3	0.0	81
REENTRY D10	0.0	3.7	96.3	0.0	54
REENTRY D11	14.2	8.3	77.5	0.0	120
REENTRY D12	45.6	11.4	43.0	0.0	79
REENTRY D13	0.0	0.0	100.0	0.0	111
REENTRY D14	0.0	3.4	96.6	0.0	88
REENTRY D15	0.0	0.0	100.0	0.0	42
STATEWIDE	8.8	3.1	88.1	0.0	2,110

Source: CIS/FACTS/TP3, OE Extract, FY 1993-94 (clients released during FY 1993-94)

## Outcome Measurement

### Outcome 1

#### **YOUTH COMMITTED TO POST PLACEMENT SERVICES WILL SUCCESSFULLY COMPLETE THE PROGRAM.**

**Definition:** Successful release for youth served in Reentry, FEI, Space Coast Marine, Challenge and FASCU, is defined as an honorable direct discharge from Delinquency Services supervision, or placement on post-commitment community control or furlough status. Data were obtained from the Commitment Programs Population Annual Summary (January-June 1993). Successful completion for post-commitment community control and Furlough is defined by the codes "successful completion" and "required by law" in CIS/FACTS (January-June 1993).

- Statewide, 53.3 percent of youth released from reentry/aftercare successfully completed the program, 18.4 percent were unsuccessful, 6.3 percent were transferred to another equally restrictive program and 21.5 percent were released for other reasons.

Table 16-5A shows successful completions from reentry as well as successful completions for contracted aftercare programs. The overall successful completion rate for reentry/aftercare was 53.3 percent in FY 1993-94. Successful completion rates for reentry/aftercare ranged from zero percent [LCMI SAFE (non-residential), based on only 7 youth released] to 100.0 percent [Eckerd Boot Reentry, based on 5 youth released]. Percentages based on small numbers should be interpreted with caution because the actions of one youth can drastically effect the percentages. The 18.4 percent who were unsuccessful were recommitted to the department or sent to the adult system.

**TABLE 16-5A:  
REENTRY/AFTERCARE  
TYPE OF RELEASE  
FOR CLIENTS RELEASED DURING FY 1993-94**

PROGRAM	N	PERCENT				
		SUCCESSFUL COMPLETIONS	UNSUCCESSFUL COMPLETIONS	TRANSFERS TO EQUALLY RESTRICTIVE PROGRAMS	TRANSFERS TO A PROGRAM UNKNOWN	ALL OTHER RELEASE REASONS
FASCU (non-res)	13	61.5	15.4	15.4	0.0	7.7
SPACE COAST (non-res)	39	46.2	7.7	17.9	0.0	28.2
FEI (non-res)	17	88.2	0.0	5.9	0.0	5.9
PBYC (non-res)	3	33.3	66.7	0.0	0.0	0.0
CHALLENGE NORTH (non-res)	1	0.0	100.0	0.0	0.0	0.0
GATOR/NOLE (non-res)	81	64.2	12.3	0.0	0.0	23.5
EBMI SAFE	4	25.0	75.0	0.0	0.0	0.0
PCMI SAFE	15	13.3	73.3	6.7	0.0	6.7
LCMI SAFE	7	0.0	85.7	0.0	0.0	14.3
GMI SAFE	15	20.0	26.7	33.3	0.0	20.0
PMI SAFE	12	8.3	66.7	16.7	0.0	8.3
NPRMI SAFE	11	45.5	27.3	18.2	0.0	9.1
TMI SAFE	24	12.5	66.7	8.3	0.0	12.5
GCMi SAFE	11	45.5	36.4	18.2	0.0	0.0
D7 AMI EAST SAFE	23	13.0	43.5	21.7	0.0	21.7
D7 AMI WEST SAFE	15	6.7	26.7	33.3	0.0	33.3
SWFMI SAFE	18	38.9	27.8	5.6	0.0	27.8
PBMI SAFE	1	0.0	0.0	0.0	0.0	100.0
FOSI SAFE	12	41.7	16.7	8.3	0.0	33.3
OMI SAFE	9	22.2	11.1	33.3	0.0	33.3
LMI SAFE	22	18.2	40.9	18.2	0.0	22.7
AFTERCARE (D1)	37	86.5	10.8	0.0	0.0	2.7
BRIDGE AFTERCARE	7	85.7	0.0	0.0	14.3	0.0
NASSAU AFTERCARE	3	100.0	0.0	0.0	0.0	0.0
FUTURE ALTERNATIVES	20	85.0	0.0	0.0	0.0	15.0
REENTRY D1	107	71.0	8.4	11.2	0.0	9.3
REENTRY D2	111	36.9	30.6	4.5	0.0	27.9
REENTRY D3	64	71.9	6.3	1.6	3.1	17.2
REENTRY D4	304	74.3	6.3	0.3	0.3	18.8
REENTRY D5	125	54.4	24.0	0.0	0.0	21.6
ECKERD BOOT REENTRY	5	100.0	0.0	0.0	0.0	0.0
REENTRY D6	145	61.4	23.4	0.7	0.7	13.8
REENTRY D7	147	55.1	14.3	2.7	0.7	27.2
REENTRY D8	105	32.4	19.0	33.3	0.0	15.2
REENTRY D9	81	16.0	6.2	23.5	1.2	53.1
REENTRY D10	54	29.6	48.1	1.9	0.0	20.4
REENTRY D11	120	48.3	26.7	2.5	0.0	22.5
REENTRY D12	79	60.8	8.9	0.0	2.5	27.8
REENTRY D13	111	79.3	5.4	0.9	1.8	12.6
REENTRY D14	90	35.6	32.2	1.1	0.0	31.1
REENTRY D15	42	23.8	9.5	11.9	0.0	54.8
STATEWIDE	2,110	53.3	18.4	6.3	0.5	21.5

Source: CIS/FACTS Extract, February 1995 (clients released during FY 1993-94) and CIS/FACTS/TP3, OE Extract, FY 1993-94 (clients released during FY 1993-94)

District comparisons for furlough are provided in Table 16-5B and district comparisons for post-commitment community control are illustrated in Table 16-5C.

**TABLE 16-5B:**  
**FURLOUGH**  
**TYPE OF RELEASE BY DISTRICT**  
**FOR CLIENTS RELEASED DURING FY 1993-94**

DISTRICT	SUCCESSFUL COMPLETIONS		UNSUCCESSFUL COMPLETIONS		OTHER		NUMBER RELEASED
	#	%	#	%	#	%	
1	15	83.3	3	16.7	0	0.0	18
2	46	83.6	9	16.4	0	0.0	55
3	1	100.0	0	0.0	0	0.0	1
4	4	66.7	2	33.3	0	0.0	6
5	12	85.7	2	14.3	0	0.0	14
6	5	50.0	4	40.0	1	10.0	10
7	3	100.0	0	0.0	0	0.0	3
8	7	87.5	1	12.5	0	0.0	8
9	6	75.0	2	25.0	0	0.0	8
10	2	66.7	1	33.3	0	0.0	3
11	12	63.2	6	31.6	1	5.3	19
12	2	50.0	2	50.0	0	0.0	4
13	3	60.0	2	40.0	0	0.0	5
14	1	50.0	1	50.0	0	0.0	2
15	2	100.0	0	0.0	0	0.0	2
STATEWIDE	121	76.6	35	22.2	2	1.3	158

*Source: CIS/FACTS/TP3, OE Extract, FY 1993-94 (clients released during FY 1993-94)*

**TABLE 16-5C:**  
**POST COMMITMENT COMMUNITY CONTROL**  
**TYPE OF RELEASE BY DISTRICT**  
**FOR CLIENTS RELEASED DURING FY 1993-94**

DISTRICT	SUCCESSFUL COMPLETIONS		UNSUCCESSFUL COMPLETIONS		OTHER		NUMBER RELEASED
	#	%	#	%	#	%	
1	41	68.3	18	30.0	1	1.7	60
2	9	52.9	8	47.1	0	0.0	17
3	72	67.9	29	27.4	5	4.7	106
4	114	57.9	67	34.0	16	8.1	197
5	36	69.2	16	30.8	0	0.0	52
6	46	50.5	39	42.9	6	6.6	91
7	149	57.8	102	39.5	7	2.7	258
8	56	50.5	51	45.9	4	3.6	111
9	60	71.4	20	23.8	4	4.8	84
10	6	66.7	2	22.2	1	11.1	9
11	8	61.5	4	30.8	1	7.7	13
12	52	71.2	19	26.0	2	2.7	73
13	122	76.3	34	21.3	4	2.5	160
14	43	64.2	24	35.8	0	0.0	67
15	32	48.5	30	45.5	4	6.1	66
STATEWIDE	846	62.0	463	33.9	55	4.0	1,364

*Source: CIS/FACTS/TP3, OE Extract, FY 1993-94 (clients released during FY 1993-94)*

## **Outcome 2**

### **YOUTH RELEASED FROM POST PLACEMENT SERVICES WILL HAVE NO SUBSEQUENT LAW VIOLATIONS WITHIN ONE YEAR OF RELEASE.**

**Definition:** Many measures can be utilized as indications of recidivism, all related to subsequent law violations. A number of such measures are presented below. Re-referrals indicate that youth have been charged with another delinquent offense, but a subsequent referral is not necessarily evidence that the youth committed the offense charged. Determination of whether a subsequent law violation occurred is more accurately measured in Juvenile Justice data systems by whether there was an adjudication (or adjudication withheld) for one or more delinquent offenses following release. Such a finding by the court is a clearer measure than a subsequent referral. Adult felony convictions, for which youth were placed on adult probation or sentenced to adult prison, are also tabulated. A combined juvenile and adult felony conviction rate is also presented, as is a total of all juvenile adjudications and adult felony convictions. The operational definition of recidivism is, finally, the number of youth released from a program between January and June of 1993 who had been recommitted to Juvenile Justice, placed on adult probation or sent to prison within one year following release.

- 38.6 percent of the youth released from reentry/aftercare, 21.4 percent of the youth released from furlough, and 23.1 percent of the youth released from post-commitment community control were readjudicated for a subsequent offense within one year of release. Statewide, the average recidivism rate was 26.6 percent for reentry/aftercare, 15.3 percent for furlough and 17.5 percent for post-commitment community control.

Tables 16-6A, 16-7A and 16-8A represent the percentage of referrals which were received after a youth was released from a program. The total number of reentry/aftercare releases includes youth who were actually physically released from their reentry/aftercare commitment program. Those who were transferred directly to the Department of Corrections or another Juvenile Justice program are not included. For furlough and post-commitment community control, the total number of releases includes only youth whose termination status was terminated, satisfactory adjustment, or terminated, unsatisfactory adjustment. Only youth released between January and June 1993 are included in these tables. Readjudication and recidivism rates are presented for comparison in Tables 16-6B, 16-7B, 16-8B & 16-6C, 16-7C 16-8C.

**TABLE 16-6A:**  
**REENTRY/AFTERCARE**  
**JUVENILE JUSTICE RE-REFERRAL RATE**  
**FOR YOUTH RELEASED BETWEEN JANUARY AND JUNE 1993**

PROGRAM	TOTAL RELEASED	% RE-REFERRALS TO JUVENILE JUSTICE*							
		6 MONTHS				1 YEAR TOTAL			
		FELONY	MISD.	OTHER	TOTAL	FELONY	MISD.	OTHER	TOTAL
FL. AUGUSTUS SECURE CARE UNIT (non-res)	3	33.3	0.0	33.3	33.3	33.3	0.0	33.3	33.3
SPACE COAST MAR. INST. (non-res)	20	40.0	50.0	10.0	75.0	60.0	50.0	20.0	80.0
FLORIDA ENVIRONMENTAL INST. (non-res)	8	12.5	12.5	0.0	25.0	12.5	12.5	0.0	25.0
PALM BEACH YOUTH CTR. (non-res)	1	100.0	100.0	0.0	100.0	100.0	100.0	0.0	100.0
CHALLENGE NORTH (non-res)	6	16.7	16.7	16.7	33.3	33.3	16.7	16.7	33.3
GATOR/NOLE (non-res)	16	43.8	31.3	12.5	56.3	56.3	31.3	18.8	68.8
REENTRY D1	17	29.4	17.6	5.9	35.3	58.8	17.6	5.9	58.8
REENTRY D2	25	44.0	24.0	0.0	56.0	64.0	32.0	4.0	72.0
REENTRY D3	71	21.1	25.4	5.6	35.2	25.4	29.6	8.5	39.4
REENTRY D4	71	31.0	21.1	8.5	42.3	36.6	29.6	8.5	47.9
REENTRY D5	36	30.6	16.7	5.6	38.9	50.0	19.4	8.3	55.6
REENTRY D6	46	32.6	23.9	13.0	45.7	45.7	30.4	21.7	56.5
REENTRY D7	62	25.8	32.3	9.7	41.9	37.1	33.9	17.7	46.8
REENTRY D8	24	29.2	25.0	16.7	45.8	37.5	29.2	16.7	54.2
REENTRY D9	21	9.5	28.6	0.0	33.3	23.8	33.3	28.6	52.4
REENTRY D10	10	40.0	10.0	0.0	50.0	50.0	30.0	0.0	50.0
REENTRY D11	24	37.5	29.2	8.3	54.2	45.8	33.3	12.5	58.3
REENTRY D12	36	8.3	16.7	8.3	22.2	22.2	22.2	13.9	36.1
REENTRY D13	16	18.8	18.8	6.3	31.3	25.0	25.0	6.3	37.5
REENTRY D14	16	12.5	25.0	6.3	31.3	18.8	43.8	6.3	43.8
REENTRY D15	13	30.8	23.1	7.7	46.2	38.5	23.1	15.4	53.8
STATEWIDE	542	27.3	24.5	7.9	41.7	38.4	29.5	12.7	50.6

Source: CIS/FACTS/TP1, OE Extract, FY 1993-94 (clients released between January and June 1993) and the Department of Corrections' FY 1993-94 probation and prison extract.

\* 6 Months Total and 1 Year Total columns contain unduplicated re-referral percentages.

**TABLE 16-6B:**  
**REENTRY/AFTERCARE**  
**JUVENILE JUSTICE AND ADULT SYSTEM SUBSEQUENT ADJUDICATION RATE**  
**FOR YOUTH RELEASED BETWEEN JANUARY AND JUNE 1993**

PROGRAM	TOTAL RELEASED	PERCENT SUBSEQUENT DELINQUENCY ADJUDICATIONS* (includes adjudications withheld)				ADULT SYSTEM FELONY CONVICTIONS AT 1 YEAR**		TOTAL PERCENT FELONY CONVICTIONS AT 1 YEAR**	TOTAL DELINQUENCY ADJUDICATIONS AND ADULT FELONY CONVICTIONS
		1 YEAR TOTAL				#	%		
		FELONY	MISD.	OTHER	TOTAL				
FL. AUGUSTUS SECURE CARE UNIT (non-res)	3	0.0	0.0	0.0	0.0	0	0.0	0.0	0.0
SPACE COAST MAR. INST. (non-res)	20	20.0	10.0	20.0	30.0	2	10.0	30.0	40.0
FLORIDA ENVIRONMENTAL INST. (non-res)	8	0.0	0.0	0.0	0.0	0	0.0	0.0	0.0
PALM BEACH YOUTH CTR. (non-res)	1	0.0	0.0	0.0	0.0	1	100.0	100.0	100.0
CHALLENGE NORTH (non-res)	6	0.0	0.0	0.0	0.0	1	16.7	16.7	16.7
GATOR/NOLE (non-res)	16	25.0	6.3	6.3	25.0	1	6.3	31.3	31.3
REENTRY D1	17	5.9	5.9	0.0	5.9	7	41.2	47.1	47.1
REENTRY D2	25	28.0	16.0	4.0	32.0	4	16.0	44.0	48.0
REENTRY D3	71	8.5	14.1	5.6	19.7	12	16.9	25.4	36.6
REENTRY D4	71	12.7	9.9	4.2	19.7	5	7.0	19.7	26.8
REENTRY D5	36	22.2	13.9	2.8	36.1	7	19.4	41.7	55.6
REENTRY D6	46	15.2	10.9	8.7	28.3	10	21.7	37.0	50.0
REENTRY D7	62	11.3	16.1	16.1	30.6	11	17.7	29.0	48.4
REENTRY D8	24	25.0	12.5	12.5	33.3	2	8.3	33.3	41.7
REENTRY D9	21	14.3	19.0	23.8	42.9	0	0.0	14.3	42.9
REENTRY D10	10	20.0	20.0	0.0	20.0	1	10.0	30.0	30.0
REENTRY D11	24	8.3	0.0	8.3	12.5	2	8.3	16.7	20.8
REENTRY D12	36	2.8	5.6	2.8	11.1	7	19.4	22.2	30.6
REENTRY D13	16	12.5	18.8	6.3	25.0	3	18.8	31.3	43.8
REENTRY D14	16	6.3	18.8	6.3	25.0	1	6.3	12.5	31.3
REENTRY D15	13	15.4	0.0	7.7	15.4	4	30.8	46.2	46.2
STATEWIDE	542	13.3	11.4	7.7	23.6	81	14.9	28.2	38.6

Source: CIS/FACTS/TP1, OE Extract, FY 1993-94 (clients released between January and June 1993) and the Department of Corrections' FY 1993-94 probation and prison extract.

\* 1 Year Total column contains unduplicated adjudication percentages, and youth with adult felony convictions are not included.

\*\* Only felony data is available from the Department of Corrections.

**TABLE 16-6C:**  
**REENTRY/AFTERCARE**  
**SUBSEQUENT COMMITMENTS INTO THE JUVENILE SYSTEM AND ADULT D.O.C.**  
**FOR YOUTH RELEASED BETWEEN JANUARY AND JUNE 1993**

PROGRAM	TOTAL RELEASED	% RECOMMITTED TO JUVENILE JUSTICE		% TO DEPARTMENT OF CORRECTIONS		UNDULICATED TOTAL RECIDIVISM (Juvenile Justice Recombitment, Adult Probation or Prison)
		6 MONTHS	1 YEAR TOTAL	PROBATION AT 1 YEAR	PRISON AT 1 YEAR	
FL. AUGUSTUS SECURE CARE UNIT (non-res)	3	0.0	0.0	0.0	0.0	0.0
SPACE COAST MAR. INST. (non-res)	20	25.0	30.0	0.0	10.0	40.0
FLORIDA ENVIRONMENTAL INST. (non-res)	8	0.0	0.0	0.0	0.0	0.0
PALM BEACH YOUTH CTR. (non-res)	1	0.0	0.0	100.0	0.0	100.0
CHALLENGE NORTH (non-res)	6	0.0	0.0	16.7	0.0	16.7
GATOR/NOLE (non-res)	16	18.8	18.8	0.0	6.3	25.0
REENTRY D1	17	5.9	5.9	23.5	17.6	47.1
REENTRY D2	25	8.0	12.0	12.0	4.0	28.0
REENTRY D3	71	8.5	8.5	11.3	5.6	25.4
REENTRY D4	71	5.6	8.5	7.0	0.0	15.5
REENTRY D5	36	5.6	8.3	2.8	16.7	27.8
REENTRY D6	46	4.3	6.5	10.9	10.9	28.3
REENTRY D7	62	9.7	14.5	8.1	9.7	32.3
REENTRY D8	24	29.2	29.2	4.2	4.2	37.5
REENTRY D9	21	9.5	23.8	0.0	0.0	23.8
REENTRY D10	10	10.0	10.0	0.0	10.0	20.0
REENTRY D11	24	8.3	12.5	0.0	8.3	20.8
REENTRY D12	36	0.0	2.8	13.9	5.6	22.2
REENTRY D13	16	12.5	12.5	12.5	6.3	31.3
REENTRY D14	16	0.0	12.5	6.3	0.0	18.8
REENTRY D15	13	15.4	15.4	15.4	15.4	46.2
STATEWIDE	542	8.7	11.6	8.1	6.8	26.6

Source: CIS/FACTS/TP1, OE Extract, FY 1993-94 (clients released between January and June 1993) and the Department of Corrections' FY 1993-94 probation and prison extract.



**TABLE 16-7A:  
FURLOUGH  
JUVENILE JUSTICE RE-REFERRAL RATE  
FOR YOUTH RELEASED BETWEEN JANUARY AND JUNE 1993**

DISTRICT	TOTAL RELEASED	% RE-REFERRALS TO JUVENILE JUSTICE*							
		6 MONTHS				1 YEAR TOTAL			
		FELONY	MISD.	OTHER	TOTAL	FELONY	MISD.	OTHER	TOTAL
1	22	13.6	9.1	0.0	18.2	31.8	18.2	4.5	40.9
2	18	22.2	16.7	0.0	27.8	22.2	22.2	5.6	33.3
3	0	N/A	N/A	N/A	N/A	N/A	N/A	N/A	N/A
4	9	11.1	0.0	0.0	11.1	22.2	0.0	0.0	22.2
5	5	0.0	0.0	0.0	0.0	0.0	0.0	0.0	0.0
6	5	0.0	0.0	0.0	0.0	20.0	60.0	0.0	60.0
7	3	0.0	0.0	0.0	0.0	0.0	0.0	0.0	0.0
8	1	100.0	100.0	0.0	100.0	100.0	100.0	0.0	100.0
9	3	33.3	66.7	33.3	66.7	100.0	100.0	33.3	100.0
10	8	37.5	0.0	0.0	37.5	62.5	37.5	0.0	62.5
11	10	0.0	0.0	0.0	0.0	10.0	0.0	0.0	10.0
12	11	9.1	0.0	0.0	9.1	9.1	9.1	0.0	9.1
13	0	N/A	N/A	N/A	N/A	N/A	N/A	N/A	N/A
14	3	33.3	0.0	0.0	33.3	33.3	0.0	0.0	33.3
15	0	N/A	N/A	N/A	N/A	N/A	N/A	N/A	N/A
STATEWIDE	98	15.3	8.2	1.0	18.4	26.5	19.4	3.1	32.7

Source: CIS/Provider/TP1, OE Extract, FY 1993-94 (clients released between January and June 1993) and the Department of Corrections' FY 1993-94 probation and prison extract.

\* 6 Months Total and 1 Year Total columns contain unduplicated re-referral percentages.

**TABLE 16-7B:  
FURLOUGH  
JUVENILE JUSTICE AND ADULT SYSTEM SUBSEQUENT ADJUDICATION RATE  
FOR YOUTH RELEASED BETWEEN JANUARY AND JUNE 1993**

DISTRICT	TOTAL RELEASED	PERCENT SUBSEQUENT DELINQUENCY ADJUDICATIONS* (includes adjudications withheld)				ADULT SYSTEM FELONY CONVICTIONS AT 1 YEAR**		TOTAL PERCENT FELONY CONVICTIONS AT 1 YEAR**	TOTAL DELINQUENCY ADJUDICATIONS AND ADULT FELONY CONVICTIONS
		1 YEAR TOTAL				#	%		
		FELONY	MISD.	OTHER	TOTAL				
1	22	0.0	4.5	4.5	9.1	2	9.1	9.1	18.2
2	18	0.0	5.6	0.0	5.6	2	11.1	11.1	16.7
3	0	N/A	N/A	N/A	N/A	N/A	N/A	N/A	N/A
4	9	11.1	0.0	0.0	11.1	0	0.0	11.1	11.1
5	5	0.0	0.0	0.0	0.0	1	20.0	20.0	20.0
6	5	20.0	20.0	0.0	20.0	0	0.0	20.0	20.0
7	3	0.0	0.0	0.0	0.0	0	0.0	0.0	0.0
8	1	100.0	0.0	0.0	100.0	0	0.0	100.0	100.0
9	3	33.3	33.3	0.0	66.7	0	0.0	33.3	66.7
10	8	37.5	12.5	0.0	37.5	1	12.5	50.0	50.0
11	10	0.0	0.0	0.0	0.0	0	0.0	0.0	0.0
12	11	0.0	0.0	0.0	0.0	3	27.3	27.3	27.3
13	0	N/A	N/A	N/A	N/A	N/A	N/A	N/A	N/A
14	3	33.3	0.0	0.0	33.3	0	0.0	33.3	33.3
15	0	N/A	N/A	N/A	N/A	N/A	N/A	N/A	N/A
STATEWIDE	98	8.2	5.1	1.0	12.2	9	9.2	17.3	21.4

Source: CIS/Provider/TP1, OE Extract, FY 1993-94 (clients released between January and June 1993) and the Department of Corrections' FY 1993-94 probation and prison extract.

\* 1 Year Total columns contain unduplicated adjudication percentages, and youth with adult felony convictions are not included.

\*\* Only felony data is available from the Department of Corrections.

**TABLE 16-7C:  
FURLOUGH  
SUBSEQUENT COMMITMENTS INTO THE JUVENILE SYSTEM AND ADULT D.O.C.  
FOR YOUTH RELEASED BETWEEN JANUARY AND JUNE 1993**

DISTRICT	TOTAL RELEASED	% RECOMMITTED TO JUVENILE JUSTICE		% TO DEPARTMENT OF CORRECTIONS		PERCENT UNDUPLICATED TOTAL RECIDIVISM (Juvenile Justice Reccommitment, Adult Probation or Prison)
		6 MONTHS	1 YEAR TOTAL	PROBATION AT 1 YEAR	PRISON AT 1 YEAR	
1	22	0.0	4.5	9.1	0.0	13.6
2	18	5.6	5.6	5.6	5.6	16.7
3	0	N/A	N/A	N/A	N/A	N/A
4	9	11.1	11.1	0.0	0.0	11.1
5	5	0.0	0.0	20.0	0.0	20.0
6	5	0.0	20.0	0.0	0.0	20.0
7	3	0.0	0.0	0.0	0.0	0.0
8	1	0.0	0.0	0.0	0.0	0.0
9	3	33.3	33.3	0.0	0.0	33.3
10	8	12.5	12.5	0.0	12.5	25.0
11	10	0.0	0.0	0.0	0.0	0.0
12	11	0.0	0.0	18.2	9.1	27.3
13	0	N/A	N/A	N/A	N/A	N/A
14	3	0.0	0.0	0.0	0.0	0.0
15	0	N/A	N/A	N/A	N/A	N/A
STATEWIDE	98	4.1	6.1	6.1	3.1	15.3

Source: CIS/Provider/TP1, OE Extract, FY 1993-94 (clients released between January and June 1993) and the Department of Corrections' FY 1993-94 probation and prison extract.

**TABLE 16-8A:  
POST-COMMITMENT COMMUNITY CONTROL  
JUVENILE JUSTICE RE-REFERRAL RATE  
FOR YOUTH RELEASED BETWEEN JANUARY AND JUNE 1993**

DISTRICT	TOTAL RELEASED	% RE-REFERRALS TO JUVENILE JUSTICE*							
		6 MONTHS				1 YEAR TOTAL			
		FELONY	MISD.	OTHER	TOTAL	FELONY	MISD.	OTHER	TOTAL
1	18	11.1	16.7	0.0	22.2	16.7	22.2	5.6	33.3
2	13	7.7	7.7	0.0	15.4	7.7	15.4	0.0	15.4
3	20	15.0	20.0	0.0	25.0	25.0	25.0	0.0	35.0
4	64	4.7	6.3	0.0	9.4	12.5	9.4	0.0	20.3
5	13	23.1	23.1	7.7	30.8	23.1	30.8	7.7	30.8
6	20	10.0	5.0	5.0	15.0	25.0	30.0	15.0	50.0
7	88	6.8	4.5	3.4	12.5	11.4	11.4	5.7	21.6
8	25	4.0	8.0	0.0	8.0	8.0	16.0	4.0	20.0
9	25	4.0	8.0	4.0	12.0	4.0	12.0	4.0	16.0
10	13	0.0	7.7	0.0	7.7	0.0	7.7	0.0	7.7
11	8	0.0	12.5	0.0	12.5	0.0	12.5	12.5	25.0
12	29	6.9	3.4	3.4	6.9	6.9	3.4	3.4	6.9
13	34	8.8	2.9	0.0	8.8	8.8	14.7	0.0	17.6
14	21	19.0	9.5	4.8	28.6	19.0	19.0	9.5	33.3
15	33	9.1	9.1	6.1	12.1	24.2	9.1	6.1	27.3
STATEWIDE	424	8.0	7.8	2.4	13.4	13.0	13.9	4.2	22.9

Source: CIS/Provider/TP1, OE Extract, FY 1993-94 (clients released between January and June 1993) and the Department of Corrections' FY 1993-94 probation and prison extract.

\* 6 Months Total and 1 Year Total columns contain unduplicated re-referral percentages.

**TABLE 16-8B:**  
**POST-COMMITMENT COMMUNITY CONTROL**  
**JUVENILE JUSTICE AND ADULT SYSTEM SUBSEQUENT ADJUDICATION RATE**  
**FOR YOUTH RELEASED BETWEEN JANUARY AND JUNE 1993**

DISTRICT	TOTAL RELEASED	PERCENT SUBSEQUENT DELINQUENCY ADJUDICATIONS* (Includes adjudications with held)				ADULT SYSTEM FELONY CONVICTIONS AT 1 YEAR**		TOTAL PERCENT FELONY CONVICTIONS AT 1 YEAR**	TOTAL DELINQUENCY ADJUDICATIONS AND ADULT FELONY CONVICTIONS
		1 YEAR TOTAL				#	%		
		FELONY	MISD.	OTHER	TOTAL				
1	18	5.6	11.1	0.0	16.7	1	5.6	11.1	22.2
2	13	0.0	7.7	0.0	7.7	3	23.1	23.1	30.8
3	20	10.0	5.0	0.0	15.0	2	10.0	20.0	25.0
4	64	6.3	3.1	0.0	9.4	5	7.8	14.1	17.2
5	13	7.7	30.8	7.7	30.8	4	30.8	38.5	61.5
6	20	5.0	10.0	5.0	20.0	1	5.0	10.0	25.0
7	88	5.7	3.4	4.5	9.1	15	17.0	22.7	26.1
8	25	0.0	8.0	4.0	12.0	1	4.0	4.0	16.0
9	25	4.0	8.0	0.0	8.0	2	8.0	12.0	16.0
10	13	0.0	0.0	0.0	0.0	3	23.1	23.1	23.1
11	8	0.0	12.5	0.0	12.5	0	0.0	0.0	12.5
12	29	6.9	3.4	3.4	6.9	1	3.4	10.3	10.3
13	34	2.9	8.8	0.0	8.8	5	14.7	17.6	23.5
14	21	14.3	14.3	4.8	28.6	4	19.0	33.3	47.6
15	33	6.1	0.0	6.1	9.1	2	6.1	12.1	15.2
STATEWIDE	424	5.4	6.4	2.6	11.6	49	11.6	17.0	23.1

Source: CIS/Provider/TP1, OE Extract, FY 1993-94 (clients released between January and June 1993) and the Department of Corrections' FY 1993-94 probation and prison extract.

\* 1 Year Total column contains unduplicated adjudication percentages, and youth with adult felony convictions are not included.

\*\* Only felony data is available from the Department of Corrections.

**TABLE 16-8C:**  
**POST-COMMITMENT COMMUNITY CONTROL**  
**SUBSEQUENT COMMITMENTS INTO THE JUVENILE SYSTEM AND ADULT D.O.C.**  
**FOR YOUTH RELEASED BETWEEN JANUARY AND JUNE 1993**

DISTRICT	TOTAL RELEASED	% RECOMMITTED TO JUVENILE JUSTICE		% TO DEPARTMENT OF CORRECTIONS		PERCENT UNDUPLICATED TOTAL RECIDIVISM (Juvenile Justice Recommitment, Adult Probation or Prison)
		6 MONTHS	1 YEAR TOTAL	PROBATION AT 1 YEAR	PRISON AT 1 YEAR	
1	18	0.0	5.6	5.6	0.0	11.1
2	13	0.0	0.0	15.4	7.7	23.1
3	20	0.0	0.0	10.0	0.0	10.0
4	64	0.0	4.7	6.3	1.6	12.5
5	13	7.7	7.7	15.4	15.4	38.5
6	20	5.0	5.0	5.0	0.0	10.0
7	88	3.4	5.7	8.0	9.1	22.7
8	25	4.0	12.0	4.0	0.0	16.0
9	25	4.0	8.0	4.0	4.0	16.0
10	13	0.0	0.0	15.4	7.7	23.1
11	8	12.5	12.5	0.0	0.0	12.5
12	29	0.0	3.4	3.4	0.0	6.9
13	34	2.9	2.9	11.8	2.9	17.6
14	21	14.3	19.0	4.8	14.3	38.1
15	33	3.0	6.1	3.0	3.0	12.1
STATEWIDE	424	3.1	5.9	7.1	4.5	17.5

Source: CIS/Provider/TP1, OE Extract, FY 1993-94 (clients released between January and June 1993) and the Department of Corrections' FY 1993-94 probation and prison extract.

### Outcome 3

Table 16-9 presents data concerning the number of absconds compiled for reentry/aftercare. By statute, it is not possible to escape from post-placement services, it is only possible to abscond. During FY 1993-94 there were 206 absconds from reentry/aftercare, involving 183 youth.

**TABLE 16-9:  
REENTRY/AFTERCARE  
NUMBER OF ABSCONDS AND YOUTH ABSCONDING,  
FOR CLIENTS RELEASED DURING FY 1993-94**

PROGRAM	# OF YOUTH SERVED	# OF ABSCONDS	# OF YOUTH ABSCONDED
FASCU (non-res)	21	0	0
SPACE COAST (non-res)	43	0	0
FEI (non-res)	23	0	0
PBYC (non-res)	9	0	0
CHALLENGE NORTH (non-res)	1	0	0
GATOR/NOLE (non-res)	110	0	0
EBMI SAFE	14	2	2
PCMI SAFE	30	13	10
LCMI SAFE	22	3	3
GMI SAFE	33	13	11
PMI SAFE	18	4	4
NPRMI SAFE	18	4	3
TMI SAFE	38	5	5
GCMi SAFE	27	1	1
D7 AMI EAST SAFE	46	18	15
D7 AMI WEST SAFE	40	14	9
SWFMI SAFE	29	0	0
PBMI SAFE	11	0	0
FOSI SAFE	21	6	6
OMI SAFE	32	0	0
LMI SAFE	35	2	2
AFTERCARE (D1)	39	1	1
BRIDGE AFTERCARE	8	1	1
NASSAU AFTERCARE	5	1	1
FUTURE ALTERNATIVES	28	7	7
REENTRY D1	114	2	2
REENTRY D2	151	4	4
REENTRY D3	84	0	0
REENTRY D4	361	21	21
REENTRY D5	206	6	5
ECKERD BOOT REENTRY	17	0	0
REENTRY D6	217	5	5
REENTRY D7	231	26	18
REENTRY D8	185	10	10
REENTRY D9	208	12	12
REENTRY D10	63	1	1
REENTRY D11	203	5	5
REENTRY D12	106	12	12
REENTRY D13	157	3	3
REENTRY D14	151	4	4
REENTRY D15	67	0	0
<b>TOTAL</b>	<b>3,222</b>	<b>206</b>	<b>183</b>

Source: CIS/FACTS Extract, February 1995 (clients released during FY 1993-94)

### **Program Cost**

The total cost of post placement services excluding costs for post-commitment community control and furlough for FY 1993-94 was \$6,424,436. The cost of post-commitment community control and furlough are part of case management costs and cannot be disaggregated. The cost for the aftercare components of Eckerd Challenge and DIC, are not accounted for separately from the costs for the residential components. Expenditures for FEI and Space Coast Marine Institute's aftercare components were calculated by taking half of the total expenditures for those programs since an equal amount is spent on the residential and aftercare components. This percentage was then multiplied by the total expenditures for residential and aftercare combined to provide the estimated expenditures for the residential component. The total expenditures minus the cost for the residential component provided the estimates for the aftercare components. Table 16-10 provides total cost for each post placement service.

### **Program Effectiveness**

The effectiveness of the post placement services can only be partially determined from the data currently available. Clients are older on the average, have already been in a training school or serious offender programs and are likely to have extensive prior records.

More than 53.3 percent of youth released from reentry/aftercare programs were successfully terminated. The successful completion rates for post-commitment community control and furlough were 62.0 percent and 76.6 percent, respectively. Unsuccessful releases were either recommitted to the department or referred to adult court.

Over thirty-eight (38.6) percent of the youth released from reentry/aftercare, 21.4 percent of the youth released from furlough, and 23.1 percent of the youth released from post-commitment community control were readjudicated for a subsequent offense within one year of release. Statewide, the recidivism rate, back into Juvenile Justice or the Department of Corrections, was 26.6 percent for reentry/aftercare, 15.3 percent for furlough and 17.5 percent for post-commitment community control.

**TABLE 16-10:  
COSTS FOR POST PLACEMENT SERVICES\*  
FOR FY 1993-94**

PROGRAM	TOTAL COST	# OF CASES SERVED	# OF RESIDENT DAYS	AVG. LENGTH OF STAY (IN DAYS)
FASCU Non-residential (see note 1)		21	2,441	71.5
SPACE COAST Non-residential (see note 2)		49	3,438	123.0
FEI Non-residential (see note 2)		23	3,509	199.7
PBYC Non-residential (see note 1)		11	1,838	145.8
CHALLENGE NORTH Non-residential (see note 1)		1	23	605.0
GATOR/NOLE Non-residential (see note 1)		114	9,800	109.8
EBMI SAFE	169,199	16	1,151	79.8
PCMI SAFE	160,178	33	2,414	122.0
LCMI SAFE	191,980	24	1,252	80.8
GMI SAFE	534,661	35	3,466	157.9
PMI SAFE	218,701	20	1,746	114.5
NPRMI SAFE	383,781	19	1,826	157.8
TMI SAFE	271,581	49	4,452	146.4
GCMi SAFE	250,969	28	3,265	154.2
D7 AMI EAST SAFE	267,331	50	2,528	78.9
D7 AMI WEST SAFE	267,331	42	2,098	89.7
SWFMI SAFE	182,696	34	3,093	126.9
PBMI SAFE	200,880	11	2,406	148.8
FOSI SAFE	200,879	26	2,600	142.5
OMi SAFE	205,881	32	4,420	164.4
LMI SAFE	284,721	44	4,336	176.3
AFTERCARE (D1) (see note 3)		40	2,234	86.8
BRIDGE AFTERCARE (see note 3)		8	356	89.0
NASSAU AFTERCARE (see note 3)		5	545	136.8
FUTURE ALTERNATIVES (see note 3)		29	1,042	50.9
REENTRY D1	220,807	121	7,829	133.6
REENTRY D2	153,971	160	12,096	124.5
REENTRY D3	97,726	86	5,943	134.8
REENTRY D4	321,652	378	17,800	83.7
REENTRY D5	290,042	207	23,093	160.4
ECKERD BOOT REENTRY (see note 4)		20	977	67.1
REENTRY D6	248,704	219	20,001	138.5
REENTRY D7	374,016	234	26,048	182.6
REENTRY D8	66,328	194	17,384	141.6
REENTRY D9	1,149	209	25,598	188.5
REENTRY D10	172,885	67	7,214	208.9
REENTRY D11	202,889	216	18,101	125.8
REENTRY D12	332,181	117	9,163	122.4
REENTRY D13	95,497	160	12,899	97.7
REENTRY D14	28,684	154	14,898	130.7
REENTRY D15	27,136	70	8,391	227.6
STATEWIDE	\$6,424,436	3,376	293,714	134.5

Source: Total costs are reported from SAMAS.

\* The cost of post-commitment community control and furlough are part of Case Management costs and cannot be disaggregated. The total expenditures for Case Management for FY 1993-94 were \$50,638,632. This total includes Intake, Case Management Services, Community Control, Post Commitment Community Control and furlough expenditures. Post-commitment community control and furlough account for a small fraction of the total expenditures cited here.

Note 1: The expenditures for these program's non-residential components could not be disaggregated from the total expenditures attributed to each program.

Note 2: FEI and Space Coast Marine Institute have residential and non-residential components. The contracted dollars per day are the same for both components.

Note 3: Expenditures for these programs were not found in SAMAS.

Note 4: Expenditures in SAMAS for this reentry program could not be broken out from those attributed to Reentry D5.

**TABLE 16-R**  
**POST PLACEMENT SERVICES**  
**RECOMMENDATION UPDATE**

Recommendation in 1993 Outcome Evaluation	Progress in FY 1993-94	1994 Report Recommendation
<p><b>Program Maintenance</b></p> <p>The Department should work more closely with the local district staff and contractors to define and improve the array of aftercare services.</p>	<p>The 1994 Legislature created the Department of Juvenile Justice. As a result, a new Management Information System will be developed that adequately tracks client information, such as successful completion, and administrative data, such as cost per client served. Staff has continued to work closely with local district staff and contractors.</p>	<p><b>Program Maintenance</b></p> <p>The new Department should continue to work closely with the local districts and contractors to further improve the array of Post Placement services.</p>

## **CHAPTER 16 APPENDIX**



**DISTRICT 1**  
**Reentry**

**PROGRAM DESCRIPTION:**

**Address:** Juvenile Justice Center  
Post Office Box 8010  
Pensacola, Florida 32505

**Telephone:** (904) 444-8236  
SC 693-8236

**Fax:** (904) 444-2273  
SC 693-2273

**Restrictiveness Level:** 2

**Intended ALOS:** 120 days

**Capacity:** 56

**Eligibility Criteria:**

Youth from the two state training schools, as well as, any youth committed to any residential program who appear to require reentry services.

**Services and Treatment Offered:**

Reentry is a comprehensive program which is individualized to fit the needs of each youthful offender. It contains educational, vocational, counseling, recreational, and family service components. As a tracking program, it conducts multiple weekly face to face contacts (school checks, curfew checks, job checks, etc.) with each youth and with the youth's parents. It works in the community as an outreach program in the youth's neighborhood and home. Each counselor has an average active caseload of eight to ten youth under supervision and a transitional caseload of four youths who are about to be released from a residential facility.

Release from Reentry is contingent upon the recommendation of the Reentry counselor and supervisor, whose decision is based primarily upon the youth's completion of his or her performance contract.

**DISTRICT 2**  
**Reentry**

**PROGRAM DESCRIPTION:**

**Address:** 3333 West Pensacola  
Tallahassee, Florida 32304

**Telephone:** (904) 487-3289  
SC 277-3289

**Fax:** (904) 922-9615

**Restrictiveness Level:** 2

**Intended ALOS:** 120 days

**Capacity:** 36, comprising 5 groups of approximately 8 clients per group.

**Eligibility Criteria:**

Youth from the two state training schools, as well as, any youth committed to any residential program who appear to require reentry services.

**Services and Treatment Offered:**

Reentry is a comprehensive program which is individualized to fit the needs of each youthful offender. It contains educational, vocational, counseling, recreational, and family service components. As a tracking program, it conducts multiple weekly face to face contacts (school checks, curfew checks, job checks, etc.) with each youth and with the youth's parents. It works in the community as an outreach program in the youth's neighborhood and home. Each counselor has an average active caseload of eight to ten youth under supervision and a transitional caseload of four youths who are about to be released from a residential facility.

Release from Reentry is contingent upon the recommendation of the Reentry counselor and supervisor, whose decision is based primarily upon the youth's completion of his or her performance contract.

**DISTRICT 3**  
**Reentry**

**PROGRAM DESCRIPTION:**

**Address:** 1000 N.E. 16th Avenue  
Building G  
Gainesville, Florida 32601

**Telephone:** (904) 955-5059  
SC 625-5059

**Fax:** (904) 955-3035  
SC 625-3035

**Restrictiveness Level:** 2

**Intended ALOS:** 120 days

**Capacity:** 36

**Eligibility Criteria:**

Youth from the two state training schools, as well as, any youth committed to any residential program who appear to require reentry services.

**Services and Treatment Offered:**

Reentry is a comprehensive program which is individualized to fit the needs of each youthful offender. It contains educational, vocational, counseling, recreational, and family service components. As a tracking program, it conducts multiple weekly face to face contacts (school checks, curfew checks, job checks, etc.) with each youth and with the youth's parents. It works in the community as an outreach program in the youth's neighborhood and home. Each counselor has an average active caseload of eight to ten youth under supervision and a transitional caseload of four youths who are about to be released from a residential facility.

Release from Reentry is contingent upon the recommendation of the Reentry counselor and supervisor, whose decision is based primarily upon the youth's completion of his or her performance contract.

**DISTRICT 4**  
**Reentry**

**PROGRAM DESCRIPTION:**

**Address:** 3225 University Blvd., South  
Jacksonville, Florida 32216

**Telephone:** (904) 727-3765  
SC 841-3761

**Fax:** (904) 727-3770

**Restrictiveness Level:** 2

**Intended ALOS:** 120 days

**Capacity:** 72

**Eligibility Criteria:**

Youth from the two state training schools, as well as, any youth committed to any residential program who appear to require reentry services.

**Services and Treatment Offered:**

Reentry is a comprehensive program which is individualized to fit the needs of each youthful offender. It contains educational, vocational, counseling, recreational, and family service components. As a tracking program, it conducts multiple weekly face to face contacts (school checks, curfew checks, job checks, etc.) with each youth and with the youth's parents. It works in the community as an outreach program in the youth's neighborhood and home. Each counselor has an average active caseload of eight to ten youth under supervision and a transitional caseload of four youths who are about to be released from a residential facility.

Release from Reentry is contingent upon the recommendation of the Reentry counselor and supervisor, whose decision is based primarily upon the youth's completion of his or her performance contract.

**DISTRICT 5**  
**Reentry**

**PROGRAM DESCRIPTION:**

**Address:** 3435 1st Avenue South  
St. Petersburg, Florida 33711

**Telephone:** (813) 327-2443  
**Fax:** (813) 327-5716

**Restrictiveness Level:** 2

**Intended ALOS:** 120 days

**Capacity:** 94

**Eligibility Criteria:**

Youth from the two state training schools, as well as, any youth committed to any residential program who appear to require reentry services.

**Services and Treatment Offered:**

Reentry is a comprehensive program which is individualized to fit the needs of each youthful offender. It contains educational, vocational, counseling, recreational, and family service components. As a tracking program, it conducts multiple weekly face to face contacts (school checks, curfew checks, job checks, etc.) with each youth and with the youth's parents. It works in the community as an outreach program in the youth's neighborhood and home. Each counselor has an average active caseload of eight to ten youth under supervision and a transitional caseload of four youths who are about to be released from a residential facility.

Release from Reentry is contingent upon the recommendation of the Reentry counselor and supervisor, whose decision is based primarily upon the youth's completion of his or her performance contract.

**DISTRICT 5**  
**Eckerd Boot Camp Reentry**

**PROGRAM DESCRIPTION:**

**Address:** 1011 First Avenue North  
St. Petersburg, Florida 33705

**Telephone:** (813)893-5581  
SC 594-5581  
**Fax:** (813) 893-5585  
SC 594-5581

**Restrictiveness Level:** 2

**Intended ALOS:** 120 days

**Capacity:** 30

**Eligibility Criteria:**

Program restricted to graduates of the Pinellas Boot Camp.

**Services and Treatment Offered:**

Reentry is a comprehensive program which is individualized to fit the needs of each youthful offender. It contains educational, vocational, counseling, recreational, and family service components. As a tracking program, it conducts multiple weekly face to face contacts (school checks, curfew checks, job checks, etc.) with each youth and with the youth's parents. It works in the community as an outreach program in the youth's neighborhood and home. Each counselor has an average active caseload of eight to ten youth under supervision and a transitional caseload of four youths who are about to be released from a residential facility.

Release from Reentry is contingent upon the recommendation of the Reentry counselor and supervisor, whose decision is based primarily upon the youth's completion of his or her performance contract.

**DISTRICT 6**  
**Reentry**

**PROGRAM DESCRIPTION:**

**Address:** 4000 W. Martin Luther King Blvd.  
Tampa, Florida 33614

**Telephone:** (813) 871-7685  
SC 542-7685

**Fax:** (813) 871-7024  
SC 542-7024

**Restrictiveness Level:** 2

**Intended ALOS:** 120 days

**Capacity:** 64

**Eligibility Criteria:**

Youth from the two state training schools, as well as, any youth committed to any residential program who appear to require reentry services.

**Services and Treatment Offered:**

Reentry is a comprehensive program which is individualized to fit the needs of each youthful offender. It contains educational, vocational, counseling, recreational, and family service components. As a tracking program, it conducts multiple weekly face to face contacts (school checks, curfew checks, job checks, etc.) with each youth and with the youth's parents. It works in the community as an outreach program in the youth's neighborhood and home. Each counselor has an average active caseload of eight to ten youth under supervision and a transitional caseload of four youths who are about to be released from a residential facility.

Release from Reentry is contingent upon the recommendation of the Reentry counselor and supervisor, whose decision is based primarily upon the youth's completion of his or her performance contract.

**DISTRICT 7**  
**Reentry**

**PROGRAM DESCRIPTION:**

**Address:** 400 West Robinson Street  
Suite 425  
Orlando, Florida 32801

**Telephone:** (407) 423-6425  
SC 344-6425

**Fax:** (407) 423-6740  
SC 344-6740

**Restrictiveness Level:** 2

**Eligibility Criteria:**

Youth from the two state training schools, as well as, any youth committed to any residential program who appear to require reentry services.

**Intended ALOS:** 120 days

**Capacity:** 68

**Services and Treatment Offered:**

Reentry is a comprehensive program which is individualized to fit the needs of each youthful offender. It contains educational, vocational, counseling, recreational, and family service components. As a tracking program, it conducts multiple weekly face to face contacts (school checks, curfew checks, job checks, etc.) with each youth and with the youth's parents. It works in the community as an outreach program in the youth's neighborhood and home. Each counselor has an average active caseload of eight to ten youth under supervision and a transitional caseload of four youths who are about to be released from a residential facility.

Release from Reentry is contingent upon the recommendation of the Reentry counselor and supervisor, whose decision is based primarily upon the youth's completion of his or her performance contract.

**DISTRICT 8**  
**Reentry**

**PROGRAM DESCRIPTION:**

**Address:** 2295 Victoria Avenue  
Suite 195  
Fort Myers, Florida 33901

**Telephone:** (813) 338-2650  
SC 748-2650

**Fax:** (813) 338-2663  
SC 748-2663

**Restrictiveness Level:** 2

**Intended ALOS:** 120 days

**Capacity:** 76

**Eligibility Criteria:**

Youth from the two state training schools, as well as, any youth committed to any residential program who appear to require reentry services.

**Services and Treatment Offered:**

Reentry is a comprehensive program which is individualized to fit the needs of each youthful offender. It contains educational, vocational, counseling, recreational, and family service components. As a tracking program, it conducts multiple weekly face to face contacts (school checks, curfew checks, job checks, etc.) with each youth and with the youth's parents. It works in the community as an outreach program in the youth's neighborhood and home. Each counselor has an average active caseload of eight to ten youth under supervision and a transitional caseload of four youths who are about to be released from a residential facility.

Release from Reentry is contingent upon the recommendation of the Reentry counselor and supervisor, whose decision is based primarily upon the youth's completion of his or her performance contract.

**DISTRICT 9**  
**Reentry**

**PROGRAM DESCRIPTION:**

**Address:** 400 W. Robinson Street,  
Suite 425  
North Palm Beach, Florida 33408

**Telephone:** (407) 423-6425  
SC 344-6425

**Fax:** (407) 423-6740  
SC 344-6745

**Restrictiveness Level:** 2

**Intended ALOS:** 120 days

**Capacity:** 76

**Eligibility Criteria:**

Youth from the two state training schools, as well as, any youth committed to any residential program who appear to require reentry services.

**Services and Treatment Offered:**

Reentry is a comprehensive program which is individualized to fit the needs of each youthful offender. It contains educational, vocational, counseling, recreational, and family service components. As a tracking program, it conducts multiple weekly face to face contacts (school checks, curfew checks, job checks, etc.) with each youth and with the youth's parents. It works in the community as an outreach program in the youth's neighborhood and home. Each counselor has an average active caseload of eight to ten youth under supervision and a transitional caseload of four youths who are about to be released from a residential facility.

Release from Reentry is contingent upon the recommendation of the Reentry counselor and supervisor, whose decision is based primarily upon the youth's completion of his or her performance contract.

**DISTRICT 10**  
**Reentry**

**PROGRAM DESCRIPTION:**

**Address:** 7200 Highway 441 North  
Okeechobee, Florida 34972

**Telephone:** (813) 763-2174  
SC 727-1370

**Fax:** (813) 763-2174 ext. 369  
SC 727-1000

**Restrictiveness Level:** 2

**Intended ALOS:** 120 days

**Capacity:** 48

**Eligibility Criteria:**

Youth from the two state training schools, as well as, any youth committed to any residential program who appear to require reentry services.

**Services and Treatment Offered:**

Reentry is a comprehensive program which is individualized to fit the needs of each youthful offender. It contains educational, vocational, counseling, recreational, and family service components. As a tracking program, it conducts multiple weekly face to face contacts (school checks, curfew checks, job checks, etc.) with each youth and with the youth's parents. It works in the community as an outreach program in the youth's neighborhood and home. Each counselor has an average active caseload of eight to ten youth under supervision and a transitional caseload of four youths who are about to be released from a residential facility.

Release from Reentry is contingent upon the recommendation of the Reentry counselor and supervisor, whose decision is based primarily upon the youth's completion of his or her performance contract.

**DISTRICT 11**  
**Reentry**

**PROGRAM DESCRIPTION:**

**Address:** 1600 N.W. 3rd. Avenue  
Miami, Florida 33136

**Telephone:** (305) 573-0019  
**Fax:** (305) 573-0016

**Restrictiveness Level:** 2

**Intended ALOS:** 120 days

**Capacity:** 72

**Eligibility Criteria:**

Youth from the two state training schools, as well as, any youth committed to any residential program who appear to require reentry services.

**Services and Treatment Offered:**

Reentry is a comprehensive program which is individualized to fit the needs of each youthful offender. It contains educational, vocational, counseling, recreational, and family service components. As a tracking program, it conducts multiple weekly face to face contact (school checks, curfew checks, job checks, etc.) with each youth and with the youth's parents. It works in the community as an outreach program in the youth's neighborhood and home. Each counselor has an average active caseload of eight to ten youth under supervision and a transitional caseload of four youths who are about to be released from a residential facility.

Release from Reentry is contingent upon the recommendation of the Reentry counselor and supervisor, whose decision is based primarily upon the youth's completion of his or her performance contract.

**DISTRICT 12**  
**Reentry**

**PROGRAM DESCRIPTION:**

**Address:** 210 North Palmetto Ave.  
Suite 138  
Daytona Beach, Florida 32114

**Telephone:** (904)947-3500  
SC 380-3500

**Fax:** (904)947-3595  
SC 380-3595

**Restrictiveness Level:** 2

**Intended ALOS:** 120 days

**Capacity:** 24

**Eligibility Criteria:**

Youth from the two state training schools, as well as, any youth committed to any residential program who appear to require reentry services.

**Services and Treatment Offered:**

Reentry is a comprehensive program which is individualized to fit the needs of each youthful offender. It contains educational, vocational, counseling, recreational, and family service components. As a tracking program, it conducts multiple weekly face to face contacts (school checks, curfew checks, job checks, etc.) with each youth and with the youth's parents. It works in the community as an outreach program in the youth's neighborhood and home. Each counselor has an average active caseload of eight to ten youth under supervision and a transitional caseload of four youths who are about to be released from a residential facility.

Release from Reentry is contingent upon the recommendation of the Reentry counselor and supervisor, whose decision is based primarily upon the youth's completion of his or her performance contract.

**DISTRICT 13**  
**Reentry**

**PROGRAM DESCRIPTION:**

**Address:** 2300 Southeast 17th Street  
Suite 201  
Ocala, Florida 34471

**Telephone:** (904)620-7405  
SC 667-7405

**Fax** (904)620-7804  
SC 667-7804

**Restrictiveness Level:** 2

**Intended ALOS:** 120 days

**Capacity:** 36

**Eligibility Criteria:**

Youth from the two state training schools, as well as, any youth committed to any residential program who appear to require reentry services.

**Services and Treatment Offered:**

Reentry is a comprehensive program which is individualized to fit the needs of each youthful offender. It contains educational, vocational, counseling, recreational, and family service components. As a tracking program, it conducts multiple weekly face to face contacts ( school checks, curfew checks, job checks, etc. ) with each youth and with the youth's parents. It works in the community as an outreach program in the youth's neighborhood and home. Each counselor has an average active caseload of eight to ten youth under supervision and a transitional caseload of four youths who are about to be released from a residential facility.

Release from Reentry is contingent upon the recommendation of the Reentry counselor and supervisor, whose decision is based primarily upon the youth's completion of his or her performance contract.

**DISTRICT 14**  
**Reentry**

**PROGRAM DESCRIPTION:**

**Address:** 2020 East Georgia Street  
Bartow, Florida 33830

**Telephone:** (813) 534-0231  
SC 549-0231

**Fax** (813) 534-0239  
SC 549-0239

**Restrictiveness Level:** 2

**Intended ALOS:** 120 days

**Capacity:** 59

**Eligibility Criteria:**

Youth from the two state training schools, as well as, any youth committed to any residential program who appear to require reentry services.

**Services and Treatment Offered:**

Reentry is a comprehensive program which is individualized to fit the needs of each youthful offender. It contains educational, vocational, counseling, recreational, and family service components. As a tracking program, it conducts multiple weekly face to face contacts (school checks, curfew checks, job checks, etc.) with each youth and with the youth's parents. It works in the community as an outreach program in the youth's neighborhood and home. Each counselor has an average active caseload of eight to ten youth under supervision and a transitional caseload of four youths who are about to be released from a residential facility.

Release from Reentry is contingent upon the recommendation of the Reentry counselor and supervisor, whose decision is based primarily upon the youth's completion of his or her performance contract.

**DISTRICT 15**  
**Reentry**

**PROGRAM DESCRIPTION:**

**Address:** 337 North 4th Street  
Suite "D"  
Fort Pierce, Florida 34948

**Telephone:** (407) 467-3166  
SC 240-3166

**Fax:** (407) 467-3190  
SC 240-3190

**Restrictiveness Level:** 2

**Intended ALOS:** 120 days

**Capacity:** 56

**Eligibility Criteria:**

Youth from the two state training schools, as well as, any youth committed to any residential program who appear to require reentry services.

**Services and Treatment Offered:**

Reentry is a comprehensive program which is individualized to fit the needs of each youthful offender. It contains educational, vocational, counseling, recreational, and family service components. As a tracking program, it conducts multiple weekly face to face contacts (school checks, curfew checks, job checks, etc.) with each youth and with the youth's parents. It works in the community as an outreach program in the youth's neighborhood and home. Each counselor has an average active caseload of eight to ten youth under supervision and a transitional caseload of four youths who are about to be released from a residential facility.

Release from Reentry is contingent upon the recommendation of the Reentry counselor and supervisor, whose decision is based primarily upon the youth's completion of his or her performance contract.



**DISTRICT 1**  
**Escambia Bay Marine Institute - SAFE**  
**Program**

**PROGRAM DESCRIPTION:**

**Address:** 121 East Government Street  
Pensacola Florida, 32590

**Telephone:** (904) 492-0708

**Restrictiveness Level:** 2

**Intended ALOS:** 3-6 months

**Capacity:** 20

**Aftercare Services Provided?:**  
This is aftercare

**Eligibility Criteria:**

Committed males or females age 14-18 who have completed a level 6 or 8 program and are in need of aftercare. Youth must reside at home with their guardian and be physically able to participate in this program.

**Services and Treatment Offered:**

Clients spend a total of 3-6 months in the program. Before entering, each youth begins to develop goals relevant to their individual needs that can be reasonably attained during their stay. This is called the transition plan and it is developed jointly with the residential program's counselors. When youth enter the safe program they report to the AMI for 3-4 weeks: during this time youth are placed in jobs or school. SAFE youth do not attend the AMI standard marine programs with Level 2 clients although they may draw from these resources for job or educational orientation. Following the initial three week phase, clients are closely monitored for curfew compliance and guardian participation is encouraged. There are weekly face to face visits at the clients home. Once youth are established in a productive pattern they are gradually weaned from the Marine Institute and they may be seen only once a month. Failure to perform will result in the youth's return to a residential program.

**DISTRICT 2**  
**Panama City Marine Institute - SAFE**  
**Program**

**PROGRAM DESCRIPTION:**

**Address:** P.O. Box 268  
Panama City, FL 32402-0268

**Telephone:** (904) 872-4715  
SC 777-4715

**Fax:** (904) 785-4286

**Restrictiveness Level:** 2

**Intended ALOS:** 3-6 months

**Capacity:** 13

**Aftercare Services Provided?:**  
This is aftercare

**Eligibility Criteria:**

Committed males or females age 14-18 who have completed a level 6 or 8 program and are in need of aftercare. Youth must reside at home with their guardian and be physically able to participate in this program.

**Services and Treatment Offered:**

Clients spend a total of 3-6 months in the program. Before entering, each youth begins to develop goals relevant to their individual needs that can be reasonably attained during their stay. This is called the transition plan and it is developed jointly with the residential program's counselors. When youth enter the safe program they report to the AMI for 3-4 weeks: during this time youth are placed in jobs or school. SAFE youth do not necessarily attend the AMI standard marine programs with Level 2 clients although they may draw from these resources for job or educational orientation. Following the initial three week phase, clients are closely monitored for curfew compliance and guardian participation is encouraged. There are weekly face to face visits at the clients home. Once youth are established in a productive pattern they are gradually weaned from the Marine Institute and they may be seen only once a month. Failure to perform will result in the youth's return to a residential program.

**DISTRICT 2**  
**Leon County Marine Institute - SAFE**  
**Program**

**PROGRAM DESCRIPTION:**

**Address:** 2514 West Tharpe Street.  
Tallahassee, Florida 32303

**Telephone:** (904) 385-3191  
SC 291-1250

**Fax:** (904) 386-1352  
SC 921-1250

**Restrictiveness Level:** 2

**Intended ALOS:** 3-6 months

**Capacity:** 10

**Aftercare Services Provided?:**  
This is aftercare

**Eligibility Criteria:**

Committed males or females age 14-18 who have completed a level 6 or 8 program and are in need of aftercare. Youth must reside at home with their guardian and be physically able to participate in this program.

**Services and Treatment Offered:**

Clients spend a total of 3-6 months in the program. Before entering, each youth begins to develop goals relevant to their individual needs that can be reasonably attained during their stay. This is called the transition plan and it is developed jointly with the residential program's counselors. When youth enter the safe program they report to the AMI for 3-4 weeks: during this time youth are placed in jobs or school. SAFE youth do not necessarily attend the AMI standard marine programs with Level 2 clients although they may draw from these resources for job or educational orientation. Following the initial three week phase, clients are closely monitored for curfew compliance and guardian participation is encouraged. There are weekly face to face visits at the clients home. Once youth are established in a productive pattern they are gradually weaned from the Marine Institute and they may be seen only once a month. Failure to perform will result in the youth's return to a residential program.

**DISTRICT 3**  
**Ocala Marine Institute - SAFE Program**

**PROGRAM DESCRIPTION:**

**Address:** 1519 N.E. 22nd Avenue  
Ocala, Florida 34471

**Telephone:** (904) 620-3601  
SC 667-3601

**Fax:** (904) 620-3604

**Restrictiveness Level:** 2

**Eligibility Criteria:**

Committed males or females age 14-18 who have completed a level 6 or 8 program and are in need of aftercare. Youth must reside at home with their guardian and be physically able to participate in this program.

**Intended ALOS:** 3-6 months

**Capacity:** 20

**Aftercare Services Provided?:**  
This is aftercare.

**Services and Treatment Offered:**

Clients spend a total of 3-6 months in the program. Before entering, each youth begins to develop goals relevant to their individual needs that can be reasonably attained during their stay. This is called the transition plan and it is developed jointly with the residential program's counselors. When youth enter the safe program they report to the AMI for 3-4 weeks: during this time youth are placed in jobs or school. SAFE youth do not necessarily attend the AMI standard marine programs with Level 2 clients although they may draw from these resources for job or educational orientation. Following the initial three week phase, clients are closely monitored for curfew compliance and guardian participation is encouraged. There are weekly face to face visits at the clients home. Once youth are established in a productive pattern they are gradually weaned from the Marine Institute and they may be seen only once a month. Failure to perform will result in the youth's return to a residential program.

**DISTRICT 3**  
**Gainesville - Marine Institute - SAFE**  
**Program**

perform will result in the youth's return to a residential program.

**PROGRAM DESCRIPTION:**

**Address:** Rt. 2, Box 185, North  
Micanopy, Florida 32667

**Telephone:** (904) 466-0543  
SC 955-3160

**Fax:** (904) 466-3800

**Restrictiveness Level:** 2

**Intended ALOS:** 3-6 months

**Capacity:** 20

**Aftercare Services Provided?:**

This is aftercare.

**Eligibility Criteria:**

Committed males or females age 14-18 who have completed a level 6 or 8 program and are in need of aftercare. Youth must reside at home with their guardian and be physically able to participate in this program.

**Services and Treatment Offered:**

Clients spend a total of 3-6 months in the program. Before entering, each youth begins to develop goals relevant to their individual needs that can be reasonably attained during their stay. This is called the transition plan and it is developed jointly with the residential program's counselors. When youth enter the safe program they report to the AMI for 3-4 weeks: during this time youth are placed in jobs or school. SAFE youth do not necessarily attend the AMI standard marine programs with Level 2 clients although they may draw from these resources for job or educational orientation. Following the initial three week phase, clients are closely monitored for curfew compliance and guardian participation is encouraged. There are weekly face to face visits at the clients home. Once youth are established in a productive pattern they are gradually weaned from the Marine Institute and they may be seen only once a month. Failure to

**DISTRICT 5**  
**New Port Richey Marine Institute - SAFE**  
**Program**

**PROGRAM DESCRIPTION:**

**Address:** 5324 Sunset Road  
New Port Richey, Florida 34652

**Telephone:** (813) 841-8314  
SC 841-4372

**Fax:** (813) 841-8220

**Restrictiveness Level:** 2

**Intended ALOS:** 3-6 months

**Capacity:** 10

**Aftercare Services Provided?:**  
This is aftercare.

**Eligibility Criteria:**

Committed males or females age 14-18 who have completed a level 6 or 8 program and are in need of aftercare. Youth must reside at home with their guardian and be physically able to participate in this program.

**Services and Treatment Offered:**

Clients spend a total of 3-6 months in the program. Before entering, each youth begins to develop goals relevant to their individual needs that can be reasonably attained during their stay. This is called the transition plan and it is developed jointly with the residential program's counselors. When youth enter the safe program they report to the AMI for 3-4 weeks: during this time youth are placed in jobs or school. SAFE youth do not necessarily attend the AMI standard marine programs with Level 2 clients although they may draw from these resources for job or educational orientation. Following the initial three week phase, clients are closely monitored for curfew compliance and guardian participation is encouraged. There are weekly face to face visits at the clients home. Once youth are established in a productive pattern they are gradually weaned from the Marine Institute and they may be seen only once a month. Failure to perform will result in the youth's return to a residential program.

**DISTRICT 5**  
**Pinellas Marine Institute - SAFE Program**

**PROGRAM DESCRIPTION:**

**Address:** 3101 Gulf Blvd.  
St. Pete Beach, Florida 33706

**Telephone:** (813) 892-2860

**Restrictiveness Level:** 2

**Intended ALOS:** 3-6 months

**Capacity:** 10

**Aftercare Services Provided?:**  
This is aftercare.

**Eligibility Criteria:**

Committed males or females age 14-18 who have completed a level 6 or 8 program and are in need of aftercare. Youth must reside at home with their guardian and be physically able to participate in this program.

**Services and Treatment Offered:**

Clients spend a total of 3-6 months in the program. Before entering, each youth begins to develop goals relevant to their individual needs that can be reasonably attained during their stay. This is called the transition plan and it is developed jointly with the residential program's counselors. When youth enter the safe program they report to the AMI for 3-4 weeks: during this time youth are placed in jobs or school. SAFE youth do not necessarily attend the AMI standard marine programs with Level 2 clients although they may draw from these resources for job or educational orientation. Following the initial three week phase, clients are closely monitored for curfew compliance and guardian participation is encouraged. There are weekly face to face visits at the clients home. Once youth are established in a productive pattern they are gradually weaned from the Marine Institute and they may be seen only once a month. Failure to perform will result in the youth's return to a residential program.

**DISTRICT 6**  
**Tampa Marine Institute - SAFE Program**

**PROGRAM DESCRIPTION:**

**Address:** 2015 Guy N. Verger Blvd.  
Tampa, Florida 33605

**Telephone:** (813) 248-5091  
SC 571-2967

**Fax:** (813) 247-3998

**Restrictiveness Level:** 2

**Intended ALOS:** 3-6 months

**Capacity:** 20

**Aftercare Services Provided?:**  
This is aftercare

**Eligibility Criteria:**

Committed males or females age 14-18 who have completed a level 6 or 8 program and are in need of aftercare. Youth must reside at home with their guardian and be physically able to participate in this program.

**Services and Treatment Offered:**

Clients spend a total of 3-6 months in the program. Before entering, each youth begins to develop goals relevant to their individual needs that can be reasonably attained during their stay. This is called the transition plan and it is developed jointly with the residential program's counselors. When youth enter the safe program they report to the AMI for 3-4 weeks: during this time youth are placed in jobs or school. SAFE youth do not necessarily attend the AMI standard marine programs with Level 2 clients although they may draw from these resources for job or educational orientation. Following the initial three week phase, clients are closely monitored for curfew compliance and guardian participation is encouraged. There are weekly face to face visits at the clients home. Once youth are established in a productive pattern they are gradually weaned from the Marine Institute and they may be seen only once a month. Failure to perform will result in the youth's return to a residential program.

**DISTRICT 6**  
**Gulf Coast Marine Institute - SAFE Program**

**PROGRAM DESCRIPTION:**

**Address:** 301 7th Street, East  
Brandeton, Florida 34208

**Telephone:** (813) 741-3102  
**Fax:** (813) 741-3105

**Restrictiveness Level:** 2

**Intended ALOS:** 3-6 months

**Capacity:** 15

**Aftercare Services Provided?:**  
This is aftercare.

**Eligibility Criteria:**

Committed males or females age 14-18 who have completed a level 6 or 8 program and are in need of aftercare. Youth must reside at home with their guardian and be physically able to participate in this program.

**Services and Treatment Offered:**

Clients spend a total of 3-6 months in the program. Before entering, each youth begins to develop goals relevant to their individual needs that can be reasonably attained during their stay. This is called the transition plan and it is developed jointly with the residential program's counselors. When youth enter the safe program they report to the AMI for 3-4 weeks: during this time youth are placed in jobs or school. SAFE youth do not necessarily attend the AMI standard marine programs with Level 2 clients although they may draw from these resources for job or educational orientation. Following the initial three week phase, clients are closely monitored for curfew compliance and guardian participation is encouraged. There are weekly face to face visits at the clients home. Once youth are established in a productive pattern they are gradually weaned from the Marine Institute and they may be seen only once a month. Failure to perform will result in the youth's return to a residential program.

**DISTRICT 6**  
**Lakeland Marine Institute - SAFE Program**

**PROGRAM DESCRIPTION:**

**Address:** 2115 West Yeats  
Lakeland, Florida 33801

**Telephone:** (813) 686-7730  
SC 595-4218

**Fax:** (813) 686-7834

**Restrictiveness Level:** 2

**Intended ALOS:** 3-6 months

**Capacity:** 21

**Aftercare Services Provided?:**  
This is aftercare.

**Eligibility Criteria:**

Committed males or females age 14-18 who have completed a level 6 or 8 program and are in need of aftercare. Youth must reside at home with their guardian and be physically able to participate in this program.

**Services and Treatment Offered:**

Clients spend a total of 3-6 months in the program. Before entering, each youth begins to develop goals relevant to their individual needs that can be reasonably attained during their stay. This is called the transition plan and it is developed jointly with the residential program's counselors. When youth enter the safe program they report to the AMI for 3-4 weeks; during this time youth are placed in jobs or school. SAFE youth do not necessarily attend the AMI standard marine programs with Level 2 clients although they may draw from these resources for job or educational orientation. Following the initial three week phase, clients are closely monitored for curfew compliance and guardian participation is encouraged. There are weekly face to face visits at the clients home. Once youth are established in a productive pattern they are gradually weaned from the Marine Institute and they may be seen only once a month. Failure to perform will result in the youth's return to a residential program.

**DISTRICT 7**  
**Orlando Marine Institute West - SAFE Program**

**PROGRAM DESCRIPTION:**

**Address:** 7500 Silver Star  
Orlando, Florida 32818

**Telephone:** (407) 294-5579  
SC 326-3199

**Fax:** (407) 294-5581

**Restrictiveness Level:** 2

**Intended ALOS:** 3-6 months

**Capacity:** 20

**Aftercare Services Provided?:**  
This is aftercare.

**Eligibility Criteria:**

Committed males or females age 14-18 who have completed a level 6 or 8 program and are in need of aftercare. Youth must reside at home with their guardian and be physically able to participate in this program.

**Services and Treatment Offered:**

Clients spend a total of 3-6 months in the program. Before entering, each youth begins to develop goals relevant to their individual needs that can be reasonably attained during their stay. This is called the transition plan and it is developed jointly with the residential program's counselors. When youth enter the safe program they report to the AMI for 3-4 weeks; during this time youth are placed in jobs or school. SAFE youth do not necessarily attend the AMI standard marine programs with Level 2 clients although they may draw from these resources for job or educational orientation. Following the initial three week phase, clients are closely monitored for curfew compliance and guardian participation is encouraged. There are weekly face to face visits at the clients home. Once youth are established in a productive pattern they are gradually weaned from the Marine Institute and they may be seen only once a month. Failure to perform will result in the youth's return to a residential program.

**DISTRICT 7**  
**Orlando Marine Institute - SAFE Program,**  
**East**

**PROGRAM DESCRIPTION:**

**Address:** 7500 Silver Star Road  
Orlando, Florida 32818

**Telephone:** (407) 294-5579  
SC 326-3199

**Fax:** (407) 294-5581  
SC 578-3199

**Restrictiveness Level:** 2

**Intended ALOS:** 3-6 months

**Capacity:** 40

**Aftercare Services Provided?:**  
This is aftercare.

**Eligibility Criteria:**

Committed males or females age 14-18 who have completed a level 6 or 8 program and are in need of aftercare. Youth must reside at home with their guardian and be physically able to participate in this program.

**Services and Treatment Offered:**

Clients spend a total of 3-6 months in the program. Before entering, each youth begins to develop goals relevant to their individual needs that can be reasonably attained during their stay. This is called the transition plan and it is developed jointly with the residential program's counselors. When youth enter the safe program they report to the AMI for 3-4 weeks: during this time youth are placed in jobs or school. SAFE youth do not necessarily attend the AMI standard marine programs with Level 2 clients although they may draw from these resources for job or educational orientation. Following the initial three week phase, clients are closely monitored for curfew compliance and guardian participation is encouraged. There are weekly face to face visits at the clients home. Once youth are established in a productive pattern they are gradually weaned from the Marine Institute and they may be seen only once a month. Failure to perform will result in the youth's return to a residential program.

**DISTRICT 8**  
**South West Florida Marine Institute - SAFE**  
**Program**

**PROGRAM DESCRIPTION:**

**Address:** 3091 Evans Avenue  
Fort Myers, Florida 33901

**Telephone:** (813) 337-1104  
SC 748-2302

**Fax:** (813) 337-2452

**Restrictiveness Level:** 2

**Intended ALOS:** 3 months

**Capacity:** 15

**Aftercare Services Provided?:**  
This is aftercare.

**Eligibility Criteria:**

Committed males or females age 14-18 who have completed a level 6 or 8 program and are in need of aftercare. Youth must reside at home with their guardian and be physically able to participate in this program.

**Services and Treatment Offered:**

Clients spend a total of 3-6 months in the program. Before entering, each youth begins to develop goals relevant to their individual needs that can be reasonably attained during their stay. This is called the transition plan and it is developed jointly with the residential program's counselors. When youth enter the safe program they report to the AMI for 3-4 weeks: during this time youth are placed in jobs or school. SAFE youth do not necessarily attend the AMI standard marine programs with Level 2 clients although they may draw from these resources for job or educational orientation. Following the initial three week phase, clients are closely monitored for curfew compliance and guardian participation is encouraged. There are weekly face to face visits at the clients home. Once youth are established in a productive pattern they are gradually weaned from the Marine Institute and they may be seen only once a month. Failure to perform will result in the youth's return to a residential program.

**DISTRICT 9**  
**Palm Beach Marine Institute - SAFE Program**

**PROGRAM DESCRIPTION:**

**Address:** 13425 Ellison Wilson Road  
Juno Beach, Florida 33408

**Telephone:** (407) 624-6941  
SC 242-6943

**Fax:** (407) 624-6944

**Restrictiveness Level:** 2

**Intended ALOS:** 3-6 months

**Capacity:** 15

**Aftercare Services Provided?:**  
This is aftercare.

**Eligibility Criteria:**

Committed males or females age 14-18 who have completed a level 6 or 8 program and are in need of aftercare. Youth must reside at home with their guardian and be physically able to participate in this program.

**Services and Treatment Offered:**

Clients spend a total of 3-6 months in the program. Before entering, each youth begins to develop goals relevant to their individual needs that can be reasonably attained during their stay. This is called the transition plan and it is developed jointly with the residential program's counselors. When youth enter the safe program they report to the AMI for 3-4 weeks: during this time youth are placed in jobs or school. SAFE youth do not necessarily attend the AMI standard marine programs with Level 2 clients although they may draw from these resources for job or educational orientation. Following the initial three week phase, clients are closely monitored for curfew compliance and guardian participation is encouraged. There are weekly face to face visits at the clients home. Once youth are established in a productive pattern they are gradually weaned from the Marine Institute and they may be seen only once a month. Failure to perform will result in the youth's return to a residential program.

**DISTRICT 10**  
**Florida Ocean Sciences Institute - SAFE Program**

**PROGRAM DESCRIPTION:**

**Address:** 3220 S.W. 4th Avenue  
Fort Lauderdale, Florida 33315

**Telephone:** (305) 764-2733  
SC 453-4333

**Fax:** (305) 764-3128

**Restrictiveness Level:** 2

**Intended ALOS:** 3-6 months

**Capacity:** 15

**Aftercare Services Provided?:**  
This is aftercare.

**Eligibility Criteria:**

Committed males or females age 14-18 who have completed a level 6 or 8 program and are in need of aftercare. Youth must reside at home with their guardian and be physically able to participate in this program.

**Services and Treatment Offered:**

Clients spend a total of 3-6 months in the program. Before entering, each youth begins to develop goals relevant to their individual needs that can be reasonably attained during their stay. This is called the transition plan and it is developed jointly with the residential program's counselors. When youth enter the safe program they report to the AMI for 3-4 weeks: during this time youth are placed in jobs or school. SAFE youth do not necessarily attend the AMI standard marine programs with Level 2 clients although they may draw from these resources for job or educational orientation. Following the initial three week phase, clients are closely monitored for curfew compliance and guardian participation is encouraged. There are weekly face to face visits at the clients home. Once youth are established in a productive pattern they are gradually weaned from the Marine Institute and they may be seen only once a month. Failure to perform will result in the youth's return to a residential program.



**DISTRICT 1**  
**District One Aftercare**

**PROGRAM DESCRIPTION:**

**Address:** 1419 North Palafox  
Pensacola, Florida 32501

**Telephone:** (904) 444-8237  
SC 693-8237

**Fax:** (904) 444-2273  
SC 693-2273

**Restrictiveness Level:** 2

**Eligibility Criteria:**

Committed males or females age 14-18 in need of aftercare. Prefer clients from the commitment service area.

**Intended ALOS:** 3 months

**Capacity:** 20

**Aftercare Services Provided?:**  
This is aftercare

**Services and Treatment Offered:**

Aftercare or reentry is a comprehensive program which is individualized to fit the needs of each youthful offender. It contains educational, vocational, counseling, recreational, and family service components. As a tracking program, it conducts multiple weekly face to face contacts (school checks, curfew checks, job checks, etc.) with each youth and with the youth's parents. It works in the community as an outreach program in the youth's neighborhood and home. Each counselor has an average active caseload of eight to ten youth under supervision and a transitional caseload of four youths who are about to be released from a residential facility.

Release from Re-entry is contingent upon the recommendation of the Re-entry counselor and supervisor, whose decision is based primarily upon the youth's completion of his or her performance contract.

**DISTRICT 3**  
**Eckerd Challenge North Non Residential**

**PROGRAM DESCRIPTION:**

**Address:** 201 Culbreath Road  
Brooksville, Florida 34602

**Telephone:** (904) 799-5621  
SC 663-6746

**Fax:** (904) 799-4457

**Restrictiveness Level:** 2

**Intended ALOS:** 120 days

**Capacity:** 30

**Aftercare Services Provided?:**  
This is aftercare.

**Eligibility Criteria:**

Youth from the two state training schools, as well as, any youth committed to any residential program who appear to need reentry services.

**Services and Treatment Offered:**

Reentry is a comprehensive program which is individualized to fit the needs of each youthful offender. It contains educational, vocational, counseling, recreational, and family service components. As a tracking program, it conducts multiple weekly face to face contacts (school checks, curfew checks, job checks, etc.) with each youth and with the youth's parents. It works in the community as an outreach program in the youth's neighborhood and home. Each counselor has an average active caseload of eight to ten youth under supervision and a transitional caseload of four youths who are about to be released from a residential facility.

Release from Reentry is contingent upon the recommendation of the Reentry counselor and supervisor, whose decision is based primarily upon the youth's completion of his or her performance contract.

**DISTRICT 4**  
**Florida Augustus Secure Care Unit Non**  
**Residential**

**PROGRAM DESCRIPTION:**

**Address:** 4501 Lannie Road  
Jacksonville, Florida 32218

**Telephone:** (904) 765-2266

**Fax:** (904) 765-7317

**Restrictiveness Level:** 2

**Intended ALOS:** 9 months

**Capacity:** 20

**Eligibility Criteria:**

Serious Habitual Offenders from the residential phase of this program, or other SHO eligible males from Duval county.

**Services and Treatment Offered:**

Reentry is a comprehensive program which is individualized to fit the needs of each youthful offender. It contains educational, vocational, counseling, recreational, and family service components. As a tracking program, it conducts multiple weekly face to face contacts (school checks, curfew checks, job checks, etc.) with each youth and with the youth's parents. It works in the community as an outreach program in the youth's neighborhood and home. Each counselor has an average active caseload of eight to ten youth under supervision.

Release from reentry is contingent upon the recommendation of the Reentry counselor and supervisor, whose decision is based primarily upon the youth's completion of his or her performance contract.

**DISTRICT 4**  
**Nassau Aftercare**

**PROGRAM DESCRIPTION:**

**Address:** 1303 Jasmine Street  
Fernandina Beach, Florida 32034

**Telephone:** (904) 277-7266  
SC 848-7266

**Fax:** (904) 277-7270

**Restrictiveness Level:** 2

**Intended ALOS:** 120 days

**Capacity:** 8

**Aftercare Services Provided?:**

This is aftercare.

**Eligibility Criteria:**

Restricted to serve youth from commitment programs who reside in Nassau County.

**Services and Treatment Offered:**

Reentry is a comprehensive program which is individualized to fit the needs of each youthful offender. It contains educational, vocational, counseling, recreational, and family service components. As a tracking program, it conducts multiple weekly face to face contacts (school checks, curfew checks, job checks, etc.) with each youth and with the youth's parents. It works in the community as an outreach program in the youth's neighborhood and home. Each counselor has an average active caseload of eight to ten youth under supervision and a transitional caseload of four youths who are about to be released from a residential facility.

Release from Reentry is contingent upon the recommendation of the Reentry counselor and supervisor, whose decision is based primarily upon the youth's completion of his or her performance contract.

**DISTRICT 7**  
**Space Coast Non Residential**

**PROGRAM DESCRIPTION:**

**Address:** 470 Friday Road  
Cocoa, Florida 32926

**Telephone:** (407) 690-3955  
SC 362-3955

**Fax:** (407) 690 3958

**Restrictiveness Level:** 2

**Intended ALOS:** 60 days

**Capacity:** 20

**Eligibility Criteria:**

Youth who have completed the residential phase of the program are accepted.

**Services and Treatment Offered:**

Reentry is a comprehensive program which is individualized to fit the needs of each youthful offender. It contains educational, vocational, counseling, recreational, and family service components. As a tracking program, it conducts multiple weekly face to face contacts (school checks, curfew checks, job checks, etc.) with each youth and with the youth's parents. It works in the community as an outreach program in the youth's neighborhood and home. Each counselor has an average active caseload of eight to ten youth. Release from Reentry is contingent upon the recommendation of the Reentry counselor and supervisor, whose decision is based primarily upon the youth's completion of his or her performance contract.

**DISTRICT 8**  
**Florida Environmental Institute Non Residential**

**PROGRAM DESCRIPTION:**

**Address:** P.O. Box 406  
Venus, Florida 33960

**Telephone:** (813) 699-3785

**Fax:** (813) 699-3787

**Restrictiveness Level:** 2

**Intended ALOS:** 6 months

**Capacity:** 18

**Eligibility Criteria:**

Only youth who have successfully completed the residential phase of the program are accepted.

**Services and Treatment Offered:**

Reentry is a comprehensive program which is individualized to fit the needs of each youthful offender. It contains educational, vocational, counseling, recreational, and family service components. As a tracking program, it conducts multiple weekly face to face contacts (school checks, curfew checks, job checks, etc.) with each youth and with the youth's parents. It works in the community as an outreach program in the youth's neighborhood and home. Release from reentry is contingent upon the recommendation of the reentry counselor and supervisor, whose decision is based primarily upon the youth's completion of his or her performance contract.

**DISTRICT 9**  
**Palm Beach Youth Center Non Residential**

**PROGRAM DESCRIPTION:**

**Address:** 1100 45th Street, Bldg. B  
West Palm, Florida 33407

**Telephone:** (407) 840-3152  
SC 264-3152

**Fax:** (407) 840-3156  
SC 264-3156

**Restrictiveness Level:** 2

**Intended ALOS:** 9 months

**Capacity:** 10

**Eligibility Criteria:**

This is the reentry phase of the Palm Beach Youth Center residential program. This program accepts youth only upon completion of the residential phase.

**Services and Treatment Offered:**

Counseling services including counseling on substance abuse and mental health, as well as, group, family, and individual counseling. There is public school attendance and vocational and remedial classes are also offered.

**DISTRICT 12**  
**Future Alternatives Day Treatment**

**PROGRAM DESCRIPTION:**

**Address:** 1128 Beville Road  
Daytona Beach, Florida 32114

**Telephone:** (904) 257-7072

**Restrictiveness Level:** 2

**Intended ALOS:** 1-5 months

**Capacity:** 20

**Aftercare Services Provided?:**

This is aftercare.

**Eligibility Criteria:**

Previously committed males age 14-18 who are considered to be in need of aftercare. Youths from levels 4,6, and 8 programs are accepted.

**Services and Treatment Offered:**

This is a step down or aftercare program for previously committed youths. The program accepts males age 14-18 who reside with their guardians. There is an educational program in which clients attend the local Community College and develop computer skills. At the Community College, youths educational needs are assessed and they are encouraged to take their GED test. The program also includes Physical Education courses, Martial Arts classes, an automotive program in cooperation with the County motor vehicle pool, and a Culinary Arts program where clients prepare menus and meals five days a week.

**DISTRICT 15**  
**Gator Nole Non Residential**

**PROGRAM DESCRIPTION:**

**Address:** 7200 Highway 441, North  
Okeechobee, Florida 34972

**Telephone:** (813) 763-2174  
SC 727-1336

**Fax:** (813) 763-2174, ext. 335  
SC 727-1335

**Restrictiveness Level:** 2

**Intended ALOS:** 90-120 days

**Capacity:** 30

**Eligibility Criteria:**

Committed youth from the residential program.

**Services and Treatment Offered:**

This program offers services which include:

- 1) Follow through with performance contract issues;
- 2) Assist in obtaining employment ;
- 3) Community service work or victim restitution;
- 4) Individual, group, and family counseling and ;
- 5) Service brokerage for other community based services, such as mental health or drug treatment.

**DISTRICT 4**  
**Bridge Aftercare Jacksonville**

**PROGRAM DESCRIPTION:**

**Address:** 1824 Pearl Street  
Jacksonville, Florida 32206

**Telephone:** (904)354-7799

**Fax:** (904) 354-6352

**Restrictiveness Level:** 2

**Eligibility Criteria:**

Boys and girls ages 8-18 in need of counseling and reentry into the community.

**Intended ALOS:** 3 month

**Capacity:** 8

**Aftercare Services Provided?:**

This is aftercare

**Services and Treatment Offered:**

Re-entry is a comprehensive program which is individualized to fit the needs of each youthful offender. It contains educational, vocational, counseling, recreational , and family service components. As a tracking program, it conducts multiple weekly face to face contacts ( school checks, curfew checks, job checks, etc. ) with each youth and with the youth's parents. It works in the community as an outreach program in the youth's neighborhood and home. Each counselor has an average active caseload of eight to ten youth under supervision and a transitional caseload of four youths who are about to be released from a residential facility.

## **APPENDIX**

	APPROVED BUDGET	YEAR TO DATE EXPENDITURES	CERTIFIED FORWARD	TOTAL EXPENDITURES
<b>DISTRICT 1</b>				
DISTRICT ADMINISTRATION	452,586	496,885	236,263	733,148
CASE MANAGEMENT	2,059,022	1,922,257	94,901	2,017,159
REENTRY	214,250	213,070	7,738	220,807
SPECIAL INTENSIVE GROUP PROGRAM (SIG)	37,508	35,111	1,271	36,382
JUVENILE ALTERNATIVE SERVICE PROJECT (JASP)	288,377	256,309	23,992	280,301
CINS/FINS RUNAWAY SHELTER - Children & Families in Need of Services		860,243	78,180	938,423
ASSOCIATED MARINE INSTITUTE - ESCAMBIA				
DAY PROGRAM	274,380	274,380	0	274,380
SAFE	205,968	205,968	0	205,968
OTHER	50,036	50,036	0	50,036
SECURE DETENTION - ESCAMBIA	1,730,233	1,611,724	74,524	1,686,248
HOME DETENTION - ESCAMBIA	246,984	189,169	7,746	196,915
ELECTRONIC SURVEILLANCE	42,000	0	1,669	1,669
SOUND CHOICES GROUP TREATMENT HOME	209,904	217,341	23,333	240,674
BLACKWATER STOP	474,153	492,811	24,792	517,603
PENSACOLA BOYS BASE	658,716	604,237	22,948	627,185
HIGH IMPACT COMMUNITY PROJECTS		18,607	53,752	72,359
JOBS THROUGH EDUCATION & TRAINING	99,825	68,547	0	68,547
EXTENDED ARMS OUTREACH CENTER	27,100	21,910	0	21,910
PACE CENTER FOR GIRLS	64,950	39,852	0	39,852
CHILDREN & ADOLESCENT SUBSTANCE ABUSE (Bridgeway Ctr Inc)	40,000	33,246	0	33,246
JUVENILE JUSTICE & PREVENTION - DELINQUENCY	50,000	50,532	0	50,532
S.H.O.P. - NORTH AMERICAN FAMILY INST.	1,440,225	-8,194	1,006,334	998,140
NORTH AMERICAN FAMILY INST. INTENSIVE HALFWAY HOUSE		208,138		208,138
PIC BOOT CAMP	414,870	414,870	0	414,870
UNKNOWN		221,183	0	221,183
<b>DISTRICT 1 TOTALS</b>	<b>9,081,087</b>	<b>8,498,233</b>	<b>1,657,442</b>	<b>10,155,676</b>

	APPROVED BUDGET	YEAR TO DATE EXPENDITURES	CERTIFIED FORWARD	TOTAL EXPENDITURES
<b>DISTRICT 2</b>				
DISTRICT ADMINISTRATION	1,500,000	882,390	672,263	1,554,653
CASE MANAGEMENT	2,800,000	2,649,131	162,385	2,811,515
REENTRY	157,641	147,576	6,395	153,971
SPECIAL INTENSIVE GROUP PROGRAM (SIG)	71,693	55,117	0	55,117
JUVENILE ALTERNATIVE SERVICE PROJECT (JASP)	351,261	321,989	29,272	351,261
CINS/FINS RUNAWAY SHELTER	1,140,657	1,052,142	64,401	1,116,543
ASSOCIATED MARINE INSTITUTE - PANAMA CITY				
DAY PROGRAM	247,380	247,380	0	247,380
SAFE	194,827	194,827	0	194,827
ASSOCIATED MARINE INSTITUTE - LEON				
DAY PROGRAM	310,481	310,481	0	310,481
SAFE	233,340	233,340	0	233,340
OTHER	332,484	332,484	0	332,484
AMI HOST HOMES	44,804	44,804	0	44,804
SECURE DETENTION - BAY	1,465,655	1,296,901	181,138	1,478,039
NON-SECURE: Anchorage Children's Home of Bay County	36,135	33,124	3,011	36,135
SECURE DETENTION - LEON	1,719,115	1,552,917	180,666	1,733,584
HOME AND NON-SECURE DETENTION - LEON	271,146	154,751	0	154,751
CRISWELL HALFWAY HOUSE	65,798	7,256	85,202	92,458
GATE CENTER	349,520	308,097	41,423	349,520
GREENVILLE ACADEMY	344,610	287,016	57,594	344,610
RAFT CENTER FOR GIRLS	351,029	316,002	35,027	351,029
LEON START	685,266	623,088	23,882	646,970
DOZIER	8,311,391	7,925,291	386,100	8,311,391
PREVENTION: Life Management Center Of NW Florida	12,500	12,500	0	12,500
LEON CENTRALIZED DELINQUENCY INTAKE UNIT	387,008	389,291	38,640	427,931
W. FLORIDA WILDERNESS INSTITUTE	657,000	615,975	59,325	675,300
PACE CENTER FOR GIRLS	86,600	76,978	9,622	86,600
LEON COUNTY BOOT CAMP	411,152	358,831	52,321	411,152
BAY COUNTY BOOT CAMP	253,360	125,000	128,360	253,360
LEON COUNTY BOOT TRANSITIONAL PROG.	321,875	0	321,875	321,875
<b>DISTRICT 2 TOTALS</b>	<b>23,113,728</b>	<b>20,554,677</b>	<b>2,538,903</b>	<b>23,093,580</b>



	APPROVED BUDGET	YEAR TO DATE EXPENDITURES	CERTIFIED FORWARD	TOTAL EXPENDITURES
<b>DISTRICT 3</b>				
DISTRICT ADMINISTRATION	516,551	537,776	24,899	562,675
CASE MANAGEMENT	1,543,960	1,419,453	82,102	1,501,555
REENTRY	66,216	92,786	4,940	97,726
SPECIAL INTENSIVE GROUP PROGRAM (SIG)	34,717	40,532	1,608	42,140
JUVENILE ALTERNATIVE SERVICES PROJECT (JASP)	195,529	173,408	0	173,408
CINS/FINS RUNAWAY SHELTER - Corner Drug Store Interface	639,943	639,433	0	639,433
ASSOCIATED MARINE INSTITUTE - GAINESVILLE				
DAY PROGRAM	232,897	232,897	0	232,897
SAFE	327,328	327,328	0	327,328
SECURE DETENTION - ALACHUA	2,245,723	1,900,255	83,745	1,984,000
HOME DETENTION - ALACHUA	223,119	229,688	9,251	238,940
NON-SECURE DETENTION - Carlson	21,900	1,325	0	1,325
NON-SECURE DETENTION - Floretta Allen	32,850	44,172	4,504	48,676
DAY TREATMENT/NON-RESIDENTIAL C-B PROGRAMS	60,000	54,561	839	55,399
CREST SERVICES, INC	81,003	86,732	5,888	92,620
ALLIGATOR CREEK STOP CAMP	599,841	635,977	29,028	665,006
HE. RY & RILLA WHITE FOUNDATION	36,579	36,579	0	36,579
WORK RELEASE PROGRAM	59,313	29,506	1,630	31,137
ECKERD COMPREHENSIVE YOUTH TREATMENT	642,400	371,276	148,000	519,276
ALACHUA HALFWAY HOUSE	640,680	597,905	29,959	627,864
HAMILTON CO. INTENSIVE HALFWAY HOUSE	589,475	512,439	125,845	638,284
HAMILTON CO. HALFWAY HOUSE	657,000	780,890	75,693	856,583
<b>DISTRICT 3 TOTALS</b>	<b>9,447,024</b>	<b>8,744,919</b>	<b>627,933</b>	<b>9,372,852</b>

	APPROVED BUDGET	YEAR TO DATE EXPENDITURES	CERTIFIED FORWARD	TOTAL EXPENDITURES
<b>DISTRICT 4</b>				
DISTRICT ADMINISTRATION	795,778	1,052,716	29,593	1,082,309
CASE MANAGEMENT	3,739,594	3,541,300	204,439	3,745,739
REENTRY	327,995	314,686	6,966	321,652
SPECIAL INTENSIVE GROUP PROGRAM (SIG)	101,683	45,664	-2,680	42,983
JUVENILE ALTERNATIVE SERVICE PROJECT (JASP)	75,800	3,988	384	4,373
JASP - Office of the State Attorney 4th Jud. Circuit	332,750	332,750	0	332,750
JASP - Child Guidance Center, Inc.	33,434	33,434	0	33,434
JASP - Office of the State Atty - 7th Jud Circuit	27,292	2,274	0	2,274
CINS/FINS RUNAWAY SHELTER: Youth Crisis Center, Inc.	1,070,645	981,425	89,220	1,070,645
ASSOCIATED MARINE INSTITUTE - JACKSONVILLE				
DAY PROGRAM	407,660	407,660	0	407,660
OTHER	621,619	621,619	0	621,619
SECURE DETENTION - DUVAL	3,259,503	2,974,234	102,330	3,076,565
HOME DETENTION - DUVAL	280,000	269,497	7,331	276,827
NON-SECURE DETENTION - Agape Care Facilities, Inc	72,270	66,330	5,940	72,270
DAY TREATMENT/NON- RESIDENTIAL C-B PROGRAMS	711,750	189,755	15,939	205,694
GROUP TREATMENT HOMES	34,034	34,034	0	34,034
HENRY & RILLA WHITE YOUTH FOUNDATION	531,626	531,626	28,050	559,676
SCHOOL BASED DROPOUT PREVENTION - DUVAL	61,753	39,019	2,385	41,404
NASSAU HALFWAY HOUSE	638,573	486,410	79,168	565,578
DUVAL HALFWAY HOUSE	731,052	647,594	24,771	672,366
DUVAL START	736,875	735,111	26,046	761,157
EARLY DELINQUENCY INTERVENTION PROGRAM (EDIP)	802,782	686,069	116,713	802,783
FLORIDA AUGUSTUS SECURE CARE UNIT	820,988	820,988	0	820,988
COUNSELING SERVICES - The Bridge Of Northeast Fla, Inc	338,000	313,717	10,541	324,258
COUNSELING SERVICES - Clay County Community Services, Inc.	53,852	53,852	0	53,852
PACE CENTER FOR GIRLS	208,528	180,485	33,098	213,583
GATEWAY COMMUNITY SERVICES (Operation Street Prog.)		93,620	37,500	131,120
JACKSONVILLE URBAN LEAGUE (Street Program)		191,880	18,000	209,880
<b>DISTRICT 4 TOTALS</b>	<b>16,815,836</b>	<b>15,651,736</b>	<b>835,737</b>	<b>16,487,473</b>

	APPROVED BUDGET	YEAR TO DATE EXPENDITURES	CERTIFIED FORWARD	TOTAL EXPENDITURES
<b>DISTRICT 5</b>				
DISTRICT ADMINISTRATION	504,201	517,802	29,012	546,815
CASE MANAGEMENT	4,238,712	3,826,232	258,302	4,084,534
UNIVERSITY OF SOUTH FLORIDA (REENTRY)	290,042	265,872	24,170	290,042
SPECIAL INTENSIVE GROUP PROGRAM (SIG)	142,867	135,781	138	135,919
JASP - Juvenile Services Program, Inc.	415,673	381,034	34,639	415,673
JASP - Juvenile Assessment Center	158,000		158,000	158,000
CINS/FINS RUNAWAY SHELTER	141,092	114,092	27,000	141,092
CINS/FINS - Runaway Alternatives Project	512,403	469,703	42,700	512,403
CINS/FINS - Youth & Family Connection	1,379,710	1,256,660	123,050	1,379,710
PANAMA KEY FAMILY GROUP HOME	174,264	171,285	2,979	174,264
ASSOCIATED MARINE INSTITUTE - NEW PORT RICHEY				
SAFE	473,940	473,940	0	473,940
ASSOCIATED MARINE INSTITUTE - PINELLAS				
DAY PROGRAM	310,580	310,580	0	310,580
SAFE	270,470	270,470	0	270,470
SECURE DETENTION - PINELLAS	3,533,268	3,345,365	221,670	3,567,035
HOME DETENTION - PINELLAS	389,758	327,699	15,046	342,744
SECURE DETENTION - PASCO	1,105,225	1,083,127	32,660	1,115,787
HOME DETENTION - PASCO	92,161	81,044	0	81,044
NON-SECURE DETENTION - Juvenile Services Program	96,360	88,330	8,030	96,360
BRITT HALFWAY HOUSE	635,989	641,917	52,554	694,471
SAN ANTONIO BOYS VILLAGE	539,003	539,003	0	539,003
AGENCY FOR COMMUNITY TREATMENT SERVICES, INC.	1,186,250	1,088,750	68,369	1,157,119
PINELLAS COUNTY BOOT CAMP	405,146	403,466	0	403,466
FAMILY ENRICHMENT PROGRAM	852,040	797,300	54,740	852,040
LEAF HALFWAY HOUSE	438,949	289,506	36,600	326,106
ST. PETERSBURG POLICE DEPARTMENT	75,000	11,371	2,979	14,350
CONTRACTUAL DELINQUENCY HOMES	27,744	12,897	259	13,157
<b>DISTRICT 5 TOTALS</b>	<b>18,388,847</b>	<b>16,903,225</b>	<b>1,192,899</b>	<b>18,096,124</b>

	APPROVED BUDGET	YEAR TO DATE EXPENDITURES	CERTIFIED FORWARD	TOTAL EXPENDITURES
<b>DISTRICT 6</b>				
DISTRICT ADMINISTRATION	861,300	967,870	46,803	1,014,673
CASE MANAGEMENT	5,074,383	4,372,172	174,781	4,546,953
REENTRY	257,985	238,304	10,400	248,704
SPECIAL INTENSIVE GROUP PROGRAM (SIG)	162,995	150,053	5,842	155,895
JASP - Bay Area Youth Services, Inc.	414,900	414,860	0	414,860
CINS/FINS RUNAWAY SHELTER	19,501	19,431	70	19,501
CINS/FINS - Hillsborough Co. Bd. of County Commissioners	921,158	693,868	230,289	924,158
CINS/FINS - Family Resources, Inc.	260,127	238,450	21,677	260,127
ASSOCIATED MARINE INSTITUTE - TAMPA				
DAY PROGRAM	164,920	164,920	0	164,920
SAFE	333,390	333,390	0	333,390
ASSOCIATED MARINE INSTITUTE - GULF COAST				
DAY PROGRAM	272,118	272,118	0	272,118
SAFE	250,969	250,969	0	250,969
SECURE DETENTION - HILLSBOROUGH	2,883,313	2,628,849	176,253	2,805,102
HOME DETENTION - HILLSBOROUGH	451,755	373,860	17,865	391,725
SECURE DETENTION - MANATEE	1,283,567	1,197,351	55,816	1,253,167
HOME DETENTION - MANATEE	61,579	51,658	1,738	53,396
HILLSBOROUGH GROUP TREATMENT HOME	181,767	161,597	7,785	169,382
YOUTH ENVIRONMENTAL SERVICES	960,326	882,090	77,350	959,440
HILLSBOROUGH HALFWAY HOUSE	704,036	863,133	41,803	904,935
INTENSIVE LEARNING ALTERNATIVES PROGRAM	892,526	753,616	29,976	783,591
HALFWAY HOUSES - PILOT PROJECT VOCATIONAL DEV	61,085	59,017	2,068	61,085
HILLSBOROUGH ALTERNATIVE RESIDENTIAL PROGRAM	1,272,640	1,154,892	171,123	1,326,015
MANATEE CO SHERIFF'S OFFICE BOOT CAMP	613,200	562,814	50,400	613,214
MANATEE WILDERNESS CAMP	613,200	560,800	52,400	613,200
HCSO JUVENILE CORR. CENTER - SHOP	703,756	602,555	101,200	703,755
MANATEE CO. YOUTH ACADEMY	342,000	342,000	0	342,000
MEGA MATS HALFWAY HOUSE	143,805	143,805	0	143,805
PACE CENTER FOR GIRLS	115,506	105,000	10,506	115,506
UNIVERSITY OF SOUTH FLORIDA INFO SYSTEM REFERRAL	75,000	37,500	37,500	75,000
SPECTRUM HALFWAY HOUSE	337,500	270,000	67,500	337,500
BOYS & GIRLS CLUBS OF TAMPA BAY		5,484	2,741	8,225
<b>DISTRICT 6 TOTALS</b>	<b>20,690,307</b>	<b>18,872,427</b>	<b>1,393,885</b>	<b>20,266,312</b>

	APPROVED BUDGET	YEAR TO DATE EXPENDITURES	CERTIFIED FORWARD	TOTAL EXPENDITURES
<b>DISTRICT 7</b>				
DISTRICT ADMINISTRATION	737,044	1,068,541	84,916	1,153,456
CASE MANAGEMENT	4,826,406	4,832,495	187,268	5,019,763
REENTRY	392,840	368,133	5,883	374,016
SPECIAL INTENSIVE GROUP PROGRAM (SIG)	94,638	89,985	1,366	91,351
JUVENILE ALTERNATIVE SERVICE PROJECT (JASP)	517,975	508,122	9,853	517,975
CINS/FINS RUNAWAY SHELTER	1,512,204	1,383,756	128,791	1,512,547
ASSOCIATED MARINE INSTITUTE - ORLANDO				
DAY PROGRAM	465,794	465,794	0	465,794
SAFE	654,650	654,650	0	654,650
SECURE DETENTION - SEMINOLE	1,406,237	1,295,587	43,389	1,338,976
HOME DETENTION - SEMINOLE	151,723	142,610	6,956	149,566
SECURE DETENTION - ORLANDO	2,686,215	2,446,116	111,616	2,557,732
HOME DETENTION - ORLANDO	619,712	559,853	22,636	582,489
SECURE DETENTION - BREVARD	1,609,567	1,465,696	66,885	1,532,581
HOME DETENTION - BREVARD	101,915	85,607	3,230	88,837
BOYSTOWN NON-SECURE DETENTION	127,745	122,927	4,818	127,745
ELECTRONIC MONITORING	85,445	77,361	8,614	85,974
ORANGE GROUP TREATMENT HOME	212,573	277,621	718	278,339
BREVARD HALFWAY HOUSE	549,179	510,965	18,090	529,055
ORANGE HALFWAY HOUSE	625,829	578,798	24,099	602,897
ORANGE HWH MODULAR BLDG.	398,890	398,890	0	398,890
HONOR HALFWAY HOUSE	520,125	451,875	38,250	490,125
SPACE COAST MARINE INSTITUTE - RESIDENTIAL	725,545	542,628	59,682	602,310
HONOR WORK RELEASE HALFWAY HOUSE	410,625	329,475	27,000	356,475
ARC HALFWAY HOUSE A	590,450	590,450	0	590,450
ARC HALFWAY HOUSE B	496,250	496,250	0	496,250
CENTER FOR DRUG FREE LIVING (DUAL DIAGNOSIS)	676,050	509,478	95,247	604,725
CENTER FOR DRUG FREE LIVING (SHOP)	949,000	871,000	78,000	949,000
HURRICANE ISLAND OUTWARD BOUND (STATUS OFFENDER PROGRAM)	353,658	353,658	0	353,658
LAUREL OAKS GROUP TREATMENT HOME	217,175	196,690	17,850	214,540
FLORIDA SCHOOL FOR YOUTH ACHIEVEMENT INT. HWH	42,150	0	42,150	42,150
HUMAN SERVICES ASSOCIATES	606,000	326,187	279,813	606,000
PACE CENTER FOR GIRLS	115,506	102,672	12,834	115,506
<b>DISTRICT 7 TOTALS</b>	<b>23,479,115</b>	<b>22,103,869</b>	<b>1,379,954</b>	<b>23,483,823</b>

	APPROVED BUDGET	YEAR TO DATE EXPENDITURES	CERTIFIED FORWARD	TOTAL EXPENDITURES
<b>DISTRICT 8</b>				
DISTRICT ADMINISTRATION	479,115	592,744	30,844	623,587
CASE MANAGEMENT	2,938,808	2,922,160	133,364	3,055,524
REENTRY	80,852	63,802	2,527	66,328
SPECIAL INTENSIVE GROUP PROGRAM (SIG)	76,400	69,022	1,300	70,322
JUVENILE ALTERNATIVE SERVICE PROJECT (JASP)	315,585	285,812	28,080	313,892
CINS/FINS RUNAWAY SHELTER	1,361,436	1,324,269	56,871	1,381,140
ASSOCIATED MARINE INSTITUTE - S.W. FLORIDA				
DAY PROGRAM	247,380	247,380	0	247,380
SAFE	222,635	222,635	0	222,635
SECURE DETENTION - S.W. FLORIDA	1,846,896	1,745,455	83,920	1,829,375
HOME DETENTION - S.W. FLORIDA	174,013	171,289	7,692	178,981
FT. MYERS POLICE DEPT. HOME DETENTION PROGRAM	77,380	64,236	6,360	70,596
MYAKKA STOP CAMP	544,797	567,564	23,110	590,674
PRICE HALFWAY HOUSE	677,532	637,342	125,953	763,296
PEACE RIVER OUTWARD BOUND	657,000	606,579	54,000	660,579
GREEN OAKS SHOP	1,003,750	931,580	141,381	1,072,960
LEE DAY TREATMENT PROGRAM	327,600	287,581	0	287,581
REGIMENTED WILDERNESS PROGRAM	417,652	236,902	3,289	240,191
GREEN OAKS INTENSIVE HALFWAY HOUSE	554,800	509,200	195,600	704,800
BRADLEY OAKS HALFWAY HOUSE	657,000	537,300	54,000	591,300
LEE HALFWAY HOUSE	1,375,867	1,070,801	201,192	1,271,993
CROSSROADS WILDERNESS	841,847	865,284	12	865,296
FLORIDA ENVIRONMENTAL INSTITUTE	895,926	895,926	0	895,926
COLLIER COUNTY MONITORING INCORPORATED	6,000	5,415	213	5,627
MARIE DINON, ED .D. (JJ COUNCIL)	39,475	19,590	16,980	36,570
COMMUNITY WORK PROGRAM	8,720	8,720	0	8,720
<b>DISTRICT 8 TOTALS</b>	<b>15,828,467</b>	<b>14,888,588</b>	<b>1,166,686</b>	<b>16,055,274</b>

	APPROVED BUDGET	YEAR TO DATE EXPENDITURES	CERTIFIED FORWARD	TOTAL EXPENDITURES
<b>DISTRICT 9</b>				
DISTRICT ADMINISTRATION	854,606	611,721	107,882	719,603
CASE MANAGEMENT	2,797,456	2,263,826	102,451	2,366,276
REENTRY	1,149	1,149	0	1,149
SPECIAL INTENSIVE GROUP PROGRAM (SIG)	254,571	233,191	9,953	243,144
JUVENILE ALTERNATIVE SERVICE PROJECT (JASP)	335,934	295,942	39,992	335,934
CINS/FINS RUNAWAY SHELTER	412,136	412,136	0	412,136
ASSOCIATED MARINE INSTITUTE - PALM BEACH				
DAY PROGRAM	285,849	285,849	0	285,849
SAFE	249,742	249,742	0	249,742
SECURE DETENTION - PALM BEACH	3,092,190	2,891,558	141,091	3,032,649
HOME DETENTION - PALM BEACH	393,345	352,640	15,754	368,394
NON-SECURE DETENTION - Non-Secure Detention Shelter Facility	72,270	66,248	6,023	72,270
PALM BEACH TRY CENTER	232,783	277,025	20,044	297,069
BANYAN WORK RELEASE PROGRAM	406,020	418,351	54,000	472,351
PALM BEACH GROUP TREATMENT HOME	239,487	308,538	88,870	397,408
PALM BEACH HALFWAY HOUSE	722,758	938,854	41,674	980,528
PALM BEACH YOUTH CENTER	822,863	891,435	70,708	962,143
CHILDREN SERVICES COUNCIL - PALM BEACH COUNTY	40,883	35,039	1,349	36,387
ECKERD INTENSIVE HALFWAY HOUSE	650,275	556,238	62,700	618,938
<b>DISTRICT 9 TOTALS</b>	<b>11,864,317</b>	<b>11,089,479</b>	<b>762,491</b>	<b>11,851,970</b>

	APPROVED BUDGET	YEAR TO DATE EXPENDITURES	CERTIFIED FORWARD	TOTAL EXPENDITURES
<b>DISTRICT 10</b>				
DISTRICT ADMINISTRATION	818,265	918,464	51,829	970,293
CASE MANAGEMENT	5,004,825	4,734,238	334,403	5,068,641
REENTRY	121,442	168,113	4,772	172,885
SPECIAL INTENSIVE GROUP PROGRAM (SIG)	83,974	69,742	3,361	73,103
JUVENILE ALTERNATIVE SERVICE PROJECT (JASP)	513,855	410,373	71,183	481,557
CINS/FINS - Lutheran Ministries of Fla Inc.	1,037,544	951,082	159,104	1,110,186
ASSOCIATED MARINE INSTITUTE - FL. OCEAN SCIENCES INST.				
DAY PROGRAM	285,849	285,849	0	285,849
SAFE	244,625	244,625	0	244,625
SECURE DETENTION - BROWARD	2,614,265	2,578,590	176,171	2,754,760
HOME DETENTION - BROWARD	675,719	672,818	39,859	712,677
FT. LAUDERDALE TRY CENTER	240,591	241,109	12,980	254,090
BROWARD GROUP TREATMENT HOME	214,408	228,898	13,803	242,701
TRINITY HOUSE GROUP TREATMENT HOME	206,746	7,507	135,774	143,280
BROWARD HALFWAY HOUSE	605,447	406,594	87,303	493,896
BROWARD CONTROL TREATMENT CENTER	879,350	879,921	36,138	916,060
ELAINE GORDON TREATMENT CENTER	1,940,686	1,740,238	200,448	1,940,686
SERIOUS HABITUAL OFFENDER PROGRAM	1,105,835	-279,802	40,785	-239,017
RESPIRE HOMES	127,750	89,745	10,417	100,162
MULTI-AGENCY SERVICE TEAMS (MAST)		15,185	2,006	17,191
DUAL ADJUDICATED PROGRAM PRE-OP	474,303	473,173	0	473,173
DAY TREATMENT	487,114	473,837	0	473,837
DAY TREATMENT	449,040	538,848	0	538,848
DAY TREATMENT	49,995	0	49,995	49,995
<b>DISTRICT 10 TOTALS</b>	<b>18,181,627</b>	<b>15,849,145</b>	<b>1,430,332</b>	<b>17,279,477</b>



	APPROVED BUDGET	YEAR TO DATE EXPENDITURES	CERTIFIED FORWARD	TOTAL EXPENDITURES
<b>DISTRICT 11</b>				
DISTRICT ADMINISTRATION	795,007	958,549	39,563	998,112
CASE MANAGEMENT	8,632,351	8,245,581	345,203	8,590,784
REENTRY	198,606	195,366	7,523	202,889
SPECIAL INTENSIVE GROUP PROGRAM (SIG)	13,671	5,268	0	5,268
JASP - State Attorney, 16th Judicial Circuit	92,456	84,751	7,705	92,456
JASP - Metropolitan Dade County	585,665	473,166	94,633	567,799
CINS/FINS RUNAWAY SHELTER		27,320	5,390	32,710
CINS/FINS - Florida Keys Children's Shelter, Inc.	477,975	358,311	32,573	390,885
CINS/FINS - Switchboard of Miami, Inc.	329,519	245,974	22,361	268,335
CINS/FINS - Miami Bridge, Inc.	839,003	905,003	82,273	987,276
CINS/FINS - Practical and Cultural Education for Girls, Inc.	64,951	30,031	34,921	64,952
ASSOCIATED MARINE INSTITUTE - DADE				
DAY PROGRAM	560,725	560,725	0	560,725
SECURE DETENTION - DADE	7,770,556	7,103,585	452,735	7,556,320
HOME DETENTION - DADE	883,905	839,971	43,934	883,905
SECURE DETENTION - MONROE	149,687	137,973	6,624	144,597
HOME DETENTION - MONROE	101,705	97,336	4,369	101,705
NON-SECURE DETENTION - Non-Secure Detention Home Inc.	267,093	126,258	13,049	139,306
RESPIRE HOMES	113,495	7,000	21,800	28,800
MIAMI TRY CENTER	205,434	186,071	4,413	190,484
DADE GROUP TREATMENT HOME	171,484	194,149	9,609	203,758
MIAMI HALFWAY HOUSE	820,189	878,556	83,044	961,600
DADE HALFWAY HOUSE	521,024	566,016	44,838	610,855
BETTER OUTLOOK CENTER HALFWAY HOUSE	656,574	678,845	90,930	769,776
COVE HALFWAY HOUSE	295,416	127,575	27,450	155,025
DADE INTENSIVE CONTROL	459,005	423,383	81,439	504,822
CONTRACTUAL DELINQUENCY HOMES	49,950	0	15,163	15,163
RESIDENTIAL CONSERVATION CORPS	1,140,250	71,157	2,694	73,850
<b>DISTRICT 11 TOTALS</b>	<b>26,195,696</b>	<b>23,527,919</b>	<b>1,574,236</b>	<b>25,102,155</b>

	APPROVED BUDGET	YEAR TO DATE EXPENDITURES	CERTIFIED FORWARD	TOTAL EXPENDITURES
<b>DISTRICT 12</b>				
DISTRICT ADMINISTRATION	65,426	248,110	26,887	274,997
CASE MANAGEMENT	1,993,966	1,843,037	69,873	1,912,910
REENTRY	161,194	327,304	4,877	332,181
SPECIAL INTENSIVE GROUP PROGRAM (SIG)	72,242	95,372	4,988	100,361
JUVENILE ALTERNATIVE SERVICE PROJECT (JASP)	153,417	102,164	14,693	116,857
CINS/FINS RUNAWAY SHELTER	836,158	759,180	76,978	836,158
SECURE DETENTION - VOLUSIA	1,734,917	1,630,358	80,605	1,710,963
HOME DETENTION - VOLUSIA	237,845	197,940	5,347	203,286
ELECTRONIC MONITORING	24,209	24,209	0	24,209
VOLUSIA HALFWAY HOUSE	645,034	637,286	26,689	663,975
VOLUSIA GROUP TREATMENT HOME	200,949	170,331	5,646	175,977
ROBERT E. LEE HALFWAY HOUSE	780,000	596,963	180,000	776,963
STUART MARCHMAN (Day Treatment)	331,622	278,850	0	278,850
FLAGLER COUNTY (Family Svcs.)	18,919	14,996	3,923	18,919
VLF-PIC (Non-Resid.Svcs.)	170,113	170,113	0	170,113
VLF-PIC (Day Treatment)	325,378	273,600	40,433	314,033
ACT CORP. - SUBSTANCE ABUSE SVCS.	14,693	14,693	0	14,693
VOLUSIA BOOT CAMP	551,376	0	130,900	130,900
TRACKERS	7,200	0	7,200	7,200
VOLUSIA COUNTY (Family Services)	6,766	0	6,766	6,766
BRIDGES (Prevention)	15,000	0	13,462	13,462
JADE (Prevention)	35,000	0	23,358	23,358
<b>DISTRICT 12 TOTALS</b>	<b>8,381,424</b>	<b>7,384,504</b>	<b>722,626</b>	<b>8,107,130</b>

	APPROVED BUDGET	YEAR TO DATE EXPENDITURES	CERTIFIED FORWARD	TOTAL EXPENDITURES
<b>DISTRICT 13</b>				
DISTRICT ADMINISTRATION	9,210	155,457	80,523	235,980
CASE MANAGEMENT	1,664,896	1,764,813	102,237	1,867,050
REENTRY	0	89,097	6,400	95,497
SPECIAL INTENSIVE GROUP PROGRAM (SIG)	46,883	44,149	0	44,149
JASP - University of West Florida	226,402	207,535	18,871	226,406
CINS/FINS - Youth and Family Alternatives, Inc.	107,733	89,778	17,956	107,733
CINS/FINS - Arnette Runaway Shelter	404,516	370,806	33,710	404,516
ASSOCIATED MARINE INSTITUTES - OCALA SOUTH				
DAY PROGRAM	232,897	232,897	0	232,897
SAFE	327,328	327,328	0	327,328
SECURE DETENTION - MARION	1,801,881	1,562,480	99,047	1,661,527
HOME DETENTION - MARION	168,211	151,468	41,532	193,000
WITHLACOOCHEE STOP	520,449	514,433	48,921	563,354
S.H.O.P. - MARION	949,000	912,200	162,930	1,075,129
CAREER-SYSTEMS DEVELOPMENT CORPORATION	190,000	95,000	131,459	226,459
SPECIAL CONTRACTUAL HIGH RISK PROGRAMS	31,667	31,667	0	31,667
FRANK AND MARY JEFFERSON	36,000	9,092	2,794	11,886
INTENSIVE RESIDENTIAL TREATMENT (10-13 YRS)	803,000	131,459	0	131,459
WORK RELEASE PROGRAM	58,305	26,041	198	26,240
ECKERD CHALLENGE NORTH	840,340	770,311	70,028	840,339
<b>DISTRICT 13 TOTALS</b>	<b>8,418,717</b>	<b>7,486,010</b>	<b>816,605</b>	<b>8,302,615</b>

	APPROVED BUDGET	YEAR TO DATE EXPENDITURES	CERTIFIED FORWARD	TOTAL EXPENDITURES
<b>DISTRICT 14</b>				
DISTRICT ADMINISTRATION	9,210	180,555	66,259	246,815
CASE MANAGEMENT	2,681,560	2,539,246	112,176	2,651,421
REENTRY	38,036	28,684	0	28,684
SPECIAL INTENSIVE GROUP PROGRAM (SIG)	107,054	73,819	0	73,819
SIG - Bay Area Youth Services, Inc.	150,336	136,434	0	136,434
JASP - Bay Area Youth Services, Inc.	223,772	223,382	0	223,382
CINS/FINS RUNAWAY SHELTER	198,251	79,135	211,146	290,281
CINS/FINS - Youth and Family Alternatives	507,626	465,324	42,302	507,626
ASSOCIATED MARINE INSTITUTE - LAKELAND				
DAY PROGRAM	156,670	156,670	0	156,670
SAFE	349,723	349,723	0	349,723
SECURE DETENTION - POLK	1,721,941	1,562,041	81,995	1,644,036
HOME DETENTION - POLK	272,934	234,463	8,187	242,650
MCMICKEN THOMAS PHY POLK HALFWAY	6,500	5,740	490	6,230
POLK HALFWAY HOUSE	609,740	625,967	27,341	653,308
HARDEE COUNTY SCHOOL BOARD	657,000	273,338	36,450	309,788
<b>DISTRICT 14 TOTALS</b>	<b>7,690,353</b>	<b>6,934,520</b>	<b>586,347</b>	<b>7,520,867</b>

	APPROVED BUDGET	YEAR TO DATE EXPENDITURES	CERTIFIED FORWARD	TOTAL EXPENDITURES
<b>DISTRICT 15</b>				
DISTRICT ADMINISTRATION	118,248	266,692	28,521	295,213
CASE MANAGEMENT	1,385,084	1,351,869	46,939	1,398,808
REENTRY	36,457	27,136	0	27,136
SPECIAL INTENSIVE GROUP PROGRAM (SIG)	52,371	110,581	7,147	117,728
JUVENILE ALTERNATIVE SERVICES PROJECT (JASP)	143,972	143,972	0	143,972
CINS/FINS RUNAWAY SHELTER	322,158	297,377	24,781	322,158
SECURE DETENTION - ST. LUCIE	1,925,741	1,888,806	119,435	2,008,241
HOME DETENTION - ST. LUCIE	185,536	226,927	8,919	235,846
HALFWAY HOUSE	24,140	24,140	0	24,140
HALFWAY HOUSE - C&F FACILITY - FT. PIERCE	25,384	25,384	0	25,384
JONATHAN DICKINSON STOP CAMP	464,618	440,895	27,143	468,038
GATOR/NOLE WORK AND LEARN CENTER	2,534,885	1,406,762	70,338	1,477,101
FT. PIERCE GROUP TREATMENT HOMES	217,175	144,065	0	144,065
MARTIN COUNTY BOOT CAMP	649,505	622,478	27,027	649,505
ECKERD YOUTH DEVELOPMENT CENTER (EYDC)	8,008,427	7,164,964	835,842	8,000,806
EYDC TRANSITIONAL COTTAGE	160,503	140,404	20,099	160,503
ECKERD CHALLENGE SOUTH	8,160	8,160	0	8,160
FAMILY SUPPORT UNIT	133,300	73,333	6,667	80,000
<b>DISTRICT 15 TOTALS</b>	<b>16,395,664</b>	<b>14,363,946</b>	<b>1,222,858</b>	<b>15,586,803</b>

	APPROVED BUDGET	YEAR TO DATE EXPENDITURES	CERTIFIED FORWARD	TOTAL EXPENDITURES
<b>DISTRICT 80 - STATEWIDE CONTRACTS</b>				
DISTRICT ADMINISTRATION D80	1,057,246	315,107	742,139	1,057,246
1992 JJDP FORMULA GRANT	1,718,809	1,593,355	125,454	1,718,809
1991 JJDP FORMULA GRANT	325,365	314,504	10,862	325,365
1991 JJDP EDUCATION, JAIL RMUL & JUDICIAL CRCT	34,780	34,780	0	34,780
JJDP FORMULA GRANT - CONTRACTUAL SERVICE STATEWIDE	349,614	173,730	175,884	349,614
ECKERD WILDERNESS CAMPS (EFYA)	5,258,683	4,882,978	375,704	5,258,682
MINORITY INITIATIVE PROJECT	60,612	46,122	14,490	60,612
FLA. NETWORK OF YOUTH & FAMILY SERVICES	477,248	477,248	0	477,248
SUMTER TRAIL RANCH PROGRAM	861,276	70,715	0	70,715
CUTLER WILLIAMS/FACTS ENHANCEMENT	8,308	8,308	0	8,308
CONTRAC. RESID. WILD. PRO. - HURRICANE ISLAND (STEP)	1,115,542	1,165,973	43,439	1,209,412
JUVENILE JUSTICE TRAINING ACADEMIES	146,535	0	146,535	146,535
FLORIDA STATE UNIVERSITY - POLICY STUDIES	394,859	315,887	39,486	355,373
<b>DISTRICT 80 TOTALS</b>	<b>11,808,877</b>	<b>9,398,708</b>	<b>1,673,992</b>	<b>11,072,700</b>

<b>STATEWIDE YEAR TO DATE EXPENDITURES AND CERTIFIED FORWARDS</b>	<b>245,781,986</b>	<b>222,251,906</b>	<b>19,582,925</b>	<b>241,834,831</b>
-------------------------------------------------------------------	--------------------	--------------------	-------------------	--------------------