


U.S. DEPARTMENT OF HEALTH AND HUMAN SERVICES
Administration for Children and Families
Administration on Children, Youth and Families
National Center on Child Abuse and Neglect

155004

**Child Maltreatment 1993
Reports From the States to the
National Center on Child Abuse and Neglect**



This document has been prepared for the National Center on Child Abuse and Neglect by Walter R. McDonald & Associates, Inc., and its subcontractors, Bowers & Associates and the American Humane Association, under Contract Number ACF-105-91-1802.

Technical assistance is available to States that need help or guidance in improving the design of their child protective services information systems and/or in addressing problems with reporting data on child abuse and neglect. For further information regarding technical assistance contact:

**National Child Abuse and Neglect Data System (NCANDS)
Technical Assistance Program
P.O. Box 2668
Gaithersburg, MD 20886-2668**

Additional copies of this document, updated State data tables for previous years, and other information regarding child maltreatment can be obtained from:

**The National Clearinghouse on Child Abuse
and Neglect Information
P.O. Box 1182
Washington, DC 20013-1182
1-800-FYI-3366**

The recommended citation for this report is:

U.S. Department of Health and Human Services, National Center on Child Abuse and Neglect, "Child Maltreatment 1993: Reports From the States to the National Center on Child Abuse and Neglect" (Washington, DC: U.S. Government Printing Office, 1995).

155004

NCJRS

JUN 21 1995

ACQUISITIONS

Child Maltreatment 1993 Reports From the States to the National Center on Child Abuse and Neglect

155004

U.S. Department of Justice
National Institute of Justice

This document has been reproduced exactly as received from the person or organization originating it. Points of view or opinions stated in this document are those of the authors and do not necessarily represent the official position or policies of the National Institute of Justice.

Permission to reproduce this ~~copyrighted~~ material has been granted by

Public Domain/U.S. Department
of Health and Human Services

to the National Criminal Justice Reference Service (NCJRS).

Further reproduction outside of the NCJRS system requires permission of the ~~copyright~~ owner.



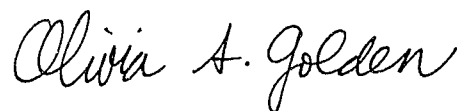
National Center on Child Abuse and Neglect

Acknowledgments

The issue of child abuse and neglect continues to be one of major concern to all Americans. Within the Administration on Children, Youth and Families, the National Center on Child Abuse and Neglect (NCCAN) has the lead responsibility for improving our understanding of the problem by conducting research, collecting data, providing demonstration grants for innovative programs, and disseminating information to assist States and communities in the development and operation of essential programs.

The National Child Abuse and Neglect Data System (NCANDS) is a national data collection and analysis program, carried out by NCCAN in partnership with the States. It represents a commitment on the part of the States and the Federal Government to provide the best available information on child maltreatment for use by State and national policy-makers, practitioners, and concerned citizens.

The efforts and support of many people have been instrumental in the development of this fourth-annual collection of data on child abuse and neglect. Special thanks are due the contact people in each State whose work makes possible the publication of the data. Members of the State Advisory Group also continue to provide active participation and leadership in this endeavor. The efforts of all involved are greatly appreciated.



Commissioner
Administration on Children, Youth
and Families

Contents

Section	Page
Acknowledgments	iii
Figures	vii
Introduction	ix
1. Background	1-1
1.1 Legislative History	1-1
1.2 Design of the NCANDS	1-1
1.3 SDC Data Collection Methods	1-3
1.4 Data Analysis Process	1-3
2. National Findings	2-1
2.1 Report Data	2-1
2.2 Investigation Data	2-3
2.3 Victim Data	2-8
2.4 Perpetrator Data	2-12
2.5 Armed Services Data	2-13
3. 1993 SDC Data	3-1
3.1 Data Tables	3-1
3.2 Checklist of State Responses	3-13
3.3 Technical Notes to SDC Data Tables and Text	3-14
Notes	N-1
Appendix A. State Advisory Group Representatives	A-1
Appendix B. Glossary of the Summary Data Component	B-1
Appendix C. Comments on 1993 State Data	C-1

Figures

Figure	Page
1-1 Map of Two-Tier States and Three-Tier States	1-4
2-1 Trend in Child Reporting Rates	2-1
2-2 Sources of Reports	2-2
2-3 Investigation Dispositions	2-3
2-4 Children by Dispositions	2-4
2-5 Children by Major Dispositions	2-5
2-6 Rate of Maltreatment in Two-Tier and Three-Tier States	2-6
2-7 Rate of Dispositions in Two-Tier and Three-Tier States	2-7
2-8 Victims by Types of Maltreatment	2-7
2-9 Victim Rates by Type of Maltreatment	2-8
2-10 Age of Victims	2-9
2-11 Sex of Victims	2-10
2-12 Race/Ethnicity of Victims	2-11

Introduction



In 1993, 51 jurisdictions reported that 1,018,692 children were substantiated or indicated victims of maltreatment. Children who were the victims of maltreatment represent about 15 victims per 1,000 children in the general population under 18 years of age in the reporting States.

Included among the types of maltreatment that children suffered were neglect (49 percent), physical abuse (24 percent), sexual abuse (14 percent), and other types of maltreatment such as medical neglect, emotional maltreatment, other, and unknown maltreatment (23 percent).

State child protective services agencies received and referred for investigation almost 2 million reports of alleged abuse or neglect in 1993. An estimated 2.3 million children were the subject of one or more reports during the year.

Most reports of alleged maltreatment (53 percent) were from professionals, including educators, law enforcement and justice officials, medical professionals, social service professionals, and child care providers. Almost one in five reports was from either the victim or family members of the victim.

The above highlights from “Child Maltreatment 1993” are based on aggregate data submitted to the National Child Abuse and Neglect Data System of the National Center on Child Abuse and Neglect. Data were received from all 50 States, the District of Columbia, territories, and the Armed Services.

The data represent cases of child maltreatment that are *known* to child protective services agencies through their reporting and investigating mechanisms. In most jurisdictions, the data have been obtained from either State automated child abuse registries or State automated child welfare information systems.

This document is divided into three major sections:

- **Background**—This section presents the developments that led to the design of the National Child Abuse and Neglect Data System (NCANDS). The NCANDS is composed of two components: the Summary Data Component (SDC), which consists of aggregate data submitted by the States, and the Detailed Case Data Component (DCDC), which collects automated case-level data from participating States. In addition, this section describes the data collection process and key issues in the SDC data analysis.

- **National Findings**—This section presents the major findings of the analyses of data submitted by the States. The discussion of findings is organized by the four main data areas of the SDC: report data, investigation data, victim data, and perpetrator data. Other research findings and examples of State activities are cited to help illuminate the SDC findings.
- **1993 SDC Data**—The third section of this document consists of the 1993 SDC data tables, which contain State data for the 15 data items of the SDC, as well as census data for the population of children under the age of 18 in each State. This section includes a summary of State responses to the data items and technical notes on the data tables and text.

In addition to these sections, this report contains several appendices including: State Advisory Group Representatives (A), Glossary of the Summary Data Component (B), and Comments on 1993 State Data (C).

Additional copies of this report and updated data tables for earlier years of the SDC (1990–1992) can be obtained from:

National Clearinghouse on Child Abuse and Neglect Information
P.O. Box 1182
Washington, DC 20013-1182
1-800-FYI-3366

Section 1 Background



This section discusses the development of the NCANDS and the design of its two components. Also, some of the key issues involved in the SDC data collection methods and data analysis processes are discussed.

1.1 Legislative History

“Child Maltreatment 1993” is NCCAN’s fourth-consecutive annual report of aggregate State data on child abuse and neglect collected through the NCANDS.

The NCANDS was created in response to a requirement in the Child Abuse Prevention and Treatment Act (Public Law 93-247), as amended. Specifically, Section 105 (b) (1) of the law requires NCCAN to “establish a national data collection and analysis program—

- A. which, to the extent practicable, coordinates existing State child abuse and neglect reports and which shall include—
 - i. standardized data on false, unfounded, or unsubstantiated reports; and
 - ii. information on the number of deaths due to child abuse and neglect; and
- B. which shall collect, compile, analyze, and make available State child abuse and neglect reporting information which, to the extent practical, is universal and case specific, and integrated with other case-based foster care and adoption data collected by the Secretary.”

1.2 Design of the NCANDS

The NCANDS design consists of two components:

- **Summary Data Component (SDC)**—a compilation of key aggregate indicators of State child abuse and neglect statistics, including data on reports, investigations, victims, and perpetrators.
- **Detailed Case Data Component (DCDC)**—a compilation of automated, case-level data that will allow for detailed analyses of State child abuse and neglect data. Pilot testing of the DCDC data collection instrument has been completed, and the DCDC is beginning to be phased in nationally. An analysis of the data from the first 10 participating States will be available in late 1995.

The two components of the NCANDS, the SDC and the DCDC, were designed through the active participation of State representatives and national experts in the field of child welfare information systems. The State representatives were instrumental in providing guidance about the status of child abuse and neglect information needs and capabilities, in participating in pilot testing the original SDC and DCDC instruments, and in supplying data in the operational phase of each component. A State Advisory Group (appendix A) was developed at the beginning of the design phase and continues to be a source of important ideas and recommendations as the NCANDS data collection process is refined for the SDC and as the DCDC moves from pilot testing to full implementation.

In the early stages of the design process, a review was conducted of State data systems and State child abuse and neglect policies, programs, and procedures related to the capabilities of States to collect and report child maltreatment data. During this process, and in subsequent discussions with representatives of the State Advisory Group, several factors have been identified that shape the collection of data in the NCANDS. These include the following:

- Child abuse and neglect data elements and data element definitions vary from State to State. These variations affect the collection and interpretation of national data. Working with State representatives, efforts were made to identify a core set of compatible data elements.
- Different State child abuse and neglect policies and programs, administrative structures, and designs of information systems influence the capacities of States to provide data in a standard format, whether in aggregate or at the case-level. Throughout the past 4 years, there have been several forums in which States have discussed these variations and shared plans for improving their data collection and reporting abilities. It is anticipated that improved child welfare information systems will lead to greater interstate consistency in reporting.
- The participation in national data reporting, either at the aggregate or case-level, is limited by resources in many States. State and Federal reporting requirements related to the provision of services to children and their families and limitations of staff to respond to these requirements constrain the ability of States to provide data within the necessary timeframes. The turnover of key staff in many departments also affects the States' capacities to provide data and affects the continuity of reporting from one year to the next.

Four years of data collection experience by the NCANDS technical team and the consultation of representatives of the State Advisory Group have led to improvements in data consistency, data collection methods, and data analysis. Many States have revised their data from earlier years in order to improve data consistency across the years.

1.3 SDC Data Collection Methods

In July 1994, SDC Data Collection Forms and a Glossary of the Summary Data Component (appendix B) were sent to the States. Technical assistance was provided at the request of the States. As the completed forms were received, they were reviewed for internal consistency, compatibility with prior year submissions, and substantive issues.

Written responses and data profiles for 1993 data were sent to the States, detailing areas that needed further clarification. In addition, multiyear data profiles were sent to the States. States were able to review and modify their 1993 data as well as their data for previous years. Clarifications of data element definitions or data collection processes were received from the States and are included in appendix C.

1.4 Data Analysis Process

After receiving the final data submissions by the States, data were entered into Microsoft Excel tables; descriptive statistics were used to analyze the aggregate data. In some instances, rates per unit of the population were calculated. To determine national figures for some important data items, estimates were computed for States that did not provide data for those data items. The procedures used in developing the rates and estimates are described in "Technical Notes to SDC Data Tables and Text" in section 3.

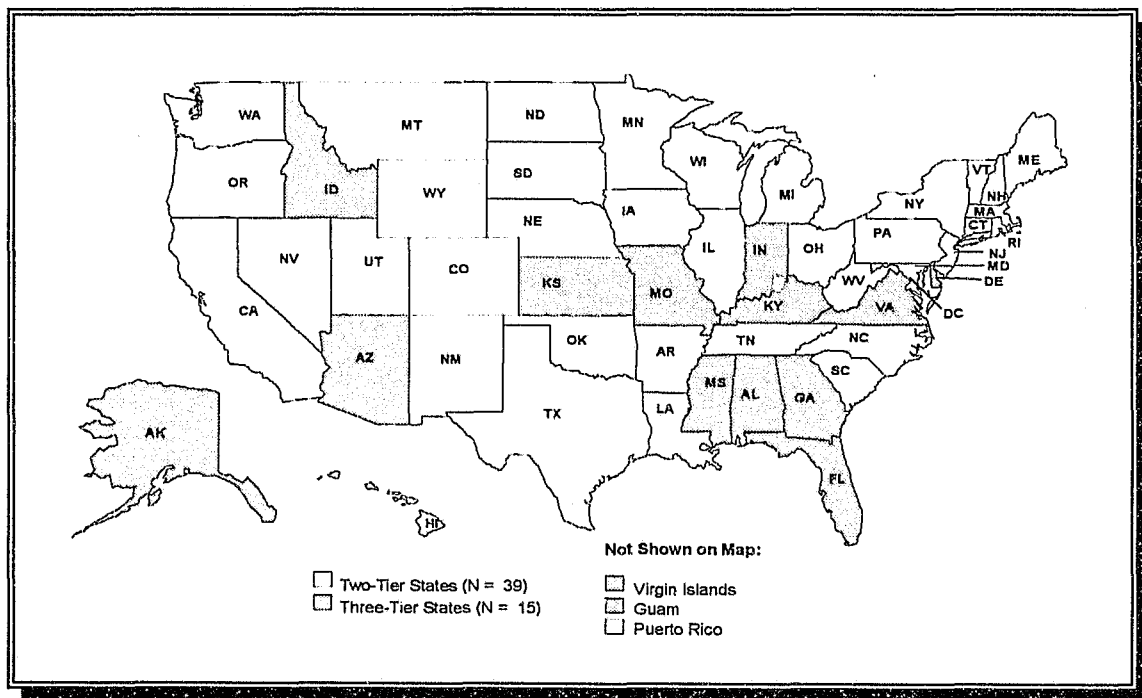
The following three issues affect data analysis and interpretation. Comparisons between States should be informed by these and other factors, including variations in States' child abuse and neglect laws and other policies that define how maltreatment is handled.

- **Duplicated and Unduplicated Counts of Children**—Many States have difficulty in counting a discrete, or unduplicated, number of children who are the alleged victims of more than one instance of abuse or neglect during the reporting year. Where feasible, estimating procedures were used to determine unduplicated counts of children who were the subjects of a report of alleged maltreatment.
- **Levels of Disposition of Child Maltreatment**—States vary according to whether a two-tier or three-tier level of disposition practice is used to confirm an allegation of child maltreatment. Thirty-nine States use a two-tier system, meaning that only the highest level of confirmation is used to make a disposition of child maltreatment. For purposes of this report, the highest level for these States is termed "substantiated," regardless of the terms that may be used within those States. The other level of disposition used in a two-tier State is "not substantiated."

Fifteen States use a three-tier system that, in addition to including the highest level of confirmation, "substantiated," also includes a category for instances in which the highest level could not be confirmed but for which there was sufficient reason to suspect that the child may have been maltreated or was at risk of maltreatment. For these States, the term used in this report is "indicated," regardless of the terms that may be used within those States. Thus, dispositions in three-tier States are categorized as "substantiated," "indicated," or "not substantiated or indicated." The map in figure 1-1 displays States that were classified as two-tier States and three-tier States.

- **Lack of Integration of Information Systems**—It is widely acknowledged that there is a lack of integration between child abuse and neglect data systems and other information systems, including foster care data systems, judicial data systems, and vital statistics data systems. The resulting gap in information inhibits the ability of the States to provide accurate, comprehensive data, especially with regard to services provided to victims and to child fatalities. Current initiatives by Federal and State governments regarding comprehensive child welfare information systems have the potential to greatly improve the quality and consistency of child maltreatment data.

Figure 1-1 Map of Two-Tier and Three-Tier States



Section 2 National Findings



This section of "Child Maltreatment 1993" presents the findings on the main data categories of the SDC: report data, investigation data, victim data, and perpetrator data. Also, a brief analysis of data from the Armed Services is provided.

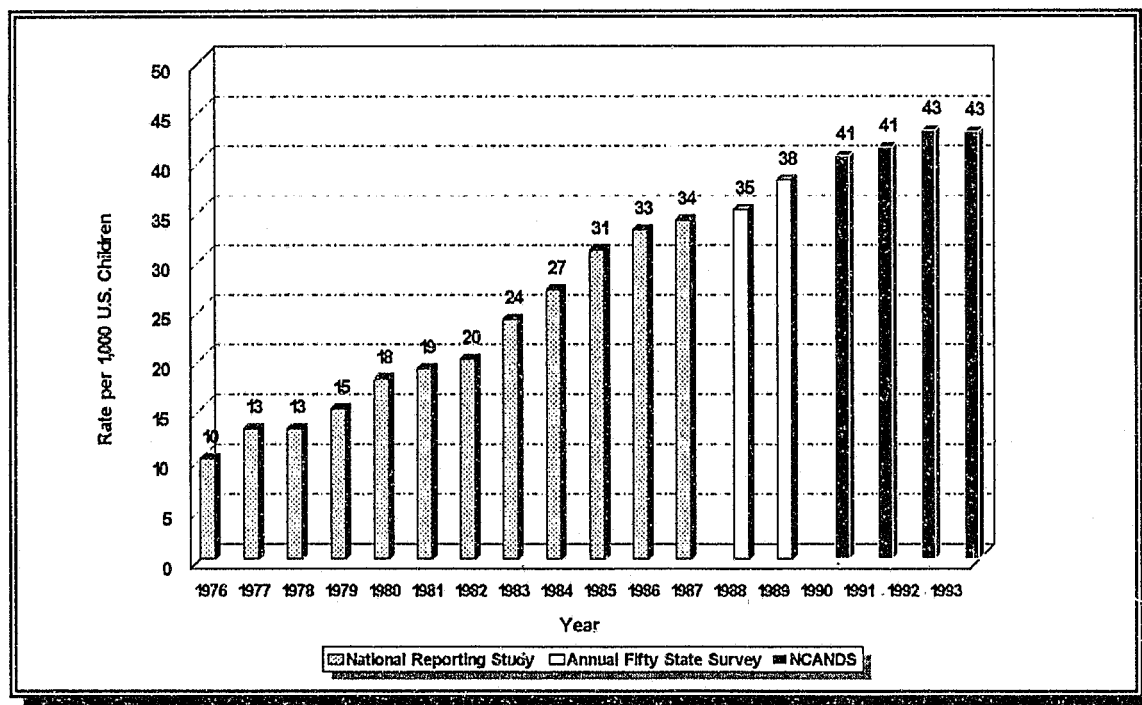
2.1 Report Data

Reports of Abuse and Neglect

Nationally, almost 2 million reports of child abuse and neglect were received by child protective service agencies and referred for investigation in 1993. States reported a duplicated count of 2.9 million children who were the subject of alleged maltreatment, meaning that children were counted each time there was a report of alleged abuse or neglect during the reporting year.

The trend in child reporting rates from 1976 to 1992 was one of steady growth. The reporting rate for 1993 is just under 43 per 1,000 children in the under-18 population, representing the first time since 1976 that the reporting rate has not increased. As seen in figure 2-1, there was

Figure 2-1 Trend in Child Reporting Rates



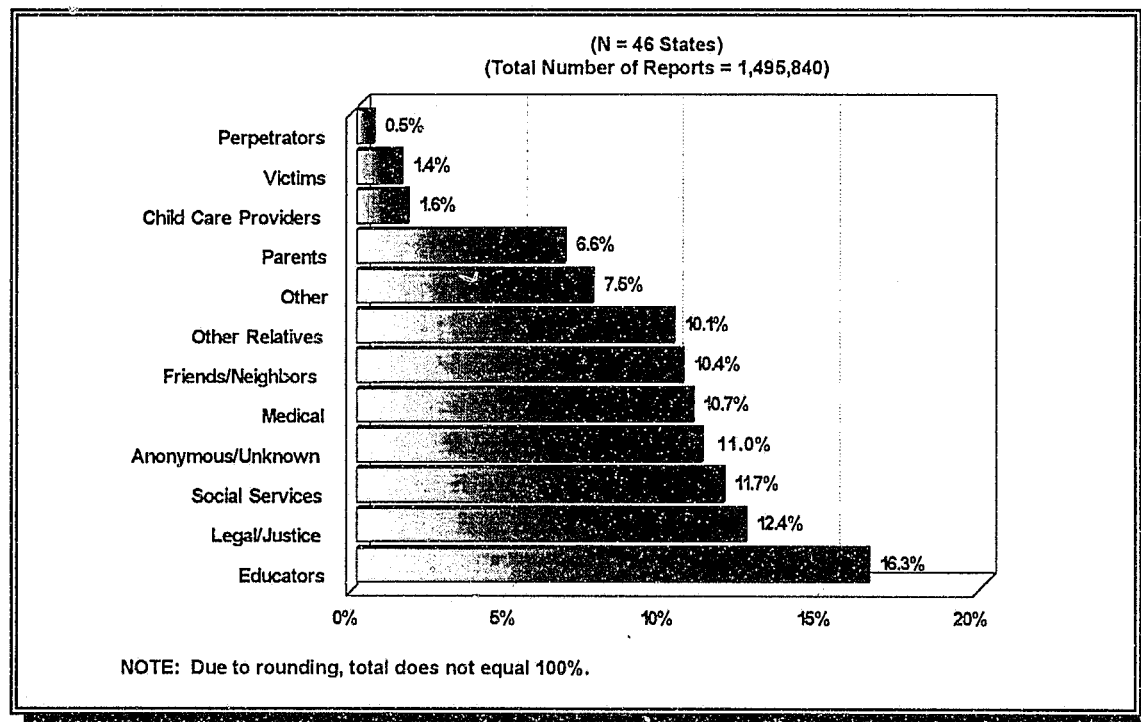
just over a 331-percent overall increase in the rate of reporting from 1976 to 1993. On average, there has been a 9-percent annual growth rate since 1976. However, the average annual rate of increase has declined over the past 5 years (1989–1993) to about 3 percent. By comparison, the average annual rate of increase for the prior 5-year period (1984–1988) was 7 percent.^{1, 2, 3, 4}

Several States provided both duplicated counts and unduplicated counts of children who were the subject of a report. It is estimated that an unduplicated count of 2.3 million children were the subject of one or more reports of alleged abuse or neglect in 1993.

Sources of Reports

As seen in figure 2-2, more than half (53 percent) of all reports come from professionals including educators, law enforcement and justice officials, medical professionals, social service professionals, and child care providers. Persons within the family of the victim (victims, parents, and other relatives) account for nearly one of every five (18 percent) reports. These percentages have remained consistent over the 4 years of collecting SDC data.

Figure 2-2 Sources of Reports



There has been remarkable consistency in the relative ranking of the various sources of reports over the 4 years of the SDC. No source of report changed its ranking relative to other sources more than one place between any 2-year span.

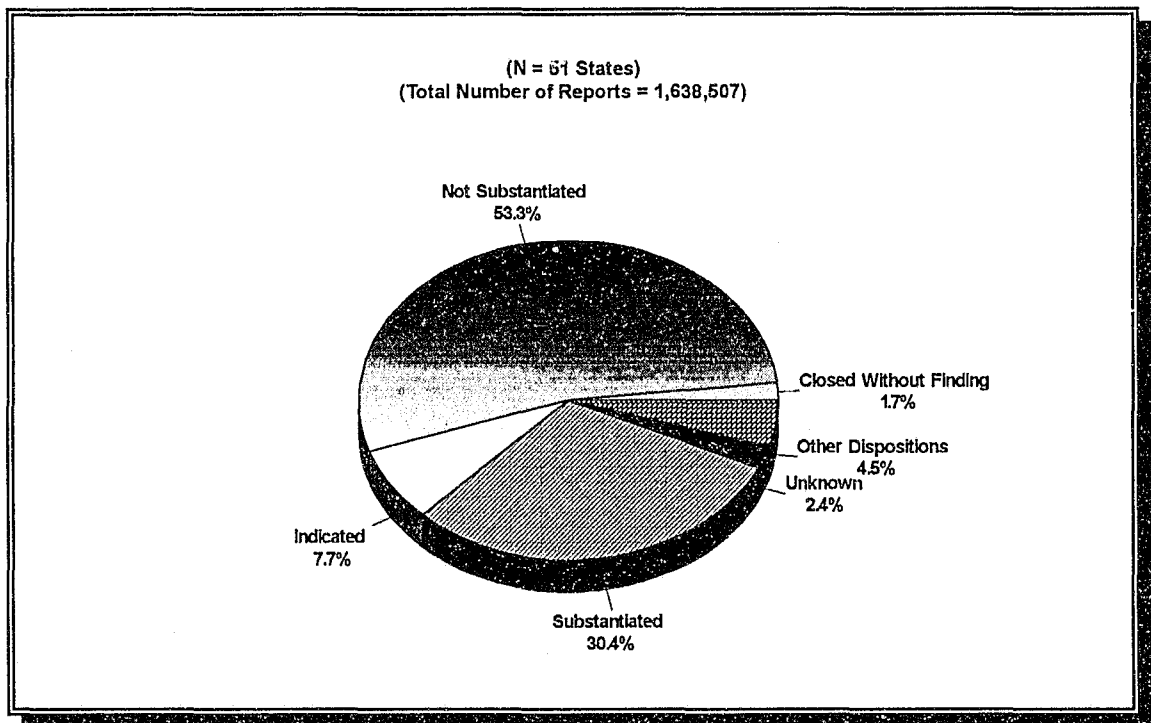
Nationally, educators have been the most frequent source in each of the 4 years of SDC collection. In 1993, educators were the most frequent source of reports in 20 States and the second most frequent source in 14 other States.

2.2 Investigation Data

Investigations of Reports

About 1.6 million investigations of alleged abuse or neglect were conducted in 1993. Figure 2-3 shows that about 38 percent of the investigations resulted in a disposition of either substantiated or indicated, a slightly smaller percentage than in 1992. Similar to previous years, just over half of all reported dispositions resulted in a finding of not substantiated or indicated. Intentionally false reports comprised about 6 percent of unsubstantiated dispositions in States able to collect these data.

Figure 2-3 Investigation Dispositions



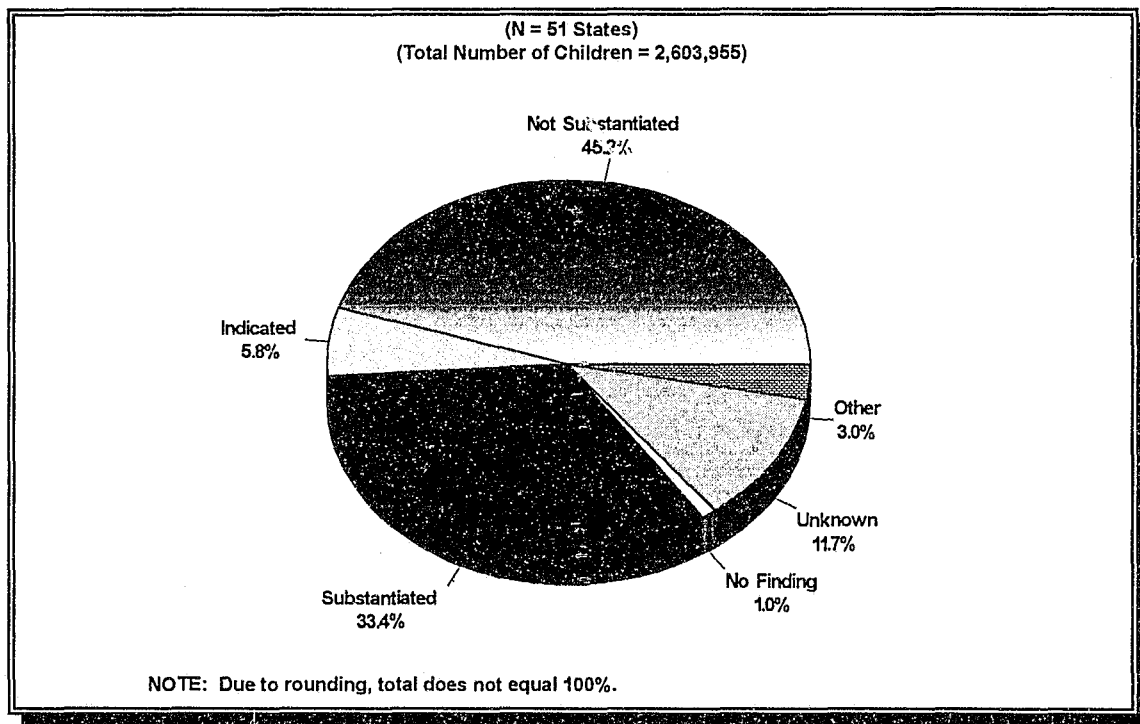
Investigations were reported as either closed without a finding or of unknown disposition for about 4 percent of all dispositions. These categories include situations in which families may have moved prior to the investigation being completed.

Almost 5 percent of investigation dispositions were classified as "other." Included in this category are investigations which States could not report in one of the above dispositions.

Child Victims of Maltreatment

For 1993, 1,018,692 children were determined to be victims of maltreatment. Figure 2-4 shows that about 39 percent of the children for whom a disposition was made were determined to be either substantiated or indicated victims of maltreatment, with 45 percent of the children not substantiated or indicated. Approximately 13 percent of the children had an investigation disposition resulting in either no finding or an unknown finding.

Figure 2-4 Children by Dispositions



For 3 percent of the children, a disposition of "other" was made. For some States, this category may include children for whom an assessment revealed that there was a risk of maltreatment or a need for voluntary services.

The determination of whether or not a child has been found to be maltreated is influenced by several factors, including State laws, policies, and definitions. To examine the implications of one distinction in State policies, an analysis was conducted comparing maltreatment dispositions and rates in States that use two tiers of dispositions (substantiated or unsubstantiated) and three tiers of dispositions (substantiated, indicated, or unsubstantiated).

Figure 2-5 shows that approximately 31 percent of children in two-tier States had an investigation that resulted in a finding of maltreatment, compared to 47 percent of children in three-tier States. Within three-tier States, child victims were rather evenly divided between substantiated and indicated dispositions.

Figure 2-5 Children by Major Dispositions

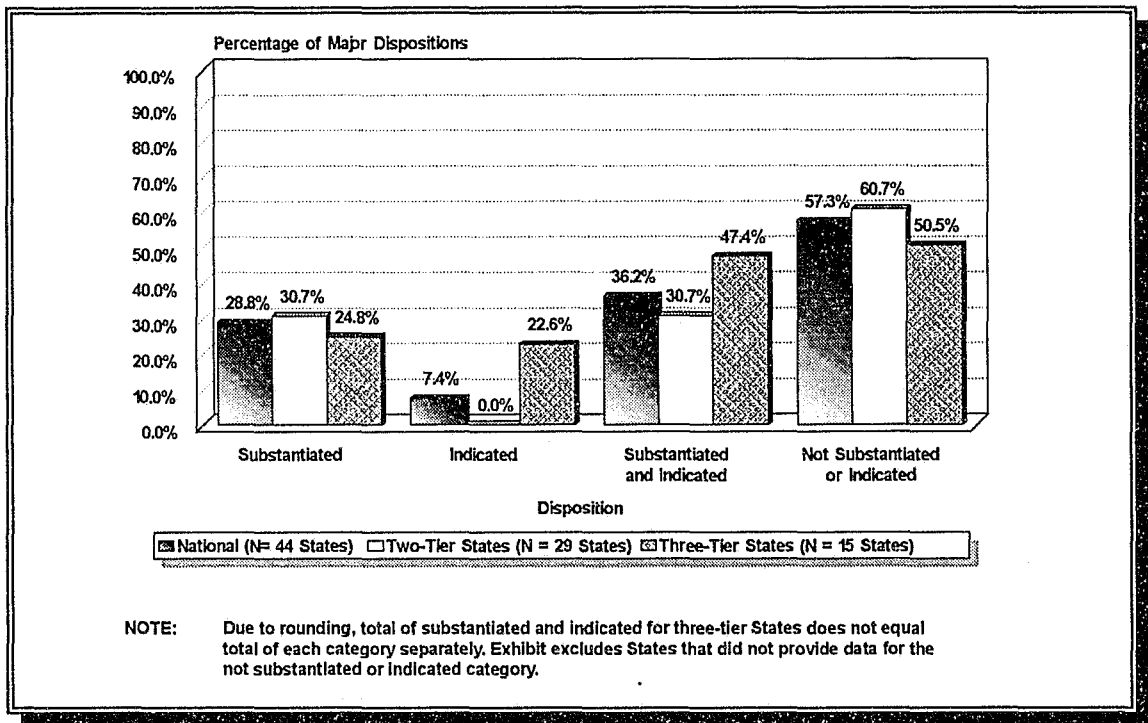
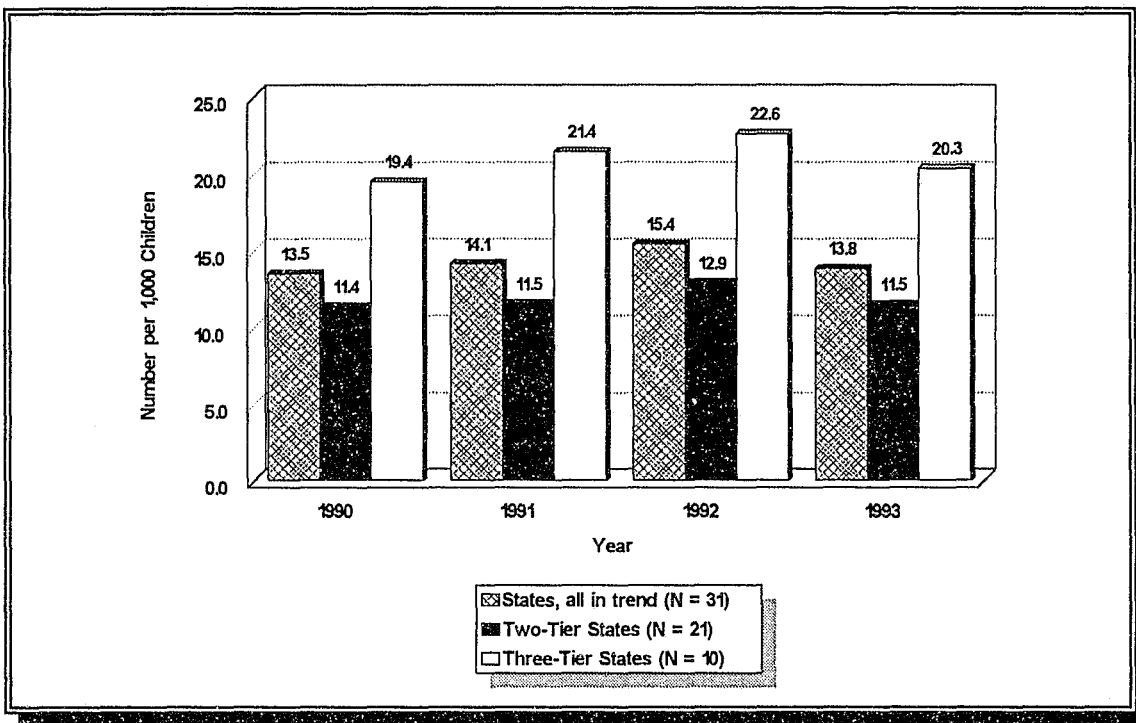


Figure 2-6 presents the combined rate of maltreatment, both substantiated and indicated, in the general population under 18 years of age in two-tier and three-tier States for the past 4 years. The rate of maltreatment in two-tier States has been just over half the rate for three-tier States over the 4 years. The general pattern of trends is similar for both two-tier and three-tier States. That is, the rate of maltreatment increased for both two-tier and three-tier States from 1990 through 1992 and then declined in roughly proportional percentages from 1992 to 1993. From the 1992 peak, there has been a drop of approximately 1.6 children per 1,000.

Figure 2-6 Rate of Maltreatment in Two-Tier and Three-Tier States

The rates of substantiated dispositions for children in two-tier States and rates of substantiated or indicated dispositions for children in three-tier States for the past 4 years are shown in figure 2-7. All rates declined slightly from 1992 to 1993. This finding may reflect a greater use of the "other" disposition, especially in two-tier States. Six States reported first-time data for "other" dispositions for children in 1993, all of which were two-tier States. Compared to 1992, more than three times as many children were reported by the States in 1993 with an "other" disposition. This may reflect a trend of States to reassess their roles with regard to families in certain cases of maltreatment or risk of maltreatment.

Types of Maltreatment

As seen in figure 2-8, nearly half of the victims of maltreatment suffered from neglect. This is more than double the percentage of victims who were physically abused (24 percent). About 14 percent of the victims were sexually abused. Medical neglect and emotional maltreatment were reported for about 7 percent of the victims. About 15 percent of victims were reported with other types of maltreatment, such as abandonment, congenital drug addiction, and threats to harm the child. These data are similar to those of the previous years of the SDC.

Figure 2-7 Rate of Dispositions in Two-Tier and Three-Tier States

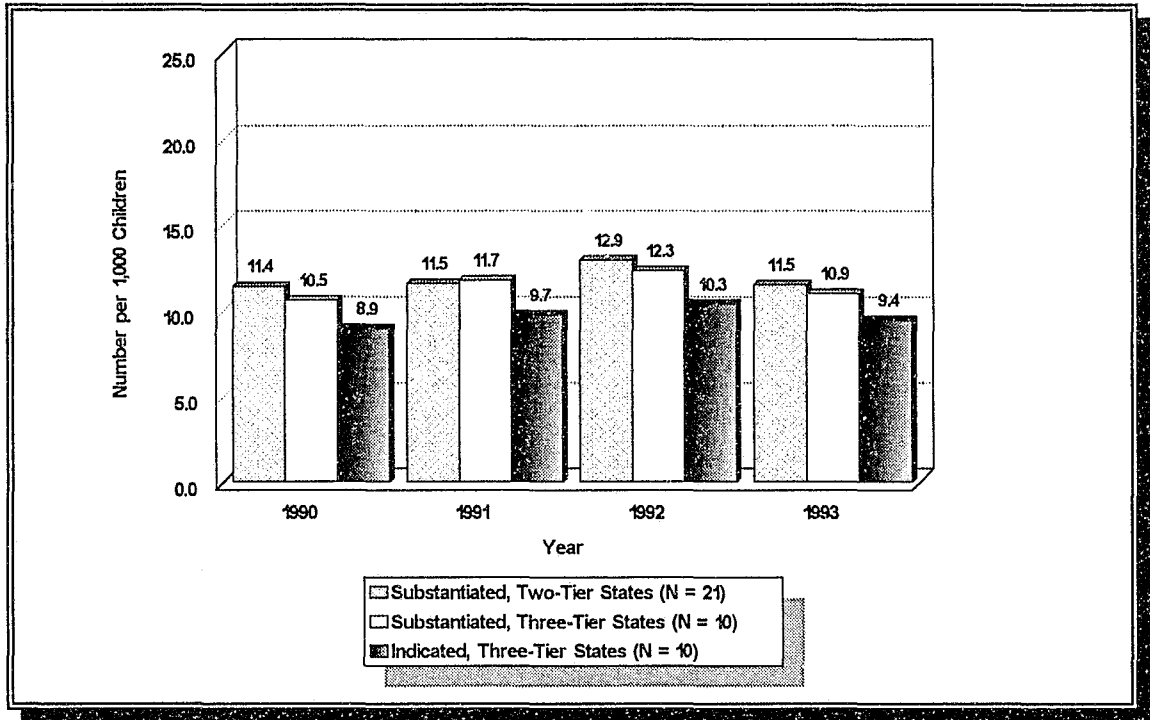


Figure 2-8 Victims by Type of Maltreatment

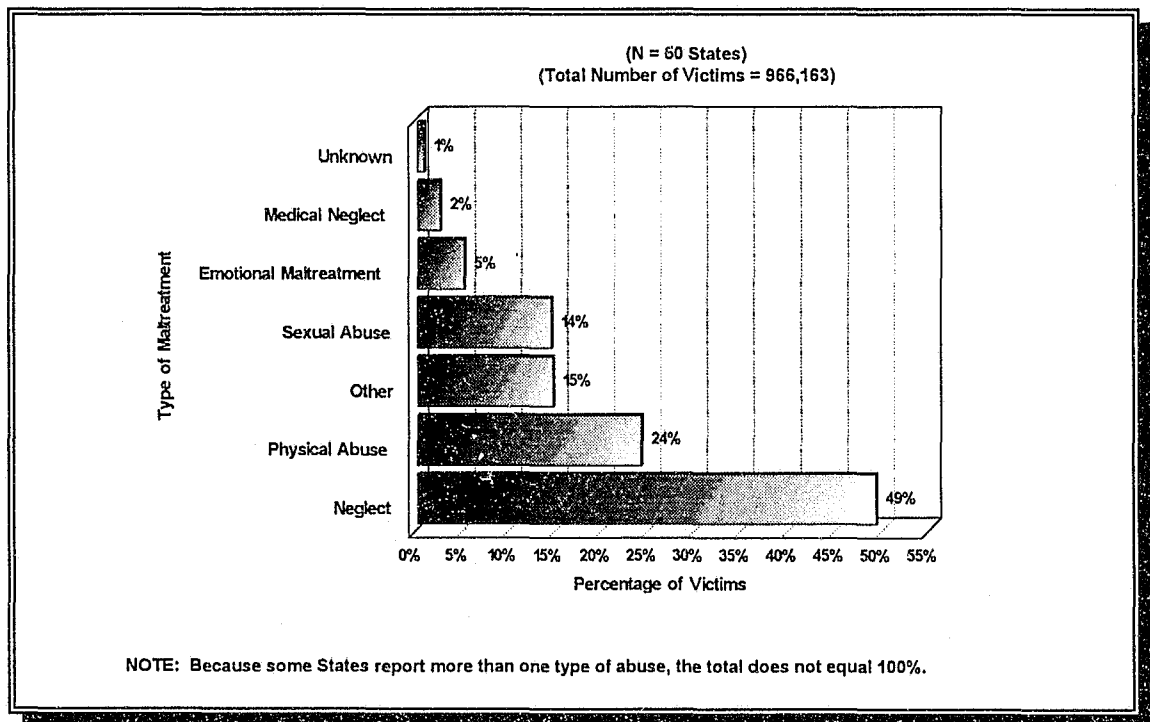
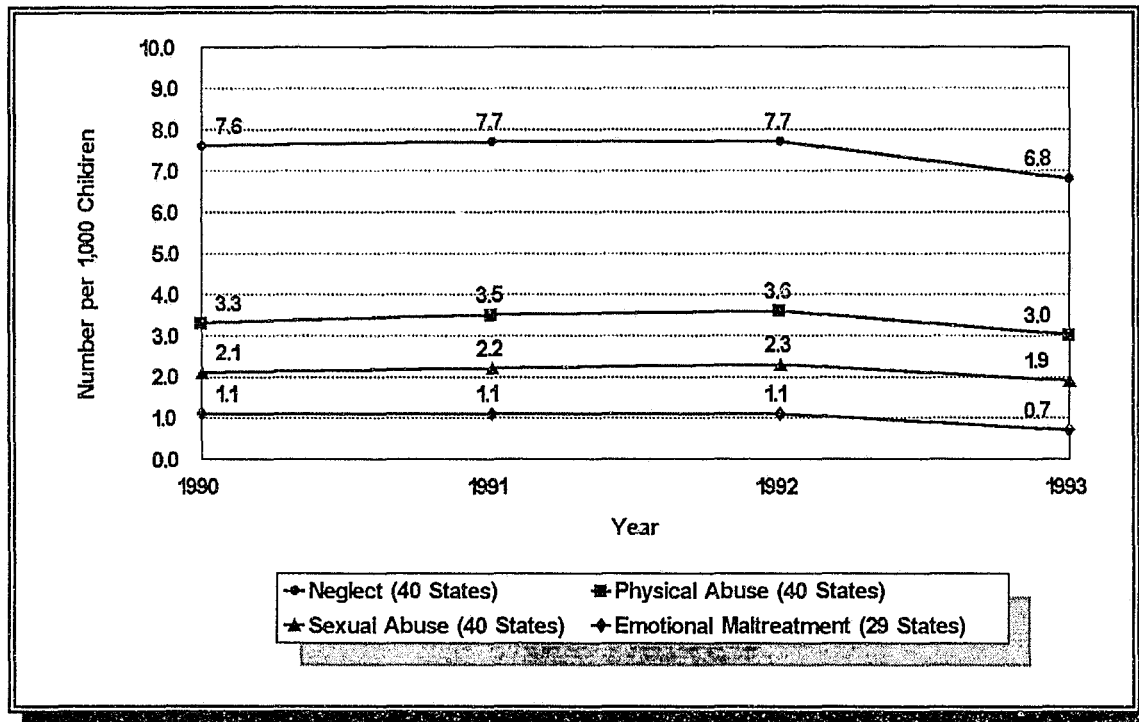


Figure 2-9 presents the 4-year trend in the rate of victims for four major types of maltreatment—neglect, physical abuse, sexual abuse, and emotional maltreatment. The 1993 rate is lower for each type of maltreatment than for any of the preceding 3 years. The difference in rates between types of maltreatment has remained relatively consistent over the 4 years of data collection in the SDC.

Figure 2-9 Victim Rates by Type of Maltreatment



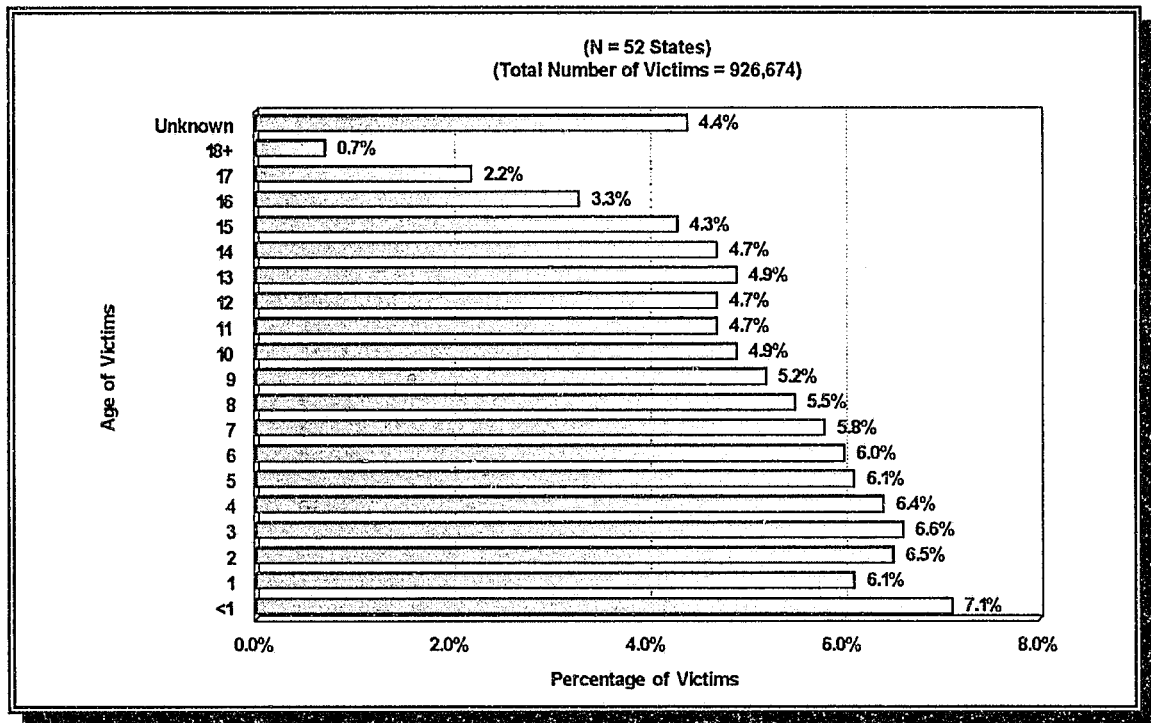
2.3 Victim Data

The SDC collects data on the characteristics of victims of substantiated or indicated maltreatment. These data items include age, sex, race/ethnicity, service actions, and deaths due to maltreatment.

Age of Victims

Figure 2-10 shows that, in general, the percentage of victims decreases as age increases. About 51 percent of victims were 7 years of age or younger, with just over 26 percent 3 years of age or younger. About one in five victims was a teenager (13–18 years old). Similar age profiles have been found for all 4 years of the SDC data collection.

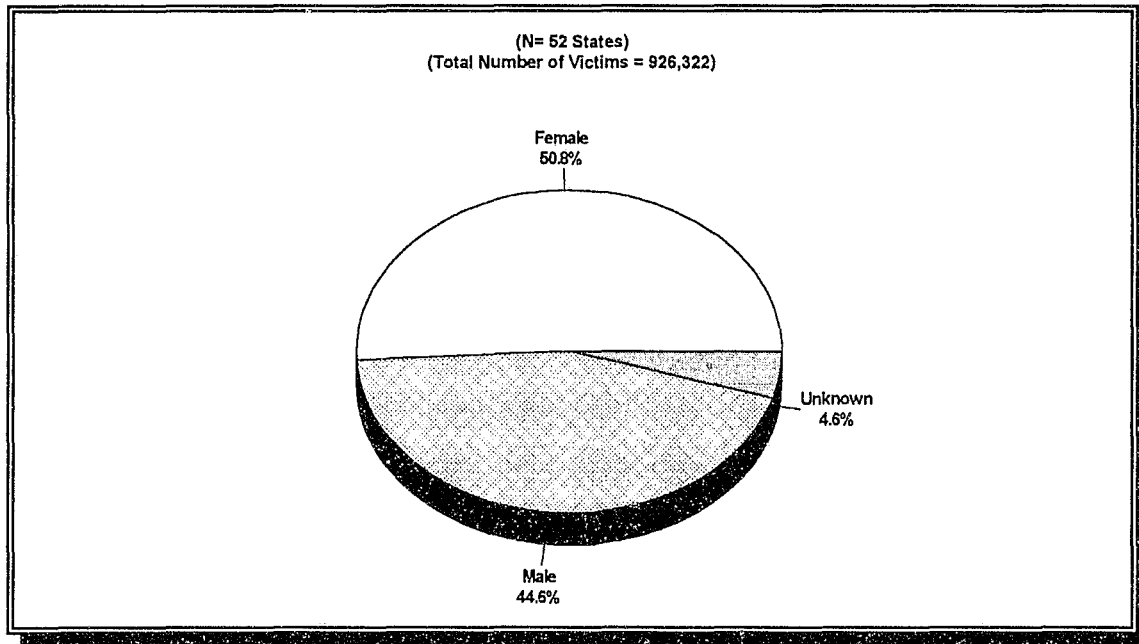
Figure 2-10 Age of Victims



Sex of Victims

As seen in figure 2-11, 51 percent of the victims were female, and 45 percent were male. The sex of 5 percent of the victims was not reported. The difference in percentage of female and male victims is similar to those in the previous 3 years of the SDC.

Because the SDC data are not case specific, it is not possible to determine if the sex and age of victims account for differences in other important maltreatment data items, such as types of maltreatment. However, such an analysis was presented in "Child Maltreatment 1992," using DCDC pilot test data.⁵ For cases involving neglect, it appears that age, not sex, is the important variable. Neglect decreases as age increases for both males and females. In cases of sexual abuse, the sex of the victim appears to be the important variable, with females twice as likely as males to be victims. For other types of maltreatment, both sex and age appear to be important factors. For example, for victims younger than 12, males are more likely than females to be physically abused, while for victims 12 and older, females are more likely than males to be physically abused.

Figure 2-11 Sex of Victims

Race/Ethnicity of Victims

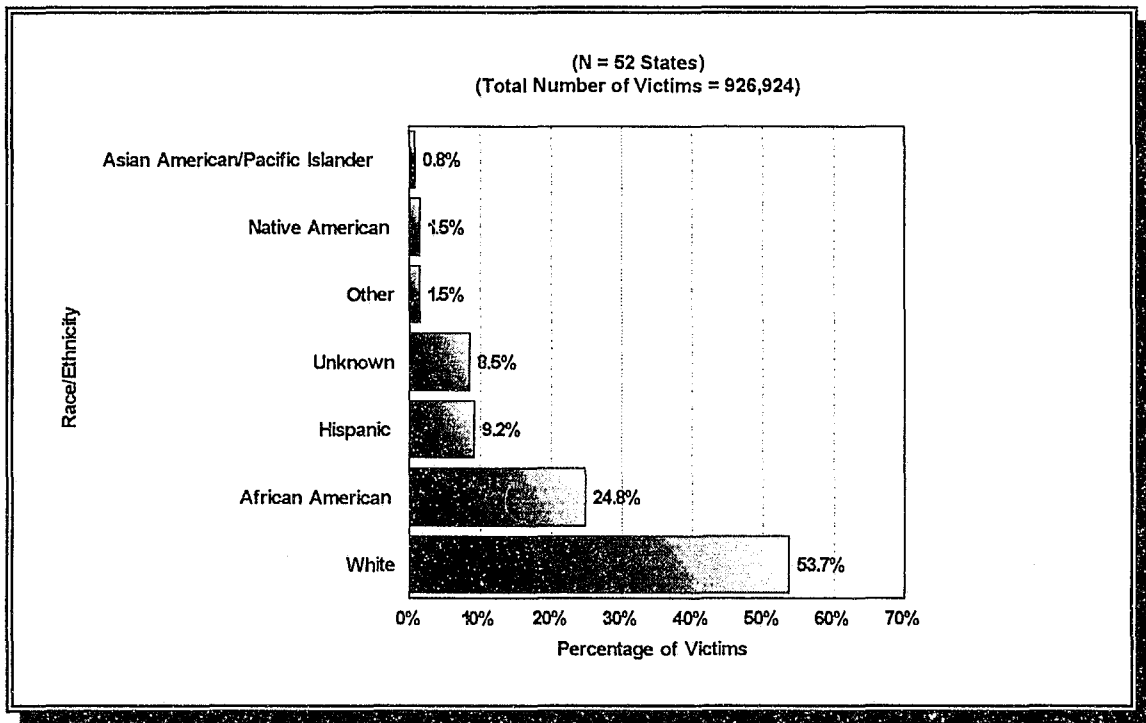
Following a pattern similar to that of previous years of collection of SDC data, figure 2-12 shows that 54 percent of the victims were White, 25 percent were African American, and about 9 percent were Hispanic. Native Americans comprised about 2 percent of victims, and about 2 percent of the victims were of other racial/ethnic backgrounds.

Victims Removed From the Home

Child protective services agencies reported that 120,843 victims were removed from their homes in 1993. This figure represents about 15 percent of all victims of maltreatment in the 36 states that reported. The number of children removed from their homes appears to be down somewhat from last year, when 131,250 children were removed from their homes. About half of the States reported increases, and half reported decreases in the number of victims removed from their homes. Most of the change appears to be attributable to a few States that had large decreases.

Court Actions

Twenty-eight States reported that approximately 85,000 court actions were initiated in 1993. About 17 percent of victims whose maltreatment had been substantiated or indicated were referred for court action, a percentage equal to that of 1992.

Figure 2-12 Race/Ethnicity of Victims

For many States, tracking and determining a count of various court actions for victims remains difficult. Often, information systems that cover judicial actions are not integrated with the information system of the child protective services agency.

Victims and Families Receiving Additional Services

As reported by 23 jurisdictions, 272,398 families and 455,791 child victims received additional services in 1993. The number of victims receiving additional services is up from 364,568 in 1992, with most of this increase attributable to first-time reporting of data about additional services by the largest State, California. About 74 percent of all child victims of maltreatment in the reporting States received additional services.

The collection of data about the number of children and families who receive additional services continues to be difficult for most States. More than half of the States did not provide these data, and only 13 States were able to provide data for both victims and families. Often, data about reports of maltreatment and data about the provision of services are contained in different and unlinked information systems. However, it is likely that data collection about families and victims who receive services will improve as States implement new child welfare information systems.

Child Fatalities

In general, data reported by the States reflect the deaths of children or their siblings who were known to the child protective service agency as active or past clients of the agency at the time of the death. Forty-six States reported that 1,028 child victims died due to maltreatment in 1993, compared to 1,046 child deaths reported by 43 States in 1992. The rate of child fatalities in the reporting States in 1993 was 1.62 per 100,000 in the general population under 18 years of age.

The aggregate data collected by the SDC do not permit a breakdown of the ages of children who died as a result of maltreatment. However, a study conducted in Illinois of child death victims, from 1989 through 1993, found that half were younger than 1 year old. Over 70 percent were children younger than 2.⁶

Some States have undertaken new initiatives to improve their ability to determine child maltreatment deaths. For example, Idaho recently completed a study of child fatalities that led to the targeting of services to families with young children considered to be at high risk.⁷ West Virginia recently passed legislation that requires members of county-based teams to review cases of accidental child death and death of children in State custody. Further legislation has been recommended that will establish a State-level child fatality review team.⁸

Although many States have established child death review committees, collecting and reporting comprehensive, accurate data about child fatalities remains difficult. Coordination among various systems, including medical, judicial, and social service systems, will be required to achieve improved data collection and reporting about child fatalities.

2.4 Perpetrator Data

Based on data from 40 reporting States, nearly 9 out of every 10 perpetrators of child maltreatment investigated by a child protective services agency are either a parent or other relative of the victim. Parents account for 77 percent of perpetrators, and other relatives account for 12 percent of perpetrators. People who are in a noncaretaking relationship to child victims comprise only 5 percent of perpetrators. These percentages have remained relatively stable over the 4 years of SDC data collection.

Currently, most State information systems count perpetrator relationships by the occurrence of maltreatment. However, 11 States are able to provide additional data on the unduplicated number of perpetrators. For these States, the unduplicated number of perpetrators was 55 percent of the duplicated number of perpetrators, suggesting that there may be a significant number of perpetrators who are involved in multiple acts of child maltreatment.

2.5 Armed Services Data


The Armed Services provided data on the same SDC Data Collection Form as did the States. Reports for the major branches of the Armed Services, the Air Force, the Army, the Marines and the Navy, were combined in the data tables. The data are identified as applying to reports of maltreatment that occurred within the 50 States (CONUS) or overseas (OCONUS). Personnel in the Family Advocacy Program are required by instruction to report all cases of child maltreatment to the State child abuse registry in the States where they reside. Therefore, the data from the Armed Services have not been added to the national totals.

There were 19,237 child-based reports of abuse and neglect during 1993 that occurred within the United States (CONUS) or overseas (OCONUS). More than 50 percent of the sources of reports were either social services personnel (18 percent), medical personnel (17 percent), or legal/justice personnel (17 percent). No data were provided about reports from educational personnel, friends, or other relatives.

Approximately 54 percent of the alleged victims were found to have been maltreated. The most frequent type of maltreatment was physical abuse (36 percent), followed by neglect (32 percent). About 17 percent of the child victims were determined to have been sexually abused. Nearly all perpetrators of maltreatment were parents or other relatives (97 percent).

More than 55 percent of the victims were 7 years of age or younger, with 28 percent being 3 years of age or younger. Just over half of the victims were female. Almost two-thirds of the victims were White, and more than one-fourth were African American. There were 38 deaths due to abuse or neglect reported for 1993.

Section 3 1993 SDC Data



This section contains three parts. The first part presents the 1993 data tables for the 15 data items of the SDC. The data tables are followed by a checklist of the responses from each State to each of the data items. The third part is composed of technical notes to the data tables and text.

3.1 Data Tables

The data tables are divided into five sections.

- **Section I: Background**—This section presents the estimated population of children under 18 years of age for each State.
- **Section II: Report Data**—This section contains the number of reports of alleged child abuse or neglect, the number of children who were subject of a report, and the number of reports by source.
- **Section III: Investigation Data**—This section includes the number of investigations by disposition, the number of children and families who were the subject of an investigation, and the number of children by disposition of the investigation.
- **Section IV: Victim Data**—This section includes the number of victims by type of maltreatment, age, sex, and race/ethnicity. It also includes data about the number of victims removed from the home, the number of victims for whom court action was initiated, the number of victims and families receiving additional services, and the number of victims who died as a result of maltreatment.
- **Section V: Perpetrator Data**—This section presents data on the number of perpetrators of maltreatment by their relationship to the child victims.

Section I-Background		Section II-Report Data				
		1. Number of Reports			2. Number of Children Subject of a Report	
State/Territory	Population Under 18 (Estimated)	Calendar Year/ Fiscal Year	Child Based	Incident/ Family Based	Number Children	Duplicated/ Unduplicated/ Estimated
Alabama	1,077,000	CY		26,758	40,388	D
Alaska	189,000	FY	9,920		9,920	D
Arizona	1,070,000	CY		29,747	51,068	D
Arkansas	635,000	CY		17,489	25,624	D
California	8,594,000	CY		342,537	455,526	D
Colorado	938,000	CY		33,287	52,257	E
Connecticut	775,000	FY		17,871	27,710	D
Delaware	175,000	CY		5,386	9,635	D
District of Columbia	115,000	CY		5,669	12,773	D
Florida	3,169,000	CY		105,468	161,686	D
Georgia	1,841,000	CY		52,519	85,118	D
Guam	46,894	FY	988		988	U
Hawaii	299,000	CY	5,412		5,412	D
Idaho	333,000	CY		12,494	24,759	D
Illinois	3,068,000	CY		72,101	126,960	D
Indiana	1,469,000	CY		40,263	59,481	D
Iowa	734,000	CY		20,866	30,776	D
Kansas	684,000	FY	24,797		24,797	D
Kentucky	971,000	FY		36,901	57,706	D
Louisiana	1,243,000	CY		27,218	46,170	D
Maine	307,000	CY		4,286	9,567	D
Maryland	1,241,000	CY		29,412	46,174	E
Massachusetts	1,393,000	CY		31,833	51,941	D
Michigan	2,506,000	FY		53,302	126,601	D
Minnesota	1,228,000	CY		17,427	26,778	D
Mississippi	758,000	CY		17,606	27,568	D
Missouri	1,363,000	CY		52,268	85,323	D
Montana	232,000	CY		9,005	13,713	U
Nebraska	439,000	CY		8,439	17,481	D
Nevada	352,000	CY		12,568	19,730	E
New Hampshire	283,000	CY		6,225	7,234	D
New Jersey	1,896,000	CY	65,102		65,102	D
New Mexico	481,000	FY	24,984		24,984	D
New York	4,468,000	CY		139,468	230,916	D
North Carolina	1,704,000	CY		58,376	92,739	D
North Dakota	172,000	CY		4,884	8,252	D
Ohio	2,859,000	CY		93,144	147,106	D
Oklahoma	869,000	FY	26,349		26,349	D
Oregon	782,000	CY		25,227	39,604	E
Pennsylvania	2,872,000	CY	24,909		24,909	D
Puerto Rico	1,154,249	FY		20,173	45,038	D
Rhode Island	235,000	CY		8,278	13,065	D
South Carolina	952,000	FY		21,227	40,147	D
South Dakota	208,000	FY	10,284		10,284	D
Tennessee	1,269,000	CY	32,739		32,739	D
Texas	5,183,000	CY		110,973	177,328	D
Utah	665,000	CY		16,168	27,485	D
Vermont	144,000	CY		2,732	3,190	D
Virginia	1,588,000	CY		36,257	55,937	D
Virgin Islands	35,427	CY		185	294	U
Washington	1,393,000	CY		40,075	55,689	D
West Virginia	434,000	FY		12,932	20,302	E
Wisconsin	1,342,000	CY	49,152		49,152	D
Wyoming	138,000	FY		3,908	5,080	D
National Total	68,371,570		274,636	1,682,952	2,936,554	
No. Reporting			11	43	54	
Armed Svcs—CONUS	1,337,766	CY	15,908		15,760	
Armed Svcs—OCONUS	361,092	CY	3,329		3,350	

Estimated numbers are in bold

Section II-Report Data							
3. Reports by Source							
State/Territory	Social Services	Medical	Legal/Justice	Education	Child Care Providers	Victims	Parents
Alabama	2,663	2,385	3,573	4,021	299	447	3,331
Alaska	1,271	932	1,161	1,818	178	345	
Arizona	3,894	3,806	4,772	5,192	530		1,678
Arkansas	1,830	2,062	1,375	2,695	418	559	2,114
California							
Colorado							
Connecticut	1,230	3,213	2,605	3,727	161	195	1,401
Delaware	348	507	690	742	84	157	866
District of Columbia	707	696	1,132	396	21	99	366
Florida	14,756	9,853	11,843	12,620	1,123	1,841	9,524
Georgia	7,044	4,870	8,493	9,762	454		5,147
Guam							
Hawaii	693	740	553	804	29	46	223
Idaho	1,603	759	1,508	2,244	213	310	1,783
Illinois	11,363	12,860	8,748	9,838	812	408	5,625
Indiana	2,389	2,747	2,961	4,223	408	467	2,510
Iowa	3,415	1,996	2,052	3,148			
Kansas							
Kentucky	3,376	2,612	4,402	5,183	646	957	4,071
Louisiana	5,776	3,359	5,560	5,549			
Maine	587	751	489	977	82	111	111
Maryland							
Massachusetts	5,593	7,308	7,401	5,951	979	516	2,771
Michigan	10,371	3,250	5,730	9,074	1,217	534	4,218
Minnesota	1,399	2,883	3,090	2,869	1,062	853	2,140
Mississippi	1,331	2,079	2,082	2,843	133	262	901
Missouri	5,367	4,803	5,013	5,375	666		
Montana	550	619	1,109	1,545	408	199	817
Nebraska	486	580	1,317	1,196	309	260	594
Nevada	864	1,073	2,640	2,540	193	171	972
New Hampshire	801	828	797	1,236	124	59	
New Jersey	4,729	8,854	8,986	12,688	2,161	1,083	5,075
New Mexico	1,421	2,453	4,541	4,649	227	305	2,369
New York	16,868	21,301	14,877	28,763	936		
North Carolina	7,728	4,797	4,541	9,099	969	778	4,922
North Dakota	988	245	741	820	114	54	576
Ohio	11,458	6,325	11,229	12,542	1,700	1,618	
Oklahoma	729	703	1,726	1,337	105	133	811
Oregon	1,857	1,886	5,561	4,372	536	1,608	870
Pennsylvania	3,538	4,359	1,680	5,385	985	882	2,844
Puerto Rico							
Rhode Island	1,526	1,047	903	1,291	213	823	1,046
South Carolina	2,013	2,559	2,147	3,693	308	378	1,984
South Dakota	385	938	2,275	1,752	197	177	816
Tennessee	1,548	3,023	4,592	3,742	569	846	3,898
Texas	10,706	11,389	12,079	23,173	1,776	1,082	9,837
Utah	1,720	1,285	2,426	1,959	232	196	
Vermont	365	185	391	671	159	112	438
Virginia	1,902	4,488	4,258	7,385	479	565	3,334
Virgin Islands	15	21	9	31	3	6	22
Washington	6,969	3,570	3,745	7,164	1,074	274	3,772
West Virginia							
Wisconsin	8,582	2,617	7,812	7,347	830	748	5,566
Wyoming							
National Total	174,754	159,616	185,615	243,431	24,122	20,464	99,343
No. Reporting	46	46	46	46	44	40	38
Armed Svcs—CONUS	2,724	2,266	1,963			133	
Armed Svcs—OCONUS	69	275	659			28	

Section II-Report Data (Continued)						
3. Reports by Source (Continued)						
State/Territory	Other Relatives	Friends/Neighbors	Perpetrators	Other	Anonymous Reporters	TOTAL
Alabama	3,483	1,360		2,437	2,759	26,758
Alaska	1,380	1,526		409	900	9,920
Arizona	2,218	3,065	795	1,309	2,488	29,747
Arkansas	2,086	2,835		65	1,691	17,730
California						
Colorado						
Connecticut	1,117	506		993	2,729	17,877
Delaware	486	492	164	322	528	5,386
District of Columbia	1,097	612		18	525	5,669
Florida	9,734	12,172	564	4,898	16,540	105,468
Georgia	7,392	5,878		1,770	4,714	55,524
Guam						
Hawaii	257	238	2	217	1,610	5,412
Idaho	948	1,680		497	870	12,415
Illinois	7,529	4,261		2,163	8,494	72,101
Indiana	1,177	1,262	27	1,244	1,161	20,576
Iowa				7,780	2,475	20,866
Kansas						
Kentucky	4,403	4,116			7,135	36,901
Louisiana		16,418		1,232	5,162	43,056
Maine	349	351		120	358	4,286
Maryland						
Massachusetts	2,745	5,422		4,095	9,160	51,941
Michigan	5,684	6,112		2,422	4,690	53,302
Minnesota	1,343	1,062	302	644	757	18,404
Mississippi	3,008	1,316		1,255	2,396	17,606
Missouri				26,167	6,027	53,418
Montana	638	903		2,217		9,005
Nebraska	683	887	280	267	1,580	8,439
Nevada	833	1,821		762	699	12,568
New Hampshire	835	444		395	687	6,206
New Jersey	4,758	7,029			9,739	65,102
New Mexico	1,913	3,221		85	3,802	24,986
New York	21,500	7,907		11,555	15,761	139,468
North Carolina	8,256	9,255			8,031	58,376
North Dakota	312	405	5	335	289	4,884
Ohio	16,559	10,803	3,355	8,711	8,844	93,144
Oklahoma	922	1,521		372		8,359
Oregon	1,420	2,101		3,480	1,536	25,227
Pennsylvania	1,460	1,347	87	1,391	951	24,909
Puerto Rico						
Rhode Island	732	1,495		390	732	10,198
South Carolina	2,118	2,097	46	656	3,248	21,247
South Dakota	1,390	966		899	789	10,284
Tennessee	4,492	4,585	178	1,758	3,579	32,810
Texas	12,305	12,514		8,654	7,458	110,973
Utah	3,088	2,012	114	2,270	866	16,168
Vermont	163	100	25	59	64	2,732
Virginia	2,981	4,014	535	1,945	4,371	36,257
Virgin Islands	25	33		2	34	201
Washington	2,921	4,753	62	2,521	3,250	40,075
West Virginia						
Wisconsin	4,068	4,472	157	3,137	4,523	49,859
Wyoming						
National Total	150,508	155,369	6,698	111,918	164,002	1,495,840
No. Reporting	43	44	17	43	44	46
Armed Svcs—CONUS			220	4,083	1,364	12,753
Armed Svcs—OCONUS			31	924	404	2,390

Section III—Investigation Data								
4. Investigation by Disposition								
State/Territory	Number Substan.	Number Indicated	Number Not Substan.	Number Intentionally False	Number Closed w/o Finding	Number Other Dispositions	Number Unknown Dispositions	TOTAL
Alabama	11,102	1,989	12,156		1,313	260		26,820
Alaska	4,486	4,405	754		50			9,695
Arizona	13,460	4,390	7,778				1,030	26,658
Arkansas	5,302		10,732		1,133		7	17,174
California								
Colorado	6,141						27,146	33,287
Connecticut	11,822		4,630				1,419	17,871
Delaware	1,963	237	2,922		280			5,402
District of Columbia	1,469		3,140				1,060	5,669
Florida	11,049	36,772	49,539	6,147		1,627		98,987
Georgia	16,664	17,143	17,434					51,241
Guam								
Hawaii	2,464		2,089	218				4,553
Idaho	10,481	1,910	1,159		7,407	5	1,566	22,528
Illinois	24,474		46,159	601			1,468	72,101
Indiana	14,887	14,249	30,345					59,481
Iowa	6,386		12,537			1,943		20,866
Kansas	2,749	9,578	12,470					24,797
Kentucky	16,613	9,937	37,688		1,157			65,395
Louisiana	8,878		16,803			772		26,453
Maine	2,324		1,921					4,245
Maryland	9,033		20,379					29,412
Massachusetts	14,734		13,986					28,720
Michigan	11,484		41,111		708			53,303
Minnesota	6,683		10,741				3	17,427
Mississippi	5,458	170	11,978					17,606
Missouri	10,776	4,487	30,394		998	398	1,139	48,192
Montana	3,170		5,835					9,005
Nebraska	3,374		4,834		231			8,439
Nevada	4,408		6,219		1,941			12,568
New Hampshire	619		3,863		380			4,862
New Jersey	10,510		20,796			33,796		65,102
New Mexico	6,880		17,101		1,003			24,984
New York	36,932		104,599					141,531
North Carolina	18,292		40,084					58,376
North Dakota	2,225		2,659					4,884
Ohio	19,060	18,403	52,390				3,291	93,144
Oklahoma	8,359		13,764			4,226		26,349
Oregon	7,015		6,730			11,482		25,227
Pennsylvania	7,814		17,062		33			24,909
Puerto Rico	3,871		10,715			4,701		19,287
Rhode Island	2,881		5,268		123			8,272
South Carolina	6,669		14,173				385	21,227
South Dakota	2,368		7,916					10,284
Tennessee	12,136		20,603					32,739
Texas	36,782		55,859		4,692	13,640		110,973
Utah	6,646		9,055		467			16,168
Vermont	1,214		1,463	23	32		23	2,732
Virginia	6,431	3,025	25,172	911	1,573			36,201
Virgin Islands	107	20	99	3				226
Washington	38,582		1,493					40,075
West Virginia								
Wisconsin	19,189		26,063		3,900			49,152
Wyoming	1,309		1,777			822		3,908
National Total	497,725	126,715	874,437	7,903	27,421	73,672	38,537	1,638,507
No. Reporting	51	15	50	6	19	12	12	51
Armed Svcs—CONUS	8,905		7,120					16,025
Armed Svcs—OCONUS	1,877		1,555		83			3,515

Section III—Investigation Data										
5. Children and Families Subject of Investigation				6. Children by Disposition						
State/Territory	(D) (U) (E)	Number Children	Number Families	Number Substan.	Number Indicated	Number Not Substan.	Number No Finding	Number Other	Number Unknown	TOTAL
Alabama	D	40,645	26,820	16,380	2,750	19,290	1,936	289		40,645
Alaska	U	7,555	4,127	3,442	3,475	601	37			7,555
Arizona	D	45,716	26,658	23,469	7,260	13,206			1,781	45,716
Arkansas	U	34,780	18,998	10,336		19,257	2,020	3,167		34,780
California	D	455,526	248,819	161,612					293,914	455,526
Colorado	D			7,892						7,892
Connecticut	D	32,717	17,871	23,069		4,710				27,779
Delaware	D	9,860	5,386	2,242	29	160	18			2,449
District of Columbia	D	10,234	4,609	3,327		6,907			2,539	12,773
Florida	D	165,515	50,034	20,148	61,834	81,179		2,354		165,515
Georgia	D	85,118	52,519	27,748	27,768	29,602				85,118
Guam	U	988	656	613	66	375				1,054
Hawaii	U	4,068	2,726	2,297		1,771				4,068
Idaho	D	21,135	10,481	4,314	2,578	14,234		9	3,107	24,242
Illinois	D	126,960	72,101	43,519		80,628			2,813	126,960
Indiana	D	59,481	40,263	14,887	14,249	30,345				59,481
Iowa	D	30,776	20,866	8,834		19,335		2,607		30,776
Kansas	D	24,797	24,120	2,749	9,578	12,470				24,797
Kentucky	D	57,706	36,901	15,777	9,505	34,132	1,081			60,495
Louisiana	D	46,179	26,453	15,253		30,917				46,170
Maine	D	7,772	4,245	4,955		2,492	2,746			10,193
Maryland	D	53,846	29,412							
Massachusetts	D	47,587	28,720	24,186		23,401				47,587
Michigan	D	126,601	53,302	19,522		107,079				126,601
Minnesota	D	26,778	14,627	10,535		16,238			5	26,778
Mississippi	D	27,567	17,606	8,546	266	18,755				27,567
Missouri	U	56,666	30,952	14,292	6,180	40,781	754	487	58	62,552
Montana	U/D	13,713	9,005	4,827		8,886				13,713
Nebraska	D	17,481	8,439	5,726						5,726
Nevada	D			7,085						7,085
New Hampshire	D	7,234	3,951	928		5,759	540		7	7,234
New Jersey	D	65,102	35,560	10,510		20,796		33,796		65,102
New Mexico	D	24,984	13,647	6,880		17,101	1,003			24,984
New York	D	230,916	121,044	59,311		171,605				230,916
North Carolina	D	92,739	50,656	29,809		62,930				92,739
North Dakota	D	8,252	4,884	4,010		4,242				8,252
Ohio	U			51,850						51,850
Oklahoma	D	26,349	14,392	8,359		13,764		4,226		26,349
Oregon	D	46,184	25,227							
Pennsylvania	D	24,909	13,606	7,814		16,977	85	33		24,909
Puerto Rico	U	44,868	19,287	9,880		24,744		10,244		44,868
Rhode Island	U	9,695	5,296	3,130		6,574	179			9,883
South Carolina	U	38,572	19,725	11,263		27,309				38,572
South Dakota	D	10,284	5,617	2,368		7,916				10,284
Tennessee	D	32,739	17,476	12,136		20,603				32,739
Texas	D	177,328	110,973	58,304		90,173	8,162	20,689		177,328
Utah	D			10,976						10,976
Vermont	U	2,794	2,244	1,305		1,568	27		22	2,922
Virginia	D	55,856	30,510	9,717	4,349	39,596	2,194			55,856
Virgin Islands	U	230	34	165	15	99	2		2	283
Washington	D/U	50,304	27,477	41,602					482	42,084
West Virginia										
Wisconsin	D	49,152	26,848	19,189		26,063	3,900			49,152
Wyoming	D	5,080	3,908	1,702		2,310		1,068		5,080
National Total		2,641,339	1,439,078	868,790	149,902	1,176,880	24,684	78,969	304,730	2,603,955
No. Reporting		49	49	51	15	44	16	12	11	51
Armed Svcs—CONUS		15,715	8,584	8,617		7,140				15,757
Armed Svcs—OCONUS		3,329	1,818	1,777		1,552				3,329

Numbers estimated from National Data are in bold.

Section IV-Victim Data									
7. Number of Victims by Maltreatment Type									
State/Territory	(S) (S+I)*	Physical Abuse	Neglect	Medical Neglect	Sexual Abuse	Emotional Maltreatment	Other	Unknown	TOTAL
Alabama	S+I	6,445	9,729		3,947	1,455			21,576
Alaska	S+I	2,705	3,332		1,316	133	23		7,509
Arizona	S+I	2,859	7,358	728	3,258	555	15,971		30,729
Arkansas	S	2,253	3,743	435	1,887	135	356		8,809
California	S	51,715	74,340		29,090	6,464	3		161,612
Colorado	S	2,491	4,037	456	1,624	424		459	9,491
Connecticut	S	3,276	4,984		1,200		13,609		23,069
Delaware	S	385	775	67	170	237	569	39	2,242
District of Columbia	S	492	2,835						3,327
Florida	S+I	15,755	40,802	3,091	8,319	4,282	21,623		93,872
Georgia	S+I	9,941	30,171	3,105	6,317	5,694	288		55,516
Guam									
Hawaii	S	837	710	62	282	158	1,692		3,741
Idaho	S+I	2,159	3,740	169	1,328		101	395	7,892
Illinois	S	4,514	24,979	1,736	5,010	461	14,328		51,028
Indiana	S+I	6,944	14,783		7,409				29,136
Iowa	S+I	2,823	4,527	210	1,483	116	83		9,242
Kansas	S	692	489	40	1,158	56	314		2,749
Kentucky	S+I	7,087	15,592		2,631		1,240		26,550
Louisiana	S	3,588	10,034		1,160	404	86		15,272
Maine	S	914	1,633		721	1,687			4,955
Maryland									
Massachusetts	S	6,590	17,840		2,149	1,529	106		28,214
Michigan	S	4,278	9,126	273	2,111	4,288	206		20,282
Minnesota	S	4,168	10,812	800	1,125	359	781	9	18,054
Mississippi	S+I	2,607	4,538		1,514	147	6		8,812
Missouri	S	3,038	8,086	537	2,354	327	1,564	10	15,916
Montana	S	1,907	3,265		662				5,834
Nebraska	S	1,804	3,552		777				6,133
Nevada	S	1,419	4,319	220	355	712	2,187		9,212
New Hampshire	S	224	371		314	11		8	928
New Jersey	S	3,218	4,429	1,044	1,255	161	403		10,510
New Mexico	S	1,723	4,378		779				6,880
New York	S	11,260	18,284	2,463	3,667	1,613	48,856		86,143
North Carolina	S	1,220	26,276	738	1,303	101	44		29,682
North Dakota	S	1,196	2,034		357	1,611	554		5,752
Ohio									
Oklahoma	S	3,012	6,527	438	1,536	1,391	1,844		14,748
Oregon	S	2,376	2,983		2,552	645	2,381		10,937
Pennsylvania	S	3,467	414		3,974	131			7,986
Puerto Rico	S	1,384	5,838		454	604	1,474		9,754
Rhode Island	S	1,543	2,739	75	532	4			4,893
South Carolina	S	2,278	6,490	628	1,448	268	4,425		15,537
South Dakota	S	465	1,456		488	296			2,705
Tennessee	S	2,790	4,959	372	2,849	464	651	51	12,136
Texas	S	18,663	30,310	2,637	9,990	5,085	2,414		69,099
Utah	S	2,335	3,738	214	2,282	1,512	884	1	10,976
Vermont	S	354	365	20	677	28			1,444
Virginia	S+I	3,777	8,846	437	2,552	1,429	303		17,344
Virgin Islands	S	42	110	3	37	25	5		222
Washington	S	12,416	17,371	1,478	5,789	2,680	176	5,883	45,793
West Virginia									
Wisconsin	S	5,582	6,310	487	7,290	537		4	20,210
Wyoming	S	476	794	36	335	69	1,068		2,778
National Total		233,487	475,153	23,009	139,817	48,288	140,618	6,859	1,067,231
No. Reporting		50	50	30	49	42	36	10	50
Armed Svcs—CONUS		3,059	2,729		1,566	1,038	354	80	8,826
Armed Svcs—OCONUS		726	618		186	172	92	7	1,801

*(S) Substantiated; (I) Indicated.

Section IV-Victim Data (Continued)											
State/Territory	8. Age of Victims										
	Duplic.(D) Undup.(U)	<1	1	2	3	4	5	6	7	8	9
Alabama	D	1,319	1,091	1,205	1,212	1,173	1,224	1,190	1,146	1,024	1,070
Alaska	U	528	445	506	525	494	494	438	438	413	357
Arizona	D	2,336	2,140	2,352	2,291	2,081	2,021	2,079	1,915	1,737	1,609
Arkansas		384	328	524	436	416	409	446	408	387	353
California	D	2,067	2,067	4,615	4,616	4,616	4,616	4,845	4,845	4,845	4,846
Colorado	D	721	454	495	485	477	485	532	549	500	444
Connecticut	D	644	1,107	1,201	1,289	1,378	1,284	1,180	1,231	1,092	1,111
Delaware	D	96	130	107	122	100	122	107	130	122	110
District of Columbia	D										
Florida	U	7,738	4,831	5,210	5,143	4,755	4,681	4,581	4,280	4,090	3,733
Georgia	D	3,018	4,148	4,148	4,149	3,404	3,404	3,404	2,986	2,986	2,987
Guam	U										
Hawaii	U	225	149	116	139	120	109	95	101	109	101
Idaho		60	249	336	392	468	374	353	394	378	393
Illinois	D	7,608	3,224	3,168	3,172	3,108	2,849	2,564	2,451	2,228	2,095
Indiana	D	1,687	1,552	1,808	1,927	1,797	1,686	1,760	1,731	1,675	1,525
Iowa	D	574	552	637	649	614	557	502	511	483	425
Kansas	D										
Kentucky	D	1,659	1,659	1,660	1,660	1,660	1,660	1,329	1,329	1,330	1,330
Louisiana	D	1,322	1,012	1,052	995	992	914	880	911	871	820
Maine	D	293	293	293	293	293	332	332	332	332	268
Maryland											
Massachusetts	D	2,459	1,602	1,724	1,875	1,815	1,635	1,584	1,426	1,259	1,183
Michigan	D	2,214	1,407	1,410	1,346	1,198	1,108	1,120	1,055	1,016	982
Minnesota	D	572	728	743	767	774	691	683	670	637	628
Mississippi	D	1,434	500	445	536	488	500	428	452	462	424
Missouri	U	1,445	1,291	1,303	1,388	1,289	1,199	1,205	1,294	1,138	1,139
Montana	U	79	79	316	317	318	318	312	313	296	296
Nebraska	D	3	711	419	460	347	381	398	356	322	343
Nevada	D	778	554	555	490	490	491	412	412	412	413
New Hampshire	D										
New Jersey	D	1,222	630	727	651	655	676	649	626	612	523
New Mexico	D	239	397	397	438	439	391	391	441	442	398
New York	D	2,717	4,739	3,743	3,798	3,712	3,594	3,473	3,614	3,374	3,086
North Carolina	U	1,114	2,412	2,388	2,435	2,196	2,118	2,134	1,977	1,777	1,557
North Dakota	D	174	228	264	295	291	248	273	296	268	250
Ohio	U	3,873	2,863	3,151	3,322	3,308	3,077	3,031	2,924	2,768	2,506
Oklahoma	D	746	565	565	405	404	405	404	566	567	567
Oregon	D	800	500	561	590	621	533	527	526	500	471
Pennsylvania	D	194	261	251	359	447	424	442	464	469	465
Puerto Rico											
Rhode Island	U	300	175	177	228	195	196	194	183	195	141
South Carolina	U	439	1,493	823	734	703	675	655	635	617	585
South Dakota	D	82	82	82	171	171	171	153	153	153	153
Tennessee	D	1,058	806	815	817	832	780	720	732	683	600
Texas	D	5,551	3,706	3,972	4,198	4,062	3,965	3,863	3,830	3,533	3,335
Utah	D	510	519	705	716	777	749	731	726	687	647
Vermont	U	57	49	58	88	96	94	69	94	79	70
Virginia	D	1,064	880	1,017	1,029	959	863	891	908	849	752
Virgin Islands	U	7	4	13	22	10	27	25	13	22	5
Washington	U	3,441	2,718	3,207	3,229	3,201	2,894	2,885	2,685	2,480	2,233
West Virginia											
Wisconsin	D	751	768	989	1,090	1,135	1,152	1,219	1,150	1,052	995
Wyoming	D										
National Total		65,602	56,098	60,253	61,289	58,879	56,576	55,488	54,209	51,271	48,324
No. Reporting		46	46	46	46	46	46	46	46	46	46
Armed Svcs—CONUS		410	572	696	712	626	618	624	541	510	425
Armed Svcs—OCONUS		85	115	126	155	147	117	135	123	123	109

Section IV-Victim Data (Continued)											
State/Territory	8. Age of Victims (Continued)										TOTAL
	10	11	12	13	14	15	16	17	18/18+	Unknown	
Alabama	901	1,019	1,087	1,141	1,101	989	612	337		289	19,130
Alaska	362	322	362	352	344	278	215	105	13		6,991
Arizona	1,521	1,409	1,449	1,479	1,329	1,107	773	338		746	30,712
Arkansas	308	302	384	376	361	307	233	55		725	7,142
California	4,420	4,420	4,420	4,421	3,735	3,736	3,736	3,736	861	23	75,486
Colorado	418	415	406	424	403	286	249	134	4	11	7,892
Connecticut	969	927	917	958	1,064	1,031	706	463	368	4,149	23,069
Delaware	92	109	87	97	122	131	133	118	46	161	2,242
District of Columbia										3,327	3,327
Florida	3,611	3,329	3,367	3,374	3,316	2,911	2,250	1,274		32	72,506
Georgia	2,578	2,579	2,579	2,441	2,441	2,442	1,940	1,941	1,941		55,516
Guam										679	679
Hawaii	108	105	104	137	112	116	89	74	160	28	2,297
Idaho	382	384	339	383	376	439	363	307	502		6,872
Illinois	1,806	1,815	1,660	1,605	1,482	1,222	946	458	1	57	43,519
Indiana	1,524	1,378	1,564	1,791	1,969	1,933	1,119	600		110	29,136
Iowa	395	358	384	393	399	338	272	171		620	8,834
Kansas										12,327	12,327
Kentucky	1,330	1,213	1,213	1,214	1,214	1,214	482	482	482	6	24,126
Louisiana	818	731	784	811	765	654	474	177	222		15,205
Maine	268	268	268	245	245	245	171	171		13	4,955
Maryland											
Massachusetts	1,099	1,104	1,100	1,192	1,099	941	736	328		25	24,186
Michigan	900	914	987	1,039	959	944	640	283			19,522
Minnesota	542	506	566	531	530	461	307	185		14	10,535
Mississippi	388	406	371	421	417	326	242	165	141		8,546
Missouri	1,072	1,082	1,181	1,251	1,236	1,012	661	218		1	20,405
Montana	251	252	252	252	243	243	187	188	119	196	4,827
Nebraska	309	263	316	294	285	228	180	111			5,726
Nevada	311	311	311	311	276	276	141	141			7,085
New Hampshire										928	928
New Jersey	487	478	467	547	483	363	334	203	13	164	10,510
New Mexico	399	384	384	395	395	295	295	86	87	187	6,880
New York	2,974	2,891	2,742	2,831	3,028	3,040	2,716	1,677	1,035	527	59,311
North Carolina	1,446	1,421	1,221	1,306	1,251	1,164	964	541	260		29,682
North Dakota	267	173	211	201	160	168	147	94		2	4,010
Ohio	2,462	2,298	2,537	2,697	2,610	2,447	2,022	1,245	268	2,441	51,850
Oklahoma	567	567	338	339	338	339	338	339			8,359
Oregon	422	421	445	412	422	330	213	129			8,423
Pennsylvania	436	451	485	481	611	577	520	334	143		7,814
Puerto Rico										9,880	9,880
Rhode Island	135	138	124	152	164	149	127	114	43		3,130
South Carolina	593	623	564	513	568	471	372	200			11,263
South Dakota	153	152	100	100	100	100	99	99		94	2,368
Tennessee	593	570	610	639	654	539	426	262			12,136
Texas	3,107	2,926	2,887	2,856	2,615	1,934	1,439	509			58,288
Utah	650	646	618	638	572	494	334	194	16	47	10,976
Vermont	57	73	73	99	88	58	64	29	1	9	1,305
Virginia	755	696	686	701	656	606	477	277			14,066
Virgin Islands	17	10	12	5	8	1	1	4			206
Washington	2,048	1,824	1,853	1,794	1,549	1,205	892	482	73	909	41,602
West Virginia											
Wisconsin	944	923	1,015	1,331	1,437	1,467	1,058	704		10	19,190
Wyoming										1,702	1,702
National Total	45,195	43,586	43,830	44,970	43,532	39,557	30,695	20,082	6,799	40,439	926,674
No. Reporting	46	46	46	46	46	46	46	46	23	34	52
Armed Svcs—CONUS	412	371	338	359	346	301	238	157	59	292	8,607
Armed Svcs—OCONUS	82	66	59	69	76	47	63	35	11	34	1,777

Section IV-Victim Data (Continued)												
State/Territory	9. Sex of Victims				10. Race/Ethnicity of Victims							
	Male	Female	Unknown	TOTAL	White	Black	Hispanic	Am. Indian/Alaskan	Asian/Pacific Islander	Other	Unknown	TOTAL
Alabama	8,418	10,654	58	19,130	11,461	7,479	52	26	16		82	19,116
Alaska	3,347	3,631	13	6,991	3,366	535	130	2,357	73	109	421	6,991
Arizona	14,435	15,472	822	30,729	18,079	2,040	6,992	1,216	144	183	2,075	30,729
Arkansas			7,142	7,142							7,142	7,142
California	31,547	43,445	494	75,486	37,299	9,350	23,111	329	2,051	1,259	2,087	75,486
Colorado	3,508	4,384		7,892	4,994	851	1,704	112	78		153	7,892
Connecticut	10,342	9,119	3,608	23,069	11,436	5,726	4,103	25	139	21	1,619	23,069
Delaware	1,000	1,221	21	2,242	1,067	1,018	76	2	2	26	51	2,242
District of Columbia			3,327	3,327							3,327	3,327
Florida	34,464	37,879	163	72,506	46,990	24,969		60	264		223	72,506
Georgia	25,739	28,978	799	55,516	28,141	22,953	754	32	180	968	2,488	55,516
Guam			679	679							679	679
Hawaii	1,039	1,247	11	2,297	348	52	26	15	1,170	487	199	2,297
Idaho	2,913	2,745	833	6,491	4,799	31	558	58	1	84	1,566	7,097
Illinois	20,489	22,773	257	43,519	18,957	20,626	2,674	31	101	768	362	43,519
Indiana	12,550	16,525	61	29,136	23,055	4,445	434	16	29	713	444	29,136
Iowa	4,107	4,712	15	8,834	7,500	846	146	70	57	8	207	8,834
Kansas			12,327	12,327							12,327	12,327
Kentucky	11,454	12,671	1	24,126	19,662	3,522	120	14	48	724	36	24,126
Louisiana	7,159	8,075	19	15,253	6,143	8,777	104	20	27	94	88	15,253
Maine	2,498	2,447	10	4,955							4,955	4,955
Maryland												
Massachusetts	11,616	12,378	192	24,186	13,688	4,586	4,040	50	358	686	778	24,186
Michigan	9,184	10,338		19,522	11,336	7,260	397	101	55		373	19,522
Minnesota	4,999	5,534	2	10,535	6,736	2,257	421	858	192		71	10,535
Mississippi	3,708	4,781	57	8,546	3,661	4,745	26	11	27	19	57	8,546
Missouri	10,694	9,711		20,405	14,517	5,571	115	54	47	87	14	20,405
Montana	2,278	2,549		4,827	2,987	32	83	745	18	962		4,827
Nebraska	3,056	2,669	1	5,726	4,320	638	312	305	47		104	5,726
Nevada	3,592	3,493		7,085	5,011	1,137	661	90	90	92	4	7,085
New Hampshire	413	497	18	928							880	880
New Jersey	4,902	5,604	4	10,510	3,419	4,983	1,848	10	92	158		10,510
New Mexico	2,890	3,715	275	6,880	2,064	344	2,652	411	20	13	1,376	6,880
New York	29,184	29,858	269	59,311	28,992	18,731	7,599	158	301	2,688	842	59,311
North Carolina	14,664	15,018		29,682	15,115	12,616	476	634	93		348	29,682
North Dakota	1,983	2,025	2	4,010							4,010	4,010
Ohio	23,361	27,911	577	51,849	32,822	13,197	688	120	49	1,695	3,328	51,899
Oklahoma	3,892	4,460	7	8,359	5,891	1,335	211	883		39		8,359
Oregon	3,627	4,787	9	8,423	6,196	532	545	216	84		850	8,423
Pennsylvania	2,967	4,847		7,814							7,814	7,814
Puerto Rico			9,880	9,880							9,880	9,880
Rhode Island	1,519	1,594	17	3,130	2,007	502	431	13	47	85	45	3,130
South Carolina	5,289	5,974		11,263	5,151	5,970	46	10	6	80		11,263
South Dakota	1,063	1,255	50	2,368	1,146			1,131		41	50	2,368
Tennessee	5,470	6,613	53	12,136	7,404	4,196	51	6	11	120	348	12,136
Texas	27,115	31,173		58,288	24,412	14,273	18,632	99	300	572		58,288
Utah	5,002	5,974		10,976	9,077	224	845	471	135		224	10,976
Vermont	536	769		1,305	1,285	9	7	2	1	1		1,305
Virginia	6,542	7,524		14,066	7,366	5,630	482	9	126	452	1	14,066
Virgin Islands	67	117		184	11	128	41					180
Washington	20,038	21,250	314	41,602	26,466	3,509	2,815	2,149	1,051	408	5,204	41,602
West Virginia												
Wisconsin	7,699	11,478		19,177	13,147	4,099	659	738	245	17	284	19,189
Wyoming	918	784		1,702							1,702	1,702
National Total	413,277	470,658	42,387	926,322	497,924	229,724	85,067	13,657	7,775	13,659	79,118	926,924
No. Reporting	47	47	37	52	42	41	40	41	39	32	45	52
Armed Svcs—CONUS	3,941	4,466	200	8,607	5,485	2,092	455	104	283	8	203	8,630
Armed Svcs—OCONUS	842	896	9	1,747	965	501	154	43	94	2	18	1,777

Section IV-Victim Data (Continued)					
State/Territory	11. Victims Removed From Home	12. Court Action Initiated	13. Receiving Additional Services		14. Died From Abuse or Neglect
	Number Victims	Number Victims	Number Victims	Number Families	Number Victims
Alabama	237			3,548	25
Alaska	789	781	1,087		
Arizona			3,807	2,154	23
Arkansas	641				11
California	22,448		65,203		49
Colorado					29
Connecticut	3,125	2,207		12,510	6
Delaware					1
District of Columbia					
Florida	10,783	13,634	48,455	29,066	63
Georgia	11,958	11,958		11,220	28
Guam	69		191		
Hawaii	391	642	1,768	1,149	1
Idaho	546	1,143	1,154	5,255	1
Illinois	8,161				70
Indiana	5,107	4,727	20,196	13,671	43
Iowa	581	1,694	1,127	3,654	12
Kansas					9
Kentucky	2,267	5,611		36,719	20
Louisiana	2,206	2,206		3,571	27
Maine	865			1,385	7
Maryland				3,726	30
Massachusetts	3,335		21,134	12,088	10
Michigan	6,325	7,028	17,375	10,451	
Minnesota	2,342	1,232	6,273	5,915	7
Mississippi	1,724	2,695		7,182	16
Missouri				14,348	46
Montana					4
Nebraska	1,507				4
Nevada		880		3,623	8
New Hampshire		367	622		
New Jersey	481	54	7,134		28
New Mexico					15
New York	7,445		147,625	72,740	56
North Carolina	2,958	2,083	15,645		40
North Dakota					1
Ohio					46
Oklahoma		1,484			23
Oregon	2,896				11
Pennsylvania	4,310	243	5,554	5,004	54
Puerto Rico					
Rhode Island	605				3
South Carolina	1,728	4,312	11,263		16
South Dakota	930	452			5
Tennessee					8
Texas	4,475	6,486	21,430	12,921	108
Utah	1,273	1,167			
Vermont	288	778	678	498	2
Virginia	1,992	3,377	9,982		30
Virgin Islands	48	29	114		
Washington	3,442	4,368	47,973		4
West Virginia					5
Wisconsin	2,565	3,829			20
Wyoming					3
National Total	120,843	85,467	455,791	272,398	1,028
No. Reporting	36	28	23	23	46
Armed Svcs—CONUS		964	5,956		37
Armed Svcs—OCONUS		50	1,573		1

Section V-Perpetrator Data										
15. Relationship of Perpetrator to Victim										
State/Territory	Incident/ Victim	Parents	Other Relatives	Foster Parents	Facility Staff	Child Care Providers	Non- Caret- kers	Unknown	TOTAL	Unduplic- TOTAL
Alabama										
Alaska	V	6,021	640	42		40	130	2,018	8,891	
Arizona										
Arkansas	I	1,446	1,551		300	297	121	2,442	6,157	
California										
Colorado	V	4,895	717	11	14	121	307	736	6,801	
Connecticut	V	16,364	1,140	37	12	21	416	80	18,070	
Delaware		1,769	273	4		6	112	36	2,200	
District of Columbia										
Florida	V	18,755	3,122		458	502	1,071	539	24,447	12,669
Georgia	I	29,102	1,903	161		197	1,868	1,916	35,147	
Guam										
Hawaii	V	2,533	221	68		18	2	215	3,057	1,956
Idaho	V	6,690	585	14	10	69	475	99	7,942	2,152
Illinois	V	22,374	4,262	114	50	902	1,881		29,583	29,583
Indiana	V	27,472	3,422	68	1	331	5,036	1,018	37,348	
Iowa	I	6,835	1,045	29	7	508		1,683	10,107	
Kansas	I	1,929	299	21	8	55	590	270	3,172	
Kentucky	I	23,327	2,796	95		298	953	333	27,802	17,908
Louisiana	V	10,487		44	50	16	412		11,009	
Maine										
Maryland										
Massachusetts										
Michigan	I	11,870	470	67		12	1,335		13,754	
Minnesota	I	5,395	1,394	24	7	34	293	15	7,162	6,221
Mississippi	I	4,006	890	8	16	70	365	103	5,458	
Missouri	V	17,579	2,426	91	113	341	624	1,377	22,551	
Montana	I	3,901	356	15	8	7	239	301	4,827	
Nebraska	V	7,092	770	10	5	111	537	65	8,590	5,469
Nevada	I	8,734	325	44	31	24	534	17	9,709	
New Hampshire	I	376	68	1			76	185	706	
New Jersey	V	8,423	1,263	76	83	198	42	425	10,510	
New Mexico	V	9,024	1,316	64	29	50	1,147	3,023	14,653	
New York	I	43,547	7,385	532	160	108	1,068	9	52,809	
North Carolina	V	31,374	1,085	136	99	410	1,217		34,321	
North Dakota										
Ohio										
Oklahoma	I	7,466	379	26	150	70	220	48	8,359	
Oregon	I	5,177	938	56	2	96	1,419	144	7,832	
Pennsylvania	I	4,030	2,003	40	57	859	1,517		8,506	8,506
Puerto Rico										
Rhode Island	I	4,056	545	111	62	125		271	5,170	2,933
South Carolina	I	5,760	1,149	35	29	112	190	195	7,470	
South Dakota	V	2,125	256	4	5	5	124	185	2,704	
Tennessee	V	9,536	1,881	46	36	73	1,104	263	12,939	
Texas	I	35,677	6,288	84	17	124	3,584	68	45,842	
Utah	I	6,072	1,211	11		70	7	1,097	8,468	
Vermont	I	813	618	7	12	30	326	68	1,874	1,156
Virginia	V	13,111	1,924	38	38	547	463	215	16,336	
Virgin Islands	V	68	164	10		10	23	22	297	
Washington	I	12,175	13,540	158	249	296	600	1	27,019	8,781
West Virginia										
Wisconsin										
Wyoming										
National Total		437,386	70,620	2,402	2,118	7,163	30,428	19,482	569,599	
No. Reporting		40	39	38	31	39	38	35	40	11
Armed Svcs—CONUS	V	6,953	419			144	425	502	8,443	
Armed Svcs—OCONUS	V	1,503	26			49	73	67	1,718	

3.2 Checklist of State Responses

This part of section 3 presents a matrix of State responses to each of the 15 data items in the SDC.

Summary of Responses to Summary Data Component 1993 (*Indicates State/Territory Submitted Data.)															
State/Territory	1	2	3	4	5	6	7	8	9	10	11	12	13	14	15
Alabama	•	•	•	•	•	•	•	•	•	•	•	•	•	•	•
Alaska	•	•	•	•	•	•	•	•	•	•	•	•	•	•	•
Arizona	•	•	•	•	•	•	•	•	•	•	•	•	•	•	•
Arkansas	•	•	•	•	•	•	•	•	•	•	•	•	•	•	•
California	•	•	•	•	•	•	•	•	•	•	•	•	•	•	•
Colorado	•	•	•	•	•	•	•	•	•	•	•	•	•	•	•
Connecticut	•	•	•	•	•	•	•	•	•	•	•	•	•	•	•
Delaware	•	•	•	•	•	•	•	•	•	•	•	•	•	•	•
District of Columbia	•	•	•	•	•	•	•	•	•	•	•	•	•	•	•
Florida	•	•	•	•	•	•	•	•	•	•	•	•	•	•	•
Georgia	•	•	•	•	•	•	•	•	•	•	•	•	•	•	•
Guam*	•	•	•	•	•	•	•	•	•	•	•	•	•	•	•
Hawaii	•	•	•	•	•	•	•	•	•	•	•	•	•	•	•
Idaho	•	•	•	•	•	•	•	•	•	•	•	•	•	•	•
Illinois	•	•	•	•	•	•	•	•	•	•	•	•	•	•	•
Indiana	•	•	•	•	•	•	•	•	•	•	•	•	•	•	•
Iowa	•	•	•	•	•	•	•	•	•	•	•	•	•	•	•
Kansas	•	•	•	•	•	•	•	•	•	•	•	•	•	•	•
Kentucky	•	•	•	•	•	•	•	•	•	•	•	•	•	•	•
Louisiana	•	•	•	•	•	•	•	•	•	•	•	•	•	•	•
Maine	•	•	•	•	•	•	•	•	•	•	•	•	•	•	•
Maryland	•	•	•	•	•	•	•	•	•	•	•	•	•	•	•
Massachusetts	•	•	•	•	•	•	•	•	•	•	•	•	•	•	•
Michigan	•	•	•	•	•	•	•	•	•	•	•	•	•	•	•
Minnesota	•	•	•	•	•	•	•	•	•	•	•	•	•	•	•
Mississippi	•	•	•	•	•	•	•	•	•	•	•	•	•	•	•
Missouri	•	•	•	•	•	•	•	•	•	•	•	•	•	•	•
Montana	•	•	•	•	•	•	•	•	•	•	•	•	•	•	•
Nebraska	•	•	•	•	•	•	•	•	•	•	•	•	•	•	•
Nevada	•	•	•	•	•	•	•	•	•	•	•	•	•	•	•
New Hampshire	•	•	•	•	•	•	•	•	•	•	•	•	•	•	•
New Jersey	•	•	•	•	•	•	•	•	•	•	•	•	•	•	•
New Mexico	•	•	•	•	•	•	•	•	•	•	•	•	•	•	•
New York	•	•	•	•	•	•	•	•	•	•	•	•	•	•	•
North Carolina	•	•	•	•	•	•	•	•	•	•	•	•	•	•	•
North Dakota	•	•	•	•	•	•	•	•	•	•	•	•	•	•	•
Ohio	•	•	•	•	•	•	•	•	•	•	•	•	•	•	•
Oklahoma	•	•	•	•	•	•	•	•	•	•	•	•	•	•	•
Oregon	•	•	•	•	•	•	•	•	•	•	•	•	•	•	•
Pennsylvania	•	•	•	•	•	•	•	•	•	•	•	•	•	•	•
Puerto Rico*	•	•	•	•	•	•	•	•	•	•	•	•	•	•	•
Rhode Island	•	•	•	•	•	•	•	•	•	•	•	•	•	•	•
South Carolina	•	•	•	•	•	•	•	•	•	•	•	•	•	•	•
South Dakota	•	•	•	•	•	•	•	•	•	•	•	•	•	•	•
Tennessee	•	•	•	•	•	•	•	•	•	•	•	•	•	•	•
Texas	•	•	•	•	•	•	•	•	•	•	•	•	•	•	•
Utah	•	•	•	•	•	•	•	•	•	•	•	•	•	•	•
Vermont	•	•	•	•	•	•	•	•	•	•	•	•	•	•	•
Virginia	•	•	•	•	•	•	•	•	•	•	•	•	•	•	•
Virgin Islands*	•	•	•	•	•	•	•	•	•	•	•	•	•	•	•
Washington	•	•	•	•	•	•	•	•	•	•	•	•	•	•	•
West Virginia	•	•	•	•	•	•	•	•	•	•	•	•	•	•	•
Wisconsin	•	•	•	•	•	•	•	•	•	•	•	•	•	•	•
Wyoming	•	•	•	•	•	•	•	•	•	•	•	•	•	•	•
Armed Services	•	•	•	•	•	•	•	•	•	•	•	•	•	•	•

*Indicates 1992 data.

3.3 Technical Notes to SDC Data Tables and Text

This part of section 3 presents technical notes for each of the data items, detailing data collection and data analysis aspects of the SDC.

General Notes

The terms "State" and "jurisdiction" are used interchangeably to refer to all entities, except the Armed Services, that provided data to the SDC.

"Child Maltreatment 1993" is based on data submitted to the NCCAN by all 50 States, the District of Columbia, and the Armed Services. Data from 1991 were used for the Marines. Data from 1992 were used for Guam, Puerto Rico, and the Virgin Islands.

The Armed Services provided data on the same SDC Data Collection Form as did the States. Reports for the major branches of the Armed Services, Air Force, Army, Marines, and Navy, were combined in the data tables. The data are identified as applying to reports of maltreatment that occurred within the 50 States (CONUS) or overseas (OCONUS). Personnel in the Family Advocacy Program are required by instruction to report all cases of child maltreatment to the State child abuse registry in the States where they reside. Therefore, the data from the Armed Services have not been added to the national totals.

Unless otherwise noted, all analyses that use rates are based on the number per 1,000 in the general population under 18 years of age. Each rate is calculated in two steps. First, the sum of the numbers provided by each State in the analysis is divided by the corresponding sum in the under 18 population for those States. This value is then multiplied by 1,000 to obtain the rate per 1,000.

Section I: Background

The population of children under 18 years of age for each State and Territory is derived from the "Statistical Abstract of the United States: 1994," produced by the U.S. Bureau of the Census.

Section II: Report Data

Item 1: Reports

Fifty-four jurisdictions responded to item 1. Only one figure was used for each State, either child-based or incident/family-based. Forty-three jurisdictions provided incident/family-based numbers of reports, and 11 jurisdictions provided child-based numbers of reports.

Reporting rates for 1990 through 1992 reflect States' modifications in data submitted earlier.

To calculate the average growth rate for the 17-year period, the percentage change for each year must be taken into account. The formula is:

$$\% \Delta = \left(\left(e^{\frac{\ln(R_{tx}) - \ln(R_{ty})}{tx - ty}} \right) - 1 \right) \times 100\%$$

$\% \Delta$	=	Percentage change
R_{tx}	=	Rate at time x
R_{ty}	=	Rate at time y
tx	=	Time x
ty	=	Time y

Item 2: Children Subject of a Report

Item 2 presents duplicated counts of children subject of a report for all jurisdictions except Guam, the Virgin Islands, and Montana, which gave unduplicated counts. Estimates for the five States that did not provide numbers for either category were made based on the weighted average of number of reports from States that provided duplicated numbers for both child-based and incident-based reports. This resulted in a factor of 1.57 multiplied by the number of reports.

The determination of an unduplicated count of children subject of a report required the use of estimation for many States. The 10 States that provided both duplicated and unduplicated counts were used to establish a ratio of unduplicated to duplicated counts. This ratio was used to estimate the unduplicated count for those States that only provided duplicated counts. The total population of children under the age of 18 in these States was 14 percent of the national total. In order to derive a national estimate for the unduplicated ratio from the 10 States that provided both counts, a simple average of the ratios for each of the 10 States was computed. This method, rather than using a weighted average, was chosen because there was no reason to believe that a ratio from a larger State was a better estimate of a national ratio than one from a smaller State. Using an unweighted average had the additional advantage of allowing the establishment of confidence bounds on the estimated ratio using standard statistical procedures.

The mean ratio of unduplicated to duplicated counts for the 10 States is .7893, with a standard deviation of .0647. The lower and upper 95 percent confidence bounds for the ratio are .7430 and .8356, respectively. The mean ratio of .7893 was multiplied by the duplicated count for those States that provided only duplicated counts. This result was added to the actual unduplicated numbers of the 13 jurisdictions that provided unduplicated counts. The national estimate of unduplicated children who were subject of a report of abuse and neglect is 2,317,856. This estimate is based on actual unduplicated numbers from 13 jurisdictions

and estimated unduplicated data for 41 jurisdictions. Similar procedures were used to derive a lower 95 percent confidence bound of 2,203,892 and an upper 95 percent confidence bound of 2,431,821.

Item 3: Reports by Source

Forty-six States responded to item 3 about categories of persons who make reports of alleged maltreatment. Not all States were able to provide data for all types of sources. In addition, some States collect data on only the primary source of the report, while other States are able to provide data for multiple sources of reports.

Section III: Investigation Data

Item 4: Investigations by Disposition

A total of 51 States responded to item 4. For the three main categories of disposition, 15 three-tier States (meaning substantiated, indicated, and not substantiated) and 35 two-tier States (meaning substantiated and not substantiated) provided data. (One of the two-tier States only provided data for substantiated investigations.) Fewer States responded to the additional categories of disposition, including "intentionally false," "closed without a finding," "other," and "unknown."

Item 5: Children and Families Subject of an Investigation

Twenty-eight States provided data for both the number of children and the number of families subject of an investigation. Forty-four States gave data for the number of children, and 33 States gave data for the number of families. For those States that gave only one set of numbers, estimates were made for the other set based on the ratio of the two sets of numbers for those States that provided both sets of numbers. For States that provided only the number of families, that number was multiplied by a factor of 1.83 to arrive at a number of children. For States that provided only the number of children, that number was divided by a factor of 1.83 to arrive at a number of families.

Section IV: Victim Data

Item 6: Children by Disposition

A total of 51 States provided data on the number of children for whom a disposition of an investigation was made, including 36 two-tier States and 15 three-tier States. Of these 51 States, 9 either could not count the number of children for whom the allegation of abuse or neglect had not been substantiated or indicated or did not report these data.

Item 7: Types of Maltreatment

Fifty jurisdictions responded to item 7. At least 40 jurisdictions provided data on physical abuse, neglect, sexual abuse, and emotional maltreatment. Some State figures include multiple types of maltreatment per victim. Other States only provide information on the primary type of maltreatment, regardless of the number of types of abuse and neglect that might have been involved in an incidence of maltreatment. Types of maltreatment refer to those that are determined after an investigation has been completed, not those that may have been alleged at the time of the report.

Item 8: Age of Victims

Forty-six States gave the age breakdown of victims. Most States provided data in 1-year increments, but some States reported data by age group (e.g., 0-2, 3-5). For these States, the age of victims was estimated for each year.

Item 9: Sex of Victim

Forty-seven States submitted data on this item.

Item 10: Race/Ethnicity of Victim

Forty-two States provided data on the race/ethnicity of victims. Some States are prohibited by State law or policy from collecting these data. NCCAN is reviewing this data item to ensure consistency with other Federal reporting requirements and Bureau of Census analyses of race/ethnicity data.

Item 11: Victims Removed from the Home

For some States, the number of victims removed from the home may include siblings of victims of maltreatment. These figures also include both States with unduplicated numbers and States with duplicated counts. It is expected that when they are fully implemented, the DCDC and AFCARS will provide more complete and accurate data. Thirty-six States submitted data for this item.

Item 12: Court Action Initiated

Twenty-eight States provided data for the number of children for whom some type of court action was initiated either during or as a result of an investigation. The figures include both duplicated and unduplicated counts. Only one State, Washington, was new in 1993 to the 1992 list of States reporting court actions for children, with four States not reporting usable data as had been done last year.

Item 13: Receiving Additional Services

Twenty-three States submitted data on the number of victims receiving additional services and on the number of families receiving additional services. Less than half of the jurisdictions capture these data. The numbers reported are not a complete accounting of services since many service activities are not collected by the abuse and neglect information system. The counts include some States that provide unduplicated numbers and some States that provide duplicated numbers.

Item 14: Died from Abuse or Neglect

Forty-six States submitted data on the number of victims who died as a result of abuse or neglect. It is generally accepted that fatality figures include mostly those victims who were known to the child protective services agency, either as a current or past client and may not capture information about victims who were not known to the agency at the time of the death. States are continuing to develop interagency child death investigation teams that might determine more accurately instances of death due to maltreatment.

Section V: Perpetrator Data***Item 15: Relationship of Perpetrator to Victim***

A total of 40 States submitted perpetrator data, with 11 of those States providing an unduplicated count of perpetrators. Eighteen States provided data per each victim of maltreatment, and 22 States submitted data per incident of maltreatment. Some State systems capture a count of multiple perpetrators, while other States count only the primary perpetrator.

Notes

1. American Association for Protecting Children, "Highlights of Official Aggregate Child Neglect and Abuse Reporting, 1987" (Denver, 1989).
2. U.S. Bureau of the Census, "Statistical Abstract of the United States: 1994" (114th edition) Table 33, (Washington DC, 1994).
3. U.S. Department of Health and Human Services, National Center on Child Abuse and Neglect, "Child Maltreatment 1992: Reports from the States to the National Center on Child Abuse and Neglect" (Washington DC: U.S. Government Printing Office, 1994).
4. National Committee to Prevent Child Abuse, "Current Trends in Child Abuse Reporting and Fatalities: The Results of the 1991 Annual Fifty State Survey" (Chicago, 1992).
5. U.S. Department of Health and Human Services, National Center on Child Abuse and Neglect, "Child Maltreatment 1992: Reports from the States to the National Center on Child Abuse and Neglect" (Washington DC: U.S. Government Printing Office, 1994): 25-27.
6. Illinois Department of Children and Family Services, "Child Abuse and Neglect Fatality Overview" (1993): 2.
7. Idaho Department of Health and Welfare, "Division of Family and Community Services 1993 Status Report" (Idaho, 1993): 4.
8. Juvenile Justice Committee, West Virginia Senate, "Daniel's Death: The First West Virginia Child Maltreatment Death Report" (1994): 1.

Appendix A State Advisory Group Representatives 1993-1994



Appendix A is a list of the State Advisory Group representatives, who have provided guidance and been a source of ideas and recommendations to the NCANDS.

ARIZONA**Walt Conley, Ph.D.**

Fiscal Program Specialist
Administration for Children, Youth and
Families
Arizona Department of Economic Security
1789 West Jefferson, #940A
Phoenix, AZ 85007
(602) 542-3981
(602) 542-3330 fax

CALIFORNIA**Kenneth L. Laca**

Systems Implementation Manager
Child Welfare Services/Case Management
Systems Branch
California State Department of Social Services
744 P Street, MS 19-88
Sacramento, CA 95814
(916) 263-1100
(916) 263-1142 fax

FLORIDA**Susan Chase**

Data Support Administrator
Children and Family Services
Department of Health and Rehabilitative
Services
2729 Fort Knox Boulevard
Tallahassee, FL 32308
(904) 487-4332
(904) 488-3748 fax

ILLINOIS**Samuel Traylor**

Systems Development Administrator
Information Services Division
Illinois Department of Children and Family
Services
625 East Monroe, Mail Station 20
Springfield, IL 62701-1498
(217) 524-2035
(217) 524-2101 fax

MARYLAND**Stephen Berry, M.S.W.**

Policy Specialist
Social Services Administration
Maryland Department of Human Resources
311 West Saratoga Street, Room 557
Baltimore, MD 21201
(410) 767-7112
(410) 333-0392 fax

MASSACHUSETTS**Raymond Richard**

Director
Information Technology Operations
Massachusetts Department of Social Services
24 Farnsworth Street
Boston, MA 02210
(617) 727-3171 ext. 205
(617) 261-7435 fax

MICHIGAN**Lee L. Hunsberger**

Systems Analyst
Preventive and Protective Services
Office of Children's Services
Michigan Department of Social Services
P.O. Box 30037
Lansing, MI 48909
(517) 335-6071
(517) 335-6177 fax

MINNESOTA**Jean Swanson Broberg**

Programmer/Analyst
Minnesota Department of Human Services
444 Lafayette Road
St. Paul, MN 55155-3839
(612) 297-5409
(612) 297-1949 fax

NEW JERSEY**Florence Kelly Dailey**

Manager
Office of Telecommunications and
Information Systems
New Jersey Division of Youth and Family
Services
50 East State Street, CN 717
Trenton, NJ 08625-0717
(609) 964-1607
(609) 292-4672 fax

NEW YORK**Carol Van Kloberg**

Director
Bureau of Services Information Systems
Division of Services and Community
Development
New York State Department of Social
Services
40 North Pearl Street, Arcade Building
Albany, NY 12243
(518) 432-2911
(518) 432-2946 fax

OHIO**Samuel L. Sutton**

Supervisor
Quality Assurance and Research
Bureau of Operations
Ohio Department of Human Services
65 East State Street, 9th Floor
Columbus, OH 43266
(614) 466-7884
(614) 466-6185 fax

PENNSYLVANIA**Lawrence G. Woods, M.P.A.**

Director of Information Systems
Office of Children, Youth and Families
Pennsylvania Department of Public Welfare
Lanco Lodge, Building 25, 1st Floor
Department of Public Welfare Complex 2
Harrisburg State Hospital
Harrisburg, PA 17105
(717) 772-7296
(717) 772-6442 fax

SOUTH CAROLINA**Joanne "Cookie" Schaekel**

Liaison Worker, Child Protective Services Unit
South Carolina Department of Social Services
Room 507
P.O. Box 1520
Columbia, SC 29202-1520
(803) 734-5670
(803) 734-6285 fax

TENNESSEE**Louis Martinez, M.S.W.**

Program Specialist III
Child Protective Services
Tennessee Department of Human Services
400 Deaderick Street, 14th Floor
Nashville, TN 37248-9300
(615) 741-5927
(615) 532-6495 fax

TEXAS**Jane Harrison**

Director, Program Statistics
Texas Department of Protective and
Regulatory Services
P.O. Box 149030, MC: E-661
Austin, TX 78714-9030
(512) 450-4072
(512) 450-4853 fax

UTAH**Robert Lewis, D.S.W.**

Director
Planning Evaluation and Accountability
Systems
Division of Family Services
Utah Department of Human Services
120 North 200 West, Room 324
P.O. Box 45500
Salt Lake City, UT 84145-0500
(801) 538-4100
(801) 538-3993 fax

VIRGINIA

Rita Katzman

Child Protective Services Program Manager
Virginia Department of Social Services
730 East Broad Street
Richmond, VA 23219
(804) 692-1207
(804) 692-2209 fax

WASHINGTON

Richard Campbell

Information Systems Manager
Washington Department of Social and Health
Services
14th and Jefferson
Office Building 2, 3rd Floor
Olympia, WA 98504
(206) 586-6533
(206) 586-9102 fax

COUNTY REPRESENTATIVE

E. James Storey

Manager
Management Information Division
Los Angeles Department of Children's Services
4060 Watson Plaza
Lakewood, CA 90712
(310) 497-3351
(310) 496-2338 fax

ARMED SERVICES

JanaLee Sponberg, Ph.D.

Office of the Secretary of Defense, Washington
Service Headquarters (Personnel and Security)
Senior Executive Service
Education and Training Office
Crystal Square 2, Suite 212B
1725 Jefferson Davis Highway
Arlington, VA 22202
(703) 607-2997
(703) 602-0574 fax

Appendix B Glossary of the Summary Data Component



Appendix B is a glossary of working definitions of the data elements and related terms that are part of the Summary Data Component of the National Child Abuse and Neglect Data System (NCANDS). The data elements and terms are presented in alphabetical order.

ADDITIONAL SERVICES: The post-investigation services that were planned, arranged, or provided for the child or the family by the child protective services agency, social services agency, and/or the child welfare agency. Case openings are included.

AGE: Age calculated in years at the time of the report of abuse or neglect or as of December 31 of the reporting year.

ALLEGATION OF MALTREATMENT: A notification to the child protective agency of suspected maltreatment of a child.

AMERICAN INDIAN/ALASKAN NATIVE: A person whose ancestry is North American, and who maintains Tribal affiliation or is so recognized in the community.

ANONYMOUS OR UNKNOWN REPORTER: An individual who reports a suspected incident of child maltreatment without identifying himself/herself or where the type of reporter is unknown.

ASIAN/PACIFIC ISLANDER: A person whose ancestry is the Far East, Southeast Asia, the Indian sub-continent, or the Pacific Islands. This includes, for example, Cambodia, China, Guam, India, Japan, Korea, the Philippine Islands, Samoa, and Vietnam.

BLACK, NEGRO, AFRICAN-AMERICAN (NOT HISPANIC): A person whose ancestry is any of the Black racial groups of Africa, and who is not Hispanic.

CARETAKER RELATIVE OR HOUSEHOLD MEMBER: A relative or household member who also is in a caretaker relationship to the victim. Can include grandparents, aunts, uncles, paramours, etc., responsible for the care and supervision of the child. Relatives or household members who are not caretakers are included under **NON-CARETAKER**.

CHILD: A person less than 18 years of age or considered to be a minor by State law.

CHILD-BASED REPORT: A system of receiving and counting reports of child abuse and neglect that counts as a report each child who is alleged to be a victim of maltreatment. A child-based report does not include multiple victims. See also **INCIDENT OR FAMILY-BASED REPORT**.

CHILD DAY CARE PROVIDER: A person who has temporary caretaker responsibility for the child and who is not related to the child, such as a day care center staff member, family day care provider, or babysitter. Persons with legal custody or guardianship are not included.

CLOSED WITHOUT FINDING: A type of disposition that does not conclude with a specific finding because the investigation could not be completed for such reasons as: the family moved out of the jurisdiction; the family could not be located; necessary diagnostic or other reports were not received within required time limits, etc.

CONTACT PERSON: The individual at the State agency supplying information to NCANDS who is the primary person to be contacted to answer questions concerning the submission.

COURT ACTION INITIATED: Legal action that was initiated in a judicial unit by a representative of the child protective services agency on behalf of the child. Includes filing for temporary custody, guardianship, dependency, authorization to place the child, barring perpetrator access to the child, etc. Does not include initiating criminal proceedings against a perpetrator.

DIED AS A RESULT OF CHILD ABUSE OR NEGLECT: Death of a child as a result of abuse or neglect, because either: (a) an injury resulting from the abuse or neglect was the cause of death; or (b) abuse and/or neglect were contributing factors to the cause of death.

DISPOSITION: The determination by the social services agency or a court that the evidence is or is not sufficient under State law or policy to conclude that abuse and/or neglect occurred or, where State law permits, that the child is at-risk of being abused or neglected.

DUPLICATED COUNT/NUMBER: The multiple counting of a child or family each time that the child or family may be included in a particular category during the reporting period.

EDUCATIONAL PERSONNEL: An employee of a private educational institution or program including teachers, teacher assistants, administrators and others directly associated with the delivery of educational services.

FAMILY: A group of two or more persons related by birth, marriage, adoption, or emotional ties.

FOSTER CARE PARENT: An individual providing substitute care for children in a licensed or unlicensed home regarded by the State or county Title IV-B and IV-E agency as a substitute care living arrangement, whether the foster parent is a relative or non-relative of the child.

FRIEND: A non-relative acquainted with the child, the parent, or caretaker; includes landlords, clergy, youth group workers (e.g., Scouts, Little League coaches), etc.

HISPANIC: A Mexican, Puerto Rican, Cuban, Central or South American person, or person of other Spanish cultural origin.

INCIDENT OR FAMILY-BASED REPORT: A system of receiving and counting reports of child abuse and neglect that is based on the number of reported incident counts, regardless of the number of children involved in the incident. See also **CHILD-BASED REPORT**.

INDICATED: A type of investigation disposition that concludes that maltreatment could not be substantiated under State law or policy but there was reason to suspect that the child may have been maltreated or was at-risk of maltreatment. *This is applicable only to States that distinguish between substantiated and indicated dispositions.*

INTENTIONALLY FALSE ALLEGATION: A type of investigation disposition that concludes that the person reporting the alleged incident of maltreatment knew that the allegation was false.

INVESTIGATION: The gathering and assessment of objective information to determine if the child has been or is at-risk of being maltreated.

LEGAL, LAW ENFORCEMENT, OR CRIMINAL JUSTICE PERSONNEL: A person employed by a local, State, Tribal, or Federal justice agency including law enforcement, courts, district attorney's offices, probation or other community corrections agency, or correctional facilities, etc. (or attorneys or guardians ad litem, etc.).

MALTREATMENT: An action or failure to act by a parent, caretaker, or other person as defined under State law, having caused or allowed to cause physical abuse, neglect, medical neglect, sexual abuse, or emotional abuse harm, or risk of harm to a child.

MALTREATMENT TYPE: A particular form of child maltreatment that is determined by investigation to be substantiated or indicated under State law as physical abuse, neglect or deprivation of necessities, medical neglect, sexual abuse, psychological or emotional maltreatment, and other forms specified by State law.

MEDICAL NEGLECT: The harm by a caretaker to a child's health due to failure to provide for appropriate health care of the child, although financially able to do so, or offered financial or other means to do so. May include perinatal exposure to drugs.

MEDICAL PERSONNEL: A person employed by a medical facility or practice, including physicians, physician assistants, nurses, emergency medical technicians, dentists, dental assistants and technicians, chiropractors, and coroners.

MENTAL HEALTH PERSONNEL: A person employed by a medical facility or practice, including psychologists, psychiatrists, therapists, etc.

NEGLECT OR DEPRIVATION OF NECESSITIES: A type of maltreatment that refers to the failure to provide needed, age-appropriate care, although financially able to do so, or offered other financial or other means to do so.

NEIGHBOR: A person living in close geographical proximity to the child or family.

NON-CARETAKER: A person who is not responsible for the care and supervision of the child.

NON-RELATIVE: A person who is not related by marriage, blood or adoption to the child.

NOT SUBSTANTIATED: A type of investigation disposition that determines that there is not sufficient evidence under State law or policy to conclude or suspect that a child has been maltreated or is at-risk of being maltreated.

OTHER RELATIVE: A person who is related by marriage, blood or adoption to the child, but is not the parent. Includes siblings, grandparents, aunts, uncles, and cousins, etc.

PARENT: The birth mother/father, adoptive mother/father, or stepmother/father of a child.

PERPETRATOR: The person who has been determined to have caused or knowingly allowed the maltreatment of the child.

PHYSICAL ABUSE: A type of maltreatment that refers to physical acts that caused or could have caused physical injury to a child.

PSYCHOLOGICAL OR EMOTIONAL MALTREATMENT: A type of maltreatment that refers to acts or omissions, other than physical abuse or sexual abuse, that caused, or could have caused, conduct, cognitive, affective or other mental disorders, such as emotional neglect, psychological abuse, mental injury, etc.

RACE/ETHNICITY: The primary racial or ethnic group of which the individual identifies himself or herself as a member, or of which the parent identifies the child as a member.

RELATIONSHIP OF PERPETRATOR: Refers to the primary role of the perpetrator with the child victim of maltreatment.

REMOVED FROM HOME: The child has been removed from the care and supervision of his or her parents or parental substitutes, during or as a result of the investigation, by the child protective services or social services agency.

REPORT: The notification of suspected child maltreatment that either initiated an investigation or became part of an ongoing investigation by the child protective services agency.

REPORTING PERIOD: The twelve-month period for which the data submitted to NCANDS relate. The 1993 Summary Data Component Forms and Instructions refer to the 1993 calendar year. Some States may use fiscal year 1993.

RESIDENTIAL FACILITY STAFF: An employee of a public or private group residential facility, including emergency shelters, group homes, and institutions.

SEX: The gender of the child victim.

SEXUAL ABUSE: A type of maltreatment that refers to the involvement of the child in sexual activity to provide sexual gratification or financial benefit to the perpetrator, including contacts for sexual purposes, prostitution, pornography, exposure, or other sexually exploitative activities.

SOCIAL SERVICES PERSONNEL: An employee of a public or private social services or social welfare agency, or other persons such as social workers, counselors, etc., who provide similar services.

SOURCE OF REPORT: The category or role of the person who makes a report of alleged maltreatment.

STATE/TERRITORY: The two-letter abbreviation for the State or other Federal jurisdiction that submits data to NCANDS.

SUBJECT OF A REPORT: The child or children about whom a report is made.

SUBSTANTIATED: A type of investigation disposition that is used when the allegation of maltreatment or risk of maltreatment was supported or founded by State law or State policy. This is used for the highest level of finding by a State agency. (See also **INDICATED**.)

SUMMARY DATA: Information that is compiled by the State from its records for a twelve-month reporting period and submitted in aggregate form to NCANDS.

UNDUPLICATED COUNT/NUMBER: The counting of a child or family in a specific category only once during the reporting period. The child or family is not counted for subsequent appearances or reports in the same category during the reporting period.

VICTIM: A child for whom an incident of abuse or neglect has been substantiated or indicated by an investigation.

WHITE (NOT HISPANIC): A person of European, North African, or Middle Eastern origin who is not Hispanic.

Appendix C Comments on 1993 State Data



The comments in the attached appendix refer to the submission of 1993 data. Helpful comments from previous years have also been included. The level of evidence used to substantiate or confirm a report has been noted. Information on level of evidence is based on information obtained directly from the States and “Can Central Registries Improve Substantiation Rates in Child Abuse and Neglect Cases?” by V. E. Flango (*Child Abuse and Neglect*, 1991, Volume 15, 403–413). For further clarification, consult each State Contact listed.

STATE OF ALABAMA

Deborah S. Grissom
 Program Specialist, Management
 Information
 Division of Family and Children's
 Services
 Alabama Department of Human
 Resources
 Gordon Persons Building
 50 Ripley Street
 Montgomery, AL 36130-4000
 (205) 242-9500
 (205) 242-0939 fax

Sources of Data and Data Collection Methods

No information supplied.

Level of Evidence Used to Substantiate a Report

Credible evidence

Comments on Specific Items

Item 4: The category "other dispositions" (E) includes "alleged perpetrator under age 12."

Item 6: The category "other dispositions" (E) includes "alleged perpetrator under age 12."

Item 7: Alabama reports whether abuse was "substantiated" or "indicated." The distribution is as follows: physical abuse, 5,593 children substantiated and 852 indicated; neglect, 8,592 substantiated and 1,137 indicated; sexual abuse, 2,917 substantiated and 1,030 indicated; psychological or emotional abuse or neglect, 1,232 substantiated and 223 indicated; for a total of 18,334 substantiated and 3,242 indicated.

STATE OF ALASKA

Roger P. Withington
 Research Analyst
 Division of Family and Youth Services
 Alaska Department of Health and Social
 Services
 P.O. Box 110630
 Juneau, AK 99811-0630
 (907) 465-3208
 (907) 465-3397 fax

Sources of Data and Data Collection Methods

The data are new because Alaska is in transition to a management information system. Consequently, the client-based data may be incomplete.

Level of Evidence Used to Substantiate a Report

Some credible evidence.

Comments on Specific Items

Item 3: The category "other relatives" (H) includes parents. Self-reported abusers are not tracked.

Items 4 & 6: The possible outcomes provided by Alaska's information system include "substantiated," "unconfirmed," "invalid," and "can't locate." The category "suspected" was not identified by the creators of the system. Alaska used the unconfirmed response as "suspected" and the invalid response as "not substantiated." This most likely is an overstatement of the actual cases in which the investigating social worker suspected abuse, but, because of policy, practice, or lack of documentable evidence, could not call it substantiated. Alaska reports that an increased workload is the most likely primary contributor to the increase in

investigations. Although there is some influence from improved data collection, it is probably minimal.

Item 5: Alaska is able to provide both the unduplicated and duplicated count of children for whom investigations were completed (7,555 unduplicated and 9,695 duplicated).

Item 6: Alaska is able to provide both the duplicated and the unduplicated count of children by disposition. The data tables provide the unduplicated count. The duplicated counts are 4,486 children with "substantiated" investigations, 4,405 children with "indicated" or "reason to suspect" investigations, 754 children with "not substantiated" investigations, and 50 children with investigations that were closed without a finding. Alaska's total duplicated count is 9,695 children.

Item 7: Alaska reports whether abuse was "substantiated" or "indicated." The distribution is as follows: physical abuse, 1,277 children substantiated and 1,428 indicated; neglect, 1,733 substantiated and 1,599 indicated; sexual abuse, 510 substantiated and 806 indicated; psychological or emotional abuse or neglect, 80 substantiated and 53 indicated; other, 23 substantiated and 0 indicated; for a total of 3,623 substantiated and 3,886 indicated. The category "other" (F) includes "abandonment."

Items 8-13: These items are unduplicated.

Item 15: The high percentage of "relationship unknown" is due to information collection difficulties.

STATE OF ARIZONA

Walt Conley, Ph.D.

Budget and Statistical Analyst
Arizona Department of Economic
Security Administration on Children and
Youth Families

1789 West Jefferson, Site 940-A

Phoenix, AZ 85007

(602) 542-3981

(602) 542-3330 fax

Sources of Data and Data Collection Methods

Data are extracted from the Arizona Child Protective Services Central Registry.

Level of Evidence Used to Substantiate a Report

Some credible evidence

Comments on Specific Items

Item 2: Of the 51,068 children who were the subject of a report, 45,716 received an investigation.

Item 4: Although 29,747 reports were appropriate for investigation, only 26,658 were investigated. In Arizona, the reports are first sorted between those "appropriate for investigation" and those that are "information only" (the information reports will not receive an investigation). Reports in the "appropriate for investigation" group are then either investigated or not. Currently, about 8 percent of the reports "appropriate for investigation" do not receive an investigation.

Item 7: The category "other" (F) includes those reports coded as minor or potential abuse/neglect. They cannot be separated into "physical abuse" or

"neglect" categories. Arizona reports whether the abuse was "substantiated" or "indicated." The distribution is as follows: physical abuse, 2,097 children substantiated and 762 indicated; neglect, 5,533 substantiated and 1,825 indicated; medical neglect, 692 substantiated and 36 indicated; sexual abuse, 1,980 substantiated and 1,278 indicated; psychological or emotional abuse or neglect, 371 substantiated and 184 indicated; other, 12,796 substantiated and 3,175 indicated.

Item 13: Data pertain to those cases passed to an "Ongoing Child Protective Services" worker.

Item 14: Numbers provided to the National Committee on Child Abuse Prevention pertain to the State fiscal year and are different from those reported here for the calendar year.

STATE OF ARKANSAS

Leisa W. Myles

Manager

Child Protective Services Central Intake
and Registry

Division of Children and Family Services
Arkansas Department of Human Services

P.O. Box 1437, Slot 710

Little Rock, AR 72203-1437

(501) 324-9016

(501) 324-9133 fax

Sources of Data and Data Collection Methods

Data are almost exclusively derived from the child abuse data base contained in the Central Registry. This information is gathered during the course of a child abuse investigation and shortly afterward (on substantiated cases).

Level of Evidence Used to Substantiate a Report

Some credible evidence.

Comments on Specific Items

Item 4: Of the 5,302 cases that were found to be substantiated, 3,425 were opened for service, 198 were active and open, 120 received crisis-intervention services, 1,557 were substantiated but not opened, and 2 received religious exemptions. The category "unknown dispositions" (F) includes cases that are still open.

Item 6: Only those children identified as victims in the initial report are included, unless a previously unidentified victim is discovered after a founded investigation.

Item 7: The number of maltreatments is less than the number of substantiated children, because type of maltreatment was not reported for many children.

Items 8-10: The number of victims reported for items 8-10 is a subset of the total victims reported in item 6.

Item 14: The number of victims who died as a result of child abuse and neglect is the number of deaths in families who are subjects of substantiated reports. A causal relationship has not been determined in some cases.

Item 15: Arkansas is unable to provide data on foster parents, since there is a code for foster child, but no code for foster parent.

STATE OF CALIFORNIA

Linda Duran

Associate Governmental Program Analyst
California Department of Social Services
744 P Street, MS 19-88
Sacramento, CA 95814
(916) 263-1116
(916) 263-1142 fax

Sources of Data and Data Collection Methods

Items 1-7 and 11-15 are based on data submitted to the Department of Social Services, Statistical Services Bureau on the SOC 291 form. Items 8-10 are based on data submitted to the Department of Justice Child Abuse Registry on CAC 511-A.

Level of Evidence Used to Substantiate a Report

Some credible evidence.

Comments on Specific Items

Item 1: This number consists of the total emergency referrals received (n=376,120) minus the emergency response referrals for which information was insufficient (n=33,583).

Item 2: This number represents the total emergency response dispositions (n=660,942) minus all emergency response assessment cases closed or transferred, determined inappropriate for in-person response (n=205,416).

Item 7: These numbers are estimates based on the percentage of reported alleged maltreatments in California. The category "neglect" (B) includes reports of severe neglect (n=11,312), general neglect (n=48,483), and caretaker

absence or incapacity (n=14,545). The category "psychological or emotional abuse or neglect" (E) includes mental abuse. The category "other" (F) includes exploitation.

Item 8: These numbers are averaged using California Department of Justice's numbers. The Department of Justice collects age information using the following categories: 0-1, 2-5, 6-9, 10-13, 14-17, 18+, and unknown.

Items 8-10: The numbers supplied for these items come from the California Department of Justice and do not include general neglect cases or other cases not reported to the Department of Justice.

Item 14: California has no centralized reporting system; therefore, these data are under collected.

STATE OF COLORADO

David Denson, Director

Central Registry for Child Protection
Colorado Department of Social Services
1575 Sherman Street
Denver, CO 80203-1714
(303) 866-5937
(303) 866-2214 fax

Sources of Data and Data Collection Methods

Sources include quarterly reports from counties on the number of referrals and investigations by type of incidents and Central Registry data on confirmed reports only. Confirmation is by credible evidence.

Level of Evidence Used to Substantiate a Report

Credible evidence.

Comments on Specific Items

The 1993 data indicate a decrease in confirmed incidents. However, this is not consistent with other available information, and the data are being reviewed.

Item 3: Data are collected by confirmed incidents only, not by report.

Item 4: Colorado only collects information from founded or confirmed reports. Data are not kept on inconclusive or indicated reports.

Item 7: More than one kind of abuse per child can be reported.

Item 8: Age information is collected based on age at time of report.

Item 14: Data are from the child fatality review process.

Item 15: The category "non-caretakers" (F) includes children in the household who were perpetrators.

STATE OF CONNECTICUT

Matthew L. Pasternak
Associate Research Analyst
Connecticut Department of Children and Families
505 Hudson Street
Hartford, CT 06106
(203) 550-6587
(203) 566-1791 fax

Sources of Data and Data Collection Methods

Data are obtained from an on-line case management data system that records the progress of cases from referral through closing.

Level of Evidence Used to Substantiate a Report

Credible evidence.

Comments on Specific Items

Item 1: The number may include multiple reports on the same family or incident.

Item 4: These numbers have been estimated for 17,871 referrals.

Item 7: "Medical neglect" and "psychological or emotional abuse or neglect" are included in "neglect" (B). "Other" includes children at risk of abuse or neglect.

Item 8: The large increase in the "unknown" category is because gender is not a required field for creating or updating a case, and Connecticut investigated more abuse/neglect cases.

Item 14: The agency is fine-tuning the means by which it accounts for neglect-related child fatalities.

Item 15: Data for the categories of "foster parents" (C) and "residential facility staff" (D) come from a Quality Assurance Unit that investigates reports of foster care maltreatment and residential facility. The Department of Children and Families child welfare information system was modified in March 1994 to include additional perpetrator information.

STATE OF DELAWARE

Robert D. Lindcamp
 Program Manager
 Division of Family Services
 Delaware Department of Services to
 Children, Youth, and their Families
 1825 Faulkland Road
 Wilmington, DE 19805
 (302) 633-2654
 (302) 633-2652 fax

Sources of Data and Data Collection Methods

Information was obtained from an automated system (CYCIS), which was designed about 10 years ago. Standard, annual, and special reports were used. This year, Delaware has stopped reporting "indicated" (reason to suspect) investigations.

Level of Evidence Used to Substantiate a Report

Level of risk.

Comments on Specific Items

Item 4: The category "not substantiated" (C) includes cases that were not completed.

Item 14: Number of victims who died as a result of child abuse and neglect includes only children who were active with the Division at the time of their deaths.

Item 15: Numbers are duplicated and assume one perpetrator per investigation.

DISTRICT OF COLUMBIA

Jackie Locks
 Commission on Social Services
 Family Services Administration
 Department of Human Services
 609 H Street, NE
 Washington, DC 20002
 (202) 535-2360
 (202) 535-2451 fax

Sources of Data and Data Collection Methods

Data were collected in the Family Services Administration's Central Intake Unit of its Child and Family Services Division. The District is in the process of developing a new computer system for data reporting.

Level of Evidence Used to Substantiate a Report

Preponderance of evidence.

Comments on Specific Items

Item 4: The category "number of other dispositions" (F) includes "active."

Item 6: The category "number of children—other dispositions" (E) includes "reports for which a case is already receiving service."

Item 7: The category "other" (F) includes abandoned children.

STATE OF FLORIDA

Susan K. Chase
 Data Support Administrator
 Children and Family Services
 Florida Department of Health and
 Rehabilitative Services
 2729 Fort Knox Blvd.
 Tallahassee, FL 32308-6261
 (904) 487-4332
 (904) 488-3748 fax

Sources of Data and Data Collection Methods

The data were collected by central registry counselors and child protective investigators. All data are entered into the Florida Abuse Hotline Information System (FAHIS), formerly the Florida Protective Services System (FPSS), a statewide, automated computer system.

Level of Evidence Used to Substantiate a Report

Substantiated (State category "proposed confirmed/confirmed") requires a fair preponderance of evidence. Indicated (State category "closed without classification") requires credible evidence.

Comments on Specific Items

Item 1: The number of reports includes the initial report of an incident and subsequent reports of the same incident in which additional information is provided. It does not include subsequent reports by different reporters in which no additional information is provided.

Reports include a small percentage of cases where no abuse/neglect is alleged, but immediate response is needed. These special conditions cases include "parent

hospitalized, incarcerated, or deceased," and "parent in need of assistance."

Item 2: Identifiers are expunged from unfounded cases, making nonduplication of children in all reports impossible. Item 2 is based upon reports received during the year.

Item 3: The number of reports by source includes the initial report of an incident and subsequent reports of the same incident in which additional information is provided. It does not include subsequent reports by different reporters in which no additional information is provided. The category "child care/foster care/residential care providers" (E) includes only child care. The others are not coded separately.

Item 4: The category "not substantiated allegations that were determined to be intentionally false" (C) is based on "harassment" being coded as the reason the report was classified as unfounded. This is a judgment call made by the protective investigator, not a court finding. The category "other dispositions" (E) includes "special conditions" cases (no abuse/neglect alleged, such as parent hospitalized or deceased) and cases in which the State does not have jurisdiction (such as cases on military bases). Previous years' data have been modified for this item to be consistent with how the same cases are counted under item 6.

Item 5: Unduplicated counts (children and families) cannot be provided because identifiers are expunged from unfounded cases. The duplicated count for families does not include unfounded reports because family information is expunged. The category "number of children" (A) is based upon reports closed during the year.

Item 6: The figures are based on the classification of the report, not the finding for each individual child. For the category "not substantiated" (C), unduplicated counts cannot be provided since identifiers are expunged from unfounded cases, making unduplication of children impossible. The unduplicated total also excludes children in unfounded cases since identifiers have been expunged. The category "other dispositions" (E) includes "special conditions" and "no jurisdiction" cases.

Item 7: The figures are based on the finding for each child for each type of maltreatment. Florida reports whether the abuse was substantiated or indicated. The distribution is as follows: physical abuse, 3,072 children substantiated and 12,683 indicated; neglect, 10,106 substantiated and 30,696 indicated; medical neglect, 631 substantiated and 2,460 indicated; sexual abuse, 3,297 substantiated and 5,022 indicated; psychological or emotional abuse or neglect, 593 substantiated and 3,689 indicated; other, 5,802 substantiated and 15,821 indicated. The category "other" (F) includes such maltreatments as threatened harm, physically-drug-dependent newborn, substance exposed child, and abandonment. Special conditions cases have been excluded. The specific maltreatment "other threatened harm" was eliminated in January 1993, accounting for the decrease in this category. This code had been used as a catchall, and its elimination forced staff to select more specific codes.

Item 8-10: Data are unduplicated counts of victims. Alleged victims are included if any report they were in was substantiated or indicated. These counts are not based on the finding of each child.

Item 10: Hispanics are included in "White—not Hispanic" (A) and "Black—not Hispanic" (B).

Item 11: Data are unduplicated counts of victims. Alleged victims are included if any report they were in was substantiated or indicated. These counts are not based on the findings for each child. The figure is based on interim placement, or removal during investigation not after disposition. It includes placements with relatives as well as placements in substitute care.

Item 12: Data are unduplicated counts of victims. Alleged victims are included if any report they were in was substantiated or indicated. These counts are not based on the findings for each child.

Item 13: Data are unduplicated counts of victims. Alleged victims are included if any report they were in was substantiated or indicated. These counts are not based on the finding for each child. These figures include all dispositions except "dismissed," "unable to locate/moved," and "no on-going services needed." Previous years' data have been corrected.

Item 14: Data are unduplicated counts of victims. The figure includes verified abuse/neglect deaths.

Item 15: Each perpetrator-to-victim pair is counted only once, regardless of how many substantiated or indicated reports involved that pair of individuals. These figures are less than victim counts because abuse/neglect may be substantiated for a victim without confirming who the perpetrator of the incident was. The category "foster parents" (C) is not coded separately. It would most likely be coded as guardians who are counted under "caretaker relatives or

household members" (B). The category "facility staff" (D) includes institution owner, operator, and staff and includes child day care workers. The category "child care providers" (E) includes only sitters. The category "non-caretakers" (F) includes significant others. The category "unknown" (G) includes "other" and "unknown."

STATE OF GEORGIA

Jan South

Unit Manager

Program Management and Support Unit
Georgia Department of Human
Resources

2 Peachtree Street NW, 12-302

Atlanta, GA 30303-3180

(404) 657-3461

(404) 657-3486 fax

Sources of Data and Data Collection Methods

Confirmed cases are entered into a dBASE computer program. Caseworkers complete child abuse forms upon the finding of a case disposition.

Level of Evidence Used to Substantiate a Report

Preponderance of evidence.

Comments on Specific Items

Item 3: In 1992, Georgia did not specifically capture data on victims and perpetrators, but had a report source called "self." For the 1992 data, Georgia added the "self" numbers to the "parent" and "second parent" numbers to give the total number of parents (G). In the past, the term "self" referred to either parents or children who reported themselves, depending on the specific county's

interpretation. Typically "self" was someone reporting themselves as an adult in the categories "custodial parent," "non-custodial parent," "victim," and "alleged maltreater." To promote accuracy, Georgia revised its system in 1993.

Item 4: The number of cases still under investigation at the end of the year was 1,278.

Item 6: "Children still under investigation" (E) is not added into the final child count of 85,118.

Item 7: "Other" (F) includes child fatalities, suicides, gunshot wounds, hospitalizations required, and medical care needed. Georgia reports whether the abuse was "substantiated" or "indicated." The distribution is as follows: physical abuse, 4,345 children substantiated and 5,596 indicated; neglect, 15,175 substantiated and 14,996 indicated; medical neglect, 1,610 substantiated and 1,495 indicated; sexual abuse, 3,336 substantiated and 2,981 indicated; psychological or emotional abuse or neglect, 3,102 substantiated and 2,592 indicated; other, 180 substantiated and 108 indicated; for a total of 27,748 substantiated and 27,768 indicated.

Item 11: The number of victims removed from the home reflects the total number of children removed, regardless of whether they were direct victims of maltreatment or part of a sibling group where only one child was the identified victim.

Item 14: The source of data is the Fatality Review System. This is an intra-agency organization that reviews child deaths in Georgia. The number of child deaths has dropped since 1990. This is due in part to Georgia's increased

attention to its reporting system and the validity of the data being entered. In the past, all child fatalities, regardless of the reason of death (e.g., house fire, car accident, or physical abuse), were entered into the system. Now, Georgia only reports children who the State can confirm to have died as a result of maltreatment. Only one-third of the counties reported to the Child Fatality Review Board in 1992; therefore, the number of fatalities could have been higher with a higher response rate.

TERRITORY OF GUAM

Elsie B. Santos
 Program Management Section Supervisor
 Department of Public Health and Social
 Services
 P.O. Box 2816
 Agana, Guam 96910
 (671) 475-2653/72
 (671) 472-6649 fax

Sources of Data and Data Collection Methods

The information in this form is collected manually from records. Data reported are from 1992.

Level of Evidence Used to Substantiate a Report

No information.

Comments on Specific Items

No comments.

STATE OF HAWAII

Keith Nagai
 Research Statistician
 Planning Office
 Hawaii Department of Human Services
 1390 Miller Street, Room 106
 Honolulu, HI 96813
 (808) 586-5111
 (808) 586-5118 fax

Sources of Data and Data Collection Methods

Hawaii has been converting to a new information system, the Child Protective Services System.

Level of Evidence Used to Substantiate a Report

No information.

Comments on Specific Items

Item 2: The unduplicated count of children who were the subject of a report is 4,862.

Item 5: Hawaii is able to provide both unduplicated and duplicated counts of children and families investigated. Unduplicated data are provided in the summary tables. The duplicated count of children with completed investigations is 4,553; the duplicated count of families with completed investigations is 3,131.

Item 6: Hawaii is able to provide both unduplicated and duplicated counts of children by disposition. The unduplicated counts are provided in the summary tables. The duplicated counts are children substantiated (2,464) and children not substantiated (2,089).

Item 7: The category "neglect" (B) includes abandonment, failure to thrive, lack of supervision, and physical neglect. The category "psychological or emotional abuse or neglect" (E) includes psychological abuse and psychological neglect. The category "other" (F) includes "threatened harm or perceived harm to child."

Item 15: The number reported is the number of children maltreated by that type of perpetrator. Children abused by both parents are counted once, but a child abused by a parent and a sibling is counted twice. The system allows entry of data on one male caretaker, one female caretaker, and one other perpetrator. The category "unknown" (G) includes "other." The Child Protective Services System allows for the "other" category. Hawaii provided an unduplicated count of 1,956 perpetrators.

STATE OF IDAHO

William MacFarland

Director, Information and Resource
Support Services
Division of Family and Community
Services

Idaho Department of Health and Welfare
450 West State Street
Boise, ID 83720
(208) 334-5700
(208) 334-6699 fax

Sources of Data and Data Collection Methods

The FCSIS System provided data for the report. A new system will be implemented in the near future.

Level of Evidence Used to Substantiate a Report

Some credible evidence.

Comments on Specific Items

Item 1: The increase in the number of reports is due to continued improvement in data collection and an increase in the State population.

Item 7: Idaho reports whether abuse was substantiated or indicated. The distribution is as follows: physical abuse, 1,452 children substantiated and 707 indicated; neglect, 2,397 substantiated and 1,343 indicated; medical neglect, 120 substantiated and 49 indicated; sexual abuse, 863 substantiated and 465 indicated; other, 73 substantiated and 28 indicated; and unknown, 274 substantiated and 121 indicated.

Items 8-10: These are not required items for caseworkers, and, therefore, discrepancies cannot be resolved.

Item 11: The decrease in the number of children removed from their homes is due to an emphasis on in-home community services and increased resources.

Item 13: Includes victims and other children in the family.

Item 15: The number of unduplicated perpetrators is 2,397.

STATE OF ILLINOIS

Carl L. Sciarini
 Bureau of Quality Assurance
 Illinois Department of Children and
 Family Services
 406 East Monroe, #222
 Springfield, IL 62701-1498
 (217) 524-2035
 (217) 524-2101 fax

Sources of Data and Data Collection Methods

Data retrieval consists of advanced computer programming using Easytrieve/Nomad software languages to access data found in Department of Children and Family Services (DCFS), Child Abuse and Neglect Tracking System (CAN'TS).

Level of Evidence Used to Substantiate a Report

Credible evidence.

Comments on Specific Items

Item 4: The category "other dispositions" (E) includes the number of investigations still pending a final decision to "indicate" or "unfound" the report.

Item 6: The category "other dispositions" (E) includes the number of investigations still pending a final decision to "indicate" or "unfound" the report.

Item 7: Illinois uses the term "indicated" for its founded dispositions of maltreatment. The category "other" (F) includes "substantial risk of harm."

Item 14: Twenty-four investigations involving the death of a child are still pending a decision to "indicate" or "unfound" the report. Seventy children

have been "indicated victims" of a fatality report for Calendar Year 1993 as of May 31, 1994.

Item 15: All perpetrator data are unduplicated counts.

STATE OF INDIANA

Paula Ferguson
 Supervisor
 Institutional Child Protective Services
 Section
 Indiana Family and Social Services
 Administration
 402 West Washington Street,
 Room W364
 Indianapolis, IN 46204
 (317) 232-4429
 (317) 232-4436 fax

Sources of Data and Data Collection Methods

The source of data is the local counties' Department of Public Welfare Form 311, that gives the history of a child abuse or neglect investigation. This information is mailed to the central office where it is coded for input into the central file data base. The information is then collated and indexed. Then a final written report is completed.

Level of Evidence Used to Substantiate a Report

No information.

Comments on Specific Items

Item 3: The State of Indiana is able to provide data on "source of report" for substantiated and indicated reports only. Data are not kept on unsubstantiated reports.

Items 4 & 6: Indiana does not conduct investigations on children, even though reports are incident based. When it comes to the disposition of a case, all children who are serviced are counted.

Item 7: Indiana reports whether the abuse was "substantiated" or "indicated." The distribution is as follows: physical abuse, 3,298 children substantiated and 3,646 indicated; neglect, 7,741 substantiated and 7,042 indicated; and sexual abuse, 3,848 substantiated and 3,561 indicated.

Item 13: Estimates are provided for the number of families receiving additional services.

Item 14: For the "Annual Fifty State Survey" conducted by the National Committee on Child Abuse Prevention, Indiana reported the figures for the fiscal year, July 1, 1992 through June 30, 1993.

STATE OF IOWA

Wayne McCracken
MDT Coordinator
Division of Adult, Children and Family
Services
Iowa Department of Human Services
5th Floor
Hoover State Building
Des Moines, IA 50319
(515) 281-8978
(515) 281-4597 fax

Sources of Data and Data Collection Methods

Data are collected from Iowa's incident-based system. Every time an incident of child abuse is determined to meet the legal criteria of child abuse in Iowa, the incident is entered into the data base. The

data are duplicated in that a child who was reported to have been abused in more than one incident would appear in the State's system more than once. The same is true with an alleged perpetrator.

Level of Evidence Used to Substantiate a Report

Preponderance of evidence.

Comments on Specific Items

Item 1: Referrals received, but not accepted for investigation, are not considered "reports" and are not included in this number.

Item 3: The category "other" (K) includes all persons who report as permissive reporters including the child, parents, relatives, siblings, friends, neighbors, perpetrators, etc. The "anonymous" category includes those individuals who report potential abuse or neglect without stating their relationship to the child victim.

Item 4: The category other "dispositions" (E) means that the report was "undetermined." There is no preponderance of evidence to support a conclusion that abuse/neglect either happened or did not happen.

Iowa has the following investigation outcome definitions:

Founded Abuse: A preponderance of evidence indicates abuse did occur. Abuse categories include physical abuse, sexual abuse, denial of critical care, and combinations of these categories.

Undetermined: There is no preponderance of evidence to found the abuse or to unfound the abuse. There is an equal amount of evidence indicating that abuse did occur and that abuse did not occur.

Unfounded: There is a preponderance of evidence that abuse did not occur. Unfounded abuse is categorized as "inappropriate care" (child abuse is unfounded, however, some physical or sexual behavior toward a child or some aspects of a child's care have been identified as inappropriate care) or "no concerns" (child abuse is unfounded, and no concerns have been identified).

Item 5: Iowa provided the number of incidents-investigations completed as an estimate of the number of families for whom an investigation was completed.

Item 6: The category "other" (E) refers to undetermined dispositions.

Item 7: The category "psychological and emotional abuse or neglect" (E) includes "failure to provide adequate mental health care" and "gross failure to meet emotional needs." The category "other" (F) reflects the number of cases of founded abuse due to the presence of illegal drugs in a child. Because Iowa's system allows up to five types of injury to be entered for each child victim, the number of victims by maltreatment type exceeds the total number of victims.

Item 10: The category "Asian/Pacific Islander" (E) includes Indo-Chinese.

Item 12: The total includes both when a petition was filed (1,316) or requested (378). In some court jurisdictions, the investigator files the petition; in others,

the investigator requests that the juvenile court officer file the petition.

Item 13: The system reports the number of services provided to families and children after the investigation. It does not sort out whether the report was founded, undetermined, or unfounded. Many times the report may have been unfounded or undetermined, but the investigative worker identifies services needs of the family. For a report to be founded, (1) the perpetrator must have been a caretaker, and (2) the child or family requires services to treat the abuse.

Item 14: Workers have a code for severity of abuse which must be completed on each child victim. Death is one of the options.

Item 15: Iowa's data can only provide information about biological, adoptive or stepparents, other relatives/substitutes, and not reported. In Iowa, the perpetrator must be the caretaker. Although the Iowa system is incident-based, it does provide the number of children who were reported to be abused and the number who were actually abused. The computer system allows for two perpetrators to be recorded for each incident. The category "caretaker relatives or household members" includes all siblings, caretaker paramours, and other relatives.

STATE OF KANSAS

Carolyn Godinez
Management Analyst
Commission on Youth and Adult
Services

Kansas Department of Social and
Rehabilitative Services
300 South West Oakley
Topeka, KS 66606
(913) 296-4637
(913) 296-8136 fax

Sources of Data and Data Collection Methods

This report has been completed by using data from the Child Abuse and Neglect Information System (CANIS). Input is generated directly from the field social workers who do child abuse and neglect investigations. The State fiscal year runs from July 1 to June 30.

Level of Evidence Used to Substantiate a Report

Preponderance of evidence.

Comments on Specific Items

Item 8-10: Because of system and staff changes, Kansas is no longer able to report on only substantiated and indicated victims.

Item 14: The data on child fatalities is created from data submitted by Social Rehabilitative Services social workers who conduct investigations. There may be some instances of investigations by law enforcement officers that are not documented in this system.

Item 15: The CANIS system has multiple files. One is "perpetrator," and the reporting of this category employs

COBAL. Other segments of the system use SAS for reporting procedures. The foster parent count is confirmation for "foster homes."

STATE OF KENTUCKY

Diane Boling
Branch Manager
Division of Program Management
Department for Social Services
Kentucky Cabinet for Human Resources
Sixth Floor West
275 East Main Street
Frankfort, KY 40621
(502) 564-3850
(502) 564-3096 fax

Sources of Data and Data Collection Methods

Data are provided from the Child Abuse/Neglect Central Registry, which is a mainframe-based computer system. The data are collected via a reporting document that is completed by the social worker at the time of investigation.

Level of Evidence Used to Substantiate a Report

Some credible evidence.

Comments on Specific Items

Item 4: This is the number of incidences of maltreatment. One child in item 2 may be included in three separate reports or may have more than one type of abuse/neglect reported on one report.

Items 5 & 6: Number of Children as Subject of an Investigation (item 5) reflects a child count by Child's Social Security Number within a report (one investigation per report). Number of

Children by Disposition (item 6) reflects a count by status of each type reported on a child.

Item 6: The category "closed without a finding" (D) indicates referrals without a finding. A child may have more than one disposition.

Item 7: The category "neglect" (B) includes developmental, psychological, or emotional treatment and dependency. The category "other" (F) includes dependency. A dependent child is one who is not receiving adequate care or supervision, but not through the fault of the parent (e.g., parent is physically ill or injured). Kentucky reports whether the abuse was substantiated or indicated. The distribution is as follows: physical abuse, 4,111 children substantiated and 2,976 indicated; neglect, 9,896 substantiated and 5,696 indicated; sexual abuse, 1,534 substantiated and 1,097 indicated, and "other" 1,072 substantiated and 168 indicated.

Item 10: The category "other" (F) includes "bi-racial."

Item 11: Only includes victims.

Item 12: Includes criminal action and dependency petition files.

Item 13: These are the services provided to Kentucky's 24,121 children and families of substantiated abuse and neglect reports including victims and other children. The system collects information by report; therefore, the numbers in item 13 are more closely related to item 1 than to services for children or incidences of abuse or neglect.

Item 15: The total number of "relationship of perpetrator to victim" equals the number of substantiated victims.

STATE OF LOUISIANA

Walter G. Fahr
Program Manager
Division of Program Management
Office of Community Services
Louisiana Department of Social Services
1309 Stuart Avenue
Baton Rouge, LA 70808
(504) 342-6832
(504) 342-9087 fax

Sources of Data and Data Collection Methods

Information is from the statewide data system. Child protective service workers or data entry operators with the agency enter the information from each parish office, and the data are then aggregated statewide. Most of the data in this summary are based upon validated (substantiated) cases.

Level of Evidence Used to Substantiate a Report

Some credible evidence.

Comments on Specific Items

Item 3: The category "friends and neighbors" (I) includes "other relatives" (H). "Total" represents the total number of allegations by source; an allegation can have more than one source of report.

Item 4: The category "other" (E) includes client non-cooperation, unable to locate family, terminated day care, and investigation and miscellaneous.

Item 7: The category "other" (F) includes fatalities, out of home care allegations, and combination child abuse/neglect.

Item 11: Item 11 includes data for both victims and other siblings in the home.

Item 13: The number of families is the average number of families served per month during calendar year 1992.

Item 15: The number of perpetrators reflects that a single perpetrator could have abused/neglected more than one victim and that a victim could have had more than one perpetrator.

STATE OF MAINE

Robert Pronovost
Supervisor
Statewide Intake Unit
Maine Department of Human Services
State House, Station #11
Augusta, ME 04333
(207) 287-2983
(207) 287-5065 fax

Sources of Data and Data Collection Methods

The statewide computerized data system tracks clients from opening to closing and retains information. Specialized child protective reports are produced quarterly and annually. These reports are the source of data used for this report.

Level of Evidence Used to Substantiate a Report

Some credible evidence.

Comments on Specific Items

Item 3: The category "medical personnel" (B) includes medical personnel and mental health professionals. The category "alleged victims" (F) is estimated.

Item 6: The category "closed without a finding" (E) refers to children at home and without a finding.

Item 11: Item 11 counts only victims.

Item 13: Both victims and other children are included in item 13 if other in-home services are offered. The number of families is reported.

Item 14: These data originate from the State Medical Examiner's Office, Maine Department of Human Services/Child Protective Service records, and review by the Maine Child Death/Serious Injury Multidisciplinary Review Panel.

STATE OF MARYLAND

Stephen Berry, M.S.W.
Policy Specialist
Office of Family and Children's Services
Social Services Administration
Maryland Department of Human Resources
311 West Saratoga Street
Baltimore, MD 21201-3521
(410) 767-7112
(410) 333-0392 fax

Sources of Data and Data Collection Methods

The State's automated system provides data based on the total number of investigations and does not allow for identification of victims, perpetrators, or

reporting sources. Maryland uses the rulings "indicated" and "unsubstantiated" only.

Level of Evidence Used to Substantiate a Report

Credible evidence.

Comments on Specific Items

None.

STATE OF MASSACHUSETTS

Tony Felix
Office of Management, Planning
and Analysis
Department of Social Services
24 Farnsworth Street
Boston, MA 02210
(617) 727-3171, ext. 205
(617) 261-7438 fax

Sources of Data and Data Collection Methods

The source of data is the Department of Social Services Management Information System, ASSIST (Area-based Social Services Information System Technology). Department of Social Services staff enter client information via terminals at service offices across the State. The terminals are linked to the State's mainframe computer system in Boston.

Level of Evidence Used to Substantiate a Report

Some credible evidence.

Comments on Specific Items

Item 1: The number is a duplicated family count.

Items 1-3: The numbers include reports accepted for investigation.

Item 3: The total is for duplicated child counts.

Item 5: The unduplicated count does not equal the number of children-substantiated investigations (item 6A) plus the number of children for whom the allegation was not substantiated (item 6C), since some individuals investigated appear in both the substantiated and unsubstantiated data sets. The unduplicated count for children with completed investigations is 41,280, and the duplicated count is 47,587. The unduplicated number of families is 24,493, and the duplicated count is 28,720.

Item 6: Massachusetts reports on both duplicated and unduplicated counts for item 6. The counts are as follows: substantiated investigations, 22,374 unduplicated children and 24,186 duplicated children; not substantiated investigations, 21,545 unduplicated children and 23,401 duplicated children.

Item 7: The data within this item refer to duplicated counts. The category "medical neglect" (C) is included in "neglect" (B). The category "other" (F) includes congenital drug addiction and failure to thrive. The children subjected to more than one maltreatment are counted in each type.

Item 8: The age of the victim is based upon age at the date of the substantiation.

Item 13: These are duplicated counts.

Item 14: The source for these data is the respondent's PC data base with child

fatality information collected by the Case Investigation Unit (CIU). The CIU staff investigates only the deaths of children known to the department (i.e., open cases or cases closed less than 6 months).

Item 15: Massachusetts' definition of a perpetrator does not include non-caregivers (F); reports on noncaregivers are not accepted for investigation. The counts for each alleged perpetrator category represent the number of children victimized. Many of the children were victimized by multiple perpetrators. Consequently, a child who is maltreated by more than one perpetrator is counted in each perpetrator category.

STATE OF MICHIGAN

Gene Schneider, M.A.
 Program Specialist
 Office of Children's Services
 Michigan Department of Social Services
 235 South Cesar Chavez Avenue
 Lansing, MI 48909
 (517) 373-7580
 (517) 335-6177 fax

Sources of Data and Data Collection Methods

Data are collected from the automated data base called Protective Services Management Information System (PSMIS).

Level of Evidence Used to Substantiate a Report

More than 50 percent credible evidence.

Comments on Specific Items

Item 6: In August 1992, Michigan implemented a policy of perpetrator notification, (i.e., formally notifying every individual identified as a perpetrator of abuse/neglect that his or her name was being placed on the Child Abuse/Neglect Central Registry). Michigan's substantiation rate immediately dropped from the 30-35 percent rate of the previous 7 years to 20-22 percent. The number of children in "substantiated" (A) is the number of actual victims identified in substantiated investigations. The number in "unsubstantiated" (C) is the number of children in all of the investigations who were not identified as victims. Michigan has observed that there are more investigations but fewer substantiations, although many unsubstantiated cases are referred to other programs for services. The Department is giving serious consideration to modifying its program so that more families can be served.

Item 7: The total number is larger than item 6A, because some victims are included in more than one category. Michigan does not have a category called "medical neglect." The total in the category "medical neglect" (C) refers to children who were all victims of congenital drug addiction. The category "other" (F) includes "inappropriate use of funds," "unlicensed home," and "improper guardian."

Items 11-13: The victim counts in these items are estimated based on the total number of cases and the percentages of cases to which each statement applies.

Item 14: Michigan is in the process of beginning an interagency child death review process. It has become clear that Michigan has no means of obtaining an accurate count of victims who die as a result of abuse and neglect. Numbers that have been submitted in the past are not accurate, and there is currently no reliable means of collecting these data.

Item 15: Individual perpetrators may be included as perpetrators more than once during the fiscal year. A substantiated case may identify more than one perpetrator.

STATE OF MINNESOTA

Robert Gillepsie
 Research Analysis Specialist Senior
 Minnesota Department of Human
 Services
 444 Lafayette Road
 St. Paul, MN 55155-3839
 (612) 296-5416
 (612) 297-1949 fax

Sources of Data and Data Collection Methods

The county social service agencies submit a report to the Department of Human Services on each child maltreatment investigation they perform, using a standard manual form. After review and validation, the reports are entered into the automated system. Data submitted are preliminary counts for 1993. Final counts will show higher numbers of reports and children.

Level of Evidence Used to Substantiate a Report

No information.

Comments on Specific Items

Item 3: The total represents duplicated counts with multiple responses.

STATE OF MISSISSIPPI

Dot Roberts
 Program Manager
 Child Protective Services Unit
 Division of Family and Children's
 Services
 Mississippi Department of Human
 Services
 P.O. Box 352
 Jackson, MS 39205
 (601) 359-4486
 (601) 359-4978 fax

Sources of Data and Data Collection Methods

Data are pulled from the Mississippi Social Services Information System. In Mississippi, reports and investigations are synonymous. Only information on children in substantiated investigations is tracked.

Level of Evidence Used to Substantiate a Report

No information.

Comments on Specific Items

Item 7: The category "neglect or deprivation of necessities" (B) includes "medical neglect" (C).

Item 11: Only victims are included in this count.

Item 13: Victims and other children in the family are included in this count.

Item 14: The source for these data is a tabulation of the number of abuse/neglect-related fatalities as received in the State Office of the Department of Human Services. Policy is for the State Office to review all abuse/neglect related fatalities.

Item 15: A perpetrator is counted once, although there may be multiple victims involved.

caretaker responsible for the care, custody, or control of the child.

Unsubstantiated-Preventive Services Indicated: To establish, through investigation, that abuse/neglect has not occurred, but the family is experiencing problems that are unresolved and could potentially contribute to abuse/neglect.

Unsubstantiated: To establish, by proof or competent evidence through investigation, that every allegation of abuse and/or neglect is unfounded.

STATE OF MISSOURI

Bruce Hibbett
Management Analyst
Division of Family Services
Missouri Department of Social Services
P.O. Box 88
Jefferson City, MO 65102
(314) 751-8944
(314) 526-3971 fax

Sources of Data and Data Collection Methods

Data are collected from the statewide automated data base, the Missouri Child Abuse and Neglect Automated System.

Level of Evidence Used to Substantiate a Report

Some credible evidence.

Comments on Specific Items

Missouri has the following definitions of child abuse and neglect.

Probable Cause: To establish, through investigation and supportive evidence, that child abuse/neglect has occurred or is occurring as a result of the actions/inactions of the parent/

Item 2: The duplicated number includes 1,996 children for whom no identifier (name or number) was present. The unduplicated number of children subject of a report was 60,538. As of 1992, all unsubstantiated reports are retained for 5 years.

Item 3: Missouri cannot distinguish "permissive reporters" who would be under the categories of "alleged victims," "parents," "other relatives," "friends and neighbors," and "perpetrators." The total for this group (25,562) has been added to "other" (605) for a total of 26,167.

Item 4: The category of "closed without a finding" (D) includes cases that could not be located. The category "other" (E) includes reports that were out-of-State or related to home schooling. The category "unknown" (F) includes inappropriate reports as well as unknown dispositions.

Item 5: The unduplicated count of children is 56,666, and the duplicated count is 78,992.

Item 6: The category "other" (E) includes home schooling and out-of-State reports. The category "unknown" (F)

includes inappropriate reports as well as unknown dispositions. Missouri reports both unduplicated and duplicated counts as follows: number of "substantiated" children, 14,292 unduplicated and 17,011 duplicated; "reason to suspect" children, 6,180 unduplicated and 6,903 duplicated; "unsubstantiated" children, 40,781 unduplicated and 51,320 duplicated; "closed without a finding" children, 754 unduplicated and 1,552 duplicated; "other dispositions," 487 unduplicated and 600 duplicated; and "unknown dispositions," 58 unduplicated and 1,606 duplicated.

Item 7: The category "other" (F) includes worker findings coded as "educational." The total children reported with substantiated maltreatments is 15,916, and the total number of children reported with indicated maltreatments is 6,183, most of whom had unknown maltreatment types.

Item 15: The category "noncaretakers" (F) includes 71 people who are either school personnel or other. Missouri cannot distinguish between household members who are caretakers and those who are noncaretakers.

STATE OF MONTANA

Frank Kromkowski
Chief
Family/Community Support and
Special Projects Bureau
Montana Department of Family Services
P.O. Box 8005
Helena, MT 59604
(406) 444-5911
(406) 444-5956 fax

Sources of Data and Data Collection Methods

Child Protective Services workers complete a "Report on Child Protective Services Referral" for all completed investigations. Data are entered on the statewide Protective Services Information System (PSIS) of the Department of Family Services. PSIS functions as a central registry of child abuse/neglect investigations conducted by Department of Family Services staff. A DFS-110A report "Report on Child Protective Services Referral" is prepared by Department of Family Services social workers upon the completion of a child abuse/neglect investigation. One DFS-110A report can, and usually does, contain data about child abuse/neglect investigations conducted concerning more than one child in a family.

Level of Evidence Used to Substantiate a Report

Some credible evidence.

Comments on Specific Items

Item 4: The estimate provided for the category "substantiated" (A) is based on the substantiation rate of 35.2 percent for incident allegations. Starting in 1996, the category "indicated" (B) will be a part of Montana's new data system. The category "unsubstantiated" (C) includes investigations that would be counted as "indicated" if Montana used that category. It is also an estimate.

Item 6: The category "substantiated" (A) is an estimate based on the substantiation rate multiplied by the number of children for whom investigations were completed (35.2 percent x 13,713). The category "indicated" (B) will be used in

1996. The category "unsubstantiated" (C) is also an estimate.

Item 7: The data are not available by victim. Montana tracks data by incident. The data provided in the categories "physical abuse" (A), "neglect" (B), and "sexual abuse" (D) are based on substantiated incidents. The category "medical neglect" (C) is included under "neglect" (B). Psychological or emotional abuse (E) is included in physical abuse (A).

Item 8: The ages of victims are based on the percentage of referrals by age applied to 4,827 victims. Montana's age categories are as follows: 0-1, 2-3, 4-5, 6-7, 8-9, 10-11, 12-13, 14-15, 16-17, 18, and over 18. Percentages were provided for each age category: 0-1 (3.27 percent), 2-3 (13.1 percent), 4-5 (13.17 percent), 6-7 (12.94 percent), 8-9 (12.25 percent), 10-11 (10.41 percent), 12-13 (10.44 percent), 14-15 (10.07 percent), 16-17 (7.77 percent), 18 (2.46 percent), and over 18 (4.05 percent).

Item 9: Based on 1990 data regarding percentage of males and females.

Item 10: Numbers estimated by the percentage of ethnic category applied to the estimated 4,827 victims.

Item 15: Data are estimated based on the percentage of substantiated incidents that are associated with a particular category of perpetrator. The percentage for each perpetrator category was applied to the estimated 4,827 victims. The categories "residential facility staff" (D) and "day care providers" (E) are included in the category of "foster parent providers" (C).

STATE OF NEBRASKA

Kryste Wiedenfeld
Program Analyst
Nebraska Department of Social Services
P.O. Box 95026
Lincoln, NE 68509-5026
(402) 471-9175
(402) 471-9455 fax

Sources of Data and Data Collection Methods

Data are provided by the Nebraska Child Abuse and Neglect Information System, an on-line computer system used by case workers at the local level.

Level of Evidence Used to Substantiate a Report

Credible evidence.

Comments on Specific Items

Items 1-3: Nebraska counts investigations, rather than reports.

Item 7: "Medical neglect" (C) is included under "physical abuse" (A). "Psychological abuse or emotional abuse or neglect" (E) is included under "neglect or deprivation of necessities" (B).

Item 8: Age is calculated based on age at the time of the investigation.

Item 14: Information on fatalities is collected only on fatalities the Department has investigated.

Item 15: The information system does not indicate if the relative resides with the child. Unduplicated number of perpetrators is an estimate.

STATE OF NEVADA

MaryEllen White, MSW
Social Service Specialist
Division of Child and Family Services
Nevada Department of Human
Resources
771 East Fifth Street
Carson City, NV 89710
(702) 687-4979
(702) 687-4722 fax

Sources of Data and Data Collection Methods

The data are provided by child protective services workers who are required by law to complete a child abuse input document for each investigation conducted. The child protective services agency then enters the data into the State Central Registry.

Level of Evidence Used to Substantiate a Report

Credible evidence.

Comments on Specific Items

Item 3: "Other" (K) includes 17 clergy.

Item 7: Nevada counts the number of incidents to children, not number of children.

Item 8: Nevada groups age into the following categories: 1-2, 3-5, 6-9, 10-13, 14-15, and 16-17. The data have been reported according to those categories.

Item 13: Report types "court substantiated" and "maltreatment with services" are included.

Item 14: Not all child deaths are reported to the child protective services agency, although it is required by State law.

Item 15: The category "noncaretakers" (F) includes 100 "other" and 434 "boy/girlfriend." The State does not collect data reflecting whether boy/girlfriends were caretakers or noncaretakers of victims.

STATE OF NEW HAMPSHIRE

Bernard W. Bluhm
Program Specialist
Division for Children and Youth
Services
New Hampshire Department of Health
and Human Services
6 Hazen Drive
Concord, NH 03301-6522
(603) 271-4715
(603) 271-4729 fax

Sources of Data and Data Collection Methods

Data are obtained from the reporter of child abuse and by the social service worker at the time of investigation.

Level of Evidence Used to Substantiate a Report

Probable cause.

Comments on Specific Items

Item 3: "Parents" (G) are included in "other relatives" (H).

Item 4: "Unknown dispositions" (F) includes all assessments for which no case outcomes have been received from the assessment workers. These factors may affect the substantiation rate: (1) the standard of proof for substantiation is probable cause, (2) indicated or suspected cases are counted as "unsubstantiated," (3) there is a mandatory notification and appeal process regarding perpetrators in founded cases, and (4) State Supreme Court cases of past several years have redefined what constitutes physical abuse for the agency.

Item 7: "Medical neglect" (C) is included in "neglect" (B).

Item 10: Race and ethnicity codes were inconsistently used by the field offices during the past 2 years and, therefore, are not supplied for 1993.

Item 15: A lower number of perpetrators as compared to the number of victims may be due to cases involving multiple victims with only one perpetrator.

STATE OF NEW JERSEY

F. Kelly Dailey

Manager

Division of Youth and Family Services

50 East State Street

Trenton, NJ 08625

(609) 984-1607

(609) 292-4672 fax

Sources of Data and Data Collection Methods

Data for NCANDS are produced using the State Service Information System.

Level of Evidence Used to Substantiate a Report

Preponderance of evidence.

Comments on Specific Items

Item 4: 1993 data are different from previous years' because the Division of Youth and Family Services began an agency-wide, staff-retraining effort known as the "Case Practice Initiative" in 1993. One core element of the training addressed the criteria used for more carefully classifying incoming referrals as "child abuse and neglect" or as a "family problem." The families classified as having "family problems" are not believed to have committed child abuse or neglect, according to New Jersey statute. The types of situations that may lead to a case classification as a family problem include homelessness; domestic violence; unresolved, child-related medical, emotional, or substance abuse problems; and children with disabilities needing assistance. Also included are unresolved and parent-related medical, emotional, and substance abuse problems that affect the ability of parents to provide basic care for their children. Cases in which parents are not providing appropriate supervision or lack the knowledge of necessary skills to adequately parent are also classified as a family problem referral. These cases are included under "other dispositions" (E) as an indicated risk category.

Item 6: The "other" category (E) includes those cases that are indicated risk.

Items 7–10: Children who have been counted as substantiated victims are reported in these items.

category “other relatives” (H) includes siblings and other relatives. The category “friends and neighbors” (I) includes neighbors, non-relatives, and clergy.

STATE OF NEW MEXICO

Kathy Heidel
Supervisor, ADAPT Unit
Social Services Division
New Mexico Children, Youth and
Families Department
P.O. Drawer 5160
Santa Fe, NM 87502–5160
(505) 827–8415
(505) 827–8480 fax

Sources of Data and Data Collection Methods

The source for these data is the “Annual Referrals for Child Abuse and Neglect.”

Level of Evidence Used to Substantiate a Report

No information.

Comments on Specific Items

Item 3: The category “social services personnel” (A) includes social workers. The category “medical personnel” (B) includes physicians, hospitals, medical examiners, mental health personnel, other health professionals, and community clinic staff. The category “legal/justice personnel” (C) includes attorneys and law enforcement personnel. The category “educational personnel” (D) includes all educational personnel. The category “child care/foster care providers” (E) includes caretakers, public agency personnel, and child care providers. The category “victims” (F) includes self. The category “parents” (G) includes both father and mother. The

Item 7: New Mexico is able to report on both substantiated and indicated dispositions. The distribution is as follows: physical abuse, 1,723 children substantiated and 4,591 indicated; neglect, 4,378 substantiated and 10,504 indicated; and sexual abuse, 779 substantiated and 2,006 indicated.

Item 8: Age is grouped into the following categories: <1, 1–2, 3–4, 5–6, 7–8, 9–10, 11–12, 13–14, 15–16, 17–18+, and unknown. Data on age have been submitted according to these categories.

Item 15: The source of these data is the “Director’s Monthly Reports.” Of 15 reviews, 11 were found to be the proximate result of trauma and regarded as homicide by the Office of Medical Investigation.

STATE OF NEW YORK

Carol Van Kloberg
Director
Bureau of Services Information Systems
New York Department of Social Services
40 North Pearl Street
Albany, NY 12243–0001
(518) 432–2911
(518) 432–2946 fax

Sources of Data and Data Collection Methods

No information has been supplied.

Level of Evidence Used to Substantiate a Report

Some credible evidence.

Comments on Specific Items

Item 3: "Alleged victims" (F) and perpetrators (J) are included in "other" (K). "Parents" (G) are included in "other relatives" (H).

Item 4: The number of investigations by disposition is larger than the number of reports (item 1) due to completed investigations pending from the previous year.

Item 7: The category "other" (F) includes inadequate guardianship and inappropriate isolation. The 1993 submission is based on an unduplicated victim count. However, the submission ignores the possibility that there may be multiple allegations per victim and arbitrarily assigns the victim to the first allegation reported for the victim in the data base. Submissions from previous years reflected allegations in indicated reports regardless of the number of children who were victims of the same abuse in the report. These submissions represented a frequency of allegations in substantiated reports. The State submissions also assigned a large number of "other" allegations.

Item 11: Number includes only victims.

Item 13: Number includes only victims; however, it includes new openings and ongoing services cases with prior openings.

STATE OF NORTH CAROLINA

Jo Ann Lamm

Branch Head

Child Protective Services Branch

Division of Social Services

North Carolina Department of Human Resources

325 North Salisbury Street

Raleigh, NC 27603

(919) 733-3360

(919) 715-3581 fax

Sources of Data and Data Collection Methods

North Carolina Central Registry for Child Abuse and Neglect Cases. Social Workers in 100 county departments of social services are required to complete a DSS-5104 report to the Central Registry at the conclusion of each investigation. This information is entered into the North Carolina Central Registry mainframe. New legislation, effective October 1, 1993, required reporting of dependency allegations, as well as those reports of abuse and neglect. Also, child protective services policy changes, effective September 1, 1993, allowed for additional reports made on the same child during the course of an on-going investigation to be considered "additional information" rather than a new report.

Level of Evidence Used to Substantiate a Report

Some credible evidence.

Comments on Specific Items

Item 1: Each report accepted for investigation was counted, regardless of the number of children involved in the report.

Item 7: The category "psychological or emotional abuse or neglect" (E) includes "and refuses to permit, provide for, or participate in treatment." The category "other" (F) includes "moral turpitude: encourages, directs, or approves of delinquent acts involving moral turpitude committed by a juvenile."

Item 11: "Home" is interpreted as any residence from which the child was removed and placed in Division of Social Services custody during the calendar year. The increase in this field over 1992 might be attributable to better data collection across two systems.

Item 12: Item 12 counts those children who were removed by the date of the case decision and were entered into the child placement system.

Item 14: The number represents those children who died as a result of suspected or confirmed abuse and neglect. The children are listed in the Child Fatality Subsystem, which is a subsystem of the Central Registry.

Item 15: A perpetrator is counted only once for each investigation where abuse, neglect, or dependency is substantiated, regardless of the number of victim children. More than one perpetrator may be involved in each investigation.

STATE OF NORTH DAKOTA

Gladys Cairns
Administrator
Child Protection Services
North Dakota Department of Human
Services
600 East Boulevard
Bismarck, ND 58505-0250
(701) 224-4806
(701) 224-2359 fax

Sources of Data and Data Collection Methods

The Department of Human Services Child Abuse and Neglect automated data system.

Level of Evidence Used to Substantiate a Report

Some credible evidence.

Comments on Specific Items

Items 4 & 6: The category "substantiated" (A) is equated with "probable cause," and the category "not substantiated" (C) is equated with "no probable cause."

Item 7: The category "other" (F) includes abandonment, tying, and close confinement. More than one maltreatment per child is possible.

Item 15: North Dakota is able to provide relationship data for alleged victims, but not for substantiated victims only.

**COMMONWEALTH OF
NORTHERN MARIANA
ISLANDS**

Margaret Olopai-Taitano
Administrator
Division of Youth Services
Department of Community and Cultural
Affairs
Commonwealth of the Northern
Mariana Islands
Saipan, CM 96950

**Sources of Data and Data Collection
Methods**

No information.

**Level of Evidence Used to Substantiate
a Report**

No information.

Comments on Specific Items

None.

STATE OF OHIO

Samuel L. Sutton
Supervisor
Office of Child Care and Family Services
Ohio Department of Human Services
65 East State Street, 9th Floor
Columbus, OH 43214
(614) 466-7884
(614) 466-6185 fax

**Sources of Data and Data Collection
Methods**

The Statewide Family and Children
Services Information System (FACSIS).

**Level of Evidence Used to Substantiate
a Report**

No information.

Comments on Specific Items

Item 3: The number for "parents" (G) is
included in "other relatives" (H).

STATE OF OKLAHOMA

Kathy Simms
Program Supervisor
Division of Children, Youth and Family
Services
Oklahoma Department of Human
Services
P.O. Box 25352
Oklahoma City, OK 73125
(405) 521-2283
(405) 521-4373 fax

**Sources of Data and Data Collection
Methods**

The source of data is the annual report,
"Child Abuse and Neglect Statistics—
Fiscal Year 1993." All statistics are
child-based and duplicated. Data reflect
information on each reported case of
abuse.

**Level of Evidence Used to Substantiate
a Report**

Preponderance of evidence.

Comments on Specific Items

Item 3: The category "friends and neighbors"
(I) includes "perpetrators" (J). The category
"other" includes "anonymous or unknown
reporters" (L). It was not possible to do a
special run this year to account for all reports.

Item 7: Children can be victims in one incident of more than one type of abuse or neglect.

Item 8: Although data have been provided for each age year, the State groups ages into the following categories: 1-2, 3-6, 7-11, and 12-17.

Item 10: The category "other" (F) includes "Asian/Pacific Islander" (E).

Item 15: Child Welfare does not investigate the "Number of Perpetrators Who Were Residential Facility Staff" (D).

STATE OF OREGON

Terry Peterson
 Research Analyst
 Children's Services Division
 Research Unit
 HRB—4th Floor South
 500 Summer Street NE
 Salem, OR 97310-1017
 (503) 945-6673
 (503) 373-0728 fax

Sources of Data and Data Collection Methods

No information.

Level of Evidence Used to Substantiate a Report

Some credible evidence.

Comments on Specific Items

Item 2: Oregon only counts a child if the report is "substantiated."

Item 4: Oregon's "other disposition" (E) is "unable to determine." It is defined as "insufficient evidence to conclude that abuse occurred."

Item 6: Totals are substantiated-only reports.

Item 7: The category "medical neglect" (C) is a subset of "neglect and physical abuse," but Oregon reported numbers that included the 528 cases of medical neglect. The category "other" (F) includes "threat of harm."

Item 11: Only children with substantiated dispositions are counted.

Item 13: Other children in the household could also be removed and are counted in this item.

Item 15: The category "foster parents" (C) includes unpaid relative care. A perpetrator is counted once for each incidence of abuse. An incidence can involve one or more victims.

REPUBLIC OF PALAU

A.H. Polloi, M.O.
 Director
 Bureau of Public Health
 P.O. Box 6027, Koror
 Palau, PW 96940

Sources of Data and Data Collection Methods

Palau has not established an automated child protective services information system, and thus data are not retrievable or documented in any form suitable for the NCANDS. However, Palau is working toward this goal.

Level of Evidence Used to Substantiate a Report

No information.

Item 10: Pennsylvania law does not permit collection of race information.

Comments on Specific Items

No comments.

COMMONWEALTH OF PUERTO RICO

STATE OF PENNSYLVANIA

Lawrence G. Woods, M.P.A.
Director of Information Systems
Office of Children, Youth and Families
Pennsylvania Department of Public Welfare
DPW Complex 2
Lanco Lodge, Building 25, 1st Floor
Harrisburg State Hospital
Harrisburg, PA 17110
(717) 772-7296
(717) 772-6442 fax

Maria Carrillo
Acting Director for Families with Children Program
Puerto Rico Department of Social Services
P.O. Box 11398, Miramar
Santurce, Puerto Rico 00910

Sources of Data and Data Collection Methods

Data provided were from, "Programa de Servicios a Familias, Movimiento de Referidos y Casos, Servicio de Proteccion." Data reported are from 1992.

Sources of Data and Data Collection Methods

Child abuse reports are sent to the Child Abuse Central Registry (ChildLine) at the completion of an abuse investigation.

Level of Evidence Used to Substantiate a Report

Credible evidence.

Level of Evidence Used to Substantiate a Report

Preponderance of evidence.

Comments on Specific Items

None.

STATE OF RHODE ISLAND

Comments on Specific Items

Item 6: The category "closed without a finding" (D) includes "unfounded due to exceeding the 60-day investigation period." The category "other dispositions" (E) includes "unfounded pending juvenile court action."

Item 7: By Pennsylvania law, general neglect is not counted as child maltreatment.

Carolyn C. Friedman
Chief
MIS, Research and Evaluation
Division of Management and Budget
Rhode Island Department of Children, Youth and Families
Building 8
610 Mount Pleasant Avenue
Providence, RI 02908-1935
(401) 457-4810
(401) 457-4804 fax

Sources of Data and Data Collection Methods

All data are from the Rhode Island Department of Children, Youth and Families Child Abuse and Neglect Tracking System (CANTS), which tracks all child abuse investigations and early-warning reports.

Level of Evidence Used to Substantiate a Report

Credible evidence.

Comments on Specific Items

Item 4: The category "closed without a finding" (D) includes "unable to complete." The category "other" (E) includes cases that are pending.

Item 5: Rhode Island reports an unduplicated count of 9,695 and a duplicated count of 13,056.

Item 6: Rhode Island has a two-tier system, with the highest disposition being "reason to suspect." These cases are counted by NCANDS as substantiated. Rhode Island reports both unduplicated and duplicated counts: substantiated, 3,130 unduplicated children and 4,338 duplicated; not substantiated, 6,574 unduplicated and 8,727 duplicated; closed without a finding, 170 unduplicated and 196 duplicated.

Item 11: Victims and other children are included.

Item 14: Reflects information from DCYF investigations only.

Item 15: Rhode Island provides data based on the fiscal year to the "Annual Fifty State Survey." The category

"unknown" (G) includes the categories "other" and "not reported."

STATE OF SOUTH CAROLINA

Joanne Schaeckel

Liaison Worker, Child Protective Services Unit

South Carolina Department of Social Services

P.O. Box 1520, Room 507
Columbia, SC 29202-1520

(803) 734-5670

(803) 734-6285 fax

Sources of Data and Data Collection Methods

South Carolina's Central Registry is computer based, with data entry done at the county level. During an investigation, workers complete three data entry forms that provide demographic and descriptive data on the child protective services investigation and the individuals investigated (all adults and children). The Central Registry contains data on 93 percent of the cases investigated at the local level but excludes data on institutions and child care facilities.

Level of Evidence Used to Substantiate a Report

Some credible evidence.

Comments on Specific Items

Item 2: By South Carolina statute, all children in the setting of the alleged victim are subjects of a report.

Item 6: By statute, all cases must have a specific finding of indicated or unfounded.

Item 7: The category "neglect" (B) includes physical neglect. The category

“other” (F) includes educational neglect, contributing to delinquency, threat of harm, abandonment, and other.

Item 8: South Carolina statute does not include the age group “18 or older.”

Item 10: In South Carolina, mixed-race families are coded based upon their preference.

Item 12: This is an elective field in the data base.

Item 13: By statute, all indicated cases must receive an assessment for future services and would be opened as a new case.

Item 14: This is limited to situations that were reported to the Division of Social Services. If the matter was not reported by law enforcement or the coroner or processed in some other manner, it was not included. The figure does not include any children whose deaths were the result of severe birth defects that may have been the result of prenatal substance abuse.

Item 15: On January 1, 1993, South Carolina enacted a statutory change regarding perpetrator definition in the Central Registry. South Carolina’s Department of Social Services anticipates that this will affect State data by creating more situations in which a perpetrator cannot be identified. South Carolina’s Child Protective Statute does not include the category non-caretaker. If there are two perpetrators in an incident, each one is counted.

STATE OF SOUTH DAKOTA

Merlin D. Weyer
Program Specialist
South Dakota Department of Social
Services
700 Governors Drive
Pierre, SD 57501
(605) 773-3227
(605) 773-6834 fax

Sources of Data and Data Collection Methods

Data are provided by a computerized information system, compiled through worker entries.

Level of Evidence Used to Substantiate a Report

Some credible evidence.

Comments on Specific Items

Item 6: The unduplicated number of children with substantiated investigations is 2,092.

Item 7: The category “medical neglect” (C) is included in “neglect” (B).

STATE OF TENNESSEE

Louis Martinez, M.S.W.
Program Specialist III
Tennessee Department of Human
Services
400 Deaderick Street, 14th Floor
Nashville, TN 37248
(615) 741-5927
(615) 532-6495 fax

Sources of Data and Data Collection Methods

Data are entered at intake points across Tennessee and maintained in a central

computer system. The computer system contains information on completed investigations only.

Level of Evidence Used to Substantiate a Report

Substantial and material evidence.

Comments on Specific Items

Item 1: The number may include multiple reports on the same child.

Item 5: "Number of Families—Investigations Completed" is an estimated count.

Item 6: The number may include multiple reports on the same child victim.

Item 14: This number is lower than the count reported in the "Annual Fifty States Survey," because it describes fiscal year, rather than calendar year. It represents only those incidents in which abuse and neglect were substantiated and the matter came to the attention of the State office. For calendar year 1994, new codes (abuse death and neglect death) have been added to the computer system to enable the Department to generate statewide totals for this data item.

Item 15: The child protective services computer system cannot provide data for an unduplicated number of perpetrators. There usually is only one perpetrator per victim recorded in Tennessee's computer information system.

STATE OF TEXAS

Deborah Washington

Statistical Analyst

Texas Department of Protective and
Regulatory Services

P.O. Box 149030, MC E-661

Austin, TX 78714-9030

(512) 450-4077

(512) 450-4853 fax

Sources of Data and Data Collection Methods

Data are derived from Texas' Child Abuse and Neglect Reporting and Information System (CANRIS). The system contains information on completed investigations only.

Level of Evidence Used to Substantiate a Report

Preponderance of evidence.

Comments on Specific Items

Item 4: "Other" (E) category includes dispositions with which staff concluded that none of the other dispositions was appropriate. In Texas, the following are the definitions for dispositions:

Reason to Believe: Based on some credible evidence, staff concluded that abuse or neglect occurred (SDC code, substantiated).

Ruled Out: Staff concluded that the investigation clearly rules out abuse or neglect or warrants a reasonable conclusion that no abuse or neglect occurred (SDC code, not substantiated).

Moved: Before staff could reach a conclusion, the persons involved in the report moved and could not be located (SDC code, closed without a finding).

Unable to Determine: Staff concluded that none of the other dispositions were appropriate (SDC code, other dispositions).

Item 6: The "other" (E) category includes the children for whom "staff concluded that none of the other dispositions was appropriate."

Item 7: Workers are allowed to enter up to four types of maltreatment per victim. "other" (F) includes children with a maltreatment type of "abandonment" and "refusal to accept parental responsibility."

Item 11: Victims only.

Item 13: Victims only.

Item 15: The information provided is duplicated. Texas' reporting system counts perpetrators for each incident investigated.

STATE OF UTAH

Alan Johnson
Research Analyst
Division of Family Services
Utah Department of Human Services
120 North 200 West
Salt Lake City, UT 84145
(801) 538-4018
(801) 538-4016 fax

Sources of Data and Data Collection Methods

A child abuse/neglect report is used statewide, and data from the reports are entered into a central automated system.

Level of Evidence Used to Substantiate a Report

Credible evidence.

Comments on Specific Items

Item 2: Duplicated number is an estimate derived from item 1.

Item 7: The categories "abandonment," 53; "dependent," 884; "non-supervision," 1515; and "failure to protect," 71 have been included in "neglect" (B).

Items 11: Only victims.

STATE OF VERMONT

Phillip M. Zunder, Ph.D.
Director of Planning and Research
Vermont Department of Social and
Rehabilitative Services
103 South Main Street
Waterbury, VT 05671-2401
(802) 241-2112
(802) 241-2114 fax

Sources of Data and Data Collection

Methods

Data are derived from the Integrated Social Services Database.

Level of Evidence Used to Substantiate a Report

Preponderance of evidence.

Comments on Specific Items

Item 2: The State provides both an unduplicated number of children (2,794) and a duplicated number of children (3,190).

Item 5: Vermont is able to provide both unduplicated and duplicated counts of children and families. The unduplicated count of children is 2,794; the unduplicated count of families is 2,224. The duplicated count of children is 3,190; the duplicated count of families is 2,732.

Item 7: Neglect includes "substantial risk of sexual abuse," "substantial risk of other abuse," and "educational neglect."

Item 15: The count is unduplicated within a category, but duplicated across categories. These are only substantiated perpetrators.

STATE OF VIRGINIA

Rita Katzman
 Child Protective Services Program
 Manager
 Virginia Department of Social Services
 730 East Broad Street
 Richmond, VA 23219
 (804) 692-1259
 (804) 692-2215 fax

Sources of Data and Data Collection Methods

Virginia collects data from information provided by local child protective services staff on computer-generated forms, produced when the local worker registers each child protective services complaint by phone with the Central Registry.

Level of Evidence Used to Substantiate a Report

Preponderance of evidence.

Comments on Specific Items

Item 4: There were 79 pending investigations. These are not included in the total of completed investigations.

Item 7: Virginia provides data by both substantiated maltreatments and indicated maltreatments. The distribution is: abuse, 2,427 substantiated children and 1,330 indicated; neglect, 6,625 substantiated and 2,221 indicated; medical neglect, 318 substantiated and 119 indicated; sexual abuse, 1,918 substantiated and 634 indicated; psychological or emotional abuse and neglect, 894 substantiated and 535 indicated; and other, 228 substantiated and 75 indicated.

Item 11: Victims only.

Item 13: 1993 data represent the first complete year of data collection from the Child Abuse and Neglect Information System (CANIS). Since July 1, 1992, data are collected for "victims," (9,982), "involved caretakers," and "non-involved caretakers" (total 7,990). Prior to July 1, 1992, this information was coded by "victim only," "both victims and caretakers," and "caretakers only."

Item 15: Virginia counts the relationship by victim. Therefore, one abuser may be counted multiple times. For example, an abuser could be mother to one victim, grandmother to a second victim, and aunt to a third victim. This abuser would be counted three times.

VIRGIN ISLANDS

Alecia G. Benjamin
 Administrator, Adult Services
 Department of Human Services
 Estate Thomas Multipurpose Center
 Charlotte Amalie, Virgin Islands
 00802
 (809) 774-4673
 (809) 777-5123 fax

Sources of Data and Data Collection Methods

Data reported are from 1992.

Level of Evidence Used to Substantiate a Report

No information.

Comments on Specific Items

None.

STATE OF WASHINGTON

Richard Campbell
 IS Manager
 Division of Children and Family
 Services
 Washington Department of Social and
 Health Services
 14th and Jefferson
 Office Building 2, 3rd floor
 Olympia, WA 98504-5710
 (206) 586-6533
 (206) 586-9102 fax

Sources of Data and Data Collection Methods

Data for the State are from the Case and Management Information System (CAMIS). In addition, hand-generated forms are submitted by local office staff to Social Services Payment System

(SSPS). Data are also keyed into a computer by a local clerk or social worker. Service code data for Child Protective Services is gathered at intake only. Information reflects reported data.

Level of Evidence Used to Substantiate a Report

Preponderance of evidence.

Comments on Specific Items

Item 3: The increase in social service personnel (A) is most likely due to major edit tightening completed in August 1993. Loopholes as to where the referral originated were closed.

Item 4: The large percentage of substantiated investigations may be due to what data are accepted as valid referrals. Washington is currently working on an investigation segment of CAMIS. When this is completed (1995), Washington will have a more-accurate reflection of substantiated investigations.

Item 7: The large percentage of "unknown" (G) is because users can enter referrals into CAMIS without entering child abuse and neglect codes. This will be fixed when the investigation segment is completed.

Item 11: The increase in this number over the number in 1992 is due to additional placement information gathering incorporated into the CAMIS system during 1993.

Item 14: Number of deaths is extracted from "Crime in Washington State," the annual report of the Association of Police Chiefs and Sheriffs.

STATE OF WEST VIRGINIA

Kathie King
 Program Manager
 Office of Social Services
 West Virginia Department of Health and
 Human Resources
 State Capitol Complex
 Building 6, Room 850
 Charleston, West Virginia 25305
 (304) 558-7980
 (304) 558-8800 fax

Sources of Data and Data Collection Methods

West Virginia does not have the data processing equipment or systems for collecting child maltreatment information. Data are from the monthly protective services reports.

Level of Evidence Used to Substantiate a Report

No information.

Comments on Specific Items

None.

STATE OF WISCONSIN

Teresa Gill Bacchi
 Child Abuse and Neglect Specialist
 Bureau for Children, Youth and Families
 Wisconsin Department of Health and
 Social Services
 P.O. Box 7851
 1 West Wilson Street, #465
 Madison, WI 53707
 (608) 267-7732
 (608) 264-6750 fax

Sources of Data and Data Collection Methods

Data are collected from a paper (nonautomated) system. Staff in county agencies complete a form at the end of an investigation and forward it to the child protective services agency.

Level of Evidence Used to Substantiate a Report

Preponderance of evidence.

Comments on Specific Items

Item 3: Under "Social Services Personnel," (A) Wisconsin includes mental health professionals, social workers, public assistance workers, and alcohol and other drug abuse (AODA) counselors.

Item 4: The category "closed without a finding" (D) is an approximation.

Item 6: The number of unsubstantiated children (C) is an estimate.

Item 11: Of the number of victims removed from the home, 1,337 were victims of neglect, 811 were victims of physical abuse, 320 were victims of sexual abuse, and 97 were victims of emotional abuse.

Item 12: Of the number in item 12 (3,829), 449 were for sexual abuse.

Item 14: There were 28 allegations.

STATE OF WYOMING

Richard Robb
 Family Services Consultant
 Wyoming Department of Family
 Services
 Hathaway Building, Rm 322
 200 Capitol Avenue
 Cheyenne, WY 82002
 (307) 777-7150
 (307) 777-7747 fax

Sources of Data and Data Collection Methods

Wyoming's data system is not producing reliable reports. Some data presented are a best estimate based on the data system and information from past reports.

Comments on Specific Items

The numbers for 1993 are greater than those from 1992, because 1993 numbers include "low-risk" cases.

Item 4: Other dispositions (E) includes "low-risk" cases.

Item 6: "Substantiated children" (A) includes "moderate- to high-risk" cases. "Other" (E) includes "low-risk" cases.

Item 7: "Other" (F) includes "low-risk" abuse/neglect service cases. The type of abuse/neglect for these cases is not available.

Item 9: The male (A) and female (B) categories include moderate-to-high-risk cases. The "unknown" category (C) includes "low-risk" cases.

THE ARMED SERVICES

JanaLee Sponberg
 Management Analyst
 Office of Family Policy, Support and
 Services
 Department of Defense
 Ballston Towers 3, Room 917
 4015 Wilson Boulevard
 Arlington, VA 22203-5190
 (703) 696-4555
 (703) 696-6344 fax

Sources of Data and Data Collection Methods

All data are unduplicated within each service. Data are compiled from all four services. Data are categorized by CONUS (Continental United States) and OCONUS (Outside Continental United States). The data provided under CONUS may also be counted in State data, while reports originating outside the USA are not included in the State reports.

Army: Data are collected from DD Form 2486, Child/Spouse Incident Reports sent by Army MTF worldwide. The information is maintained in an automated data base. Specified data elements were selected from those reports in order to complete this task. The Army Central Registry no longer tracks suspected cases. Case data for unsubstantiated cases may or may not be available, as they are purged from the registry at the end of each fiscal year.

Air Force: The data are derived from reports from the Air Force Central Registry received from U.S. Air Force installations, located both within and outside of the United States and its territories.

Navy: Navy Department Central Registry.

Marines: Navy Department Central Registry.

Level of Evidence Used to Substantiate a Report

No information.

Comments on Specific Items

None.

END