



Statistical Supplement
to the
1993-1994 Annual Report
of the
Arkansas Judiciary

153483

U.S. Department of Justice
National Institute of Justice

This document has been reproduced exactly as received from the person or organization originating it. Points of view or opinions stated in this document are those of the authors and do not necessarily represent the official position or policies of the National Institute of Justice.

Permission to reproduce this copyrighted material has been granted by
Arkansas Administrative Office
of the Courts

to the National Criminal Justice Reference Service (NCJRS).

Further reproduction outside of the NCJRS system requires permission of the copyright owner.

153483

Published by the Administrative Office of the Courts



MAR 22 1995

PREFACE ACQUISITIONS


This publication is prepared and printed annually by the Administrative Office of the Courts. The report reflects activity in state and local courts from July 1, 1993 through June 30, 1994.

This report is made possible through the assistance of court clerks who serve general and limited jurisdiction courts in seventy-five counties and of many case coordinators who serve the trial courts.

The efforts of the members of Systems Division is gratefully acknowledged. They are Dinda Hemphill, Eileen Parins, Ben Houston, Sue Towell, Beth Collins, Jack Marks, Pete Neathery, Connie Binz, Nicole Hilliard and Wade Hankins. A special thanks to Mary Ann Rose for her administrative support of Systems Division.

This report attempts to accurately reflect the work of Arkansas courts during the past fiscal year. Notice of any errors in reporting or calculations would be appreciated. Inquiry should be made to the:

ADMINISTRATIVE OFFICE OF THE COURTS
SYSTEMS DIVISION
JUSTICE BUILDING
625 MARSHALL STREET
LITTLE ROCK, AR 72201
(501) 376-6655



John Stewart
Chief, Systems Division

TABLE OF CONTENTS

<u>PAGE</u>	<u>TABLE OR CHART NAME</u>
APPELLATE COURTS	
1	Supreme Court Caseload Activity
2	Supreme Court Petition Activity
3	Supreme Court Written Opinions
4	Supreme Court Disposition Summary
5	Supreme Court Caseload Activity (Chart)
5	Supreme Court Time Study (Chart)
6	Map of Arkansas' Court of Appeals Districts
7	Court of Appeals Caseload Activity
8	Court of Appeals Petition Activity
9	Court of Appeals Written Opinions
10	Court of Appeals Disposition Summary
11	Court of Appeals Caseload Activity (Chart)
11	Court of Appeals Time Study (Chart)
GENERAL JURISDICTION COURTS	
12	Map of Arkansas' Judicial Districts
13	Circuit Courts - Caseload Activity (Chart)
13	Chancery Courts - Caseload Activity (Chart)
14	State Case Processing Times (Chart)
15	Statewide Filings by Case Type (Chart)
16	Total Cases Filed - Circuit Court and Chancery & Probate Court
16	Statewide Average Filings Per Judge
17	Ranking of Circuit and Chancery Courts by Filings Per Judge
18	Ranking of Circuit Court by Filings Per Judge
19	Ranking of Chancery & Probate Courts by Filings Per Judge
20	Circuit Court and Chancery Court Disposition Rates
21	Circuit Court and Chancery Court Pending Cases Over Two Years Old
22	Criminal Caseload Summary
61	Civil Caseload Summary
102	Chancery Caseload Summary
162	Probate Caseload Summary
219	Juvenile Caseload Summary
LIMITED JURISDICTION COURTS	
256	Municipal Court Filings (Chart)
257	Municipal and City Court Statewide Statistics
258	Municipal Court Caseload Summary
321	City Court Caseload Summary
MISCELLANEOUS	
373	Public Defenders Report
374	Table of Assignment of Judges
380	Court Interpreters Program
381	Annual Report of Judicial Education
382	Education Conferences
383	Out of State Education



APPELLATE COURTS



SUPREME COURT CASELOAD ACTIVITY

	APPEALS				TYPE OF TERMINATIONS			
	Pending Start	Filed	Terminated	Pending End	Opinions	Dismissals	Transfers	Others
CRIMINAL								
<i>Felony</i>	19	23	25	17	25	0	0	0
<i>Capital Felony</i>	62	116	112	66	108	1	3	0
<i>Misdemeanor</i>	4	12	12	4	10	0	2	0
<i>Post Conviction</i>	26	94	88	32	51	37	0	0
<i>Law</i>	13	20	26	7	23	1	2	0
<i>Review</i>	0	2	1	1	1	0	0	0
TOTAL:	124	267	264	127	218	39	7	0
CIVIL								
<i>Equity</i>	30	93	78	45	61	8	8	1
<i>Law</i>	74	173	181	66	144	31	6	0
<i>Probate</i>	8	20	21	7	14	4	3	0
<i>Post Conviction</i>	0	3	1	2	1	0	0	0
<i>Original</i>	1	4	3	2	3	0	0	0
<i>Review</i>	3	7	8	2	7	1	0	0
TOTAL:	116	300	292	124	230	44	17	1
GRAND TOTAL:	240	567	556	251	448	83	24	1

SUPREME COURT PETITION ACTIVITY

	PENDING START	FILINGS	TERMINATIONS			PENDING END
			GRANTED	DENIED	OTHER	
CRIMINAL						
<i>Certiorari</i>	1	16	11	3	1	2
<i>Mandamus</i>	5	21	2	19	0	5
<i>Prohibition</i>	0	16	1	14	0	1
<i>Rehearing</i>	1	40	0	39	0	2
<i>Review</i>	2	10	2	8	0	2
<i>Rule on Clerk</i>	3	26	15	8	1	5
TOTAL:	12	129	31	91	2	17
CIVIL						
<i>Certiorari</i>	0	8	1	6	0	1
<i>Habeas Corpus</i>	0	1	0	1	0	0
<i>Mandamus</i>	2	17	1	16	1	1
<i>Prohibition</i>	1	22	3	16	0	4
<i>Rehearing</i>	7	65	0	68	0	4
<i>Review</i>	0	32	7	18	0	7
<i>Rule on Clerk</i>	0	26	2	23	0	1
TOTAL:	10	171	14	148	1	18
GRAND TOTAL:	22	300	45	239	3	35

SUPREME COURT WRITTEN OPINIONS

	MAJORITY	CONCUR	DISSENT	CONCUR/ DISSENT	TOTAL
<i>Brown</i>	54 ¹	15	13	4	86
<i>Corbin</i>	47 ¹	2	2	0	51
<i>Dudley</i>	56 ²	3	5	1	65
<i>Glaze</i>	57	6	8	0	71
<i>Hays</i>	53	1	22	1	77
<i>Holt</i>	56 ³	1	3	1	61
<i>Newbern</i>	56 ⁴	2	10	1	69
<i>Special</i>	13	0	3	2	18
Subtotal:	392	30	66	10	498
<i>Per Curiam</i>	196				196
Total:	588	30	66	10	694

¹Total includes one Supplemental opinion.

²Total includes one Per Curiam opinion (Recusal Denied).

³Total includes four Supplemental opinions.

⁴Total includes one Substituted opinion.

SUPREME COURT DISPOSITION SUMMARY

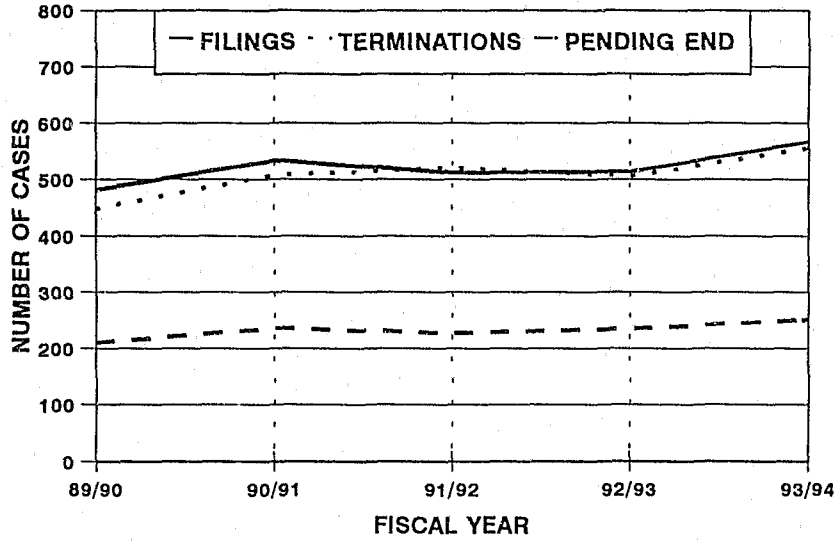
	CRIMINAL							CIVIL							GRAND TOTAL
	Capital Felony	Felony	Misde- meanor	Post Convic- tion	Law	Review	SUB TOTAL	Equity	Law	Probate	Post Convic- tion	Original	Review	SUB TOTAL	
<i>Affirmed</i>	21	95	8	49	12	1	186	32	78	10	1	1	5	127	313
<i>Dismissed</i>	1	0	1	1	1	0	4	7	9	0	0	1	0	17	21
<i>Reversed & Remanded</i>	1	7	0	0	7	0	15	9	31	2	0	1	1	44	59
<i>Reversed & Dismissed</i>	1	4	1	0	1	0	7	5	6	0	0	0	0	11	18
<i>Others*</i>	1	2	0	1	2	0	6	8	20	2	0	0	1	31	37
SUB TOTAL:	25	103	10	51	23	1	218	61	144	14	1	3	7	230	448
<i>Dismissed w/o Opinion</i>	0	1	0	37	1	0	39	8	31	4	0	0	1	44	83
<i>Transferred to Ct. of Appeals</i>	0	3	2	0	2	0	7	8	6	3	0	0	0	17	24
<i>Other Dispositions</i>	0	0	0	0	0	0	0	1	0	0	0	0	0	1	1
SUB TOTAL:	0	4	2	37	3	0	46	17	37	7	0	0	1	62	108
GRAND TOTAL:	25	112	12	88	26	1	264	78	181	21	1	3	8	292	556

*Other opinions include Affirmed in Part, Reversed and Remanded in Part; Reversed and Remanded in Part, Reversed and Dismissed in Part; Sentence Vacated, Remanded with Instructions to Modify; Error Declared; and Reversed.

SUPREME COURT

CASELOAD ACTIVITY

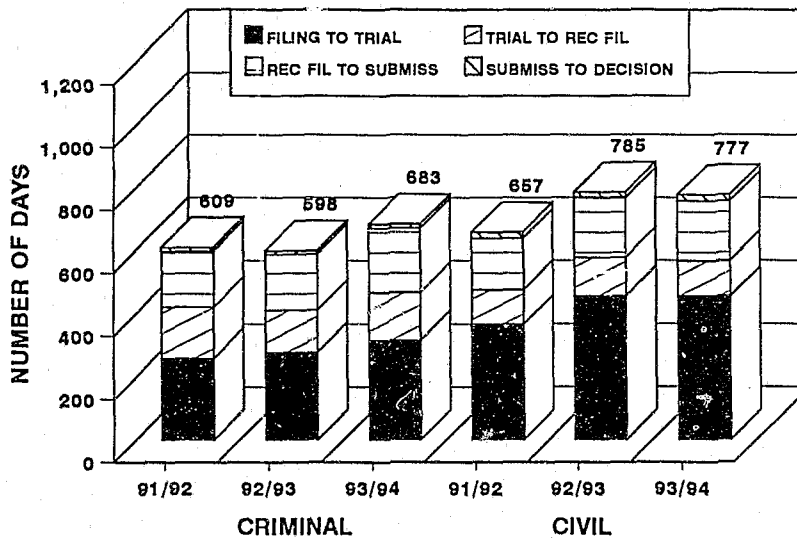
FY 89/90 - FY 93/94



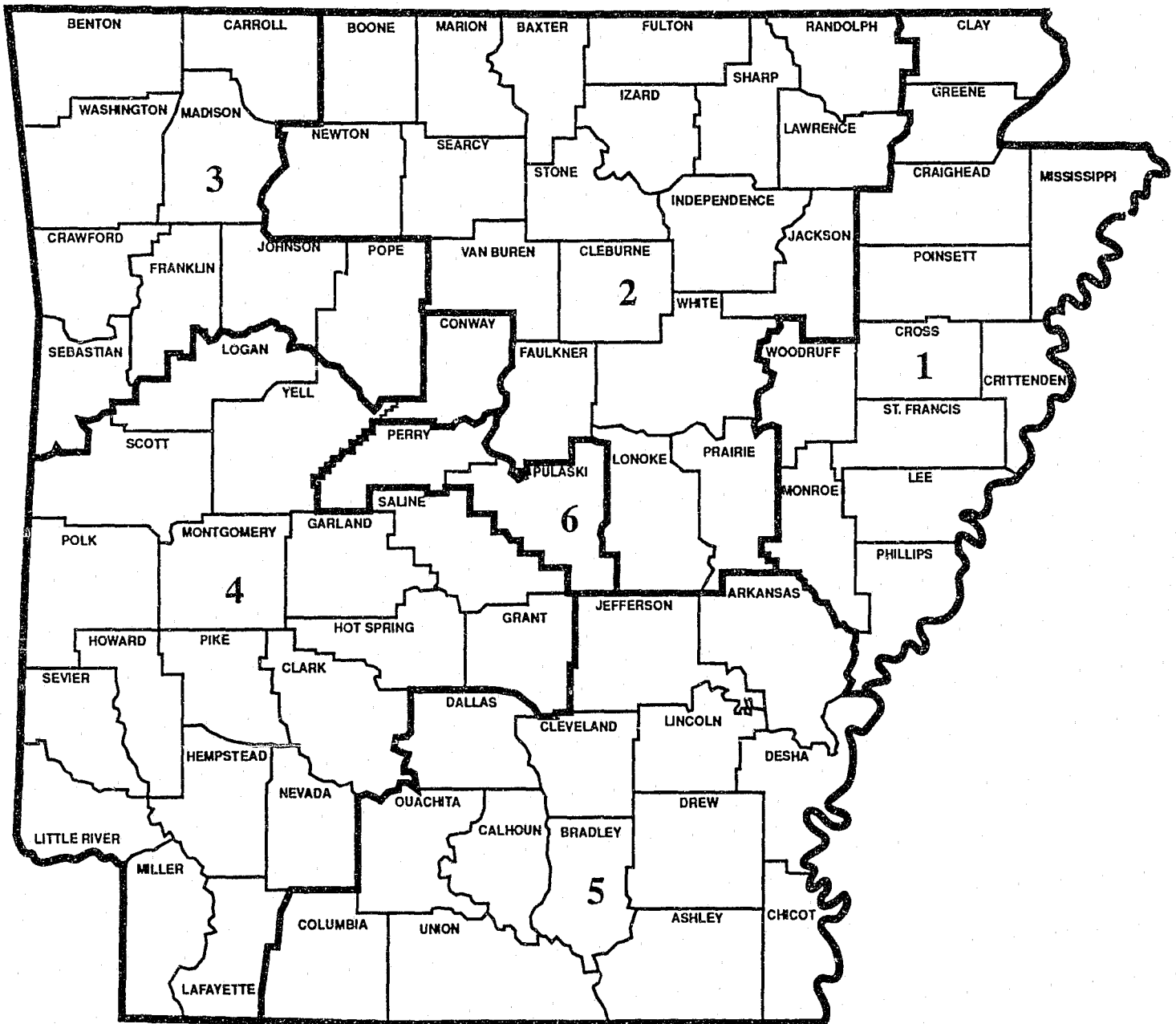
SUPREME COURT

TIME STUDY - THREE YEAR COMPARISON

CASES WITHOUT ORAL ARGUMENTS



ARKANSAS' COURT OF APPEALS DISTRICTS



COURT OF APPEALS CASELOAD ACTIVITY

	APPEALS				TYPE OF TERMINATIONS			
	Pending Start	Filed	Terminated	Pending End	Opinions	Dismissals	Transfers	Others
CRIMINAL								
<i>Felony</i>	165	236	216	185	190	13	13	0
<i>Misdemeanor</i>	35	53	52	36	35	9	8	0
<i>Law</i>	14	12	15	11	15	0	0	0
TOTAL:	214	301	283	232	240	22	21	0
CIVIL								
<i>Equity</i>	94	161	129	126	80	22	26	1
<i>Law</i>	78	145	127	96	43	27	56	1
<i>WCC</i>	134	154	175	113	159	16	0	0
<i>Probate</i>	8	23	14	17	10	2	2	0
TOTAL:	314	483	445	352	292	67	84	2
SUB TOTAL:	528	784	728	584	532	89	105	2
ESD	134	307	269	172	26	20	0	223
GRAND TOTAL:	662	1091	997	756	558	109	105	225

COURT OF APPEALS PETITION ACTIVITY

	PENDING START	FILINGS	TERMINATIONS		PENDING END
			GRANTED	DENIED	
CRIMINAL					
<i>Error Coram Nobis</i>	0	4	4	0	0
<i>Certiorari</i>	0	1	0	1	0
<i>Rehearing</i>	2	20	2	19	1
<i>Rule on Clerk</i>	0	17	14	3	0
TOTAL:	2	42	20	23	1
CIVIL					
<i>Certiorari</i>	0	4	3	0	1
<i>Rehearing</i>	2	29	0	28	3
<i>Rule on Clerk</i>	1	10	4	6	1
TOTAL:	3	43	7	34	5
ESD					
<i>Rehearing</i>	1	2	0	3	0
<i>Rule on Clerk</i>	0	6	1	3	2
TOTAL:	1	8	1	6	2
GRAND TOTAL:	6	93	28	63	8

COURT OF APPEALS WRITTEN OPINIONS

	MAJORITY	CONCUR	DISSENT	CONCUR/ DISSENT	TOTAL
<i>Cooper</i>	97 ¹	0	12	1	110
<i>Jennings</i>	102	4	2	1	109
<i>Mayfield</i>	96 ²	6	13	1	116
<i>Pittman</i>	87	1	3	0	91
<i>Robbins</i>	103 ¹	3	6	2	114
<i>Rogers</i>	79	5	1	0	85
<i>Special</i>	1	0	0	0	1
<i>Subtotal:</i>	565	19	37	5	626
<i>Per Curiam</i>	40				40
<i>Total:</i>	605	19	37	5	666

¹Total includes one Supplemental opinion.

²Total includes one Substitute and two Supplemental opinions.

COURT OF APPEALS DISPOSITION SUMMARY

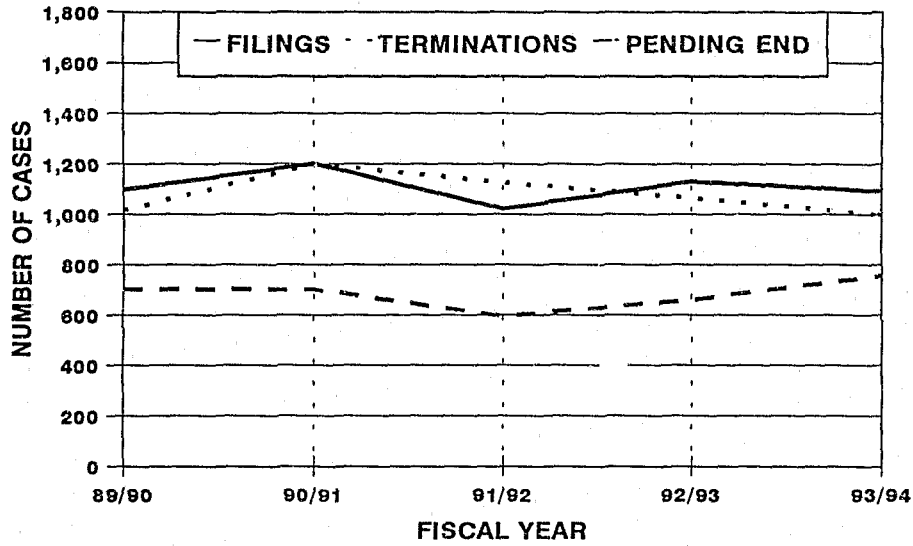
	CRIMINAL				CIVIL					ESD	GRAND TOTAL
	Felony	Misde-meanor	Law	SUB TOTAL	Equity	Law	WCC	Probate	SUB TOTAL		
<i>Affirmed</i>	178	27	12	217	54	26	130	9	219	24	460
<i>Reversed</i>	2	0	0	2	0	2	0	0	2	0	4
<i>Reversed & Remanded</i>	4	5	1	10	11	6	13	1	31	1	42
<i>Affirmed in part; Reversed and Remanded in part</i>	2	1	0	3	3	2	5	0	10	0	13
<i>Dismissed</i>	2	0	0	2	2	3	3	0	8	0	10
<i>Others*</i>	2	2	2	6	10	4	8	0	22	1	29
SUB TOTAL:	190	35	15	240	80	43	159	10	292	26	558
<i>Dismissed w/o Opinion</i>	13	9	0	22	21	27	16	2	66	20	108
<i>Transferred to Supreme Court</i>	13	8	0	21	26	56	0	2	84	0	105
<i>Other Dispositions</i>	0	0	0	0	1	1	0	0	2	223	225
SUB TOTAL:	26	17	0	43	48	84	16	4	152	243	438
GRAND TOTAL:	216	52	15	283	128	127	175	14	444	269	996

*Other opinions include Affirmed on Direct, Affirmed on Cross; Affirmed as Modified; Affirmed as Modified and Remanded; Affirmed in Part and Remanded in Part; Affirmed in Part and Reversed in Part; Affirmed on Direct, Reversed on Cross; Affirmed on Direct, Reversed on Cross and Remanded; Affirmed in Part, Reversed in Part and Remanded; Reversed and Dismissed; Reversed on Direct, Cross Dismissed; Reversed on Cross; Reversed on Direct, Affirmed on Cross; Reversed and Remanded in Part, Affirmed in Part; Reversed and Remanded in Part; and Remanded.

COURT OF APPEALS

CASELOAD ACTIVITY

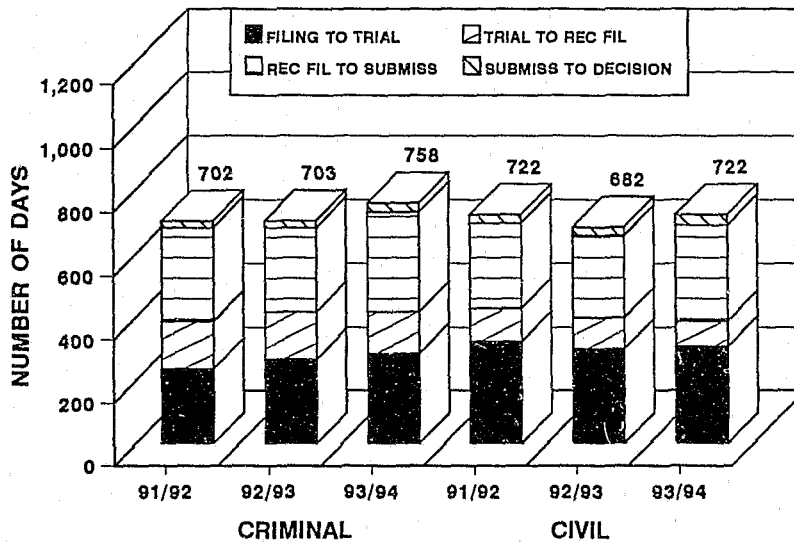
FY 89/90 - FY 93/94



COURT OF APPEALS

TIME STUDY - THREE YEAR COMPARISON

CASES WITHOUT ORAL ARGUMENTS

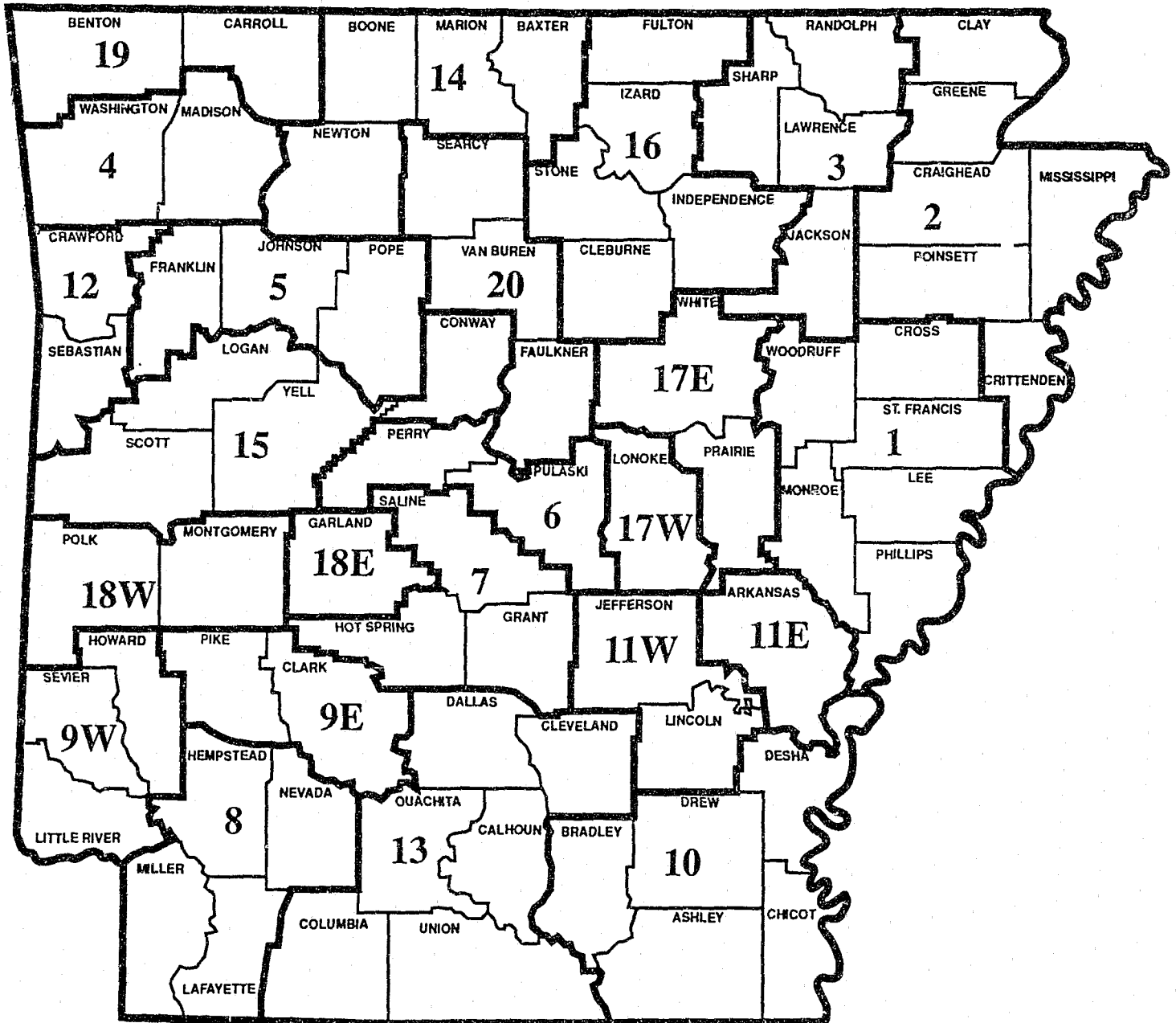




**GENERAL
JURISDICTION
COURTS**



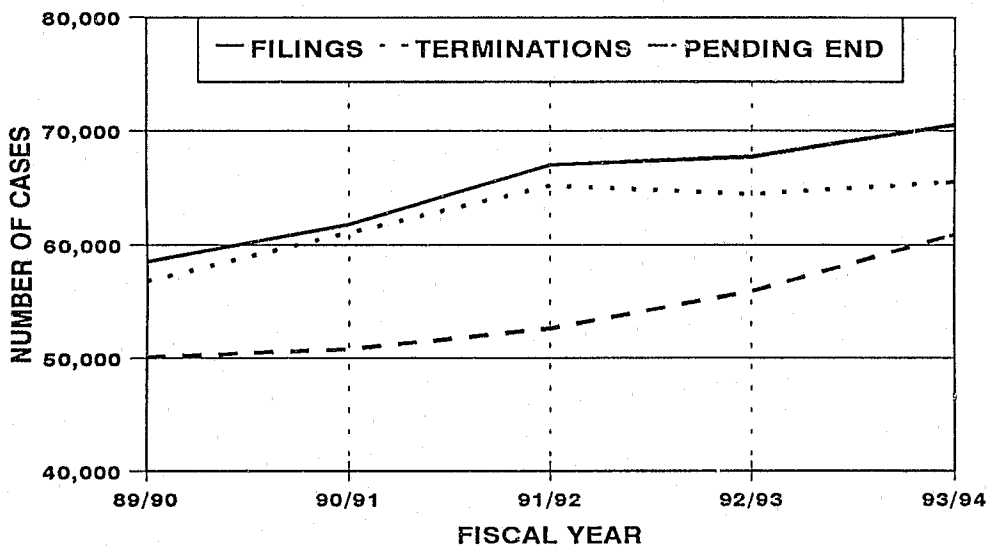
ARKANSAS' JUDICIAL DISTRICTS



CIRCUIT COURTS

CASELOAD ACTIVITY

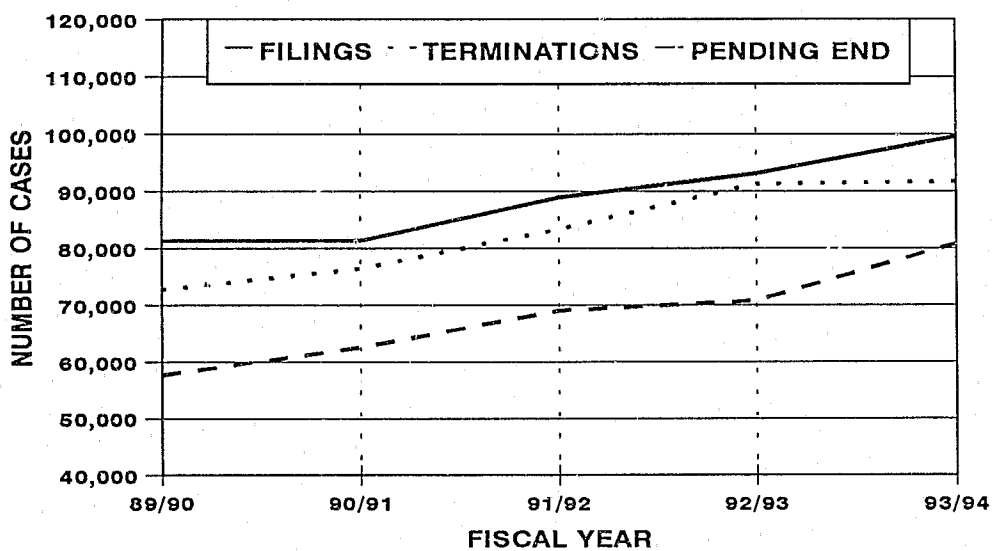
FY 89/90 - FY 93/94



CHANCERY COURTS

CASELOAD ACTIVITY (Including Probate)

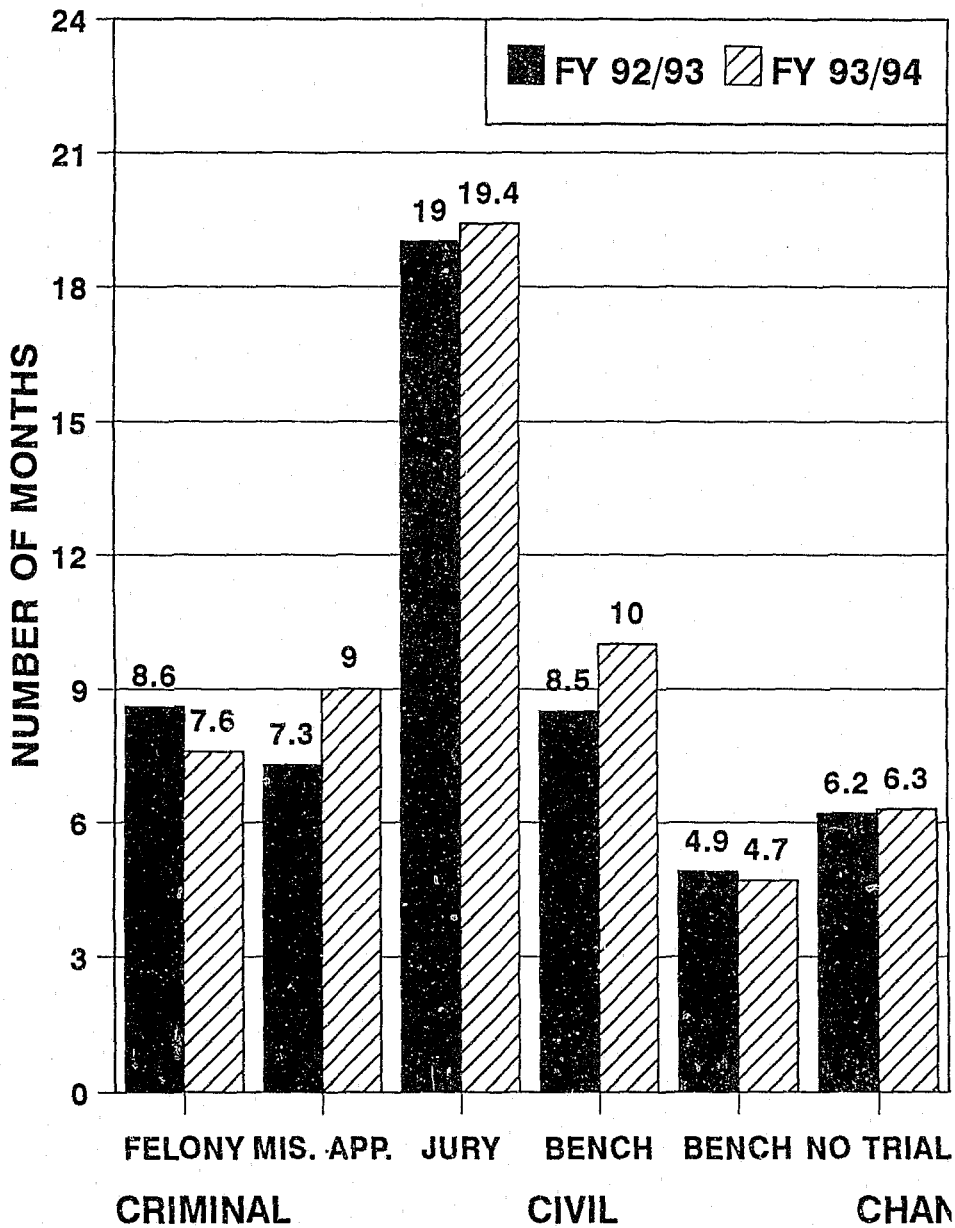
FY 89/90 - FY 93/94



STATE CASE PROCESSING TIMES

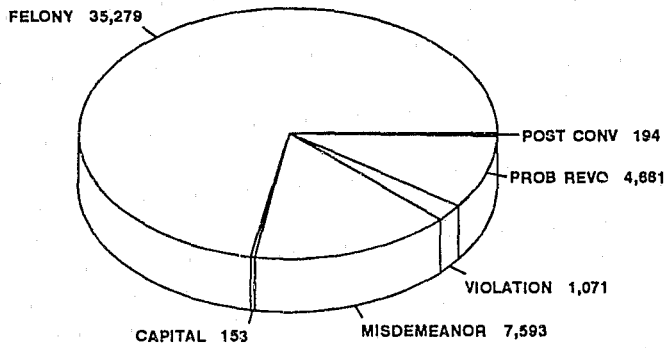
AS STATED IN MONTHS

FY 91/92 VS FY 92/93

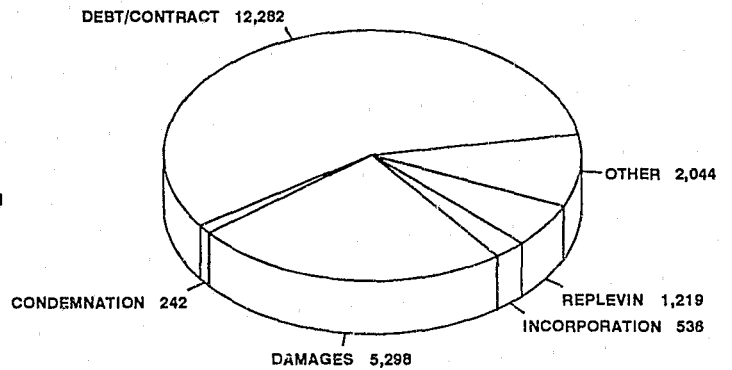


STATEWIDE FILINGS BY CASE TYPE

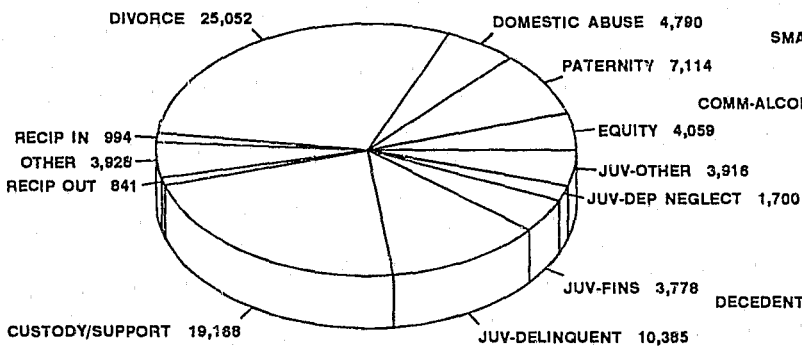
FY 1993/94



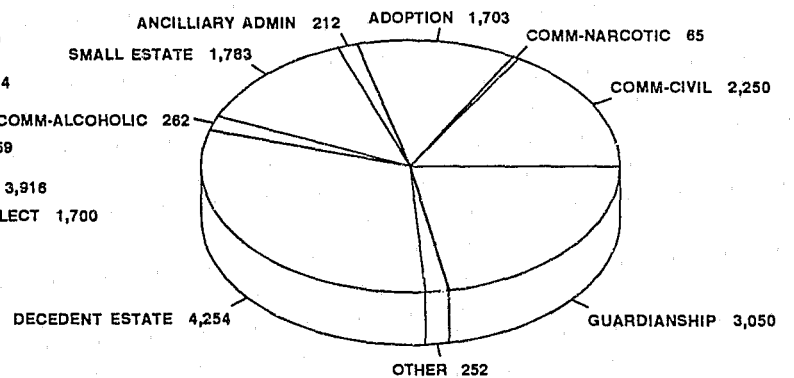
CRIMINAL (TOTAL FILED - 48,951)



CIVIL (TOTAL FILED - 21,621)



CHANCERY (TOTAL FILED - 85,725)



PROBATE (TOTAL FILED - 13,831)

TOTAL CASES FILED - CIRCUIT COURT AND CHANCERY & PROBATE COURT

YEAR	CIRCUIT COURT	CHANCERY & PROBATE COURT	STATEWIDE TOTAL
FY 84/85	67,113	51,653	118,766
FY 85/86	67,736	52,963	120,699
FY 86/87	70,853	53,426	124,279
FY 87/88	60,261	54,891	115,152
FY 88/89	68,353	60,250	128,603
FY 89/90	58,552	81,306	139,858
FY 90/91	61,812	81,311	143,123
FY 91/92	67,044	88,925	155,969
FY 92/93	67,750	93,014	160,764
FY 93/94	70,572	99,556	170,128

STATEWIDE AVERAGE FILINGS PER JUDGE

YEAR	CIRCUIT COURT	CHANCERY & PROBATE COURT	STATEWIDE TOTAL
FY 84/85	1,918	1,565	1,747
FY 85/86	1,882	1,558	1,724
FY 86/87	1,968	1,571	1,775
FY 87/88	1,651	1,591	1,622
FY 88/89	1,775	1,607	1,692
FY 89/90	1,195	1,694	1,442
FY 90/91	1,249	1,676	1,460
FY 91/92	1,341	1,815	1,575
FY 92/93	1,355	1,898	1,624
FY 93/94	1,455	1,933	1,701

RANKING OF CIRCUIT AND CHANCERY COURTS BY FILINGS PER JUDGE

RANK	TOTAL FILINGS	CIRCUIT	# OF JUDGES	# OF COUNTIES	FILINGS PER JUDGE
1	2,436	9W	1	3	2,436
2	2,247	17W	1	1	2,247
3	17,791	2	8	4	2,224
4	2,185	9E	1	2	2,185
5	6,244	20	3	3	2,081
6	2,039	11E	1	1	2,039
7	9,227	4	5	2	1,845
8	9,197	13	5	6	1,839
9	7,226	7	4	3	1,807
10	1,749	18W	1	2	1,749
11	29,091	6	17	2	1,711
12	8,296	1	5	6	1,659
13	8,283	19	5	2	1,657
14	4,933	16	3	5	1,644
15	4,892	5	3	3	1,631
16	11,376	12	7	2	1,625
17	4,727	14	3	4	1,576
18	3,100	3	2	4	1,550
19	5,988	8	4	4	1,497
20	4,266	15	3	4	1,422
21	8,461	11W	6	2	1,410
22	6,887	10	5	5	1,377
23	5,445	18E	4	1	1,361
24	4,042	17E	3	2	1,347

Statewide Average Filings Per Judge: 1,701

Statewide Total Filings: 170,128

Statewide Total Number of Judges: 100

RANKING OF CIRCUIT COURT BY FILINGS PER JUDGE

RANK	TOTAL FILINGS	CIRCUIT	# OF JUDGES	# OF COUNTIES	FILINGS PER JUDGE
1	7,712	2	4	6	1,928
2	2,695	20	1.5*	3	1,797
3	4,344	4	2.5*	2	1,738
4	11,480	6	7	2	1,640
5	5,552	12	3.5*	2	1,586
6	2,350	5	1.5*	3	1,567
7	3,103	7	2	3	1,552
8	2,219	14	1.5*	4	1,479
9	3,677	13	2.5*	6	1,471
10	3,493	19	2.5*	2	1,397
11	3,488	1	2.5*	6	1,395
12	3,134	10	2.5*	5	1,254
13	1,220	3	1	4	1,220
14	1,731	15	1.5	4	1,154
15	2,254	8	2	4	1,127
16	1,108	11E	.5*	1	1,108
17	1,615	16	1.5*	5	1,077
18	1,546	17E	1.5*	2	1,031
19	2,878	11W	3	2	959
20	1,853	18E	2	1	927
21	874	17W	.5*	1	874
22	762	9W	.5*	3	762
23	747	9E	.5*	2	747
24	737	18W	.5*	2	737

Statewide Average Filings Per Judge: 1,455

Statewide Total Criminal and Civil Filings: 70,572

Statewide Total Number of Judges: 48.5

* Indicates Judge is Circuit Judge and Chancellor

RANKING OF CHANCERY & PROBATE COURT BY FILINGS PER JUDGE

RANK	TOTAL FILINGS	CIRCUIT	# OF JUDGES	# OF COUNTIES	FILINGS PER JUDGE
1	10,079	2	4	6	2,520
2	3,549	20	1.5*	3	2,366
3	3,318	16	1.5*	5	2,212
4	5,520	13	2.5*	6	2,208
5	4,123	7	2	3	2,062
6	4,883	4	2.5*	2	1,953
7	4,808	1	2.5*	6	1,923
8	4,790	19	2.5*	2	1,916
9	1,880	3	1	4	1,880
10	3,734	8	2	4	1,867
11	5,583	11W	3	2	1,861
12	3,592	18E	2	1	1,796
13	17,611	6	10	2	1,761
14	2,542	5	1.5*	3	1,695
15	2,535	15	1.5*	4	1,690
16	1,674	9W	.5*	3	1,674
17	2,508	14	1.5*	4	1,672
18	5,824	12	3.5*	2	1,664
19	2,496	17E	1.5*	2	1,664
20	3,753	10	2.5*	5	1,501
21	1,438	9E	.5*	2	1,438
22	1,373	17W	.5*	1	1,373
23	1,012	18W	.5*	2	1,012
24	931	11E	.5*	1	931

Statewide Average Filings Per Judge: 1,933

Statewide Total Chancery, Probate and Juvenile Filings: 99,556

Statewide Total Number of Judges: 51.5

* Indicates Judge is Circuit Judge and Chancellor

CIRCUIT COURT AND CHANCERY COURT DISPOSITION RATES

Circuit	CIRCUIT COURT			CHANCERY COURT		
	Filings	Terminations	Disposition Rate	Filings	Terminations	Disposition Rate
1	3,488	3,280	94.04	4,089	3,561	87.09
2	7,712	7,275	94.33	8,894	8,136	91.48
3	1,220	1,045	85.66	1,469	1,457	99.18
4	4,344	4,210	96.91	4,309	4,258	98.82
5	2,350	2,360	100.43	2,103	1,954	92.91
6	11,480	11,029	96.07	14,859	14,611	98.33
7	3,103	2,657	85.63	3,435	3,371	98.14
8	2,254	2,082	92.37	3,215	2,918	90.76
9E	747	687	91.97	1,252	1,110	88.66
9W	762	620	81.36	1,456	1,240	85.16
10	3,134	2,972	94.83	3,364	3,321	98.72
11E	1,108	815	73.56	792	681	85.98
11W	2,878	2,518	87.49	5,037	4,663	92.57
12	5,552	5,113	92.09	5,127	4,568	89.10
13	3,677	3,771	102.56	4,795	4,299	89.66
14	2,219	2,043	92.07	2,046	1,827	89.30
15	1,731	1,697	98.04	2,144	2,009	93.70
16	1,615	1,756	108.73	2,899	2,916	100.59
17E	1,546	1,579	102.13	2,167	1,996	92.11
17W	874	974	111.44	1,177	1,192	101.27
18E	1,853	1,888	101.89	2,964	2,745	92.61
18W	737	502	68.11	851	660	77.56
19	3,493	2,679	76.70	4,155	3,774	90.83
20	2,695	2,014	74.73	3,126	2,699	86.34
STATEWIDE TOTALS	70,572	65,566	92.91	85,725	79,966	93.28

CIRCUIT COURT & CHANCERY COURT PENDING CASES OVER TWO YEARS OLD

Circuit	CIRCUIT COURT		CHANCERY COURT	
	Cases Pending	% Over 2 Years	Cases Pending	% Over 2 Years
1	3,645	10	3,553	29
2	7,982	15	5,050	12
3	1,717	20	837	11
4	4,933	17	1,381	4
5	1,494	11	1,498	28
6	7,621	9	6,285	5
7	4,620	23	1,766	9
8	2,132	13	2,356	17
9E	477	6	472	4
9W	519	16	722	12
10	3,038	18	1,695	12
11E	1,305	7	526	10
11W	3,537	8	2,346	15
12	3,196	6	2,482	3
13	2,267	17	2,856	16
14	1,070	5	1,178	12
15	1,065	8	1,312	8
16	1,696	5	1,435	19
17E	653	3	599	0
17W	667	13	680	20
18E	1,286	6	1,058	8
18W	588	4	475	4
19	3,211	17	1,549	4
20	2,504	4	1,727	10
STATEWIDE TOTALS	61,223	12	43,838	12

CRIMINAL CIRCUITS FROM 07/01/93 THROUGH 06/30/94

CIRCUIT AND COUNTY	CASES PENDING START	CASES FILED	CASES TERMINATED	CASES PENDING AT END ACTIVE	CASES PENDING AT END WARRANT OUTSTANDING	AGE OF ALL CASES PENDING LESS 1 YR.	1-2 YRS.	2 YRS.	% OVER 2 YRS.	CHANGE IN CASES PENDING

FIRST CIRCUIT										

CROSS COUNTY										
CAPITAL	0	0	0	0	0	0	0	0	0	0
FELONY	318	135	192	136	125	77	51	8	6	-57
MISDEMEANOR	99	87	108	66	12	38	21	7	11	-21
VIOLATION	10	4	9	5	0	2	3	0	0	-5
PROBATION REVOCATION	21	35	12	35	9	30	5	0	0	23
POST CONVICTION REMEDY	0	1	1	0	0	0	0	0	0	0
TOTALS FOR PERIOD	448	262	322	242	146	147	80	15	6	-60

LEE COUNTY										
CAPITAL	7	0	3	3	1	0	3	0	0	-3
FELONY	108	167	80	163	32	141	18	4	2	87
MISDEMEANOR	37	35	19	51	2	28	17	6	12	16
VIOLATION	3	6	1	8	0	6	1	1	13	5
PROBATION REVOCATION	10	9	13	6	0	6	0	0	0	-4
POST CONVICTION REMEDY	0	0	0	0	0	0	0	0	0	0
TOTALS FOR PERIOD	165	217	116	231	35	181	39	11	5	101

MONROE COUNTY										
CAPITAL	2	1	0	3	0	1	0	2	67	1
FELONY	206	151	202	80	75	69	9	2	3	-51
MISDEMEANOR	75	76	58	68	25	54	8	6	9	18
VIOLATION	6	5	5	5	1	4	1	0	0	0
PROBATION REVOCATION	10	2	9	0	3	0	0	0	0	-7
POST CONVICTION REMEDY	0	0	0	0	0	0	0	0	0	0
TOTALS FOR PERIOD	299	235	274	156	104	128	18	10	6	-39

PHILLIPS COUNTY										
CAPITAL	7	2	9	0	0	0	0	0	0	-7
FELONY	238	325	372	92	99	44	43	5	5	-47
MISDEMEANOR	173	190	232	122	9	104	15	3	2	-42
VIOLATION	7	8	7	8	0	4	4	0	0	1
PROBATION REVOCATION	10	24	23	8	3	3	2	3	38	1
POST CONVICTION REMEDY	0	1	1	0	0	0	0	0	0	0
TOTALS FOR PERIOD	435	550	644	230	111	155	64	11	5	-94

ST. FRANCIS COUNTY										
CAPITAL	4	3	2	4	1	3	1	0	0	1
FELONY	538	688	449	442	335	414	21	7	2	239
MISDEMEANOR	131	182	137	135	41	113	14	8	6	45
VIOLATION	6	21	8	19	0	15	4	0	0	13
PROBATION REVOCATION	21	20	11	17	13	17	0	0	0	9
POST CONVICTION REMEDY	2	0	1	1	0	0	1	0	0	-1
TOTALS FOR PERIOD	702	914	608	618	390	562	41	15	2	306

CRIMINAL CIRCUITS FROM 07/01/93 THROUGH 06/30/94

CIRCUIT AND COUNTY	CASES PENDING START	CASES FILED	CASES TERMINATED	CASES PENDING AT END ACTIVE	CASES PENDING AT END WARRANT OUTSTANDING	AGE OF ALL CASES PENDING LESS 1 YR.	1-2 YRS.	OVER 2 YRS.	% OVER 2 YRS.	CHANGE IN CASES PENDING

HOODRUFF COUNTY										
CAPITAL	0	1	0	1	0	1	0	0	0	1
FELONY	132	107	103	110	26	84	14	12	11	4
MISDEMEANOR VIOLATION	29	26	35	19	1	11	7	1	5	-9
PROBATION REVOCATION	1	6	6	1	0	0	1	0	0	0
POST CONVICTION REMEDY	12	7	6	2	11	2	0	0	0	1
TOTALS FOR PERIOD	0	0	0	0	0	0	0	0	0	0
TOTALS FOR PERIOD	174	147	150	133	38	98	22	13	10	-3

FIRST CIRCUIT										
CAPITAL	20	7	14	11	2	5	4	2	18	-7
FELONY	1540	1573	1398	1023	692	829	156	38	4	175
MISDEMEANOR VIOLATION	544	596	589	461	90	348	82	31	7	7
PROBATION REVOCATION	33	50	36	46	1	31	14	1	2	14
POST CONVICTION REMEDY	84	97	74	68	39	58	7	3	4	23
TOTALS FOR PERIOD	2	2	3	1	0	0	1	0	0	-1
TOTALS FOR PERIOD	2223	2325	2114	1610	824	1271	264	75	5	211

SECOND CIRCUIT										

CLAY COUNTY										
CAPITAL	0	3	3	0	0	0	0	0	0	0
FELONY	106	145	182	60	9	37	23	0	0	-37
MISDEMEANOR VIOLATION	23	41	38	26	0	20	5	1	4	3
PROBATION REVOCATION	2	1	0	3	0	1	2	0	0	1
POST CONVICTION REMEDY	8	2	6	1	3	0	1	0	0	-4
TOTALS FOR PERIOD	0	0	0	0	0	0	0	0	0	0
TOTALS FOR PERIOD	139	192	229	90	12	58	31	1	1	-37

CRAIGHEAD COUNTY										
CAPITAL	1	7	7	1	0	1	0	0	0	0
FELONY	677	1171	957	781	110	593	85	103	13	214
MISDEMEANOR VIOLATION	100	212	172	139	1	114	12	13	9	40
PROBATION REVOCATION	15	16	18	13	0	7	2	4	31	-2
POST CONVICTION REMEDY	88	100	75	84	29	60	16	8	10	25
TOTALS FOR PERIOD	7	3	5	5	0	0	2	3	60	-2
TOTALS FOR PERIOD	888	1509	1234	1023	140	775	117	131	13	275

CRITTENDEN COUNTY										
CAPITAL	15	3	15	3	0	3	0	0	0	-12
FELONY	1091	768	702	911	246	580	252	79	9	66
MISDEMEANOR VIOLATION	984	371	743	608	4	357	134	117	19	-372
PROBATION REVOCATION	92	43	69	66	0	42	16	8	12	-26
POST CONVICTION REMEDY	120	43	13	143	7	34	36	73	51	30
TOTALS FOR PERIOD	4	0	1	3	0	0	2	1	33	-1
TOTALS FOR PERIOD	2306	1228	1543	1734	257	1016	440	278	16	-315

CRIMINAL CIRCUITS FROM 07/01/93 THROUGH 06/30/94

CIRCUIT AND COUNTY	CASES PENDING START	CASES FILED	CASES TERMINATED	CASES PENDING AT END ACTIVE	CASES PENDING AT END WARRANT OUTSTANDING	AGE OF ALL CASES PENDING LESS 1 YR.	1-2 YRS.	OVER 2 YRS.	% OVER 2 YRS.	CHANGE IN CASES PENDING

GREENE COUNTY										
CAPITAL	0	0	0	0	0	0	0	0	0	0
FELONY	188	382	348	215	7	193	19	3	1	34
MISDEMEANOR	31	65	60	36	0	32	1	3	8	5
VIOLATION	1	16	8	9	0	9	0	0	0	8
PROBATION REVOCATION	27	33	23	32	5	28	0	4	13	10
POST CONVICTION REMEDY	4	3	4	3	0	1	1	1	33	-1
TOTALS FOR PERIOD	251	499	443	295	12	263	21	11	4	56

MISSISSIPPI COUNTY										
CAPITAL	1	6	1	6	0	6	0	0	0	5
FELONY	888	1060	876	874	198	672	145	57	7	184
MISDEMEANOR	114	247	147	198	16	170	18	10	5	100
VIOLATION	10	23	11	22	0	20	2	0	0	12
PROBATION REVOCATION	176	96	92	128	52	54	27	47	37	4
POST CONVICTION REMEDY	0	0	0	0	0	0	0	0	0	0
TOTALS FOR PERIOD	1189	1432	1127	1228	266	922	192	114	9	305

POINSETT COUNTY										
CAPITAL	0	2	0	2	0	2	0	0	0	2
FELONY	212	422	354	271	9	227	26	18	7	68
MISDEMEANOR	187	175	158	203	1	153	25	25	12	17
VIOLATION	44	44	32	56	0	42	6	8	14	12
PROBATION REVOCATION	33	83	27	85	4	62	5	18	21	56
POST CONVICTION REMEDY	0	0	0	0	0	0	0	0	0	0
TOTALS FOR PERIOD	476	726	571	617	14	486	62	69	11	155

SECOND CIRCUIT										
CAPITAL	17	21	26	12	0	12	0	0	0	-5
FELONY	3162	3948	3419	3112	579	2302	550	260	8	529
MISDEMEANOR	1439	1111	1318	1210	22	846	195	169	14	-207
VIOLATION	164	143	138	169	0	121	28	20	12	5
PROBATION REVOCATION	452	357	236	473	100	238	85	150	32	121
POST CONVICTION REMEDY	15	6	10	11	0	1	5	5	45	-4
TOTALS FOR PERIOD	5249	5586	5147	4987	701	3520	863	604	12	439

THIRD CIRCUIT										

JACKSON COUNTY										
CAPITAL	2	0	2	0	0	0	0	0	0	-2
FELONY	335	290	169	362	94	230	67	65	18	121
MISDEMEANOR	35	27	26	28	8	21	5	2	7	1
VIOLATION	4	5	3	4	2	4	0	0	0	2
PROBATION REVOCATION	13	19	21	9	2	4	3	2	22	-2
POST CONVICTION REMEDY	0	0	0	0	0	0	0	0	0	0
TOTALS FOR PERIOD	389	341	221	403	106	259	75	69	17	120

CRIMINAL CIRCUITS FROM 07/01/93 THROUGH 06/30/94

CIRCUIT AND COUNTY	CASES PENDING START	CASES FILED	CASES TERMINATED	CASES PENDING AT END ACTIVE	CASES PENDING AT END WARRANT OUTSTANDING	AGE OF ALL CASES PENDING LESS 1 YR.	1-2 YRS.	OVER 2 YRS.	% OVER 2 YRS.	CHANGE IN CASES PENDING

LAWRENCE COUNTY										
CAPITAL	0	1	0	1	0	1	0	0	0	1
FELONY	210	103	136	88	89	63	15	10	11	-33
MISDEMEANOR	59	27	18	58	10	18	12	28	48	9
VIOLATION	6	6	4	7	1	2	4	1	14	2
PROBATION REVOCATION	4	2	1	5	0	2	0	3	60	1
POST CONVICTION REMEDY	0	0	0	0	0	0	0	0	0	0
TOTALS FOR PERIOD	279	139	159	159	100	86	31	42	26	-20

RANDOLPH COUNTY										
CAPITAL	0	0	0	0	0	0	0	0	0	0
FELONY	189	110	135	96	68	64	13	19	20	-25
MISDEMEANOR	29	27	33	22	1	16	3	3	14	-6
VIOLATION	1	3	1	3	0	3	0	0	0	2
PROBATION REVOCATION	5	1	1	2	3	1	1	0	0	0
POST CONVICTION REMEDY	0	0	0	0	0	0	0	0	0	0
TOTALS FOR PERIOD	224	141	170	123	72	84	17	22	18	-29

SHARP COUNTY										
CAPITAL	0	0	0	0	0	0	0	0	0	0
FELONY	78	102	98	70	12	48	12	10	14	4
MISDEMEANOR	18	13	11	18	2	9	4	5	28	2
VIOLATION	1	0	0	1	0	0	1	0	0	0
PROBATION REVOCATION	8	6	1	11	2	6	1	4	36	5
POST CONVICTION REMEDY	0	0	0	0	0	0	0	0	0	0
TOTALS FOR PERIOD	105	121	110	100	16	63	18	19	19	11

THIRD CIRCUIT										
CAPITAL	2	1	2	1	0	1	0	0	0	-1
FELONY	812	605	538	616	263	405	107	104	17	67
MISDEMEANOR	141	94	88	126	21	64	24	38	30	6
VIOLATION	12	14	8	15	3	9	5	1	7	6
PROBATION REVOCATION	30	28	24	27	7	13	5	9	33	4
POST CONVICTION REMEDY	0	0	0	0	0	0	0	0	0	0
TOTALS FOR PERIOD	997	742	660	785	294	492	141	152	19	82

FOURTH CIRCUIT										

MADISON COUNTY										
DIVISION 1										
CAPITAL	0	0	0	0	0	0	0	0	0	0
FELONY	166	88	101	81	72	47	23	11	14	-13
MISDEMEANOR	11	12	16	6	1	6	0	0	0	-4
VIOLATION	0	1	1	0	0	0	0	0	0	0
PROBATION REVOCATION	64	21	14	42	29	16	1	25	60	7
POST CONVICTION REMEDY	0	0	0	0	0	0	0	0	0	0
TOTALS FOR PERIOD	241	122	132	129	102	69	24	36	28	-10

CRIMINAL CIRCUITS FROM 07/01/93 THROUGH 06/30/94

CIRCUIT AND COUNTY	CASES PENDING START	CASES FILED	CASES TERMI-NATED	CASES PENDING AT END ACTIVE	CASES PENDING AT END WARRANT OUTSTANDING	AGE OF ALL CASES PENDING LESS 1 YR.	1-2 YRS.	OVER 2 YRS.	% OVER 2 YRS.	CHANGE IN CASES PENDING

MADISON COUNTY										
CAPITAL	0	0	0	0	0	0	0	0	0	0
FELONY	166	88	101	81	72	47	23	11	14	-13
MISDEMEANOR	11	12	16	6	1	6	0	0	0	-4
VIOLATION	0	1	1	0	0	0	0	0	0	0
PROBATION REVOCATION	64	21	14	42	29	16	1	25	60	7
POST CONVICTION REMEDY	0	0	0	0	0	0	0	0	0	0
TOTALS FOR PERIOD	241	122	132	129	102	69	24	36	28	-10

WASHINGTON COUNTY DIVISION 1										
CAPITAL	0	0	0	0	0	0	0	0	0	0
FELONY	2475	2392	2175	1179	1513	743	93	343	29	217
MISDEMEANOR	429	238	296	337	34	77	6	254	75	-58
VIOLATION	71	28	62	31	6	13	0	18	58	-34
PROBATION REVOCATION	581	274	292	251	312	91	32	128	51	-18
POST CONVICTION REMEDY	3	0	0	3	0	0	0	3	100	0
TOTALS FOR PERIOD	3559	2932	2825	1801	1865	924	131	746	41	107

WASHINGTON COUNTY										
CAPITAL	0	0	0	0	0	0	0	0	0	0
FELONY	2475	2392	2175	1179	1513	743	93	343	29	217
MISDEMEANOR	429	238	296	337	34	77	6	254	75	-58
VIOLATION	71	28	62	31	6	13	0	18	58	-34
PROBATION REVOCATION	581	274	292	251	312	91	32	128	51	-18
POST CONVICTION REMEDY	3	0	0	3	0	0	0	3	100	0
TOTALS FOR PERIOD	3559	2932	2825	1801	1865	924	131	746	41	107

FOURTH CIRCUIT										
CAPITAL	0	0	0	0	0	0	0	0	0	0
FELONY	2641	2480	2276	1260	1585	790	116	354	28	204
MISDEMEANOR	440	250	312	343	35	83	6	254	74	-62
VIOLATION	71	29	63	31	6	13	0	18	58	-34
PROBATION REVOCATION	645	295	306	293	341	107	33	153	52	-11
POST CONVICTION REMEDY	3	0	0	3	0	0	0	3	100	0
TOTALS FOR PERIOD	3800	3054	2957	1930	1967	993	155	782	41	97

FIFTH CIRCUIT										
FRANKLIN COUNTY										
CAPITAL	0	0	0	0	0	0	0	0	0	0
FELONY	91	239	186	144	0	132	12	0	0	53
MISDEMEANOR	50	112	130	32	0	32	0	0	0	-18
VIOLATION	16	33	40	9	0	9	0	0	0	-7
PROBATION REVOCATION	18	2	1	19	0	2	0	17	89	1
POST CONVICTION REMEDY	0	0	0	0	0	0	0	0	0	0
TOTALS FOR PERIOD	175	386	357	204	0	175	12	17	8	29

CRIMINAL CIRCUITS FROM 07/01/93 THROUGH 06/30/94

CIRCUIT AND COUNTY	CASES PENDING START	CASES FILED	CASES TERMINATED	CASES PENDING AT END ACTIVE	WARRANT OUTSTANDING	AGE OF ALL CASES PENDING LESS 1 YR.	1-2 YRS.	OVER 2 YRS.	% OVER 2 YRS.	CHANGE IN CASES PENDING

JOHNSON COUNTY										
CAPITAL	0	2	2	0	0	0	0	0	0	0
FELONY	110	277	275	112	0	110	2	0	0	2
MISDEMEANOR	28	127	97	58	0	52	6	0	0	30
VIOLATION	6	24	20	10	0	10	0	0	0	4
PROBATION REVOCATION	0	3	3	0	0	0	0	0	0	0
POST CONVICTION REMEDY	0	0	0	0	0	0	0	0	0	0
TOTALS FOR PERIOD	144	433	397	180	0	172	8	0	0	36

POPE COUNTY										
CAPITAL	1	1	1	1	0	1	0	0	0	0
FELONY	393	613	618	387	1	340	31	16	4	-5
MISDEMEANOR	170	283	316	137	0	123	14	0	0	-33
VIOLATION	40	70	73	37	0	36	1	0	0	-3
PROBATION REVOCATION	138	11	43	106	0	6	21	79	75	-32
POST CONVICTION REMEDY	0	0	0	0	0	0	0	0	0	0
TOTALS FOR PERIOD	742	978	1051	668	1	506	67	95	14	-73

FIFTH CIRCUIT										
CAPITAL	1	3	3	1	0	1	0	0	0	0
FELONY	594	1129	1079	643	1	582	45	16	2	50
MISDEMEANOR	248	522	543	227	0	207	20	0	0	-21
VIOLATION	62	127	133	56	0	55	1	0	0	-6
PROBATION REVOCATION	156	16	47	125	0	8	21	96	77	-31
POST CONVICTION REMEDY	0	0	0	0	0	0	0	0	0	0
TOTALS FOR PERIOD	1061	1797	1805	1052	1	853	87	112	11	-8

SIXTH CIRCUIT										

PERRY COUNTY										
CAPITAL	0	0	0	0	0	0	0	0	0	0
FELONY	24	47	30	32	9	26	1	5	16	17
MISDEMEANOR	6	0	3	3	0	0	1	2	67	-3
VIOLATION	0	0	0	0	0	0	0	0	0	0
PROBATION REVOCATION	4	4	2	3	3	2	1	0	0	2
POST CONVICTION REMEDY	0	0	0	0	0	0	0	0	0	0
TOTALS FOR PERIOD	34	51	35	38	12	28	3	7	18	16

PULASKI COUNTY DIVISION 1										
CAPITAL	14	12	9	16	1	11	4	1	6	3
FELONY	835	1132	1283	437	247	357	55	25	6	-151
MISDEMEANOR	195	240	328	79	28	68	6	5	6	-88
VIOLATION	16	43	27	31	1	30	1	0	0	16
PROBATION REVOCATION	37	83	51	22	47	16	3	3	14	32
POST CONVICTION REMEDY	0	1	1	0	0	0	0	0	0	0
TOTALS FOR PERIOD	1097	1511	1699	585	324	482	69	34	6	-188

CRIMINAL CIRCUITS FROM 07/01/93 THROUGH 06/30/94

CIRCUIT AND COUNTY	CASES PENDING START	CASES FILED	CASES TERMI-NATED	CASES PENDING AT END ACTIVE	CASES PENDING AT END WARRANT OUTSTANDING	AGE OF ALL CASES PENDING LESS 1 YR.	1-2 YRS.	2 YRS.	% OVER 2 YRS.	CHANGE IN CASES PENDING

PULASKI COUNTY	DIVISION 2									
CAPITAL	3	8	2	9	0	8	1	0	0	6
FELONY	364	720	598	264	222	217	30	17	6	122
MISDEMEANOR	83	176	162	70	27	65	5	0	0	14
VIOLATION	5	15	15	4	1	4	0	0	0	0
PROBATION REVOCATION	65	124	95	19	75	15	3	1	5	29
POST CONVICTION REMEDY	0	0	0	0	0	0	0	0	0	0
TOTALS FOR PERIOD	520	1043	872	366	325	309	39	18	5	171

PULASKI COUNTY	DIVISION 3									
CAPITAL	0	0	0	0	0	0	0	0	0	0
FELONY	0	0	0	0	0	0	0	0	0	0
MISDEMEANOR	0	0	0	0	0	0	0	0	0	0
VIOLATION	0	0	0	0	0	0	0	0	0	0
PROBATION REVOCATION	0	0	0	0	0	0	0	0	0	0
POST CONVICTION REMEDY	0	0	0	0	0	0	0	0	0	0
TOTALS FOR PERIOD	0	0	0	0	0	0	0	0	0	0

PULASKI COUNTY	DIVISION 4									
CAPITAL	9	19	10	15	3	15	0	0	0	9
FELONY	749	1874	1536	662	425	606	37	19	3	338
MISDEMEANOR	177	424	392	138	71	119	17	2	1	32
VIOLATION	18	33	31	17	3	17	0	0	0	2
PROBATION REVOCATION	118	201	171	29	119	24	1	4	14	30
POST CONVICTION REMEDY	2	1	3	0	0	0	0	0	0	-2
TOTALS FOR PERIOD	1073	2552	2143	861	621	781	55	25	3	409

PULASKI COUNTY	DIVISION 5									
CAPITAL	5	3	4	4	0	2	2	0	0	-1
FELONY	460	372	504	181	147	104	30	47	26	-132
MISDEMEANOR	82	83	114	35	16	30	3	2	6	-31
VIOLATION	8	9	14	3	0	3	0	0	0	-5
PROBATION REVOCATION	211	132	162	33	148	7	1	25	76	-30
POST CONVICTION REMEDY	2	0	0	2	0	0	0	2	100	0
TOTALS FOR PERIOD	768	599	798	258	311	146	36	76	29	-199

PULASKI COUNTY	DIVISION 6									
CAPITAL	4	4	4	4	0	4	0	0	0	0
FELONY	194	365	316	173	70	137	22	14	8	49
MISDEMEANOR	46	92	73	58	7	51	4	3	5	19
VIOLATION	5	5	8	2	0	2	0	0	0	-3
PROBATION REVOCATION	47	61	59	21	28	17	1	3	14	2
POST CONVICTION REMEDY	0	0	0	0	0	0	0	0	0	0
TOTALS FOR PERIOD	296	527	460	258	105	211	27	20	8	67

CRIMINAL CIRCUITS FROM 07/01/93 THROUGH 06/30/94

CIRCUIT AND COUNTY	CASES PENDING START	CASES FILED	CASES TERMINATED	CASES ACTIVE	CASES PENDING AT END WARRANT OUTSTANDING	AGE OF ALL CASES LESS 1 YR.	1-2 YRS.	PENDING OVER 2 YRS.	% OVER 2 YRS.	CHANGE IN CASES PENDING

PULASKI COUNTY	DIVISION 7									
CAPITAL	7	7	4	10	0	6	3	1	10	3
FELONY	317	763	703	231	146	175	25	31	13	60
MISDEMEANOR	51	159	156	30	24	24	3	3	10	3
VIOLATION	4	10	13	0	1	0	0	0	0	-3
PROBATION REVOCATION	58	120	79	24	75	17	4	3	13	41
POST CONVICTION REMEDY	2	0	1	1	0	0	0	1	100	-1
TOTALS FOR PERIOD	439	1059	956	296	246	222	35	39	13	103

PULASKI COUNTY	DIVISION 8									
CAPITAL	0	0	0	0	0	0	0	0	0	0
FELONY	0	0	0	0	0	0	0	0	0	0
MISDEMEANOR	0	0	0	0	0	0	0	0	0	0
VIOLATION	0	0	0	0	0	0	0	0	0	0
PROBATION REVOCATION	0	0	0	0	0	0	0	0	0	0
POST CONVICTION REMEDY	0	0	0	0	0	0	0	0	0	0
TOTALS FOR PERIOD	0	0	0	0	0	0	0	0	0	0

PULASKI COUNTY	DIVISION 9									
CAPITAL	0	0	0	0	0	0	0	0	0	0
FELONY	0	0	0	0	0	0	0	0	0	0
MISDEMEANOR	0	0	0	0	0	0	0	0	0	0
VIOLATION	0	0	0	0	0	0	0	0	0	0
PROBATION REVOCATION	0	0	0	0	0	0	0	0	0	0
POST CONVICTION REMEDY	0	0	0	0	0	0	0	0	0	0
TOTALS FOR PERIOD	0	0	0	0	0	0	0	0	0	0

PULASKI COUNTY	DIVISION 10									
CAPITAL	42	53	33	58	4	46	10	2	3	20
FELONY	2919	5226	4940	1948	1257	1596	199	153	8	286
MISDEMEANOR	634	1174	1225	410	173	357	38	15	4	-51
VIOLATION	56	115	108	57	6	56	1	0	0	7
PROBATION REVOCATION	536	721	617	148	492	96	13	39	26	104
POST CONVICTION REMEDY	6	2	5	3	0	0	0	3	100	-3
TOTALS FOR PERIOD	4193	7291	6928	2624	1932	2151	261	212	8	363

SIXTH CIRCUIT	DIVISION 11									
CAPITAL	42	53	33	58	4	46	10	2	3	20
FELONY	2943	5273	4970	1980	1266	1622	200	158	8	303
MISDEMEANOR	640	1174	1228	413	173	357	39	17	4	-54
VIOLATION	56	115	108	57	6	56	1	0	0	7
PROBATION REVOCATION	540	725	619	151	495	98	14	39	26	106
POST CONVICTION REMEDY	6	2	5	3	0	0	0	3	100	-3
TOTALS FOR PERIOD	4227	7342	6963	2662	1944	2179	264	219	8	379

CRIMINAL CIRCUITS FROM 07/01/93 THROUGH 06/30/94

CIRCUIT AND COUNTY	CASES PENDING START	CASES FILED	CASES TERMINATED	CASES PENDING AT END ACTIVE	CASES PENDING AT END WARRANT OUTSTANDING	AGE OF ALL CASES PENDING LESS 1 YR.	1-2 YRS.	OVER 2 YRS.	% OVER 2 YRS.	CHANGE IN CASES PENDING

SEVENTH CIRCUIT										

GRANT COUNTY	DIVISION 1									
CAPITAL	0	0	0	0	0	0	0	0	0	0
FELONY	124	105	115	111	3	57	11	43	39	-10
MISDEMEANOR	15	48	42	21	0	18	0	3	14	6
VIOLATION	3	12	10	5	0	5	0	0	0	2
PROBATION REVOCATION	2	4	1	5	0	3	2	0	0	3
POST CONVICTION REMEDY	0	0	0	0	0	0	0	0	0	0
TOTALS FOR PERIOD	144	169	168	142	3	83	13	46	32	1

GRANT COUNTY	DIVISION 2									
CAPITAL	0	0	0	0	0	0	0	0	0	0
FELONY	26	68	43	51	0	43	6	2	4	25
MISDEMEANOR	4	2	2	4	0	2	2	0	0	0
VIOLATION	1	0	0	1	0	0	1	0	0	0
PROBATION REVOCATION	1	0	1	0	0	0	0	0	0	-1
POST CONVICTION REMEDY	0	0	0	0	0	0	0	0	0	0
TOTALS FOR PERIOD	32	70	46	56	0	45	9	2	4	24

GRANT COUNTY	DIVISION 3									
CAPITAL	0	0	0	0	0	0	0	0	0	0
FELONY	2	0	0	2	0	0	0	2	100	0
MISDEMEANOR	5	0	1	4	0	0	0	4	100	-1
VIOLATION	1	0	1	0	0	0	0	0	0	-1
PROBATION REVOCATION	0	0	0	0	0	0	0	0	0	0
POST CONVICTION REMEDY	0	0	0	0	0	0	0	0	0	0
TOTALS FOR PERIOD	8	0	2	6	0	0	0	6	100	-2

GRANT COUNTY	DIVISION 4									
CAPITAL	0	0	0	0	0	0	0	0	0	0
FELONY	152	173	158	164	3	100	17	47	29	15
MISDEMEANOR	24	50	45	29	0	20	2	7	24	5
VIOLATION	5	12	11	6	0	5	1	0	0	1
PROBATION REVOCATION	3	4	2	5	0	3	2	0	0	2
POST CONVICTION REMEDY	0	0	0	0	0	0	0	0	0	0
TOTALS FOR PERIOD	184	239	216	204	3	128	22	54	26	23

HOT SPRING COUNTY	DIVISION 1									
CAPITAL	3	1	3	1	0	0	1	0	0	-2
FELONY	617	230	181	604	62	140	64	400	66	49
MISDEMEANOR	53	103	55	100	1	65	17	18	18	48
VIOLATION	11	89	11	89	0	82	5	2	2	78
PROBATION REVOCATION	4	1	0	5	0	1	0	4	80	1
POST CONVICTION REMEDY	0	0	0	0	0	0	0	0	0	0
TOTALS FOR PERIOD	688	424	250	799	63	288	87	424	53	174

CRIMINAL CIRCUITS FROM 07/01/93 THROUGH 06/30/94

CIRCUIT AND COUNTY	CASES PENDING START	CASES FILED	CASES TERMINATED	CASES PENDING AT END ACTIVE	CASES PENDING AT END WARRANT OUTSTANDING	AGE OF ALL CASES PENDING LESS 1 YR.	1-2 YRS.	OVER 2 YRS.	% OVER 2 YRS.	CHANGE IN CASES PENDING

HOT SPRING COUNTY	DIVISION 2									
CAPITAL	0		0	2	0	2	0	0	0	2
FELONY	76	91	60	107	0	63	36	8	7	31
MISDEMEANOR VIOLATION	12	4	9	7	0	3	1	3	43	-5
PROBATION REVOCATION	2	0	1	1	0	0	1	0	0	-1
POST CONVICTION REMEDY	0	1	0	1	0	1	0	0	0	1
TOTALS FOR PERIOD	90	98	70	118	0	69	38	11	9	28

HOT SPRING COUNTY	DIVISION 3									
CAPITAL	0	0	0	0	0	0	0	0	0	0
FELONY	0	2	2	0	0	0	0	0	0	0
MISDEMEANOR VIOLATION	0	0	0	0	0	0	0	0	0	0
PROBATION REVOCATION	0	0	0	0	0	0	0	0	0	0
POST CONVICTION REMEDY	0	0	0	0	0	0	0	0	0	0
TOTALS FOR PERIOD	0	2	2	0	0	0	0	0	0	0

HOT SPRING COUNTY	DIVISION 1									
CAPITAL	3	3	3	3	0	2	1	0	0	0
FELONY	693	323	243	711	62	203	100	408	57	80
MISDEMEANOR VIOLATION	65	107	64	107	1	68	18	21	20	43
PROBATION REVOCATION	13	89	12	90	0	82	6	2	2	77
POST CONVICTION REMEDY	4	2	0	6	0	2	0	4	67	2
TOTALS FOR PERIOD	778	524	322	917	63	357	125	435	47	202

SALINE COUNTY	DIVISION 1									
CAPITAL	2	4	6	0	0	0	0	0	0	-2
FELONY	1569	470	342	919	778	371	254	294	32	128
MISDEMEANOR VIOLATION	42	42	18	47	19	35	7	5	11	24
PROBATION REVOCATION	1	8	2	6	1	6	0	0	0	6
POST CONVICTION REMEDY	10	9	6	12	1	3	2	7	58	3
TOTALS FOR PERIOD	1625	534	375	985	799	415	263	307	31	159

SALINE COUNTY	DIVISION 2									
CAPITAL	4	0	4	0	0	0	0	0	0	-4
FELONY	210	253	156	274	33	192	63	19	7	97
MISDEMEANOR VIOLATION	99	244	133	209	1	176	26	7	3	111
PROBATION REVOCATION	23	40	34	29	0	16	10	3	10	6
POST CONVICTION REMEDY	1	2	0	3	0	2	1	0	0	2
TOTALS FOR PERIOD	337	539	327	515	34	386	100	29	6	212

CRIMINAL CIRCUITS FROM 07/01/93 THROUGH 06/30/94

CIRCUIT AND COUNTY	CASES PENDING START	CASES FILED	CASES TERMINATED	CASES ACTIVE	CASES PENDING AT END WARRANT OUTSTANDING	AGE OF ALL CASES PENDING LESS 1 YR.	1-2 YRS.	OVER 2 YRS.	% OVER 2 YRS.	CHANGE IN CASES PENDING

SALINE COUNTY	DIVISION 3									
CAPITAL	0	0	0	0	0	0	0	0	0	0
FELONY	1	0	0	1	0	0	0	1	100	0
MISDEMEANOR	1	0	0	1	0	0	0	1	100	0
VIOLATION	0	0	0	0	0	0	0	0	0	0
PROBATION REVOCATION	0	0	0	0	0	0	0	0	0	0
POST CONVICTION REMEDY	0	0	0	0	0	0	0	0	0	0
TOTALS FOR PERIOD	2	0	0	2	0	0	0	2	100	0

SALINE COUNTY	DIVISION 3									
CAPITAL	6	4	10	0	0	0	0	0	0	-6
FELONY	1780	723	498	1194	811	563	317	314	26	225
MISDEMEANOR	142	286	151	257	20	211	33	13	5	135
VIOLATION	24	48	36	35	1	22	10	3	9	12
PROBATION REVOCATION	11	11	6	15	1	5	3	7	47	5
POST CONVICTION REMEDY	1	1	1	1	0	0	0	1	100	0
TOTALS FOR PERIOD	1964	1073	702	1502	833	801	363	338	23	371

SEVENTH CIRCUIT	DIVISION 3									
CAPITAL	9	7	13	3	0	2	1	0	0	-6
FELONY	2625	1219	899	2069	876	866	434	769	37	320
MISDEMEANOR	231	443	260	393	21	299	53	41	10	183
VIOLATION	42	149	59	131	1	109	17	5	4	90
PROBATION REVOCATION	18	17	8	26	1	10	5	11	42	9
POST CONVICTION REMEDY	1	1	1	1	0	0	0	1	100	0
TOTALS FOR PERIOD	2926	1836	1240	2623	899	1286	510	827	32	596

EIGHTH CIRCUIT	DIVISION 3									

HEMPSTEAD COUNTY	DIVISION 1									
CAPITAL	1	0	0	1	0	0	1	0	0	0
FELONY	71	69	51	52	37	45	5	2	4	18
MISDEMEANOR	11	3	8	6	0	3	3	0	0	-5
VIOLATION	2	0	2	0	0	0	0	0	0	-2
PROBATION REVOCATION	20	18	9	9	20	8	0	1	11	9
POST CONVICTION REMEDY	7	6	9	4	0	1	1	2	50	-3
TOTALS FOR PERIOD	112	96	79	72	57	57	10	5	7	17

HEMPSTEAD COUNTY	DIVISION 2									
CAPITAL	0	0	0	0	0	0	0	0	0	0
FELONY	72	54	60	36	30	26	10	0	0	-6
MISDEMEANOR	9	12	6	15	0	11	4	0	0	6
VIOLATION	0	0	0	0	0	0	0	0	0	0
PROBATION REVOCATION	7	26	24	6	3	5	1	0	0	2
POST CONVICTION REMEDY	1	2	3	0	0	0	0	0	0	-1
TOTALS FOR PERIOD	89	94	93	57	33	42	15	0	0	1

CRIMINAL CIRCUITS FROM 07/01/93 THROUGH 06/30/94

CIRCUIT AND COUNTY	CASES PENDING START	CASES FILED	CASES TERMINATED	CASES PENDING AT END ACTIVE	CASES PENDING AT END WARRANT OUTSTANDING	AGE OF ALL CASES LESS 1 YR.	1-2 YRS.	CASES PENDING OVER 2 YRS.	% OVER 2 YRS.	CHANGE IN CASES PENDING

HEMPSTEAD COUNTY	DIVISION 3									
CAPITAL	1	0	1	0	0	0	0	0	0	-1
FELONY	48	58	63	34	9	27	7	0	0	-5
MISDEMEANOR	6	4	4	6	0	4	1	1	17	0
VIOLATION	0	1	0	1	0	1	0	0	0	1
PROBATION REVOCATION	7	11	11	4	3	4	0	0	0	0
POST CONVICTION REMEDY	1	1	0	2	0	1	1	0	0	1
TOTALS FOR PERIOD	63	75	79	47	12	37	9	1	2	-4

HEMPSTEAD COUNTY	DIVISION 4									
CAPITAL	0	0	0	0	0	0	0	0	0	0
FELONY	39	48	52	29	6	25	4	0	0	-4
MISDEMEANOR	2	1	1	2	0	1	1	0	0	0
VIOLATION	0	1	0	1	0	1	0	0	0	1
PROBATION REVOCATION	3	12	3	6	6	6	0	0	0	9
POST CONVICTION REMEDY	0	1	1	0	0	0	0	0	0	0
TOTALS FOR PERIOD	44	63	57	38	12	33	5	0	0	6

HEMPSTEAD COUNTY										
CAPITAL	2	0	1	1	0	0	1	0	0	-1
FELONY	230	229	226	151	82	123	26	2	1	3
MISDEMEANOR	28	20	19	29	0	19	9	1	3	1
VIOLATION	2	2	2	2	0	2	0	0	0	0
PROBATION REVOCATION	37	67	47	25	32	23	1	1	4	20
POST CONVICTION REMEDY	9	10	13	6	0	2	2	2	33	-3
TOTALS FOR PERIOD	308	328	308	214	114	169	39	6	3	20

LAFAYETTE COUNTY	DIVISION 1									
CAPITAL	0	0	0	0	0	0	0	0	0	0
FELONY	28	55	42	38	3	31	7	0	0	13
MISDEMEANOR	1	5	1	5	0	5	0	0	0	4
VIOLATION	0	1	0	1	0	1	0	0	0	1
PROBATION REVOCATION	3	6	6	3	0	2	1	0	0	0
POST CONVICTION REMEDY	0	0	0	0	0	0	0	0	0	0
TOTALS FOR PERIOD	32	67	49	47	3	39	8	0	0	18

LAFAYETTE COUNTY	DIVISION 2									
CAPITAL	1	0	1	0	0	0	0	0	0	-1
FELONY	19	46	36	27	2	21	5	1	4	10
MISDEMEANOR	3	5	3	5	0	3	2	0	0	2
VIOLATION	0	1	1	0	0	0	0	0	0	0
PROBATION REVOCATION	1	7	3	4	1	4	0	0	0	4
POST CONVICTION REMEDY	0	0	0	0	0	0	0	0	0	0
TOTALS FOR PERIOD	24	59	44	36	3	28	7	1	3	15

CRIMINAL CIRCUITS FROM 07/01/93 THROUGH 06/30/94

CIRCUIT AND COUNTY	CASES PENDING START	CASES FILED	CASES TERMINATED	CASES PENDING AT END ACTIVE	CASES PENDING AT END WARRANT OUTSTANDING	AGE OF ALL CASES PENDING LESS 1 YR.	1-2 YRS.	OVER 2 YRS.	% OVER 2 YRS.	CHANGE IN CASES PENDING

LAFAYETTE COUNTY	DIVISION 3									
CAPITAL	0	0	0	0	0	0	0	0	0	0
FELONY	54	35	50	30	9	14	6	10	33	-15
MISDEMEANOR	3	6	5	4	0	3	0	1	25	1
VIOLATION	0	0	0	0	0	0	0	0	0	0
PROBATION REVOCATION	2	7	6	3	0	3	0	0	0	1
POST CONVICTION REMEDY	0	0	0	0	0	0	0	0	0	0
TOTALS FOR PERIOD	59	48	61	37	9	20	6	11	30	-13

LAFAYETTE COUNTY	DIVISION 4									
CAPITAL	0	0	0	0	0	0	0	0	0	0
FELONY	15	12	20	7	0	7	0	0	0	-8
MISDEMEANOR	3	1	3	1	0	1	0	0	0	-2
VIOLATION	0	0	0	0	0	0	0	0	0	0
PROBATION REVOCATION	0	1	0	1	0	1	0	0	0	1
POST CONVICTION REMEDY	0	0	0	0	0	0	0	0	0	0
TOTALS FOR PERIOD	18	14	23	9	0	9	0	0	0	-9

LAFAYETTE COUNTY	DIVISION 5									
CAPITAL	1	0	1	0	0	0	0	0	0	-1
FELONY	116	148	148	102	14	73	18	11	11	0
MISDEMEANOR	10	17	12	15	0	12	2	1	7	5
VIOLATION	0	2	1	1	0	1	0	0	0	1
PROBATION REVOCATION	6	21	15	11	1	10	1	0	0	6
POST CONVICTION REMEDY	0	0	0	0	0	0	0	0	0	0
TOTALS FOR PERIOD	133	188	177	129	15	96	21	12	9	11

MILLER COUNTY	DIVISION 1									
CAPITAL	0	0	0	0	0	0	0	0	0	0
FELONY	175	206	198	150	33	128	17	5	3	8
MISDEMEANOR	36	25	21	39	1	25	12	2	5	4
VIOLATION	2	3	2	3	0	2	1	0	0	1
PROBATION REVOCATION	43	42	34	31	20	31	0	0	0	8
POST CONVICTION REMEDY	0	0	0	0	0	0	0	0	0	0
TOTALS FOR PERIOD	256	276	255	223	54	186	30	7	3	21

MILLER COUNTY	DIVISION 2									
CAPITAL	0	0	0	0	0	0	0	0	0	0
FELONY	88	205	161	127	5	118	3	6	5	44
MISDEMEANOR	22	28	21	29	0	23	3	3	10	7
VIOLATION	1	3	4	0	0	0	0	0	0	-1
PROBATION REVOCATION	20	36	31	17	8	17	0	0	0	5
POST CONVICTION REMEDY	0	0	0	0	0	0	0	0	0	0
TOTALS FOR PERIOD	131	272	217	173	13	158	6	9	5	55

CRIMINAL CIRCUITS FROM 07/01/93 THROUGH 06/30/94

CIRCUIT AND COUNTY	CASES PENDING START	CASES FILED	CASES TERMINATED	CASES PENDING AT END ACTIVE	CASES PENDING AT END WARRANT OUTSTANDING	AGE OF ALL CASES PENDING LESS 1 YR.	1-2 YRS.	OVER 2 YRS.	% OVER 2 YRS.	CHANGE IN CASES PENDING

MILLER COUNTY	DIVISION 3									
CAPITAL	1	1	2	0	0	0	0	0	0	-1
FELONY	116	146	144	115	3	90	22	3	3	2
MISDEMEANOR	46	79	42	83	0	62	18	3	4	37
VIOLATION	3	11	7	7	0	2	5	0	0	4
PROBATION REVOCATION	28	37	44	11	10	11	0	0	0	-7
POST CONVICTION REMEDY	1	0	0	1	0	0	0	1	100	0
TOTALS FOR PERIOD	195	274	239	217	13	165	45	7	3	35

MILLER COUNTY	DIVISION 4									
CAPITAL	0	0	0	0	0	0	0	0	0	0
FELONY	47	132	112	64	3	56	8	0	0	20
MISDEMEANOR	7	18	9	16	0	14	2	0	0	9
VIOLATION	0	2	1	1	0	1	0	0	0	1
PROBATION REVOCATION	10	20	13	12	5	11	1	0	0	7
POST CONVICTION REMEDY	0	0	0	0	0	0	0	0	0	0
TOTALS FOR PERIOD	64	172	135	93	8	82	11	0	0	37

MILLER COUNTY	DIVISION 1									
CAPITAL	1	1	2	0	0	0	0	0	0	-1
FELONY	426	689	615	456	44	392	50	14	3	74
MISDEMEANOR	111	150	93	167	1	124	35	8	5	57
VIOLATION	6	19	14	11	0	5	6	0	0	5
PROBATION REVOCATION	101	135	122	71	43	70	1	0	0	13
POST CONVICTION REMEDY	1	0	0	1	0	0	0	1	100	0
TOTALS FOR PERIOD	646	994	846	706	88	591	92	23	3	148

NEVADA COUNTY	DIVISION 1									
CAPITAL	1	0	1	0	0	0	0	0	0	-1
FELONY	19	22	20	17	4	12	5	0	0	2
MISDEMEANOR	1	2	1	1	1	1	0	0	0	1
VIOLATION	0	1	1	0	0	0	0	0	0	0
PROBATION REVOCATION	4	15	5	11	3	10	1	0	0	10
POST CONVICTION REMEDY	0	0	0	0	0	0	0	0	0	0
TOTALS FOR PERIOD	25	40	28	29	8	23	6	0	0	12

NEVADA COUNTY	DIVISION 2									
CAPITAL	0	0	0	0	0	0	0	0	0	0
FELONY	33	29	10	41	11	21	19	1	2	19
MISDEMEANOR	1	1	0	1	1	1	0	0	0	1
VIOLATION	0	0	0	0	0	0	0	0	0	0
PROBATION REVOCATION	1	4	4	1	0	1	0	0	0	0
POST CONVICTION REMEDY	0	0	0	0	0	0	0	0	0	0
TOTALS FOR PERIOD	35	34	14	43	12	23	19	1	2	20

CRIMINAL CIRCUITS FROM 07/01/93 THROUGH 06/30/94

CIRCUIT AND COUNTY	CASES PENDING START	CASES FILED	CASES TERMINATED	CASES PENDING AT END ACTIVE	CASES PENDING AT END WARRANT OUTSTANDING	AGE OF ALL CASES PENDING LESS 1 YR.	1-2 YRS.	2 YRS.	% OVER 2 YRS.	CHANGE IN CASES PENDING

NEVADA COUNTY	DIVISION 3									
CAPITAL	0	0	0	0	0	0	0	0	0	0
FELONY	12	17	15	9	5	7	2	0	0	2
MISDEMEANOR	1	3	3	1	0	1	0	0	0	0
VIOLATION	0	1	1	0	0	0	0	0	0	0
PROBATION REVOCATION	4	13	7	9	1	9	0	0	0	6
POST CONVICTION REMEDY	0	1	0	1	0	1	0	0	0	1
TOTALS FOR PERIOD	17	35	26	20	6	18	2	0	0	9

NEVADA COUNTY	DIVISION 4									
CAPITAL	0	0	0	0	0	0	0	0	0	0
FELONY	15	19	20	12	2	10	2	0	0	-1
MISDEMEANOR	0	2	2	0	0	0	0	0	0	0
VIOLATION	0	1	0	1	0	1	0	0	0	1
PROBATION REVOCATION	1	10	2	9	0	9	0	0	0	8
POST CONVICTION REMEDY	0	0	0	0	0	0	0	0	0	0
TOTALS FOR PERIOD	16	32	24	22	2	20	2	0	0	8

NEVADA COUNTY										
CAPITAL	1	0	1	0	0	0	0	0	0	-1
FELONY	79	87	65	79	22	50	28	1	1	22
MISDEMEANOR	3	8	6	3	2	3	0	0	0	2
VIOLATION	0	3	2	1	0	1	0	0	0	1
PROBATION REVOCATION	10	42	18	30	4	29	1	0	0	24
POST CONVICTION REMEDY	0	1	0	1	0	1	0	0	0	1
TOTALS FOR PERIOD	93	141	92	114	28	84	29	1	1	49

EIGHTH CIRCUIT										
CAPITAL	5	1	5	1	0	0	1	0	0	-4
FELONY	851	1153	1054	788	162	638	122	28	4	99
MISDEMEANOR	152	195	130	214	3	158	46	10	5	65
VIOLATION	8	26	19	15	0	9	6	0	0	7
PROBATION REVOCATION	154	265	202	137	80	132	4	1	1	63
POST CONVICTION REMEDY	10	11	13	8	0	3	2	3	38	-2
TOTALS FOR PERIOD	1180	1651	1423	1163	245	940	181	42	4	228

NINTH CIRCUIT EAST										

CLARK COUNTY										
CAPITAL	1	0	1	0	0	0	0	0	0	-1
FELONY	123	288	265	66	80	66	0	0	0	23
MISDEMEANOR	8	19	26	1	0	1	0	0	0	-7
VIOLATION	6	21	12	13	2	13	0	0	0	9
PROBATION REVOCATION	35	29	38	3	23	3	0	0	0	-9
POST CONVICTION REMEDY	7	51	10	22	26	22	0	0	0	41
TOTALS FOR PERIOD	180	408	352	105	131	105	0	0	0	56

CRIMINAL CIRCUITS FROM 07/01/93 THROUGH 06/30/94

CIRCUIT AND COUNTY	CASES PENDING START	CASES FILED	CASES TERMINATED	CASES PENDING AT END ACTIVE	CASES PENDING AT END WARRANT OUTSTANDING	AGE OF ALL CASES PENDING LESS 1 YR.	1-2 YRS.	OVER 2 YRS.	% OVER 2 YRS.	CHANGE IN CASES PENDING

PIKE COUNTY										
CAPITAL	0	0	0	0	0	0	0	0	0	0
FELONY	34	70	53	34	17	33	1	0	0	17
MISDEMEANOR	4	1	4	0	1	0	0	0	0	-3
VIOLATION	2	5	4	3	0	3	0	0	0	1
PROBATION REVOCATION	5	10	3	4	8	4	0	0	0	7
POST CONVICTION REMEDY	0	0	0	0	0	0	0	0	0	0
TOTALS FOR PERIOD	45	86	64	41	26	40	1	0	0	22

NINTH CIRCUIT EAST										
CAPITAL	1	0	1	0	0	0	0	0	0	-1
FELONY	157	358	318	100	97	99	1	0	0	40
MISDEMEANOR	12	20	30	1	1	1	0	0	0	-10
VIOLATION	8	26	16	16	2	16	0	0	0	10
PROBATION REVOCATION	40	39	41	7	31	7	0	0	0	-2
POST CONVICTION REMEDY	7	51	10	22	26	22	0	0	0	41
TOTALS FOR PERIOD	225	494	416	146	157	145	1	0	0	78

NINTH CIRCUIT WEST										

HOWARD COUNTY										
CAPITAL	0	1	1	0	0	0	0	0	0	0
FELONY	65	179	135	99	10	88	11	0	0	44
MISDEMEANOR	1	10	5	6	0	6	0	0	0	5
VIOLATION	0	0	0	0	0	0	0	0	0	0
PROBATION REVOCATION	17	23	29	7	4	6	1	0	0	-6
POST CONVICTION REMEDY	0	0	0	0	0	0	0	0	0	0
TOTALS FOR PERIOD	83	213	170	112	14	100	12	0	0	43

LITTLE RIVER COUNTY										
CAPITAL	0	0	0	0	0	0	0	0	0	0
FELONY	19	150	121	47	1	44	0	3	6	29
MISDEMEANOR	17	19	27	9	0	5	2	2	22	-8
VIOLATION	1	0	1	0	0	0	0	0	0	-1
PROBATION REVOCATION	10	24	18	16	0	14	1	1	6	6
POST CONVICTION REMEDY	0	2	0	2	0	2	0	0	0	2
TOTALS FOR PERIOD	47	195	167	74	1	65	3	6	8	28

SEVIER COUNTY										
CAPITAL	1	3	0	4	0	3	1	0	0	3
FELONY	26	66	45	43	4	29	5	9	21	21
MISDEMEANOR	8	24	15	17	0	14	0	3	18	9
VIOLATION	6	4	5	5	0	2	0	3	60	-1
PROBATION REVOCATION	12	10	10	8	4	3	0	5	63	0
POST CONVICTION REMEDY	0	0	0	0	0	0	0	0	0	0
TOTALS FOR PERIOD	53	107	75	77	8	51	6	20	26	32

CRIMINAL CIRCUITS FROM 07/01/93 THROUGH 06/30/94

CIRCUIT AND COUNTY	CASES PENDING START	CASES FILED	CASES TERMINATED	CASES PENDING AT END ACTIVE	CASES PENDING AT END WARRANT OUTSTANDING	AGE OF ALL CASES PENDING LESS 1 YR.	1-2 YRS.	OVER 2 YRS.	% OVER 2 YRS.	CHANGE IN CASES PENDING

NINTH CIRCUIT WEST										
CAPITAL	1	4	1	4	0	3	1	0	0	3
FELONY	110	395	301	189	15	161	16	12	6	94
MISDEMEANOR	26	53	47	32	0	25	2	5	16	6
VIOLATION	7	4	6	5	0	2	0	3	60	-2
PROBATION REVOCATION	39	57	57	31	8	23	2	6	19	0
POST CONVICTION REMEDY	0	2	0	2	0	2	0	0	0	2
TOTALS FOR PERIOD	183	515	412	263	23	216	21	26	10	103

TENTH CIRCUIT										

ASHLEY COUNTY DIVISION 1										
CAPITAL	0	1	1	0	0	0	0	0	0	10
FELONY	212	208	234	162	24	121	18	23	14	-26
MISDEMEANOR	50	54	56	47	1	32	15	0	0	-2
VIOLATION	3	6	6	3	0	2	1	0	0	0
PROBATION REVOCATION	12	10	12	9	1	7	0	2	22	-2
POST CONVICTION REMEDY	0	0	0	0	0	0	0	0	0	0
TOTALS FOR PERIOD	277	279	309	221	26	162	34	25	11	-30

ASHLEY COUNTY DIVISION 2										
CAPITAL	4	0	3	1	0	0	1	0	0	-3
FELONY	154	215	156	196	17	156	35	5	3	59
MISDEMEANOR	31	47	40	37	1	33	4	0	0	7
VIOLATION	4	2	3	3	0	2	1	0	0	-1
PROBATION REVOCATION	10	11	11	9	1	6	3	0	0	0
POST CONVICTION REMEDY	0	0	0	0	0	0	0	0	0	0
TOTALS FOR PERIOD	203	275	213	246	19	197	44	5	2	62

ASHLEY COUNTY DIVISION 3										
CAPITAL	0	0	0	0	0	0	0	0	0	0
FELONY	0	1	0	1	0	1	0	0	0	1
MISDEMEANOR	0	0	0	0	0	0	0	0	0	0
VIOLATION	0	0	0	0	0	0	0	0	0	0
PROBATION REVOCATION	0	0	0	0	0	0	0	0	0	0
POST CONVICTION REMEDY	0	0	0	0	0	0	0	0	0	0
TOTALS FOR PERIOD	0	1	0	1	0	1	0	0	0	1

ASHLEY COUNTY DIVISION 4										
CAPITAL	0	0	0	0	0	0	0	0	0	0
FELONY	0	0	0	0	0	0	0	0	0	0
MISDEMEANOR	0	0	0	0	0	0	0	0	0	0
VIOLATION	0	0	0	0	0	0	0	0	0	0
PROBATION REVOCATION	0	0	0	0	0	0	0	0	0	0
POST CONVICTION REMEDY	0	0	0	0	0	0	0	0	0	0
TOTALS FOR PERIOD	0	0	0	0	0	0	0	0	0	0

CRIMINAL CIRCUITS FROM 07/01/93 THROUGH 06/30/94

CIRCUIT AND COUNTY	CASES PENDING START	CASES FILED	CASES TERMINATED	CASES PENDING AT END ACTIVE	CASES PENDING AT END WARRANT OUTSTANDING	AGE OF ALL CASES PENDING LESS 1 YR.	1-2 YRS.	OVER 2 YRS.	% OVER 2 YRS.	CHANGE IN CASES PENDING

ASHLEY COUNTY										
CAPITAL	4	1	4	1	0	0	1	0	0	-3
FELONY	366	424	390	359	41	278	53	28	8	34
MISDEMEANOR VIOLATION	81	101	96	84	2	65	19	0	0	3
PROBATION REVOCATION	7	8	9	6	0	4	2	0	0	-1
POST CONVICTION REMEDY	22	21	23	18	2	13	3	2	11	-2
TOTALS FOR PERIOD	0	0	0	0	0	0	0	0	0	0
TOTALS FOR PERIOD	480	555	522	468	45	360	78	30	6	33

BRADLEY COUNTY	DIVISION 1									
CAPITAL	0	0	0	0	0	0	0	0	0	0
FELONY	118	173	168	108	15	101	7	0	0	5
MISDEMEANOR VIOLATION	11	10	17	1	3	1	0	0	0	-7
PROBATION REVOCATION	1	0	1	0	0	0	0	0	0	-1
POST CONVICTION REMEDY	6	2	4	9	1	5	4	0	0	4
TOTALS FOR PERIOD	0	0	0	0	0	0	0	0	0	0
TOTALS FOR PERIOD	136	191	190	118	19	107	11	0	0	1

BRADLEY COUNTY	DIVISION 2									
CAPITAL	0	0	0	0	0	0	0	0	0	0
FELONY	90	145	122	109	4	96	11	2	2	23
MISDEMEANOR VIOLATION	3	12	11	4	0	3	1	0	0	1
PROBATION REVOCATION	0	3	3	0	0	0	0	0	0	0
POST CONVICTION REMEDY	11	15	15	11	0	9	2	0	0	0
TOTALS FOR PERIOD	0	0	0	0	0	0	0	0	0	0
TOTALS FOR PERIOD	104	175	151	124	4	108	14	2	2	24

BRADLEY COUNTY	DIVISION 3									
CAPITAL	0	0	0	0	0	0	0	0	0	0
FELONY	0	0	0	0	0	0	0	0	0	0
MISDEMEANOR VIOLATION	0	0	0	0	0	0	0	0	0	0
PROBATION REVOCATION	0	0	0	0	0	0	0	0	0	0
POST CONVICTION REMEDY	0	0	0	0	0	0	0	0	0	0
TOTALS FOR PERIOD	0	0	0	0	0	0	0	0	0	0

BRADLEY COUNTY	DIVISION 4									
CAPITAL	0	0	0	0	0	0	0	0	0	0
FELONY	0	0	0	0	0	0	0	0	0	0
MISDEMEANOR VIOLATION	0	0	0	0	0	0	0	0	0	0
PROBATION REVOCATION	0	0	0	0	0	0	0	0	0	0
POST CONVICTION REMEDY	0	0	0	0	0	0	0	0	0	0
TOTALS FOR PERIOD	0	0	0	0	0	0	0	0	0	0

CRIMINAL CIRCUITS FROM 07/01/93 THROUGH 06/30/94

CIRCUIT AND COUNTY	CASES PENDING START	CASES FILED	CASES TERMINATED	CASES PENDING AT END ACTIVE	CASES PENDING AT END WARRANT OUTSTANDING	AGE OF ALL CASES PENDING LESS 1 YR.	1-2 YRS.	OVER 2 YRS.	% OVER 2 YRS.	CHANGE IN CASES PENDING

BRADLEY COUNTY										
CAPITAL	0	0	0	0	0	0	0	0	0	0
FELONY	208	318	290	217	19	197	18	2	1	28
MISDEMEANOR VIOLATION	14	22	28	5	3	4	1	0	0	-6
PROBATION REVOCATION	1	3	4	0	0	0	0	0	0	-1
POST CONVICTION REMEDY	17	23	19	20	1	14	6	0	0	4
TOTALS FOR PERIOD	0	0	0	0	0	0	0	0	0	0
TOTALS FOR PERIOD	240	366	341	242	23	215	25	2	1	25

CHICOT COUNTY	DIVISION 1									
CAPITAL	4	6	1	9	0	6	3	0	0	5
FELONY	191	153	184	154	6	114	40	0	0	-31
MISDEMEANOR VIOLATION	40	27	49	18	0	13	2	3	17	-22
PROBATION REVOCATION	3	5	6	2	0	2	0	0	0	-1
POST CONVICTION REMEDY	6	6	4	8	0	5	3	0	0	2
TOTALS FOR PERIOD	0	0	0	0	0	0	0	0	0	0
TOTALS FOR PERIOD	244	197	244	191	6	140	48	3	2	-47

CHICOT COUNTY	DIVISION 2									
CAPITAL	3	0	1	2	0	0	2	0	0	-1
FELONY	124	203	196	131	0	97	32	2	2	7
MISDEMEANOR VIOLATION	13	20	23	10	0	6	1	3	30	-3
PROBATION REVOCATION	0	2	0	2	0	2	0	0	0	2
POST CONVICTION REMEDY	12	6	10	8	0	1	6	1	13	-4
TOTALS FOR PERIOD	0	0	0	0	0	0	0	0	0	0
TOTALS FOR PERIOD	152	231	230	153	0	106	41	6	4	1

CHICOT COUNTY	DIVISION 3									
CAPITAL	0	0	0	0	0	0	0	0	0	0
FELONY	0	0	0	0	0	0	0	0	0	0
MISDEMEANOR VIOLATION	0	0	0	0	0	0	0	0	0	0
PROBATION REVOCATION	0	0	0	0	0	0	0	0	0	0
POST CONVICTION REMEDY	0	0	0	0	0	0	0	0	0	0
TOTALS FOR PERIOD	0	0	0	0	0	0	0	0	0	0

CHICOT COUNTY	DIVISION 4									
CAPITAL	0	0	0	0	0	0	0	0	0	0
FELONY	0	0	0	0	0	0	0	0	0	0
MISDEMEANOR VIOLATION	0	0	0	0	0	0	0	0	0	0
PROBATION REVOCATION	0	0	0	0	0	0	0	0	0	0
POST CONVICTION REMEDY	0	0	0	0	0	0	0	0	0	0
TOTALS FOR PERIOD	0	0	0	0	0	0	0	0	0	0

CRIMINAL CIRCUITS FROM 07/01/93 THROUGH 06/30/94

CIRCUIT AND COUNTY	CASES PENDING START	CASES FILED	CASES TERMI-NATED	CASES PENDING AT END ACTIVE	WARRANT OUTSTANDING	AGE OF ALL CASES PENDING LESS 1 YR.	1-2 YRS.	OVER 2 YRS.	% OVER 2 YRS.	CHANGE IN CASES PENDING

CHICOT COUNTY										
CAPITAL	7	6	2	11	0	6	5	0	0	4
FELONY	315	356	380	285	6	211	72	2	1	-24
MISDEMEANOR	53	47	72	28	0	19	3	6	21	-25
VIOLATION	3	7	6	4	0	4	0	0	0	1
PROBATION REVOCATION	18	12	14	16	0	6	1	1	6	-2
POST CONVICTION REMEDY	0	0	0	0	0	0	0	0	0	0
TOTALS FOR PERIOD	396	428	474	344	6	246	89	9	3	-46

DESHA COUNTY	DIVISION 1									
CAPITAL	1	1	1	1	0	1	0	0	0	0
FELONY	90	182	134	131	7	111	20	0	0	48
MISDEMEANOR	62	103	115	50	0	48	2	0	0	-12
VIOLATION	17	25	31	11	0	9	2	0	0	-6
PROBATION REVOCATION	6	7	3	10	0	5	5	0	0	4
POST CONVICTION REMEDY	0	0	0	0	0	0	0	0	0	0
TOTALS FOR PERIOD	176	318	284	203	7	174	29	0	0	34

DESHA COUNTY	DIVISION 2									
CAPITAL	4	0	0	4	0	0	4	0	0	0
FELONY	108	142	89	152	9	111	18	23	15	53
MISDEMEANOR	52	123	115	60	0	55	4	1	2	8
VIOLATION	8	26	21	13	0	12	1	0	0	5
PROBATION REVOCATION	7	13	8	11	1	11	0	0	0	5
POST CONVICTION REMEDY	0	0	0	0	0	0	0	0	0	0
TOTALS FOR PERIOD	179	304	233	240	10	189	27	24	10	71

DESHA COUNTY	DIVISION 3									
CAPITAL	0	0	0	0	0	0	0	0	0	0
FELONY	0	0	0	0	0	0	0	0	0	0
MISDEMEANOR	0	0	0	0	0	0	0	0	0	0
VIOLATION	0	0	0	0	0	0	0	0	0	0
PROBATION REVOCATION	0	0	0	0	0	0	0	0	0	0
POST CONVICTION REMEDY	0	0	0	0	0	0	0	0	0	0
TOTALS FOR PERIOD	0	0	0	0	0	0	0	0	0	0

DESHA COUNTY	DIVISION 4									
CAPITAL	0	0	0	0	0	0	0	0	0	0
FELONY	0	0	0	0	0	0	0	0	0	0
MISDEMEANOR	0	0	0	0	0	0	0	0	0	0
VIOLATION	0	0	0	0	0	0	0	0	0	0
PROBATION REVOCATION	0	0	0	0	0	0	0	0	0	0
POST CONVICTION REMEDY	0	0	0	0	0	0	0	0	0	0
TOTALS FOR PERIOD	0	0	0	0	0	0	0	0	0	0

CRIMINAL CIRCUITS FROM 07/01/93 THROUGH 06/30/94

CIRCUIT AND COUNTY	CASES PENDING START	CASES FILED	CASES TERMINATED	CASES ACTIVE	CASES PENDING AT END WARRANT OUTSTANDING	AGE OF ALL CASES PENDING LESS 1 YR.	1-2 YRS.	OVER 2 YRS.	% OVER 2 YRS.	CHANGE IN CASES PENDING

DESHA COUNTY										
CAPITAL	5	1	1	5	0	1	4	0	0	0
FELONY	198	324	223	283	16	222	38	23	8	101
MISDEMEANOR	114	226	230	110	0	103	6	1	1	-4
VIOLATION	25	51	52	24	0	21	3	0	0	-1
PROBATION REVOCATION	13	20	11	21	1	16	5	0	0	9
POST CONVICTION REMEDY	0	0	0	0	0	0	0	0	0	0
TOTALS FOR PERIOD	355	622	517	443	17	363	56	24	5	105

DEWA COUNTY										
DIVISION 1										
CAPITAL	1	2	0	3	0	2	1	0	0	2
FELONY	215	185	264	95	41	74	19	2	2	-79
MISDEMEANOR	28	29	34	23	0	14	9	0	0	-5
VIOLATION	3	2	2	3	0	1	2	0	0	0
PROBATION REVOCATION	4	17	11	10	0	8	2	0	0	6
POST CONVICTION REMEDY	0	0	0	0	0	0	0	0	0	0
TOTALS FOR PERIOD	251	235	311	134	41	99	33	2	1	-76

DEWA COUNTY										
DIVISION 2										
CAPITAL	1	1	1	1	0	1	0	0	0	0
FELONY	123	187	121	167	22	136	29	2	1	66
MISDEMEANOR	15	17	16	13	3	6	6	1	8	1
VIOLATION	2	3	3	2	0	2	0	0	0	0
PROBATION REVOCATION	13	13	16	8	2	6	2	0	0	-3
POST CONVICTION REMEDY	0	0	0	0	0	0	0	0	0	0
TOTALS FOR PERIOD	154	221	157	191	27	151	37	3	2	64

DEWA COUNTY										
DIVISION 3										
CAPITAL	0	0	0	0	0	0	0	0	0	0
FELONY	0	0	0	0	0	0	0	0	0	0
MISDEMEANOR	0	0	0	0	0	0	0	0	0	0
VIOLATION	0	0	0	0	0	0	0	0	0	0
PROBATION REVOCATION	0	0	0	0	0	0	0	0	0	0
POST CONVICTION REMEDY	0	0	0	0	0	0	0	0	0	0
TOTALS FOR PERIOD	0	0	0	0	0	0	0	0	0	0

DEWA COUNTY										
DIVISION 4										
CAPITAL	0	0	0	0	0	0	0	0	0	0
FELONY	0	0	0	0	0	0	0	0	0	0
MISDEMEANOR	0	0	0	0	0	0	0	0	0	0
VIOLATION	0	0	0	0	0	0	0	0	0	0
PROBATION REVOCATION	0	0	0	0	0	0	0	0	0	0
POST CONVICTION REMEDY	0	0	0	0	0	0	0	0	0	0
TOTALS FOR PERIOD	0	0	0	0	0	0	0	0	0	0

CRIMINAL CIRCUITS FROM 07/01/93 THROUGH 06/30/94

CIRCUIT AND COUNTY	CASES PENDING START	CASES FILED	CASES TERMINATED	CASES ACTIVE	CASES PENDING AT END WARRANT OUTSTANDING	AGE OF ALL CASES PENDING LESS 1 YR.	1-2 YRS.	OVER 2 YRS.	% OVER 2 YRS.	CHANGE IN CASES PENDING

DREW COUNTY										
CAPITAL	2	3	1	4	0	3	1	0	0	2
FELONY	338	372	385	262	63	210	48	4	2	-13
MISDEMEANOR	43	46	50	36	3	20	15	1	3	-4
VIOLATION	5	5	5	5	0	3	2	0	0	0
PROBATION REVOCATION	17	30	27	18	2	14	4	0	0	3
POST CONVICTION REMEDY	0	0	0	0	0	0	0	0	0	0
TOTALS FOR PERIOD	405	456	468	325	68	250	70	5	2	-12

TENTH CIRCUIT										
CAPITAL	18	11	8	21	0	10	11	0	0	3
FELONY	1425	1794	1668	1406	145	1118	229	59	4	126
MISDEMEANOR	305	442	476	263	8	211	44	8	3	-34
VIOLATION	41	74	76	39	0	32	7	0	0	-2
PROBATION REVOCATION	87	106	94	93	6	63	27	3	3	12
POST CONVICTION REMEDY	0	0	0	0	0	0	0	0	0	0
TOTALS FOR PERIOD	1876	2427	2322	1822	159	1434	318	70	4	105

ELEVENTH CIRCUIT EAST										

ARKANSAS COUNTY										
CAPITAL	4	1	2	3	0	1	2	0	0	-1
FELONY	589	601	373	404	413	308	75	21	5	228
MISDEMEANOR	129	147	119	94	63	75	9	10	11	28
VIOLATION	6	33	18	17	4	17	0	0	0	15
PROBATION REVOCATION	56	31	52	20	15	15	4	1	5	-21
POST CONVICTION REMEDY	19	30	40	9	0	8	1	0	0	-10
TOTALS FOR PERIOD	803	843	604	547	495	424	91	32	6	239

ELEVENTH CIRCUIT EAST										
CAPITAL	4	1	2	3	0	1	2	0	0	-1
FELONY	589	601	373	404	413	308	75	21	5	228
MISDEMEANOR	129	147	119	94	63	75	9	10	11	28
VIOLATION	6	33	18	17	4	17	0	0	0	15
PROBATION REVOCATION	56	31	52	20	15	15	4	1	5	-21
POST CONVICTION REMEDY	19	30	40	9	0	8	1	0	0	-10
TOTALS FOR PERIOD	803	843	604	547	495	424	91	32	6	239

ELEVENTH CIRCUIT WEST										

JEFFERSON COUNTY DIVISION 1										
CAPITAL	1	2	1	2	0	2	0	0	0	1
FELONY	659	581	483	260	497	230	23	7	3	98
MISDEMEANOR	87	36	46	71	6	21	12	38	54	-10
VIOLATION	15	9	13	11	0	5	1	5	45	-4
PROBATION REVOCATION	151	104	99	37	119	29	4	4	11	5
POST CONVICTION REMEDY	0	0	0	0	0	0	0	0	0	0
TOTALS FOR PERIOD	913	732	642	381	622	287	40	54	14	90

CRIMINAL CIRCUITS FROM 07/01/93 THROUGH 06/30/94

CIRCUIT AND COUNTY	CASES PENDING START	CASES FILED	CASES TERMINATED	CASES PENDING AT END ACTIVE	CASES PENDING AT END WARRANT OUTSTANDING	AGE OF ALL CASES PENDING LESS 1 YR.	AGE OF ALL CASES PENDING 1-2 YRS.	AGE OF ALL CASES PENDING OVER 2 YRS.	% OVER 2 YRS.	CHANGE IN CASES PENDING

JEFFERSON COUNTY	DIVISION 2									
CAPITAL	1	6	3	4	0	4	0	0	0	3
FELONY	493	524	452	186	379	178	8	0	0	72
MISDEMEANOR	75	58	69	62	2	41	14	7	11	-11
VIOLATION	14	7	12	9	0	4	2	3	33	-5
PROBATION REVOCATION	168	116	69	25	190	22	2	1	4	47
POST CONVICTION REMEDY	0	0	0	0	0	0	0	0	0	0
TOTALS FOR PERIOD	751	711	605	286	571	249	26	11	4	106

JEFFERSON COUNTY	DIVISION 3									
CAPITAL	3	4	2	3	2	3	0	0	0	2
FELONY	295	209	184	111	209	90	12	9	8	25
MISDEMEANOR	34	12	19	25	2	6	15	4	16	-7
VIOLATION	4	3	3	4	0	1	3	0	0	0
PROBATION REVOCATION	62	73	80	18	37	15	0	3	17	-7
POST CONVICTION REMEDY	20	13	7	26	0	11	7	8	31	6
TOTALS FOR PERIOD	418	314	295	187	250	126	37	24	13	19

JEFFERSON COUNTY	DIVISION 4									
CAPITAL	0	0	0	0	0	0	0	0	0	0
FELONY	1	0	1	0	0	0	0	0	0	-1
MISDEMEANOR	0	0	0	0	0	0	0	0	0	0
VIOLATION	0	0	0	0	0	0	0	0	0	0
PROBATION REVOCATION	0	0	0	0	0	0	0	0	0	0
POST CONVICTION REMEDY	0	0	0	0	0	0	0	0	0	0
TOTALS FOR PERIOD	1	0	1	0	0	0	0	0	0	-1

JEFFERSON COUNTY	DIVISION 5									
CAPITAL	5	12	6	9	2	9	0	0	0	6
FELONY	1448	1314	1120	557	1085	498	43	16	3	194
MISDEMEANOR	196	106	134	158	10	68	41	49	31	-28
VIOLATION	33	19	28	24	0	10	6	8	33	-9
PROBATION REVOCATION	381	293	248	80	346	66	6	8	10	45
POST CONVICTION REMEDY	20	13	7	26	0	11	7	8	31	6
TOTALS FOR PERIOD	2083	1757	1543	854	1443	662	103	89	10	214

LINCOLN COUNTY	DIVISION 1									
CAPITAL	0	0	0	0	0	0	0	0	0	0
FELONY	79	25	57	11	36	9	1	1	9	-32
MISDEMEANOR	6	21	16	11	0	7	3	1	9	5
VIOLATION	2	2	1	3	0	2	1	0	0	1
PROBATION REVOCATION	18	13	11	7	13	7	0	0	0	2
POST CONVICTION REMEDY	0	0	0	0	0	0	0	0	0	0
TOTALS FOR PERIOD	105	61	85	32	49	25	5	2	6	-24

CRIMINAL CIRCUITS FROM 07/01/93 THROUGH 06/30/94

CIRCUIT AND COUNTY	CASES PENDING START	CASES FILED	CASES TERMINATED	CASES ACTIVE	CASES PENDING AT END WARRANT OUTSTANDING	AGE OF ALL CASES PENDING LESS 1 YR.	1-2 YRS.	OVER 2 YRS.	% OVER 2 YRS.	CHANGE IN CASES PENDING

LINCOLN COUNTY	DIVISION 2									
CAPITAL	0	0	0	0	0	0	0	0	0	0
FELONY	25	10	23	2	10	2	0	0	0	-13
MISDEMEANOR	6	24	11	19	0	17	2	0	0	13
VIOLATION	1	1	1	1	0	1	0	0	0	0
PROBATION REVOCATION	10	3	4	1	8	1	0	0	0	-1
POST CONVICTION REMEDY	0	0	0	0	0	0	0	0	0	0
TOTALS FOR PERIOD	42	38	39	23	18	21	2	0	0	-1

LINCOLN COUNTY	DIVISION 3									
CAPITAL	1	0	1	0	0	0	0	0	0	-1
FELONY	18	10	12	3	13	2	0	1	33	-2
MISDEMEANOR	13	12	18	7	0	6	0	1	14	-6
VIOLATION	3	2	1	4	0	1	1	2	50	1
PROBATION REVOCATION	0	4	3	1	0	1	0	0	0	1
POST CONVICTION REMEDY	2	1	2	1	0	1	0	0	0	-1
TOTALS FOR PERIOD	37	29	37	16	13	11	1	4	25	-8

LINCOLN COUNTY	DIVISION 4									
CAPITAL	0	0	0	0	0	0	0	0	0	0
FELONY	3	0	1	2	0	0	2	0	0	-1
MISDEMEANOR	0	0	0	0	0	0	0	0	0	0
VIOLATION	0	0	0	0	0	0	0	0	0	0
PROBATION REVOCATION	0	0	0	0	0	0	0	0	0	0
POST CONVICTION REMEDY	0	0	0	0	0	0	0	0	0	0
TOTALS FOR PERIOD	3	0	1	2	0	0	2	0	0	-1

LINCOLN COUNTY										
CAPITAL	1	0	1	0	0	0	0	0	0	-1
FELONY	125	45	93	18	59	13	3	2	11	-48
MISDEMEANOR	25	57	45	37	0	30	5	2	5	12
VIOLATION	6	5	3	8	0	4	2	2	25	2
PROBATION REVOCATION	28	20	18	9	21	9	0	0	0	2
POST CONVICTION REMEDY	2	1	2	1	0	1	0	0	0	-1
TOTALS FOR PERIOD	187	128	162	73	80	57	10	6	8	-34

ELEVENTH CIRCUIT WEST										
CAPITAL	6	12	7	9	2	9	0	0	0	5
FELONY	1573	1359	1213	575	1144	511	46	18	3	146
MISDEMEANOR	221	163	179	195	10	98	46	51	26	-16
VIOLATION	39	24	31	32	0	14	8	10	31	-7
PROBATION REVOCATION	409	313	266	89	367	75	6	8	9	47
POST CONVICTION REMEDY	22	14	9	27	0	12	7	8	30	5
TOTALS FOR PERIOD	2270	1885	1705	927	1523	719	113	95	10	180

CRIMINAL CIRCUITS FROM 07/01/93 THROUGH 06/30/94

CIRCUIT AND COUNTY	CASES PENDING START	CASES FILED	CASES TERMINATED	CASES ACTIVE	CASES PENDING AT END WARRANT OUTSTANDING	AGE OF ALL CASES PENDING LESS 1 YR.	1-2 YRS.	OVER 2 YRS.	% OVER 2 YRS.	CHANGE IN CASES PENDING

TWELFTH CIRCUIT										

CRAWFORD COUNTY	DIVISION 1									
CAPITAL	0	0	0	0	0	0	0	0	0	0
FELONY	155	290	270	117	58	98	4	15	13	20
MISDEMEANOR	30	57	56	31	0	23	3	5	16	1
VIOLATION	4	12	11	5	0	4	0	1	20	1
PROBATION REVOCATION	142	85	91	49	87	29	6	14	29	-6
POST CONVICTION REMEDY	0	0	0	0	0	0	0	0	0	0
TOTALS FOR PERIOD	331	444	428	202	145	154	13	35	17	16

CRAWFORD COUNTY	DIVISION 2									
CAPITAL	0	0	0	0	0	0	0	0	0	0
FELONY	73	223	209	72	15	66	6	0	0	14
MISDEMEANOR	17	34	32	19	0	19	0	0	0	2
VIOLATION	6	8	7	7	0	7	0	0	0	1
PROBATION REVOCATION	20	58	49	21	8	15	6	0	0	9
POST CONVICTION REMEDY	0	0	0	0	0	0	0	0	0	0
TOTALS FOR PERIOD	116	323	297	119	23	107	12	0	0	26

CRAWFORD COUNTY	DIVISION 3									
CAPITAL	1	0	1	0	0	0	0	0	0	-1
FELONY	84	194	186	78	14	69	6	3	4	8
MISDEMEANOR	11	34	28	17	0	17	0	0	0	6
VIOLATION	1	7	6	2	0	2	0	0	0	1
PROBATION REVOCATION	29	65	57	35	2	26	7	2	6	8
POST CONVICTION REMEDY	0	1	1	0	0	0	0	0	0	0
TOTALS FOR PERIOD	126	301	279	132	16	114	13	5	4	22

CRAWFORD COUNTY	DIVISION 4									
CAPITAL	0	0	0	0	0	0	0	0	0	0
FELONY	0	1	1	0	0	0	0	0	0	0
MISDEMEANOR	0	0	0	0	0	0	0	0	0	0
VIOLATION	0	0	0	0	0	0	0	0	0	0
PROBATION REVOCATION	1	0	0	1	0	0	0	1	100	0
POST CONVICTION REMEDY	0	0	0	0	0	0	0	0	0	0
TOTALS FOR PERIOD	1	1	1	1	0	0	0	1	100	0

CRAWFORD COUNTY	DIVISION 4									
CAPITAL	1	0	1	0	0	0	0	0	0	-1
FELONY	312	708	666	267	87	233	16	18	7	42
MISDEMEANOR	58	125	116	67	0	59	3	5	7	9
VIOLATION	11	27	24	14	0	13	0	1	7	3
PROBATION REVOCATION	192	208	197	106	97	70	19	17	16	11
POST CONVICTION REMEDY	0	1	1	0	0	0	0	0	0	0
TOTALS FOR PERIOD	574	1069	1005	454	184	375	38	41	9	64

CRIMINAL CIRCUITS FROM 07/01/93 THROUGH 06/30/94

CIRCUIT AND COUNTY	CASES PENDING START	CASES FILED	CASES TERMINATED	CASES PENDING AT END ACTIVE	CASES PENDING AT END WARRANT OUTSTANDING	AGE OF ALL CASES PENDING LESS 1 YR.	1-2 YRS.	OVER 2 YRS.	% OVER 2 YRS.	CHANGE IN CASES PENDING

SEBASTIAN COUNTY	DIVISION 1									
CAPITAL	0	0	0	0	0	0	0	0	0	0
FELONY		702	581	292	47	278	10	4	1	121
MISDEMEANOR	33	106	99	40	0	37	2	1	3	7
VIOLATION	1	4	5	0	0	0	0	0	0	-1
PROBATION REVOCATION	158	306	290	158	16	112	25	21	13	16
POST CONVICTION REMEDY	3	4	6	1	0	0	1	0	0	-2
TOTALS FOR PERIOD	413	1122	981	491	63	427	38	26	5	141

SEBASTIAN COUNTY	DIVISION 2									
CAPITAL	0	3	0	3	0	3	0	0	0	3
FELONY	215	632	560	263	24	236	15	12	5	72
MISDEMEANOR	31	91	104	17	1	17	0	0	0	-13
VIOLATION	5	3	7	1	0	1	0	0	0	-4
PROBATION REVOCATION	298	278	270	177	129	106	38	33	19	8
POST CONVICTION REMEDY	1	0	0	1	0	0	0	1	100	0
TOTALS FOR PERIOD	550	1007	941	462	154	363	53	46	10	66

SEBASTIAN COUNTY	DIVISION 3									
CAPITAL	0	0	0	0	0	0	0	0	0	0
FELONY	197	607	523	246	35	228	12	6	2	84
MISDEMEANOR	56	97	95	58	0	55	2	1	2	2
VIOLATION	7	3	8	2	0	0	2	0	0	-5
PROBATION REVOCATION	152	327	238	233	8	173	37	23	10	89
POST CONVICTION REMEDY	2	3	5	0	0	0	0	0	0	-2
TOTALS FOR PERIOD	414	1037	869	539	43	456	53	30	6	168

SEBASTIAN COUNTY	DIVISION 4									
CAPITAL	0	0	0	0	0	0	0	0	0	0
FELONY	0	0	0	0	0	0	0	0	0	0
MISDEMEANOR	0	0	0	0	0	0	0	0	0	0
VIOLATION	0	0	0	0	0	0	0	0	0	0
PROBATION REVOCATION	0	0	0	0	0	0	0	0	0	0
POST CONVICTION REMEDY	0	0	0	0	0	0	0	0	0	0
TOTALS FOR PERIOD	0	0	0	0	0	0	0	0	0	0

SEBASTIAN COUNTY	DIVISION 4									
CAPITAL	0	3	0	3	0	3	0	0	0	3
FELONY	630	1941	1664	801	106	742	37	22	3	277
MISDEMEANOR	120	294	298	115	1	109	4	2	2	-4
VIOLATION	13	10	20	3	0	1	2	0	0	-10
PROBATION REVOCATION	608	911	798	568	153	391	100	77	14	113
POST CONVICTION REMEDY	6	7	11	2	0	0	1	1	50	-4
TOTALS FOR PERIOD	1377	3166	2791	1492	260	1246	144	102	7	375

CRIMINAL CIRCUITS FROM 07/01/93 THROUGH 06/30/94

CIRCUIT AND COUNTY	CASES PENDING START	CASES FILED	CASES TERMINATED	CASES ACTIVE	CASES PENDING AT END WARRANT OUTSTANDING	AGE OF ALL CASES PENDING LESS 1 YR.	1-2 YRS.	OVER 2 YRS.	% OVER 2 YRS.	CHANGE IN CASES PENDING

TWELFTH CIRCUIT										
CAPITAL	1	3	1	3	0	3	0	0	0	2
FELONY	942	2649	2330	1068	193	975	53	40	4	319
MISDEMEANOR	178	419	414	182	1	168	7	7	4	5
VIOLATION	24	37	44	17	0	14	2	1	6	-7
PROBATION REVOCATION	800	1119	995	674	250	461	119	94	14	124
POST CONVICTION REMEDY	6	8	12	2	0	0	1	1	50	-4
TOTALS FOR PERIOD	1951	4235	3796	1946	444	1621	182	143	7	439

THIRTEENTH CIRCUIT										

CALHOUN COUNTY										
CAPITAL	2	6	1	7	0	6	1	0	0	5
FELONY	17	107	59	65	0	64	1	0	0	48
MISDEMEANOR	3	4	5	2	0	2	0	0	0	-1
VIOLATION	0	0	0	0	0	0	0	0	0	0
PROBATION REVOCATION	3	13	12	4	0	3	1	0	0	1
POST CONVICTION REMEDY	0	0	0	0	0	0	0	0	0	0
TOTALS FOR PERIOD	25	130	77	78	0	75	3	0	0	53

CLEVELAND COUNTY										
CAPITAL	0	0	0	0	0	0	0	0	0	0
FELONY	32	104	86	50	0	36	14	0	0	18
MISDEMEANOR	21	10	1	30	0	10	20	0	0	9
VIOLATION	0	0	0	0	0	0	0	0	0	0
PROBATION REVOCATION	0	1	0	1	0	1	0	0	0	1
POST CONVICTION REMEDY	0	0	0	0	0	0	0	0	0	0
TOTALS FOR PERIOD	53	115	87	81	0	47	34	0	0	28

COLUMBIA COUNTY										
CAPITAL	0	0	0	0	0	0	0	0	0	0
FELONY	182	269	379	69	3	55	13	1	1	-110
MISDEMEANOR	13	13	17	9	0	7	2	0	0	-4
VIOLATION	1	0	0	1	0	0	1	0	0	0
PROBATION REVOCATION	34	53	63	24	0	19	4	1	4	-10
POST CONVICTION REMEDY	0	0	0	0	0	0	0	0	0	0
TOTALS FOR PERIOD	230	335	459	103	3	81	20	2	2	-124

DALLAS COUNTY										
CAPITAL	2	2	2	2	0	2	0	0	0	0
FELONY	77	215	162	128	2	126	1	1	1	53
MISDEMEANOR	10	10	17	3	0	3	0	0	0	-7
VIOLATION	0	2	1	1	0	1	0	0	0	1
PROBATION REVOCATION	2	14	13	2	1	2	0	0	0	1
POST CONVICTION REMEDY	0	1	0	1	0	1	0	0	0	1
TOTALS FOR PERIOD	91	244	195	137	3	135	1	1	1	49

CRIMINAL CIRCUITS FROM 07/01/93 THROUGH 06/30/94

CIRCUIT AND COUNTY	CASES PENDING START	CASES FILED	CASES TERMINATED	CASES PENDING AT END ACTIVE	CASES PENDING AT END WARRANT OUTSTANDING	AGE OF ALL CASES PENDING LESS 1 YR.	AGE OF ALL CASES PENDING OVER 1-2 YRS.	AGE OF ALL CASES PENDING OVER 2 YRS.	% OVER 2 YRS.	CHANGE IN CASES PENDING

QUACHITA COUNTY										
CAPITAL	2	1	2	1	0	1	0	0	0	-1
FELONY	126	673	603	194	2	186	7	1	1	70
MISDEMEANOR	3	20	19	4	0	3	1	0	0	1
VIOLATION	0	0	0	0	0	0	0	0	0	0
PROBATION REVOCATION	14	54	55	13	0	12	1	0	0	-1
POST CONVICTION REMEDY	5	10	9	6	0	5	0	1	17	1
TOTALS FOR PERIOD	150	758	688	218	2	207	9	2	1	70

UNION COUNTY										
CAPITAL	7	3	4	6	0	3	3	0	0	-1
FELONY	573	692	838	419	8	346	69	4	1	-146
MISDEMEANOR	79	109	120	68	0	54	13	1	1	-11
VIOLATION	7	11	10	8	0	5	2	1	13	1
PROBATION REVOCATION	27	58	30	55	0	38	9	8	15	28
POST CONVICTION REMEDY	0	0	0	0	0	0	0	0	0	0
TOTALS FOR PERIOD	693	873	1002	556	8	446	96	14	3	-129

THIRTEENTH CIRCUIT										
CAPITAL	13	12	9	16	0	12	4	0	0	3
FELONY	1007	2060	2127	925	15	813	105	7	1	-67
MISDEMEANOR	129	166	179	116	0	79	36	1	1	-13
VIOLATION	8	13	11	10	0	6	3	1	10	2
PROBATION REVOCATION	80	193	173	99	1	75	15	9	9	20
POST CONVICTION REMEDY	5	11	9	7	0	6	0	1	14	2
TOTALS FOR PERIOD	1242	2455	2508	1173	16	991	163	19	2	-53

FOURTEENTH CIRCUIT										

BAXTER COUNTY										
CAPITAL	1	0	1	0	0	0	0	0	0	-1
FELONY	101	420	365	141	15	139	2	0	0	55
MISDEMEANOR	30	105	98	35	2	33	2	0	0	7
VIOLATION	0	11	8	3	0	3	0	0	0	3
PROBATION REVOCATION	8	46	43	8	3	6	2	0	0	3
POST CONVICTION REMEDY	3	1	3	0	1	0	0	0	0	-2
TOTALS FOR PERIOD	143	583	518	187	21	181	6	0	0	65

BOONE COUNTY										
CAPITAL	0	0	0	0	0	0	0	0	0	0
FELONY	183	501	503	139	42	132	6	1	1	-2
MISDEMEANOR	62	278	254	77	9	75	2	0	0	24
VIOLATION	9	35	31	11	2	11	0	0	0	4
PROBATION REVOCATION	14	50	46	14	4	13	1	0	0	4
POST CONVICTION REMEDY	1	0	0	1	0	0	0	1	100	0
TOTALS FOR PERIOD	269	864	834	242	57	231	9	2	1	30

CRIMINAL CIRCUITS FROM 07/01/93 THROUGH 06/30/94

CIRCUIT AND COUNTY	CASES PENDING START	CASES FILED	CASES TERMINATED	CASES PENDING AT END ACTIVE	CASES PENDING AT END WARRANT OUTSTANDING	AGE OF ALL CASES PENDING LESS 1 YR.	1-2 YRS.	OVER 2 YRS.	% OVER 2 YRS.	CHANGE IN CASES PENDING

MARION COUNTY										
CAPITAL	0	0	0	0	0	0	0	0	0	0
FELONY	42	145	136	39	12	36	0	3	8	9
MISDEMEANOR VIOLATION	13	24	27	9	1	9	0	0	0	-3
PROBATION REVOCATION	2	3	4	1	0	1	0	0	0	-1
POST CONVICTION REMEDY	15	9	15	1	8	0	1	0	0	-6
TOTALS FOR PERIOD	1	0	0	1	0	0	1	0	0	0
TOTALS FOR PERIOD	73	181	182	51	21	46	2	3	6	-1

NEWTON COUNTY										
CAPITAL	0	0	0	0	0	0	0	0	0	0
FELONY	34	127	56	79	26	75	3	1	1	71
MISDEMEANOR VIOLATION	11	15	19	5	2	3	1	1	20	-4
PROBATION REVOCATION	0	0	0	0	0	0	0	0	0	0
POST CONVICTION REMEDY	0	3	0	3	0	3	0	0	0	3
TOTALS FOR PERIOD	0	0	0	0	0	0	0	0	0	0
TOTALS FOR PERIOD	45	145	75	87	28	81	4	2	2	70

FOURTEENTH CIRCUIT										
CAPITAL	1	0	1	0	0	0	0	0	0	-1
FELONY	360	1193	1060	398	95	382	11	5	1	133
MISDEMEANOR VIOLATION	116	422	398	126	14	120	5	1	1	24
PROBATION REVOCATION	11	49	43	15	2	15	0	0	0	6
POST CONVICTION REMEDY	37	108	104	26	15	22	4	0	0	4
TOTALS FOR PERIOD	5	1	3	2	1	0	1	1	50	-2
TOTALS FOR PERIOD	530	1773	1609	567	127	539	21	7	1	164

FIFTEENTH CIRCUIT										

CONWAY COUNTY										
CAPITAL	0	0	0	0	0	0	0	0	0	0
FELONY	128	467	374	212	9	192	11	9	4	93
MISDEMEANOR VIOLATION	23	24	34	13	0	12	0	1	8	-10
PROBATION REVOCATION	1	1	2	0	0	0	0	0	0	-1
POST CONVICTION REMEDY	0	4	4	0	0	0	0	0	0	0
TOTALS FOR PERIOD	0	0	0	0	0	0	0	0	0	0
TOTALS FOR PERIOD	152	496	414	225	9	204	11	10	4	82

LOGAN COUNTY										
CAPITAL	0	0	0	0	0	0	0	0	0	0
FELONY	221	357	415	157	6	142	11	4	3	-58
MISDEMEANOR VIOLATION	29	65	74	20	0	18	1	1	5	-9
PROBATION REVOCATION	2	17	15	4	0	4	0	0	0	2
POST CONVICTION REMEDY	4	0	1	2	1	0	0	2	100	-1
TOTALS FOR PERIOD	0	0	0	0	0	0	0	0	0	0
TOTALS FOR PERIOD	256	439	505	183	7	164	12	7	4	-66

CRIMINAL CIRCUITS FROM 07/01/93 THROUGH 06/30/94

CIRCUIT AND COUNTY	CASES PENDING START	CASES FILED	CASES TERMINATED	CASES ACTIVE	CASES PENDING AT END WARRANT OUTSTANDING	AGE OF ALL CASES PENDING LESS 1 YR.	1-2 YRS.	OVER 2 YRS.	% OVER 2 YRS.	CHANGE IN CASES PENDING

SCOTT COUNTY										
CAPITAL	0	0	0	0	0	0	0	0	0	0
FELONY	73	77	87	41	22	26	11	4	10	-10
MISDEMEANOR VIOLATION	13	6	10	6	3	3	3	0	0	-4
PROBATION REVOCATION	1	0	1	0	0	0	0	0	0	-1
POST CONVICTION REMEDY	1	0	0	1	0	0	0	1	100	0
TOTALS FOR PERIOD	88	83	98	48	25	29	14	5	10	-15

YELL COUNTY										
CAPITAL	0	1	0	1	0	1	0	0	0	1
FELONY	137	183	196	84	40	61	12	11	13	-13
MISDEMEANOR VIOLATION	45	68	76	36	1	29	2	5	14	-8
PROBATION REVOCATION	11	9	13	7	0	6	0	1	14	-4
POST CONVICTION REMEDY	4	0	0	4	0	0	0	4	100	0
TOTALS FOR PERIOD	198	261	285	133	41	97	14	22	17	-24

FIFTEENTH CIRCUIT										
CAPITAL	0	1	0	1	0	1	0	0	0	1
FELONY	559	1084	1072	494	77	421	45	28	6	12
MISDEMEANOR VIOLATION	110	163	194	75	4	62	6	7	9	-31
PROBATION REVOCATION	15	27	31	11	0	10	0	1	9	-4
POST CONVICTION REMEDY	9	4	5	7	1	0	0	7	100	-1
TOTALS FOR PERIOD	694	1279	1302	589	82	494	51	44	7	-23

SIXTEENTH CIRCUIT										

CLEBURNE COUNTY										
CAPITAL	0	2	0	2	0	2	0	0	0	2
FELONY	203	235	197	110	131	93	14	3	3	38
MISDEMEANOR VIOLATION	44	31	42	12	21	12	0	0	0	-11
PROBATION REVOCATION	3	2	4	1	0	1	0	0	0	-2
POST CONVICTION REMEDY	29	18	16	7	24	5	1	1	14	2
TOTALS FOR PERIOD	279	291	262	132	176	113	15	4	3	29

FULTON COUNTY										
CAPITAL	0	0	0	0	0	0	0	0	0	0
FELONY	104	69	106	36	31	35	1	0	0	-37
MISDEMEANOR VIOLATION	8	7	10	3	2	3	0	0	0	-3
PROBATION REVOCATION	0	2	1	1	0	1	0	0	0	1
POST CONVICTION REMEDY	5	4	5	0	4	0	0	0	0	-1
TOTALS FOR PERIOD	117	82	122	40	37	39	1	0	0	-40

CRIMINAL CIRCUITS FROM 07/01/93 THROUGH 06/30/94

CIRCUIT AND COUNTY	CASES PENDING START	CASES FILED	CASES TERMINATED	CASES ACTIVE	CASES PENDING AT END WARRANT OUTSTANDING	AGE OF ALL CASES PENDING LESS 1 YR.	1-2 YRS.	OVER 2 YRS.	% OVER 2 YRS.	CHANGE IN CASES PENDING

INDEPENDENCE COUNTY										
CAPITAL	0	2	0	2	0	2	0	0	0	2
FELONY	555	376	407	165	359	141	18	6	4	-31
MISDEMEANOR	38	27	45	16	4	9	7	0	0	-18
VIOLATION	4	1	4	1	0	0	1	0	0	-3
PROBATION REVOCATION	40	40	31	6	43	5	1	0	0	9
POST CONVICTION REMEDY	0	0	0	0	0	0	0	0	0	0
TOTALS FOR PERIOD	637	446	487	190	406	157	27	6	3	-41

IZARD COUNTY										
CAPITAL	0	0	0	0	0	0	0	0	0	0
FELONY	90	91	79	32	70	27	5	0	0	12
MISDEMEANOR	31	29	47	8	5	6	2	0	0	-18
VIOLATION	4	1	4	0	1	0	0	0	0	-3
PROBATION REVOCATION	3	0	3	0	0	0	0	0	0	-3
POST CONVICTION REMEDY	0	0	0	0	0	0	0	0	0	0
TOTALS FOR PERIOD	128	121	133	40	76	33	7	0	0	-12

STONE COUNTY										
CAPITAL	0	0	0	0	0	0	0	0	0	0
FELONY	147	102	119	67	63	58	4	5	7	-17
MISDEMEANOR	84	11	86	8	1	7	1	0	0	-75
VIOLATION	1	1	1	1	0	1	0	0	0	0
PROBATION REVOCATION	9	4	4	0	9	0	0	0	0	0
POST CONVICTION REMEDY	0	0	0	0	0	0	0	0	0	0
TOTALS FOR PERIOD	241	118	210	76	73	66	5	5	7	-92

SIXTEENTH CIRCUIT										
CAPITAL	0	4	0	4	0	4	0	0	0	4
FELONY	1099	873	908	410	654	354	42	14	3	-35
MISDEMEANOR	205	105	230	47	33	37	10	0	0	-125
VIOLATION	12	7	14	4	1	3	1	0	0	-7
PROBATION REVOCATION	86	66	59	13	80	10	2	1	8	7
POST CONVICTION REMEDY	0	3	3	0	0	0	0	0	0	0
TOTALS FOR PERIOD	1402	1058	1214	478	768	408	55	15	3	-156

SEVENTEENTH CIRCUIT EAST										

PRAIRIE COUNTY DIVISION 1										
CAPITAL	0	0	0	0	0	0	0	0	0	0
FELONY	58	101	115	35	9	33	0	2	6	-14
MISDEMEANOR	13	29	35	7	0	7	0	0	0	-6
VIOLATION	1	2	3	0	0	0	0	0	0	-1
PROBATION REVOCATION	2	6	7	1	0	1	0	0	0	-1
POST CONVICTION REMEDY	0	1	1	0	0	0	0	0	0	0
TOTALS FOR PERIOD	74	139	161	43	9	41	0	2	5	-22

CRIMINAL CIRCUITS FROM 07/01/93 THROUGH 06/30/94

CIRCUIT AND COUNTY	CASES PENDING START	CASES FILED	CASES TERMINATED	CASES PENDING AT END ACTIVE	CASES PENDING AT END WARRANT OUTSTANDING	AGE OF ALL CASES PENDING LESS 1 YR.	1-2 YRS.	OVER 2 YRS.	% OVER 2 YRS.	CHANGE IN CASES PENDING

PRAIRIE COUNTY	DIVISION 2									
CAPITAL	0	0	0	0	0	0	0	0	0	0
FELONY	0	0	0	0	0	0	0	0	0	0
MISDEMEANOR	0	0	0	0	0	0	0	0	0	0
VIOLATION	0	0	0	0	0	0	0	0	0	0
PROBATION REVOCATION	0	0	0	0	0	0	0	0	0	0
POST CONVICTION REMEDY	0	0	0	0	0	0	0	0	0	0
TOTALS FOR PERIOD	0	0	0	0	0	0	0	0	0	0

PRAIRIE COUNTY	DIVISION 2									
CAPITAL	0	0	0	0	0	0	0	0	0	0
FELONY	58	101	115	35	9	33	0	2	6	-14
MISDEMEANOR	13	29	35	7	0	7	0	0	0	-6
VIOLATION	1	2	3	0	0	0	0	0	0	-1
PROBATION REVOCATION	2	6	7	1	0	1	0	0	0	-1
POST CONVICTION REMEDY	0	1	1	0	0	0	0	0	0	0
TOTALS FOR PERIOD	74	139	161	43	9	41	0	2	5	-22

WHITE COUNTY	DIVISION 1									
CAPITAL	0	0	0	0	0	0	0	0	0	0
FELONY	3	0	3	0	0	0	0	0	0	-3
MISDEMEANOR	27	115	106	35	1	35	0	0	0	9
VIOLATION	10	24	27	7	0	7	0	0	0	-3
PROBATION REVOCATION	1	0	1	0	0	0	0	0	0	-1
POST CONVICTION REMEDY	1	1	2	0	0	0	0	0	0	-1
TOTALS FOR PERIOD	42	140	139	42	1	42	0	0	0	1

WHITE COUNTY	DIVISION 2									
CAPITAL	0	0	0	0	0	0	0	0	0	0
FELONY	257	647	675	196	33	194	1	1	1	-28
MISDEMEANOR	35	74	89	17	3	17	0	0	0	-15
VIOLATION	4	3	7	0	0	0	0	0	0	-4
PROBATION REVOCATION	68	102	99	25	46	20	4	1	4	3
POST CONVICTION REMEDY	0	2	2	0	0	0	0	0	0	0
TOTALS FOR PERIOD	364	828	872	238	82	231	5	2	1	-44

WHITE COUNTY	DIVISION 2									
CAPITAL	0	0	0	0	0	0	0	0	0	0
FELONY	260	647	678	196	33	194	1	1	1	-31
MISDEMEANOR	62	189	195	52	4	52	0	0	0	-6
VIOLATION	14	27	34	7	0	7	0	0	0	-7
PROBATION REVOCATION	69	102	100	25	46	20	4	1	4	2
POST CONVICTION REMEDY	1	3	4	0	0	0	0	0	0	-1
TOTALS FOR PERIOD	406	968	1011	280	83	273	5	2	1	-43

CRIMINAL CIRCUITS FROM 07/01/93 THROUGH 06/30/94

CIRCUIT AND COUNTY	CASES PENDING START	CASES FILED	CASES TERMI-NATED	CASES PENDING AT END ACTIVE	WARRANT OUTSTANDING	AGE OF ALL CASES PENDING LESS 1 YR.	1-2 YRS.	OVER 2 YRS.	% OVER 2 YRS.	CHANGE IN CASES PENDING

SEVENTEENTH CIRCUIT EAST										
CAPITAL	0	0	0	0	0	0	0	0	0	0
FELONY	318	748	793	231	42	227	1	3	1	-45
MISDEMEANOR	75	218	230	59	4	59	0	0	0	-12
VIOLATION	15	29	37	7	0	7	0	0	0	-8
PROBATION REVOCATION	71	108	107	26	46	21	4	1	4	1
POST CONVICTION REMEDY	1	4	5	0	0	0	0	0	0	-1
TOTALS FOR PERIOD	480	1107	1172	323	92	314	5	4	1	-65

SEVENTEENTH CIRCUIT WEST										

LONOKE COUNTY										
CAPITAL	0	0	0	0	0	0	0	0	0	0
FELONY	235	246	281	143	57	120	6	17	12	-35
MISDEMEANOR	38	52	33	54	3	37	8	9	17	19
VIOLATION	3	11	8	6	0	4	2	0	0	3
PROBATION REVOCATION	24	52	44	29	3	12	5	12	41	8
POST CONVICTION REMEDY	0	0	0	0	0	0	0	0	0	0
TOTALS FOR PERIOD	300	361	366	232	63	173	21	38	16	-5

SEVENTEENTH CIRCUIT WEST										
CAPITAL	0	0	0	0	0	0	0	0	0	0
FELONY	235	246	281	143	57	120	6	17	12	-35
MISDEMEANOR	38	52	33	54	3	37	8	9	17	19
VIOLATION	3	11	8	6	0	4	2	0	0	3
PROBATION REVOCATION	24	52	44	29	3	12	5	12	41	8
POST CONVICTION REMEDY	0	0	0	0	0	0	0	0	0	0
TOTALS FOR PERIOD	300	361	366	232	63	173	21	38	16	-5

EIGHTEENTH CIRCUIT EAST										

GARLAND COUNTY DIVISION 1										
CAPITAL	4	3	3	2	2	2	0	0	0	0
FELONY	346	546	556	216	120	205	8	3	1	-10
MISDEMEANOR	14	27	27	12	2	10	2	0	0	0
VIOLATION	2	7	6	3	0	2	1	0	0	1
PROBATION REVOCATION	77	101	100	41	37	34	3	4	10	1
POST CONVICTION REMEDY	0	1	1	0	0	0	0	0	0	0
TOTALS FOR PERIOD	443	685	693	274	161	253	14	7	3	-8

P

CRIMINAL CIRCUITS FROM 07/01/93 THROUGH 06/30/94

CIRCUIT AND COUNTY	CASES PENDING START	CASES FILED	CASES TERMINATED	CASES ACTIVE	CASES PENDING AT END WARRANT OUTSTANDING	AGE OF ALL CASES PENDING LESS 1 YR.	1-2 YRS.	OVER 2 YRS.	% OVER 2 YRS.	CHANGE IN CASES PENDING

GARLAND COUNTY	DIVISION 2									
CAPITAL	1	1	2	0	0	0	0	0	0	-1
FELONY	219	278	328	122	47	116	3	3	2	-50
MISDEMEANOR	5	8	9	4	0	4	0	0	0	-1
VIOLATION	1	3	4	0	0	0	0	0	0	-1
PROBATION REVOCATION	30	30	42	8	10	8	0	0	0	-12
POST CONVICTION REMEDY	1	0	1	0	0	0	0	0	0	-1
TOTALS FOR PERIOD	257	320	386	134	57	128	3	3	2	-66

GARLAND COUNTY	DIVISION 3									
CAPITAL	0	0	0	0	0	0	0	0	0	0
FELONY	0	0	0	0	0	0	0	0	0	0
MISDEMEANOR	0	0	0	0	0	0	0	0	0	0
VIOLATION	0	0	0	0	0	0	0	0	0	0
PROBATION REVOCATION	0	0	0	0	0	0	0	0	0	0
POST CONVICTION REMEDY	0	0	0	0	0	0	0	0	0	0
TOTALS FOR PERIOD	0	0	0	0	0	0	0	0	0	0

GARLAND COUNTY										
CAPITAL	5	4	5	2	2	2	0	0	0	-1
FELONY	565	824	884	338	167	321	11	6	2	-60
MISDEMEANOR	19	35	36	16	2	14	2	0	0	-1
VIOLATION	3	10	10	3	0	2	1	0	0	0
PROBATION REVOCATION	107	131	142	49	47	42	3	4	8	-11
POST CONVICTION REMEDY	1	1	2	0	0	0	0	0	0	-1
TOTALS FOR PERIOD	700	1005	1079	408	218	381	17	10	2	-74

EIGHTEENTH CIRCUIT EAST										
CAPITAL	5	4	5	2	2	2	0	0	0	-1
FELONY	565	824	884	338	167	321	11	6	2	-60
MISDEMEANOR	19	35	36	16	2	14	2	0	0	-1
VIOLATION	3	10	10	3	0	2	1	0	0	0
PROBATION REVOCATION	107	131	142	49	47	42	3	4	8	-11
POST CONVICTION REMEDY	1	1	2	0	0	0	0	0	0	-1
TOTALS FOR PERIOD	700	1005	1079	408	218	381	17	10	2	-74

EIGHTEENTH CIRCUIT WEST										

MONTGOMERY COUNTY										
CAPITAL	1	0	1	0	0	0	0	0	0	-1
FELONY	94	166	128	104	28	94	6	4	4	38
MISDEMEANOR	10	47	20	37	0	35	1	1	3	27
VIOLATION	0	1	0	1	0	1	0	0	0	1
PROBATION REVOCATION	4	8	4	5	3	4	1	0	0	4
POST CONVICTION REMEDY	0	2	2	0	0	0	0	0	0	0
TOTALS FOR PERIOD	109	224	155	147	31	134	8	5	3	69

CRIMINAL CIRCUITS FROM 07/01/93 THROUGH 06/30/94

CIRCUIT AND COUNTY	CASES PENDING START	CASES FILED	CASES TERMINATED	CASES ACTIVE	CASES PENDING AT END WARRANT OUTSTANDING	AGE OF ALL CASES PENDING LESS 1 YR.	1-2 YRS.	OVER 2 YRS.	% OVER 2 YRS.	CHANGE IN CASES PENDING

POLK COUNTY										
CAPITAL	0	0	0	0	0	0	0	0	0	0
FELONY	99	288	173	178	36	170	7	1	1	115
MISDEMEANOR	16	65	23	55	3	54	1	0	0	42
VIOLATION	0	1	0	1	0	1	0	0	0	1
PROBATION REVOCATION	27	26	18	23	12	19	4	0	0	8
POST CONVICTION REMEDY	0	0	0	0	0	0	0	0	0	0
TOTALS FOR PERIOD	142	380	214	257	51	244	12	1	0	166

EIGHTEENTH CIRCUIT WEST										
CAPITAL	1	0	1	0	0	0	0	0	0	-1
FELONY	193	454	301	282	64	264	13	5	2	153
MISDEMEANOR	26	112	43	92	3	89	2	1	1	69
VIOLATION	0	2	0	2	0	2	0	0	0	2
PROBATION REVOCATION	31	34	22	28	15	23	5	0	0	12
POST CONVICTION REMEDY	0	2	2	0	0	0	0	0	0	0
TOTALS FOR PERIOD	251	604	369	404	82	378	20	6	1	235

NINETEENTH CIRCUIT										

BENTON COUNTY DIVISION 1										
CAPITAL	9	3	7	5	0	2	3	0	0	-4
FELONY	592	944	892	566	78	392	36	138	24	52
MISDEMEANOR	86	54	71	62	7	18	14	30	48	-17
VIOLATION	6	0	0	6	0	0	2	4	67	0
PROBATION REVOCATION	276	267	240	141	162	31	19	91	65	27
POST CONVICTION REMEDY	4	10	3	11	0	6	5	0	0	7
TOTALS FOR PERIOD	973	1278	1213	791	247	449	79	263	33	65

BENTON COUNTY DIVISION 2										
CAPITAL	0	0	0	0	0	0	0	0	0	0
FELONY	0	464	118	324	22	324	0	0	0	346
MISDEMEANOR	0	31	10	19	2	19	0	0	0	21
VIOLATION	0	0	0	0	0	0	0	0	0	0
PROBATION REVOCATION	0	1	1	0	0	0	0	0	0	0
POST CONVICTION REMEDY	0	0	0	0	0	0	0	0	0	0
TOTALS FOR PERIOD	0	496	129	343	24	343	0	0	0	367

BENTON COUNTY DIVISION 3										
CAPITAL	0	0	0	0	0	0	0	0	0	0
FELONY	15	31	20	26	0	16	3	7	27	11
MISDEMEANOR	113	215	119	209	0	160	29	20	10	96
VIOLATION	13	32	14	31	0	27	1	3	10	18
PROBATION REVOCATION	0	0	0	0	0	0	0	0	0	0
POST CONVICTION REMEDY	0	0	0	0	0	0	0	0	0	0
TOTALS FOR PERIOD	141	278	153	266	0	203	33	30	11	125

CRIMINAL CIRCUITS FROM 07/01/93 THROUGH 06/30/94

CIRCUIT AND COUNTY	CASES PENDING START	CASES FILED	CASES TERMI-NATED	CASES PENDING AT END WARRANT ACTIVE	CASES PENDING AT END WARRANT OUTSTANDING	AGE OF ALL CASES PENDING LESS 1 YR.	1-2 YRS.	2 YRS.	X OVER 2 YRS.	CHANGE IN CASES PENDING

BENTON COUNTY										
CAPITAL	9	3	7	5	0	2	3	0	0	-4
FELONY	607	1439	1030	916	100	732	39	145	16	409
MISDEMEANOR	199	300	200	290	9	197	43	50	17	100
VIOLATION	19	32	14	37	0	27	3	7	19	18
PROBATION REVOCATION	276	268	241	141	162	31	19	91	65	27
POST CONVICTION REMEDY	4	10	3	11	0	6	5	0	0	7
TOTALS FOR PERIOD	1114	2052	1495	1400	271	995	112	293	21	557

CARROLL COUNTY	DIVISION 1									
CAPITAL	0	0	0	0	0	0	0	0	0	0
FELONY	1	89	13	52	25	52	0	0	0	7
MISDEMEANOR	0	4	1	3	0	3	0	0	0	3
VIOLATION	0	1	0	1	0	1	0	0	0	1
PROBATION REVOCATION	0	17	11	5	1	5	0	0	0	6
POST CONVICTION REMEDY	0	0	0	0	0	0	0	0	0	0
TOTALS FOR PERIOD	1	111	25	61	26	61	0	0	0	86

CARROLL COUNTY	DIVISION 2									
CAPITAL	0	0	0	0	0	0	0	0	0	0
FELONY	266	236	267	167	68	103	38	26	16	-31
MISDEMEANOR	26	29	26	24	5	17	3	4	17	3
VIOLATION	2	5	4	1	2	1	0	0	0	1
PROBATION REVOCATION	68	65	57	60	16	31	6	23	38	8
POST CONVICTION REMEDY	2	0	0	2	0	0	0	2	100	0
TOTALS FOR PERIOD	364	335	354	254	91	152	47	55	22	-19

CARROLL COUNTY	DIVISION 3									
CAPITAL	1	0	1	0	0	0	0	0	0	-1
FELONY	10	2	2	10	0	0	10	0	0	0
MISDEMEANOR	58	46	33	71	0	35	22	14	20	13
VIOLATION	23	4	10	17	0	2	6	9	53	-6
PROBATION REVOCATION	0	3	3	0	0	0	0	0	0	0
POST CONVICTION REMEDY	0	0	0	0	0	0	0	0	0	0
TOTALS FOR PERIOD	92	55	49	98	0	37	38	23	23	6

CARROLL COUNTY	DIVISION 4									
CAPITAL	1	0	1	0	0	0	0	0	0	-1
FELONY	277	327	282	229	93	155	48	26	11	45
MISDEMEANOR	84	79	60	98	5	55	25	18	18	19
VIOLATION	25	10	14	19	2	4	6	9	47	-4
PROBATION REVOCATION	68	85	71	65	17	36	6	23	35	14
POST CONVICTION REMEDY	2	0	0	2	0	0	0	2	100	0
TOTALS FOR PERIOD	457	501	428	413	117	250	85	78	19	73

E

CRIMINAL CIRCUITS FROM 07/01/93 THROUGH 06/30/94

CIRCUIT AND COUNTY	CASES PENDING START	CASES FILED	CASES TERMINATED	CASES PENDING AT END ACTIVE	CASES PENDING AT END WARRANT OUTSTANDING	AGE OF ALL CASES PENDING LESS 1 YR.	1-2 YRS.	OVER 2 YRS.	% OVER 2 YRS.	CHANGE IN CASES PENDING

NINETEENTH CIRCUIT										
CAPITAL	10	3	8	5	0	2	3	0	0	-5
FELONY	884	1766	1312	1145	193	887	87	171	15	454
MISDEMEANOR	283	379	260	388	14	252	68	68	18	119
VIOLATION	44	42	28	56	2	31	9	16	29	14
PROBATION REVOCATION	344	353	312	206	179	67	25	114	55	41
POST CONVICTION REMEDY	6	10	3	13	0	6	5	2	15	7
TOTALS FOR PERIOD	1571	2553	1923	1813	388	1245	197	371	20	630

TWENTIETH CIRCUIT										

FAULKNER COUNTY	DIVISION 1									
CAPITAL	0	3	0	3	0	3	0	0	0	3
FELONY	321	411	319	241	172	208	29	4	2	92
MISDEMEANOR	72	73	81	59	5	52	5	2	3	-8
VIOLATION	4	11	6	9	0	9	0	0	0	5
PROBATION REVOCATION	48	80	69	26	33	22	4	0	0	11
POST CONVICTION REMEDY	4	11	13	2	0	2	0	0	0	-2
TOTALS FOR PERIOD	449	589	488	340	210	296	38	6	2	101

FAULKNER COUNTY	DIVISION 2									
CAPITAL	0	0	0	0	0	0	0	0	0	0
FELONY	132	373	194	221	90	210	11	0	0	179
MISDEMEANOR	23	64	39	44	4	41	3	0	0	25
VIOLATION	0	3	1	2	0	2	0	0	0	2
PROBATION REVOCATION	9	32	17	15	9	15	0	0	0	15
POST CONVICTION REMEDY	0	24	22	2	0	2	0	0	0	2
TOTALS FOR PERIOD	164	496	273	284	103	270	14	0	0	223

FAULKNER COUNTY	DIVISION 3									
CAPITAL	0	1	0	1	0	1	0	0	0	1
FELONY	162	410	170	270	132	243	27	0	0	240
MISDEMEANOR	47	131	37	131	10	114	17	0	0	94
VIOLATION	4	13	2	15	0	12	3	0	0	11
PROBATION REVOCATION	0	12	5	4	3	4	0	0	0	7
POST CONVICTION REMEDY	0	0	0	0	0	0	0	0	0	0
TOTALS FOR PERIOD	213	567	214	421	145	374	47	0	0	353

FAULKNER COUNTY	DIVISION 3									
CAPITAL	0	4	0	4	0	4	0	0	0	4
FELONY	615	1194	683	732	394	661	67	4	1	511
MISDEMEANOR	142	268	157	234	19	207	25	2	1	111
VIOLATION	8	27	9	26	0	23	3	0	0	18
PROBATION REVOCATION	57	124	91	45	45	41	4	0	0	33
POST CONVICTION REMEDY	4	35	35	4	0	4	0	0	0	0
TOTALS FOR PERIOD	826	1652	975	1045	458	940	99	6	1	677

CRIMINAL CIRCUITS FROM 07/01/93 THROUGH 06/30/94

CIRCUIT AND COUNTY	CASES PENDING START	CASES FILED	CASES TERMI-NATED	CASES PENDING AT END ACTIVE	CASES PENDING AT END WARRANT OUTSTANDING	AGE OF ALL CASES PENDING LESS 1 YR.	1-2 YRS.	OVER 2 YRS.	% OVER 2 YRS.	CHANGE IN CASES PENDING

SEARCY COUNTY	DIVISION 1									
CAPITAL	0	0	0	0	0	0	0	0	0	0
FELONY	95	32	37	78	12	26	48	4	5	-5
MISDEMEANOR	3	4	1	4	2	3	1	0	0	3
VIOLATION	0	1	0	1	0	1	0	0	0	1
PROBATION REVOCATION	1	1	0	0	2	0	0	0	0	1
POST CONVICTION REMEDY	0	0	0	0	0	0	0	0	0	0
TOTALS FOR PERIOD	99	38	38	83	16	30	49	4	5	0

SEARCY COUNTY	DIVISION 2									
CAPITAL	0	1	1	0	0	0	0	0	0	0
FELONY	37	9	22	21	3	8	13	0	0	-13
MISDEMEANOR	4	0	2	1	1	0	1	0	0	-2
VIOLATION	0	0	0	0	0	0	0	0	0	0
PROBATION REVOCATION	2	7	2	7	0	7	0	0	0	5
POST CONVICTION REMEDY	0	0	0	0	0	0	0	0	0	0
TOTALS FOR PERIOD	43	17	27	29	4	15	14	0	0	-10

SEARCY COUNTY	DIVISION 3									
CAPITAL	0	0	0	0	0	0	0	0	0	0
FELONY	0	0	0	0	0	0	0	0	0	0
MISDEMEANOR	0	0	0	0	0	0	0	0	0	0
VIOLATION	0	0	0	0	0	0	0	0	0	0
PROBATION REVOCATION	0	0	0	0	0	0	0	0	0	0
POST CONVICTION REMEDY	0	0	0	0	0	0	0	0	0	0
TOTALS FOR PERIOD	0	0	0	0	0	0	0	0	0	0

SEARCY COUNTY	DIVISION 4									
CAPITAL	0	1	1	0	0	0	0	0	0	0
FELONY	132	41	59	99	15	34	61	4	4	-18
MISDEMEANOR	7	4	3	5	3	3	2	0	0	1
VIOLATION	0	1	0	1	0	1	0	0	0	1
PROBATION REVOCATION	3	8	2	7	2	7	0	0	0	6
POST CONVICTION REMEDY	0	0	0	0	0	0	0	0	0	0
TOTALS FOR PERIOD	142	55	65	112	20	45	63	4	4	-10

VAN BUREN COUNTY	DIVISION 1									
CAPITAL	0	0	0	0	0	0	0	0	0	0
FELONY	97	112	94	70	45	59	6	5	7	18
MISDEMEANOR	29	6	19	6	10	1	3	2	33	-13
VIOLATION	1	0	1	0	0	0	0	0	0	-1
PROBATION REVOCATION	12	11	8	2	13	2	0	0	0	3
POST CONVICTION REMEDY	2	0	0	2	0	0	2	0	0	0
TOTALS FOR PERIOD	141	129	122	80	68	62	11	7	9	7

CRIMINAL CIRCUITS FROM 07/01/93 THROUGH 06/30/94

CIRCUIT AND COUNTY	CASES PENDING START	CASES FILED	CASES TERMI-NATED	CASES PENDING AT END ACTIVE	AGE OF ALL CASES PENDING WARRANT OUTSTANDING	LESS 1 YR.	1-2 YRS.	OVER 2 YRS.	% OVER 2 YRS.	CHANGE IN CASES PENDING

VAN BUREN COUNTY	DIVISION 2									
CAPITAL	0	0	0	0	0	0	0	0	0	0
FELONY	58	148	140	36	30	36	0	0	0	8
MISDEMEANOR	3	34	30	7	0	7	0	0	0	4
VIOLATION	0	2	1	1	0	1	0	0	0	1
PROBATION REVOCATION	5	4	6	0	3	0	0	0	0	-2
POST CONVICTION REMEDY	0	0	0	0	0	0	0	0	0	0
TOTALS FOR PERIOD	66	188	177	44	33	44	0	0	0	11

VAN BUREN COUNTY	DIVISION 3									
CAPITAL	0	0	0	0	0	0	0	0	0	0
FELONY	0	0	0	0	0	0	0	0	0	0
MISDEMEANOR	0	0	0	0	0	0	0	0	0	0
VIOLATION	0	0	0	0	0	0	0	0	0	0
PROBATION REVOCATION	0	0	0	0	0	0	0	0	0	0
POST CONVICTION REMEDY	0	0	0	0	0	0	0	0	0	0
TOTALS FOR PERIOD	0	0	0	0	0	0	0	0	0	0

VAN BUREN COUNTY										
CAPITAL	0	0	0	0	0	0	0	0	0	0
FELONY	155	260	234	106	75	95	6	5	5	26
MISDEMEANOR	32	40	49	13	10	8	3	2	15	-9
VIOLATION	1	2	2	1	0	1	0	0	0	0
PROBATION REVOCATION	17	15	14	2	16	2	0	0	0	1
POST CONVICTION REMEDY	2	0	0	2	0	0	2	0	0	0
TOTALS FOR PERIOD	207	317	299	124	101	106	11	7	6	18

TWENTIETH CIRCUIT										
CAPITAL	0	5	1	4	0	4	0	0	0	4
FELONY	902	1495	976	937	484	790	134	13	1	519
MISDEMEANOR	181	312	209	252	32	218	30	4	2	103
VIOLATION	9	30	11	28	0	25	3	0	0	19
PROBATION REVOCATION	77	147	107	54	63	50	4	0	0	40
POST CONVICTION REMEDY	6	35	35	6	0	4	2	0	0	0
TOTALS FOR PERIOD	1175	2024	1339	1281	579	1091	173	17	1	685

STATE TOTALS										
CAPITAL	157	153	141	159	10	118	37	4	3	12
FELONY	26086	35279	31550	20536	9279	15785	2605	2146	10	3729
MISDEMEANOR	5888	7593	7545	5379	557	3907	740	732	14	48
VIOLATION	693	1071	948	788	28	603	108	77	10	123
PROBATION REVOCATION	4376	4661	4096	2751	2190	1630	399	722	26	565
POST CONVICTION REMEDY	116	194	165	118	27	64	25	29	25	29
TOTALS FOR PERIOD	37316	48951	44445	29731	12091	22107	3914	3710	12	4506

CIVIL CIRCUITS FROM 07/01/93 THROUGH 06/30/94

CIRCUIT AND COUNTY	CASES PENDING START	CASES FILED	CASES TERMINATED	CASES PENDING AT END	AGE OF ALL CASES LESS 1 YR.	1-2 YRS.	OVER 2 YRS.	% OVER 2 YRS.	CHANGE IN CASES PENDING

FIRST CIRCUIT									

CROSS COUNTY									
DEBT OR CONTRACT	130	83	103	110	50	36	24	22	-20
DAMAGES	77	52	57	72	41	14	17	24	-5
REPLEVIN	7	3	3	2	1	1	0	0	-5
CONDEMNATION	1	0	0	1	0	0	1	100	0
INCORPORATION	1	3	4	0	0	0	0	0	-1
OTHER	11	3	2	12	3	8	1	8	1
TOTALS FOR PERIOD	227	144	174	197	95	59	43	22	-30

LEE COUNTY									
DEBT OR CONTRACT	52	83	65	70	50	9	11	16	18
DAMAGES	49	40	29	60	33	12	15	25	11
REPLEVIN	6	1	5	2	1	1	0	0	-4
CONDEMNATION	2	0	1	1	0	0	0	0	-1
INCORPORATION	0	0	0	0	0	0	0	0	0
OTHER	10	13	8	15	3	6	1	7	5
TOTALS FOR PERIOD	119	137	108	148	92	29	27	18	29

MONROE COUNTY									
DEBT OR CONTRACT	82	75	82	78	45	12	21	27	-4
DAMAGES	23	22	10	35	20	4	11	31	12
REPLEVIN	11	6	10	7	5	0	2	29	-4
CONDEMNATION	0	0	0	0	0	0	0	0	0
INCORPORATION	0	4	3	1	1	0	0	0	1
OTHER	9	4	3	10	3	4	3	30	1
TOTALS FOR PERIOD	125	114	108	131	74	20	37	28	6

PHILLIPS COUNTY									
DEBT OR CONTRACT	165	153	168	150	81	23	46	31	-15
DAMAGES	133	95	91	137	64	38	35	26	4
REPLEVIN	5	4	6	3	1	1	1	33	-2
CONDEMNATION	2	2	2	2	0	1	1	50	0
INCORPORATION	2	4	4	2	1	0	1	50	0
OTHER	13	28	15	26	20	2	4	15	13
TOTALS FOR PERIOD	320	286	286	320	167	65	88	28	0

ST. FRANCIS COUNTY									
DEBT OR CONTRACT	141	180	189	138	88	23	27	20	-3
DAMAGES	96	79	63	112	64	22	26	23	16
REPLEVIN	21	7	16	12	1	6	5	42	-9
CONDEMNATION	15	19	12	22	17	3	2	9	7
INCORPORATION	0	5	5	0	0	0	0	0	0
OTHER	60	87	91	56	31	18	7	13	-4
TOTALS FOR PERIOD	333	383	376	340	201	72	67	20	7

CIVIL CIRCUITS FROM 07/01/93 THROUGH 06/30/94

CIRCUIT AND COUNTY	CASES PENDING START	CASES FILED	CASES TERMI-NATED	CASES PENDING AT END	AGE OF ALL CASES PENDING LESS 1 YR.	1-2 YRS.	OVER 2 YRS.	% OVER 2 YRS.	CHANGE IN CASES PENDING

WOODRUFF COUNTY									
DEBT OR CONTRACT	45	78	77	46	31	9	6	13	1
DAMAGES	21	10	16	15	9	3	3	20	-6
REPLEVIN	2	2	2	2	2	0	0	0	0
CONDEMNATION	0	0	0	0	0	0	0	0	0
INCORPORATION	4	5	7	2	1	0	1	50	-2
OTHER	18	4	12	10	2	5	3	30	-8
TOTALS FOR PERIOD	90	99	114	75	45	17	13	17	-15

FIRST CIRCUIT									
DEBT OR CONTRACT	615	661	684	592	345	112	135	23	-23
DAMAGES	399	298	266	431	231	93	107	25	32
REPLEVIN	52	23	47	28	11	9	8	29	-24
CONDEMNATION	20	21	15	26	17	5	4	15	6
INCORPORATION	7	21	23	5	3	0	2	40	-2
OTHER	121	139	131	129	67	43	19	15	8
TOTALS FOR PERIOD	1214	1163	1166	1211	674	262	275	23	-3

SECOND CIRCUIT									

CLAY COUNTY									
DEBT OR CONTRACT	44	47	50	41	20	8	13	32	-3
DAMAGES	29	25	19	35	18	8	9	26	6
REPLEVIN	2	4	2	4	2	1	1	25	2
CONDEMNATION	0	0	0	0	0	0	0	0	0
INCORPORATION	0	0	0	0	0	0	0	0	0
OTHER	8	9	5	12	6	3	3	25	4
TOTALS FOR PERIOD	83	85	76	92	46	20	26	28	9

CRAIGHEAD COUNTY									
DEBT OR CONTRACT	274	269	268	275	149	70	56	20	1
DAMAGES	215	168	140	243	135	52	56	23	28
REPLEVIN	21	25	24	22	13	6	3	14	1
CONDEMNATION	16	8	6	18	7	3	8	44	2
INCORPORATION	0	9	8	1	1	0	0	0	1
OTHER	37	37	31	43	28	10	5	12	6
TOTALS FOR PERIOD	563	516	477	602	333	141	128	21	39

CRITTENDEN COUNTY									
DEBT OR CONTRACT	441	408	520	329	203	69	57	17	-112
DAMAGES	189	98	94	193	83	55	55	28	4
REPLEVIN	25	31	27	29	18	8	3	10	4
CONDEMNATION	5	3	4	4	2	2	0	0	-1
INCORPORATION	2	4	6	0	0	0	0	0	-2
OTHER	107	144	140	111	61	35	15	14	4
TOTALS FOR PERIOD	769	638	791	666	367	169	130	20	-103

CIVIL CIRCUITS FROM 07/01/93 THROUGH 06/30/94

CIRCUIT AND COUNTY	CASES PENDING START	CASES FILED	CASES TERMINATED	CASES PENDING AT END	AGE OF ALL CASES PENDING LESS			% OVER 2 YRS.	CHANGE IN CASES PENDING
					1 YR.	1-2 YRS.	2 YRS.		

GREENE COUNTY									
DEBT OR CONTRACT	84	85	74	95	44	15	36	38	11
DAMAGES	87	56	45	92	44	16	38	39	11
REPLEVIN	6	2	0	3	2	3	3	38	2
CONDEMNATION	32	0	12	20	0	11	9	45	-12
INCORPORATION	0	4	4	0	0	0	0	0	0
OTHER	12	6	4	14	5	5	4	29	2
TOTALS FOR PERIOD	221	153	139	235	95	50	90	38	14

MISSISSIPPI COUNTY									
DEBT OR CONTRACT	205	338	329	214	109	48	57	27	9
DAMAGES	123	78	52	149	53	40	46	31	26
REPLEVIN	34	30	22	42	17	16	9	21	8
CONDEMNATION	9	13	12	10	4	1	5	50	1
INCORPORATION	0	8	8	0	0	0	0	0	0
OTHER	40	45	36	49	27	14	8	16	9
TOTALS FOR PERIOD	411	512	459	464	220	119	125	27	53

POINSETT COUNTY									
DEBT OR CONTRACT	131	95	105	121	51	40	30	25	-10
DAMAGES	86	45	51	80	36	26	18	23	-6
REPLEVIN	8	8	5	11	7	1	3	27	3
CONDEMNATION	1	0	0	1	0	0	1	100	0
INCORPORATION	0	3	3	0	0	0	0	0	0
OTHER	23	21	22	22	11	5	6	27	-1
TOTALS FOR PERIOD	249	172	136	235	105	72	58	25	-14

SECOND CIRCUIT									
DEBT OR CONTRACT	1179	1242	1346	1075	576	250	249	23	-104
DAMAGES	729	470	401	798	379	197	222	28	69
REPLEVIN	96	100	80	116	59	35	22	19	20
CONDEMNATION	63	24	34	53	13	17	23	43	-10
INCORPORATION	2	28	29	1	1	0	0	0	-1
OTHER	227	262	238	251	138	72	41	16	24
TOTALS FOR PERIOD	2296	2126	2128	2294	1166	571	557	24	-2

THIRD CIRCUIT									

JACKSON COUNTY									
DEBT OR CONTRACT	64	92	69	87	50	21	16	18	23
DAMAGES	58	37	37	58	28	12	18	31	0
REPLEVIN	14	6	7	13	2	5	6	46	-1
CONDEMNATION	9	1	4	6	1	3	2	33	-3
INCORPORATION	1	2	2	1	0	1	0	0	0
OTHER	23	7	8	22	4	8	10	45	-1
TOTALS FOR PERIOD	169	145	127	187	85	50	52	28	18

CIVIL CIRCUITS FROM 07/01/93 THROUGH 06/30/94

CIRCUIT AND COUNTY	CASES PENDING START	CASES FILED	CASES TERMINATED	CASES PENDING AT END	AGE OF ALL CASES LESS 1 YR.	1-2 YRS.	PENDING OVER 2 YRS.	% OVER 2 YRS.	CHANGE IN CASES PENDING

LAWRENCE COUNTY									
DEBT OR CONTRACT	67	54	45	76	31	13	32	42	9
DAMAGES	70	39	34	73	36	20	19	25	5
REPLEVIN	3	6	4	5	2	2	1	20	2
CONDEMNATION	6	6	2	10	5	0	5	50	4
INCORPORATION	0	1	1	0	0	0	0	0	0
OTHER	9	9	4	14	6	3	5	36	5
TOTALS FOR PERIOD	155	115	90	180	80	38	62	34	25

RANDOLPH COUNTY									
DEBT OR CONTRACT	49	50	52	47	22	9	16	34	-2
DAMAGES	33	37	19	51	29	11	11	22	18
REPLEVIN	4	12	4	12	11	0	1	8	8
CONDEMNATION	1	0	0	1	0	0	1	100	0
INCORPORATION	1	1	2	0	0	0	0	0	-1
OTHER	18	6	8	16	3	6	7	44	-2
TOTALS FOR PERIOD	106	106	85	127	65	26	36	28	21

SHARP COUNTY									
DEBT OR CONTRACT	52	61	42	71	35	17	19	27	19
DAMAGES	36	31	20	47	26	12	9	19	11
REPLEVIN	3	4	2	5	3	1	1	20	2
CONDEMNATION	22	0	4	18	0	5	13	72	-4
INCORPORATION	0	7	7	0	0	0	0	0	0
OTHER	2	9	8	3	3	0	0	0	1
TOTALS FOR PERIOD	115	112	83	144	67	35	42	29	29

THIRD CIRCUIT									
DEBT OR CONTRACT	232	257	208	281	138	60	83	30	49
DAMAGES	197	144	110	231	119	55	57	25	34
REPLEVIN	24	28	17	35	18	8	9	26	11
CONDEMNATION	38	7	10	35	6	8	21	60	-3
INCORPORATION	2	11	12	1	0	1	0	0	-1
OTHER	52	31	28	55	16	17	22	40	3
TOTALS FOR PERIOD	545	478	385	638	297	149	192	30	93

FOURTH CIRCUIT									

MADISON COUNTY									
DEBT OR CONTRACT	19	81	70	30	26	4	0	0	11
DAMAGES	11	5	10	6	5	0	1	17	-5
REPLEVIN	0	2	1	1	1	0	0	0	1
CONDEMNATION	1	0	1	0	0	0	0	0	-1
INCORPORATION	0	4	3	1	1	0	0	0	1
OTHER	1	1	2	0	0	0	0	0	-1
TOTALS FOR PERIOD	32	93	87	38	33	4	1	3	6

CIVIL CIRCUITS FROM 07/01/93 THROUGH 06/30/94

CIRCUIT AND COUNTY	CASES PENDING START	CASES FILED	CASES TERMINATED	CASES PENDING AT END	AGE OF ALL CASES PENDING LESS 1 YR.	1-2 YRS.	OVER 2 YRS.	% OVER 2 YRS.	CHANGE IN CASES PENDING

WASHINGTON COUNTY									
DEBT OR CONTRACT	293	538	566	265	224	27	14	5	-28
DAMAGES	273	350	310	313	252	48	13	4	40
REPLEVIN	40	178	153	60	53	1	1	2	20
CONDEMNATION	12	4	11	5	3	2	0	0	-7
INCORPORATION	1	17	17	1	1	0	0	0	0
OTHER	57	110	104	63	51	12	0	0	6
TOTALS FOR PERIOD	676	1197	1166	707	589	90	28	4	31

FOURTH CIRCUIT									
DEBT OR CONTRACT	312	619	636	295	250	31	14	5	-17
DAMAGES	284	355	320	319	257	48	14	4	35
REPLEVIN	40	180	159	61	59	1	1	2	21
CONDEMNATION	13	4	12	5	3	2	0	0	-8
INCORPORATION	1	21	20	2	2	0	0	0	1
OTHER	58	111	106	63	51	12	0	0	5
TOTALS FOR PERIOD	708	1290	1253	745	622	94	29	4	37

FIFTH CIRCUIT									

FRANKLIN COUNTY									
DEBT OR CONTRACT	39	68	69	38	26	7	5	13	-1
DAMAGES	32	22	23	31	18	9	4	13	-1
REPLEVIN	2	4	5	1	0	1	0	0	-1
CONDEMNATION	4	1	1	4	1	2	1	25	0
INCORPORATION	0	1	1	0	0	0	0	0	0
OTHER	1	5	0	6	5	1	0	0	5
TOTALS FOR PERIOD	78	101	99	80	50	20	10	13	2

JOHNSON COUNTY									
DEBT OR CONTRACT	39	47	78	8	4	2	2	25	-31
DAMAGES	28	28	23	28	18	4	6	21	0
REPLEVIN	3	2	4	1	0	0	1	100	-2
CONDEMNATION	3	2	4	1	1	0	0	0	-2
INCORPORATION	1	5	6	0	0	0	0	0	-1
OTHER	7	11	9	9	8	0	1	11	2
TOTALS FOR PERIOD	81	95	129	47	31	6	10	21	-34

POPE COUNTY									
DEBT OR CONTRACT	145	189	215	119	68	31	20	17	-26
DAMAGES	103	114	69	148	90	45	13	9	45
REPLEVIN	4	6	6	4	3	1	0	0	0
CONDEMNATION	16	8	10	14	5	7	2	14	-2
INCORPORATION	0	1	1	0	0	0	0	0	0
OTHER	16	39	26	29	24	2	3	10	13
TOTALS FOR PERIOD	284	357	327	314	190	86	38	12	30

CIVIL CIRCUITS FROM 07/01/93 THROUGH 06/30/94

CIRCUIT AND COUNTY	CASES PENDING START	CASES FILED	CASES TERMINATED	CASES PENDING AT END	AGE OF ALL CASES LESS 1 YR.	AGE OF ALL CASES 1-2 YRS.	AGE OF ALL CASES OVER 2 YRS.	% OVER 2 YRS.	CHANGE IN CASES PENDING

FIFTH CIRCUIT									
DEBT OR CONTRACT	223	304	362	165	98	40	27	16	-58
DAMAGES	163	164	120	207	126	58	23	11	44
REPLEVIN	9	12	15	6	3	2	1	17	-3
CONDEMNATION	23	11	15	19	7	9	3	16	-4
INCORPORATION	1	7	3	0	0	0	0	0	-1
OTHER	24	55	35	44	37	3	4	9	20
TOTALS FOR PERIOD	443	553	555	441	271	112	58	13	-2

SIXTH CIRCUIT									

PERRY COUNTY									
DEBT OR CONTRACT	108	51	28	131	32	21	78	60	23
DAMAGES	31	14	8	37	10	4	23	62	6
REPLEVIN	11	4	1	14	3	0	11	79	3
CONDEMNATION	0	1	1	0	0	0	0	0	0
INCORPORATION	4	3	0	7	3	1	3	43	3
OTHER	12	4	1	15	4	3	8	53	3
TOTALS FOR PERIOD	166	77	39	204	52	29	123	60	38

PULASKI COUNTY DIVISION 1									
DEBT OR CONTRACT	38	91	66	63	51	12	0	0	25
DAMAGES	30	89	44	75	57	18	0	0	45
REPLEVIN	8	28	20	16	13	3	0	0	8
CONDEMNATION	0	2	0	2	2	0	0	0	2
INCORPORATION	3	10	9	4	1	3	0	0	1
OTHER	14	38	23	29	23	6	0	0	15
TOTALS FOR PERIOD	93	258	162	189	147	42	0	0	96

PULASKI COUNTY DIVISION 2									
DEBT OR CONTRACT	214	238	260	192	116	43	33	17	-22
DAMAGES	211	178	201	188	116	45	27	14	-23
REPLEVIN	64	76	88	52	37	13	2	4	-12
CONDEMNATION	10	4	7	7	2	2	3	43	-3
INCORPORATION	9	12	10	11	2	3	6	55	2
OTHER	59	66	63	62	36	12	14	23	3
TOTALS FOR PERIOD	567	574	629	512	309	118	85	17	-55

PULASKI COUNTY DIVISION 3									
DEBT OR CONTRACT	235	497	519	213	198	9	6	3	-22
DAMAGES	312	347	403	256	216	29	11	4	-56
REPLEVIN	49	109	122	36	32	4	0	0	-13
CONDEMNATION	8	3	8	3	2	0	1	33	-5
INCORPORATION	2	24	26	0	0	0	0	0	-2
OTHER	62	125	130	57	48	6	3	5	-5
TOTALS FOR PERIOD	668	1105	1208	565	496	48	21	4	-103

CIVIL CIRCUITS FROM 07/01/93 THROUGH 06/30/94

CIRCUIT AND COUNTY	CASES PENDING START	CASES FILED	CASES TERMINATED	CASES PENDING AT END	AGE OF ALL CASES LESS 1 YR.	PENDING 1-2 YRS.	PENDING OVER 2 YRS.	% OVER 2 YRS.	CHANGE IN CASES PENDING

PULASKI COUNTY	DIVISION 4								
DEBT OR CONTRACT	0	0	0	0	0	0	0	0	0
DAMAGES	0	0	0	0	0	0	0	0	0
REPLEVIN	0	0	0	0	0	0	0	0	0
CONDEMNATION	0	0	0	0	0	0	0	0	0
INCORPORATION	0	0	0	0	0	0	0	0	0
OTHER	0	0	0	0	0	0	0	0	0
TOTALS FOR PERIOD	0	0	0	0	0	0	0	0	0

PULASKI COUNTY	DIVISION 5								
DEBT OR CONTRACT	176	346	236	236	189	34	13	6	60
DAMAGES	150	221	183	183	146	26	11	6	33
REPLEVIN	28	97	67	58	44	9	5	9	30
CONDEMNATION	2	2	3	1	1	0	0	0	-1
INCORPORATION	3	19	22	0	0	0	0	0	-3
OTHER	55	76	68	63	42	13	8	13	8
TOTALS FOR PERIOD	414	761	634	541	422	82	37	7	127

PULASKI COUNTY	DIVISION 6								
DEBT OR CONTRACT	203	338	318	223	173	23	27	12	20
DAMAGES	215	254	235	234	176	42	16	7	19
REPLEVIN	36	80	74	42	36	3	3	7	6
CONDEMNATION	5	4	5	4	3	1	0	0	-1
INCORPORATION	1	26	25	2	2	0	0	0	1
OTHER	54	36	91	49	40	6	3	6	-5
TOTALS FOR PERIOD	514	788	748	554	430	75	49	9	40

PULASKI COUNTY	DIVISION 7								
DEBT OR CONTRACT	171	269	263	177	129	22	26	15	6
DAMAGES	180	161	216	125	86	20	19	15	-55
REPLEVIN	45	58	67	36	23	8	5	14	-9
CONDEMNATION	4	5	1	8	4	1	3	38	4
INCORPORATION	0	12	10	2	2	0	0	0	2
OTHER	121	70	89	102	21	15	66	65	-19
TOTALS FOR PERIOD	521	575	646	450	265	66	119	26	-71

PULASKI COUNTY	DIVISION 8								
DEBT OR CONTRACT	0	0	0	0	0	0	0	0	0
DAMAGES	0	0	0	0	0	0	0	0	0
REPLEVIN	0	0	0	0	0	0	0	0	0
CONDEMNATION	0	0	0	0	0	0	0	0	0
INCORPORATION	0	0	0	0	0	0	0	0	0
OTHER	0	0	0	0	0	0	0	0	0
TOTALS FOR PERIOD	0	0	0	0	0	0	0	0	0

CIVIL CIRCUITS FROM 07/01/93 THROUGH 06/30/94

CIRCUIT AND COUNTY	CASES PENDING START	CASES FILED	CASES TERMINATED	CASES PENDING AT END	AGE LESS 1 YR.	AGE OF ALL CASES PENDING 1-2 YRS.	AGE OF ALL CASES PENDING OVER 2 YRS.	% OVER 2 YRS.	CHANGE IN CASES PENDING

PULASKI COUNTY	DIVISION 9								
DEBT OR CONTRACT	0	0	0	0	0	0	0	0	0
DAMAGES	0	0	0	0	0	0	0	0	0
REPLEVIN	0	0	0	0	0	0	0	0	0
CONDEMNATION	0	0	0	0	0	0	0	0	0
INCORPORATION	0	0	0	0	0	0	0	0	0
OTHER	0	0	0	0	0	0	0	0	0
TOTALS FOR PERIOD	0	0	0	0	0	0	0	0	0

PULASKI COUNTY	DIVISION 9								
DEBT OR CONTRACT	1037	1779	1712	1104	856	143	105	10	67
DAMAGES	1098	1250	1287	1061	797	180	84	3	-37
REPLEVIN	230	448	438	240	185	40	15	6	10
CONDEMNATION	29	20	24	25	14	4	7	28	-4
INCORPORATION	18	103	102	19	7	6	6	32	1
OTHER	365	461	464	362	210	58	94	26	-3
TOTALS FOR PERIOD	2777	4061	4027	2811	2069	431	311	11	34

SIXTH CIRCUIT	DIVISION 9								
DEBT OR CONTRACT	1145	1830	1740	1235	888	164	183	15	90
DAMAGES	1129	1264	1295	1098	807	184	107	10	-31
REPLEVIN	241	452	439	254	188	40	26	10	13
CONDEMNATION	29	21	25	25	14	4	7	28	-4
INCORPORATION	22	106	102	26	10	7	9	35	4
OTHER	377	465	465	377	214	61	102	27	0
TOTALS FOR PERIOD	2943	4138	4065	3015	2121	460	434	14	72

SEVENTH CIRCUIT	DIVISION 1								
DEBT OR CONTRACT	83	67	89	61	31	15	15	25	-22
DAMAGES	16	15	14	17	11	3	3	18	1
REPLEVIN	5	2	5	2	1	0	1	50	-3
CONDEMNATION	3	0	2	1	0	1	0	0	-2
INCORPORATION	2	2	4	0	0	0	0	0	-2
OTHER	4	2	4	2	1	0	1	50	-2
TOTALS FOR PERIOD	113	88	118	83	44	19	20	24	-30

GRANT COUNTY	DIVISION 2								
DEBT OR CONTRACT	28	46	40	34	22	7	5	15	6
DAMAGES	11	3	8	6	2	3	1	17	-5
REPLEVIN	0	0	0	0	0	0	0	0	0
CONDEMNATION	0	0	0	0	0	0	0	0	0
INCORPORATION	0	0	0	0	0	0	0	0	0
OTHER	0	0	0	0	0	0	0	0	0
TOTALS FOR PERIOD	39	49	48	40	24	10	6	15	1

CIVIL CIRCUITS FROM 07/01/93 THROUGH 06/30/94

CIRCUIT AND COUNTY	CASES PENDING START	CASES FILED	CASES TERMINATED	CASES PENDING AT END	AGE LESS 1 YR.	AGE OF ALL CASES PENDING 1-2 YRS.	AGE OF ALL CASES PENDING OVER 2 YRS.	% OVER 2 YRS.	CHANGE IN CASES PENDING

GRANT COUNTY	DIVISION 3								
DEBT OR CONTRACT	6	0	0	6	0	0	6	100	0
DAMAGES	2	0	1	1	0	0	1	100	-1
REPLEVIN	4	1	0	5	1	1	3	60	1
CONDEMNATION	0	0	0	0	0	0	0	0	0
INCORPORATION	0	0	0	0	0	0	0	0	0
OTHER	0	0	0	0	0	0	0	0	0
TOTALS FOR PERIOD	12	1	1	12	1	1	10	83	0

GRANT COUNTY	DIVISION 3								
DEBT OR CONTRACT	117	113	129	101	53	22	26	26	-16
DAMAGES	29	19	23	24	13	6	5	21	-5
REPLEVIN	9	3	5	7	2	1	4	57	-2
CONDEMNATION	3	0	2	1	0	1	0	0	-2
INCORPORATION	2	2	4	0	0	0	0	0	-2
OTHER	4	2	4	2	1	0	1	50	-2
TOTALS FOR PERIOD	164	138	167	135	69	30	36	27	-29

HOT SPRING COUNTY	DIVISION 1								
DEBT OR CONTRACT	157	195	231	121	88	22	11	9	-36
DAMAGES	31	19	27	23	13	6	4	17	-8
REPLEVIN	1	0	1	0	0	0	0	0	-1
CONDEMNATION	5	3	1	7	3	3	1	14	2
INCORPORATION	0	8	8	0	0	0	0	0	0
OTHER	9	5	10	4	2	2	0	0	-5
TOTALS FOR PERIOD	203	230	278	155	106	33	16	10	-48

HOT SPRING COUNTY	DIVISION 2								
DEBT OR CONTRACT	67	107	82	92	63	14	15	16	25
DAMAGES	24	17	14	27	12	8	7	26	3
REPLEVIN	0	0	0	0	0	0	0	0	0
CONDEMNATION	0	0	0	0	0	0	0	0	0
INCORPORATION	0	6	6	0	0	0	0	0	0
OTHER	2	1	2	1	0	1	0	0	-1
TOTALS FOR PERIOD	93	131	104	120	75	23	22	18	27

HOT SPRING COUNTY	DIVISION 3								
DEBT OR CONTRACT	0	1	0	1	0	0	1	100	1
DAMAGES	1	0	0	1	0	0	1	100	0
REPLEVIN	0	0	0	0	0	0	0	0	0
CONDEMNATION	0	0	0	0	0	0	0	0	0
INCORPORATION	0	2	2	0	0	0	0	0	0
OTHER	0	0	0	0	0	0	0	0	0
TOTALS FOR PERIOD	1	3	2	2	0	0	2	100	1

CIVIL CIRCUITS FROM 07/01/93 THROUGH 06/30/94

CIRCUIT AND COUNTY	CASES PENDING START	CASES FILED	CASES TERMINATED	CASES PENDING AT END	AGE LESS 1 YR.	AGE OF ALL CASES PENDING 1-2 YRS.	AGE OF ALL CASES PENDING OVER 2 YRS.	% OVER 2 YRS.	CHANGE IN CASES PENDING

HOT SPRING COUNTY									
DEBT OR CONTRACT	224	303	313	214	151	36	27	13	-10
DAMAGES	56	36	41	51	25	14	12	24	-5
REPLEVIN	1	0	1	0	0	0	0	0	-1
CONDEMNATION	5	3	1	7	3	3	1	14	2
INCORPORATION	0	16	16	0	0	0	0	0	0
OTHER	11	6	12	5	2	3	0	0	-6
TOTALS FOR PERIOD	297	364	384	277	181	56	40	14	-20

SALINE COUNTY DIVISION 1									
DEBT OR CONTRACT	289	235	373	201	123	37	41	20	-88
DAMAGES	183	82	137	139	65	40	34	24	-49
REPLEVIN	25	12	20	17	6	1	10	59	-8
CONDEMNATION	3	0	0	8	0	0	8	100	0
INCORPORATION	4	12	14	2	0	0	2	100	-2
OTHER	52	68	69	51	41	4	6	12	-1
TOTALS FOR PERIOD	566	465	613	418	235	82	101	24	-148

SALINE COUNTY DIVISION 2									
DEBT OR CONTRACT	116	176	171	121	68	30	23	19	5
DAMAGES	68	61	39	90	49	19	22	24	22
REPLEVIN	9	11	7	13	5	4	4	31	4
CONDEMNATION	5	1	3	3	0	0	3	100	-2
INCORPORATION	1	6	6	1	0	0	1	100	0
OTHER	19	44	26	37	23	10	4	11	18
TOTALS FOR PERIOD	218	299	252	265	145	63	57	22	47

SALINE COUNTY DIVISION 3									
DEBT OR CONTRACT	0	0	0	0	0	0	0	0	0
DAMAGES	0	0	0	0	0	0	0	0	0
REPLEVIN	0	0	0	0	0	0	0	0	0
CONDEMNATION	3	0	0	3	0	3	0	0	0
INCORPORATION	0	0	0	0	0	0	0	0	0
OTHER	0	1	1	0	0	0	0	0	0
TOTALS FOR PERIOD	3	1	1	3	0	3	0	0	0

SALINE COUNTY									
DEBT OR CONTRACT	405	461	544	322	191	67	64	20	-83
DAMAGES	256	149	176	229	114	59	56	24	-27
REPLEVIN	34	23	27	30	11	5	14	47	-4
CONDEMNATION	16	1	3	14	0	3	11	79	-2
INCORPORATION	5	18	20	3	0	0	3	100	-2
OTHER	71	113	96	88	64	14	10	11	17
TOTALS FOR PERIOD	787	765	866	686	380	148	158	23	-101

CIVIL CIRCUITS FROM 07/01/93 THROUGH 06/30/94

CIRCUIT AND COUNTY	CASES PENDING START	CASES FILED	CASES TERMINATED	CASES PENDING AT END	AGE OF ALL CASES PENDING LESS 1 YR.	1-2 YRS.	OVER 2 YRS.	% OVER 2 YRS.	CHANGE IN CASES PENDING

SEVENTH CIRCUIT									
DEBT OR CONTRACT	746	877	986	637	395	125	117	18	-109
DAMAGES	341	203	240	304	152	79	73	24	-37
REPLEVIN	44	26	33	37	13	6	18	49	-7
CONDEMNATION	24	4	5	22	3	7	12	55	-2
INCORPORATION	7	36	40	3	0	0	3	100	-4
OTHER	86	121	112	95	67	17	11	12	9
TOTALS FOR PERIOD	1248	1267	1417	1098	630	234	234	21	-150

EIGHTH CIRCUIT									

HEMPSTEAD COUNTY DIVISION 1									
DEBT OR CONTRACT	56	31	56	21	15	1	5	24	-35
DAMAGES	27	3	17	13	3	1	9	69	-14
REPLEVIN	13	4	11	6	3	3	0	0	-7
CONDEMNATION	13	0	11	2	0	0	2	100	-11
INCORPORATION	2	1	3	0	0	0	0	0	-2
OTHER	12	5	10	7	3	3	1	14	-5
TOTALS FOR PERIOD	123	44	118	49	24	8	17	35	-74

HEMPSTEAD COUNTY DIVISION 2									
DEBT OR CONTRACT	28	22	31	19	5	3	11	58	-9
DAMAGES	21	10	13	18	7	5	6	33	-3
REPLEVIN	9	2	7	4	1	0	3	75	-5
CONDEMNATION	10	0	3	7	0	0	7	100	-3
INCORPORATION	1	1	1	1	0	0	1	100	0
OTHER	4	1	4	1	1	0	0	0	-3
TOTALS FOR PERIOD	73	36	59	50	14	8	28	56	-23

HEMPSTEAD COUNTY DIVISION 3									
DEBT OR CONTRACT	21	16	15	22	9	3	10	45	1
DAMAGES	20	10	10	20	8	3	9	45	0
REPLEVIN	2	6	2	6	5	1	0	0	4
CONDEMNATION	7	1	3	5	0	0	5	100	-2
INCORPORATION	5	1	6	0	0	0	0	0	-5
OTHER	0	6	0	6	5	1	0	0	6
TOTALS FOR PERIOD	55	40	36	59	27	8	24	41	4

HEMPSTEAD COUNTY DIVISION 4									
DEBT OR CONTRACT	14	14	13	15	8	2	5	33	1
DAMAGES	4	8	4	8	5	1	2	25	4
REPLEVIN	8	6	3	11	6	5	0	0	3
CONDEMNATION	3	0	1	2	0	0	2	100	-1
INCORPORATION	0	1	1	0	0	0	0	0	0
OTHER	4	2	1	5	2	0	3	60	1
TOTALS FOR PERIOD	33	31	23	41	21	8	12	29	8

CIVIL CIRCUITS FROM 07/01/93 THROUGH 06/30/94

CIRCUIT AND COUNTY	CASES PENDING START	CASES FILED	CASES TERMINATED	CASES PENDING AT END	AGE OF ALL CASES LESS 1 YR.	1-2 YRS.	AGE OF ALL CASES PENDING OVER 2 YRS.	% OVER 2 YRS.	CHANGE IN CASES PENDING

HEMPSTEAD COUNTY									
DEBT OR CONTRACT	119	83	125	77	37	9	31	40	-42
DAMAGES	72	31	44	59	23	10	26	44	-13
REPLEVIN	32	18	23	27	15	9	3	11	-5
CONDEMNATION	33	1	13	16	0	0	16	100	-17
INCORPORATION	8	4	11	1	0	0	1	100	-7
OTHER	20	14	15	19	11	4	4	21	-1
TOTALS FOR PERIOD	284	151	236	199	86	32	81	41	-85

LAFAYETTE COUNTY	DIVISION 1								
DEBT OR CONTRACT	15	12	14	13	3	3	2	15	-2
DAMAGES	10	8	3	15	7	4	4	27	5
REPLEVIN	0	0	0	0	0	0	0	0	0
CONDEMNATION	0	0	0	0	0	0	0	0	0
INCORPORATION	0	1	1	0	0	0	0	0	0
OTHER	1	0	1	0	0	0	0	0	-1
TOTALS FOR PERIOD	26	21	19	28	15	7	6	21	2

LAFAYETTE COUNTY	DIVISION 2								
DEBT OR CONTRACT	7	10	9	8	4	2	2	25	1
DAMAGES	7	4	5	6	4	2	0	0	-1
REPLEVIN	0	2	2	0	0	0	0	0	0
CONDEMNATION	0	0	0	0	0	0	0	0	0
INCORPORATION	0	1	1	0	0	0	0	0	0
OTHER	0	1	1	0	0	0	0	0	0
TOTALS FOR PERIOD	14	18	18	14	8	4	2	14	0

LAFAYETTE COUNTY	DIVISION 3								
DEBT OR CONTRACT	11	13	17	7	7	0	0	0	-4
DAMAGES	4	7	5	6	3	1	2	33	2
REPLEVIN	1	2	2	1	1	0	0	0	0
CONDEMNATION	0	0	0	0	0	0	0	0	0
INCORPORATION	0	0	0	0	0	0	0	0	0
OTHER	0	0	0	0	0	0	0	0	0
TOTALS FOR PERIOD	16	22	24	14	11	1	2	14	-2

LAFAYETTE COUNTY	DIVISION 4								
DEBT OR CONTRACT	6	10	9	7	5	2	0	0	1
DAMAGES	0	0	0	0	0	0	0	0	0
REPLEVIN	0	2	2	0	0	0	0	0	0
CONDEMNATION	0	0	0	0	0	0	0	0	0
INCORPORATION	0	0	0	0	0	0	0	0	0
OTHER	0	0	0	0	0	0	0	0	0
TOTALS FOR PERIOD	6	12	11	7	5	2	0	0	1

CIVIL CIRCUITS FROM 07/01/93 THROUGH 06/30/94

CIRCUIT AND COUNTY	CASES PENDING START	CASES FILED	CASES TERMINATED	CASES PENDING AT END	AGE OF ALL CASES PENDING LESS 1 YR.	1-2 YRS.	OVER 2 YRS.	% OVER 2 YRS.	CHANGE IN CASES PENDING

LAFAYETTE COUNTY									
DEBT OR CONTRACT	39	45	49	35	24	7	4	11	-4
DAMAGES	21	19	13	27	14	7	6	22	6
REPLEVIN	1	6	6	1	1	0	0	0	0
CONDEMNATION	0	0	0	0	0	0	0	0	0
INCORPORATION	0	2	2	0	0	0	0	0	0
OTHER	1	1	2	0	0	0	0	0	-1
TOTALS FOR PERIOD	62	73	72	63	39	14	10	16	1

MILLER COUNTY	DIVISION 1								
DEBT OR CONTRACT	62	45	43	64	23	10	31	48	2
DAMAGES	49	25	20	54	18	9	27	50	5
REPLEVIN	5	2	0	7	2	2	3	43	2
CONDEMNATION	2	0	1	1	0	0	1	100	-1
INCORPORATION	0	4	4	0	0	0	0	0	0
OTHER	9	0	0	9	0	1	8	89	0
TOTALS FOR PERIOD	127	76	68	135	43	22	70	52	8

MILLER COUNTY	DIVISION 2								
DEBT OR CONTRACT	34	54	43	45	23	0	8	18	11
DAMAGES	44	21	29	36	16	8	12	33	-8
REPLEVIN	3	0	1	2	0	1	1	50	-1
CONDEMNATION	2	0	1	1	0	1	0	0	-1
INCORPORATION	2	2	2	2	1	0	1	50	0
OTHER	5	1	5	1	0	0	1	100	-4
TOTALS FOR PERIOD	90	78	81	87	45	19	23	26	-3

MILLER COUNTY	DIVISION 3								
DEBT OR CONTRACT	23	52	31	44	31	9	4	9	21
DAMAGES	42	29	20	51	24	17	10	20	9
REPLEVIN	5	2	2	5	2	2	1	20	0
CONDEMNATION	5	0	0	5	0	1	4	80	0
INCORPORATION	0	8	7	1	1	0	0	0	1
OTHER	6	5	5	6	2	3	1	17	0
TOTALS FOR PERIOD	81	96	65	112	60	32	20	18	31

MILLER COUNTY	DIVISION 4								
DEBT OR CONTRACT	19	28	16	31	20	4	7	23	12
DAMAGES	18	16	10	24	13	7	4	17	6
REPLEVIN	4	2	2	4	1	1	2	50	0
CONDEMNATION	2	0	2	0	0	0	0	0	-2
INCORPORATION	0	2	1	1	1	0	0	0	1
OTHER	3	0	0	3	0	1	2	67	0
TOTALS FOR PERIOD	46	48	31	63	35	13	15	24	17

CIVIL CIRCUITS FROM 07/01/93 THROUGH 06/30/94

CIRCUIT AND COUNTY	CASES PENDING START	CASES FILED	CASES TERMINATED	CASES PENDING AT END	AGE LESS 1 YR.	AGE OF ALL CASES PENDING 1-2 YRS.	AGE OF ALL CASES PENDING OVER 2 YRS.	% OVER 2 YRS.	CHANGE IN CASES PENDING

MILLER COUNTY									
DEBT OR CONTRACT	138	179	133	184	102	32	50	27	46
DAMAGES	153	91	79	165	71	41	53	32	12
REPLEVIN	17	5	5	18	5	6	7	39	1
CONDEMNATION	11	0	4	7	0	2	5	71	-4
INCORPORATION	2	16	14	4	3	0	1	25	2
OTHER	23	6	10	19	2	5	12	63	-4
TOTALS FOR PERIOD	344	298	245	397	183	86	128	32	53

NEVADA COUNTY	DIVISION 1								
DEBT OR CONTRACT	15	15	19	11	3	3	0	0	-4
DAMAGES	8	2	5	4	1	2	1	25	-4
REPLEVIN	1	6	5	2	2	0	0	0	1
CONDEMNATION	0	0	0	0	0	0	0	0	0
INCORPORATION	0	3	3	0	0	0	0	0	0
OTHER	2	2	2	2	2	0	0	0	0
TOTALS FOR PERIOD	26	28	35	19	13	5	1	5	-7

NEVADA COUNTY	DIVISION 2								
DEBT OR CONTRACT	3	9	9	8	5	0	3	38	0
DAMAGES	6	3	3	6	3	1	2	33	0
REPLEVIN	1	0	1	0	0	0	0	0	-1
CONDEMNATION	0	0	0	0	0	0	0	0	0
INCORPORATION	0	0	0	0	0	0	0	0	0
OTHER	0	0	0	0	0	0	0	0	0
TOTALS FOR PERIOD	15	12	13	14	8	1	5	36	-1

NEVADA COUNTY	DIVISION 3								
DEBT OR CONTRACT	13	20	27	6	4	0	2	33	-7
DAMAGES	11	3	5	9	3	2	4	44	-2
REPLEVIN	2	0	2	0	0	0	0	0	-2
CONDEMNATION	0	0	0	0	0	0	0	0	0
INCORPORATION	0	2	2	0	0	0	0	0	0
OTHER	0	1	0	1	1	0	0	0	1
TOTALS FOR PERIOD	26	26	36	16	8	2	6	38	-10

NEVADA COUNTY	DIVISION 4								
DEBT OR CONTRACT	12	11	14	9	6	1	2	22	-3
DAMAGES	7	1	3	5	1	1	3	60	-2
REPLEVIN	2	2	3	1	0	1	0	0	-1
CONDEMNATION	1	0	0	1	0	0	1	100	0
INCORPORATION	1	1	2	0	0	0	0	0	-1
OTHER	0	0	0	0	0	0	0	0	0
TOTALS FOR PERIOD	23	15	22	16	7	3	6	38	-7

CIVIL CIRCUITS FROM 07/01/93 THROUGH 06/30/94

CIRCUIT AND COUNTY	CASES PENDING START	CASES FILED	CASES TERMINATED	CASES PENDING AT END	AGE LESS 1 YR.	AGE OF ALL CASES PENDING 1-2 YRS.	AGE OF ALL CASES PENDING OVER 2 YRS.	% OVER 2 YRS.	CHANGE IN CASES PENDING

NEVADA COUNTY									
DEBT OR CONTRACT	43	55	69	34	23	4	7	21	-14
DAMAGES	32	9	17	24	3	6	10	42	-8
REPLEVIN	6	3	11	3	2	1	0	0	-3
CONDEMNATION	1	0	0	1	0	0	1	100	0
INCORPORATION	1	6	7	0	0	0	0	0	-1
OTHER	2	3	2	3	3	0	0	0	1
TOTALS FOR PERIOD	90	81	106	65	36	11	18	28	-25

EIGHTH CIRCUIT									
DEBT OR CONTRACT	344	362	376	330	180	52	92	23	-14
DAMAGES	273	150	153	275	116	64	95	35	-3
REPLEVIN	56	38	45	49	23	16	10	20	-7
CONDEMNATION	45	1	22	24	0	2	22	92	-21
INCORPORATION	11	28	34	5	3	0	2	40	-6
OTHER	46	24	29	41	16	9	16	39	-5
TOTALS FOR PERIOD	780	603	659	724	344	143	237	33	-56

NINTH CIRCUIT EAST									

CLARK COUNTY									
DEBT OR CONTRACT	82	123	124	81	61	11	9	11	-1
DAMAGES	40	33	34	39	24	6	9	23	-1
REPLEVIN	4	8	9	3	2	1	0	0	-1
CONDEMNATION	5	0	3	2	0	1	1	50	-3
INCORPORATION	0	7	7	0	0	0	0	0	0
OTHER	14	11	13	12	5	3	4	33	-2
TOTALS FOR PERIOD	145	182	190	137	92	22	23	17	-8

PIKE COUNTY									
DEBT OR CONTRACT	27	53	63	17	15	1	1	6	-10
DAMAGES	17	8	12	13	5	5	3	23	-4
REPLEVIN	2	0	0	2	0	1	1	50	0
CONDEMNATION	1	1	1	1	0	1	0	0	0
INCORPORATION	0	4	4	0	0	0	0	0	0
OTHER	0	5	1	4	4	0	0	0	4
TOTALS FOR PERIOD	47	71	81	37	24	8	5	14	-10

NINTH CIRCUIT EAST									
DEBT OR CONTRACT	109	176	187	98	76	12	10	10	-11
DAMAGES	57	41	46	52	29	11	12	23	-5
REPLEVIN	6	8	9	5	2	2	1	20	-1
CONDEMNATION	6	1	4	3	0	2	1	33	-3
INCORPORATION	0	11	11	0	0	0	0	0	0
OTHER	14	16	14	16	9	3	4	25	2
TOTALS FOR PERIOD	192	253	271	174	116	30	28	16	-18

CIVIL CIRCUITS FROM 07/01/93 THROUGH 06/30/94

CIRCUIT AND COUNTY	CASES PENDING START	CASES FILED	CASES TERMINATED	CASES PENDING AT END	AGE OF ALL CASES LESS 1 YR.	1-2 YRS.	PENDING OVER 2 YRS.	% OVER 2 YRS.	CHANGE IN CASES PENDING

NINTH CIRCUIT WEST									

HOWARD COUNTY									
DEBT OR CONTRACT	29	62	41	50	36	7	7	14	21
DAMAGES	13	19	3	29	1	7	6	21	11
REPLEVIN	3	4	5	2	0	1	1	50	-1
CONDEMNATION	1	0	1	0	0	0	0	0	-1
INCORPORATION	0	-	2	0	0	1	0	0	0
OTHER	3	0	2	1	0	1	0	0	-2
TOTALS FOR PERIOD	54	87	59	82	52	16	14	17	28

LITTLE RIVER COUNTY									
DEBT OR CONTRACT	47	57	56	48	18	15	15	31	1
DAMAGES	32	28	14	46	22	10	14	30	14
REPLEVIN	6	7	6	7	3	3	1	14	1
CONDEMNATION	0	0	0	0	0	0	0	0	0
INCORPORATION	0	6	5	0	0	0	0	0	0
OTHER	3	5	4	4	1	1	2	50	1
TOTALS FOR PERIOD	88	103	86	105	44	29	32	30	17

SEVIER COUNTY									
DEBT OR CONTRACT	17	27	30	14	11	0	3	21	-3
DAMAGES	23	13	19	17	8	2	7	41	-6
REPLEVIN	5	5	5	5	4	1	0	0	0
CONDEMNATION	1	0	0	1	0	1	0	0	0
INCORPORATION	0	4	4	0	0	0	0	0	0
OTHER	6	8	5	9	7	1	1	11	3
TOTALS FOR PERIOD	52	57	63	46	30	5	11	24	-6

NINTH CIRCUIT WEST									
DEBT OR CONTRACT	93	146	127	112	65	22	25	22	19
DAMAGES	73	60	41	92	46	19	27	29	19
REPLEVIN	14	16	16	14	7	5	2	14	0
CONDEMNATION	2	0	1	1	0	1	0	0	-1
INCORPORATION	0	12	12	0	0	0	0	0	0
OTHER	12	13	11	14	8	3	3	21	2
TOTALS FOR PERIOD	194	247	208	233	126	50	57	24	39

TENTH CIRCUIT									

ASHLEY COUNTY DIVISION 1									
DEBT OR CONTRACT	4	0	0	4	0	3	1	25	0
DAMAGES	2	0	1	1	0	0	1	100	-1
REPLEVIN	0	0	0	0	0	0	0	0	0
CONDEMNATION	0	0	0	0	0	0	0	0	0
INCORPORATION	0	0	0	0	0	0	0	0	0
OTHER	0	0	0	0	0	0	0	0	0
TOTALS FOR PERIOD	6	0	1	5	0	3	2	40	-1

CIVIL CIRCUITS FROM 07/01/93 THROUGH 06/30/94

CIRCUIT AND COUNTY	CASES PENDING START	CASES FILED	CASES TERMINATED	CASES PENDING AT END	AGE OF ALL CASES PENDING			% OVER 2 YRS.	CHANGE IN CASES PENDING
					LESS 1 YR.	1-2 YRS.	OVER 2 YRS.		

ASHLEY COUNTY	DIVISION 2								
DEBT OR CONTRACT	4	0	1	3	0	1	2	67	-1
DAMAGES	7	0	4	3	0	2	1	33	-4
REPLEVIN	0	0	0	0	0	0	0	0	0
CONDEMNATION	0	0	0	0	0	0	0	0	0
INCORPORATION	0	0	0	0	0	0	0	0	0
OTHER	0	0	0	0	0	0	0	0	0
TOTALS FOR PERIOD	11	0	5	6	0	3	3	50	-5

ASHLEY COUNTY	DIVISION 3								
DEBT OR CONTRACT	0	0	0	0	0	0	0	0	0
DAMAGES	0	0	0	0	0	0	0	0	0
REPLEVIN	0	0	0	0	0	0	0	0	0
CONDEMNATION	0	0	0	0	0	0	0	0	0
INCORPORATION	0	0	0	0	0	0	0	0	0
OTHER	0	0	0	0	0	0	0	0	0
TOTALS FOR PERIOD	0	0	0	0	0	0	0	0	0

ASHLEY COUNTY	DIVISION 4								
DEBT OR CONTRACT	155	115	106	164	62	29	73	45	9
DAMAGES	66	50	42	74	34	17	23	31	8
REPLEVIN	5	4	6	3	1	1	1	33	-2
CONDEMNATION	3	1	2	2	1	0	1	50	-1
INCORPORATION	6	14	19	1	0	0	1	100	-5
OTHER	9	11	5	15	7	5	3	20	6
TOTALS FOR PERIOD	244	195	180	259	105	52	102	39	15

ASHLEY COUNTY	DIVISION 4								
DEBT OR CONTRACT	163	115	107	171	62	33	76	44	8
DAMAGES	75	50	47	78	34	19	25	32	3
REPLEVIN	5	4	6	3	1	1	1	33	-2
CONDEMNATION	3	1	2	2	1	0	1	50	-1
INCORPORATION	6	14	19	1	0	0	1	100	-5
OTHER	9	11	5	15	7	5	3	20	6
TOTALS FOR PERIOD	261	195	186	270	105	58	107	40	9

BRADLEY COUNTY	DIVISION 1								
DEBT OR CONTRACT	0	0	0	0	0	0	0	0	0
DAMAGES	0	0	0	0	0	0	0	0	0
REPLEVIN	0	0	0	0	0	0	0	0	0
CONDEMNATION	0	0	0	0	0	0	0	0	0
INCORPORATION	0	0	0	0	0	0	0	0	0
OTHER	0	0	0	0	0	0	0	0	0
TOTALS FOR PERIOD	0	0	0	0	0	0	0	0	0

CIVIL CIRCUITS FROM 07/01/93 THROUGH 06/30/94

CIRCUIT AND COUNTY	CASES PENDING START	CASES FILED	CASES TERMINATED	CASES PENDING AT END	AGE OF ALL CASES PENDING LESS			% OVER 2 YRS.	CHANGE IN CASES PENDING
					1 YR.	1-2 YRS.	2 YRS.		

BRADLEY COUNTY	DIVISION 2								
DEBT OR CONTRACT	0	1	0	1	1	0	0	0	1
DAMAGES	0	0	0	0	0	0	0	0	0
REPLEVIN	0	0	0	0	0	0	0	0	0
CONDEMNATION	0	0	0	0	0	0	0	0	0
INCORPORATION	0	0	0	0	0	0	0	0	0
OTHER	0	0	0	0	0	0	0	0	0
TOTALS FOR PERIOD	0	1	0	1	1	0	0	0	1

BRADLEY COUNTY	DIVISION 3								
DEBT OR CONTRACT	0	0	0	0	0	0	0	0	0
DAMAGES	0	0	0	0	0	0	0	0	0
REPLEVIN	0	0	0	0	0	0	0	0	0
CONDEMNATION	0	0	0	0	0	0	0	0	0
INCORPORATION	0	0	0	0	0	0	0	0	0
OTHER	0	0	0	0	0	0	0	0	0
TOTALS FOR PERIOD	0	0	0	0	0	0	0	0	0

BRADLEY COUNTY	DIVISION 4								
DEBT OR CONTRACT	59	55	44	70	24	12	34	49	11
DAMAGES	37	13	9	41	10	15	16	39	4
REPLEVIN	5	6	3	8	4	0	4	50	3
CONDEMNATION	0	1	1	0	0	0	0	0	0
INCORPORATION	1	6	6	1	0	1	0	0	0
OTHER	5	8	4	9	4	3	2	22	4
TOTALS FOR PERIOD	107	89	67	129	42	31	56	43	22

BRADLEY COUNTY	DIVISION 4								
DEBT OR CONTRACT	59	56	44	71	25	12	34	48	12
DAMAGES	37	13	9	41	10	15	16	39	4
REPLEVIN	5	6	3	8	4	0	4	50	3
CONDEMNATION	0	1	1	0	0	0	0	0	0
INCORPORATION	1	6	6	1	0	1	0	0	0
OTHER	5	8	4	9	4	3	2	22	4
TOTALS FOR PERIOD	107	90	67	130	43	31	56	43	23

CHICOT COUNTY	DIVISION 1								
DEBT OR CONTRACT	0	0	0	0	0	0	0	0	0
DAMAGES	0	0	0	0	0	0	0	0	0
REPLEVIN	0	0	0	0	0	0	0	0	0
CONDEMNATION	0	0	0	0	0	0	0	0	0
INCORPORATION	0	0	0	0	0	0	0	0	0
OTHER	0	0	0	0	0	0	0	0	0
TOTALS FOR PERIOD	0	0	0	0	0	0	0	0	0

CIVIL CIRCUITS FROM 07/01/93 THROUGH 06/30/94

CIRCUIT AND COUNTY	CASES PENDING START	CASES FILED	CASES TERMINATED	CASES PENDING AT END	AGE OF ALL CASES PENDING LESS 1 YR.	1-2 YRS.	2 YRS.	% OVER 2 YRS.	CHANGE IN CASES PENDING

CHICOT COUNTY	DIVISION 2								
DEBT OR CONTRACT	0	0	0	0	0	0	0	0	0
DAMAGES	1	0	0	1	0	0	1	100	0
REPLEVIN	0	0	0	0	0	0	0	0	0
CONDEMNATION	0	0	0	0	0	0	0	0	0
INCORPORATION	0	0	0	0	0	0	0	0	0
OTHER	0	0	0	0	0	0	0	0	0
TOTALS FOR PERIOD	1	0	0	1	0	0	1	100	0

CHICOT COUNTY	DIVISION 3								
DEBT OR CONTRACT	0	0	0	0	0	0	0	0	0
DAMAGES	0	0	0	0	0	0	0	0	0
REPLEVIN	0	0	0	0	0	0	0	0	0
CONDEMNATION	0	0	0	0	0	0	0	0	0
INCORPORATION	0	0	0	0	0	0	0	0	0
OTHER	0	0	0	0	0	0	0	0	0
TOTALS FOR PERIOD	0	0	0	0	0	0	0	0	0

CHICOT COUNTY	DIVISION 4								
DEBT OR CONTRACT	106	96	106	96	34	18	44	46	-10
DAMAGES	47	25	14	58	23	8	27	47	11
REPLEVIN	12	4	5	11	3	1	7	64	-1
CONDEMNATION	3	4	0	7	4	2	1	14	4
INCORPORATION	1	6	5	2	1	0	1	50	1
OTHER	17	16	10	23	10	2	11	48	6
TOTALS FOR PERIOD	187	151	140	197	75	31	91	46	11

CHICOT COUNTY	DIVISION 4								
DEBT OR CONTRACT	106	96	106	96	34	18	44	46	-10
DAMAGES	48	25	14	59	23	8	28	47	11
REPLEVIN	12	4	5	11	3	1	7	64	-1
CONDEMNATION	3	4	0	7	4	2	1	14	4
INCORPORATION	1	6	5	2	1	0	1	50	1
OTHER	17	16	10	23	10	2	11	48	6
TOTALS FOR PERIOD	187	151	140	198	75	31	92	46	11

DESHA COUNTY	DIVISION 1								
DEBT OR CONTRACT	1	0	1	0	0	0	0	0	-1
DAMAGES	2	0	0	2	0	2	0	0	0
REPLEVIN	0	0	0	0	0	0	0	0	0
CONDEMNATION	0	0	0	0	0	0	0	0	0
INCORPORATION	0	0	0	0	0	0	0	0	0
OTHER	1	0	0	1	0	1	0	0	0
TOTALS FOR PERIOD	4	0	1	3	0	3	0	0	-1

CIVIL CIRCUITS FROM 07/01/93 THROUGH 06/30/94

CIRCUIT AND COUNTY	CASES PENDING START	CASES FILED	CASES TERMINATED	CASES PENDING AT END	AGE OF ALL CASES PENDING LESS 1 YR.	1-2 YRS.	2 YRS.	% OVER 2 YRS.	CHANGE IN CASES PENDING

DESHA COUNTY	DIVISION 2								
DEBT OR CONTRACT	1	0	0	1	0	0	1	100	0
DAMAGES	5	0	2	3	0	0	3	100	-2
REPLEVIN	1	0	0	1	0	1	0	0	0
CONDEMNATION	0	0	0	0	0	0	0	0	0
INCORPORATION	0	0	0	0	0	0	0	0	0
OTHER	0	0	0	0	0	0	0	0	0
TOTALS FOR PERIOD	7	0	2	5	0	1	4	80	-2

DESHA COUNTY	DIVISION 3								
DEBT OR CONTRACT	0	0	0	0	0	0	0	0	0
DAMAGES	0	0	0	0	0	0	0	0	0
REPLEVIN	0	0	0	0	0	0	0	0	0
CONDEMNATION	0	0	0	0	0	0	0	0	0
INCORPORATION	0	0	0	0	0	0	0	0	0
OTHER	0	0	0	0	0	0	0	0	0
TOTALS FOR PERIOD	0	0	0	0	0	0	0	0	0

DESHA COUNTY	DIVISION 4								
DEBT OR CONTRACT	135	81	96	120	40	15	65	54	-15
DAMAGES	77	31	19	89	27	21	41	46	12
REPLEVIN	5	3	1	7	3	2	2	29	2
CONDEMNATION	0	0	0	0	0	0	0	0	0
INCORPORATION	3	5	3	0	0	0	0	0	-3
OTHER	31	9	6	34	7	7	20	59	3
TOTALS FOR PERIOD	251	129	130	250	77	45	128	51	-1

DESHA COUNTY	DIVISION 4								
DEBT OR CONTRACT	137	81	97	121	40	15	66	55	-16
DAMAGES	84	31	21	94	27	23	44	47	10
REPLEVIN	6	3	1	8	3	3	2	25	2
CONDEMNATION	0	0	0	0	0	0	0	0	0
INCORPORATION	3	5	3	0	0	0	0	0	-3
OTHER	32	9	6	35	7	8	20	57	3
TOTALS FOR PERIOD	262	129	133	258	77	49	132	51	-4

DREW COUNTY	DIVISION 1								
DEBT OR CONTRACT	0	0	0	0	0	0	0	0	0
DAMAGES	0	0	0	0	0	0	0	0	0
REPLEVIN	0	0	0	0	0	0	0	0	0
CONDEMNATION	0	0	0	0	0	0	0	0	0
INCORPORATION	0	0	0	0	0	0	0	0	0
OTHER	0	0	0	0	0	0	0	0	0
TOTALS FOR PERIOD	0	0	0	0	0	0	0	0	0

CIVIL CIRCUITS FROM 07/01/93 THROUGH 06/30/94

CIRCUIT AND COUNTY	CASES PENDING START	CASES FILED	CASES TERMINATED	CASES PENDING AT END	AGE OF ALL CASES PENDING			% OVER 2 YRS.	CHANGE IN CASES PENDING
					LESS 1 YR.	1-2 YRS.	OVER 2 YRS.		

DREW COUNTY	DIVISION 2								
DEBT OR CONTRACT	32	0	10	22	0	5	17	77	-10
DAMAGES	19	0	3	16	0	1	15	94	-3
REPLEVIN	6	0	1	5	0	2	3	60	-1
CONDEMNATION	2	0	1	1	0	0	1	100	-1
INCORPORATION	0	0	0	0	0	0	0	0	0
OTHER	7	0	1	6	0	0	6	100	-1
TOTALS FOR PERIOD	66	0	16	50	0	8	42	84	-16

DREW COUNTY	DIVISION 3								
DEBT OR CONTRACT	0	0	0	0	0	0	0	0	0
DAMAGES	0	0	0	0	0	0	0	0	0
REPLEVIN	0	0	0	0	0	0	0	0	0
CONDEMNATION	0	0	0	0	0	0	0	0	0
INCORPORATION	0	0	0	0	0	0	0	0	0
OTHER	0	0	0	0	0	0	0	0	0
TOTALS FOR PERIOD	0	0	0	0	0	0	0	0	0

DREW COUNTY	DIVISION 4								
DEBT OR CONTRACT	75	98	79	95	51	11	33	35	19
DAMAGES	31	24	12	43	21	8	14	33	12
REPLEVIN	2	3	4	1	0	0	1	100	-1
CONDEMNATION	0	1	0	1	1	0	0	0	1
INCORPORATION	0	6	6	0	0	0	0	0	0
OTHER	8	10	7	11	7	2	2	18	3
TOTALS FOR PERIOD	117	142	108	151	80	21	50	33	34

DREW COUNTY	DIVISION 5								
DEBT OR CONTRACT	103	98	89	117	1	16	50	43	9
DAMAGES	50	24	15	59	21	9	29	49	9
REPLEVIN	3	3	5	6	0	2	4	67	-2
CONDEMNATION	2	1	1	2	1	0	1	50	0
INCORPORATION	0	6	6	0	0	0	0	0	0
OTHER	15	10	8	17	7	2	8	47	2
TOTALS FOR PERIOD	183	142	124	201	80	29	92	46	18

TENTH CIRCUIT	DIVISION 10								
DEBT OR CONTRACT	573	446	443	576	212	94	270	47	3
DAMAGES	294	143	106	331	115	74	142	43	37
REPLEVIN	36	20	20	36	11	7	18	50	0
CONDEMNATION	8	7	4	11	6	2	3	27	3
INCORPORATION	11	37	44	4	1	1	2	50	-7
OTHER	78	54	33	99	35	20	44	44	21
TOTALS FOR PERIOD	1000	707	650	1057	380	198	479	45	57

CIVIL CIRCUITS FROM 07/01/93 THROUGH 06/30/94

CIRCUIT AND COUNTY	CASES PENDING START	CASES FILED	CASES TERMINATED	CASES PENDING AT END	AGE OF ALL CASES LESS 1 YR.	PENDING OVER 1-2 YRS.	PENDING OVER 2 YRS.	% OVER 2 YRS.	CHANGE IN CASES PENDING

ELEVENTH CIRCUIT EAST									

ARKANSAS COUNTY									
DEBT OR CONTRACT	101	182	140	143	89	25	29	20	42
DAMAGES	50	32	32	50	19	16	15	30	0
REPLEVIN	12	4	4	12	1	5	6	50	0
CONDEMNATION	7	0	1	6	0	4	2	33	-1
INCORPORATION	0	7	7	0	0	0	0	0	0
OTHER	39	40	27	52	25	22	5	10	13
TOTALS FOR PERIOD	209	255	211	263	134	72	57	22	54

ELEVENTH CIRCUIT EAST									
DEBT OR CONTRACT	101	182	140	143	89	25	29	20	42
DAMAGES	50	32	32	50	19	16	15	30	0
REPLEVIN	12	4	4	12	1	5	6	50	0
CONDEMNATION	7	0	1	6	0	4	2	33	-1
INCORPORATION	0	7	7	0	0	0	0	0	0
OTHER	39	40	27	52	25	22	5	10	13
TOTALS FOR PERIOD	209	255	211	263	134	72	57	22	54

ELEVENTH CIRCUIT WEST									

JEFFERSON COUNTY DIVISION 1									
DEBT OR CONTRACT	169	208	165	212	106	58	48	23	43
DAMAGES	125	114	90	149	87	32	30	20	24
REPLEVIN	3	1	1	3	1	0	2	67	0
CONDEMNATION	2	2	4	0	0	0	0	0	-2
INCORPORATION	0	1	0	1	1	0	0	0	1
OTHER	7	12	8	11	5	4	2	18	4
TOTALS FOR PERIOD	306	338	268	376	200	94	82	22	70

JEFFERSON COUNTY DIVISION 2									
DEBT OR CONTRACT	129	219	207	141	109	25	7	5	12
DAMAGES	101	121	96	126	80	31	15	12	25
REPLEVIN	1	0	1	0	0	0	0	0	-1
CONDEMNATION	6	7	3	10	6	0	4	40	4
INCORPORATION	1	4	5	0	0	0	0	0	-1
OTHER	6	4	7	3	1	2	0	0	-3
TOTALS FOR PERIOD	244	355	319	280	196	58	26	9	36

CIVIL CIRCUITS FROM 07/01/93 THROUGH 06/30/94

CIRCUIT AND COUNTY	CASES PENDING START	CASES FILED	CASES TERMINATED	CASES PENDING AT END	AGE OF ALL CASES PENDING			% OVER 2 YRS.	CHANGE IN CASES PENDING
					LESS 1 YR.	1-2 YRS.	OVER 2 YRS.		

JEFFERSON COUNTY	DIVISION 3								
DEBT OR CONTRACT	43	39	41	46	22	16	8	17	-2
DAMAGES	112	45	45	112	40	46	26	23	0
REPLEVIN	2	1	1	2	0	2	0	0	0
CONDEMNATION	0	1	0	1	1	0	0	0	1
INCORPORATION	0	1	1	0	0	0	0	0	0
OTHER	42	111	48	105	83	15	7	7	63
TOTALS FOR PERIOD	204	198	136	266	146	79	41	15	62

JEFFERSON COUNTY	DIVISION 4								
DEBT OR CONTRACT	0	0	0	0	0	0	0	0	0
DAMAGES	0	0	0	0	0	0	0	0	0
REPLEVIN	0	0	0	0	0	0	0	0	0
CONDEMNATION	0	0	0	0	0	0	0	0	0
INCORPORATION	0	0	0	0	0	0	0	0	0
OTHER	0	0	0	0	0	0	0	0	0
TOTALS FOR PERIOD	0	0	0	0	0	0	0	0	0

JEFFERSON COUNTY									
DEBT OR CONTRACT	346	466	413	399	237	99	63	16	53
DAMAGES	338	280	231	387	207	109	71	18	49
REPLEVIN	6	2	3	5	1	2	2	40	-1
CONDEMNATION	8	10	7	11	7	0	4	36	3
INCORPORATION	1	6	6	1	1	0	0	0	0
OTHER	55	127	63	119	89	21	9	8	64
TOTALS FOR PERIOD	754	891	723	922	542	231	149	16	168

LINCOLN COUNTY	DIVISION 1								
DEBT OR CONTRACT	20	23	13	30	14	5	11	37	10
DAMAGES	9	5	6	8	4	3	1	13	-1
REPLEVIN	10	2	3	9	2	1	6	67	-1
CONDEMNATION	0	0	0	0	0	0	0	0	0
INCORPORATION	0	2	2	0	0	0	0	0	0
OTHER	0	1	0	1	1	0	0	0	1
TOTALS FOR PERIOD	39	33	24	48	21	9	18	38	9

LINCOLN COUNTY	DIVISION 2								
DEBT OR CONTRACT	12	16	13	15	9	3	3	20	3
DAMAGES	7	6	1	12	6	3	3	25	5
REPLEVIN	2	5	4	3	1	1	1	33	1
CONDEMNATION	0	0	0	0	0	0	0	0	0
INCORPORATION	0	1	1	0	0	0	0	0	0
OTHER	1	0	0	1	0	0	1	100	0
TOTALS FOR PERIOD	22	28	19	31	16	7	8	26	9

CIVIL CIRCUITS FROM 07/01/93 THROUGH 06/30/94

CIRCUIT AND COUNTY	CASES PENDING START	CASES FILED	CASES TERMINATED	CASES PENDING AT END	AGE OF ALL CASES LESS 1 YR.	PENDING 1-2 YRS.	PENDING OVER 2 YRS.	% OVER 2 YRS.	CHANGE IN CASES PENDING

LINCOLN COUNTY	DIVISION 3								
DEBT OR CONTRACT	17	4	6	15	1	4	10	67	-2
DAMAGES	12	2	6	8	2	3	3	38	-4
REPLEVIN	1	2	2	1	0	0	1	100	0
CONDEMNATION	0	0	0	0	0	0	0	0	0
INCORPORATION	0	0	0	0	0	0	0	0	0
OTHER	62	33	33	62	23	28	11	18	0
TOTALS FOR PERIOD	92	41	47	86	26	35	25	29	-6

LINCOLN COUNTY	DIVISION 4								
DEBT OR CONTRACT	0	0	0	0	0	0	0	0	0
DAMAGES	0	0	0	0	0	0	0	0	0
REPLEVIN	0	0	0	0	0	0	0	0	0
CONDEMNATION	0	0	0	0	0	0	0	0	0
INCORPORATION	0	0	0	0	0	0	0	0	0
OTHER	0	0	0	0	0	0	0	0	0
TOTALS FOR PERIOD	0	0	0	0	0	0	0	0	0

LINCOLN COUNTY									
DEBT OR CONTRACT	49	43	32	60	24	12	24	40	11
DAMAGES	28	13	13	28	12	9	7	25	0
REPLEVIN	13	9	9	13	3	2	3	62	0
CONDEMNATION	0	0	0	0	0	0	0	0	0
INCORPORATION	0	3	3	0	0	0	0	0	0
OTHER	63	34	33	64	24	28	12	19	1
TOTALS FOR PERIOD	153	102	90	165	63	51	51	31	12

ELEVENTH CIRCUIT WEST									
DEBT OR CONTRACT	395	509	445	459	261	111	87	19	64
DAMAGES	366	293	244	415	219	118	78	19	49
REPLEVIN	19	11	12	18	4	4	10	56	-1
CONDEMNATION	8	10	7	11	7	0	4	36	3
INCORPORATION	1	9	9	1	1	0	0	0	0
OTHER	118	161	96	183	113	49	21	11	65
TOTALS FOR PERIOD	907	993	813	1087	605	282	200	18	180

TWELFTH CIRCUIT									

CRAWFORD COUNTY	DIVISION 1								
DEBT OR CONTRACT	41	79	93	27	23	1	3	11	-14
DAMAGES	31	21	29	23	15	4	4	17	-8
REPLEVIN	1	4	3	2	2	0	0	0	1
CONDEMNATION	8	0	2	6	0	4	2	33	-2
INCORPORATION	0	1	1	0	0	0	0	0	0
OTHER	8	8	11	5	4	1	0	0	-3
TOTALS FOR PERIOD	89	113	139	63	44	10	9	14	-26

CIVIL CIRCUITS FROM 07/01/93 THROUGH 06/30/94

CIRCUIT AND COUNTY	CASES PENDING START	CASES FILED	CASES TERMINATED	CASES PENDING AT END	AGE OF ALL CASES LESS 1 YR.	PENDING 1-2 YRS.	PENDING OVER 2 YRS.	% OVER 2 YRS.	CHANGE IN CASES PENDING

CRAWFORD COUNTY	DIVISION 2								
DEBT OR CONTRACT	22	69	68	23	22	1	0	0	1
DAMAGES	12	21	19	14	11	3	0	0	2
REPLEVIN	0	2	1	1	1	0	0	0	1
CONDEMNATION	2	0	1	1	0	1	0	0	-1
INCORPORATION	0	1	1	0	0	0	0	0	0
OTHER	6	10	13	3	2	1	0	0	-3
TOTALS FOR PERIOD	42	103	103	42	36	6	0	0	0

CRAWFORD COUNTY	DIVISION 3								
DEBT OR CONTRACT	25	62	52	35	31	4	0	0	10
DAMAGES	20	28	19	29	23	5	1	3	9
REPLEVIN	0	1	1	0	0	0	0	0	0
CONDEMNATION	7	0	0	7	0	7	0	0	0
INCORPORATION	0	1	1	0	0	0	0	0	0
OTHER	4	12	8	8	7	1	0	0	4
TOTALS FOR PERIOD	56	104	81	79	61	17	1	1	23

CRAWFORD COUNTY	DIVISION 4								
DEBT OR CONTRACT	0	0	0	0	0	0	0	0	0
DAMAGES	0	0	0	0	0	0	0	0	0
REPLEVIN	0	0	0	0	0	0	0	0	0
CONDEMNATION	0	0	0	0	0	0	0	0	0
INCORPORATION	0	0	0	0	0	0	0	0	0
OTHER	0	0	0	0	0	0	0	0	0
TOTALS FOR PERIOD	0	0	0	0	0	0	0	0	0

CRAWFORD COUNTY	DIVISION 4								
DEBT OR CONTRACT	88	210	213	85	76	6	3	4	-3
DAMAGES	63	70	67	66	49	12	5	8	3
REPLEVIN	1	7	5	3	3	0	0	0	2
CONDEMNATION	17	0	3	14	0	12	2	14	-3
INCORPORATION	0	3	3	0	0	0	0	0	0
OTHER	18	30	32	16	13	3	0	0	-2
TOTALS FOR PERIOD	187	320	323	184	141	33	10	5	-3

SEBASTIAN COUNTY	DIVISION 1								
DEBT OR CONTRACT	114	232	230	116	101	14	1	1	2
DAMAGES	44	72	69	56	48	7	1	2	12
REPLEVIN	1	15	10	6	6	0	0	0	5
CONDEMNATION	4	5	6	3	0	3	0	0	-1
INCORPORATION	0	10	10	0	0	0	0	0	0
OTHER	26	8	28	6	3	0	3	50	-20
TOTALS FOR PERIOD	189	342	344	187	158	24	5	3	-2

CIVIL CIRCUITS FROM 07/01/93 THROUGH 06/30/94

CIRCUIT AND COUNTY	CASES PENDING START	CASES FILED	CASES TERMINATED	CASES PENDING AT END	AGE OF ALL CASES LESS 1 YR.	PENDING 1-2 YRS.	PENDING OVER 2 YRS.	% OVER 2 YRS.	CHANGE IN CASES PENDING

SEBASTIAN COUNTY	DIVISION 2								
DEBT OR CONTRACT	113	234	244	103	93	6	4	4	-10
DAMAGES	43	46	57	32	28	3	1	3	-11
REPLEVIN	7	20	21	6	6	0	0	0	-1
CONDEMNATION	1	5	4	2	2	0	0	0	1
INCORPORATION	1	7	7	1	1	0	0	0	0
OTHER	3	8	3	3	3	0	0	0	0
TOTALS FOR PERIOD	168	320	341	147	133	9	5	3	-21

SEBASTIAN COUNTY	DIVISION 3								
DEBT OR CONTRACT	150	211	200	161	103	37	21	13	11
DAMAGES	87	76	55	97	60	26	11	11	10
REPLEVIN	11	16	13	14	10	4	0	0	3
CONDEMNATION	5	7	7	5	3	1	1	20	0
INCORPORATION	1	3	9	0	0	0	0	0	-1
OTHER	8	17	14	11	5	6	0	0	3
TOTALS FOR PERIOD	262	335	309	288	181	74	33	11	26

SEBASTIAN COUNTY	DIVISION 4								
DEBT OR CONTRACT	0	0	0	0	0	0	0	0	0
DAMAGES	0	0	0	0	0	0	0	0	0
REPLEVIN	0	0	0	0	0	0	0	0	0
CONDEMNATION	0	0	0	0	0	0	0	0	0
INCORPORATION	0	0	0	0	0	0	0	0	0
OTHER	0	0	0	0	0	0	0	0	0
TOTALS FOR PERIOD	0	0	0	0	0	0	0	0	0

SEBASTIAN COUNTY									
DEBT OR CONTRACT	377	677	674	380	297	57	26	7	3
DAMAGES	174	194	183	185	136	36	13	7	11
REPLEVIN	19	51	44	26	22	4	0	0	7
CONDEMNATION	10	17	17	10	5	4	1	10	0
INCORPORATION	2	25	26	1	1	0	0	0	-1
OTHER	37	33	50	20	11	6	3	15	-17
TOTALS FOR PERIOD	619	997	994	622	472	107	43	7	3

TWELFTH CIRCUIT									
DEBT OR CONTRACT	465	887	887	465	373	63	29	6	0
DAMAGES	237	264	250	251	185	48	18	7	14
REPLEVIN	20	58	49	29	25	4	0	0	9
CONDEMNATION	27	17	20	24	5	16	3	13	-3
INCORPORATION	2	28	29	1	1	0	0	0	-1
OTHER	55	63	82	36	24	9	3	8	-19
TOTALS FOR PERIOD	806	1317	1317	806	613	140	53	7	0

CIVIL CIRCUITS FROM 07/01/93 THROUGH 06/30/94

CIRCUIT AND COUNTY	CASES PENDING START	CASES FILED	CASES TERMINATED	CASES PENDING AT END	AGE OF ALL CASES LESS 1 YR.	PENDING 1-2 YRS.	PENDING 2 YRS.	X OVER 2 YRS.	CHANGE IN CASES PENDING

THIRTEENTH CIRCUIT									

CALHOUN COUNTY									
DEBT OR CONTRACT	15	28	21	22	15	1	6	27	7
DAMAGES	12	5	2	15	5	8	2	13	3
REPLEVIN	3	1	1	3	1	2	0	0	0
CONDEMNATION	0	0	0	0	0	0	0	0	0
INCORPORATION	1	7	7	1	0	1	0	0	0
OTHER	2	4	3	3	3	0	0	0	1
TOTALS FOR PERIOD	33	45	34	44	24	12	8	18	11

CLEVELAND COUNTY									
DEBT OR CONTRACT	5	14	10	9	7	2	0	0	4
DAMAGES	12	6	4	14	6	5	3	21	2
REPLEVIN	2	5	3	4	4	0	0	0	2
CONDEMNATION	1	3	1	3	2	1	0	0	2
INCORPORATION	0	4	4	0	0	0	0	0	0
OTHER	1	1	1	1	0	0	1	100	0
TOTALS FOR PERIOD	21	33	23	31	19	8	4	13	10

COLUMBIA COUNTY									
DEBT OR CONTRACT	100	130	148	82	51	11	20	24	-18
DAMAGES	74	39	28	85	34	22	29	34	11
REPLEVIN	3	3	3	3	1	0	2	67	0
CONDEMNATION	5	1	3	3	1	0	2	67	-2
INCORPORATION	0	9	9	0	0	0	0	0	0
OTHER	32	21	11	42	16	8	18	43	10
TOTALS FOR PERIOD	214	203	202	215	103	41	71	33	1

DALLAS COUNTY									
DEBT OR CONTRACT	43	56	67	32	20	4	8	25	-11
DAMAGES	16	10	13	13	5	5	3	23	-3
REPLEVIN	3	1	4	0	0	0	0	0	-3
CONDEMNATION	1	0	1	0	0	0	0	0	-1
INCORPORATION	0	5	5	0	0	0	0	0	0
OTHER	7	13	8	12	8	2	2	17	5
TOTALS FOR PERIOD	70	85	98	57	33	11	13	23	-13

QUACHITA COUNTY									
DEBT OR CONTRACT	101	143	181	63	44	13	6	10	-38
DAMAGES	61	39	48	52	28	11	13	25	-9
REPLEVIN	12	16	24	4	2	9	2	50	-8
CONDEMNATION	8	0	4	4	0	2	2	50	-4
INCORPORATION	1	10	8	3	2	0	1	33	2
OTHER	21	19	23	17	12	3	2	12	-4
TOTALS FOR PERIOD	204	227	288	143	88	29	26	18	-61

CIVIL CIRCUITS FROM 07/01/93 THROUGH 06/30/94

CIRCUIT AND COUNTY	CASES PENDING START	CASES FILED	CASES TERMINATED	CASES PENDING AT END	AGE OF ALL CASES PENDING LESS 1 YR.	1-2 YRS	OVER 2 YRS.	% OVER 2 YRS.	CHANGE IN CASES PENDING

UNION COUNTY									
DEBT OR CONTRACT	332	461	460	333	160	37	136	41	1
DAMAGES	148	77	78	147	62	29	56	38	-1
REPLEVIN	23	20	19	24	7	4	13	54	1
CONDEMNATION	13	7	2	18	6	3	9	50	5
INCORPORATION	0	18	13	0	0	0	0	0	0
OTHER	61	46	41	66	28	8	30	45	5
TOTALS FOR PERIOD	577	629	618	588	263	81	244	41	11

THIRTEENTH CIRCUIT									
DEBT OR CONTRACT	596	832	387	541	297	68	176	33	-55
DAMAGES	323	176	173	326	140	80	106	33	3
REPLEVIN	46	46	54	38	15	6	17	45	-8
CONDEMNATION	28	11	11	28	9	6	13	46	0
INCORPORATION	2	53	51	4	2	1	1	25	2
OTHER	124	104	87	141	67	21	53	38	17
TOTALS FOR PERIOD	1119	1222	1263	1078	530	182	366	34	-41

FOURTEENTH CIRCUIT									

SAXTER COUNTY									
DEBT OR CONTRACT	78	101	103	76	52	18	6	8	-2
DAMAGES	65	61	56	70	46	13	11	16	5
REPLEVIN	2	4	4	2	1	0	1	50	0
CONDEMNATION	18	17	5	29	14	15	0	0	11
INCORPORATION	0	4	4	0	0	0	0	0	0
OTHER	1	7	6	2	2	0	0	0	1
TOTALS FOR PERIOD	164	194	179	179	115	46	18	10	15

BOONE COUNTY									
DEBT OR CONTRACT	64	85	101	48	33	6	9	19	-16
DAMAGES	37	38	34	39	25	8	6	15	2
REPLEVIN	2	1	3	0	0	0	0	0	-2
CONDEMNATION	5	10	5	9	5	4	0	0	4
INCORPORATION	0	8	8	0	0	0	0	0	0
OTHER	10	16	20	6	5	1	0	0	-4
TOTALS FOR PERIOD	118	158	174	102	68	19	15	15	-16

MARION COUNTY									
DEBT OR CONTRACT	21	32	31	22	17	3	2	9	1
DAMAGES	22	18	15	25	13	10	2	8	3
REPLEVIN	1	0	0	1	0	0	1	100	0
CONDEMNATION	5	13	0	18	13	3	2	11	13
INCORPORATION	1	3	4	0	0	0	0	0	-1
OTHER	2	4	2	4	3	0	1	25	2
TOTALS FOR PERIOD	52	70	52	70	46	16	8	11	18

CIVIL CIRCUITS FROM 07/01/93 THROUGH 06/30/94

CIRCUIT AND COUNTY	CASES PENDING START	CASES FILED	CASES TERMINATED	CASES PENDING AT END	AGE LESS 1 YR.	AGE OF ALL CASES PENDING 1-2 YRS.	AGE OF ALL CASES PENDING OVER 2 YRS.	% OVER 2 YRS.	CHANGE IN CASES PENDING

NEWTON COUNTY									
DEBT OR CONTRACT	19	10	16	12	6	1	5	42	-6
DAMAGES	12	4	9	7	3	2	2	29	-5
REPLEVIN	0	0	0	0	0	0	0	0	0
CONDEMNATION	0	0	0	0	0	0	0	0	0
INCORPORATION	0	1	0	1	1	0	0	0	1
OTHER	0	9	4	5	5	0	0	0	5
TOTALS FOR PERIOD	30	24	29	25	15	3	7	28	-5

FOURTEENTH CIRCUIT									
DEBT OR CONTRACT	181	228	251	158	108	28	22	14	-23
DAMAGES	136	121	116	141	87	33	21	15	5
REPLEVIN	5	5	7	3	1	0	2	67	-2
CONDEMNATION	28	40	12	56	32	22	2	4	28
INCORPORATION	1	16	16	1	1	0	0	0	0
OTHER	13	36	32	17	15	1	1	6	4
TOTALS FOR PERIOD	364	446	434	376	244	84	48	13	12

FIFTEENTH CIRCUIT									

CONWAY COUNTY DIVISION 1									
DEBT OR CONTRACT	32	61	44	49	34	13	2	4	17
DAMAGES	36	34	25	45	29	16	0	0	9
REPLEVIN	4	7	6	5	5	0	0	0	1
CONDEMNATION	0	2	1	1	1	0	0	0	1
INCORPORATION	0	1	1	0	0	0	0	0	0
OTHER	1	9	3	7	6	1	0	0	6
TOTALS FOR PERIOD	73	114	80	107	75	30	2	2	34

CONWAY COUNTY DIVISION 2									
DEBT OR CONTRACT	17	24	26	15	13	1	1	7	-2
DAMAGES	28	11	17	22	9	4	9	41	-6
REPLEVIN	1	3	1	3	2	1	0	0	2
CONDEMNATION	0	0	0	0	0	0	0	0	0
INCORPORATION	0	0	0	0	0	0	0	0	0
OTHER	0	1	0	1	1	0	0	0	1
TOTALS FOR PERIOD	46	39	44	41	25	6	10	24	-5

CONWAY COUNTY									
DEBT OR CONTRACT	49	85	70	64	47	14	3	5	15
DAMAGES	64	45	42	67	38	20	9	13	3
REPLEVIN	5	10	7	8	7	1	0	0	3
CONDEMNATION	0	2	1	1	1	0	0	0	1
INCORPORATION	0	1	1	0	0	0	0	0	0
OTHER	1	10	3	8	7	1	0	0	7
TOTALS FOR PERIOD	119	153	124	148	100	36	12	8	29

CIVIL CIRCUITS FROM 07/31/93 THROUGH 06/30/94

CIRCUIT AND COUNTY	CASES PENDING START	CASES FILED	CASES TERMINATED	CASES PENDING AT END	AGE OF ALL CASES PENDING LESS 1 YR.	1-2 YRS.	2 YRS.	% OVER 2 YRS.	CHANGE IN CASES PENDING

LOGAN COUNTY	DIVISION 1								
DEBT OR CONTRACT	24	53	47	30	24	4	2	7	6
DAMAGES	25	25	25	25	21	3	1	4	-1
REPLEVIN	3	3	0	0	3	3	0	0	3
CONDEMNATION	1	0	1	0	0	0	0	0	-1
INCORPORATION	0	3	3	0	0	0	0	0	0
OTHER	2	2	3	1	1	0	0	0	-1
TOTALS FOR PERIOD	55	66	80	62	49	10	3	5	6

LOGAN COUNTY	DIVISION 2								
DEBT OR CONTRACT	15	18	22	11	6	1	4	36	-4
DAMAGES	3	6	0	8	5	0	2	25	0
REPLEVIN	1	2	2	1	0	1	0	0	0
CONDEMNATION	0	0	0	0	0	0	0	0	0
INCORPORATION	0	0	0	0	0	0	0	0	0
OTHER	0	3	2	1	1	0	0	0	1
TOTALS FOR PERIOD	24	29	32	21	13	2	6	29	-3

LOGAN COUNTY									
DEBT OR CONTRACT	39	71	69	41	30	5	6	15	2
DAMAGES	34	31	32	33	27	3	3	9	-1
REPLEVIN	4	5	2	7	3	4	0	0	3
CONDEMNATION	1	0	1	0	0	0	0	0	-1
INCORPORATION	0	3	3	0	0	0	0	0	0
OTHER	2	5	5	2	2	0	0	0	0
TOTALS FOR PERIOD	80	115	112	83	62	12	9	11	3

SCOTT COUNTY	DIVISION 1								
DEBT OR CONTRACT	9	24	20	13	10	2	1	8	4
DAMAGES	15	9	10	14	7	6	1	7	-1
REPLEVIN	0	0	0	0	0	0	0	0	0
CONDEMNATION	0	0	0	0	0	0	0	0	0
INCORPORATION	0	0	0	0	0	0	0	0	0
OTHER	2	5	3	4	3	1	0	0	2
TOTALS FOR PERIOD	26	38	33	31	20	9	2	6	5

SCOTT COUNTY	DIVISION 2								
DEBT OR CONTRACT	4	11	11	4	3	1	0	0	0
DAMAGES	3	1	3	1	1	0	0	0	-2
REPLEVIN	0	0	0	0	0	0	0	0	0
CONDEMNATION	0	0	0	0	0	0	0	0	0
INCORPORATION	0	0	0	0	0	0	0	0	0
OTHER	3	2	3	2	1	1	0	0	-1
TOTALS FOR PERIOD	10	14	17	7	5	2	0	0	-3

CIVIL CIRCUITS FROM 07/01/93 THROUGH 06/30/94

CIRCUIT AND COUNTY	CASES PENDING START	CASES FILED	CASES TERMINATED	CASES PENDING AT END	AGE OF ALL CASES PENDING LESS 1 YR.	1-2 YRS.	OVER 2 YRS.	% OVER 2 YRS.	CHANGE IN CASES PENDING

SCOTT COUNTY									
DEBT OR CONTRACT	13	35	31	17	13	3	1	6	4
DAMAGES	18	10	13	15	8	6	1	7	-3
REPLEVIN	0	0	0	0	0	0	0	0	0
CONDEMNATION	0	0	0	0	0	0	0	0	0
INCORPORATION	0	0	0	0	0	0	0	0	0
OTHER	5	7	6	6	4	2	0	0	1
TOTALS FOR PERIOD	36	52	50	38	25	11	2	5	2

YELL COUNTY DIVISION 1									
DEBT OR CONTRACT	28	59	52	35	27	7	1	3	7
DAMAGES	28	27	17	38	23	12	3	8	10
REPLEVIN	0	1	0	1	1	0	0	0	1
CONDEMNATION	0	4	1	3	3	0	0	0	3
INCORPORATION	0	2	1	1	1	0	0	0	1
OTHER	5	5	3	7	4	3	0	0	2
TOTALS FOR PERIOD	61	98	74	85	59	22	4	5	24

YELL COUNTY DIVISION 2									
DEBT OR CONTRACT	16	22	21	17	9	1	7	41	1
DAMAGES	14	8	7	15	7	3	5	33	1
REPLEVIN	2	0	1	1	0	0	1	100	-1
CONDEMNATION	3	2	4	1	1	0	0	0	-2
INCORPORATION	0	0	0	0	0	0	0	0	0
OTHER	6	2	2	6	0	3	3	50	0
TOTALS FOR PERIOD	41	34	35	40	17	7	16	40	-1

YELL COUNTY									
DEBT OR CONTRACT	44	81	73	52	36	8	8	15	8
DAMAGES	42	35	24	53	30	15	8	15	11
REPLEVIN	2	1	1	2	1	0	1	50	0
CONDEMNATION	3	6	5	4	4	0	0	0	1
INCORPORATION	0	2	1	1	1	0	0	0	1
OTHER	11	7	5	13	4	6	3	23	2
TOTALS FOR PERIOD	102	132	109	125	76	29	20	16	23

FIFTEENTH CIRCUIT									
DEBT OR CONTRACT	145	272	243	174	126	30	18	10	29
DAMAGES	158	121	111	168	103	44	21	13	10
REPLEVIN	11	16	10	17	11	5	1	6	6
CONDEMNATION	4	8	7	5	5	0	0	0	1
INCORPORATION	0	6	5	1	1	0	0	0	1
OTHER	19	29	19	29	17	9	3	10	10
TOTALS FOR PERIOD	337	452	395	394	263	88	43	11	57

CIVIL CIRCUITS FROM 07/01/93 THROUGH 06/30/94

CIRCUIT AND COUNTY	CASES PENDING START	CASES FILED	CASES TERMINATED	CASES PENDING AT END	AGE LESS 1 YR.	AGE OF ALL CASES 1-2 YRS.	PENDING OVER 2 YRS.	% OVER 2 YRS.	CHANGE IN CASES PENDING

SIXTEENTH CIRCUIT									

CLEBURNE COUNTY									
DEBT OR CONTRACT	65	76	104	37	32	4	1	3	-28
DAMAGES	31	27	33	25	20	3	2	8	-6
REPLEVIN	6	5	10	1	0	1	0	0	-5
CONDEMNATION	7	1	0	1	1	0	0	0	1
INCORPORATION	1	7	3	0	0	0	0	0	-1
OTHER	5	9	10	4	4	0	0	0	-1
TOTALS FOR PERIOD	108	125	165	68	57	8	3	4	-40

FULTON COUNTY									
DEBT OR CONTRACT	23	35	26	32	26	4	2	6	9
DAMAGES	13	12	12	13	9	2	2	15	0
REPLEVIN	4	0	4	0	0	0	0	0	-4
CONDEMNATION	3	0	0	3	0	3	0	0	0
INCORPORATION	0	0	0	0	0	0	0	0	0
OTHER	2	3	3	2	2	0	0	0	0
TOTALS FOR PERIOD	45	50	45	50	37	9	4	8	5

INDEPENDENCE COUNTY									
DEBT OR CONTRACT	95	168	143	120	84	14	22	18	25
DAMAGES	61	57	54	64	36	18	10	16	3
REPLEVIN	1	0	1	0	0	0	0	0	-1
CONDEMNATION	19	2	6	15	2	0	13	87	-4
INCORPORATION	0	10	9	1	1	0	0	0	1
OTHER	11	17	7	21	11	6	4	19	10
TOTALS FOR PERIOD	187	254	220	221	134	38	49	22	34

IZARD COUNTY									
DEBT OR CONTRACT	29	24	26	27	15	8	4	15	-2
DAMAGES	11	9	10	10	6	3	1	10	-1
REPLEVIN	2	1	1	2	1	1	0	0	0
CONDEMNATION	4	13	5	12	11	1	0	0	8
INCORPORATION	0	2	1	1	1	0	0	0	1
OTHER	6	10	7	9	6	2	1	11	3
TOTALS FOR PERIOD	52	59	50	61	40	15	6	10	9

STONE COUNTY									
DEBT OR CONTRACT	16	30	27	19	18	0	1	5	3
DAMAGES	16	16	17	15	12	3	0	0	-1
REPLEVIN	4	1	4	1	0	1	0	0	-3
CONDEMNATION	1	14	6	9	8	1	0	0	8
INCORPORATION	0	3	3	0	0	0	0	0	0
OTHER	6	5	5	6	4	0	2	33	0
TOTALS FOR PERIOD	43	69	62	50	42	5	3	6	7

CIVIL CIRCUITS FROM 07/01/93 THROUGH 06/30/94

CIRCUIT AND COUNTY	CASES PENDING START	CASES FILED	CASES TERMINATED	CASES PENDING AT END	AGE OF ALL CASES LESS 1 YR.	1-2 YRS.	PENDING OVER 2 YRS.	% OVER 2 YRS.	CHANGE IN CASES PENDING

SIXTEENTH CIRCUIT									
DEBT OR CONTRACT	228	333	326	235	175	30	30	13	7
DAMAGES	132	121	126	127	83	29	15	12	-5
REPLEVIN	17	7	20	4	1	3	0	0	-13
CONDEMNATION	27	30	17	40	22	5	13	33	13
INCORPORATION	1	22	21	2	2	0	0	0	1
OTHER	30	44	32	42	27	8	7	17	12
TOTALS FOR PERIOD	435	557	542	450	310	75	65	14	15

SEVENTEENTH CIRCUIT EAST									

PRAIRIE COUNTY DIVISION 1									
DEBT OR CONTRACT	22	42	46	18	15	1	2	11	-4
DAMAGES	8	18	11	15	12	3	0	0	7
REPLEVIN	4	1	4	1	0	1	0	0	-3
CONDEMNATION	0	0	0	0	0	0	0	0	0
INCORPORATION	0	1	1	0	0	0	0	0	0
OTHER	3	3	3	3	2	1	0	0	0
TOTALS FOR PERIOD	37	65	65	37	29	6	2	5	0

PRAIRIE COUNTY DIVISION 2									
DEBT OR CONTRACT	0	0	0	0	0	0	0	0	0
DAMAGES	0	0	0	0	0	0	0	0	0
REPLEVIN	0	0	0	0	0	0	0	0	0
CONDEMNATION	0	0	0	0	0	0	0	0	0
INCORPORATION	0	0	0	0	0	0	0	0	0
OTHER	0	0	0	0	0	0	0	0	0
TOTALS FOR PERIOD	0	0	0	0	0	0	0	0	0

PRAIRIE COUNTY									
DEBT OR CONTRACT	22	42	46	18	15	1	2	11	-4
DAMAGES	8	18	11	15	12	3	0	0	7
REPLEVIN	4	1	4	1	0	1	0	0	-3
CONDEMNATION	0	0	0	0	0	0	0	0	0
INCORPORATION	0	1	1	0	0	0	0	0	0
OTHER	3	3	3	3	2	1	0	0	0
TOTALS FOR PERIOD	37	65	65	37	29	6	2	5	0

WHITE COUNTY DIVISION 1									
DEBT OR CONTRACT	96	253	243	106	95	5	6	6	10
DAMAGES	57	85	70	72	55	13	4	6	15
REPLEVIN	2	9	6	5	5	0	0	0	3
CONDEMNATION	3	0	1	2	0	0	2	100	-1
INCORPORATION	0	7	7	0	0	0	0	0	0
OTHER	9	17	10	16	13	3	0	0	7
TOTALS FOR PERIOD	167	371	337	201	168	21	12	6	34

CIVIL CIRCUITS FROM 07/01/93 THROUGH 06/30/94

CIRCUIT AND COUNTY	CASES PENDING START	CASES FILED	CASES TERMINATED	CASES PENDING AT END	AGE OF ALL CASES PENDING LESS			% OVER	CHANGE IN CASES PENDING
					1 YR.	1-2 YRS.	2 YRS.	2 YRS.	

WHITE COUNTY	DIVISION 2								
DEBT OR CONTRACT	2	1	3	0	0	0	0	0	-2
DAMAGES	0	0	0	0	0	0	0	0	0
REPLEVIN	0	0	0	0	0	0	0	0	0
CONDEMNATION	0	0	0	0	0	0	0	0	0
INCORPORATION	0	1	1	0	0	0	0	0	0
OTHER	0	1	1	0	0	0	0	0	0
TOTALS FOR PERIOD	2	3	5	0	0	0	0	0	-2

WHITE COUNTY									
DEBT OR CONTRACT	93	254	246	106	95	5	6	6	8
DAMAGES	57	85	73	72	55	13	4	6	15
REPLEVIN	2	9	6	5	5	0	0	0	3
CONDEMNATION	3	0	1	2	0	0	2	100	-1
INCORPORATION	0	8	3	0	0	0	0	0	0
OTHER	9	18	11	16	13	3	0	0	7
TOTALS FOR PERIOD	169	374	342	201	168	21	12	6	32

SEVENTEENTH CIRCUIT EAST									
DEBT OR CONTRACT	120	296	292	124	110	6	8	6	4
DAMAGES	65	103	81	87	67	16	4	5	22
REPLEVIN	6	10	10	6	5	1	0	0	0
CONDEMNATION	3	0	1	2	0	0	2	100	-1
INCORPORATION	0	9	9	0	0	0	0	0	0
OTHER	12	21	14	19	15	4	0	0	7
TOTALS FOR PERIOD	206	439	407	238	197	27	14	6	32

SEVENTEENTH CIRCUIT WEST									

LONOKE COUNTY									
DEBT OR CONTRACT	312	379	454	237	190	21	26	11	-75
DAMAGES	79	80	67	92	62	17	13	14	13
REPLEVIN	29	13	29	13	9	3	1	8	-16
CONDEMNATION	0	1	0	1	1	0	0	0	1
INCORPORATION	1	8	9	0	0	0	0	0	-1
OTHER	46	32	49	29	19	3	7	24	-17
TOTALS FOR PERIOD	467	513	608	372	281	44	47	13	-95

SEVENTEENTH CIRCUIT WEST									
DEBT OR CONTRACT	312	379	454	237	190	21	26	11	-75
DAMAGES	79	80	67	92	62	17	13	14	13
REPLEVIN	29	13	29	13	9	3	1	8	-16
CONDEMNATION	0	1	0	1	1	0	0	0	1
INCORPORATION	1	8	9	0	0	0	0	0	-1
OTHER	46	32	49	29	19	3	7	24	-17
TOTALS FOR PERIOD	467	513	608	372	281	44	47	13	-95

CIVIL CIRCUITS FROM 07/01/93 THROUGH 06/30/94

CIRCUIT AND COUNTY	CASES PENDING START	CASES FILED	CASES TERMINATED	CASES PENDING AT END	AGE OF ALL CASES LESS 1 YR.	PENDING 1-2 YRS.	PENDING OVER 2 YRS.	% OVER 2 YRS.	CHANGE IN CASES PENDING

EIGHTEENTH CIRCUIT EAST									

GARLAND COUNTY	DIVISION 1								
DEBT OR CONTRACT	135	291	275	151	114	21	16	11	16
DAMAGES	161	157	140	178	127	33	18	10	17
REPLEVIN	23	26	30	19	15	2	2	11	-4
CONDEMNATION	15	7	9	13	6	5	2	15	-2
INCORPORATION	7	9	16	0	0	0	0	0	-7
OTHER	10	22	16	16	13	3	0	0	6
TOTALS FOR PERIOD	351	512	486	377	275	64	38	10	26

GARLAND COUNTY	DIVISION 2								
DEBT OR CONTRACT	85	154	168	71	55	9	7	10	-14
DAMAGES	149	88	101	136	73	46	17	13	-13
REPLEVIN	13	14	21	6	4	2	0	0	-7
CONDEMNATION	9	3	6	6	2	2	2	33	-3
INCORPORATION	4	10	14	0	0	0	0	0	-4
OTHER	9	10	11	8	6	0	2	25	-1
TOTALS FOR PERIOD	269	279	321	227	140	59	28	12	-42

GARLAND COUNTY	DIVISION 3								
DEBT OR CONTRACT	1	0	0	1	0	0	1	100	0
DAMAGES	0	55	2	53	1	51	1	2	53
REPLEVIN	0	0	0	0	0	0	0	0	0
CONDEMNATION	0	0	0	0	0	0	0	0	0
INCORPORATION	0	0	0	0	0	0	0	0	0
OTHER	0	2	0	2	1	1	0	0	2
TOTALS FOR PERIOD	1	57	2	56	2	52	2	4	55

GARLAND COUNTY									
DEBT OR CONTRACT	221	445	443	223	169	30	24	11	2
DAMAGES	310	300	243	367	201	130	36	10	57
REPLEVIN	36	40	51	25	19	4	2	8	-11
CONDEMNATION	24	10	15	19	8	7	4	21	-5
INCORPORATION	11	19	30	0	0	0	0	0	-11
OTHER	19	34	27	26	20	4	2	8	7
TOTALS FOR PERIOD	621	848	809	660	417	175	68	10	39

EIGHTEENTH CIRCUIT EAST									

DEBT OR CONTRACT	221	445	443	223	169	30	24	11	2
DAMAGES	310	300	243	367	201	130	36	10	57
REPLEVIN	36	40	51	25	19	4	2	8	-11
CONDEMNATION	24	10	15	19	8	7	4	21	-5
INCORPORATION	11	19	30	0	0	0	0	0	-11
OTHER	19	34	27	26	20	4	2	8	7
TOTALS FOR PERIOD	621	848	809	660	417	175	68	10	39

CIVIL CIRCUITS FROM 07/01/93 THROUGH 06/30/94

CIRCUIT AND COUNTY	CASES PENDING START	CASES FILED	CASES TERMINATED	CASES PENDING AT END	AGE OF ALL CASES LESS 1 YR.	PENDING 1-2 YRS.	PENDING OVER 2 YRS.	% OVER 2 YRS.	CHANGE IN CASES PENDING

EIGHTEENTH CIRCUIT WEST									

MONTGOMERY COUNTY									
DEBT OR CONTRACT	11	28	23	16	12	0	4	25	5
DAMAGES	8	11	11	8	5	2	1	13	0
REPLEVIN	1	0	1	0	0	0	0	0	-1
CONDEMNATION	2	1	2	1	1	0	0	0	-1
INCORPORATION	0	1	1	0	0	0	0	0	0
OTHER	4	3	3	4	3	1	0	0	0
TOTALS FOR PERIOD	26	44	41	29	21	3	5	17	3

POLK COUNTY									
DEBT OR CONTRACT	44	57	61	40	29	4	7	18	-4
DAMAGES	23	22	22	23	17	3	3	13	0
REPLEVIN	3	0	2	1	0	1	0	0	-2
CONDEMNATION	5	0	1	4	0	0	4	100	-1
INCORPORATION	1	3	3	1	0	1	0	0	0
OTHER	0	7	3	4	4	0	0	0	4
TOTALS FOR PERIOD	76	89	92	73	50	9	14	19	-3

EIGHTEENTH CIRCUIT WEST									
DEBT OR CONTRACT	55	85	84	56	41	4	11	20	1
DAMAGES	31	33	33	31	22	5	4	13	0
REPLEVIN	4	0	3	1	0	1	0	0	-3
CONDEMNATION	7	1	3	5	1	0	4	80	-2
INCORPORATION	1	4	4	1	0	1	0	0	0
OTHER	4	10	6	8	7	1	0	0	4
TOTALS FOR PERIOD	102	133	133	102	71	12	19	19	0

NINETEENTH CIRCUIT									

BENTON COUNTY DIVISION 1									
DEBT OR CONTRACT	2	186	49	139	137	0	2	1	137
DAMAGES	0	37	7	30	30	0	0	0	30
REPLEVIN	0	15	8	7	7	0	0	0	7
CONDEMNATION	0	2	1	1	1	0	0	0	1
INCORPORATION	0	5	5	0	0	0	0	0	0
OTHER	1	29	5	25	24	0	1	4	24
TOTALS FOR PERIOD	3	274	75	202	199	0	3	1	199

CIVIL CIRCUITS FROM 07/01/93 THROUGH 06/30/94

CIRCUIT AND COUNTY	CASES PENDING START	CASES FILED	CASES TERMINATED	CASES PENDING AT END	AGE OF ALL CASES LESS 1 YR.	PENDING 1-2 YRS.	PENDING OVER 2 YRS.	% OVER 2 YRS.	CHANGE IN CASES PENDING

BENTON COUNTY	DIVISION 2								
DEBT OR CONTRACT	304	296	325	275	134	95	46	17	-29
DAMAGES	198	116	127	187	87	66	34	18	-11
REPLEVIN	56	47	48	55	30	22	3	5	-1
CONDEMNATION	22	5	4	23	5	8	10	43	1
INCORPORATION	3	14	16	1	0	1	0	0	-2
OTHER	67	30	39	58	20	31	7	12	-9
TOTALS FOR PERIOD	650	508	559	599	276	223	100	17	-51

BENTON COUNTY	DIVISION 3								
DEBT OR CONTRACT	19	13	5	27	11	6	10	37	8
DAMAGES	3	0	3	3	0	1	2	67	0
REPLEVIN	0	2	2	0	0	0	0	0	0
CONDEMNATION	0	0	0	0	0	0	0	0	0
INCORPORATION	0	0	0	0	0	0	0	0	0
OTHER	8	4	2	10	3	2	5	50	2
TOTALS FOR PERIOD	30	19	9	40	14	9	17	43	10

BENTON COUNTY	DIVISION 4								
DEBT OR CONTRACT	325	495	379	441	282	101	58	13	116
DAMAGES	201	153	134	220	117	67	36	16	19
REPLEVIN	56	64	58	62	37	22	3	5	6
CONDEMNATION	22	7	5	24	6	8	10	42	2
INCORPORATION	3	19	21	1	0	1	0	0	-2
OTHER	76	63	46	93	47	33	13	14	17
TOTALS FOR PERIOD	683	801	643	841	489	232	120	14	158

CARROLL COUNTY	DIVISION 1								
DEBT OR CONTRACT	57	55	53	59	27	10	22	37	2
DAMAGES	45	15	21	39	11	14	14	36	-6
REPLEVIN	14	5	4	15	3	5	7	47	1
CONDEMNATION	3	0	0	3	0	2	1	33	0
INCORPORATION	1	2	3	0	0	0	0	0	-1
OTHER	9	12	10	11	6	4	1	9	2
TOTALS FOR PERIOD	129	89	91	127	47	35	45	35	-2

CARROLL COUNTY	DIVISION 2								
DEBT OR CONTRACT	0	23	9	14	14	0	0	0	14
DAMAGES	3	11	1	13	10	0	3	23	10
REPLEVIN	0	6	4	2	2	0	0	0	2
CONDEMNATION	0	0	0	0	0	0	0	0	0
INCORPORATION	0	2	2	0	0	0	0	0	0
OTHER	3	3	3	3	1	0	2	67	0
TOTALS FOR PERIOD	6	45	19	32	27	0	5	16	26

CIVIL CIRCUITS FROM 07/01/93 THROUGH 06/30/94

CIRCUIT AND COUNTY	CASES PENDING START	CASES FILED	CASES TERMINATED	CASES PENDING AT END	AGE OF ALL CASES LESS 1 YR.	1-2 YRS.	PENDING OVER 2 YRS.	% OVER 2 YRS.	CHANGE IN CASES PENDING

CARROLL COUNTY	DIVISION 3								
DEBT OR CONTRACT	6	3	1	8	3	3	2	25	2
DAMAGES	2	0	1	1	0	0	1	100	-1
REPLEVIN	0	0	0	0	0	0	0	0	0
CONDEMNATION	0	0	0	0	0	0	0	0	0
INCORPORATION	0	0	0	0	0	0	0	0	0
OTHER	0	2	1	1	1	0	0	0	1
TOTALS FOR PERIOD	8	5	3	10	4	3	3	30	2

CARROLL COUNTY	DIVISION 3								
DEBT OR CONTRACT	63	61	63	81	44	13	24	30	18
DAMAGES	53	26	23	53	21	14	18	34	3
REPLEVIN	14	11	8	17	5	5	7	41	3
CONDEMNATION	3	0	0	3	0	2	1	33	0
INCORPORATION	1	4	5	0	0	0	0	0	-1
OTHER	12	17	14	15	8	4	3	20	3
TOTALS FOR PERIOD	143	139	113	169	78	38	53	31	26

NINETEENTH CIRCUIT	DIVISION 3								
DEBT OR CONTRACT	388	576	442	522	326	114	82	16	134
DAMAGES	251	179	157	273	138	81	54	20	22
REPLEVIN	79	75	66	79	42	27	10	13	9
CONDEMNATION	25	7	5	27	6	10	11	41	2
INCORPORATION	4	23	26	1	0	1	0	0	-3
OTHER	88	80	60	108	55	37	16	15	20
TOTALS FOR PERIOD	826	940	756	1010	567	270	173	17	184

TWENTIETH CIRCUIT	DIVISION 1								
FAULKNER COUNTY	DIVISION 1								
DEBT OR CONTRACT	103	101	131	73	53	13	7	10	-30
DAMAGES	142	54	100	96	44	33	19	20	-46
REPLEVIN	11	8	10	9	4	2	3	33	-2
CONDEMNATION	15	3	6	12	2	5	5	42	-3
INCORPORATION	1	3	4	0	0	0	0	0	-1
OTHER	19	29	28	20	13	6	1	5	1
TOTALS FOR PERIOD	291	198	279	210	116	59	35	17	-81

FAULKNER COUNTY	DIVISION 2								
DEBT OR CONTRACT	41	70	83	28	23	2	3	11	-13
DAMAGES	53	41	38	56	28	18	10	18	3
REPLEVIN	8	11	10	9	6	2	1	11	1
CONDEMNATION	7	1	5	3	0	1	2	67	-4
INCORPORATION	0	4	4	0	0	0	0	0	0
OTHER	17	17	18	16	9	3	4	25	-1
TOTALS FOR PERIOD	126	144	158	112	66	26	20	18	-14

CIVIL CIRCUITS FROM 07/01/93 THROUGH 06/30/94

CIRCUIT AND COUNTY	CASES PENDING START	CASES FILED	CASES TERMINATED	CASES PENDING AT END	AGE OF ALL CASES LESS 1 YR.	PENDING 1-2 YRS.	PENDING OVER 2 YRS.	% OVER 2 YRS.	CHANGE IN CASES PENDING

FAULKNER COUNTY	DIVISION 3								
DEBT OR CONTRACT	33	92	67	53	46	7	5	9	25
DAMAGES	32	47	24	55	38	8	9	16	23
REPLEVIN	3	9	2	10	8	2	0	0	7
CONDEMNATION	4	2	0	6	2	3	1	17	2
INCORPORATION	0	2	2	0	0	0	0	0	0
OTHER	13	32	11	34	23	10	1	3	21
TOTALS FOR PERIOD	85	184	106	163	117	30	16	10	78

FAULKNER COUNTY									
DEBT OR CONTRACT	177	263	281	159	122	22	15	9	-18
DAMAGES	227	142	162	207	110	59	38	18	-20
REPLEVIN	22	28	22	28	18	6	4	14	6
CONDEMNATION	26	6	11	21	4	9	8	38	-5
INCORPORATION	1	9	10	0	0	0	0	0	-1
OTHER	49	78	57	70	45	19	6	7	21
TOTALS FOR PERIOD	502	526	543	485	299	115	71	15	-17

SEARCY COUNTY	DIVISION 1								
DEBT OR CONTRACT	13	15	13	15	11	2	2	13	2
DAMAGES	13	12	5	20	11	7	2	10	7
REPLEVIN	1	0	0	1	0	1	0	0	0
CONDEMNATION	0	0	0	0	0	0	0	0	0
INCORPORATION	0	0	0	0	0	0	0	0	0
OTHER	1	9	5	5	5	0	0	0	4
TOTALS FOR PERIOD	28	36	23	41	27	10	4	10	13

SEARCY COUNTY	DIVISION 2								
DEBT OR CONTRACT	2	7	4	5	3	2	0	0	3
DAMAGES	5	4	3	6	1	3	2	33	1
REPLEVIN	0	0	0	0	0	0	0	0	0
CONDEMNATION	0	0	0	0	0	0	0	0	0
INCORPORATION	0	0	0	0	0	0	0	0	0
OTHER	0	3	1	2	2	0	0	0	2
TOTALS FOR PERIOD	7	14	8	13	6	5	2	15	6

SEARCY COUNTY	DIVISION 3								
DEBT OR CONTRACT	0	0	0	0	0	0	0	0	0
DAMAGES	0	0	0	0	0	0	0	0	0
REPLEVIN	0	0	0	0	0	0	0	0	0
CONDEMNATION	0	0	0	0	0	0	0	0	0
INCORPORATION	0	0	0	0	0	0	0	0	0
OTHER	0	0	0	0	0	0	0	0	0
TOTALS FOR PERIOD	0	0	0	0	0	0	0	0	0

CIVIL CIRCUITS FROM 07/01/93 THROUGH 06/30/94

CIRCUIT AND COUNTY	CASES PENDING START	CASES FILED	CASES TERMINATED	CASES PENDING AT END	AGE OF ALL CASES LESS 1 YR.	PENDING 1-2 YRS.	PENDING OVER 2 YRS.	% OVER 2 YRS.	CHANGE IN CASES PENDING

SEARCY COUNTY									
DEBT OR CONTRACT	15	22	17	20	14	4	2	10	5
DAMAGES	13	16	8	26	12	10	4	15	8
REPLEVIN	1	0	0	1	0	1	0	0	0
CONDEMNATION	0	0	0	0	0	0	0	0	0
INCORPORATION	0	0	0	0	0	0	0	0	0
OTHER	1	12	6	7	7	0	0	0	6
TOTALS FOR PERIOD	35	50	31	54	33	15	6	11	19

VAN BUREN COUNTY	DIVISION 1								
DEBT OR CONTRACT	37	29	36	30	21	5	4	13	-7
DAMAGES	32	15	15	32	15	10	7	22	0
REPLEVIN	4	2	3	3	1	2	0	0	-1
CONDEMNATION	3	0	2	1	0	0	1	100	-2
INCORPORATION	2	4	5	1	0	1	0	0	-1
OTHER	7	6	9	4	4	0	0	0	-3
TOTALS FOR PERIOD	85	56	70	71	41	18	12	17	-14

VAN BUREN COUNTY	DIVISION 2								
DEBT OR CONTRACT	11	24	18	17	13	4	0	0	6
DAMAGES	11	10	8	13	8	2	3	23	2
REPLEVIN	0	1	0	1	1	0	0	0	1
CONDEMNATION	0	0	0	0	0	0	0	0	0
INCORPORATION	0	1	1	0	0	0	0	0	0
OTHER	4	3	4	3	2	0	1	33	-1
TOTALS FOR PERIOD	26	39	31	34	24	6	4	12	8

VAN BUREN COUNTY	DIVISION 3								
DEBT OR CONTRACT	0	0	0	0	0	0	0	0	0
DAMAGES	0	0	0	0	0	0	0	0	0
REPLEVIN	0	0	0	0	0	0	0	0	0
CONDEMNATION	0	0	0	0	0	0	0	0	0
INCORPORATION	0	0	0	0	0	0	0	0	0
OTHER	0	0	0	0	0	0	0	0	0
TOTALS FOR PERIOD	0	0	0	0	0	0	0	0	0

VAN BUREN COUNTY									
DEBT OR CONTRACT	48	53	54	47	34	9	4	9	-1
DAMAGES	43	25	23	45	23	12	10	22	2
REPLEVIN	4	3	3	4	2	2	0	0	0
CONDEMNATION	3	0	2	1	0	0	1	100	-2
INCORPORATION	2	5	6	1	0	1	0	0	-1
OTHER	11	9	13	7	6	0	1	14	-4
TOTALS FOR PERIOD	111	95	101	105	65	24	16	15	-6

CIVIL CIRCUITS FROM 07/01/93 THROUGH 06/30/94

CIRCUIT AND COUNTY	CASES PENDING START	CASES FILED	CASES TERMINATED	CASES PENDING AT END	AGE OF ALL CASES PENDING LESS 1 YR.	1-2 YRS.	OVER 2 YRS.	% OVER 2 YRS.	CHANGE IN CASES PENDING

TWENTIETH CIRCUIT									
DEBT OR CONTRACT	240	338	352	226	170	35	21	9	-14
DAMAGES	288	183	193	278	145	31	52	19	-10
REPLEVIN	27	31	25	33	20	9	4	12	6
CONDEMNATION	29	6	13	22	4	9	9	41	-7
INCORPORATION	3	14	16	1	0	1	0	0	-2
OTHER	61	99	76	84	58	19	7	8	23
TOTALS FOR PERIOD	648	671	675	644	397	154	93	14	-4

STATE TOTALS									
DEBT OR CONTRACT	9018	12282	12341	8959	5664	1527	1768	20	-59
DAMAGES	6370	5298	4924	6744	3848	1580	1316	20	374
REPLEVIN	920	1219	1220	919	547	203	169	18	-1
CONDEMNATION	488	242	260	470	169	138	163	35	-18
INCORPORATION	91	536	567	60	28	13	19	32	-31
OTHER	1723	2044	1809	1958	1120	447	391	20	235
TOTALS FOR PERIOD	18610	21621	21121	19110	11376	3908	3826	20	500

CHANCERY CIRCUITS FROM 07/01/93 THROUGH 05/30/94

CIRCUIT AND COUNTY	CASES PENDING START	CASES FILED	CASES TERMINATED	CASES PENDING AT END	AGE OF ALL CASES LESS 1 YR.	PENDING 1-2 YRS.	PENDING OVER 2 YRS.	% OVER 2 YRS.	CHANGE IN CASES PENDING

FIRST CIRCUIT									

CROSS COUNTY									
EQUITY	45	19	37	26	9	5	12	46	-19
DIVORCE	109	209	223	95	73	7	10	11	-14
CUSTODY OR SUPPORT	112	202	223	96	74	17	5	5	-23
RECIPROCAL IN	1	0	1	0	0	0	0	0	-1
RECIPROCAL OUT	3	3	0	0	0	0	0	0	0
PATERNITY	29	35	64	30	25	4	1	3	1
DOMESTIC ABUSE	1	0	1	0	0	0	0	0	-1
OTHER	4	22	15	11	9	2	0	0	7
TOTALS FOR PERIOD	302	534	584	258	195	35	22	11	-50

LEE COUNTY									
EQUITY	20	30	26	24	15	5	4	17	4
DIVORCE	42	102	72	78	53	13	7	9	36
CUSTODY OR SUPPORT	174	184	154	204	96	47	61	30	30
RECIPROCAL IN	1	0	0	1	0	0	1	100	0
RECIPROCAL OUT	0	1	0	1	1	0	0	0	1
PATERNITY	22	56	37	41	27	5	0	22	19
DOMESTIC ABUSE	0	2	1	1	1	0	0	0	1
OTHER	6	20	15	13	8	2	3	23	5
TOTALS FOR PERIOD	267	401	305	363	206	72	85	23	96

MONROE COUNTY									
EQUITY	32	25	32	25	11	5	9	36	-7
DIVORCE	57	83	82	58	37	15	6	10	1
CUSTODY OR SUPPORT	120	122	119	123	61	29	33	27	3
RECIPROCAL IN	0	0	0	0	0	0	0	0	0
RECIPROCAL OUT	0	0	0	0	0	0	0	0	0
PATERNITY	5	3	2	9	1	0	8	99	1
DOMESTIC ABUSE	7	27	17	17	11	6	0	0	10
OTHER	9	7	9	7	2	3	2	29	-2
TOTALS FOR PERIOD	233	267	261	239	123	58	58	24	6

PHILLIPS COUNTY									
EQUITY	38	41	43	36	19	10	7	19	-2
DIVORCE	117	242	195	170	102	32	36	21	53
CUSTODY OR SUPPORT	497	307	212	592	194	141	257	43	95
RECIPROCAL IN	13	14	5	22	12	8	2	9	9
RECIPROCAL OUT	3	5	3	5	2	1	2	40	2
PATERNITY	48	16	22	42	11	5	26	62	-6
DOMESTIC ABUSE	5	12	9	8	6	1	1	13	3
OTHER	13	57	33	37	28	5	4	11	24
TOTALS FOR PERIOD	734	700	522	912	374	203	335	37	178

CHANCERY CIRCUITS FROM 07/01/93 THROUGH 06/30/94

CIRCUIT AND COUNTY	CASES PENDING START	CASES FILED	CASES TERMI-NATED	CASES PENDING AT END	AGE OF ALL CASES PENDING			% OVER 2 YRS.	CHANGE IN CASES PENDING
					LESS 1 YR.	1-2 YRS.	OVER 2 YRS.		

ST. FRANCIS COUNTY									
EQUITY	73	50	75	45	29	6	10	22	-28
DIVORCE	204	239	322	121	81	32	8	7	-83
CUSTODY OR SUPPORT	309	459	383	376	264	61	51	14	67
RECIPROCAL IN	17	11	13	15	7	6	2	13	-2
RECIPROCAL OUT	9	11	12	8	5	2	1	13	-1
PATERNITY	248	241	152	337	143	58	131	39	89
DOMESTIC ABUSE	5	22	13	14	13	1	0	0	9
OTHER	39	55	43	46	30	12	4	9	7
TOTALS FOR PERIOD	904	1079	1021	962	577	178	207	22	58

WOODRUFF COUNTY									
EQUITY	60	11	11	60	7	4	49	82	0
DIVORCE	93	95	38	100	27	11	62	62	7
CUSTODY OR SUPPORT	49	22	20	51	13	19	19	37	2
RECIPROCAL IN	46	0	0	46	0	9	37	80	0
RECIPROCAL OUT	2	0	0	2	0	0	2	100	0
PATERNITY	83	50	37	96	28	28	40	42	13
DOMESTIC ABUSE	0	4	3	1	1	0	0	0	1
OTHER	18	18	16	20	5	4	10	59	2
TOTALS FOR PERIOD	351	200	175	376	82	75	219	58	25

FIRST CIRCUIT									
EQUITY	268	175	227	216	90	35	91	42	-52
DIVORCE	622	982	982	622	383	110	129	21	0
CUSTODY OR SUPPORT	1268	1285	1111	1442	702	314	426	30	174
RECIPROCAL IN	78	25	19	84	19	23	42	50	6
RECIPROCAL OUT	14	17	15	16	8	3	5	31	2
PATERNITY	438	451	334	555	240	100	215	39	117
DOMESTIC ABUSE	18	67	44	41	32	8	1	2	23
OTHER	91	179	136	134	83	28	23	17	43
TOTALS FOR PERIOD	2797	3181	2862	3110	1557	621	932	30	313

SECOND CIRCUIT									

CLAY COUNTY									
EQUITY	14	23	26	11	8	2	1	9	-3
DIVORCE	90	181	180	91	72	14	5	5	1
CUSTODY OR SUPPORT	12	36	24	24	18	2	4	17	12
RECIPROCAL IN	2	3	3	2	1	1	0	0	0
RECIPROCAL OUT	0	3	3	0	0	0	0	0	0
PATERNITY	1	9	3	7	6	1	0	0	6
DOMESTIC ABUSE	2	13	7	8	8	0	0	0	6
OTHER	9	24	23	10	8	0	2	20	1
TOTALS FOR PERIOD	130	292	269	153	121	20	12	8	23

CHANCERY CIRCUITS FROM 07/01/93 THROUGH 06/30/94

CIRCUIT AND COUNTY	CASES PENDING START	CASES FILED	CASES TERMINATED	CASES PENDING AT END	AGE OF ALL CASES LESS 1 YR.	1-2 YRS.	PENDING OVER 2 YRS.	% OVER 2 YRS.	CHANGE IN CASES PENDING

CRAIGHEAD COUNTY									
EQUITY	96	125	140	81	52	17	12	15	-15
DIVORCE	306	719	715	310	232	58	20	6	4
CUSTODY OR SUPPORT	400	721	565	556	415	94	47	8	156
RECIPROCAL IN	63	20	45	32	12	19	7	18	-25
RECIPROCAL OUT	0	5	5	0	0	0	0	0	0
PATERNITY	37	181	108	100	78	17	5	5	13
DOMESTIC ABUSE	57	131	112	76	56	20	0	0	19
OTHER	29	107	70	66	53	8	5	8	37
TOTALS FOR PERIOD	1038	2009	1820	1227	898	233	96	3	189

CRITTENDEN COUNTY									
EQUITY	72	145	134	83	55	20	8	10	11
DIVORCE	268	485	474	279	193	72	14	5	11
CUSTODY OR SUPPORT	236	372	351	257	160	34	63	25	21
RECIPROCAL IN	134	30	122	42	13	22	2	5	-92
RECIPROCAL OUT	0	20	20	0	0	0	0	0	0
PATERNITY	353	437	455	335	183	102	50	15	-18
DOMESTIC ABUSE	56	142	73	120	82	37	1	1	64
OTHER	47	82	50	79	55	16	8	10	32
TOTALS FOR PERIOD	1166	1713	1684	1195	746	303	146	12	29

GREENE COUNTY									
EQUITY	31	45	49	27	17	6	4	15	-4
DIVORCE	127	321	342	106	87	15	4	4	-21
CUSTODY OR SUPPORT	166	240	230	176	113	32	31	18	10
RECIPROCAL IN	7	4	5	5	1	2	2	40	-2
RECIPROCAL OUT	0	25	20	5	5	0	0	0	5
PATERNITY	14	60	40	34	34	0	0	0	20
DOMESTIC ABUSE	33	83	77	41	34	5	2	5	6
OTHER	13	34	39	2	6	2	0	0	-5
TOTALS FOR PERIOD	393	812	803	402	297	62	43	11	9

MISSISSIPPI COUNTY									
EQUITY	60	78	89	49	28	11	10	20	-11
DIVORCE	242	546	506	282	216	57	9	3	40
CUSTODY OR SUPPORT	176	317	313	182	128	35	19	10	4
RECIPROCAL IN	23	31	30	24	17	6	1	4	1
RECIPROCAL OUT	0	1	1	0	0	0	0	0	0
PATERNITY	120	388	282	226	181	34	11	5	106
DOMESTIC ABUSE	9	33	26	11	9	0	2	18	2
OTHER	36	48	41	43	22	11	10	23	7
TOTALS FOR PERIOD	668	1497	1348	817	601	154	62	8	149

CHANCERY CIRCUITS FROM 07/01/93 THROUGH 06/30/94

CIRCUIT AND COUNTY	CASES PENDING START	CASES FILED	CASES TERMINATED	CASES PENDING AT END	AGE OF ALL CASES PENDING			% OVER 2 YRS.	CHANGE IN CASES PENDING
					LESS 1 YR.	1-2 YRS.	OVER 2 YRS.		

POINSETT COUNTY									
EQUITY	33	23	37	19	11	6	2	11	-14
DIVORCE	154	302	303	153	97	39	17	11	-1
CUSTODY OR SUPPORT	110	132	148	144	100	35	9	6	34
RECIPROCAL IN	4	3	3	4	3	0	1	25	0
RECIPROCAL OUT	0	0	0	0	0	0	0	0	0
PATERNITY	37	72	49	60	47	12	1	2	23
DOMESTIC ABUSE	11	28	17	22	14	6	2	9	11
OTHER	17	28	33	12	7	3	2	17	-5
TOTALS FOR PERIOD	366	638	590	414	279	101	34	8	48

SECOND CIRCUIT									
EQUITY	306	439	475	270	171	62	37	14	-36
DIVORCE	1187	2554	2520	1221	897	255	69	6	34
CUSTODY OR SUPPORT	1102	1868	1631	1339	934	232	173	13	237
RECIPROCAL IN	233	91	209	115	52	50	13	11	-118
RECIPROCAL OUT	0	54	49	5	5	0	0	0	5
PATERNITY	612	1147	997	762	529	166	67	9	150
DOMESTIC ABUSE	170	485	377	278	203	68	7	3	108
OTHER	151	323	256	218	151	40	27	12	67
TOTALS FOR PERIOD	3761	6961	6514	4208	2942	873	393	9	447

THIRD CIRCUIT									

JACKSON COUNTY									
EQUITY	27	37	42	22		3	5	23	-5
DIVORCE	91	183	198	76	62	13	1	1	-15
CUSTODY OR SUPPORT	39	90	80	48	37	9	2	4	10
RECIPROCAL IN	3	1	3	1	0	1	0	0	-2
RECIPROCAL OUT	11	2	13	0	0	0	0	0	-11
PATERNITY	21	13	29	5	4	0	1	20	-16
DOMESTIC ABUSE	1	3	4	0	0	0	0	0	-1
OTHER	5	12	13	4	4	0	0	0	-1
TOTALS FOR PERIOD	197	341	382	156	121	26	9	6	-41

LAWRENCE COUNTY									
EQUITY	21	23	20	24	13	8	3	13	3
DIVORCE	86	165	170	81	64	15	2	2	-5
CUSTODY OR SUPPORT	4	2	5	1	0	1	0	0	-3
RECIPROCAL IN	8	3	6	5	3	2	0	0	-3
RECIPROCAL OUT	8	5	12	1	1	0	0	0	-7
PATERNITY	2	1	1	2	0	2	0	0	0
DOMESTIC ABUSE	0	0	0	0	0	0	0	0	0
OTHER	10	13	11	12	7	5	0	0	2
TOTALS FOR PERIOD	139	212	225	126	88	33	5	4	-13

CHANCERY CIRCUITS FROM 07/01/93 THROUGH 06/30/94

CIRCUIT AND COUNTY	CASES PENDING START	CASES FILED	CASES TERMINATED	CASES PENDING AT END	AGE OF ALL CASES PENDING			% OVER 2 YRS.	CHANGE IN CASES PENDING
					LESS 1 YR.	1-2 YRS.	OVER 2 YRS.		

RANDOLPH COUNTY									
EQUITY	20	32	32	20	12	5	3	15	0
DIVORCE	78	184	195	67	55	9	3	4	-11
CUSTODY OR SUPPORT	44	111	93	62	48	12	2	3	18
RECIPROCAL IN	4	4	4	4	3	1	0	0	0
RECIPROCAL OUT	19	1	1	1	1	0	0	0	-18
PATERNITY	1	2	2	1	0	0	1	100	0
DOMESTIC ABUSE	0	3	0	3	3	0	0	0	3
OTHER	20	15	14	21	10	7	4	19	1
TOTALS FOR PERIOD	186	352	359	179	132	34	13	7	-7

SHARP COUNTY									
EQUITY	32	34	41	25	16	6	3	12	-7
DIVORCE	75	150	151	74	60	13	1	1	-1
CUSTODY OR SUPPORT	44	60	43	56	37	12	7	13	12
RECIPROCAL IN	0	0	0	0	0	0	0	0	0
RECIPROCAL OUT	0	1	1	0	0	0	0	0	0
PATERNITY	0	1	0	1	1	0	0	0	1
DOMESTIC ABUSE	0	0	0	0	0	0	0	0	0
OTHER	9	10	11	8	2	4	2	25	-1
TOTALS FOR PERIOD	160	255	252	164	116	35	13	8	4

THIRD CIRCUIT									
EQUITY	100	126	135	91	55	22	14	15	-9
DIVORCE	330	692	714	298	241	50	7	2	-32
CUSTODY OR SUPPORT	130	263	226	167	122	34	11	7	37
RECIPROCAL IN	15	8	13	10	6	4	0	0	-5
RECIPROCAL OUT	38	9	45	2	2	0	0	0	-36
PATERNITY	24	17	32	9	5	2	2	22	-15
DOMESTIC ABUSE	1	6	4	3	3	0	0	0	2
OTHER	44	50	49	45	23	16	6	13	1
TOTALS FOR PERIOD	682	1161	1213	625	457	128	40	6	-57

FOURTH CIRCUIT									

MADISON COUNTY DIVISION 01									
EQUITY	6	15	14	7	6	1	0	0	1
DIVORCE	17	51	51	17	17	0	0	0	0
CUSTODY OR SUPPORT	7	34	29	12	11	1	0	0	5
RECIPROCAL IN	1	5	5	1	0	1	0	0	0
RECIPROCAL OUT	0	1	1	0	0	0	0	0	0
PATERNITY	0	0	0	0	0	0	0	0	0
DOMESTIC ABUSE	1	6	5	2	2	0	0	0	1
OTHER	4	3	7	0	0	0	0	0	-4
TOTALS FOR PERIOD	36	115	112	39	36	3	0	0	3

CHANCERY CIRCUITS FROM 07/01/93 THROUGH 06/30/94

CIRCUIT AND COUNTY	CASES PENDING START	CASES FILED	CASES TERMINATED	CASES PENDING AT END	AGE OF ALL CASES LESS 1 YR.	1-2 YRS.	PENDING OVER 2 YRS.	% OVER 2 YRS.	CHANGE IN CASES PENDING

MADISON COUNTY	DIVISION 02								
EQUITY	3	14	16	6	6	0	0	0	-2
DIVORCE	21	56	65	11	11	0	0	0	-10
CUSTODY OR SUPPORT	5	32	37	7	7	0	0	0	2
RECIPROCAL IN	0	3	2	1	1	0	0	0	1
RECIPROCAL OUT	0	3	3	0	0	0	0	0	0
PATERNITY	0	0	0	0	0	0	0	0	0
DOMESTIC ABUSE	0	5	5	0	0	0	0	0	0
OTHER	0	4	4	0	0	0	0	0	0
TOTALS FOR PERIOD	34	124	133	25	25	0	0	0	-9

MADISON COUNTY	DIVISION 01								
EQUITY	14	29	30	13	12	1	0	0	-1
DIVORCE	38	107	117	28	28	0	0	0	-10
CUSTODY OR SUPPORT	12	73	66	19	18	1	0	0	7
RECIPROCAL IN	1	8	7	2	1	1	0	0	1
RECIPROCAL OUT	0	4	4	0	0	0	0	0	0
PATERNITY	0	0	0	0	0	0	0	0	0
DOMESTIC ABUSE	1	11	10	2	2	0	0	0	1
OTHER	4	7	11	0	0	0	0	0	-4
TOTALS FOR PERIOD	70	239	245	64	61	3	0	0	-6

WASHINGTON COUNTY	DIVISION 01								
EQUITY	52	88	93	47	39	7	1	2	-5
DIVORCE	164	720	656	228	223	5	0	0	64
CUSTODY OR SUPPORT	123	334	346	116	106	8	2	2	-12
RECIPROCAL IN	17	37	49	5	5	0	0	0	-12
RECIPROCAL OUT	1	22	21	2	2	0	0	0	1
PATERNITY	0	0	0	0	0	0	0	0	0
DOMESTIC ABUSE	15	91	94	12	9	2	1	3	-3
OTHER	14	62	49	27	24	3	0	0	13
TOTALS FOR PERIOD	391	1354	1308	437	408	25	4	1	46

WASHINGTON COUNTY	DIVISION 02								
EQUITY	56	136	161	31	29	1	1	3	-25
DIVORCE	208	732	796	144	143	1	0	0	-64
CUSTODY OR SUPPORT	110	341	375	76	70	5	1	1	-34
RECIPROCAL IN	11	15	24	2	2	0	0	0	-9
RECIPROCAL OUT	0	22	22	0	0	0	0	0	0
PATERNITY	0	1	1	0	0	0	0	0	0
DOMESTIC ABUSE	3	76	79	0	0	0	0	0	-3
OTHER	13	71	68	16	16	0	0	0	3
TOTALS FOR PERIOD	401	1394	1526	269	260	7	2	1	-132

CHANCERY CIRCUITS FROM 07/01/93 THROUGH 06/30/94

CIRCUIT AND COUNTY	CASES PENDING START	CASES FILED	CASES TERMINATED	CASES PENDING AT END	AGE OF ALL CASES LESS 1 YR.	1-2 YRS.	PENDING OVER 2 YRS.	% OVER 2 YRS.	CHANGE IN CASES PENDING

WASHINGTON COUNTY									
EQUITY	103	224	254	78	68	8	2	3	-30
DIVORCE	372	1452	1452	372	366	6	0	0	0
CUSTODY OR SUPPORT	230	675	721	192	176	13	3	2	-46
RECIPROCAL IN	28	52	73	7	7	0	0	0	-21
RECIPROCAL OUT	1	44	43	2	2	0	0	0	1
PATERNITY	0	1	1	0	0	0	0	0	0
DOMESTIC ABUSE	13	167	173	12	9	2	1	3	-6
OTHER	27	133	117	43	40	3	0	0	16
TOTALS FOR PERIOD	792	2748	2834	706	568	32	6	1	-86

FOURTH CIRCUIT									
EQUITY	122	253	284	91	80	9	2	2	-31
DIVORCE	410	1559	1569	400	394	6	0	0	-10
CUSTODY OR SUPPORT	250	743	737	211	194	14	3	1	-39
RECIPROCAL IN	29	60	80	9	8	1	0	0	-20
RECIPROCAL OUT	1	48	47	2	2	0	0	0	1
PATERNITY	0	1	1	0	0	0	0	0	0
DOMESTIC ABUSE	19	178	183	14	11	2	1	7	-5
OTHER	31	140	128	43	40	3	0	0	12
TOTALS FOR PERIOD	862	2987	3079	770	729	35	6	1	-92

FIFTH CIRCUIT									

FRANKLIN COUNTY									
EQUITY	40	15	10	48	15	4	29	60	8
DIVORCE	157	171	162	166	67	22	77	46	9
CUSTODY OR SUPPORT	21	17	11	27	12	4	11	41	6
RECIPROCAL IN	4	7	4	7	4	0	3	43	3
RECIPROCAL OUT	3	5	5	3	0	1	2	67	0
PATERNITY	13	23	15	21	12	1	8	38	8
DOMESTIC ABUSE	1	2	2	1	0	0	1	100	0
OTHER	27	9	11	25	3	5	17	68	-2
TOTALS FOR PERIOD	266	252	220	298	113	37	148	50	32

JOHNSON COUNTY									
EQUITY	43	21	51	13	6	0	7	54	-30
DIVORCE	180	236	288	128	101	19	8	6	-52
CUSTODY OR SUPPORT	15	9	17	7	6	1	0	0	-8
RECIPROCAL IN	23	0	20	3	0	1	2	67	-20
RECIPROCAL OUT	1	1	2	0	0	0	0	0	-1
PATERNITY	2	0	2	0	0	0	0	0	-2
DOMESTIC ABUSE	4	0	4	0	0	0	0	0	-4
OTHER	30	20	33	17	9	6	2	12	-13
TOTALS FOR PERIOD	298	287	417	168	122	27	19	11	-130

CHANCERY CIRCUITS FROM 07/01/93 THROUGH 05/30/94

CIRCUIT AND COUNTY	CASES PENDING START	CASES FILED	CASES TERMINATED	CASES PENDING AT END	AGE OF ALL CASES PENDING			% OVER 2 YRS.	CHANGE IN CASES PENDING
					LESS 1 YR.	1-2 YRS.	OVER 2 YRS.		

POPE COUNTY									
EQUITY	48	55	54	49	26	10	13	27	1
DIVORCE	347	506	516	397	245	84	63	17	50
CUSTODY OR SUPPORT	10	6	4	12	3	6	3	25	2
RECIPROCAL IN	10	7	9	8	2	5	1	13	-2
RECIPROCAL OUT	1	0	0	1	0	1	0	0	0
PATERNITY	0	0	0	0	0	0	0	0	0
DOMESTIC ABUSE	3	5	3	5	2	0	3	60	2
OTHER	34	70	48	56	36	11	9	16	22
TOTALS FOR PERIOD	453	709	634	528	314	117	97	18	75

FIFTH CIRCUIT									
EQUITY	131	94	115	110	47	14	49	45	-21
DIVORCE	684	973	966	691	413	125	153	22	7
CUSTODY OR SUPPORT	46	32	32	46	21	11	14	30	0
RECIPROCAL IN	37	14	33	18	6	6	6	33	-19
RECIPROCAL OUT	5	6	7	4	0	2	2	50	-1
PATERNITY	15	23	17	21	12	1	8	38	6
DOMESTIC ABUSE	8	7	9	6	2	0	4	67	-2
OTHER	91	99	92	98	48	22	28	29	7
TOTALS FOR PERIOD	1017	1248	1271	994	549	131	264	27	-23

SIXTH CIRCUIT									

PERRY COUNTY									
EQUITY	35	14	26	23	6	3	14	61	-12
DIVORCE	70	104	106	68	45	16	7	10	-2
CUSTODY OR SUPPORT	38	38	42	34	15	8	11	32	-4
RECIPROCAL IN	2	2	3	1	1	0	0	0	-1
RECIPROCAL OUT	0	2	0	2	2	0	0	0	2
PATERNITY	11	16	14	13	11	1	1	8	2
DOMESTIC ABUSE	4	25	16	13	10	2	1	8	9
OTHER	9	17	14	12	6	4	2	17	3
TOTALS FOR PERIOD	169	218	221	166	96	34	36	22	-3

PULASKI COUNTY DIVISION 01									
EQUITY	61	106	102	65	43	9	13	20	4
DIVORCE	234	587	580	241	220	18	3	1	7
CUSTODY OR SUPPORT	93	322	302	113	104	9	0	0	20
RECIPROCAL IN	1	18	9	10	10	0	0	0	9
RECIPROCAL OUT	0	23	22	1	1	0	0	0	1
PATERNITY	2	2	4	0	0	0	0	0	-2
DOMESTIC ABUSE	25	192	192	26	23	2	1	4	0
OTHER	92	175	191	76	52	18	6	8	-16
TOTALS FOR PERIOD	509	1425	1402	532	453	56	23	4	23

CHANCERY CIRCUITS FROM 07/01/93 THROUGH 06/30/94

CIRCUIT AND COUNTY	CASES PENDING START	CASES FILED	CASES TERMINATED	CASES PENDING AT END	AGE OF ALL CASES LESS 1 YR.	1-2 YRS.	PENDING OVER 2 YRS.	% OVER 2 YRS.	CHANGE IN CASES PENDING

PULASKI COUNTY	DIVISION 02								
EQUITY	69	97	112	54	39	4	11	20	-15
DIVORCE	272	538	597	261	236	24	1	0	-11
CUSTODY OR SUPPORT	172	391	424	139	126	12	1	1	-33
RECIPROCAL IN	15	23	31	7	6	1	0	0	-8
RECIPROCAL OUT	1	23	27	2	1	1	0	0	1
PATERNITY	1	1	1	1	1	0	0	0	0
DOMESTIC ABUSE	29	171	166	34	34	0	0	0	5
OTHER	62	169	151	30	65	12	3	4	18
TOTALS FOR PERIOD	621	1468	1511	578	508	54	16	3	-43

PULASKI COUNTY	DIVISION 03								
EQUITY	51	91	101	41	34	7	0	0	-10
DIVORCE	233	593	572	254	238	15	1	0	21
CUSTODY OR SUPPORT	138	399	396	151	139	11	1	1	13
RECIPROCAL IN	9	14	13	5	5	0	0	0	-4
RECIPROCAL OUT	0	21	20	1	1	0	0	0	1
PATERNITY	4	1	5	0	0	0	0	0	-4
DOMESTIC ABUSE	23	181	184	20	20	0	0	0	-3
OTHER	84	169	175	78	65	12	1	1	-6
TOTALS FOR PERIOD	542	1409	1461	550	502	45	3	1	8

PULASKI COUNTY	DIVISION 04								
EQUITY	48	85	95	38	33	5	0	0	-10
DIVORCE	243	576	616	203	198	5	0	0	-40
CUSTODY OR SUPPORT	113	340	352	101	101	0	0	0	-12
RECIPROCAL IN	11	22	27	6	6	0	0	0	-5
RECIPROCAL OUT	0	23	22	1	1	0	0	0	1
PATERNITY	2	0	2	0	0	0	0	0	-2
DOMESTIC ABUSE	14	194	190	18	18	0	0	0	4
OTHER	66	136	153	44	42	2	0	0	-22
TOTALS FOR PERIOD	497	1376	1462	411	399	12	0	0	-86

PULASKI COUNTY	DIVISION 05								
EQUITY	52	87	86	53	39	9	5	9	1
DIVORCE	227	573	586	214	200	14	0	0	-13
CUSTODY OR SUPPORT	140	410	412	138	127	11	0	0	-2
RECIPROCAL IN	13	17	27	3	3	0	0	0	-10
RECIPROCAL OUT	0	37	35	2	2	0	0	0	2
PATERNITY	2	1	2	1	1	0	0	0	-1
DOMESTIC ABUSE	10	172	171	11	11	0	0	0	1
OTHER	62	190	197	55	49	5	1	2	-7
TOTALS FOR PERIOD	506	1487	1516	477	432	39	6	1	-29

CHANCERY CIRCUITS FROM 07/01/93 THROUGH 06/30/94

CIRCUIT AND COUNTY	CASES PENDING START	CASES FILED	CASES TERMI-NATED	CASES PENDING AT END	AGE OF ALL CASES LESS 1 YR.	PENDING 1-2 YRS.	OVER 2 YRS.	% OVER 2 YRS.	CHANGE IN CASES PENDING

PULASKI COUNTY	DIVISION 06								
EQUITY	35	95	90	40	37	2	1	3	5
DIVORCE	232	573	620	190	136	4	0	0	-42
CUSTODY OR SUPPORT	117	312	339	90	87	3	0	0	-27
RECIPROCAL IN	13	20	23	5	5	0	0	0	-8
RECIPROCAL OUT	0	29	29	0	0	0	0	0	0
PATERNITY	1	2	3	0	0	0	0	0	-1
DOMESTIC ABUSE	10	192	196	6	6	0	0	0	-4
OTHER	37	156	135	58	54	4	0	0	21
TOTALS FOR PERIOD	445	1384	1440	389	375	13	1	0	-56

PULASKI COUNTY	DIVISION 07								
EQUITY	0	0	0	0	0	0	0	0	0
DIVORCE	0	0	0	0	0	0	0	0	0
CUSTODY OR SUPPORT	167	304	262	209	166	37	6	3	42
RECIPROCAL IN	3	26	9	20	13	2	0	0	17
RECIPROCAL OUT	0	41	40	1	1	0	0	0	1
PATERNITY	70	309	145	234	199	27	8	3	164
DOMESTIC ABUSE	0	0	0	0	0	0	0	0	0
OTHER	1	2	1	2	1	1	0	0	1
TOTALS FOR PERIOD	241	682	457	466	385	67	14	3	225

PULASKI COUNTY	DIVISION 08								
EQUITY	0	0	0	0	0	0	0	0	0
DIVORCE	0	0	0	0	0	0	0	0	0
CUSTODY OR SUPPORT	153	286	223	216	180	25	11	5	63
RECIPROCAL IN	5	33	11	27	24	3	0	0	22
RECIPROCAL OUT	3	30	30	3	2	0	1	33	0
PATERNITY	80	329	161	248	205	36	7	3	168
DOMESTIC ABUSE	0	0	0	0	0	0	0	0	0
OTHER	1	1	2	0	0	0	0	0	-1
TOTALS FOR PERIOD	242	679	427	494	411	64	19	4	252

PULASKI COUNTY	DIVISION 09								
EQUITY	0	0	0	0	0	0	0	0	0
DIVORCE	2	17	9	10	9	1	0	0	8
CUSTODY OR SUPPORT	122	371	356	137	130	7	0	0	15
RECIPROCAL IN	29	33	36	26	26	0	0	0	-3
RECIPROCAL OUT	1	54	54	1	1	0	0	0	0
PATERNITY	428	293	560	161	141	17	3	2	-267
DOMESTIC ABUSE	6	47	51	2	2	0	0	0	-4
OTHER	6	20	21	5	4	1	0	0	-1
TOTALS FOR PERIOD	594	835	1087	342	313	26	3	1	-252

CHANCERY CIRCUITS FROM 07/01/93 THROUGH 06/30/94

CIRCUIT AND COUNTY	CASES PENDING START	CASES FILED	CASES TERMINATED	CASES PENDING AT END	AGE OF ALL CASES LESS 1 YR.	1-2 YRS.	PENDING OVER 2 YRS.	% OVER 2 YRS.	CHANGE IN CASES PENDING

PULASKI COUNTY	DIVISION 10								
EQUITY	0	0	0	0	0	0	0	0	0
DIVORCE	0	0	0	0	0	0	0	0	0
CUSTODY OR SUPPORT	15	265	108	172	164	8	0	0	157
RECIPROCAL IN	10	34	19	25	21	4	0	0	15
RECIPROCAL OUT	0	48	45	0	0	0	0	0	0
PATERNITY	273	327	295	305	198	107	0	0	32
DOMESTIC ABUSE	1	0	1	0	0	0	0	0	-1
OTHER	0	2	1	1	1	0	0	0	1
TOTALS FOR PERIOD	299	676	472	503	384	119	0	0	204

PULASKI COUNTY	DIVISION 10								
EQUITY	316	561	586	291	225	36	30	10	-25
DIVORCE	1443	3512	3582	1373	1287	81	5	0	-70
CUSTODY OR SUPPORT	1230	3400	3154	1466	1324	123	19	1	236
RECIPROCAL IN	109	240	215	134	124	10	0	0	25
RECIPROCAL OUT	5	334	327	12	10	1	1	8	7
PATERNITY	853	1265	1173	950	745	187	18	2	87
DOMESTIC ABUSE	119	1149	1151	117	114	2	1	1	-2
OTHER	411	1020	1032	399	333	55	11	3	-12
TOTALS FOR PERIOD	4496	11481	11235	4742	4162	495	85	2	246

SIXTH CIRCUIT	DIVISION 10								
EQUITY	351	575	612	314	231	39	44	14	-37
DIVORCE	1513	3616	3683	1441	1332	97	12	1	-72
CUSTODY OR SUPPORT	1268	3438	3205	1500	1339	131	30	2	232
RECIPROCAL IN	111	242	218	135	125	10	0	0	24
RECIPROCAL OUT	5	336	327	14	12	1	1	7	9
PATERNITY	374	1221	1192	963	756	188	19	2	89
DOMESTIC ABUSE	123	1174	1167	130	124	4	2	2	7
OTHER	420	1037	1046	411	339	59	13	3	-9
TOTALS FOR PERIOD	4665	11699	11456	4908	4258	529	121	2	243

SEVENTH CIRCUIT	DIVISION 01								
GRANT COUNTY	DIVISION 01								
EQUITY	16	9	17	8	6	2	0	0	-9
DIVORCE	29	47	44	32	24	1	7	22	3
CUSTODY OR SUPPORT	30	30	29	31	24	5	2	6	1
RECIPROCAL IN	0	1	0	1	1	0	0	0	1
RECIPROCAL OUT	0	0	0	0	0	0	0	0	0
PATERNITY	0	3	0	3	3	0	0	0	3
DOMESTIC ABUSE	2	12	6	8	6	2	0	0	6
OTHER	3	6	6	3	3	0	0	0	0
TOTALS FOR PERIOD	80	108	102	86	67	10	9	10	6

CHANCERY CIRCUITS FROM 07/01/93 THROUGH 06/30/94

CIRCUIT AND COUNTY	CASES PENDING START	CASES FILED	CASES TERMINATED	CASES PENDING AT END	AGE OF ALL CASES PENDING LESS			% OVER 2 YRS.	CHANGE IN CASES PENDING
					1 YR.	1-2 YRS.	2 YRS.		

GRANT COUNTY	DIVISION 02								
EQUITY	13	13	12	14	9	5	0	0	1
DIVORCE	48	87	91	44	29	12	3	7	-4
CUSTODY OR SUPPORT	8	39	17	30	26	3	1	3	22
RECIPROCAL IN	2	0	1	1	0	1	0	0	-1
RECIPROCAL OUT	0	0	0	0	0	0	0	0	0
PATERNITY	5	9	5	9	6	2	1	11	4
DOMESTIC ABUSE	3	8	6	5	4	1	0	0	2
OTHER	5	9	10	4	2	2	0	0	-1
TOTALS FOR PERIOD	84	165	142	107	76	26	5	5	23

GRANT COUNTY	DIVISION 03								
EQUITY	2	0	0	2	0	0	2	100	0
DIVORCE	1	2	2	1	1	0	0	0	0
CUSTODY OR SUPPORT	15	2	4	13	1	5	7	54	-2
RECIPROCAL IN	5	0	1	4	0	3	1	25	-1
RECIPROCAL OUT	0	0	0	0	0	0	0	0	0
PATERNITY	10	0	3	7	0	1	6	86	-3
DOMESTIC ABUSE	17	12	24	5	3	1	1	20	-12
OTHER	0	0	0	0	0	0	0	0	0
TOTALS FOR PERIOD	50	16	34	32	5	10	17	53	-18

GRANT COUNTY	DIVISION 04								
EQUITY	31	22	29	24	15	7	2	8	-7
DIVORCE	78	136	137	77	54	13	10	13	-1
CUSTODY OR SUPPORT	53	71	50	74	51	13	10	14	21
RECIPROCAL IN	7	1	2	6	1	4	1	17	-1
RECIPROCAL OUT	0	0	0	0	0	0	0	0	0
PATERNITY	15	12	8	19	9	3	7	37	4
DOMESTIC ABUSE	22	32	36	18	13	4	1	6	-4
OTHER	8	15	16	7	5	2	0	0	-1
TOTALS FOR PERIOD	214	289	278	225	148	46	31	14	11

HOT SPRING COUNTY	DIVISION 01								
EQUITY	23	8	18	13	6	5	2	15	-10
DIVORCE	37	66	63	40	31	6	3	8	3
CUSTODY OR SUPPORT	24	15	30	9	6	2	1	11	-15
RECIPROCAL IN	0	0	0	0	0	0	0	0	0
RECIPROCAL OUT	0	0	0	0	0	0	0	0	0
PATERNITY	0	0	0	0	0	0	0	0	0
DOMESTIC ABUSE	0	3	0	3	3	0	0	0	3
OTHER	1	5	4	2	1	1	0	0	1
TOTALS FOR PERIOD	25	97	115	67	47	14	6	9	-18

CHANCEPY CIRCUITS FROM 07/01/93 THROUGH 06/30/94

CIRCUIT AND COUNTY	CASES PENDING START	CASES FILED	CASES TERMINATED	CASES PENDING AT END	AGE OF ALL CASES LESS 1 YR.	AGE OF ALL CASES 1-2 YRS.	AGE OF ALL CASES PENDING OVER 2 YRS.	% OVER 2 YRS.	CHANGE IN CASES PENDING

HOT SPRING COUNTY	DIVISION 02								
EQUITY	23	39	21	41	28	12	1	2	18
DIVORCE	81	242	219	104	93	10	1	1	23
CUSTODY OR SUPPORT	45	47	47	45	33	12	0	0	0
RECIPROCAL IN	6	1	0	7	1	6	0	0	1
RECIPROCAL OUT	0	0	0	0	0	0	0	0	0
PATERNITY	16	50	42	24	17	7	0	0	8
DOMESTIC ABUSE	0	3	1	2	2	0	0	0	2
OTHER	3	13	11	5	5	0	0	0	2
TOTALS FOR PERIOD	174	395	341	228	179	47	2	1	54

HOT SPRING COUNTY	DIVISION 03								
EQUITY	0	1	1	0	0	0	0	0	0
DIVORCE	4	2	3	3	2	1	0	0	-1
CUSTODY OR SUPPORT	35	9	17	27	5	15	7	26	-8
RECIPROCAL IN	6	0	1	5	0	5	0	0	-1
RECIPROCAL OUT	0	0	0	0	0	0	0	0	0
PATERNITY	9	0	1	8	0	2	6	75	-1
DOMESTIC ABUSE	10	34	24	20	13	4	3	15	10
OTHER	0	1	1	0	0	0	0	0	0
TOTALS FOR PERIOD	64	47	43	63	20	27	16	25	-1

HOT SPRING COUNTY									
EQUITY	46	48	40	54	34	17	3	6	9
DIVORCE	122	310	285	147	126	17	4	3	25
CUSTODY OR SUPPORT	104	71	94	81	44	29	8	10	-23
RECIPROCAL IN	12	1	1	12	1	11	0	0	0
RECIPROCAL OUT	0	0	0	0	0	0	0	0	0
PATERNITY	25	50	43	32	17	9	6	19	7
DOMESTIC ABUSE	10	40	25	25	13	4	3	12	15
OTHER	4	19	10	7	6	1	0	0	3
TOTALS FOR PERIOD	323	539	504	358	246	98	24	7	35

SALINE COUNTY	DIVISION 01								
EQUITY	93	107	145	55	39	10	6	11	-38
DIVORCE	253	605	573	285	256	21	8	3	32
CUSTODY OR SUPPORT	95	158	130	123	88	26	9	7	28
RECIPROCAL IN	0	0	0	0	0	0	0	0	0
RECIPROCAL OUT	0	1	1	0	0	0	0	0	0
PATERNITY	1	10	3	8	8	0	0	0	7
DOMESTIC ABUSE	1	42	28	15	15	0	0	0	14
OTHER	30	106	79	57	52	4	1	2	27
TOTALS FOR PERIOD	473	1029	959	543	458	61	24	4	70

CHANCERY CIRCUITS FROM 07/01/93 THROUGH 06/30/94

CIRCUIT AND COUNTY	CASES PENDING START	CASES FILED	CASES TERMI-NATED	CASES PENDING AT END	AGE OF ALL CASES PENDING LESS			% OVER 2 YRS.	CHANGE IN CASES PENDING
					1 YR.	1-2 YRS.	2 YRS.		

SALINE COUNTY DIVISION 02									
EQUITY	17	1	5	13	1	3	9	69	-4
DIVORCE	62	2	24	40	1	20	19	48	-22
CUSTODY OR SUPPORT	35	42	34	43	20	12	11	26	3
RECIPROCAL IN	1	0	0	1	0	0	1	100	0
RECIPROCAL OUT	0	0	0	0	0	0	0	0	0
PATERNITY	0	0	0	0	0	0	0	0	0
DOMESTIC ABUSE	1	0	0	1	0	0	1	100	0
OTHER	9	1	3	7	1	3	3	43	-2
TOTALS FOR PERIOD	125	46	66	105	23	38	44	42	-20

SALINE COUNTY DIVISION 03									
EQUITY	4	3	3	4	2	2	0	0	0
DIVORCE	67	103	127	48	35	7	6	13	-19
CUSTODY OR SUPPORT	190	313	323	175	129	35	11	6	-15
RECIPROCAL IN	9	2	9	2	1	0	1	50	-7
RECIPROCAL OUT	1	0	1	0	0	0	0	0	-1
PATERNITY	57	101	110	48	34	11	3	6	-9
DOMESTIC ABUSE	18	60	51	27	22	4	1	4	9
OTHER	4	12	9	13	11	1	1	8	9
TOTALS FOR PERIOD	350	610	643	317	234	60	23	7	-33

SALINE COUNTY									
EQUITY	114	116	153	72	42	15	15	21	-42
DIVORCE	382	715	724	373	292	48	33	9	-9
CUSTODY OR SUPPORT	320	513	492	341	237	73	31	9	21
RECIPROCAL IN	10	2	9	3	1	0	2	67	-7
RECIPROCAL OUT	1	1	2	0	0	0	0	0	-1
PATERNITY	58	111	113	56	42	11	3	5	-2
DOMESTIC ABUSE	20	102	79	43	37	4	2	5	23
OTHER	43	125	91	77	64	8	5	6	34
TOTALS FOR PERIOD	948	1685	1668	965	715	159	91	9	17

SEVENTH CIRCUIT									
EQUITY	191	186	227	150	91	39	20	13	-41
DIVORCE	582	1161	1146	597	472	78	47	8	15
CUSTODY OR SUPPORT	477	655	636	496	332	115	49	10	19
RECIPROCAL IN	29	4	12	21	3	15	3	14	-8
RECIPROCAL OUT	1	1	2	0	0	0	0	0	-1
PATERNITY	98	173	164	107	68	23	16	15	9
DOMESTIC ABUSE	52	174	140	86	63	12	6	7	34
OTHER	55	159	123	91	75	11	5	5	36
TOTALS FOR PERIOD	1435	2513	2450	1548	1109	293	146	9	63

CHANCERY CIRCUITS FROM 07/01/93 THROUGH 06/30/94

CIRCUIT AND COUNTY	CASES PENDING START	CASES FILED	CASES TERMINATED	CASES PENDING AT END	AGE OF ALL CASES LESS 1 YR.	AGE OF ALL CASES 1 2 YRS.	PENDING OVER 2 YRS.	% OVER 2 YRS.	CHANGE IN CASES PENDING

EIGHTH CIRCUIT									

HEMPSTEAD COUNTY	DIVISION 01								
EQUITY	13	8	15	6	5	0	1	17	-7
DIVORCE	43	45	62	26	17	5	4	15	-17
CUSTODY OR SUPPORT	35	55	60	30	22	5	3	10	-5
RECIPROCAL IN	3	4	5	2	2	0	0	0	-1
RECIPROCAL OUT	4	0	1	3	0	3	0	0	-1
PATERNITY	17	33	31	19	14	5	0	0	2
DOMESTIC ABUSE	3	10	5	3	6	2	0	0	5
OTHER	10	2	10	8	2	1	5	63	-2
TOTALS FOR PERIOD	125	163	199	102	65	21	13	13	-26

HEMPSTEAD COUNTY	DIVISION 02								
EQUITY	11	7	13	5	1	2	2	40	-6
DIVORCE	42	42	51	29	16	5	8	28	-19
CUSTODY OR SUPPORT	59	53	79	33	16	10	7	21	-26
RECIPROCAL IN	3	1	3	1	0	1	0	0	-2
RECIPROCAL OUT	3	1	4	2	0	2	0	0	-3
PATERNITY	14	27	27	14	10	3	1	7	0
DOMESTIC ABUSE	5	9	6	8	4	4	0	0	3
OTHER	5	6	9	3	3	0	0	0	-3
TOTALS FOR PERIOD	151	146	202	95	50	27	18	19	-56

HEMPSTEAD COUNTY	DIVISION 03								
EQUITY	5	3	5	8	4	3	1	13	3
DIVORCE	19	48	47	20	16	4	0	0	1
CUSTODY OR SUPPORT	22	48	39	31	19	8	4	13	9
RECIPROCAL IN	2	2	3	1	0	1	0	0	-1
RECIPROCAL OUT	2	5	4	3	1	2	0	0	1
PATERNITY	22	31	36	17	9	6	2	12	-5
DOMESTIC ABUSE	3	12	7	8	6	2	0	0	5
OTHER	3	7	4	6	6	0	0	0	3
TOTALS FOR PERIOD	78	161	145	94	61	26	7	7	16

HEMPSTEAD COUNTY	DIVISION 04								
EQUITY	5	3	4	9	5	1	3	33	4
DIVORCE	24	36	34	26	18	7	1	4	2
CUSTODY OR SUPPORT	70	63	79	59	23	14	22	37	-11
RECIPROCAL IN	3	2	1	4	1	0	3	75	1
RECIPROCAL OUT	12	0	2	10	0	2	8	80	-2
PATERNITY	50	21	30	41	9	0	32	78	-9
DOMESTIC ABUSE	1	3	2	7	6	1	0	0	6
OTHER	2	4	2	4	2	1	1	25	2
TOTALS FOR PERIOD	167	147	154	160	64	26	70	44	-7

CHANCERY CIRCUITS FROM 07/01/93 THROUGH 06/30/94

CIRCUIT AND COUNTY	CASES PENDING START	CASES FILED	CASES TERMINATED	CASES PENDING AT END	AGE OF ALL CASES PENDING LESS			% OVER 2 YRS.	CHANGE IN CASES PENDING
					1 YR.	1-2 YRS.	2 YRS.		

HEMPSTEAD COUNTY									
EQUITY	34	31	37	25	15	6	7	25	-6
DIVORCE	134	171	204	101	67	21	13	13	-33
CUSTODY OR SUPPORT	186	224	257	153	80	37	36	24	-33
RECIPROCAL IN	11	9	12	3	3	2	3	38	-3
RECIPROCAL OUT	23	6	11	18	1	9	8	44	-5
PATERNITY	103	112	124	91	42	14	35	38	-12
DOMESTIC ABUSE	12	39	20	31	22	9	0	0	19
OTHER	21	25	25	21	13	2	6	29	0
TOTALS FOR PERIOD	524	617	693	451	243	100	108	24	-73

LAFAYETTE COUNTY DIVISION 01									
EQUITY	2	3	2	3	3	0	0	0	1
DIVORCE	14	29	27	16	14	2	0	0	2
CUSTODY OR SUPPORT	14	46	42	18	16	1	1	6	4
RECIPROCAL IN	0	0	0	0	0	0	0	0	0
RECIPROCAL OUT	0	0	0	0	0	0	0	0	0
PATERNITY	13	9	19	3	2	1	0	0	-10
DOMESTIC ABUSE	0	0	0	0	0	0	0	0	0
OTHER	6	3	4	5	2	2	1	20	-1
TOTALS FOR PERIOD	47	90	94	45	37	6	2	4	-4

LAFAYETTE COUNTY DIVISION 02									
EQUITY	5	2	4	3	2	1	0	0	-2
DIVORCE	14	15	25	4	3	1	0	0	-10
CUSTODY OR SUPPORT	20	48	47	21	19	2	0	0	1
RECIPROCAL IN	0	0	0	0	0	0	0	0	0
RECIPROCAL OUT	0	0	0	0	0	0	0	0	0
PATERNITY	11	10	16	5	4	1	0	0	-6
DOMESTIC ABUSE	0	1	1	0	0	0	0	0	0
OTHER	3	4	5	2	2	0	0	0	-1
TOTALS FOR PERIOD	53	80	98	35	30	5	0	0	-18

LAFAYETTE COUNTY DIVISION 03									
EQUITY	3	4	2	5	3	2	0	0	2
DIVORCE	4	26	15	15	13	1	1	7	11
CUSTODY OR SUPPORT	9	30	27	12	7	5	0	0	3
RECIPROCAL IN	0	0	0	0	0	0	0	0	0
RECIPROCAL OUT	0	0	0	0	0	0	0	0	0
PATERNITY	12	21	21	12	12	0	0	0	0
DOMESTIC ABUSE	0	2	2	0	0	0	0	0	0
OTHER	1	4	2	3	3	0	0	0	2
TOTALS FOR PERIOD	29	87	69	47	38	8	1	2	18

CHANCERY CIRCUITS FROM 07/01/93 THROUGH 06/30/94

CIRCUIT AND COUNTY	CASES PENDING START	CASES FILED	CASES TERMINATED	CASES PENDING AT END	AGE OF ALL CASES LESS 1 YR.	1-2 YRS.	PENDING OVER 2 YRS.	% OVER 2 YRS.	CHANGE IN CASES PENDING

LAFAYETTE COUNTY	DIVISION 04								
EQUITY	0	2	0	2	2	0	0	0	2
DIVORCE	3	4	4	3	1	1	1	33	0
CUSTODY OR SUPPORT	35	19	35	16	13	1	2	13	-19
RECIPROCAL IN	1	0	1	0	0	0	0	0	-1
RECIPROCAL OUT	0	0	0	0	0	0	0	0	0
PATERNITY	5	3	5	2	2	0	0	0	-3
DOMESTIC ABUSE	0	1	0	1	1	0	0	0	1
OTHER	0	0	0	0	0	0	0	0	0
TOTALS FOR PERIOD	44	29	49	24	19	2	3	13	-20

LAFAYETTE COUNTY	DIVISION 04								
EQUITY	10	11	3	13	10	3	0	0	3
DIVORCE	35	74	71	38	31	5	2	5	3
CUSTODY OR SUPPORT	73	143	154	67	55	9	3	4	-11
RECIPROCAL IN	1	0	1	0	0	0	0	0	-1
RECIPROCAL OUT	0	0	0	0	0	0	0	0	0
PATERNITY	41	43	62	22	20	2	0	0	-19
DOMESTIC ABUSE	0	4	3	1	1	0	0	0	1
OTHER	10	11	11	10	7	2	1	10	0
TOTALS FOR PERIOD	175	286	310	151	124	21	6	4	-24

MILLER COUNTY	DIVISION 01								
EQUITY	12	16	10	18	8	5	5	28	6
DIVORCE	53	96	82	72	47	16	9	13	14
CUSTODY OR SUPPORT	53	111	67	97	64	26	7	7	44
RECIPROCAL IN	5	10	9	7	6	0	1	14	2
RECIPROCAL OUT	1	6	6	1	0	0	1	100	0
PATERNITY	22	60	42	40	29	7	4	10	18
DOMESTIC ABUSE	0	2	1	1	1	0	0	0	1
OTHER	6	6	5	7	1	2	4	57	1
TOTALS FOR PERIOD	157	307	221	243	156	56	31	13	86

MILLER COUNTY	DIVISION 02								
EQUITY	16	10	10	16	3	3	10	63	0
DIVORCE	88	75	85	78	27	21	30	38	-10
CUSTODY OR SUPPORT	67	115	95	87	53	22	12	14	20
RECIPROCAL IN	11	3	3	11	2	8	1	9	0
RECIPROCAL OUT	1	4	4	1	0	1	0	0	0
PATERNITY	15	53	29	39	28	6	5	13	24
DOMESTIC ABUSE	3	1	2	2	0	1	1	50	-1
OTHER	8	9	7	10	3	1	6	60	2
TOTALS FOR PERIOD	209	270	235	244	116	63	65	27	35

CHANCERY CIRCUITS FROM 07/01/93 THROUGH 06/30/94

CIRCUIT AND COUNTY	CASES PENDING START	CASES FILED	CASES TERMINATED	CASES PENDING AT END	AGE LESS 1 YR.	AGE OF ALL CASES PENDING 1-2 YRS.	AGE OF ALL CASES PENDING OVER 2 YRS.	% OVER 2 YRS.	CHANGE IN CASES PENDING

MILLER COUNTY	DIVISION 03								
EQUITY	3	11	9	10	5	4	1	10	2
DIVORCE	53	144	124	73	57	15	1	1	20
CUSTODY OR SUPPORT	44	112	71	85	66	13	6	7	41
RECIPROCAL IN	6	6	3	9	5	3	1	11	3
RECIPROCAL OUT	1	2	2	1	0	1	0	0	0
PATERNITY	7	44	23	28	22	6	0	0	21
DOMESTIC ABUSE	1	1	0	2	1	1	0	0	1
OTHER	1	9	5	5	4	1	0	0	4
TOTALS FOR PERIOD	121	329	237	213	160	44	9	4	92

MILLER COUNTY	DIVISION 04								
EQUITY	0	9	6	9	5	0	4	44	3
DIVORCE	35	55	52	38	17	13	8	21	3
CUSTODY OR SUPPORT	93	148	114	132	65	27	40	30	34
RECIPROCAL IN	12	4	8	8	2	3	3	38	-4
RECIPROCAL OUT	3	7	9	1	0	1	0	0	-2
PATERNITY	22	29	23	28	14	5	9	32	6
DOMESTIC ABUSE	3	3	3	3	1	2	0	0	0
OTHER	5	4	2	7	2	1	4	57	2
TOTALS FOR PERIOD	184	259	217	226	106	52	68	30	42

MILLER COUNTY	DIVISION 05								
EQUITY	42	46	35	53	21	12	20	38	11
DIVORCE	234	370	343	261	143	65	48	18	27
CUSTODY OR SUPPORT	262	486	347	401	248	88	65	16	139
RECIPROCAL IN	34	23	22	35	15	14	6	17	1
RECIPROCAL OUT	6	19	21	4	0	3	1	25	-2
PATERNITY	66	126	117	135	93	24	18	13	69
DOMESTIC ABUSE	7	7	6	8	3	4	1	13	1
OTHER	20	28	19	29	10	5	14	48	9
TOTALS FOR PERIOD	671	1165	910	926	538	215	173	19	255

NEVADA COUNTY	DIVISION 01								
EQUITY	5	6	9	2	2	0	0	0	-3
DIVORCE	11	24	24	11	11	0	0	0	0
CUSTODY OR SUPPORT	17	63	47	33	31	2	0	0	16
RECIPROCAL IN	1	4	2	3	2	1	0	0	2
RECIPROCAL OUT	0	1	1	0	0	0	0	0	0
PATERNITY	1	0	1	0	0	0	0	0	-1
DOMESTIC ABUSE	1	1	0	2	1	0	1	50	1
OTHER	2	3	1	4	3	1	0	0	2
TOTALS FOR PERIOD	38	102	85	55	50	4	1	2	17

CHANCERY CIRCUITS FROM 07/J1/93 THROUGH 06/30/94

CIRCUIT AND COUNTY	CASES PENDING START	CASES FILED	CASES TERMINATED	CASES PENDING AT END	AGE OF ALL CASES LESS 1 YR.	1-2 YRS.	PENDING OVER 2 YRS.	% OVER 2 YRS.	CHANGE IN CASES PENDING

NEVADA COUNTY	DIVISION 02								
EQUITY	2	2	3	1	0	0	1	100	-1
DIVORCE	5	22	18	12	11	1	0	0	4
CUSTODY OR SUPPORT	25	55	42	38	30	6	2	5	13
RECIPROCAL IN	1	1	1	1	0	1	0	0	0
RECIPROCAL OUT	0	0	0	0	0	0	0	0	0
PATERNITY	1	2	2	1	1	0	0	0	0
DOMESTIC ABUSE	0	1	1	0	0	0	0	0	0
OTHER	0	4	3	1	1	0	0	0	1
TOTALS FOR PERIOD	37	97	70	54	43	8	3	6	17

NEVADA COUNTY	DIVISION 03								
EQUITY	8	5	9	4	3	1	0	0	-4
DIVORCE	13	26	29	10	10	0	0	0	-3
CUSTODY OR SUPPORT	29	48	45	29	26	2	1	3	0
RECIPROCAL IN	2	1	2	1	1	0	0	0	-1
RECIPROCAL OUT	0	0	0	0	0	0	0	0	0
PATERNITY	0	0	0	0	0	0	0	0	0
DOMESTIC ABUSE	0	1	0	1	1	0	0	0	1
OTHER	1	1	2	0	0	0	0	0	-1
TOTALS FOR PERIOD	53	82	90	45	41	3	1	2	-8

NEVADA COUNTY	DIVISION 04								
EQUITY	3	5	4	4	3	1	0	0	1
DIVORCE	17	24	27	14	9	5	0	0	-3
CUSTODY OR SUPPORT	37	57	50	44	36	4	4	9	7
RECIPROCAL IN	4	0	1	3	0	2	1	33	-1
RECIPROCAL OUT	2	0	0	2	0	2	0	0	0
PATERNITY	6	2	2	6	2	0	4	67	0
DOMESTIC ABUSE	1	1	0	2	1	0	1	50	1
OTHER	0	2	1	1	1	0	0	0	1
TOTALS FOR PERIOD	70	91	35	76	52	14	10	13	6

NEVADA COUNTY									
EQUITY	18	18	25	11	8	2	1	9	-7
DIVORCE	49	96	98	47	41	6	0	0	-2
CUSTODY OR SUPPORT	108	223	187	144	123	14	7	5	36
RECIPROCAL IN	8	6	6	8	3	4	1	13	0
RECIPROCAL OUT	2	1	1	2	0	2	0	0	0
PATERNITY	8	4	5	7	3	0	4	57	-1
DOMESTIC ABUSE	2	4	1	5	3	0	2	40	3
OTHER	3	10	7	6	5	1	0	0	3
TOTALS FOR PERIOD	198	362	330	230	186	29	15	7	32

CHANCERY CIRCUITS FROM 07/01/93 THROUGH 06/30/94

CIRCUIT AND COUNTY	CASES PENDING START	CASES FILED	CASES TERMINATED	CASES PENDING AT END	AGE OF ALL CASES LESS 1 YR.	1-2 YRS.	PENDING OVER 2 YRS.	% OVER 2 YRS.	CHANGE IN CASES PENDING

EIGHTH CIRCUIT									
EQUITY	104	106	105	105	54	23	28	27	1
DIVORCE	452	711	715	447	287	97	63	14	-5
CUSTODY OR SUPPORT	634	1076	945	765	506	148	111	15	131
RECIPROCAL IN	54	35	41	51	21	20	10	20	-3
RECIPROCAL OUT	31	26	33	24	1	14	9	38	-7
PATERNITY	218	345	308	255	158	40	57	22	37
DOMESTIC ABUSE	21	54	30	45	29	13	3	7	24
OTHER	54	74	62	66	35	10	21	32	12
TOTALS FOR PERIOD	1568	2430	2240	1753	1091	365	302	17	190

NINTH CIRCUIT EAST									

CLARK COUNTY									
EQUITY	13	43	35	21	17	4	0	0	8
DIVORCE	66	192	180	79	63	13	2	3	12
CUSTODY OR SUPPORT	90	426	313	203	169	22	12	6	113
RECIPROCAL IN	0	3	2	1	1	0	0	0	1
RECIPROCAL OUT	0	7	5	1	1	0	0	0	1
PATERNITY	31	32	33	25	15	7	3	12	-6
DOMESTIC ABUSE	3	10	3	5	3	2	0	0	2
OTHER	17	35	40	12	8	4	0	0	-5
TOTALS FOR PERIOD	220	748	622	346	277	52	17	5	126

PIKE COUNTY									
EQUITY	5	11	10	6	5	1	0	0	1
DIVORCE	34	86	79	41	34	7	0	0	7
CUSTODY OR SUPPORT	36	136	127	45	43	2	0	0	9
RECIPROCAL IN	0	0	0	0	0	0	0	0	0
RECIPROCAL OUT	0	0	0	0	0	0	0	0	0
PATERNITY	1	3	1	3	3	0	0	0	2
DOMESTIC ABUSE	4	6	6	4	2	2	0	0	0
OTHER	6	27	26	7	7	0	0	0	1
TOTALS FOR PERIOD	86	269	249	106	94	12	0	0	20

NINTH CIRCUIT EAST									
EQUITY	13	54	45	27	22	5	0	0	9
DIVORCE	100	272	259	119	97	20	2	2	19
CUSTODY OR SUPPORT	126	562	440	248	212	24	12	5	122
RECIPROCAL IN	0	3	2	1	1	0	0	0	1
RECIPROCAL OUT	0	7	6	1	1	0	0	0	1
PATERNITY	32	35	39	28	18	7	3	11	-4
DOMESTIC ABUSE	7	16	14	9	5	4	0	0	2
OTHER	23	62	55	19	15	4	0	0	-4
TOTALS FOR PERIOD	306	1017	871	452	371	64	17	4	146

CHANCERY CIRCUITS FROM 07/01/93 THROUGH 06/30/94

CIRCUIT AND COUNTY	CASES PENDING START	CASES FILED	CASES TERMINATED	CASES PENDING AT END	AGE OF ALL CASES PENDING LESS 1 YR.	1-2 YRS.	2 YRS.	% OVER 2 YRS.	CHANGE IN CASES PENDING

NINTH CIRCUIT WEST									

HOWARD COUNTY									
EQUITY	21	19	21	19	8	6	5	26	-2
DIVORCE	38	134	120	52	42	7	3	6	14
CUSTODY OR SUPPORT	33	76	60	54	35	11	8	15	16
RECIPROCAL IN	2	10	6	6	4	1	1	17	4
RECIPROCAL OUT	0	0	0	0	0	0	0	0	0
PATERNITY	0	4	3	1	1	0	0	0	1
DOMESTIC ABUSE	5	40	30	15	12	2	1	7	10
OTHER	3	3	5	1	0	1	0	0	-2
TOTALS FOR PERIOD	107	236	245	148	102	23	18	12	41

LITTLE RIVER COUNTY									
EQUITY	17	34	33	18	15	3	0	0	1
DIVORCE	52	138	127	63	54	8	1	2	11
CUSTODY OR SUPPORT	35	178	103	105	90	12	3	-	70
RECIPROCAL IN	3	19	10	12	12	0	0	0	9
RECIPROCAL OUT	0	1	1	0	0	0	0	0	0
PATERNITY	21	60	44	37	33	3	1	3	16
DOMESTIC ABUSE	6	29	23	12	8	3	1	8	6
OTHER	1	12	10	3	2	1	0	0	2
TOTALS FOR PERIOD	135	471	356	250	214	30	6	2	115

SEVIER COUNTY									
EQUITY	13	28	29	12	11	0	1	8	-1
DIVORCE	37	148	143	42	38	3	1	2	5
CUSTODY OR SUPPORT	57	137	137	107	97	6	4	4	50
RECIPROCAL IN	4	8	6	6	5	1	0	0	2
RECIPROCAL OUT	0	7	7	0	0	0	0	0	0
PATERNITY	7	3	5	5	2	3	0	0	-2
DOMESTIC ABUSE	4	39	32	11	10	1	0	0	7
OTHER	3	17	11	9	9	0	0	0	6
TOTALS FOR PERIOD	125	437	370	192	172	14	6	3	67

NINTH CIRCUIT WEST									
EQUITY	51	81	83	49	34	9	6	12	-2
DIVORCE	127	420	390	157	134	18	5	3	30
CUSTODY OR SUPPORT	130	441	305	266	222	29	15	6	136
RECIPROCAL IN	9	37	22	24	21	2	1	4	15
RECIPROCAL OUT	0	8	8	0	0	0	0	0	0
PATERNITY	28	67	52	43	36	6	1	2	15
DOMESTIC ABUSE	15	108	85	38	30	6	2	5	23
OTHER	7	32	26	13	11	2	0	0	6
TOTALS FOR PERIOD	367	1194	971	590	488	72	30	5	223

CHANCERY CIRCUITS FROM 07/01/93 THROUGH 06/30/94

CIRCUIT AND COUNTY	CASES PENDING START	CASES FILED	CASES TERMINATED	CASES PENDING AT END	AGE OF ALL CASES LESS 1 YR.	1-2 YRS.	PENDING OVER 2 YRS.	% OVER 2 YRS.	CHANGE IN CASES PENDING

TENTH CIRCUIT									

ASHLEY COUNTY	DIVISION 01								
EQUITY	3	20	15	13	8	3	2	15	5
DIVORCE	63	137	139	61	51	7	3	5	-2
CUSTODY OR SUPPORT	11	21	15	17	11	5	1	6	6
RECIPROCAL IN	3	1	4	0	0	0	0	0	-3
RECIPROCAL OUT	0	0	0	0	0	0	0	0	0
PATERNITY	2	6	1	7	6	1	0	0	5
DOMESTIC ABUSE	4	9	9	3	3	0	0	0	-1
OTHER	9	25	15	19	15	2	1	5	10
TOTALS FOR PERIOD	100	219	198	120	95	18	7	6	20

ASHLEY COUNTY	DIVISION 02								
EQUITY	11	13	20	4	3	1	0	0	-7
DIVORCE	59	136	124	71	56	14	1	1	12
CUSTODY OR SUPPORT	13	13	16	10	8	1	1	10	-3
RECIPROCAL IN	6	1	3	4	1	3	0	0	-2
RECIPROCAL OUT	0	0	0	0	0	0	0	0	0
PATERNITY	2	3	3	1	1	0	0	0	-1
DOMESTIC ABUSE	4	9	11	2	1	1	0	0	-2
OTHER	6	21	11	16	15	1	0	0	10
TOTALS FOR PERIOD	101	195	183	108	85	21	2	2	7

ASHLEY COUNTY	DIVISION 03								
EQUITY	0	0	0	0	0	0	0	0	0
DIVORCE	0	0	0	0	0	0	0	0	0
CUSTODY OR SUPPORT	2	4	4	2	1	0	1	50	0
RECIPROCAL IN	7	4	4	7	2	4	1	14	0
RECIPROCAL OUT	4	6	3	2	0	0	2	100	-2
PATERNITY	60	86	102	44	20	7	17	39	-16
DOMESTIC ABUSE	0	0	0	0	0	0	0	0	0
OTHER	0	1	0	1	1	0	0	0	1
TOTALS FOR PERIOD	73	101	118	56	24	11	21	38	-17

ASHLEY COUNTY	DIVISION 04								
EQUITY	0	0	0	0	0	0	0	0	0
DIVORCE	0	0	0	0	0	0	0	0	0
CUSTODY OR SUPPORT	0	0	0	0	0	0	0	0	0
RECIPROCAL IN	0	0	0	0	0	0	0	0	0
RECIPROCAL OUT	0	0	0	0	0	0	0	0	0
PATERNITY	0	0	0	0	0	0	0	0	0
DOMESTIC ABUSE	0	0	0	0	0	0	0	0	0
OTHER	0	0	0	0	0	0	0	0	0
TOTALS FOR PERIOD	0	0	0	0	0	0	0	0	0

CHANCERY CIRCUITS FROM 07/01/93 THROUGH 06/30/94

CIRCUIT AND COUNTY	CASES PENDING START	CASES FILED	CASES TERMINATED	CASES PENDING AT END	AGE OF ALL CASES PENDING LESS 1 YR.	1-2 YRS.	OVER 2 YRS.	% OVER 2 YRS.	CHANGE IN CASES PENDING

ASHLEY COUNTY									
EQUITY	19	33	35	17	11	4	2	12	-2
DIVORCE	122	273	263	132	107	21	4	3	10
CUSTODY OR SUPPORT	25	38	35	29	20	6	3	10	3
RECIPROCAL IN	16	6	11	11	3	7	1	9	-5
RECIPROCAL OUT	4	6	3	2	0	0	2	100	-2
PATERNITY	64	94	105	52	27	8	17	33	-12
DOMESTIC ABUSE	8	17	20	5	4	1	0	0	-3
OTHER	15	47	25	36	32	3	1	3	21
TOTALS FOR PERIOD	274	514	504	284	204	50	30	11	10

BRADLEY COUNTY DIVISION 01									
EQUITY	1	4	5	0	0	0	0	0	-1
DIVORCE	21	51	46	26	20	2	4	15	5
CUSTODY OR SUPPORT	18	40	37	21	15	1	5	24	3
RECIPROCAL IN	1	1	2	0	0	0	0	0	-1
RECIPROCAL OUT	1	0	1	0	0	0	0	0	-1
PATERNITY	0	0	0	0	0	0	0	0	0
DOMESTIC ABUSE	1	17	15	3	3	0	0	0	2
OTHER	4	6	6	4	4	0	0	0	0
TOTALS FOR PERIOD	47	119	112	54	42	3	9	17	7

BRADLEY COUNTY DIVISION 02									
EQUITY	3	11	7	7	5	0	2	29	4
DIVORCE	18	50	45	23	17	5	1	4	5
CUSTODY OR SUPPORT	14	40	29	25	23	2	0	0	11
RECIPROCAL IN	0	0	0	0	0	0	0	0	0
RECIPROCAL OUT	0	0	0	0	0	0	0	0	0
PATERNITY	0	1	0	1	1	0	0	0	1
DOMESTIC ABUSE	1	1	0	2	1	1	0	0	1
OTHER	6	4	4	6	2	2	2	33	0
TOTALS FOR PERIOD	42	107	85	64	49	10	5	8	22

BRADLEY COUNTY DIVISION 03									
EQUITY	0	0	0	0	0	0	0	0	0
DIVORCE	0	1	1	0	0	0	0	0	0
CUSTODY OR SUPPORT	16	66	61	21	15	2	4	19	5
RECIPROCAL IN	2	3	2	3	2	0	1	33	1
RECIPROCAL OUT	0	0	0	0	0	0	0	0	0
PATERNITY	38	85	88	35	24	6	5	14	-3
DOMESTIC ABUSE	0	2	1	1	1	0	0	0	1
OTHER	0	0	0	0	0	0	0	0	0
TOTALS FOR PERIOD	56	157	153	60	42	8	10	17	4

CHANCERY CIRCUITS FROM 07/01/93 THROUGH 06/30/94

CIRCUIT AND COUNTY	CASES PENDING START	CASES FILED	CASES TERMINATED	CASES PENDING AT END	AGE OF ALL CASES PENDING			% OVER 2 YRS.	CHANGE IN CASES PENDING
					LESS 1 YR.	1-2 YRS.	OVER 2 YRS.		

BRADLEY COUNTY	DIVISION 04								
EQUITY	0	0	0	0	0	0	0	0	0
DIVORCE	0	0	0	0	0	0	0	0	0
CUSTODY OR SUPPORT	0	0	0	0	0	0	0	0	0
RECIPROCAL IN	0	0	0	0	0	0	0	0	0
RECIPROCAL OUT	0	0	0	0	0	0	0	0	0
PATERNITY	0	0	0	0	0	0	0	0	0
DOMESTIC ABUSE	0	0	0	0	0	0	0	0	0
OTHER	0	0	0	0	0	0	0	0	0
TOTALS FOR PERIOD	0	0	0	0	0	0	0	0	0

BRADLEY COUNTY	DIVISION 04								
EQUITY	4	15	12	7	5	0	2	29	3
DIVORCE	39	102	92	49	37	7	5	10	10
CUSTODY OR SUPPORT	43	146	127	67	53	5	9	13	19
RECIPROCAL IN	3	4	4	3	2	0	1	33	0
RECIPROCAL OUT	1	0	1	0	0	0	0	0	-1
PATERNITY	33	86	38	36	25	6	5	14	-2
DOMESTIC ABUSE	2	20	16	6	5	1	0	0	4
OTHER	10	10	10	10	6	2	2	20	0
TOTALS FOR PERIOD	145	383	350	173	133	21	24	13	33

CHICOT COUNTY	DIVISION 01								
EQUITY	8	14	11	11	10	1	0	0	3
DIVORCE	28	55	57	36	29	7	0	0	8
CUSTODY OR SUPPORT	23	33	33	18	9	5	4	22	-5
RECIPROCAL IN	1	0	0	1	0	1	0	0	0
RECIPROCAL OUT	0	1	0	1	1	0	0	0	1
PATERNITY	0	1	1	0	0	0	0	0	0
DOMESTIC ABUSE	0	6	4	2	2	0	0	0	2
OTHER	7	6	7	6	5	1	0	0	-1
TOTALS FOR PERIOD	67	126	118	75	56	15	4	5	8

CHICOT COUNTY	DIVISION 02								
EQUITY	5	12	10	7	5	1	1	14	2
DIVORCE	27	65	61	31	30	1	0	0	4
CUSTODY OR SUPPORT	17	25	31	11	7	3	1	9	-6
RECIPROCAL IN	0	0	0	0	0	0	0	0	0
RECIPROCAL OUT	0	0	0	0	0	0	0	0	0
PATERNITY	3	1	2	2	1	1	0	0	-1
DOMESTIC ABUSE	3	8	4	7	6	1	0	0	4
OTHER	5	13	9	9	8	1	0	0	4
TOTALS FOR PERIOD	60	124	117	67	57	8	2	3	7

CHANCERY CIRCUITS FROM 07/01/93 THROUGH 06/30/94

CIRCUIT AND COUNTY	CASES PENDING START	CASES FILED	CASES TERMINATED	CASES PENDING AT END	AGE OF ALL CASES LESS 1 YR.	1-2 YRS.	PENDING OVER 2 YRS.	% OVER 2 YRS.	CHANGE IN CASES PENDING

CHICOT COUNTY	DIVISION 03								
EQUITY	0	0	0	0	0	0	0	0	0
DIVORCE	0	0	0	0	0	0	0	0	0
CUSTODY OR SUPPORT	00	136	142	64	45	29	10	12	-6
RECIPROCAL IN	11	5	10	6	4	2	0	0	-5
RECIPROCAL OUT	3	1	2	2	1	0	1	50	-1
PATERNITY	144	226	244	126	35	35	6	5	-18
DOMESTIC ABUSE	1	1	1	1	0	1	0	0	0
OTHER	0	0	0	0	0	0	0	0	0
TOTALS FOR PERIOD	249	369	399	219	135	67	17	8	-30

CHICOT COUNTY	DIVISION 04								
EQUITY	0	0	0	0	0	0	0	0	0
DIVORCE	0	0	0	0	0	0	0	0	0
CUSTODY OR SUPPORT	0	0	0	0	0	0	0	0	0
RECIPROCAL IN	0	0	0	0	0	0	0	0	0
RECIPROCAL OUT	0	0	0	0	0	0	0	0	0
PATERNITY	0	0	0	0	0	0	0	0	0
DOMESTIC ABUSE	0	0	0	0	0	0	0	0	0
OTHER	0	0	0	0	0	0	0	0	0
TOTALS FOR PERIOD	0	0	0	0	0	0	0	0	0

CHICOT COUNTY	DIVISION 05								
EQUITY	13	26	21	18	15	2	1	6	5
DIVORCE	55	130	118	67	59	8	0	0	12
CUSTODY OR SUPPORT	130	194	211	113	61	37	15	13	-17
RECIPROCAL IN	12	5	10	7	4	3	0	0	-5
RECIPROCAL OUT	3	2	2	3	2	0	1	33	0
PATERNITY	147	228	247	128	86	36	6	5	-19
DOMESTIC ABUSE	4	15	9	10	8	2	0	0	6
OTHER	12	19	16	15	13	2	0	0	3
TOTALS FOR PERIOD	376	619	634	361	248	90	23	6	-15

DESHA COUNTY	DIVISION 01								
EQUITY	9	11	11	9	5	1	3	33	0
DIVORCE	50	70	80	40	31	7	2	5	-10
CUSTODY OR SUPPORT	40	37	34	43	21	15	7	16	3
RECIPROCAL IN	3	1	2	2	1	0	1	50	-1
RECIPROCAL OUT	0	0	0	0	0	0	0	0	0
PATERNITY	3	0	3	0	0	0	0	0	-3
DOMESTIC ABUSE	3	8	6	5	5	0	0	0	2
OTHER	7	10	11	6	3	0	3	50	-1
TOTALS FOR PERIOD	115	137	147	105	66	23	16	15	-10

CHANCERY CIRCUITS FROM 07/01/93 THROUGH 06/30/94

CIRCUIT AND COUNTY	CASES PENDING START	CASES FILED	CASES TERMINATED	CASES PENDING AT END	AGE LESS 1 YR.	AGE OF ALL CASES PENDING 1-2 YRS.	AGE OF ALL CASES PENDING OVER 2 YRS.	% OVER 2 YRS.	CHANGE IN CASES PENDING

DESHA COUNTY	DIVISION 02								
EQUITY	9	7	11	5	2	3	0	0	-4
DIVORCE	39	53	56	36	30	4	2	6	-3
CUSTODY OR SUPPORT	24	29	31	22	17	4	1	5	-2
RECIPROCAL IN	0	1	1	0	0	0	0	0	0
RECIPROCAL OUT	0	0	0	0	0	0	0	0	0
PATERNITY	1	2	2	1	1	0	0	0	0
DOMESTIC ABUSE	1	9	6	4	4	0	0	0	3
OTHER	5	17	13	9	3	1	0	0	4
TOTALS FOR PERIOD	79	128	130	77	62	12	3	4	-2

DESHA COUNTY	DIVISION 03								
EQUITY	0	0	0	0	0	0	0	0	0
DIVORCE	0	1	1	0	0	0	0	0	0
CUSTODY OR SUPPORT	34	41	63	62	15	29	18	29	-22
RECIPROCAL IN	6	3	5	4	1	1	2	50	-2
RECIPROCAL OUT	0	0	0	0	0	0	0	0	0
PATERNITY	59	286	215	160	116	30	14	9	71
DOMESTIC ABUSE	2	4	3	3	1	1	1	33	1
OTHER	0	1	0	1	1	0	0	0	1
TOTALS FOR PERIOD	131	336	287	230	134	61	35	15	49

DESHA COUNTY	DIVISION 04								
EQUITY	0	0	0	0	0	0	0	0	0
DIVORCE	0	0	0	0	0	0	0	0	0
CUSTODY OR SUPPORT	0	0	0	0	0	0	0	0	0
RECIPROCAL IN	0	0	0	0	0	0	0	0	0
RECIPROCAL OUT	0	0	0	0	0	0	0	0	0
PATERNITY	0	0	0	0	0	0	0	0	0
DOMESTIC ABUSE	0	0	0	0	0	0	0	0	0
OTHER	0	0	0	0	0	0	0	0	0
TOTALS FOR PERIOD	0	0	0	0	0	0	0	0	0

DESHA COUNTY	DIVISION 05								
EQUITY	18	18	22	14	7	4	3	21	-4
DIVORCE	89	134	147	76	61	11	4	5	-13
CUSTODY OR SUPPORT	143	107	128	127	53	48	26	20	-21
RECIPROCAL IN	9	5	8	6	2	1	3	50	-3
RECIPROCAL OUT	0	0	0	0	0	0	0	0	0
PATERNITY	93	283	220	161	117	30	14	9	68
DOMESTIC ABUSE	6	21	15	12	10	1	1	8	6
OTHER	12	28	24	16	12	1	3	19	4
TOTALS FOR PERIOD	375	601	564	412	262	96	54	13	37

CHANCERY CIRCUITS FROM 07/01/93 THROUGH 06/30/94

CIRCUIT AND COUNTY	CASES PENDING START	CASES FILED	CASES TERMINATED	CASES PENDING AT END	AGE OF ALL CASES PENDING			% OVER 2 YRS.	CHANGE IN CASES PENDING
					LESS 1 YR.	1-2 YRS.	OVER 2 YRS.		

DREW COUNTY	DIVISION 01								
EQUITY	6	15	15	9	3	0	1	11	3
DIVORCE	35	93	32	40	31	9	0	0	5
CUSTODY OR SUPPORT	17	59	49	27	22	4	1	4	10
RECIPROCAL IN	0	2	1	1	1	0	0	0	1
RECIPROCAL OUT	0	0	0	0	0	0	0	0	0
PATERNITY	1	3	4	0	0	0	0	0	-1
DOMESTIC ABUSE	11	94	92	13	12	1	0	0	2
OTHER	5	9	10	4	4	0	0	0	-1
TOTALS FOR PERIOD	75	278	259	94	73	14	2	2	19

DREW COUNTY	DIVISION 02								
EQUITY	4	13	9	9	7	1	0	0	4
DIVORCE	24	100	89	35	31	2	2	6	11
CUSTODY OR SUPPORT	12	33	42	14	11	3	0	0	-4
RECIPROCAL IN	0	3	3	0	0	0	0	0	0
RECIPROCAL OUT	0	0	0	0	0	0	0	0	0
PATERNITY	1	0	1	0	0	0	0	0	-1
DOMESTIC ABUSE	0	5	3	2	2	0	0	0	2
OTHER	2	9	10	1	0	1	0	0	-1
TOTALS FOR PERIOD	43	163	157	60	51	7	2	3	11

DREW COUNTY	DIVISION 03								
EQUITY	0	1	0	1	1	0	0	0	1
DIVORCE	0	1	0	1	1	0	0	0	1
CUSTODY OR SUPPORT	25	35	41	19	9	5	5	26	-6
RECIPROCAL IN	1	3	3	1	1	0	0	0	0
RECIPROCAL OUT	1	1	1	1	0	1	0	0	0
PATERNITY	60	114	127	47	30	7	10	21	-13
DOMESTIC ABUSE	0	1	1	0	0	0	0	0	0
OTHER	0	0	0	0	0	0	0	0	0
TOTALS FOR PERIOD	87	156	173	70	42	13	15	21	-17

DREW COUNTY	DIVISION 04								
EQUITY	0	0	0	0	0	0	0	0	0
DIVORCE	0	0	0	0	0	0	0	0	0
CUSTODY OR SUPPORT	0	0	0	0	0	0	0	0	0
RECIPROCAL IN	0	0	0	0	0	0	0	0	0
RECIPROCAL OUT	0	0	0	0	0	0	0	0	0
PATERNITY	0	0	0	0	0	0	0	0	0
DOMESTIC ABUSE	0	0	0	0	0	0	0	0	0
OTHER	0	0	0	0	0	0	0	0	0
TOTALS FOR PERIOD	0	0	0	0	0	0	0	0	0

CHANCERY CIRCUITS FROM 07/01/92 THROUGH 06/30/94

CIRCUIT AND COUNTY	CASES PENDING START	CASES FILED	CASES TERMINATED	CASES PENDING AT END	AGE OF ALL CASES LESS 1 YR.	PENDING 1-2 YRS.	PENDING OVER 2 YRS.	% OVER 2 YRS.	CHANGE IN CASES PENDING

DREW COUNTY									
EQUITY	15	32	24	18	16	1	1	6	8
DIVORCE	59	194	177	76	53	11	2	3	17
CUSTODY OR SUPPORT	60	132	132	60	42	12	6	19	0
RECIPROCAL IN	1	3	7	2	2	0	0	0	1
RECIPROCAL OUT	1	1	1	1	0	1	0	0	0
PATERNITY	62	117	132	47	30	7	10	21	-15
DOMESTIC ABUSE	11	100	96	15	14	1	0	0	4
OTHER	7	15	20	5	4	1	0	0	-2
TOTALS FOR PERIOD	211	602	589	224	171	34	19	8	13

TENTH CIRCUIT									
EQUITY	54	124	114	74	54	11	9	12	10
DIVORCE	364	935	797	400	327	58	15	4	36
CUSTODY OR SUPPORT	412	617	633	396	229	108	59	15	-16
RECIPROCAL IN	41	28	40	29	13	11	5	17	-12
RECIPROCAL OUT	9	9	12	6	2	1	3	50	-3
PATERNITY	404	813	793	424	285	37	52	12	20
DOMESTIC ABUSE	31	173	156	48	41	6	1	2	17
OTHER	56	122	96	82	67	9	6	7	26
TOTALS FOR PERIOD	1381	2719	2641	1459	1018	291	150	10	73

ELEVENTH CIRCUIT EAST									

ARKANSAS COUNTY									
EQUITY	25	22	24	23	12	8	3	13	-2
DIVORCE	115	251	234	132	86	30	16	12	17
CUSTODY OR SUPPORT	116	137	123	130	80	35	15	12	14
RECIPROCAL IN	5	1	3	3	1	1	1	33	-2
RECIPROCAL OUT	2	2	2	2	2	0	0	0	0
PATERNITY	47	92	67	72	53	11	8	11	25
DOMESTIC ABUSE	16	15	11	20	8	10	2	10	4
OTHER	45	69	58	56	34	13	9	16	11
TOTALS FOR PERIOD	371	589	522	433	276	108	54	12	67

ELEVENTH CIRCUIT EAST									
EQUITY	25	22	24	23	12	8	3	13	-2
DIVORCE	115	251	234	132	86	30	16	12	17
CUSTODY OR SUPPORT	116	137	123	130	80	35	15	12	14
RECIPROCAL IN	5	1	3	3	1	1	1	33	-2
RECIPROCAL OUT	2	2	2	2	2	0	0	0	0
PATERNITY	47	92	67	72	53	11	8	11	25
DOMESTIC ABUSE	16	15	11	20	8	10	2	10	4
OTHER	45	69	58	56	34	13	9	16	11
TOTALS FOR PERIOD	371	589	522	432	276	108	54	12	67

CHANCERY CIRCUITS FROM 07/01/93 THROUGH 06/30/94

CIRCUIT AND COUNTY	CASES PENDING START	CASES FILED	CASES TERMI-NATED	CASES PENDING AT END	AGE OF ALL CASES LESS 1 YR.	PENDING 1-2 YRS.	PENDING OVER 2 YRS.	% OVER 2 YRS.	CHANGE IN CASES PENDING

ELEVENTH CIRCUIT WEST									

JEFFERSON COUNTY	DIVISION 01								
EQUITY	23	42	44	21	12	9	0	0	-2
DIVORCE	87	317	299	105	99	6	0	0	18
CUSTODY OR SUPPORT	46	201	196	51	51	0	0	0	5
RECIPROCAL IN	5	7	9	3	3	0	0	0	-2
RECIPROCAL OUT	0	10	9	1	1	0	0	0	1
PATERNITY	0	0	0	0	0	0	0	0	0
DOMESTIC ABUSE	13	233	239	7	7	0	0	0	-6
OTHER	11	30	35	15	14	0	1	7	4
TOTALS FOR PERIOD	185	849	831	203	137	15	1	0	18

JEFFERSON COUNTY	DIVISION 02								
EQUITY	37	57	53	41	27	11	3	7	4
DIVORCE	106	296	313	89	87	2	0	0	-17
CUSTODY OR SUPPORT	67	196	208	55	48	4	3	5	-12
RECIPROCAL IN	3	6	5	4	4	0	0	0	1
RECIPROCAL OUT	1	11	10	2	2	0	0	0	1
PATERNITY	0	151	69	82	22	0	0	0	82
DOMESTIC ABUSE	20	217	227	10	10	0	0	0	-10
OTHER	14	47	52	9	6	3	0	0	-5
TOTALS FOR PERIOD	248	981	937	292	266	20	6	2	44

JEFFERSON COUNTY	DIVISION 03								
EQUITY	29	29	28	30	17	6	7	23	1
DIVORCE	82	156	148	90	72	12	6	7	8
CUSTODY OR SUPPORT	68	82	102	48	28	11	9	19	-20
RECIPROCAL IN	8	3	7	4	2	2	0	0	-4
RECIPROCAL OUT	0	2	2	0	0	0	0	0	0
PATERNITY	2	80	28	54	52	1	1	2	52
DOMESTIC ABUSE	11	125	118	18	18	0	0	0	7
OTHER	13	27	20	20	14	2	4	20	7
TOTALS FOR PERIOD	213	504	453	264	203	34	27	10	51

JEFFERSON COUNTY	DIVISION 04								
EQUITY	0	0	0	0	0	0	0	0	0
DIVORCE	0	0	0	0	0	0	0	0	0
CUSTODY OR SUPPORT	294	271	276	289	107	69	113	39	-5
RECIPROCAL IN	30	43	32	41	22	11	8	20	11
RECIPROCAL OUT	13	41	42	12	6	4	2	17	-1
PATERNITY	432	355	316	471	200	118	153	32	39
DOMESTIC ABUSE	0	2	0	2	2	0	0	0	2
OTHER	0	4	3	1	1	0	0	0	1
TOTALS FOR PERIOD	769	716	669	816	338	202	276	34	47

CHANCERY CIRCUITS FROM 07/01/93 THROUGH 06/30/94

CIRCUIT AND COUNTY	CASES PENDING START	CASES FILED	CASES TERMINATED	CASES PENDING AT END	AGE OF ALL CASES PENDING LESS			% OVER 2 YRS.	CHANGE IN CASES PENDING
					1 YR.	1-2 YRS.	2 YRS.		

JEFFERSON COUNTY									
EQUITY	99	128	125	92	56	26	10	11	3
DIVORCE	275	769	760	234	253	20	6	2	9
CUSTODY OR SUPPORT	475	750	782	443	234	34	125	28	-32
RECIPROCAL IN	46	59	53	52	31	13	8	15	6
RECIPROCAL OUT	14	5	63	15	9	4	2	13	1
PATERNITY	434	526	413	607	334	119	154	25	173
DOMESTIC ABUSE	44	577	584	37	37	0	0	0	-7
OTHER	38	117	110	45	35	5	5	11	7
TOTALS FOR PERIOD	1415	3050	2890	1575	994	271	310	20	160

LINCOLN COUNTY DIVISION 01									
EQUITY	5	8	4	9	5	3	1	11	4
DIVORCE	8	37	26	19	12	0	1	5	11
CUSTODY OR SUPPORT	5	40	33	18	16	2	0	0	13
RECIPROCAL IN	0	0	0	0	0	0	0	0	0
RECIPROCAL OUT	0	0	0	0	0	0	0	0	0
PATERNITY	1	1	0	2	1	0	1	50	1
DOMESTIC ABUSE	2	26	24	4	3	1	0	0	2
OTHER	2	4	4	2	0	1	1	50	0
TOTALS FOR PERIOD	23	122	91	54	43	7	4	7	31

LINCOLN COUNTY DIVISION 02									
EQUITY	3	10	7	6	5	1	0	0	3
DIVORCE	15	44	40	19	19	1	0	0	4
CUSTODY OR SUPPORT	15	30	24	21	20	1	0	0	6
RECIPROCAL IN	0	0	0	0	0	0	0	0	0
RECIPROCAL OUT	0	0	0	0	0	0	0	0	0
PATERNITY	0	0	0	0	0	0	0	0	0
DOMESTIC ABUSE	2	27	23	6	5	1	0	0	4
OTHER	1	4	3	2	2	0	0	0	1
TOTALS FOR PERIOD	36	115	97	54	50	4	0	0	18

LINCOLN COUNTY DIVISION 03									
EQUITY	6	5	4	7	4	2	1	14	1
DIVORCE	26	30	30	26	16	3	7	27	0
CUSTODY OR SUPPORT	6	10	6	10	5	1	4	40	4
RECIPROCAL IN	0	0	0	0	0	0	0	0	0
RECIPROCAL OUT	0	0	0	0	0	0	0	0	0
PATERNITY	0	0	0	0	0	0	0	0	0
DOMESTIC ABUSE	3	18	13	8	4	4	0	0	5
OTHER	5	7	3	9	6	2	1	11	4
TOTALS FOR PERIOD	46	70	56	60	35	12	13	22	14

CHANCERY CIRCUITS FROM 07/01/93 THROUGH 06/30/94

CIRCUIT AND COUNTY	CASES PENDING START	CASES FILED	CASES TERMINATED	CASES PENDING AT END	AGE LESS 1 YR.	OF ALL CASES 1-2 YRS.	PENDING OVER 2 YRS.	% OVER 2 YRS.	CHANGE IN CASES PENDING

LINCOLN COUNTY	DIVISION 04								
EQUITY	0	1	0	1	1	0	0	0	1
DIVORCE	0	5	2	4	4	0	0	0	4
CUSTODY OR SUPPORT	15	44	23	36	30	2	4	11	21
RECIPROCAL IN	5	3	3	5	2	0	3	60	0
RECIPROCAL OUT	0	0	0	0	0	0	0	0	0
PATERNITY	48	76	35	89	62	14	13	15	41
DOMESTIC ABUSE	0	2	2	0	0	0	0	0	0
OTHER	0	1	1	0	0	0	0	0	0
TOTALS FOR PERIOD	63	133	66	135	99	16	20	15	67

LINCOLN COUNTY									
EQUITY	14	24	15	23	15	6	2	9	9
DIVORCE	49	117	98	68	56	4	8	12	19
CUSTODY OR SUPPORT	41	130	85	85	71	6	8	9	44
RECIPROCAL IN	5	3	3	5	2	0	3	60	0
RECIPROCAL OUT	0	0	0	0	0	0	0	0	0
PATERNITY	49	77	35	91	63	14	14	15	42
DOMESTIC ABUSE	7	73	62	18	12	6	0	0	11
OTHER	2	16	11	13	8	3	2	15	5
TOTALS FOR PERIOD	173	440	310	303	227	39	37	12	130

ELEVENTH CIRCUIT WEST									
EQUITY	103	152	140	115	71	32	12	10	12
DIVORCE	324	886	858	352	314	24	14	4	28
CUSTODY OR SUPPORT	516	880	863	528	305	90	133	25	12
RECIPROCAL IN	51	62	56	57	33	13	11	19	6
RECIPROCAL OUT	14	64	63	15	9	4	2	13	1
PATERNITY	483	663	443	698	397	133	168	24	215
DOMESTIC ABUSE	51	650	646	55	49	6	0	0	4
OTHER	46	133	121	58	43	8	7	12	12
TOTALS FOR PERIOD	1588	3490	3200	1878	1221	310	347	18	290

TWELFTH CIRCUIT									

CRAWFORD COUNTY	DIVISION 01								
EQUITY	13	16	22	7	5	1	1	14	-6
DIVORCE	49	158	142	65	61	4	0	0	16
CUSTODY OR SUPPORT	40	92	94	38	33	4	1	3	-2
RECIPROCAL IN	2	2	1	3	2	1	0	0	1
RECIPROCAL OUT	0	5	2	3	3	0	0	0	3
PATERNITY	4	40	23	21	20	1	0	0	17
DOMESTIC ABUSE	0	3	1	2	2	0	0	0	2
OTHER	27	47	30	44	35	5	4	9	17
TOTALS FOR PERIOD	135	363	315	183	161	16	6	3	48

CHANCERY CIRCUITS FROM 07/01/93 THROUGH 06/30/94

CIRCUIT AND COUNTY	CASES PENDING START	CASES FILED	CASES TERMINATED	CASES PENDING AT END	AGE OF ALL CASES LESS 1 YR.	PENDING 1-2 YRS.	PENDING OVER 2 YRS.	% OVER 2 YRS.	CHANGE IN CASES PENDING

CRAWFORD COUNTY	DIVISION 02								
EQUITY	9	13	14	3	5	2	1	13	-1
DIVORCE	65	179	157	37	80	5	2	2	22
CUSTODY OR SUPPORT	31	90	69	52	48	4	0	0	21
RECIPROCAL IN	1	7	4	4	4	0	0	0	3
RECIPROCAL OUT	0	0	0	0	0	0	0	0	0
PATERNITY	3	38	24	22	19	2	1	5	14
DOMESTIC ABUSE	0	2	1	1	1	0	0	0	1
OTHER	14	55	31	38	35	3	0	0	24
TOTALS FOR PERIOD	123	384	300	212	192	16	4	2	84

CRAWFORD COUNTY	DIVISION 03								
EQUITY	14	12	19	7	4	3	0	0	-7
DIVORCE	67	164	153	78	67	11	0	0	11
CUSTODY OR SUPPORT	41	70	70	41	31	9	1	2	0
RECIPROCAL IN	2	2	2	2	1	1	0	0	0
RECIPROCAL OUT	0	0	0	0	0	0	0	0	0
PATERNITY	4	42	22	24	24	0	0	0	20
DOMESTIC ABUSE	0	5	3	2	2	0	0	0	2
OTHER	19	29	21	27	17	9	1	4	8
TOTALS FOR PERIOD	147	324	290	181	146	33	2	1	34

CRAWFORD COUNTY	DIVISION 04								
EQUITY	4	2	4	2	2	0	0	0	-2
DIVORCE	20	49	49	20	19	1	0	0	0
CUSTODY OR SUPPORT	14	24	27	11	10	1	0	0	-3
RECIPROCAL IN	1	1	2	0	0	0	0	0	-1
RECIPROCAL OUT	0	0	0	0	0	0	0	0	0
PATERNITY	2	15	10	7	7	0	0	0	5
DOMESTIC ABUSE	0	2	0	2	2	0	0	0	2
OTHER	3	10	5	3	6	2	0	0	5
TOTALS FOR PERIOD	44	103	97	50	46	4	0	0	6

CRAWFORD COUNTY	DIVISION 05								
EQUITY	40	43	59	24	16	6	2	8	-16
DIVORCE	201	550	501	250	227	21	2	1	49
CUSTODY OR SUPPORT	126	276	260	142	122	18	2	1	16
RECIPROCAL IN	6	12	9	9	7	2	0	0	3
RECIPROCAL OUT	0	5	2	3	3	0	0	0	3
PATERNITY	18	135	79	74	70	3	1	1	56
DOMESTIC ABUSE	0	12	5	7	7	0	0	0	7
OTHER	63	141	87	117	93	19	5	4	54
TOTALS FOR PERIOD	454	1174	1002	626	545	69	12	2	172

CHANCERY CIRCUITS FROM 07/01/93 THROUGH 06/30/94

CIRCUIT AND COUNTY	CASES PENDING START	CASES FILED	CASES TERM- NATED	CASES PENDING AT END	AGE OF ALL CASES PENDING LESS 1 YR.	1-2 YRS.	OVER 2 YRS.	% OVER 2 YRS.	CHANGE IN CASES PENDING

SEBASTIAN COUNTY	DIVISION 01								
EQUITY	40	52	56	36	23	10	3	8	-4
DIVORCE	124	346	293	172	149	23	0	0	48
CUSTODY OR SUPPORT	124	233	195	162	131	27	4	2	38
RECIPROCAL IN	9	9	7	11	8	3	0	0	2
RECIPROCAL OUT	3	5	7	1	1	0	0	0	-2
PATERNITY	39	92	77	60	53	7	0	0	21
DOMESTIC ABUSE	2	3	4	1	1	0	0	0	-1
OTHER	38	65	61	42	28	9	5	12	4
TOTALS FOR PERIOD	379	811	705	485	394	79	12	2	106

SEBASTIAN COUNTY	DIVISION 02								
EQUITY	34	50	55	29	24	4	1	3	-5
DIVORCE	147	364	342	169	132	34	3	2	22
CUSTODY OR SUPPORT	124	215	174	165	127	30	8	5	41
RECIPROCAL IN	8	11	11	8	6	2	0	0	0
RECIPROCAL OUT	0	4	4	0	0	0	0	0	0
PATERNITY	25	92	53	64	60	2	2	3	39
DOMESTIC ABUSE	1	3	2	2	2	0	0	0	1
OTHER	40	73	62	51	39	7	5	10	11
TOTALS FOR PERIOD	379	812	703	488	390	79	19	4	109

SEBASTIAN COUNTY	DIVISION 03								
EQUITY	21	52	43	30	27	2	1	3	9
DIVORCE	146	343	344	145	125	20	0	0	-1
CUSTODY OR SUPPORT	140	256	205	191	154	30	7	4	51
RECIPROCAL IN	13	16	22	7	6	1	0	0	-6
RECIPROCAL OUT	1	3	1	3	3	0	0	0	2
PATERNITY	47	88	72	63	55	8	0	0	16
DOMESTIC ABUSE	6	17	12	11	8	3	0	0	5
OTHER	17	40	36	27	23	3	1	4	10
TOTALS FOR PERIOD	391	821	735	477	401	67	9	2	86

SEBASTIAN COUNTY	DIVISION 04								
EQUITY	6	17	14	9	8	0	1	11	3
DIVORCE	39	116	109	46	42	4	0	0	7
CUSTODY OR SUPPORT	52	72	71	53	46	5	2	4	1
RECIPROCAL IN	4	0	4	0	0	0	0	0	-4
RECIPROCAL OUT	1	1	1	1	1	0	0	0	0
PATERNITY	11	24	19	16	16	0	0	0	5
DOMESTIC ABUSE	1	12	8	5	5	0	0	0	4
OTHER	5	12	10	7	6	0	1	14	2
TOTALS FOR PERIOD	119	254	236	137	124	9	4	3	18

CHANCERY CIRCUITS FROM 07/01/93 THROUGH 06/30/94

CIRCUIT AND COUNTY	CASES PENDING START	CASES FILED	CASES TERMINATED	CASES PENDING AT END	AGE LESS 1 YR.	AGE OF ALL CASES 1-2 YRS.	PENDING OVER 2 YRS.	% OVER 2 YRS.	CHANGE IN CASES PENDING

SEBASTIAN COUNTY									
EQUITY	101	171	103	104	92	16	6	6	3
DIVORCE	456	1169	1093	532	448	91	3	1	76
CUSTODY OR SUPPORT	440	776	645	571	453	92	21	4	131
RECIPROCAL IN	34	36	44	26	20	6	0	0	-8
RECIPROCAL OUT	5	13	13	5	5	0	0	0	0
PATERNITY	122	302	221	203	184	17	2	1	81
DOMESTIC ABUSE	10	35	26	19	16	3	0	0	9
OTHER	100	196	159	127	96	19	12	9	27
TOTALS FOR PERIOD	1269	2698	2379	1597	1309	234	44	3	319

TWELFTH CIRCUIT									
EQUITY	141	214	227	128	93	22	8	6	-13
DIVORCE	657	1719	1594	782	675	102	5	1	125
CUSTODY OR SUPPORT	565	1052	905	713	580	110	23	3	147
RECIPROCAL IN	40	48	53	35	27	8	0	0	-5
RECIPROCAL OUT	5	18	15	8	3	0	0	0	3
PATERNITY	140	437	300	277	254	20	3	1	137
DOMESTIC ABUSE	10	47	31	26	23	3	0	0	16
OTHER	163	337	256	244	189	38	17	7	81
TOTALS FOR PERIOD	1722	3872	3351	2213	1854	303	56	3	491

THIRTEENTH CIRCUIT									

CALHOUN COUNTY DIVISION 01									
EQUITY	3	13	6	10	8	1	1	10	7
DIVORCE	30	41	47	24	16	5	3	13	-6
CUSTODY OR SUPPORT	12	10	7	15	7	3	5	33	3
RECIPROCAL IN	1	0	0	1	0	0	1	100	0
RECIPROCAL OUT	0	0	0	0	0	0	0	0	0
PATERNITY	0	0	0	0	0	0	0	0	0
DOMESTIC ABUSE	0	3	2	1	1	0	0	0	1
OTHER	3	3	3	3	0	3	0	0	0
TOTALS FOR PERIOD	49	70	65	54	32	12	10	19	5

CALHOUN COUNTY DIVISION 02									
EQUITY	1	2	3	0	0	0	0	0	-1
DIVORCE	3	9	9	3	2	1	0	0	0
CUSTODY OR SUPPORT	0	1	0	1	1	0	0	0	1
RECIPROCAL IN	0	0	0	0	0	0	0	0	0
RECIPROCAL OUT	0	0	0	0	0	0	0	0	0
PATERNITY	0	0	0	0	0	0	0	0	0
DOMESTIC ABUSE	0	2	2	0	0	0	0	0	0
OTHER	2	1	1	2	1	1	0	0	0
TOTALS FOR PERIOD	6	15	15	6	4	2	0	0	0

CHANCEPY CIRCUITS FROM 07/01/93 THROUGH 06/30/94

CIRCUIT AND COUNTY	CASES PENDING START	CASES FILED	CASES TERMINATED	CASES PENDING AT END	AGE OF ALL CASES PENDING LESS 1 YR.	1-2 YRS.	OVER 2 YRS.	% OVER 2 YRS.	CHANGE IN CASES PENDING

CALHOUN COUNTY	DIVISION 03								
EQUITY	0	0	0	0	0	0	0	0	0
DIVORCE	1	2	2	1	1	0	0	0	0
CUSTODY OR SUPPORT	6	28	11	23	17	1	5	22	17
RECIPROCAL IN	0	2	0	2	2	0	0	0	2
RECIPROCAL OUT	0	0	0	0	0	0	0	0	0
PATERNITY	11	44	37	18	16	1	1	6	7
DOMESTIC ABUSE	0	0	0	0	0	0	0	0	0
OTHER	0	0	0	0	0	0	0	0	0
TOTALS FOR PERIOD	18	76	50	44	36	2	6	14	26

CALHOUN COUNTY	DIVISION 03								
EQUITY	4	15	9	10	3	1	1	10	6
DIVORCE	34	52	55	28	19	6	3	11	-6
CUSTODY OR SUPPORT	18	39	15	39	25	4	10	26	21
RECIPROCAL IN	1	2	0	3	2	0	1	33	2
RECIPROCAL OUT	0	0	0	0	0	0	0	0	0
PATERNITY	11	44	37	18	16	1	1	6	7
DOMESTIC ABUSE	0	5	4	1	1	0	0	0	1
OTHER	5	4	4	5	1	4	0	0	0
TOTALS FOR PERIOD	73	161	130	104	72	16	16	15	31

CLEVELAND COUNTY	DIVISION 01								
EQUITY	4	1	3	2	0	0	2	100	-2
DIVORCE	13	28	29	12	9	1	2	17	-1
CUSTODY OR SUPPORT	7	8	8	9	5	3	1	11	0
RECIPROCAL IN	0	0	0	0	0	0	0	0	0
RECIPROCAL OUT	0	0	0	0	0	0	0	0	0
PATERNITY	0	0	0	0	0	0	0	0	0
DOMESTIC ABUSE	0	2	1	1	1	0	0	0	1
OTHER	3	4	2	5	4	0	1	20	2
TOTALS FOR PERIOD	29	43	43	29	19	4	6	21	0

CLEVELAND COUNTY	DIVISION 02								
EQUITY	5	2	2	5	1	3	1	20	0
DIVORCE	23	26	34	15	10	4	1	7	-8
CUSTODY OR SUPPORT	4	7	6	5	5	0	0	0	1
RECIPROCAL IN	0	0	0	0	0	0	0	0	0
RECIPROCAL OUT	0	0	0	0	0	0	0	0	0
PATERNITY	0	1	0	1	1	0	0	0	1
DOMESTIC ABUSE	2	2	2	2	2	0	0	0	0
OTHER	4	6	4	6	5	1	0	0	2
TOTALS FOR PERIOD	38	44	48	34	24	8	2	6	-4

CHANCERY CIRCUITS FROM 07/01/93 THROUGH 06/30/94

CIRCUIT AND COUNTY	CASES PENDING START	CASES FILED	CASES TERMINATED	CASES PENDING AT END	AGE OF ALL CASES PENDING LESS 1 YR.	1-2 YRS.	OVER 2 YRS.	% OVER 2 YRS.	CHANGE IN CASES PENDING

CLEVELAND COUNTY	DIVISION 03								
EQUITY	0	0	0	0	0	0	0	0	0
DIVORCE	1	1	1	1	1	0	0	0	0
CJSTODY OR SUPPORT	3	13	14	7	7	0	0	0	-1
RECIPROCAL IN	0	0	0	0	0	0	0	0	0
RECIPROCAL OUT	0	0	0	0	0	0	0	0	0
PATERNITY	12	23	15	19	15	4	0	0	7
DOMESTIC ABUSE	1	0	1	0	0	0	0	0	-1
OTHER	0	2	1	1	1	0	0	0	1
TOTALS FOR PERIOD	22	39	33	28	24	4	0	0	6

CLEVELAND COUNTY	DIVISION 01								
EQUITY	9	3	5	7	1	3	3	43	-2
DIVORCE	37	55	64	28	20	5	3	11	-9
CUSTODY OR SUPPORT	21	28	28	21	17	3	1	5	0
RECIPROCAL IN	0	0	0	0	0	0	0	0	0
RECIPROCAL OUT	0	0	0	0	0	0	0	0	0
PATERNITY	12	24	16	20	16	4	0	0	8
DOMESTIC ABUSE	3	4	4	3	3	0	0	0	0
OTHER	7	12	7	12	10	1	1	8	5
TOTALS FOR PERIOD	99	126	124	91	67	16	8	9	2

COLUMBIA COUNTY	DIVISION 01								
EQUITY	22	21	20	23	15	6	2	9	1
DIVORCE	60	132	122	70	63	6	1	1	10
CUSTODY OR SUPPORT	66	141	133	74	65	6	3	4	8
RECIPROCAL IN	3	4	5	2	2	0	0	0	-1
RECIPROCAL OUT	3	0	3	0	0	0	0	0	-3
PATERNITY	20	43	35	27	19	8	0	0	7
DOMESTIC ABUSE	0	2	0	2	2	0	0	0	2
OTHER	6	6	5	7	6	0	1	14	1
TOTALS FOR PERIOD	180	349	324	205	172	26	7	3	25

COLUMBIA COUNTY	DIVISION 02								
EQUITY	21	29	26	24	19	3	2	8	3
DIVORCE	51	102	108	45	32	12	1	2	-6
CUSTODY OR SUPPORT	45	132	105	72	62	7	3	4	27
RECIPROCAL IN	3	6	4	5	3	2	0	0	2
RECIPROCAL OUT	0	0	0	0	0	0	0	0	0
PATERNITY	35	38	45	28	24	3	1	4	-7
DOMESTIC ABUSE	0	1	0	1	1	0	0	0	1
OTHER	6	9	10	5	3	1	1	20	-1
TOTALS FOR PERIOD	161	317	293	150	144	28	3	4	19

CHANCERY CIRCUITS FROM 07/01/93 THROUGH 06/30/94

CIRCUIT AND COUNTY	CASES PENDING START	CASES FILED	CASES TERMINATED	CASES PENDING AT END	AGE LESS 1 YR.	OF ALL CASES 1-2 YRS.	PENDING OVER 2 YRS.	% OVER 2 YRS.	CHANGE IN CASES PENDING

COLUMBIA COUNTY	DIVISION 03								
EQUITY	1	0	1	0	0	0	0	0	-1
DIVORCE	2	0	1	1	0	1	0	0	-1
CUSTODY OR SUPPORT	60	239	167	102	69	17	16	16	42
RECIPROCAL IN	1	2	3	0	0	0	0	0	-1
RECIPROCAL OUT	0	0	0	0	0	0	0	0	0
PATERNITY	81	67	66	82	33	13	36	44	1
DOMESTIC ABUSE	0	0	0	0	0	0	0	0	0
OTHER	0	0	0	0	0	0	0	0	0
TOTALS FOR PERIOD	145	278	233	185	102	31	52	28	40

COLUMBIA COUNTY	DIVISION 01								
EQUITY	44	50	47	47	34	9	4	9	3
DIVORCE	113	234	231	116	95	19	2	2	3
CUSTODY OR SUPPORT	171	482	405	248	196	30	22	9	77
RECIPROCAL IN	7	12	12	7	5	2	0	0	0
RECIPROCAL OUT	3	0	3	0	0	0	0	0	-3
PATERNITY	136	148	147	137	76	24	37	27	1
DOMESTIC ABUSE	0	3	0	3	3	0	0	0	3
OTHER	12	15	15	12	9	1	2	17	0
TOTALS FOR PERIOD	486	944	860	570	418	35	67	12	84

DALLAS COUNTY	DIVISION 01								
EQUITY	5	2	2	5	2	1	2	40	0
DIVORCE	27	36	38	25	17	7	1	4	-2
CUSTODY OR SUPPORT	13	23	22	14	10	2	2	14	1
RECIPROCAL IN	1	1	0	2	1	0	1	50	1
RECIPROCAL OUT	0	0	0	0	0	0	0	0	0
PATERNITY	0	0	0	0	0	0	0	0	0
DOMESTIC ABUSE	0	0	0	0	0	0	0	0	0
OTHER	2	8	8	2	2	0	0	0	0
TOTALS FOR PERIOD	48	70	70	48	32	10	6	13	0

DALLAS COUNTY	DIVISION 02								
EQUITY	4	5	2	7	3	3	1	14	3
DIVORCE	18	36	29	25	19	6	0	0	7
CUSTODY OR SUPPORT	10	13	12	11	7	3	1	9	1
RECIPROCAL IN	0	0	0	0	0	0	0	0	0
RECIPROCAL OUT	0	0	0	0	0	0	0	0	0
PATERNITY	1	1	1	1	0	0	1	100	0
DOMESTIC ABUSE	0	0	0	0	0	0	0	0	0
OTHER	6	4	5	5	3	2	0	0	-1
TOTALS FOR PERIOD	39	59	49	49	32	14	3	6	10

CHANCERY CIRCUITS FROM 07/01/93 THROUGH 06/30/94

CIRCUIT AND COUNTY	CASES PENDING START	CASES FILED	CASES TERMINATED	CASES PENDING AT END	AGE OF ALL CASES PENDING			% OVER 2 YRS.	CHANGE IN CASES PENDING
					LESS 1 YR.	1-2 YRS.	OVER 2 YRS.		

DALLAS COUNTY DIVISION 03									
EQUITY	0	0	0	0	0	0	0	0	0
DIVORCE	0	1	0	1	1	0	0	0	1
CUSTODY OR SUPPORT	52	172	50	144	112	9	23	16	92
RECIPROCAL IN	4	5	3	6	3	2	1	17	2
RECIPROCAL OUT	0	2	2	0	0	0	0	0	0
PATERNITY	4	4	3	5	2	0	3	60	1
DOMESTIC ABUSE	0	0	0	0	0	0	0	0	0
OTHER	0	0	0	0	0	0	0	0	0
TOTALS FOR PERIOD	60	190	94	156	115	11	27	17	96

DALLAS COUNTY									
EQUITY	9	7	4	12	5	4	3	25	3
DIVORCE	45	73	57	51	37	13	1	2	6
CUSTODY OR SUPPORT	75	208	114	169	129	14	26	15	94
RECIPROCAL IN	5	6	3	8	4	2	2	25	3
RECIPROCAL OUT	0	8	8	0	0	0	0	0	0
PATERNITY	5	5	4	6	2	0	4	67	1
DOMESTIC ABUSE	0	0	0	0	0	0	0	0	0
OTHER	3	12	13	7	5	2	0	0	-1
TOTALS FOR PERIOD	147	319	213	253	182	35	36	14	106

QUACHITA COUNTY DIVISION 01									
EQUITY	30	47	33	39	29	6	4	10	9
DIVORCE	135	210	213	132	95	30	7	5	-3
CUSTODY OR SUPPORT	103	222	190	135	88	33	14	10	32
RECIPROCAL IN	1	1	2	0	0	0	0	0	-1
RECIPROCAL OUT	1	0	0	1	0	1	0	0	0
PATERNITY	1	12	10	3	3	0	0	0	2
DOMESTIC ABUSE	3	61	53	6	4	2	0	0	3
OTHER	7	14	14	7	5	2	0	0	0
TOTALS FOR PERIOD	281	567	525	323	224	74	25	8	42

QUACHITA COUNTY DIVISION 02									
EQUITY	9	12	15	5	4	1	0	0	-3
DIVORCE	4	45	25	25	25	0	0	0	21
CUSTODY OR SUPPORT	6	12	10	8	6	2	0	0	2
RECIPROCAL IN	0	0	0	0	0	0	0	0	0
RECIPROCAL OUT	0	0	0	0	0	0	0	0	0
PATERNITY	0	1	1	0	0	0	0	0	0
DOMESTIC ABUSE	2	12	13	1	1	0	0	0	-1
OTHER	0	5	1	4	4	0	0	0	4
TOTALS FOR PERIOD	20	88	65	43	40	3	0	0	23

CHANCERY CIRCUITS FROM 07/01/93 THROUGH 06/30/94

CIRCUIT AND COUNTY	CASES PENDING START	CASES FILED	CASES TERMINATED	CASES PENDING AT END	AGE OF ALL CASES LESS 1 YR.	OF ALL CASES 1-2 YRS.	PENDING OVER 2 YRS.	% OVER 2 YRS.	CHANGE IN CASES PENDING

QUACHITA COUNTY	DIVISION J3								
EQUITY	1	0	0	1	0	1	0	0	0
DIVORCE	1	2	1	2	1	1	0	0	1
CUSTODY OR SUPPORT	95	93	130	54	35	16	13	20	-32
RECIPROCAL IN	3	1	1	3	0	3	0	0	0
RECIPROCAL OUT	3	0	0	3	0	3	0	0	0
PATERNITY	108	196	161	143	73	22	48	34	35
DOMESTIC ABUSE	1	7	7	1	0	0	1	100	0
OTHER	1	1	1	1	1	0	0	0	0
TOTALS FOR PERIOD	214	305	301	218	110	46	62	28	4

QUACHITA COUNTY	DIVISION 01								
EQUITY	39	59	53	45	33	8	4	9	6
DIVORCE	140	252	239	159	121	31	7	4	19
CUSTODY OR SUPPORT	205	332	330	207	129	51	27	13	2
RECIPROCAL IN	4	2	3	3	0	3	0	0	-1
RECIPROCAL OUT	4	0	0	4	0	4	0	0	0
PATERNITY	109	209	172	146	76	22	48	33	37
DOMESTIC ABUSE	0	60	75	8	5	2	1	13	2
OTHER	2	20	16	12	10	2	0	0	4
TOTALS FOR PERIOD	515	960	891	584	374	123	87	15	69

UNION COUNTY	DIVISION 01								
EQUITY	10	27	19	18	12	4	2	11	8
DIVORCE	23	19	30	17	11	2	4	24	-11
CUSTODY OR SUPPORT	12	23	15	20	13	5	2	10	8
RECIPROCAL IN	0	0	0	0	0	0	0	0	0
RECIPROCAL OUT	0	1	1	0	0	0	0	0	0
PATERNITY	0	0	0	0	0	0	0	0	0
DOMESTIC ABUSE	0	0	0	0	0	0	0	0	0
OTHER	4	2	3	3	0	2	1	33	-1
TOTALS FOR PERIOD	54	72	68	58	36	13	9	16	4

UNION COUNTY	DIVISION 02								
EQUITY	58	42	61	39	22	12	5	13	-19
DIVORCE	211	427	417	221	171	45	5	2	10
CUSTODY OR SUPPORT	167	260	251	176	114	39	23	13	9
RECIPROCAL IN	7	10	9	8	5	3	0	0	1
RECIPROCAL OUT	0	9	9	0	0	0	0	0	0
PATERNITY	6	5	7	4	1	3	0	0	-2
DOMESTIC ABUSE	3	60	58	5	5	0	0	0	2
OTHER	17	29	25	21	14	6	1	5	4
TOTALS FOR PERIOD	469	842	837	474	332	108	34	7	5

CHANCERY CIRCUITS FROM 07/01/93 THROUGH 06/30/94

CIRCUIT AND COUNTY	CASES PENDING START	CASES FILED	CASES TERMINATED	CASES PENDING AT END	AGE OF ALL CASES PENDING LESS 1 YR.	1-2 YRS.	2 YRS.	% OVER 2 YRS.	CHANGE IN CASES PENDING

UNION COUNTY DIVISION 03									
EQUITY	5	1	5	2	0	1	1	50	-4
DIVORCE	11	15	14	12	6	4	2	17	1
CUSTODY OR SUPPORT	163	327	256	239	131	53	55	23	71
RECIPROCAL IN	35	32	27	40	19	13	8	20	5
RECIPROCAL OUT	0	14	14	0	0	0	0	0	0
PATERNITY	104	259	195	168	110	16	42	25	64
DOMESTIC ABUSE	3	3	2	4	1	0	3	75	1
OTHER	3	2	3	2	0	1	1	50	-1
TOTALS FOR PERIOD	330	653	510	467	267	98	112	24	137

UNION COUNTY									
EQUITY	74	70	83	59	34	17	8	14	-15
DIVORCE	250	461	461	250	133	51	11	4	0
CUSTODY OR SUPPORT	347	610	522	435	258	97	90	18	88
RECIPROCAL IN	42	42	36	48	24	16	8	17	6
RECIPROCAL OUT	0	24	24	0	0	0	0	0	0
PATERNITY	110	264	202	172	111	19	42	24	62
DOMESTIC ABUSE	6	63	60	9	6	0	3	33	3
OTHER	24	33	31	26	14	9	3	12	2
TOTALS FOR PERIOD	553	1007	1421	999	635	209	155	16	146

THIRTEENTH CIRCUIT									
EQUITY	179	204	203	180	115	42	23	13	1
DIVORCE	519	1133	1120	632	480	125	27	4	13
CUSTODY OR SUPPORT	857	1699	1417	1119	754	199	166	15	282
RECIPROCAL IN	59	64	54	69	35	23	11	16	10
RECIPROCAL OUT	7	32	35	4	0	4	0	0	-3
PATERNITY	383	694	578	499	297	70	132	26	116
DOMESTIC ABUSE	15	155	146	24	18	2	4	17	9
OTHER	64	96	26	74	49	19	6	8	10
TOTALS FOR PERIOD	2163	4677	3639	2601	1748	434	369	14	438

FOURTEENTH CIRCUIT									

SAXTER COUNTY DIVISION 01									
EQUITY	29	26	29	26	13	10	3	12	-3
DIVORCE	100	276	273	103	92	8	3	3	3
CUSTODY OR SUPPORT	52	99	78	73	56	16	1	1	21
RECIPROCAL IN	2	3	4	1	1	0	0	0	-1
RECIPROCAL OUT	0	0	0	0	0	0	0	0	0
PATERNITY	1	2	3	6	5	1	0	0	5
DOMESTIC ABUSE	5	27	21	11	11	0	0	0	6
OTHER	33	77	67	43	31	9	3	7	10
TOTALS FOR PERIOD	222	516	475	263	209	44	10	4	41

CHANCERY CIRCUITS FROM 07/01/93 THROUGH 05/30/94

CIRCUIT AND COUNTY	CASES PENDING START	CASES FILED	CASES TERMINATED	CASES PENDING AT END	AGE OF ALL CASES PENDING			% OVER 2 YRS.	CHANGE IN CASES PENDING
					LESS 1 YR.	1-2 YRS.	OVER 2 YRS.		

BAXTER COUNTY	DIVISION 02								
EQUITY	11	3	9	5	3	1	1	20	-6
DIVORCE	12	46	41	17	15	1	1	6	5
CUSTODY OR SUPPORT	10	12	11	11	5	5	0	0	1
RECIPROCAL IN	0	0	0	0	0	0	0	0	0
RECIPROCAL OUT	0	0	0	0	0	0	0	0	0
PATERNITY	0	0	0	0	0	0	0	0	0
DOMESTIC ABUSE	10	19	12	17	10	7	0	0	7
OTHER	11	10	13	8	5	3	0	0	-3
TOTALS FOR PERIOD	54	90	85	58	39	17	2	3	4

BAXTER COUNTY	DIVISION 01								
EQUITY	40	29	33	31	16	11	4	13	-9
DIVORCE	112	322	314	120	107	9	4	3	8
CUSTODY OR SUPPORT	62	111	89	84	62	21	1	1	22
RECIPROCAL IN	2	3	4	1	1	0	0	0	-1
RECIPROCAL OUT	0	0	0	0	0	0	0	0	0
PATERNITY	1	3	3	6	5	1	0	0	5
DOMESTIC ABUSE	15	46	33	28	21	7	0	0	13
OTHER	44	37	30	51	36	12	3	6	7
TOTALS FOR PERIOD	275	606	561	321	248	61	12	4	45

BOONE COUNTY	DIVISION 01								
EQUITY	35	20	36	19	11	2	6	32	-16
DIVORCE	31	274	275	80	74	4	2	3	-1
CUSTODY OR SUPPORT	46	111	101	56	51	4	1	2	10
RECIPROCAL IN	6	10	10	6	4	1	1	17	0
RECIPROCAL OUT	0	1	1	0	0	0	0	0	0
PATERNITY	5	21	17	9	9	0	0	0	4
DOMESTIC ABUSE	12	85	23	14	14	0	0	0	2
OTHER	15	28	27	16	11	4	1	6	1
TOTALS FOR PERIOD	200	550	550	200	174	15	11	6	0

BOONE COUNTY	DIVISION 02								
EQUITY	14	4	11	7	1	0	6	86	-7
DIVORCE	27	47	41	33	13	5	15	45	6
CUSTODY OR SUPPORT	10	6	6	10	1	3	6	60	0
RECIPROCAL IN	1	1	1	1	1	0	0	0	0
RECIPROCAL OUT	0	0	0	0	0	0	0	0	0
PATERNITY	0	0	0	0	0	0	0	0	0
DOMESTIC ABUSE	4	3	0	7	3	2	2	29	3
OTHER	3	4	3	4	2	1	1	25	1
TOTALS FOR PERIOD	59	65	62	62	21	11	30	48	3

CHANCERY CIRCUITS FROM 07/01/93 THROUGH 06/30/94

CIRCUIT AND COUNTY	CASES PENDING START	CASES FILED	CASES TERMINATED	CASES PENDING AT END	AGE OF ALL CASES PENDING LESS			% OVER 2 YRS.	CHANGE IN CASES PENDING
					1 YR.	1-2 YRS.	2 YRS.		

BOONE COUNTY									
EQUITY	49	24	47	26	12	2	12	46	-23
DIVORCE	102	321	316	113	37	9	17	15	5
CUSTODY OR SUPPORT	56	117	107	66	52	7	7	11	10
RECIPROCAL IN	7	11	11	7	5	1	1	14	0
RECIPROCAL OUT	0	1	1	0	0	0	0	0	0
PATERNITY	5	21	17	9	9	0	0	0	4
DOMESTIC ABUSE	16	98	83	21	17	2	2	10	5
OTHER	18	32	30	20	13	5	2	10	2
TOTALS FOR PERIOD	259	615	612	262	195	26	41	16	3

MARION COUNTY DIVISION 01									
EQUITY	35	32	39	25	19	8	1	4	-7
DIVORCE	48	133	121	60	48	11	1	2	12
CUSTODY OR SUPPORT	38	48	55	31	20	9	2	6	-7
RECIPROCAL IN	4	0	3	1	0	1	0	0	-3
RECIPROCAL OUT	0	0	0	0	0	0	0	0	0
PATERNITY	2	0	2	0	0	0	0	0	-2
DOMESTIC ABUSE	9	16	16	9	6	3	0	0	0
OTHER	21	33	29	25	18	5	2	8	4
TOTALS FOR PERIOD	157	262	265	154	111	37	6	4	-3

MARION COUNTY DIVISION 02									
EQUITY	9	8	7	10	6	1	3	30	1
DIVORCE	13	14	16	11	8	1	2	18	-2
CUSTODY OR SUPPORT	7	8	3	12	7	0	5	42	5
RECIPROCAL IN	0	0	0	0	0	0	0	0	0
RECIPROCAL OUT	0	0	0	0	0	0	0	0	0
PATERNITY	0	1	0	1	1	0	0	0	1
DOMESTIC ABUSE	2	13	7	8	6	2	0	0	6
OTHER	3	6	2	7	4	1	2	29	4
TOTALS FOR PERIOD	34	50	35	49	32	5	12	24	15

MARION COUNTY									
EQUITY	44	40	46	38	25	9	4	11	-6
DIVORCE	61	147	137	71	56	12	3	4	10
CUSTODY OR SUPPORT	45	56	58	43	27	9	7	16	-2
RECIPROCAL IN	4	0	3	1	0	1	0	0	-3
RECIPROCAL OUT	0	0	0	0	0	0	0	0	0
PATERNITY	2	1	2	1	1	0	0	0	-1
DOMESTIC ABUSE	11	29	23	17	12	5	0	0	6
OTHER	24	39	31	32	22	6	4	13	8
TOTALS FOR PERIOD	191	312	300	203	143	42	18	9	12

CHANCERY CIRCUITS FROM 07/01/93 THROUGH 06/30/94

CIRCUIT AND COUNTY	CASES PENDING START	CASES FILED	CASES TERMINATED	CASES PENDING AT END	AGE LESS 1 YR.	AGE OF ALL CASES 1-2 YRS.	PENDING OVER 2 YRS.	% OVER 2 YRS.	CHANGE IN CASES PENDING

NEWTON COUNTY	DIVISION 01								
EQUITY	14	8	3	14	6	5	3	21	0
DIVORCE	35	00	53	32	22	10	0	0	-3
CUSTODY OR SUPPORT	11	13	14	10	6	3	1	10	-1
RECIPROCAL IN	0	0	0	0	0	0	0	0	0
RECIPROCAL OUT	0	0	0	0	0	0	0	0	0
PATERNITY	2	1	2	1	0	1	0	0	-1
DOMESTIC ABUSE	6	35	27	14	11	3	0	0	8
OTHER	9	9	10	8	5	3	0	0	-1
TOTALS FOR PERIOD	77	125	124	79	50	25	4	5	2

NEWTON COUNTY	DIVISION 02								
EQUITY	7	1	0	3	1	0	2	67	1
DIVORCE	7	7	7	7	4	1	2	29	0
CUSTODY OR SUPPORT	3	0	1	2	0	1	1	50	-1
RECIPROCAL IN	0	0	0	0	0	0	0	0	0
RECIPROCAL OUT	0	0	0	0	0	0	0	0	0
PATERNITY	0	0	0	0	0	0	0	0	0
DOMESTIC ABUSE	0	2	0	2	2	0	0	0	2
OTHER	3	1	1	3	1	1	1	33	0
TOTALS FOR PERIOD	15	11	9	17	8	3	6	35	2

NEWTON COUNTY									
EQUITY	16	9	8	17	7	5	5	29	1
DIVORCE	42	07	70	39	26	11	2	5	-3
CUSTODY OR SUPPORT	14	13	15	12	6	4	2	17	-2
RECIPROCAL IN	0	0	0	0	0	0	0	0	0
RECIPROCAL OUT	0	0	0	0	0	0	0	0	0
PATERNITY	2	1	2	1	0	1	0	0	-1
DOMESTIC ABUSE	6	37	27	16	13	3	0	0	10
OTHER	12	10	11	11	6	4	1	9	-1
TOTALS FOR PERIOD	92	137	133	96	58	28	10	10	4

FOURTEENTH CIRCUIT									
EQUITY	149	102	139	112	60	27	25	22	-37
DIVORCE	323	657	637	343	276	41	26	8	20
CUSTODY OR SUPPORT	177	297	269	205	147	41	17	8	28
RECIPROCAL IN	13	14	18	9	6	2	1	11	-4
RECIPROCAL OUT	0	1	1	0	0	0	0	0	0
PATERNITY	10	31	24	17	15	2	0	0	7
DOMESTIC ABUSE	48	200	166	82	63	17	2	2	34
OTHER	98	168	152	114	77	27	10	9	16
TOTALS FOR PERIOD	818	1670	1606	882	644	157	81	9	64

CHANCERY CIRCUITS FROM 07/01/93 THROUGH 05/30/94

CIRCUIT AND COUNTY	CASES PENDING START	CASES FILED	CASES TERMI-NATED	CASES PENDING AT END	AGE OF ALL CASES PENDING			% OVER 2 YRS.	CHANGE IN CASES PENDING
					LESS 1 YR.	1-2 YRS.	OVER 2 YRS.		

FIFTEENTH CIRCUIT									

CONWAY COUNTY DIVISION 01									
EQUITY	13	13	13	13	3	1	4	31	0
DIVORCE	71	145	154	62	49	9	4	6	-9
CUSTODY OR SUPPORT	46	107	69	34	65	14	5	6	38
RECIPROCAL IN	0	1	1	0	0	0	0	0	0
RECIPROCAL OUT	1	0	0	1	0	1	0	0	0
PATERNITY	1	2	1	2	2	0	0	0	1
DOMESTIC ABUSE	3	1	0	4	1	1	2	50	1
OTHER	22	32	29	25	15	4	6	24	3
TOTALS FOR PERIOD	157	301	257	191	140	30	21	11	34

CONWAY COUNTY DIVISION 02									
EQUITY	9	4	3	4	2	2	0	0	-5
DIVORCE	23	61	42	36	30	4	2	6	13
CUSTODY OR SUPPORT	32	69	51	50	31	12	7	14	18
RECIPROCAL IN	3	1	1	3	1	1	1	33	0
RECIPROCAL OUT	0	2	2	0	0	0	0	0	0
PATERNITY	46	73	62	57	40	11	6	11	11
DOMESTIC ABUSE	12	12	11	13	10	2	1	8	1
OTHER	6	16	11	11	9	2	0	0	5
TOTALS FOR PERIOD	131	238	195	174	123	34	17	10	43

CONWAY COUNTY									
EQUITY	22	17	22	17	10	3	4	24	-5
DIVORCE	94	206	202	98	79	13	6	6	4
CUSTODY OR SUPPORT	73	176	120	134	96	26	12	9	56
RECIPROCAL IN	3	2	2	3	1	1	1	33	0
RECIPROCAL OUT	1	2	2	1	0	1	0	0	0
PATERNITY	47	75	63	59	42	11	6	10	12
DOMESTIC ABUSE	15	13	11	17	11	3	3	18	2
OTHER	28	48	40	36	24	6	6	17	8
TOTALS FOR PERIOD	283	539	462	365	263	64	38	10	77

LOGAN COUNTY DIVISION 01									
EQUITY	17	14	14	17	13	4	0	0	0
DIVORCE	71	153	163	56	47	8	1	2	-15
CUSTODY OR SUPPORT	79	124	117	86	68	16	2	2	7
RECIPROCAL IN	2	1	1	2	1	1	0	0	0
RECIPROCAL OUT	1	1	1	1	1	0	0	0	0
PATERNITY	2	10	5	7	6	1	0	0	5
DOMESTIC ABUSE	0	0	0	0	0	0	0	0	0
OTHER	20	38	35	23	16	3	4	17	3
TOTALS FOR PERIOD	192	341	341	192	152	33	7	4	0

CHANCERY CIRCUITS FROM 07/01/93 THROUGH 06/30/94

CIRCUIT AND COUNTY	CASES PENDING START	CASES FILED	CASES TERMINATED	CASES PENDING AT END	AGE OF ALL CASES PENDING LESS 1 YR.	1-2 YRS.	OVER 2 YRS.	% OVER 2 YRS.	CHANGE IN CASES PENDING

LOGAN COUNTY	DIVISION 02								
EQUITY	6	5	9	5	3	1	1	20	-1
DIVORCE	40	87	84	43	34	6	3	7	3
CUSTODY OR SUPPORT	25	31	33	23	12	6	5	22	-2
RECIPROCAL IN	1	2	2	1	1	0	0	0	0
RECIPROCAL OUT	0	0	0	0	0	0	0	0	0
PATERNITY	1	3	2	2	1	0	1	50	1
DOMESTIC ABUSE	0	1	0	1	1	0	0	0	1
OTHER	10	14	12	12	4	5	3	25	2
TOTALS FOR PERIOD	93	146	142	87	56	18	13	15	4

LOGAN COUNTY	DIVISION 01								
EQUITY	23	22	23	22	16	5	1	5	-1
DIVORCE	111	240	252	99	81	14	4	4	-12
CUSTODY OR SUPPORT	104	155	150	109	80	22	7	6	5
RECIPROCAL IN	3	3	3	3	2	1	0	0	0
RECIPROCAL OUT	1	1	1	1	1	0	0	0	0
PATERNITY	3	13	7	9	7	1	1	11	6
DOMESTIC ABUSE	0	1	0	1	1	0	0	0	1
OTHER	30	52	47	35	20	8	7	20	5
TOTALS FOR PERIOD	275	497	483	279	208	51	20	7	4

SCOTT COUNTY	DIVISION 01								
EQUITY	3	2	2	3	2	1	0	0	0
DIVORCE	31	92	79	44	37	7	0	0	13
CUSTODY OR SUPPORT	36	53	37	52	40	12	0	0	16
RECIPROCAL IN	1	1	1	1	0	1	0	0	0
RECIPROCAL OUT	0	0	0	0	0	0	0	0	0
PATERNITY	2	1	1	2	1	1	0	0	0
DOMESTIC ABUSE	1	0	1	0	0	0	0	0	-1
OTHER	8	23	19	12	11	1	0	0	4
TOTALS FOR PERIOD	82	172	140	114	91	23	0	0	32

SCOTT COUNTY	DIVISION 02								
EQUITY	1	1	1	1	1	0	0	0	0
DIVORCE	30	35	42	23	14	7	2	9	-7
CUSTODY OR SUPPORT	13	41	31	23	19	3	1	4	10
RECIPROCAL IN	0	0	0	0	0	0	0	0	0
RECIPROCAL OUT	0	0	0	0	0	0	0	0	0
PATERNITY	0	2	1	1	1	0	0	0	1
DOMESTIC ABUSE	0	1	0	1	1	0	0	0	1
OTHER	3	9	9	3	3	0	0	0	0
TOTALS FOR PERIOD	47	89	84	52	39	10	3	6	5

CHANCERY CIRCUITS FROM 07/01/93 THROUGH 06/30/94

CIRCUIT AND COUNTY	CASES PENDING START	CASES FILED	CASES TERMINATED	CASES PENDING AT END	AGE OF ALL CASES PENDING LESS			% OVER 2 YRS.	CHANGE IN CASES PENDING
					1 YR.	1-2 YRS.	2 YRS.		

SCOTT COUNTY									
EQUITY	4	3	3	4	3	1	0	0	0
DIVORCE	61	127	121	67	51	14	2	3	6
CUSTODY OR SUPPORT	49	94	80	75	59	15	1	1	26
RECIPROCAL IN	1	1	1	1	0	1	0	0	0
RECIPROCAL OUT	0	0	0	0	0	0	0	0	0
PATERNITY	2	3	2	3	2	1	0	0	1
DOMESTIC ABUSE	1	1	1	1	1	0	0	0	0
OTHER	11	32	23	15	14	1	0	0	4
TOTALS FOR PERIOD	129	261	224	166	130	33	3	2	37

YELL COUNTY DIVISION 01									
EQUITY	15	7	14	9	4	1	4	44	-7
DIVORCE	102	162	167	97	81	15	1	1	-5
CUSTODY OR SUPPORT	67	221	186	122	111	9	2	2	35
RECIPROCAL IN	2	1	3	0	0	0	0	0	-2
RECIPROCAL OUT	0	0	0	0	0	0	0	0	0
PATERNITY	6	29	23	12	10	2	0	0	6
DOMESTIC ABUSE	1	0	1	0	0	0	0	0	-1
OTHER	19	35	40	14	10	2	2	14	-5
TOTALS FOR PERIOD	233	455	434	254	216	29	9	4	21

YELL COUNTY DIVISION 02									
EQUITY	2	2	2	2	1	1	0	0	0
DIVORCE	47	77	69	55	40	7	3	15	3
CUSTODY OR SUPPORT	27	35	38	24	14	4	6	25	-3
RECIPROCAL IN	1	0	0	1	0	1	0	0	0
RECIPROCAL OUT	0	0	0	0	0	0	0	0	0
PATERNITY	13	3	11	5	2	0	3	60	-8
DOMESTIC ABUSE	7	7	7	5	2	3	0	0	-2
OTHER	12	14	17	9	5	4	0	0	-3
TOTALS FOR PERIOD	109	138	146	101	64	20	17	17	-8

YELL COUNTY									
EQUITY	18	9	16	11	5	2	4	36	-7
DIVORCE	149	239	236	152	121	22	9	6	3
CUSTODY OR SUPPORT	114	256	224	146	125	13	8	5	32
RECIPROCAL IN	3	1	3	1	0	1	0	0	-2
RECIPROCAL OUT	0	0	0	0	0	0	0	0	0
PATERNITY	19	32	34	17	12	2	3	18	-2
DOMESTIC ABUSE	8	7	10	5	2	3	0	0	-3
OTHER	31	49	57	23	15	6	2	9	-8
TOTALS FOR PERIOD	342	493	580	355	280	49	26	7	13

CHANCERY CIRCUITS FROM 07/01/93 THROUGH 06/30/94

CIRCUIT AND COUNTY	CASES PENDING START	CASES FILED	CASES TERMINATED	CASES PENDING AT END	AGE OF ALL CASES LESS 1 YR.	1-2 YRS.	PENDING OVER 2 YRS.	% OVER 2 YRS.	CHANGE IN CASES PENDING

FIFTEENTH CIRCUIT									
EQUITY	67	51	64	54	34	11	9	17	-13
DIVORCE	415	412	311	416	332	63	21	5	1
CUSTODY OR SUPPORT	345	681	502	464	360	76	28	6	119
RECIPROCAL IN	10	7	9	8	3	4	1	13	-2
RECIPROCAL OUT	2	3	3	2	1	1	0	0	0
PATERNITY	71	123	106	88	63	15	10	11	17
DOMESTIC ABUSE	24	22	22	24	15	6	3	13	0
OTHER	100	181	172	109	73	21	15	14	9
TOTALS FOR PERIOD	1034	1860	1749	1165	881	197	87	7	131

SIXTEENTH CIRCUIT									

CLEBURNE COUNTY DIVISION 01									
EQUITY	32	47	55	24	19	2	3	13	-8
DIVORCE	67	190	173	79	72	7	0	0	12
CUSTODY OR SUPPORT	53	128	115	66	59	6	1	2	13
RECIPROCAL IN	1	35	25	11	11	0	0	0	10
RECIPROCAL OUT	1	16	16	1	1	0	0	0	0
PATERNITY	0	2	1	1	1	0	0	0	1
DOMESTIC ABUSE	5	10	14	2	2	0	0	0	-4
OTHER	4	9	8	5	5	0	0	0	1
TOTALS FOR PERIOD	164	437	412	189	170	15	4	2	25

CLEBURNE COUNTY DIVISION 02									
EQUITY	4	8	8	4	4	0	0	0	0
DIVORCE	9	34	32	11	11	0	0	0	2
CUSTODY OR SUPPORT	8	19	14	13	12	1	0	0	5
RECIPROCAL IN	6	12	12	6	6	0	0	0	0
RECIPROCAL OUT	3	5	7	2	2	0	0	0	-1
PATERNITY	1	0	1	0	0	0	0	0	-1
DOMESTIC ABUSE	17	33	39	11	11	0	0	0	-6
OTHER	1	5	5	1	1	0	0	0	0
TOTALS FOR PERIOD	49	117	118	48	47	1	0	0	-1

CLEBURNE COUNTY									
EQUITY	36	55	63	28	23	2	3	11	-8
DIVORCE	76	224	210	90	83	7	0	0	14
CUSTODY OR SUPPORT	61	147	129	79	71	7	1	1	18
RECIPROCAL IN	7	47	37	17	17	0	0	0	10
RECIPROCAL OUT	4	22	23	3	3	0	0	0	-1
PATERNITY	1	2	2	1	1	0	0	0	0
DOMESTIC ABUSE	23	43	53	13	13	0	0	0	-10
OTHER	5	14	13	6	6	0	0	0	1
TOTALS FOR PERIOD	213	554	530	237	217	16	4	2	24

CHANCERY CIRCUITS FROM 07/01/93 THROUGH 06/30/94

CIRCUIT AND COUNTY	CASES PENDING START	CASES FILED	CASES TERMINATED	CASES PENDING AT END	AGE OF ALL CASES LESS 1 YR.	1-2 YRS.	PENDING OVER 2 YRS.	% OVER 2 YRS.	CHANGE IN CASES PENDING

FULTON COUNTY	DIVISION J1								
EQUITY	26	24	34	14	14	2	0	0	-10
DIVORCE	43	98	90	48	42	5	1	2	8
CUSTODY OR SUPPORT	19	63	42	40	37	3	0	0	21
RECIPROCAL IN	1	7	6	2	2	0	0	0	1
RECIPROCAL OUT	0	6	6	0	0	0	0	0	0
PATERNITY	3	8	5	6	6	0	0	0	3
DOMESTIC ABUSE	0	1	1	0	0	0	0	0	0
OTHER	3	3	4	2	1	1	0	0	-1
TOTALS FOR PERIOD	92	210	183	114	102	11	1	1	22

FULTON COUNTY	DIVISION J2								
EQUITY	1	0	1	0	0	0	0	0	-1
DIVORCE	3	0	3	0	0	0	0	0	-3
CUSTODY OR SUPPORT	5	9	3	6	5	1	0	0	1
RECIPROCAL IN	1	0	1	0	0	0	0	0	-1
RECIPROCAL OUT	0	0	0	0	0	0	0	0	0
PATERNITY	2	1	1	2	1	1	0	0	0
DOMESTIC ABUSE	0	0	0	0	0	0	0	0	0
OTHER	0	0	0	0	0	0	0	0	0
TOTALS FOR PERIOD	12	10	14	8	6	2	0	0	-4

FULTON COUNTY	DIVISION J3								
EQUITY	27	24	35	16	14	2	0	0	-11
DIVORCE	43	98	93	48	42	5	1	2	5
CUSTODY OR SUPPORT	24	72	50	46	42	4	0	0	22
RECIPROCAL IN	2	7	7	2	2	0	0	0	0
RECIPROCAL OUT	0	6	6	0	0	0	0	0	0
PATERNITY	5	9	5	8	7	1	0	0	3
DOMESTIC ABUSE	0	1	1	0	0	0	0	0	0
OTHER	3	3	4	2	1	1	0	0	-1
TOTALS FOR PERIOD	104	220	202	122	108	13	1	1	18

INDEPENDENCE COUNTY	DIVISION 01								
EQUITY	29	37	50	16	12	4	0	0	-13
DIVORCE	161	339	375	125	113	11	1	1	-36
CUSTODY OR SUPPORT	140	190	234	96	67	20	9	9	-44
RECIPROCAL IN	2	6	3	0	0	0	0	0	-2
RECIPROCAL OUT	1	6	7	0	0	0	0	0	-1
PATERNITY	5	8	5	8	5	0	3	38	3
DOMESTIC ABUSE	12	57	63	6	6	0	0	0	-6
OTHER	3	30	28	5	5	0	0	0	2
TOTALS FOR PERIOD	353	673	770	256	208	35	13	5	-97

CHANCERY CIRCUITS FROM 07/01/93 THROUGH 05/30/94

CIRCUIT AND COUNTY	CASES PENDING START	CASES FILED	CASES TERMINATED	CASES PENDING AT END	AGE OF ALL CASES LESS 1 YR.	1-2 YRS.	PENDING OVER 2 YRS.	% OVER 2 YRS.	CHANGE IN CASES PENDING

INDEPENDENCE COUNTY	DIVISION 02								
EQUITY	2	0	5	4	5	1	0	0	4
DIVORCE	26	53	58	21	20	1	0	0	-5
CUSTODY OR SUPPORT	32	57	47	37	29	5	3	8	5
RECIPROCAL IN	3	7	11	4	4	0	0	0	-4
RECIPROCAL OUT	0	16	16	0	0	0	0	0	0
PATERNITY	44	49	63	30	21	2	7	23	-14
DOMESTIC ABUSE	3	33	33	8	8	0	0	0	0
OTHER	0	5	2	3	3	0	0	0	3
TOTALS FOR PERIOD	120	224	235	109	90	9	10	9	-11

INDEPENDENCE COUNTY									
EQUITY	31	46	55	22	17	5	0	0	-9
DIVORCE	187	392	433	146	133	12	1	1	-41
CUSTODY OR SUPPORT	172	242	281	133	96	25	12	9	-39
RECIPROCAL IN	10	13	19	4	4	0	0	0	-6
RECIPROCAL OUT	1	22	23	0	0	0	0	0	-1
PATERNITY	49	57	63	38	25	2	10	26	-11
DOMESTIC ABUSE	20	90	96	14	14	0	0	0	-6
OTHER	3	35	30	8	8	0	0	0	5
TOTALS FOR PERIOD	473	897	1005	365	298	44	23	6	-108

IZARD COUNTY	DIVISION 01								
EQUITY	53	24	24	53	13	5	35	66	0
DIVORCE	111	119	98	132	50	13	69	52	21
CUSTODY OR SUPPORT	25	32	17	40	17	6	17	43	15
RECIPROCAL IN	17	10	5	22	10	6	6	27	5
RECIPROCAL OUT	1	7	1	7	6	1	0	0	6
PATERNITY	3	0	2	1	0	0	1	100	-2
DOMESTIC ABUSE	0	6	4	2	2	0	0	0	2
OTHER	2	8	5	10	4	2	4	40	2
TOTALS FOR PERIOD	218	206	157	267	102	33	132	49	49

IZARD COUNTY	DIVISION 02								
EQUITY	2	0	1	1	0	0	1	100	-1
DIVORCE	5	1	2	4	1	1	2	50	-1
CUSTODY OR SUPPORT	8	1	1	8	1	6	1	13	0
RECIPROCAL IN	17	0	1	16	0	13	3	19	-1
RECIPROCAL OUT	1	0	0	1	0	1	0	0	0
PATERNITY	0	0	0	0	0	0	0	0	0
DOMESTIC ABUSE	2	0	0	2	0	1	1	50	0
OTHER	0	0	0	0	0	0	0	0	0
TOTALS FOR PERIOD	35	2	5	32	2	22	8	25	-3

CHANCERY CIRCUITS FROM 07/01/93 THROUGH 06/30/94

CIRCUIT AND COUNTY	CASES PENDING START	CASES FILED	CASES TERMINATED	CASES PENDING AT END	AGE OF ALL CASES LESS 1 YR.	1-2 YRS.	PENDING OVER 2 YRS.	% OVER 2 YRS.	CHANGE IN CASES PENDING

IZARD COUNTY									
EQUITY	55	24	35	54	13	5	36	67	-1
DIVORCE	116	120	100	136	51	14	71	52	20
CUSTODY OR SUPPORT	33	35	18	48	18	12	13	38	15
RECIPROCAL IN	34	10	6	38	10	19	9	24	4
RECIPROCAL OUT	2	7	1	8	6	2	0	0	6
PATERNITY	3	0	2	1	0	0	1	100	-2
DOMESTIC ABUSE	2	6	4	4	2	1	1	25	2
OTHER	8	8	6	10	4	2	4	40	2
TOTALS FOR PERIOD	253	208	162	299	104	55	140	47	46

STONE COUNTY DIVISION 01									
EQUITY	3	5	5	7	5	2	0	0	-1
DIVORCE	46	69	36	29	26	3	0	0	-17
CUSTODY OR SUPPORT	15	37	28	24	23	0	1	4	9
RECIPROCAL IN	3	3	4	2	2	0	0	0	-1
RECIPROCAL OUT	0	1	1	0	0	0	0	0	0
PATERNITY	3	5	3	5	4	1	0	0	2
DOMESTIC ABUSE	5	32	29	9	9	0	0	0	3
OTHER	4	20	12	12	12	0	0	0	8
TOTALS FOR PERIOD	35	172	169	88	81	6	1	1	3

STONE COUNTY DIVISION 02									
EQUITY	0	1	1	0	0	0	0	0	0
DIVORCE	6	9	6	9	3	1	0	0	3
CUSTODY OR SUPPORT	23	3	20	6	3	3	0	0	-17
RECIPROCAL IN	3	1	3	1	1	0	0	0	-2
RECIPROCAL OUT	0	0	0	0	0	0	0	0	0
PATERNITY	7	0	7	0	0	0	0	0	-7
DOMESTIC ABUSE	7	9	11	5	5	0	0	0	-2
OTHER	2	2	2	2	2	0	0	0	0
TOTALS FOR PERIOD	45	25	50	23	19	4	0	0	-25

STONE COUNTY									
EQUITY	8	6	7	7	5	2	0	0	-1
DIVORCE	52	78	92	38	34	4	0	0	-14
CUSTODY OR SUPPORT	38	40	43	30	26	3	1	3	-8
RECIPROCAL IN	6	4	7	3	3	0	0	0	-3
RECIPROCAL OUT	0	1	1	0	0	0	0	0	0
PATERNITY	10	5	10	5	4	1	0	0	-5
DOMESTIC ABUSE	13	41	40	14	14	0	0	0	1
OTHER	6	22	14	14	14	0	0	0	8
TOTALS FOR PERIOD	133	197	219	111	100	10	1	1	-22

CHANCERY CIRCUITS FROM 07/01/93 THROUGH 06/30/94

CIRCUIT AND COUNTY	CASES PENDING START	CASES FILED	CASES TERMINATED	CASES PENDING AT END	AGE OF ALL CASES LESS 1 YR.	1-2 YRS.	PENDING OVER 2 YRS.	% OVER 2 YRS.	CHANGE IN CASES PENDING

SIXTEENTH CIRCUIT									
EQUITY	157	155	185	127	72	16	39	31	-30
DIVORCE	474	912	923	453	343	42	73	16	-16
CUSTODY OR SUPPORT	323	534	526	330	253	51	32	10	8
RECIPROCAL IN	59	81	76	64	36	19	9	14	5
RECIPROCAL OUT	7	58	54	11	9	2	0	0	4
PATERNITY	68	73	83	53	38	4	11	21	-15
DOMESTIC ABUSE	58	131	194	45	43	1	1	2	-13
OTHER	25	32	67	40	33	3	4	10	15
TOTALS FOR PERIOD	1176	2076	2118	1134	327	138	169	15	-42

SEVENTEENTH CIRCUIT EAST									

PRAIRIE COUNTY									
EQUITY	8	20	20	8	8	0	0	0	0
DIVORCE	22	75	71	26	26	0	0	0	4
CUSTODY OR SUPPORT	17	64	66	15	14	1	0	0	-2
RECIPROCAL IN	0	1	1	0	0	0	0	0	0
RECIPROCAL OUT	0	0	0	0	0	0	0	0	0
PATERNITY	9	4	11	2	2	0	0	0	-7
DOMESTIC ABUSE	1	14	12	3	3	0	0	0	2
OTHER	2	7	7	2	2	0	0	0	0
TOTALS FOR PERIOD	59	135	188	56	55	1	0	0	-3

WHITE COUNTY DIVISION 01									
EQUITY	22	71	63	30	29	1	0	0	8
DIVORCE	132	535	521	146	142	3	1	1	14
CUSTODY OR SUPPORT	82	433	403	112	111	1	0	0	30
RECIPROCAL IN	0	7	6	1	1	0	0	0	1
RECIPROCAL OUT	0	14	14	0	0	0	0	0	0
PATERNITY	6	19	11	14	14	0	0	0	8
DOMESTIC ABUSE	5	163	159	9	9	0	0	0	4
OTHER	12	27	33	6	3	3	0	0	-6
TOTALS FOR PERIOD	259	1269	1210	318	309	8	1	0	59

WHITE COUNTY DIVISION 02									
EQUITY	5	9	5	8	8	0	0	0	3
DIVORCE	28	147	124	51	51	0	0	0	23
CUSTODY OR SUPPORT	9	41	34	16	15	1	0	0	7
RECIPROCAL IN	0	3	2	1	1	0	0	0	1
RECIPROCAL OUT	0	3	3	0	0	0	0	0	0
PATERNITY	4	1	4	1	1	0	0	0	-3
DOMESTIC ABUSE	0	34	32	2	2	0	0	0	2
OTHER	2	10	9	3	2	1	0	0	1
TOTALS FOR PERIOD	48	248	214	82	80	2	0	0	34

CHANCERY CIRCUITS FROM 07/01/93 THROUGH 06/30/94

CIRCUIT AND COUNTY	CASES PENDING START	CASES FILED	CASES TERMINATED	CASES PENDING AT END	AGE OF ALL CASES PENDING LESS 1 YR.	1-2 YRS.	OVER 2 YRS.	% OVER 2 YRS.	CHANGE IN CASES PENDING

WHITE COUNTY									
EQUITY	27	80	69	35	37	1	0	0	11
DIVORCE	163	682	645	197	193	3	1	1	37
CUSTODY OR SUPPORT	91	474	437	128	125	2	0	0	37
RECIPROCAL IN	0	10	9	2	2	0	0	0	2
RECIPROCAL OUT	0	17	17	0	0	0	0	0	0
PATERNITY	10	20	15	15	15	0	0	0	5
DOMESTIC ABUSE	5	197	191	11	11	0	0	0	6
OTHER	14	37	42	9	5	4	0	0	-5
TOTALS FOR PERIOD	307	1517	1424	400	389	10	1	0	93

SEVENTEENTH CIRCUIT EAST									
EQUITY	35	100	89	46	45	1	0	0	11
DIVORCE	182	757	716	223	219	3	1	0	41
CUSTODY OR SUPPORT	108	538	503	143	140	3	0	0	35
RECIPROCAL IN	0	11	9	2	2	0	0	0	2
RECIPROCAL OUT	0	17	17	0	0	0	0	0	0
PATERNITY	19	24	26	17	17	0	0	0	-2
DOMESTIC ABUSE	0	211	203	14	14	0	0	0	8
OTHER	16	44	49	11	7	4	0	0	-5
TOTALS FOR PERIOD	366	1702	1612	456	444	11	1	0	90

SEVENTEENTH CIRCUIT WEST									

LONOKE COUNTY									
EQUITY	63	63	70	56	37	9	10	18	-7
DIVORCE	222	467	462	227	187	33	7	3	5
CUSTODY OR SUPPORT	232	297	281	248	116	35	97	39	16
RECIPROCAL IN	1	1	1	1	0	0	1	100	0
RECIPROCAL OUT	0	6	6	0	0	0	0	0	0
PATERNITY	70	68	100	38	21	16	1	3	-32
DOMESTIC ABUSE	16	45	41	20	19	1	0	0	4
OTHER	31	46	53	24	16	6	2	8	-7
TOTALS FOR PERIOD	655	993	1014	614	396	100	118	19	-21

SEVENTEENTH CIRCUIT WEST									
EQUITY	63	63	70	56	37	9	10	18	-7
DIVORCE	222	467	462	227	187	33	7	3	5
CUSTODY OR SUPPORT	232	297	281	248	116	35	97	39	16
RECIPROCAL IN	1	1	1	1	0	0	1	100	0
RECIPROCAL OUT	0	6	6	0	0	0	0	0	0
PATERNITY	70	68	100	38	21	16	1	3	-32
DOMESTIC ABUSE	16	45	41	20	19	1	0	0	4
OTHER	31	46	53	24	16	6	2	8	-7
TOTALS FOR PERIOD	655	993	1014	614	396	100	118	19	-21

CHANCERY CIRCUITS FROM 07/01/93 THROUGH 06/30/94

CIRCUIT AND COUNTY	CASES PENDING START	CASES FILED	CASES TERMINATED	CASES PENDING AT END	AGE OF ALL CASES LESS 1 YR.	1-2 YRS.	PENDING OVER 2 YRS.	% OVER 2 YRS.	CHANGE IN CASES PENDING

EIGHTEENTH CIRCUIT EAST									

GARLAND COUNTY	DIVISION 01								
EQUITY	75	155	147	83	72	5	6	7	8
DIVORCE	175	480	470	225	197	27	1	0	50
CUSTODY OR SUPPORT	54	358	291	151	129	13	9	6	67
RECIPROCAL IN	8	24	25	7	6	1	0	0	-1
RECIPROCAL OUT	0	9	9	0	0	0	0	0	0
PATERNITY	1	6	4	3	3	0	0	0	2
DOMESTIC ABUSE	4	42	37	9	9	0	0	0	5
OTHER	35	75	66	44	33	8	3	7	9
TOTALS FOR PERIOD	382	1149	1009	522	449	54	19	4	140

GARLAND COUNTY	DIVISION 02								
EQUITY	37	43	65	15	9	2	4	27	-22
DIVORCE	56	133	186	33	26	7	0	0	-53
CUSTODY OR SUPPORT	22	42	45	19	11	5	3	16	-3
RECIPROCAL IN	0	0	0	0	0	0	0	0	0
RECIPROCAL OUT	0	1	1	0	0	0	0	0	0
PATERNITY	0	0	0	0	0	0	0	0	0
DOMESTIC ABUSE	2	12	14	0	0	0	0	0	-2
OTHER	16	26	26	16	9	4	3	19	0
TOTALS FOR PERIOD	163	257	337	83	55	18	10	12	-80

GARLAND COUNTY	DIVISION 03								
EQUITY	30	55	51	37	30	4	3	8	7
DIVORCE	55	182	161	62	78	3	1	1	27
CUSTODY OR SUPPORT	35	233	175	93	84	7	2	2	58
RECIPROCAL IN	11	14	27	4	7	2	0	0	-7
RECIPROCAL OUT	0	21	21	0	0	0	0	0	0
PATERNITY	47	208	208	47	43	4	0	0	0
DOMESTIC ABUSE	1	14	14	1	1	0	0	0	0
OTHER	17	47	44	20	18	2	0	0	3
TOTALS FOR PERIOD	196	785	697	284	256	22	6	2	88

GARLAND COUNTY	DIVISION 04								
EQUITY	142	256	263	135	111	11	13	10	-7
DIVORCE	316	801	777	340	301	37	2	1	24
CUSTODY OR SUPPORT	141	633	511	263	224	25	14	5	122
RECIPROCAL IN	19	40	43	11	8	3	0	0	-8
RECIPROCAL OUT	0	31	31	0	0	0	0	0	0
PATERNITY	48	214	212	50	46	4	0	0	2
DOMESTIC ABUSE	7	68	65	10	10	0	0	0	3
OTHER	68	148	136	80	60	14	6	8	12
TOTALS FOR PERIOD	741	2191	2043	889	760	94	35	4	148

CHANCERY CIRCLITS FROM 07/01/93 THROUGH 06/30/94

CIRCUIT AND COUNTY	CASES PENDING START	CASES FILED	CASES TERMINATED	CASES PENDING AT END	AGE LESS 1 YR.	AGE OF ALL CASES PENDING 1-2 YRS.	AGE OF ALL CASES PENDING OVER 2 YRS.	% OVER 2 YRS.	CHANGE IN CASES PENDING

EIGHTEENTH CIRCUIT EAST									
EQUITY	142	256	263	135	111	11	13	10	-7
DIVORCE	316	801	777	340	301	37	2	1	24
CUSTODY OR SUPPORT	141	633	511	263	224	25	14	5	122
RECIPROCAL IN	19	40	48	11	3	3	0	0	-8
RECIPROCAL OUT	0	31	31	0	0	0	0	0	0
PATERNITY	48	214	212	50	46	4	0	0	2
DOMESTIC ABUSE	7	68	65	10	10	0	0	0	3
OTHER	63	148	136	80	60	14	6	8	12
TOTALS FOR PERIOD	741	2191	2043	889	760	94	35	4	148

EIGHTEENTH CIRCUIT WEST									

MONTGOMERY COUNTY									
EQUITY	16	17	15	18	12	3	3	17	2
DIVORCE	36	70	65	41	35	6	0	0	5
CUSTODY OR SUPPORT	25	48	28	45	38	5	2	4	20
RECIPROCAL IN	1	13	3	11	10	1	0	0	10
RECIPROCAL OUT	0	6	4	2	2	0	0	0	2
PATERNITY	0	1	0	1	1	0	0	0	1
DOMESTIC ABUSE	1	17	13	5	5	0	0	0	4
OTHER	1	11	5	7	7	0	0	0	6
TOTALS FOR PERIOD	80	183	133	130	110	15	5	4	50

POLK COUNTY									
EQUITY	9	17	13	13	10	1	2	15	4
DIVORCE	76	225	200	101	90	11	0	0	25
CUSTODY OR SUPPORT	57	205	135	127	113	13	1	1	70
RECIPROCAL IN	1	7	3	5	5	0	0	0	4
RECIPROCAL OUT	0	12	12	0	0	0	0	0	0
PATERNITY	2	10	6	6	6	0	0	0	4
DOMESTIC ABUSE	6	47	42	11	9	1	1	9	5
OTHER	16	49	39	26	22	3	1	4	10
TOTALS FOR PERIOD	167	572	450	289	255	29	5	2	122

EIGHTEENTH CIRCUIT WEST									
EQUITY	25	34	23	31	22	4	5	16	6
DIVORCE	112	295	265	142	125	17	0	0	30
CUSTODY OR SUPPORT	32	253	163	172	151	18	3	2	90
RECIPROCAL IN	2	20	6	16	15	1	0	0	14
RECIPROCAL OUT	0	18	16	2	2	0	0	0	2
PATERNITY	2	11	6	7	7	0	0	0	5
DOMESTIC ABUSE	7	64	55	16	14	1	1	6	9
OTHER	17	60	44	33	29	3	1	3	16
TOTALS FOR PERIOD	247	755	583	419	365	44	10	2	172

CHANCERY CIRCUITS FROM 07/31/93 THROUGH 06/30/94

CIRCUIT AND COUNTY	CASES PENDING START	CASES FILED	CASES TERMINATED	CASES PENDING AT END	AGE OF ALL CASES LESS 1 YR.	PENDING 1-2 YRS.	PENDING OVER 2 YRS.	% OVER 2 YRS.	CHANGE IN CASES PENDING

NINETEENTH CIRCUIT									

BENTON COUNTY	DIVISION 01								
EQUITY	65	107	142	90	32	6	2	2	25
DIVORCE	133	605	531	212	205	7	0	0	74
CUSTODY OR SUPPORT	82	237	200	119	114	5	0	0	37
RECIPROCAL IN	11	33	32	12	11	1	0	0	1
RECIPROCAL OUT	2	21	15	2	8	0	0	0	6
PATERNITY	3	39	17	25	24	1	0	0	22
DOMESTIC ABUSE	5	174	176	6	6	0	0	0	-2
OTHER	0	19	16	3	3	0	0	0	3
TOTALS FOR PERIOD	309	1295	1129	475	453	20	2	0	166

BENTON COUNTY	DIVISION 02								
EQUITY	59	175	157	77	69	7	1	1	18
DIVORCE	104	611	523	157	156	1	0	0	53
CUSTODY OR SUPPORT	41	212	179	74	73	1	0	0	33
RECIPROCAL IN	22	32	42	12	12	0	0	0	-10
RECIPROCAL OUT	0	23	22	6	6	0	0	0	6
PATERNITY	2	44	24	22	22	0	0	0	20
DOMESTIC ABUSE	2	177	155	14	14	0	0	0	12
OTHER	2	24	25	1	1	0	0	0	-1
TOTALS FOR PERIOD	232	1303	1172	363	353	9	1	0	131

BENTON COUNTY	DIVISION 03								
EQUITY	25	2	24	3	1	1	1	33	-22
DIVORCE	55	10	56	9	4	5	0	0	-46
CUSTODY OR SUPPORT	37	29	43	23	14	6	3	13	-14
RECIPROCAL IN	5	0	5	0	0	0	0	0	-5
RECIPROCAL OUT	5	0	5	0	0	0	0	0	-5
PATERNITY	58	7	53	12	2	10	0	0	-46
DOMESTIC ABUSE	7	4	5	6	2	3	1	17	-1
OTHER	6	1	6	1	0	1	0	0	-5
TOTALS FOR PERIOD	198	53	197	54	23	26	5	9	-144

BENTON COUNTY	DIVISION 04								
EQUITY	149	344	323	170	152	14	4	2	21
DIVORCE	297	1226	1145	378	365	13	0	0	81
CUSTODY OR SUPPORT	160	478	422	216	201	12	3	1	56
RECIPROCAL IN	38	65	79	24	23	1	0	0	-14
RECIPROCAL OUT	7	49	42	14	14	0	0	0	7
PATERNITY	63	90	94	59	48	11	0	0	-4
DOMESTIC ABUSE	17	355	346	26	22	3	1	4	9
OTHER	8	44	47	5	4	1	0	0	-3
TOTALS FOR PERIOD	739	2651	2498	892	829	55	8	1	153

CHANCERY CIRCUITS FROM 07/01/93 THROUGH 06/30/94

CIRCUIT AND COUNTY	CASES PENDING START	CASES FILED	CASES TERMINATED	CASES PENDING AT END	AGE LESS 1 YR.	AGE OF ALL CASES PENDING 1-2 YRS.	AGE OF ALL CASES PENDING OVER 2 YRS.	% OVER 2 YRS.	CHANGE IN CASES PENDING

CARROLL COUNTY	DIVISION 01								
EQUITY	22	33	40	15	13	2	0	0	-7
DIVORCE	32	122	112	48	47	1	0	0	10
CUSTODY OR SUPPORT	12	52	43	22	21	1	0	0	4
RECIPROCAL IN	0	2	0	2	2	0	0	0	2
RECIPROCAL OUT	0	1	1	0	0	0	0	0	0
PATERNITY	1	15	14	2	2	0	0	0	1
DOMESTIC ABUSE	1	40	33	3	3	0	0	0	2
OTHER	2	12	10	4	3	1	0	0	2
TOTALS FOR PERIOD	82	203	269	96	91	5	0	0	14

CARROLL COUNTY	DIVISION 02								
EQUITY	15	25	32	9	7	2	0	0	-7
DIVORCE	34	134	122	46	45	1	0	0	12
CUSTODY OR SUPPORT	12	46	43	15	14	1	0	0	3
RECIPROCAL IN	0	22	17	5	5	0	0	0	5
RECIPROCAL OUT	0	0	0	0	0	0	0	0	0
PATERNITY	0	15	13	5	4	0	1	20	5
DOMESTIC ABUSE	1	31	31	1	1	0	0	0	0
OTHER	2	7	6	3	1	1	1	33	1
TOTALS FOR PERIOD	65	283	264	84	77	5	2	2	19

CARROLL COUNTY	DIVISION 03								
EQUITY	2	0	1	1	0	0	1	100	-1
DIVORCE	3	1	3	1	1	0	0	0	-2
CUSTODY OR SUPPORT	5	2	5	2	0	1	1	50	-3
RECIPROCAL IN	2	0	3	5	0	3	2	40	-3
RECIPROCAL OUT	2	1	3	0	0	0	0	0	-2
PATERNITY	26	7	24	9	1	4	4	44	-17
DOMESTIC ABUSE	0	0	0	0	0	0	0	0	0
OTHER	0	0	0	0	0	0	0	0	0
TOTALS FOR PERIOD	46	11	39	18	2	8	8	44	-28

CARROLL COUNTY	DIVISION 04								
EQUITY	40	58	73	25	20	4	1	4	-15
DIVORCE	75	263	243	95	93	2	0	0	20
CUSTODY OR SUPPORT	35	100	96	39	35	3	1	3	4
RECIPROCAL IN	8	24	20	12	7	3	2	17	4
RECIPROCAL OUT	2	2	4	0	0	0	0	0	-2
PATERNITY	27	40	51	16	7	4	5	31	-11
DOMESTIC ABUSE	2	71	69	4	4	0	0	0	2
OTHER	4	19	16	7	4	2	1	14	3
TOTALS FOR PERIOD	193	577	572	198	170	18	10	5	5

CHANCERY CIRCUITS FROM 07/01/93 THROUGH 06/30/94

CIRCUIT AND COUNTY	CASES PENDING START	CASES FILED	CASES TERM-NATED	CASES PENDING AT END	AGE OF ALL CASES LESS 1 YR.	PENDING 1-2 YRS.	PENDING OVER 2 YRS.	% OVER 2 YRS.	CHANGE IN CASES PENDING

NINETEENTH CIRCUIT									
EQUITY	189	402	396	195	172	18	5	3	6
DIVORCE	372	1489	1383	473	458	15	0	0	101
CUSTODY OR SUPPORT	195	573	515	255	236	15	4	2	60
RECIPROCAL IN	46	80	99	36	30	4	2	6	-10
RECIPROCAL OUT	9	51	46	14	14	0	0	0	5
PATERNITY	90	130	145	75	55	15	5	7	-15
DOMESTIC ABUSE	19	426	415	30	26	3	1	3	11
OTHER	12	63	63	12	3	3	1	3	0
TOTALS FOR PERIOD	932	3223	3070	1090	999	73	18	2	158

TWENTIETH CIRCUIT									

FAULKNER COUNTY DIVISION 01									
EQUITY	12	30	25	17	15	2	0	0	5
DIVORCE	74	284	226	132	121	11	0	0	58
CUSTODY OR SUPPORT	27	97	84	60	53	6	1	2	33
RECIPROCAL IN	1	0	1	0	0	0	0	0	-1
RECIPROCAL OUT	1	4	5	0	0	0	0	0	-1
PATERNITY	10	54	27	37	34	3	0	0	27
DOMESTIC ABUSE	10	47	39	18	16	2	0	0	8
OTHER	9	54	32	31	27	3	1	3	22
TOTALS FOR PERIOD	144	570	419	295	266	27	2	1	151

FAULKNER COUNTY DIVISION 02									
EQUITY	20	20	21	19	10	5	4	21	-1
DIVORCE	97	169	179	87	68	13	6	7	-10
CUSTODY OR SUPPORT	36	135	130	91	74	10	7	8	5
RECIPROCAL IN	1	0	1	0	0	0	0	0	-1
RECIPROCAL OUT	0	5	5	0	0	0	0	0	0
PATERNITY	10	53	32	31	30	1	0	0	21
DOMESTIC ABUSE	9	45	46	8	8	0	0	0	-1
OTHER	31	48	45	34	23	9	2	6	3
TOTALS FOR PERIOD	254	476	460	270	213	38	19	7	16

FAULKNER COUNTY DIVISION 03									
EQUITY	55	14	26	43	7	13	23	53	-12
DIVORCE	161	258	243	176	95	48	33	19	15
CUSTODY OR SUPPORT	135	272	166	241	170	44	27	11	106
RECIPROCAL IN	7	4	3	3	2	2	4	50	1
RECIPROCAL OUT	3	1	2	2	0	1	1	50	-1
PATERNITY	30	62	40	52	40	10	2	4	22
DOMESTIC ABUSE	18	59	42	35	21	6	8	23	17
OTHER	64	67	61	70	29	19	22	31	6
TOTALS FOR PERIOD	473	737	583	627	364	143	120	19	154

CHANCERY CIRCUITS FROM 07/01/93 THROUGH 06/30/94

CIRCUIT AND COUNTY	CASES PENDING START	CASES FILED	CASES TERMINATED	CASES PENDING AT END	AGE OF ALL CASES PENDING LESS			OVER		CHANGE IN CASES PENDING
					1 YR.	1-2 YRS.	2 YRS.	% OVER 2 YRS.		

FAULKNER COUNTY										
EQUITY	87	64	72	79	32	20	27	34	-8	
DIVORCE	332	711	643	395	284	72	39	10	63	
CUSTODY OR SUPPORT	243	504	360	392	297	60	35	9	144	
RECIPROCAL IN	9	4	5	3	2	2	4	50	-1	
RECIPROCAL OUT	4	11	13	2	0	1	1	50	-2	
PATERNITY	50	169	99	120	104	14	2	2	70	
DOMESTIC ABUSE	37	151	127	61	45	8	8	13	24	
OTHER	104	169	138	135	79	31	25	19	31	
TOTALS FOR PERIOD	371	1783	1462	1192	943	208	141	12	321	

SEARCY COUNTY	DIVISION 01									
EQUITY	0	0	0	0	0	0	0	0	0	
DIVORCE	0	0	0	0	0	0	0	0	0	
CUSTODY OR SUPPORT	0	1	0	1	1	0	0	0	1	
RECIPROCAL IN	0	0	0	0	0	0	0	0	0	
RECIPROCAL OUT	0	0	0	0	0	0	0	0	0	
PATERNITY	0	0	0	0	0	0	0	0	0	
DOMESTIC ABUSE	0	1	1	0	0	0	0	0	0	
OTHER	0	0	0	0	0	0	0	0	0	
TOTALS FOR PERIOD	0	2	1	1	1	0	0	0	1	

SEARCY COUNTY	DIVISION 02									
EQUITY	3	4	5	1	1	0	0	0	-2	
DIVORCE	9	15	13	14	8	5	1	7	5	
CUSTODY OR SUPPORT	6	4	2	8	4	2	2	25	2	
RECIPROCAL IN	0	0	0	0	0	0	0	0	0	
RECIPROCAL OUT	0	0	0	0	0	0	0	0	0	
PATERNITY	1	2	0	3	2	1	0	0	2	
DOMESTIC ABUSE	2	6	4	4	2	2	0	0	2	
OTHER	5	5	6	4	2	1	1	25	-1	
TOTALS FOR PERIOD	26	39	31	34	19	11	4	12	8	

SEARCY COUNTY	DIVISION 03									
EQUITY	10	4	6	8	3	3	2	25	-2	
DIVORCE	22	53	47	28	23	5	0	0	6	
CUSTODY OR SUPPORT	12	27	15	24	17	5	2	8	12	
RECIPROCAL IN	3	2	3	2	1	1	0	0	-1	
RECIPROCAL OUT	0	1	1	0	0	0	0	0	0	
PATERNITY	2	6	1	7	6	0	1	14	5	
DOMESTIC ABUSE	7	12	10	9	6	3	0	0	2	
OTHER	13	19	9	23	17	5	1	4	10	
TOTALS FOR PERIOD	69	124	92	101	73	22	6	6	32	

CHANCEFY CIRCUITS FROM 07/01/93 THROUGH 06/30/94

CIRCUIT AND COUNTY	CASES PENDING START	CASES FILED	CASES TERMINATED	CASES PENDING AT END	AGE OF ALL CASES LESS 1 YR.	1-2 YRS.	PENDING OVER 2 YRS.	% OVER 2 YRS.	CHANGE IN CASES PENDING

SEARCY COUNTY									
EQUITY	13	3	12	9	4	3	2	22	-4
DIVORCE	31	71	63	42	31	10	1	2	11
CUSTODY OR SUPPORT	13	32	17	33	22	7	4	12	15
RECIPROCAL IN	3	2	3	2	1	1	0	0	-1
RECIPROCAL OUT	0	1	1	0	0	0	0	0	0
PATERNITY	3	3	1	10	3	1	1	10	7
DOMESTIC ABUSE	9	19	15	13	8	5	0	0	4
OTHER	13	24	15	27	19	6	2	7	9
TOTALS FOR PERIOD	95	165	124	136	93	33	10	7	41

VAN BUREN COUNTY	DIVISION 01								
EQUITY	1	0	0	1	0	0	1	100	0
DIVORCE	2	3	2	3	2	0	1	33	1
CUSTODY OR SUPPORT	1	4	1	4	3	0	1	25	3
RECIPROCAL IN	0	0	0	0	0	0	0	0	0
RECIPROCAL OUT	0	0	0	0	0	0	0	0	0
PATERNITY	0	0	0	0	0	0	0	0	0
DOMESTIC ABUSE	3	7	3	2	2	0	0	0	-1
OTHER	2	0	2	0	0	0	0	0	-2
TOTALS FOR PERIOD	9	14	13	10	7	0	3	30	1

VAN BUREN COUNTY	DIVISION 02								
EQUITY	6	14	10	10	7	1	2	20	4
DIVORCE	26	55	56	25	19	4	2	8	-1
CUSTODY OR SUPPORT	13	23	9	27	20	3	4	15	14
RECIPROCAL IN	1	0	1	0	0	0	0	0	-1
RECIPROCAL OUT	0	3	3	0	0	0	0	0	0
PATERNITY	5	15	9	11	10	1	0	0	6
DOMESTIC ABUSE	12	44	43	13	8	4	1	3	1
OTHER	12	1	9	4	0	2	2	50	-8
TOTALS FOR PERIOD	75	155	140	90	64	15	11	12	15

VAN BUREN COUNTY	DIVISION 03								
EQUITY	21	5	19	7	3	1	3	43	-14
DIVORCE	41	64	69	36	27	6	3	8	-5
CUSTODY OR SUPPORT	27	41	21	47	34	7	6	13	20
RECIPROCAL IN	5	0	4	1	0	0	1	100	-4
RECIPROCAL OUT	0	4	4	0	0	0	0	0	0
PATERNITY	2	9	3	3	8	0	0	0	6
DOMESTIC ABUSE	27	43	43	27	14	13	0	0	0
OTHER	12	30	19	23	13	3	2	9	11
TOTALS FOR PERIOD	135	196	182	149	104	30	15	10	14

CHANCERY CIRCUITS FROM 07/01/93 THROUGH 06/30/94

CIRCUIT AND COUNTY	CASES PENDING START	CASES FILED	CASES TERMINATED	CASES PENDING AT END	AGE OF ALL CASES LESS 1 YR.	1-2 YRS.	PENDING OVER 2 YRS.	% OVER 2 YRS.	CHANGE IN CASES PENDING

VAN BUREN COUNTY									
EQUITY	23	10	20	18	10	2	6	33	-10
DIVORCE	69	122	127	64	43	10	6	9	-5
CUSTODY OR SUPPORT	41	65	31	75	57	10	11	14	37
RECIPROCAL IN	0	0	5	1	0	0	1	100	-5
RECIPROCAL OUT	0	7	7	0	0	0	0	0	0
PATERNITY	7	24	12	19	12	1	0	0	12
DOMESTIC ABUSE	42	94	94	42	24	17	1	2	0
OTHER	25	31	30	27	13	5	4	15	1
TOTALS FOR PERIOD	219	365	335	249	175	45	29	12	30

TWENTIETH CIRCUIT									
EQUITY	123	91	113	106	46	25	35	33	-22
DIVORCE	432	904	835	501	363	92	46	9	69
CUSTODY OR SUPPORT	307	604	408	503	376	77	50	10	196
RECIPROCAL IN	18	6	13	11	3	3	5	45	-7
RECIPROCAL OUT	4	19	21	2	0	1	1	50	-2
PATERNITY	60	201	112	149	130	16	3	2	89
DOMESTIC ABUSE	89	264	236	116	77	30	9	3	28
OTHER	143	224	153	189	116	42	31	16	41
TOTALS FOR PERIOD	1185	2313	1921	1577	1111	286	180	11	392

STATE TOTALS									
EQUITY	3109	4059	4363	2805	1324	494	487	17	-304
DIVORCE	10934	25052	24572	11414	9136	1538	740	6	480
CUSTODY OR SUPPORT	9793	19168	17006	11955	8535	1935	1485	12	2162
RECIPROCAL IN	959	994	1134	819	474	223	122	15	-140
RECIPROCAL OUT	154	841	361	134	73	33	23	17	-20
PATERNITY	4234	7114	6141	5207	3500	926	781	15	973
DOMESTIC ABUSE	830	4790	4440	1180	927	203	50	4	350
OTHER	1856	3928	3520	2264	1621	405	238	11	408
TOTALS FOR PERIOD	31869	65946	62037	35778	26095	5757	3926	11	3909

PROBATE CIRCUITS FROM 07/01/93 THROUGH 06/30/94

CIRCUIT AND COUNTY	CASES PENDING START	CASES FILED	CASES TERMINATED	CASES PENDING AT END	AGE OF ALL CASES PENDING LESS 1 YR.	1-2 YRS.	OVER 2 YRS.	% OVER 2 YRS.	CHANGE IN CASES PENDING

FIRST CIRCUIT									

CROSS COUNTY									
GUARDIANSHIP	223	34	13	239	29	20	190	79	16
COMMITMENT-ALCOHOLIC	1	3	3	1	1	0	0	0	0
COMMITMENT-NARCOTICS	0	1	1	0	0	0	0	0	0
COMMITMENT-CIVIL	7	21	23	5	5	0	0	0	-2
ADOPTION	18	9	9	18	3	1	9	50	0
ANCILLARY ADMINISTRATION	2	0	1	1	0	0	1	100	-1
SMALL ESTATES	0	10	10	0	0	0	0	0	0
DECEDENT ESTATES	126	31	35	122	24	21	77	63	-4
OTHER	2	0	0	2	0	0	2	100	0
TOTALS FOR PERIOD	379	109	100	368	67	42	279	72	9

LEE COUNTY									
GUARDIANSHIP	69	11	5	75	9	16	50	67	6
COMMITMENT-ALCOHOLIC	1	1	0	2	1	0	1	50	1
COMMITMENT-NARCOTICS	0	0	0	0	0	0	0	0	0
COMMITMENT-CIVIL	5	5	4	6	2	0	4	67	1
ADOPTION	3	7	5	5	2	1	2	40	2
ANCILLARY ADMINISTRATION	7	1	2	6	1	0	5	83	-1
SMALL ESTATES	0	23	23	0	0	0	0	0	0
DECEDENT ESTATES	70	23	27	66	16	6	44	67	-4
OTHER	1	1	2	0	0	0	0	0	-1
TOTALS FOR PERIOD	156	72	68	160	31	23	106	66	4

MONROE COUNTY									
GUARDIANSHIP	101	10	11	100	8	15	77	77	-1
COMMITMENT-ALCOHOLIC	0	1	1	0	0	0	0	0	0
COMMITMENT-NARCOTICS	0	0	0	0	0	0	0	0	0
COMMITMENT-CIVIL	4	15	14	5	2	3	0	0	1
ADOPTION	7	7	6	8	3	1	4	50	1
ANCILLARY ADMINISTRATION	0	0	0	0	0	0	0	0	0
SMALL ESTATES	0	8	8	0	0	0	0	0	0
DECEDENT ESTATES	36	28	27	87	21	4	62	71	1
OTHER	0	0	0	0	0	0	0	0	0
TOTALS FOR PERIOD	198	69	67	200	34	23	143	72	2

PROBATE CIRCUITS FROM 07/01/93 THROUGH 06/30/94

CIRCUIT AND COUNTY	CASES PENDING START	CASES FILED	CASES TERMINATED	CASES PENDING AT END	AGE OF ALL CASES PENDING LESS 1 YR.	1-2 YRS.	OVER 2 YRS.	% OVER 2 YRS.	CHANGE IN CASES PENDING

PHILLIPS COUNTY									
GUARDIANSHIP	234	50	3	276	49	23	204	74	42
COMMITMENT-ALCOHOLIC	0	0	0	0	0	0	0	0	0
COMMITMENT-NARCOTICS	0	0	0	0	0	0	0	0	0
COMMITMENT-CIVIL	4	42	37	9	5	4	0	0	5
ADOPTION	15	7	7	15	4	3	8	53	0
ANCILLARY ADMINISTRATION	1	1	1	1	0	0	1	100	0
SMALL ESTATES	0	30	30	0	0	0	0	0	0
DECEDENT ESTATES	279	82	60	301	71	38	192	64	22
OTHER	0	1	1	0	0	0	0	0	0
TOTALS FOR PERIOD	533	213	144	602	129	68	405	67	69

ST. FRANCIS COUNTY									
GUARDIANSHIP	282	34	23	288	31	27	230	80	6
COMMITMENT-ALCOHOLIC	10	1	11	0	0	0	0	0	-10
COMMITMENT-NARCOTICS	3	3	5	1	1	0	0	0	-2
COMMITMENT-CIVIL	29	50	76	3	3	0	0	0	-26
ADOPTION	11	20	13	18	8	3	7	39	7
ANCILLARY ADMINISTRATION	4	1	1	4	1	0	3	75	0
SMALL ESTATES	0	32	32	0	0	0	0	0	0
DECEDENT ESTATES	231	61	55	227	45	27	155	68	-4
OTHER	0	2	2	0	0	0	0	0	0
TOTALS FOR PERIOD	570	204	233	541	89	57	395	73	-29

WOODRUFF COUNTY									
GUARDIANSHIP	89	9	10	88	9	8	71	81	-1
COMMITMENT-ALCOHOLIC	1	0	1	0	0	0	0	0	-1
COMMITMENT-NARCOTICS	0	1	1	0	0	0	0	0	0
COMMITMENT-CIVIL	17	9	11	15	3	4	8	53	-2
ADOPTION	3	3	5	1	0	0	1	100	-2
ANCILLARY ADMINISTRATION	7	0	2	5	0	0	5	100	-2
SMALL ESTATES	0	11	11	0	0	0	0	0	0
DECEDENT ESTATES	111	18	13	116	17	7	92	79	5
OTHER	0	1	1	0	0	0	0	0	0
TOTALS FOR PERIOD	228	52	55	225	29	19	177	79	-3

FIRST CIRCUIT									
GUARDIANSHIP	998	148	80	1066	135	109	822	77	68
COMMITMENT-ALCOHOLIC	13	6	16	3	2	0	1	33	-10
COMMITMENT-NARCOTICS	3	5	7	1	1	0	0	0	-2
COMMITMENT-CIVIL	66	142	165	43	20	11	12	28	-23
ADOPTION	57	53	45	65	25	9	31	48	8
ANCILLARY ADMINISTRATION	21	3	7	17	2	0	15	88	-4
SMALL ESTATES	0	114	114	0	0	0	0	0	0
DECEDENT ESTATES	903	243	227	919	194	103	522	68	16
OTHER	3	5	6	2	0	0	2	100	-1
TOTALS FOR PERIOD	2064	719	657	2116	379	232	1505	71	52

PROBATE CIRCUITS FROM 07/01/93 THROUGH 06/30/94

CIRCUIT AND COUNTY	CASES PENDING START	CASES FILED	CASES TERMINATED	CASES PENDING AT END	AGE OF ALL CASES LESS 1 YR.	1-2 YRS.	PENDING OVER 2 YRS.	% OVER 2 YRS.	CHANGE IN CASES PENDING

SECOND CIRCUIT									

CLAY COUNTY									
GUARDIANSHIP	116	14	5	125	12	14	99	79	9
COMMITMENT-ALCOHCLIC	1	1	1	1	0	0	1	100	0
COMMITMENT-NARCOTICS	0	0	0	0	0	0	0	0	0
COMMITMENT-CIVIL	6	1	2	5	0	2	3	60	-1
ADOPTION	4	17	12	9	8	0	1	11	5
ANCILLARY ADMINISTRATION	1	3	2	2	1	0	1	50	1
SMALL ESTATES	0	11	11	0	0	0	0	0	0
DECEDENT ESTATES	159	32	31	160	25	16	119	74	1
OTHER	0	1	0	1	1	0	0	0	1
TOTALS FOR PERIOD	287	50	64	303	47	32	224	74	16

CRAIGHEAD COUNTY									
GUARDIANSHIP	676	72	25	723	63	89	571	79	47
COMMITMENT-ALCOHCLIC	2	0	0	2	0	0	2	100	0
COMMITMENT-NARCOTICS	0	1	1	0	0	0	0	0	0
COMMITMENT-CIVIL	47	53	58	42	6	3	33	79	-5
ADOPTION	124	51	74	101	27	14	60	59	-23
ANCILLARY ADMINISTRATION	2	3	1	4	3	0	1	25	2
SMALL ESTATES	0	29	29	0	0	0	0	0	0
DECEDENT ESTATES	370	105	94	381	68	59	234	61	11
OTHER	0	5	2	3	3	0	0	0	3
TOTALS FOR PERIOD	1221	319	284	1256	190	165	901	72	35

CRITTENDEN COUNTY									
GUARDIANSHIP	319	39	4	354	39	44	271	77	35
COMMITMENT-ALCOHCLIC	0	1	1	0	0	0	0	0	0
COMMITMENT-NARCOTICS	0	0	0	0	0	0	0	0	0
COMMITMENT-CIVIL	7	53	29	31	24	5	2	6	24
ADOPTION	10	32	14	28	19	2	7	25	18
ANCILLARY ADMINISTRATION	4	1	0	5	1	0	4	80	1
SMALL ESTATES	0	51	51	0	0	0	0	0	0
DECEDENT ESTATES	274	75	44	305	68	52	185	61	31
OTHER	0	4	1	3	3	0	0	0	3
TOTALS FOR PERIOD	614	256	144	726	154	103	469	65	112

PROBATE CIRCUITS FROM 07/01/93 THROUGH 06/30/94

CIRCUIT AND COUNTY	CASES PENDING START	CASES FILED	CASES TERMINATED	CASES PENDING AT END	AGE OF ALL CASES LESS 1 YR.	PENDING 1-2 YRS.	PENDING OVER 2 YRS.	% OVER 2 YRS.	CHANGE IN CASES PENDING

GREENE COUNTY									
GUARDIANSHIP	179	47	20	206	39	20	147	71	27
COMMITMENT-ALCOHOLIC	1	1	1	1	0	1	0	0	0
COMMITMENT-NARCOTICS	0	0	0	0	0	0	0	0	0
COMMITMENT-CIVIL	5	25	14	16	12	1	3	19	11
ADOPTION	9	22	24	7	2	3	2	29	-2
ANCILLARY ADMINISTRATION	3	1	0	4	1	1	2	50	1
SMALL ESTATES	0	0	0	0	0	0	0	0	0
DECEDENT ESTATES	109	69	49	129	50	20	59	46	20
OTHER	0	5	4	1	1	0	0	0	1
TOTALS FOR PERIOD	306	170	112	354	105	46	213	59	58

MISSISSIPPI COUNTY									
GUARDIANSHIP	328	64	22	370	58	51	261	71	42
COMMITMENT-ALCOHOLIC	0	0	0	0	0	0	0	0	0
COMMITMENT-NARCOTICS	0	0	0	0	0	0	0	0	0
COMMITMENT-CIVIL	2	19	16	4	3	1	0	0	2
ADOPTION	19	31	28	22	6	3	13	59	3
ANCILLARY ADMINISTRATION	4	1	1	4	1	3	0	0	0
SMALL ESTATES	0	39	39	0	0	0	0	0	0
DECEDENT ESTATES	190	77	77	190	60	47	83	44	0
OTHER	1	5	5	1	0	0	1	100	0
TOTALS FOR PERIOD	544	235	188	591	128	105	358	61	47

POINSETT COUNTY									
GUARDIANSHIP	171	26	6	191	24	19	148	77	20
COMMITMENT-ALCOHOLIC	5	8	3	10	5	0	5	50	5
COMMITMENT-NARCOTICS	2	0	0	2	0	0	2	100	0
COMMITMENT-CIVIL	19	8	6	21	2	2	17	81	2
ADOPTION	13	15	14	14	4	0	10	71	1
ANCILLARY ADMINISTRATION	0	3	1	2	2	0	0	0	2
SMALL ESTATES	0	15	15	0	0	0	0	0	0
DECEDENT ESTATES	149	50	29	170	41	26	103	61	21
OTHER	0	0	0	0	0	0	0	0	0
TOTALS FOR PERIOD	359	125	74	410	78	47	285	70	51

SECOND CIRCUIT									
GUARDIANSHIP	1789	262	82	1969	235	237	1497	76	180
COMMITMENT-ALCOHOLIC	9	11	6	14	5	1	8	57	5
COMMITMENT-NARCOTICS	2	1	1	2	0	0	2	100	0
COMMITMENT-CIVIL	86	158	125	119	47	14	58	49	33
ADOPTION	179	168	166	181	66	22	93	51	2
ANCILLARY ADMINISTRATION	14	12	5	21	9	4	8	38	7
SMALL ESTATES	0	145	145	0	0	0	0	0	0
DECEDENT ESTATES	1251	408	324	1335	332	220	783	59	84
OTHER	1	20	12	9	8	0	1	11	8
TOTALS FOR PERIOD	3331	1185	866	3650	702	498	2450	67	319

PROBATE CIRCUITS FROM 07/01/93 THROUGH 06/30/94

CIRCUIT AND COUNTY	CASES PENDING START	CASES FILED	CASES TERMI-NATED	CASES PENDING AT END	AGE OF ALL CASES PENDING LESS 1 YR.	1-2 YRS.	OVER 2 YRS.	% OVER 2 YRS.	CHANGE IN CASES PENDING

THIRD CIRCUIT									

JACKSON COUNTY									
GUARDIANSHIP	131	27	11	147	27	16	104	71	16
COMMITMENT-ALCOHOLIC	0	0	0	0	0	0	0	0	0
COMMITMENT-NARCOTICS	1	0	0	1	0	0	1	100	0
COMMITMENT-CIVIL	6	4	4	6	0	1	5	83	0
ADOPTION	3	10	7	6	5	1	0	0	3
ANCILLARY ADMINISTRATION	2	1	1	2	1	0	1	50	0
SMALL ESTATES	0	17	17	0	0	0	0	0	0
DECEDENT ESTATES	161	42	40	163	31	14	118	72	2
OTHER	0	0	0	0	0	0	0	0	0
TOTALS FOR PERIOD	304	101	80	325	64	32	229	70	21

LAWRENCE COUNTY									
GUARDIANSHIP	120	13	13	120	10	19	91	76	0
COMMITMENT-ALCOHOLIC	0	0	0	0	0	0	0	0	0
COMMITMENT-NARCOTICS	0	0	0	0	0	0	0	0	0
COMMITMENT-CIVIL	3	14	16	1	0	1	0	0	-2
ADOPTION	2	14	11	5	3	0	2	40	3
ANCILLARY ADMINISTRATION	2	0	2	0	0	0	0	0	-2
SMALL ESTATES	0	7	7	0	0	0	0	0	0
DECEDENT ESTATES	67	46	34	79	33	16	30	38	12
OTHER	0	0	0	0	0	0	0	0	0
TOTALS FOR PERIOD	194	94	83	205	46	36	123	60	11

RANDOLPH COUNTY									
GUARDIANSHIP	107	15	6	116	14	15	87	75	9
COMMITMENT-ALCOHOLIC	0	0	0	0	0	0	0	0	0
COMMITMENT-NARCOTICS	0	0	0	0	0	0	0	0	0
COMMITMENT-CIVIL	15	10	3	22	7	8	7	32	7
ADOPTION	15	11	9	17	3	3	11	65	2
ANCILLARY ADMINISTRATION	5	2	3	4	2	1	1	25	-1
SMALL ESTATES	0	11	11	0	0	0	0	0	0
DECEDENT ESTATES	133	39	32	140	32	23	85	61	7
OTHER	0	0	0	0	0	0	0	0	0
TOTALS FOR PERIOD	275	88	64	299	58	50	191	64	24

PROBATE CIRCUITS FROM 07/01/93 THROUGH 06/30/94

CIRCUIT AND COUNTY	CASES PENDING START	CASES FILED	CASES TERMINATED	CASES PENDING AT END	AGE OF ALL CASES PENDING			% OVER 2 YRS.	CHANGE IN CASES PENDING
					LESS 1 YR.	1-2 YRS.	OVER 2 YRS.		

SHARP COUNTY									
GUARDIANSHIP	143	17	13	150	15	26	109	73	7
COMMITMENT-ALCOHOLIC	1	0	3	1	0	1	0	0	0
COMMITMENT-NARCOTICS	0	0	3	0	0	0	0	0	0
COMMITMENT-CIVIL	8	13	15	6	2	0	4	67	-2
ADOPTION	4	10	7	7	4	1	2	29	3
ANCILLARY ADMINISTRATION	7	14	11	10	3	0	7	70	3
SMALL ESTATES	0	14	14	0	0	0	0	0	0
DECEDENT ESTATES	127	58	54	131	33	10	98	67	4
OTHER	1	2	0	3	2	0	1	33	2
TOTALS FOR PERIOD	291	128	111	308	59	38	211	69	17

THIRD CIRCUIT									
GUARDIANSHIP	501	72	40	533	66	76	391	73	32
COMMITMENT-ALCOHOLIC	1	0	0	1	0	1	0	0	0
COMMITMENT-NARCOTICS	1	0	0	1	0	0	1	100	0
COMMITMENT-CIVIL	32	41	38	35	9	10	16	46	3
ADOPTION	24	45	34	35	15	5	15	43	11
ANCILLARY ADMINISTRATION	16	17	17	16	6	1	9	56	0
SMALL ESTATES	0	49	49	0	0	0	0	0	0
DECEDENT ESTATES	488	185	160	513	129	63	321	63	25
OTHER	1	2	0	3	2	0	1	33	2
TOTALS FOR PERIOD	1064	411	338	1137	227	156	754	66	73

FOURTH CIRCUIT									

MADISON COUNTY DIVISION 01									
GUARDIANSHIP	16	1	10	7	1	0	6	86	-9
COMMITMENT-ALCOHOLIC	0	0	0	0	0	0	0	0	0
COMMITMENT-NARCOTICS	0	0	0	0	0	0	0	0	0
COMMITMENT-CIVIL	3	2	4	1	1	0	0	0	-2
ADOPTION	4	4	4	4	4	0	0	0	0
ANCILLARY ADMINISTRATION	1	0	0	1	0	1	0	0	0
SMALL ESTATES	0	4	4	0	0	0	0	0	0
DECEDENT ESTATES	25	9	13	21	8	4	9	43	-4
OTHER	0	1	0	1	1	0	0	0	1
TOTALS FOR PERIOD	49	21	35	35	15	5	15	43	-14

PROBATE CIRCUITS FROM 07/01/93 THROUGH 06/30/94

CIRCUIT AND COUNTY	CASES PENDING START	CASES FILED	CASES TERMINATED	CASES PENDING AT END	AGE OF ALL CASES PENDING			% OVER 2 YRS.	CHANGE IN CASES PENDING
					LESS 1 YR.	1-2 YRS.	OVER 2 YRS.		

MADISON COUNTY	DIVISION 02								
GUARDIANSHIP	13	7	4	13	6	5	2	15	3
COMMITMENT-ALCOHOLIC	0	0	0	0	0	0	0	0	0
COMMITMENT-NARCOTICS	0	0	0	0	0	0	0	0	0
COMMITMENT-CIVIL	2	0	2	0	0	0	0	0	-2
ADOPTION	4	4	4	4	3	1	0	0	0
ANCILLARY ADMINISTRATION	2	0	0	2	0	2	0	0	0
SMALL ESTATES	0	3	3	0	0	0	0	0	0
DECEDENT ESTATES	19	10	10	19	8	5	6	32	0
OTHER	0	2	0	2	2	0	0	0	2
TOTALS FOR PERIOD	37	26	23	40	19	13	8	20	3

MADISON COUNTY	DIVISION 02								
GUARDIANSHIP	26	3	14	20	7	5	8	40	-6
COMMITMENT-ALCOHOLIC	0	0	0	0	0	0	0	0	0
COMMITMENT-NARCOTICS	0	0	0	0	0	0	0	0	0
COMMITMENT-CIVIL	5	2	6	1	1	0	0	0	-4
ADOPTION	8	8	3	8	7	1	0	0	0
ANCILLARY ADMINISTRATION	3	0	0	3	0	3	0	0	0
SMALL ESTATES	0	7	7	0	0	0	0	0	0
DECEDENT ESTATES	44	19	23	40	15	9	15	38	-4
OTHER	0	3	0	3	3	0	0	0	3
TOTALS FOR PERIOD	86	47	58	75	34	18	23	31	-11

WASHINGTON COUNTY	DIVISION 01								
GUARDIANSHIP	346	60	27	379	49	48	282	74	33
COMMITMENT-ALCOHOLIC	0	0	0	0	0	0	0	0	0
COMMITMENT-NARCOTICS	0	1	1	0	0	0	0	0	0
COMMITMENT-CIVIL	10	23	13	15	6	4	5	33	5
ADOPTION	46	58	45	59	36	5	18	31	13
ANCILLARY ADMINISTRATION	2	0	0	2	0	1	1	50	0
SMALL ESTATES	0	47	47	0	0	0	0	0	0
DECEDENT ESTATES	157	73	52	178	58	35	85	48	21
OTHER	1	2	1	2	1	1	0	0	1
TOTALS FOR PERIOD	562	264	191	635	150	94	391	62	73

WASHINGTON COUNTY	DIVISION 02								
GUARDIANSHIP	149	55	53	151	50	32	69	46	2
COMMITMENT-ALCOHOLIC	0	1	0	1	1	0	0	0	1
COMMITMENT-NARCOTICS	0	0	0	0	0	0	0	0	0
COMMITMENT-CIVIL	9	27	22	14	7	4	3	21	5
ADOPTION	21	40	41	20	13	5	2	10	-1
ANCILLARY ADMINISTRATION	5	3	5	3	1	1	1	33	-2
SMALL ESTATES	0	50	50	0	0	0	0	0	0
DECEDENT ESTATES	133	55	88	130	69	26	35	27	-3
OTHER	0	2	2	0	0	0	0	0	0
TOTALS FOR PERIOD	317	263	261	319	141	68	110	34	2

PROBATE CIRCUITS FROM 07/01/93 THROUGH 06/30/94

CIRCUIT AND COUNTY	CASES PENDING START	CASES FILED	CASES TERMINATED	CASES PENDING AT END	AGE OF ALL CASES PENDING			% OVER 2 YRS.	CHANGE IN CASES PENDING
					LESS 1 YR.	1-2 YRS.	OVER 2 YRS.		

WASHINGTON COUNTY									
GUARDIANSHIP	495	115	53	530	99	80	351	66	35
COMMITMENT-ALCOHOLIC	0	1	0	1	1	0	0	0	1
COMMITMENT-NARCOTICS	3	1	1	0	0	0	0	0	0
COMMITMENT-CIVIL	19	50	40	29	13	8	8	28	10
ADOPTION	67	95	26	79	49	10	20	25	12
ANCILLARY ADMINISTRATION	7	3	5	5	1	2	2	40	-2
SMALL ESTATES	0	97	97	0	0	0	0	0	0
DECEDENT ESTATES	290	158	140	308	127	61	120	39	18
OTHER	1	4	3	2	1	1	0	0	1
TOTALS FOR PERIOD	879	527	452	954	291	162	501	53	75

FOURTH CIRCUIT									
GUARDIANSHIP	521	123	94	550	106	95	359	65	29
COMMITMENT-ALCOHOLIC	0	1	0	1	1	0	0	0	1
COMMITMENT-NARCOTICS	0	1	1	0	0	0	0	0	0
COMMITMENT-CIVIL	24	52	46	30	14	8	8	27	6
ADOPTION	75	105	94	87	56	11	20	23	12
ANCILLARY ADMINISTRATION	10	3	5	8	1	5	2	25	-2
SMALL ESTATES	0	104	104	0	0	0	0	0	0
DECEDENT ESTATES	334	177	165	342	143	70	135	39	14
OTHER	1	7	3	5	4	1	0	0	4
TOTALS FOR PERIOD	965	574	510	1029	325	180	524	51	64

FIFTH CIRCUIT									
FRANKLIN COUNTY									
GUARDIANSHIP	97	12	7	102	10	13	79	77	5
COMMITMENT-ALCOHOLIC	2	1	0	3	1	1	1	33	1
COMMITMENT-NARCOTICS	0	1	1	0	0	0	0	0	0
COMMITMENT-CIVIL	10	16	11	15	6	4	5	33	5
ADOPTION	5	10	5	10	7	1	2	20	5
ANCILLARY ADMINISTRATION	4	3	2	5	2	2	1	20	1
SMALL ESTATES	0	8	8	0	0	0	0	0	0
DECEDENT ESTATES	69	29	23	75	17	11	47	63	6
OTHER	0	1	1	0	0	0	0	0	0
TOTALS FOR PERIOD	187	81	58	210	43	32	135	64	23

PROBATE CIRCUITS FROM 07/01/93 THROUGH 06/30/94

CIRCUIT AND COUNTY	CASES PENDING START	CASES FILED	CASES TERMINATED	CASES PENDING AT END	AGE OF ALL CASES PENDING			% OVER 2 YRS.	CHANGE IN CASES PENDING
					LESS 1 YR.	1-2 YRS.	OVER 2 YRS.		

JOHNSON COUNTY									
GUARDIANSHIP	153	33	3	178	30	22	126	71	25
COMMITMENT-ALCOHOLIC	1	0	0	1	0	0	1	100	0
COMMITMENT-NARCOTICS	0	2	2	0	0	0	0	0	0
COMMITMENT-CIVIL	7	11	3	10	3	3	4	40	3
ADOPTION	0	12	14	4	2	1	1	25	-2
ANCILLARY ADMINISTRATION	20	10	5	25	7	5	13	52	5
SMALL ESTATES	0	19	19	0	0	0	0	0	0
DECEDENT ESTATES	84	25	22	87	18	11	58	67	3
OTHER	1	1	0	2	1	1	0	0	1
TOTALS FOR PERIOD	272	113	73	307	61	43	203	66	35

POPE COUNTY									
GUARDIANSHIP	549	74	16	607	70	53	484	80	58
COMMITMENT-ALCOHOLIC	0	0	0	0	0	0	0	0	0
COMMITMENT-NARCOTICS	0	1	1	0	0	0	0	0	0
COMMITMENT-CIVIL	0	22	13	9	9	0	0	0	9
ADOPTION	36	47	32	45	16	6	23	51	9
ANCILLARY ADMINISTRATION	5	1	1	5	1	0	4	80	0
SMALL ESTATES	0	27	27	0	0	0	0	0	0
DECEDENT ESTATES	276	72	52	296	50	34	212	72	20
OTHER	1	1	0	2	1	1	0	0	1
TOTALS FOR PERIOD	367	245	143	964	147	94	723	75	97

FIFTH CIRCUIT									
GUARDIANSHIP	799	119	31	897	110	88	689	78	88
COMMITMENT-ALCOHOLIC	3	1	0	4	1	1	2	50	1
COMMITMENT-NARCOTICS	0	4	4	0	0	0	0	0	0
COMMITMENT-CIVIL	17	49	32	34	18	7	9	26	17
ADOPTION	47	69	57	59	25	8	26	44	12
ANCILLARY ADMINISTRATION	29	14	3	35	10	7	18	51	6
SMALL ESTATES	0	54	54	0	0	0	0	0	0
DECEDENT ESTATES	429	126	97	458	85	56	317	69	29
OTHER	2	3	1	4	2	2	0	0	2
TOTALS FOR PERIOD	1326	439	284	1481	251	169	1061	72	155

SIXTH CIRCUIT									

PERRY COUNTY									
GUARDIANSHIP	130	12	1	141	11	14	116	82	11
COMMITMENT-ALCOHOLIC	2	0	0	2	0	0	2	100	0
COMMITMENT-NARCOTICS	0	0	0	0	0	0	0	0	0
COMMITMENT-CIVIL	2	2	1	3	1	0	2	67	1
ADOPTION	15	3	4	14	2	6	6	43	-1
ANCILLARY ADMINISTRATION	0	0	0	0	0	0	0	0	0
SMALL ESTATES	0	4	4	0	0	0	0	0	0
DECEDENT ESTATES	83	12	4	91	12	11	68	75	8
OTHER	0	1	0	1	1	0	0	0	1
TOTALS FOR PERIOD	232	34	14	252	27	31	194	77	20

PROBATE CIRCUITS FROM 07/01/93 THROUGH 06/30/94

CIRCUIT AND COUNTY	CASES PENDING START	CASES FILED	CASES TERMINATED	CASES PENDING AT END	AGE OF ALL CASES PENDING			% OVER 2 YRS.	CHANGE IN CASES PENDING
					LESS 1 YR.	1-2 YRS.	OVER 2 YRS.		

PULASKI COUNTY	DIVISION 01								
GUARDIANSHIP	954	89	123	923	69	53	301	97	-31
COMMITMENT-ALCOHOLIC	0	0	0	0	0	0	0	0	0
COMMITMENT-NARCOTICS	0	0	0	0	0	0	0	0	0
COMMITMENT-CIVIL	0	0	0	0	0	0	0	0	0
ADOPTION	43	26	64	10	7	0	3	30	-38
ANCILLARY ADMINISTRATION	5	1	5	1	1	0	0	0	-4
SMALL ESTATES	0	47	47	0	0	0	0	0	0
DECEDENT ESTATES	540	99	65	574	89	47	438	76	34
OTHER	3	21	22	7	1	1	5	71	-1
TOTALS FOR PERIOD	1555	233	323	1515	167	101	1247	82	-40

PULASKI COUNTY	DIVISION 02								
GUARDIANSHIP	790	69	39	820	57	69	694	85	30
COMMITMENT-ALCOHOLIC	0	0	0	0	0	0	0	0	0
COMMITMENT-NARCOTICS	0	0	0	0	0	0	0	0	0
COMMITMENT-CIVIL	0	0	0	0	0	0	0	0	0
ADOPTION	44	43	43	39	8	3	28	72	-5
ANCILLARY ADMINISTRATION	6	1	0	7	1	0	6	86	1
SMALL ESTATES	0	57	57	0	0	0	0	0	0
DECEDENT ESTATES	513	102	55	560	90	58	412	74	47
OTHER	13	21	21	13	2	0	11	85	0
TOTALS FOR PERIOD	1366	293	220	1439	158	130	1151	80	73

PULASKI COUNTY	DIVISION 03								
GUARDIANSHIP	893	37	33	942	67	65	810	86	49
COMMITMENT-ALCOHOLIC	0	0	0	0	0	0	0	0	0
COMMITMENT-NARCOTICS	0	0	0	0	0	0	0	0	0
COMMITMENT-CIVIL	0	0	0	0	0	0	0	0	0
ADOPTION	18	44	43	19	12	4	3	16	1
ANCILLARY ADMINISTRATION	7	0	2	5	0	1	4	80	-2
SMALL ESTATES	0	51	51	0	0	0	0	0	0
DECEDENT ESTATES	518	91	70	539	76	51	412	76	21
OTHER	9	16	16	9	1	1	7	78	0
TOTALS FOR PERIOD	1445	289	220	1514	156	122	1236	82	69

PULASKI COUNTY	DIVISION 04								
GUARDIANSHIP	818	64	35	847	50	57	740	87	29
COMMITMENT-ALCOHOLIC	0	0	0	0	0	0	0	0	0
COMMITMENT-NARCOTICS	0	0	0	0	0	0	0	0	0
COMMITMENT-CIVIL	0	2	2	0	0	0	0	0	0
ADOPTION	37	37	61	13	9	3	1	8	-24
ANCILLARY ADMINISTRATION	2	2	1	3	2	0	1	33	1
SMALL ESTATES	0	54	54	0	0	0	0	0	0
DECEDENT ESTATES	513	109	74	548	95	47	406	74	35
OTHER	7	15	13	5	1	1	3	60	-2
TOTALS FOR PERIOD	1377	284	245	1416	157	108	1151	81	39

PROBATE CIRCUITS FROM 07/01/93 THROUGH 06/30/94

CIRCUIT AND COUNTY	CASES PENDING START	CASES FILED	CASES TERMINATED	CASES PENDING AT END	AGE OF ALL CASES PENDING LESS 1 YR.	1-2 YRS.	AGE OF ALL CASES PENDING OVER 2 YRS.	% OVER 2 YRS.	CHANGE IN CASES PENDING

PULASKI COUNTY	DIVISION 05								
GUARDIANSHIP	256	75	25	306	61	60	125	60	50
COMMITMENT-ALCOHOLIC	0	0	0	0	0	0	0	0	0
COMMITMENT-NARCOTICS	0	0	0	0	0	0	0	0	0
COMMITMENT-CIVIL	0	1	1	0	0	0	0	0	0
ADOPTION	24	30	40	14	7	2	3	21	-10
ANCILLARY ADMINISTRATION	4	0	1	3	0	0	3	100	-1
SMALL ESTATES	0	42	42	0	0	0	0	0	0
DECEDENT ESTATES	224	102	60	272	93	57	122	45	48
OTHER	1	30	30	1	0	0	1	100	0
TOTALS FOR PERIOD	509	226	199	596	163	119	314	53	87

PULASKI COUNTY	DIVISION 06								
GUARDIANSHIP	198	70	34	234	56	45	133	57	36
COMMITMENT-ALCOHOLIC	0	0	0	0	0	0	0	0	0
COMMITMENT-NARCOTICS	0	0	0	0	0	0	0	0	0
COMMITMENT-CIVIL	0	0	0	0	0	0	0	0	0
ADOPTION	16	41	47	10	3	1	1	10	-6
ANCILLARY ADMINISTRATION	0	0	0	0	0	0	0	0	0
SMALL ESTATES	0	54	54	0	0	0	0	0	0
DECEDENT ESTATES	202	101	77	226	39	50	87	38	24
OTHER	5	14	15	4	0	2	2	50	-1
TOTALS FOR PERIOD	421	280	227	474	153	98	223	47	53

PULASKI COUNTY	DIVISION 07								
GUARDIANSHIP	14	0	1	13	0	0	13	100	-1
COMMITMENT-ALCOHOLIC	0	0	0	0	0	0	0	0	0
COMMITMENT-NARCOTICS	0	0	0	0	0	0	0	0	0
COMMITMENT-CIVIL	0	0	0	0	0	0	0	0	0
ADOPTION	0	1	1	0	0	0	0	0	0
ANCILLARY ADMINISTRATION	0	0	0	0	0	0	0	0	0
SMALL ESTATES	0	0	0	0	0	0	0	0	0
DECEDENT ESTATES	0	0	0	0	0	0	0	0	0
OTHER	0	0	0	0	0	0	0	0	0
TOTALS FOR PERIOD	14	1	2	13	0	0	13	100	-1

PULASKI COUNTY	DIVISION 08								
GUARDIANSHIP	6	0	1	5	0	0	5	100	-1
COMMITMENT-ALCOHOLIC	0	0	0	0	0	0	0	0	0
COMMITMENT-NARCOTICS	0	0	0	0	0	0	0	0	0
COMMITMENT-CIVIL	0	0	0	0	0	0	0	0	0
ADOPTION	0	1	1	0	0	0	0	0	0
ANCILLARY ADMINISTRATION	0	0	0	0	0	0	0	0	0
SMALL ESTATES	0	0	0	0	0	0	0	0	0
DECEDENT ESTATES	0	0	0	0	0	0	0	0	0
OTHER	0	0	0	0	0	0	0	0	0
TOTALS FOR PERIOD	6	1	2	5	0	0	5	100	-1

PROBATE CIRCUITS FROM 07/01/93 THROUGH 06/30/94

CIRCUIT AND COUNTY	CASES PENDING START	CASES FILED	CASES TERMINATED	CASES PENDING AT END	AGE OF ALL CASES LESS 1 YR.	1-2 YRS.	OVER 2 YRS.	% OVER 2 YRS.	CHANGE IN CASES PENDING

PULASKI COUNTY	DIVISION 09								
GUARDIANSHIP	0	6	0	6	6	0	0	0	6
COMMITMENT-ALCOHOLIC	85	113	134	14	14	0	0	0	-71
COMMITMENT-NARCOTICS	6	1	5	2	0	0	2	100	-4
COMMITMENT-CIVIL	328	880	1171	37	33	1	3	8	-291
ADOPTION	0	0	0	0	0	0	0	0	0
ANCILLARY ADMINISTRATION	0	0	0	0	0	0	0	0	0
SMALL ESTATES	0	0	0	0	0	0	0	0	0
DECEDENT ESTATES	0	1	0	1	1	0	0	0	1
OTHER	0	0	0	0	0	0	0	0	0
TOTALS FOR PERIOD	419	1001	1360	60	54	1	5	8	-359

PULASKI COUNTY	DIVISION 10								
GUARDIANSHIP	1	0	0	1	0	0	1	100	0
COMMITMENT-ALCOHOLIC	0	0	0	0	0	0	0	0	0
COMMITMENT-NARCOTICS	0	0	0	0	0	0	0	0	0
COMMITMENT-CIVIL	0	0	0	0	0	0	0	0	0
ADOPTION	0	0	0	0	0	0	0	0	0
ANCILLARY ADMINISTRATION	0	0	0	0	0	0	0	0	0
SMALL ESTATES	0	0	0	0	0	0	0	0	0
DECEDENT ESTATES	0	0	0	0	0	0	0	0	0
OTHER	0	0	0	0	0	0	0	0	0
TOTALS FOR PERIOD	1	0	0	1	0	0	1	100	0

PULASKI COUNTY	DIVISION 11								
GUARDIANSHIP	3930	460	293	4097	366	349	3382	83	167
COMMITMENT-ALCOHOLIC	85	113	184	14	14	0	0	0	-71
COMMITMENT-NARCOTICS	6	1	5	2	0	0	2	100	-4
COMMITMENT-CIVIL	328	883	1174	37	33	1	3	8	-291
ADOPTION	187	223	305	105	53	13	39	37	-82
ANCILLARY ADMINISTRATION	24	4	9	19	4	1	14	74	-5
SMALL ESTATES	0	305	305	0	0	0	0	0	0
DECEDENT ESTATES	2510	611	401	2720	533	310	1877	69	210
OTHER	43	118	122	39	5	5	29	74	-4
TOTALS FOR PERIOD	7113	2718	2798	7033	1008	679	5346	76	-80

SIXTH CIRCUIT	DIVISION 12								
GUARDIANSHIP	4060	472	294	4238	377	363	3498	83	178
COMMITMENT-ALCOHOLIC	87	113	184	16	14	0	2	13	-71
COMMITMENT-NARCOTICS	6	1	5	2	0	0	2	100	-4
COMMITMENT-CIVIL	330	885	1175	40	34	1	5	13	-290
ADOPTION	202	226	309	119	55	19	45	38	-83
ANCILLARY ADMINISTRATION	24	4	9	19	4	1	14	74	-5
SMALL ESTATES	0	309	309	0	0	0	0	0	0
DECEDENT ESTATES	2593	623	405	2811	545	321	1945	69	218
OTHER	43	119	122	40	6	5	29	73	-3
TOTALS FOR PERIOD	7345	2752	2812	7285	1035	710	5540	76	-60

Pulaski County Probate, specifically guardianship cases, contain some closed cases in the pending category. Pulaski County personnel are in the process of a manual audit to remove those cases.

PROBATE CIRCUITS FROM 07/01/93 THROUGH 06/30/94

CIRCUIT AND COUNTY	CASES PENDING START	CASES FILED	CASES TERMINATED	CASES PENDING AT END	AGE OF ALL CASES PENDING LESS 1 YR.	1-2 YRS.	OVER 2 YRS.	% OVER 2 YRS.	CHANGE IN CASES PENDING

SEVENTH CIRCUIT									

GRANT COUNTY	DIVISION 01								
GUARDIANSHIP	93	13	1	105	13	13	79	75	12
COMMITMENT-ALCOHOLIC	0	0	0	0	0	0	0	0	0
COMMITMENT-NARCOTICS	0	0	0	0	0	0	0	0	0
COMMITMENT-CIVIL	2	2	1	3	1	1	1	33	1
ADOPTION	4	4	3	5	1	1	3	60	1
ANCILLARY ADMINISTRATION	2	0	0	2	0	0	2	100	0
SMALL ESTATES	0	7	7	0	0	0	0	0	0
DECEDENT ESTATES	31	6	11	26	3	6	17	65	-5
OTHER	0	0	0	0	0	0	0	0	0
TOTALS FOR PERIOD	132	32	23	141	18	21	102	72	9

GRANT COUNTY	DIVISION 02								
GUARDIANSHIP	26	11	3	34	10	10	14	41	8
COMMITMENT-ALCOHOLIC	0	0	0	0	0	0	0	0	0
COMMITMENT-NARCOTICS	0	0	0	0	0	0	0	0	0
COMMITMENT-CIVIL	0	1	1	0	0	0	0	0	0
ADOPTION	2	4	4	2	2	0	0	0	0
ANCILLARY ADMINISTRATION	0	0	0	0	0	0	0	0	0
SMALL ESTATES	0	3	3	0	0	0	0	0	0
DECEDENT ESTATES	12	7	5	14	6	4	4	29	2
OTHER	0	1	1	0	0	0	0	0	0
TOTALS FOR PERIOD	40	27	17	50	18	14	18	36	10

GRANT COUNTY	DIVISION 03								
GUARDIANSHIP	0	2	0	2	2	0	0	0	2
COMMITMENT-ALCOHOLIC	0	0	0	0	0	0	0	0	0
COMMITMENT-NARCOTICS	0	0	0	0	0	0	0	0	0
COMMITMENT-CIVIL	0	1	1	0	0	0	0	0	0
ADOPTION	0	0	0	0	0	0	0	0	0
ANCILLARY ADMINISTRATION	0	0	0	0	0	0	0	0	0
SMALL ESTATES	0	0	0	0	0	0	0	0	0
DECEDENT ESTATES	0	0	0	0	0	0	0	0	0
OTHER	0	0	0	0	0	0	0	0	0
TOTALS FOR PERIOD	0	3	1	2	2	0	0	0	2

PROBATE CIRCUITS FROM 07/01/93 THROUGH 06/30/94

CIRCUIT AND COUNTY	CASES PENDING START	CASES FILED	CASES TERMINATED	CASES PENDING AT END	AGE OF ALL CASES LESS 1 YR.	1-2 YRS.	PENDING OVER 2 YRS.	% OVER 2 YRS.	CHANGE IN CASES PENDING

GRANT COUNTY									
GUARDIANSHIP	119	26	4	141	25	23	93	66	22
COMMITMENT-ALCOHOLIC	0	0	0	0	0	0	0	0	0
COMMITMENT-NARCOTICS	0	0	0	0	0	0	0	0	0
COMMITMENT-CIVIL	2	4	3	3	1	1	1	33	1
ADOPTION	6	8	7	7	3	1	3	43	1
ANCILLARY ADMINISTRATION	2	0	0	2	0	0	2	100	0
SMALL ESTATES	0	10	10	0	0	0	0	0	0
DECEDENT ESTATES	43	13	16	40	9	10	21	53	-3
OTHER	0	1	1	0	0	0	0	0	0
TOTALS FOR PERIOD	172	62	41	193	38	35	120	62	21

HOT SPRING COUNTY	DIVISION 01								
GUARDIANSHIP	302	10	5	307	10	12	285	93	5
COMMITMENT-ALCOHOLIC	1	0	0	1	0	0	1	100	0
COMMITMENT-NARCOTICS	0	0	0	0	0	0	0	0	0
COMMITMENT-CIVIL	22	4	2	24	3	2	19	79	2
ADOPTION	5	4	5	4	0	0	4	100	-1
ANCILLARY ADMINISTRATION	0	0	0	0	0	0	0	0	0
SMALL ESTATES	0	5	5	0	0	0	0	0	0
DECEDENT ESTATES	204	9	8	205	9	15	181	88	1
OTHER	0	0	0	0	0	0	0	0	0
TOTALS FOR PERIOD	534	32	25	541	22	29	490	91	7

HOT SPRING COUNTY	DIVISION 02								
GUARDIANSHIP	55	39	3	91	38	27	26	29	36
COMMITMENT-ALCOHOLIC	0	1	1	0	0	0	0	0	0
COMMITMENT-NARCOTICS	0	0	0	0	0	0	0	0	0
COMMITMENT-CIVIL	15	17	9	23	9	7	7	30	8
ADOPTION	7	15	14	8	6	1	1	13	1
ANCILLARY ADMINISTRATION	3	0	1	2	0	2	0	0	-1
SMALL ESTATES	0	15	15	0	0	0	0	0	0
DECEDENT ESTATES	53	43	19	77	36	15	26	34	24
OTHER	1	1	0	2	1	1	0	0	1
TOTALS FOR PERIOD	134	131	62	203	90	53	60	30	69

HOT SPRING COUNTY	DIVISION 03								
GUARDIANSHIP	9	0	0	9	0	2	7	78	0
COMMITMENT-ALCOHOLIC	0	0	0	0	0	0	0	0	0
COMMITMENT-NARCOTICS	0	0	0	0	0	0	0	0	0
COMMITMENT-CIVIL	1	1	0	2	1	0	1	50	1
ADOPTION	0	0	0	0	0	0	0	0	0
ANCILLARY ADMINISTRATION	0	0	0	0	0	0	0	0	0
SMALL ESTATES	0	0	0	0	0	0	0	0	0
DECEDENT ESTATES	2	0	0	2	0	0	2	100	0
OTHER	0	0	0	0	0	0	0	0	0
TOTALS FOR PERIOD	12	1	0	13	1	2	10	77	1

PROBATE CIRCUITS FROM 07/01/93 THROUGH 06/30/94

CIRCUIT AND COUNTY	CASES PENDING START	CASES FILED	CASES TERMINATED	CASES PENDING AT END	AGE OF ALL CASES PENDING LESS 1 YR.	1-2 YRS.	OVER 2 YRS.	% OVER 2 YRS.	CHANGE IN CASES PENDING

HOT SPRING COUNTY									
GUARDIANSHIP	366	49	3	407	43	41	318	78	41
COMMITMENT-ALCOHOLIC	1	1	1	1	0	0	1	100	0
COMMITMENT-NARCOTICS	0	0	0	0	0	0	0	0	0
COMMITMENT-CIVIL	33	22	11	49	13	9	27	55	11
ADOPTION	12	19	12	12	6	1	5	42	0
ANCILLARY ADMINISTRATION	3	0	1	2	0	2	0	0	-1
SMALL ESTATES	0	20	20	0	0	0	0	0	0
DECEDENT ESTATES	259	52	27	284	45	30	209	74	25
OTHER	1	1	0	2	1	1	0	0	1
TOTALS FOR PERIOD	680	164	87	757	113	84	560	74	77

SALINE COUNTY	DIVISION 01								
GUARDIANSHIP	585	133	21	697	128	56	513	74	112
COMMITMENT-ALCOHOLIC	0	3	3	0	0	0	0	0	0
COMMITMENT-NARCOTICS	1	2	1	2	1	0	1	50	1
COMMITMENT-CIVIL	4	11	13	5	2	0	3	60	1
ADOPTION	19	58	43	34	21	3	10	29	15
ANCILLARY ADMINISTRATION	5	2	2	5	2	0	3	60	0
SMALL ESTATES	0	69	69	0	0	0	0	0	0
DECEDENT ESTATES	241	31	39	283	76	45	162	57	42
OTHER	0	0	0	0	0	0	0	0	0
TOTALS FOR PERIOD	855	359	188	1026	237	104	692	67	171

SALINE COUNTY	DIVISION 02								
GUARDIANSHIP	76	8	4	30	6	16	58	73	4
COMMITMENT-ALCOHOLIC	0	0	0	0	0	0	0	0	0
COMMITMENT-NARCOTICS	0	0	0	0	0	0	0	0	0
COMMITMENT-CIVIL	2	0	0	2	0	0	2	100	0
ADOPTION	7	5	6	6	3	0	3	50	-1
ANCILLARY ADMINISTRATION	0	0	0	0	0	0	0	0	0
SMALL ESTATES	0	13	13	0	0	0	0	0	0
DECEDENT ESTATES	58	7	15	50	7	8	35	70	-8
OTHER	0	0	0	0	0	0	0	0	0
TOTALS FOR PERIOD	143	33	38	138	16	24	98	71	-5

SALINE COUNTY	DIVISION 03								
GUARDIANSHIP	13	8	1	20	7	6	7	35	7
COMMITMENT-ALCOHOLIC	0	10	10	0	0	0	0	0	0
COMMITMENT-NARCOTICS	0	4	4	0	0	0	0	0	0
COMMITMENT-CIVIL	3	46	42	7	5	1	1	14	4
ADOPTION	0	1	0	1	1	0	0	0	1
ANCILLARY ADMINISTRATION	0	0	0	0	0	0	0	0	0
SMALL ESTATES	0	1	1	0	0	0	0	0	0
DECEDENT ESTATES	1	0	0	1	0	1	0	0	0
OTHER	0	0	0	0	0	0	0	0	0
TOTALS FOR PERIOD	17	70	58	29	13	8	8	28	12

PROBATE CIRCUITS FROM 07/01/93 THROUGH 06/30/94

CIRCUIT AND COUNTY	CASES PENDING START	CASES FILED	CASES TERMINATED	CASES PENDING AT END	AGE OF ALL CASES PENDING			% OVER 2 YRS.	CHANGE IN CASES PENDING
					LESS 1 YR.	1-2 YRS.	OVER 2 YRS.		

SALINE COUNTY									
GUARDIANSHIP	674	149	26	797	141	78	578	73	123
COMMITMENT-ALCOHOLIC	0	13	13	0	0	0	0	0	0
COMMITMENT-NARCOTICS	1	6	5	2	1	0	1	50	1
COMMITMENT-CIVIL	9	57	52	14	7	1	6	43	5
ADOPTION	26	64	49	41	25	3	13	32	15
ANCILLARY ADMINISTRATION	5	2	2	5	2	0	3	60	0
SMALL ESTATES	0	83	83	0	0	0	0	0	0
DECEDENT ESTATES	300	88	54	334	83	54	197	59	34
OTHER	0	0	0	0	0	0	0	0	0
TOTALS FOR PERIOD	1015	462	284	1193	259	136	798	67	178

SEVENTH CIRCUIT									
GUARDIANSHIP	1159	224	38	1345	214	142	989	74	186
COMMITMENT-ALCOHOLIC	1	14	14	1	0	0	1	100	0
COMMITMENT-NARCOTICS	1	6	5	2	1	0	1	50	1
COMMITMENT-CIVIL	49	83	66	66	21	11	34	52	17
ADOPTION	44	91	75	60	34	5	21	35	16
ANCILLARY ADMINISTRATION	10	2	3	9	2	2	5	56	-1
SMALL ESTATES	0	113	113	0	0	0	0	0	0
DECEDENT ESTATES	602	153	97	658	137	94	427	65	56
OTHER	1	2	1	2	1	1	0	0	1
TOTALS FOR PERIOD	1867	688	412	2143	410	255	1478	69	276

EIGHTH CIRCUIT									

HEMPSTEAD COUNTY DIVISION 01									
GUARDIANSHIP	45	6	26	25	6	4	15	60	-20
COMMITMENT-ALCOHOLIC	0	0	0	0	0	0	0	0	0
COMMITMENT-NARCOTICS	0	0	0	0	0	0	0	0	0
COMMITMENT-CIVIL	3	5	3	5	3	1	1	20	2
ADOPTION	2	4	3	3	2	0	1	33	1
ANCILLARY ADMINISTRATION	1	0	0	1	0	0	1	100	0
SMALL ESTATES	0	2	2	0	0	0	0	0	0
DECEDENT ESTATES	60	10	38	32	10	5	17	53	-28
OTHER	0	0	0	0	0	0	0	0	0
TOTALS FOR PERIOD	111	27	72	66	21	10	35	53	-45

PROBATE CIRCUITS FROM 07/01/93 THROUGH 06/30/94

CIRCUIT AND COUNTY	CASES PENDING START	CASES FILED	CASES TERMINATED	CASES PENDING AT END	AGE OF ALL CASES PENDING LESS 1 YR.	1-2 YRS.	OVER 2 YRS.	% OVER 2 YRS.	CHANGE IN CASES PENDING

HEMPSTEAD COUNTY	DIVISION 02								
GUARDIANSHIP	67	14	2	79	12	20	47	59	12
COMMITMENT-ALCOHOLIC	0	0	0	0	0	0	0	0	0
COMMITMENT-NARCOTICS	0	0	0	0	0	0	0	0	0
COMMITMENT-CIVIL	2	15	5	12	10	2	0	0	10
ADOPTION	5	5	5	5	3	1	1	20	0
ANCILLARY ADMINISTRATION	1	0	0	1	0	1	0	0	0
SMALL ESTATES	0	6	4	0	0	0	0	0	0
DECEDENT ESTATES	68	19	15	71	18	11	42	59	3
OTHER	0	2	1	1	1	0	0	0	1
TOTALS FOR PERIOD	143	61	35	169	44	35	90	53	26

HEMPSTEAD COUNTY	DIVISION 03								
GUARDIANSHIP	28	8	2	34	8	5	21	62	6
COMMITMENT-ALCOHOLIC	0	0	0	0	0	0	0	0	0
COMMITMENT-NARCOTICS	0	0	0	0	0	0	0	0	0
COMMITMENT-CIVIL	2	7	3	6	4	1	1	17	4
ADOPTION	2	1	0	3	1	0	2	67	1
ANCILLARY ADMINISTRATION	0	0	0	0	0	0	0	0	0
SMALL ESTATES	0	2	2	0	0	0	0	0	0
DECEDENT ESTATES	32	10	10	32	8	7	17	53	0
OTHER	0	0	0	0	0	0	0	0	0
TOTALS FOR PERIOD	64	28	17	75	21	13	41	55	11

HEMPSTEAD COUNTY	DIVISION 04								
GUARDIANSHIP	14	3	0	17	3	6	8	47	3
COMMITMENT-ALCOHOLIC	0	0	0	0	0	0	0	0	0
COMMITMENT-NARCOTICS	0	0	0	0	0	0	0	0	0
COMMITMENT-CIVIL	0	1	1	0	0	0	0	0	0
ADOPTION	2	6	5	3	2	1	0	0	1
ANCILLARY ADMINISTRATION	0	0	0	0	0	0	0	0	0
SMALL ESTATES	0	2	2	0	0	0	0	0	0
DECEDENT ESTATES	12	7	4	15	7	3	5	33	3
OTHER	0	1	0	1	1	0	0	0	1
TOTALS FOR PERIOD	28	20	12	36	13	10	13	36	8

HEMPSTEAD COUNTY	DIVISION 05								
GUARDIANSHIP	154	31	30	155	29	35	91	59	1
COMMITMENT-ALCOHOLIC	0	0	0	0	0	0	0	0	0
COMMITMENT-NARCOTICS	0	0	0	0	0	0	0	0	0
COMMITMENT-CIVIL	7	28	12	23	17	4	2	9	16
ADOPTION	11	16	13	14	8	2	4	29	3
ANCILLARY ADMINISTRATION	2	0	0	2	0	1	1	50	0
SMALL ESTATES	0	12	12	0	0	0	0	0	0
DECEDENT ESTATES	172	46	68	150	43	26	81	54	-22
OTHER	0	3	1	2	2	0	0	0	2
TOTALS FOR PERIOD	346	136	136	346	99	68	179	52	0

PROBATE CIRCUITS FROM 07/01/93 THROUGH 06/30/94

CIRCUIT AND COUNTY	CASES PENDING START	CASES FILED	CASES TERMINATED	CASES PENDING AT END	AGE OF ALL CASES PENDING LESS			% OVER 2 YRS.	CHANGE IN CASES PENDING
					1 YR.	1-2 YRS.	2 YRS.		

LAFAYETTE COUNTY	DIVISION 01								
GUARDIANSHIP	25	3	10	18	2	3	13	72	-7
COMMITMENT-ALCOHOLIC	0	1	1	0	0	0	0	0	0
COMMITMENT-NARCOTICS	0	0	0	0	0	0	0	0	0
COMMITMENT-CIVIL	0	0	0	0	0	0	0	0	0
ADOPTION	2	0	0	2	0	0	2	100	0
ANCILLARY ADMINISTRATION	3	7	4	6	4	0	2	33	3
SMALL ESTATES	0	2	2	0	0	0	0	0	0
DECEDENT ESTATES	17	5	7	15	4	5	6	40	-2
OTHER	0	0	0	0	0	0	0	0	0
TOTALS FOR PERIOD	47	18	24	41	10	8	23	56	-6

LAFAYETTE COUNTY	DIVISION 02								
GUARDIANSHIP	20	1	0	21	1	3	17	81	1
COMMITMENT-ALCOHOLIC	0	0	0	0	0	0	0	0	0
COMMITMENT-NARCOTICS	0	0	0	0	0	0	0	0	0
COMMITMENT-CIVIL	0	3	2	1	1	0	0	0	1
ADOPTION	1	0	0	1	0	0	1	100	0
ANCILLARY ADMINISTRATION	0	1	0	1	1	0	0	0	1
SMALL ESTATES	0	6	6	0	0	0	0	0	0
DECEDENT ESTATES	30	4	10	24	2	1	21	88	-6
OTHER	0	0	0	0	0	0	0	0	0
TOTALS FOR PERIOD	51	15	18	48	5	4	39	81	-3

LAFAYETTE COUNTY	DIVISION 03								
GUARDIANSHIP	9	1	0	10	1	2	7	70	1
COMMITMENT-ALCOHOLIC	0	0	0	0	0	0	0	0	0
COMMITMENT-NARCOTICS	0	0	0	0	0	0	0	0	0
COMMITMENT-CIVIL	0	6	5	1	1	0	0	0	1
ADOPTION	2	1	1	2	1	0	1	50	0
ANCILLARY ADMINISTRATION	0	1	0	1	1	0	0	0	1
SMALL ESTATES	0	2	2	0	0	0	0	0	0
DECEDENT ESTATES	4	3	0	7	3	0	4	57	3
OTHER	0	0	0	0	0	0	0	0	0
TOTALS FOR PERIOD	15	14	8	21	7	2	12	57	6

LAFAYETTE COUNTY	DIVISION 04								
GUARDIANSHIP	3	1	0	4	1	1	2	50	1
COMMITMENT-ALCOHOLIC	0	0	0	0	0	0	0	0	0
COMMITMENT-NARCOTICS	0	0	0	0	0	0	0	0	0
COMMITMENT-CIVIL	0	4	4	0	0	0	0	0	0
ADOPTION	0	0	0	0	0	0	0	0	0
ANCILLARY ADMINISTRATION	2	0	1	1	0	1	0	0	-1
SMALL ESTATES	0	0	0	0	0	0	0	0	0
DECEDENT ESTATES	9	1	2	8	1	3	4	50	-1
OTHER	0	0	0	0	0	0	0	0	0
TOTALS FOR PERIOD	14	6	7	13	2	5	6	46	-1

PROBATE CIRCUITS FROM 07/01/93 THROUGH 06/30/94

CIRCUIT AND COUNTY	CASES PENDING START	CASES FILED	CASES TERMINATED	CASES PENDING AT END	AGE OF ALL CASES PENDING			% OVER 2 YRS.	CHANGE IN CASES PENDING
					LESS 1 YR.	1-2 YRS.	OVER 2 YRS.		

LAFAYETTE COUNTY									
GUARDIANSHIP	57	6	10	53	5	9	39	74	-4
COMMITMENT-ALCOHOLIC	0	1	1	0	0	0	0	0	0
COMMITMENT-NARCOTICS	0	0	0	0	0	0	0	0	0
COMMITMENT-CIVIL	0	13	11	2	2	0	0	0	2
ADOPTION	5	1	1	5	1	0	4	80	0
ANCILLARY ADMINISTRATION	5	9	5	9	6	1	2	22	4
SMALL ESTATES	0	10	10	0	0	0	0	0	0
DECEDENT ESTATES	60	13	19	54	10	9	35	65	-6
OTHER	0	0	0	0	0	0	0	0	0
TOTALS FOR PERIOD	127	53	57	123	24	19	80	65	-4

MILLER COUNTY	DIVISION 01								
GUARDIANSHIP	126	24	5	145	23	13	109	75	19
COMMITMENT-ALCOHOLIC	0	1	1	0	0	0	0	0	0
COMMITMENT-NARCOTICS	0	2	2	0	0	0	0	0	0
COMMITMENT-CIVIL	1	10	11	0	0	0	0	0	-1
ADOPTION	2	7	7	2	2	0	0	0	0
ANCILLARY ADMINISTRATION	2	8	9	1	1	0	0	0	-1
SMALL ESTATES	0	4	4	0	0	0	0	0	0
DECEDENT ESTATES	59	15	37	38	15	14	9	24	-21
OTHER	0	1	1	0	0	0	0	0	0
TOTALS FOR PERIOD	190	73	77	186	41	27	118	63	-4

MILLER COUNTY	DIVISION 02								
GUARDIANSHIP	122	18	3	137	17	23	97	71	15
COMMITMENT-ALCOHOLIC	0	1	1	0	0	0	0	0	0
COMMITMENT-NARCOTICS	0	2	2	0	0	0	0	0	0
COMMITMENT-CIVIL	2	17	19	0	0	0	0	0	-2
ADOPTION	3	10	5	8	6	1	1	13	5
ANCILLARY ADMINISTRATION	3	4	6	1	0	1	0	0	-2
SMALL ESTATES	0	4	4	0	0	0	0	0	0
DECEDENT ESTATES	45	21	33	33	18	9	6	18	-12
OTHER	0	3	3	0	0	0	0	0	0
TOTALS FOR PERIOD	175	80	76	179	41	34	104	58	4

MILLER COUNTY	DIVISION 03								
GUARDIANSHIP	89	21	32	78	13	21	39	50	-11
COMMITMENT-ALCOHOLIC	0	1	1	0	0	0	0	0	0
COMMITMENT-NARCOTICS	0	0	0	0	0	0	0	0	0
COMMITMENT-CIVIL	0	14	11	3	3	0	0	0	3
ADOPTION	2	8	9	1	1	0	0	0	-1
ANCILLARY ADMINISTRATION	1	6	7	0	0	0	0	0	-1
SMALL ESTATES	0	7	7	0	0	0	0	0	0
DECEDENT ESTATES	34	23	27	30	17	9	4	13	-4
OTHER	0	0	0	0	0	0	0	0	0
TOTALS FOR PERIOD	126	60	94	112	39	30	43	38	-14

PROBATE CIRCUITS FROM 07/01/93 THROUGH 06/30/94

CIRCUIT AND COUNTY	CASES PENDING START	CASES FILED	CASES TERMINATED	CASES PENDING AT END	AGE OF ALL CASES PENDING LESS 1 YR.	1-2 YRS.	OVER 2 YRS.	% OVER 2 YRS.	CHANGE IN CASES PENDING

MILLER COUNTY	DIVISION 04								
GUARDIANSHIP	19	16	2	33	15	12	6	18	14
COMMITMENT-ALCOHOLIC	0	0	0	0	0	0	0	0	0
COMMITMENT-NARCOTICS	0	1	1	0	0	0	0	0	0
COMMITMENT-CIVIL	0	8	6	2	2	0	0	0	2
ADOPTION	0	5	3	2	2	0	0	0	2
ANCILLARY ADMINISTRATION	0	1	1	0	0	0	0	0	0
SMALL ESTATES	0	7	7	0	0	0	0	0	0
DECEDENT ESTATES	16	5	13	8	3	4	1	13	-8
OTHER	0	2	2	0	0	0	0	0	0
TOTALS FOR PERIOD	35	45	35	45	22	16	7	16	10

MILLER COUNTY	DIVISION 04								
GUARDIANSHIP	356	79	42	393	73	69	251	64	37
COMMITMENT-ALCOHOLIC	0	3	3	0	0	0	0	0	0
COMMITMENT-NARCOTICS	0	5	5	0	0	0	0	0	0
COMMITMENT-CIVIL	3	49	47	5	5	0	0	0	2
ADOPTION	7	30	24	13	11	1	1	8	6
ANCILLARY ADMINISTRATION	6	19	23	2	1	1	0	0	-4
SMALL ESTATES	0	22	22	0	0	0	0	0	0
DECEDENT ESTATES	154	65	110	109	53	36	20	18	-45
OTHER	0	6	6	0	0	0	0	0	0
TOTALS FOR PERIOD	526	278	282	522	143	107	272	52	-4

NEVADA COUNTY	DIVISION 01								
GUARDIANSHIP	25	1	11	15	1	3	11	73	-10
COMMITMENT-ALCOHOLIC	1	0	0	1	0	1	0	0	0
COMMITMENT-NARCOTICS	0	0	0	0	0	0	0	0	0
COMMITMENT-CIVIL	0	0	0	0	0	0	0	0	0
ADOPTION	0	1	1	0	0	0	0	0	0
ANCILLARY ADMINISTRATION	1	0	0	1	0	0	1	100	0
SMALL ESTATES	0	0	0	0	0	0	0	0	0
DECEDENT ESTATES	15	5	7	13	3	7	3	23	-2
OTHER	0	3	2	1	1	0	0	0	1
TOTALS FOR PERIOD	42	10	21	31	5	11	15	48	-11

NEVADA COUNTY	DIVISION 02								
GUARDIANSHIP	13	2	1	14	2	1	11	79	1
COMMITMENT-ALCOHOLIC	1	0	0	1	0	0	1	100	0
COMMITMENT-NARCOTICS	0	0	0	0	0	0	0	0	0
COMMITMENT-CIVIL	1	1	0	2	1	1	0	0	1
ADOPTION	0	1	1	0	0	0	0	0	0
ANCILLARY ADMINISTRATION	1	0	0	1	0	0	1	100	0
SMALL ESTATES	0	1	1	0	0	0	0	0	0
DECEDENT ESTATES	15	6	3	18	6	2	10	56	3
OTHER	0	4	3	1	1	0	0	0	1
TOTALS FOR PERIOD	31	15	9	37	10	4	23	62	6

PROBATE CIRCUITS FROM 07/01/93 THROUGH 06/30/94

CIRCUIT AND COUNTY	CASES PENDING START	CASES FILED	CASES TERMINATED	CASES PENDING AT END	AGE LESS 1 YR.	AGE OF ALL CASES PENDING 1-2 YRS.	AGE OF ALL CASES PENDING OVER 2 YRS.	% OVER 2 YRS.	CHANGE IN CASES PENDING

NEVADA COUNTY	DIVISION 03								
GUARDIANSHIP	18	0	1	17	0	2	15	83	-1
COMMITMENT-ALCOHOLIC	0	0	0	0	0	0	0	0	0
COMMITMENT-NARCOTICS	0	0	0	0	0	0	0	0	0
COMMITMENT-CIVIL	0	0	0	0	0	0	0	0	0
ADOPTION	0	2	0	2	2	0	0	0	2
ANCILLARY ADMINISTRATION	0	0	0	0	0	0	0	0	0
SMALL ESTATES	0	2	2	0	0	0	0	0	0
DECEDENT ESTATES	10	12	8	14	10	1	3	21	4
OTHER	0	3	0	3	3	0	0	0	3
TOTALS FOR PERIOD	28	19	11	36	15	3	18	50	8

NEVADA COUNTY	DIVISION 04								
GUARDIANSHIP	5	2	1	6	2	2	2	33	1
COMMITMENT-ALCOHOLIC	0	0	0	0	0	0	0	0	0
COMMITMENT-NARCOTICS	0	0	0	0	0	0	0	0	0
COMMITMENT-CIVIL	0	0	0	0	0	0	0	0	0
ADOPTION	1	2	3	0	0	0	0	0	-1
ANCILLARY ADMINISTRATION	0	0	0	0	0	0	0	0	0
SMALL ESTATES	0	0	0	0	0	0	0	0	0
DECEDENT ESTATES	5	2	2	5	2	2	1	20	0
OTHER	0	2	0	2	2	0	0	0	2
TOTALS FOR PERIOD	11	3	6	13	6	4	3	23	2

NEVADA COUNTY									
GUARDIANSHIP	61	5	14	52	5	8	39	75	-9
COMMITMENT-ALCOHOLIC	2	0	0	2	0	1	1	50	0
COMMITMENT-NARCOTICS	0	0	0	0	0	0	0	0	0
COMMITMENT-CIVIL	1	1	0	2	1	1	0	0	1
ADOPTION	1	6	5	2	2	0	0	0	1
ANCILLARY ADMINISTRATION	2	0	0	2	0	0	2	100	0
SMALL ESTATES	0	3	3	0	0	0	0	0	0
DECEDENT ESTATES	45	25	20	50	21	12	17	34	5
OTHER	0	12	5	7	7	0	0	0	7
TOTALS FOR PERIOD	112	52	47	117	36	22	59	50	5

EIGHTH CIRCUIT									
GUARDIANSHIP	623	121	95	653	112	121	420	64	25
COMMITMENT-ALCOHOLIC	2	4	4	2	0	1	1	50	0
COMMITMENT-NARCOTICS	0	5	5	0	0	0	0	0	0
COMMITMENT-CIVIL	11	91	70	32	25	5	2	6	21
ADOPTION	24	53	43	34	22	3	9	26	10
ANCILLARY ADMINISTRATION	15	78	23	15	7	3	5	33	0
SMALL ESTATES	0	47	47	0	0	0	0	0	0
DECEDENT ESTATES	431	149	217	363	127	33	153	42	-68
OTHER	0	21	12	9	9	0	0	0	9
TOTALS FOR PERIOD	1111	519	522	1108	302	216	590	53	-3

PROBATE CIRCUITS FROM 07/01/93 THROUGH 06/30/94

CIRCUIT AND COUNTY	CASES PENDING START	CASES FILED	CASES TERMINATED	CASES PENDING AT END	AGE OF ALL LESS 1 YR.	CASES PENDING 1-2 YRS.	CASES PENDING OVER 2 YRS.	% OVER 2 YRS.	CHANGE IN CASES PENDING

NINTH CIRCUIT EAST									

CLARK COUNTY									
GUARDIANSHIP	56	42	64	34	12	8	14	41	-22
COMMITMENT-ALCOHOLIC	0	0	0	0	0	0	0	0	0
COMMITMENT-NARCOTICS	0	0	0	0	0	0	0	0	0
COMMITMENT-CIVIL	1	22	20	3	3	0	0	0	2
ADOPTION	0	10	7	3	3	0	0	0	3
ANCILLARY ADMINISTRATION	0	0	0	0	0	0	0	0	0
SMALL ESTATES	0	17	17	0	0	0	0	0	0
DECEDENT ESTATES	76	42	54	64	25	15	24	38	-12
OTHER	0	1	1	0	0	0	0	0	0
TOTALS FOR PERIOD	133	134	163	104	43	23	38	37	-29

PIKE COUNTY									
GUARDIANSHIP	25	14	12	27	11	1	15	56	2
COMMITMENT-ALCOHOLIC	0	3	3	0	0	0	0	0	0
COMMITMENT-NARCOTICS	0	0	0	0	0	0	0	0	0
COMMITMENT-CIVIL	0	3	3	0	0	0	0	0	0
ADOPTION	0	5	4	1	1	0	0	0	1
ANCILLARY ADMINISTRATION	2	0	0	2	0	2	0	0	0
SMALL ESTATES	0	5	5	0	0	0	0	0	0
DECEDENT ESTATES	34	20	18	36	14	4	18	50	2
OTHER	0	2	1	1	1	0	0	0	1
TOTALS FOR PERIOD	61	52	46	67	27	7	33	49	6

NINTH CIRCUIT EAST									
GUARDIANSHIP	81	56	76	61	23	9	29	48	-20
COMMITMENT-ALCOHOLIC	0	3	3	0	0	0	0	0	0
COMMITMENT-NARCOTICS	0	0	0	0	0	0	0	0	0
COMMITMENT-CIVIL	1	25	23	3	3	0	0	0	2
ADOPTION	0	15	11	4	4	0	0	0	4
ANCILLARY ADMINISTRATION	2	0	0	2	0	2	0	0	0
SMALL ESTATES	0	22	22	0	0	0	0	0	0
DECEDENT ESTATES	110	62	72	100	39	19	42	42	-10
OTHER	0	3	2	1	1	0	0	0	1
TOTALS FOR PERIOD	194	186	209	171	70	30	71	42	-23

PROBATE CIRCUITS FROM 07/01/93 THROUGH 06/30/94

CIRCUIT AND COUNTY	CASES PENDING START	CASES FILED	CASES TERMINATED	CASES PENDING AT END	AGE OF ALL CASES LESS 1 YR.	1-2 YRS.	PENDING OVER 2 YRS.	% OVER 2 YRS.	CHANGE IN CASES PENDING

NINTH CIRCUIT WEST									

HOWARD COUNTY									
GUARDIANSHIP	121	25	5	141	25	17	99	70	20
COMMITMENT-ALCOHOLIC	0	6	5	0	0	0	0	0	0
COMMITMENT-NARCOTICS	0	0	0	0	0	0	0	0	0
COMMITMENT-CIVIL	0	2	2	0	0	0	0	0	0
ADOPTION	5	5	4	6	4	1	1	17	1
ANCILLARY ADMINISTRATION	1	2	1	2	2	0	0	0	1
SMALL ESTATES	0	9	0	0	0	0	0	0	0
DECEDENT ESTATES	38	16	9	45	15	6	24	53	7
OTHER	1	1	0	2	1	0	1	50	1
TOTALS FOR PERIOD	166	67	37	196	47	24	125	64	30

LITTLE RIVER COUNTY									
GUARDIANSHIP	123	19	9	135	16	12	110	80	10
COMMITMENT-ALCOHOLIC	1	0	1	0	0	0	0	0	-1
COMMITMENT-NARCOTICS	0	2	1	1	1	0	0	0	1
COMMITMENT-CIVIL	1	11	7	5	5	0	0	0	4
ADOPTION	6	9	6	9	4	3	2	22	3
ANCILLARY ADMINISTRATION	1	0	0	1	0	0	1	100	0
SMALL ESTATES	0	6	6	0	0	0	0	0	0
DECEDENT ESTATES	72	24	12	84	20	11	53	63	12
OTHER	0	2	1	1	1	0	0	0	1
TOTALS FOR PERIOD	209	73	43	239	47	26	166	69	30

SEVIER COUNTY									
GUARDIANSHIP	127	22	3	146	20	20	106	73	19
COMMITMENT-ALCOHOLIC	0	1	1	0	0	0	0	0	0
COMMITMENT-NARCOTICS	0	0	0	0	0	0	0	0	0
COMMITMENT-CIVIL	1	12	12	1	1	0	0	0	0
ADOPTION	9	9	14	4	1	1	2	50	-5
ANCILLARY ADMINISTRATION	2	0	0	2	0	0	2	100	0
SMALL ESTATES	0	0	0	0	0	0	0	0	0
DECEDENT ESTATES	95	34	29	100	25	10	65	65	5
OTHER	0	0	0	0	0	0	0	0	0
TOTALS FOR PERIOD	234	78	59	253	47	31	175	69	19

PROBATE CIRCUITS FROM 07/01/93 THROUGH 06/30/94

CIRCUIT AND COUNTY	CASES PENDING START	CASES FILED	CASES TERMINATED	CASES PENDING AT END	AGE LESS 1 YR.	AGE OF ALL CASES PENDING 1-2 YRS.	AGE OF ALL CASES PENDING OVER 2 YRS.	% OVER 2 YRS.	CHANGE IN CASES PENDING

NINTH CIRCUIT WEST									
GUARDIANSHIP	376	67	19	425	61	49	315	74	49
COMMITMENT-ALCOHOLIC	1	7	8	0	0	0	0	0	-1
COMMITMENT-NARCOTICS	0	2	1	1	1	0	0	0	1
COMMITMENT-CIVIL	2	25	21	6	6	0	0	0	4
ADOPTION	20	23	24	19	9	5	5	26	-1
ANCILLARY ADMINISTRATION	4	2	1	5	2	0	3	50	1
SMALL ESTATES	0	15	15	0	0	0	0	0	0
DECEDENT ESTATES	205	74	50	229	60	27	142	62	24
OTHER	1	3	1	3	2	0	1	33	2
TOTALS FOR PERIOD	609	218	139	688	141	81	466	68	79

TENTH CIRCUIT									

ASHLEY COUNTY DIVISION 01									
GUARDIANSHIP	99	8	1	106	8	12	86	81	7
COMMITMENT-ALCOHOLIC	0	0	0	0	0	0	0	0	0
COMMITMENT-NARCOTICS	0	0	0	0	0	0	0	0	0
COMMITMENT-CIVIL	4	2	2	4	0	1	3	75	0
ADOPTION	3	5	3	10	3	3	4	40	2
ANCILLARY ADMINISTRATION	0	0	0	0	0	0	0	0	0
SMALL ESTATES	0	10	10	0	0	0	0	0	0
DECEDENT ESTATES	57	19	9	67	13	16	33	49	10
OTHER	1	0	1	0	0	0	0	0	-1
TOTALS FOR PERIOD	169	44	26	187	29	32	126	67	18

ASHLEY COUNTY DIVISION 02									
GUARDIANSHIP	82	21	2	101	19	16	66	65	19
COMMITMENT-ALCOHOLIC	0	1	0	1	1	0	0	0	1
COMMITMENT-NARCOTICS	0	0	0	0	0	0	0	0	0
COMMITMENT-CIVIL	4	2	1	5	1	2	2	40	1
ADOPTION	1	4	4	1	1	0	0	0	0
ANCILLARY ADMINISTRATION	0	0	0	0	0	0	0	0	0
SMALL ESTATES	0	3	3	0	0	0	0	0	0
DECEDENT ESTATES	49	15	13	51	12	12	27	53	2
OTHER	0	0	0	0	0	0	0	0	0
TOTALS FOR PERIOD	136	46	23	159	34	30	95	60	23

PROBATE CIRCUITS FROM 07/01/93 THROUGH 06/30/94

CIRCUIT AND COUNTY	CASES PENDING START	CASES FILED	CASES TERMINATED	CASES PENDING AT END	AGE OF ALL CASES LESS 1 YR.	PENDING 1-2 YRS.	PENDING OVER 2 YRS.	% OVER 2 YRS.	CHANGE IN CASES PENDING

ASHLEY COUNTY	DIVISION 03								
GUARDIANSHIP	0	0	0	0	0	0	0	0	0
COMMITMENT-ALCOHOLIC	0	0	0	0	0	0	0	0	0
COMMITMENT-NARCOTICS	0	0	0	0	0	0	0	0	0
COMMITMENT-CIVIL	0	0	0	0	0	0	0	0	0
ADOPTION	0	0	0	0	0	0	0	0	0
ANCILLARY ADMINISTRATION	0	0	0	0	0	0	0	0	0
SMALL ESTATES	0	0	0	0	0	0	0	0	0
DECEDENT ESTATES	0	0	0	0	0	0	0	0	0
OTHER	0	0	0	0	0	0	0	0	0
TOTALS FOR PERIOD	0	0	0	0	0	0	0	0	0

ASHLEY COUNTY	DIVISION 03								
GUARDIANSHIP	121	29	3	207	27	28	152	73	26
COMMITMENT-ALCOHOLIC	0	1	0	1	1	0	0	0	1
COMMITMENT-NARCOTICS	0	0	0	0	0	0	0	0	0
COMMITMENT-CIVIL	3	4	3	9	1	3	5	56	1
ADOPTION	9	9	7	11	4	3	4	36	2
ANCILLARY ADMINISTRATION	0	0	0	0	0	0	0	0	0
SMALL ESTATES	0	13	13	0	0	0	0	0	0
DECEDENT ESTATES	106	34	22	112	30	28	60	51	12
OTHER	1	0	1	0	0	0	0	0	-1
TOTALS FOR PERIOD	305	90	49	346	63	62	221	64	41

BRADLEY COUNTY	DIVISION 01								
GUARDIANSHIP	43	10	3	55	3	6	41	75	7
COMMITMENT-ALCOHOLIC	0	0	0	0	0	0	0	0	0
COMMITMENT-NARCOTICS	0	0	0	0	0	0	0	0	0
COMMITMENT-CIVIL	2	2	1	3	1	0	2	67	1
ADOPTION	2	1	1	2	0	0	2	100	0
ANCILLARY ADMINISTRATION	1	1	1	1	1	0	0	0	0
SMALL ESTATES	0	3	3	0	0	0	0	0	0
DECEDENT ESTATES	32	14	6	40	12	9	19	48	8
OTHER	0	0	0	0	0	0	0	0	0
TOTALS FOR PERIOD	85	31	15	101	22	15	64	63	16

BRADLEY COUNTY	DIVISION 02								
GUARDIANSHIP	43	10	2	56	9	6	41	73	8
COMMITMENT-ALCOHOLIC	1	0	0	1	0	0	1	100	0
COMMITMENT-NARCOTICS	0	0	0	0	0	0	0	0	0
COMMITMENT-CIVIL	2	3	3	2	0	0	2	100	0
ADOPTION	1	1	1	1	0	0	1	100	0
ANCILLARY ADMINISTRATION	2	0	0	2	0	1	1	50	0
SMALL ESTATES	0	2	2	0	0	0	0	0	0
DECEDENT ESTATES	30	7	9	28	5	5	18	64	-2
OTHER	0	0	0	0	0	0	0	0	0
TOTALS FOR PERIOD	84	23	17	90	14	12	64	71	6

PROBATE CIRCUITS FROM 07/01/93 THROUGH 06/30/94

CIRCUIT AND COUNTY	CASES PENDING START	CASES FILED	CASES TERMINATED	CASES PENDING AT END	AGE OF ALL CASES LESS 1 YR.	1-2 YRS.	OVER 2 YRS.	% OVER 2 YRS.	CHANGE IN CASES PENDING

BRADLEY COUNTY	DIVISION 03								
GUARDIANSHIP	0	0	0	0	0	0	0	0	0
COMMITMENT-ALCOHOLIC	0	0	0	0	0	0	0	0	0
COMMITMENT-NARCOTICS	0	0	0	0	0	0	0	0	0
COMMITMENT-CIVIL	0	0	0	0	0	0	0	0	0
ADOPTION	0	0	0	0	0	0	0	0	0
ANCILLARY ADMINISTRATION	0	0	0	0	0	0	0	0	0
SMALL ESTATES	0	0	0	1	0	0	1	100	0
DECEDENT ESTATES	1	0	0	0	0	0	0	0	0
OTHER	0	0	0	1	0	0	1	100	0
TOTALS FOR PERIOD	1	0	0	1	0	0	1	100	0

BRADLEY COUNTY	96	20	5	111	17	12	32	74	15
GUARDIANSHIP	1	0	0	1	0	0	1	100	0
COMMITMENT-ALCOHOLIC	0	0	0	0	0	0	0	0	0
COMMITMENT-NARCOTICS	4	5	4	5	1	0	4	80	1
COMMITMENT-CIVIL	3	2	2	3	0	0	3	100	0
ADOPTION	3	1	1	3	1	1	1	33	0
ANCILLARY ADMINISTRATION	0	5	5	0	0	0	0	0	0
SMALL ESTATES	53	21	15	69	17	14	38	55	6
DECEDENT ESTATES	0	0	0	0	0	0	0	0	0
OTHER	0	0	0	0	0	0	0	0	0
TOTALS FOR PERIOD	170	54	32	192	36	27	129	67	22

CHICOT COUNTY	DIVISION 01								
GUARDIANSHIP	60	3	3	65	7	12	46	71	5
COMMITMENT-ALCOHOLIC	1	0	0	1	0	0	1	100	0
COMMITMENT-NARCOTICS	0	2	2	0	0	0	0	0	0
COMMITMENT-CIVIL	5	13	9	9	6	1	2	22	4
ADOPTION	4	4	2	6	3	1	2	33	2
ANCILLARY ADMINISTRATION	3	0	0	3	0	0	3	100	0
SMALL ESTATES	0	4	4	0	0	0	0	0	0
DECEDENT ESTATES	43	10	5	48	10	8	30	63	5
OTHER	2	0	0	2	0	1	1	50	0
TOTALS FOR PERIOD	118	41	25	134	26	23	85	63	16

CHICOT COUNTY	DIVISION 02								
GUARDIANSHIP	54	9	2	61	7	8	46	75	7
COMMITMENT-ALCOHOLIC	0	0	0	0	0	0	0	0	0
COMMITMENT-NARCOTICS	0	0	0	0	0	0	0	0	0
COMMITMENT-CIVIL	0	1	0	1	1	0	0	0	1
ADOPTION	1	2	0	3	2	1	0	0	2
ANCILLARY ADMINISTRATION	10	1	2	9	1	4	4	44	-1
SMALL ESTATES	0	0	0	0	0	0	0	0	0
DECEDENT ESTATES	28	12	6	34	10	4	20	59	6
OTHER	0	0	0	0	0	0	0	0	0
TOTALS FOR PERIOD	93	34	19	108	21	17	70	65	15

PROBATE CIRCUITS FROM 07/01/93 THROUGH 06/30/94

CIRCUIT AND COUNTY	CASES PENDING START	CASES FILED	CASES TERMINATED	CASES PENDING AT END	AGE OF ALL CASES PENDING LESS 1 YR.	1-2 YRS.	2 YRS.	% OVER 2 YRS.	CHANGE IN CASES PENDING

CHICOT COUNTY	DIVISION 03								
GUARDIANSHIP	0	0	0	0	0	0	0	0	0
COMMITMENT-ALCOHOLIC	0	0	0	0	0	0	0	0	0
COMMITMENT-NARCOTICS	0	0	0	0	0	0	0	0	0
COMMITMENT-CIVIL	0	0	0	0	0	0	0	0	0
ADOPTION	0	0	0	0	0	0	0	0	0
ANCILLARY ADMINISTRATION	0	0	0	0	0	0	0	0	0
SMALL ESTATES	0	0	0	0	0	0	0	0	0
DECEDENT ESTATES	0	0	0	0	0	0	0	0	0
OTHER	0	0	0	0	0	0	0	0	0
TOTALS FOR PERIOD	0	0	0	0	0	0	0	0	0

CHICOT COUNTY	DIVISION 01								
GUARDIANSHIP	114	17	5	126	14	20	92	73	12
COMMITMENT-ALCOHOLIC	1	0	0	1	0	0	1	100	0
COMMITMENT-NARCOTICS	0	2	2	0	0	0	0	0	0
COMMITMENT-CIVIL	5	14	9	10	7	1	2	20	5
ADOPTION	5	6	2	9	5	2	2	22	4
ANCILLARY ADMINISTRATION	13	1	2	12	1	4	7	58	-1
SMALL ESTATES	0	13	13	0	0	0	0	0	0
DECEDENT ESTATES	71	22	11	82	20	12	50	61	11
OTHER	2	0	0	2	0	1	1	50	0
TOTALS FOR PERIOD	211	75	44	242	47	40	155	64	31

DESHA COUNTY	DIVISION 01								
GUARDIANSHIP	68	7	1	74	6	7	61	82	6
COMMITMENT-ALCOHOLIC	6	2	1	7	1	0	6	86	1
COMMITMENT-NARCOTICS	0	0	0	0	0	0	0	0	0
COMMITMENT-CIVIL	9	8	5	12	3	1	8	67	3
ADOPTION	5	3	4	9	5	2	2	22	4
ANCILLARY ADMINISTRATION	1	0	0	1	0	0	1	100	0
SMALL ESTATES	0	8	8	0	0	0	0	0	0
DECEDENT ESTATES	42	12	6	48	9	5	34	71	6
OTHER	0	1	1	0	0	0	0	0	0
TOTALS FOR PERIOD	131	46	26	151	24	15	112	74	20

DESHA COUNTY	DIVISION 02								
GUARDIANSHIP	53	14	1	66	13	11	42	64	13
COMMITMENT-ALCOHOLIC	3	6	4	5	2	1	2	40	2
COMMITMENT-NARCOTICS	1	0	0	1	0	1	0	0	0
COMMITMENT-CIVIL	10	4	4	10	1	2	7	70	0
ADOPTION	3	3	1	5	3	1	1	20	2
ANCILLARY ADMINISTRATION	2	0	0	2	0	1	1	50	0
SMALL ESTATES	0	6	6	0	0	0	0	0	0
DECEDENT ESTATES	51	17	9	59	14	5	40	68	8
OTHER	0	0	0	0	0	0	0	0	0
TOTALS FOR PERIOD	123	50	25	148	33	22	93	63	25

PROBATE CIRCUITS FROM 07/01/93 THROUGH 06/30/94

CIRCUIT AND COUNTY	CASES PENDING START	CASES FILED	CASES TERMINATED	CASES PENDING AT END	AGE OF ALL CASES LESS 1 YR.	PENDING 1-2 YRS.	PENDING OVER 2 YRS.	% OVER 2 YRS.	CHANGE IN CASES PENDING

DESHA COUNTY	DIVISION 03								
GUARDIANSHIP	0	0	0	0	0	0	0	0	0
COMMITMENT-ALCOHOLIC	0	0	0	0	0	0	0	0	0
COMMITMENT-NARCOTICS	0	0	0	0	0	0	0	0	0
COMMITMENT-CIVIL	0	0	0	0	0	0	0	0	0
ADOPTION	0	0	0	0	0	0	0	0	0
ANCILLARY ADMINISTRATION	0	0	0	0	0	0	0	0	0
SMALL ESTATES	0	0	0	0	0	0	0	0	0
DECEDENT ESTATES	0	0	0	0	0	0	0	0	0
OTHER	0	0	0	0	0	0	0	0	0
TOTALS FOR PERIOD	0	0	0	0	0	0	0	0	0

DESHA COUNTY	DIVISION 03								
GUARDIANSHIP	121	21	2	140	19	18	103	74	19
COMMITMENT-ALCOHOLIC	9	8	5	12	3	1	8	67	3
COMMITMENT-NARCOTICS	1	0	0	1	0	1	0	0	0
COMMITMENT-CIVIL	19	12	9	22	4	3	15	68	3
ADOPTION	8	11	5	14	8	3	3	21	6
ANCILLARY ADMINISTRATION	3	0	0	3	0	1	2	67	0
SMALL ESTATES	0	14	14	0	0	0	0	0	0
DECEDENT ESTATES	93	29	15	107	23	10	74	69	14
OTHER	0	1	1	0	0	0	0	0	0
TOTALS FOR PERIOD	254	96	51	299	57	37	205	69	45

DREW COUNTY	DIVISION 01								
GUARDIANSHIP	43	4	0	47	4	8	35	74	4
COMMITMENT-ALCOHOLIC	2	2	4	0	0	0	0	0	-2
COMMITMENT-NARCOTICS	0	0	0	0	0	0	0	0	0
COMMITMENT-CIVIL	2	6	8	0	0	0	0	0	-2
ADOPTION	1	6	5	2	1	1	0	0	1
ANCILLARY ADMINISTRATION	4	0	1	3	0	1	2	67	-1
SMALL ESTATES	0	4	4	0	0	0	0	0	0
DECEDENT ESTATES	46	15	11	50	11	8	31	62	4
OTHER	0	0	0	0	0	0	0	0	0
TOTALS FOR PERIOD	98	37	33	102	16	18	68	67	4

DREW COUNTY	DIVISION 02								
GUARDIANSHIP	56	8	5	59	7	6	46	78	3
COMMITMENT-ALCOHOLIC	0	0	0	0	0	0	0	0	0
COMMITMENT-NARCOTICS	0	0	0	0	0	0	0	0	0
COMMITMENT-CIVIL	5	2	7	0	0	0	0	0	-5
ADOPTION	5	5	3	7	4	1	2	29	2
ANCILLARY ADMINISTRATION	3	1	0	4	1	0	3	75	1
SMALL ESTATES	0	3	3	0	0	0	0	0	0
DECEDENT ESTATES	52	18	13	57	15	7	35	61	5
OTHER	0	0	0	0	0	0	0	0	0
TOTALS FOR PERIOD	121	37	31	127	27	14	86	68	6

PROBATE CIRCUITS FROM 07/01/93 THROUGH 06/30/94

CIRCUIT AND COUNTY	CASES PENDING START	CASES FILED	CASES TERMINATED	CASES PENDING AT END	AGE OF ALL CASES PENDING LESS 1 YR.	1-2 YRS.	2 YRS.	% OVER 2 YRS.	CHANGE IN CASES PENDING

DREW COUNTY	DIVISION 03								
GUARDIANSHIP	1	0	0	1	0	0	1	100	0
COMMITMENT-ALCOHOLIC	0	0	0	0	0	0	0	0	0
COMMITMENT-NARCOTICS	0	0	0	0	0	0	0	0	0
COMMITMENT-CIVIL	0	0	0	0	0	0	0	0	0
ADOPTION	0	0	0	0	0	0	0	0	0
ANCILLARY ADMINISTRATION	0	0	0	0	0	0	0	0	0
SMALL ESTATES	0	0	0	0	0	0	0	0	0
DECEDENT ESTATES	0	0	0	0	0	0	0	0	0
OTHER	0	0	0	0	0	0	0	0	0
TOTALS FOR PERIOD	1	0	0	1	0	0	1	100	0

DREW COUNTY									
GUARDIANSHIP	100	12	5	107	11	14	82	77	7
COMMITMENT-ALCOHOLIC	2	2	4	0	0	0	0	0	-2
COMMITMENT-NARCOTICS	0	0	0	0	0	0	0	0	0
COMMITMENT-CIVIL	7	8	15	0	0	0	0	0	-7
ADOPTION	6	11	3	9	5	2	2	22	3
ANCILLARY ADMINISTRATION	7	1	1	7	1	1	5	71	0
SMALL ESTATES	0	7	7	0	0	0	0	0	0
DECEDENT ESTATES	98	33	24	107	26	15	66	62	9
OTHER	0	0	0	0	0	0	0	0	0
TOTALS FOR PERIOD	220	74	64	230	43	32	155	67	10

TENTH CIRCUIT									
GUARDIANSHIP	612	99	20	691	88	92	511	74	79
COMMITMENT-ALCOHOLIC	13	11	9	15	4	1	10	67	2
COMMITMENT-NARCOTICS	1	2	2	1	0	1	0	0	0
COMMITMENT-CIVIL	43	43	40	46	13	7	26	57	3
ADOPTION	31	39	24	46	22	10	14	30	15
ANCILLARY ADMINISTRATION	26	3	4	25	3	7	15	60	-1
SMALL ESTATES	0	52	52	0	0	0	0	0	0
DECEDENT ESTATES	431	139	87	483	116	79	288	60	52
OTHER	3	1	2	2	0	1	1	50	-1
TOTALS FOR PERIOD	1160	389	240	1309	246	198	865	66	149

ELEVENTH CIRCUIT EAST									

ARKANSAS COUNTY									
GUARDIANSHIP	120	21	7	134	19	22	93	69	14
COMMITMENT-ALCOHOLIC	1	4	4	1	0	0	1	100	0
COMMITMENT-NARCOTICS	0	1	1	0	0	0	0	0	0
COMMITMENT-CIVIL	0	11	13	4	0	1	3	75	-2
ADOPTION	4	11	5	10	7	1	2	20	6
ANCILLARY ADMINISTRATION	3	2	1	4	1	0	3	75	1
SMALL ESTATES	0	21	21	0	0	0	0	0	0
DECEDENT ESTATES	215	60	40	227	52	39	136	60	12
OTHER	0	0	0	0	0	0	0	0	0
TOTALS FOR PERIOD	349	139	102	386	35	53	238	62	37

PROBATE CIRCUITS FROM 07/31/93 THROUGH 06/30/94

CIRCUIT AND COUNTY	CASES PENDING START	CASES FILED	CASES TERMINATED	CASES PENDING AT END	AGE OF ALL CASES LESS 1 YR.	PENDING 1-2 YRS.	PENDING OVER 2 YRS.	% OVER 2 YRS.	CHANGE IN CASES PENDING

ELEVENTH CIRCUIT EAST									
GUARDIANSHIP	120	21	7	134	19	22	93	69	14
COMMITMENT-ALCOHOLIC	1	4	4	1	0	0	1	100	0
COMMITMENT-NARCOTICS	0	1	1	0	0	0	0	0	0
COMMITMENT-CIVIL	6	11	13	4	0	1	5	75	-2
ADOPTION	4	11	5	10	7	1	2	20	6
ANCILLARY ADMINISTRATION	3	2	1	4	1	0	3	75	1
SMALL ESTATES	0	21	21	0	0	0	0	0	0
DECEDENT ESTATES	215	60	48	227	52	39	136	60	12
OTHER	0	3	2	6	6	0	0	0	6
TOTALS FOR PERIOD	349	139	102	386	85	63	238	62	37

ELEVENTH CIRCUIT WEST									

JEFFERSON COUNTY DIVISION 01									
GUARDIANSHIP	180	30	22	188	27	20	141	75	8
COMMITMENT-ALCOHOLIC	0	10	9	1	1	0	0	0	1
COMMITMENT-NARCOTICS	0	3	3	0	0	0	0	0	0
COMMITMENT-CIVIL	0	39	37	2	0	0	0	0	2
ADOPTION	9	23	19	13	3	2	3	23	4
ANCILLARY ADMINISTRATION	0	0	0	0	0	0	0	0	0
SMALL ESTATES	0	25	25	0	0	0	0	0	0
DECEDENT ESTATES	105	56	49	112	39	27	46	41	7
OTHER	3	0	0	3	0	0	3	100	0
TOTALS FOR PERIOD	297	191	169	319	77	49	193	61	22

JEFFERSON COUNTY DIVISION 02									
GUARDIANSHIP	165	36	27	174	28	30	116	67	9
COMMITMENT-ALCOHOLIC	0	12	12	0	0	0	0	0	0
COMMITMENT-NARCOTICS	0	2	2	0	0	0	0	0	0
COMMITMENT-CIVIL	0	41	40	1	1	0	0	0	1
ADOPTION	8	22	19	11	8	1	2	18	3
ANCILLARY ADMINISTRATION	0	1	0	1	1	0	0	0	1
SMALL ESTATES	0	28	28	0	0	0	0	0	0
DECEDENT ESTATES	123	55	51	127	40	29	58	46	4
OTHER	1	3	1	3	2	0	1	33	2
TOTALS FOR PERIOD	297	200	180	317	80	60	177	56	20

PROBATE CIRCUITS FROM 07/01/93 THROUGH 06/30/94

CIRCUIT AND COUNTY	CASES PENDING START	CASES FILED	CASES TERMINATED	CASES PENDING AT END	AGE OF ALL CASES LESS 1 YR.	1-2 YRS.	PENDING OVER 2 YRS.	% OVER 2 YRS.	CHANGE IN CASES PENDING

JEFFERSON COUNTY	DIVISION 03								
GUARDIANSHIP	104	13	13	99	12	18	69	70	-5
COMMITMENT-ALCOHOLIC	2	5	7	0	0	0	0	0	-2
COMMITMENT-NARCOTICS	0	5	3	2	2	0	0	0	2
COMMITMENT-CIVIL	0	21	20	1	1	0	0	0	1
ADOPTION	3	10	11	2	1	0	1	50	-1
ANCILLARY ADMINISTRATION	0	0	0	0	0	0	0	0	0
SMALL ESTATES	0	19	19	0	0	0	0	0	0
DECEDENT ESTATES	53	33	26	60	27	9	24	40	7
OTHER	0	1	0	1	1	0	0	0	1
TOTALS FOR PERIOD	162	107	104	165	44	27	94	57	3

JEFFERSON COUNTY	DIVISION 04								
GUARDIANSHIP	0	0	0	0	0	0	0	0	0
COMMITMENT-ALCOHOLIC	0	0	0	0	0	0	0	0	0
COMMITMENT-NARCOTICS	0	0	0	0	0	0	0	0	0
COMMITMENT-CIVIL	0	0	0	0	0	0	0	0	0
ADOPTION	0	0	0	0	0	0	0	0	0
ANCILLARY ADMINISTRATION	0	0	0	0	0	0	0	0	0
SMALL ESTATES	0	0	0	0	0	0	0	0	0
DECEDENT ESTATES	0	0	0	0	0	0	0	0	0
OTHER	0	0	0	0	0	0	0	0	0
TOTALS FOR PERIOD	0	0	0	0	0	0	0	0	0

JEFFERSON COUNTY	DIVISION 05								
GUARDIANSHIP	449	79	67	461	67	68	326	71	12
COMMITMENT-ALCOHOLIC	2	27	28	1	1	0	0	0	-1
COMMITMENT-NARCOTICS	0	15	13	2	2	0	0	0	2
COMMITMENT-CIVIL	0	101	97	4	4	0	0	0	4
ADOPTION	20	55	49	26	17	3	6	23	6
ANCILLARY ADMINISTRATION	0	1	0	1	1	0	0	0	1
SMALL ESTATES	0	72	72	0	0	0	0	0	0
DECEDENT ESTATES	281	144	126	299	106	65	128	43	18
OTHER	4	4	1	7	3	0	4	57	3
TOTALS FOR PERIOD	756	498	453	801	201	136	464	58	45

LINCOLN COUNTY	DIVISION 01								
GUARDIANSHIP	10	9	2	17	9	0	8	47	7
COMMITMENT-ALCOHOLIC	0	0	0	0	0	0	0	0	0
COMMITMENT-NARCOTICS	0	0	0	0	0	0	0	0	0
COMMITMENT-CIVIL	0	0	0	0	0	0	0	0	0
ADOPTION	1	2	2	1	1	0	0	0	0
ANCILLARY ADMINISTRATION	1	0	0	1	0	0	1	100	0
SMALL ESTATES	0	8	8	0	0	0	0	0	0
DECEDENT ESTATES	20	5	7	18	5	5	3	44	-2
OTHER	0	1	1	0	0	0	0	0	0
TOTALS FOR PERIOD	32	25	20	37	15	5	17	46	5

PROBATE CIRCUITS FROM 07/01/93 THROUGH 06/30/94

CIRCUIT AND COUNTY	CASES PENDING START	CASES FILED	CASES TERMINATED	CASES PENDING AT END	AGE OF ALL CASES PENDING LESS			% OVER 2 YRS.	CHANGE IN CASES PENDING
					1 YR.	1-2 YRS.	2 YRS.		

LINCOLN COUNTY	DIVISION 02								
GUARDIANSHIP	14	3	6	11	3	5	3	27	-3
COMMITMENT-ALCOHOLIC	0	0	0	0	0	0	0	0	0
COMMITMENT-NARCOTICS	0	0	0	0	0	0	0	0	0
COMMITMENT-CIVIL	0	0	0	0	0	0	0	0	0
ADOPTION	1	1	2	0	0	0	0	0	-1
ANCILLARY ADMINISTRATION	1	0	1	0	0	0	0	0	-1
SMALL ESTATES	0	1	1	0	0	0	0	0	0
DECEDENT ESTATES	16	6	5	17	6	5	6	35	1
OTHER	2	0	0	2	0	1	1	50	0
TOTALS FOR PERIOD	34	11	15	30	9	11	10	33	-4

LINCOLN COUNTY	DIVISION 03								
GUARDIANSHIP	9	5	0	14	5	3	6	43	5
COMMITMENT-ALCOHOLIC	0	0	0	0	0	0	0	0	0
COMMITMENT-NARCOTICS	0	0	0	0	0	0	0	0	0
COMMITMENT-CIVIL	0	0	0	0	0	0	0	0	0
ADOPTION	1	2	2	1	1	0	0	0	0
ANCILLARY ADMINISTRATION	0	0	0	0	0	0	0	0	0
SMALL ESTATES	0	1	1	0	0	0	0	0	0
DECEDENT ESTATES	7	4	3	8	3	2	3	38	1
OTHER	0	0	0	0	0	0	0	0	0
TOTALS FOR PERIOD	17	12	6	23	9	5	9	39	6

LINCOLN COUNTY	DIVISION 04								
GUARDIANSHIP	3	0	0	3	0	0	3	100	0
COMMITMENT-ALCOHOLIC	0	0	0	0	0	0	0	0	0
COMMITMENT-NARCOTICS	0	0	0	0	0	0	0	0	0
COMMITMENT-CIVIL	0	0	0	0	0	0	0	0	0
ADOPTION	0	0	0	0	0	0	0	0	0
ANCILLARY ADMINISTRATION	0	0	0	0	0	0	0	0	0
SMALL ESTATES	0	0	0	0	0	0	0	0	0
DECEDENT ESTATES	0	0	0	0	0	0	0	0	0
OTHER	0	0	0	0	0	0	0	0	0
TOTALS FOR PERIOD	3	0	0	3	0	0	3	100	0

LINCOLN COUNTY	DIVISION 05								
GUARDIANSHIP	36	17	8	45	17	8	20	44	9
COMMITMENT-ALCOHOLIC	0	0	0	0	0	0	0	0	0
COMMITMENT-NARCOTICS	0	0	0	0	0	0	0	0	0
COMMITMENT-CIVIL	0	0	0	0	0	0	0	0	0
ADOPTION	3	5	6	2	2	0	0	0	-1
ANCILLARY ADMINISTRATION	2	0	1	1	0	0	1	100	-1
SMALL ESTATES	0	10	10	0	0	0	0	0	0
DECEDENT ESTATES	43	15	15	43	14	12	17	40	0
OTHER	2	1	1	2	0	1	1	50	0
TOTALS FOR PERIOD	86	48	41	93	33	21	39	42	7

PROBATE CIRCUITS FROM 07/01/93 THROUGH 06/30/94

CIRCUIT AND COUNTY	CASES PENDING START	CASES FILED	CASES TERMINATED	CASES PENDING AT END	AGE OF ALL CASES PENDING LESS 1 YR.	1-2 YRS.	PENDING OVER 2 YRS.	% OVER 2 YRS.	CHANGE IN CASES PENDING

ELEVENTH CIRCUIT WEST									
GUARDIANSHIP	485	96	75	506	54	76	340	68	21
COMMITMENT-ALCOHOLIC	2	27	23	1	1	0	0	0	-1
COMMITMENT-NARCOTICS	0	15	13	2	2	0	0	0	2
COMMITMENT-CIVIL	0	101	97	4	4	0	0	0	4
ADOPTION	23	60	55	28	19	3	6	21	5
ANCILLARY ADMINISTRATION	2	1	1	2	1	0	1	50	0
SMALL ESTATES	0	82	82	0	0	0	0	0	0
DECEDENT ESTATES	324	159	141	342	120	77	145	42	18
OTHER	6	5	2	9	3	1	5	56	3
TOTALS FOR PERIOD	842	546	494	894	234	157	503	56	52

TWELFTH CIRCUIT									

CRAWFORD COUNTY DIVISION 01									
GUARDIANSHIP	102	20	13	109	15	14	80	73	7
COMMITMENT-ALCOHOLIC	0	4	4	0	0	0	0	0	0
COMMITMENT-NARCOTICS	0	0	0	0	0	0	0	0	0
COMMITMENT-CIVIL	0	11	11	0	0	0	0	0	0
ADOPTION	3	9	6	6	4	2	0	0	3
ANCILLARY ADMINISTRATION	0	0	0	0	0	0	0	0	0
SMALL ESTATES	0	2	2	0	0	0	0	0	0
DECEDENT ESTATES	30	13	11	32	13	12	7	22	2
OTHER	0	0	0	0	0	0	0	0	0
TOTALS FOR PERIOD	135	59	47	147	32	28	87	59	12

CRAWFORD COUNTY DIVISION 02									
GUARDIANSHIP	140	15	32	123	14	14	95	77	-17
COMMITMENT-ALCOHOLIC	0	3	3	0	0	0	0	0	0
COMMITMENT-NARCOTICS	0	0	0	0	0	0	0	0	0
COMMITMENT-CIVIL	0	8	7	1	1	0	0	0	1
ADOPTION	7	13	12	8	5	1	2	25	1
ANCILLARY ADMINISTRATION	0	0	0	0	0	0	0	0	0
SMALL ESTATES	0	3	3	0	0	0	0	0	0
DECEDENT ESTATES	29	16	13	32	15	3	14	44	3
OTHER	0	0	0	0	0	0	0	0	0
TOTALS FOR PERIOD	176	58	70	164	35	18	111	68	-12

PROBATE CIRCUITS FROM 07/01/93 THROUGH 06/30/94

CIRCUIT AND COUNTY	CASES PENDING START	CASES FILED	CASES TERMINATED	CASES PENDING AT END	AGE OF ALL CASES PENDING			% OVER 2 YRS.	CHANGE IN CASES PENDING
					LESS 1 YR.	1-2 YRS.	OVER 2 YRS.		

CRAWFORD COUNTY	DIVISION 03								
GUARDIANSHIP	23	18	4	37	16	14	7	19	14
COMMITMENT-ALCOHOLIC	0	4	3	1	1	0	0	0	1
COMMITMENT-NARCOTICS	0	1	1	0	0	0	0	0	0
COMMITMENT-CIVIL	0	3	2	1	1	0	0	0	1
ADOPTION	2	10	5	7	6	1	0	0	5
ANCILLARY ADMINISTRATION	0	0	0	0	0	0	0	0	0
SMALL ESTATES	0	2	2	0	0	0	0	0	0
DECEDENT ESTATES	21	18	7	32	16	8	8	25	11
OTHER	0	0	0	0	0	0	0	0	0
TOTALS FOR PERIOD	46	56	24	78	40	23	15	19	32

CRAWFORD COUNTY	DIVISION 04								
GUARDIANSHIP	6	7	0	13	7	5	1	8	7
COMMITMENT-ALCOHOLIC	0	1	1	0	0	0	0	0	0
COMMITMENT-NARCOTICS	0	0	0	0	0	0	0	0	0
COMMITMENT-CIVIL	0	2	2	0	0	0	0	0	0
ADOPTION	5	5	9	1	1	0	0	0	-4
ANCILLARY ADMINISTRATION	0	0	0	0	0	0	0	0	0
SMALL ESTATES	0	0	0	0	0	0	0	0	0
DECEDENT ESTATES	6	8	8	6	5	1	0	0	0
OTHER	0	0	0	0	0	0	0	0	0
TOTALS FOR PERIOD	17	23	20	20	13	6	1	5	3

CRAWFORD COUNTY	DIVISION 05								
GUARDIANSHIP	271	60	49	282	52	47	183	65	11
COMMITMENT-ALCOHOLIC	0	12	11	1	1	0	0	0	1
COMMITMENT-NARCOTICS	0	1	1	0	0	0	0	0	0
COMMITMENT-CIVIL	0	24	22	2	2	0	0	0	2
ADOPTION	17	37	32	22	16	4	2	9	5
ANCILLARY ADMINISTRATION	0	0	0	0	0	0	0	0	0
SMALL ESTATES	0	7	7	0	0	0	0	0	0
DECEDENT ESTATES	86	55	39	102	49	24	29	28	16
OTHER	0	0	0	0	0	0	0	0	0
TOTALS FOR PERIOD	374	196	161	409	120	75	214	52	35

SEBASTIAN COUNTY	DIVISION 01								
GUARDIANSHIP	246	30	25	251	25	37	189	75	5
COMMITMENT-ALCOHOLIC	0	2	2	0	0	0	0	0	0
COMMITMENT-NARCOTICS	0	0	0	0	0	0	0	0	0
COMMITMENT-CIVIL	1	24	25	0	0	0	0	0	-1
ADOPTION	9	24	17	16	16	0	0	0	7
ANCILLARY ADMINISTRATION	5	1	2	4	1	0	3	75	-1
SMALL ESTATES	0	26	26	0	0	0	0	0	0
DECEDENT ESTATES	104	50	50	104	37	21	46	44	0
OTHER	0	0	0	0	0	0	0	0	0
TOTALS FOR PERIOD	365	157	147	375	79	58	238	63	10

PROBATE CIRCUITS FROM 07/01/93 THROUGH 06/30/94

CIRCUIT AND COUNTY	CASES PENDING START	CASES FILED	CASES TERMINATED	CASES PENDING AT END	AGE OF ALL CASES PENDING			% OVER 2 YRS.	CHANGE IN CASES PENDING
					LESS 1 YR.	1-2 YRS.	OVER 2 YRS.		

SEBASTIAN COUNTY	DIVISION 02								
GUARDIANSHIP	305	31	23	313	30	29	254	81	8
COMMITMENT-ALCOHOLIC	0	0	0	0	0	0	0	0	0
COMMITMENT-NARCOTICS	0	0	0	0	0	0	0	0	0
COMMITMENT-CIVIL	0	26	23	3	3	0	0	0	3
ADOPTION	9	18	17	10	8	1	1	10	1
ANCILLARY ADMINISTRATION	2	1	1	2	0	0	2	100	0
SMALL ESTATES	0	23	23	0	0	0	0	0	0
DECEDENT ESTATES	114	52	37	129	40	28	61	47	15
OTHER	1	2	0	3	2	0	1	33	2
TOTALS FOR PERIOD	431	153	124	460	83	58	319	69	29

SEBASTIAN COUNTY	DIVISION 03								
GUARDIANSHIP	130	37	3	159	35	34	90	57	29
COMMITMENT-ALCOHOLIC	1	1	1	1	0	0	1	100	0
COMMITMENT-NARCOTICS	0	0	0	0	0	0	0	0	0
COMMITMENT-CIVIL	6	19	19	6	1	0	5	83	0
ADOPTION	11	24	25	10	7	1	2	20	-1
ANCILLARY ADMINISTRATION	0	0	0	0	0	0	0	0	0
SMALL ESTATES	0	16	16	0	0	0	0	0	0
DECEDENT ESTATES	76	43	29	90	36	28	26	29	14
OTHER	0	1	0	1	1	0	0	0	1
TOTALS FOR PERIOD	224	141	93	267	80	63	124	46	43

SEBASTIAN COUNTY	DIVISION 04								
GUARDIANSHIP	17	16	6	27	15	7	5	19	10
COMMITMENT-ALCOHOLIC	0	1	1	0	0	0	0	0	0
COMMITMENT-NARCOTICS	0	0	0	0	0	0	0	0	0
COMMITMENT-CIVIL	0	8	6	2	2	0	0	0	2
ADOPTION	1	9	6	4	4	0	0	0	3
ANCILLARY ADMINISTRATION	0	0	0	0	0	0	0	0	0
SMALL ESTATES	0	4	4	0	0	0	0	0	0
DECEDENT ESTATES	17	12	7	22	11	6	5	23	5
OTHER	0	0	0	0	0	0	0	0	0
TOTALS FOR PERIOD	35	50	30	55	32	13	10	18	20

SEBASTIAN COUNTY	DIVISION 05								
GUARDIANSHIP	698	114	62	750	105	107	538	72	52
COMMITMENT-ALCOHOLIC	1	4	4	1	0	0	1	100	0
COMMITMENT-NARCOTICS	0	0	0	0	0	0	0	0	0
COMMITMENT-CIVIL	7	77	73	11	6	0	5	45	4
ADOPTION	30	75	65	40	35	2	3	8	10
ANCILLARY ADMINISTRATION	7	2	3	6	1	0	5	83	-1
SMALL ESTATES	0	69	69	0	0	0	0	0	0
DECEDENT ESTATES	311	157	123	345	124	63	138	40	34
OTHER	1	3	0	4	3	0	1	25	3
TOTALS FOR PERIOD	1055	501	399	1157	274	192	691	60	102

PROBATE CIRCUITS FROM 07/01/93 THROUGH 06/30/94

CIRCUIT AND COUNTY	CASES PENDING START	CASES FILED	CASES TERMINATED	CASES PENDING AT END	AGE OF ALL CASES PENDING LESS 1 YR.	1-2 YRS.	OVER 2 YRS.	% OVER 2 YRS.	CHANGE IN CASES PENDING

TWELFTH CIRCUIT									
GUARDIANSHIP	969	174	111	1032	157	154	721	70	63
COMMITMENT-ALCOHOLIC	1	16	15	2	1	0	1	50	1
COMMITMENT-NARCOTICS	0	1	1	0	0	0	0	0	0
COMMITMENT-CIVIL	7	101	95	13	3	0	5	38	6
ADOPTION	47	112	97	62	51	6	5	8	15
ANCILLARY ADMINISTRATION	7	2	3	6	1	0	5	83	-1
SMALL ESTATES	0	76	76	0	0	0	0	0	0
DECEDENT ESTATES	397	212	162	447	173	107	167	37	50
OTHER	1	3	0	4	3	0	1	25	3
TOTALS FOR PERIOD	1429	697	560	1566	394	267	905	58	137

THIRTEENTH CIRCUIT									

CALHOUN COUNTY									
GUARDIANSHIP	26	8	2	32	7	7	18	56	6
COMMITMENT-ALCOHOLIC	2	1	0	3	1	1	1	33	1
COMMITMENT-NARCOTICS	0	0	0	0	0	0	0	0	0
COMMITMENT-CIVIL	3	1	3	1	0	0	1	100	-2
ADOPTION	4	7	5	6	2	1	3	50	2
ANCILLARY ADMINISTRATION	0	0	0	0	0	0	0	0	0
SMALL ESTATES	0	5	5	0	0	0	0	0	0
DECEDENT ESTATES	25	13	7	31	12	5	14	45	6
OTHER	0	0	0	0	0	0	0	0	0
TOTALS FOR PERIOD	60	35	22	73	22	14	37	51	13

CLEVELAND COUNTY									
GUARDIANSHIP	27	6	9	24	6	4	14	58	-3
COMMITMENT-ALCOHOLIC	2	0	1	1	0	0	1	100	-1
COMMITMENT-NARCOTICS	0	0	0	0	0	0	0	0	0
COMMITMENT-CIVIL	3	2	1	4	1	3	0	0	1
ADOPTION	4	3	2	5	1	1	3	60	1
ANCILLARY ADMINISTRATION	4	0	2	2	0	0	2	100	-2
SMALL ESTATES	0	0	0	0	0	0	0	0	0
DECEDENT ESTATES	38	11	14	35	8	5	22	63	-3
OTHER	2	0	0	2	0	0	2	100	0
TOTALS FOR PERIOD	80	22	29	73	16	13	44	60	-7

PROBATE CIRCUITS FROM 07/01/93 THROUGH 06/30/94

CIRCUIT AND COUNTY	CASES PENDING START	CASES FILED	CASES TERMINATED	CASES PENDING AT END	AGE OF ALL CASES PENDING LESS			% OVER 2 YRS.	CHANGE IN CASES PENDING
					1 YR.	1-2 YRS.	2 YRS.		

COLUMBIA COUNTY									
GUARDIANSHIP	272	26	9	289	23	34	232	80	17
COMMITMENT-ALCOHOLIC	5	1	1	5	0	0	5	100	0
COMMITMENT-NARCOTICS	1	1	1	1	0	0	1	100	0
COMMITMENT-CIVIL	21	13	12	22	1	4	17	77	1
ADOPTION	16	15	11	20	5	5	10	50	4
ANCILLARY ADMINISTRATION	32	15	14	33	3	4	26	79	1
SMALL ESTATES	0	24	24	0	0	0	0	0	0
DECEDENT ESTATES	253	55	29	279	47	30	202	72	26
OTHER	1	0	0	1	0	0	1	100	0
TOTALS FOR PERIOD	601	150	101	650	79	77	494	76	49

DALLAS COUNTY									
GUARDIANSHIP	96	14	1	109	14	13	82	75	13
COMMITMENT-ALCOHOLIC	0	0	0	0	0	0	0	0	0
COMMITMENT-NARCOTICS	0	0	0	0	0	0	0	0	0
COMMITMENT-CIVIL	7	3	3	7	0	2	5	71	0
ADOPTION	6	5	4	7	1	0	6	86	1
ANCILLARY ADMINISTRATION	4	0	0	4	0	1	3	75	0
SMALL ESTATES	0	7	7	0	0	0	0	0	0
DECEDENT ESTATES	65	13	7	71	9	7	55	77	6
OTHER	0	3	0	3	3	0	0	0	3
TOTALS FOR PERIOD	173	45	22	201	27	23	151	75	23

QUACHITA COUNTY									
GUARDIANSHIP	268	39	3	304	39	29	236	78	36
COMMITMENT-ALCOHOLIC	3	0	0	3	0	2	1	33	0
COMMITMENT-NARCOTICS	0	1	1	0	0	0	0	0	0
COMMITMENT-CIVIL	18	36	29	25	8	1	16	64	7
ADOPTION	13	12	11	14	4	0	10	71	1
ANCILLARY ADMINISTRATION	1	2	2	1	0	0	1	100	0
SMALL ESTATES	0	24	24	0	0	0	0	0	0
DECEDENT ESTATES	223	44	43	224	33	34	157	70	1
OTHER	0	1	0	1	1	0	0	0	1
TOTALS FOR PERIOD	526	159	113	572	85	66	421	74	46

UNION COUNTY									
GUARDIANSHIP	504	50	9	545	49	46	450	83	41
COMMITMENT-ALCOHOLIC	2	13	13	2	0	0	2	100	0
COMMITMENT-NARCOTICS	2	10	9	3	1	0	2	67	1
COMMITMENT-CIVIL	25	27	27	25	1	2	22	88	0
ADOPTION	26	42	36	32	9	5	18	56	6
ANCILLARY ADMINISTRATION	10	14	14	10	1	3	6	60	0
SMALL ESTATES	1	47	48	0	0	0	0	0	-1
DECEDENT ESTATES	489	109	66	532	92	58	382	72	43
OTHER	0	2	2	0	0	0	0	0	0
TOTALS FOR PERIOD	1059	314	224	1149	153	114	882	77	90

PROBATE CIRCUITS FROM 07/31/93 THROUGH 06/30/94

CIRCUIT AND COUNTY	CASES PENDING START	CASES FILED	CASES TERMINATED	CASES PENDING AT END	AGE OF ALL CASES PENDING LESS 1 YR.	1-2 YRS.	OVER 2 YRS.	% OVER 2 YRS.	CHANGE IN CASES PENDING

THIRTEENTH CIRCUIT									
GUARDIANSHIP	1193	143	33	1303	132	133	1032	79	110
COMMITMENT-ALCOHOLIC	14	15	15	14	1	3	10	71	0
COMMITMENT-NARCOTICS	3	12	11	4	1	0	3	75	1
COMMITMENT-CIVIL	77	82	75	84	11	12	61	73	7
ADOPTION	69	84	69	84	22	12	50	60	15
ANCILLARY ADMINISTRATION	51	31	32	50	4	8	38	76	-1
SMALL ESTATES	1	107	103	0	0	0	0	0	-1
DECEDENT ESTATES	1093	245	166	1172	201	139	832	71	79
OTHER	3	6	2	7	4	0	3	43	4
TOTALS FOR PERIOD	2504	725	511	2718	382	307	2029	75	214

FOURTEENTH CIRCUIT									

BAXTER COUNTY DIVISION 01									
GUARDIANSHIP	205	36	9	232	35	35	162	70	27
COMMITMENT-ALCOHOLIC	1	0	0	1	0	0	1	100	0
COMMITMENT-NARCOTICS	0	0	0	0	0	0	0	0	0
COMMITMENT-CIVIL	3	7	7	3	1	0	2	67	0
ADOPTION	17	17	10	24	12	2	10	42	7
ANCILLARY ADMINISTRATION	6	1	2	5	1	2	2	40	-1
SMALL ESTATES	3	40	40	0	0	0	0	0	0
DECEDENT ESTATES	195	94	75	214	68	35	111	52	19
OTHER	2	5	1	6	4	0	2	33	4
TOTALS FOR PERIOD	429	200	144	485	121	74	290	60	56

BAXTER COUNTY DIVISION 02									
GUARDIANSHIP	24	2	2	24	2	8	14	58	0
COMMITMENT-ALCOHOLIC	0	0	0	0	0	0	0	0	0
COMMITMENT-NARCOTICS	0	0	0	0	0	0	0	0	0
COMMITMENT-CIVIL	1	2	2	1	0	1	0	0	0
ADOPTION	1	3	0	4	3	0	1	25	3
ANCILLARY ADMINISTRATION	2	1	1	2	0	0	2	100	0
SMALL ESTATES	0	11	11	0	0	0	0	0	0
DECEDENT ESTATES	21	17	8	30	16	6	8	27	9
OTHER	0	1	1	0	0	0	0	0	0
TOTALS FOR PERIOD	49	37	25	61	21	15	25	41	12

PROBATE CIRCUITS FROM 07/01/93 THROUGH 06/30/94

CIRCUIT AND COUNTY	CASES PENDING START	CASES FILED	CASE-TERMINATED	CASES PENDING AT END	AGE OF ALL CASES PENDING			% OVER 2 YRS.	CHANGE IN CASES PENDING
					LESS 1 YR.	1-2 YRS.	OVER 2 YRS.		

BAXTER COUNTY									
GUARDIANSHIP	229	33	11	256	37	43	176	69	27
COMMITMENT-ALCOHOLIC	1	0	0	1	0	0	1	100	0
COMMITMENT-NARCOTICS	0	0	0	0	0	0	0	0	0
COMMITMENT-CIVIL	4	9	9	4	1	1	2	50	0
ADOPTION	18	20	10	28	15	2	11	39	10
ANCILLARY ADMINISTRATION	8	2	3	7	1	2	4	57	-1
SMALL ESTATES	0	51	51	0	0	0	0	0	0
DECEDENT ESTATES	216	111	83	244	34	41	119	49	28
OTHER	2	6	2	0	4	0	2	33	4
TOTALS FOR PERIOD	478	237	169	546	142	89	315	58	68

BOONE COUNTY DIVISION 01									
GUARDIANSHIP	220	28	15	233	24	21	188	81	13
COMMITMENT-ALCOHOLIC	0	1	0	1	1	0	0	0	1
COMMITMENT-NARCOTICS	0	0	0	0	0	0	0	0	0
COMMITMENT-CIVIL	9	7	4	12	3	4	5	42	3
ADOPTION	18	15	19	14	1	2	11	79	-4
ANCILLARY ADMINISTRATION	5	1	1	5	1	0	4	80	0
SMALL ESTATES	0	15	15	0	0	0	0	0	0
DECEDENT ESTATES	149	43	37	155	31	25	99	64	6
OTHER	1	2	2	1	0	0	1	100	0
TOTALS FOR PERIOD	402	112	93	421	61	52	308	73	19

BOONE COUNTY DIVISION 02									
GUARDIANSHIP	15	4	2	17	4	5	8	47	2
COMMITMENT-ALCOHOLIC	0	0	0	0	0	0	0	0	0
COMMITMENT-NARCOTICS	0	0	0	0	0	0	0	0	0
COMMITMENT-CIVIL	0	0	0	0	0	0	0	0	0
ADOPTION	1	1	2	0	0	0	0	0	-1
ANCILLARY ADMINISTRATION	0	1	0	1	1	0	0	0	1
SMALL ESTATES	0	2	2	0	0	0	0	0	0
DECEDENT ESTATES	7	6	2	11	5	1	5	45	4
OTHER	0	1	1	0	0	0	0	0	0
TOTALS FOR PERIOD	23	15	9	29	10	6	13	45	6

BOONE COUNTY									
GUARDIANSHIP	235	32	17	250	28	26	196	78	15
COMMITMENT-ALCOHOLIC	0	1	0	1	1	0	0	0	1
COMMITMENT-NARCOTICS	0	0	0	0	0	0	0	0	0
COMMITMENT-CIVIL	9	7	4	12	3	4	5	42	3
ADOPTION	19	16	21	14	1	2	11	79	-5
ANCILLARY ADMINISTRATION	5	2	1	6	2	0	4	67	1
SMALL ESTATES	0	17	17	0	0	0	0	0	0
DECEDENT ESTATES	156	49	39	166	36	26	104	63	10
OTHER	1	3	3	1	0	0	1	100	0
TOTALS FOR PERIOD	425	127	102	450	71	58	321	71	25

PROBATE CIRCUITS FROM 07/01/93 THROUGH 06/30/94

CIRCUIT AND COUNTY	CASES PENDING START	CASES FILED	CASES TERMINATED	CASES PENDING AT END	AGE OF ALL CASES LESS 1 YR.	1-2 YRS.	PENDING OVER 2 YRS.	% OVER 2 YRS.	CHANGE IN CASES PENDING

MARION COUNTY	DIVISION 01								
GUARDIANSHIP	85	9	17	78	9	11	58	74	-8
COMMITMENT-ALCOHOLIC	0	0	0	0	0	0	0	0	0
COMMITMENT-NARCOTICS	0	0	0	0	0	0	0	0	0
COMMITMENT-CIVIL	2	4	6	0	0	0	0	0	-2
ADOPTION	10	6	9	7	1	0	6	86	-3
ANCILLARY ADMINISTRATION	10	2	6	6	1	1	4	67	-4
SMALL ESTATES	0	16	16	0	0	0	0	0	0
DECEDENT ESTATES	103	26	50	84	18	10	56	67	-24
OTHER	2	0	1	1	0	0	1	100	-1
TOTALS FOR PERIOD	218	63	105	176	29	22	125	71	-42

MARION COUNTY	DIVISION 02								
GUARDIANSHIP	8	0	1	7	0	2	5	71	-1
COMMITMENT-ALCOHOLIC	0	0	0	0	0	0	0	0	0
COMMITMENT-NARCOTICS	0	0	0	0	0	0	0	0	0
COMMITMENT-CIVIL	0	0	0	0	0	0	0	0	0
ADOPTION	1	1	0	2	1	0	1	50	1
ANCILLARY ADMINISTRATION	3	0	1	2	0	1	1	50	-1
SMALL ESTATES	0	2	1	1	1	0	0	0	1
DECEDENT ESTATES	12	5	7	10	4	1	5	50	-2
OTHER	0	0	0	0	0	0	0	0	0
TOTALS FOR PERIOD	24	8	10	22	6	4	12	55	-2

MARION COUNTY	DIVISION 01								
GUARDIANSHIP	94	9	18	85	9	13	63	74	-9
COMMITMENT-ALCOHOLIC	0	0	0	0	0	0	0	0	0
COMMITMENT-NARCOTICS	0	0	0	0	0	0	0	0	0
COMMITMENT-CIVIL	2	4	6	0	0	0	0	0	-2
ADOPTION	11	7	9	9	2	0	7	78	-2
ANCILLARY ADMINISTRATION	13	2	7	8	1	2	5	63	-5
SMALL ESTATES	0	18	17	1	1	0	0	0	1
DECEDENT ESTATES	120	31	57	94	22	11	61	65	-26
OTHER	2	0	1	1	0	0	1	100	-1
TOTALS FOR PERIOD	242	71	115	198	35	26	137	69	-44

NEWTON COUNTY	DIVISION 01								
GUARDIANSHIP	32	8	1	39	9	4	27	69	7
COMMITMENT-ALCOHOLIC	0	0	0	0	0	0	0	0	0
COMMITMENT-NARCOTICS	0	0	0	0	0	0	0	0	0
COMMITMENT-CIVIL	3	0	1	2	0	0	2	100	-1
ADOPTION	5	5	2	8	5	1	2	25	3
ANCILLARY ADMINISTRATION	2	0	0	2	0	2	0	0	0
SMALL ESTATES	0	3	3	0	0	0	0	0	0
DECEDENT ESTATES	47	8	12	43	8	9	26	60	-4
OTHER	1	0	0	1	0	0	1	100	0
TOTALS FOR PERIOD	90	24	19	95	21	16	58	61	5

PROBATE CIRCUITS FROM 07/31/93 THROUGH 06/30/94

CIRCUIT AND COUNTY	CASES PENDING START	CASES FILED	CASES TERMINATED	CASES PENDING AT END	AGE OF ALL CASES PENDING			% OVER 2 YRS.	CHANGE IN CASES PENDING
					LESS 1 YR.	1-2 YRS.	OVER 2 YRS.		

NEWTON COUNTY	DIVISION 02								
GUARDIANSHIP	0	1	1	0	3	0	0	0	0
COMMITMENT-ALCOHOLIC	0	0	0	0	0	0	0	0	0
COMMITMENT-NARCOTICS	0	0	0	0	0	0	0	0	0
COMMITMENT-CIVIL	0	0	0	0	0	0	0	0	0
ADOPTION	0	1	0	1	1	0	0	0	1
ANCILLARY ADMINISTRATION	0	0	0	0	0	0	0	0	0
SMALL ESTATES	0	0	0	0	0	0	0	0	0
DECEDENT ESTATES	3	1	2	2	1	0	1	50	-1
OTHER	0	0	0	0	0	0	0	0	0
TOTALS FOR PERIOD	3	3	3	3	2	0	1	33	0

NEWTON COUNTY	DIVISION 02								
GUARDIANSHIP	32	9	2	39	3	4	27	69	7
COMMITMENT-ALCOHOLIC	0	0	0	0	0	0	0	0	0
COMMITMENT-NARCOTICS	0	0	0	0	0	0	0	0	0
COMMITMENT-CIVIL	3	0	1	2	0	0	2	100	-1
ADOPTION	5	6	2	9	6	1	2	22	4
ANCILLARY ADMINISTRATION	2	0	0	2	0	2	0	0	0
SMALL ESTATES	0	3	3	0	0	0	0	0	0
DECEDENT ESTATES	50	9	14	45	9	9	27	60	-5
OTHER	1	0	0	1	0	0	1	100	0
TOTALS FOR PERIOD	93	27	22	98	23	16	59	60	5

FOURTEENTH CIRCUIT	DIVISION 01								
GUARDIANSHIP	590	38	48	630	82	36	462	73	40
COMMITMENT-ALCOHOLIC	1	1	0	2	1	0	1	50	1
COMMITMENT-NARCOTICS	0	0	0	0	0	0	0	0	0
COMMITMENT-CIVIL	18	20	20	18	4	5	9	50	0
ADOPTION	53	49	42	60	24	5	31	52	7
ANCILLARY ADMINISTRATION	28	6	11	23	4	6	13	57	-5
SMALL ESTATES	0	39	88	1	1	0	0	0	1
DECEDENT ESTATES	542	200	193	549	151	87	311	57	7
OTHER	6	9	6	9	4	0	5	56	3
TOTALS FOR PERIOD	1238	462	408	1292	271	189	932	64	54

FIFTEENTH CIRCUIT	DIVISION 01								
CONWAY COUNTY	DIVISION 01								
GUARDIANSHIP	102	21	4	119	19	14	86	72	17
COMMITMENT-ALCOHOLIC	0	1	1	0	0	0	0	0	0
COMMITMENT-NARCOTICS	0	1	1	0	0	0	0	0	0
COMMITMENT-CIVIL	3	11	3	6	3	2	1	17	3
ADOPTION	7	5	5	7	1	0	6	36	0
ANCILLARY ADMINISTRATION	1	0	0	1	0	0	1	100	0
SMALL ESTATES	0	9	9	0	0	0	0	0	0
DECEDENT ESTATES	95	20	10	105	18	14	73	70	10
OTHER	0	2	0	2	2	0	0	0	2
TOTALS FOR PERIOD	208	70	33	240	43	30	167	70	32

PROBATE CIRCUITS FROM 07/01/93 THROUGH 06/30/94

CIRCUIT AND COUNTY	CASES PENDING START	CASES FILED	CASES TERMINATED	CASES PENDING AT END	AGE OF ALL CASES PENDING			% OVER 2 YRS.	CHANGE IN CASES PENDING
					LESS 1 YR.	1-2 YRS.	OVER 2 YRS.		

CONWAY COUNTY	DIVISION 02								
GUARDIANSHIP	37	9	2	44	9	9	26	59	7
COMMITMENT-ALCOHOLIC	0	1	1	0	0	0	0	0	0
COMMITMENT-NARCOTICS	0	0	0	0	0	0	0	0	0
COMMITMENT-CIVIL	2	6	5	2	2	0	0	0	0
ADOPTION	6	6	3	9	3	1	5	56	3
ANCILLARY ADMINISTRATION	1	0	0	1	0	0	1	100	0
SMALL ESTATES	0	5	5	0	0	0	0	0	0
DECEDENT ESTATES	18	9	2	25	7	4	14	56	7
OTHER	0	1	1	0	0	0	0	0	0
TOTALS FOR PERIOD	64	37	20	81	21	14	46	57	17

CONWAY COUNTY	DIVISION 01								
GUARDIANSHIP	139	30	6	163	28	23	112	69	24
COMMITMENT-ALCOHOLIC	0	2	2	0	0	0	0	0	0
COMMITMENT-NARCOTICS	0	1	1	0	0	0	0	0	0
COMMITMENT-CIVIL	5	17	14	8	5	2	1	13	3
ADOPTION	13	11	8	16	4	1	11	69	3
ANCILLARY ADMINISTRATION	2	0	0	2	0	0	2	100	0
SMALL ESTATES	0	14	14	0	0	0	0	0	0
DECEDENT ESTATES	113	29	12	130	25	18	37	67	17
OTHER	0	3	1	2	2	0	0	0	2
TOTALS FOR PERIOD	272	107	58	321	64	44	213	66	49

LOGAN COUNTY	DIVISION 01								
GUARDIANSHIP	208	25	8	225	23	24	178	79	17
COMMITMENT-ALCOHOLIC	1	1	1	1	0	0	1	100	0
COMMITMENT-NARCOTICS	0	0	0	0	0	0	0	0	0
COMMITMENT-CIVIL	6	11	5	12	6	2	4	33	6
ADOPTION	19	8	3	24	8	6	10	42	5
ANCILLARY ADMINISTRATION	4	3	4	3	1	1	1	33	-1
SMALL ESTATES	0	8	8	0	0	0	0	0	0
DECEDENT ESTATES	101	36	24	113	29	12	72	64	12
OTHER	0	0	0	0	0	0	0	0	0
TOTALS FOR PERIOD	339	92	53	378	67	45	266	70	39

LOGAN COUNTY	DIVISION 02								
GUARDIANSHIP	51	14	9	56	11	15	30	54	5
COMMITMENT-ALCOHOLIC	0	1	0	1	1	0	0	0	1
COMMITMENT-NARCOTICS	0	0	0	0	0	0	0	0	0
COMMITMENT-CIVIL	2	6	6	2	1	0	1	50	0
ADOPTION	4	8	4	8	7	1	0	0	4
ANCILLARY ADMINISTRATION	2	1	1	2	0	2	0	0	0
SMALL ESTATES	0	3	3	0	0	0	0	0	0
DECEDENT ESTATES	23	18	7	34	16	5	13	38	11
OTHER	0	2	1	1	1	0	0	0	1
TOTALS FOR PERIOD	82	53	31	104	37	23	44	42	22

PROBATE CIRCUITS FROM 07/01/93 THROUGH 06/30/94

CIRCUIT AND COUNTY	CASES PENDING START	CASES FILED	CASES TERMINATED	CASES PENDING AT END	AGE OF ALL CASES LESS 1 YR.	PENDING 1-2 YRS.	PENDING OVER 2 YRS.	% OVER 2 YRS.	CHANGE IN CASES PENDING

LOGAN COUNTY									
GUARDIANSHIP	259	39	17	281	34	39	208	74	22
COMMITMENT-ALCOHOLIC	1	2	1	2	1	0	1	50	1
COMMITMENT-NARCOTICS	0	0	0	0	0	0	0	0	0
COMMITMENT-CIVIL	8	17	11	14	7	2	5	36	6
ADOPTION	23	16	7	32	15	7	10	31	9
ANCILLARY ADMINISTRATION	6	4	5	5	1	3	1	20	-1
SMALL ESTATES	0	11	11	0	0	0	0	0	0
DECEDENT ESTATES	124	54	31	147	45	17	85	58	23
OTHER	0	2	1	1	1	0	0	0	1
TOTALS FOR PERIOD	421	145	84	482	104	68	310	64	61

SCOTT COUNTY	DIVISION 01								
GUARDIANSHIP	71	5	1	75	5	6	64	85	4
COMMITMENT-ALCOHOLIC	1	0	0	1	0	0	1	100	0
COMMITMENT-NARCOTICS	0	0	0	0	0	0	0	0	0
COMMITMENT-CIVIL	5	4	4	5	0	0	5	100	0
ADOPTION	4	5	6	4	3	1	0	0	0
ANCILLARY ADMINISTRATION	0	0	0	0	0	0	0	0	0
SMALL ESTATES	0	4	4	0	0	0	0	0	0
DECEDENT ESTATES	33	9	2	45	9	5	31	69	7
OTHER	0	1	1	0	0	0	0	0	0
TOTALS FOR PERIOD	119	29	18	130	17	12	101	78	11

SCOTT COUNTY	DIVISION 02								
GUARDIANSHIP	15	4	2	17	2	4	11	65	2
COMMITMENT-ALCOHOLIC	0	0	0	0	0	0	0	0	0
COMMITMENT-NARCOTICS	0	0	0	0	0	0	0	0	0
COMMITMENT-CIVIL	3	1	1	3	0	2	1	33	0
ADOPTION	2	6	6	2	1	1	0	0	0
ANCILLARY ADMINISTRATION	0	0	0	0	0	0	0	0	0
SMALL ESTATES	0	3	3	0	0	0	0	0	0
DECEDENT ESTATES	8	1	3	6	1	2	3	50	-2
OTHER	0	0	0	0	0	0	0	0	0
TOTALS FOR PERIOD	28	15	15	28	4	9	15	54	0

SCOTT COUNTY	DIVISION 03								
GUARDIANSHIP	86	9	3	92	7	10	75	82	6
COMMITMENT-ALCOHOLIC	1	0	0	1	0	0	1	100	0
COMMITMENT-NARCOTICS	0	0	0	0	0	0	0	0	0
COMMITMENT-CIVIL	3	5	5	8	0	2	6	75	0
ADOPTION	6	12	12	6	4	2	0	0	0
ANCILLARY ADMINISTRATION	0	0	0	0	0	0	0	0	0
SMALL ESTATES	0	7	7	0	0	0	0	0	0
DECEDENT ESTATES	46	10	5	51	10	7	34	67	5
OTHER	0	1	1	0	0	0	0	0	0
TOTALS FOR PERIOD	147	44	33	158	21	21	116	73	11

PROBATE CIRCUITS FROM 07/01/93 THROUGH 06/30/94

CIRCUIT AND COUNTY	CASES PENDING START	CASES FILED	CASES TERMINATED	CASES PENDING AT END	AGE OF ALL CASES LESS 1 YR.	PENDING 1-2 YRS.	PENDING OVER 2 YRS.	% OVER 2 YRS.	CHANGE IN CASES PENDING

YELL COUNTY	DIVISION 01								
GUARDIANSHIP	182	21	10	193	17	25	151	78	11
COMMITMENT-ALCOHOLIC	2	1	1	2	0	1	1	50	0
COMMITMENT-NARCOTICS	0	0	0	0	0	0	0	0	0
COMMITMENT-CIVIL	13	2	1	14	1	3	10	71	1
ADOPTION	8	16	14	10	5	2	3	30	2
ANCILLARY ADMINISTRATION	20	4	4	20	3	3	14	70	0
SMALL ESTATES	0	3	3	0	0	0	0	0	0
DECEDENT ESTATES	69	17	11	75	15	11	49	65	6
OTHER	0	0	0	0	0	0	0	0	0
TOTALS FOR PERIOD	294	64	44	314	41	45	228	73	20

YELL COUNTY	DIVISION 02								
GUARDIANSHIP	21	10	4	27	7	6	14	52	6
COMMITMENT-ALCOHOLIC	1	0	0	1	0	0	1	100	0
COMMITMENT-NARCOTICS	0	1	0	1	1	0	0	0	1
COMMITMENT-CIVIL	0	7	2	5	5	0	0	0	5
ADOPTION	2	7	5	4	2	2	0	0	2
ANCILLARY ADMINISTRATION	0	0	0	0	0	0	0	0	0
SMALL ESTATES	0	3	3	0	0	0	0	0	0
DECEDENT ESTATES	9	3	3	9	3	2	4	44	0
OTHER	0	0	0	0	0	0	0	0	0
TOTALS FOR PERIOD	33	31	17	47	18	10	19	40	14

YELL COUNTY	DIVISION 03								
GUARDIANSHIP	203	31	14	220	24	31	165	75	17
COMMITMENT-ALCOHOLIC	3	1	1	3	0	1	2	67	0
COMMITMENT-NARCOTICS	0	1	0	1	1	0	0	0	1
COMMITMENT-CIVIL	13	9	3	19	6	3	10	53	6
ADOPTION	10	23	19	14	7	4	3	21	4
ANCILLARY ADMINISTRATION	20	4	4	20	3	3	14	70	0
SMALL ESTATES	0	6	6	0	0	0	0	0	0
DECEDENT ESTATES	78	20	14	84	18	13	53	63	6
OTHER	0	0	0	0	0	0	0	0	0
TOTALS FOR PERIOD	327	95	61	361	59	55	247	68	34

FIFTEENTH CIRCUIT	DIVISION 04								
GUARDIANSHIP	687	109	40	756	93	103	560	74	69
COMMITMENT-ALCOHOLIC	5	5	4	6	1	1	4	67	1
COMMITMENT-NARCOTICS	0	2	1	1	1	0	0	0	1
COMMITMENT-CIVIL	34	48	33	49	18	9	22	45	15
ADOPTION	52	62	46	68	30	14	24	35	16
ANCILLARY ADMINISTRATION	28	8	9	27	4	6	17	63	-1
SMALL ESTATES	0	38	38	0	0	0	0	0	0
DECEDENT ESTATES	361	113	62	412	93	55	259	63	51
OTHER	0	6	3	3	3	0	0	0	3
TOTALS FOR PERIOD	1167	391	236	1322	248	188	896	67	155

PROBATE CIRCUITS FROM 07/01/93 THROUGH 06/30/94

CIRCUIT AND COUNTY	CASES PENDING START	CASES FILED	CASES TERMINATED	CASES PENDING AT END	AGE OF ALL CASES LESS 1 YR.	PENDING 1-2 YRS.	PENDING OVER 2 YRS.	% OVER 2 YRS.	CHANGE IN CASES PENDING

SIXTEENTH CIRCUIT									

CLEBURNE COUNTY									
GUARDIANSHIP	52	19	34	37	16	7	14	38	-15
COMMITMENT-ALCOHOLIC	1	2	3	0	0	0	0	0	-1
COMMITMENT-NARCOTICS	0	0	0	0	0	0	0	0	0
COMMITMENT-CIVIL	1	10	4	7	7	0	0	0	6
ADOPTION	6	13	15	4	4	0	0	0	-2
ANCILLARY ADMINISTRATION	2	1	2	1	1	0	0	0	-1
SMALL ESTATES	0	3	3	0	3	0	0	0	0
DECEDENT ESTATES	75	38	70	43	24	11	8	19	-32
OTHER	1	2	3	3	2	0	1	33	2
TOTALS FOR PERIOD	138	93	136	95	54	18	23	24	-43

FULTON COUNTY									
GUARDIANSHIP	42	11	31	22	8	6	8	36	-20
COMMITMENT-ALCOHOLIC	0	0	0	0	0	0	0	0	0
COMMITMENT-NARCOTICS	0	0	0	0	0	0	0	0	0
COMMITMENT-CIVIL	0	0	0	0	0	0	0	0	0
ADOPTION	3	4	6	1	1	0	0	0	-2
ANCILLARY ADMINISTRATION	1	3	1	3	3	0	0	0	2
SMALL ESTATES	0	0	0	0	0	0	0	0	0
DECEDENT ESTATES	39	35	44	30	19	2	9	30	-9
OTHER	0	1	0	1	1	0	0	0	1
TOTALS FOR PERIOD	85	54	82	57	32	8	17	30	-28

INDEPENDENCE COUNTY									
GUARDIANSHIP	149	49	97	101	42	24	35	35	-48
COMMITMENT-ALCOHOLIC	0	6	6	0	0	0	0	0	0
COMMITMENT-NARCOTICS	0	1	1	0	0	0	0	0	0
COMMITMENT-CIVIL	1	27	27	1	0	1	0	0	0
ADOPTION	15	23	32	6	4	2	0	0	-9
ANCILLARY ADMINISTRATION	4	2	4	2	1	0	1	50	-2
SMALL ESTATES	0	9	9	0	0	0	0	0	0
DECEDENT ESTATES	104	48	90	62	37	14	11	18	-42
OTHER	0	2	1	1	1	0	0	0	1
TOTALS FOR PERIOD	273	167	267	173	85	41	47	27	-100

PROBATE CIRCUITS FROM 07/01/93 THROUGH 06/30/94

CIRCUIT AND COUNTY	CASES PENDING START	CASES FILED	CASES TERMINATED	CASES PENDING AT END	AGE OF ALL CASES LESS 1 YR.	1-2 YRS.	PENDING OVER 2 YRS.	% OVER 2 YRS.	CHANGE IN CASES PENDING

IZARD COUNTY									
GUARDIANSHIP	22	15	5	31	12	4	15	43	9
COMMITMENT-ALCOHOLIC	0	0	0	0	0	0	0	0	0
COMMITMENT-NARCOTICS	1	0	0	1	0	0	1	100	0
COMMITMENT-CIVIL	2	0	0	2	0	1	1	50	0
ADOPTION	+	10	3	6	5	1	0	0	2
ANCILLARY ADMINISTRATION	2	0	0	2	0	0	2	100	0
SMALL ESTATES	0	5	5	0	0	0	0	0	0
DECEDENT ESTATES	39	24	21	42	17	12	13	31	3
OTHER	0	0	0	0	0	0	0	0	0
TOTALS FOR PERIOD	70	54	40	84	34	18	32	38	14

STONE COUNTY									
GUARDIANSHIP	37	5	20	14	6	0	3	57	-23
COMMITMENT-ALCOHOLIC	4	1	1	4	1	0	3	75	0
COMMITMENT-NARCOTICS	1	0	1	0	0	0	0	0	-1
COMMITMENT-CIVIL	18	7	17	8	4	0	4	50	-10
ADOPTION	3	3	6	10	4	0	6	60	2
ANCILLARY ADMINISTRATION	7	2	3	6	2	4	0	0	-1
SMALL ESTATES	0	4	4	0	0	0	0	0	0
DECEDENT ESTATES	25	21	21	25	13	2	5	20	0
OTHER	0	2	2	0	0	0	0	0	0
TOTALS FOR PERIOD	100	51	34	67	35	6	25	39	-33

SIXTEENTH CIRCUIT									
GUARDIANSHIP	302	100	197	205	84	41	80	39	-97
COMMITMENT-ALCOHOLIC	5	9	10	4	1	0	3	75	-1
COMMITMENT-NARCOTICS	2	1	2	1	0	0	1	100	-1
COMMITMENT-CIVIL	22	44	48	18	11	2	5	28	-4
ADOPTION	36	58	67	27	18	3	6	22	-9
ANCILLARY ADMINISTRATION	15	8	10	14	7	4	3	21	-2
SMALL ESTATES	0	26	26	0	0	0	0	0	0
DECEDENT ESTATES	282	166	246	202	115	41	46	23	-80
OTHER	1	7	3	5	4	0	1	20	4
TOTALS FOR PERIOD	666	419	609	476	240	91	145	30	-190

SEVENTEENTH CIRCUIT EAST									

PRAIRIE COUNTY									
GUARDIANSHIP	56	9	5	60	6	8	46	77	4
COMMITMENT-ALCOHOLIC	1	0	0	1	0	1	0	0	0
COMMITMENT-NARCOTICS	1	0	1	0	0	0	0	0	-1
COMMITMENT-CIVIL	4	2	5	1	0	0	1	100	-3
ADOPTION	3	12	3	7	5	0	2	29	4
ANCILLARY ADMINISTRATION	1	0	0	1	0	0	1	100	0
SMALL ESTATES	0	3	3	0	0	0	0	0	0
DECEDENT ESTATES	58	15	7	67	14	3	45	67	9
OTHER	0	0	0	0	0	0	0	0	0
TOTALS FOR PERIOD	124	47	34	137	25	17	95	69	13

PROBATE CIRCUITS FROM 07/01/93 THROUGH 06/30/94

CIRCUIT AND COUNTY	CASES PENDING START	CASES FILED	CASES TERMINATED	CASES PENDING AT END	AGE OF ALL CASES LESS 1 YR.	1-2 YRS.	PENDING OVER 2 YRS.	% OVER 2 YRS.	CHANGE IN CASES PENDING

WHITE COUNTY	DIVISION 01								
GUARDIANSHIP	324	58	17	305	50	49	266	73	41
COMMITMENT-ALCOHOLIC	0	2	2	0	0	0	0	0	0
COMMITMENT-NARCOTICS	0	0	0	0	0	0	0	0	0
COMMITMENT-CIVIL	0	13	13	0	0	0	0	0	0
ADOPTION	14	47	37	24	14	1	9	38	10
ANCILLARY ADMINISTRATION	3	2	3	2	1	0	1	50	-1
SMALL ESTATES	0	33	33	0	0	0	0	0	0
DECEDENT ESTATES	144	58	40	162	52	15	95	59	18
OTHER	3	3	1	5	2	0	3	60	2
TOTALS FOR PERIOD	438	216	146	558	119	65	374	67	70

WHITE COUNTY	DIVISION 02								
GUARDIANSHIP	34	13	3	44	10	21	13	30	10
COMMITMENT-ALCOHOLIC	0	5	5	0	0	0	0	0	0
COMMITMENT-NARCOTICS	0	0	0	0	0	0	0	0	0
COMMITMENT-CIVIL	0	17	17	0	0	0	0	0	0
ADOPTION	4	12	10	6	5	1	0	0	2
ANCILLARY ADMINISTRATION	0	0	0	0	0	0	0	0	0
SMALL ESTATES	0	3	3	0	0	0	0	0	0
DECEDENT ESTATES	23	3	10	21	3	4	9	43	-2
OTHER	0	3	3	0	0	0	0	0	0
TOTALS FOR PERIOD	61	66	56	71	23	26	22	31	10

WHITE COUNTY	DIVISION 03								
GUARDIANSHIP	358	71	20	409	60	70	279	68	51
COMMITMENT-ALCOHOLIC	0	7	7	0	0	0	0	0	0
COMMITMENT-NARCOTICS	0	0	0	0	0	0	0	0	0
COMMITMENT-CIVIL	0	30	30	0	0	0	0	0	0
ADOPTION	18	59	47	30	19	2	9	30	12
ANCILLARY ADMINISTRATION	3	2	3	2	1	0	1	50	-1
SMALL ESTATES	0	41	41	0	0	0	0	0	0
DECEDENT ESTATES	167	66	50	183	60	19	104	57	16
OTHER	3	6	4	5	2	0	3	60	2
TOTALS FOR PERIOD	549	282	202	629	142	91	396	63	80

SEVENTEENTH CIRCUIT EAST	DIVISION 04								
GUARDIANSHIP	414	80	25	469	66	78	325	69	55
COMMITMENT-ALCOHOLIC	1	7	7	1	0	1	0	0	0
COMMITMENT-NARCOTICS	1	0	1	0	0	0	0	0	-1
COMMITMENT-CIVIL	4	32	35	1	0	0	1	100	-3
ADOPTION	21	71	55	37	24	2	11	30	16
ANCILLARY ADMINISTRATION	4	2	3	3	1	0	2	67	-1
SMALL ESTATES	0	49	49	0	0	0	0	0	0
DECEDENT ESTATES	225	82	57	250	74	27	149	60	25
OTHER	3	6	4	5	2	0	3	60	2
TOTALS FOR PERIOD	673	329	236	766	167	108	491	64	93

PROBATE CIRCUITS FROM 07/01/93 THROUGH 06/30/94

CIRCUIT AND COUNTY	CASES PENDING START	CASES FILED	CASES TERMINATED	CASES PENDING AT END	AGE LESS 1 YR.	AGE OF ALL CASES PENDING 1-2 YRS.	AGE OF ALL CASES PENDING OVER 2 YRS.	% OVER 2 YRS.	CHANGE IN CASES PENDING

SEVENTEENTH CIRCUIT WEST									

LONOKE COUNTY									
GUARDIANSHIP	355	55	23	398	53	50	295	74	32
COMMITMENT-ALCOHOLIC	7	2	1	8	1	2	5	63	1
COMMITMENT-NARCOTICS	1	0	0	1	0	0	1	100	0
COMMITMENT-CIVIL	19	33	15	37	20	4	13	35	18
ADOPTION	27	33	23	37	12	1	24	65	10
ANCILLARY ADMINISTRATION	0	0	0	0	0	0	0	0	0
SMALL ESTATES	0	14	13	1	1	0	0	0	1
DECEDENT ESTATES	288	59	41	306	52	29	225	74	18
OTHER	0	0	0	0	0	0	0	0	0
TOTALS FOR PERIOD	708	196	116	788	139	86	563	71	80

SEVENTEENTH CIRCUIT WEST									

GUARDIANSHIP	366	55	23	398	53	50	295	74	32
COMMITMENT-ALCOHOLIC	7	2	1	8	1	2	5	63	1
COMMITMENT-NARCOTICS	1	0	0	1	0	0	1	100	0
COMMITMENT-CIVIL	19	33	15	37	20	4	13	35	18
ADOPTION	27	33	23	37	12	1	24	65	10
ANCILLARY ADMINISTRATION	0	0	0	0	0	0	0	0	0
SMALL ESTATES	0	14	13	1	1	0	0	0	1
DECEDENT ESTATES	288	59	41	306	52	29	225	74	18
OTHER	0	0	0	0	0	0	0	0	0
TOTALS FOR PERIOD	708	196	116	788	139	86	563	71	80

EIGHTEENTH CIRCUIT EAST									

GARLAND COUNTY DIVISION 01									
GUARDIANSHIP	492	56	62	486	43	87	356	73	-6
COMMITMENT-ALCOHOLIC	0	0	0	0	0	0	0	0	0
COMMITMENT-NARCOTICS	0	0	0	0	0	0	0	0	0
COMMITMENT-CIVIL	0	3	1	2	2	0	0	0	2
ADOPTION	15	36	46	5	3	0	2	40	-10
ANCILLARY ADMINISTRATION	9	4	6	7	3	1	3	43	-2
SMALL ESTATES	0	103	103	0	0	0	0	0	0
DECEDENT ESTATES	264	99	129	234	62	46	126	54	-30
OTHER	2	0	0	2	0	2	0	0	0
TOTALS FOR PERIOD	782	301	347	736	113	136	487	66	-46

PROBATE CIRCUITS FROM 07/01/93 THROUGH 06/30/94

CIRCUIT AND COUNTY	CASES PENDING START	CASES FILED	CASES TERMINATED	CASES PENDING AT END	AGE OF ALL CASES PENDING			% OVER 2 YRS.	CHANGE IN CASES PENDING
					LESS 1 YR.	1-2 YRS.	OVER 2 YRS.		

GARLAND COUNTY	DIVISION 02								
GUARDIANSHIP	232	60	30	262	52	37	173	66	30
COMMITMENT-ALCOHOLIC	0	0	0	0	0	0	0	0	0
COMMITMENT-NARCOTICS	0	0	0	0	0	0	0	0	0
COMMITMENT-CIVIL	0	1	1	0	0	0	0	0	0
ADOPTION	8	5	3	5	1	0	4	80	-3
ANCILLARY ADMINISTRATION	8	6	6	3	2	3	3	38	0
SMALL ESTATES	0	11	11	0	0	0	0	0	0
DECEDENT ESTATES	126	104	73	157	79	21	57	36	31
OTHER	0	1	1	0	0	0	0	0	0
TOTALS FOR PERIOD	374	138	130	432	134	61	237	55	58

GARLAND COUNTY	DIVISION 03								
GUARDIANSHIP	14	32	8	38	26	8	4	11	24
COMMITMENT-ALCOHOLIC	0	1	1	0	0	0	0	0	0
COMMITMENT-NARCOTICS	0	1	1	0	0	0	0	0	0
COMMITMENT-CIVIL	4	49	46	7	6	1	0	0	3
ADOPTION	2	21	16	7	6	1	0	0	5
ANCILLARY ADMINISTRATION	0	2	1	1	1	0	0	0	1
SMALL ESTATES	0	4	4	0	0	0	0	0	0
DECEDENT ESTATES	1	25	14	15	14	1	0	0	14
OTHER	0	1	1	0	0	0	0	0	0
TOTALS FOR PERIOD	21	139	92	68	53	11	4	6	47

GARLAND COUNTY	DIVISION 04								
GUARDIANSHIP	738	143	100	786	121	132	533	68	48
COMMITMENT-ALCOHOLIC	0	1	1	0	0	0	0	0	0
COMMITMENT-NARCOTICS	0	1	1	0	0	0	0	0	0
COMMITMENT-CIVIL	4	53	48	9	3	1	0	0	5
ADOPTION	25	62	70	17	10	1	6	35	-8
ANCILLARY ADMINISTRATION	17	12	13	16	6	4	6	38	-1
SMALL ESTATES	0	118	118	0	0	0	0	0	0
DECEDENT ESTATES	391	231	216	406	155	68	183	45	15
OTHER	2	2	2	2	0	2	0	0	0
TOTALS FOR PERIOD	1177	628	569	1236	300	208	728	59	59

EIGHTEENTH CIRCUIT EAST	DIVISION 05								
GUARDIANSHIP	733	143	100	786	121	132	533	68	48
COMMITMENT-ALCOHOLIC	0	1	1	0	0	0	0	0	0
COMMITMENT-NARCOTICS	0	1	1	0	0	0	0	0	0
COMMITMENT-CIVIL	4	53	48	9	3	1	0	0	5
ADOPTION	25	62	70	17	10	1	6	35	-8
ANCILLARY ADMINISTRATION	17	12	13	16	6	4	6	38	-1
SMALL ESTATES	0	118	118	0	0	0	0	0	0
DECEDENT ESTATES	391	231	216	406	155	68	183	45	15
OTHER	2	2	2	2	0	2	0	0	0
TOTALS FOR PERIOD	1177	628	569	1236	300	208	728	59	59

PROBATE CIRCUITS FROM 07/01/93 THROUGH 06/30/94

CIRCUIT AND COUNTY	CASES PENDING START	CASES FILED	CASES TERMINATED	CASES PENDING AT END	AGE OF ALL CASES LESS 1 YR.	PENDING 1-2 YRS.	PENDING OVER 2 YRS.	% OVER 2 YRS.	CHANGE IN CASES PENDING

EIGHTEENTH CIRCUIT WEST									

MONTGOMERY COUNTY									
GUARDIANSHIP	57	9	2	54	8	8	48	75	7
COMMITMENT-ALCOHOLIC	0	1	0	1	1	0	0	0	1
COMMITMENT-NARCOTICS	0	0	0	0	0	0	0	0	0
COMMITMENT-CIVIL	0	5	4	1	1	0	0	0	1
ADOPTION	4	8	3	9	6	2	1	11	5
ANCILLARY ADMINISTRATION	0	3	0	3	3	0	0	0	3
SMALL ESTATES	0	8	3	0	0	0	0	0	0
DECEDENT ESTATES	32	4	10	26	2	4	20	77	-6
OTHER	0	1	0	1	1	0	0	0	1
TOTALS FOR PERIOD	93	39	27	105	22	14	69	66	12

POLK COUNTY									
GUARDIANSHIP	160	25	16	169	20	15	134	79	9
COMMITMENT-ALCOHOLIC	1	1	1	1	0	0	1	100	0
COMMITMENT-NARCOTICS	0	0	0	0	0	0	0	0	0
COMMITMENT-CIVIL	8	23	16	15	7	6	2	13	7
ADOPTION	13	11	16	8	3	3	2	25	-5
ANCILLARY ADMINISTRATION	3	2	3	2	2	0	0	0	-1
SMALL ESTATES	0	23	23	0	0	0	0	0	0
DECEDENT ESTATES	107	37	27	117	30	17	70	60	10
OTHER	0	0	0	0	0	0	0	0	0
TOTALS FOR PERIOD	292	122	102	312	62	41	209	67	20

EIGHTEENTH CIRCUIT WEST									
GUARDIANSHIP	217	34	18	233	28	23	182	78	16
COMMITMENT-ALCOHOLIC	1	2	1	2	1	0	1	50	1
COMMITMENT-NARCOTICS	0	0	0	0	0	0	0	0	0
COMMITMENT-CIVIL	8	28	20	16	3	6	2	13	3
ADOPTION	17	19	19	17	9	5	3	18	0
ANCILLARY ADMINISTRATION	3	5	3	5	5	0	0	0	2
SMALL ESTATES	0	31	31	0	0	0	0	0	0
DECEDENT ESTATES	139	41	37	143	32	21	90	63	4
OTHER	0	1	0	1	1	0	0	0	1
TOTALS FOR PERIOD	385	161	129	417	84	55	278	67	32

PROBATE CIRCUITS FROM 07/01/93 THROUGH 06/30/94

CIRCUIT AND COUNTY	CASES PENDING START	CASES FILED	CASES TERMINATED	CASES PENDING AT END	AGE OF ALL CASES LESS 1 YR.	1-2 YRS.	PENDING OVER 2 YRS.	% OVER 2 YRS.	CHANGE IN CASES PENDING

NINETEENTH CIRCUIT									

BENTON COUNTY	DIVISION 01								
GUARDIANSHIP	261	39	22	278	30	28	220	79	17
COMMITMENT-ALCOHOLIC	0	0	0	0	0	0	0	0	0
COMMITMENT-NARCOTICS	0	0	0	0	0	0	0	0	0
COMMITMENT-CIVIL	3	20	23	9	6	0	3	33	6
ADOPTION	19	55	56	18	15	3	0	0	-1
ANCILLARY ADMINISTRATION	32	13	17	28	6	7	15	54	-4
SMALL ESTATES	0	29	29	0	0	0	0	0	0
DECEDENT ESTATES	245	95	68	275	74	25	176	64	30
OTHER	2	3	1	4	2	0	2	50	2
TOTALS FOR PERIOD	562	266	216	612	133	63	416	68	50

BENTON COUNTY	DIVISION 02								
GUARDIANSHIP	175	46	12	209	44	31	134	64	34
COMMITMENT-ALCOHOLIC	0	0	0	0	0	0	0	0	0
COMMITMENT-NARCOTICS	0	0	0	0	0	0	0	0	0
COMMITMENT-CIVIL	0	30	28	2	2	0	0	0	2
ADOPTION	9	61	43	22	21	1	0	0	13
ANCILLARY ADMINISTRATION	9	13	16	6	3	2	1	17	-3
SMALL ESTATES	0	25	25	0	0	0	0	0	0
DECEDENT ESTATES	141	88	65	164	67	31	66	40	23
OTHER	0	1	1	0	0	0	0	0	0
TOTALS FOR PERIOD	334	264	195	403	137	65	201	50	69

BENTON COUNTY	DIVISION 03								
GUARDIANSHIP	21	7	2	26	7	1	18	69	5
COMMITMENT-ALCOHOLIC	0	0	0	0	0	0	0	0	0
COMMITMENT-NARCOTICS	0	0	0	0	0	0	0	0	0
COMMITMENT-CIVIL	0	4	4	0	0	0	0	0	0
ADOPTION	5	5	7	3	0	0	3	100	-2
ANCILLARY ADMINISTRATION	0	0	0	0	0	0	0	0	0
SMALL ESTATES	0	0	0	0	0	0	0	0	0
DECEDENT ESTATES	4	0	0	4	0	0	4	100	0
OTHER	0	0	0	0	0	0	0	0	0
TOTALS FOR PERIOD	30	16	13	33	7	1	25	76	3

PROBATE CIRCUITS FROM 07/01/93 THROUGH 06/30/94

CIRCUIT AND COUNTY	CASES PENDING START	CASES FILED	CASES TERMINATED	CASES PENDING AT END	AGE OF ALL CASES PENDING LESS 1 YR.	1-2 YRS.	OVER 2 YRS.	% OVER 2 YRS.	CHANGE IN CASES PENDING

BENTON COUNTY									
GUARDIANSHIP	457	92	36	513	31	60	372	73	56
COMMITMENT-ALCOHOLIC	0	0	0	0	0	0	0	0	0
COMMITMENT-NARCOTICS	0	0	0	0	0	0	0	0	0
COMMITMENT-CIVIL	3	63	55	11	3	0	3	27	8
ADOPTION	33	121	111	43	36	4	3	7	10
ANCILLARY ADMINISTRATION	41	26	33	34	9	9	16	47	-7
SMALL ESTATES	0	54	54	0	0	0	0	0	0
DECEDENT ESTATES	390	186	133	443	141	56	246	56	53
OTHER	2	4	2	4	2	0	2	50	2
TOTALS FOR PERIOD	926	546	424	1048	277	129	642	61	122

CARROLL COUNTY	DIVISION 01								
GUARDIANSHIP	54	15	1	69	15	10	44	64	15
COMMITMENT-ALCOHOLIC	0	0	0	0	0	0	0	0	0
COMMITMENT-NARCOTICS	0	0	0	0	0	0	0	0	0
COMMITMENT-CIVIL	0	1	0	1	1	0	0	0	1
ADOPTION	2	1	1	2	1	1	0	0	0
ANCILLARY ADMINISTRATION	0	2	0	2	2	0	0	0	2
SMALL ESTATES	0	4	4	0	0	0	0	0	0
DECEDENT ESTATES	55	20	13	57	17	12	28	49	2
OTHER	0	1	1	0	0	0	0	0	0
TOTALS FOR PERIOD	111	45	25	131	36	23	72	55	20

CARROLL COUNTY	DIVISION 02								
GUARDIANSHIP	26	12	7	31	9	9	13	42	5
COMMITMENT-ALCOHOLIC	0	0	0	0	0	0	0	0	0
COMMITMENT-NARCOTICS	0	0	0	0	0	0	0	0	0
COMMITMENT-CIVIL	0	3	3	0	0	0	0	0	0
ADOPTION	2	7	4	5	5	0	0	0	3
ANCILLARY ADMINISTRATION	7	1	6	2	0	1	1	50	-5
SMALL ESTATES	0	3	3	0	0	0	0	0	0
DECEDENT ESTATES	31	18	15	34	14	8	12	35	3
OTHER	0	0	0	0	0	0	0	0	0
TOTALS FOR PERIOD	66	44	38	72	28	18	26	36	6

CARROLL COUNTY	DIVISION 03								
GUARDIANSHIP	3	0	0	3	0	0	3	100	0
COMMITMENT-ALCOHOLIC	0	0	0	0	0	0	0	0	0
COMMITMENT-NARCOTICS	0	0	0	0	0	0	0	0	0
COMMITMENT-CIVIL	0	0	0	0	0	0	0	0	0
ADOPTION	0	0	0	0	0	0	0	0	0
ANCILLARY ADMINISTRATION	0	0	0	0	0	0	0	0	0
SMALL ESTATES	0	0	0	0	0	0	0	0	0
DECEDENT ESTATES	1	0	0	1	0	0	1	100	0
OTHER	0	0	0	0	0	0	0	0	0
TOTALS FOR PERIOD	4	0	0	4	0	0	4	100	0

PROBATE CIRCUITS FROM 07/01/93 THROUGH 06/30/94

CIRCUIT AND COUNTY	CASES PENDING START	CASES FILED	CASES TERMINATED	CASES PENDING AT END	AGE OF ALL CASES PENDING			% OVER 2 YRS.	CHANGE IN CASES PENDING
					LESS 1 YR.	1-2 YRS.	OVER 2 YRS.		

CARROLL COUNTY									
GUARDIANSHIP	83	22	3	103	24	19	50	58	20
COMMITMENT-ALCOHOLIC	0	0	0	0	0	0	0	0	0
COMMITMENT-NARCOTICS	0	0	0	0	0	0	0	0	0
COMMITMENT-CIVIL	0	4	3	1	1	0	0	0	1
ADOPTION	4	8	5	7	6	1	0	0	3
ANCILLARY ADMINISTRATION	7	3	6	4	2	1	1	25	-3
SMALL ESTATES	0	7	7	0	0	0	0	0	0
DECEDENT ESTATES	87	38	33	92	31	20	41	45	5
OTHER	0	1	1	0	0	0	0	0	0
TOTALS FOR PERIOD	181	89	63	207	64	41	102	49	26

NINETEENTH CIRCUIT									
GUARDIANSHIP	540	120	44	616	105	79	432	70	76
COMMITMENT-ALCOHOLIC	0	0	0	0	0	0	0	0	0
COMMITMENT-NARCOTICS	0	0	0	0	0	0	0	0	0
COMMITMENT-CIVIL	3	67	58	12	9	0	3	25	9
ADOPTION	37	129	115	50	42	5	3	6	13
ANCILLARY ADMINISTRATION	45	29	39	36	11	10	17	45	-10
SMALL ESTATES	0	61	61	0	0	0	0	0	0
DECEDENT ESTATES	477	224	160	535	172	76	287	54	58
OTHER	2	5	3	4	2	0	2	50	2
TOTALS FOR PERIOD	1107	635	487	1255	341	170	744	59	148

TWENTIETH CIRCUIT									

FAULKNER COUNTY DIVISION 01									
GUARDIANSHIP	26	23	14	35	16	17	2	6	9
COMMITMENT-ALCOHOLIC	0	0	0	0	0	0	0	0	0
COMMITMENT-NARCOTICS	0	2	2	0	0	0	0	0	0
COMMITMENT-CIVIL	2	14	10	6	4	1	1	17	4
ADOPTION	5	25	18	12	11	1	0	0	7
ANCILLARY ADMINISTRATION	1	6	4	3	2	1	0	0	2
SMALL ESTATES	0	4	4	0	0	0	0	0	0
DECEDENT ESTATES	3	30	11	27	23	4	0	0	19
OTHER	0	1	1	0	0	0	0	0	0
TOTALS FOR PERIOD	42	105	64	83	56	24	3	4	41

PROPRATE CIRCUITS FROM 07/01/93 THROUGH 06/30/94

CIRCUIT AND COUNTY	CASES PENDING START	CASES FILED	CASES TERM-NATED	CASES PENDING AT END	AGE LESS 1 YR.	AGE OF ALL CASES PENDING 1-2 YRS.	AGE OF ALL CASES PENDING 2 YRS.	% OVER 2 YRS.	CHANGE IN CASES PENDING

FAULKNER COUNTY	DIVISION 02								
GUARDIANSHIP	96	24	7	113	19	45	49	43	17
COMMITMENT-ALCOHOLIC	0	1	0	1	1	0	0	0	1
COMMITMENT-NARCOTICS	0	0	0	0	0	0	0	0	0
COMMITMENT-CIVIL	0	7	7	0	0	0	0	0	0
ADOPTION	4	8	5	7	5	1	1	14	3
ANCILLARY ADMINISTRATION	2	0	1	1	0	1	0	0	-1
SMALL ESTATES	0	7	7	0	0	0	0	0	0
DECEDENT ESTATES	29	24	12	41	19	10	12	29	12
OTHER	0	0	0	0	0	0	0	0	0
TOTALS FOR PERIOD	131	71	39	163	44	57	62	38	32

FAULKNER COUNTY	DIVISION 03								
GUARDIANSHIP	733	35	14	754	31	100	523	83	21
COMMITMENT-ALCOHOLIC	3	0	0	3	0	0	3	100	0
COMMITMENT-NARCOTICS	0	2	1	1	1	0	0	0	1
COMMITMENT-CIVIL	1	7	7	1	0	0	1	100	0
ADOPTION	17	15	14	18	6	1	11	61	1
ANCILLARY ADMINISTRATION	4	5	2	7	4	0	3	43	3
SMALL ESTATES	0	10	10	0	0	0	0	0	0
DECEDENT ESTATES	274	33	27	280	27	16	237	95	6
OTHER	1	3	0	4	3	0	1	25	3
TOTALS FOR PERIOD	1032	110	75	1073	72	117	384	82	35

FAULKNER COUNTY	DIVISION 04								
GUARDIANSHIP	855	82	35	902	66	162	674	75	47
COMMITMENT-ALCOHOLIC	8	1	0	9	1	0	8	89	1
COMMITMENT-NARCOTICS	0	4	3	1	1	0	0	0	1
COMMITMENT-CIVIL	3	28	24	7	4	1	2	29	4
ADOPTION	26	48	37	37	22	3	12	32	11
ANCILLARY ADMINISTRATION	7	11	7	11	6	2	3	27	4
SMALL ESTATES	0	21	21	0	0	0	0	0	0
DECEDENT ESTATES	311	37	50	348	69	30	249	72	37
OTHER	1	4	1	4	3	0	1	25	3
TOTALS FOR PERIOD	1211	226	178	1319	172	198	949	72	108

SEARCY COUNTY	DIVISION 01								
GUARDIANSHIP	2	0	0	2	0	0	2	100	0
COMMITMENT-ALCOHOLIC	0	0	0	0	0	0	0	0	0
COMMITMENT-NARCOTICS	0	0	0	0	0	0	0	0	0
COMMITMENT-CIVIL	0	1	0	1	1	0	0	0	1
ADOPTION	0	0	0	0	0	0	0	0	0
ANCILLARY ADMINISTRATION	0	0	0	0	0	0	0	0	0
SMALL ESTATES	0	0	0	0	0	0	0	0	0
DECEDENT ESTATES	0	0	0	0	0	0	0	0	0
OTHER	0	0	0	0	0	0	0	0	0
TOTALS FOR PERIOD	2	1	0	3	1	0	2	67	1

PROBATE CIRCUITS FROM 07/01/93 THROUGH 06/30/94

CIRCUIT AND COUNTY	CASES PENDING START	CASES FILED	CASES TERMI-NATED	CASES PENDING AT END	AGE OF ALL CASES LESS 1 YR.	1-2 YRS.	PENDING OVER 2 YRS.	% OVER 2 YRS.	CHANGE IN CASES PENDING

SEARCY COUNTY	DIVISION 02								
GUARDIANSHIP	9	1	0	10	1	1	8	80	1
COMMITMENT-ALCOHOLIC	0	0	0	0	0	0	0	0	0
COMMITMENT-NARCOTICS	0	0	0	0	0	0	0	0	0
COMMITMENT-CIVIL	1	1	1	1	0	0	1	100	0
ADOPTION	1	2	2	1	1	0	0	0	0
ANCILLARY ADMINISTRATION	0	0	0	0	0	0	0	0	0
SMALL ESTATES	0	1	1	0	0	0	0	0	0
DECEDENT ESTATES	4	5	2	7	3	0	4	57	3
OTHER	0	0	0	0	0	0	0	0	0
TOTALS FOR PERIOD	15	10	6	19	5	1	13	68	4

SEARCY COUNTY	DIVISION 03								
GUARDIANSHIP	65	9	6	68	7	4	57	84	3
COMMITMENT-ALCOHOLIC	2	0	0	2	0	0	2	100	0
COMMITMENT-NARCOTICS	0	0	0	0	0	0	0	0	0
COMMITMENT-CIVIL	6	0	0	6	0	0	6	100	0
ADOPTION	2	0	0	2	0	1	1	50	0
ANCILLARY ADMINISTRATION	3	1	1	3	0	0	3	100	0
SMALL ESTATES	0	5	5	0	0	0	0	0	0
DECEDENT ESTATES	33	8	0	35	5	4	26	74	2
OTHER	0	1	1	0	0	0	0	0	0
TOTALS FOR PERIOD	111	24	19	116	12	9	95	82	5

SEARCY COUNTY	DIVISION 04								
GUARDIANSHIP	76	10	6	80	3	5	67	84	4
COMMITMENT-ALCOHOLIC	2	0	0	2	0	0	2	100	0
COMMITMENT-NARCOTICS	0	0	0	0	0	0	0	0	0
COMMITMENT-CIVIL	7	2	1	9	1	0	7	88	1
ADOPTION	3	2	2	3	1	1	1	33	0
ANCILLARY ADMINISTRATION	3	1	1	3	0	0	3	100	0
SMALL ESTATES	0	6	6	0	0	0	0	0	0
DECEDENT ESTATES	37	13	8	42	8	4	30	71	5
OTHER	0	1	1	0	0	0	0	0	0
TOTALS FOR PERIOD	129	35	25	138	18	10	110	80	10

VAN BUREN COUNTY	DIVISION 01								
GUARDIANSHIP	3	0	0	3	0	0	3	100	0
COMMITMENT-ALCOHOLIC	0	0	0	0	0	0	0	0	0
COMMITMENT-NARCOTICS	0	0	0	0	0	0	0	0	0
COMMITMENT-CIVIL	1	0	0	1	0	0	1	100	0
ADOPTION	0	2	1	1	1	0	0	0	1
ANCILLARY ADMINISTRATION	1	0	0	1	0	0	1	100	0
SMALL ESTATES	0	1	1	0	0	0	0	0	0
DECEDENT ESTATES	1	1	0	2	1	0	1	50	1
OTHER	0	0	0	0	0	0	0	0	0
TOTALS FOR PERIOD	6	4	2	8	2	0	6	75	2

PROBATE CIRCUITS FROM 07/01/93 THROUGH 06/30/94

CIRCUIT AND COUNTY	CASES PENDING START	CASES FILED	CASES TERMINATED	CASES PENDING AT END	AGE OF ALL CASES LESS 1 YR.	1-2 YRS.	PENDING OVER 2 YRS.	% OVER 2 YRS.	CHANGE IN CASES PENDING

VAN BUREN COUNTY	DIVISION 02								
GUARDIANSHIP	17	7	3	21	5	7	8	38	4
COMMITMENT-ALCOHOLIC	0	0	0	0	0	0	0	0	0
COMMITMENT-NARCOTICS	0	0	0	0	0	0	0	0	0
COMMITMENT-CIVIL	1	4	4	1	0	0	1	100	0
ADOPTION	1	7	4	4	3	1	0	0	3
ANCILLARY ADMINISTRATION	0	3	3	0	0	0	0	0	0
SMALL ESTATES	0	10	10	0	0	0	0	0	0
DECEDENT ESTATES	8	8	5	11	6	4	1	9	3
OTHER	0	0	0	0	0	0	0	0	0
TOTALS FOR PERIOD	27	39	29	37	15	12	10	27	10

VAN BUREN COUNTY	DIVISION 03								
GUARDIANSHIP	33	20	2	101	19	9	73	72	18
COMMITMENT-ALCOHOLIC	2	1	1	2	0	0	2	100	0
COMMITMENT-NARCOTICS	0	1	1	0	0	0	0	0	0
COMMITMENT-CIVIL	9	2	2	9	0	0	9	100	0
ADOPTION	6	6	7	5	1	0	4	80	-1
ANCILLARY ADMINISTRATION	4	3	0	7	3	0	4	57	3
SMALL ESTATES	0	9	9	0	0	0	0	0	0
DECEDENT ESTATES	55	14	16	53	9	7	37	70	-2
OTHER	1	3	1	3	3	0	0	0	2
TOTALS FOR PERIOD	100	59	39	180	35	16	129	72	20

VAN BUREN COUNTY	DIVISION 04								
GUARDIANSHIP	103	27	5	125	25	16	84	67	22
COMMITMENT-ALCOHOLIC	2	1	1	2	0	0	2	100	0
COMMITMENT-NARCOTICS	0	1	1	0	0	0	0	0	0
COMMITMENT-CIVIL	11	6	6	11	0	0	11	100	0
ADOPTION	7	15	12	10	5	1	4	40	3
ANCILLARY ADMINISTRATION	5	6	3	8	3	0	5	63	3
SMALL ESTATES	0	20	20	0	0	0	0	0	0
DECEDENT ESTATES	64	23	21	66	16	11	39	59	2
OTHER	1	3	1	3	3	0	0	0	2
TOTALS FOR PERIOD	193	102	70	225	52	28	145	64	32

TWENTIETH CIRCUIT	DIVISION 05								
GUARDIANSHIP	1034	119	46	1107	99	183	825	75	73
COMMITMENT-ALCOHOLIC	12	2	1	13	1	0	12	92	1
COMMITMENT-NARCOTICS	0	5	4	1	1	0	0	0	1
COMMITMENT-CIVIL	21	36	31	26	5	1	20	77	5
ADOPTION	36	65	51	50	28	5	17	34	14
ANCILLARY ADMINISTRATION	15	18	11	22	9	2	11	50	7
SMALL ESTATES	0	47	47	0	0	0	0	0	0
DECEDENT ESTATES	412	123	79	456	93	45	318	70	44
OTHER	2	3	3	7	6	0	1	14	5
TOTALS FOR PERIOD	1532	423	273	1682	242	236	1204	72	150

PROBATE CIRCUITS FROM 07/01/93 THROUGH 06/30/94

CIRCUIT AND COUNTY	CASES PENDING START	CASES FILED	CASES TERMINATED	CASES PENDING AT END	AGE OF ALL CASES PENDING LESS			% OVER 2 YRS.	CHANGE IN CASES PENDING
					1 YR.	1-2 YRS.	2 YRS.		

STATE TOTALS									
GUARDIANSHIP	19179	3050	1636	20593	2656	2531	15406	75	1414
COMMITMENT-ALCOHOLIC	180	262	331	111	36	12	63	57	-69
COMMITMENT-NARCOTICS	21	65	66	20	3	1	11	55	-1
COMMITMENT-CIVIL	884	2250	2339	745	316	115	314	42	-139
ADOPTION	1150	1703	1597	1256	627	160	467	37	106
ANCILLARY ADMINISTRATION	393	212	223	382	100	72	210	55	-11
SMALL ESTATES	1	1783	1782	2	2	0	0	0	1
DECEDENT ESTATES	12923	4254	3513	13664	3395	1946	8323	61	741
OTHER	82	252	192	142	73	13	56	39	60
TOTALS FOR PERIOD	34813	13831	11729	36915	7215	4350	24850	67	2102

	PENDING AT START	FILED	TERMI- NATED	PENDING AT END	LESS 1 YR	1 - 2 YRS	OVER 2 YRS	% OVER 2 YRS	PENDING CHANGE
CROSS COUNTY 01 19									
DELINQUENT	20	58	63	10	9	1	0	0	-10
FINS	0	24	19	5	5	0	0	0	5
DEPENDENT NEGLECT	3	5	4	4	1	0	3	75	1
PROBATION VIOLATION	14	1	10	5	1	0	4	30	-9
PATERNITY	0	0	0	0	0	0	0	0	0
CUSTODY SUPPORT	0	1	1	0	0	0	0	0	0
ADOPTION	0	1	1	0	0	0	0	0	0
TERM OF PRNTL RIGHTS	0	0	0	0	0	0	0	0	0
URESA	0	0	0	0	0	0	0	0	0
GUARDIANSHIP	0	0	0	0	0	0	0	0	0
CIVIL COMMITMENT	0	0	0	0	0	0	0	0	0
REVIEW HEARING	0	20	20	0	0	0	0	0	0
OTHER	0	0	0	0	0	0	0	0	0
TOTAL	37	110	123	24	16	1	7	29	-13
LEE COUNTY 01 39									
DELINQUENT	22	144	130	36	22	3	11	31	14
FINS	6	12	9	10	4	0	6	60	4
DEPENDENT NEGLECT	1	1	1	1	0	0	1	100	0
PROBATION VIOLATION	2	1	2	1	0	0	1	100	-1
PATERNITY	0	0	0	0	0	0	0	0	0
CUSTODY SUPPORT	0	1	0	1	1	0	0	0	1
ADOPTION	0	0	0	0	0	0	0	0	0
TERM OF PRNTL RIGHTS	0	0	0	0	0	0	0	0	0
URESA	0	0	0	0	0	0	0	0	0
GUARDIANSHIP	0	0	0	0	0	0	0	0	0
CIVIL COMMITMENT	0	0	0	0	0	0	0	0	0
REVIEW HEARING	0	11	11	0	0	0	0	0	0
OTHER	0	0	0	0	0	0	0	0	0
TOTAL	31	170	152	49	27	3	19	39	18
MONROE COUNTY 01 48									
DELINQUENT	14	110	95	29	19	0	10	34	15
FINS	4	5	1	8	4	0	4	50	4
DEPENDENT NEGLECT	3	11	0	14	11	0	3	21	11
PROBATION VIOLATION	0	0	0	0	0	0	0	0	0
PATERNITY	0	0	0	0	0	0	0	0	0
CUSTODY SUPPORT	0	0	0	0	0	0	0	0	0
ADOPTION	0	0	0	0	0	0	0	0	0
TERM OF PRNTL RIGHTS	0	0	0	0	0	0	0	0	0
URESA	0	0	0	0	0	0	0	0	0
GUARDIANSHIP	0	0	0	0	0	0	0	0	0
CIVIL COMMITMENT	0	0	0	0	0	0	0	0	0
REVIEW HEARING	0	1	1	0	0	0	0	0	0
OTHER	0	0	0	0	0	0	0	0	0
TOTAL	21	127	97	51	34	0	17	33	30

	PENDING AT START	FILED	TERMI- NATED	PENDING AT END	LESS 1 YR	1 - 2 YRS	OVER 2 YRS	% OVER 2 YRS	PENDING CHANGE
PHILLIPS COUNTY 01 54									
DELINQUENT	70	178	145	103	51	10	42	41	33
FINS	13	49	26	36	23	3	10	29	23
DEPENDENT NEGLECT	7	8	8	7	7	0	0	0	0
PROBATION VIOLATION	0	2	2	0	0	0	0	0	0
PATERNITY	1	0	0	1	0	0	1	100	0
CUSTODY SUPPORT	0	0	0	0	0	0	0	0	0
ADOPTION	0	1	0	1	1	0	0	0	1
TERM OF PRNTL RIGHTS	0	0	0	0	0	0	0	0	0
URESA	0	0	0	0	0	0	0	0	0
GUARDIANSHIP	0	0	0	0	0	0	0	0	0
CIVIL COMMITMENT	0	0	0	0	0	0	0	0	0
REVIEW HEARING	0	110	87	29	29	0	0	0	29
OTHER	0	0	0	0	0	0	0	0	0
TOTAL	91	354	269	177	111	13	53	30	86
ST. FRANCIS COUNTY 01 62									
DELINQUENT	15	131	93	53	48	3	2	4	38
FINS	3	31	15	19	17	2	0	0	16
DEPENDENT NEGLECT	16	83	29	70	62	8	0	0	54
PROBATION VIOLATION	7	9	15	1	1	0	0	0	-6
PATERNITY	0	0	0	0	0	0	0	0	0
CUSTODY SUPPORT	0	1	0	1	1	0	0	0	1
ADOPTION	0	0	0	0	0	0	0	0	0
TERM OF PRNTL RIGHTS	0	5	3	2	2	0	0	0	2
URESA	0	0	0	0	0	0	0	0	0
GUARDIANSHIP	0	0	0	0	0	0	0	0	0
CIVIL COMMITMENT	0	0	0	0	0	0	0	0	0
REVIEW HEARING	0	53	45	8	8	0	0	0	8
OTHER	0	0	0	0	0	0	0	0	0
TOTAL	41	313	200	154	139	13	2	1	113
WOODRUFF COUNTY 01 74									
DELINQUENT	4	19	14	9	6	0	3	33	5
FINS	2	7	1	8	6	1	1	13	6
DEPENDENT NEGLECT	0	0	0	0	0	0	0	0	0
PROBATION VIOLATION	1	0	0	1	0	0	1	100	0
PATERNITY	0	1	0	1	1	0	0	0	1
CUSTODY SUPPORT	0	4	1	3	3	0	0	0	3
ADOPTION	0	0	0	0	0	0	0	0	0
TERM OF PRNTL RIGHTS	0	0	0	0	0	0	0	0	0
URESA	0	0	0	0	0	0	0	0	0
GUARDIANSHIP	0	1	1	0	0	0	0	0	0
CIVIL COMMITMENT	0	0	0	0	0	0	0	0	0
REVIEW HEARING	2	7	6	3	3	0	0	0	1
OTHER	0	3	0	3	3	0	0	0	3
TOTAL	9	42	23	28	22	1	5	18	19

	PENDING AT START	FILED	TERMI- NATED	PENDING AT END	LESS 1 YR	1 - 2 YRS	OVER 2 YRS	% OVER 2 YRS	PENDING CHANGE

DISTRICT 01									
DELINQUENT	145	640	545	240	155	17	68	28	95
FINS	28	128	70	86	59	6	21	24	58
DEPENDENT NEGLECT	30	103	42	96	81	8	7	7	66
PROBATION VIOLATION	24	13	29	8	2	0	6	75	-16
PATERNITY	1	1	0	2	1	0	1	50	1
CUSTODY SUPPORT	0	7	2	5	5	0	0	0	5
ADOPTION	0	2	1	1	1	0	0	0	1
TERM OF PRNTL RIGHTS	0	5	3	2	2	0	0	0	2
URESA	0	0	0	0	0	0	0	0	0
GUARDIANSHIP	0	1	1	0	0	0	0	0	0
CIVIL COMMITMENT	0	0	0	0	0	0	0	0	0
REVIEW HEARING	2	208	170	40	40	0	0	0	38
OTHER	0	3	0	3	3	0	0	0	3
TOTAL	230	1116	363	483	349	31	103	21	253

CLAY COUNTY	02 11C								
DELINQUENT	4	21	18	7	5	0	2	29	3
FINS	2	4	5	1	1	0	0	0	-1
DEPENDENT NEGLECT	0	2	2	0	0	0	0	0	0
PROBATION VIOLATION	0	5	5	0	0	0	0	0	0
PATERNITY	6	4	3	7	3	2	2	29	1
CUSTODY SUPPORT	4	5	5	4	0	2	2	50	0
ADOPTION	0	1	1	0	0	0	0	0	0
TERM OF PRNTL RIGHTS	0	0	0	0	0	0	0	0	0
URESA	0	3	0	3	3	0	0	0	3
GUARDIANSHIP	0	0	0	0	0	0	0	0	0
CIVIL COMMITMENT	0	0	0	0	0	0	0	0	0
REVIEW HEARING	0	27	23	4	4	0	0	0	4
OTHER	0	0	0	0	0	0	0	0	0
TOTAL	16	72	62	26	16	4	6	23	10

CLAY COUNTY	02 11P								
DELINQUENT	3	22	22	3	3	0	0	0	0
FINS	3	4	6	1	0	0	1	100	-2
DEPENDENT NEGLECT	0	0	0	0	0	0	0	0	0
PROBATION VIOLATION	0	3	8	0	0	0	0	0	0
PATERNITY	7	10	12	5	2	1	2	40	-2
CUSTODY SUPPORT	1	2	2	1	1	0	0	0	0
ADOPTION	0	3	3	0	0	0	0	0	0
TERM OF PRNTL RIGHTS	1	1	2	0	0	0	0	0	-1
URESA	2	0	1	1	0	1	0	0	-1
GUARDIANSHIP	0	1	1	0	0	0	0	0	0
CIVIL COMMITMENT	0	0	0	0	0	0	0	0	0
REVIEW HEARING	0	23	23	0	0	0	0	0	0
OTHER	0	0	0	0	0	0	0	0	0
TOTAL	17	74	80	11	6	2	3	27	-6

	PENDING AT START	FILED	TERMI- NATED	PENDING AT END	LESS 1 YR	1 - 2 YRS	OVER 2 YRS	% OVER 2 YRS	PENDING CHANGE
CRAIGHEAD COUNTY 02 16J									
DELINQUENT	125	255	200	181	84	39	58	32	56
FINS	16	48	32	26	12	10	4	15	10
DEPENDENT NEGLECT	13	52	36	29	25	2	2	7	16
PROBATION VIOLATION	42	136	104	74	50	7	17	23	32
PATERNITY	0	0	0	0	0	0	0	0	0
CUSTODY SUPPORT	0	4	3	1	1	0	0	0	1
ADOPTION	2	2	0	4	2	2	0	0	2
TERM OF PRNTL RIGHTS	0	2	2	0	0	0	0	0	0
URESA	0	0	0	0	0	0	0	0	0
GUARDIANSHIP	0	2	2	0	0	0	0	0	0
CIVIL COMMITMENT	0	0	0	0	0	0	0	0	0
REVIEW HEARING	8	71	73	5	6	0	0	0	-2
OTHER	0	0	0	0	0	0	0	0	0
TOTAL	206	573	459	321	180	60	81	25	115

CRAIGHEAD COUNTY 02 16L									
DELINQUENT	0	0	0	0	0	0	0	0	0
FINS	0	0	0	0	0	0	0	0	0
DEPENDENT NEGLECT	0	0	0	0	0	0	0	0	0
PROBATION VIOLATION	0	0	0	0	0	0	0	0	0
PATERNITY	0	0	0	0	0	0	0	0	0
CUSTODY SUPPORT	0	0	0	0	0	0	0	0	0
ADOPTION	0	0	0	0	0	0	0	0	0
TERM OF PRNTL RIGHTS	0	0	0	0	0	0	0	0	0
URESA	0	0	0	0	0	0	0	0	0
GUARDIANSHIP	0	0	0	0	0	0	0	0	0
CIVIL COMMITMENT	0	0	0	0	0	0	0	0	0
REVIEW HEARING	0	0	0	0	0	0	0	0	0
OTHER	0	0	0	0	0	0	0	0	0
TOTAL	0	0	0	0	0	0	0	0	0

CRITTENDEN COUNTY 02 18									
DELINQUENT	64	375	289	150	107	8	35	23	96
FINS	15	98	72	41	33	1	7	17	26
DEPENDENT NEGLECT	14	39	44	9	9	0	0	0	-5
PROBATION VIOLATION	1	57	31	27	27	0	0	0	26
PATERNITY	0	4	3	1	1	0	0	0	1
CUSTODY SUPPORT	0	4	4	0	0	0	0	0	0
ADOPTION	0	3	3	0	0	0	0	0	0
TERM OF PRNTL RIGHTS	0	0	0	0	0	0	0	0	0
URESA	0	0	0	0	0	0	0	0	0
GUARDIANSHIP	0	9	9	0	0	0	0	0	0
CIVIL COMMITMENT	0	0	0	0	0	0	0	0	0
REVIEW HEARING	8	123	123	8	6	2	0	0	0
OTHER	0	0	0	0	0	0	0	0	0
TOTAL	102	712	578	236	183	11	42	18	134

	PENDING AT START	FILED	TERMI- NATED	PENDING AT END	LESS 1 YR	1 - 2 YRS	OVER 2 YRS	% OVER 2 YRS	PENDING CHANGE
GREENE COUNTY 02 28									
DELINQUENT	11	62	53	10	3	2	5	50	-1
FINS	4	35	35	4	2	2	0	0	0
DEPENDENT NEGLECT	11	21	12	20	13	3	4	20	9
PROBATION VIOLATION	2	10	8	4	3	0	1	25	2
PATERNITY	0	0	0	0	0	0	0	0	0
CUSTODY SUPPORT	1	1	1	1	0	0	1	100	0
ADOPTION	0	1	1	0	0	0	0	0	0
TERM OF PRNTL RIGHTS	0	3	3	0	0	0	0	0	0
URESA	0	1	1	0	0	0	0	0	0
GUARDIANSHIP	3	0	3	0	0	0	0	0	-3
CIVIL COMMITMENT	0	0	0	0	0	0	0	0	0
REVIEW HEARING	0	127	124	3	3	0	0	0	3
OTHER	0	0	0	0	0	0	0	0	0
TOTAL	32	261	251	42	24	7	11	26	10
MISSISSIPPI COUNTY 02 47B									
DELINQUENT	28	148	134	42	20	7	15	36	14
FINS	9	53	51	11	8	1	2	18	2
DEPENDENT NEGLECT	12	6	9	9	0	0	9	100	-3
PROBATION VIOLATION	11	27	24	14	6	2	6	43	3
PATERNITY	0	0	0	0	0	0	0	0	0
CUSTODY SUPPORT	0	0	0	0	0	0	0	0	0
ADOPTION	0	4	4	0	0	0	0	0	0
TERM OF PRNTL RIGHTS	2	0	2	0	0	0	0	0	-2
URESA	0	0	0	0	0	0	0	0	0
GUARDIANSHIP	1	0	1	0	0	0	0	0	-1
CIVIL COMMITMENT	0	0	0	0	0	0	0	0	0
REVIEW HEARING	33	113	90	61	54	7	0	0	28
OTHER	0	0	0	0	0	0	0	0	0
TOTAL	96	356	315	137	68	17	32	23	41
MISSISSIPPI COUNTY 02 470									
DELINQUENT	23	117	109	31	19	5	7	23	8
FINS	7	45	38	14	9	4	1	7	7
DEPENDENT NEGLECT	1	3	2	2	2	0	0	0	1
PROBATION VIOLATION	8	43	43	3	1	7	0	0	0
PATERNITY	0	1	0	1	1	0	0	0	1
CUSTODY SUPPORT	0	2	2	0	0	0	0	0	0
ADOPTION	0	2	2	0	0	0	0	0	0
TERM OF PRNTL RIGHTS	0	0	0	0	0	0	0	0	0
URESA	0	0	0	0	0	0	0	0	0
GUARDIANSHIP	0	0	0	0	0	0	0	0	0
CIVIL COMMITMENT	0	0	0	0	0	0	0	0	0
REVIEW HEARING	20	85	61	44	33	4	7	16	24
OTHER	0	0	0	0	0	0	0	0	0
TOTAL	59	298	257	100	65	20	15	15	41

	PENDING AT START	FILED	TERMI- NATED	PENDING AT END	LESS 1 YR	1 - 2 YRS	OVER 2 YRS	% OVER 2 YRS	PENDING CHANGE
POINSETT COUNTY	C2	56							
DELINQUENT	49	106	94	61	19	12	30	49	12
F.I.	20	34	30	24	5	12	7	29	4
DEPENDENT NEGLECT	0	1	1	0	0	0	0	0	0
PROBATION VIOLATION	3	20	13	10	9	1	0	0	7
PATERNITY	0	0	0	0	0	0	0	0	0
CUSTODY SUPPORT	0	0	0	0	0	0	0	0	0
ADOPTION	0	0	0	0	0	0	0	0	0
TERM OF PRNTL RIGHTS	0	0	0	0	0	0	0	0	0
URESA	0	0	0	0	0	0	0	0	0
GUARDIANSHIP	0	0	0	0	0	0	0	0	0
CIVIL COMMITMENT	0	0	0	0	0	0	0	0	0
REVIEW HEARING	1	24	25	0	0	0	0	0	-1
OTHER	0	0	0	0	0	0	0	0	0
TOTAL	73	135	163	95	33	25	37	39	22

DISTRICT 02									
DELINQUENT	307	1107	929	485	260	73	152	31	178
FINS	76	321	275	122	70	30	22	18	46
DEPENDENT NEGLECT	51	124	106	69	49	5	15	22	12
PROBATION VIOLATION	67	306	236	137	96	17	24	18	70
PATERNITY	13	19	13	14	7	3	4	29	1
CUSTODY SUPPORT	6	18	17	7	2	2	3	43	1
ADOPTION	2	16	14	4	2	2	0	0	2
TERM OF PRNTL RIGHTS	3	6	9	0	0	0	0	0	-3
URESA	2	4	2	4	3	1	0	0	2
GUARDIANSHIP	4	12	16	0	0	0	0	0	-4
CIVIL COMMITMENT	0	0	0	0	0	0	0	0	0
REVIEW HEARING	70	598	542	126	106	13	7	6	56
OTHER	0	0	0	0	0	0	0	0	0
TOTAL	601	2531	2164	968	595	146	227	23	367

JACKSON COUNTY									
DELINQUENT	10	22	18	14	8	3	3	21	4
FINS	4	7	7	4	2	0	2	50	0
DEPENDENT NEGLECT	4	11	13	2	2	0	0	0	-2
PROBATION VIOLATION	1	9	3	7	6	0	1	14	6
PATERNITY	0	27	11	16	16	0	0	0	16
CUSTODY SUPPORT	0	7	5	2	2	0	0	0	2
ADOPTION	0	1	1	0	0	0	0	0	0
TERM OF PRNTL RIGHTS	0	1	1	0	0	0	0	0	0
URESA	0	3	1	2	2	0	0	0	2
GUARDIANSHIP	0	0	0	0	0	0	0	0	0
CIVIL COMMITMENT	0	0	0	0	0	0	0	0	0
REVIEW HEARING	3	27	30	0	0	0	0	0	-3
OTHER	0	1	1	0	0	0	0	0	0
TOTAL	22	116	91	47	38	3	6	13	25

	PENDING AT START	FILED	TERMI- NATED	PENDING AT END	LESS 1 YR	1 - 2 YRS	OVER 2 YRS	% OVER 2 YRS	PENDING CHANGE
LAWRENCE COUNTY	03 38								
DELINQUENT	24	15	18	21	8	4	?	43	-3
FINS	3	9	9	3	3	0	0	0	0
DEPENDENT NEGLECT	3	7	8	2	1	0	1	50	-1
PROBATION VIOLATION	1	1	0	2	1	0	1	50	1
PATERNITY	7	23	17	13	11	1	1	8	5
CUSTODY SUPPORT	2	5	6	1	0	0	1	100	-1
ADOPTION	0	0	0	0	0	0	0	0	0
TERM OF PRNTL RIGHTS	0	0	0	0	0	0	0	0	0
URESA	0	0	0	0	0	0	0	0	0
GUARDIANSHIP	0	0	0	0	0	0	0	0	0
CIVIL COMMITMENT	0	0	0	0	0	0	0	0	0
REVIEW HEARING	1	15	15	1	1	0	0	0	0
OTHER	0	0	0	0	0	0	0	0	0
TOTAL	41	75	73	43	25	5	13	30	2
RANDOLPH COUNTY	03 81								
DELINQUENT	27	29	13	43	16	7	20	47	16
FINS	7	2	5	4	1	0	3	75	-3
DEPENDENT NEGLECT	6	12	6	12	9	0	3	25	6
PROBATION VIOLATION	1	3	2	2	2	0	0	0	1
PATERNITY	9	31	24	16	15	0	1	6	7
CUSTODY SUPPORT	2	16	12	6	4	2	0	0	4
ADOPTION	0	2	2	0	0	0	0	0	0
TERM OF PRNTL RIGHTS	0	0	0	0	0	0	0	0	0
URESA	2	0	1	1	0	1	0	0	-1
GUARDIANSHIP	0	0	0	0	0	0	0	0	0
CIVIL COMMITMENT	0	0	0	0	0	0	0	0	0
REVIEW HEARING	0	15	11	2	2	0	0	0	2
OTHER	0	0	0	0	0	0	0	0	0
TOTAL	54	108	75	86	49	10	27	31	32
SHARP COUNTY	03 83								
DELINQUENT	18	20	19	19	9	3	7	37	1
FINS	1	10	8	3	3	0	0	0	2
DEPENDENT NEGLECT	2	10	10	2	2	0	0	0	0
PROBATION VIOLATION	1	3	2	2	2	0	0	0	1
PATERNITY	7	15	13	9	9	0	0	0	2
CUSTODY SUPPORT	0	4	1	3	3	0	0	0	3
ADOPTION	0	0	0	0	0	0	0	0	0
TERM OF PRNTL RIGHTS	0	0	0	0	0	0	0	0	0
URESA	1	1	1	1	0	0	1	100	0
GUARDIANSHIP	0	1	1	0	0	0	0	0	0
CIVIL COMMITMENT	0	0	0	0	0	0	0	0	0
REVIEW HEARING	3	43	39	7	7	0	0	0	4
OTHER	0	0	0	0	0	0	0	0	0
TOTAL	33	107	94	46	35	3	8	17	13

	PENDING AT START	FILED	TERMI- NATED	PENDING AT END	LESS 1 YR	1 - 2 YRS	OVER 2 YRS	% OVER 2 YRS	PENDING CHANGE

DISTRICT 03									
DELINQUENT	70	36	63	97	41	17	39	40	13
FINS	15	23	29	14	9	0	5	36	-1
DEPENDENT NEGLECT	15	40	37	19	14	0	4	22	3
PROBATION VIOLATION	4	16	7	13	11	0	2	15	9
PATERNITY	23	96	65	54	51	1	2	4	31
CUSTODY SUPPORT	4	32	24	12	9	2	1	8	8
ADOPTION	0	3	3	0	0	0	0	0	0
TERM OF PRNTL RIGHTS	0	1	1	0	0	0	0	0	0
URESA	3	4	3	4	2	1	1	25	1
GUARDIANSHIP	0	1	1	0	0	0	0	0	0
CIVIL COMMITMENT	0	0	0	0	0	0	0	0	0
REVIEW HEARING	7	93	95	10	10	0	0	0	3
OTHER	0	1	1	0	0	0	0	0	0
TOTAL	150	406	334	222	147	21	54	24	72

MADISON COUNTY	04 44								
DELINQUENT	1	5	5	1	0	0	1	100	0
FINS	2	7	5	4	4	0	0	0	2
DEPENDENT NEGLECT	3	5	3	5	2	0	3	60	2
PROBATION VIOLATION	0	0	0	0	0	0	0	0	0
PATERNITY	7	28	16	19	17	0	2	11	12
CUSTODY SUPPORT	5	9	10	4	3	1	0	0	-1
ADOPTION	0	2	2	0	0	0	0	0	0
TERM OF PRNTL RIGHTS	0	0	0	0	0	0	0	0	0
URESA	0	5	5	0	0	0	0	0	0
GUARDIANSHIP	0	0	0	0	0	0	0	0	0
CIVIL COMMITMENT	0	0	0	0	0	0	0	0	0
REVIEW HEARING	1	9	9	1	1	0	0	0	0
OTHER	0	0	0	0	0	0	0	0	0
TOTAL	19	70	55	34	27	1	6	18	15

WASHINGTON COUNTY	04 72								
DELINQUENT	210	493	403	300	244	48	8	3	90
FINS	29	148	149	28	21	7	0	0	-1
DEPENDENT NEGLECT	21	53	57	17	6	5	6	35	-4
PROBATION VIOLATION	2	60	51	11	8	3	0	0	9
PATERNITY	107	254	223	133	102	20	16	12	31
CUSTODY SUPPORT	57	157	152	62	45	9	8	13	5
ADOPTION	0	0	0	0	0	0	0	0	0
TERM OF PRNTL RIGHTS	2	11	9	4	4	0	0	0	2
URESA	20	79	82	17	12	2	3	18	-3
GUARDIANSHIP	2	0	1	1	0	0	1	100	-1
CIVIL COMMITMENT	0	0	0	0	0	0	0	0	0
REVIEW HEARING	150	755	701	204	167	35	2	1	54
OTHER	0	1	1	0	0	0	0	0	0
TOTAL	600	2016	1334	782	609	129	44	6	182

	PENDING AT START	FILED	TERMI- NATED	PENDING AT END	LESS 1 YR	1 - 2 YRS	OVER 2 YRS	% OVER 2 YRS	PENDING CHANGE

DISTRICT 04									
DELINQUENT	211	503	413	301	244	48	9	3	90
FINS	31	155	154	32	25	7	0	0	1
DEPENDENT NEGLECT	24	58	60	22	8	5	9	41	-2
PROBATION VIOLATION	2	60	51	11	2	3	0	0	7
PATERNITY	114	282	239	157	119	20	18	11	43
CUSTODY SUPPORT	62	166	162	66	48	10	8	12	4
ADOPTION	0	2	2	0	0	0	0	0	0
TERM OF PRNTL RIGHTS	2	11	9	4	4	0	0	0	2
URESA	20	84	37	17	12	2	3	16	-3
GUARDIANSHIP	2	0	1	1	0	0	1	100	-1
CIVIL COMMITMENT	0	0	0	0	0	0	0	0	0
REVIEW HEARING	151	764	710	205	168	35	2	1	54
OTHER	0	1	1	0	0	0	0	0	0
TOTAL	619	2085	1889	816	636	130	50	6	197

FRANKLIN COUNTY 05 24C									
DELINQUENT	2	1	2	1	0	0	1	100	-1
FINS	3	3	4	2	0	1	1	50	-1
DEPENDENT NEGLECT	0	0	0	0	0	0	0	0	0
PROBATION VIOLATION	0	0	0	0	0	0	0	0	0
PATERNITY	2	4	2	4	4	0	0	0	2
CUSTODY SUPPORT	0	0	0	0	0	0	0	0	0
ADOPTION	0	0	0	0	0	0	0	0	0
TERM OF PRNTL RIGHTS	0	0	0	0	0	0	0	0	0
URESA	0	1	0	1	1	0	0	0	1
GUARDIANSHIP	0	0	0	0	0	0	0	0	0
CIVIL COMMITMENT	0	0	0	0	0	0	0	0	0
REVIEW HEARING	1	1	2	0	0	0	0	0	-1
OTHER	0	0	0	0	0	0	0	0	0
TOTAL	8	10	10	6	5	1	2	25	0

FRANKLIN COUNTY 05 240									
DELINQUENT	23	56	47	32	11	7	14	44	9
FINS	5	12	14	3	1	0	2	67	-2
DEPENDENT NEGLECT	0	5	5	0	0	0	0	0	0
PROBATION VIOLATION	3	0	0	3	0	1	2	67	0
PATERNITY	1	13	2	12	11	0	1	8	11
CUSTODY SUPPORT	0	5	1	4	4	0	0	0	4
ADOPTION	0	0	0	0	0	0	0	0	0
TERM OF PRNTL RIGHTS	0	0	0	0	0	0	0	0	0
URESA	0	6	3	3	3	0	0	0	3
GUARDIANSHIP	0	0	0	0	0	0	0	0	0
CIVIL COMMITMENT	0	0	0	0	0	0	0	0	0
REVIEW HEARING	1	26	27	0	0	0	0	0	-1
OTHER	0	0	0	0	0	0	0	0	0
TOTAL	33	123	99	57	30	8	19	33	24

	PENDING AT START	FILED	TERMI- NATED	PENDING AT END	LESS 1 YR	1 - 2 YRS	OVER 2 YRS	% OVER 2 YRS	PENDING CHANGE
JOHNSON COUNTY	05 36								
DELINQUENT	64	48	33	79	17	13	49	62	15
FINS	29	27	19	37	10	7	20	54	8
DEPENDENT NEGLECT	4	15	11	3	5	0	3	38	4
PROBATION VIOLATION	0	1	1	0	0	0	0	0	0
PATERNITY	36	67	59	44	25	10	9	20	8
CUSTODY SUPPORT	12	40	29	23	16	3	4	17	11
ADOPTION	0	0	0	0	0	0	0	0	0
TERM OF PRNTL RIGHTS	0	0	0	0	0	0	0	0	0
URESA	2	1	1	2	0	0	2	100	0
GUARDIANSHIP	0	0	0	0	0	0	0	0	0
CIVIL COMMITMENT	0	0	0	0	0	0	0	0	0
REVIEW HEARING	1	40	41	0	0	0	0	0	-1
OTHER	0	0	0	0	0	0	0	0	0
TOTAL	148	239	194	193	73	33	87	45	45

POPE COUNTY	05 53								
DELINQUENT	16	113	80	49	40	3	6	12	33
FINS	17	69	70	16	9	2	5	31	-1
DEPENDENT NEGLECT	17	40	46	11	7	3	1	9	-6
PROBATION VIOLATION	0	3	3	5	5	0	0	0	5
PATERNITY	45	136	143	88	72	8	8	9	43
CUSTODY SUPPORT	27	45	42	30	11	2	17	57	3
ADOPTION	0	0	0	0	0	0	0	0	0
TERM OF PRNTL RIGHTS	0	0	0	0	0	0	0	0	0
URESA	24	89	66	47	28	10	9	19	23
GUARDIANSHIP	0	0	0	0	0	0	0	0	0
CIVIL COMMITMENT	0	0	0	0	0	0	0	0	0
REVIEW HEARING	0	207	203	4	4	0	0	0	4
OTHER	0	0	0	0	0	0	0	0	0
TOTAL	146	757	653	250	176	28	46	18	104

DISTRICT 05									
DELINQUENT	105	218	162	161	68	23	70	43	56
FINS	54	111	107	58	20	10	28	48	4
DEPENDENT NEGLECT	21	60	62	19	12	3	4	21	-2
PROBATION VIOLATION	3	9	4	3	5	1	2	25	5
PATERNITY	84	270	206	148	112	18	18	12	64
CUSTODY SUPPORT	39	90	72	57	31	5	21	37	18
ADOPTION	0	0	0	0	0	0	0	0	0
TERM OF PRNTL RIGHTS	0	0	0	0	0	0	0	0	0
URESA	26	97	70	53	32	10	11	21	27
GUARDIANSHIP	0	0	0	0	0	0	0	0	0
CIVIL COMMITMENT	0	0	0	0	0	0	0	0	0
REVIEW HEARING	3	274	273	4	4	0	0	0	1
OTHER	0	0	0	0	0	0	0	0	0
TOTAL	335	1129	956	508	284	70	154	30	173

	PENDING AT START	FILED	TERMI- NATED	PENDING AT END	LESS 1 YR	1 - 2 YRS	OVER 2 YRS	% OVER 2 YRS	PENDING CHANGE
PERRY COUNTY	06	53							
DELINQUENT	7	13	21	4	3	1	0	0	-3
FINS	1	11	6	6	6	0	0	0	5
DEPENDENT NEGLECT	0	12	10	2	2	0	0	0	2
PROBATION VIOLATION	0	1	1	0	0	0	0	0	0
PATERNITY	1	0	0	1	0	0	1	100	0
CUSTODY SUPPORT	0	0	0	0	0	0	0	0	0
ADOPTION	0	1	1	0	0	0	0	0	0
TERM OF PRNTL RIGHTS	0	2	2	0	0	0	0	0	0
URESA	0	0	0	0	0	0	0	0	0
GUARDIANSHIP	0	0	0	0	0	0	0	0	0
CIVIL COMMITMENT	0	0	0	0	0	0	0	0	0
REVIEW HEARING	13	60	57	16	15	1	0	0	3
OTHER	0	1	0	1	1	0	0	0	1
TOTAL	22	106	93	30	27	2	1	3	8

PULASKI COUNTY	06	60							
DELINQUENT	949	2043	2056	936	788	59	89	10	-13
FINS	141	226	253	114	72	24	18	16	-27
DEPENDENT NEGLECT	121	311	237	145	95	19	31	21	24
PROBATION VIOLATION	119	423	424	118	84	10	24	20	-1
PATERNITY	0	4	4	0	0	0	0	0	0
CUSTODY SUPPORT	9	57	49	17	14	3	0	0	3
ADOPTION	7	11	13	5	1	2	2	40	-2
TERM OF PRNTL RIGHTS	4	17	13	8	7	0	1	13	4
URESA	0	0	0	0	0	0	0	0	0
GUARDIANSHIP	12	16	10	18	12	3	3	17	6
CIVIL COMMITMENT	0	0	0	0	0	0	0	0	0
REVIEW HEARING	323	2827	2736	414	338	23	48	12	91
OTHER	1	6	5	2	2	0	0	0	1
TOTAL	1686	5941	5850	1777	1413	148	216	12	91

DISTRICT 06									
DELINQUENT	956	2061	2077	940	791	60	89	9	-16
FINS	142	237	259	120	78	24	18	15	-22
DEPENDENT NEGLECT	121	323	297	147	97	19	31	21	26
PROBATION VIOLATION	119	424	425	118	84	10	24	20	-1
PATERNITY	1	4	4	1	0	0	1	100	0
CUSTODY SUPPORT	9	57	49	17	14	3	0	0	8
ADOPTION	7	12	14	5	1	2	2	40	-2
TERM OF PRNTL RIGHTS	4	19	15	8	7	0	1	13	4
URESA	0	0	0	0	0	0	0	0	0
GUARDIANSHIP	12	16	10	18	12	3	3	17	6
CIVIL COMMITMENT	0	0	0	0	0	0	0	0	0
REVIEW HEARING	336	2387	2793	430	353	29	48	11	94
OTHER	1	7	5	3	3	0	0	0	2
TOTAL	1708	6047	5948	1807	1440	150	217	12	99

	PENDING AT START	FILED	TERMI- NATED	PENDING AT END	LESS 1 YR	1 - 2 YRS	OVER 2 YRS	% OVER 2 YRS	PENDING CHANGE
GRANT COUNTY 07 27									
DELINQUENT	22	80	91	11	8	2	1	9	-11
FINS	31	81	91	21	7	7	7	33	-10
DEPENDENT NEGLECT	10	9	15	4	3	1	0	0	-6
PROBATION VIOLATION	7	11	14	4	1	3	0	0	-3
PATERNITY	0	0	0	0	0	0	0	0	0
CUSTODY SUPPORT	0	0	0	0	0	0	0	0	0
ADOPTION	2	0	2	0	0	0	0	0	-2
TERM OF PRNTL RIGHTS	0	0	0	0	0	0	0	0	0
URESA	0	0	0	0	0	0	0	0	0
GUARDIANSHIP	0	0	0	0	0	0	0	0	0
CIVIL COMMITMENT	0	0	0	0	0	0	0	0	0
REVIEW HEARING	0	57	53	4	4	0	0	0	4
OTHER	0	0	0	0	0	0	0	0	0
TOTAL	72	233	266	44	23	13	8	18	-28
HOT SPRING COUNTY 07 30									
DELINQUENT	16	95	98	13	13	0	0	0	-3
FINS	3	62	68	2	2	0	0	0	-6
DEPENDENT NEGLECT	3	8	11	0	0	0	0	0	-3
PROBATION VIOLATION	0	16	16	0	0	0	0	0	0
PATERNITY	0	0	0	0	0	0	0	0	0
CUSTODY SUPPORT	0	0	0	0	0	0	0	0	0
ADOPTION	0	0	0	0	0	0	0	0	0
TERM OF PRNTL RIGHTS	0	0	0	0	0	0	0	0	0
URESA	0	0	0	0	0	0	0	0	0
GUARDIANSHIP	0	0	0	0	0	0	0	0	0
CIVIL COMMITMENT	0	0	0	0	0	0	0	0	0
REVIEW HEARING	0	46	46	0	0	0	0	0	0
OTHER	0	0	0	0	0	0	0	0	0
TOTAL	27	227	239	15	15	0	0	0	-12
SALINE COUNTY 07 63									
DELINQUENT	47	267	213	101	81	13	7	7	54
FINS	48	237	234	51	20	28	3	6	3
DEPENDENT NEGLECT	13	26	34	5	4	1	0	0	-8
PROBATION VIOLATION	8	18	21	5	3	2	0	0	-3
PATERNITY	0	0	0	0	0	0	0	0	0
CUSTODY SUPPORT	2	3	4	1	1	0	0	0	-1
ADOPTION	0	0	0	0	0	0	0	0	0
TERM OF PRNTL RIGHTS	0	3	3	0	0	0	0	0	0
URESA	0	0	0	0	0	0	0	0	0
GUARDIANSHIP	0	6	6	0	0	0	0	0	0
CIVIL COMMITMENT	0	0	0	0	0	0	0	0	0
REVIEW HEARING	1	457	452	6	6	0	0	0	5
OTHER	0	0	0	0	0	0	0	0	0
TOTAL	119	1317	957	169	115	44	10	6	50

	PENDING AT START	FILED	TERMI- NATED	PENDING AT END	LESS 1 YR	1 - 2 YRS	OVER 2 YRS	% OVER 2 YRS	PENDING CHANGE

DISTRICT 07									
DELINQUENT	85	442	402	125	102	15	8	6	40
FINS	37	380	393	74	29	35	10	14	-13
DEPENDENT NEGLECT	26	43	60	9	7	2	0	0	-17
PROBATION VIOLATION	15	45	51	9	4	5	0	0	-6
PATERNITY	0	0	0	0	0	0	0	0	0
CUSTODY SUPPORT	2	3	4	1	1	0	0	0	-1
ADOPTION	2	0	2	0	0	0	0	0	-2
TERM OF PRNTL RIGHTS	0	3	3	0	0	0	0	0	0
URESA	0	0	0	0	0	0	0	0	0
GUARDIANSHIP	0	6	6	0	0	0	0	0	0
CIVIL COMMITMENT	0	0	0	0	0	0	0	0	0
REVIEW HEARING	1	560	551	10	10	0	0	0	9
OTHER	0	0	0	0	0	0	0	0	0
TOTAL	218	1482	1472	228	153	57	18	8	10

HEMPSTEAD COUNTY	08 29								
DELINQUENT	8	53	32	29	28	0	1	3	21
FINS	16	52	41	27	22	5	0	0	11
DEPENDENT NEGLECT	6	26	21	11	11	0	0	0	5
PROBATION VIOLATION	2	2	3	1	0	0	1	100	-1
PATERNITY	1	0	0	1	0	0	1	100	0
CUSTODY SUPPORT	0	0	0	0	0	0	0	0	0
ADOPTION	0	1	0	1	1	0	0	0	1
TERM OF PRNTL RIGHTS	0	0	0	0	0	0	0	0	0
URESA	0	0	0	0	0	0	0	0	0
GUARDIANSHIP	0	0	0	0	0	0	0	0	0
CIVIL COMMITMENT	0	0	0	0	0	0	0	0	0
REVIEW HEARING	2	4	6	0	0	0	0	0	-2
OTHER	0	0	0	0	0	0	0	0	0
TOTAL	35	138	103	70	62	5	3	4	35

LAFAYETTE COUNTY	08 37								
DELINQUENT	11	28	15	24	16	5	3	13	13
FINS	0	2	1	1	1	0	0	0	1
DEPENDENT NEGLECT	3	0	3	0	0	0	0	0	-3
PROBATION VIOLATION	1	5	3	3	2	0	1	33	2
PATERNITY	15	0	4	11	0	0	11	100	-4
CUSTODY SUPPORT	10	12	14	8	4	3	1	13	-2
ADOPTION	0	0	0	0	0	0	0	0	0
TERM OF PRNTL RIGHTS	0	0	0	0	0	0	0	0	0
URESA	2	0	0	2	0	0	2	100	0
GUARDIANSHIP	0	0	0	0	0	0	0	0	0
CIVIL COMMITMENT	0	0	0	0	0	0	0	0	0
REVIEW HEARING	0	24	24	0	0	0	0	0	0
OTHER	0	0	0	0	0	0	0	0	0
TOTAL	42	71	64	40	23	8	18	37	7

	PENDING AT START	FILED	TERMI- NATED	PENDING AT END	LESS 1 YR	1 - 2 YRS	OVER 2 YRS	% OVER 2 YRS	PENDING CHANGE
MILLER COUNTY	08	46							
DELINQUENT	245	415	363	297	150	117	30	10	52
FINS	145	99	112	132	39	61	32	24	-13
DEPENDENT NEGLECT	9	55	30	34	27	2	5	15	25
PROBATION VIOLATION	1	4	4	1	0	0	1	100	0
PATERNITY	0	0	0	0	0	0	0	0	0
CUSTODY SUPPORT	0	1	1	0	0	0	0	0	0
ADOPTION	0	5	5	0	0	0	0	0	0
TERM OF PRNTL RIGHTS	0	0	0	0	0	0	0	0	0
URESA	0	0	0	0	0	0	0	0	0
GUARDIANSHIP	1	0	0	1	0	1	0	0	0
CIVIL COMMITMENT	0	0	0	0	0	0	0	0	0
REVIEW HEARING	14	206	212	2	2	0	0	0	-12
OTHER	0	0	0	0	0	0	0	0	0
TOTAL	415	785	733	467	218	131	68	15	52

NEVADA COUNTY	08	50							
DELINQUENT	8	13	15	6	3	3	0	0	-2
FINS	0	3	2	1	1	0	0	0	1
DEPENDENT NEGLECT	0	6	5	1	1	0	0	0	1
PROBATION VIOLATION	7	1	4	4	0	2	2	50	-3
PATERNITY	0	0	0	0	0	0	0	0	0
CUSTODY SUPPORT	0	2	0	2	2	0	0	0	2
ADOPTION	0	0	0	0	0	0	0	0	0
TERM OF PRNTL RIGHTS	0	0	0	0	0	0	0	0	0
URESA	0	0	0	0	0	0	0	0	0
GUARDIANSHIP	0	0	0	0	0	0	0	0	0
CIVIL COMMITMENT	0	0	0	0	0	0	0	0	0
REVIEW HEARING	3	31	25	9	8	1	0	0	6
OTHER	0	0	0	0	0	0	0	0	0
TOTAL	18	56	51	23	15	6	2	9	5

DISTRICT 08									
DELINQUENT	272	509	425	356	197	125	34	10	84
FINS	161	156	156	161	53	66	32	20	0
DEPENDENT NEGLECT	18	37	59	46	39	2	5	11	28
PROBATION VIOLATION	11	12	14	9	2	2	5	56	-2
PATERNITY	16	0	4	12	0	0	12	100	-4
CUSTODY SUPPORT	10	15	15	10	6	3	1	10	0
ADOPTION	0	6	5	1	1	0	0	0	1
TERM OF PRNTL RIGHTS	0	0	0	0	0	0	0	0	0
URESA	2	0	0	2	0	0	2	100	0
GUARDIANSHIP	1	0	0	1	0	1	0	0	0
CIVIL COMMITMENT	0	0	0	0	0	0	0	0	0
REVIEW HEARING	19	265	273	11	10	1	0	0	-8
OTHER	0	0	0	0	0	0	0	0	0
TOTAL	510	1050	951	609	318	200	91	15	99

	PENDING AT START	FILED	TERMI- NATED	PENDING AT END	LESS 1 YR	1 - 2 YRS	OVER 2 YRS	% OVER 2 YRS	PENDING CHANGE
CLARK COUNTY 09E10									
DELINQUENT	22	139	151	10	10	0	0	0	-12
FINS	0	11	11	0	0	0	0	0	0
DEPENDENT NEGLECT	1	5	6	0	0	0	0	0	-1
PROBATION VIOLATION	0	3	3	0	0	0	0	0	0
PATERNITY	0	0	0	0	0	0	0	0	0
CUSTODY SUPPORT	0	0	0	0	0	0	0	0	0
ADOPTION	0	0	0	0	0	0	0	0	0
TERM OF PRNTL RIGHTS	0	0	0	0	0	0	0	0	0
URESA	0	0	0	0	0	0	0	0	0
GUARDIANSHIP	0	1	0	1	1	0	0	0	1
CIVIL COMMITMENT	0	0	0	0	0	0	0	0	0
REVIEW HEARING	5	7	11	1	1	0	0	0	-4
OTHER	0	0	0	0	0	0	0	0	0
TOTAL	28	166	182	12	12	0	0	0	-16
PIKE COUNTY 09E55									
DELINQUENT	0	61	52	9	9	0	0	0	9
FINS	1	11	12	0	0	0	0	0	-1
DEPENDENT NEGLECT	0	1	1	0	0	0	0	0	0
PROBATION VIOLATION	0	2	2	0	0	0	0	0	0
PATERNITY	0	0	0	0	0	0	0	0	0
CUSTODY SUPPORT	0	0	0	0	0	0	0	0	0
ADOPTION	0	0	0	0	0	0	0	0	0
TERM OF PRNTL RIGHTS	0	0	0	0	0	0	0	0	0
URESA	0	0	0	0	0	0	0	0	0
GUARDIANSHIP	0	1	1	0	0	0	0	0	0
CIVIL COMMITMENT	0	0	0	0	0	0	0	0	0
REVIEW HEARING	0	5	5	0	0	0	0	0	0
OTHER	0	0	0	0	0	0	0	0	0
TOTAL	1	81	73	9	9	0	0	0	8
<hr/>									
DISTRICT 09E									
DELINQUENT	22	200	203	19	19	0	0	0	-3
FINS	1	22	23	0	0	0	0	0	-1
DEPENDENT NEGLECT	1	6	7	0	0	0	0	0	-1
PROBATION VIOLATION	0	5	5	0	0	0	0	0	0
PATERNITY	0	0	0	0	0	0	0	0	0
CUSTODY SUPPORT	0	0	0	0	0	0	0	0	0
ADOPTION	0	0	0	0	0	0	0	0	0
TERM OF PRNTL RIGHTS	0	0	0	0	0	0	0	0	0
URESA	0	0	0	0	0	0	0	0	0
GUARDIANSHIP	0	2	1	1	1	0	0	0	1
CIVIL COMMITMENT	0	0	0	0	0	0	0	0	0
REVIEW HEARING	5	12	15	1	1	0	0	0	-4
OTHER	0	0	0	0	0	0	0	0	0
TOTAL	29	247	255	21	21	0	0	0	-8

	PENDING AT START	FILED	TERMI- NATED	PENDING AT END	LESS 1 YR	1 - 2 YRS	OVER 2 YRS	% OVER 2 YRS	PENDING CHANGE
HOWARD COUNTY 09W31									
DELINQUENT	13	24	23	14	2	3	9	64	1
FINS	1	4	2	3	2	0	1	33	2
DEPENDENT NEGLECT	3	3	5	1	1	0	0	0	-2
PROBATION VIOLATION	2	5	4	3	1	2	0	0	1
PATERNITY	45	50	67	28	11	6	11	39	-17
CUSTODY SUPPORT	10	37	21	26	18	0	8	31	10
ADOPTION	0	0	0	0	0	0	0	0	0
TERM OF PRNTL RIGHTS	0	3	3	0	0	0	0	0	0
URESA	2	1	0	3	1	1	1	33	1
GUARDIANSHIP	0	0	0	0	0	0	0	0	0
CIVIL COMMITMENT	0	0	0	0	0	0	0	0	0
REVIEW HEARING	1	47	40	8	5	0	0	0	7
OTHER	0	0	0	0	0	0	0	0	0
TOTAL	77	174	165	86	44	12	30	35	9
LITTLE RIVER COUNTY 09W41									
DELINQUENT	27	52	58	21	3	4	14	67	-6
FINS	2	10	10	2	1	0	1	50	0
DEPENDENT NEGLECT	3	3	3	3	0	3	0	0	0
PROBATION VIOLATION	4	13	9	8	4	2	2	25	4
PATERNITY	0	0	0	0	0	0	0	0	0
CUSTODY SUPPORT	0	0	0	0	0	0	0	0	0
ADOPTION	0	0	0	0	0	0	0	0	0
TERM OF PRNTL RIGHTS	0	0	0	0	0	0	0	0	0
URESA	0	0	0	0	0	0	0	0	0
GUARDIANSHIP	0	1	1	0	0	0	0	0	0
CIVIL COMMITMENT	0	0	0	0	0	0	0	0	0
REVIEW HEARING	0	32	32	0	0	0	0	0	0
OTHER	0	0	0	0	0	0	0	0	0
TOTAL	36	111	113	34	8	9	17	50	-2
SEVIER COUNTY 09W67									
DELINQUENT	14	39	39	14	5	3	6	43	0
FINS	5	9	10	4	0	3	1	25	-1
DEPENDENT NEGLECT	0	6	6	0	0	0	0	0	0
PROBATION VIOLATION	8	0	6	2	0	2	0	0	-6
PATERNITY	0	0	0	0	0	0	0	0	0
CUSTODY SUPPORT	0	0	0	0	0	0	0	0	0
ADOPTION	0	0	0	0	0	0	0	0	0
TERM OF PRNTL RIGHTS	0	2	2	0	0	0	0	0	0
URESA	0	0	0	0	0	0	0	0	0
GUARDIANSHIP	0	0	0	0	0	0	0	0	0
CIVIL COMMITMENT	0	0	0	0	0	0	0	0	0
REVIEW HEARING	0	19	16	3	0	3	0	0	3
OTHER	0	0	0	0	0	0	0	0	0
TOTAL	27	75	79	23	5	11	7	30	-4

	PENDING AT START	FILED	TERMI- NATED	PENDING AT END	LESS 1 YR	1 - 2 YRS	OVER 2 YRS	% OVER 2 YRS	PENDING CHANGE

DISTRICT 09W									
DELINQUENT	54	115	120	49	10	10	29	59	-5
FINS	8	23	22	9	3	3	3	33	1
DEPENDENT NEGLECT	6	12	14	4	1	3	0	0	-2
PROBATION VIOLATION	14	18	19	13	5	6	2	15	-1
PATERNITY	45	50	67	28	11	6	11	39	-17
CUSTODY SUPPORT	10	37	21	26	18	0	8	31	16
ADOPTION	0	0	0	0	0	0	0	0	0
TERM OF PRNTL RIGHTS	0	5	5	0	0	0	0	0	0
URESA	2	1	0	3	1	1	1	33	1
GUARDIANSHIP	0	1	1	0	0	0	0	0	0
CIVIL COMMITMENT	0	0	0	0	0	0	0	0	0
REVIEW HEARING	1	98	38	11	8	3	0	0	10
OTHER	0	0	0	0	0	0	0	0	0
TOTAL	140	360	357	143	57	32	54	38	3

ASHLEY COUNTY	10 C2								
DELINQUENT	30	51	70	11	11	0	0	0	-19
FINS	5	8	7	6	3	1	2	33	1
DEPENDENT NEGLECT	16	10	21	5	5	0	0	0	-11
PROBATION VIOLATION	0	15	13	2	2	0	0	0	2
PATERNITY	0	0	0	0	0	0	0	0	0
CUSTODY SUPPORT	0	0	0	0	0	0	0	0	0
ADOPTION	0	2	2	0	0	0	0	0	0
TERM OF PRNTL RIGHTS	0	0	0	0	0	0	0	0	0
URESA	0	0	0	0	0	0	0	0	0
GUARDIANSHIP	1	0	1	0	0	0	0	0	-1
CIVIL COMMITMENT	0	0	0	0	0	0	0	0	0
REVIEW HEARING	3	71	52	22	22	0	0	0	19
OTHER	0	0	0	0	0	0	0	0	0
TOTAL	55	157	165	46	43	1	2	4	-9

BRADLEY COUNTY	10 C6								
DELINQUENT	17	41	42	16	7	1	8	50	-1
FINS	9	32	36	5	2	1	2	40	-4
DEPENDENT NEGLECT	4	9	9	4	4	0	0	0	0
PROBATION VIOLATION	3	13	11	5	5	0	0	0	2
PATERNITY	0	0	0	0	0	0	0	0	0
CUSTODY SUPPORT	2	0	2	0	0	0	0	0	-2
ADOPTION	0	0	0	0	0	0	0	0	0
TERM OF PRNTL RIGHTS	0	1	1	0	0	0	0	0	0
URESA	0	0	0	0	0	0	0	0	0
GUARDIANSHIP	0	0	0	0	0	0	0	0	0
CIVIL COMMITMENT	0	0	0	0	0	0	0	0	0
REVIEW HEARING	12	67	69	10	10	0	0	0	-2
OTHER	0	0	0	0	0	0	0	0	0
TOTAL	47	163	170	40	28	2	10	25	-7

Juvenile Summary 07/01/93 thru 06/30/94

	PENDING AT START	FILED	TERMI- NATED	PENDING AT END	LESS 1 YR	1 - 2 YRS	OVER 2 YRS	% OVER 2 YRS	PENDING CHANGE
DREW COUNTY	10	22							
DELINQUENT	33	29	56	6	6	J	0	0	-27
FINS	10	24	33	1	1	0	0	0	-9
DEPENDENT NEGLECT	6	27	25	3	3	J	0	0	2
PROBATION VIOLATION	2	10	11	1	1	0	0	0	-1
PATERNITY	1	0	1	0	0	0	0	0	-1
CUSTODY SUPPORT	1	3	4	0	0	0	0	0	-1
ADOPTION	0	1	1	0	0	0	0	0	0
TERM OF PRNTL RIGHTS	0	2	2	0	0	0	0	0	0
URESA	0	0	0	0	0	0	0	0	0
GUARDIANSHIP	1	1	2	0	0	0	0	0	-1
CIVIL COMMITMENT	0	0	0	0	0	0	0	0	0
REVIEW HEARING	3	72	51	29	28	0	1	3	21
OTHER	0	1	1	0	0	0	0	0	0
TOTAL	62	170	137	45	44	0	1	2	-17

DISTRICT 10									
DELINQUENT	156	353	370	139	100	11	28	20	-17
FINS	52	123	131	49	30	3	16	33	-3
DEPENDENT NEGLECT	31	68	74	25	22	1	2	8	-6
PROBATION VIOLATION	26	21	34	23	19	4	0	0	-3
PATERNITY	1	0	1	0	0	0	0	0	-1
CUSTODY SUPPORT	3	3	6	0	0	0	0	0	-3
ADOPTION	0	3	3	0	0	0	0	0	0
TERM OF PRNTL RIGHTS	0	7	7	0	0	0	0	0	0
URESA	0	0	0	0	0	0	0	0	0
GUARDIANSHIP	2	1	3	0	0	0	0	0	-2
CIVIL COMMITMENT	0	0	0	0	0	0	0	0	0
REVIEW HEARING	68	367	308	127	117	6	4	3	59
OTHER	0	1	1	0	0	0	0	0	0
TOTAL	339	1012	988	363	288	25	50	14	24

ARKANSAS COUNTY 11E01D									
DELINQUENT	15	29	27	17	12	5	0	0	2
FINS	4	23	22	5	5	0	0	0	1
DEPENDENT NEGLECT	0	13	13	5	5	0	0	0	5
PROBATION VIOLATION	1	2	2	1	0	1	0	0	0
PATERNITY	0	0	0	0	0	0	0	0	0
CUSTODY SUPPORT	0	1	0	1	1	0	0	0	1
ADOPTION	0	0	0	0	0	0	0	0	0
TERM OF PRNTL RIGHTS	0	0	0	0	0	0	0	0	0
URESA	0	0	0	0	0	0	0	0	0
GUARDIANSHIP	0	0	0	0	0	0	0	0	0
CIVIL COMMITMENT	0	0	0	0	0	0	0	0	0
REVIEW HEARING	10	11	21	0	0	0	0	0	-10
OTHER	0	0	0	0	0	0	0	0	0
TOTAL	30	64	35	29	23	6	0	0	-1

	PENDING AT START	FILED	TERMI- NATED	PENDING AT END	LESS 1 YR	1 - 2 YRS	OVER 2 YRS	% OVER 2 YRS	PENDING CHANGE
ARKANSAS COUNTY	11EC1S								
DELINQUENT	19	82	60	41	31	10	0	0	22
FINS	2	20	21	1	1	0	0	0	-1
DEPENDENT NEGLECT	1	24	10	15	15	0	0	0	14
PROBATION VIOLATION	0	3	3	0	0	0	0	0	0
PATERNITY	0	0	0	0	0	0	0	0	0
CUSTODY SUPPORT	2	0	1	1	0	0	1	100	-1
ADOPTION	0	0	0	0	0	0	0	0	0
TERM OF PRNTL RIGHTS	0	0	0	0	0	0	0	0	0
URESA	0	0	0	0	0	0	0	0	0
GUARDIANSHIP	0	0	0	0	0	0	0	0	0
CIVIL COMMITMENT	0	0	0	0	0	0	0	0	0
REVIEW HEARING	0	9	8	1	1	0	0	0	1
OTHER	0	1	0	1	1	0	0	0	1
TOTAL	24	139	103	60	49	10	1	2	36

	PENDING AT START	FILED	TERMI- NATED	PENDING AT END	LESS 1 YR	1 - 2 YRS	OVER 2 YRS	% OVER 2 YRS	PENDING CHANGE
DISTRICT 11E									
DELINQUENT	34	111	37	55	43	15	0	0	24
FINS	6	43	43	6	6	0	0	0	0
DEPENDENT NEGLECT	1	42	23	20	20	0	0	0	19
PROBATION VIOLATION	1	5	5	1	0	1	0	0	0
PATERNITY	0	0	0	0	0	0	0	0	0
CUSTODY SUPPORT	2	1	1	2	1	0	1	50	0
ADOPTION	0	0	0	0	0	0	0	0	0
TERM OF PRNTL RIGHTS	0	0	0	0	0	0	0	0	0
URESA	0	0	0	0	0	0	0	0	0
GUARDIANSHIP	0	0	0	0	0	0	0	0	0
CIVIL COMMITMENT	0	0	0	0	0	0	0	0	0
REVIEW HEARING	10	20	29	1	1	0	0	0	-9
OTHER	0	1	0	1	1	0	0	0	1
TOTAL	54	223	188	89	72	16	1	1	35

	PENDING AT START	FILED	TERMI- NATED	PENDING AT END	LESS 1 YR	1 - 2 YRS	OVER 2 YRS	% OVER 2 YRS	PENDING CHANGE
JEFFERSON COUNTY	11W35								
DELINQUENT	267	1047	1007	307	287	20	0	0	40
FINS	39	148	146	41	36	5	0	0	2
DEPENDENT NEGLECT	16	91	58	49	38	10	1	2	33
PROBATION VIOLATION	35	165	144	56	53	3	0	0	21
PATERNITY	1	0	0	1	0	1	0	0	0
CUSTODY SUPPORT	2	1	3	0	0	0	0	0	-2
ADOPTION	1	9	7	3	3	0	0	0	2
TERM OF PRNTL RIGHTS	0	5	4	1	1	0	0	0	1
URESA	0	0	0	0	0	0	0	0	0
GUARDIANSHIP	0	8	8	0	0	0	0	0	0
CIVIL COMMITMENT	0	0	0	0	0	0	0	0	0
REVIEW HEARING	2	519	508	13	13	0	0	0	11
OTHER	0	0	0	0	0	0	0	0	0
TOTAL	363	2093	1985	471	431	39	1	0	108

	PENDING AT START	FILED	TERMI- NATED	PENDING AT END	LESS 1 YR	1 - 2 YRS	OVER 2 YRS	% OVER 2 YRS	PENDING CHANGE
LINCOLN COUNTY	1140								
DELINQUENT	13	17	30	0	0	0	0	0	-13
FINS	2	24	25	1	1	0	0	0	-1
DEPENDENT NEGLECT	3	26	25	9	3	0	0	57	1
PROBATION VIOLATION	0	3	3	0	0	0	0	0	0
PATERNITY	0	0	0	0	0	0	0	0	0
CUSTODY SUPPORT	0	3	3	0	0	0	0	0	0
ADOPTION	0	0	0	0	0	0	0	0	0
TERM OF PRNTL RIGHTS	0	0	0	0	0	0	0	0	0
URESA	0	0	0	0	0	0	0	0	0
GUARDIANSHIP	0	0	0	0	0	0	0	0	0
CIVIL COMMITMENT	0	0	0	0	0	0	0	0	0
REVIEW HEARING	1	178	177	2	1	1	0	0	1
OTHER	0	0	0	0	0	0	0	0	0
TOTAL	24	251	263	12	5	1	6	50	-12

DISTRICT 11W									
DELINQUENT	230	1064	1037	307	287	20	0	0	27
FINS	41	172	171	42	37	5	0	0	1
DEPENDENT NEGLECT	24	117	83	58	41	10	7	12	34
PROBATION VIOLATION	35	168	147	56	53	3	0	0	21
PATERNITY	1	0	0	1	0	1	0	0	0
CUSTODY SUPPORT	2	4	6	0	0	0	0	0	-2
ADOPTION	1	9	7	3	3	0	0	0	2
TERM OF PRNTL RIGHTS	0	5	4	1	1	0	0	0	1
URESA	0	0	0	0	0	0	0	0	0
GUARDIANSHIP	0	8	8	0	0	0	0	0	0
CIVIL COMMITMENT	0	0	0	0	0	0	0	0	0
REVIEW HEARING	3	797	785	15	14	1	0	0	12
OTHER	0	0	0	0	0	0	0	0	0
TOTAL	337	2344	2248	483	436	40	7	1	96

CRAWFORD COUNTY 12 17									
DELINQUENT	53	125	147	31	27	3	1	3	-22
FINS	13	102	88	27	24	3	0	0	14
DEPENDENT NEGLECT	7	35	38	4	4	0	0	0	-3
PROBATION VIOLATION	4	62	54	12	11	0	1	8	8
PATERNITY	0	0	0	0	0	0	0	0	0
CUSTODY SUPPORT	0	0	0	0	0	0	0	0	0
ADOPTION	0	2	2	0	0	0	0	0	0
TERM OF PRNTL RIGHTS	0	0	0	0	0	0	0	0	0
URESA	0	0	0	0	0	0	0	0	0
GUARDIANSHIP	0	0	0	0	0	0	0	0	0
CIVIL COMMITMENT	1	0	1	0	0	0	0	0	-1
REVIEW HEARING	20	248	243	25	17	5	3	12	5
OTHER	0	0	0	0	0	0	0	0	0
TOTAL	98	574	573	99	83	11	5	5	1

	PENDING AT START	FILED	TERMI- NATED	PENDING AT END	LESS 1 YR	1 - 2 YRS	OVER 2 YRS	% OVER 2 YRS	PENDING CHANGE
SEBASTIAN COUNTY 12 66F									
DELINQUENT	32	268	247	53	43	8	2	4	21
FINS	14	235	201	48	39	8	1	2	34
DEPENDENT NEGLECT	27	72	90	9	9	0	0	0	-18
PROBATION VIOLATION	26	219	194	51	40	10	1	2	25
PATERNITY	0	1	1	0	0	0	0	0	0
CUSTODY SUPPORT	2	0	1	1	0	1	0	0	-1
ADOPTION	0	9	7	2	2	0	0	0	2
TERM OF PRNTL RIGHTS	1	5	4	2	2	0	0	0	1
URESA	0	0	0	0	0	0	0	0	0
GUARDIANSHIP	0	1	1	0	0	0	0	0	0
CIVIL COMMITMENT	0	0	0	0	0	0	0	0	0
REVIEW HEARING	53	750	733	50	71	7	2	3	17
OTHER	0	0	0	0	0	0	0	0	0
TOTAL	165	1560	1479	246	206	34	6	2	81

SEBASTIAN COUNTY 12 66G									
DELINQUENT	8	61	53	16	15	0	1	6	8
FINS	4	35	31	8	8	0	0	0	4
DEPENDENT NEGLECT	7	5	11	2	2	0	0	0	-5
PROBATION VIOLATION	2	17	16	3	3	0	0	0	1
PATERNITY	0	0	0	0	0	0	0	0	0
CUSTODY SUPPORT	0	0	0	0	0	0	0	0	0
ADOPTION	0	0	0	0	0	0	0	0	0
TERM OF PRNTL RIGHTS	0	0	0	0	0	0	0	0	0
URESA	0	0	0	0	0	0	0	0	0
GUARDIANSHIP	0	0	0	0	0	0	0	0	0
CIVIL COMMITMENT	0	0	0	0	0	0	0	0	0
REVIEW HEARING	11	49	51	9	9	0	0	0	-2
OTHER	0	0	0	0	0	0	0	0	0
TOTAL	32	168	162	39	37	0	1	3	6

DISTRICT 12									
DELINQUENT	93	454	447	100	95	11	4	4	7
FINS	31	372	320	83	71	11	1	1	52
DEPENDENT NEGLECT	41	113	139	15	15	0	0	0	-26
PROBATION VIOLATION	32	298	264	66	54	10	2	3	34
PATERNITY	0	1	1	0	0	0	0	0	0
CUSTODY SUPPORT	2	0	1	1	0	1	0	0	-1
ADOPTION	0	11	9	2	2	0	0	0	2
TERM OF PRNTL RIGHTS	1	5	4	2	2	0	0	0	1
URESA	0	0	0	0	0	0	0	0	0
GUARDIANSHIP	0	1	1	0	0	0	0	0	0
CIVIL COMMITMENT	1	0	1	0	0	0	0	0	-1
REVIEW HEARING	94	1047	1027	114	97	12	5	4	20
OTHER	0	0	0	0	0	0	0	0	0
TOTAL	295	2302	2214	383	326	45	12	3	88

Juvenile Summary 07/31/93 thru 06/30/94

REPORT DATE 10/04/94

PAGE 241

	PENDING AT START	FILED	TERMI- NATED	PENDING AT END	LESS 1 YR	1 - 2 YRS	OVER 2 YRS	% OVER 2 YRS	PENDING CHANGE
CALHOUN COUNTY	13	07							
DELINQUENT	3	7	7	3	0	1	2	67	0
FINS	1	2	2	1	0	0	1	100	0
DEPENDENT NEGLECT	2	5	4	3	2	1	0	0	1
PROBATION VIOLATION	0	1	1	0	0	0	0	0	0
PATERNITY	0	0	0	0	0	0	0	0	0
CUSTODY SUPPORT	0	0	0	0	0	0	0	0	0
ADOPTION	0	0	0	0	0	0	0	0	0
TERM OF PRNTL RIGHTS	0	1	1	0	0	0	0	0	0
URESA	0	0	0	0	0	0	0	0	0
GUARDIANSHIP	0	0	0	0	0	0	0	0	0
CIVIL COMMITMENT	0	0	0	0	0	0	0	0	0
REVIEW HEARING	3	41	41	3	3	0	0	0	0
OTHER	0	0	0	0	0	0	0	0	0
TOTAL	9	57	56	10	5	2	3	30	1
CLEVELAND COUNTY	13	13							
DELINQUENT	0	18	13	5	5	0	0	0	5
FINS	0	0	0	0	0	0	0	0	0
DEPENDENT NEGLECT	10	2	9	3	0	0	3	100	-7
PROBATION VIOLATION	0	0	0	0	0	0	0	0	0
PATERNITY	0	0	0	0	0	0	0	0	0
CUSTODY SUPPORT	0	0	0	0	0	0	0	0	0
ADOPTION	0	0	0	0	0	0	0	0	0
TERM OF PRNTL RIGHTS	0	0	0	0	0	0	0	0	0
URESA	0	0	0	0	0	0	0	0	0
GUARDIANSHIP	0	0	0	0	0	0	0	0	0
CIVIL COMMITMENT	0	0	0	0	0	0	0	0	0
REVIEW HEARING	0	27	25	2	2	0	0	0	2
OTHER	0	0	0	0	0	0	0	0	0
TOTAL	10	47	47	10	7	0	3	30	0
COLUMBIA COUNTY	13	14							
DELINQUENT	21	87	77	31	18	2	11	35	10
FINS	2	13	9	6	4	2	0	0	4
DEPENDENT NEGLECT	2	3	4	1	0	0	1	100	-1
PROBATION VIOLATION	0	5	4	1	1	0	0	0	1
PATERNITY	0	0	0	0	0	0	0	0	0
CUSTODY SUPPORT	0	0	0	0	0	0	0	0	0
ADOPTION	0	3	3	0	0	0	0	0	0
TERM OF PRNTL RIGHTS	0	2	2	0	0	0	0	0	0
URESA	0	0	0	0	0	0	0	0	0
GUARDIANSHIP	0	0	0	0	0	0	0	0	0
CIVIL COMMITMENT	0	0	0	0	0	0	0	0	0
REVIEW HEARING	5	75	71	9	7	0	2	22	4
OTHER	0	1	0	1	1	0	0	0	1
TOTAL	30	139	130	49	31	4	14	29	19

	PENDING AT START	FILED	TERMI- NATED	PENDING AT END	LESS 1 YR	1 - 2 YRS	OVER 2 YRS	% OVER 2 YRS	PENDING CHANGE
DALLAS COUNTY	13	20							
DELINQUENT	11	2	4	9	0	5	4	44	-2
FINS	1	3	3	1	0	0	1	100	0
DEPENDENT NEGLECT	7	3	9	1	1	0	0	0	-6
PROBATION VIOLATION	5	2	6	1	1	0	0	0	-4
PATERNITY	3	1	2	2	1	1	0	0	-1
CUSTODY SUPPORT	0	1	1	0	0	0	0	0	0
ADOPTION	0	0	0	0	0	0	0	0	0
TERM OF PRNTL RIGHTS	3	2	5	0	0	0	0	0	-3
URESA	0	0	0	0	0	0	0	0	0
GUARDIANSHIP	0	0	0	0	0	0	0	0	0
CIVIL COMMITMENT	0	0	0	0	0	0	0	0	0
REVIEW HEARING	3	54	50	7	7	0	0	0	4
OTHER	0	0	0	0	0	0	0	0	0
TOTAL	33	68	50	21	10	6	5	24	-12
OUACHITA COUNTY	13	52							
DELINQUENT	15	128	128	15	11	3	1	7	0
FINS	4	41	40	5	3	0	2	40	1
DEPENDENT NEGLECT	2	10	10	2	0	0	2	100	0
PROBATION VIOLATION	2	15	13	4	2	2	0	0	2
PATERNITY	2	0	1	1	0	0	1	100	-1
CUSTODY SUPPORT	2	1	1	2	1	1	0	0	0
ADOPTION	0	2	2	0	0	0	0	0	0
TERM OF PRNTL RIGHTS	0	1	1	0	0	0	0	0	0
URESA	1	0	1	0	0	0	0	0	-1
GUARDIANSHIP	3	3	6	0	0	0	0	0	-3
CIVIL COMMITMENT	0	0	0	0	0	0	0	0	0
REVIEW HEARING	2	136	136	2	1	1	0	0	0
OTHER	0	0	0	0	0	0	0	0	0
TOTAL	33	337	339	31	18	7	6	19	-2
UNION COUNTY	13	70							
DELINQUENT	57	212	185	84	44	9	31	37	27
FINS	24	77	51	50	28	8	14	28	26
DEPENDENT NEGLECT	6	18	15	9	8	0	1	11	3
PROBATION VIOLATION	4	37	28	13	9	1	3	23	9
PATERNITY	0	0	0	0	0	0	0	0	0
CUSTODY SUPPORT	0	0	0	0	0	0	0	0	0
ADOPTION	4	3	7	0	0	0	0	0	-4
TERM OF PRNTL RIGHTS	0	5	4	1	1	0	0	0	1
URESA	0	0	0	0	0	0	0	0	0
GUARDIANSHIP	0	1	1	0	0	0	0	0	0
CIVIL COMMITMENT	0	0	0	0	0	0	0	0	0
REVIEW HEARING	9	151	130	30	28	2	0	0	21
OTHER	0	0	0	0	0	0	0	0	0
TOTAL	104	504	421	187	113	20	49	26	83

Juvenile Summary 07/31/93 thru 06/30/94

	PENDING AT START	FILED	TERMI- NATED	PENDING AT END	LESS 1 YR	1 - 2 YRS	OVER 2 YRS	% OVER 2 YRS	PENDING CHANGE
DISTRICT 13									
DELINQUENT	107	454	414	147	78	20	49	33	40
FINS	32	136	105	63	35	10	18	29	31
DEPENDENT NEGLECT	29	41	51	19	11	1	7	37	-10
PROBATION VIOLATION	11	60	52	19	13	3	3	16	8
PATERNITY	5	1	3	3	1	1	1	33	-2
CUSTODY SUPPORT	2	2	2	2	1	1	0	0	0
ADOPTION	4	3	12	0	0	0	0	0	-4
TERM OF PRNTL RIGHTS	3	11	13	1	1	0	0	0	-2
URESA	1	0	1	0	0	0	0	0	-1
GUARDIANSHIP	3	4	7	0	0	0	0	0	-3
CIVIL COMMITMENT	0	0	0	0	0	0	0	0	0
REVIEW HEARING	22	434	453	53	48	3	2	4	31
OTHER	0	1	0	1	1	0	0	0	1
TOTAL	219	1202	1113	303	189	39	80	26	89
BAXTER COUNTY 14 03									
DELINQUENT	13	93	49	57	48	3	1	2	44
FINS	10	61	23	48	42	6	0	0	38
DEPENDENT NEGLECT	6	13	4	15	13	2	0	0	9
PROBATION VIOLATION	3	19	10	12	8	2	2	17	9
PATERNITY	3	4	2	5	4	0	1	20	2
CUSTODY SUPPORT	1	5	0	6	5	1	0	0	5
ADOPTION	1	5	5	1	0	0	1	100	0
TERM OF PRNTL RIGHTS	1	0	1	0	0	0	0	0	-1
URESA	0	0	0	0	0	0	0	0	0
GUARDIANSHIP	0	0	0	0	0	0	0	0	0
CIVIL COMMITMENT	0	0	0	0	0	0	0	0	0
REVIEW HEARING	9	49	50	3	7	1	0	0	-1
OTHER	0	0	0	0	0	0	0	0	0
TOTAL	47	249	144	152	127	20	5	3	105
BOONE COUNTY 14 05									
DELINQUENT	6	29	20	15	12	1	2	13	9
FINS	15	41	31	25	13	4	8	32	10
DEPENDENT NEGLECT	13	4	9	8	1	0	7	98	-5
PROBATION VIOLATION	5	1	3	3	0	1	2	67	-2
PATERNITY	0	1	1	0	0	0	0	0	0
CUSTODY SUPPORT	2	0	0	2	0	0	2	100	0
ADOPTION	0	0	0	0	0	0	0	0	0
TERM OF PRNTL RIGHTS	3	2	2	3	0	3	0	0	0
URESA	0	0	0	0	0	0	0	0	0
GUARDIANSHIP	0	0	0	0	0	0	0	0	0
CIVIL COMMITMENT	0	0	0	0	0	0	0	0	0
REVIEW HEARING	2	34	32	4	2	2	0	0	2
OTHER	0	0	0	0	0	0	0	0	0
TOTAL	46	152	142	60	28	11	21	35	14

	PENDING AT START	FILED	TERMI- NATED	PENDING AT ENC	LESS 1 YR	1 - 2 YRS	OVER 2 YRS	% OVER 2 YRS	PENDING CHANGE
MARION COUNTY	14	45							
DELINQUENT	16	29	18	27	14	3	10	37	11
FINS	13	32	23	22	14	3	5	23	9
DEPENDENT NEGLECT	7	24	9	22	15	5	2	9	15
PROBATION VIOLATION	1	4	5	3	0	3	0	0	-1
PATERNITY	0	1	0	1	1	0	0	0	1
CUSTODY SUPPORT	0	0	0	0	0	0	0	0	0
ADOPTION	0	2	2	0	0	0	0	0	0
TERM OF PRNTL RIGHTS	0	0	0	0	0	0	0	0	0
URESA	1	0	0	1	0	0	1	100	0
GUARDIANSHIP	0	0	0	0	0	0	0	0	0
CIVIL COMMITMENT	0	0	0	0	0	0	0	0	0
REVIEW HEARING	0	36	36	0	0	0	0	0	0
OTHER	0	0	0	0	0	0	0	0	0
TOTAL	38	178	143	73	44	11	18	25	35

NEWTON COUNTY	14	51							
DELINQUENT	4	0	0	4	0	0	4	100	0
FINS	5	2	0	7	2	4	1	14	2
DEPENDENT NEGLECT	8	2	3	7	2	0	5	71	-1
PROBATION VIOLATION	0	0	0	0	0	0	0	0	0
PATERNITY	1	1	0	2	1	0	1	50	1
CUSTODY SUPPORT	2	0	0	2	0	2	0	0	0
ADOPTION	0	1	1	0	0	0	0	0	0
TERM OF PRNTL RIGHTS	0	0	0	0	0	0	0	0	0
URESA	1	0	0	1	0	0	1	100	0
GUARDIANSHIP	0	0	0	0	0	0	0	0	0
CIVIL COMMITMENT	0	0	0	0	0	0	0	0	0
REVIEW HEARING	1	3	1	3	3	0	0	0	2
OTHER	0	0	0	0	0	0	0	0	0
TOTAL	22	9	5	26	8	6	12	46	4

DISTRICT 14									
DELINQUENT	39	151	87	103	74	12	17	17	64
FINS	43	136	77	102	71	17	14	14	59
DEPENDENT NEGLECT	34	43	25	52	31	7	14	27	18
PROBATION VIOLATION	9	24	18	15	8	3	4	27	6
PATERNITY	4	7	3	8	6	0	2	25	4
CUSTODY SUPPORT	5	5	0	10	5	3	2	20	5
ADOPTION	1	8	8	1	0	0	1	100	0
TERM OF PRNTL RIGHTS	4	2	3	3	0	3	0	0	-1
URESA	2	0	0	2	0	0	2	100	0
GUARDIANSHIP	0	0	0	0	0	0	0	0	0
CIVIL COMMITMENT	0	0	0	0	0	0	0	0	0
REVIEW HEARING	12	222	219	15	12	3	0	0	3
OTHER	0	0	0	0	0	0	0	0	0
TOTAL	153	598	440	311	207	43	56	18	153

Juvenile Summary 07/31/93 thru 06/30/94

	PENDING AT START	FILED	TERMI- NATED	PENDING AT END	LESS 1 YR	1 - 2 YRS	OVER 2 YRS	% OVER 2 YRS	PENDING CHANGE
CONWAY COUNTY 15 15									
DELINQUENT	13	45	34	29	28	1	0	0	11
FINS	1	2	1	2	2	0	0	0	1
DEPENDENT NEGLECT	0	9	7	2	2	0	0	0	2
PROBATION VIOLATION	0	0	0	0	0	0	0	0	0
PATERNITY	0	0	0	0	0	0	0	0	0
CUSTODY SUPPORT	0	0	0	0	0	0	0	0	0
ADOPTION	0	0	0	0	0	0	0	0	0
TERM OF PRNTL RIGHTS	0	0	0	0	0	0	0	0	0
URESA	0	0	0	0	0	0	0	0	0
GUARDIANSHIP	0	0	0	0	0	0	0	0	0
CIVIL COMMITMENT	0	0	0	0	0	0	0	0	0
REVIEW HEARING	0	77	74	1	1	0	0	0	1
OTHER	0	0	0	0	0	0	0	0	0
TOTAL	19	133	118	34	33	1	0	0	15
LOGAN COUNTY 15 42B									
DELINQUENT	9	15	20	4	4	0	0	0	-5
FINS	7	3	7	3	1	1	1	33	-4
DEPENDENT NEGLECT	1	11	9	3	3	0	0	0	2
PROBATION VIOLATION	1	0	0	1	0	0	1	100	0
PATERNITY	13	11	18	6	3	0	3	50	-7
CUSTODY SUPPORT	2	3	10	0	0	0	0	0	-2
ADOPTION	0	0	0	0	0	0	0	0	0
TERM OF PRNTL RIGHTS	0	0	0	0	0	0	0	0	0
URESA	0	0	0	0	0	0	0	0	0
GUARDIANSHIP	0	0	0	0	0	0	0	0	0
CIVIL COMMITMENT	0	0	0	0	0	0	0	0	0
REVIEW HEARING	0	10	10	0	0	0	0	0	0
OTHER	0	0	0	0	0	0	0	0	0
TOTAL	33	58	74	17	11	1	5	29	-16
LOGAN COUNTY 15 42P									
DELINQUENT	7	11	11	7	2	2	3	43	0
FINS	10	14	16	3	2	6	0	0	-2
DEPENDENT NEGLECT	3	6	7	2	0	0	2	100	-1
PROBATION VIOLATION	0	0	0	0	0	0	0	0	0
PATERNITY	9	2	9	2	0	2	0	0	-7
CUSTODY SUPPORT	10	13	14	9	6	2	1	11	-1
ADOPTION	0	0	0	0	0	0	0	0	0
TERM OF PRNTL RIGHTS	0	0	0	0	0	0	0	0	0
URESA	0	0	0	0	0	0	0	0	0
GUARDIANSHIP	0	0	0	0	0	0	0	0	0
CIVIL COMMITMENT	0	0	0	0	0	0	0	0	0
REVIEW HEARING	3	70	73	0	0	0	0	0	-3
OTHER	0	0	0	0	0	0	0	0	0
TOTAL	42	116	130	23	10	12	6	21	-14

	PENDING AT START	FILED	TERMI- NATED	PENDING AT END	LESS 1 YR	1 - 2 YRS	OVER 2 YRS	% OVER 2 YRS	PENDING CHANGE
SCOTT COUNTY 15 64									
DELINQUENT	13	11	11	13	9	2	2	15	0
FINS	0	10	7	3	3	0	0	0	3
DEPENDENT NEGLECT	2	5	4	3	3	0	0	0	1
PROBATION VIOLATION	3	4	1	6	3	3	0	0	3
PATERNITY	4	5	4	5	4	1	0	0	1
CUSTODY SUPPORT	0	4	3	1	1	0	0	0	1
ADOPTION	0	0	0	0	0	0	0	0	0
TERM OF PRNTL RIGHTS	0	0	0	0	0	0	0	0	0
URESA	0	0	0	0	0	0	0	0	0
GUARDIANSHIP	0	0	0	0	0	0	0	0	0
CIVIL COMMITMENT	0	0	0	0	0	0	0	0	0
REVIEW HEARING	8	39	45	2	2	0	0	0	-6
OTHER	0	0	0	0	0	0	0	0	0
TOTAL	30	78	75	33	25	6	2	6	3
YELL COUNTY 15 75N									
DELINQUENT	12	9	8	13	3	4	6	46	1
FINS	8	11	14	5	2	1	2	40	-3
DEPENDENT NEGLECT	1	12	10	3	3	0	0	0	2
PROBATION VIOLATION	1	4	2	3	3	0	0	0	2
PATERNITY	0	5	4	1	1	0	0	0	1
CUSTODY SUPPORT	0	3	1	2	2	0	0	0	2
ADOPTION	0	0	0	0	0	0	0	0	0
TERM OF PRNTL RIGHTS	0	0	0	0	0	0	0	0	0
URESA	0	0	0	0	0	0	0	0	0
GUARDIANSHIP	0	0	0	0	0	0	0	0	0
CIVIL COMMITMENT	0	0	0	0	0	0	0	0	0
REVIEW HEARING	0	29	29	0	0	0	0	0	0
OTHER	0	0	0	0	0	0	0	0	0
TOTAL	22	73	68	27	14	5	8	30	5
YELL COUNTY 15 75S									
DELINQUENT	2	9	7	4	3	1	0	0	2
FINS	3	7	9	1	0	1	0	0	-2
DEPENDENT NEGLECT	0	7	7	0	0	0	0	0	0
PROBATION VIOLATION	0	0	0	0	0	0	0	0	0
PATERNITY	0	4	2	2	2	0	0	0	2
CUSTODY SUPPORT	3	4	3	4	2	0	2	50	1
ADOPTION	0	0	0	0	0	0	0	0	0
TERM OF PRNTL RIGHTS	0	0	0	0	0	0	0	0	0
URESA	0	0	0	0	0	0	0	0	0
GUARDIANSHIP	0	0	0	0	0	0	0	0	0
CIVIL COMMITMENT	0	0	0	0	0	0	0	0	0
REVIEW HEARING	0	26	26	0	0	0	0	0	0
OTHER	0	0	0	0	0	0	0	0	0
TOTAL	8	57	54	11	7	2	2	18	3

	PENDING AT START	FILED	TERMI- NATED	PENDING AT END	LESS 1 YR	1 - 2 YRS	OVER 2 YRS	% OVER 2 YRS	PENDING CHANGE

DISTRICT 15									
DELINQUENT	51	100	91	70	49	10	11	16	9
FINS	29	47	54	22	10	9	3	14	-7
DEPENDENT NEGLECT	7	50	44	13	11	0	2	15	6
PROBATION VIOLATION	5	3	3	10	6	3	1	10	5
PATERNITY	26	27	37	16	10	3	3	19	-10
CUSTODY SUPPORT	15	32	31	16	11	2	3	19	1
ADOPTION	0	0	0	0	0	0	0	0	0
TERM OF PRNTL RIGHTS	0	0	0	0	0	0	0	0	0
URESA	0	0	0	0	0	0	0	0	0
GUARDIANSHIP	0	0	0	0	0	0	0	0	0
CIVIL COMMITMENT	0	0	0	0	0	0	0	0	0
REVIEW HEARING	11	251	259	3	3	0	0	0	-3
OTHER	0	0	0	0	0	0	0	0	0
TOTAL	154	515	519	150	100	27	23	15	-4

CLEBURNE COUNTY	16	12							
DELINQUENT	44	80	82	42	10	10	22	52	-2
FINS	13	73	62	24	15	3	6	25	11
DEPENDENT NEGLECT	7	15	19	3	1	2	0	0	-4
PROBATION VIOLATION	5	19	18	6	2	1	3	50	1
PATERNITY	14	17	7	24	16	2	6	25	10
CUSTODY SUPPORT	4	4	2	5	2	0	4	67	2
ADOPTION	0	0	0	0	0	0	0	0	0
TERM OF PRNTL RIGHTS	0	0	0	0	0	0	0	0	0
URESA	1	3	1	3	3	0	0	0	2
GUARDIANSHIP	0	0	0	0	0	0	0	0	0
CIVIL COMMITMENT	0	0	0	0	0	0	0	0	0
REVIEW HEARING	4	165	167	2	2	0	0	0	-2
OTHER	0	0	0	0	0	0	0	0	0
TOTAL	92	376	358	110	51	18	41	37	18

FULTON COUNTY	16	25							
DELINQUENT	11	11	16	6	0	0	6	100	-5
FINS	0	18	15	3	3	0	0	0	3
DEPENDENT NEGLECT	4	8	12	0	0	0	0	0	-4
PROBATION VIOLATION	0	0	0	0	0	0	0	0	0
PATERNITY	0	5	2	12	4	4	4	33	3
CUSTODY SUPPORT	1	2	2	1	0	0	1	100	0
ADOPTION	0	2	2	0	0	0	0	0	0
TERM OF PRNTL RIGHTS	0	0	0	0	0	0	0	0	0
URESA	0	0	0	0	0	0	0	0	0
GUARDIANSHIP	0	0	0	0	0	0	0	0	0
CIVIL COMMITMENT	0	0	0	0	0	0	0	0	0
REVIEW HEARING	1	54	54	1	0	1	0	0	0
OTHER	0	0	0	0	0	0	0	0	0
TOTAL	26	100	103	23	7	5	11	48	-3

	PENDING AT START	FILED	TERMI- NATED	PENDING AT END	LESS 1 YR	1 - 2 YRS	OVER 2 YRS	% OVER 2 YRS	PENDING CHANGE
INDEPENDENCE COUNTY 16 32									
DELINQUENT	41	158	150	39	18	3	13	33	-2
FINS	12	126	115	23	16	2	5	22	11
DEPENDENT NEGLECT	20	42	52	10	9	1	0	0	-10
PROBATION VIOLATION	4	30	30	4	1	3	0	0	0
PATERNITY	0	1	0	1	1	0	0	0	1
CUSTODY SUPPORT	0	0	0	0	0	0	0	0	0
ADOPTION	1	0	0	1	0	1	0	0	0
TERM OF PRNTL RIGHTS	0	0	0	0	0	0	0	0	0
URESA	0	0	0	0	0	0	0	0	0
GUARDIANSHIP	0	0	0	0	0	0	0	0	0
CIVIL COMMITMENT	0	2	2	0	0	0	0	0	0
REVIEW HEARING	2	555	557	0	0	0	0	0	-2
OTHER	0	0	0	0	0	0	0	0	0
TOTAL	30	914	916	78	45	15	18	23	-2
IZARD COUNTY 16 33									
DELINQUENT	4	31	31	4	1	0	3	75	0
FINS	9	33	35	7	1	1	5	71	-2
DEPENDENT NEGLECT	1	3	3	1	1	0	0	0	0
PROBATION VIOLATION	0	0	0	0	0	0	0	0	0
PATERNITY	15	12	8	19	9	4	6	32	4
CUSTODY SUPPORT	3	0	0	3	0	1	2	67	0
ADOPTION	0	0	0	0	0	0	0	0	0
TERM OF PRNTL RIGHTS	0	0	0	0	0	0	0	0	0
URESA	2	0	0	2	0	0	2	100	0
GUARDIANSHIP	0	0	0	0	0	0	0	0	0
CIVIL COMMITMENT	0	0	0	0	0	0	0	0	0
REVIEW HEARING	0	98	98	0	0	0	0	0	0
OTHER	0	0	0	0	0	0	0	0	0
TOTAL	34	177	175	36	12	6	18	50	2
STONE COUNTY 16 69									
DELINQUENT	22	49	43	28	21	4	3	11	6
FINS	21	55	55	21	8	1	12	57	0
DEPENDENT NEGLECT	6	10	15	1	1	0	0	0	-5
PROBATION VIOLATION	0	6	4	2	2	0	0	0	2
PATERNITY	2	7	5	4	3	1	0	0	2
CUSTODY SUPPORT	0	0	0	0	0	0	0	0	0
ADOPTION	0	0	0	0	0	0	0	0	0
TERM OF PRNTL RIGHTS	0	0	0	0	0	0	0	0	0
URESA	0	1	0	1	1	0	0	0	1
GUARDIANSHIP	0	0	0	0	0	0	0	0	0
CIVIL COMMITMENT	0	0	0	0	0	0	0	0	0
REVIEW HEARING	1	142	143	0	0	0	0	0	-1
OTHER	0	0	0	0	0	0	0	0	0
TOTAL	52	270	265	57	36	6	15	26	5

	PENDING AT START	FILED	TERMI- NATED	PENDING AT END	LESS 1 YR	1 - 2 YRS	OVER 2 YRS	% OVER 2 YRS	PENDING CHANGE

DISTRICT 1c									
DELINQUENT	122	329	332	119	50	22	47	39	-3
FINS	55	305	252	78	43	7	28	36	23
DEPENDENT NEGLECT	38	73	101	15	12	3	0	0	-23
PROBATION VIOLATION	9	55	52	12	5	4	3	25	5
PATERNITY	40	42	22	60	33	11	16	27	20
CUSTODY SUPPORT	8	6	4	10	2	1	7	70	2
ADOPTION	1	2	2	1	0	1	0	0	0
TERM OF PRNTL RIGHTS	0	0	0	0	0	0	0	0	0
URESA	3	4	1	0	4	0	2	33	3
GUARDIANSHIP	0	0	0	0	0	0	0	0	0
CIVIL COMMITMENT	0	2	2	0	0	0	0	0	0
REVIEW HEARING	2	1014	1019	3	2	1	0	0	-5
OTHER	0	0	0	0	0	0	0	0	0
TOTAL	284	1837	1817	304	151	50	103	34	20

PRAIRIE COUNTY	17E59N								
DELINQUENT	2	6	3	0	0	0	0	0	-2
FINS	0	4	3	1	1	0	0	0	1
DEPENDENT NEGLECT	0	4	4	0	0	0	0	0	0
PROBATION VIOLATION	0	4	4	0	0	0	0	0	0
PATERNITY	3	3	5	1	1	0	0	0	-2
CUSTODY SUPPORT	0	2	1	1	1	0	0	0	1
ADOPTION	0	0	0	0	0	0	0	0	0
TERM OF PRNTL RIGHTS	0	0	0	0	0	0	0	0	0
URESA	0	0	0	0	0	0	0	0	0
GUARDIANSHIP	0	2	2	0	0	0	0	0	0
CIVIL COMMITMENT	0	0	0	0	0	0	0	0	0
REVIEW HEARING	10	30	32	3	3	0	0	0	-2
OTHER	0	0	0	0	0	0	0	0	0
TOTAL	15	55	59	11	11	0	0	0	-4

PRAIRIE COUNTY	17E59S								
DELINQUENT	2	8	7	3	3	0	0	0	1
FINS	0	7	7	0	0	0	0	0	0
DEPENDENT NEGLECT	1	4	5	0	0	0	0	0	-1
PROBATION VIOLATION	0	4	4	0	0	0	0	0	0
PATERNITY	5	11	11	5	5	0	0	0	0
CUSTODY SUPPORT	0	3	3	0	0	0	0	0	0
ADOPTION	0	0	0	0	0	0	0	0	0
TERM OF PRNTL RIGHTS	0	0	0	0	0	0	0	0	0
URESA	0	0	0	0	0	0	0	0	0
GUARDIANSHIP	0	3	4	4	4	0	0	0	4
CIVIL COMMITMENT	0	0	0	0	0	0	0	0	0
REVIEW HEARING	18	64	67	15	15	0	0	0	-3
OTHER	0	0	0	0	0	0	0	0	0
TOTAL	26	109	108	27	27	0	0	0	1

	PENDING AT START	FILED	TERMI- NATED	PENDING AT END	LESS 1 YR	1 - 2 YRS	OVER 2 YRS	% OVER 2 YRS	PENDING CHANGE
WHITE COUNTY	17E73								
DELINQUENT	3	93	72	24	24	0	0	0	21
FINS	9	73	71	11	10	1	0	0	2
DEPENDENT NEGLECT	0	33	27	6	6	0	0	0	6
PROBATION VIOLATION	8	34	31	11	11	0	0	0	3
PATERNITY	14	133	81	66	66	0	0	0	52
CUSTODY SUPPORT	0	1*	0	0	0	0	0	0	0
ADOPTION	3	3	6	0	0	0	0	0	-3
TERM OF PRNTL RIGHTS	6	3	3	1	1	0	0	0	-5
URESA	0	0	0	0	0	0	0	0	0
GUARDIANSHIP	6	5	11	0	0	0	0	0	-6
CIVIL COMMITMENT	0	0	0	0	0	0	0	0	0
REVIEW HEARING	122	309	383	103	103	0	0	0	-19
OTHER	0	0	0	0	0	0	0	0	0
TOTAL	171	704	704	231	230	1	0	0	60

	PENDING AT START	FILED	TERMI- NATED	PENDING AT END	LESS 1 YR	1 - 2 YRS	OVER 2 YRS	% OVER 2 YRS	PENDING CHANGE
DISTRICT 17E									
DELINQUENT	7	107	37	27	27	0	0	0	20
FINS	9	84	31	12	11	1	0	0	3
DEPENDENT NEGLECT	1	41	36	5	6	0	0	0	5
PROBATION VIOLATION	3	42	39	11	11	0	0	0	3
PATERNITY	22	147	97	72	72	0	0	0	50
CUSTODY SUPPORT	0	23	13	10	10	0	0	0	10
ADOPTION	3	3	6	0	0	0	0	0	-3
TERM OF PRNTL RIGHTS	6	3	8	1	1	0	0	0	-5
URESA	0	0	0	0	0	0	0	0	0
GUARDIANSHIP	6	15	17	4	4	0	0	0	-2
CIVIL COMMITMENT	0	0	0	0	0	0	0	0	0
REVIEW HEARING	150	463	487	126	126	0	0	0	-24
OTHER	0	0	0	0	0	0	0	0	0
TOTAL	212	928	871	269	268	1	0	0	57

	PENDING AT START	FILED	TERMI- NATED	PENDING AT END	LESS 1 YR	1 - 2 YRS	OVER 2 YRS	% OVER 2 YRS	PENDING CHANGE
LONOKE COUNTY	17W43								
DELINQUENT	29	113	104	38	19	9	10	26	9
FINS	14	46	37	23	12	7	4	17	9
DEPENDENT NEGLECT	17	16	28	5	2	1	2	40	-12
PROBATION VIOLATION	0	3	3	0	0	0	0	0	0
PATERNITY	0	0	0	0	0	0	0	0	0
CUSTODY SUPPORT	0	0	0	0	0	0	0	0	0
ADOPTION	0	0	0	0	0	0	0	0	0
TERM OF PRNTL RIGHTS	0	0	0	0	0	0	0	0	0
URESA	0	0	0	0	0	0	0	0	0
GUARDIANSHIP	0	0	0	0	0	0	0	0	0
CIVIL COMMITMENT	0	0	0	0	0	0	0	0	0
REVIEW HEARING	0	32	21	11	11	0	0	0	11
OTHER	0	6	6	0	0	0	0	0	0
TOTAL	60	216	199	77	44	17	16	21	17

	PENDING AT START	FILED	TERMI- NATED	PENDING AT END	LESS 1 YR	1 - 2 YRS	OVER 2 YRS	% OVER 2 YRS	PENDING CHANGE

DISTRICT 17W									
DELINQUENT	29	113	104	33	19	9	10	26	9
FINS	14	46	37	23	12	7	4	17	9
DEPENDENT NEGLECT	17	16	28	5	2	1	2	40	-12
PROBATION VIOLATION	0	3	3	0	0	0	0	0	0
PATERNITY	0	0	0	0	0	0	0	0	0
CUSTODY SUPPORT	0	0	0	0	0	0	0	0	0
ADOPTION	0	0	0	0	0	0	0	0	0
TERM OF PRNTL RIGHTS	0	0	0	0	0	0	0	0	0
URESA	0	0	0	0	0	0	0	0	0
GUARDIANSHIP	0	0	0	0	0	0	0	0	0
CIVIL COMMITMENT	0	0	0	0	0	0	0	0	0
REVIEW HEARING	0	32	21	11	11	0	0	0	11
OTHER	0	6	6	0	0	0	0	0	0
TOTAL	60	216	199	77	44	17	16	21	17

	PENDING AT START	FILED	TERMI- NATED	PENDING AT END	LESS 1 YR	1 - 2 YRS	OVER 2 YRS	% OVER 2 YRS	PENDING CHANGE

GARLAND COUNTY 18E26									
DELINQUENT	79	576	527	128	69	24	35	27	49
FINS	5	53	50	8	4	2	2	25	3
DEPENDENT NEGLECT	8	58	48	18	11	0	7	39	10
PROBATION VIOLATION	5	34	27	13	11	2	0	0	3
PATERNITY	0	0	0	0	0	0	0	0	0
CUSTODY SUPPORT	0	0	0	0	0	0	0	0	0
ADOPTION	0	0	0	0	0	0	0	0	0
TERM OF PRNTL RIGHTS	0	0	0	0	0	0	0	0	0
URESA	0	0	0	0	0	0	0	0	0
GUARDIANSHIP	1	2	1	2	1	0	1	50	1
CIVIL COMMITMENT	0	0	0	0	0	0	0	0	0
REVIEW HEARING	0	233	233	0	0	0	0	0	0
OTHER	0	0	0	0	0	0	0	0	0
TOTAL	93	1006	935	169	96	28	45	27	71

	PENDING AT START	FILED	TERMI- NATED	PENDING AT END	LESS 1 YR	1 - 2 YRS	OVER 2 YRS	% OVER 2 YRS	PENDING CHANGE

DISTRICT 18E									
DELINQUENT	79	576	527	128	69	24	35	27	49
FINS	5	53	50	8	4	2	2	25	3
DEPENDENT NEGLECT	8	58	48	18	11	0	7	39	10
PROBATION VIOLATION	5	34	27	13	11	2	0	0	3
PATERNITY	0	0	0	0	0	0	0	0	0
CUSTODY SUPPORT	0	0	0	0	0	0	0	0	0
ADOPTION	0	0	0	0	0	0	0	0	0
TERM OF PRNTL RIGHTS	0	0	0	0	0	0	0	0	0
URESA	0	0	0	0	0	0	0	0	0
GUARDIANSHIP	1	2	1	2	1	0	1	50	1
CIVIL COMMITMENT	0	0	0	0	0	0	0	0	0
REVIEW HEARING	0	233	233	0	0	0	0	0	0
OTHER	0	0	0	0	0	0	0	0	0
TOTAL	93	1006	935	169	96	28	45	27	71

	PENDING AT START	FILED	TERMI- NATED	PENDING AT END	LESS 1 YR	1 - 2 YRS	OVER 2 YRS	% OVER 2 YRS	PENDING CHANGE
MONTGOMERY COUNTY 18W49									
DELINQUENT	5	5	4	7	5	0	2	29	2
FINS	2	2	0	4	2	0	2	50	2
DEPENDENT NEGLECT	2	13	12	3	3	0	0	0	1
PROBATION VIOLATION	0	0	0	0	0	0	0	0	0
PATERNITY	0	0	0	0	0	0	0	0	0
CUSTODY SUPPORT	0	1	1	0	0	0	0	0	0
ADOPTION	0	1	1	0	0	0	0	0	0
TERM OF PRNTL RIGHTS	0	0	0	0	0	0	0	0	0
URESA	0	0	0	0	0	0	0	0	0
GUARDIANSHIP	0	0	0	0	0	0	0	0	0
CIVIL COMMITMENT	0	0	0	0	0	0	0	0	0
REVIEW HEARING	9	29	27	11	11	0	0	0	2
OTHER	0	0	0	0	0	0	0	0	0
TOTAL	18	52	45	25	21	0	4	16	7

POLK COUNTY 18W57									
DELINQUENT	9	19	6	22	14	6	2	9	13
FINS	4	11	9	6	2	2	2	33	2
DEPENDENT NEGLECT	4	24	24	4	3	0	1	25	0
PROBATION VIOLATION	0	1	0	1	1	0	0	0	1
PATERNITY	2	3	3	2	0	0	2	100	0
CUSTODY SUPPORT	7	11	11	7	4	3	0	0	0
ADOPTION	0	2	2	0	0	0	0	0	0
TERM OF PRNTL RIGHTS	0	2	2	0	0	0	0	0	0
URESA	2	0	2	0	0	0	0	0	-2
GUARDIANSHIP	0	0	0	0	0	0	0	0	0
CIVIL COMMITMENT	0	0	0	0	0	0	0	0	0
REVIEW HEARING	1	93	92	2	1	0	1	50	1
OTHER	0	0	0	0	0	0	0	0	0
TOTAL	29	166	151	44	25	11	8	18	15

DISTRICT 18W									
DELINQUENT	14	25	10	29	19	6	4	14	15
FINS	6	13	9	10	4	2	4	40	4
DEPENDENT NEGLECT	6	37	36	7	6	0	1	14	1
PROBATION VIOLATION	0	1	0	1	1	0	0	0	1
PATERNITY	2	3	3	2	0	0	2	100	0
CUSTODY SUPPORT	7	12	12	7	4	3	0	0	0
ADOPTION	0	3	3	0	0	0	0	0	0
TERM OF PRNTL RIGHTS	0	2	2	0	0	0	0	0	0
URESA	2	0	2	0	0	0	0	0	-2
GUARDIANSHIP	0	0	0	0	0	0	0	0	0
CIVIL COMMITMENT	0	0	0	0	0	0	0	0	0
REVIEW HEARING	10	122	119	13	12	0	1	0	2
OTHER	0	0	0	0	0	0	0	0	0
TOTAL	47	213	196	69	46	11	12	17	22

	PENDING AT START	FILED	TERMI- NATED	PENDING AT ENC	LESS 1 YR	1 - 2 YRS	OVER 2 YRS	% OVER 2 YRS	PENDING CHANGE

DISTRICT 19									
DELINQUENT	77	318	232	157	140	5	12	8	80
FINS	106	423	329	200	163	15	22	11	94
DEPENDENT NEGLECT	29	85	55	49	33	5	6	12	20
PROBATION VIOLATION	20	95	67	51	39	4	3	16	31
PATERNITY	0	0	0	0	0	0	0	0	0
CUSTODY SUPPORT	0	0	0	0	0	0	0	0	0
ADOPTION	0	0	0	0	0	0	0	0	0
TERM OF PRNTL RIGHTS	4	3	5	2	0	2	0	0	-2
URESA	0	0	0	0	0	0	0	0	0
GUARDIANSHIP	0	0	0	0	0	0	0	0	0
CIVIL COMMITMENT	0	0	0	0	0	0	0	0	0
REVIEW HEARING	8	700	695	12	8	4	0	0	4
OTHER	0	0	0	0	0	0	0	0	0
TOTAL	244	1627	1400	471	388	35	43	10	227

FAULKNER COUNTY	20	23							
DELINQUENT	54	274	274	54	54	0	0	0	0
FINS	23	197	208	12	12	0	0	0	-11
DEPENDENT NEGLECT	6	39	38	7	7	0	0	0	1
PROBATION VIOLATION	3	107	99	12	12	0	0	0	9
PATERNITY	2	2	4	0	0	0	0	0	-2
CUSTODY SUPPORT	0	1	0	1	1	0	0	0	1
ADOPTION	0	1	1	0	0	0	0	0	0
TERM OF PRNTL RIGHTS	0	0	0	0	0	0	0	0	0
URESA	0	0	0	0	0	0	0	0	0
GUARDIANSHIP	0	16	8	8	8	0	0	0	8
CIVIL COMMITMENT	0	0	0	0	0	0	0	0	0
REVIEW HEARING	161	673	576	258	257	1	0	0	97
OTHER	0	2	0	2	2	0	0	0	2
TOTAL	249	1312	1207	354	353	1	0	0	105

SEARCY COUNTY	20	65							
DELINQUENT	2	11	10	3	3	0	0	0	1
FINS	1	20	12	9	9	0	0	0	8
DEPENDENT NEGLECT	0	6	4	2	2	0	0	0	2
PROBATION VIOLATION	1	3	2	2	1	1	0	0	1
PATERNITY	0	2	0	2	2	0	0	0	2
CUSTODY SUPPORT	0	0	0	0	0	0	0	0	0
ADOPTION	0	0	0	0	0	0	0	0	0
TERM OF PRNTL RIGHTS	0	2	0	2	2	0	0	0	2
URESA	0	0	0	0	0	0	0	0	0
GUARDIANSHIP	0	0	0	0	0	0	0	0	0
CIVIL COMMITMENT	0	0	0	0	0	0	0	0	0
REVIEW HEARING	20	53	59	14	14	0	0	0	-6
OTHER	0	0	0	0	0	0	0	0	0
TOTAL	24	97	87	34	33	1	0	0	10

Juvenile Summary 07/01/93 thru 06/30/94

	PENDING AT START	FILED	TERMI- NATED	PENDING AT END	LESS 1 YR	1 - 2 YRS	OVER 2 YRS	% OVER 2 YRS	PENDING CHANGE
VAN BUREN COUNTY	20	71							
DELINQUENT	13	54	65	12	12	0	0	0	-1
FINS	4	42	37	9	9	0	0	0	5
DEPENDENT NEGLECT	5	5	3	2	2	0	0	0	-3
PROBATION VIOLATION	1	18	9	10	10	0	0	0	9
PATERNITY	0	0	0	0	0	0	0	0	0
CUSTODY SUPPORT	0	0	0	0	0	0	0	0	0
ADOPTION	0	0	0	0	0	0	0	0	0
TERM OF PRNTL RIGHTS	0	0	0	0	0	0	0	0	0
URESA	0	0	0	0	0	0	0	0	0
GUARDIANSHIP	0	1	0	1	1	0	0	0	1
CIVIL COMMITMENT	0	0	0	0	0	0	0	0	0
REVIEW HEARING	42	134	129	47	45	1	1	2	5
OTHER	0	0	0	0	0	0	0	0	0
TOTAL	65	264	248	81	79	1	1	1	16

DISTRICT 20									
DELINQUENT	69	349	349	69	69	0	0	0	0
FINS	28	259	257	30	30	0	0	0	2
DEPENDENT NEGLECT	11	50	50	11	11	0	0	0	0
PROBATION VIOLATION	5	128	109	24	23	1	0	0	19
PATERNITY	2	4	4	2	2	0	0	0	0
CUSTODY SUPPORT	0	1	0	1	1	0	0	0	1
ADOPTION	0	1	1	0	0	0	0	0	0
TERM OF PRNTL RIGHTS	0	2	0	2	2	0	0	0	2
URESA	0	0	0	0	0	0	0	0	0
GUARDIANSHIP	0	17	8	9	9	0	0	0	9
CIVIL COMMITMENT	0	0	0	0	0	0	0	0	0
REVIEW HEARING	223	360	764	319	316	2	1	0	96
OTHER	0	2	0	2	2	0	0	0	2
TOTAL	338	1673	1542	469	465	3	1	0	131

STATE TOTAL									
DELINQUENT	3403	10385	9524	4264	2996	553	715	17	861
FINS	1060	3778	3434	1404	833	270	251	13	344
DEPENDENT NEGLECT	590	1700	1547	743	545	75	123	17	153
PROBATION VIOLATION	425	1963	1760	628	460	32	36	14	203
PATERNITY	400	954	774	580	425	64	91	16	130
CUSTODY SUPPORT	188	514	442	260	169	36	55	21	72
ADOPTION	21	39	32	18	10	5	3	17	-3
TERM OF PRNTL RIGHTS	27	90	91	26	20	5	1	4	-1
URESA	63	194	166	91	54	15	22	24	28
GUARDIANSHIP	31	87	32	36	27	4	5	14	5
CIVIL COMMITMENT	1	2	3	0	0	0	0	0	-1
REVIEW HEARING	1214	12376	11950	1660	1477	113	70	4	446
OTHER	1	23	14	10	10	0	0	0	9
TOTAL	7424	32155	29859	9720	7076	1222	1422	15	2296

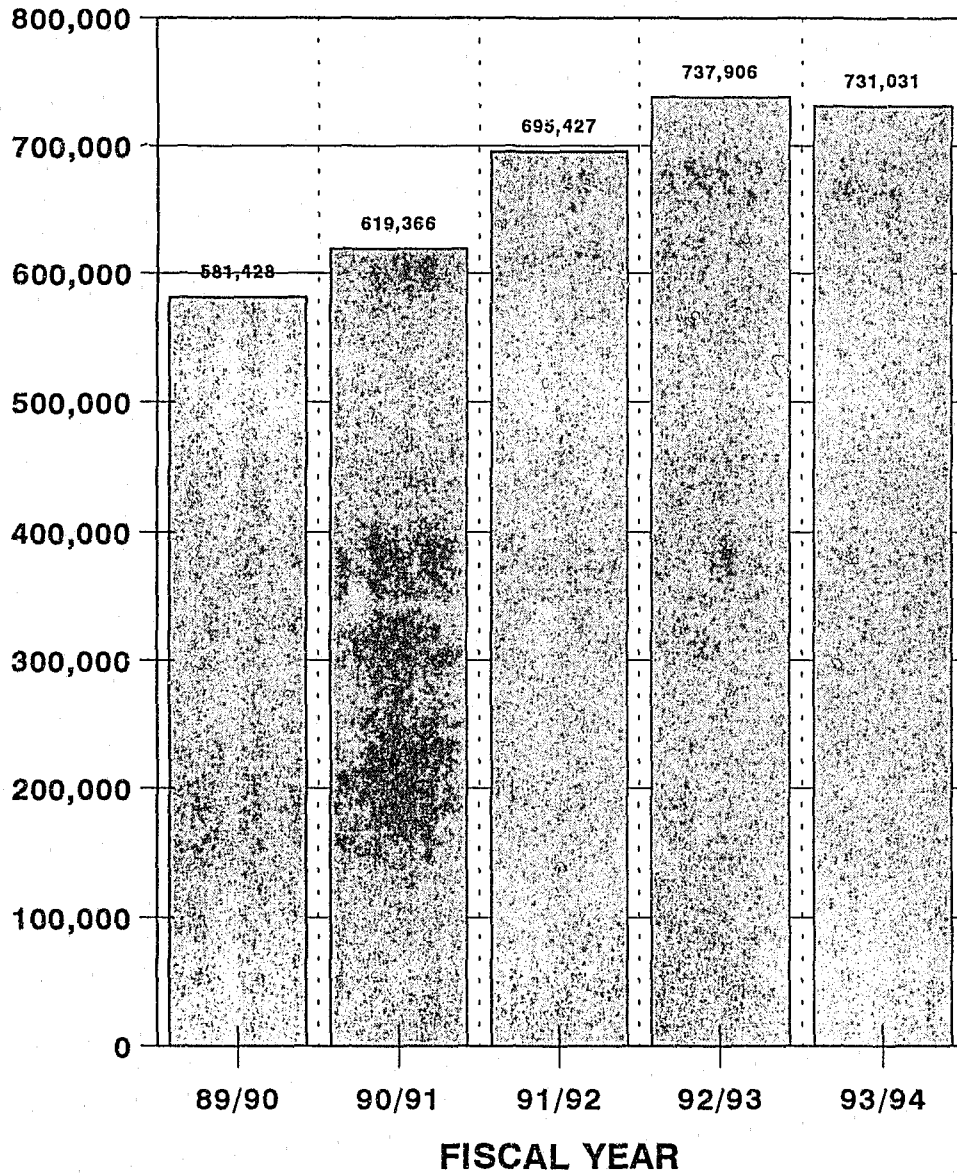


LIMITED
JURISDICTION
COURTS



MUNICIPAL COURT FILINGS

FY 89/90 - FY 93/94



MUNICIPAL AND CITY COURT STATEWIDE STATISTICS

MUNICIPAL	Filed	Convicted*	Dismissed*	Appealed*	Fines/Costs Assessed	Fines/Costs Collected
<i>Criminal</i>	255,314	144,563	45,921	12,058	20,780,078	8,792,789
<i>DWI</i>	21,974	14,796	1,845	902	10,746,272	4,259,545
<i>Other Traffic</i>	390,758	230,817	44,781	1,804	21,963,457	16,475,984
SUB TOTAL	668,046	390,176	92,547	14,764	\$53,489,807	\$29,528,318
<i>Civil</i>	62,985	29,626			1,654,346	1,906,322
TOTAL	731,031	419,802	92,547	14,764	\$55,144,153	\$31,434,640
<i>Felonies Bound Over</i>	12,436					
CITY						
<i>Criminal</i>	9,296	4,569	1,211	117	839,407	511,399
<i>DWI</i>	1,591	747	76	97	711,164	359,294
<i>Other Traffic</i>	36,977	16,269	2,103	296	2,575,284	2,185,823
SUB TOTAL	47,864	21,585	3,390	510	\$4,125,855	\$3,056,516
<i>Civil</i>	318	203			19,477	14,488
TOTAL	48,182	21,788	3,390	510	\$4,145,332	\$3,071,004
STATEWIDE TOTALS	779,213	441,590	95,937	15,274	\$59,289,485	\$34,505,644

* Due to the variety of dispositions in Limited Jurisdiction Courts, it is difficult to ascertain precise disposition figures.

ALEXANDER/PULASKI

07/93 THRU 06/94

	FILINGS	CNV	DISM	APPL	FINES	FINES	COSTS	COSTS		
NEG HOM	000000	000000	000000	000000	ASSESSED	COLLECTED	ASSESSED	COLLECTED		
MISDEMEANOR	000000	000000	000000	000000						
	000000	000000	000000	000000	\$00000000	\$00000000	\$00000000	\$00000000		
FELONIES	000000	000000	BOUND	OVER						
DWI 1	000000	000000	000000	000000	\$00000000	\$00000000	\$00000000	\$00000000		
DWI 2	000000	000000	000000	000000	\$00000000	\$00000000	\$00000000	\$00000000		
DWI 3	000000	000000	000000	000000	\$00000000	\$00000000	\$00000000	\$00000000		
OTHER TRAFF	000000	000000	000000	000000	\$00000000	\$00000000	\$00000000	\$00000000		
	000000	000000	000000	000000	00000000	00000000	\$00000000	00000000		
SMALL CLMS	000301	000000					\$0007080	\$0007080		
OTHER CIVIL	000000	000000					\$00000000	\$00000000		
	000301	000000					\$0007080	\$0007080		

ARKADELPHIA/CLARK

07/93 THRU 06/94

	FILINGS	CNV	DISM	APPL	FINES	FINES	COSTS	COSTS		
NEG HOM	000000	000000	000000	000000	ASSESSED	COLLECTED	ASSESSED	COLLECTED		
MISDEMEANOR	004052	003699	000349	000000						
	004052	003699	000349	000000	\$00226424	\$0229607	\$00251233	\$0253695		
FELONIES	000000	000001	BOUND	OVER						
DWI 1	000343	000333	000010	000000	\$00000000	\$00000000	\$00000000	\$00000000		
DWI 2	000079	000076	000003	000000	\$00000000	\$00000000	\$00000000	\$00000000		
DWI 3	000011	000011	000000	000000	\$00000000	\$00000000	\$00000000	\$00000000		
OTHER TRAFF	005959	005574	000335	000000	\$00000000	\$00000000	\$00000000	\$00000000		
	006392	005994	000398	000000	00000000	00000000	\$00000000	00000000		
SMALL CLMS	000275	000000					\$00000000	\$0007821		
OTHER CIVIL	000515	000000					\$00000000	\$0022365		
	000790	000000					\$00000000	\$0030136		

ASH FLAT/SHARP

07/93 THRU 06/94

	FILINGS	CNV	DISM	APPL	FINES	FINES	COSTS	COSTS
					ASSESSED	COLLECTED	ASSESSED	COLLECTED
NEG HOM	000000	000000	000000	000000				
MISDEMEANOR	000518	000414	000038	000001				
	-----	-----	-----	-----				
	000518	000414	000038	000001	\$00005957	\$0024343	\$00002332	\$0012075
FELONIES	000000	00001	BOUND	OVER				
DWI 1	000062	000054	000034	000001	\$0011597	\$0009140	\$0006842	\$0009065
DWI 2	000016	000015	000001	000000	\$0007845	\$0001036	\$0002892	\$0000202
DWI 3	000004	000004	000000	000000	\$0004429	\$0000000	\$0000829	\$0000000
OTHER TRAFF	001802	001533	000278	000001	\$00006860	\$00049746	\$00003799	\$00033577
	-----	-----	-----	-----				
	001884	001606	000283	000002	00030734	00059972	\$00014362	00042844
SMALL CLMS	000233	000000					\$0001128	\$0004711
OTHER CIVIL	000143	000000					\$0000577	\$0003630
	-----	-----					-----	-----
	000376	000000					\$0001705	\$0008391

ASHDOWN/LITTLE RIVER

07/93 THRU 06/94

	FILINGS	CNV	DISM	APPL	FINES	FINES	COSTS	COSTS
					ASSESSED	COLLECTED	ASSESSED	COLLECTED
NEG HOM	000000	000000	000000	000000				
MISDEMEANOR	001634	001311	000251	000000				
	-----	-----	-----	-----				
	001634	001311	000251	000000	\$00067548	\$0057545	\$00074017	\$0064700
FELONIES	000000	00000	BOUND	OVER				
DWI 1	000113	000098	000006	000001	\$0022370	\$0007525	\$0029894	\$0011940
DWI 2	000006	000003	000001	000000	\$0003233	\$0000000	\$0002468	\$0000000
DWI 3	000004	000004	000000	000000	\$0002709	\$0000000	\$0000935	\$0000000
OTHER TRAFF	002806	002561	000165	000001	\$00113123	\$00179438	\$00113102	\$00115340
	-----	-----	-----	-----				
	002929	002671	000172	000002	00141500	00136963	\$00151399	00127280
SMALL CLMS	000193	000169					\$0007201	\$0007201
OTHER CIVIL	000088	000080					\$0003231	\$0003231
	-----	-----					-----	-----
	000281	000249					\$0010432	\$0010432

AUGUSTA/WOODRUFF

07/93 THRU 06/94

	FILINGS	CNV	DISM	APPL	FINES	FINES	COSTS	COSTS
					ASSESSED	COLLECTED	ASSESSED	COLLECTED
NEG HOM	000000	000000	000000	000000				
MISDEMEANOR	000618	000287	000123	000000				
	000618	000287	000123	000000	\$00014687	\$0011800	\$00011969	\$0009849
FELONIES	000000	00007	BOUND	OVER				
DWI 1	000049	000028	000000	000000	\$0007577	\$0001947	\$0008619	\$0006345
DWI 2	000020	000011	000000	000000	\$0006300	\$0004332	\$0003568	\$0004006
DWI 3	000006	000002	000000	000000	\$0002000	\$0003337	\$0000639	\$0004690
OTHER TRAFF	000998	000626	000105	000000	\$00019275	\$00022500	\$00033630	\$00035653
	001073	000667	000105	000000	00035152	00032116	\$00046456	00050694
SMALL CLMS	000035	000018					\$0000631	\$0000631
OTHER CIVIL	000017	000006					\$0000510	\$0000510
	000052	000024					\$0001141	\$0001141

BATESVILLE/INDEPENDENCE

07/93 THRU 06/94

	FILINGS	CNV	DISM	APPL	FINES	FINES	COSTS	COSTS
					ASSESSED	COLLECTED	ASSESSED	COLLECTED
NEG HOM	000000	000000	000000	000000				
MISDEMEANOR	002470	001556	001336	000000				
	002470	001556	001336	000000	\$00157437	\$0194968	\$00085768	\$0049307
FELONIES	000000	00000	BOUND	OVER				
DWI 1	000334	000163	000074	000000	\$0098353	\$0103978	\$0061926	\$0053334
DWI 2	000000	000000	000000	000000	\$0000000	\$0000000	\$0000000	\$0000000
DWI 3	000000	000000	000000	000000	\$0000000	\$0000000	\$0000000	\$0000000
OTHER TRAFF	003892	003475	000709	000003	\$00101643	\$00114760	\$00096818	\$00080298
	004226	003638	000783	000003	00199996	00218738	\$00158744	00133632
SMALL CLMS	000076	000058					\$0001944	\$0001944
OTHER CIVIL	000857	000187					\$0020886	\$0020886
	000933	000245					\$0022830	\$0022830

BEEBE/WHITE

07/93 THRU 06/94

	FILINGS	CNV	DISM	APPL	FINES	FINES	COSTS	COSTS	
NEG HOM	000000	000000	000000	000000	ASSESSED	COLLECTED	ASSESSED	COLLECTED	
MISDEMEANOR	001149	000833	000275	000001					
	-----	-----	-----	-----					
	001149	000833	000275	000001	\$00076895	\$0042659	\$00054395	\$0027221	
FELONIES	000000	00014	BOUND	OVER					
DWI 1	000087	000074	000013	000000	\$0030130	\$0001419	\$0022620	\$0001878	
DWI 2	000006	000003	000001	000000	\$0002413	\$0000000	\$0000938	\$0000000	
DWI 3	000000	000000	000000	000000	\$0000000	\$0000000	\$0000000	\$0000000	
OTHER TRAFF	000659	000533	000171	000000	\$00023262	\$00013187	\$00039020	\$00021097	
	-----	-----	-----	-----					
	000752	000610	000185	000000	00055805	00014605	\$00062578	00022975	
SMALL CLMS	000022	000044					\$0000251	\$0000251	
OTHER CIVIL	000017	000013					\$0000316	\$0000316	
	-----	-----					-----	-----	
	000039	000057					\$0000567	\$0000567	

BENTON COUNTY-WEST/BENTON

07/93 THRU 06/94

	FILINGS	CNV	DISM	APPL	FINES	FINES	COSTS	COSTS	
NEG HOM	000000	000000	000000	000000	ASSESSED	COLLECTED	ASSESSED	COLLECTED	
MISDEMEANOR	000492	000239	000210	000009					
	-----	-----	-----	-----					
	000492	000239	000210	000009	\$00021825	\$0001686	\$00014771	\$0000796	
FELONIES	000000	00000	BOUND	OVER					
DWI 1	000059	000036	000003	000003	\$0010878	\$0001101	\$0011386	\$0000077	
DWI 2	000007	000004	000001	000000	\$0002271	\$0000000	\$0001010	\$0000000	
DWI 3	000001	000000	000001	000000	\$0001500	\$0000195	\$0000344	\$0000269	
OTHER TRAFF	001215	000476	000208	000007	\$00060786	\$00076982	\$00039086	\$00073683	
	-----	-----	-----	-----					
	001282	000516	000213	000010	00075435	00078278	\$00051826	00074029	
SMALL CLMS	000030	000017					\$0000636	\$0000686	
OTHER CIVIL	000013	000011					\$0000517	\$0000517	
	-----	-----					-----	-----	
	000043	000023					\$0001203	\$0001203	

BENTON/SALINE 07/93 THRU 06/94

	FILINGS	CNV	DISM	APPL	FINES	FINES	COSTS	COSTS
					ASSESSED	COLLECTED	ASSESSED	COLLECTED
NEG HOM	000000	000000	000000	000000				
MISDEMEANOR	004552	002465	002087	000039				
	004552	002465	002087	000089	\$00225413	\$0000000	\$00159398	\$0000000
FELONIES	000000	000000	BOUND	OVER				
DWI 1	000229	000202	000027	000050	\$0074733	\$0000000	\$0079390	\$0000000
DWI 2	000059	000057	000032	000020	\$0041302	\$0000000	\$0021005	\$0000000
DWI 3	000011	000006	000005	000002	\$0009768	\$0000000	\$0002808	\$0000000
OTHER TRAFF	003553	002413	001140	000077	\$00141077	\$00135181	\$00149607	\$00173971
	003852	002678	001174	000149	00266880	00135181	\$00252910	00173971
SMALL CLMS	000215	000226					\$0005520	\$0005520
OTHER CIVIL	000163	000183					\$0005943	\$0005943
	000378	000409					\$0011463	\$0011463

BENTONVILLE/BENTON 07/93 THRU 06/94

	FILINGS	CNV	DISM	APPL	FINES	FINES	COSTS	COSTS
					ASSESSED	COLLECTED	ASSESSED	COLLECTED
NEG HOM	000000	000000	000000	000000				
MISDEMEANOR	001272	000697	000183	000003				
	001272	000697	000183	000003	\$00048429	\$0020902	\$00031825	\$0011541
FELONIES	000000	000001	BOUND	OVER				
DWI 1	000217	000136	000017	000043	\$0070033	\$0016269	\$0035253	\$0008850
DWI 2	000034	000016	000002	000005	\$0018643	\$0001197	\$0006713	\$0001137
DWI 3	000008	000006	000000	000001	\$0002425	\$0001041	\$0000533	\$0000178
OTHER TRAFF	003507	001898	000267	000000	\$00145441	\$00069611	\$00074052	\$00046868
	003766	002056	000286	000049	00236542	00088112	\$00116551	00057033
SMALL CLMS	000189	000189					\$0005012	\$0005012
OTHER CIVIL	000076	000076					\$0003094	\$0003094
	000265	000265					\$0008106	\$0008106

BERRYVILLE/CARRCLL

07/93 THRU 06/94

	FILINGS	CNV	DISM	APPL	FINES	FINES	COSTS	COSTS
					ASSESSED	COLLECTED	ASSESSED	COLLECTED
NEG HOM	000000	000000	000000	000000				
MISDEMEANOR	000000	000000	000000	000000				
	000000	000000	000000	000000	\$00000000	\$0000000	\$00000000	\$0000000
FELONIES	000000	000000	000000	000000				
DWI 1	000163	000000	000000	000000	\$00000000	\$0000000	\$00000000	\$0000000
DWI 2	000039	000000	000000	000000	\$00000000	\$0000000	\$00000000	\$0000000
DWI 3	000015	000000	000000	000000	\$00000000	\$0000000	\$00000000	\$0000000
OTHER TRAFF	001831	000000	000000	000000	\$00000000	\$00000000	\$00000000	\$00168294
	002096	000000	000000	000000	\$00000000	\$00000000	\$00000000	\$0168294
SMALL CLMS	000114	000000					\$00000000	\$0001427
OTHER CIVIL	000742	000000					\$0002172	\$0024702
	000856	000000					\$0002172	\$0026129

BISCOE/PRAIRIE

07/93 THRU 06/94

	FILINGS	CNV	DISM	APPL	FINES	FINES	COSTS	COSTS
					ASSESSED	COLLECTED	ASSESSED	COLLECTED
NEG HOM	000000	000000	000000	000000				
MISDEMEANOR	000010	000010	000000	000000				
	000010	000010	000000	000000	\$00001310	\$0001310	\$00000412	\$0000412
FELONIES	000000	000000	000000	000000				
DWI 1	000006	000006	000000	000000	\$0002450	\$0002450	\$0001805	\$0001805
DWI 2	000001	000002	000000	000000	\$0000514	\$0000514	\$0000291	\$0000291
DWI 3	000000	000000	000000	000000	\$0000000	\$0000000	\$0000000	\$0000000
OTHER TRAFF	000104	000104	000000	000000	\$00005697	\$00004997	\$00006308	\$00006308
	000111	000112	000000	000000	00003661	00007961	\$00008404	\$0008404
SMALL CLMS	000000	000000					\$0000000	\$0000000
OTHER CIVIL	000000	000000					\$0000000	\$0000000
	000000	000000					\$0000000	\$0000000

BLYTHERVILLE/MISSISSIPPI

07/93 THRU 06/94

	FILINGS	CNV	DISM	APPL	FINES	FINES	COSTS	COSTS
NEG HOM	000000	000000	000000	000000	ASSESSED	COLLECTED	ASSESSED	COLLECTED
MISDEMEANOR	002058	001418	000640	000012				
	-----	-----	-----	-----				
	002058	001418	000640	000012	\$00124535	\$0115596	\$00088041	\$0070155
FELONIES	000000	00474	BOUND	OVER				
DWI 1	000236	000218	000018	000010	\$0065550	\$0038179	\$0069351	\$0055434
DWI 2	000055	000049	000006	000005	\$0024400	\$0012599	\$0015569	\$0009563
DWI 3	000011	000010	000001	000004	\$0010000	\$0006089	\$0003176	\$0001982
OTHER TRAFF	006252	005032	000920	000013	\$00153165	\$00304933	\$00249288	\$00249799
	-----	-----	-----	-----	-----	-----	-----	-----
	006554	005309	000945	000032	00253115	00361800	\$00337334	00316778
SMALL CLMS	000000	000000					\$0000000	\$0000000
OTHER CIVIL	000997	000730					\$0041124	\$0041124
	-----	-----					-----	-----
	000997	000730					\$0041124	\$0041124

BOONEVILLE/LOGAN

07/93 THRU 06/94

	FILINGS	CNV	DISM	APPL	FINES	FINES	COSTS	COSTS
NEG HOM	000000	000000	000000	000000	ASSESSED	COLLECTED	ASSESSED	COLLECTED
MISDEMEANOR	000241	000175	000041	000000				
	-----	-----	-----	-----				
	000241	000175	000041	000000	\$00044385	\$0024090	\$00015160	\$0009090
FELONIES	000000	00000	BOUND	OVER				
DWI 1	000040	000020	000000	000000	\$0024578	\$0000000	\$0002439	\$0000000
DWI 2	000007	000004	000000	000000	\$0005673	\$0000000	\$0000385	\$0000000
DWI 3	000002	000000	000000	000000	\$0002638	\$0000000	\$0000132	\$0000000
OTHER TRAFF	000709	000615	000096	000000	\$00080226	\$00024225	\$00042863	\$00013668
	-----	-----	-----	-----	-----	-----	-----	-----
	000758	000639	000096	000000	00113115	00024225	\$00045869	00013668
SMALL CLMS	000084	000078					\$0002397	\$0002397
OTHER CIVIL	000131	000120					\$0002910	\$0002910
	-----	-----					-----	-----
	000215	000198					\$0005307	\$0005307

BRINKLEY/MONROE 07/93 THRU 06/94

```

*****
FILINGS  CNV  DISM  APPL  FINES  FINES  COSTS  COSTS
NEG HOM   000000 000000 000000 000000 ASSESSED COLLECTED ASSESSED COLLECTED
MISDEMEANOR 001235 000842 000240 000001
-----
001235 000842 000240 000001 $00035448 $0032241 $00036960 $0034473

FELONIES  000000 00072 BOUND OVER

DWI 1     000192 000110 000003 000003 $0029870 $0035845 $0035739 $0042791
DWI 2     000034 000016 000000 000001 $0007420 $0007499 $0005221 $0006640
DWI 3     000006 000002 000000 000000 $0001650 $0002811 $0000652 $0001456
OTHER TRAFF 002599 001978 000126 000003 $00090091 $00119635 $00105518 $00135977
-----
002831 002106 000129 000007 00128831 00165590 $00147230 00186264

SMALL CLMS 000043 000038 $0001273 $0001273
OTHER CIVIL 000043 000001 $0000942 $0000942
-----
000091 000039 $0002215 $0002215
    
```

BRYANT/SALINE 07/93 THRU 06/94

```

*****
FILINGS  CNV  DISM  APPL  FINES  FINES  COSTS  COSTS
NEG HOM   000000 000000 000000 000000 ASSESSED COLLECTED ASSESSED COLLECTED
MISDEMEANOR 000952 000128 000031 000004
-----
000952 000188 000031 000004 $00035727 $0023222 $00030498 $0029698

FELONIES  000000 00000 BOUND OVER

DWI 1     000118 000017 000000 000010 $0011396 $0003393 $0013097 $0014516
DWI 2     000050 000004 000000 000003 $0007605 $0003301 $0004419 $0002663
DWI 3     000007 000001 000000 000001 $0002373 $0000000 $0000341 $0000673
OTHER TRAFF 006774 001712 000267 000014 $00162173 $00123774 $00225649 $00188479
-----
006949 001734 000267 000028 00183552 00135968 $00243506 00206331

SMALL CLMS 000000 000000 $0000000 $0000000
OTHER CIVIL 000000 000000 $0000000 $0000000
-----
000000 000000 $0000000 $0000000
    
```

CABOT/LONOKE

07/93 THRU 06/94

	FILINGS	CONV	DISM	APPL	FINES	FINES	COSTS	COSTS
					ASSESSED	COLLECTED	ASSESSED	COLLECTED
NEG HOM	000000	000000	000000	000000				
MISDEMEANOR	001581	001216	000289	000000				
	-----	-----	-----	-----				
	001581	001216	000289	000000	\$00097866	\$0000000	\$00089436	\$0000000
FELONIES	000000	00032	BOUND	OVER				
DWI 1	000080	000077	000012	000000	\$0032628	\$0000000	\$0023823	\$0000000
DWI 2	000019	000020	000004	000000	\$0010940	\$0000000	\$0005956	\$0000000
DWI 3	000008	000007	000000	000000	\$0004430	\$0000000	\$0001886	\$0000000
OTHER TRAFF	001695	001532	000126	000000	\$00078286	\$00000000	\$00065043	\$00000000
	-----	-----	-----	-----	-----	-----	-----	-----
	001802	001636	000142	000000	00126284	00000000	\$00096708	00000000
SMALL CLMS	000087	000089					\$0002202	\$0002462
OTHER CIVIL	000049	000048					\$0001237	\$0001552
	-----	-----					-----	-----
	000136	000137					\$0003439	\$0004014

CAMDEN/DUACHITA

07/93 THRU 06/94

	FILINGS	CONV	DISM	APPL	FINES	FINES	COSTS	COSTS
					ASSESSED	COLLECTED	ASSESSED	COLLECTED
NEG HOM	000000	000000	000000	000000				
MISDEMEANOR	004280	002052	001893	000000				
	-----	-----	-----	-----				
	004280	002052	001893	000000	\$00126567	\$0000000	\$00083576	\$0000000
FELONIES	000000	00451	BOUND	OVER				
DWI 1	000126	000116	000025	000000	\$0044305	\$0000000	\$0036782	\$0000000
DWI 2	000007	000011	000003	000000	\$0006510	\$0000000	\$0003556	\$0000000
DWI 3	000000	000002	000000	000000	\$0001352	\$0000000	\$0000651	\$0000000
OTHER TRAFF	005210	004184	001039	000000	\$00113838	\$00000000	\$00180913	\$00000000
	-----	-----	-----	-----	-----	-----	-----	-----
	005343	004313	001067	000000	00166005	00000000	\$00221902	00000000
SMALL CLMS	000374	000374					\$0010300	\$0010300
OTHER CIVIL	000561	000561					\$0024351	\$0024351
	-----	-----					-----	-----
	000935	000935					\$0034651	\$0034651

CARLISLE/LONOKE 07/93 THRU 06/94

	FILINGS	CONV	DISM	APPL	FINES	FINES	COSTS	COSTS	
					ASSESSED	COLLECTED	ASSESSED	COLLECTED	
NEG HOM	000000	000000	000000	000000					
MISDEMEANOR	000293	000239	000026	000000					
	-----	-----	-----	-----					
	000293	000239	000026	000000	\$00019244	\$0011328	\$00013790	\$0009930	
FELONIES	000000	000000	BOUND	OVER					
DWI 1	000041	000032	000001	000001	\$0007821	\$0002111	\$0003542	\$0003314	
DWI 2	000013	000010	000000	000000	\$0005193	\$0002249	\$0002832	\$0002546	
DWI 3	000000	000000	000000	000000	\$0000000	\$0003645	\$0000000	\$0003690	
OTHER TRAFF	000923	000789	000074	000000	\$00045192	\$00031676	\$00030465	\$00026456	
	-----	-----	-----	-----					
	000977	000831	000075	000001	\$00058206	\$00039681	\$00041839	\$00036006	
SMALL CLMS	000016	000000					\$0000420	\$0000420	
OTHER CIVIL	000000	000000					\$0000000	\$0000000	
	-----	-----							
	000016	000000					\$0000420	\$0000420	

CHARLESTON/FRANKLIN 07/93 THRU 06/94

	FILINGS	CONV	DISM	APPL	FINES	FINES	COSTS	COSTS	
					ASSESSED	COLLECTED	ASSESSED	COLLECTED	
NEG HOM	000000	000000	000000	000000					
MISDEMEANOR	000115	000074	000011	000000					
	-----	-----	-----	-----					
	000115	000074	000011	000000	\$00006880	\$0005552	\$00064049	\$0003088	
FELONIES	000000	000000	BOUND	OVER					
DWI 1	000016	000011	000001	000002	\$0007736	\$0006360	\$0006126	\$0006232	
DWI 2	000002	000002	000000	000000	\$0001408	\$0003000	\$0000121	\$0000000	
DWI 3	000003	000002	000000	000000	\$0002218	\$0003000	\$0000110	\$0000000	
OTHER TRAFF	000559	000486	000053	000002	\$00016307	\$00008634	\$00015075	\$00011616	
	-----	-----	-----	-----					
	000580	000501	000059	000004	\$00027669	\$0015044	\$00021492	\$0017848	
SMALL CLMS	000019	000000					\$0000347	\$0000347	
OTHER CIVIL	000014	000001					\$0000405	\$0000405	
	-----	-----							
	000033	000010					\$0000752	\$0000752	

CLARENDON/MONROE

07/93 THRU 06/94

	FILINGS	CNV	DISM	APPL	FINES	FINES	COSTS	COSTS	
NEG HOM	000000	000000	000000	000000	ASSESSED	COLLECTED	ASSESSED	COLLECTED	
MISDEMEANOR	000138	000048	000011	000000					
	000138	000048	000011	000000	\$00004440	\$0001662	\$00002063	\$0001108	
FELONIES	000000	00029	BOUND	OVER					
DWI 1	000029	000012	000000	000000	\$0004332	\$0002594	\$0002574	\$0003894	
DWI 2	000006	000002	000000	000000	\$0002166	\$0004330	\$0000663	\$0005558	
DWI 3	000001	000001	000000	000000	\$0003000	\$0012797	\$0000334	\$0015509	
OTHER TRAFF	000344	000275	000018	000000	\$00020805	\$00011706	\$00015769	\$00011946	
	000382	000290	000018	000000	00030303	00031427	\$00019445	00036907	
SMALL CLMS	000003	000003					\$0000075	\$0000075	
OTHER CIVIL	000017	000000					\$0000293	\$0000293	
	000020	000003					\$0000368	\$0000368	

CLARKSVILLE/JOHNSON

07/93 THRU 06/94

	FILINGS	CNV	DISM	APPL	FINES	FINES	COSTS	COSTS	
NEG HOM	000000	000000	000000	000000	ASSESSED	COLLECTED	ASSESSED	COLLECTED	
MISDEMEANOR	001753	000488	000138	000000					
	001753	000488	000138	000000	\$00023644	\$0009691	\$00025308	\$0013120	
FELONIES	000000	00029	BOUND	OVER					
DWI 1	000104	000045	000000	000000	\$0013332	\$0000557	\$0016063	\$0000644	
DWI 2	000031	000008	000000	000000	\$0004000	\$0000500	\$0002577	\$0000330	
DWI 3	000008	000001	000000	000000	\$0001000	\$0000000	\$0000330	\$0000000	
OTHER TRAFF	001956	000798	000159	000000	\$00030665	\$00018906	\$00035495	\$00024507	
	001999	000852	000159	000000	00043997	00019963	\$00054465	00025481	
SMALL CLMS	000233	000106					\$0004676	\$0004676	
OTHER CIVIL	000126	000042					\$0002229	\$0002229	
	000359	000148					\$0006905	\$0006905	

CLINTON/VAN BUREN

07/93 THRU 06/94

	FILINGS	CNV	DISM	APPL	FINES	FINES	COSTS	COSTS
					ASSESSED	COLLECTED	ASSESSED	COLLECTED
NEG HOM	000000	000000	000000	000000				
MISDEMEANOR	000597	000103	000048	000000				
	000597	000103	000048	000000	\$00016516	\$00020246	\$00019149	\$0023125
FELONIES	000000	000000	BOUND	OVER				
DWI 1	000069	000010	000002	000002	\$0005276	\$0007662	\$0006827	\$0010684
DWI 2	000027	000003	000000	000000	\$0004766	\$0003966	\$0003436	\$0002887
DWI 3	000003	000001	000000	000000	\$0000453	\$0002250	\$0000342	\$0000535
OTHER TRAFF	000840	000150	000221	000000	\$00027543	\$00032298	\$00023421	\$00037896
	000939	000164	000223	000002	00038043	00046176	\$00034026	00052002
SMALL CLMS	000103	000100					\$0002085	\$0002085
OTHER CIVIL	000032	000031					\$0000777	\$0000777
	000135	000131					\$0002862	\$0002862

CONWAY/FAULKNER

07/93 THRU 06/94

	FILINGS	CNV	DISM	APPL	FINES	FINES	COSTS	COSTS
					ASSESSED	COLLECTED	ASSESSED	COLLECTED
NEG HOM	000000	000000	000000	000000				
MISDEMEANOR	006750	003596	000687	000000				
	006750	003596	000687	000000	\$00316810	\$0146980	\$00250606	\$0153467
FELONIES	000000	000000	BOUND	OVER				
DWI 1	000324	000212	000021	000000	\$0079014	\$0008339	\$0086943	\$0008778
DWI 2	000065	000044	000000	000000	\$0037835	\$0001403	\$0026766	\$0000681
DWI 3	000025	000010	000003	000000	\$0027219	\$0000000	\$0006889	\$0000000
OTHER TRAFF	005691	002697	000650	000000	\$00141000	\$00115053	\$00172592	\$00148195
	006105	002963	000674	000000	00285074	00124795	\$00293190	00157654
SMALL CLMS	000545	000000					\$0020594	\$0020594
OTHER CIVIL	000958	000000					\$0030941	\$0030941
	001503	000000					\$0051535	\$0051535

CORNING/CLAY 07/93 THRU 06/94

	FILINGS	CONV	DISM	APPL	FINES ASSESSED	FINES COLLECTED	COSTS ASSESSED	COSTS COLLECTED
NEG HOM	000000	000000	000000	000000				
MISDEMEANOR	000459	000000	000000	000000				
	000459	000000	000000	000000	\$00000000	\$0023616	\$00000000	\$0022477
FELONIES	000000	000000	BOUND	OVER				
DWI 1	000018	000000	000000	000000	\$0000601	\$0004530	\$0000000	\$0005554
DWI 2	000000	000000	000000	000000	\$0000000	\$0000000	\$0000000	\$0000000
DWI 3	000000	000000	000000	000000	\$0000000	\$0000000	\$0000000	\$0000000
OTHER TRAFF	001028	000000	000000	000000	\$00000554	\$00026103	\$00000000	\$00057793
	001046	000000	000000	000000	\$00001155	\$00030603	\$00000000	\$00063347
SMALL CLMS	000000	000000					\$0000000	\$0000000
OTHER CIVIL	000000	000000					\$0000000	\$0000000
	000000	000000					\$0000000	\$0000000

CROSSETT/ASHLEY 07/93 THRU 06/94

	FILINGS	CONV	DISM	APPL	FINES ASSESSED	FINES COLLECTED	COSTS ASSESSED	COSTS COLLECTED
NEG HOM	000000	000000	000000	000000				
MISDEMEANOR	000709	000331	000046	000000				
	000709	000331	000046	000000	\$00022229	\$0055777	\$00021107	\$0036909
FELONIES	000000	00155	BOUND	OVER				
DWI 1	000021	000013	000000	000000	\$0006500	\$0003916	\$0003468	\$0001912
DWI 2	000015	000014	000000	000000	\$0008263	\$0004370	\$0004084	\$0003296
DWI 3	000006	000003	000000	000000	\$0002703	\$0000000	\$0000945	\$0000000
OTHER TRAFF	001032	000900	000004	000000	\$00053288	\$00043547	\$00037237	\$00034252
	001074	000930	000004	000000	\$00076354	\$00051833	\$00045734	\$0039460
SMALL CLMS	000472	000241					\$0014675	\$0014675
OTHER CIVIL	000149	000081					\$0004534	\$0004534
	000621	000322					\$0019209	\$0019209

DARDANELLE/YELL

07/93 THRU 06/94

	FILINGS	ENV	DISM	APPL	FINES	FINES	COSTS	COSTS	
NEG HOM	000000	000000	000000	000000	ASSESSED	COLLECTED	ASSESSED	COLLECTED	
MISDEMEANOR	001933	001585	000011	000012					
	-----	-----	-----	-----	-----	-----	-----	-----	-----
	001933	001585	000011	000012	\$00053094	\$0050348	\$00056549	\$0040301	
FELONIES	000000	000000	BOUND	OVER					
DWI 1	000074	000063	000001	000012	\$0024870	\$0018265	\$0010151	\$0019604	
DWI 2	000015	000007	000000	000000	\$0003085	\$0001755	\$0000991	\$0000930	
DWI 3	000002	000002	000000	000002	\$0000000	\$0000000	\$0000000	\$0000000	
OTHER TRAFF	001137	001093	000001	000017	\$00034198	\$00030186	\$00037837	\$00035304	
	-----	-----	-----	-----	-----	-----	-----	-----	-----
	001228	001165	000002	000031	\$00062153	\$00050206	\$00054979	\$00056338	
SMALL CLMS	000742	000213					\$0025845	\$0025845	
OTHER CIVIL	000075	000029					\$0002193	\$0002193	
	-----	-----					-----	-----	
	000817	000242					\$0028038	\$0028038	

DEQUEEN/SEVIER

07/93 THRU 06/94

	FILINGS	ENV	DISM	APPL	FINES	FINES	COSTS	COSTS	
NEG HOM	000000	000000	000000	000000	ASSESSED	COLLECTED	ASSESSED	COLLECTED	
MISDEMEANOR	001705	000594	000375	000000					
	-----	-----	-----	-----	-----	-----	-----	-----	-----
	001705	000594	000375	000000	\$00107517	\$0000000	\$00048204	\$0000000	
FELONIES	000000	000000	BOUND	OVER					
DWI 1	000125	000119	000003	000000	\$0065130	\$0000000	\$0045374	\$0000000	
DWI 2	000018	000013	000001	000000	\$0018500	\$0000000	\$0004616	\$0000000	
DWI 3	000003	000003	000000	000000	\$0000000	\$0000000	\$0001075	\$0000000	
OTHER TRAFF	001787	001372	000212	000000	\$00053952	\$00000000	\$00096368	\$00000000	
	-----	-----	-----	-----	-----	-----	-----	-----	-----
	001933	001507	000216	000000	\$00145538	\$00000000	\$00147433	\$00000000	
SMALL CLMS	000226	000170					\$0012158	\$0012158	
OTHER CIVIL	000047	000021					\$0003004	\$0003004	
	-----	-----					-----	-----	
	000273	000201					\$0015162	\$0015162	

DERMOTT/CHICOT

07/93 THRU 06/94

	FILINGS	CNV	DISM	APPL	FINES	FINES	COSTS	COSTS	
NEG HOM	000000	000000	000000	000000	ASSESSED	COLLECTED	ASSESSED	COLLECTED	
MISDEMEANOR	000330	000235	000035	000004					
	-----	-----	-----	-----					
	000330	000235	000035	000004	\$00033700	\$0023995	\$00005976	\$0003201	
FELONIES	000000	00002	00000	OVER					
DWI 1	000023	000035	000001	000003	\$0010252	\$0009403	\$0010931	\$0007431	
DWI 2	000003	000003	000000	000000	\$0001215	\$0001185	\$0000936	\$0000125	
DWI 3	000000	000000	000000	000000	\$0000000	\$0000000	\$0000000	\$0000000	
OTHER TRAFF	000084	000019	000046	000002	\$00037927	\$00029669	\$00017121	\$00012139	
	-----	-----	-----	-----					
	000715	000557	000047	000005	00049394	00040257	\$00028988	00019745	
SMALL CLMS	000020	000018					\$0000361	\$0000379	
OTHER CIVIL	000078	000057					\$0001792	\$0001927	
	-----	-----					-----	-----	
	000098	000075					\$0002153	\$0002306	

DES ARC/PRAIRIE

07/93 THRU 06/94

	FILINGS	CNV	DISM	APPL	FINES	FINES	COSTS	COSTS	
NEG HOM	000000	000000	000000	000000	ASSESSED	COLLECTED	ASSESSED	COLLECTED	
MISDEMEANOR	000357	000199	000007	000798					
	-----	-----	-----	-----					
	000357	000199	000007	000798	\$00014510	\$0004438	\$00010687	\$0005165	
FELONIES	000000	00024	BOUND	OVER					
DWI 1	000037	000037	000000	000000	\$0013537	\$0001640	\$0013380	\$0001916	
DWI 2	000014	000011	000000	000000	\$0007490	\$0000000	\$0003802	\$0000000	
DWI 3	000000	000000	000000	000000	\$0000000	\$0000000	\$0000000	\$0000000	
OTHER TRAFF	000299	000194	000001	000000	\$00005547	\$00004675	\$00008000	\$00006515	
	-----	-----	-----	-----					
	000350	000242	000001	000000	00026624	00006315	\$00025182	00008431	
SMALL CLMS	000073	000041					\$0001961	\$0001961	
OTHER CIVIL	000000	000000					\$0000000	\$0000000	
	-----	-----					-----	-----	
	000073	000041					\$0001961	\$0001961	

DEVALLS BLUFF/PRAIRIE

07/93 THRU 06/94

	FILINGS	CNV	DISM	APPL	FINES	FINES	COSTS	COSTS	
NEG HOM	000000	000000	000000	000000	ASSESSED	COLLECTED	ASSESSED	COLLECTED	
MISDEMEANOR	000034	000042	000000	000000					
	-----	-----	-----	-----					
	000034	000042	000000	000000	\$00003782	\$0002010	\$00001205	\$0000220	
FELONIES	000000	000000	BOUND	OVER					
DWI 1	000006	000004	000000	000000	\$0001686	\$0001072	\$0000925	\$0000389	
DWI 2	000002	000001	000000	000000	\$0000754	\$0000000	\$0000036	\$0000000	
DWI 3	000000	000000	000000	000000	\$0000000	\$0000000	\$0000000	\$0000000	
OTHER TRAFF	000167	000141	000000	000000	\$00006915	\$00005280	\$00004064	\$00003452	
	-----	-----	-----	-----					
	000175	000146	000000	000000	\$00009355	\$00006352	\$00005025	\$00004341	
SMALL CLMS	000000	000000					\$0000000	\$0000000	
OTHER CIVIL	000000	000000					\$0000000	\$0000000	
	-----	-----							
	000000	000000					\$0000000	\$0000000	

DEWITT/ARKANSAS

07/93 THRU 06/94

	FILINGS	CNV	DISM	APPL	FINES	FINES	COSTS	COSTS	
NEG HOM	000000	000000	000000	000000	ASSESSED	COLLECTED	ASSESSED	COLLECTED	
MISDEMEANOR	000457	000452	000005	000000					
	-----	-----	-----	-----					
	000457	000452	000005	000000	\$00082099	\$0020515	\$00021840	\$0010329	
FELONIES	000000	000000	BOUND	OVER					
DWI 1	000069	000069	000000	000000	\$0030043	\$0004670	\$0023211	\$0003582	
DWI 2	000007	000007	000000	000000	\$0007353	\$0000906	\$0002643	\$0000344	
DWI 3	000001	000001	000000	000000	\$0002681	\$0000000	\$0000319	\$0000000	
OTHER TRAFF	001433	001336	000097	000000	\$00052898	\$00022560	\$00064141	\$00050254	
	-----	-----	-----	-----					
	001510	001413	000097	000000	\$00092980	\$0028136	\$00090314	\$00054180	
SMALL CLMS	000056	000056					\$0001533	\$0001533	
OTHER CIVIL	000071	000071					\$0002015	\$0002015	
	-----	-----							
	000127	000127					\$0003548	\$0003548	

DUMAS/DESHA

07/93 THRU 06/94

	FILINGS	CNV	DISM	APPL	FINES ASSESSED	FINES COLLECTED	COSTS ASSESSED	COSTS COLLECTED
NEG HOM	000000	000000	000000	000000				
MISDEMEANOR	001480	000660	000875	000000				
	-----	-----	-----	-----				
	001480	000660	000875	000000	\$00077844	\$0000000	\$00041464	\$0000000
FELONIES	000000	000000	BOUND	OVER				
DWI 1	000110	000126	000008	000000	\$0053446	\$0000000	\$0039225	\$0000000
DWI 2	000021	000020	000003	000000	\$0013385	\$0000000	\$0006475	\$0000000
DWI 3	000014	000013	000001	000000	\$0014277	\$0000000	\$0004203	\$0000000
OTHER TRAFF	001755	001215	000436	000000	\$00074136	\$00000000	\$00055501	\$00000000
	-----	-----	-----	-----				
	001900	001374	000498	000000	\$0155894	\$0000000	\$00105407	\$0000000
SMALL CLMS	000101	000036					\$0002013	\$0002013
OTHER CIVIL	000103	000025					\$0002137	\$0002137
	-----	-----					-----	-----
	000204	000061					\$0004155	\$0004155

EAST CAMDEN/OUACHITA

07/93 THRU 06/94

	FILINGS	CNV	DISM	APPL	FINES ASSESSED	FINES COLLECTED	COSTS ASSESSED	COSTS COLLECTED
NEG HOM	000000	000000	000000	000000				
MISDEMEANOR	000003	000028	000000	000000				
	-----	-----	-----	-----				
	000003	000028	000000	000000	\$00003606	\$0001510	\$00001865	\$0001407
FELONIES	000000	000000	BOUND	OVER				
DWI 1	000000	000002	000000	000000	\$0001052	\$0000000	\$0000988	\$0000000
DWI 2	000000	000001	000000	000000	\$0000651	\$0000000	\$0000319	\$0000000
DWI 3	000000	000000	000000	000000	\$0000000	\$0000000	\$0000000	\$0000000
OTHER TRAFF	000000	000125	000000	000000	\$00004806	\$00002823	\$00007059	\$00004221
	-----	-----	-----	-----				
	000000	000128	000000	000000	\$00006509	\$00002823	\$00008366	\$00004221
SMALL CLMS	000000	000000					\$0000000	\$0000000
OTHER CIVIL	000000	000000					\$0000000	\$0000000
	-----	-----					-----	-----
	000000	000000					\$0000000	\$0000000

EL DORADO/UNION

07/93 THRU 06/94

	FILINGS	CONV	DISM	APPL	FINES	FINES	COSTS	COSTS
					ASSESSED	COLLECTED	ASSESSED	COLLECTED
NEG HOM	000000	000000	000000	000000				
MISDEMEANOR	005891	002527	001445	000000				
	005891	002527	001445	000000	00267630	00114051	00125353	0061905
FELONIES	000000	00709	BOUND	OVER				
DWI 1	000323	000295	000014	000000	00145580	00019210	00094779	0013208
DWI 2	000027	000020	000001	000000	00017950	00000000	00006297	00000000
DWI 3	000016	000019	000002	000000	0011750	00008994	00005810	0010419
OTHER TRAFF	005333	004906	000734	000000	00264439	00156850	00233265	00192296
	006749	005240	000751	000000	00439719	00185054	00340151	00215923
SMALL CLMS	000919	000265					00003000	00006030
OTHER CIVIL	000280	000079					00002740	00002270
	001199	000344					0010740	00008300

ELKINS/WASHINGTON

07/93 THRU 06/94

	FILINGS	CONV	DISM	APPL	FINES	FINES	COSTS	COSTS
					ASSESSED	COLLECTED	ASSESSED	COLLECTED
NEG HOM	000000	000000	000000	000000				
MISDEMEANOR	000809	000000	000058	000000				
	000809	000000	000058	000000	00017965	0012175	00018677	0013371
FELONIES	000000	00000	BOUND	OVER				
DWI 1	000130	000000	000000	000000	0015050	00009173	0016936	0012524
DWI 2	000024	000000	000000	000000	0004750	00005571	00022998	0003345
DWI 3	000010	000000	000000	000000	0004000	00000783	0001331	0000969
OTHER TRAFF	002133	000000	000094	000000	00031125	00030223	00052919	00061431
	002297	000000	000094	000000	00054925	00046050	00074184	00078269
SMALL CLMS	000000	000000					00000000	00000000
OTHER CIVIL	000000	000000					00000000	00000000
	000000	000000					00000000	00000000

ENGLAND/LONOKE 07/93 THRU 06/94

	FILINGS	CNV	DISM	APPL	FINES ASSESSED	FINES COLLECTED	COSTS ASSESSED	COSTS COLLECTED
NEG HOM	000000	000000	000000	000000				
MISDEMEANOR	000000	000000	000000	000000				
	000000	000000	000000	000000	\$00000000	\$0000000	\$00000000	\$0000000
FELONIES	000000	000000	BOUND	OVER				
DWI 1	000033	000000	000000	000000	\$0011799	\$0000357	\$0000352	\$0000193
DWI 2	000009	000000	000000	000000	\$0005907	\$0000000	\$0001743	\$0000000
DWI 3	000000	000000	000000	000000	\$0000000	\$0000000	\$0000000	\$0000000
OTHER TRAFF	000437	000000	000000	000000	\$00016030	\$00008656	\$00013507	\$00012872
	000479	000000	000000	000000	00033736	00009013	\$00026602	00013065
SMALL CLMS	000100	000000					\$0001350	\$0001350
OTHER CIVIL	000000	000000					\$0000000	\$0000000
	000100	000000					\$0001350	\$0001350

EUDORA/CHICOT 07/93 THRU 06/94

	FILINGS	CNV	DISM	APPL	FINES ASSESSED	FINES COLLECTED	COSTS ASSESSED	COSTS COLLECTED
NEG HOM	000000	000000	000000	000000				
MISDEMEANOR	000329	000121	000126	000000				
	000329	000121	000126	000000	\$00015591	\$00003737	\$00009715	\$00005315
FELONIES	000000	000001	BOUND	OVER				
DWI 1	000033	000023	000004	000000	\$0004422	\$0000025	\$0005835	\$0000001
DWI 2	000004	000002	000002	000000	\$0001726	\$0000000	\$0000637	\$0000000
DWI 3	000000	000000	000000	000000	\$0000000	\$0000000	\$0000000	\$0000000
OTHER TRAFF	000417	000260	000065	000000	\$00012227	\$00010060	\$00017979	\$00013334
	000454	000285	000071	000000	00018375	00010085	\$00024451	00013335
SMALL CLMS	000036	000017					\$0000843	\$0000843
OTHER CIVIL	000006	000000					\$0000000	\$0000000
	000042	000017					\$0000843	\$0000843

EUREKA SPRINGS/CARRCLL

07/93 THRU 06/94

	FILINGS	CNV	DISM	APPL	FINES	FINES	COSTS	COSTS
NEG HOM	000000	000000	000000	000000	ASSESSED	COLLECTED	ASSESSED	COLLECTED
MISDEMEANOR	000324	000177	000014	000000				
	-----	-----	-----	-----				
	000324	000177	000014	000000	\$00017283	\$0013464	\$00009101	\$0009276
FELONIES	000000	00023	00000	OVER				
DWI 1	000103	000061	000003	000003	\$0014375	\$0015735	\$0019256	\$0013177
DWI 2	000017	000013	000000	000000	\$0006355	\$0003372	\$0003534	\$0002121
DWI 3	000001	000002	000000	000000	\$0002250	\$0001672	\$0000644	\$0000669
OTHER TRAFF	000631	000460	000033	000000	\$00020175	\$00026600	\$00019274	\$00019567
	-----	-----	-----	-----				
	000752	000536	000036	000003	00043155	00047379	\$00042708	00035534
SMALL CLMS	000073	000061					\$0001879	\$0001879
OTHER CIVIL	000000	000000					\$0000000	\$0000000
	-----	-----					-----	-----
	000073	000061					\$0001879	\$0001879

FAYETTEVILLE/WASHINGTON

07/93 THRU 06/94

	FILINGS	CNV	DISM	APPL	FINES	FINES	COSTS	COSTS
NEG HOM	000000	000000	000000	000000	ASSESSED	COLLECTED	ASSESSED	COLLECTED
MISDEMEANOR	011728	011381	000309	000011				
	-----	-----	-----	-----				
	011728	011381	000309	000011	\$00384303	\$0266951	\$00426550	\$0217208
FELONIES	000000	00000	00000	OVER				
DWI 1	000684	000680	000000	000018	\$0279163	\$0147833	\$0224689	\$0106949
DWI 2	000005	000005	000000	000000	\$0002200	\$0000700	\$0001394	\$0000362
DWI 3	000001	000001	000000	000000	\$0001000	\$0000000	\$0000338	\$0000000
OTHER TRAFF	010334	019354	000068	000004	\$00244700	\$00192499	\$00379418	\$00319769
	-----	-----	-----	-----				
	011024	020040	000068	000022	00527065	00343035	\$00605839	00427080
SMALL CLMS	000459	000000					\$0000000	\$0000000
OTHER CIVIL	001479	000000					\$0000000	\$0000000
	-----	-----					-----	-----
	001479	000000					\$0000000	\$0000000

FORDYCE/DALLAS

07/93 THRU 06/94

	FILINGS	CNV	DISM	APPL	FINES	FINES	COSTS	COSTS
NEG HOM	000000	000000	000000	000000	ASSESSED	COLLECTED	ASSESSED	COLLECTED
MISDEMEANOR	000445	000285	000030	000001				
	000445	000285	000030	000001	\$00024321	\$0013350	\$00000000	\$0000000
FELONIES	000000	00022	BOUND	OVER				
DWI 1	000023	000009	000030	000000	\$0005369	\$0000000	\$0000000	\$0000000
DWI 2	000003	000001	000000	000000	\$0000679	\$0000000	\$0000000	\$0000000
DWI 3	000001	000000	000000	000000	\$0000000	\$0000000	\$0000000	\$0000000
OTHER TRAFF	000470	000350	000013	000002	\$00020896	\$00012233	\$00000000	\$00000000
	000502	000360	000013	000002	00027144	00012233	\$00000000	00000000
SMALL CLMS	000000	000000					\$0000000	\$0000000
OTHER CIVIL	000000	000000					\$0000000	\$0000000
	000000	000000					\$0000000	\$0000000

FORREST CITY/ST. FRANCIS

07/93 THRU 06/94

	FILINGS	CNV	DISM	APPL	FINES	FINES	COSTS	COSTS
NEG HOM	000000	000000	000000	000000	ASSESSED	COLLECTED	ASSESSED	COLLECTED
MISDEMEANOR	007717	003707	003790	000000				
	007717	003707	003790	000000	\$00264852	\$0000000	\$0017022	\$0007000
FELONIES	000000	00004	BOUND	OVER				
DWI 1	000293	000259	000024	000000	\$0079577	\$0000000	\$0063573	\$0000000
DWI 2	000064	000055	000002	000000	\$0028290	\$0000000	\$0018753	\$0000000
DWI 3	000013	000007	000002	000000	\$0007154	\$0000000	\$0002354	\$0000000
OTHER TRAFF	006314	004323	000902	000000	\$00274584	\$00000000	\$00245396	\$00000000
	006684	005209	000930	000000	00389605	00000000	\$00350076	00000000
SMALL CLMS	000288	000288					\$0007551	\$0007551
OTHER CIVIL	000452	000451					\$0011953	\$0011953
	000740	000739					\$0019504	\$0019504

FORT SMITH/SEBASTIAN

07/93 THRU 06/94

	FILINGS	CNV	DISM	APPL	FINES	FINES	COSTS	COSTS
NEG HOM	000000	000000	000000	000000	ASSESSED	COLLECTED	ASSESSED	COLLECTED
MISDEMEANOR	014742	010055	001847	000050				
	-----	-----	-----	-----				
	014742	010055	001847	000050	\$00757067	\$0240704	\$00531025	\$0224027
FELONIES	000561	00922	BOUND	OVER				
DWI 1	000695	000663	000009	000040	\$0167816	\$0146807	\$0220424	\$0177449
DWI 2	000203	000159	000002	000034	\$0078893	\$0017735	\$0056397	\$0014670
DWI 3	000049	000026	000000	000010	\$0027000	\$0002203	\$0009194	\$0001170
OTHER TRAFF	018779	014120	002547	000034	\$00998242	\$00593170	\$00699710	\$00564457
	-----	-----	-----	-----	-----	-----	-----	-----
	019726	014973	002558	000118	01271956	00759915	\$00985725	00757746
SMALL CLMS	000553	000000					\$0023592	\$0028682
OTHER CIVIL	001984	000000					\$0129807	\$0129807
	-----	-----					-----	-----
	002537	000000					\$0158399	\$0158439

GOULD/LINCOLN

07/93 THRU 06/94

	FILINGS	CNV	DISM	APPL	FINES	FINES	COSTS	COSTS
NEG HOM	000000	000000	000000	000000	ASSESSED	COLLECTED	ASSESSED	COLLECTED
MISDEMEANOR	000229	000124	000063	000000				
	-----	-----	-----	-----				
	000229	000124	000063	000000	\$00011353	\$0001844	\$00006181	\$0001280
FELONIES	000000	00000	BOUND	OVER				
DWI 1	000021	000011	000005	000000	\$0004643	\$0000456	\$0003186	\$0000319
DWI 2	000000	000002	000000	000000	\$0001367	\$0000000	\$0000638	\$0000000
DWI 3	000000	000000	000000	000000	\$0000000	\$0000000	\$0000000	\$0000000
OTHER TRAFF	001315	000968	000121	000000	\$00114573	\$00002713	\$00037367	\$00002427
	-----	-----	-----	-----	-----	-----	-----	-----
	001336	001001	000126	000000	00120583	00003169	\$00041191	00002746
SMALL CLMS	000000	000000					\$0000000	\$0000000
OTHER CIVIL	000000	000000					\$0000000	\$0000000
	-----	-----					-----	-----
	000000	000000					\$0000000	\$0000000

GRADY/LINCOLN

07/93 THRU 06/94

	FILINGS	CNV	DISM	APPL	FINES	FINES	COSTS	COSTS
					ASSESSED	COLLECTED	ASSESSED	COLLECTED
NEG HOM	000000	000000	000000	000000				
MISDEMEANOR	000172	000112	000014	000000				
	-----	-----	-----	-----				
	000172	000112	000014	000000	\$00013214	\$0013619	\$00006014	\$0005067
FELONIES	000000	00002	BOUND	OVER				
DWI 1	000015	000016	000000	000002	\$0005862	\$0001422	\$0003764	\$0002125
DWI 2	000000	000001	000000	000000	\$0000686	\$0000000	\$0000315	\$0000000
DWI 3	000000	000000	000000	000000	\$0000000	\$0000000	\$0000000	\$0000000
OTHER TRAFF	002198	002034	000073	000000	\$00056611	\$00084145	\$00058216	\$00056313
	-----	-----	-----	-----	-----	-----	-----	-----
	002213	002051	000073	000002	\$00093359	\$00085573	\$00062295	\$00058438
SMALL CLMS	000000	000000					\$0000000	\$0000000
OTHER CIVIL	000000	000000					\$0000000	\$0000000
	-----	-----					-----	-----
	000000	000000					\$0000000	\$0000000

GREENWOOD/SEBASTIAN

07/93 THRU 06/94

	FILINGS	CNV	DISM	APPL	FINES	FINES	COSTS	COSTS
					ASSESSED	COLLECTED	ASSESSED	COLLECTED
NEG HOM	000000	000000	000000	000000				
MISDEMEANOR	004432	004181	000251	000005				
	-----	-----	-----	-----				
	004432	004181	000251	000005	\$00071494	\$0059024	\$00020722	\$0017260
FELONIES	000000	00063	BOUND	OVER				
DWI 1	000164	000153	000002	000010	\$0075260	\$0045376	\$0045202	\$0029950
DWI 2	000030	000023	000000	000004	\$0024250	\$0019758	\$0010166	\$0011740
DWI 3	000015	000004	000000	000002	\$0005000	\$0004734	\$0002111	\$0001944
OTHER TRAFF	003887	003682	000205	000006	\$00111216	\$00105122	\$00100017	\$00093758
	-----	-----	-----	-----	-----	-----	-----	-----
	004096	003867	000207	000022	\$0215726	\$0174990	\$00157496	\$0137392
SMALL CLMS	000060	000000					\$0001601	\$0001601
OTHER CIVIL	000123	000001					\$0005893	\$0005893
	-----	-----					-----	-----
	000183	000001					\$0007494	\$0007494

HAMBURG/ASHLEY

07/93 THRU 06/94

	FILINGS	CNV	DISM	APPL	FINES	FINES	COSTS	COSTS
NEG HOM	000000	000000	000000	000000	ASSESSED	COLLECTED	ASSESSED	COLLECTED
MISDEMEANOR	001525	000963	000563	000000				
	001525	000963	000563	000000	00131675	\$0000000	\$00081330	\$0000000
FELONIES	000000	00263	BOUND	OVER				
DWI 1	000119	000101	000009	000000	\$0035186	\$0000000	\$0047757	\$0000000
DWI 2	000024	000023	000002	000000	\$0014557	\$0000000	\$0006640	\$0000000
DWI 3	000010	000014	000002	000000	\$0007324	\$0000000	\$0002658	\$0000000
OTHER TRAFF	003077	002644	000299	000000	\$00103131	\$00000000	\$00102034	\$00000000
	003230	002782	000312	000000	00160192	00000000	\$00159089	00000000
SMALL CLMS	000384	000271					\$0007956	\$0007956
OTHER CIVIL	000000	000000					\$0000000	\$0000000
	000384	000271					\$0007956	\$0007956

HAMPTON/CALHOUN

07/93 THRU 06/94

	FILINGS	CNV	DISM	APPL	FINES	FINES	COSTS	COSTS
NEG HOM	000000	000000	000000	000000	ASSESSED	COLLECTED	ASSESSED	COLLECTED
MISDEMEANOR	000401	000255	000089	000000				
	000401	000255	000089	000000	\$00033485	\$0023582	\$00050542	\$0011140
FELONIES	000000	00001	BOUND	OVER				
DWI 1	000057	000047	000002	000000	\$0011577	\$0007745	\$0015408	\$0012004
DWI 2	000009	000008	000000	000000	\$0003684	\$0002333	\$0002557	\$0002145
DWI 3	000005	000003	000000	000000	\$0002763	\$0003104	\$0000952	\$0001289
OTHER TRAFF	001631	001447	000089	000000	\$00055990	\$00048096	\$00062027	\$00054563
	001702	001505	000091	000000	00074014	00061278	\$00080944	00070001
SMALL CLMS	000040	000000					\$0001018	\$0001018
OTHER CIVIL	000009	000000					\$0000258	\$0000252
	000049	000000					\$0001276	\$0001270

HARRISBURG/POINSETT

07/93 THRU 06/94

	FILINGS	CNV	DISM	APPL	FINES	FINES	COSTS	COSTS
NEG HOM	000000	000000	000000	000000	ASSESSED	COLLECTED	ASSESSED	COLLECTED
MISDEMEANOR	000456	000316	000129	000012				
	000456	000316	000129	000012	\$00020661	\$0014956	\$00022434	\$0015228
FELONIES	000000	000001	BOUND	OVER				
DWI 1	000062	000051	000010	000003	\$0023851	\$0012071	\$0016332	\$0007267
DWI 2	000020	000015	000003	000003	\$0012036	\$0004449	\$0004727	\$0002130
DWI 3	000003	000002	000000	000001	\$0005135	\$0000528	\$0000945	\$0000424
OTHER TRAFF	001380	001223	000140	000014	\$00052438	\$00039766	\$00050326	\$00038825
	001465	001296	000153	000026	\$00093460	\$0056814	\$00072330	\$0048646
SMALL CLMS	000021	000000					\$0000676	\$0000676
OTHER CIVIL	000156	000000					\$0005571	\$0005571
	000177	000000					\$0006247	\$0006247

HARRISON/BOONE

07/93 THRU 06/94

	FILINGS	CNV	DISM	APPL	FINES	FINES	COSTS	COSTS
NEG HOM	000000	000000	000000	000000	ASSESSED	COLLECTED	ASSESSED	COLLECTED
MISDEMEANOR	004934	000000	000079	000000				
	004934	000000	000079	000000	\$00275497	\$0092323	\$00302900	\$0121144
FELONIES	000000	000000	BOUND	OVER				
DWI 1	000259	000000	000003	000000	\$0086701	\$0015881	\$0085662	\$0029642
DWI 2	000064	000000	000001	000000	\$0030870	\$0001414	\$0022340	\$0005226
DWI 3	000013	000000	000000	000000	\$0010915	\$0000541	\$0014895	\$0006714
OTHER TRAFF	003702	000000	000031	000000	\$00115936	\$00064093	\$00164964	\$00099121
	004033	000000	000035	000000	\$00244422	\$0031929	\$00287961	\$0140703
SMALL CLMS	000375	000375					\$0013510	\$0013510
OTHER CIVIL	000379	000379					\$0010673	\$0010673
	000754	000754					\$0024183	\$0024183

HAZEN/PRAIRIE

07/93 THRU 06/94

	FILINGS	CNV	DISM	APPL	FINES	FINES	COSTS	COSTS	
NEG HOM	000000	000000	000000	000000	ASSESSED	COLLECTED	ASSESSED	COLLECTED	
MISDEMEANOR	001344	001302	000042	000003					
	-----	-----	-----	-----					
	001344	001302	000042	000003	\$00005307	\$0005307	\$00054865	\$0054865	
FELONIES	000000	00002	BOUND	OVER					
DWI 1	000025	000024	000001	000001	\$0008043	\$0007782	\$0007107	\$0007107	
DWI 2	000010	000009	000000	000001	\$0004806	\$0004806	\$0002784	\$0002784	
DWI 3	000000	000000	000000	000000	\$0000000	\$0000000	\$0000000	\$0000000	
OTHER TRAFF	000000	000000	000000	000000	\$00000000	\$00000000	\$00000000	\$00000000	
	-----	-----	-----	-----	-----	-----	-----	-----	
	000035	000033	000001	000002	00012849	00012588	\$00009891	00009891	
SMALL CLMS	000084	000090					\$0001551	\$0001551	
OTHER CIVIL	000012	000013					\$0000360	\$0000360	
	-----	-----					-----	-----	
	000096	000103					\$0001911	\$0001911	

HEBER SPRINGS/CLEBURNE

07/93 THRU 06/94

	FILINGS	CNV	DISM	APPL	FINES	FINES	COSTS	COSTS	
NEG HOM	000000	000000	000000	000000	ASSESSED	COLLECTED	ASSESSED	COLLECTED	
MISDEMEANOR	001808	001394	000351	000000					
	-----	-----	-----	-----					
	001808	001394	000351	000000	\$00091496	\$0072493	\$00068630	\$0056278	
FELONIES	000000	00052	BOUND	OVER					
DWI 1	000128	000096	000003	000000	\$0032209	\$0004974	\$0025102	\$0004154	
DWI 2	000018	000024	000001	000000	\$0014600	\$0000000	\$0006996	\$0000000	
DWI 3	000000	000003	000000	000000	\$0002790	\$0000000	\$0000399	\$0000000	
OTHER TRAFF	001797	001567	000219	000000	\$00070498	\$00064782	\$00045746	\$00043293	
	-----	-----	-----	-----	-----	-----	-----	-----	
	001943	001690	000228	000000	00120097	00069756	\$00078743	00047447	
SMALL CLMS	000138	000110					\$0000944	\$0000944	
OTHER CIVIL	000220	000139					\$0002662	\$0002662	
	-----	-----					-----	-----	
	000358	000249					\$0003606	\$0003606	

HELENA/PHILLIPS

07/93 THRU 06/94

	FILINGS	CNV	DISM	APPL	FINES	FINES	COSTS	COSTS
					ASSESSED	COLLECTED	ASSESSED	COLLECTED
NEG HOM	000000	000000	000000	000000				
MISDEMEANOR	001173	000656	000387	000010				
	001173	000656	000387	000010	000049901	\$0015880	\$00024378	\$0011847
FELONIES	000000	00094	BOUND	OVER				
DWI 1	000101	000073	000009	000010	\$0014110	\$0001944	\$0024151	\$0006294
DWI 2	000005	000004	000001	000000	\$0001650	\$0000860	\$0001232	\$0001327
DWI 3	000003	000002	000000	000000	\$0000900	\$0000000	\$0000602	\$0000159
OTHER TRAFF	001663	001278	000206	000000	\$00045789	\$00030625	\$00062014	\$00055763
	001772	001362	000216	000010	00062449	00033429	\$00087999	00063543
SMALL CLMS	000564	000552					\$0015898	\$0015898
OTHER CIVIL	000454	000000					\$0008943	\$0008943
	001018	000552					\$0024841	\$0024841

HOPE/HEMPSTEAD

07/93 THRU 06/94

	FILINGS	CNV	DISM	APPL	FINES	FINES	COSTS	COSTS
					ASSESSED	COLLECTED	ASSESSED	COLLECTED
NEG HOM	000000	000000	000000	000000				
MISDEMEANOR	003449	003104	000346	000000				
	003449	003104	000346	000000	\$00216571	\$0124467	\$00131508	\$0093185
FELONIES	000000	00000	BOUND	OVER				
DWI 1	000227	000227	000000	000000	\$0048537	\$0025964	\$0057504	\$0036065
DWI 2	000002	000002	000000	000000	\$0000000	\$0000000	\$0000000	\$0000000
DWI 3	000000	000000	000000	000000	\$0000000	\$0000000	\$0000000	\$0000000
OTHER TRAFF	005036	004596	000440	000000	\$00244495	\$00210599	\$00182036	\$00157229
	005265	004825	000440	000000	00293032	00236563	\$00239540	00193294
SMALL CLMS	000379	000243					\$0008988	\$0008988
OTHER CIVIL	000076	000066					\$0003859	\$0003859
	000455	000309					\$0012847	\$0012847

HOT SPRINGS/GARLAND 07/93 THRU 06/94

	FILINGS	CNV	DISM	APPL	FINES	FINES	COSTS	COSTS
					ASSESSED	COLLECTED	ASSESSED	COLLECTED
NEG HOM	000000	000000	000000	000000				
MISDEMEANOR	008967	001960	002831	000000				
	003967	001960	002831	000000	\$00077732	\$0051206	\$00396408	\$0134253
FELONIES 000000 00010 BOUND OVER								
DWI 1	000488	000383	000062	000000	\$0021239	\$0000000	\$0153348	\$0214353
DWI 2	000075	000044	000009	000000	\$0003100	\$0000000	\$0023313	\$0041930
DWI 3	000025	000004	000004	000001	\$0000350	\$0000000	\$0007935	\$0007718
OTHER TRAFF	013336	006370	003927	000000	\$00280071	\$00071306	\$00614187	\$00487017
	013924	006801	004002	000001	00305410	00071306	\$00799283	00751018
SMALL CLMS	000405	000020					\$0003223	\$0009997
OTHER CIVIL	000416	000003					\$0011524	\$0013259
	000821	000028					\$0019747	\$0023256

HUNTSVILLE/MADISON 07/93 THRU 06/94

	FILINGS	CNV	DISM	APPL	FINES	FINES	COSTS	COSTS
					ASSESSED	COLLECTED	ASSESSED	COLLECTED
NEG HOM	000000	000000	000000	000000				
MISDEMEANOR	000726	000464	000065	000001				
	000726	000464	000065	000001	\$00040991	\$0037433	\$00016453	\$0015243
FELONIES 000000 00005 BOUND OVER								
DWI 1	000145	000107	000003	000000	\$0061705	\$0072529	\$0032302	\$0021543
DWI 2	000018	000022	000000	000000	\$0030959	\$0025192	\$0007172	\$0003989
DWI 3	000005	000003	000000	000000	\$0005900	\$0002478	\$0001236	\$0000856
OTHER TRAFF	003134	002753	000064	000009	\$00134747	\$00123680	\$00075369	\$00073338
	003302	002900	000067	000009	00233511	00223370	\$00117079	00104726
SMALL CLMS	000102	000019					\$0001015	\$0001015
OTHER CIVIL	000337	000002					\$0000233	\$0000232
	000199	000021					\$0001248	\$0001247

JACKSONVILLE/PULASKI

07/93 THRU 06/94

	FILINGS	CNV	DISM	APPL	FINES	FINES	COSTS	COSTS
NEG HOM	000000	000000	000000	000000	ASSESSED	COLLECTED	ASSESSED	COLLECTED
MISDEMEANOR	004935	003605	000814	000000				
	004935	003605	000814	000002	\$00325480	\$0013277	\$00148933	\$0007942
FELONIES	000000	00491	BOUND	OVER				
DWI 1	000195	000160	000015	000000	\$0061407	\$0004620	\$0054223	\$0003318
DWI 2	000032	000035	000004	000000	\$0019301	\$0000000	\$0010234	\$0000000
DWI 3	000009	000011	000000	000000	\$0008484	\$0000000	\$0003206	\$0000000
OTHER TRAFF	003677	002733	000611	000002	\$00146672	\$00009943	\$00070673	\$00005321
	003913	002939	000630	000002	\$00235864	\$0014563	\$00133341	\$00003639
SMALL CLMS	000122	000095					\$0003054	\$0003054
OTHER CIVIL	000055	000019					\$0001511	\$0001511
	000177	000114					\$0004565	\$0004565

JASPER/NEWTON

07/93 THRU 06/94

	FILINGS	CNV	DISM	APPL	FINES	FINES	COSTS	COSTS
NEG HOM	000000	000000	000000	000000	ASSESSED	COLLECTED	ASSESSED	COLLECTED
MISDEMEANOR	000177	000144	000026	000000				
	000177	000144	000026	000007	\$00014561	\$0009275	\$00006503	\$0004937
FELONIES	000000	00000	BOUND	OVER				
DWI 1	000037	000028	000005	000003	\$0010059	\$0007669	\$0007943	\$0006248
DWI 2	000007	000006	000001	000000	\$0003288	\$0001763	\$0001903	\$0001332
DWI 3	000002	000002	000000	000001	\$0002592	\$0002406	\$0000606	\$0000649
OTHER TRAFF	000584	000514	000039	000009	\$00029258	\$00025603	\$00010129	\$00010677
	000630	000550	000095	000013	\$00045203	\$00037441	\$00020581	\$00018906
SMALL CLMS	000022	000031					\$0000705	\$0000705
OTHER CIVIL	000043	000039					\$0000760	\$0000760
	000065	000070					\$0001465	\$0001465

JONESBORO/CRAIGHEAD

07/93 THRU 06/94

	FILINGS	CNV	DISM	APPL	FINES	FINES	COSTS	COSTS
					ASSESSED	COLLECTED	ASSESSED	COLLECTED
NEG HOM	000000	000000	000000	000000				
MISDEMEANOR	008541	000994	000268	000000				
	-----	-----	-----	-----				
	003541	000994	000268	000000	\$00015820	\$0083286	\$00019016	\$0075242
FELONIES	000024	00043	BOUND	OVER				
DWI 1	000477	000102	000001	000001	\$0002700	\$0013615	\$0001967	\$0012155
DWI 2	000119	000020	000000	000001	\$0009000	\$0012000	\$0001967	\$0002619
DWI 3	000038	000001	000000	000000	\$0012500	\$0010000	\$0001640	\$0001308
OTHER TRAFF	008518	001081	000163	000001	\$00015445	\$00077649	\$00016530	\$00074703
	-----	-----	-----	-----	-----	-----	-----	-----
	009152	001204	000164	000003	00039645	00113264	\$00022104	00090785
SMALL CLMS	000123	000123					\$0003631	\$0003631
OTHER CIVIL	000334	000334					\$0010049	\$0010049
	-----	-----					-----	-----
	000457	000457					\$0013680	\$0013680

LAKE CITY/CRAIGHEAD

07/93 THRU 06/94

	FILINGS	CNV	DISM	APPL	FINES	FINES	COSTS	COSTS
					ASSESSED	COLLECTED	ASSESSED	COLLECTED
NEG HOM	000000	000000	000000	000000				
MISDEMEANOR	000338	000274	000062	000001				
	-----	-----	-----	-----				
	000338	000274	000062	000001	\$00022492	\$0012293	\$00015040	\$0011694
FELONIES	000000	00000	BOUND	OVER				
DWI 1	000032	000031	000001	000000	\$0014000	\$0011004	\$0010202	\$0007845
DWI 2	000010	000009	000000	000000	\$0015000	\$0003040	\$0003254	\$0002966
DWI 3	000005	000004	000000	000000	\$0010000	\$0003977	\$0001313	\$0000100
OTHER TRAFF	000628	000579	000046	000000	\$00017325	\$00017686	\$00030962	\$00031408
	-----	-----	-----	-----	-----	-----	-----	-----
	000675	000623	000047	000000	00056325	00040707	\$00045761	00042319
SMALL CLMS	000009	000005					\$0005290	\$0005290
OTHER CIVIL	000076	000038					\$0002447	\$0002306
	-----	-----					-----	-----
	000035	000043					\$0007737	\$0007596

LAKE VILLAGE/CHICOT

07/93 THRU 06/94

	FILINGS	CNV	DISM	APPL	FINES	FINES	COSTS	COSTS		
					ASSESSED	COLLECTED	ASSESSED	COLLECTED		
NEG HOM	000000	000000	000000	000000	000000					
MISDEMEANOR	000000	000000	000000	000000						
	000000	000000	000000	000000	000000	\$0000000	\$0000000	\$0000000	\$0000000	
FELONIES	000000	000000	BOUND	OVER						
DWI 1	000023	000000	000000	000000	\$0013341	\$0013341	\$0000000	\$0000000	\$0000000	
DWI 2	000006	000000	000000	000000	\$0004843	\$0004843	\$0000000	\$0000000	\$0000000	
DWI 3	000000	000000	000000	000000	\$0000000	\$0000000	\$0000000	\$0000000	\$0000000	
OTHER TRAFF	001325	000000	000000	000000	\$00131846	\$00131846	\$0000000	\$0000000	\$0000000	
	001354	000000	000000	000000	00150030	00150030	\$0000000	\$0000000	\$0000000	
SMALL CLMS	000000	000000					\$0000000	\$0000000	\$0000000	
OTHER CIVIL	000000	000000					\$0000000	\$0000000	\$0000000	
	000000	000000					\$0000000	\$0000000	\$0000000	

LEPANTO/POINSETT

07/93 THRU 06/94

	FILINGS	CNV	DISM	APPL	FINES	FINES	COSTS	COSTS		
					ASSESSED	COLLECTED	ASSESSED	COLLECTED		
NEG HOM	000000	000000	000000	000000	000000					
MISDEMEANOR	000253	000146	000069	000000						
	000253	000146	000069	000000	\$00008945	\$0008029	\$00007471	\$0005992	\$0005992	
FELONIES	000000	000000	BOUND	OVER						
DWI 1	000012	000010	000001	000001	\$0002135	\$0003259	\$0002666	\$0003189	\$0003189	
DWI 2	000006	000003	000000	000000	\$0001284	\$0001033	\$0001000	\$0000715	\$0000715	
DWI 3	000000	000000	000000	000000	\$0000000	\$0000000	\$0000000	\$0000000	\$0000000	
OTHER TRAFF	000325	000282	000016	000003	\$00013374	\$00012623	\$00009370	\$00009317	\$00009317	
	000343	000295	000017	000004	00016793	00016915	\$00013536	\$00013221	\$00013221	
SMALL CLMS	000000	000000					\$0000000	\$0000000	\$0000000	
OTHER CIVIL	000000	000000					\$0000000	\$0000000	\$0000000	
	000000	000000					\$0000000	\$0000000	\$0000000	

LEWISVILLE/LAFAYETTE

07/93 THRU 06/94

	FILINGS	CONV	DISM	APPL	FINES ASSESSED	FINES COLLECTED	COSTS ASSESSED	COSTS COLLECTED
NEG HOM	000000	000000	000000	000000				
MISDEMEANOR	000338	000000	000000	000000				
	000338	000000	000000	000000	\$00000000	\$0000000	\$00000000	\$0000000
FELONIES	000000	00000	BOUND	OVER				
DWI 1	00004J	000000	000000	000000	\$0000000	\$0000000	\$0000000	\$0000000
DWI 2	000011	000000	000000	000000	\$0000000	\$0000000	\$0000000	\$0000000
DWI 3	000003	000000	000000	000000	\$0000000	\$0000000	\$0000000	\$0000000
OTHER TRAFF	002273	000000	000000	000000	\$00151663	\$00139322	\$00107711	\$00112494
	002332	000000	000000	000000	00151662	00139322	\$00107711	00112494
SMALL CLMS	000000	000000					\$0000000	\$0000000
OTHER CIVIL	000000	000000					\$0000000	\$0000000
	000000	000000					\$0000000	\$0000000

LITTLE ROCK ENVIRONMENTAL

07/93 THRU 06/94

	FILINGS	CONV	DISM	APPL	FINES ASSESSED	FINES COLLECTED	COSTS ASSESSED	COSTS COLLECTED
NEG HOM	000000	000000	000000	000000				
MISDEMEANOR	000232	000121	000010	000000				
	000232	000121	000010	000000	\$00020400	\$0000417	\$00004389	\$0000462
FELONIES	000000	00000	BOUND	OVER				
DWI 1	000000	000000	000000	000000	\$0000000	\$0000000	\$0000000	\$0000000
DWI 2	000000	000000	000000	000000	\$0000000	\$0000000	\$0000000	\$0000000
DWI 3	000000	000000	000000	000000	\$0000000	\$0000000	\$0000000	\$0000000
OTHER TRAFF	000000	000000	000000	000000	\$00000000	\$00000000	\$00000000	\$00000000
	000000	000000	000000	000000	\$00000000	\$00000000	\$00000000	\$00000000
SMALL CLMS	000000	000000					\$0000000	\$0000000
OTHER CIVIL	000000	000000					\$0000000	\$0000000
	000000	000000					\$0000000	\$0000000

LITTLE ROCK WATT 07/93 THRU 06/94

	FILINGS	CNV	DISM	APPL	FINES	FINES	COSTS	COSTS
					ASSESSED	COLLECTED	ASSESSED	COLLECTED
NEG HOM	000000	000000	000000	000000				
MISDEMEANOR	000000	000000	000000	000000				
	000000	000000	000000	000000	\$00000000	\$00000000	\$00000000	\$00000000
FELONIES	000000	000036	BOUND	OVER				
DWI 1	000414	000144	000015	000017	\$00000000	\$00000000	\$00000000	\$00000000
DWI 2	000000	000000	000000	000000	\$00000000	\$00000000	\$00000000	\$00000000
DWI 3	000000	000000	000000	000000	\$00000000	\$00000000	\$00000000	\$00000000
OTHER TRAFF	007310	002308	002731	000021	\$00000000	\$00000000	\$00000000	\$00000000
	007724	002452	002796	000036	00000000	00000000	\$00000000	00000000
SMALL CLMS	000000	000000					\$00000000	\$00000000
OTHER CIVIL	000000	000000					\$00000000	\$00000000
	000000	000000					\$00000000	\$00000000

LITTLE ROCK/PULASKI 07/93 THRU 06/94

	FILINGS	CNV	DISM	APPL	FINES	FINES	COSTS	COSTS
					ASSESSED	COLLECTED	ASSESSED	COLLECTED
NEG HOM	000000	000000	000000	000000				
MISDEMEANOR	011197	008314	004467	000103				
	011197	008314	004467	000103	\$000573197	\$00000000	\$00233514	\$00000000
FELONIES	003815	02912	BOUND	OVER				
DWI 1	000551	000200	000021	000007	\$0030040	\$00000000	\$0024262	\$00000000
DWI 2	000026	000033	000000	000000	\$0015650	\$00000000	\$0007838	\$00000000
DWI 3	000006	000010	000000	000000	\$0010000	\$00000000	\$0002322	\$00000000
OTHER TRAFF	021947	005778	005462	000162	\$00046878	\$00000000	\$00024237	\$00000000
	022532	006021	005483	000169	00102562	00000000	\$00059259	00000000
SMALL CLMS	000277	000114					\$0005406	\$0008197
OTHER CIVIL	003515	003546					\$0134396	\$0134591
	003792	003660					\$0139802	\$0142788

LONCKE/LONOKE

07/93 THRU 06/94

	FILINGS	CNV	DISM	APPL	FINES	FINES	COSTS	COSTS	
NEG HOM	000000	000000	000000	000000	ASSESSED	COLLECTED	ASSESSED	COLLECTED	
MISDEMEANOR	001663	001625	000033	000000					
	001663	001625	000033	000000	\$00313797	\$0023952	\$00099856	\$0014420	
FELONIES	000000	00001	BOUND	OVER					
DWI 1	000115	000115	000000	000000	\$0036907	\$0005691	\$0027373	\$0004897	
DWI 2	000026	000026	000000	000000	\$0014350	\$0002306	\$0006021	\$0001202	
DWI 3	000001	000001	000000	000000	\$0000900	\$0000000	\$0000187	\$0000000	
OTHER TRAFF	000735	000777	000008	000000	\$00056747	\$00020323	\$00031735	\$00010942	
	000727	000919	000008	000000	00103904	00028320	\$00065816	00017041	
SMALL CLMS	000051	000051					\$0001060	\$0001060	
OTHER CIVIL	000051	000051					\$0000916	\$0000916	
	000102	000102					\$0001976	\$0001976	

MAGNOLIA/COLUMBIA

07/93 THRU 06/94

	FILINGS	CNV	DISM	APPL	FINES	FINES	COSTS	COSTS	
NEG HOM	000000	000000	000000	000000	ASSESSED	COLLECTED	ASSESSED	COLLECTED	
MISDEMEANOR	002020	001313	000574	000000					
	002020	001313	000574	000000	\$00131395	\$0087765	\$00107861	\$0070313	
FELONIES	000000	00361	BOUND	OVER					
DWI 1	000104	000089	000005	000000	\$0040802	\$0018538	\$0027593	\$0015057	
DWI 2	000003	000014	000001	000000	\$0010950	\$0000000	\$0004449	\$0000000	
DWI 3	000001	000000	000000	000000	\$0000000	\$0000000	\$0000000	\$0000000	
OTHER TRAFF	001775	001495	000156	000000	\$00082563	\$00061363	\$00073691	\$00059020	
	001838	001593	000162	000000	00134315	00079951	\$00105733	00074077	
SMALL CLMS	000575	000428					\$0014056	\$0014056	
OTHER CIVIL	000100	000073					\$0003434	\$0003434	
	000675	000501					\$0017490	\$0017490	

MALVERN/HOT SPRING

07/93 THRU 06/94

	FILINGS	CNV	DISM	APPL	FINES	FINES	COSTS	COSTS	
NEG HOM	000000	000000	000000	000000	ASSESSED	COLLECTED	ASSESSED	COLLECTED	
MISDEMEANOR	002843	000913	000268	000000					
	-----	-----	-----	-----	-----	-----	-----	-----	-----
	002843	000913	000268	000000	\$00150665	\$0244225	\$00032150	\$0147083	
FELONIES	000000	000000	BOUND	OVER					
DWI 1	000036	000089	000004	000005	\$0041624	\$0000000	\$0003113	\$0000000	
DWI 2	000035	000021	000001	000002	\$0018773	\$0000000	\$0000666	\$0000000	
DWI 3	000006	000005	000000	000000	\$0011099	\$0000000	\$0000413	\$0000000	
OTHER TRAFF	004601	003137	000473	000000	\$00209891	\$00024859	\$00114133	\$00015484	
	-----	-----	-----	-----	-----	-----	-----	-----	-----
	004728	003252	000478	000013	00281387	00024859	\$00118325	00015484	
SMALL CLMS	000104	000041					\$0002658	\$0002658	
OTHER CIVIL	000060	000044					\$0003656	\$0003656	
	-----	-----					-----	-----	
	000164	000085					\$0006314	\$0006314	

MARIANNA/LEE

07/93 THRU 06/94

	FILINGS	CNV	DISM	APPL	FINES	FINES	COSTS	COSTS	
NEG HOM	000000	000000	000000	000000	ASSESSED	COLLECTED	ASSESSED	COLLECTED	
MISDEMEANOR	000225	000467	000169	000000					
	-----	-----	-----	-----	-----	-----	-----	-----	-----
	000225	000467	000169	000000	\$00053814	\$0024633	\$00015293	\$0009491	
FELONIES	000000	00013	BOUND	OVER					
DWI 1	000031	000030	000001	000001	\$0005134	\$0002728	\$0009540	\$0007437	
DWI 2	000005	000005	000001	000000	\$0002413	\$0002275	\$0000972	\$0000953	
DWI 3	000002	000001	000001	000000	\$0000350	\$0000903	\$0000333	\$0000327	
OTHER TRAFF	000589	000504	000046	000000	\$00028722	\$00036888	\$00017112	\$00019425	
	-----	-----	-----	-----	-----	-----	-----	-----	-----
	000627	000541	000049	000001	00036624	00042794	\$00027957	00028142	
SMALL CLMS	000110	000082					\$0000689	\$0000689	
OTHER CIVIL	000000	000000					\$0000000	\$0000000	
	-----	-----					-----	-----	
	000110	000082					\$0000689	\$0000689	

MARION COUNTY/MARION

07/93 THRU 06/94

	FILINGS	CNV	DISM	APPL	FINES	FINES	COSTS	COSTS
					ASSESSED	COLLECTED	ASSESSED	COLLECTED
NEG HOM	000000	000000	000000	000000				
MISDEMEANOR	000809	000439	000075	000007				
	-----	-----	-----	-----				
	000809	000439	000075	000007	\$00024145	\$0022138	\$00022374	\$0022996
FELONIES	000000	00052	BOUND	OVER				
DWI 1	000058	000056	000001	000002	\$0020906	\$0016730	\$0011904	\$0009609
DWI 2	000010	000007	000001	000000	\$0004254	\$0004081	\$0001617	\$0001750
DWI 3	000002	000002	000000	000000	\$0001839	\$0002338	\$0000666	\$0000000
OTHER TRAFF	000948	000800	000038	000002	\$00035696	\$00031997	\$00025830	\$00025414
	-----	-----	-----	-----				
	001018	000865	000090	000004	00062695	00055146	\$00040017	00036773
SMALL CLMS	000073	000027					\$0002257	\$0002257
OTHER CIVIL	000214	000132					\$0005956	\$0005956
	-----	-----						
	000287	000159					\$0008213	\$0008213

MARKED TREE/POINSETT

07/93 THRU 06/94

	FILINGS	CNV	DISM	APPL	FINES	FINES	COSTS	COSTS
					ASSESSED	COLLECTED	ASSESSED	COLLECTED
NEG HOM	000000	000000	000000	000000				
MISDEMEANOR	001245	000500	000035	000025				
	-----	-----	-----	-----				
	001245	000500	000035	000025	\$00037883	\$0033195	\$00032403	\$0031267
FELONIES	000000	00010	BOUND	OVER				
DWI 1	000109	000051	000000	000017	\$0012328	\$0012700	\$0016896	\$0019493
DWI 2	000030	000015	000000	000003	\$0003848	\$0009070	\$0006294	\$0007387
DWI 3	000016	000008	000000	000000	\$0006041	\$0003197	\$0002650	\$0000629
OTHER TRAFF	001613	000288	000005	000016	\$00030250	\$00028234	\$00046748	\$00043661
	-----	-----	-----	-----				
	001765	000362	000005	000036	00057467	00053201	\$00072588	00071170
SMALL CLMS	000005	000000					\$0000000	\$0000000
OTHER CIVIL	000000	000000					\$0000000	\$0000000
	-----	-----						
	000005	000000					\$0000000	\$0000000

MARSHALL/SEARCY 07/93 THRU 06/94

	FILINGS	ENV	DISM	APPL	FINES	FINES	COSTS	COSTS	
NEG HOM	000000	000000	000000	000000	ASSESSED	COLLECTED	ASSESSED	COLLECTED	
MISDEMEANOR	000058	000044	000026	000000					
	000058	000044	000026	000000	\$00001671	\$0002438	\$00002600	\$0002907	
FELONIES	000000	000002	BOUND	OVER					
DWI 1	000024	000027	000031	000000	\$0013458	\$0010872	\$0008336	\$0010659	
DWI 2	000000	000002	000000	000000	\$0001688	\$0001400	\$0000623	\$0000780	
DWI 3	000000	000000	000000	000000	\$0000000	\$0000000	\$0000000	\$0000150	
OTHER TRAFF	000652	000778	000112	000000	\$00040381	\$00025941	\$00041344	\$00037337	
	000676	000807	000113	000000	00055527	00038213	\$00050303	00043926	
SMALL CLMS	000086	000046					\$0002077	\$0002077	
OTHER CIVIL	000051	000022					\$0002079	\$0002079	
	000137	000069					\$0004156	\$0004156	

MAUMELLE/PULASKI 07/93 THRU 06/94

	FILINGS	ENV	DISM	APPL	FINES	FINES	COSTS	COSTS	
NEG HOM	000000	000000	000000	000000	ASSESSED	COLLECTED	ASSESSED	COLLECTED	
MISDEMEANOR	007685	006532	000637	000000					
	007685	006532	000637	000000	\$00527367	\$0000000	\$00695703	\$0000000	
FELONIES	000000	000000	BOUND	OVER					
DWI 1	000082	000081	000005	000000	\$0041053	\$0000000	\$0025074	\$0000000	
DWI 2	000011	000007	000004	000000	\$0004681	\$0000000	\$0001924	\$0000000	
DWI 3	000000	000001	000000	000000	\$0000880	\$0000000	\$0000320	\$0000000	
OTHER TRAFF	001892	001549	000255	000000	\$00088280	\$00000000	\$00069360	\$00000000	
	001985	001638	000264	000000	00134894	00000000	\$00096678	00000000	
SMALL CLMS	000000	000000					\$0000000	\$0000000	
OTHER CIVIL	000000	000000					\$0000000	\$0000000	
	000000	000000					\$0000000	\$0000000	

MCCRORY/WOODRUFF

07/93 THRU 06/94

	FILINGS	CNV	DISM	APPL	FINES	FINES	COSTS	COSTS	
NEG HOM	000000	000000	000000	000000	ASSESSED	COLLECTED	ASSESSED	COLLECTED	
MISDEMEANOR	000180	000093	000037	000000					
	-----	-----	-----	-----	-----	-----	-----	-----	-----
	000180	000093	000037	000000	\$00006919	\$0003371	\$00004504	\$0003040	
FELONIES	000000	000000	BOUND	OVER					
DWI 1	000008	000008	000000	000001	\$0002200	\$0000300	\$0002658	\$0000332	
DWI 2	000000	000000	000000	000000	\$0000000	\$0000000	\$0000000	\$0000000	
DWI 3	000000	000000	000000	000000	\$0000000	\$0000000	\$0000000	\$0000000	
OTHER TRAFF	000252	000232	000020	000000	\$00009463	\$00006490	\$00008693	\$00007021	
	-----	-----	-----	-----	-----	-----	-----	-----	-----
	000260	000240	000020	000001	00011663	00006790	\$00011351	00007353	
SMALL CLMS	000087	000085					\$0001808	\$0001808	
OTHER CIVIL	000000	000000					\$0000000	\$0000000	
	-----	-----					-----	-----	
	000087	000085					\$0001808	\$0001808	

MCGHEE/DESHA

07/93 THRU 06/94

	FILINGS	CNV	DISM	APPL	FINES	FINES	COSTS	COSTS	
NEG HOM	000000	000000	000000	000000	ASSESSED	COLLECTED	ASSESSED	COLLECTED	
MISDEMEANOR	001410	000539	000350	000000					
	-----	-----	-----	-----	-----	-----	-----	-----	-----
	001410	000539	000350	000000	\$00057119	\$0000000	\$00032807	\$0000000	
FELONIES	000000	000000	BOUND	OVER					
DWI 1	000209	000143	000012	000000	\$0035925	\$0000000	\$0036996	\$0000000	
DWI 2	000021	000018	000000	000000	\$0006940	\$0000000	\$0004737	\$0000000	
DWI 3	000011	000008	000001	000000	\$0004653	\$0000000	\$0002392	\$0000000	
OTHER TRAFF	001630	000255	000297	000000	\$000060857	\$00000000	\$00026049	\$00000000	
	-----	-----	-----	-----	-----	-----	-----	-----	-----
	001871	001024	000310	000000	00108375	00000000	\$00070174	00000000	
SMALL CLMS	000252	000277					\$0006025	\$0006025	
OTHER CIVIL	000000	000000					\$0000000	\$0000000	
	-----	-----					-----	-----	
	000252	000277					\$0006025	\$0006025	

MELBOURNE/IZARD

07/93 THRU 06/94

	FILINGS	CNV	DISM	APPL	FINES	FINES	COSTS	COSTS
					ASSESSED	COLLECTED	ASSESSED	COLLECTED
NEG HOM	000000	000000	000000	000000				
MISDEMEANOR	000263	000230	000033	000000				
	-----	-----	-----	-----				
	000263	000230	000033	000000	\$00024422	\$0021438	\$00006261	\$0006149
FELONIES	000000	000000	BOUND	OVER				
DWI 1	000029	000026	000003	000003	\$0008550	\$0005250	\$0007579	\$0004040
DWI 2	000002	000002	000000	000000	\$0002500	\$0001550	\$0000609	\$0000307
DWI 3	000000	000000	000000	000000	\$0000000	\$0000000	\$0000000	\$0000000
OTHER TRAFF	000544	000519	000025	000000	\$00021161	\$00021161	\$00011772	\$00011772
	-----	-----	-----	-----				
	000575	000547	000023	000003	00032211	00027961	\$00019960	00016119
SMALL CLMS	000188	000105					\$0003714	\$0003714
OTHER CIVIL	000000	000000					\$0000000	\$0000000
	-----	-----						
	000188	000105					\$0003714	\$0003714

MENA/POLK

07/93 THRU 06/94

	FILINGS	CNV	DISM	APPL	FINES	FINES	COSTS	COSTS
					ASSESSED	COLLECTED	ASSESSED	COLLECTED
NEG HOM	000000	000000	000000	000000				
MISDEMEANOR	000000	000000	000000	000000				
	-----	-----	-----	-----				
	000000	000000	000000	000000	\$00000000	\$0000000	\$00000000	\$0000000
FELONIES	000000	000000	BOUND	OVER				
DWI 1	000118	000097	000004	000000	\$0034770	\$0030970	\$0028662	\$0027130
DWI 2	000014	000009	000000	000000	\$0006247	\$0011785	\$0002695	\$0009870
DWI 3	000004	000002	000000	000000	\$0003995	\$0005215	\$0000380	\$0005405
OTHER TRAFF	002890	002708	000191	000001	\$00128832	\$00136594	\$00097653	\$00096967
	-----	-----	-----	-----				
	003026	002816	000195	000001	00173844	00184564	\$00129390	00139372
SMALL CLMS	000297	000270					\$0006512	\$0006512
OTHER CIVIL	000030	000016					\$0000619	\$0000619
	-----	-----						
	000327	000286					\$0007131	\$0007131

MONTICELLO/DREW

07/93 THRU 06/94

	FILINGS	CHV	DISM	APPL	FINES	FINES	COSTS	COSTS
					ASSESSED	COLLECTED	ASSESSED	COLLECTED
NEG HOM	000000	000000	000000	000000				
MISDEMEANOR	001063	000303	000238	000000				
	001063	000303	000238	000000	\$00085006	\$0043362	\$00021344	\$0017201
FELONIES	000000	00047	BOUND	OVER				
DWI 1	000149	000135	000022	000000	\$0039703	\$0018684	\$0035724	\$0022255
DWI 2	000000	000000	000000	000000	\$0000000	\$0000000	\$0000000	\$0000000
DWI 3	000000	000000	000000	000000	\$0000000	\$0000000	\$0000000	\$0000000
OTHER TRAFF	003639	003428	000260	000000	\$00155317	\$00110492	\$00075368	\$00058982
	003788	003563	000282	000000	\$0195020	\$0129175	\$00111092	\$0031237
SMALL CLMS	000396	000325					\$0007175	\$0007175
OTHER CIVIL	000741	000673					\$0013431	\$0013431
	001137	000998					\$0020606	\$0020606

MORRILTON/CONWAY

07/93 THRU 06/94

	FILINGS	CHV	DISM	APPL	FINES	FINES	COSTS	COSTS
					ASSESSED	COLLECTED	ASSESSED	COLLECTED
NEG HOM	000000	000000	000000	000000				
MISDEMEANOR	001164	000352	000033	000000				
	001164	000352	000033	000000	\$00073964	\$0068255	\$00042514	\$0045518
FELONIES	000000	00000	BOUND	OVER				
DWI 1	000072	000050	000000	000000	\$0028240	\$0032231	\$0012505	\$0014449
DWI 2	000017	000014	000000	000000	\$0015377	\$0013150	\$0002598	\$0003000
DWI 3	000003	000002	000000	000000	\$0004614	\$0004764	\$0000386	\$0000386
OTHER TRAFF	002243	001643	000026	000000	\$00148644	\$00105509	\$00080494	\$00074131
	002335	001714	000026	000000	\$0196875	\$0160554	\$00095933	\$0091966
SMALL CLMS	000033	000033					\$0000851	\$0000861
OTHER CIVIL	000323	000328					\$0000530	\$0000530
	000061	000061					\$0001391	\$0001391

MOUNTAIN HOME/BAXTER

07/93 THRU 06/94

	FILINGS	CNV	DISM	APPL	FINES	FINES	COSTS	COSTS
					ASSESSED	COLLECTED	ASSESSED	COLLECTED
NEG HOM	000000	000000	000000	000000				
MISDEMEANOR	002786	000000	000024	000000				
	-----	-----	-----	-----				
	002786	000000	000024	000000	\$00112485	\$0044854	\$00230134	\$0093939
FELONIES	000000	000000	BOUND	OVER				
DWI 1	000343	000000	000000	000000	\$0148338	\$0016500	\$0147562	\$0032732
DWI 2	000012	000000	000000	000000	\$0013250	\$0000000	\$0010251	\$0002055
DWI 3	000000	000000	000000	000000	\$0003850	\$0000000	\$0001940	\$0000000
OTHER TRAFF	000622	000007	000028	000000	\$00035294	\$00013805	\$00058461	\$00027420
	-----	-----	-----	-----	-----	-----	-----	-----
	000977	000007	000028	000000	\$00200782	\$0030305	\$00218214	\$0062257
SMALL CLMS	000160	000000					\$0000000	\$0004684
OTHER CIVIL	000525	000000					\$0000000	\$0025246
	-----	-----					-----	-----
	000685	000000					\$0000000	\$0029930

MOUNTAIN VIEW/STONE

07/93 THRU 06/94

	FILINGS	CNV	DISM	APPL	FINES	FINES	COSTS	COSTS
					ASSESSED	COLLECTED	ASSESSED	COLLECTED
NEG HOM	000000	000000	000000	000000				
MISDEMEANOR	000550	000301	000171	000000				
	-----	-----	-----	-----				
	000550	000301	000171	000000	\$00024079	\$0022280	\$00019505	\$0017609
FELONIES	000000	000000	BOUND	OVER				
DWI 1	000073	000065	000014	000000	\$0021152	\$0005338	\$0017163	\$0004869
DWI 2	000017	000013	000002	000000	\$0006991	\$0000000	\$0003251	\$0000000
DWI 3	000002	000001	000000	000000	\$0000731	\$0000000	\$0000294	\$0000000
OTHER TRAFF	001289	000829	000323	000000	\$00032311	\$00025815	\$00024448	\$00020242
	-----	-----	-----	-----	-----	-----	-----	-----
	001381	000908	000339	000000	\$00061185	\$0031203	\$00045156	\$0025111
SMALL CLMS	000099	000099					\$0001290	\$0001290
OTHER CIVIL	000202	000202					\$0002380	\$0002380
	-----	-----					-----	-----
	000301	000301					\$0003670	\$0003670

MT. IDA/MONTGOMERY

07/93 THRU 06/94

	FILINGS	CNV	DISM	APPL	FINES ASSESSED	FINES COLLECTED	COSTS ASSESSED	COSTS COLLECTED
NEG HOM	000000	000000	000000	000000				
MISDEMEANOR	000373	000203	000053	000000				
	-----	-----	-----	-----				
	000373	000203	000053	000000	\$00025273	\$0015232	\$00023167	\$0013770
FELONIES	000000	00033	BOUND OVER					
DWI 1	000038	000034	000000	000000	\$0009228	\$0004978	\$0012351	\$0006748
DWI 2	000009	000010	000000	000002	\$0005078	\$0002935	\$0004036	\$0001824
DWI 3	000003	000004	000001	000000	\$0001800	\$0000040	\$0000656	\$0000000
OTHER TRAFF	000856	000547	000067	000002	\$00025207	\$00021212	\$00049387	\$00035061
	-----	-----	-----	-----				
	000906	000595	000068	000004	\$00041313	\$00029165	\$00066430	\$00043633
SMALL CLMS	000086	000046					\$0003735	\$0003735
OTHER CIVIL	000007	000003					\$0000184	\$0000184
	-----	-----						
	000093	000051					\$0003919	\$0003919

MURFREESBORO/PIKE

07/93 THRU 06/94

	FILINGS	CNV	DISM	APPL	FINES ASSESSED	FINES COLLECTED	COSTS ASSESSED	COSTS COLLECTED
NEG HOM	000000	000000	000000	000000				
MISDEMEANOR	000389	000283	000015	000000				
	-----	-----	-----	-----				
	000389	000283	000015	000000	\$00039366	\$0042574	\$00019658	\$0017408
FELONIES	000000	00000	BOUND OVER					
DWI 1	000038	000018	000001	000000	\$0004382	\$0007437	\$0002820	\$0000313
DWI 2	000009	000004	000000	000001	\$0002920	\$0000000	\$0001308	\$0000000
DWI 3	000001	000000	000000	000000	\$0000000	\$0000000	\$0000000	\$0000000
OTHER TRAFF	001672	001185	000040	000000	\$00018391	\$00045472	\$00070075	\$00024979
	-----	-----	-----	-----				
	001720	001207	000041	000001	\$00025693	\$0045959	\$00074203	\$00025292
SMALL CLMS	000040	000000					\$0000221	\$0001631
OTHER CIVIL	000007	000000					\$0000000	\$0000230
	-----	-----						
	000047	000000					\$0000221	\$0001631

NASHVILLE/HOWARD

07/93 THRU 06/94

	FILINGS	CNV	DISM	APPL	FINES	FINES	CCSTS	CCSTS
					ASSESSED	COLLECTED	ASSESSED	COLLECTED
NEG HOM	000000	000000	000000	000000				
MISDEMEANOR	000541	000896	000174	000000				
	000541	000896	000174	000000	\$00067838	\$0051410	\$00071092	\$0054701
FELONIES	000000	000000	BOUND	OVER				
DWI 1	000168	000260	000042	000000	\$0029199	\$0021767	\$0027344	\$0023960
DWI 2	000014	000032	000032	000000	\$0000000	\$0000000	\$0000000	\$0000000
DWI 3	000032	000010	000032	000000	\$0000000	\$0000000	\$0000000	\$0000000
OTHER TRAFF	002420	001280	000199	000000	\$00072568	\$00044100	\$00078596	\$00048771
	002604	001582	000245	000000	\$0101767	\$0065367	\$00105940	\$0072731
SMALL CLMS	000283	000181				\$0013611	\$0013611	
OTHER CIVIL	000480	000336				\$0022523	\$0022519	
	000763	000517				\$0036134	\$0036130	

NEWPORT/JACKSON

07/93 THRU 06/94

	FILINGS	CNV	DISM	APPL	FINES	FINES	COSTS	COSTS
					ASSESSED	COLLECTED	ASSESSED	COLLECTED
NEG HOM	000000	000000	000000	000000				
MISDEMEANOR	001469	001004	000463	000000				
	001469	001004	000463	000000	\$00070244	\$0030376	\$00086052	\$0021479
FELONIES	000000	00161	BOUND	OVER				
DWI 1	000122	000090	000032	000002	\$0015263	\$0005912	\$0073333	\$0002416
DWI 2	000028	000014	000014	000000	\$0003300	\$0005144	\$0003793	\$0000000
DWI 3	000013	000008	000005	000000	\$0005750	\$0001737	\$0001728	\$0000000
OTHER TRAFF	003131	001745	000538	000000	\$00073821	\$00059254	\$00077095	\$00040637
	003294	001857	000589	000002	\$0099134	\$0071047	\$00155949	\$0043103
SMALL CLMS	000451	000451				\$0024828	\$0024828	
OTHER CIVIL	000226	000226				\$0011380	\$0011380	
	000677	000677				\$0036208	\$0036208	

NORTH LITTLE ROCK/PULASKI 07/93 THRU 06/94

	FILINGS	CNV	DISM	APPL	FINES	FINES	COSTS	COSTS
NEG HOM	000000	000000	000000	000000	ASSESSED	COLLECTED	ASSESSED	COLLECTED
MISDEMEANOR	006274	002902	000222	000035				
	-----	-----	-----	-----				
	006274	002902	000222	000035	\$00428666	\$0190941	\$00209177	\$0036644
FELONIES	000000	01190	BOUND	OVER				
DWI 1	000054	000097	000618	000002	\$0000036	\$0000029	\$0000001	\$0000013
DWI 2	000000	000000	000000	000000	\$0000000	\$0000000	\$0000000	\$0000000
DWI 3	000629	000000	000000	000000	\$0000000	\$0000000	\$0000000	\$0000000
OTHER TRAFF	012073	000000	000000	000000	\$00669664	\$00605334	\$00691305	\$00615878
	-----	-----	-----	-----	-----	-----	-----	-----
	012756	000097	000618	000002	00689700	00605362	\$00691306	00615891
SMALL CLMS	000000	000000					\$0000000	\$0000000
OTHER CIVIL	000000	000000					\$0000000	\$0000000
	-----	-----					-----	-----
	000000	000000					\$0000000	\$0000000

OSCEOLA 07/93 THRU 06/94

	FILINGS	CNV	DISM	APPL	FINES	FINES	COSTS	COSTS
NEG HOM	000000	000000	000000	000000	ASSESSED	COLLECTED	ASSESSED	COLLECTED
MISDEMEANOR	001924	001561	000351	000004				
	-----	-----	-----	-----				
	001924	001561	000351	000004	\$00000000	\$0000000	\$00000000	\$0000000
FELONIES	000000	00443	BOUND	OVER				
DWI 1	000142	000120	000003	000007	\$0000000	\$0000000	\$0000000	\$0000000
DWI 2	000039	000034	000000	000002	\$0000000	\$0000000	\$0000000	\$0000000
DWI 3	000016	000014	000000	000000	\$0000000	\$0000000	\$0000000	\$0000000
OTHER TRAFF	003069	002649	000157	000000	\$00000000	\$00000000	\$00000000	\$00000000
	-----	-----	-----	-----	-----	-----	-----	-----
	003266	002817	000160	000009	00000000	00000000	\$00000000	00000000
SMALL CLMS	000360	000319					\$0007726	\$0008760
OTHER CIVIL	000336	000352					\$0013210	\$0014303
	-----	-----					-----	-----
	000746	000671					\$0020936	\$0023563

OZARK/FRANKLIN

07/93 THRU 06/94

	FILINGS	CNV	DISM	APPL	FINES	FINES	COSTS	COSTS
					ASSESSED	COLLECTED	ASSESSED	COLLECTED
NEG HOM	000000	000000	000000	000000				
MISDEMEANOR	001586	001209	000394	000000				
	-----	-----	-----	-----				
	001586	001209	000394	000000	\$000078636	\$0045554	\$00087352	\$0057596
FELONIES	000000	00005	BOUND	OVER				
DWI 1	000132	000121	000022	000015	\$0023650	\$0004199	\$0032162	\$0002955
DWI 2	000021	000017	000003	000001	\$0005515	\$0000000	\$0004076	\$0000000
DWI 3	000002	000002	000000	000000	\$0001825	\$0001317	\$0003560	\$0001837
OTHER TRAFF	002542	001786	000542	000025	\$000051478	\$000037365	\$00128833	\$00104165
	-----	-----	-----	-----				
	002697	001926	000567	000041	\$00022468	\$00042881	\$00168631	\$0109007
SMALL CLMS	000037	000029					\$0000928	\$0000828
OTHER CIVIL	000052	000010					\$0001440	\$0001440
	-----	-----						
	000089	000039					\$0002268	\$0002268

PARAGOULD/GREENE

07/93 THRU 06/94

	FILINGS	CNV	DISM	APPL	FINES	FINES	COSTS	COSTS
					ASSESSED	COLLECTED	ASSESSED	COLLECTED
NEG HOM	000000	000000	000000	000000				
MISDEMEANOR	007201	003353	000737	000012				
	-----	-----	-----	-----				
	007201	003353	000737	000012	\$00403900	\$0142002	\$00348253	\$0183172
FELONIES	000000	00230	BOUND	OVER				
DWI 1	000315	000199	000010	000005	\$0148475	\$0134802	\$0028668	\$0015286
DWI 2	000151	000076	000004	000003	\$0102375	\$0027090	\$0013287	\$0003773
DWI 3	000083	000018	000000	000001	\$0056235	\$0002077	\$0005266	\$0000975
OTHER TRAFF	003154	002472	000304	000007	\$00117795	\$00074491	\$00158198	\$00108074
	-----	-----	-----	-----				
	003683	002765	000318	000016	\$00424830	\$0244460	\$00205421	\$0128108
SMALL CLMS	000298	000168					\$0025151	\$0024131
OTHER CIVIL	000588	000094					\$0008323	\$0008323
	-----	-----						
	000886	000262					\$0033474	\$0032454

PARIS/LOGAN

07/93 THRU 06/94

	FILINGS	CNV	DISM	APPL	FINES	FINES	COSTS	COSTS
					ASSESSED	COLLECTED	ASSESSED	COLLECTED
NEG HOM	000000	000000	000000	000000				
MISDEMEANOR	001027	000485	000098	000000				
	-----	-----	-----	-----				
	001027	000485	000098	000000	\$00094571	\$0009157	\$00043870	\$0006126
FELONIES	000000	00000	BOUND	OVER				
DWI 1	000067	000019	000011	000000	\$0019654	\$0000372	\$0022419	\$0000303
DWI 2	000014	000004	000001	000000	\$0005586	\$0000000	\$0003680	\$0000000
DWI 3	000024	000009	000003	000000	\$0004031	\$0000000	\$0003052	\$0000000
OTHER TRAFF	000497	000201	000069	000000	\$00014148	\$00004817	\$00016196	\$00009527
	-----	-----	-----	-----				
	000622	000233	000084	000000	\$00043419	\$0005189	\$00045347	\$00009830
SMALL CLMS	000132	000132					\$0002690	\$0002690
OTHER CIVIL	000073	000073					\$0002252	\$0002252
	-----	-----						
	000205	000205					\$0004942	\$0004942

PERRYVILLE/PERRY

07/93 THRU 06/94

	FILINGS	CNV	DISM	APPL	FINES	FINES	COSTS	COSTS
					ASSESSED	COLLECTED	ASSESSED	COLLECTED
NEG HOM	000000	000000	000000	000000				
MISDEMEANOR	000665	000445	000079	000141				
	-----	-----	-----	-----				
	000665	000445	000079	000141	\$00036047	\$0022084	\$00014799	\$0009591
FELONIES	000000	00034	BOUND	OVER				
DWI 1	000082	000048	000001	000033	\$0030767	\$0012395	\$0003157	\$0001672
DWI 2	000005	000001	000000	000003	\$0001870	\$0000125	\$0000124	\$0000000
DWI 3	000002	000002	000000	000000	\$0004200	\$0001500	\$0000127	\$0000062
OTHER TRAFF	000875	000692	000100	000087	\$00033393	\$00023888	\$00026462	\$00019343
	-----	-----	-----	-----				
	000964	000743	000101	000123	\$00070230	\$0037903	\$00029670	\$0020077
SMALL CLMS	000089	000064					\$0001363	\$0001363
OTHER CIVIL	000000	000000					\$0000000	\$0000000
	-----	-----						
	000089	000064					\$0001363	\$0001363

PIGGOTT/CLAY 07/93 THRU 06/94

	FILINGS	CNV	DISM	APPL	FINES	FINES	COSTS	COSTS
NEG HOM	000000	000000	000000	000000	ASSESSED	COLLECTED	ASSESSED	COLLECTED
MISDEMEANOR	000147	000000	000000	000000				

	000147	000000	000000	000000	\$00017959	\$0013466	\$00000000	\$0000000
FELONIES	000000	000000	BOUND	OVER				
DWI 1	000012	000000	000000	000000	\$0005406	\$0004925	\$0000000	\$0000000
DWI 2	000000	000000	000000	000000	\$0000000	\$0000000	\$0000000	\$0000000
DWI 3	000000	000000	000000	000000	\$0000000	\$0000000	\$0000000	\$0000000
OTHER TRAFF	000357	000000	000000	000000	\$00021517	\$00024115	\$00000000	\$00000000

	000359	000000	000000	000000	00026923	00029040	\$00000000	00000000
SMALL CLMS	000000	000000					\$0000000	\$0000000
OTHER CIVIL	000000	000000					\$0000000	\$0000000

	000000	000000					\$0000000	\$0000000

PINE BLUFF/JEFFERSON 07/93 THRU 06/94

	FILINGS	CNV	DISM	APPL	FINES	FINES	COSTS	COSTS
NEG HOM	000000	000000	000000	000000	ASSESSED	COLLECTED	ASSESSED	COLLECTED
MISDEMEANOR	004741	000000	000000	000020				

	004741	000000	000000	000020	\$00000000	\$0199415	\$00000000	\$0085702
FELONIES	000000	000000	BOUND	OVER				
DWI 1	000470	000000	000000	000054	\$0000000	\$0016613	\$0000000	\$0010663
DWI 2	000025	000000	000000	000000	\$0000000	\$0000000	\$0000000	\$0000000
DWI 3	000005	000000	000000	000000	\$0000000	\$0000000	\$0000000	\$0000000
OTHER TRAFF	015335	000000	000000	000052	\$00000000	\$00454487	\$00000000	\$00312866

	015341	000000	000000	000112	00000000	00471100	\$00000000	00323529
SMALL CLMS	000642	000000					\$0000000	\$0012152
OTHER CIVIL	004204	000000					\$0000000	\$0106579

	004846	000000					\$0000000	\$0118731

POCAHONTAS/RANDOLPH

07/93 THRU 06/94

	FILINGS	CNV	DISM	APPL	FINES	FINES	COSTS	COSTS
NEG HOM	000000	000000	000000	000000	ASSESSED	COLLECTED	ASSESSED	COLLECTED
MISDEMEANOR	001464	001105	000251	000007				
	001464	001105	000251	000007	\$00024634	\$0035724	\$00029625	\$0043348
FELONIES	000000	000001	BOUND	OVER				
DWI 1	000079	000064	000020	000002	\$0015982	\$0023546	\$0014064	\$0024214
DWI 2	000028	000016	000005	000001	\$0015870	\$0006630	\$0006113	\$0003810
DWI 3	000008	000006	000000	000001	\$0007306	\$0001153	\$0001609	\$0000323
OTHER TRAFF	001111	000890	000055	000000	\$00016226	\$00041903	\$00009317	\$00044709
	001226	000976	000030	000004	00055384	00073232	\$00031103	00073056
SMALL CLMS	000141	000038					\$0000000	\$0000118
OTHER CIVIL	000322	000036					\$0000000	\$0001015
	000463	000124					\$0000000	\$0001133

PRAIRIE GROVE/WASHINGTON

07/93 THRU 06/94

	FILINGS	CNV	DISM	APPL	FINES	FINES	COSTS	COSTS
NEG HOM	000000	000000	000000	000000	ASSESSED	COLLECTED	ASSESSED	COLLECTED
MISDEMEANOR	000641	000385	000116	000000				
	000641	000385	000116	000000	\$00015529	\$0005410	\$00022848	\$0011051
FELONIES	000000	000000	BOUND	OVER				
DWI 1	000048	000022	000004	000000	\$0003350	\$0000060	\$0007266	\$0000970
DWI 2	000020	000006	000000	000000	\$0003350	\$0000200	\$0001975	\$0000275
DWI 3	000001	000001	000000	000000	\$0000000	\$0000000	\$0000000	\$0000000
OTHER TRAFF	002332	001530	000253	000000	\$00002029	\$00021344	\$00001362	\$00064524
	002401	001559	000257	000000	00003729	00021604	\$00011103	00065769
SMALL CLMS	000081	000091					\$0002438	\$0002311
OTHER CIVIL	000006	000012					\$0000271	\$0000248
	000087	000103					\$0002709	\$0002559

PRESCOTT/NEVADA

07/93 THRU 06/94

	FILINGS	CNV	DISM	APPL	FINES	FINES	CUSTS	COSTS	
NEG HOM	000000	000000	000000	000000	ASSESSED	COLLECTED	ASSESSED	COLLECTED	
MISDEMEANOR	000720	000625	000072	000000					
	000720	000625	000072	000000	\$00034369	\$0033553	\$00020847	\$0021573	
FELONIES	000000	00035	BOUND	OVER					
DWI 1	000059	000046	000002	000000	\$0317346	\$0012270	\$0014432	\$0018850	
DWI 2	000011	000009	000001	000000	\$0006054	\$0004763	\$0003351	\$0001981	
DWI 3	000002	000002	000000	000000	\$0003151	\$0000000	\$0001649	\$0000000	
OTHER TRAFF	001823	001385	000083	000000	\$00018189	\$00033386	\$00019490	\$00057105	
	001895	001442	000086	000000	00044740	00050419	\$00038922	00077936	
SMALL CLMS	000203	000125					\$0004404	\$0004404	
OTHER CIVIL	000017	000007					\$0000460	\$0000460	
	000220	000132					\$0004870	\$0004870	

PULASKI COUNTY/PULASKI

07/93 THRU 06/94

	FILINGS	CNV	DISM	APPL	FINES	FINES	CUSTS	COSTS	
NEG HOM	000000	000000	000000	000000	ASSESSED	COLLECTED	ASSESSED	COLLECTED	
MISDEMEANOR	005263	003719	000501	000013					
	005263	003719	000501	000013	\$00182948	\$0000000	\$00107097	\$0000000	
FELONIES	000451	00910	BOUND	OVER					
DWI 1	000722	000744	000001	000047	\$0211423	\$0000000	\$0181259	\$0000000	
DWI 2	000154	000173	000000	000000	\$0088450	\$0000000	\$0045148	\$0000000	
DWI 3	000048	000030	000000	000000	\$0030200	\$0000000	\$0007907	\$0000000	
OTHER TRAFF	014155	004763	000571	000353	\$00249548	\$00000000	\$00127043	\$00000000	
	015079	005710	000572	000900	00579626	00000000	\$00361362	00000000	
SMALL CLMS	001548	000013					\$0000345	\$0041109	
OTHER CIVIL	001128	000446					\$0017565	\$0020295	
	002676	000459					\$0017910	\$0001404	

RECTOR/CLAY

07/93 THRU 06/94

	FILINGS	CNV	DISM	APPL	FINES	FINES	COSTS	COSTS
					ASSESSED	COLLECTED	ASSESSED	COLLECTED
NEG HOM	000000	000000	000000	000000				
MISDEMEANOR	000096	000090	000009	000001				
	000096	000090	000009	000001	\$00009154	\$00009091	\$00003761	\$0003219
FELONIES	000000	00010	BOUND	OVER				
DWI 1	000022	000022	000000	000005	\$0007364	\$0009307	\$0006713	\$0004279
DWI 2	000004	000004	000000	000001	\$0002250	\$0001038	\$0001225	\$0000613
DWI 3	000000	000000	000000	000000	\$0000000	\$0000000	\$0000000	\$0000000
OTHER TRAFF	000370	000357	000011	000007	\$00018371	\$00033557	\$00014114	\$00014215
	000396	000383	000011	000013	00027925	00043902	\$00022052	00019107
SMALL CLMS	000018	000017					\$0000301	\$0000301
OTHER CIVIL	000000	000001					\$0000000	\$0000000
	000018	000013					\$0000301	\$0000301

RISON/CLEVELAND

07/93 THRU 06/94

	FILINGS	CNV	DISM	APPL	FINES	FINES	COSTS	COSTS
					ASSESSED	COLLECTED	ASSESSED	COLLECTED
NEG HOM	000000	000000	000000	000000				
MISDEMEANOR	000725	000517	000030	000007				
	000725	000517	000030	000007	\$00041727	\$0008434	\$00049186	\$0014096
FELONIES	000000	00029	BOUND	OVER				
DWI 1	000035	000012	000000	000001	\$0005832	\$0006741	\$0009976	\$0008576
DWI 2	000009	000004	000000	000000	\$0004180	\$0000464	\$0002741	\$0000306
DWI 3	000001	000000	000000	000000	\$0001074	\$0000000	\$0005296	\$0000000
OTHER TRAFF	000565	000533	000007	000000	\$00015705	\$00021937	\$00031222	\$00039925
	000628	000549	000007	000001	00029797	00029142	\$00044235	00048807
SMALL CLMS	000045	000043					\$0001306	\$0001306
OTHER CIVIL	000000	000000					\$0000000	\$0000000
	000045	000043					\$0001306	\$0001306

ROGERS/BENTON 07/93 THRU 06/94

	FILINGS	CNV	DISM	APPL	FINES	FINES	COSTS	COSTS	
					ASSESSED	COLLECTED	ASSESSED	COLLECTED	
NEG HOM	000001	000000	000000	000000					
MISDEMEANOR	005816	003477	002676	000024					
	005817	003477	002676	000024	\$00242827	\$0094016	\$00252310	\$0144240	
FELONIES 000001 00000 BOUND OVER									
DWI 1	000412	000329	000057	000033	\$0141288	\$0065662	\$0109805	\$0073612	
DWI 2	000025	000019	000093	000006	\$0010650	\$0000000	\$0006032	\$0000000	
DWI 3	000000	000002	000000	000002	\$0003750	\$0000000	\$0000669	\$0000000	
OTHER TRAFF	008981	007090	001441	000006	\$00316909	\$00223274	\$00498313	\$00376474	
	009418	007440	001501	000047	00472597	00283936	\$00614869	00450086	
SMALL CLMS	000893	000973					\$0023345	\$0023345	
OTHER CIVIL	001148	000853					\$0040625	\$0040553	
	002041	001831					\$0063970	\$0063898	

RUSSELLVILLE/POPE 07/93 THRU 06/94

	FILINGS	CNV	DISM	APPL	FINES	FINES	COSTS	COSTS	
					ASSESSED	COLLECTED	ASSESSED	COLLECTED	
NEG HOM	000000	000000	000000	000000					
MISDEMEANOR	004525	003148	001014	000000					
	004525	003148	001014	000000	\$00211842	\$0000000	\$00171561	\$0000000	
FELONIES 000000 00001 BOUND OVER									
DWI 1	000287	000250	000035	000000	\$0060428	\$0000000	\$0070244	\$0000000	
DWI 2	000070	000046	000011	000000	\$0057117	\$0000000	\$0012796	\$0000000	
DWI 3	000028	000022	000006	000000	\$0057960	\$0000000	\$0006709	\$0000000	
OTHER TRAFF	005419	003178	001731	000000	\$00161846	\$0000000	\$00183023	\$00000000	
	005804	003496	001733	000000	00337351	00000000	\$00272832	00000000	
SMALL CLMS	000619	000000					\$0019249	\$0000000	
OTHER CIVIL	000546	000000					\$0019675	\$0000000	
	001165	000000					\$0038924	\$0000000	

SALEM/FULTON

07/93 THRU 06/94

	FILINGS	CNV	DISM	APPL	FINES	FINES	COSTS	COSTS
					ASSESSED	COLLECTED	ASSESSED	COLLECTED
NEG HOM	000000	000000	000000	000000				
MISDEMEANOR	000030	000022	000006	000000				
	000030	000022	000006	000000	\$00004500	\$0002819	\$00003822	\$0002406
FELONIES	000000	000000	BOUND	OVER				
DWI 1	000023	000016	000000	000000	\$0006135	\$0013505	\$0006520	\$0002223
DWI 2	000000	000000	000000	000000	\$0000000	\$0000000	\$0000000	\$0000000
DWI 3	000000	000000	000000	000000	\$0000000	\$0000000	\$0000000	\$0000000
OTHER TRAFF	001028	000704	000030	000002	\$00040835	\$00035271	\$00047116	\$00035658
	001051	000720	000030	000002	00047020	00048775	\$00053636	00037881
SMALL CLMS	000031	000007					\$0001548	\$0001548
OTHER CIVIL	000000	000000					\$0000000	\$0000000
	000031	000007					\$0001548	\$0001548

SEARCY/WHITE

07/93 THRU 06/94

	FILINGS	CNV	DISM	APPL	FINES	FINES	COSTS	COSTS
					ASSESSED	COLLECTED	ASSESSED	COLLECTED
NEG HOM	000000	000000	000000	000000				
MISDEMEANOR	001583	000875	000256	008813				
	001583	000875	000256	008813	\$00050915	\$0020380	\$00056309	\$0030631
FELONIES	000000	000000	BOUND	OVER				
DWI 1	000209	000126	000003	000000	\$0043463	\$0013781	\$0041042	\$0013812
DWI 2	000067	000028	000000	000000	\$0012511	\$0003113	\$0007745	\$0002299
DWI 3	000009	000001	000000	000000	\$0003108	\$0001526	\$0001618	\$0001639
OTHER TRAFF	004445	003306	000438	000000	\$00078925	\$00070201	\$00105633	\$00093468
	004730	003461	000491	000000	00138007	00083621	\$00156039	00111218
SMALL CLMS	000528	000296					\$0151959	\$0096903
OTHER CIVIL	001633	000320					\$0005912	\$0005629
	002161	000616					\$0157871	\$0102532

SHERIDAN/GRANT

07/93 THRU 06/94

	FILINGS	CONV	DISM	APPL	FINES	FINES	COSTS	COSTS	
					ASSESSED	COLLECTED	ASSESSED	COLLECTED	
NEG HOM	000000	000000	000000	000000					
MISDEMEANOR	001239	000607	000032	000000					
	001239	000607	000032	000000	\$00055732	\$0027043	\$00039471	\$0017855	
FELONIES	000000	000000	BOUND	OVER					
DWI 1	000035	000037	000000	000000	\$0013050	\$0000341	\$0013273	\$0000352	
DWI 2	000021	000005	000000	000000	\$0002715	\$0000000	\$0001742	\$0000000	
DWI 3	000005	000001	000000	000000	\$0001191	\$0000000	\$0000352	\$0000000	
OTHER TRAFF	002398	001324	000002	000000	\$00051346	\$00039484	\$00077688	\$00063670	
	002509	001367	000002	000000	\$00058302	\$00039825	\$00093055	\$00064022	
SMALL CLMS	000221	000000					\$0004556	\$0004556	
OTHER CIVIL	000052	000000					\$0002105	\$0002105	
	000273	000000					\$0006661	\$0006661	

SHERWOOD/PULASKI

07/93 THRU 06/94

	FILINGS	CONV	DISM	APPL	FINES	FINES	COSTS	COSTS	
					ASSESSED	COLLECTED	ASSESSED	COLLECTED	
NEG HOM	000000	000000	000000	000000					
MISDEMEANOR	001474	001450	000024	000000					
	001474	001450	000024	000000	\$00126345	\$0063175	\$00718822	\$0184411	
FELONIES	000000	000000	BOUND	OVER					
DWI 1	000205	000099	000000	000000	\$0072798	\$0050172	\$0066573	\$0045970	
DWI 2	000034	000010	000000	000000	\$0017876	\$0010582	\$0011041	\$0007235	
DWI 3	000017	000005	000000	000000	\$0003938	\$0002219	\$0005521	\$0000950	
OTHER TRAFF	006389	005190	001199	000000	\$00112797	\$00138282	\$00077975	\$00110057	
	006645	005304	001199	000000	\$00212409	\$00201255	\$00161110	\$00164212	
SMALL CLMS	001216	001216					\$0011491	\$0011491	
OTHER CIVIL	004182	004182					\$0050506	\$0050506	
	005398	005398					\$0061997	\$0061997	

SILOAM SPRINGS/BENTON

07/93 THRU 06/94

	FILINGS	CNV	DISM	APPL	FINES	FINES	COSTS	COSTS
					ASSESSED	COLLECTED	ASSESSED	COLLECTED
NEG HOM	000000	000000	000000	000000				
MISDEMEANOR	000639	000006	000296	000046				
	000639	000006	000296	000046	\$00017477	\$0020867	\$00014862	\$0018332
FELONIES	000004	000001	BOUND	OVER				
DWI 1	000022	000000	000006	000003	\$0000000	\$0000000	\$0000000	\$0000000
DWI 2	000002	000000	000001	000000	\$0000000	\$0000000	\$0000000	\$0000000
DWI 3	000000	000000	000000	000000	\$0000000	\$0000000	\$0000000	\$0000000
OTHER TRAFF	001493	000004	000063	000173	\$00037786	\$00048741	\$00052699	\$00063307
	001517	000004	000070	000176	00037726	00048741	\$00052699	00063307
SMALL CLMS	000234	000182					\$0076046	\$0085141
OTHER CIVIL	000031	000024					\$0063265	\$0074921
	000285	000206					\$0139311	\$0160062

SPRINGDALE/WASHINGTON

07/93 THRU 06/94

	FILINGS	CNV	DISM	APPL	FINES	FINES	COSTS	COSTS
					ASSESSED	COLLECTED	ASSESSED	COLLECTED
NEG HOM	000000	000000	000000	000000				
MISDEMEANOR	005492	002496	001555	001442				
	005492	002496	001555	001442	\$00132410	\$0000000	\$00118040	\$0000000
FELONIES	000000	000000	BOUND	OVER				
DWI 1	000419	000383	000026	000010	\$0092041	\$0000000	\$0100224	\$0000000
DWI 2	000000	000000	000000	000000	\$0000000	\$0000000	\$0000000	\$0000000
DWI 3	000000	000000	000000	000000	\$0000000	\$0000000	\$0000000	\$0000000
OTHER TRAFF	007828	005936	001871	000023	\$00245375	\$00000000	\$00303503	\$00000000
	008247	006319	001897	000033	00337416	00000000	\$00408732	00000000
SMALL CLMS	000370	000000					\$0000000	\$0008756
OTHER CIVIL	000362	000000					\$0000000	\$0023353
	001232	000000					\$0000000	\$0032109

STAR CITY/LINCOLN

07/93 THRU 06/94

	FILINGS	CNV	DISM	APPL	FINES	FINES	COSTS	COSTS	
					ASSESSED	COLLECTED	ASSESSED	COLLECTED	
NEG HOM	000000	000000	000000	000000					
MISDEMEANOR	000541	000413	000141	000000					
	-----	-----	-----	-----					
	000541	000413	000141	000000	\$00057454	\$0002648	\$00033395	\$0001942	
FELONIES	000000	000000	BOUND	OVER					
DWI 1	000066	000066	000004	000004	\$0029157	\$0001979	\$0019054	\$0002016	
DWI 2	000007	000007	000000	000000	\$0004910	\$0000500	\$0002095	\$0000000	
DWI 3	000004	000004	000000	000000	\$0004827	\$0000000	\$0001218	\$0000000	
OTHER TRAFF	000605	000533	000056	000000	\$00024432	\$00007345	\$00013736	\$00004342	
	-----	-----	-----	-----	-----	-----	-----	-----	
	000682	000610	000050	000004	00063386	00009824	\$00036103	00006358	
SMALL CLMS	000049	000041					\$0001093	\$0001098	
OTHER CIVIL	000014	000007					\$0000615	\$0000615	
	-----	-----					-----	-----	
	000063	000048					\$0001713	\$0001713	

STUTTGART/ARKANSAS

07/93 THRU 06/94

	FILINGS	CNV	DISM	APPL	FINES	FINES	COSTS	COSTS	
					ASSESSED	COLLECTED	ASSESSED	COLLECTED	
NEG HOM	000000	000000	000000	000000					
MISDEMEANOR	001559	001113	000330	000000					
	-----	-----	-----	-----					
	001559	001113	000330	000000	\$00181709	\$0000000	\$00069841	\$0000000	
FELONIES	000000	000003	BOUND	OVER					
DWI 1	000177	000136	000024	000000	\$0066810	\$0002636	\$0040853	\$0000000	
DWI 2	000025	000015	000001	000000	\$0011750	\$0000000	\$0004312	\$0000000	
DWI 3	000007	000004	000001	000000	\$0008183	\$0000000	\$0001282	\$0000000	
OTHER TRAFF	002808	002520	000166	000000	\$00096242	\$00000000	\$00119769	\$00000000	
	-----	-----	-----	-----	-----	-----	-----	-----	
	003017	002735	000192	000000	00182995	00002636	\$00166721	00000000	
SMALL CLMS	000302	000024					\$0000000	\$0011817	
OTHER CIVIL	000582	000050					\$0000000	\$0023661	
	-----	-----					-----	-----	
	000884	000074					\$0000000	\$0035478	

TEXARKANA/MILLER

07/93 THRU 06/94

	FILINGS	CONV	DISM	APPL	FINES	FINES	COSTS	COSTS
					ASSESSED	COLLECTED	ASSESSED	COLLECTED
NEG HOM	000000	000000	000000	000000				
MISDEMEANOR	005450	004826	000493	000012				
	-----	-----	-----	-----	-----	-----	-----	-----
	005450	004826	000493	000012	\$00269841	\$0143382	\$00320683	\$0113232
FELONIES	000000	00763	BOUND	OVER				
DWI 1	000457	000450	000017	000049	\$0163333	\$0087218	\$0154646	\$0111262
DWI 2	000010	000007	000000	000002	\$0002596	\$0000000	\$0002704	\$0000000
DWI 3	000000	000000	000000	000001	\$0000000	\$0000000	\$0000000	\$0000000
OTHER TRAFF	007487	005330	003015	000007	\$00187702	\$00155684	\$00168714	\$00147306
	-----	-----	-----	-----	-----	-----	-----	-----
	007954	005787	003032	000059	\$0353881	\$0242902	\$00356064	\$0258593
SMALL CLMS	000174	000162					\$0004924	\$0004833
OTHER CIVIL	000071	000039					\$0002732	\$0002732
	-----	-----					-----	-----
	000245	000200					\$0007656	\$0007565

TRUMANN/POINSETT

07/93 THRU 06/94

	FILINGS	CONV	DISM	APPL	FINES	FINES	COSTS	COSTS
					ASSESSED	COLLECTED	ASSESSED	COLLECTED
NEG HOM	000000	000000	000000	000000				
MISDEMEANOR	000712	000306	000131	000012				
	-----	-----	-----	-----	-----	-----	-----	-----
	000712	000306	000131	000012	\$00018589	\$0017284	\$00019634	\$0019430
FELONIES	000000	00112	BOUND	OVER				
DWI 1	000157	000100	000004	000015	\$0330571	\$0034358	\$0026910	\$0023712
DWI 2	000058	000034	000000	000004	\$0020457	\$0019237	\$0010067	\$0008739
DWI 3	000020	000011	000000	000000	\$0008332	\$0011199	\$0002865	\$0002044
OTHER TRAFF	001970	001454	000047	000010	\$00057847	\$00059084	\$00067723	\$00071585
	-----	-----	-----	-----	-----	-----	-----	-----
	002205	001599	000051	000029	\$0117007	\$0124378	\$00107565	\$0111080
SMALL CLMS	000123	000024					\$0000785	\$0000785
OTHER CIVIL	000131	000095					\$0002120	\$0002120
	-----	-----					-----	-----
	000254	000179					\$0002905	\$0002905

TYRONZA/POINSETT

07/93 THRU 06/94

	FILINGS	CNV	DISM	APPL	FINES	FINES	COSTS	COSTS	
					ASSESSED	COLLECTED	ASSESSED	COLLECTED	
NEG HOM	000000	000000	000000	000000					
MISDEMEANOR	000469	000310	000024	000003					
	000469	000310	000024	000003	\$00010330	\$0002491	\$00022413	\$0020840	
FELONIES	000000	000004	BOUND	OVER					
DWI 1	000019	000012	000003	000002	\$0003114	\$0004305	\$0003931	\$0004820	
DWI 2	000002	000003	000001	000001	\$0002318	\$0000519	\$0001365	\$0000316	
DWI 3	000005	000000	000000	000000	\$0000400	\$0000000	\$0000341	\$0000000	
OTHER TRAFF	003902	003526	000008	000009	\$00104578	\$00105126	\$00197430	\$00196839	
	003928	003541	000012	000012	00110410	00102950	\$00203067	00202025	
SMALL CLMS	000000	000000					\$0000000	\$0000000	
OTHER CIVIL	000000	000000					\$0000000	\$0000000	
	000000	000000					\$0000000	\$0000000	

VAN BUREN/CRAWFORD

07/93 THRU 06/94

	FILINGS	CNV	DISM	APPL	FINES	FINES	COSTS	COSTS	
					ASSESSED	COLLECTED	ASSESSED	COLLECTED	
NEG HOM	000000	000000	000000	000000					
MISDEMEANOR	003998	000699	000127	000000					
	003998	000699	000127	000000	\$00141809	\$0052095	\$00090145	\$0032431	
FELONIES	000000	000000	BOUND	OVER					
DWI 1	000316	000248	000015	000000	\$0088822	\$0037871	\$0073023	\$0032633	
DWI 2	000048	000035	000000	000000	\$0020425	\$0005330	\$0010062	\$0002252	
DWI 3	000009	000006	000000	000000	\$0005430	\$0000300	\$0001724	\$0000140	
OTHER TRAFF	007301	001497	000033	000000	\$00405340	\$00237231	\$00204045	\$00153144	
	007674	001786	000048	000000	00520067	00331332	\$00283914	00198169	
SMALL CLMS	000186	000000					\$0000000	\$0000000	
OTHER CIVIL	000690	000000					\$0021964	\$0021964	
	000678	000000					\$0021964	\$0021964	

WALDRON/SCOTT

07/93 THRU 06/94

	FILINGS	CNV	DISM	APPL	FINES	FINES	COSTS	COSTS		
NEG HOM	000000	000000	000000	000000	ASSESSED	COLLECTED	ASSESSED	COLLECTED		
MISDEMEANOR	000690	000389	000218	000000						
	-----	-----	-----	-----	-----	-----	-----	-----		
	000690	000389	000218	000000	\$00040750	\$0000000	\$00022870	\$0000000		
FELONIES	000000	000000	BOUND	OVER						
DWI 1	000051	000040	000005	000000	\$0019592	\$0000000	\$0012757	\$0000000		
DWI 2	000007	000005	000001	000000	\$0004337	\$0000000	\$0001608	\$0000000		
DWI 3	000003	000001	000002	000000	\$0001743	\$0000000	\$0001414	\$0000000		
OTHER TRAFF	001454	001190	000159	000000	\$00035401	\$00000000	\$00050760	\$00000000		
	-----	-----	-----	-----	-----	-----	-----	-----		
	001515	001236	000167	000000	\$00061079	\$0000000	\$00066539	\$0000000		
SMALL CLMS	000116	000061					\$0003137	\$0000788		
OTHER CIVIL	000059	000031					\$0003740	\$0000635		
	-----	-----					-----	-----		
	000175	000092					\$0006877	\$0001423		

WALNUT RIDGE/LAWRENCE

07/93 THRU 06/94

	FILINGS	CNV	DISM	APPL	FINES	FINES	COSTS	COSTS		
NEG HOM	000000	000000	000000	000000	ASSESSED	COLLECTED	ASSESSED	COLLECTED		
MISDEMEANOR	001480	001172	000130	000004						
	-----	-----	-----	-----	-----	-----	-----	-----		
	001480	001172	000130	000004	\$00059328	\$0041785	\$00062372	\$0042823		
FELONIES	000000	00051	BOUND	OVER						
DWI 1	000165	000121	000014	000008	\$0049500	\$0022541	\$0036822	\$0016172		
DWI 2	000071	000055	000006	000001	\$0039700	\$0008890	\$0018163	\$0007044		
DWI 3	000024	000018	000005	000000	\$0024700	\$0001900	\$0005132	\$0001269		
OTHER TRAFF	002587	002097	000099	000002	\$00080888	\$00053178	\$00100414	\$00085878		
	-----	-----	-----	-----	-----	-----	-----	-----		
	002847	002291	000124	000011	\$00194782	\$00086509	\$00162531	\$0110363		
SMALL CLMS	000150	000063					\$0003920	\$0003920		
OTHER CIVIL	000253	000108					\$0005930	\$0005930		
	-----	-----					-----	-----		
	000403	000171					\$0009850	\$0009850		

WARREN/BRADLEY 07/93 THRU 06/94

	FILINGS	CNV	DISM	APPL	FINES	FINES	COSTS	COSTS
					ASSESSED	COLLECTED	ASSESSED	COLLECTED
NEG HOM	000000	000000	000000	000000				
MISDEMEANOR	000651	000592	000250	000000				
	-----	-----	-----	-----				
	000351	000592	000250	000000	\$00042921	\$0007545	\$00020447	\$0004928
FELONIES	000000	000000	BOUND	OVER				
DWI 1	000065	000057	000010	000001	\$0010576	\$0006481	\$0016982	\$0013287
DWI 2	000013	000011	000004	000000	\$0005953	\$0001405	\$0003345	\$0001906
DWI 3	000003	000005	000000	000000	\$0006216	\$0000322	\$0001519	\$0000838
OTHER TRAFF	001477	001238	000254	000002	\$00071579	\$00080366	\$00029672	\$00040080
	-----	-----	-----	-----	-----	-----	-----	-----
	001558	001311	000268	000003	\$0094329	\$0008574	\$00051518	\$00056111
SMALL CLMS	000635	000614					\$0022309	\$0022309
OTHER CIVIL	000000	000000					\$0000000	\$0000000
	-----	-----					-----	-----
	000635	000614					\$0022309	\$0022309

WEST FORK/WASHINGTON 07/93 THRU 06/94

	FILINGS	CNV	DISM	APPL	FINES	FINES	COSTS	COSTS
					ASSESSED	COLLECTED	ASSESSED	COLLECTED
NEG HOM	000000	000000	000000	000000				
MISDEMEANOR	000572	000440	000065	000000				
	-----	-----	-----	-----				
	000572	000440	000065	000000	\$00021394	\$0005237	\$00019134	\$0006376
FELONIES	000000	000000	BOUND	OVER				
DWI 1	000035	000027	000007	000001	\$0002375	\$0001169	\$0009173	\$0001810
DWI 2	000014	000002	000000	000000	\$0002375	\$0000064	\$0000679	\$0000287
DWI 3	000003	000006	000000	000000	\$0005900	\$0000000	\$0002035	\$0000000
OTHER TRAFF	004036	003733	000489	000000	\$00003733	\$00053435	\$00003733	\$00128959
	-----	-----	-----	-----	-----	-----	-----	-----
	004143	003702	000496	000001	\$0014333	\$00051712	\$00015620	\$0131056
SMALL CLMS	000001	000003					\$0000072	\$0000072
OTHER CIVIL	000000	000012					\$0000646	\$0000392
	-----	-----					-----	-----
	000006	000015					\$0000712	\$0000470

WEST HELENA/PHILLIPS

07/93 THRU 06/94

	FILINGS	CONV	DISM	APPL	FINES	FINES	COSTS	COSTS
					ASSESSED	COLLECTED	ASSESSED	COLLECTED
NEG HOM	000000	000000	000000	000000				
MISDEMEANOR	001570	000952	000134	000070				
	001570	000952	000134	000070	\$00109872	\$0035310	\$0055726	\$0029196
FELONIES	000000	000002	BOUND	OVER				
DWI 1	000068	000067	000001	000016	\$0019200	\$0003204	\$0022238	\$0004610
DWI 2	000017	000009	000000	000004	\$0004150	\$0000603	\$0002509	\$0000301
DWI 3	000001	000000	000000	000000	\$0000000	\$0000000	\$0000000	\$0000000
OTHER TRAFF	001074	000779	000049	000036	\$00070310	\$00032182	\$00054240	\$00045884
	001160	000855	000050	000055	\$00093650	\$00035989	\$00078987	\$00050795
SMALL CLMS	000061	000072					\$0002012	\$0002012
OTHER CIVIL	000025	000014					\$0000612	\$0000612
	000106	000086					\$0002624	\$0002624

WEST MEMPHIS/CRITTENDEN

07/93 THRU 06/94

	FILINGS	CONV	DISM	APPL	FINES	FINES	COSTS	COSTS
					ASSESSED	COLLECTED	ASSESSED	COLLECTED
NEG HOM	000002	000000	000000	000000				
MISDEMEANOR	006571	002684	001075	000174				
	006573	002684	001075	000174	\$00268932	\$0057321	\$00164318	\$0077723
FELONIES	001180	00658	BOUND	OVER				
DWI 1	000463	000264	000112	000090	\$0065597	\$0025356	\$0118565	\$0059688
DWI 2	000082	000036	000007	000022	\$00031300	\$00006643	\$0019610	\$0008007
DWI 3	000017	000007	000000	000007	\$0008900	\$0000562	\$0003797	\$0000532
OTHER TRAFF	014426	003725	000773	000061	\$000614365	\$00412093	\$00438415	\$00342618
	014993	004032	000892	000180	00720162	\$0444654	\$00580357	\$0410545
SMALL CLMS	000184	000090					\$0007936	\$0007936
OTHER CIVIL	000799	000360					\$0028080	\$0028080
	000983	000450					\$0036016	\$0036016

WHITE HALL/JEFFERSON

07/93 THRU 06/94

	FILINGS	CNV	DISM	APPL	FINES	FINES	COSTS	COSTS	
					ASSESSED	COLLECTED	ASSESSED	COLLECTED	
NEG HOM	000000	000000	000000	000000					
MISDEMEANOR	000087	000035	000000	000000					
	-----	-----	-----	-----					
	000087	000035	000000	000000	\$00009761	\$00009761	\$00003494	\$00003494	
FELONIES	000000	000000	BOUND	OVER					
DWI 1	000029	000013	000000	000001	\$0008203	\$0008203	\$0004876	\$0004876	
DWI 2	000000	000000	000000	000000	\$0001217	\$0001217	\$0000299	\$0000299	
DWI 3	000001	000000	000000	000000	\$0001425	\$0001425	\$0000000	\$0000000	
OTHER TRAFF	000214	000646	000024	000000	\$00040361	\$00037361	\$00017359	\$00017359	
	-----	-----	-----	-----					
	000344	000659	000024	000001	00051206	00048206	\$00022534	00022534	
SMALL CLMS	000000	000000					\$0000000	\$0000000	
OTHER CIVIL	000000	000000					\$0000000	\$0000000	
	-----	-----							
	000000	000000					\$0000000	\$0000000	

WRIGHTSVILLE/PULASKI

07/93 THRU 06/94

	FILINGS	CNV	DISM	APPL	FINES	FINES	COSTS	COSTS	
					ASSESSED	COLLECTED	ASSESSED	COLLECTED	
NEG HOM	000000	000000	000000	000000					
MISDEMEANOR	000026	000000	000000	000000					
	-----	-----	-----	-----					
	000026	000000	000000	000000	\$00002500	\$0000000	\$00000000	\$00000000	
FELONIES	000000	000000	BOUND	OVER					
DWI 1	000003	000001	000000	000000	\$0000655	\$0000150	\$0000000	\$0000000	
DWI 2	000000	000000	000000	000000	\$0000000	\$0000000	\$0000000	\$0000000	
DWI 3	000000	000000	000000	000000	\$0000000	\$0000000	\$0000000	\$0000000	
OTHER TRAFF	000039	000021	000005	000000	\$00005014	\$00005455	\$00002266	\$00001493	
	-----	-----	-----	-----					
	000092	000022	000005	000000	00005669	00005405	\$00002266	00001493	
SMALL CLMS	000000	000000					\$0000000	\$0000000	
OTHER CIVIL	001536	000025					\$0038368	\$0040189	
	-----	-----							
	001536	000025					\$0038368	\$0040189	

WYNNE/CROSS

07/93 THRU 06/94

	FILINGS	CONV	DISM	APPL	FINES	FINES	COSTS	COSTS
					ASSESSED	COLLECTED	ASSESSED	COLLECTED
NEG HOM	000000	000000	000000	000000				
MISDEMEANOR	007893	001635	001692	000013	\$00159373	\$0096440	\$00060854	\$0048518

FELONIES	000000	00314	SOUND	OVER				
DWI 1	000130	000126	000005	000026	\$0061272	\$0038389	\$0047074	\$0033726
DWI 2	000045	000045	000000	000000	\$0000000	\$0000000	\$0000000	\$0000000
DWI 3	000003	000003	000000	000000	\$0000000	\$0000000	\$0000000	\$0000000
OTHER TRAFF	001023	001023	000000	000001	\$00020952	\$00019168	\$00041480	\$00039220

	001201	001197	000005	000029	00082224	00057557	\$00088554	00072946
SMALL CLMS	000357	000215					\$0010077	\$0010077
OTHER CIVIL	000590	000446					\$0011420	\$0011420

	000947	000661					\$0021497	\$0021497

YELL COUNTY/YELL

07/93 THRU 06/94

	FILINGS	CONV	DISM	APPL	FINES	FINES	CCSTS	COSTS
					ASSESSED	COLLECTED	ASSESSED	COLLECTED
NEG HOM	000000	000000	000000	000000				
MISDEMEANOR	000895	000720	000005	000003	\$00023367	\$0022539	\$00028058	\$0026723

FELONIES	000000	00000	SOUND	OVER				
DWI 1	000046	000047	000001	000004	\$0013492	\$0002494	\$0011008	\$0012319
DWI 2	000007	000003	000000	000000	\$0004999	\$0000677	\$0001652	\$0000914
DWI 3	000003	000000	000000	000000	\$0000000	\$0000045	\$0000000	\$0000000
OTHER TRAFF	000607	000593	000003	000001	\$00017261	\$00016696	\$00018356	\$00018180

	000663	000643	000004	000005	00035752	00025912	\$00031016	00031413
SMALL CLMS	000000	000000					\$0000000	\$0000000
OTHER CIVIL	000000	000000					\$0000000	\$0000000

	000000	000000					\$0000000	\$0000000

STATE TOTAL

07/93 THRU 06/94

	FILINGS	CNV	DISM	APPL	FINES	FINES	COSTS	COSTS	
NEG HOM	000003	000000	000000	000000	ASSESSED	COLLECTED	ASSESSED	COLLECTED	
MISDEMEANOR	255311	144563	045921	012058					
	255314	144563	045921	012058	\$11442352	\$4773605	\$09337726	\$4020134	
FELONIES 006036 12436 BOUND OVER									
DWI 1	017631	012435	001665	000727	\$4290167	\$1747782	\$3903335	\$1763725	
DWI 2	002910	001918	000132	000138	\$1241059	\$0323703	\$0597593	\$0220085	
DWI 3	001433	000443	000042	000037	\$0553085	\$0123324	\$0161033	\$0080926	
OTHER TRAFF	390756	230817	044781	001804	\$11240515	\$07991415	\$10722942	\$08484569	
	412732	245613	046626	002706	17324826	10136224	\$15384903	10549305	
SMALL CLMS	024040	012721					\$0743647	\$0771370	
OTHER CIVIL	038945	016905					\$0910699	\$1134943	
	062985	029626					\$1654346	\$1906322	

ALLPORT

07/93 THRU 06/94

	FILINGS	CONV	DISM	APPL	FINES	FINES	COSTS	COSTS	
					ASSESSED	COLLECTED	ASSESSED	COLLECTED	
NEG HOM	000000	000000	000000	000000					
MISDEMEANOR	000000	000000	000000	000000					
	-----	-----	-----	-----	-----	-----	-----	-----	-----
	000000	000000	000000	000000	\$00000000	\$0000000	\$00000000	\$0000000	
FELONIES	000000	000000	BOUND	OVER					
DWI 1	000000	000000	000000	000000	\$0000000	\$0000000	\$0000000	\$0000000	
DWI 2	000000	000000	000000	000000	\$0000000	\$0000000	\$0000000	\$0000000	
DWI 3	000000	000000	000000	000000	\$0000000	\$0000000	\$0000000	\$0000000	
OTHER TRAFF	000000	000000	000000	000000	\$00000000	\$00000000	\$00000000	\$00000000	
	-----	-----	-----	-----	-----	-----	-----	-----	-----
	000000	000000	000000	000000	\$00000000	\$0000000	\$00000000	\$0000000	
SMALL CLMS	000000	000000					\$0000000	\$0000000	
OTHER CIVIL	000000	000000					\$0000000	\$0000000	
	-----	-----					-----	-----	
	000000	000000					\$0000000	\$0000000	

ALMA/CRAWFORD

07/93 THRU 06/94

	FILINGS	CONV	DISM	APPL	FINES	FINES	COSTS	COSTS	
					ASSESSED	COLLECTED	ASSESSED	COLLECTED	
NEG HOM	000000	000000	000000	000000					
MISDEMEANOR	000000	000000	000000	000000					
	-----	-----	-----	-----	-----	-----	-----	-----	-----
	000000	000000	000000	000000	\$00000000	\$0000000	\$00000000	\$0000000	
FELONIES	000000	000000	BOUND	OVER					
DWI 1	000136	000023	000000	000003	\$0000000	\$0000000	\$0000000	\$0000000	
DWI 2	000006	000005	000001	000000	\$0000000	\$0000000	\$0000000	\$0000000	
DWI 3	000000	000000	000001	000000	\$0000000	\$0000000	\$0000000	\$0000000	
OTHER TRAFF	001388	000294	000014	000004	\$00000000	\$00076897	\$00000000	\$00064037	
	-----	-----	-----	-----	-----	-----	-----	-----	-----
	001530	000322	000016	000007	\$00000000	\$00076897	\$00000000	\$00064037	
SMALL CLMS	000000	000000					\$0000000	\$0000000	
OTHER CIVIL	000000	000000					\$0000000	\$0000000	
	-----	-----					-----	-----	
	000000	000000					\$0000000	\$0000000	

ALTHEIMER/JEFFERSON

07/93 THRU 06/94

	FILINGS	CNV	DISM	APPL	FINES ASSESSED	FINES COLLECTED	COSTS ASSESSED	COSTS COLLECTED
NEG HOM	000000	000000	000000	000000				
MISDEMEANOR	000058	000052	000002	000000				
	000058	000052	000002	000000	\$00004775	\$0002350	\$00000000	\$0000000
FELONIES	000000	00000	00000	OVER				
DWI 1	000000	000000	000000	000000	\$0000000	\$0000000	\$0000000	\$0000000
DWI 2	000001	000001	000000	000000	\$0001500	\$0000000	\$0000000	\$0000000
DWI 3	000000	000000	000000	000000	\$0000000	\$0000000	\$0000000	\$0000000
OTHER TRAFF	000047	000048	000005	000000	\$00003200	\$00000750	\$00000000	\$00000000
	000048	000049	000005	000000	00004700	00000750	\$00000000	00000000
SMALL CLMS	000000	000000					\$0000000	\$0000000
OTHER CIVIL	000000	000000					\$0000000	\$0000000
	000000	000000					\$0000000	\$0000000

ALTUS/FRANKLIN

07/93 THRU 06/94

	FILINGS	CNV	DISM	APPL	FINES ASSESSED	FINES COLLECTED	COSTS ASSESSED	COSTS COLLECTED
NEG HOM	000000	000000	000000	000000				
MISDEMEANOR	000039	000040	000011	000000				
	000039	000040	000011	000000	\$00002792	\$0002478	\$00003416	\$0003106
FELONIES	000000	00000	00000	BOUND OVER				
DWI 1	000008	000003	000000	000000	\$0000936	\$0001382	\$0001217	\$0001329
DWI 2	000001	000002	000000	000000	\$0000268	\$0000000	\$0000606	\$0000000
DWI 3	000000	000000	000000	000000	\$0000000	\$0000000	\$0000000	\$0000000
OTHER TRAFF	000279	000223	000031	000000	\$00009742	\$00008028	\$00003521	\$00006963
	000288	000228	000031	000000	00011546	00009410	\$00010344	00003292
SMALL CLMS	000000	000000					\$0000000	\$0000000
OTHER CIVIL	000000	000000					\$0000000	\$0000000
	000000	000000					\$0000000	\$0000000

AMITY/CLARK

07/93 THRU 06/94

	FILINGS	CONV	DISM	APPL	FINES	FINES	COSTS	COSTS	
					ASSESSED	COLLECTED	ASSESSED	COLLECTED	
NEG HOM	000000	000000	000000	000000					
MISDEMEANOR	000000	000000	000000	000000					
	000000	000000	000000	000000	\$00000000	\$00000000	\$00000000	\$00000000	
FELONIES	000000	000000	BOUND	OVER					
DWI 1	000001	000001	000000	000000	\$00000609	\$00000200	\$00000000	\$00000000	
DWI 2	000001	000001	000000	000000	\$00000000	\$00000000	\$00000150	\$00000150	
DWI 3	000000	000000	000000	000000	\$00000000	\$00000000	\$00000000	\$00000000	
OTHER TRAFF	000014	000046	000000	000000	\$000003018	\$000003068	\$000000519	\$000000569	
	000016	000048	000000	000000	\$000003627	\$000003268	\$000000669	\$000000719	
SMALL CLMS	000000	000000					\$00000000	\$00000000	
OTHER CIVIL	000000	000000					\$00000000	\$00000000	
	000000	000000					\$00000000	\$00000000	

ARKANSAS CITY/DESHA

07/93 THRU 06/94

	FILINGS	CONV	DISM	APPL	FINES	FINES	COSTS	COSTS	
					ASSESSED	COLLECTED	ASSESSED	COLLECTED	
NEG HOM	000000	000000	000000	000000					
MISDEMEANOR	000001	000001	000000	000000					
	000001	000001	000000	000000	\$000000249	\$00000249	\$000000020	\$000000020	
FELONIES	000000	000000	BOUND	OVER					
DWI 1	000001	000000	000001	000000	\$00000000	\$00000000	\$00000000	\$00000000	
DWI 2	000000	000000	000000	000000	\$00000000	\$00000000	\$00000000	\$00000000	
DWI 3	000000	000000	000000	000000	\$00000000	\$00000000	\$00000000	\$00000000	
OTHER TRAFF	000018	000013	000005	000000	\$000002096	\$000001850	\$000000260	\$000000240	
	000019	000013	000006	000000	\$000002096	\$000001850	\$000000260	\$000000240	
SMALL CLMS	000000	000000					\$00000000	\$00000000	
OTHER CIVIL	000000	000000					\$00000120	\$00000120	
	000000	000000					\$00000120	\$00000120	

ATKINS/POPE

07/93 THRU 06/94

	FILINGS	CONV	DISM	APPL	FINES	FINES	COSTS	COSTS
					ASSESSED	COLLECTED	ASSESSED	COLLECTED
NEG HOM	000000	000000	000000	000000				
MISDEMEANOR	000272	000201	000071	000002				
	000272	000201	000071	000002	\$00020848	\$0016284	\$00007761	\$0006651
FELONIES	000000	000000	BOUND	OVER				
DWI 1	000026	000023	000003	000000	\$0008799	\$0009948	\$0004230	\$0004054
DWI 2	000005	000005	000000	000001	\$0004081	\$0004533	\$0000928	\$0000564
DWI 3	000000	000000	000000	000000	\$0000000	\$0000710	\$0000000	\$0000000
OTHER TRAFF	000186	000104	000082	000001	\$00004145	\$00004453	\$00002996	\$00003215
	000217	000132	000085	000002	00017025	00019694	\$00002154	00007833
SMALL CLMS	000000	000000					\$0000000	\$0000000
OTHER CIVIL	000000	000000					\$0000000	\$0000000
	000000	000000					\$0000000	\$0000000

AUSTIN/LONOKE

07/93 THRU 06/94

	FILINGS	CONV	DISM	APPL	FINES	FINES	COSTS	COSTS
					ASSESSED	COLLECTED	ASSESSED	COLLECTED
NEG HOM	000000	000000	000000	000000				
MISDEMEANOR	000000	000000	000000	000000				
	000000	000000	000000	000000	\$00000000	\$0000000	\$00000000	\$0000000
FELONIES	000000	000000	BOUND	OVER				
DWI 1	000001	000001	000000	000000	\$0000707	\$0000707	\$0000193	\$0000193
DWI 2	000001	000001	000000	000000	\$0000629	\$0000629	\$0000017	\$0000017
DWI 3	000000	000000	000000	000000	\$0000000	\$0000000	\$0000000	\$0000000
OTHER TRAFF	000017	000013	000004	000000	\$00001315	\$00000935	\$00000171	\$00000138
	000019	000015	000004	000000	00002651	00002271	\$00000381	00000348
SMALL CLMS	000000	000000					\$0000000	\$0000000
OTHER CIVIL	000000	000000					\$0000000	\$0000000
	000000	000000					\$0000000	\$0000000

BALD KNOS/WHITE

07/93 THRU 06/94

	FILINGS	CNV	DISM	APPL	FINES	FINES	COSTS	COSTS
					ASSESSED	COLLECTED	ASSESSED	COLLECTED
NEG HOM	000000	000000	000000	000000				
MISDEMEANOR	000093	000047	000046	000000				
	-----	-----	-----	-----				
	000093	000047	000046	000000	\$000030333	\$0000564	\$00001554	\$0000216
FELONIES	000000	00000	BOUND	OVER				
DWI 1	000014	000014	000000	000001	\$00007001	\$0001018	\$0003523	\$0000582
DWI 2	000005	000005	000000	000001	\$0001268	\$0000549	\$0000873	\$0000301
DWI 3	000001	000001	000000	000001	\$00000000	\$0000000	\$0000000	\$0000000
OTHER TRAFF	000452	000409	000041	000005	\$00022401	\$00022337	\$00008458	\$00009706
	-----	-----	-----	-----				
	000472	000429	000041	000008	00031270	00023904	\$00012854	00010589
SMALL CLMS	000000	000000					\$0000000	\$0000000
OTHER CIVIL	000000	000000					\$0000000	\$0000000
	-----	-----						
	000000	000000					\$0000000	\$0000000

BARLING/SEBASTIAN

07/93 THRU 06/94

	FILINGS	CNV	DISM	APPL	FINES	FINES	COSTS	COSTS
					ASSESSED	COLLECTED	ASSESSED	COLLECTED
NEG HOM	000000	000000	000000	000000				
MISDEMEANOR	000438	000260	000178	000001				
	-----	-----	-----	-----				
	000438	000260	000178	000001	\$00021325	\$0013813	\$00009081	\$0006895
FELONIES	000000	00000	BOUND	OVER				
DWI 1	000042	000039	000003	000003	\$0011139	\$0019191	\$0011160	\$0012425
DWI 2	000006	000005	000001	000002	\$0001804	\$0002983	\$0000935	\$0002119
DWI 3	000001	000001	000000	000000	\$0001498	\$0000458	\$0000315	\$0000320
OTHER TRAFF	000740	000669	000071	000001	\$00026162	\$00022861	\$00022470	\$00021195
	-----	-----	-----	-----				
	000789	000714	000075	000006	00040603	00045493	\$00034880	00036059
SMALL CLMS	000000	000000					\$0000000	\$0000000
OTHER CIVIL	000000	000000					\$0000000	\$0000000
	-----	-----						
	000000	000000					\$0000000	\$0000000

BEARDEN/OUACHITA

07/93 THRU 06/94

	FILINGS	CNV	DISM	APPL	FINES	FINES	COSTS	COSTS
					ASSESSED	COLLECTED	ASSESSED	COLLECTED
NEG HOM	000000	000000	000000	000000				
MISDEMEANOR	000071	000043	000023	000000				
	000071	000043	000023	000000	\$00004301	\$0003250	\$00001390	\$0001462
FELONIES	000000	000000	SOUND	OVER				
DWI 1	000002	000002	000000	000000	\$0001300	\$0000336	\$0000639	\$0000319
DWI 2	000034	000003	000001	000000	\$0002850	\$0000798	\$0000957	\$0000638
DWI 3	000000	000000	000000	000000	\$0000000	\$0000000	\$0000000	\$0000000
OTHER TRAFF	000055	000045	000010	000000	\$00003096	\$00003085	\$00001325	\$00001376
	000061	000050	000011	000000	\$00007246	\$00004719	\$00002921	\$00002333
SMALL CLMS	000000	000000					\$0000000	\$0000000
OTHER CIVIL	000000	000000					\$0000000	\$0000000
	000000	000000					\$0000000	\$0000000

BETHEL HEIGHTS/BENTON

07/93 THRU 06/94

	FILINGS	CNV	DISM	APPL	FINES	FINES	COSTS	COSTS
					ASSESSED	COLLECTED	ASSESSED	COLLECTED
NEG HOM	000000	000000	000000	000000				
MISDEMEANOR	000079	000082	000021	000000				
	000079	000082	000021	000000	\$00018423	\$0007652	\$00005923	\$0004143
FELONIES	000000	000000	SOUND	OVER				
DWI 1	000012	000010	000009	000001	\$0004532	\$0006561	\$0004570	\$0006428
DWI 2	000010	000005	000004	000000	\$0002500	\$0000500	\$0001630	\$0000641
DWI 3	000000	000001	000001	000000	\$0000500	\$0000000	\$0000328	\$0000200
OTHER TRAFF	000301	000189	000155	000001	\$00024079	\$00023054	\$00007365	\$00011802
	000323	000205	000169	000002	\$00031611	\$00030115	\$00015893	\$0019071
SMALL CLMS	000000	000000					\$0000000	\$0000000
OTHER CIVIL	000000	000000					\$0000000	\$0000000
	000000	000000					\$0000000	\$0000000

BLACK ROCK/LAWRENCE

07/93 THRU 06/94

	FILINGS	CNV	DISM	APPL	FINES	FINES	COSTS	COSTS
					ASSESSED	COLLECTED	ASSESSED	COLLECTED
NEG HOM	000000	000000	000000	000000				
MISDEMEANOR	000048	000028	000007	000000				
	000048	000028	000007	000000	\$00002046	\$0001006	\$00001273	\$0000853
FELONIES	000000	000000	BOUND	OVER				
DWI 1	000005	000003	000002	000000	\$0001000	\$0000000	\$0000430	\$0000000
DWI 2	000000	000000	000000	000000	\$0000000	\$0000000	\$0000000	\$0000000
DWI 3	000000	000000	000000	000000	\$0000000	\$0000000	\$0000000	\$0000000
OTHER TRAFF	000980	000742	000011	000000	\$00027840	\$00024175	\$00034349	\$00029937
	000985	000745	000013	000000	00028840	00024175	\$00034779	00029937
SMALL CLMS	000000	000000					\$0000000	\$0000000
OTHER CIVIL	000000	000000					\$0000000	\$0000000
	000000	000000					\$0000000	\$0000000

BLUE MOUNTAIN

07/93 THRU 06/94

	FILINGS	CNV	DISM	APPL	FINES	FINES	COSTS	COSTS
					ASSESSED	COLLECTED	ASSESSED	COLLECTED
NEG HOM	000000	000000	000000	000000				
MISDEMEANOR	000000	000000	000000	000000				
	000000	000000	000000	000000	\$00000000	\$0000000	\$00000000	\$0000000
FELONIES	000000	000000	BOUND	OVER				
DWI 1	000001	000001	000000	000000	\$0000000	\$0000000	\$0000000	\$0000000
DWI 2	000000	000000	000000	000000	\$0000000	\$0000000	\$0000000	\$0000000
DWI 3	000000	000000	000000	000000	\$0000000	\$0000000	\$0000000	\$0000000
OTHER TRAFF	000015	000005	000007	000000	\$00000501	\$00000569	\$00000270	\$00000495
	000016	000009	000007	000000	00000501	00000569	\$00000270	00000495
SMALL CLMS	000000	000000					\$0000000	\$0000000
OTHER CIVIL	000000	000000					\$0000000	\$0000000
	000000	000000					\$0000000	\$0000000

BRADFORD/WHITE 07/93 THRU 06/94

	FILINGS	CNV	DISM	APPL	FINES	FINES	COSTS	COSTS
NEG HOM	000000	000000	000000	000000	ASSESSED	COLLECTED	ASSESSED	COLLECTED
MISDEMEANOR	000141	000200	000031	000000				
	000141	000200	000031	000000	\$00006924	\$0005173	\$00003748	\$0003113
FELONIES	000000	000000	BOUND	OVER				
DWI 1	000014	000014	000000	000001	\$0006182	\$0001692	\$0002674	\$0000954
DWI 2	000001	000001	000000	000000	\$0000565	\$0000000	\$0000192	\$0000000
DWI 3	000000	000000	000000	000000	\$0000000	\$0000000	\$0000000	\$0000000
OTHER TRAFF	000115	000086	000029	000000	\$00003192	\$00002325	\$00003053	\$00003053
	000130	000101	000029	000001	\$00009939	\$00004007	\$00005919	\$00004007
SMALL CLMS	000000	000000					\$0000000	\$0000000
OTHER CIVIL	000000	000000					\$0000000	\$0000000
	000000	000000					\$0000000	\$0000000

BRADLEY 07/93 THRU 06/94

	FILINGS	CNV	DISM	APPL	FINES	FINES	COSTS	COSTS
NEG HOM	000000	000000	000000	000000	ASSESSED	COLLECTED	ASSESSED	COLLECTED
MISDEMEANOR	000184	000134	000055	000000				
	000184	000134	000055	000000	\$00009850	\$0001671	\$00005101	\$0000652
FELONIES	000000	000000	BOUND	OVER				
DWI 1	000013	000015	000001	000000	\$0003351	\$0001830	\$0003815	\$0003682
DWI 2	000002	000000	000000	000000	\$0000000	\$0000255	\$0000000	\$0000000
DWI 3	000000	000000	000000	000000	\$0000000	\$0000322	\$0000000	\$0000403
OTHER TRAFF	000629	000577	000049	000000	\$00034434	\$00038355	\$00023039	\$00026280
	000644	000592	000050	000000	\$00037785	\$00041312	\$00026854	\$00030455
SMALL CLMS	000248	000162					\$0002003	\$0008003
OTHER CIVIL	000001	000000					\$0000051	\$0000051
	000249	000162					\$0008054	\$0008054

BUCKNER/LAFAYETTE

07/93 THRU 06/94

	FILINGS	CONV	DISM	APPL	FINES	FINES	COSTS	COSTS
					ASSESSED	COLLECTED	ASSESSED	COLLECTED
NEG HOM	000000	000000	000000	000000				
MISDEMEANOR	000000	000000	000000	000000				
	000000	000000	000000	000000	\$00000000	\$0000000	\$00000000	\$0000000
FELONIES	000000	000000	BOUND	OVER				
DWI 1	000000	000000	000000	000000	\$00000000	\$0000000	\$00000000	\$0000000
DWI 2	000000	000000	000000	000000	\$00000000	\$0000000	\$00000000	\$0000000
DWI 3	000000	000000	000000	000000	\$00000000	\$0000000	\$00000000	\$0000000
OTHER TRAFF	000018	000000	000000	000000	\$00001381	\$00001381	\$00000264	\$00000264
	000018	000000	000000	000000	\$00001381	\$00001381	\$00000264	\$00000264
SMALL CLMS	000000	000000					\$0000000	\$0000000
OTHER CIVIL	000000	000000					\$0000000	\$0000000
	000000	000000					\$0000000	\$0000000

BULL SHOALS/MARION

07/93 THRU 06/94

	FILINGS	CONV	DISM	APPL	FINES	FINES	COSTS	COSTS
					ASSESSED	COLLECTED	ASSESSED	COLLECTED
NEG HOM	000000	000000	000000	000000				
MISDEMEANOR	000027	000012	000001	000000				
	000027	000012	000001	000000	\$00000663	\$0000337	\$00000042	\$0000021
FELONIES	000000	000000	BOUND	OVER				
DWI 1	000010	000005	000000	000000	\$0002075	\$0000000	\$0000956	\$0000000
DWI 2	000003	000003	000000	000000	\$0002067	\$0001373	\$0000514	\$0000343
DWI 3	000001	000000	000000	000000	\$0000000	\$0000000	\$0000000	\$0000000
OTHER TRAFF	000168	000099	000007	000000	\$00005801	\$00003627	\$00001726	\$00001387
	000182	000107	000007	000000	\$0009943	\$0003505	\$00003196	\$00001730
SMALL CLMS	000000	000000					\$0000000	\$0000000
OTHER CIVIL	000002	000000					\$0000100	\$0000100
	000002	000000					\$0000100	\$0000100

CALICO ROCK/IZARD 07/93 THRU 06/94

	FILINGS	CNV	DISM	APPL	FINES	FINES	COSTS	COSTS
					ASSESSED	COLLECTED	ASSESSED	COLLECTED
NEG HOM	000000	000000	000000	000000				
MISDEMEANOR	000027	000024	000004	000000				
	-----	-----	-----	-----				
	000027	000024	000004	000000	\$00002084	\$0004266	\$00000596	\$0000552
FELONIES	000000	000000	BOUND	OVER				
DWI 1	000007	000007	000000	000000	\$0002450	\$0000750	\$0002125	\$0000604
DWI 2	000000	000000	000000	000000	\$0000000	\$0000000	\$0000000	\$0000000
DWI 3	000000	000000	000000	000000	\$0000000	\$0000000	\$0000000	\$0000000
OTHER TRAFF	000083	000078	000005	000000	\$00004851	\$00003691	\$00001759	\$00001672
	-----	-----	-----	-----				
	000090	000085	000005	000000	\$00007301	\$00004441	\$00003864	\$00002276
SMALL CLMS	000000	000000					\$0000000	\$0000000
OTHER CIVIL	000000	000000					\$0000000	\$0000000
	-----	-----					-----	-----
	000000	000000					\$0000000	\$0000000

CAMMACK VILLAGE/PULASKI 07/93 THRU 06/94

	FILINGS	CNV	DISM	APPL	FINES	FINES	COSTS	COSTS
					ASSESSED	COLLECTED	ASSESSED	COLLECTED
NEG HOM	000000	000000	000000	000000				
MISDEMEANOR	000000	000000	000000	000000				
	-----	-----	-----	-----				
	000000	000000	000000	000000	\$00000000	\$0000000	\$00000000	\$0000000
FELONIES	000000	000000	BOUND	OVER				
DWI 1	000001	000000	000000	000000	\$0000000	\$0000000	\$0000000	\$0000000
DWI 2	000000	000000	000000	000000	\$0000000	\$0000000	\$0000000	\$0000000
DWI 3	000000	000000	000000	000000	\$0000000	\$0000000	\$0000000	\$0000000
OTHER TRAFF	000387	000300	000099	000000	\$00011648	\$00002010	\$00003240	\$00000730
	-----	-----	-----	-----				
	000388	000000	000099	000000	\$00011648	\$00002010	\$00003240	\$00000730
SMALL CLMS	000000	000000					\$0000000	\$0000000
OTHER CIVIL	000000	000000					\$0000000	\$0000000
	-----	-----					-----	-----
	000000	000000					\$0000000	\$0000000

CAVE SPRINGS/BENTON

07/93 THRU 06/94

	FILINGS	CNV	DISM	APPL	FINES	FINES	COSTS	COSTS
NEG HOM	000000	000000	000000	000000	ASSESSED	COLLECTED	ASSESSED	COLLECTED
MISDEMEANOR	000001	000001	000000	000000				
	000001	000001	000000	000000	\$00000500	\$0000500	\$00000044	\$0000044
FELONIES	000000	000000	BOUND	OVER				
DWI 1	000000	000000	000000	000000	\$0000000	\$0000000	\$0000000	\$0000000
DWI 2	000000	000000	000000	000000	\$0000000	\$0000000	\$0000000	\$0000000
DWI 3	000000	000000	000000	000000	\$0000000	\$0000000	\$0000000	\$0000000
OTHER TRAFF	000050	000043	000001	000002	\$00002297	\$00001729	\$00001236	\$00001167
	000050	000043	000001	000002	\$00002297	\$00001729	\$00001236	\$00001167
SMALL CLMS	000000	000000					\$0000000	\$0000000
OTHER CIVIL	000000	000000					\$0000000	\$0000000
	000000	000000					\$0000000	\$0000000

CHERRY VALLEY

07/93 THRU 06/94

	FILINGS	CNV	DISM	APPL	FINES	FINES	COSTS	COSTS
NEG HOM	000000	000000	000000	000000	ASSESSED	COLLECTED	ASSESSED	COLLECTED
MISDEMEANOR	000005	000005	000000	000000				
	000005	000005	000000	000000	\$00000625	\$0000625	\$00000176	\$0000176
FELONIES	000000	000000	BOUND	OVER				
DWI 1	000002	000002	000000	000000	\$0000637	\$0000637	\$0000580	\$0000580
DWI 2	000000	000000	000000	000000	\$0000000	\$0000000	\$0000000	\$0000000
DWI 3	000001	000000	000000	000000	\$0000000	\$0000000	\$0000000	\$0000000
OTHER TRAFF	000211	000176	000037	000000	\$00010826	\$00010796	\$00003518	\$00003478
	000214	000178	000037	000000	\$0011513	\$0011485	\$00004098	\$00004058
SMALL CLMS	000000	000000					\$0000000	\$0000000
OTHER CIVIL	000000	000000					\$0000000	\$0000000
	000000	000000					\$0000000	\$0000000

COAL HILL/JOHNSON

07/93 THRU 06/94

	FILINGS	CNV	DISM	APPL	FINES	FINES	COSTS	COSTS
					ASSESSED	COLLECTED	ASSESSED	COLLECTED
NEG HOM	000000	000000	000000	000000				
MISDEMEANOR	000037	000035	000005	000000				
	000037	000035	000005	000000	00001468	\$0001206	\$00001196	\$0001000
FELONIES	000000	00000	00000	00000				
DWI 1	000003	000003	000002	000000	\$0002446	\$0001566	\$0002429	\$0002369
DWI 2	000000	000000	000000	000000	\$0000000	\$0000055	\$0000000	\$0000000
DWI 3	000000	000000	000000	000000	\$0000000	\$0000000	\$0000000	\$0000000
OTHER TRAFF	000138	000126	000016	000000	\$00005319	\$00003779	\$00003680	\$00003177
	000146	000134	000019	000000	00007765	00005400	\$00006109	00005546
SMALL CLMS	000000	000000					\$0000000	\$0000000
OTHER CIVIL	000000	000000					\$0000000	\$0000000
	000000	000000					\$0000000	\$0000000

COTTER/BAXTER

07/93 THRU 06/94

	FILINGS	CNV	DISM	APPL	FINES	FINES	COSTS	COSTS
					ASSESSED	COLLECTED	ASSESSED	COLLECTED
NEG HOM	000000	000000	000000	000000				
MISDEMEANOR	000015	000007	000000	000000				
	000015	000007	000000	000000	000001738	\$0000774	\$00000994	\$0000547
FELONIES	000000	00000	00000	00000				
DWI 1	000004	000002	000001	000000	\$0000900	\$0000000	\$0000949	\$0000000
DWI 2	000001	000001	000000	000000	\$0000550	\$0000000	\$0000322	\$0000000
DWI 3	000000	000000	000000	000000	\$0000000	\$0000000	\$0000000	\$0000000
OTHER TRAFF	000041	000034	000005	000000	\$00003749	\$00002748	\$00002411	\$00001424
	000046	000037	000006	000000	00005199	00002748	\$00003682	00001424
SMALL CLMS	000000	000000					\$0000000	\$0000000
OTHER CIVIL	000000	000000					\$0000000	\$0000000
	000000	000000					\$0000000	\$0000000

COTTON PLANT/WOODRUFF

07/93 THRU 06/94

	FILINGS	CNV	DISM	APPL	FINES	FINES	COSTS	COSTS
NEG HOM	000000	000000	000000	000000	ASSESSED	COLLECTED	ASSESSED	COLLECTED
MISDEMEANOR	000216	000057	000057	000000				
	000216	000057	000057	000000	\$00004271	\$0000631	\$00001378	\$0000328
FELONIES	000000	000000	BOUND	OVER				
DWI 1	000009	000004	000002	000000	\$0001200	\$0000300	\$0001189	\$0000297
DWI 2	000000	000000	000000	000000	\$0000000	\$0000000	\$0000000	\$0000000
DWI 3	000000	000000	000000	000000	\$0000000	\$0000000	\$0000000	\$0000000
OTHER TRAFF	000054	000029	000017	000000	\$00002180	\$00000651	\$00001275	\$00000634
	000073	000033	000019	000000	\$00003380	\$00000951	\$00002464	\$00000931
SMALL CLMS	000000	000000					\$0000000	\$0000000
OTHER CIVIL	000000	000000					\$0000000	\$0000000
	000000	000000					\$0000000	\$0000000

DAMASCUS

07/93 THRU 06/94

	FILINGS	CNV	DISM	APPL	FINES	FINES	COSTS	COSTS
NEG HOM	000000	000000	000000	000000	ASSESSED	COLLECTED	ASSESSED	COLLECTED
MISDEMEANOR	000000	000000	000000	000000				
	000000	000000	000000	000000	\$00000000	\$00000000	\$00000000	\$00000000
FELONIES	000000	000000	BOUND	OVER				
DWI 1	000002	000000	000000	000000	\$0000000	\$0000000	\$0000000	\$0000000
DWI 2	000002	000000	000000	000000	\$0000000	\$0000000	\$0000000	\$0000000
DWI 3	000001	000000	000000	000000	\$0000000	\$0000000	\$0000000	\$0000000
OTHER TRAFF	001535	000000	000000	000000	\$000129053	\$00003328	\$000029907	\$000019822
	001540	000000	000000	000000	\$000129053	\$00003328	\$000029907	\$000019822
SMALL CLMS	000000	000000					\$0000000	\$0000000
OTHER CIVIL	000000	000000					\$0000000	\$0000000
	000000	000000					\$0000000	\$0000000

DIAZ/JACKSON

07/93 THRU 06/94

	FILINGS	CONV	DISM	APPL	FINES	FINES	COSTS	COSTS	
					ASSESSED	COLLECTED	ASSESSED	COLLECTED	
NEG HOM	000000	000000	000000	000000					
MISDEMEANOR	000333	000154	000000	000000					
	000333	000154	000000	000000	\$00025713	\$00012567	\$00017901	\$00007153	
FELONIES	000000	000000	BOUND	OVER					
DWI 1	000000	000000	000000	000000	\$0002090	\$0000000	\$0001921	\$0000000	
DWI 2	000000	000000	000000	000000	\$0000000	\$0000000	\$0000000	\$0000000	
DWI 3	000000	000000	000000	000000	\$0000000	\$0000000	\$0000000	\$0000000	
OTHER TRAFF	000185	000051	000000	000000	\$00017357	\$00009623	\$00009995	\$00004229	
	000193	000052	000000	000000	\$00019447	\$00009623	\$00011916	\$00004229	
SMALL CLMS	000000	000000					\$0000000	\$0000000	
OTHER CIVIL	000000	000000					\$0000000	\$0000000	
	000000	000000					\$0000000	\$0000000	

DOVER/POPE

07/93 THRU 06/94

	FILINGS	CONV	DISM	APPL	FINES	FINES	COSTS	COSTS	
					ASSESSED	COLLECTED	ASSESSED	COLLECTED	
NEG HOM	000000	000000	000000	000000					
MISDEMEANOR	000161	000067	000023	000071					
	000161	000067	000023	000071	\$00010911	\$00005641	\$00002570	\$00001528	
FELONIES	000000	000000	BOUND	OVER					
DWI 1	000022	000013	000000	000009	\$0007255	\$0002534	\$0002372	\$0000931	
DWI 2	000005	000001	000000	000003	\$0003019	\$0000000	\$0000201	\$0000000	
DWI 3	000004	000000	000000	000004	\$0000000	\$0000000	\$0000000	\$0000000	
OTHER TRAFF	000216	000107	000034	000061	\$00011922	\$00007292	\$00003046	\$00002064	
	000247	000121	000034	000077	\$00022176	\$00009876	\$00005619	\$00002995	
SMALL CLMS	000000	000000					\$0000000	\$0000000	
OTHER CIVIL	000000	000000					\$0000000	\$0000000	
	000000	000000					\$0000000	\$0000000	

DYER

07/93 THRU 06/94

	FILINGS	CONV	DISM	APPL	FINES	FINES	COSTS	COSTS
					ASSESSED	COLLECTED	ASSESSED	COLLECTED
NEG HOM	000000	000000	000000	000000				
MISDEMEANOR	000000	000000	000000	000000				
	000000	000000	000000	000000	00000000	00000000	00000000	00000000
FELONIES	000000	000000	SOUND	OVER				
DWI 1	000000	000000	000000	000000	00000000	00000000	00000000	00000000
DWI 2	000000	000000	000000	000000	00000000	00000000	00000000	00000000
DWI 3	000000	000000	000000	000000	00000000	00000000	00000000	00000000
OTHER TRAFF	000000	000000	000000	000000	00000000	00000000	00000000	00000000
	000000	000000	000000	000000	00000000	00000000	00000000	00000000
SMALL CLMS	000000	000000					00000000	00000000
OTHER CIVIL	000000	000000					00000000	00000000
	000000	000000					00000000	00000000

EARLE/CRITTENDEN

07/93 THRU 06/94

	FILINGS	CONV	DISM	APPL	FINES	FINES	COSTS	COSTS
					ASSESSED	COLLECTED	ASSESSED	COLLECTED
NEG HOM	000000	000000	000000	000000				
MISDEMEANOR	000187	000113	000066	000003				
	000187	000113	000066	000003	00008219	00003023	000003705	00000709
FELONIES	000001	000001	SOUND	OVER				
DWI 1	000019	000015	000001	000001	00003841	00000953	00003390	00000000
DWI 2	000000	000000	000000	000000	00000000	00000000	00000000	00000000
DWI 3	000000	000000	000000	000000	00000000	00000000	00000000	00000000
OTHER TRAFF	000367	000228	000082	000001	00023767	00011812	000007847	00002238
	000366	000225	000083	000002	00027608	00012765	000011237	00002238
SMALL CLMS	000000	000000					00000000	00000000
OTHER CIVIL	000000	000000					00000000	00000000
	000000	000000					00000000	00000000

ELAINE/PHILLIPS 07/93 THRU 06/94

	FILINGS	CONV	DISM	APPL	FINES	FINES	COSTS	COSTS
					ASSESSED	COLLECTED	ASSESSED	COLLECTED
NEG HOM	000000	000000	000000	000000				
MISDEMEANOR	000035	000030	000005	000000				
	000035	000030	000005	000000	\$00001275	\$0000200	\$00000527	\$0000046
FELONIES	000000	000000	BOUND	OVER				
DWI 1	000000	000000	000000	000000	\$0000000	\$0000000	\$0000000	\$0000000
DWI 2	000000	000000	000000	000000	\$0000000	\$0000000	\$0000000	\$0000000
DWI 3	000000	000000	000000	000000	\$0000000	\$0000000	\$0000000	\$0000000
OTHER TRAFF	000036	000035	000001	000000	\$00003065	\$0000315	\$00001341	\$00000139
	000036	000035	000001	000000	\$00003065	\$0000315	\$00001341	\$00000139
SMALL CLMS	000000	000000					\$0000000	\$0000000
OTHER CIVIL	000000	000000					\$0000000	\$0000000
	000000	000000					\$0000000	\$0000000

ELM SPRINGS/WASHINGTON 07/93 THRU 06/94

	FILINGS	CONV	DISM	APPL	FINES	FINES	COSTS	COSTS
					ASSESSED	COLLECTED	ASSESSED	COLLECTED
NEG HOM	000000	000000	000000	000000				
MISDEMEANOR	000000	000000	000000	000000				
	000000	000000	000000	000000	\$00000000	\$0000000	\$00000000	\$0000000
FELONIES	000000	000000	BOUND	OVER				
DWI 1	000015	000000	000000	000000	\$0000000	\$0000000	\$0000000	\$0000000
DWI 2	000000	000000	000000	000000	\$0000000	\$0000000	\$0000000	\$0000000
DWI 3	000000	000000	000000	000000	\$0000000	\$0000000	\$0000000	\$0000000
OTHER TRAFF	000931	000000	000000	000000	\$00000000	\$00000000	\$00000000	\$00000000
	000949	000000	000000	000000	\$00000000	\$00000000	\$00000000	\$00000000
SMALL CLMS	000000	000000					\$0000000	\$0000000
OTHER CIVIL	000000	000000					\$0000000	\$0000000
	000000	000000					\$0000000	\$0000000

FARMINGTON

07/93 THRU 06/94

	FILINGS	CNV	DISM	APPL	FINES	FINES	COSTS	COSTS		
NEG HOM	000000	000000	000000	000000	ASSESSED	COLLECTED	ASSESSED	COLLECTED		
MISDEMEANOR	000316	000000	000000	000000						
	000316	000000	000000	000000	\$00017600	\$0013201	\$00027661	\$0018049		
FELONIES	000000	000000	BOUND	OVER						
DWI 1	000042	000000	000000	000000	\$0000000	\$0000000	\$0000000	\$0000000		
DWI 2	000009	000000	000000	000000	\$0000000	\$0000000	\$0000000	\$0000000		
DWI 3	000005	000000	000000	000000	\$0000000	\$0000000	\$0000000	\$0000000		
OTHER TRAFF	000481	000000	000000	000000	\$0000000	\$0000000	\$0000000	\$0000000		
	000537	000000	000000	000000	\$0000000	\$0000000	\$0000000	\$0000000		
SMALL CLMS	000000	000000					\$0000000	\$0000000		
OTHER CIVIL	000000	000000					\$0000000	\$0000000		
	000000	000000					\$0000000	\$0000000		

FLIPPIN/MARION

07/93 THRU 06/94

	FILINGS	CNV	DISM	APPL	FINES	FINES	COSTS	COSTS		
NEG HOM	000000	000000	000000	000000	ASSESSED	COLLECTED	ASSESSED	COLLECTED		
MISDEMEANOR	000000	000000	000000	000000						
	000000	000000	000000	000000	\$00000000	\$0000000	\$00000000	\$00000000		
FELONIES	000000	000000	BOUND	OVER						
DWI 1	000009	000000	000000	000000	\$0003149	\$0003149	\$0001911	\$0001911		
DWI 2	000004	000000	000000	000000	\$0001263	\$0001263	\$0000852	\$0000852		
DWI 3	000000	000000	000000	000000	\$0000000	\$0000000	\$0000000	\$0000000		
OTHER TRAFF	000187	000187	000000	000000	\$00012846	\$00012846	\$00005515	\$00005515		
	000200	000200	000000	000000	\$0017263	\$0017263	\$00008279	\$00008279		
SMALL CLMS	000000	000000					\$0000000	\$0000000		
OTHER CIVIL	000000	000000					\$0000000	\$0000000		
	000000	000000					\$0000000	\$0000000		

FOREMAN/LITTLE RIVER 07/93 THRU 06/94

	FILINGS	CNV	DISM	APPL	FINES	FINES	COSTS	COSTS	
NEG HOM	000000	000000	000000	000000	ASSESSED	COLLECTED	ASSESSED	COLLECTED	
MISDEMEANOR	000097	000061	000017	000019					
	000097	000061	000017	000019	\$00006765	\$00007275	\$00002420	\$0001685	
FELONIES	000000	000000	BOUND	OVER					
DWI 1	000013	000010	000000	000003	\$00003020	\$00003506	\$00002030	\$00001735	
DWI 2	000000	000000	000000	000000	\$00000000	\$00000000	\$00000000	\$00000000	
DWI 3	000000	000000	000000	000000	\$00000000	\$00000000	\$00000000	\$00000000	
OTHER TRAFF	000187	000146	000034	000007	\$00010220	\$00010634	\$00002620	\$00002260	
	000200	000156	000034	000010	00013300	00014190	\$000064650	00003995	
SMALL CLMS	000000	000000					\$00000000	\$00000000	
OTHER CIVIL	000000	000000					\$00000000	\$00000000	
	000000	000000					\$00000000	\$00000000	

GASSVILLE/BAXTER 07/93 THRU 06/94

	FILINGS	CNV	DISM	APPL	FINES	FINES	COSTS	COSTS	
NEG HOM	000000	000000	000000	000000	ASSESSED	COLLECTED	ASSESSED	COLLECTED	
MISDEMEANOR	000029	000015	000000	000000					
	000029	000015	000000	000000	\$00002681	\$0001007	\$00001275	\$0000481	
FELONIES	000000	000000	BOUND	OVER					
DWI 1	000004	000002	000001	000000	\$00000600	\$00000748	\$00000635	\$00000685	
DWI 2	000002	000000	000000	000000	\$00000000	\$00000000	\$00000000	\$00000000	
DWI 3	000000	000000	000000	000000	\$00000000	\$00000000	\$00000000	\$00000000	
OTHER TRAFF	000025	000007	000004	000000	\$00001511	\$00001214	\$000000634	\$00000468	
	000031	000009	000005	000000	00002111	00001962	\$00001269	00001153	
SMALL CLMS	000000	000000					\$00000000	\$00000000	
OTHER CIVIL	000011	000010					\$0001460	\$0000904	
	000011	000010					\$0001460	\$0000904	

GILLETT/ARKANSAS

07/93 THRU 06/94

	FILINGS	CNV	DISM	APPL	FINES	FINES	COSTS	COSTS
					ASSESSED	COLLECTED	ASSESSED	COLLECTED
NEG HOM	000000	000000	000000	000000				
MISDEMEANOR	000117	000013	000019	000002				
	000107	000083	000019	000002	\$00010973	\$0004708	\$00003070	\$0002243
FELONIES	000000	000000	BOUND	OVER				
DWI 1	000012	000012	000000	000003	\$0005429	\$0001262	\$0003736	\$0001560
DWI 2	000001	000001	000000	000001	\$0003923	\$0000000	\$0000327	\$0000000
DWI 3	000000	000000	000000	000000	\$0000000	\$0000000	\$0000000	\$0000000
OTHER TRAFF	000432	000367	000065	000001	\$00030344	\$00016610	\$00009521	\$00008628
	000445	000380	000065	000005	\$0036695	\$0017372	\$00013584	\$0010135
SMALL CLMS	000000	000000					\$0000000	\$0000000
OTHER CIVIL	000000	000000					\$0000000	\$0000000
	000000	000000					\$0000000	\$0000000

GILMORE

07/93 THRU 06/94

	FILINGS	CNV	DISM	APPL	FINES	FINES	COSTS	COSTS
					ASSESSED	COLLECTED	ASSESSED	COLLECTED
NEG HOM	000000	000000	000000	000000				
MISDEMEANOR	000000	000000	000000	000000				
	000000	000000	000000	000000	\$00000000	\$0000000	\$00000000	\$0000000
FELONIES	000000	000000	BOUND	OVER				
DWI 1	000000	000000	000000	000000	\$0000000	\$0000000	\$0000000	\$0000000
DWI 2	000000	000000	000000	000000	\$0000000	\$0000000	\$0000000	\$0000000
DWI 3	000001	000000	000000	000000	\$0000000	\$0000458	\$0000000	\$0000385
OTHER TRAFF	002552	000000	000091	000002	\$00081655	\$00054904	\$00034021	\$00063080
	002553	000000	000091	000002	\$00081655	\$00055362	\$00084021	\$00063465
SMALL CLMS	000000	000000					\$0000000	\$0000000
OTHER CIVIL	000000	000000					\$0000000	\$0000000
	000000	000000					\$0000000	\$0000000

GLENWOOD/PIKE

07/93 THRU 05/94

	FILINGS	CNV	DISM	APPL	FINES	FINES	COSTS	COSTS
					ASSESSED	COLLECTED	ASSESSED	COLLECTED
NEG HOM	000000	000000	000000	000000				
MISDEMEANOR	000000	000000	000000	000000				
	000000	000000	000000	000000	\$00000000	\$00000000	\$00000000	\$00000000
FELONIES	000000	000000	BOUND	OVER				
DWI 1	000009	000007	000000	000002	\$0003941	\$0001577	\$0000337	\$0000330
DWI 2	000005	000004	000000	000001	\$0004153	\$0000000	\$0000147	\$0000000
DWI 3	000001	000001	000000	000005	\$0001533	\$0000000	\$0000037	\$0000000
OTHER TRAFF	000167	000146	000015	000006	\$00016961	\$00011141	\$00002095	\$00001705
	000132	000158	000015	000016	00026593	00012718	\$00002616	00002085
SMALL CLMS	000000	000000					\$0000000	\$0000000
OTHER CIVIL	000000	000000					\$0000000	\$0000000
	000000	000000					\$0000000	\$0000000

GOSNELL/MISSISSIPPI

07/93 THRU 06/94

	FILINGS	CNV	DISM	APPL	FINES	FINES	COSTS	COSTS
					ASSESSED	COLLECTED	ASSESSED	COLLECTED
NEG HOM	000000	000000	000000	000000				
MISDEMEANOR	000063	000058	000025	000000				
	000063	000058	000025	000000	\$00002913	\$0001990	\$00002838	\$0003185
FELONIES	000000	000000	BOUND	OVER				
DWI 1	000020	000020	000000	000000	\$0007821	\$0001839	\$0005993	\$0003425
DWI 2	000002	000002	000000	000000	\$0001150	\$0000613	\$0000601	\$0000643
DWI 3	000000	000000	000000	000000	\$0000000	\$0000000	\$0000000	\$0000072
OTHER TRAFF	000137	000110	000027	000000	\$00005521	\$00005044	\$00002279	\$00002639
	000159	000132	000027	000000	00014492	00007546	\$00003873	00006229
SMALL CLMS	000000	000000					\$0000000	\$0000000
OTHER CIVIL	000000	000000					\$0000000	\$0000000
	000000	000000					\$0000000	\$0000000

GRAVETTE/BENTON 07/93 THRU 06/94

	FILINGS	CONV	DISM	APPL	FINES	FINES	COSTS	COSTS
					ASSESSED	COLLECTED	ASSESSED	COLLECTED
NEG HOM	000000	000000	000000	000000				
MISDEMEANOR	000172	000116	000045	000000				
	-----	-----	-----	-----				
	000172	000116	000045	000000	\$00017135	\$0003551	\$00003411	\$0002354
FELONIES	000000	000000	SOUND	OVER				
DWI 1	000011	000008	000002	000000	\$0002200	\$0002100	\$0002450	\$0002878
DWI 2	000000	000000	000000	000000	\$0000000	\$0000000	\$0000000	\$0000000
DWI 3	000000	000000	000000	000000	\$0000000	\$0000000	\$0000000	\$0000000
OTHER TRAFF	000252	000188	000044	000000	\$00014729	\$00009403	\$00004877	\$00003243
	-----	-----	-----	-----	-----	-----	-----	-----
	000263	000196	000046	000000	\$00016929	\$00011503	\$00007327	\$00006121
SMALL CLMS	000000	000000					\$0000000	\$0000000
OTHER CIVIL	000000	000000					\$0000000	\$0000000
	-----	-----					-----	-----
	000000	000000					\$0000000	\$0000000

GREEN FOREST/CARROLL 07/93 THRU 06/94

	FILINGS	CONV	DISM	APPL	FINES	FINES	COSTS	COSTS
					ASSESSED	COLLECTED	ASSESSED	COLLECTED
NEG HOM	000000	000000	000000	000000				
MISDEMEANOR	000177	000000	000005	000000				
	-----	-----	-----	-----				
	000177	000000	000005	000000	\$00002672	\$0003912	\$00000581	\$0000925
FELONIES	000000	000000	SOUND	OVER				
DWI 1	000035	000000	000000	000000	\$0003097	\$0002697	\$0002310	\$0001425
DWI 2	000006	000000	000000	000000	\$0000000	\$0000000	\$0000000	\$0000000
DWI 3	000004	000000	000000	000000	\$0000000	\$0000000	\$0000000	\$0000000
OTHER TRAFF	000373	000000	000003	000000	\$00007991	\$00013881	\$00003310	\$00005775
	-----	-----	-----	-----	-----	-----	-----	-----
	000918	000000	000003	000000	\$00011088	\$00016578	\$00005620	\$00007200
SMALL CLMS	000000	000000					\$0000000	\$0000000
OTHER CIVIL	000000	000000					\$0000000	\$0000000
	-----	-----					-----	-----
	000000	000000					\$0000000	\$0000000

GREENBRIER/FAULKNER 07/93 THRU 06/94

	FILINGS	CNV	DISM	APPL	FINES	FINES	COSTS	COSTS
NEG HOM	000000	000000	000000	000000	ASSESSED	COLLECTED	ASSESSED	COLLECTED
MISJEMEANOR	000241	000198	000000	000000				
	000241	000198	000000	000000	\$00015671	\$0013215	\$00009207	\$0009551
FELONIES	000000	000000	BOUND	OVER				
DWI 1	000042	000040	000002	000000	\$0010835	\$0012311	\$0012536	\$0011992
DWI 2	000005	000005	000000	000000	\$0002630	\$0003821	\$0001570	\$0001430
DWI 3	000002	000002	000000	000000	\$0002112	\$0001481	\$0000626	\$0000788
OTHER TRAFF	001159	000936	000071	000000	\$00045063	\$00039353	\$00043172	\$00044016
	001208	000983	000073	000000	\$0060696	\$0056966	\$00057904	\$0053196
SMALL CLMS	000000	000000					\$0000000	\$0000000
OTHER CIVIL	000000	000000					\$0000000	\$0000000
	000000	000000					\$0000000	\$0000000

GREENLAND/WASHINGTON 07/93 THRU 06/94

	FILINGS	CNV	DISM	APPL	FINES	FINES	COSTS	COSTS
NEG HOM	000000	000000	000000	000000	ASSESSED	COLLECTED	ASSESSED	COLLECTED
MISDEMEANOR	000152	000000	000000	000000				
	000152	000000	000000	000000	\$00001232	\$0003330	\$00001053	\$0002946
FELONIES	000000	000000	BOUND	OVER				
DWI 1	000019	000000	000000	000000	\$0000275	\$0002622	\$0000229	\$0002690
DWI 2	000006	000000	000000	000000	\$0000000	\$0000637	\$0000000	\$0001172
DWI 3	000001	000000	000000	000000	\$0000075	\$0000454	\$0000000	\$0000415
OTHER TRAFF	002119	000000	000000	000000	\$00049617	\$00062722	\$00069343	\$00082359
	002145	000000	000000	000000	\$0049967	\$0066435	\$00069572	\$0086636
SMALL CLMS	000000	000000					\$0000000	\$0000000
OTHER CIVIL	000000	000000					\$0000000	\$0000000
	000000	000000					\$0000000	\$0000000

GREERS FERRY/CLEBURNE

07/93 THRU 06/94

	FILINGS	CONV	DISM	APPL	FINES	FINES	COSTS	COSTS
					ASSESSED	COLLECTED	ASSESSED	COLLECTED
NEG HOM	000000	000000	000000	000000				
MISDEMEANOR	000003	000000	000000	000000				
	000003	000000	000000	000000	\$00000543	\$0000225	\$0000072	\$0000048
FELONIES	000000	000000	000000	000000				
DWI 1	000003	000000	000000	000000	\$0001912	\$0001413	\$0000877	\$0000367
DWI 2	000001	000000	000000	000000	\$0000932	\$0000000	\$0000239	\$0000000
DWI 3	000000	000000	000000	000000	\$0000000	\$0000000	\$0000000	\$0000000
OTHER TRAFF	000235	000000	000000	000000	\$00014694	\$00011503	\$00006304	\$00004543
	000239	000000	000000	000000	00017538	00012916	\$00007470	00005410
SMALL CLMS	000000	000000					\$0000000	\$0000000
OTHER CIVIL	000000	000000					\$0000000	\$0000000
	000000	000000					\$0000000	\$0000000

GUY/FAULKNER

07/93 THRU 06/94

	FILINGS	CONV	DISM	APPL	FINES	FINES	COSTS	COSTS
					ASSESSED	COLLECTED	ASSESSED	COLLECTED
NEG HOM	000000	000000	000000	000000				
MISDEMEANOR	000000	000000	000000	000000				
	000000	000000	000000	000000	\$00000000	\$0000000	\$00000000	\$0000000
FELONIES	000000	000000	000000	000000				
DWI 1	000001	000000	000000	000000	\$0000142	\$0000142	\$0000398	\$0000398
DWI 2	000000	000000	000000	000000	\$0000000	\$0000000	\$0000000	\$0000000
DWI 3	000000	000000	000000	000000	\$0000000	\$0000000	\$0000000	\$0000000
OTHER TRAFF	000119	000000	000000	000000	\$00005007	\$00004236	\$00005280	\$00004560
	000120	000000	000000	000000	00005149	00004428	\$00005673	00004958
SMALL CLMS	000000	000000					\$0000000	\$0000000
OTHER CIVIL	000000	000000					\$0000000	\$0000000
	000000	000000					\$0000000	\$0000000

HOLLY GROVE/MONROE 07/93 THRU 06/94

	FILINGS	CNV	DISM	APPL	FINES ASSESSED	FINES COLLECTED	COSTS ASSESSED	COSTS COLLECTED
NEG HOM	000000	000000	000000	000000				
MISDEMEANOR	000068	000000	000000	000000				
	-----	-----	-----	-----				
	000068	000000	000000	000000	\$00006274	\$0002345	\$00005445	\$0002085
FELONIES	000000	000000	BOUND	OVER				
DWI 1	000005	000000	000000	000000	\$0001050	\$0000450	\$0001363	\$0000646
DWI 2	000001	000000	000000	000000	\$0000400	\$0000000	\$0000328	\$0000000
DWI 3	000000	000000	000000	000000	\$0000000	\$0000000	\$0000000	\$0000000
OTHER TRAFF	000001	000000	000000	000000	\$00000090	\$00000025	\$00000060	\$00000000
	-----	-----	-----	-----				
	000007	000000	000000	000000	00001540	00000475	\$00001751	00000646
SMALL CLMS	000000	000000					\$0000000	\$0000000
OTHER CIVIL	000000	000000					\$0000000	\$0000000
	-----	-----					-----	-----
	000000	000000					\$0000000	\$0000000

HORSESHOE BEND/IZARD 07/93 THRU 06/94

	FILINGS	CNV	DISM	APPL	FINES ASSESSED	FINES COLLECTED	COSTS ASSESSED	COSTS COLLECTED
NEG HOM	000000	000000	000000	000000				
MISDEMEANOR	000034	000030	000003	000001				
	-----	-----	-----	-----				
	000034	000030	000003	000001	\$00003490	\$0000930	\$00000950	\$0000712
FELONIES	000000	000000	BOUND	OVER				
DWI 1	000005	000005	000000	000000	\$0001525	\$0000862	\$0001710	\$0001230
DWI 2	000000	000000	000000	000000	\$0000000	\$0000000	\$0000000	\$0000000
DWI 3	000000	000000	000000	000000	\$0000000	\$0000000	\$0000000	\$0000000
OTHER TRAFF	000120	000107	000005	000000	\$00005729	\$00006358	\$00003623	\$00002840
	-----	-----	-----	-----				
	000125	000112	000005	000000	00007254	00007220	\$00005333	00004070
SMALL CLMS	000000	000000					\$0000000	\$0000000
OTHER CIVIL	000000	000000					\$0000000	\$0000000
	-----	-----					-----	-----
	000000	000000					\$0000000	\$0000000

HOXIE/LAWRENCE

07/93 THRU 06/94

	FILINGS	CONV	DISM	APPL	FINES	FINES	COSTS	COSTS
	ASSESSED	COLLECTED	ASSESSED	COLLECTED	ASSESSED	COLLECTED	ASSESSED	COLLECTED
NEG HOM	000000	000000	000000	000000				
MISDEMEANOR	000274	000153	000050	000000				
	000274	000153	000050	000000	\$000000	\$000000	\$000000	\$000000
FELONIES	000000	000000	BOUND	OVER				
DWI 1	000059	000050	000005	000001	\$0026800	\$0004700	\$0016616	\$0003303
DWI 2	000014	000012	000001	000000	\$0016100	\$0001500	\$0003976	\$0000332
DWI 3	000004	000002	000001	000000	\$0005000	\$0000000	\$0000664	\$0000000
OTHER TRAFF	001128	000925	000039	000001	\$00056886	\$00042189	\$00054623	\$00063165
	001205	000989	000046	000002	\$00164736	\$0042339	\$00156079	\$0066800
SMALL CLMS	000017	000000					\$0000461	\$0000461
OTHER CIVIL	000001	000000					\$0000019	\$0000019
	000018	000009					\$0000480	\$0000480

HUGHES/ST. FRANCIS

07/93 THRU 06/94

	FILINGS	CONV	DISM	APPL	FINES	FINES	COSTS	COSTS
	ASSESSED	COLLECTED	ASSESSED	COLLECTED	ASSESSED	COLLECTED	ASSESSED	COLLECTED
NEG HOM	000000	000000	000000	000000				
MISDEMEANOR	000714	000671	000043	000000				
	000714	000671	000043	000000	\$00050139	\$0002934	\$00021481	\$0001940
FELONIES	000000	000000	BOUND	OVER				
DWI 1	000000	000000	000000	000000	\$0000000	\$0000000	\$0000000	\$0000000
DWI 2	000000	000000	000000	000000	\$0000000	\$0000000	\$0000000	\$0000000
DWI 3	000000	000000	000000	000000	\$0000000	\$0000000	\$0000000	\$0000000
OTHER TRAFF	000316	000293	000023	000000	\$00012500	\$00002040	\$00007849	\$00001549
	000316	000293	000023	000000	\$00012500	\$00002040	\$00007849	\$00001549
SMALL CLMS	000000	000000					\$0000000	\$0000000
OTHER CIVIL	000000	000000					\$0000000	\$0000000
	000000	000000					\$0000000	\$0000000

HUMNOKE

07/93 THRU 06/94

	FILINGS	CNV	DISM	APPL	FINES	FINES	COSTS	COSTS
NEG HOM	000000	000000	000000	000000	ASSESSED	COLLECTED	ASSESSED	COLLECTED
MISDEMEANOR	000000	000000	000000	000000				
	000000	000000	000000	000000	\$00000000	\$00000000	\$00000000	\$00000000
FELONIES	000000	000000	BOUND	OVER				
DWI 1	000000	000000	000000	000000	\$00000000	\$00000000	\$00000000	\$00000000
DWI 2	000000	000000	000000	000000	\$00000000	\$00000000	\$00000000	\$00000000
DWI 3	000000	000000	000000	000000	\$00000000	\$00000000	\$00000000	\$00000000
OTHER TRAFF	000037	000006	000000	000000	\$00000000	\$00000000	\$00000000	\$00000000
	000037	000006	000000	000000	00000000	00000000	\$00000000	00000000
SMALL CLMS	000000	000000					\$00000000	\$00000000
OTHER CIVIL	000000	000000					\$00000000	\$00000000
	000000	000000					\$00000000	\$00000000

HUMPHREY/ARKANSAS

07/93 THRU 06/94

	FILINGS	CNV	DISM	APPL	FINES	FINES	COSTS	COSTS
NEG HOM	000000	000000	000000	000000	ASSESSED	COLLECTED	ASSESSED	COLLECTED
MISDEMEANOR	000002	000000	000000	000000				
	000002	000000	000000	000000	\$00000000	\$00000000	\$00000000	\$00000000
FELONIES	000000	000000	BOUND	OVER				
DWI 1	000026	000019	000002	000002	\$0005675	\$0000150	\$0000426	\$0000125
DWI 2	000000	000000	000000	000000	\$00000000	\$00000000	\$00000000	\$00000000
DWI 3	000000	000000	000000	000000	\$00000000	\$00000000	\$00000000	\$00000000
OTHER TRAFF	000202	000118	000027	000038	\$00029033	\$00014018	\$00009705	\$00001550
	000228	000137	000029	000040	00034708	00014168	\$00010131	00001675
SMALL CLMS	000000	000000					\$00000000	\$00000000
OTHER CIVIL	000000	000000					\$00000000	\$00000000
	000000	000000					\$00000000	\$00000000

JOHNSON/WASHINGTON

07/93 THRU 06/94

	FILINGS	CNV	DISM	APPL	FINES	FINES	COSTS	COSTS		
NEG HOM	000000	000000	000000	000000	ASSESSED	COLLECTED	ASSESSED	COLLECTED		
MISDEMEANOR	000033	000047	000016	000000						
	000033	000047	000016	000000	\$00003823	\$0002022	\$00001532	\$0000261		
FELONIES	000000	000000	SOUND	OVER						
DWI 1	000021	000007	000001	000000	\$0002287	\$0000350	\$00002047	\$0001178		
DWI 2	000005	000001	000001	000000	\$0001000	\$0000000	\$0000328	\$0000450		
DWI 3	000000	000000	000000	000000	\$0000000	\$0000000	\$0000000	\$0000000		
OTHER TRAFF	000009	000084	000027	000000	\$00020523	\$00017852	\$00020918	\$00018602		
	000035	000092	000029	000000	00023815	00018202	\$00023293	00020230		
SMALL CLMS	000000	000000					\$0000000	\$0000000		
OTHER CIVIL	000000	000000					\$0000000	\$0000000		
	000000	000000					\$0000000	\$0000000		

JOINER

07/93 THRU 06/94

	FILINGS	CNV	DISM	APPL	FINES	FINES	COSTS	COSTS		
NEG HOM	000000	000000	000000	000000	ASSESSED	COLLECTED	ASSESSED	COLLECTED		
MISDEMEANOR	000000	000000	000000	000000						
	000000	000000	000000	000000	\$00000000	\$0000000	\$00000000	\$0000000		
FELONIES	000000	000000	SOUND	OVER						
DWI 1	000000	000000	000000	000000	\$0000000	\$0000000	\$0000000	\$0000000		
DWI 2	000000	000000	000000	000000	\$0000000	\$0000000	\$0000000	\$0000000		
DWI 3	000000	000000	000000	000000	\$0000000	\$0000000	\$0000000	\$0000000		
OTHER TRAFF	000000	000000	000000	000000	\$0000000	\$0000000	\$0000000	\$0000000		
	000000	000000	000000	000000	00000000	00000000	\$00000000	00000000		
SMALL CLMS	000000	000000					\$0000000	\$0000000		
OTHER CIVIL	000000	000000					\$0000000	\$0000000		
	000000	000000					\$0000000	\$0000000		

JUDSONIA/WHITE 07/93 THRU 06/94

	FILINGS	CNV	DISM	APPL	FINES	FINES	COSTS	COSTS
NEG HOM	000000	000000	000000	000000	ASSESSED	COLLECTED	ASSESSED	COLLECTED
MISDEMEANOR	000000	000000	000000	000000				
	000000	000000	000000	000000	\$00000000	\$00000000	\$00000000	\$00000000
FELONIES	000000	000000	BOUND	OVER				
DWI 1	000015	000014	000001	000000	\$0004996	\$0004766	\$0004185	\$0004498
DWI 2	000001	000001	000000	000000	\$0000557	\$0000737	\$0000304	\$0000385
DWI 3	000000	000000	000000	000000	\$0000000	\$0000000	\$0000000	\$0000000
OTHER TRAFF	000304	000277	000027	000000	\$00019338	\$00016336	\$00013669	\$00012349
	000320	000292	000028	000000	00024891	00021837	\$00018158	00017232
SMALL CLMS	000000	000000					\$0000000	\$0000000
OTHER CIVIL	000000	000000					\$0000000	\$0000000
	000000	000000					\$0000000	\$0000000

KENSETT/WHITE 07/93 THRU 06/94

	FILINGS	CNV	DISM	APPL	FINES	FINES	COSTS	COSTS
NEG HOM	000000	000000	000000	000000	ASSESSED	COLLECTED	ASSESSED	COLLECTED
MISDEMEANOR	000000	000000	000000	000000				
	000000	000000	000000	000000	\$00000000	\$00000000	\$00000000	\$00000000
FELONIES	000000	000000	BOUND	OVER				
DWI 1	000012	000009	000003	000000	\$0003800	\$0001230	\$0002050	\$0000440
DWI 2	000011	000010	000001	000001	\$0006800	\$0001525	\$0002300	\$0000440
DWI 3	000002	000002	000000	000001	\$0001900	\$0000175	\$0000500	\$0000050
OTHER TRAFF	000541	000484	000057	000000	\$00021091	\$00014455	\$00017972	\$00010042
	000566	000505	000051	000002	00033591	00017386	\$00022822	00010972
SMALL CLMS	000000	000000					\$0007469	\$0003377
OTHER CIVIL	000000	000000					\$0000000	\$0000000
	000000	000000					\$0007469	\$0003377

LEACHVILLE/MISSISSIPPI

07/93 THRU 06/94

	FILINGS	CONV	DISM	APPL	FINES	FINES	COSTS	COSTS		
					ASSESSED	COLLECTED	ASSESSED	COLLECTED		
NEG HOM	000000	000000	000000	000000						
MISDEMEANOR	000032	000072	000010	000000						
	-----	-----	-----	-----	-----	-----	-----	-----	-----	-----
	000082	000072	000010	000000	\$00005092	\$0003432	\$00002714	\$0002404		
FELONIES	000000	000000	BOUND	OVER						
DWI 1	000008	000038	000000	000000	\$0002350	\$0001254	\$0002488	\$0002434		
DWI 2	000002	000002	000000	000000	\$0001233	\$0000000	\$0000622	\$0000000		
DWI 3	000000	000000	000000	000000	\$0000000	\$0000000	\$0000000	\$0000000		
OTHER TRAFF	000146	000114	000032	000000	\$00006654	\$00003609	\$00005596	\$00002882		
	-----	-----	-----	-----	-----	-----	-----	-----	-----	-----
	000156	000124	000032	000000	\$00010267	\$00004853	\$00008706	\$00005316		
SMALL CLMS	000000	000000					\$0000000	\$0000000		
OTHER CIVIL	000000	000000					\$0000000	\$0000000		
	-----	-----					-----	-----		
	000000	000000					\$0000000	\$0000000		

LINCOLN/WASHINGTON

07/93 THRU 06/94

	FILINGS	CONV	DISM	APPL	FINES	FINES	COSTS	COSTS		
					ASSESSED	COLLECTED	ASSESSED	COLLECTED		
NEG HOM	000000	000000	000000	000000						
MISDEMEANOR	000707	000440	000061	000000						
	-----	-----	-----	-----	-----	-----	-----	-----	-----	-----
	000707	000440	000061	000000	\$00017391	\$0016447	\$00013782	\$0015493		
FELONIES	000000	000000	BOUND	OVER						
DWI 1	000027	000016	000001	000000	\$0005624	\$0003497	\$0005603	\$0004124		
DWI 2	000006	000003	000000	000000	\$0001600	\$0000351	\$0000945	\$0000118		
DWI 3	000001	000001	000000	000000	\$0001204	\$0000032	\$0000296	\$0000000		
OTHER TRAFF	000491	000322	000009	000000	\$00009417	\$00007787	\$00017666	\$00017533		
	-----	-----	-----	-----	-----	-----	-----	-----	-----	-----
	000525	000342	000010	000001	\$00019045	\$0011667	\$00024513	\$00021775		
SMALL CLMS	000003	000004					\$0000046	\$0000046		
OTHER CIVIL	000001	000000					\$0000045	\$0000045		
	-----	-----					-----	-----		
	000004	000004					\$0000091	\$0000091		

LITTLE FLOCK 07/93 THRU 06/94

	FILINGS	CNV	DISM	APPL	FINES ASSESSED	FINES COLLECTED	COSTS ASSESSED	COSTS COLLECTED
NEG HOM	000000	000000	000000	000000				
MISDEMEANOR	000008	000003	000000	000000				
	000008	000003	000000	000000	\$00000400	\$0000400	\$00000042	\$0000042
FELONIES	000000	000000	BOUND	OVER				
DWI 1	000000	000000	000000	000000	\$00000000	\$00000000	\$00000000	\$00000000
DWI 2	000000	000000	000000	000000	\$00000000	\$00000000	\$00000000	\$00000000
DWI 3	000000	000000	000000	000000	\$00000000	\$00000000	\$00000000	\$00000000
OTHER TRAFF	000086	000053	000001	000000	\$00003288	\$00002169	\$00001423	\$00000895
	000086	000053	000001	000000	00003288	00002169	\$00001423	00000895
SMALL CLMS	000000	000000					\$00000000	\$00000000
OTHER CIVIL	000000	000000					\$00000000	\$00000000
	000000	000000					\$00000000	\$00000000

LONDON 07/93 THRU 06/94

	FILINGS	CNV	DISM	APPL	FINES ASSESSED	FINES COLLECTED	COSTS ASSESSED	COSTS COLLECTED
NEG HOM	000000	000000	000000	000000				
MISDEMEANOR	000003	000000	000000	000000				
	000003	000000	000000	000000	\$00000390	\$0000130	\$00000080	\$0000025
FELONIES	000000	000000	BOUND	OVER				
DWI 1	000016	000000	000000	000005	\$0003785	\$0001132	\$0002041	\$0000798
DWI 2	000007	000000	000000	000006	\$0000000	\$0000000	\$0000000	\$0000000
DWI 3	000001	000000	000000	000001	\$0003987	\$0002390	\$0002046	\$0001695
OTHER TRAFF	000464	000000	000037	000092	\$00021465	\$00015377	\$00010786	\$00009962
	000488	000000	000037	000104	00029237	00013899	\$00014873	00012455
SMALL CLMS	000000	000000					\$00000000	\$00000000
OTHER CIVIL	000000	000000					\$00000000	\$00000000
	000000	000000					\$00000000	\$00000000

LOWELL/BENTON

07/93 THRU 06/94

	FILINGS	CONV	DISM	APPL	FINES	FINES	COSTS	COSTS	
NEG HOM	000000	000000	000000	000000	ASSESSED	COLLECTED	ASSESSED	COLLECTED	
MISDEMEANOR	000850	000000	000069	000000					
	-----	-----	-----	-----					
	000850	000000	000069	000000	\$00048161	\$0036816	\$00029185	\$0025001	
FELONIES	000000	00000	SOUND	OVER					
DWI 1	000077	000000	000003	000000	\$0020250	\$0018657	\$0020129	\$0017734	
DWI 2	000016	000000	000000	000000	\$0004300	\$0000000	\$0001970	\$0000000	
DWI 3	000005	000000	000000	000000	\$0000000	\$0000000	\$0000000	\$0000000	
OTHER TRAFF	002028	000000	000062	000000	\$00059235	\$00049162	\$00083865	\$00075168	
	-----	-----	-----	-----					
	002126	000000	000065	000000	00083785	00007819	\$00105964	00092902	
SMALL CLMS	000000	000000					\$0000000	\$0000000	
OTHER CIVIL	000000	000000					\$0000000	\$0000000	
	-----	-----							
	000000	000000					\$0000000	\$0000000	

MADISON/ST. FRANCIS

07/93 THRU 06/94

	FILINGS	CONV	DISM	APPL	FINES	FINES	COSTS	COSTS	
NEG HOM	000000	000000	000000	000000	ASSESSED	COLLECTED	ASSESSED	COLLECTED	
MISDEMEANOR	000004	000004	000000	000000					
	-----	-----	-----	-----					
	000004	000004	000000	000000	\$00000685	\$0000010	\$00000237	\$0000005	
FELONIES	000000	00000	SOUND	OVER					
DWI 1	000005	000005	000000	000000	\$0001719	\$0000247	\$0000859	\$0000092	
DWI 2	000000	000000	000000	000000	\$0000000	\$0000049	\$0000000	\$0000050	
DWI 3	000000	000000	000000	000000	\$0000000	\$0000000	\$0000000	\$0000000	
OTHER TRAFF	000069	000068	000000	000000	\$00005915	\$00002524	\$00001506	\$00000323	
	-----	-----	-----	-----					
	000074	000073	000000	000000	00007634	00002820	\$00002365	00003465	
SMALL CLMS	000000	000000					\$0000000	\$0000000	
OTHER CIVIL	000000	000000					\$0000000	\$0000000	
	-----	-----							
	000000	000000					\$0000000	\$0000000	

MAGAZINE/LOGAN

07/93 THRU 06/94

	FILINGS	CNV	DISM	APPL	FINES	FINES	COSTS	COSTS
					ASSESSED	COLLECTED	ASSESSED	COLLECTED
NEG HOM	000000	000000	000000	000000				
MISDEMEANOR	000005	000005	000000	000000				
	-----	-----	-----	-----				
	000005	000005	000000	000000	\$00000215	\$00000064	\$00000147	\$00000051
FELONIES	000000	000000	BOUND	OVER				
DWI 1	000001	000001	000000	000000	\$0000265	\$0000290	\$0000359	\$0000170
DWI 2	000001	000001	000000	000000	\$0000515	\$0000000	\$0000304	\$0000000
DWI 3	000000	000000	000000	000000	\$0000000	\$0000040	\$0000000	\$0000000
OTHER TRAFF	000301	000247	000029	000000	\$00010556	\$00009650	\$00005211	\$00005833
	-----	-----	-----	-----				
	000303	000249	000029	000000	00011336	00009980	\$00005874	00006003
SMALL CLMS	000000	000000					\$0000000	\$0000000
OTHER CIVIL	000000	000000					\$0000000	\$0000000
	-----	-----						
	000000	000000					\$0000000	\$0000000

MANILA/MISSISSIPPI

07/93 THRU 06/94

	FILINGS	CNV	DISM	APPL	FINES	FINES	COSTS	COSTS
					ASSESSED	COLLECTED	ASSESSED	COLLECTED
NEG HOM	000000	000000	000000	000000				
MISDEMEANOR	000001	000000	000000	000000				
	-----	-----	-----	-----				
	000000	000000	000000	000000	\$00000000	\$00000000	\$00000000	\$00000000
FELONIES	000000	000000	BOUND	OVER				
DWI 1	000012	000000	000000	000000	\$0004600	\$0000800	\$0002655	\$0000380
DWI 2	000003	000000	000000	000000	\$0001700	\$0000600	\$0000670	\$0000190
DWI 3	000001	000000	000000	000000	\$0001000	\$0000000	\$0000190	\$0000000
OTHER TRAFF	000213	000000	000000	000000	\$00004317	\$00003087	\$00007470	\$00005400
	-----	-----	-----	-----				
	000229	000000	000000	000000	00011617	00004487	\$00010935	00005970
SMALL CLMS	000000	000000					\$0000000	\$0000000
OTHER CIVIL	000000	000000					\$0000000	\$0000000
	-----	-----						
	000000	000000					\$0000000	\$0000000

MARION/CRITTENDEN

07/93 THRU 06/94

	FILINGS	CNV	DISM	APPL	FINES	FINES	COSTS	COSTS
					ASSESSED	COLLECTED	ASSESSED	COLLECTED
NEG HOM	000000	000000	000000	000000				
MISDEMEANOR	000232	000000	000000	000004				
	-----	-----	-----	-----				
	000232	000000	000000	000004	\$00019842	\$0007151	\$00012668	\$0006587
FELONIES	000000	000000	BOUND	OVER				
DWI 1	000090	000000	000000	000009	\$0015815	\$0003786	\$0027595	\$0010823
DWI 2	000027	000000	000000	000005	\$0011950	\$0001956	\$0010743	\$0002559
DWI 3	000001	000000	000000	000000	\$0000500	\$0000000	\$0000359	\$0000000
OTHER TRAFF	001758	000000	000000	000000	\$00090553	\$00066204	\$00076653	\$00064800
	-----	-----	-----	-----	-----	-----	-----	-----
	001876	000000	000000	000014	00119212	00071946	\$00115350	00078182
SMALL CLMS	000000	000000					\$0000000	\$0000000
OTHER CIVIL	000000	000000					\$0000000	\$0000000
	-----	-----					-----	-----
	000000	000000					\$0000000	\$0000000

MARMADUKE

07/93 THRU 06/94

	FILINGS	CNV	DISM	APPL	FINES	FINES	COSTS	COSTS
					ASSESSED	COLLECTED	ASSESSED	COLLECTED
NEG HOM	000000	000000	000000	000000				
MISDEMEANOR	000000	000000	000000	000000				
	-----	-----	-----	-----				
	000000	000000	000000	000000	\$00000000	\$0000000	\$00000000	\$0000000
FELONIES	000000	000000	BOUND	OVER				
DWI 1	000004	000004	000000	000000	\$0000000	\$0000000	\$0000000	\$0000000
DWI 2	000001	000001	000000	000000	\$0000000	\$0000000	\$0000000	\$0000000
DWI 3	000000	000000	000000	000000	\$0000000	\$0000000	\$0000000	\$0000000
OTHER TRAFF	000054	000054	000000	000000	\$00000000	\$00000000	\$00000000	\$00000000
	-----	-----	-----	-----	-----	-----	-----	-----
	000059	000059	000000	000000	00000000	00000000	\$00000000	00000000
SMALL CLMS	000000	000000					\$0000000	\$0000000
OTHER CIVIL	000000	000000					\$0000000	\$0000000
	-----	-----					-----	-----
	000000	000000					\$0000000	\$0000000

MARVELL/PHILLIPS

07/93 THRU 06/94

	FILINGS	CNV	DISM	APPL	FINES	FINES	COSTS	COSTS
					ASSESSED	COLLECTED	ASSESSED	COLLECTED
NEG HOM	000000	000000	000000	000000				
MISDEMEANOR	000232	000134	000016	000000				
	000232	000134	000016	000000	\$00009144	\$0004929	\$00005693	\$0003054
FELONIES	000000	000000	BOUND	OVER				
DWI 1	000006	000005	000000	000001	\$0000950	\$0000150	\$0001605	\$0000318
DWI 2	000004	000003	000000	000003	\$0001200	\$0000000	\$0000960	\$0000000
DWI 3	000001	000000	000000	000000	\$0000000	\$0000000	\$0000000	\$0000000
OTHER TRAFF	000326	000182	000017	000000	\$00010797	\$00006053	\$00007782	\$00005340
	000337	000190	000017	000004	00012947	00006203	\$00010347	00005658
SMALL CLMS	000000	000000					\$0000000	\$0000000
OTHER CIVIL	000000	000000					\$0000000	\$0000000
	000000	000000					\$0000000	\$0000000

MAYFLOWER/FAULKNER

07/93 THRU 06/94

	FILINGS	CNV	DISM	APPL	FINES	FINES	COSTS	COSTS
					ASSESSED	COLLECTED	ASSESSED	COLLECTED
NEG HOM	000000	000000	000000	000000				
MISDEMEANOR	000000	000000	000000	000000				
	000000	000000	000000	000000	\$00000000	\$0000000	\$00000000	\$0000000
FELONIES	000000	000000	BOUND	OVER				
DWI 1	000060	000046	000004	000002	\$0022380	\$0000746	\$0018435	\$0000612
DWI 2	000014	000007	000002	000000	\$0012438	\$0000859	\$0004921	\$0000306
DWI 3	000004	000000	000000	000000	\$0009436	\$0000000	\$0001239	\$0000000
OTHER TRAFF	001817	001160	000129	000000	\$00083218	\$00031123	\$00096100	\$00032721
	001895	001213	000135	000002	00127472	00032723	\$00120695	00033639
SMALL CLMS	000000	000000					\$0000000	\$0000000
OTHER CIVIL	000000	000000					\$0000000	\$0000000
	000000	000000					\$0000000	\$0000000

MCRAE/WHITE

07/93 THRU 06/94

	FILINGS	CONV	DISM	APPL	FINES	FINES	COSTS	COSTS	
					ASSESSED	COLLECTED	ASSESSED	COLLECTED	
NEG HOM	000000	000000	000000	000000					
MISDEMEANOR	000000	000000	000000	000000					
	-----	-----	-----	-----	-----	-----	-----	-----	-----
	000000	000000	000000	000000	\$00000000	\$00000000	\$00000000	\$00000000	
FELONIES	000000	000000	000000	000000					
DWI 1	000000	000000	000000	000000	\$00000000	\$00000000	\$00000000	\$00000000	
DWI 2	000000	000000	000000	000000	\$00000000	\$00000000	\$00000000	\$00000000	
DWI 3	000000	000000	000000	000000	\$00000000	\$00000000	\$00000000	\$00000000	
OTHER TRAFF	000094	000094	000000	000000	\$00004508	\$00002347	\$00003240	\$00001949	
	-----	-----	-----	-----	-----	-----	-----	-----	-----
	000094	000094	000000	000000	\$00004508	\$00002347	\$00003240	\$00001949	
SMALL CLMS	000000	000000					\$00000000	\$00000000	
OTHER CIVIL	000002	000001					\$00002000	\$00000040	
	-----	-----					-----	-----	
	000002	000001					\$00002000	\$00000040	

MOUNTAINBURG/CRAWFORD

07/93 THRU 06/94

	FILINGS	CONV	DISM	APPL	FINES	FINES	COSTS	COSTS	
					ASSESSED	COLLECTED	ASSESSED	COLLECTED	
NEG HOM	000000	000000	000000	000000					
MISDEMEANOR	000000	000000	000000	000000					
	-----	-----	-----	-----	-----	-----	-----	-----	-----
	000000	000000	000000	000000	\$00000000	\$00000000	\$00000000	\$00000000	
FELONIES	000000	000000	000000	000000					
DWI 1	000002	000002	000000	000000	\$0000528	\$0000350	\$0000178	\$0000178	
DWI 2	000000	000000	000000	000000	\$00000000	\$00000000	\$00000000	\$00000000	
DWI 3	000000	000000	000000	000000	\$00000000	\$00000000	\$00000000	\$00000000	
OTHER TRAFF	000363	000343	000017	000000	\$00034292	\$00026750	\$00007542	\$00007542	
	-----	-----	-----	-----	-----	-----	-----	-----	-----
	000365	000350	000017	000000	\$00034220	\$00027100	\$00007720	\$00007720	
SMALL CLMS	000000	000000					\$00000000	\$00000000	
OTHER CIVIL	000000	000000					\$00000000	\$00000000	
	-----	-----					-----	-----	
	000000	000000					\$00000000	\$00000000	

MT. VERNON/FAULKNER

07/93 THRU 06/94

	FILINGS	CNV	DISM	APPL	FINES	FINES	COSTS	COSTS	
NEG HOM	000000	000000	000000	000000	ASSESSED	COLLECTED	ASSESSED	COLLECTED	
MISDEMEANOR	000000	000000	000000	000000					
	000000	000000	000000	000000	\$00000000	\$0000000	\$0000000	\$0000000	
FELONIES	000000	000000	BOUND	OVER					
DWI 1	000000	000000	000000	000000	\$0000000	\$0000000	\$0000000	\$0000000	
DWI 2	000000	000000	000000	000000	\$0000000	\$0000000	\$0000000	\$0000000	
DWI 3	000000	000000	000000	000000	\$0000000	\$0000000	\$0000000	\$0000000	
OTHER TRAFF	000018	000007	000000	000000	\$00000894	\$00000894	\$00000028	\$00000028	
	000018	000007	000000	000000	00000894	00000894	\$00000028	00000028	
SMALL CLMS	000000	000000					\$0000000	\$0000000	
OTHER CIVIL	000000	000000					\$0000000	\$0000000	
	000000	000000					\$0000000	\$0000000	

MULBERRY/CRAWFORD

07/93 THRU 06/94

	FILINGS	CNV	DISM	APPL	FINES	FINES	COSTS	COSTS	
NEG HOM	000000	000000	000000	000000	ASSESSED	COLLECTED	ASSESSED	COLLECTED	
MISDEMEANOR	000160	000124	000030	000000					
	000160	000124	000030	000000	\$00003993	\$0003652	\$00003299	\$0002241	
FELONIES	000000	000000	BOUND	OVER					
DWI 1	000015	000015	000001	000000	\$0003355	\$0004212	\$0004495	\$0002409	
DWI 2	000007	000009	000000	000000	\$0003798	\$0001457	\$0002242	\$0000583	
DWI 3	000003	000001	000000	000000	\$0000701	\$0000221	\$0000299	\$0000099	
OTHER TRAFF	000336	000289	000021	000000	\$00015545	\$00012956	\$00011800	\$00010680	
	000361	000314	000022	000000	00023399	00018846	\$00018836	00013771	
SMALL CLMS	000000	000000					\$0000000	\$0000000	
OTHER CIVIL	000000	000000					\$0000000	\$0000000	
	000000	000000					\$0000000	\$0000000	

NORFORK/BAXTER

07/93 THRU 06/94

	FILINGS	CNV	DISM	APPL	FINES ASSESSED	FINES COLLECTED	COSTS ASSESSED	COSTS COLLECTED
NEG HOM	000000	000000	000000	000000				
MISDEMEANOR	000004	000000	000000	000000				
	000004	000000	000000	000000	\$00000640	\$0000427	\$00000134	\$0000086
FELONIES	000000	000000	SOUND	OVER				
DWI 1	000013	000000	000000	000000	\$0000400	\$0000310	\$0000000	\$0000244
DWI 2	000003	000000	000000	000000	\$0000000	\$0000050	\$0000025	\$0000050
DWI 3	000004	000000	000000	000000	\$0000000	\$0000000	\$0000000	\$0000280
OTHER TRAFF	000010	000000	000000	000000	\$00000373	\$00000208	\$00000143	\$00000269
	000030	000000	000000	000000	\$00000773	\$00000568	\$00000168	\$00000842
SMALL CLMS	000000	000000					\$0000000	\$0000000
OTHER CIVIL	000000	000000					\$0000000	\$0000000
	000000	000000					\$0000000	\$0000000

PALESTINE/ST. FRANCIS

07/93 THRU 06/94

	FILINGS	CNV	DISM	APPL	FINES ASSESSED	FINES COLLECTED	COSTS ASSESSED	COSTS COLLECTED
NEG HOM	000000	000000	000000	000000				
MISDEMEANOR	000337	000000	000000	000000				
	000337	000000	000000	000000	\$00025652	\$0022548	\$00005048	\$0003532
FELONIES	000000	000000	SOUND	OVER				
DWI 1	000024	000000	000000	000000	\$0004650	\$0001070	\$0003531	\$0000474
DWI 2	000001	000000	000000	000000	\$0000000	\$0000000	\$0000000	\$0000000
DWI 3	000006	000000	000000	000000	\$0004000	\$0000300	\$0000642	\$0000300
OTHER TRAFF	000362	000000	000000	000000	\$00013351	\$00007104	\$00005223	\$00004687
	000413	000000	000000	000000	\$0022001	\$00008493	\$00009396	\$00005461
SMALL CLMS	000000	000000					\$0000000	\$0000000
OTHER CIVIL	000000	000000					\$0000000	\$0000000
	000000	000000					\$0000000	\$0000000

PANGBURN/WHITE 07/93 THRU 06/94

	FILINGS	CNV	DISM	APPL	FINES	FINES	COSTS	COSTS	
NEG HOM	000000	000000	000000	000000	ASSESSED	COLLECTED	ASSESSED	COLLECTED	
MISDEMEANOR	000026	000026	000000	000000					
	-----	-----	-----	-----					
	000026	000026	000000	000000	\$00005162	\$0003394	\$00001241	\$0000880	
FELONIES	000000	000000	BOUND	OVER					
DWI 1	000003	000002	000000	000000	\$0001429	\$0001383	\$0000872	\$0000761	
DWI 2	000000	000000	000000	000000	\$0000707	\$0000641	\$0000293	\$0000288	
DWI 3	000001	000000	000000	000000	\$0001707	\$0000538	\$0000293	\$0000402	
OTHER TRAFF	000167	000165	000002	000000	\$00014494	\$00013848	\$00006050	\$00004722	
	-----	-----	-----	-----					
	000171	000167	000002	000000	00018337	00016410	\$00007508	00006173	
SMALL CLMS	000000	000000					\$0000000	\$0000000	
OTHER CIVIL	000000	000000					\$0000000	\$0000000	
	-----	-----					-----	-----	
	000000	000000					\$0000000	\$0000000	

PARKIN/CROSS 07/93 THRU 06/94

	FILINGS	CNV	DISM	APPL	FINES	FINES	COSTS	COSTS	
NEG HOM	000000	000000	000000	000000	ASSESSED	COLLECTED	ASSESSED	COLLECTED	
MISDEMEANOR	000206	000147	000059	000000					
	-----	-----	-----	-----					
	000206	000147	000059	000000	\$00019415	\$0017476	\$00005066	\$0002451	
FELONIES	000000	000000	BOUND	OVER					
DWI 1	000028	000025	000003	000000	\$0007150	\$0010065	\$0007765	\$0000372	
DWI 2	000004	000003	000001	000000	\$0001300	\$0002198	\$0000930	\$0000341	
DWI 3	000001	000001	000000	000000	\$0002500	\$0000248	\$0000310	\$0000000	
OTHER TRAFF	000249	000210	000030	000001	\$00017317	\$00017113	\$00007277	\$00004677	
	-----	-----	-----	-----					
	000282	000239	000034	000001	00028267	00029624	\$00016282	00005390	
SMALL CLMS	000000	000000					\$0000000	\$0000000	
OTHER CIVIL	000000	000000					\$0000000	\$0000000	
	-----	-----					-----	-----	
	000000	000000					\$0000000	\$0000000	

PARKSDALE1

07/93 THRU 06/94

	FILINGS	CONV	DISM	APPL	FINES	FINES	COSTS	COSTS
					ASSESSED	COLLECTED	ASSESSED	COLLECTED
NEG HOM	000000	000000	000000	000000				
MISDEMEANOR	000000	000000	000000	000000				
	-----	-----	-----	-----	-----	-----	-----	-----
	000000	000000	000000	000000	\$00000000	\$00000000	\$00000000	\$00000000
FELONIES	000000	000000	BOUND	OVER				
DWI 1	000000	000000	000000	000000	\$00000000	\$00000000	\$00000000	\$00000000
DWI 2	000000	000000	000000	000000	\$00000000	\$00000000	\$00000000	\$00000000
DWI 3	000000	000000	000000	000000	\$00000000	\$00000000	\$00000000	\$00000000
OTHER TRAFF	000000	000000	000000	000000	\$00000000	\$00000000	\$00000000	\$00000000
	-----	-----	-----	-----	-----	-----	-----	-----
	000000	000000	000000	000000	\$00000000	\$00000000	\$00000000	\$00000000
SMALL CLMS	000000	000000					\$00000000	\$00000000
OTHER CIVIL	000000	000000					\$00000000	\$00000000
	-----	-----					-----	-----
	000000	000000					\$00000000	\$00000000

PEA RIDGE/BENTON

07/93 THRU 06/94

	FILINGS	CONV	DISM	APPL	FINES	FINES	COSTS	COSTS
					ASSESSED	COLLECTED	ASSESSED	COLLECTED
NEG HOM	000000	000000	000000	000000				
MISDEMEANOR	000266	000195	000040	000000				
	-----	-----	-----	-----	-----	-----	-----	-----
	000266	000195	000040	000000	\$00026065	\$0002997	\$00010194	\$0001556
FELONIES	000000	000000	BOUND	OVER				
DWI 1	000002	000001	000000	000000	\$00000000	\$00000000	\$00000000	\$00000000
DWI 2	000000	000000	000000	000000	\$00000000	\$00000000	\$00000000	\$00000000
DWI 3	000001	000001	000000	000000	\$00000000	\$00000000	\$00000000	\$00000000
OTHER TRAFF	000594	000517	000071	000000	\$00000517	\$00011357	\$00000517	\$00010969
	-----	-----	-----	-----	-----	-----	-----	-----
	000597	000519	000071	000000	\$00000817	\$00011357	\$000001133	\$00010969
SMALL CLMS	000000	000000					\$00000000	\$00000000
OTHER CIVIL	000000	000000					\$00000000	\$00000000
	-----	-----					-----	-----
	000000	000000					\$00000000	\$00000000

PLUMERVILLE

07/93 THRU 06/94

	FILINGS	CNV	DISM	APPL	FINES	FINES	COSTS	COSTS	
NEG HOM	000000	000000	000000	000000	ASSESSED	COLLECTED	ASSESSED	COLLECTED	
MISDEMEANOR	000021	000008	000006	000000					
	-----	-----	-----	-----	-----	-----	-----	-----	-----
	000021	000008	000006	000000	\$00002362	\$0000776	\$00000453	\$0000305	
FELONIES	000000	000000	BOUND	OVER					
DWI 1	000005	000003	000000	000000	\$0001197	\$0001118	\$0000624	\$0000862	
DWI 2	000004	000001	000000	000000	\$0001171	\$0000000	\$0000340	\$0000000	
DWI 3	000000	000000	000000	000000	\$0000000	\$0000000	\$0000000	\$0000000	
OTHER TRAFF	000850	000605	000116	000000	\$00033918	\$00026806	\$00013326	\$00011709	
	-----	-----	-----	-----	-----	-----	-----	-----	-----
	000859	000609	000116	000000	\$0036286	\$0027924	\$00014290	\$00012571	
SMALL CLMS	000000	000000					\$0000000	\$0000000	
OTHER CIVIL	000000	000000					\$0000000	\$0000000	
	-----	-----					-----	-----	
	000000	000000					\$0000000	\$0000000	

POTTSVILLE/POPE

07/93 THRU 06/94

	FILINGS	CNV	DISM	APPL	FINES	FINES	COSTS	COSTS	
NEG HOM	000000	000000	000000	000000	ASSESSED	COLLECTED	ASSESSED	COLLECTED	
MISDEMEANOR	000000	000000	000000	000000					
	-----	-----	-----	-----	-----	-----	-----	-----	-----
	000000	000000	000000	000000	\$00000000	\$0000000	\$00000000	\$0000000	
FELONIES	000000	000000	BOUND	OVER					
DWI 1	000012	000003	000000	000002	\$0002138	\$0000763	\$0001761	\$0000982	
DWI 2	000004	000002	000000	000001	\$0002304	\$0000127	\$0000885	\$0000000	
DWI 3	000000	000000	000000	000000	\$0000000	\$0000000	\$0000000	\$0000000	
OTHER TRAFF	000539	000196	000003	000000	\$00034429	\$00019077	\$00009133	\$00006414	
	-----	-----	-----	-----	-----	-----	-----	-----	-----
	000555	000201	000003	000003	\$00036871	\$00019967	\$00011779	\$00007396	
SMALL CLMS	000000	000000					\$0000000	\$0000000	
OTHER CIVIL	000000	000000					\$0000000	\$0000000	
	-----	-----					-----	-----	
	000000	000000					\$0000000	\$0000000	

QUITMAN/CLEBURNE

07/93 THRU 06/94

	FILINGS	CONV	DISM	APPL	FINES	FINES	COSTS	COSTS
					ASSESSED	COLLECTED	ASSESSED	COLLECTED
NEG HOM	000000	000000	000000	000000				
MISDEMEANOR	000000	000000	000000	000000				
	000000	000000	000000	000000	00001468	\$0001264	\$00000945	\$0000375
FELONIES	000000	000000	BOUND	OVER				
DWI 1	000008	000005	000000	000000	\$0004124	\$0003934	\$0002342	\$0002342
DWI 2	000001	000001	000000	000000	\$0000721	\$0000211	\$0000294	\$0000294
DWI 3	000000	000000	000000	000000	\$0000000	\$0000000	\$0000000	\$0000000
OTHER TRAFF	000129	000123	000001	000000	\$00011181	\$00011181	\$00004052	\$00004052
	000138	000137	000001	000000	00015086	00015326	\$00006688	00006688
SMALL CLMS	000000	000000					\$0000000	\$0000000
OTHER CIVIL	000000	000000					\$0000000	\$0000000
	000000	000000					\$0000000	\$0000000

REDFIELD/JEFFERSON

07/93 THRU 06/94

	FILINGS	CONV	DISM	APPL	FINES	FINES	COSTS	COSTS
					ASSESSED	COLLECTED	ASSESSED	COLLECTED
NEG HOM	000000	000000	000000	000000				
MISDEMEANOR	000071	000071	000000	000000				
	000071	000071	000000	000000	000003761	\$0000161	\$00001332	\$0000065
FELONIES	000000	000000	BOUND	OVER				
DWI 1	000008	000007	000000	000000	\$0001155	\$0000750	\$0000585	\$0000821
DWI 2	000001	000001	000000	000000	\$0000000	\$0000000	\$0000000	\$0000000
DWI 3	000000	000000	000000	000000	\$0000000	\$0000000	\$0000000	\$0000000
OTHER TRAFF	000434	000396	000000	000000	\$00036262	\$00023332	\$00012533	\$00010179
	000443	000404	000000	000000	00037412	00029632	\$00013118	00011000
SMALL CLMS	000000	000000					\$0000000	\$0000000
OTHER CIVIL	000000	000000					\$0000000	\$0000000
	000000	000000					\$0000000	\$0000000

REED

07/93 THRU 06/94

	FILINGS	CNV	DISM	APPL	FINES	FINES	COSTS	COSTS	
					ASSESSED	COLLECTED	ASSESSED	COLLECTED	
NEG HOM	000000	000000	000000	000000					
MISDEMEANOR	000008	000001	000000	000000					
	000008	000001	000000	000000	\$00000456	\$0000096	\$00000298	\$00000298	
FELONIES	000000	000000	BOUND	OVER					
DWI 1	000001	000001	000000	000000	\$0000431	\$0000000	\$0000329	\$0000265	
DWI 2	000000	000000	000000	000000	\$0000000	\$0000000	\$0000000	\$0000000	
DWI 3	000000	000000	000000	000000	\$0000000	\$0000000	\$0000000	\$0000000	
OTHER TRAFF	000551	000385	000019	000000	\$00013008	\$00012825	\$00016940	\$00016588	
	000552	000386	000019	000000	00013439	00012825	\$00017269	00016853	
SMALL CLMS	000000	000000					\$0000000	\$0000000	
OTHER CIVIL	000000	000000					\$0000000	\$0000000	
	000000	000000					\$0000000	\$0000000	

ROSE BUD/WHITE

07/93 THRU 06/94

	FILINGS	CNV	DISM	APPL	FINES	FINES	COSTS	COSTS	
					ASSESSED	COLLECTED	ASSESSED	COLLECTED	
NEG HOM	000000	000000	000000	000000					
MISDEMEANOR	000005	000004	000000	000000					
	000005	000004	000000	000000	\$00000322	\$0000188	\$00000198	\$0000152	
FELONIES	000000	000000	BOUND	OVER					
DWI 1	000002	000002	000000	000000	\$0001164	\$0000467	\$0000606	\$0000308	
DWI 2	000000	000000	000000	000000	\$0000000	\$0000000	\$0000000	\$0000000	
DWI 3	000000	000000	000000	000000	\$0000000	\$0000000	\$0000000	\$0000000	
OTHER TRAFF	000013	000014	000000	000000	\$00001348	\$00000743	\$00000512	\$00000367	
	000015	000016	000000	000000	00002512	00001210	\$00001118	00000675	
SMALL CLMS	000000	000000					\$0000000	\$0000000	
OTHER CIVIL	000000	000000					\$0000000	\$0000000	
	000000	000000					\$0000000	\$0000000	

SALESVILLE

07/93 THRU 06/94

	FILINGS	CNV	DISM	APPL	FINES	FINES	COSTS	COSTS
					ASSESSED	COLLECTED	ASSESSED	COLLECTED
NEG HOM	000000	000000	000000	000000				
MISDEMEANOR	000000	000000	000000	000000				
	000000	000000	000000	000000	\$00000000	\$0000000	\$0000000	\$0000000
FELONIES	000000	000000	000000	000000				
DWI 1	000000	000000	000000	000000	\$0000000	\$0000000	\$0000000	\$0000000
DWI 2	000000	000000	000000	000000	\$0000000	\$0000000	\$0000000	\$0000000
DWI 3	000000	000000	000000	000000	\$0000000	\$0000000	\$0000000	\$0000000
OTHER TRAFF	000000	000000	000000	000000	\$0000000	\$0000000	\$0000000	\$0000000
	000000	000000	000000	000000	\$0000000	\$0000000	\$0000000	\$0000000
SMALL CLMS	000000	000000					\$0000000	\$0000000
OTHER CIVIL	000000	000000					\$0000000	\$0000000
	000000	000000					\$0000000	\$0000000

SHANNON HILLS

07/93 THRU 06/94

	FILINGS	CNV	DISM	APPL	FINES	FINES	COSTS	COSTS
					ASSESSED	COLLECTED	ASSESSED	COLLECTED
NEG HOM	000000	000000	000000	000000				
MISDEMEANOR	000687	000000	000000	000000				
	000687	000000	000000	000000	\$00042699	\$0026113	\$00018275	\$0011993
FELONIES	000000	000000	000000	000000				
DWI 1	000014	000000	000000	000000	\$0002422	\$0000652	\$0001737	\$0000432
DWI 2	000005	000000	000000	000000	\$0001130	\$0000593	\$0000579	\$0000027
DWI 3	000000	000000	000000	000000	\$0000000	\$0000000	\$0000000	\$0000000
OTHER TRAFF	000131	000000	000000	000000	\$00005700	\$00004894	\$00002933	\$00002322
	000150	000000	000000	000000	\$00009452	\$00006054	\$00005249	\$00002831
SMALL CLMS	000000	000000					\$0000000	\$0000000
OTHER CIVIL	000000	000000					\$0000000	\$0000000
	000000	000000					\$0000000	\$0000000

ST. CHARLES

07/93 THRU 06/94

	FILINGS	CNV	DISM	APPL	FINES	FINES	COSTS	COSTS
					ASSESSED	COLLECTED	ASSESSED	COLLECTED
NEG HOM	000000	000000	000000	000000				
MISDEMEANOR	000000	000000	000000	000000				
	000000	000000	000000	000000	\$00000000	\$00000000	\$00000000	\$00000000
FELONIES	000000	000000	BOUND	OVER				
DWI 1	000000	000000	000000	000000	\$00000000	\$00000000	\$00000000	\$00000000
DWI 2	000000	000000	000000	000000	\$00000000	\$00000000	\$00000000	\$00000000
DWI 3	000000	000000	000000	000000	\$00000000	\$00000000	\$00000000	\$00000000
OTHER TRAFF	000000	000000	000000	000000	\$00000000	\$00000000	\$00000000	\$00000000
	000000	000000	000000	000000	00000000	00000000	00000000	00000000
SMALL CLMS	000000	000000					\$00000000	\$00000000
OTHER CIVIL	000000	000000					\$00000000	\$00000000
	000000	000000					\$00000000	\$00000000

STAMPS/LAFAYETTE

07/93 THRU 06/94

	FILINGS	CNV	DISM	APPL	FINES	FINES	COSTS	COSTS
					ASSESSED	COLLECTED	ASSESSED	COLLECTED
NEG HOM	000000	000000	000000	000000				
MISDEMEANOR	000104	000059	000039	000005				
	000104	000059	000039	000005	\$00007800	\$0006696	\$00003142	\$0004493
FELONIES	000000	000000	BOUND	OVER				
DWI 1	000009	000006	000001	000001	\$0001885	\$0002599	\$0002267	\$0002899
DWI 2	000002	000000	000000	000000	\$0000000	\$0000749	\$0000000	\$0000429
DWI 3	000000	000000	000000	000000	\$0000000	\$0000040	\$0000000	\$0000000
OTHER TRAFF	000466	000319	000049	000000	\$00006195	\$00013371	\$00003923	\$00016023
	000477	000325	000050	000001	00008080	00016759	\$00006190	00019351
SMALL CLMS	000000	000000					\$00000000	\$00000000
OTHER CIVIL	000000	000000					\$00000000	\$00000000
	000000	000000					\$00000000	\$00000000

STEPHENS/QUADRETTA

07/93 THRU 06/94

	FILINGS	CNV	DISM	APPL	FINES	FINES	COSTS	COSTS
					ASSESSED	COLLECTED	ASSESSED	COLLECTED
NEG HOM	000000	000000	000000	000000				
MISDEMEANOR	000025	000023	000002	000000				
	000025	000023	000002	000000	\$00002471	\$0001332	\$00000372	\$0000475
FELONIES	000000	000000	SOUND	OVER				
DWI 1	000001	000001	000000	000000	\$0000340	\$0000543	\$0000310	\$0000607
DWI 2	000000	000000	000000	000000	\$0000000	\$0000000	\$0000000	\$0000000
DWI 3	000000	000000	000000	000000	\$0000000	\$0000000	\$0000000	\$0000000
OTHER TRAFF	000026	000025	000011	000000	\$00011734	\$00009293	\$00006183	\$00005634
	000027	000026	000001	000000	00012074	00009341	\$00006493	00006241
SMALL CLMS	000000	000000					\$0000000	\$0000000
OTHER CIVIL	000020	000019					\$0001503	\$0001322
	000020	000000					\$0001503	\$0001322

SULPHUR SPRINGS/BENTON

07/93 THRU 06/94

	FILINGS	CNV	DISM	APPL	FINES	FINES	COSTS	COSTS
					ASSESSED	COLLECTED	ASSESSED	COLLECTED
NEG HOM	000000	000000	000000	000000				
MISDEMEANOR	000020	000118	000010	000000				
	000020	000118	000010	000000	\$00000000	\$0002876	\$00000000	\$0000000
FELONIES	000000	000000	SOUND	OVER				
DWI 1	000021	000024	000000	000000	\$0000000	\$0000000	\$0000000	\$0000000
DWI 2	000002	000002	000000	000000	\$0000000	\$0000000	\$0000000	\$0000000
DWI 3	000001	000000	000000	000000	\$0000000	\$0000000	\$0000000	\$0000000
OTHER TRAFF	000040	000000	000001	000000	\$00000000	\$00001349	\$00000000	\$00000000
	000064	000006	000001	000000	00000000	00001349	\$00000000	00000000
SMALL CLMS	000000	000000					\$0000000	\$0000000
OTHER CIVIL	000000	000000					\$0000000	\$0000000
	000000	000000					\$0000000	\$0000000

SUMMIT/MARION

07/93 THRU 06/94

	FILINGS	CNV	DISM	APPL	FINES	FINES	COSTS	COSTS
					ASSESSED	COLLECTED	ASSESSED	COLLECTED
NEG HOM	000000	000000	000000	000000				
MISDEMEANOR	000000	000000	000000	000000				
	-----	-----	-----	-----				
	000000	000000	000000	000000	\$000000000	\$00000000	\$00000000	\$00000000
FELONIES	000000	000000	BOUND	OVER				
DWI 1	000010	000008	000000	000002	\$0003064	\$0000334	\$0001773	\$0000226
DWI 2	000005	000002	000000	000003	\$0001267	\$0000000	\$0000443	\$0000000
DWI 3	000001	000001	000000	000000	\$0000215	\$0000000	\$0000195	\$0000000
OTHER TRAFF	000153	000080	000014	000023	\$00004921	\$00004358	\$00003453	\$00003196
	-----	-----	-----	-----				
	000169	000091	000014	000028	00009467	00004742	\$00005369	00003422
SMALL CLMS	000000	000000					\$0000000	\$0000000
OTHER CIVIL	000000	000000					\$0000000	\$0000000
	-----	-----						
	000000	000000					\$0000000	\$0000000

SWIFTON/JACKSON

07/93 THRU 06/94

	FILINGS	CNV	DISM	APPL	FINES	FINES	COSTS	COSTS
					ASSESSED	COLLECTED	ASSESSED	COLLECTED
NEG HOM	000000	000000	000000	000000				
MISDEMEANOR	000041	000027	000004	000000				
	-----	-----	-----	-----				
	000041	000027	000004	000000	\$00003100	\$0002199	\$00001486	\$0001390
FELONIES	000000	000000	BOUND	OVER				
DWI 1	000005	000003	000000	000000	\$0001058	\$0001715	\$0001176	\$0001596
DWI 2	000000	000000	000000	000000	\$0000000	\$0000000	\$0000000	\$0000000
DWI 3	000000	000000	000000	000000	\$0000000	\$0000000	\$0000000	\$0000000
OTHER TRAFF	000030	000056	000002	000000	\$00002220	\$00002418	\$00002195	\$00002377
	-----	-----	-----	-----				
	000035	000059	000002	000000	00003278	00004133	\$00003371	00003973
SMALL CLMS	000000	000000					\$0000000	\$0000000
OTHER CIVIL	000006	000005					\$0000000	\$0000000
	-----	-----						
	000006	000005					\$0000000	\$0000000

TAYLOR/COLUMBIA

07/93 THRU 06/94

	FILINGS	CNV	DISM	APPL	FINES ASSESSED	FINES COLLECTED	COSTS ASSESSED	COSTS COLLECTED
NEG HOM	000000	000000	000000	000000				
MISDEMEANOR	000000	000000	000000	000000				
	000000	000000	000000	000000	\$00000000	\$00000000	\$00000000	\$00000000
FELONIES	000000	000000	BOUND	OVER				
DWI 1	000003	000003	000000	000000	\$0002081	\$0002081	\$0000300	\$0000300
DWI 2	000002	000000	000000	000002	\$0002060	\$0000000	\$0000200	\$0000000
DWI 3	000000	000000	000000	000000	\$0000000	\$0000000	\$0000000	\$0000000
OTHER TRAFF	000107	000006	000006	000015	\$00006139	\$00003684	\$00001200	\$00001057
	000112	000089	000006	000017	00010200	00005765	\$00001730	00001357
SMALL CLMS	000000	000000					\$0000000	\$0000000
OTHER CIVIL	000000	000000					\$0000000	\$0000000
	000000	000000					\$0000000	\$0000000

THORNTON/CALHOUN

07/93 THRU 06/94

	FILINGS	CNV	DISM	APPL	FINES ASSESSED	FINES COLLECTED	COSTS ASSESSED	COSTS COLLECTED
NEG HOM	000000	000000	000000	000000				
MISDEMEANOR	000000	000000	000000	000000				
	000000	000000	000000	000000	\$00000000	\$00000000	\$00000000	\$00000000
FELONIES	000000	000000	BOUND	OVER				
DWI 1	000000	000000	000000	000000	\$0000000	\$0000000	\$0000000	\$0000000
DWI 2	000000	000000	000000	000000	\$0000000	\$0000000	\$0000000	\$0000000
DWI 3	000000	000000	000000	000000	\$0000000	\$0000000	\$0000000	\$0000000
OTHER TRAFF	000000	000000	000000	000000	\$0000000	\$0000000	\$0000000	\$0000000
	000000	000000	000000	000000	00000000	00000000	\$00000000	00000000
SMALL CLMS	000000	000000					\$0000000	\$0000000
OTHER CIVIL	000000	000000					\$0000000	\$0000000
	000000	000000					\$0000000	\$0000000

TUCKERMAN/JACKSON

07/93 THRU 06/94

	FILINGS	CNV	DISM	APPL	FINES	FINES	COSTS	COSTS
					ASSESSED	COLLECTED	ASSESSED	COLLECTED
NEG HOM	000000	000000	000000	000000				
MISDEMEANOR	000043	000001	000003	000000				
	-----	-----	-----	-----				
	000043	000001	000003	000000	\$00000000	\$0004078	\$00000000	\$0000000
FELONIES	000000	000000	BOUND	OVER				
DWI 1	000017	000001	000003	000000	\$00000000	\$00000000	\$00000000	\$0000000
DWI 2	000000	000000	000000	000000	\$00000000	\$00000000	\$00000000	\$0000000
DWI 3	000000	000000	000000	000000	\$00000000	\$00000000	\$00000000	\$0000000
OTHER TRAFF	000091	000005	000003	000000	\$00037282	\$00015149	\$00000000	\$00009335
	-----	-----	-----	-----				
	000106	000006	000006	000000	00037282	00015149	\$00000000	00009335
SMALL CLMS	000000	000000					\$00000000	\$00000000
OTHER CIVIL	000000	000000					\$00000000	\$00000000
	-----	-----						
	000000	000000					\$00000000	\$00000000

TURRELL

07/93 THRU 06/94

	FILINGS	CNV	DISM	APPL	FINES	FINES	COSTS	COSTS
					ASSESSED	COLLECTED	ASSESSED	COLLECTED
NEG HOM	000000	000000	000000	000000				
MISDEMEANOR	000072	000029	000009	000000				
	-----	-----	-----	-----				
	000072	000029	000009	000000	\$00009108	\$0002963	\$00000028	\$0002935
FELONIES	000000	000000	BOUND	OVER				
DWI 1	000007	000005	000000	000002	\$0002000	\$0000550	\$0000328	\$0000222
DWI 2	000002	000002	000000	000000	\$00000000	\$0000150	\$0000150	\$0000000
DWI 3	000001	000001	000000	000000	\$00000000	\$0000270	\$00000000	\$0000270
OTHER TRAFF	000301	000277	000005	000000	\$00013771	\$00016087	\$00004794	\$00011293
	-----	-----	-----	-----				
	000311	000265	000005	000002	00015771	00017057	\$00005272	00011785
SMALL CLMS	000000	000000					\$00000000	\$00000000
OTHER CIVIL	000000	000000					\$00000000	\$00000000
	-----	-----						
	000000	000000					\$00000000	\$00000000

VILONIA/FAULKNER

07/93 THRU 06/94

	FILINGS	CNV	DISM	APPL	FINES	FINES	COSTS	COSTS		
					ASSESSED	COLLECTED	ASSESSED	COLLECTED		
NEG HOM	000000	000000	000000	000000						
MISDEMEANOR	000000	000000	000000	000000						
	000000	000000	000000	000000	\$00000321	\$00000316	\$00000043	\$00000043		
FELONIES	000000	000000	BOUND	OVER						
DWI 1	000005	000005	000000	000000	\$0002212	\$0001493	\$0001158	\$0000775		
DWI 2	000001	000001	000000	000000	\$0000876	\$0000076	\$0000216	\$0000216		
DWI 3	000000	000000	000000	000000	\$0000000	\$0000000	\$0000000	\$0000000		
OTHER TRAFF	000150	000135	000015	000000	\$00009592	\$00007954	\$00006302	\$00004955		
	000156	000141	000015	000000	00012680	00010423	\$00007376	00005946		
SMALL CLMS	000000	000000					\$0000000	\$0000000		
OTHER CIVIL	000000	000000					\$0000000	\$0000000		
	000000	000000					\$0000000	\$0000000		

WALDO/COLUMBIA

07/93 THRU 06/94

	FILINGS	CNV	DISM	APPL	FINES	FINES	COSTS	COSTS		
					ASSESSED	COLLECTED	ASSESSED	COLLECTED		
NEG HOM	000000	000000	000000	000000						
MISDEMEANOR	000000	000000	000000	000000						
	000000	000000	000000	000000	\$00000000	\$00000000	\$00000000	\$00000000		
FELONIES	000000	000000	BOUND	OVER						
DWI 1	000002	000001	000000	000000	\$0001530	\$0000065	\$0000995	\$0000820		
DWI 2	000000	000000	000000	000000	\$0000000	\$0000000	\$0000000	\$0000000		
DWI 3	000000	000000	000000	000000	\$0000000	\$0000000	\$0000000	\$0000000		
OTHER TRAFF	000000	000000	000000	000000	\$00005454	\$00004150	\$00004252	\$00004000		
	000002	000001	000000	000000	00006954	00004215	\$00005247	00004820		
SMALL CLMS	000000	000000					\$0000000	\$0000000		
OTHER CIVIL	000000	000000					\$0000000	\$0000000		
	000000	000000					\$0000000	\$0000000		

WARD/LONOKE

07/93 THRU 06/94

	FILINGS	CNV	DISM	APPL	FINES	FINES	COSTS	COSTS
					ASSESSED	COLLECTED	ASSESSED	COLLECTED
NEG HOM	000000	000000	000000	000000				
MISDEMEANOR	000085	000011	000004	000001				
	-----	-----	-----	-----				
	000085	000011	000004	000001	\$00007332	\$0004856	\$00001728	\$0001944
FELONIES	000000	000000	BOUND	OVER				
DWI 1	000003	000001	000000	000001	\$0001039	\$0000944	\$0001128	\$0000925
DWI 2	000001	000000	000000	000000	\$0000463	\$0001322	\$0000272	\$0000569
DWI 3	000001	000001	000000	000000	\$0001363	\$0000000	\$0000272	\$0000140
OTHER TRAFF	000458	000012	000004	000000	\$00029276	\$00019799	\$00003772	\$00008523
	-----	-----	-----	-----	-----	-----	-----	-----
	000463	000014	000004	000001	00032141	00022065	\$00010444	00010157
SMALL CLMS	000000	000000					\$0000000	\$0000000
OTHER CIVIL	000000	000000					\$0000000	\$0000000
	-----	-----					-----	-----
	000000	000000					\$0000000	\$0000000

WEINER

07/93 THRU 06/94

	FILINGS	CNV	DISM	APPL	FINES	FINES	COSTS	COSTS
					ASSESSED	COLLECTED	ASSESSED	COLLECTED
NEG HOM	000000	000000	000000	000000				
MISDEMEANOR	000000	000000	000000	000000				
	-----	-----	-----	-----				
	000000	000000	000000	000000	\$00000000	\$0000000	\$00000000	\$0000000
FELONIES	000000	000000	BOUND	OVER				
DWI 1	000000	000000	000000	000000	\$00000000	\$0000000	\$0000000	\$0000000
DWI 2	000000	000000	000000	000000	\$00000000	\$0000000	\$0000000	\$0000000
DWI 3	000000	000000	000000	000000	\$00000000	\$0000000	\$0000000	\$0000000
OTHER TRAFF	000000	000000	000000	000000	\$00000000	\$00000000	\$00000000	\$00000000
	-----	-----	-----	-----	-----	-----	-----	-----
	000000	000000	000000	000000	00000000	00000000	\$00000000	00000000
SMALL CLMS	000000	000000					\$0000000	\$0000000
OTHER CIVIL	000000	000000					\$0000000	\$0000000
	-----	-----					-----	-----
	000000	000000					\$0000000	\$0000000

WHEATLEY

07/93 THRU 06/94

	FILINGS	CONV	DISM	APPL	FINES	FINES	COSTS	COSTS	
NEG HOM	000000	000000	000000	000000	ASSESSED	COLLECTED	ASSESSED	COLLECTED	
MISDEMEANOR	000000	000000	000000	000000					
	000000	000000	000000	000000	\$00000000	\$00000000	\$00000000	\$00000000	
FELONIES	000000	000000	BOUND	OVER					
DWI 1	000000	000000	000000	000000	\$00000000	\$00000000	\$00000000	\$00000000	
DWI 2	000000	000000	000000	000000	\$00000000	\$00000000	\$00000000	\$00000000	
DWI 3	000000	000000	000000	000000	\$00000000	\$00000000	\$00000000	\$00000000	
OTHER TRAFF	000000	000000	000000	000000	\$00000000	\$00000000	\$00000000	\$00000000	
	000000	000000	000000	000000	00000000	00000000	\$00000000	00000000	
SMALL CLMS	000000	000000					\$00000000	\$00000000	
OTHER CIVIL	000000	000000					\$00000000	\$00000000	
	000000	000000					\$00000000	\$00000000	

WILMOT

07/93 THRU 06/94

	FILINGS	CONV	DISM	APPL	FINES	FINES	COSTS	COSTS	
NEG HOM	000000	000000	000000	000000	ASSESSED	COLLECTED	ASSESSED	COLLECTED	
MISDEMEANOR	000002	000000	000000	000000					
	000002	000000	000000	000000	\$00000000	\$00000000	\$00000000	\$00000000	
FELONIES	000000	000000	BOUND	OVER					
DWI 1	000000	000000	000000	000000	\$00000000	\$00000000	\$00000000	\$00000000	
DWI 2	000000	000000	000000	000000	\$00000000	\$00000000	\$00000000	\$00000000	
DWI 3	000000	000000	000000	000000	\$00000000	\$00000000	\$00000000	\$00000000	
OTHER TRAFF	000163	000035	000008	000023	\$00005277	\$00005277	\$00001078	\$00001078	
	000163	000035	000008	000023	00005277	00005277	\$00001078	00001078	
SMALL CLMS	000000	000000					\$00000000	\$00000000	
OTHER CIVIL	000000	000000					\$00000000	\$00000000	
	000000	000000					\$00000000	\$00000000	

STATE TOTAL

37/93 THRU 05/94

	FILINGS	CNV	DISM	APPL	FINES	FINES	COSTS	COSTS
					ASSESSED	COLLECTED	ASSESSED	COLLECTED
NEG HOM	000000	000000	000000	000000				
MISDEMEANOR	009296	004569	001211	000117				
	009296	004569	001211	000117	\$00502879	\$0331856	\$00276528	\$0179543

FELONIES

DWI 1	001272	000610	000060	000355	\$0280459	\$0162190	\$0226536	\$0132468
DWI 2	000256	000120	000013	000030	\$0102947	\$0034123	\$0048354	\$0016557
DWI 3	000063	000017	000003	000012	\$0039942	\$0005137	\$0008924	\$0005819
OTHER TRAFF	036977	016269	002103	000296	\$01534434	\$01239923	\$01040950	\$00945900
	038568	017016	002179	000393	01963782	01444373	\$01322666	01100744
SMALL CLMS	000268	000175				\$0015979	\$0011887	
OTHER CIVIL	000050	000023				\$0003498	\$0002601	
	000318	000203				\$0019477	\$0014488	



MISCELLANEOUS



FY 93/94 PUBLIC DEFENDERS' REPORT

A. JUVENILE COURT		
Number of Defendants Represented.....		<u>6,887</u>
Number and Nature of Offenses:		
Delinquency.....	<u>5,594</u>	
FINS.....	<u>1,402</u>	
Neglect.....	<u>719</u>	
Other.....	<u>1,218</u>	
Total Offenses.....	<u>8,933</u>	
Disposition of Offenses:		
Found Delinquent, etc.....	<u>5,399</u>	
Dismissed.....	<u>1,043</u>	
Number Relieved as Counsel.....	<u>184</u>	
B. MUNICIPAL COURT		
Number of Defendants Represented.....		<u>15,693</u>
Number and Nature of Offenses:		
Felony.....	<u>8,295</u>	
D.W.I.	<u>2,491</u>	
Other Traffic.....	<u>4,022</u>	
Misdemeanors.....	<u>12,119</u>	
Total Offenses.....	<u>26,927</u>	
Disposition of Offenses:		
Felony: Probable Cause Not Found.....	<u>898</u>	
Reduced by Court to Misdemeanor.....	<u>1,514</u>	
Reduced to Misdemeanor - Pled Guilty.....	<u>1,131</u>	
Relieved as Counsel.....	<u>251</u>	
Misdemeanors:		
Guilty or Nolo Pleas.....	<u>8,061</u>	
Convictions.....	<u>3,320</u>	
Relieved as Counsel.....	<u>230</u>	
Total Dispositions.....	<u>15,405</u>	
C. CIRCUIT COURT		
Number of Defendants Represented.....		<u>16,481</u>
Number and Nature of Offenses:		
Capital.....	<u>95</u>	
Felony.....	<u>23,488</u>	
Misdemeanors.....	<u>1,172</u>	
Total Offenses.....	<u>24,755</u>	
Felony: Convictions.....	<u>3,343</u>	
Pled Guilty.....	<u>10,372</u>	
Reduced to Misdemeanor.....	<u>691</u>	
Dismissed.....	<u>1,362</u>	
Relieved as Counsel.....	<u>969</u>	
Misdemeanor: Guilty or Nolo Pleas.....	<u>435</u>	
Convictions.....	<u>111</u>	
Dismissed.....	<u>364</u>	
Relieved as Counsel.....	<u>332</u>	
D. RESPONDENTS REPRESENTED IN PROBATE COURT:		
Involuntary and Alcoholic Commitments.....		<u>2,836</u>
E. TOTAL DEFENDANTS REPRESENTED IN ALL COURTS.....		<u>41,897</u>
F. NUMBER OF CASES APPEALED TO CIRCUIT COURT.....		<u>312</u>
G. NUMBER OF CASES APPEALED TO STATE SUPREME COURT AND COURT OF APPEALS.....		<u>251</u>
H. RULE 37 APPOINTMENTS.....		<u>22</u>

TABLE OF ASSIGNMENT OF JUDGES

<u>Judge</u>	<u>Date</u>	<u>Circuit</u>	<u>Assigned</u>	<u>Period</u>
Arnold, G.	1/28/94	7th	18 E	As agreed
Arnold, W.H.	8/17/93	9 E	18 W	As agreed
	8/26/93	9 E	9 W	As agreed
	4/15/94	9 E	8th	As agreed
Burnett, D.	8/18/93	2nd	13th	As agreed
	9/15/93	2nd	4th	As agreed
	10/19/93	2nd	4th	As agreed
Capeheart, T.	8/12/93	9 W	18 W	As agreed (2)
	9/28/93	9 W	8th	As agreed
	11/29/93	9 W	9 E	As agreed
	12/15/93	9 W	18 W	As agreed (3)
	4/22/94	9 W	8th	As agreed
Choate, S.	12/09/93	16th	20th	As agreed
Crabtree, T.	6/06/94	19th	6th	As agreed
Davis, F.	7/07/93	11 W	11 E	As agreed
	7/07/93	11 W	11 E	As agreed
	8/24/93	11 W	4th	As agreed
	11/01/93	11 W	11 E	As agreed
	1/07/94	11 W	11 E	As agreed (2)
	3/15/94	11 W	11 E	As agreed
Dawson, L.	7/07/93	11 W	9 E	As agreed
	7/07/93	11 W	20th	As agreed
	8/11/93	11 W	17 W	10/1-29/93 12/1-31/93
	8/12/93	11 W	9 W	As agreed (2)
	8/12/93	11 W	9 W	As agreed
	8/12/93	11 W	11 E	As agreed
	8/25/93	11 W	20th	As agreed
	8/31/93	11 W	11 E	As agreed (2)
	9/14/93	11 W	4th	12/6-7/93
	9/24/93	11 W	4th	2/14-18/94
	9/15/93	11 W	9 E	As agreed

<u>Judge</u>	<u>Date</u>	<u>Circuit</u>	<u>Assigned</u>	<u>Period</u>
Dawson (cont.)	9/15/93	11 W	15th	As agreed
	9/15/93	11 W	13th	As agreed
	9/15/93	11 W	13th	As agreed
	9/15/93	11 W	9 W	As agreed
	9/16/93	11 W	20th	As agreed
	10/94/93	11 W	1st	As agreed
	10/07/93	11 W	2nd	As agreed (2)
	10/27/93	11 W	17 W	1/3-7/94 3/7-11/94 4/4-8/94
	11/04/93	11 W	4th	11/17/93
	11/05/93	11 W	17 E	As agreed
	11/11/93	11 W	9 W	As agreed
	11/17/93	11 W	4th	As agreed
	11/29/93	11 W	9 W	As agreed
	12/02/93	11 W	8th	As agreed
	12/15/93	11 W	1st	As agreed
	12/15/93	11 W	1st	As agreed
	1/05/94	11 W	20th	As agreed
	1/07/94	11 W	18 W	As agreed (2)
	1/07/94	11 W	7th	As agreed
	1/10/94	11 W	1st	As agreed
	1/12/94	11 W	20th	As agreed
	1/19/94	11 W	11 E	1/21/94
	1/28/94	11 W	8th	As agreed
	2/15/94	11 W	9 E	As agreed
	2/22/94	11 W	11 E	As agreed
	2/24/94	11 W	15th	As agreed
	3/01/94	11 W	9 E	As agreed
	3/02/94	11 W	8th	As agreed
	3/07/94	11 W	13th	As agreed
	3/09/94	11 W	20th	As agreed
	3/09/94	11 W	4th	As agreed

<u>Judge</u>	<u>Date</u>	<u>Circuit</u>	<u>Assigned</u>	<u>Period</u>
Dawson (cont.)	3/11/94	11 W	17 W	5/2-6/94, 6/13-17/94, 7/5-8/94, & 8/1-5/94
	3/16/94	11 W	8th	As agreed
	4/04/94	11 W	10th	As agreed
	4/07/94	11 W	20th	As agreed
	4/21/94	11 W	1st	As agreed
	5/09/94	11 W	7th	As agreed
	5/16/94	11 W	16th	As agreed
	5/17/94	11 W	7th	As agreed
	5/24/94	11 W	9 W	As agreed
	5/25/94	11 W	9 E	As agreed
	6/02/94	11 W	17 E	As agreed
	6/02/94	11 W	5th	As agreed
	6/17/94	11 W	17 W	9/5-9/94, 10/3-7/94, 11/1-4/94 & 12/5-9/94
	6/23/94	11 W	17 E	As agreed
	6/27/94	11 W	1st	As agreed
Ford, G.	7/27/93	18 W	20th	As agreed
	8/12/93	18 W	9 W	As agreed
	10/04/93	18 W	9 W	As agreed (2)
	10/28/93	18 W	4th	11/1-2/93
	11/04/93	18 W	4th	11/15-18/93
	11/29/93	18 W	4th	1/21/94
	12/15/93	18 W	9 W	As agreed
	12/17/93	18 W	9 W	As agreed
	1/12/94	18 W	9 W	As agreed (2)
	3/02/94	18 W	9 E	As agreed
	4/04/94	18 W	8th	As agreed
	4/19/94	18 W	4th	5/23-24/94
	5/03/94	18 W	15th	As agreed
	5/11/94	18 W	6th	As agreed

<u>Judge</u>	<u>Date</u>	<u>Circuit</u>	<u>Assigned</u>	<u>Period</u>
Ford (cont.)	5/11/94	18 W	7th	As agreed
	5/11/94	18 W	9 E	As agreed
	6/16/94	18 W	8th	As agreed
Griffin, J.	8/17/93	8th	9 W	As agreed (2)
Gunter, J.	9/28/93	8th	9 W	10/00/93
Hannah, J.	8/02/93	17 E	4th	As agreed (2)
	9/01/93	17 E	14th	As agreed (2)
	10/29/93	17 E	4th	11/10/93 11/12/93
	11/10/93	17 E	4th	11/24/93
	11/30/93	17 E	4th	As agreed (3)
	12/01/93	17 E	4th	As agreed
	12/21/93	17 E	4th	As agreed
	6/30/94	17 E	4th	As agreed
Hanshaw, L.	11/04/93	17 W	2nd	As agreed
	11/10/93	17 W	4th	As agreed
	2/03/94	17 W	4th	As agreed
Hilburn, T.	6/02/94	3rd	2nd	As agreed
Hudson, J.	9/20/93	8th	9 W	As agreed (2)
Huffman, D.	8/10/93	19th	4th	As agreed
	10/29/93	19th	4th	11/8-9/93
Jones, E.	3/01/94	13th	11 W	As agreed
Keith, T.	7/09/93	19th	4th	As agreed
Lessenberry, J.	8/06/93	6th	4th	As agreed
	8/12/93	6th	17 W	10/01/93
	9/01/93	6th	11 E	As agreed
	9/16/93	6th	9 W	As agreed
	10/19/93	6th	9 W	As agreed
	10/25/93	6th	2nd	11/22-24/93
	11/18/93	6th	1st	As agreed
	1/04/94	6th	6th	2/1-12/31/94
	2/16/94	6th	10th	As agreed
	2/16/94	6th	20th	As agreed

<u>Judge</u>	<u>Date</u>	<u>Circuit</u>	<u>Assigned</u>	<u>Period</u>	
Lineberger, J.	7/07/93	4th	8th	As agreed	
	7/09/93	4th	11 W	As agreed	
	7/09/93	4th	20th	As agreed	
	7/09/93	4th	11 E	As agreed	
	7/12/93	4th	17 E	As agreed	
	8/12/93	4th	5th	As agreed (3)	
	8/12/93	4th	20th	As agreed	
	9/15/93	4th	11 W	As agreed	
	9/15/93	4th	11 W	As agreed	
	9/16/93	4th	20th	As agreed	
	9/20/93	4th	6th	As agreed	
	10/04/93	4th	5th	As agreed	
	10/08/93	4th	11 E	10/08/93	
	1/05/94	4th	8th	As agreed	
	1/07/94	4th	15th	As agreed (4)	
	2/08/94	4th	14th	As agreed	
	2/14/94	4th	18 E	As agreed	
	2/16/94	4th	20th	As agreed	
	3/07/94	4th	14th	As agreed	
	4/04/94	4th	8th	As agreed	
	4/19/94	4th	8th	As agreed	
	4/25/94	4th	9 W	As agreed	
	5/03/94	4th	1st	As agreed	
	5/11/94	4th	18 W	As agreed	
	6/28/94	4th	14th	As agreed	
	6/28/94	4th	14th	As agreed	
	6/30/94	4th	11 E	9/30/94	
	Logan, R.	2/02/94	14th	19th	As agreed
	Mays, R.	3/01/94	6th	11 W	As agreed
	McCorkindale	4/29/94	14th	4th	6/2/94
McNeil, A.	1/27/94	20th	19th	As agreed	
Parker, O.	12/17/93	2nd	2nd	1/1-12/31/94	
Plegge, J.	1/28/94	6th	1st	As agreed	

<u>Judge</u>	<u>Date</u>	<u>Circuit</u>	<u>Assigned</u>	<u>Period</u>
Purifoy, P.	8/17/93	8th	9 W	As agreed
	4/05/94	8th	6th	As agreed
Reynolds, D.	8/10/93	20th	17 W	As agreed
	11/12/93	20th	15th	As agreed
Roberts, P.	12/17/93	10th	10th	1/1-12/31/94
Rogers, R.	7/07/93	11 E	11 W	As agreed (2)
	8/09/93	11 E	4th	10/27-29/93
	12/10/93	11 E	10th	As agreed
	12/17/93	11 E	18 E	As agreed
	1/03/94	11 E	13th	As agreed
	1/12/94	11 E	18 E	As agreed
	1/18/94	11 E	17 W	As agreed
	1/24/94	11 E	11 W	As agreed
	2/22/94	11 E	11 W	As agreed
	6/22/94	11 E	4th	7/8-11/94
Shirron, P.	7/21/93	7th	18 E	As agreed
Smith, K.	2/22/94	4th	16th	As agreed
Smitherman, T.	1/27/94	18 E	8th	As agreed
Storey, W.	12/06/93	4th	11 W	As agreed
	2/17/94	4th	19th	As agreed
Story, B.	8/11/93	1st	2nd	As agreed
Switzer, D.	3/01/94	18 E	11 W	As agreed
Templeton, H.	2/16/94	2nd	3rd	As agreed
Villines, W.	7/12/93	20th	14th	As agreed (2)
Wilkinson, H.	12/17/93	1st	1st 17 W	1/1-12/31/94 2/1-28/94
	2/23/94	1st	17 W	3/1-31/94 6/1-30/94
	4/29/94	1st	17 W	5/3-4/94
	6/29/94	1st	17 W	7/1-12/31/94

COURT INTERPRETER'S PROGRAM

FY 1993/94 CASELOAD SUMMARY

	INSIDE PULASKI COUNTY	OUTSIDE PULASKI COUNTY
Municipal	55	51
Juvenile	32	18
Circuit	8	10
Chancery	18	18
Other	4	5
TOTAL	116	105

ANNUAL REPORT OF JUDICIAL EDUCATION FY 1993 - 1994

Recently, continuing professional education has received a great deal of attention. Substantive law, court rules and procedures and administrative burdens are constantly changing. The increasing pace of these changes mandate additional emphasis on continuing education within the Judicial Branch. The area of continuing education continues to be broadened to include the educational needs not only of judges, but of other court support personnel, such as clerks and case coordinators.

The Administrative Office of the Courts is the primary education and training arm for the State's judicial branch of government. In its 1993-1994 program year, participation levels continued to remain high. The ongoing challenge confronting the educational division of the AOC is refining the quality in a successful assortment of established basic and continuing judicial educational conferences and seminars conducted on a quarterly, semi-annual or annual basis.

During the 1993-1994 program year, the AOC delivered a core calendar of continuing education conferences or seminars. It included programs for appellate judges, appellate law clerks, circuit judges, chancery judges, circuit/chancery judges, municipal judges, municipal court clerks and circuit and chancery case coordinators. This conference and seminar array indicates the products traditionally identified with the AOC. (See Table I)

In addition to providing educational opportunities in-state, the AOC was able to provide funds for 41 circuit and chancery judges to attend programs out of state. (See Table II)

Table I
 EDUCATION CONFERENCES
 FY 1993-1994

<u>Date</u>	<u>Conference</u>	<u>No. of Attendees</u>
August 19-20, 1993	Sentencing Conference Little Rock	34
September 9-11, 1993	Municipal Judges Eureka Springs	51
September 17, 1993	Municipal Clerks Hot Springs	126
September 23, 1993	Law Clerks Orientation Little Rock	22
October 20-23, 1993	Judicial Council Pine Bluff	90
November 19, 1993	Municipal Clerks Little Rock	100
January 21, 1994	Sentencing Workshop Little Rock	38
March 18, 1994	Municipal Clerks Hot Springs	133
April 15, 1994	Case Coordinators Little Rock	48
May 12-14, 1994	Municipal Judges West Memphis	60
May 12-14, 1994	Municipal Clerks West Memphis	151
June 7-10, 1994	Judicial Council Hot Springs	98

Table II

OUT OF STATE EDUCATION

FY 1993-1994

<u>Participant</u>	<u>Program</u>
Arnold, Dub	A Judge's Philosophy of Law and Judging
Brantley, Ellen	Automating Court Systems
Capeheart, Ted	Literature and Law
Choate, Steve	Rule of Law
Cook, Vicki	Evidence in Action
Davis, Fred	Introduction to Computers in the Courts
Eddy, Charles	Constitutional Criminal Procedure
Edwards, Robert	Current Issues in Family Law
Foltz, Harry	Judicial Reasoning
Ford, Gayle	Introduction to Computers in the Courts
Garrett, Bob	Current Issues in Family Law
Goodson, David	Judicial Reasoning
Gray, Alice	Advanced Evidence
Gruber, Rita	Evidence in Action
Hannah, Jim	Current Issues in Family Law
Hanshaw, Lance	Juvenile Cases: Philosophical Ethics and Decision Making
Hewett, Mark	Evidence
Hudson, Jim	Juvenile Cases: Philosophical Ethics and Decision Making
Huffman, Don	Advanced Evidence
Humphrey, Marion	Advanced Evidence
Jamison, Leon	Family Law
Kemp, John Dan	The Judge as Fact Finder and Decision Maker
Kilgore, Collins	Introduction to Personal Computers in the Courts
Lessenberry, Jack	Mediation
Mays, Robin	Judicial Writing
Mazzanti, Jerry	Dispute Resolution
McGowan, Mary	Family Law
Plegge, John	Introduction to Computers in the Courts
Rogers, Pete	Introduction to Computers in the Courts
Rogers, Russell	Literature and Law
Smith, Kim	The Judge as Fact Finder and Decision Maker
Smith, Vann	Family Law
Swindell, Benny	Alcohol and Other Drugs and the Courts
Switzer, David	Advanced Evidence
Taylor, H.A.	American Bar Association
Turner, Sam	Advanced Evidence
Ward, John	Introduction to Personal Computers in the Courts
Wilson, Ralph	Family Law
Wright, Walter	A Judge's Philosophy of Law and Judging