



150186



19



93

# BIAS INCIDENT REPORT

**LAPS** New Jersey Department of Law & Public Safety,  
Division of State Police, Uniform Crime Reporting Unit

NCJRS

SEP 21 1994

ACQUISITIONS

# SIXTH ANNUAL BIAS INCIDENT OFFENSE REPORT 1993

**Honorable Deborah T. Poritz**  
*Attorney General*  
*State of New Jersey*

**Colonel Carl A. Williams**  
*Superintendent*  
*New Jersey State Police*

**Major Patrick D. Vona**  
*Supervisor*  
*Records and Identification Section*  
*New Jersey State Police*

**Chief Anthony J. Scutti**  
*Westfield Town Police Department*  
*President*  
*New Jersey Association of Chiefs of Police*

150186

**U.S. Department of Justice**  
**National Institute of Justice**

This document has been reproduced exactly as received from the person or organization originating it. Points of view or opinions stated in this document are those of the authors and do not necessarily represent the official position or policies of the National Institute of Justice.

Permission to reproduce this copyrighted material has been granted by

New Jersey Dept. of Public  
Safety

to the National Criminal Justice Reference Service (NCJRS).

Further reproduction outside of the NCJRS system requires permission of the copyright owner.

**Prepared by:**

**State of New Jersey**  
**Dept. of Law & Public Safety**  
**Division of State Police**  
**Uniform Crime Reporting Unit**

## INTRODUCTION

Crimes motivated by hate and bias tend to erode the basic fabric of society. Bias incidents having a racial, religious, ethnic or sexual component manifest themselves in a wide spectrum of criminal activities. These bias incidents jeopardize the active and open pursuit of freedom and opportunity. They attack the racial, religious, ethnic heritage and sexual orientation of our citizens. Closely linked to such heritage are individual values, beliefs, and identities.

Realizing that no agency within the state was collecting complete data on bias incidents, a broad-based Ad Hoc committee was created to develop a comprehensive statewide reporting system. As a result of the committee's recommendations, Attorney General Executive Directive No. 1987-3 was issued mandating all New Jersey law enforcement agencies to begin reporting bias incidents to the Division of State Police, Uniform Crime Reporting Unit, on a monthly basis, effective January 1, 1988.

The directive was instituted to capture vital data in an effort to identify the problem. This information will permit proper evaluation of progress in preventing bias crime and assist with necessary planning for the future.

This is the sixth annual publication concerning bias crimes, which contains comparisons to the previous year's statistics. The published statistics and graphs are the result of data submitted by the police community of New Jersey.

Hopefully, the information contained in this publication will be of value to various segments of society and serve its intended purpose.



*State of New Jersey*  
DEPARTMENT OF LAW AND PUBLIC SAFETY  
OFFICE OF THE ATTORNEY GENERAL

DEBORAH T. PORITZ  
ATTORNEY GENERAL

The Honorable Christine Todd Whitman  
Governor of the State of New Jersey

Honorable Members of the Senate and  
Assembly of the State of New Jersey

Dear Governor and Members of the Legislature:

Pursuant to the Attorney General's Executive Directive, I herewith submit for your information and review the sixth annual report on bias incidents in New Jersey. The annual report is based on the bias incident reports submitted to the New Jersey Uniform Crime Reporting System by every New Jersey law enforcement agency for the year 1993.

It would have been impossible to complete this report without the cooperation of New Jersey's criminal justice family. It is with appreciation to these dedicated public servants, and the victims of bias incidents, that this report is submitted.

Respectfully,

Deborah T. Poritz  
Attorney General of New Jersey



*State of New Jersey*  
DEPARTMENT OF LAW AND PUBLIC SAFETY  
DIVISION OF STATE POLICE

RIVER ROAD  
POST OFFICE BOX 7068 WEST TRENTON, NJ 08628-0068  
TELEPHONE: (609) 882-2000  
FAX: (609) 882-6920

DEBORAH T. PORITZ  
ATTORNEY GENERAL

COLONEL CARL A. WILLIAMS  
SUPERINTENDENT

Honorable Deborah T. Poritz  
Attorney General  
State of New Jersey  
Hughes Justice Complex  
Trenton, New Jersey

Dear Attorney General Poritz:

Pursuant to the Attorney General's Executive Directive 1987-3, the sixth annual report on bias incidents in New Jersey is submitted. This report contains statistics related to bias incidents. All information is based on bias incident reports submitted to the New Jersey Uniform Crime Reporting System by every New Jersey law enforcement agency for the year 1993. The report contains comparisons and analyses between 1992 and 1993 data.

This report has evolved through the cooperation of all New Jersey law enforcement agencies. It is being forwarded for your information and presentation to the Governor and members of the Legislature.

Respectfully,

Colonel Carl A. Williams  
Superintendent

# BIAS INCIDENT

## DEFINITION

*A Bias Incident is defined as any suspected or confirmed offense or unlawful act which occurs to a person, private property, or public property on the basis of race, color, creed, ethnicity, religion or sexual orientation. An offense is bias-based if the motive for the commission of the offense or unlawful act is racial, religious, ethnic or sexual oriented in nature.*

Highlights of the 1993 bias incident offense statistics are listed below:

- There were 1,325 actual bias incident offenses reported by the police in 1993, a 2% increase compared to 1992.
- Harassment accounted for 35% (464) of all bias incident offenses.
- Criminal mischief and damage to property accounted for 32% (426) of all bias incident offenses.
- Racial bias accounted for 59% (778) of all bias crimes in 1993.
- Persons were the target in 846, or 64%, of all bias incident offenses reported.
- The Black race represented the most frequent racial group victimized by bias crime, accounting for 40% (524) of all bias incidents.
- The Jewish religion represented the most frequent religious group victimized by bias crime, accounting for 26% (344) of all bias incidents.
- The Hispanic ethnicity represented the most frequent ethnic group victimized by bias crime, accounting for 6% (76) of all bias incidents.
- The most frequent day of occurrence was Friday (208 incidents).
- The most frequent month of occurrence was June (161 incidents).
- The most frequent place of occurrence was a residence, where 31% (409) of all bias incidents occurred.
- Thirty-nine percent (523) of all bias incident offenses were cleared, with 20% (271) being cleared by arrest, and 19% (252) being exceptionally cleared.
- There were a total of 309 arrests (190 adults and 119 juveniles) made as a result of bias incidents, a 30% decrease compared to the 444 (288 adults and 156 juveniles) persons arrested in 1992.
- The involvement of organized hate groups was not substantiated in any of the reported bias incidents.

# BIAS INCIDENT OF 199

		Murder	Manslaughter	Rape	Robbery	Aggravated Assault	Burglary	Larceny-Theft	Simple Assault	Fear of Bodily Violence	Arson
Atlantic	1992	-	-	-	-	5	-	-	12	6	-
	1993	-	-	-	2	9	2	-	8	1	-
Bergen	1992	-	-	-	2	6	1	1	15	4	-
	1993	-	-	-	-	-	1	2	17	8	-
Burlington	1992	-	-	-	1	7	-	1	17	5	1
	1993	-	-	-	1	2	-	-	8	2	-
Camden	1992	-	-	-	3	12	-	1	17	2	-
	1993	-	-	-	-	1	-	-	7	15	1
Cape May	1992	-	-	-	-	2	-	-	1	3	1
	1993	-	-	-	-	1	-	-	6	1	-
Cumberland	1992	-	-	-	1	2	-	-	2	1	-
	1993	-	-	-	-	2	1	-	-	3	-
Essex	1992	-	-	-	-	9	-	2	14	7	-
	1993	-	-	-	-	1	1	-	12	3	-
Gloucester	1992	-	-	-	-	-	1	1	16	4	-
	1993	-	-	-	7	2	-	-	7	8	1
Hudson	1992	-	-	-	-	3	-	-	7	1	-
	1993	-	-	-	1	5	-	-	4	2	-
Hunterdon	1992	-	-	-	-	-	1	-	-	-	-
	1993	-	-	-	-	-	-	-	3	-	-
Mercer	1992	-	-	-	1	2	-	1	9	3	-
	1993	-	-	-	-	1	2	-	3	3	-
Middlesex	1992	-	-	-	5	3	-	-	7	3	-
	1993	-	-	-	-	10	-	-	16	6	-
Monmouth	1992	-	-	-	-	3	-	1	10	13	-
	1993	-	-	-	3	2	-	-	10	2	1
Morris	1992	-	-	-	-	2	-	-	7	4	-
	1993	-	-	-	-	-	-	1	5	5	1
Ocean	1992	-	-	-	-	7	-	-	15	5	1
	1993	-	-	-	11	3	-	-	22	4	-
Passaic	1992	-	-	-	-	3	-	-	8	4	-
	1993	-	-	-	-	2	-	-	8	5	-
Salem	1992	-	-	-	-	2	-	-	2	-	-
	1993	-	-	-	-	3	-	-	4	-	-
Somerset	1992	-	-	-	-	3	-	-	3	1	-
	1993	-	-	-	-	-	-	-	5	2	-
Sussex	1992	-	-	-	-	-	1	-	4	-	-
	1993	-	-	-	-	-	-	-	2	-	-
Union	1992	-	-	-	-	6	-	-	10	-	-
	1993	-	-	-	1	3	-	-	5	4	-
Warren	1992	-	-	-	-	1	-	-	1	6	-
	1993	-	-	-	-	-	-	-	1	2	-
TOTAL	1992	-	-	-	13	78	4	8	177	72	3
	1993	-	-	-	26	47	7	3	153	76	4

# OFFENSES BY COUNTY 1993

Criminal Mischief	Damage to Property Threat of Violence	Weapons Offenses	Sex Offenses	Terroristic Threats	Trespass	Disorderly Conduct	Harassment	Desecration of Venerated Objects	All Other Bias Incidents	TOTAL
14	1	-	-	3	-	1	15	-	-	57
19	-	1	-	4	1	-	22	-	2	71
56	13	-	-	11	-	-	59	-	6	174
61	8	-	-	4	-	-	64	-	5	170
12	1	-	-	11	-	-	32	-	1	89
25	3	-	-	4	-	3	21	-	-	69
43	3	-	-	3	-	-	28	-	-	112
38	4	-	-	4	-	2	39	-	4	115
1	-	-	-	-	-	-	5	-	-	13
6	1	-	-	1	-	1	5	-	-	22
2	1	-	-	-	-	-	7	-	-	16
3	1	-	-	1	-	-	1	-	1	13
15	4	-	-	5	-	5	21	1	-	83
28	1	-	-	6	-	-	12	-	4	68
10	-	-	-	2	-	3	34	-	-	71
8	2	-	-	2	-	1	38	-	1	77
2	-	-	-	11	-	1	13	-	-	38
6	1	-	-	3	-	-	9	-	1	32
	1	-	-	1	-	-	1	-	-	11
	-	-	-	-	-	-	2	-	-	6
10	1	-	-	6	-	-	28	-	-	61
18	-	-	-	3	-	-	27	-	5	62
49	-	-	-	3	-	-	45	-	-	115
44	4	-	-	8	-	2	47	-	3	140
41	1	-	-	6	-	1	39	-	-	115
38	1	-	-	5	1	2	37	-	2	104
27	1	-	-	4	-	3	35	-	2	85
21	2	-	-	8	-	1	30	-	2	76
12	1	-	-	7	-	1	29	-	1	79
16	-	-	-	6	-	-	40	-	-	102
18	4	-	-	4	-	2	20	-	1	64
15	-	-	-	-	-	1	14	-	-	45
-	-	-	-	-	-	-	4	-	-	8
-	-	-	-	-	-	-	-	-	-	7
9	1	-	-	-	-	-	6	-	-	23
22	-	-	-	-	-	-	26	1	1	57
2	2	-	-	1	-	-	4	-	-	14
4	1	-	-	2	-	1	9	-	1	20
25	2	-	1	1	-	1	15	-	-	61
19	2	-	-	4	-	-	19	-	2	59
2	-	-	-	-	-	-	4	-	-	14
	1	-	-	-	-	-	2	-	2	10
357	37	-	1	79	-	18	444	1	11	1,303
394	32	1	-	65	2	14	464	1	36	1,325



## BIAS INCIDENT OFFENSES/CLEARANCES/ARRESTS 1992/1993

Bias Incident Offense		Number of Offenses	Offenses Cleared	Percent Cleared	Number of Arrests		
					Total Arrests	Adult Arrests	Juvenile Arrests
Murder	1992	-	-	-	-	-	-
	<b>1993</b>	-	-	-	-	-	-
Manslaughter	1992	-	-	-	-	-	-
	<b>1993</b>	-	-	-	-	-	-
Rape	1992	-	-	-	-	-	-
	<b>1993</b>	-	-	-	-	-	-
Robbery	1992	13	8	62	19	11	8
	<b>1993</b>	<b>26</b>	<b>17</b>	<b>65</b>	<b>18</b>	<b>15</b>	<b>3</b>
Aggravated Assault	1992	78	48	62	68	34	34
	<b>1993</b>	<b>47</b>	<b>33</b>	<b>70</b>	<b>38</b>	<b>17</b>	<b>21</b>
Burglary	1992	4	-	-	-	-	-
	<b>1993</b>	<b>7</b>	-	-	-	-	-
Larceny-Theft	1992	8	2	25	2	1	1
	<b>1993</b>	<b>3</b>	-	-	-	-	-
Simple Assault	1992	177	99	56	89	58	31
	<b>1993</b>	<b>153</b>	<b>87</b>	<b>57</b>	<b>66</b>	<b>38</b>	<b>28</b>
Fear of Bodily Violence	1992	72	30	42	31	26	5
	<b>1993</b>	<b>76</b>	<b>47</b>	<b>62</b>	<b>23</b>	<b>17</b>	<b>6</b>
Arson	1992	3	1	33	1	1	-
	<b>1993</b>	<b>4</b>	<b>1</b>	<b>25</b>	<b>2</b>	-	<b>2</b>
Criminal Mischief	1992	357	33	9	37	25	12
	<b>1993</b>	<b>394</b>	<b>26</b>	<b>7</b>	<b>29</b>	<b>9</b>	<b>20</b>
Damage to Property; Threat of Violence	1992	37	2	5	3	2	1
	<b>1993</b>	<b>32</b>	<b>4</b>	<b>13</b>	<b>2</b>	-	<b>2</b>
Weapons Offense	1992	-	-	-	-	-	-
	<b>1993</b>	<b>1</b>	-	-	-	-	-
Sex Offenses (Except Rape)	1992	1	1	-	1	-	1
	<b>1993</b>	-	-	-	-	-	-
Terroristic Threats	1992	79	37	47	25	20	5
	<b>1993</b>	<b>65</b>	<b>24</b>	<b>37</b>	<b>17</b>	<b>13</b>	<b>4</b>
Trespass	1992	-	-	-	-	-	-
	<b>1993</b>	<b>2</b>	<b>1</b>	<b>50</b>	-	-	-
Disorderly Conduct	1992	18	16	89	12	5	7
	<b>1993</b>	<b>14</b>	<b>9</b>	<b>64</b>	<b>7</b>	<b>5</b>	<b>2</b>
Harassment	1992	444	277	62	156	105	51
	<b>1993</b>	<b>464</b>	<b>272</b>	<b>59</b>	<b>105</b>	<b>76</b>	<b>29</b>
Desecration of Venerated Objects	1992	1	-	-	-	-	-
	<b>1993</b>	<b>1</b>	<b>1</b>	<b>100</b>	<b>1</b>	-	<b>1</b>
All Other Bias Incidents	1992	11	1	9	-	-	-
	<b>1993</b>	<b>36</b>	<b>1</b>	<b>3</b>	<b>1</b>	-	<b>1</b>
<b>TOTAL</b>	1992	1,303	555	43	444	288	156
	<b>1993</b>	<b>1,325</b>	<b>523</b>	<b>39</b>	<b>309</b>	<b>190</b>	<b>119</b>

## BIAS INCIDENT OFFENSES 1989 through 1993

Bias Incident Offenses	1989	1990	1991	1992	1993
Murder	1	1	1	-	-
Manslaughter	-	-	-	-	-
Rape	-	-	-	-	-
Robbery	11	8	13	13	26
Aggravated Assault	37	60	61	78	47
Burglary	4	9	13	4	7
Larceny-Theft	3	6	1	8	3
Simple Assault	67	105	144	177	153
Fear of Bodily Violence	28	37	38	72	76
Arson	1	3	4	3	4
Criminal Mischief	178	176	202	357	394
Damage to Property; Threat of Violence	21	38	26	37	32
Weapons Offense	-	1	1	-	1
Sex Offenses (Except Rape)	-	2	-	1	-
Terroristic Threats	43	52	80	79	65
Trespass	2	1	6	-	2
Disorderly Conduct	14	33	35	18	14
Harassment	164	255	323	444	464
Desecration of Venerated Objects	4	3	4	1	1
All Other Bias Incidents	29	34	24	11	36
<b>TOTAL</b>	<b>607</b>	<b>824</b>	<b>976</b>	<b>1,303</b>	<b>1,325</b>

# BIAS INCIDENT SUMMARY - TARGET/TYPE - 1993

PERSON	846	{	RACIAL	560	{	American Indian	-
						Asian	30
						Black	358
						White	164
			Other	8			
			RELIGIOUS	119	{	Catholic	-
						Hindu	1
						Islamic	1
						Jewish	117
						Protestant	-
						Other	-
			ETHNIC	137	{	Asian Indian	17
						Hispanic	74
						Oriental	23
						Other	23
			SEXUAL	30	{	Sexual Orientation	30
PRIVATE PROPERTY	307	{	RACIAL	130	{	American Indian	-
						Asian	7
						Black	103
						White	13
			Other	7			
			RELIGIOUS	154	{	Catholic	2
						Hindu	3
						Islamic	-
						Jewish	145
						Protestant	1
						Other	3
			ETHNIC	22	{	Asian Indian	7
						Hispanic	2
						Oriental	5
						Other	8
			SEXUAL	1	{	Sexual Orientation	1
PUBLIC PROPERTY	172	{	RACIAL	88	{	American Indian	-
						Asian	-
						Black	63
						White	14
			Other	11			
			RELIGIOUS	83	{	Catholic	1
						Hindu	-
						Islamic	-
						Jewish	82
						Protestant	-
						Other	-
			ETHNIC	0	{	Asian Indian	-
						Hispanic	-
						Oriental	-
						Other	-
			SEXUAL	1	{	Sexual Orientation	1

## BIAS INCIDENT SUMMARY 1993

DESCRIPTION OF INCIDENT		PLACE OF OCCURRENCE		RELATIONSHIP OF VICTIM TO OFFENDER	
Swastika	255	Residence	409	Acquaintance	122
Cross Burning	4	Religious Building	23	Neighbor	173
Graffiti	129	Government Building	37	Employee	13
In Person	695	School Building	154	Stranger	370
Letters	68	Business Establishment	176	Unknown	536
Telephone	78	Cemetery	1	Other	111
Other	96	Motor Vehicle	63		
		Highway/Parking Lot	311		
		Other	151		

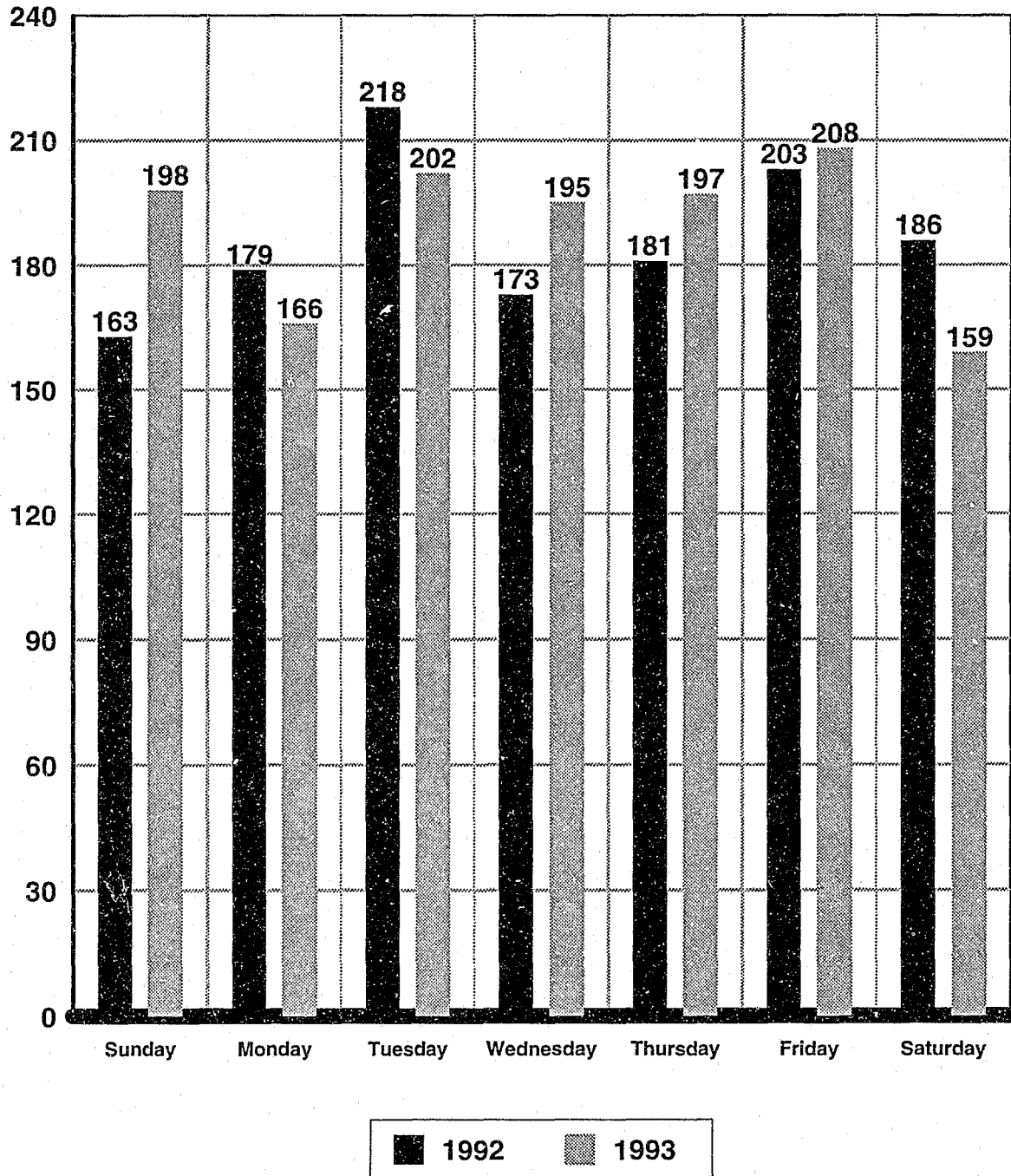
### TYPE OF BIAS INCIDENT

RACIAL		RELIGIOUS		ETHNIC	
American Indian	-	Catholic	3	Asian Indian	24
Asian	37	Hindu	4	Hispanic	76
Black	524	Islamic	1	Oriental	28
White	191	Jewish	344	Other	31
Other	26	Protestant	1		
		Other	3		
<b>TOTAL RACIAL</b>	<b>778</b>	<b>TOTAL RELIGIOUS</b>	<b>356</b>	<b>TOTAL ETHNIC</b>	<b>159</b>
<b>TOTAL SEXUAL ORIENTATION</b>		<b>32</b>			

## VICTIM/OFFENDER CHARACTERISTICS 1993

	VICTIM	OFFENDER
<b>AGE</b>		
10 and under	54	15
11 to 17	197	211
18 to 20	81	90
21 to 25	96	53
26 to 30	96	50
31 to 35	83	44
36 to 40	74	46
41 to 45	65	22
46 to 50	37	19
51 to 60	26	10
61 and over	37	10
<b>SEX</b>		
Male	518	450
Female	328	120
<b>RACE</b>		
American Indian	-	-
Asian	74	7
Black	361	137
White	411	426
Other	-	-

## BIAS INCIDENTS BY DAY OF WEEK 1992/1993



## BIAS INCIDENTS BY MONTH 1992/1993

