

150131

JUVENILE FEMALES: POPULATION APPREHENSIONS AND VICTIMS

Presentation To:

The Fourth Minnesota Conference
on Adolescent Females

April 22, 1994
Brooklyn Park, Minnesota

Presented By:

Daniel Storkamp, Director
Criminal Justice Center



(612) 297-7518

JUVENILE FEMALES: POPULATION, APPREHENSIONS AND VICTIMS

NCJRS

SEP 20 1994

ACQUISITIONS

Table of Contents

Definitions	2
Minnesota Population	
Juvenile Female Population 10 to 17 Year Olds (1973-1992)	3
Juvenile Female Population Projections 10 to 17 Year Olds (1992-2010)	4
Juvenile Female Population Projections 10 to 17 Year Olds by Race and Ethnicity	5
Juvenile Apprehensions	
Percent Female Part I-Violent (1973-1992)	6
Percent Female Part I-Property (1973-1992)	6
Percent Female Part II (1973-1992)	6
1992 Apprehensions by Gender	7
Juvenile Female Apprehensions/Apprehension Rates (1973-1992)	
Part I	8
Part I - Violent	9
Part I - Property	9
Part II	10
Juvenile Female Victims	
1993 Crime Survey: Victims of Property and Violent Crime	11
1992 Student Survey 6th, 9th, and 12th Graders	
Physical Abuse	12
Sexual Abuse	12

150131

U.S. Department of Justice
National Institute of Justice

This document has been reproduced exactly as received from the person or organization originating it. Points of view or opinions stated in this document are those of the authors and do not necessarily represent the official position or policies of the National Institute of Justice.

Permission to reproduce this copyrighted material has been granted by

Minnesota Criminal Justice
Statistical Analysis Center

to the National Criminal Justice Reference Service (NCJRS).

Further reproduction outside of the NCJRS system requires permission of the copyright owner.

DEFINITIONS

Apprehension occurs when an individual under the age of 18 is taken into custody by a law enforcement officer on the basis that the individual has committed a crime.

Arrest occurs when an individual age 18 and over is taken into custody by a law enforcement officer on the basis that the individual has committed a crime.

Apprehension/Arrest Rate is the number of juvenile apprehensions and adult arrests made for an offense or group of offenses per 100,000 population.

Serious Crime includes the offenses of murder, rape, robbery, aggravated assault, burglary, larceny, auto theft and arson.

Serious Crime Rate is the number of serious crimes known or reported to law enforcement agencies per 100,000 population.

Property Crime includes the serious offenses of burglary, larceny, auto theft and arson.

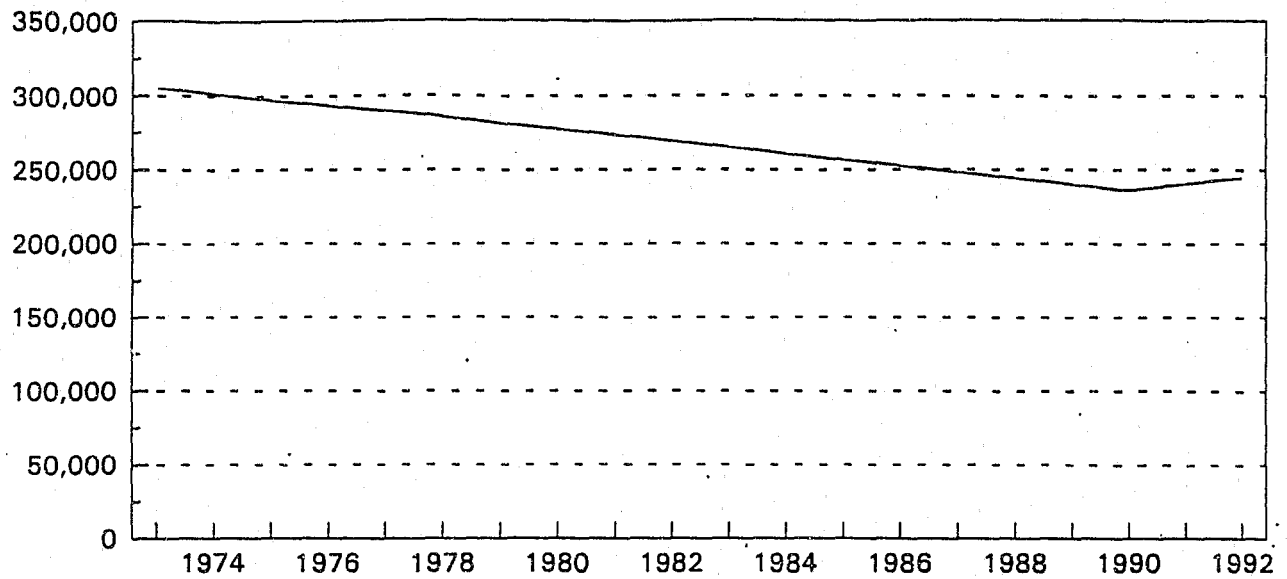
Property Crime Rate is the number of property crimes known or reported to law enforcement agencies per 100,000 population.

Violent Crime includes the serious offenses of murder, rape, robbery and aggravated assault.

Violent Crime Rate is the number of violent crimes known or reported to law enforcement agencies per 100,000 population.

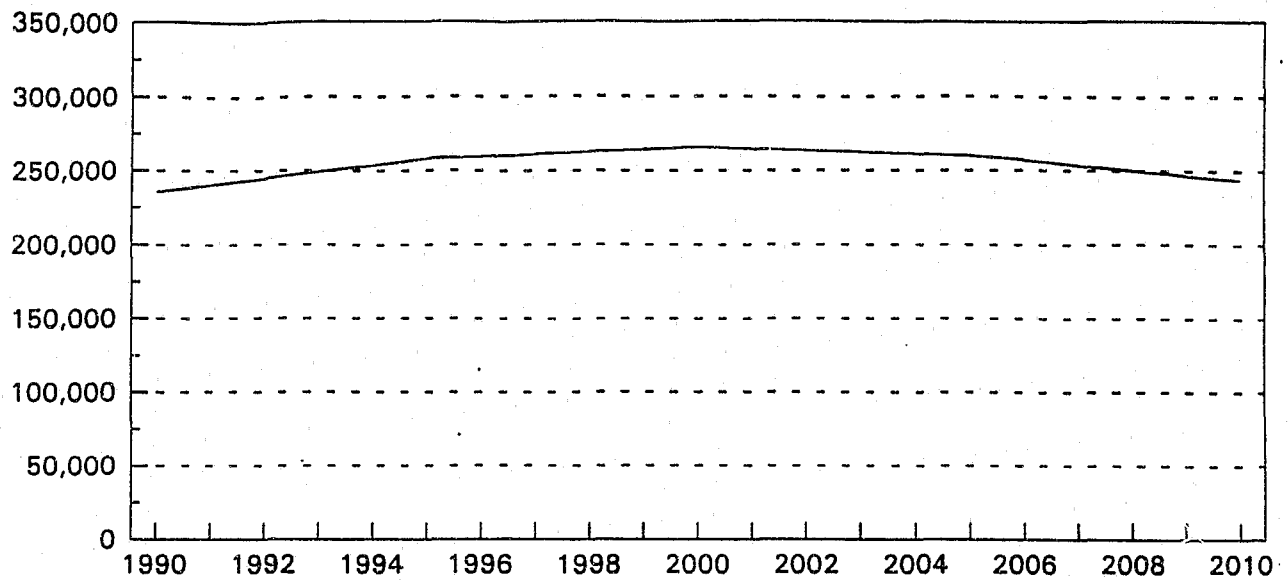
Note: These definitions are similar to the official FBI definitions.

Minnesota Population
Juvenile Females
10 to 17 Year Olds



NOTE: Individual year population numbers are estimated based on the 1970, 1980 and 1990 population census and the 1995 population projections from the Minnesota State Demographer's Office.

Minnesota Population Projections
Juvenile Females
10 to 17 Year Olds



NOTE: Individual year population numbers are estimated based on the 1990 population census and the 1995, 2000, 2005 and 2010 population projections from the Minnesota State Demographer's Office.

Minnesota Population Projections by Race and Ethnicity

Juvenile Females
10 to 17 Year Olds

	Population 1990	Projected Population 2020	Percent Change 1990-2020
African American	6,689	21,710	224.6%
Other Races	1,753	4,335	147.3%
Asian and Pacific Islander	7,004	16,019	128.7%
American Indian, Eskimo and Aleut	3,859	6,301	63.3%
Caucasian	216,270	181,506	-16.1%
Minnesota	235,575	229,496	-2.6%

	Population 1990	Projected Population 2020	Percent Change 1990-2020
*Hispanic	4,110	10,104	145.8%

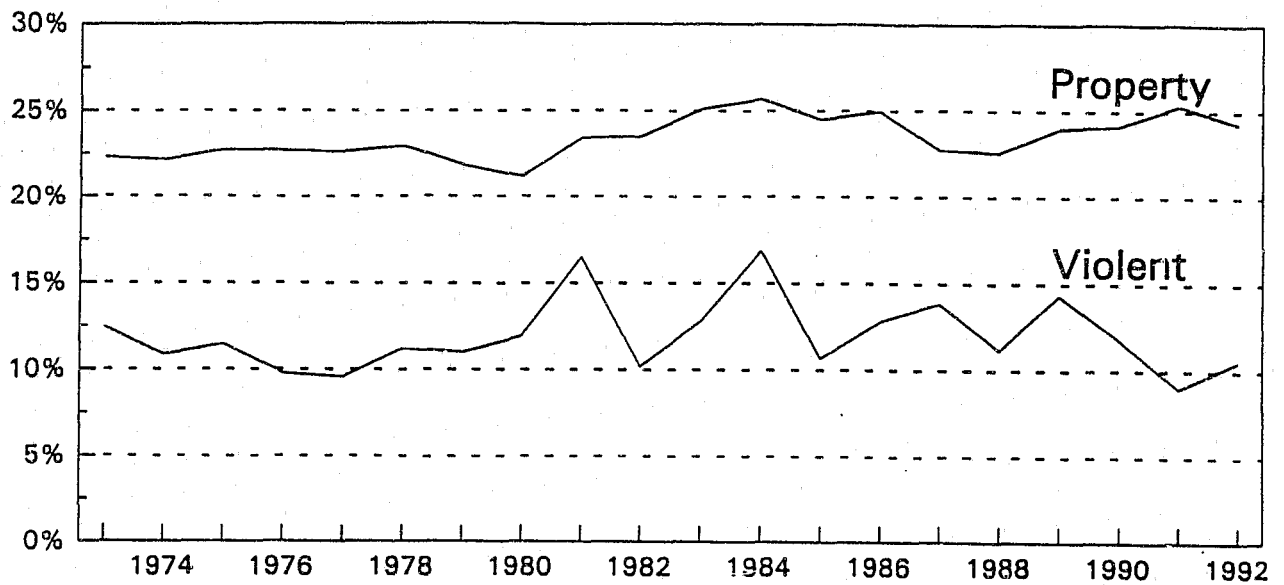
* Hispanic person may be of any race.

NOTE: Individuals who did not indicate themselves as African American, American Indian, Aleut, Asian, Caucasian, Eskimo or Pacific Islander were combined under the "Other Race" classification.

NOTE: The 10 to 17 year old populations were estimated from the 10-19 year old categories of the 1990 population census and the 2020 population projections from the Minnesota State Demographer's Office.

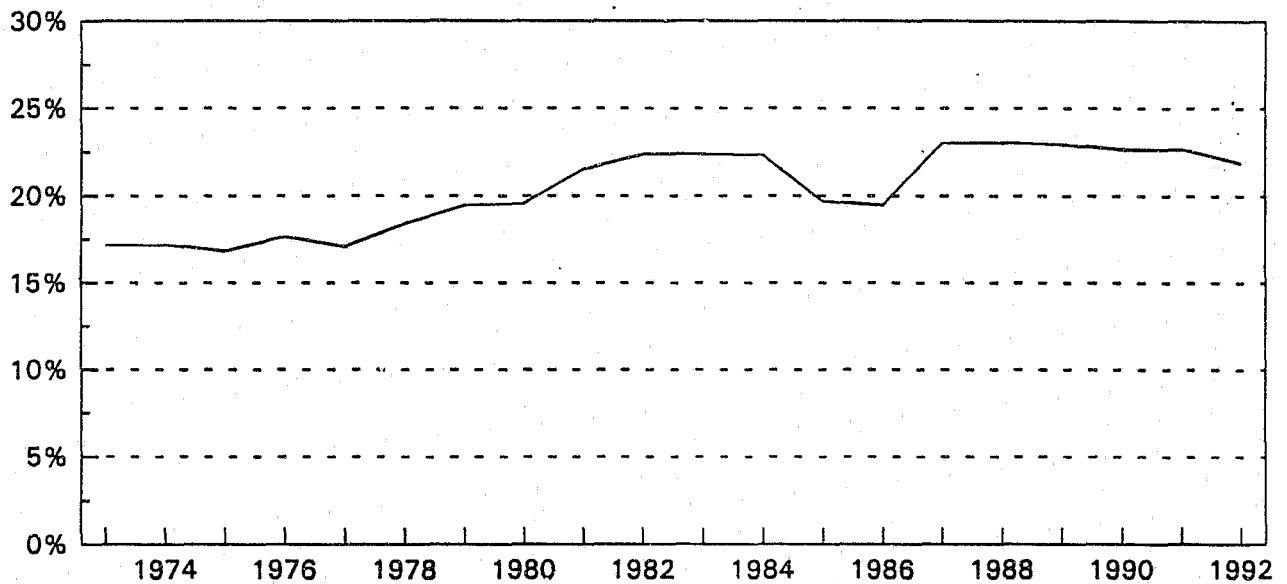
Prepared By: Criminal Justice Center, Minnesota Planning 296-4852
Data Source: Minnesota State Demographer's Office 296-2557

Percent Female Apprehensions of Juvenile Apprehensions Part I Crimes



NOTE: Includes juvenile apprehensions for the offenses of murder, rape, robbery, aggravated assault, burglary, larceny, auto theft and arson.

Part II Crimes



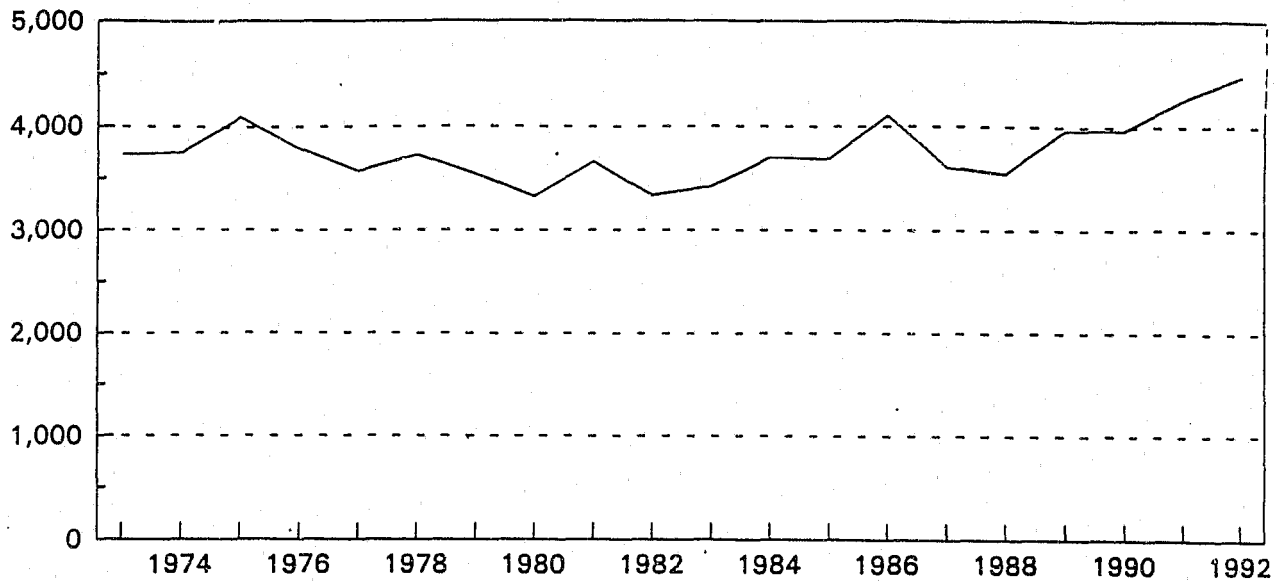
NOTE: Includes juvenile apprehensions for all offenses except murder, rape, robbery, aggravated assault, burglary, larceny, auto theft, arson, curfew/loitering or runaway.

1992 Juvenile Apprehensions

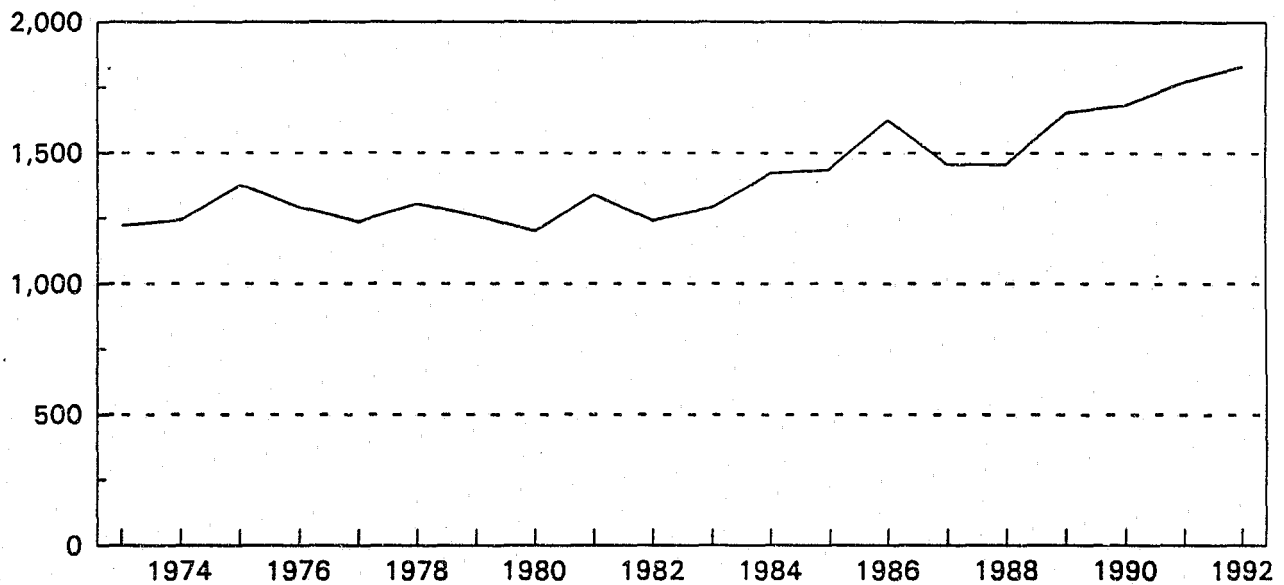
	Male	Female	Percent Female
Prostitution	7	21	75 %
Forgery	214	148	41 %
Family/Children	11	6	35 %
Liquor Laws	3749	1795	32 %
Fraud	211	97	31 %
Larceny	9349	3810	29 %
Other Assaults	2633	887	25 %
Disorderly Conduct	2160	627	22 %
Other (except Traffic)	3343	900	21 %
DUI	340	75	18 %
Arson	159	27	15 %
Stolen Property	859	130	13 %
Aggravated Assault	877	126	13 %
Auto Theft	1936	278	13 %
Narcotics	682	93	12 %
Robbery	372	41	10 %

NOTE: The above table only includes categories where juvenile female apprehensions were 10 percent or more of all juvenile apprehensions.

Juvenile Female Apprehensions Part I Crimes

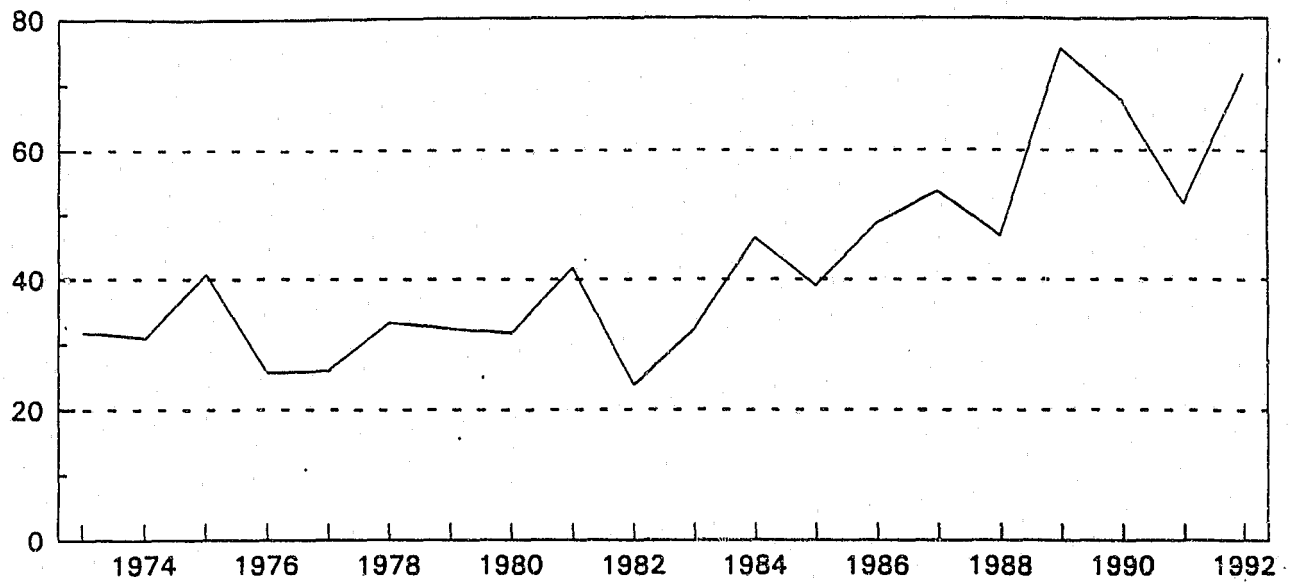


Juvenile Female Apprehension Rates Part I Crimes (per 100,000 population)



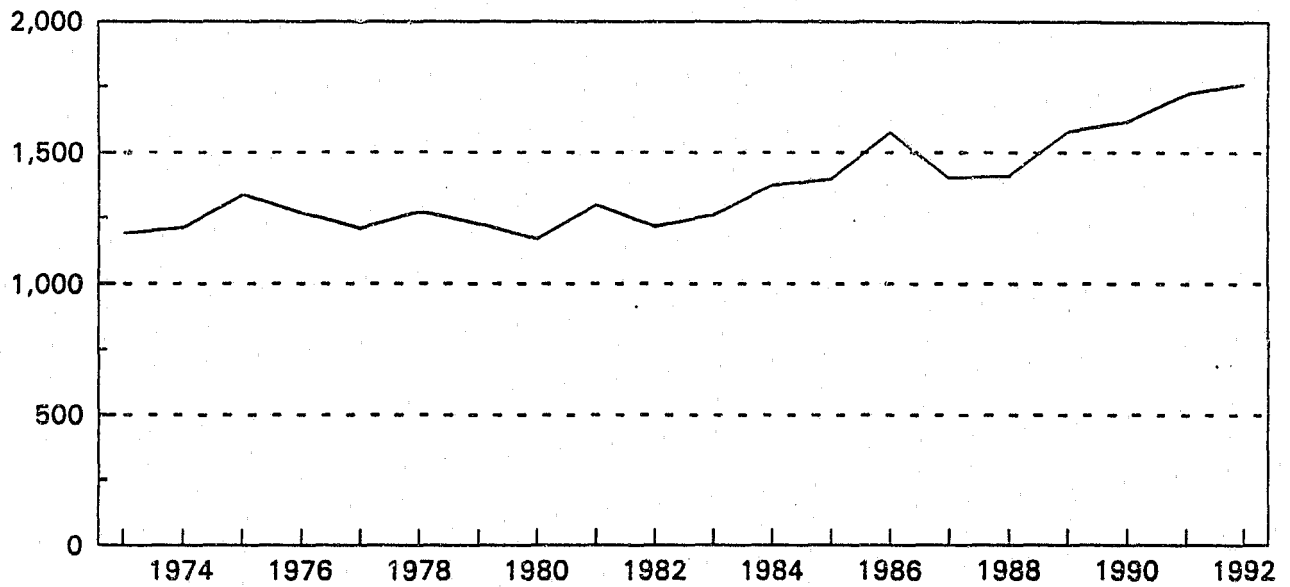
Note: Includes juvenile apprehensions for the offenses of murder, rape, robbery, aggravated assault, burglary, larceny, auto theft and arson.

Juvenile Female Apprehension Rates Part I - Violent Crime (per 100,000 population)



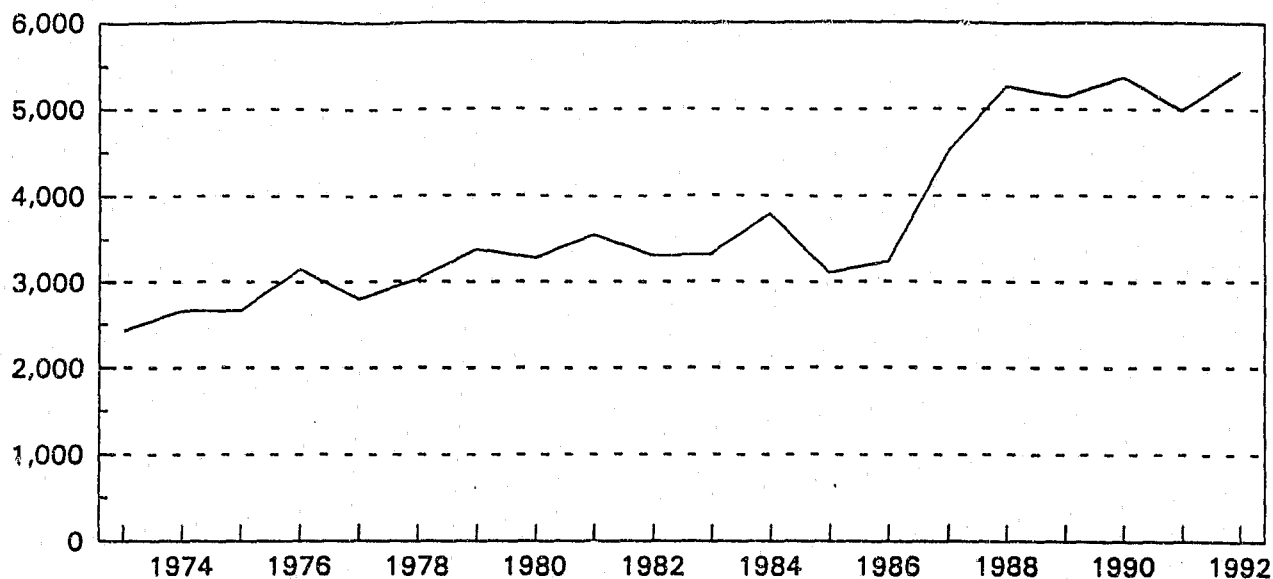
Note: Includes juvenile apprehensions for the offenses of murder, rape, robbery and aggravated assault.

Part I - Property Crime (per 100,000 population)

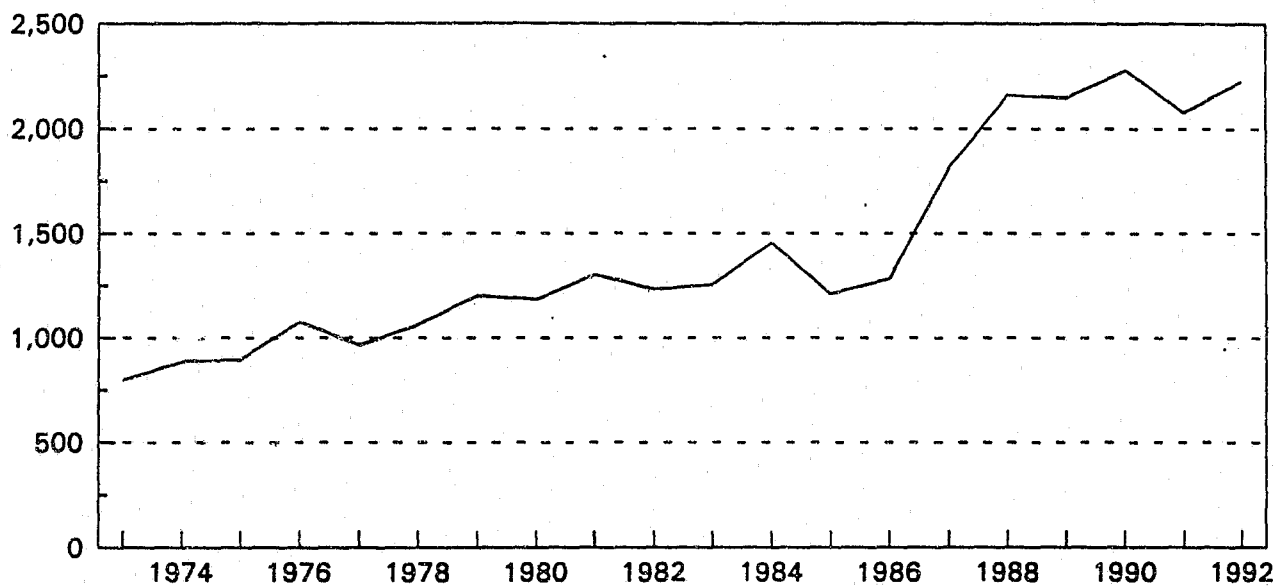


Note: Includes juvenile apprehensions for the offenses of burglary, larceny, auto theft and arson.

Juvenile Female Apprehensions Part II Crimes

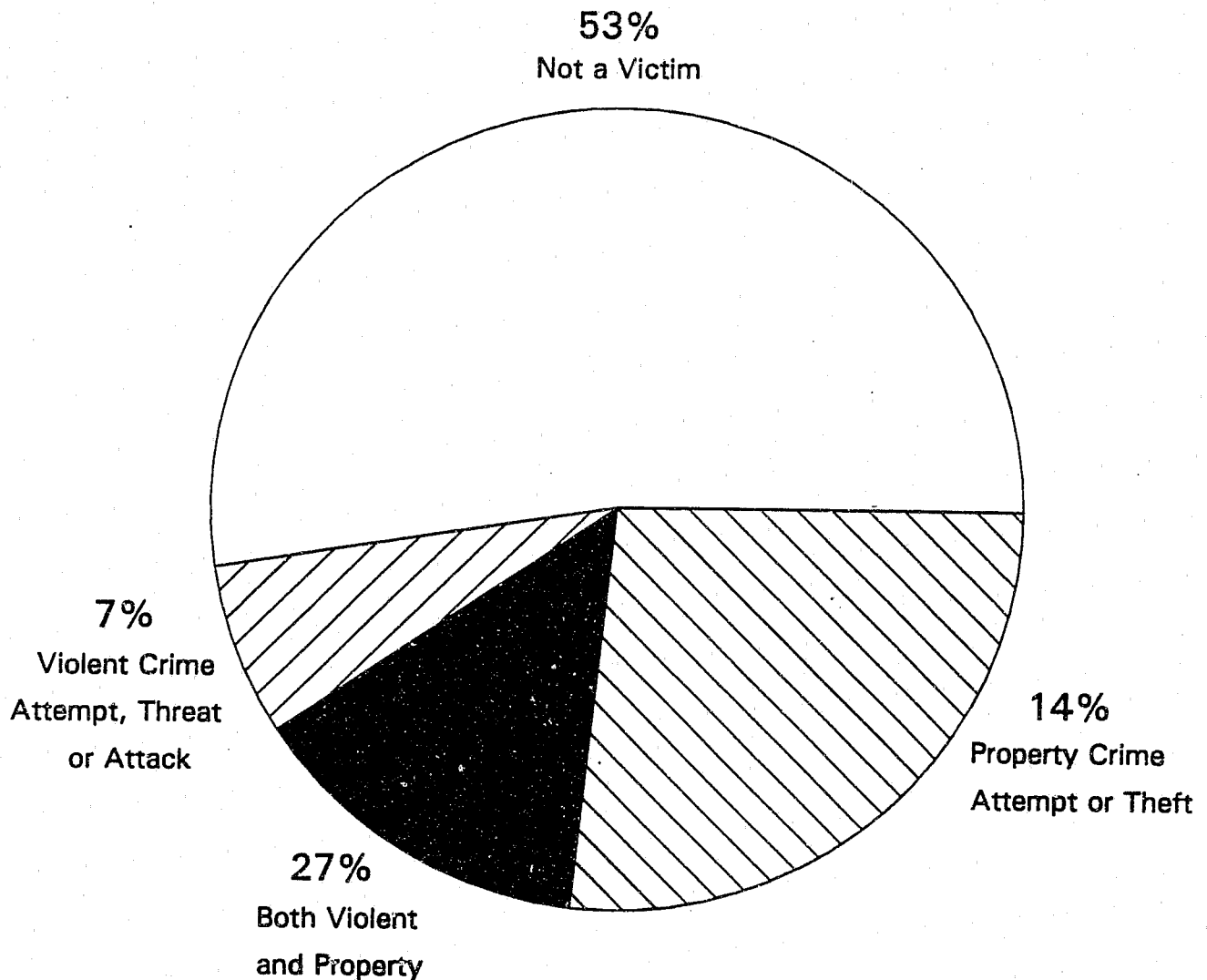


Juvenile Female Apprehension Rates Part II Crimes (per 100,000 population)



NOTE: Includes juvenile female apprehensions for all offenses except murder, rape, robbery, aggravated assault, burglary, larceny, auto theft, arson, curfew/loitering or runaway.

Juvenile Female Victims
1993 Crime Survey
Age 15 to 17



NOTE: Of the 3,927 responses to the 1993 crime survey, 63 represented females 15 to 17 years old. The pie chart above is based on the 63 responses.

Juvenile Female Victims
1992 Student Survey
Physical Abuse

	6th Graders	9th Graders	12th Graders
Physically Abused by Adult in House	11%	18%	15%
Physically Abused by Family Member	12%	19%	17%

Sexual Abuse

	6th Graders	9th Graders	12th Graders
Sexually Abused by Non-Family Member	6%	13%	16%
Sexually Abused by Family Member	3%	6%	7%

During the spring of 1992, the Minnesota Student Survey was conducted. Approximately 131,000 students in grades 6th, 9th and 12th from all but one of Minnesota's public school districts participated. The survey was an anonymous, self-administered, paper-and-pencil questionnaire completed in classrooms in the presence of school personnel.

NOTE: Of the approximate 131,000 responses to the 1992 student survey, approximately 22,900 represented females in 6th grade, 22,400 represented females in 9th grade and 16,600 represented females in 12th grade.