

leaa

ANNUAL REPORT
LAW ENFORCEMENT ASSISTANCE ADMINISTRATION
1994-1995

148302



leaa

4th ANNUAL REPORT OF THE
LAW ENFORCEMENT ASSISTANCE ADMINISTRATION
FISCAL YEAR 1972

148302

U.S. Department of Justice
National Institute of Justice

This document has been reproduced exactly as received from the person or organization originating it. Points of view or opinions stated in this document are those of the authors and do not necessarily represent the official position or policies of the National Institute of Justice.

Permission to reproduce this ~~copyrighted~~ material has been granted by

Public Domain/LEAA

U.S. Department of Justice

to the National Criminal Justice Reference Service (NCJRS).

Further reproduction outside of the NCJRS system requires permission of the ~~copyright~~ owner.



UNITED STATES DEPARTMENT OF JUSTICE

LAW ENFORCEMENT ASSISTANCE ADMINISTRATION

Washington, D.C. 20530

Office of the Administration

June 1973

To the President and to the Congress of the United States:

We have the honor to submit herewith the Annual Report of the Law Enforcement Assistance Administration for fiscal year 1972, as specified by the Omnibus Crime Control and Safe Streets Act of 1968, amended by the Omnibus Crime Control Act of 1970.

This document reflects the important contributions of the LEAA program to reducing crime and enhancing justice.

LEAA has helped State and local governments stem the tide of rising crime. Building on the solid foundation created in the initial years of the LEAA program, we are confident that new LEAA efforts will make it possible to achieve a significant reduction in crime and a true reform of the criminal justice system.

Respectfully submitted,

A handwritten signature in cursive script, reading 'Donald E. Santarelli'.

DONALD E. SANTARELLI,
Administrator.

A handwritten signature in cursive script, reading 'Richard W. Velde'.

RICHARD W. VELDE,
Associate Administrator.

A handwritten signature in cursive script, reading 'Clarence M. Coster'.

CLARENCE M. COSTER,
Associate Administrator.

Table of Contents

Introduction New Directions for Criminal Justice	1
Chapter 1 Summary of 1972 Activities	3
High Impact Anticrime Program	3
Activities of Major Offices	4
Office of Criminal Justice Assistance	4
National Institute of Law Enforcement and Criminal Justice	6
Office of Civil Rights Compliance	6
Office of Audit	7
Office of Operations Support	7
Significant Fiscal Year 1972 Programs	8
Criminal Justice Personnel	8
Police-Community Relations	9
Crime Prevention	9
Detection and Apprehension of Criminals	9
Prosecution and Courts	10
Juvenile Delinquency	10
Corrections	11
Organized Crime	11
Drug Abuse	12
Civil Disorders	12
Information Systems and Statistics	12
National Advisory Commission on Criminal Justice Standards and Goals	13
Chapter 2 Office of Inspection and Review	14
Crime-Specific Planning	14
Performance Measurement Projects	16
Monitoring LEAA Programs	16
Chapter 3 National Institute of Law Enforcement and Criminal Justice	17
Institute Goals	17
Organizational Structure	17
Priorities for Research and Development	18
High Impact Anticrime Program	18
Criminal Behavior and Intervention in Criminal Careers	19
Equipment Systems Improvement Program	21
Other Research	22
Supporting the Institute's Activities	23
Technology Transfer Division	23
Statistics Division	24
Chapter 4 LEAA Regional Reports	26
Region One	27
Region Two	29
Region Three	32

Region Four	36
Region Five	40
Region Six	42
Region Seven	45
Region Eight	47
Region Nine	50
Region Ten	52
Appendix	54
Table 1. Allocation of Fiscal Year 1972 Planning and Block Action Funds by State	54
Table 2. Allocation of Fiscal Year 1972 Part C Action Funds by Program Categories and by State	55
Table 3. Fiscal Year 1972 Part C Discretionary Grant Abstracts	57
Table 4. Fiscal Year 1972 Part C Discretionary Grants (Listed by State) ..	70
Table 5. Fiscal Year 1972 Part E Discretionary Grant Abstracts (Listed by State within each Region)	74
Table 6. Fiscal Year 1972 Part E Discretionary Grants (Listed by State) ..	78
Table 7. Fiscal Year 1971 Part C Discretionary Grant Abstracts	80
Table 8. Fiscal Year 1971 Part C Discretionary Grants (Listed by State) ..	82
Table 9. Fiscal Year 1971 Part E Discretionary Grant Abstracts	83
Table 10. Fiscal Year 1971 Part E Discretionary Grants (Listed by State) ---	83
Table 11. Part C Discretionary Grants by Program Area	84
Table 12. Fiscal Year 1972 Technical Assistance Grants	86
Table 13. Law Enforcement Education Program Fiscal Year 1972 Institu- tional Obligations	87
Table 14. Fiscal Year 1972 Graduate Research Fellowships	103
Table 15. Fiscal Year 1972 National Institute Grant Abstracts	105
Table 16. Fiscal Year 1972 Systems and Statistics Grants	108
Table 17. Fiscal Year 1972 Contracts and Interagency Agreements	109

New Directions for Criminal Justice

When Congress established the Law Enforcement Assistance Administration under title I of the Omnibus Crime Control and Safe Streets Act of 1968, it launched an unprecedented partnership effort among Federal, State, and local governments to reduce crime and delinquency.

LEAA financial and technical assistance helped States, counties, and cities set in motion far-reaching reforms and modernization of their criminal justice systems. They are carrying out thousands of anticrime programs tailored to meet local needs and problems.

In the past 4 years, the Nation has made substantial progress in the fight against crime. Serious crime decreased 2 percent in 1972—the first such drop since 1955, according to the FBI's Uniform Crime Reports.

Credit for this advance should go in large measure to the States for the vigor and wisdom they have demonstrated in making effective use of Federal crime control funds.

The generally high level of their performance attests to the soundness of the underlying principles of the LEAA program:

- Law enforcement is and must remain a local responsibility.
- Given sufficient resources, State and local governments are best able to decide what their needs are and how to meet them.

Congress appropriated \$699 million for the LEAA program in fiscal year 1972, continuing the pattern of growth that has characterized LEAA since its inception. The fiscal 1972 appropriation represents a ten-

fold increase over the initial fiscal year 1969 appropriation of \$63 million.

The major share of each LEAA budget—some \$497 million in fiscal year 1972—goes in block grants to the States.

This report reviews the projects supported by LEAA funds. They are sound programs, planned and carried out according to the mandate set forth in the Safe Streets Act:

... To prevent crime and to insure the greater safety of the people, law enforcement efforts must be better coordinated, intensified, and made more effective . . .

Other LEAA programs—direct grants for national-scope projects, research and development efforts, criminal justice statistics support and aid for law enforcement education—also are described in this report.

During fiscal 1972, LEAA continued to evaluate its policies and programs and, where necessary, reshaped them to accomplish its mission more readily. These on-going efforts to improve LEAA stewardship of the national crime control program also are discussed in the following pages.

Chapter 1 provides an overview of LEAA's fiscal 1972 activities. Subsequent chapters cover major aspects of the LEAA program in greater detail, including a region-by-region account of federally funded crime reduction activities.

Summary of 1972 Activities

By the beginning of fiscal year 1972, the Law Enforcement Assistance Administration had refined the approach to its basic goals and had been restructured to perform more efficiently.

During the initial years of the program, LEAA's overriding objective was basic improvement of the criminal justice system, which had been so long neglected. Having devoted substantial resources to fundamental programs of criminal justice reform, LEAA in fiscal 1972 redoubled its effort to concentrate on programs designed to produce greater impact on specific crimes.

The redefinition of the agency's goals to reduce crime became known as crime-specific planning.

(A full discussion of this planning approach appears in chapter 2.)

To carry out the concept of crime-specific planning, LEAA established a framework that encouraged greater State and local initiative in planning and setting crime reduction priorities. The 10 LEAA Regional Offices, whose staffs have been substantially expanded, now have primary authority to approve grants—an important step toward moving basic decisionmaking closer to State and local governments, and thus closer to the people.

HIGH IMPACT ANTICRIME PROGRAM

The most important single effort to spring from the crime-oriented planning approach is the High Impact Anticrime Program. Under this program, LEAA may award up to a total of \$160 million to eight major cities, over a period of 2-plus years, to reduce street crimes¹ and burglaries. The cities: Atlanta, Baltimore, Cleveland, Dallas, Denver, Newark, St. Louis, and Portland, Ore. The goals: a 5-percent reduction in those crimes in 2 years and a 20-percent decrease in 5 years.

The Impact cities were selected according to several criteria, including:

Size. Only cities of between 250,000 and 1 million population were considered. These cities were large

enough to have significant rates of street crimes and burglaries, but small enough so that available High Impact funds would be adequate to meet their needs.

Crime rates. Cities were ranked according to the rate of crime in the target categories.

Administrative support. Responsive city governments were considered essential to successful implementation of the program.

In addition, LEAA sought a geographical distribution of cities rather than a cluster of all eight in one part of the country.

Program management. Each of the Impact cities has created a crime analysis team responsible for planning and managing the program and carrying out complete, rigorous project evaluations.

Each city has conducted an in-depth analysis of the target crimes and established the data base necessary for sound program development.

Projects. The Impact plan required of each city must encompass all parts of the criminal justice process—prevention, detection, apprehension, adjudication, and rehabilitation. Specific projects vary according to the needs of each city, but generally include these common elements:

- Enhanced police patrols to prevent more crime and apprehend more offenders.

- Better training and equipment for police, including communications systems to speed their arrival at the crime scene.

- Community action programs, including public education efforts about ways citizens can protect themselves and their property.

- Courts projects, including strengthening prosecutors' staffs and setting up special court dockets to process street crimes and burglary cases more rapidly.

- New programs to rehabilitate street crime and burglary defendants, with special emphasis on juveniles and narcotics addicts.

Funding. LEAA allocated a total of \$40 million in 1972 discretionary and research funds to finance anti-crime projects in the eight cities.

(A description of the Impact Program as it operates in each of the cities appears in chapter 4.)

Evaluation. To evaluate the program's effectiveness in each Impact city, the crime analysis team studies

¹ Stranger-to-stranger crime—homicide, rape, aggravated assault, and robbery.

all aspects of the program, feeding the data back to LEAA. The agency is thus able to identify which programs work and which do not. The information will then be made available to other cities for comparable crime reduction efforts.

At the time this report was being prepared, the Impact cities were in various stages of program implementation. Even so, early evidence of progress in reducing crime was encouraging.

St. Louis project. An interim evaluation of a police patrol project in high-crime areas of St. Louis showed a 19-percent reduction in burglaries and a 7.2-percent reduction in crimes against persons during the period July–September 1972, compared to the same period in 1971. Statistics for the hours of patrol operation—6 p.m. to 2 a.m.—showed an 11.7-percent reduction in crimes against persons for the same 1972 period, compared to 1971.

Similar encouraging interim evaluation findings have been reported for the Denver Special Crime Attack Team (SCAT).

In addition to the individual city evaluations, LEAA's research arm—the National Institute of Law Enforcement and Criminal Justice—is conducting a comprehensive evaluation of the national Impact Program.

Crime survey. LEAA also is financing a large-scale victimization survey conducted in each Impact city by the Bureau of Census to determine whether crime reduction goals are being met.

The first survey will cover the before period, September 1971–72; additional surveys will be conducted in 1975 and 1977. Evaluation of the crime reduction will be based on actual victimization data rather than crimes reported to police.

(The Impact evaluation program is discussed more fully in chapter 3, which covers National Institute activities.)

ACTIVITIES OF MAJOR OFFICES

Office of Criminal Justice Assistance

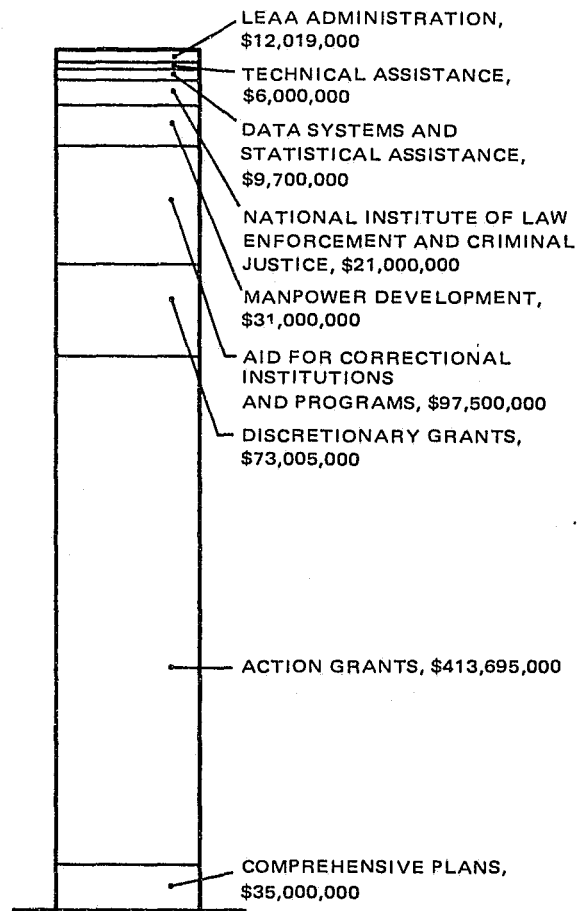
Primary responsibility for supervising the great bulk of LEAA programs rests with the Office of Criminal Justice Assistance (OCJA). This office has two chief functions: Coordinating the award of more than 90 percent of all LEAA funds and providing technical assistance to State and local criminal justice systems.

OCJA grant programs. The major share of LEAA's budget is allocated for grants to State and local governments. Out of a total LEAA budget of \$699 million for fiscal 1972, more than \$619 million was earmarked for this purpose.

In addition, LEAA also provides funds for technical assistance to States and localities and finances

DISTRIBUTION OF LEAA FUNDS

FY 1972 BUDGET: \$698,919,000



criminal justice training programs—including the Law Enforcement Education Program (LEEP) which supports college-level study by law enforcement professionals and students preparing for criminal justice careers.

Here is a breakdown of fiscal 1972 funds awarded by OCJA by type of grant:

Planning	\$ 35,000,000
Block action	413,695,000
Discretionary	73,005,000
Correctional improvement (part E) ..	97,500,000
Technical assistance	6,000,000
Manpower development	
(including LEEP)	31,000,000
Total	656,200,000

Planning grants. LEAA awards planning grants to 55 eligible jurisdictions² for development of comprehensive statewide law enforcement improvement

² The 50 States plus American Samoa, Washington, D.C., Guam, Puerto Rico, and Virgin Islands.

plans. Each State has established a State criminal justice planning agency (SPA) for this purpose. To insure participation from local units of government, SPAs are required to pass through 40 percent of their planning grants to counties and cities.

(LEAA has the authority to waive this requirement in States where primary law enforcement responsibility rests with the State or where adherence to the pass-through formula would inhibit efficient plan development. In fiscal year 1972, five States received waivers—Alaska, Delaware, Idaho, Montana, and Vermont. Even in these States, however, the pass-through funds averaged only slightly less than 40 percent.)

Planning funds for fiscal year 1972 totaled \$35 million, a 35-percent increase over 1971. Planning funds have grown steadily from the initial \$19 million in fiscal year 1969, an indication of the continuing emphasis on long-range comprehensive planning as the cornerstone for crime reduction.

Block action grants. Most LEAA funds are awarded in block action grants—in lump-sum payments to the States once their plans are approved. The States, in turn, redistribute the bulk of the funds to their counties and cities for action programs to reduce crime.³ Some funds also are used by State agencies.

In fiscal year 1972, LEAA awarded \$413.7 million in block action funds. Comparable figures for fiscal year 1971 show \$340 million awarded in block action grants, while \$24.7 million was awarded in LEAA's initial year of operation, fiscal year 1969.

Block action funds are used to support a wide variety of programs. The following list shows how block grant funds were allocated, as indicated in the States' fiscal year 1972 plans:

- \$44 million (10.6 percent) for upgrading criminal justice personnel.
- \$41.2 million (9.9 percent) for crime prevention.
- \$58.9 million (14.2 percent) for juvenile delinquency.
- \$89.9 million (21.6 percent) for criminal detection and apprehension.
- \$48.4 million (11.6 percent) for criminal prosecution and court system reform.
- \$67 million (16.1 percent) for correctional system improvement.
- \$12 million (2.9 percent) for organized crime control.
- \$10.4 million (2.5 percent) for preventing and controlling civil disorders.
- \$7.8 million (1.9 percent) for police-community relations.

³ A table showing allocation of action funds by program categories and by State appears in the appendix.

- \$21.3 million (5.1 percent) for research and development.

- \$15.2 million (3.6 percent) for construction of criminal justice facilities.

Discretionary grants. LEAA is authorized to award 15 percent of the total action grant budget in categorical—or discretionary—grants. Such grants primarily support innovative and experimental projects or programs that are national in scope.

Discretionary funds increased by 4 percent in fiscal year 1972—to \$73 million.

LEAA channeled most of these funds into two priority programs: the High Impact Program discussed in other sections of this report, and drug control projects in several major cities termed "Treatment Alternatives to Street Crime," described later in this chapter.

Other projects funded through discretionary grants included:

- Training of newly elected sheriffs.
- Special training for judges of limited jurisdiction.
- A program to reduce appellate delay.

These and other projects are discussed later in this chapter.

Corrections improvement grants (part E). When Congress amended the Safe Streets Act in 1970, it authorized a new program with far-reaching implications. Under part E of the Omnibus Crime Control Act of 1970, funds are available for improvement of correctional programs and renovation of correctional facilities.

In fiscal 1972, part E funds totaled \$97.5 million. Half of these funds go in block grants to the States. LEAA awards the remainder at its discretion. Part E funds for corrections supplement—not supplant—efforts funded through part C block and discretionary grants.

The part E program encourages States and local governments to utilize the most advanced thinking in correctional programming and design. Priority must be given to community-based programs such as halfway houses, diagnostic services, probation, and other supervisory release programs for delinquents, youth offenders, and first offenders.

Construction of correctional facilities with part E funds must reflect progressive design techniques. New facilities should include provisions for treatment of alcohol and drug abusers, and for separation of juveniles, adult women, and adult men. Where feasible, regional or multistate facilities should be constructed.

Technical assistance. LEAA fulfills specific State and local technical assistance needs with prompt, on-site consultations by experts furnished through technical assistance grants and contracts. Requests from various criminal justice agencies originate in the State Planning Agencies and are coordinated by the Re-

gional Offices and the Technical Assistance Division in Washington.

Some \$6 million was budgeted in fiscal 1972 for technical assistance grants and contracts—up from \$4 million in the previous year. LEAA responded to nearly 300 requests for assistance during the fiscal year.

TAD's police technical assistance contracts provided consultation to 80 State or local police departments in such areas as manpower development, police consolidation and regionalization, communications systems, data processing and computer systems, police-community relations, facilities, and equipment.

More than 200 consultations in corrections were provided in the areas of renovation and design of jails, training, use of volunteers and planning of community centers.

The central technical assistance activity in courts in fiscal 1972 was providing short-term, diagnostic assistance to overburdened State and local courts and related agencies.

LEAA in fiscal 1972 continued to support the National Clearinghouse for Criminal Justice Planning and Architecture. Originally created in 1971 to provide technical assistance to corrections administrators, its aid functions were broadened in fiscal 1972 to include police agencies and courts.

The Clearinghouse advises criminal justice agencies in planning progressive programs, designing new, more effective criminal justice facilities or remodeling old ones.

In 1972, over 300 projects were submitted to the Clearinghouse for technical assistance or review.

In addition to providing on-site technical assistance, TAD awards grants that are intended to increase the proficiency of criminal justice agencies. Examples of such technical assistance projects are included in the section of this chapter devoted to significant fiscal 1972 programs.

Manpower development assistance. LEAA is authorized to provide funds for law enforcement training programs, including Law Enforcement Education Program (LEEP) loans and grants for college study, internships, graduate research fellowships, in-service training and curriculum development. These programs are administered by the Manpower Development Assistance Division.⁴

In 1972, LEAA provided \$29 million in LEEP loans and grants to criminal justice students. LEAA funds totaling \$1 million financed in-service training programs, and 595 interns were assisted with \$279,900 available from fiscal year 1971 funds. A total of \$1 million was allocated for curriculum development.

(Descriptions of manpower programs appear in the

section of this Chapter devoted to significant fiscal year 1972 projects.)

Financial and budget assistance. The Financial Management Development Division of OCJA provides advice to LEAA Regional Offices and State Planning Agencies in financial management of grants and budgeting. The Division emphasized developing efficient techniques to speed the flow of LEAA funds from the SPAs to criminal justice agencies and others carrying out anticrime projects.

National Institute of Law Enforcement and Criminal Justice

The National Institute of Law Enforcement and Criminal Justice, LEAA's research arm, has these basic purposes:

- To encourage and fund research.
- To conduct in-house research.
- To instruct through workshops and fellowships.
- To recommend action.

In fiscal year 1972, the Institute improved administrative coordination and resource management and greatly increased research activities carried out by the Institute's own staff.

In line with LEAA's crime-oriented planning approach, the Institute adopted a new research policy. Rather than defining isolated projects to be undertaken, the Institute concentrated on major problem areas which affect the entire criminal justice system—not just individual police, courts, or corrections agencies.

In awarding grants and contracts, the Institute set a similar policy: To award relatively few large-scale grants and contracts instead of supporting many small projects as it had done previously.

(A full report on the Institute's fiscal year 1972 activities is contained in chapter 3.)

Office of Inspection and Review

From its inception, LEAA has placed special emphasis on program evaluation and in-depth planning as essential to an effective anticrime program. To expand planning and evaluation and provide a more coordinated review of LEAA programs, the Office of Inspection and Review (I&R) was formed early in fiscal 1972.

Through I&R, the agency examines the effectiveness of its programs in State and local jurisdictions.

(The role of I&R is discussed in detail in chapter 2.)

Office of Civil Rights Compliance

LEAA programs are covered by civil rights laws, regulations, and Executive orders prohibiting discriminatory practices. To receive LEAA funds, State and local criminal justice agencies must comply with pertinent provisions of title VI of the Civil Rights Act of 1964, Justice Department-LEAA equal employment

⁴The Manpower Development Assistance Division later became the Office of Education and Manpower Assistance.

opportunity regulations, and Executive orders⁵ prohibiting discrimination involving Federally-assisted construction contracts.

OCRC works in three basic areas: monitoring of State and local agencies receiving LEAA funds to determine whether they are in compliance; processing complaints of alleged discrimination; and supporting programs to improve minority employment practices.

During fiscal 1972, OCRC developed a compliance reporting system requiring grantees and subgrantees to supply racial and ethnic employment information every 2 years. The system covers all statewide law enforcement agencies, such as State highway patrols; all municipal police departments; county police forces; and other agencies operating on an areawide basis. About 7,500 agencies received forms.

The office docketed 42 civil rights complaints for the year. Of these, 33, or 80.7 percent, have been resolved. The remaining 19.3 percent were near resolution when this report was completed. In 81 percent of the cases, racial discrimination was at issue; 9.5 percent involved sex discrimination; the remainder concerned racial discrimination in facilities or were outside the purview of OCRC.

OCRC expanded monitoring activities in fiscal 1972 to include periodic review of local agencies. Police departments in four impact cities were reviewed during the year. Recommendations were made to improve hiring and retention practices for minorities and women, as well as other civil rights aspects of their operations. OCRC also worked on establishing a program to monitor construction and renovation projects involving LEAA funding.

LEAA financed two projects to improve minority recruitment and advancement:

The Center for Criminal Justice Agency Organization and Minority Employment Opportunities, at Marquette University in Milwaukee, provides help to state and local law enforcement agencies seeking to improve minority hiring and personnel practices. Some 22 agencies received assistance in 1972. The aid included reviews of recruiting and selection procedures to determine methods of improvement, restructuring of police entrance examinations, and aid in preparing long-range minority action plans.

The National Urban League is studying the causes and effects of minority recruitment, promotion, and retention. The LEAA grant also finances recruitment and promotion projects in Dallas, Cleveland, and Newark, where sizable numbers of minorities have

been hired. Methods used include training prior to Civil Service tests and counseling applicants for employment in police, corrections and parole agencies. As in other LEAA programs, successful techniques developed will be made available to other law enforcement agencies.

Office of Audit

The Office of Audit conducts or supervises audits and in-depth reviews of the complex system of block planning and action grants, discretionary, technical assistance and educational grants, as well as other LEAA programs.

The Audit Office completed some 218 audits, reviews, and investigations during fiscal 1972. This includes audits of State Planning Agencies, LEAA grants and contracts, LEEP grants, and other program reviews and audits.

Most of the Audit staff works in LEAA headquarters in Washington, D.C., but a field office also was maintained in Denver to monitor programs and lend assistance to the States in carrying out their auditing responsibilities.

State responsibility for fiscal integrity is vital to the success of the block grant concept. LEAA encourages State auditing activities and sets forth firm auditing procedures for the States to follow. In addition, LEAA trains State auditors responsible for monitoring crime control funds in a series of 2-week courses held in Washington. Over 200 State auditors from 53 States and territories completed the training course in 1972. By 1973 some 400 auditors from all States will have attended the course.

In a further effort to assure thorough auditing of crime control funds, selected State auditors are chosen to work in LEAA's Office of Audit for short periods of time to gain firsthand experience with comprehensive auditing of block grants. The auditors then return to their respective States to assume responsibility for block grant audits.

Office of Operations Support

Administrative services for LEAA are provided by the Office of Operations Support (OOS), in the areas of personnel, budget and finance, program and management evaluation, and procurement and material. In fiscal 1972, this Office also included an Information Systems Division and a Technical Information Staff.

GMIS. The Information Systems Division develops systems analysis capabilities for LEAA itself. One of the most significant projects undertaken in this area is the Grants Management Information System (GMIS). This computerized system ultimately will provide data on all LEAA grants and subgrants. Information on approximately 32,000 grants and

⁵ Title VI, Civil Rights Act of 1964 (28 CFR 42.101 et. seq., subpart C), Justice Department-LEAA Equal Employment Opportunity Regulations (28 CFR 42.201, et. seq., subpart D), Executive Orders Nos. 11246 and 11375.

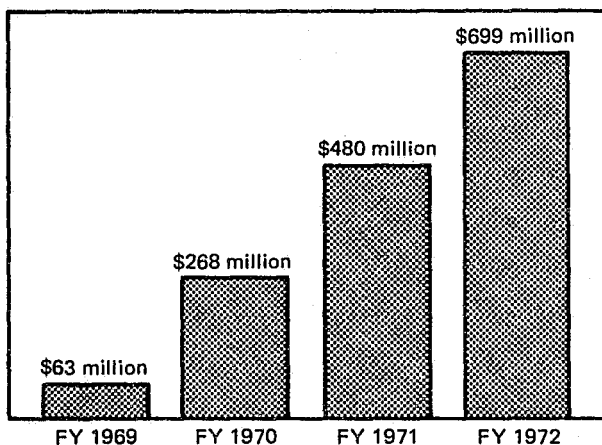
subgrants—representing some \$800 million in LEAA funds—is now included in the GMIS data base.

Technical Information. During fiscal year 1972, LEAA established the National Criminal Justice Reference Service to provide information on research literature relevant to criminal justice. The first such system designed for criminal justice agencies, its information services are free.

The Reference Service provided 32,000 copies of reports and responded to several hundred requests for information and bibliographies. The number of users of the system is expected to grow to 15,000 during 1973.

LEAA also maintains a library open to LEAA personnel, State and local authorities and the public. During fiscal 1972, it served 5,000 users.

LEAA APPROPRIATIONS



SIGNIFICANT FISCAL YEAR 1972 PROGRAMS

During fiscal year 1972, LEAA activities centered on the major program areas of criminal justice personnel, police-community relations, crime prevention, detection and apprehension of criminals, prosecution, courts, juvenile delinquency, corrections and rehabilitation, organized crime, drug abuse, civil disorders, and data systems and statistics.

The projects in this chapter are among the most significant efforts funded by LEAA in fiscal year 1972 under all its grant programs—block action, discretionary, educational aid, technical assistance, and research and development.

(A complete list of all grants and contracts awarded by LEAA during the fiscal year appears in the appendix of this report. Research projects are covered in detail in chapter 3, which reports on the activities of the National Institute.)

Criminal Justice Personnel

Because well-trained personnel manning criminal justice agencies are an important ingredient in crime reduction, LEAA has undertaken a number of programs in this vital area. The programs are in two general categories: upgrading existing personnel and developing qualified new personnel for criminal justice careers.

In 1972, States allocated slightly more than \$44 million in block grant funds for training and education of criminal justice employees.

LEAA awarded \$568,830 in discretionary funds to the National Sheriffs Association to create a **National Sheriffs Institute**, which provides a 2-week training course for 250 newly elected sheriffs each year at the University of Illinois. The course covers modern police and corrections concepts, management techniques, progressive practices, and communitywide crime control concepts.

LEAA is also heavily involved in other law enforcement education and training programs, mainly through the Manpower Development Assistance Division (MDAD) of the Office of Criminal Justice Assistance.

LEEP. In addition to regional and national training programs, criminal justice curriculum development, law enforcement internships and graduate research fellowships, MDAD administers the Law Enforcement Education Program (LEEP).

LEEP in 1972 provided \$29 million in financial aid to approximately 87,000 criminal justice students at 962 colleges and universities. LEEP awards grants of \$200 per student per quarter or \$300 per student a semester. LEEP loans cover direct educational expenses and related costs up to \$1,800 per academic year. The program has shown steady increases in funding and number of participating schools since its inception in 1969, with \$6.5 million budgeted that year for 485 schools.

Both in-service students—those already employed by criminal justice agencies—and preservice students—those preparing for criminal justice careers—are eligible for LEEP assistance. In fiscal 1972, 71,000 inservice students received a total of \$17.5 million in aid while 16,000 preservice students received \$11.5 million. As in previous years, policemen constituted more than 80 percent of inservice participants.

An analysis of LEEP through October 30, 1972, showed a 10-percent black/minority participation, about equal to the minority percentage of the national population. In 1972, 39 traditionally black schools participated in LEEP compared with 32 the previous year, an increase of 22 percent. In addition, \$200,000 was made available for criminal justice curriculum development to selected colleges with substantial minority enrollments.

Interns. Another effort to develop qualified personnel for criminal justice careers is the internship program. LEAA awards funds to enable students considering criminal justice careers to work in criminal justice agencies. In 1972, LEAA awarded \$279,900 to 68 colleges and universities for this purpose. A total of 595 students participated as interns: 77 with police departments, 361 with correctional institutions, 76 with courts, 65 with juvenile delinquency agencies, and 16 with other agencies.

LEAA also awarded training funds during 1972 to train State and local law enforcement employees in management and supervisory techniques and to train law enforcement personnel in planning at the State and local level.

Police-Community Relations

State and local law enforcement units used \$7.8 million in LEAA block grant funds during fiscal 1972 for programs to increase cooperation between police and the community.

The National Institute also supported police-community relations. Its technology transfer program seeks to bridge the gap between the operational and research areas of law enforcement, and produced a series of publications entitled "Prescriptive Packages." These step-by-step guides present practical models for criminal justice action programs, and one covers police-community relations.

Crime Prevention

Programs to prevent crime received added emphasis in fiscal 1972.

A key element of the High Impact program, for example, involved specific measures to prevent crime:

- Citizen education in ways to enhance protection against burglary and robbery.
- Improvements in locks and alarm systems.
- Greater police visibility through increased patrols.

In fiscal year 1972, States allotted \$41.2 million in block action funds for crime prevention projects.

LEAA discretionary grants also supported prevention programs. A \$180,040 discretionary grant went to the University of Louisville for the National Crime Prevention Institute. The Institute conducts several 4-week courses each year to teach municipal law enforcement personnel how to organize crime prevention bureaus in their jurisdictions. Subject matter includes risk management, community crime prevention, architectural design, model ordinances, how to work with insurance and private security agencies, and lock and alarm theory.

Technical assistance funds also financed several projects during fiscal year 1972. The National Neighborhood Watch Program, conducted by the National

Sheriffs Association with \$150,000 in LEAA funds, alerts citizens to the crimes of burglary and larceny, shows them how to protect their own and their neighbors' property, and encourages cooperation with police in reporting these crimes.

Detection and Apprehension of Criminals

Nearly \$90 million went to States and localities in LEAA block action funds in 1972 to assist law enforcement agencies in detecting and apprehending criminals.

LEAA also directly financed a number of projects in this area.

Reliable data on offenders is essential for quick detection and apprehension. Two data programs receiving continued LEAA support in fiscal 1972 were ALERT and Project SEARCH.

The Automated Law Enforcement Response Team is a computerized information system developed by the Kansas City, Mo., Police Department to support operational and management information needs. The system serves 39 cities in the Kansas City area. LEAA plans to make the ALERT blueprints available to other law enforcement agencies interested in developing similar systems.

The System for Electronic Analysis and Retrieval of Criminal Histories began as a prototype computerized network for exchanging criminal history information among States. The SEARCH prototype became operational as the Computerized Criminal History (CCH) program in the FBI's National Crime Information Center. From a 20-State consortium formed in 1969, SEARCH has expanded to include all 50 States. SEARCH now works on developing prototype applications where technology can be applied to criminal justice problems and needs.

SEARCH received \$781,300 in LEAA funds for several new or continuing projects during 1972.

Projects already underway:

- An interstate organized crime index.
- A model State identification bureau.
- A standardized crime report format consistent with State needs for management and administrative statistics, uniform crime reporting, police administration.
- A prototype offender-based transaction statistics/computerized criminal history system in five States.

New projects:

- An experiment to determine the feasibility of transmitting fingerprints by satellite.
- An experiment using lasers for identification of fingerprint images.

Through interagency agreements, LEAA has funded two programs to aid law enforcement agencies in coping with terrorist bombings.

The Hazardous Devices Course, begun in 1971, is

conducted at Redstone Arsenal, Ala., at the Army's Missile and Munitions Center, and 400 policemen completed the 3-week course in 1972.

Up-to-date statistical information, as well as technical training in matters relating to bombing, is provided to police by the National Bomb Data Center, Dover, N. J. The FBI operates the center with LEAA funds.

The National Institute devoted considerable research efforts to improve criminal detection and apprehension techniques, including improvement of law enforcement equipment and development of new devices.

The Equipment Systems Improvement Program (ESIP), begun in 1972, is a coordinated approach to solve criminal justice equipment problems, organized into three functional areas:

- Analysis of user needs.
- Development of equipment to meet user needs.
- Establishment of standards for equipment performance.

In 1972, two dogs trained under the program located a bomb 20 minutes before it was set to detonate aboard a jetliner at New York's Kennedy International Airport.

Prosecution and Courts

LEAA block action funds allocated for prosecution, court, and law reform totaled \$48.4 million in fiscal 1972. The agency also expanded its discretionary and technical assistance efforts to improve criminal case processing.

LEAA discretionary grant projects in this area include:

- Special training sessions for judges of limited or special jurisdiction given by the American Academy of Judicial Education and the National College of the State Judiciary.
- A nationwide survey of public defender systems by the National Legal Aid and Defender Association.
- Evaluation of American Bar Association Standards for Criminal Justice by the Institute of Judicial Administration.
- A program to reduce appellate delay conducted by the National Center for State Courts.
- A model program in the District of Columbia to determine whether para-professionals can handle certain legal functions in prosecutor and defender offices and what the selection, training and supervision requirements would be.

Technical assistance contracts provided aid to individual State courts and prosecutors' offices, to State legislatures and judges in restructuring court systems, and architectural advice for court construction.

Discretionary and technical assistance funds also went to the National Center for State Courts, estab-

lished in 1971 and funded jointly by LEAA (\$2 million) and private foundations. It coordinates and evaluates national judicial training activities and carries on a wide range of judicial research and demonstration projects.

Other LEAA court reform projects include:

- A grant to the National District Attorney's Association for development of standards to measure the efficiency of prosecutors' offices through a new National Center for Prosecution Management.
- In the courts security area, an LEAA inter-agency agreement with the U.S. Marshals Service established a training course for security officers from State, county, and municipal courts.

Plans for a computerized prosecutors' management information system (PROMIS), developed and now in operation in the District of Columbia Superior Court, are being made available to other jurisdictions.

Juvenile Delinquency

More than \$120 million in fiscal year 1972 funds supported projects to prevent and control juvenile delinquency—including block action grants to States, discretionary funding and technical assistance, and research and development.

Principal areas of funding activity were:

	<i>Million</i>
Diversion	\$21
Rehabilitation	\$41
Upgrading resources	\$33
Drug control	\$18
High Impact juvenile delinquency programs—	\$ 8

Projects included: comprehensive youth services programs, which include recreation, education, job training and referral services, special probation and aftercare treatment for young offenders. In addition, LEAA funds supported special training for police officers and other criminal justice personnel who deal with youngsters.

(Summaries of State and local projects organized under the above activity areas, with funding amounts by budget category, are available in a separate LEAA publication.⁶)

As part of their overall crime reduction efforts, the Impact cities are emphasizing programs to rehabilitate young offenders charged with burglary or street crimes. Each city's programs are covered in chapter 4.

Fiscal 1972 funds also financed research projects to study juvenile corrections programs.

The National Assessment of Juvenile Corrections, conducted by the University of Michigan, is a nation-

⁶ *Law Enforcement Assistance Administration Juvenile Delinquency Project Summaries For Fiscal Year 1972, U.S. Government Printing Office: 1973 514-409/150, 1-3.*

wide study of probation, institutional and community-based treatment alternatives. It seeks to develop guidelines for correctional administrators, suggesting the treatment methods for various types of juvenile offenders which are most successful.

Another research project is evaluating the effectiveness of a Massachusetts program which closed all standard juvenile detention facilities in the State and replaced them with community-based rehabilitation centers. The Harvard Law School Center for Criminal Justice is conducting the study in an effort to determine the most effective treatment alternatives to incarceration.

The Institute's Statistics Division recently conducted a **Juvenile Detention and Correction Facility Survey**, which provides data on the physical characteristics of juvenile institutions throughout the country.

Corrections

In fiscal 1972, LEAA allocated nearly \$67 million in part C and part E block grants for corrections, plus an additional \$48.7 million in discretionary funds.

LEAA awarded additional funds to the National Clearinghouse for Criminal Justice Architecture and Planning at the University of Illinois. Among its many projects, the Clearinghouse developed a correctional master plan for Hawaii. It also sponsored a National Symposium on the Planning and Design of Correctional Environments, which provided a forum for 400 lawyers, educators, architects, corrections administrators, and social scientists to exchange ideas.

Technical assistance funds financed a University of Pennsylvania publication, **Planning and Design For Juvenile Justice**, distributed as a resource document for juvenile correctional planners.

Under an LEAA contract, the National Information Center on Volunteers in Courts prepared guidelines for volunteer programs in all phases of corrections—juvenile and adult.

Another publication, **Marshalling Citizen Power for Corrections**, was prepared by the National Chamber of Commerce, and more than 1 million copies have been distributed under an LEAA grant to the American Correctional Association.

Correctional training and manpower development programs increased substantially in 1972.

The first National Conference on Corrections was convened at Williamsburg, Va., bringing together 500 criminal justice experts from the entire country.

Corrections projects supported by discretionary funds include:

- A grant to the National Sheriffs Association to conduct a series of regional conferences on modern correctional practices.

- A grant to enable Minnesota, Georgia, and

Kansas to form a consortium to provide legal services to indigent convicted prisoners.

Through interagency agreements, LEAA has cooperated with the Departments of Labor and HEW in the **Comprehensive Offender Program Effort (COPE)**, which concentrates the resources of those Departments in a coordinated program for offender rehabilitation. The program also encourages governors to develop comprehensive rehabilitation plans at the State level.

An inmate accounting information system in the District of Columbia called **CRISYS (Corrections Record Information System)** was published and made available to correctional agencies in other jurisdictions with LEAA funds.

Research to improve corrections focused on methods to classify criminal behavior in order to intervene at the proper time to rehabilitate offenders.

Projects include evaluation of methadone maintenance on criminal behavior of addicts, guided group interaction for juvenile offenders, use of volunteers in jails, and operation of the California probation subsidy program. *These research efforts are described in more detail in chapter 3.*

The Institute's Statistics Division continued to publish **National Prisoner Statistics and Uniform Parole Reports** during fiscal year 1972.

Organized Crime

The States allocated slightly more than \$12 million in block action funds for **organized crime control**. A number of significant programs were funded by discretionary grants and technical assistance funds, with emphasis on specialized training courses for law enforcement officers and preventive measures against organized crime.

The **Miami Organized Crime Fighting Team Project** of the Miami, Fla., Police Department received \$150,000 in discretionary funds. The team consists of an attorney, an accountant, a data systems consultant, and two organized crime analysts, who assist in organized crime investigations by the Miami Police Department. The team is aided by a computerized data system which provides information on organized crime figures.

A multi-State effort at controlling organized crime, the **New England Organized Crime Intelligence System (NEOCIS)**, received \$598,430 in LEAA discretionary funds in fiscal 1972. The system is a cooperative venture among six State police agencies and five attorneys general in New England.

LEAA also is funding a unique project to eliminate a specific organized crime activity in New York—cigarette bootlegging. The New York City Police Department received \$285,552 for the **22-man Cigarette Tax Enforcement Unit**, which operates in seven East Coast States. Evidence is used for prosecution of

violators in New York City and also is passed on to law enforcement agencies in other States.

Under a \$42,000 discretionary grant, the **Georgia Organized Crime Prevention Council** is demonstrating how a comprehensive approach in surveying the extent of a State's organized crime can be effective in coordinating control projects.

Three 3-day regional training conferences on organized crime were sponsored by LEAA in 1972, with more than 500 police officers, prosecutors, judges, and criminal justice planners attending. The conferences centered on improved techniques for investigating and prosecuting organized crime cases and emphasized the need for increased interagency and interjurisdictional cooperation.

LEAA published handbooks, manuals, and other materials to assist in the fight against organized crime: *Police Guide on Organized Crime*, *Basic Elements of Intelligence*, *Cargo Theft and Organized Crime*, *Planning for the Control and Prevention of Organized Crime*, and *Tax Manual for Organized Crime Prosecutors*.

Under an interagency agreement with the Alcohol, Tobacco, and Firearms Division of the Internal Revenue Service, LEAA trained State and local law enforcement personnel in organized crime investigation techniques.

One program conducted by the Project SEARCH group, discussed earlier, is an interstate organized crime index of public record information on organized crime figures.

Drug Abuse

Programs to control drug abuse received support from State block grant funds in fiscal 1972. Because most drug control programs fall under other program categories—juvenile delinquency, detection and apprehension, correction and rehabilitation—specific funding figures are not listed in a separate category by the State reports.

LEAA also awarded nearly \$4 million in discretionary funds for drug-related programs, giving priority to drug-related street crime, treatment and rehabilitation of addicts, and disrupting the flow of illegal drugs.

Special emphasis was given to two major programs: **Treatment Alternatives to Street Crime (TASC)** and the **Office for Drug Abuse Law Enforcement (DALE)**, a unit of the Department of Justice.

TASC works to treat addicts and drug abusers instead of jailing them. LEAA awarded \$1.5 million in 1972 to start the **TASC program**.

The enforcement program directed by **DALE** was a coordinated Federal, State, and local **attack on street-level heroin trafficking in 33 cities**. LEAA contributed \$2.3 million in 1972 to DALE to support the

assignment by State and local jurisdictions of lawyers, investigators, and other personnel to Federal teams.

LEAA awarded \$60,000 to the **National Coordinating Council on Drug Education** to produce a publication designed to assist police administrators with ongoing drug abuse prevention programs in their communities.

Civil Disorders

The States in fiscal year 1972 earmarked \$10.4 million in block action funds for preventing and controlling riots and civil disorders.

Under its Equipment Standards Improvement Program, the National Institute funded tests of police riot helmets, which indicated that most helmets currently used do not give satisfactory protection under riot conditions. Based on these findings, several manufacturers are now developing improved helmets.

Information Systems and Statistics

LEAA has from its inception placed a priority on programs to adapt the latest techniques of automatic data processing, information systems, and statistics for use by criminal justice agencies.

Systems and ADP programs in fiscal year 1972 were funded through the Systems Development Division of the Office of Criminal Justice Assistance.

Statistics programs in the past fiscal year were administered by the National Institute's Statistics Division.

In fiscal year 1972, LEAA spent \$9.7 million on data systems and statistical assistance projects.

LEAA-supported programs in the systems-ADP area are geared to facilitate the transfer of useful and effective information systems and techniques throughout the criminal justice community.

LEAA financed a number of important systems and data processing programs during the past fiscal year. Several have been discussed in other sections of this chapter: the **Prosecutor's Management Information System, PROMIS**; the **Automated Law Enforcement Response Team, ALERT**; the **District of Columbia Corrections Record Information System, CRISYS**; and **Project SEARCH**.

Other systems projects for the year included policy guides prepared by LEAA to document various computer systems and promote use of a common computer language, and a directory of criminal justice information systems, to be available in 1973.

The Statistics Division launched a number of significant programs during fiscal year 1972. They are discussed in detail in chapter 3, but here is a brief summary of the key programs.

National Crime Panel. In 1972, the Statistics Division began a national survey to determine the incidence of crime and the characteristics of victims. The fieldwork is done by the Bureau of Census under an LEAA

interagency agreement involving some \$10 million annually. LEAA expects to begin publishing quarterly reports of the survey in 1974.

Comprehensive Data Systems (CDS). The purpose of CDS is to improve criminal justice statistical and information capabilities in the States. Participating States are establishing State criminal justice data centers, offender-based transaction statistics systems, management and administrative statistics programs, and will be responsible for collecting Uniform Crime Reports data, and providing technical assistance capabilities to aid local agencies in data collection.

Publications. The Statistics Division in fiscal year 1972 published the *National Prisoner Statistics*, a count of inmates in State prisons by sex and State, including admission and release information; and *Uniform Parole Reports*, periodic newsletters covering parole topics. Two publications scheduled for 1973 are the *Juvenile Detention and Correction Facility Survey* and *Survey of Inmates of Local Jails*. The Juvenile facility survey details physical characteristics of jails and detention centers while the Survey of Inmates reports on sociodemographic characteristics.

Other 1972 statistics programs included development of an annual *Sourcebook of Criminal Justice Statistics*, to be published in 1974. The sourcebook will be similar in format to the annual Department of Commerce *Statistical Abstract*.

NATIONAL ADVISORY COMMISSION ON CRIMINAL JUSTICE STANDARDS AND GOALS

LEAA in fiscal 1972 inaugurated a major effort to study the operations of the criminal justice system and recommend broad national standards and goals for States and localities.

The National Advisory Commission on Criminal Justice Standards and Goals began work in October 1971 on what was to be a 2-year-long effort to iden-

tify the most effective practices in police, courts, corrections, and community crime prevention.

Members of the Commission represented the top echelon of criminal justice experts from State and local governments as well as recognized leaders from the private sector. The 22-member Commission included distinguished jurists and law enforcement officers with many years of experience in the criminal justice field. Then Gov. Russell Peterson of Delaware chaired the Commission.

Under his direction, 180 men and women served on four operational and eight advisory task forces. The operational task forces prepared reports on community crime prevention, police, courts, and corrections. The advisory task forces worked in the areas of education, training and manpower development, civil disorders, research and development, juvenile delinquency, drug abuse, community involvement, organized crime, and information systems and statistics.

The Commission released a summary of its major findings in January 1973 in a 750-page report which contained hundreds of specific recommendations to reduce crime. In general, the Commission recommended seven specific crime reduction objectives for police departments, and a deemphasis on imprisonment as a deterrent to crime, speedier trials, and grass-roots citizen action to reduce crime at the neighborhood level.

The standards and goals formulated by the Commission were designed to serve as a model for State and local governments to use in reducing crime and improving criminal justice. They are not intended to be a Federal mandate.

To review the Commission's findings and launch a nationally coordinated effort to implement its recommendations, LEAA convened the National Conference on Criminal Justice in Washington, D.C., in January 1973, with some 1,500 criminal justice experts from all 50 States attending.

The final reports of the Commission will be published in August and September 1973, and are expected to provide a comprehensive working blueprint for improving all aspects of criminal justice.

Office of Inspection and Review

Charged with guiding the overall planning and evaluation of LEAA programs, the Office of Inspection and Review embarked upon a number of significant activities in fiscal 1972.

Foremost among these was development of the basic concept of crime-specific planning, in which I&R played a leading role.

In other important projects initiated during 1972, I&R developed performance criteria for State and local planning agencies, devised an evaluation component now required in State comprehensive law enforcement plans, helped to conceive and develop much of the plan for LEAA's High Impact Anti-crime Program, and monitored LEAA operations and programs.

Other efforts included management reviews of LEAA's regional offices, developmental work on the Comprehensive Offender Program Effort (COPE), review of the Law Enforcement Education Program (LEEP), and staff support to the Special Action Office for Drug Abuse Prevention.

I&R also coordinated LEAA's relations with other agencies on the Federal Regional Council, Under-secretary's Working Group, the Urban Information System Inter-Agency Committee, and the Inter-departmental Council to Coordinate All Federal Juvenile Delinquency Programs.

CRIME-SPECIFIC PLANNING

Background. One of I&R's chief tasks is analyzing the criminal justice planning process. States are required to establish planning agencies and adopt statewide plans for use of LEAA funds. Effective planning is an integral part of the entire process of funding and crime reduction.

Under I&R's concept of crime specific planning, it was felt these advantages would emerge:

It focused on the problems of crime, viewing the criminal justice system as a means for achieving crime reduction rather than improvement of the system as an end in itself.

It is a selective process, concentrating on those crimes marked by the greatest frequency, cost, and cause for public alarm.

By focusing on certain crimes, it requires that planners and criminal justice personnel view the elements of the criminal justice system as a whole—each directed toward reduction of a specific crime—rather than as separate institutions of police, courts, and corrections.

Programs devised through crime specific planning fall into the familiar functional categories of the criminal justice system—prevention, detection, deterrence, apprehension, adjudication, and rehabilitation. Such programs will not only reduce crime but will also contribute to system improvement and change, because they spring from a comprehensive analysis of crime itself and what the criminal justice system must do to reduce it.

Priorities. Crime-specific planning is a selective process, as crimes selected for reduction must be chosen according to their social costs and the public's concern over them.

The selection of specific rather than general crimes to attack is based on these factors:

- The sum of all criminal behavior is too much to tackle simultaneously.
- Resources for planning and implementing crime reduction programs are limited.
- Not all crimes are equally serious.
- The severity of different types of crimes varies from State to State, between States, and within them.

The last point indicates the need for sound local and State planning, for no one knows the crime problems of a particular area better than those charged with administering criminal justice there.

This philosophy lies at the heart of the LEAA block grant program. It reflects the President's New Federalism. It means returning resources and authority to those closest to the problems—States and localities—a concept which LEAA is committed to carrying out.

Analysis of Specific Crimes. Once priorities have been set and specific crimes chosen for reduction efforts, these crimes must be carefully analyzed. Certain basic elements common to all crimes are considered in the analysis: the event itself, the victim or target, and the offender.

When target crimes are broken down into these basic elements, the analyst then utilizes certain strategies which address both the causes of the crime and the improvement of controls over it.

Two alternative courses of action are open in dealing with the causes of crime: (1) Attacking the underlying conditions which foster crime—for example, poverty, unemployment, and poor education; and (2) intervening, or introducing constructive alternatives, to offenders who have already entered the criminal justice system or to persons who would enter the system by committing a crime.

The control strategy seeks to: (1) Reduce the opportunity for crime by safeguarding likely targets, tightening area security and otherwise making it more difficult to perpetrate a criminal act; and (2) increase the risk for the potential offender by improving police surveillance, insuring swift justice for suspected criminals, and other steps.

Miami program. A look at one city's use of this analytical approach indicates how theory can be translated into effective action.

The Miami, Fla., Police Department has created a special unit to reduce robberies which has developed several successful techniques.

Since offenders tend to follow their own distinct patterns of criminal behavior, such "modus operandi" data are recorded on a computer. When a robbery is committed, witnesses are asked key questions about the nature of the event and the behavior of the assailant. Based on this description, information on several suspects may be pulled from the computerized file. A videotape of each suspect, filmed during his interrogation, is shown to witnesses. This method, showing suspects speaking and gesturing, allows for easier, more accurate identification than the traditional "lineup."

The easy access to computerized data on offender characteristics also facilitates surveillance of suspects when a series of crimes matches their patterns of criminal activity.

During the first 3 months of the project, the Miami Police Department reported a 4.5-percent reduction in the robbery rate.

Control strategies. A final step in analyzing specific crimes is determining the practicality of reduction efforts. How much will crime control programs cost? Are they socially acceptable? Is it likely that the programs chosen will reduce the target crimes? Answers to these questions determine the final selection of activities in an overall crime reduction program.

Results. I&R undertook a number of efforts in fiscal year 1972 to implement the theory and methodology of crime-specific planning in LEAA and in State and local jurisdictions.

LEAA central and regional office personnel received training in crime-specific planning concepts,

and in turn LEAA conducted training sessions for State and local officials. To date, personnel in the larger States have received or are being trained in this type of planning, and training will be offered in the remaining States by the close of 1973.

State and local efforts. Several States and large cities have already initiated projects based on crime-specific planning. SPAs in Michigan, Texas, Ohio, and Georgia, for example, are beginning to use this approach, and these efforts will begin to be reflected in their 1974 comprehensive law enforcement plans.

The California SPA financed a burglary reduction program in six jurisdictions: the City and County of Los Angeles, Orange County, Oakland, San Francisco, and San Diego. Initial results of the project show decreases in the burglary rate and losses from burglaries, increases in clearance rates, and increased reporting of burglaries by nonvictim witnesses.

The Maryland SPA has begun a similar antiburglary program in three urban counties.

Other projects evolving from the crime-specific planning concept include:

Organized crime. In New Jersey, interjurisdictional teams are focusing on specific organized crime activities that have often been difficult to prosecute—narcotics trafficking, gambling, loansharking. Indiana has undertaken a substantial analysis to determine the specific impact of organized crime on selected businesses.

Police. Crime has been reduced in Plainfield, N.J., through a project featuring cooperation between police and residents of a high-crime neighborhood. The area patrolled by the Plainfield Crime Prevention Unit has experienced a steady decline in crime. The Greater Cleveland auto theft program in Ohio tackled a specific crime through both paid and free public service advertising with the theme "Lock it or Lose it." Specific projects to reduce street crime are also under way in North Carolina, Nebraska, and Missouri.

Courts. Crime-specific planning also can be adapted for courts. In Philadelphia, the Search Warrant and Arrest Review Project stations assistant district attorneys in police detective divisions around the clock. The attorneys are thus able to:

1. Draft proper search warrants, reducing the number of challenged searches and seizures;
2. Draft more complete and accurate criminal complaints to reduce the number of cases dismissed at preliminary hearings; and
3. Screen out unsupportable cases to cut court backlog and raise the conviction rate of cases tried.

Corrections. In corrections, crime-specific planning techniques can be applied to rehabilitative and intervention efforts. In an attempt to reduce recidivism, the Maryland State and District of Columbia Council

of the AFL-CIO provides job counseling and placement services to convicts.

High Impact Program. I&R played a major role in developing the High Impact Program—a principal example of crime-specific planning.

In addition to the specific goals of High Impact—reduction of stranger-to-stranger street crime and burglary—I&R anticipates several collateral benefits to flow from the program. Among other things, High Impact will:

- Serve as a vehicle for evaluating crime-specific planning.
- Develop effective tactics to reduce specific crimes.
- Help in evaluating cooperative decisionmaking among the various components of the criminal justice system—police, courts, and corrections—and State and local governments.

PERFORMANCE MEASUREMENT PROJECTS

As fiscal 1972 began, a major need was more effective evaluation of existing LEAA-funded programs and I&R undertook two projects to relate program performance to goals. One devised an evaluation component to be included in each State's law enforcement plan. The other continued development of a performance management system to assess the effectiveness of program management and operations.

Evaluation component. I&R devised a standardized evaluation component for State plans, which requires that States evaluate either 15 percent of the total dollar value of all subgrants to be awarded during the year, or all subgrants in at least one significant program area. The component permits flexibility in evaluating diverse projects—different criteria apply, for example, to the effectiveness of a street-lighting project as compared to a bomb dis-

posal project. The component seeks to instill basic principles of evaluation in SPAs and provides suggestions to improve their evaluation capabilities.

Performance Management System. In cooperation with the Office of Management and Budget, I&R continued development of the Performance Management System.

The system ensures that programs supported by LEAA funds have:

- Clearly-defined objectives.
- A designated manager with primary program responsibility.
- A means of measuring performance to provide specific indicators of progress.
- A time-phased plan for achieving project goals, including measures to compare actual and planned outlay of resources.
- Periodic reports comparing actual results to plans.
- Provisions for corrective measures if desired results are not achieved.

LEAA's National Institute began utilizing the Performance Management System, as did several State and local law enforcement agencies. Denver, an Impact city, is utilizing the system to aid in planning and evaluation of its entire Impact program.

MONITORING LEAA PROGRAMS

I&R maintains a continuing monitoring responsibility over LEAA operations and programs. In fiscal year 1972, I&R provided general policy and program analysis, staff work, coordination, supervision and evaluation, as well as assistance in certain high-priority efforts such as the Grants Management Information System (GMIS) and the National Criminal Justice Reference Service.

National Institute of Law Enforcement and Criminal Justice

Reflecting LEAA's emphasis on crime-specific planning, the National Institute of Law Enforcement and Criminal Justice in fiscal 1972 initiated a more comprehensive approach to achieving its goals. The Institute's 1972 program plan aimed at overall reduction of crime and concentrated on major criminal justice problem areas. The plan delineated program priorities rather than defining specific projects.

The National Institute awarded its \$21 million fiscal 1972 research budget for a limited number of large-scale programs—in contrast to previous years' funding of many relatively small programs. The Institute's fiscal 1972 activity consisted of both in-house staff research and research performed under Institute grants and contracts.

In selecting projects, the Institute stresses research product utilization. The Institute conducts applied—rather than basic—research, emphasizing research which can be translated into practical use by State and local agencies within a relatively short time.

During the past fiscal year, the Institute enlarged its role in fostering the application of research findings to action programs. The cumulative results of various research projects are translated into operational projects.

In its continuing efforts to apply the most advanced knowledge and technology to law enforcement problems, the Institute will expand its analysis of operational needs and increase the involvement of potential users in research program design. Included in this effort will be cooperative research and experimental demonstration programs.

INSTITUTE GOALS

The Institute has formulated four principal goals:

- (1) To increase knowledge of the extent and impact of crime, the operations of the criminal justice

system, and the effectiveness of various crime prevention and control strategies.

- (2) To design and develop improved criminal justice procedures, policies and systems based on new and existing knowledge.

- (3) To assist in the design, implementation and evaluation of national demonstration programs.

- (4) To increase the adoption and utilization of new avenues to crime reduction by the criminal justice system and the community.

ORGANIZATIONAL STRUCTURE

The National Institute is one of three principal line-function offices of LEAA, along with the Office of Criminal Justice Assistance and the Office of Operations Support. Headed by an assistant administrator, the Institute had five divisions during fiscal year 1972:

Research administration. The Research Administration Division coordinates and manages the Institute's extramural research and development program, including awarding, monitoring, and evaluating grants and contracts. The Division also directs the Institute's Equipment Systems Improvement Program (ESIP).

Research operations. Primarily responsible for in-house research, the Research Operations Division staff conducts intramural research projects, supports planning and program development, develops work statements for extramural projects, designs evaluation programs, and furnishes expertise to other Institute Divisions.

Technology transfer. The Technology Transfer Division links the research community and operating criminal justice agencies. The Division communicates the needs of the criminal justice system to the Insti-

tute, provides research and development liaison between the Institute and other agencies, and stimulates application of new and existing technology in the field.

Statistics. In addition to research and development funds, the National Institute also administered \$4.6 million in fiscal 1972 funds allocated for criminal justice statistics programs. The Statistics Division supervises the collection, analysis and publication of data on the extent and impact of crime and the operations of the criminal justice system. The Division also provides funds and technical assistance to states in designing and implementing comprehensive data systems.

Planning and evaluation. This office coordinates the Institute's long-range planning activities. Its staff establishes priorities and sets guidelines for task forces on planning and evaluation.

PRIORITIES FOR RESEARCH AND DEVELOPMENT

The National Institute's research and development efforts in fiscal 1972—both projects conducted in-house and under grants or contracts—fell into three chief program areas:

- **LEAA's High Impact Anti-Crime Program.**
- **Research into criminal behavior and intervention in criminal careers.**
- **The Equipment Systems Improvement Program (ESIP).**

The Institute also continued to study methods to reduce opportunities for crime, improve detection, identification and apprehension of offenders, and increase the effectiveness and fairness of adjudication.

High Impact Anticrime Program

The National Institute's role in the High Impact Program centered on developing the underlying concept, evaluation procedures, and guidelines for Impact Program planning.

The eight Impact cities are viewed as proving grounds for crime-fighting techniques which can then be used in other cities. Through coordinated action and research, the results of individual crime-fighting projects can be more widely realized.

The Institute allocated \$7.7 million in fiscal 1972 research funds for Impact. This is in addition to discretionary funds LEAA allocated for the program.

Crime Analysis Teams. Over half the total Institute funds for High Impact are supporting Crime Analysis Teams (CATs) in each city. Staffed by technical experts drawn from each locality, the teams are the heart of the Impact effort. They are responsible for coordinating planning and analysis and developing overall strategy for achieving High Impact goals.

This approach emphasizes local management, operation and decisionmaking. It reflects the Institute's commitment to developing local skills which can achieve not only short-term Impact objectives, but also can enhance the potential for success in long-term efforts against crime.

Planning guidelines. The Institute also undertook several efforts during the past fiscal year to assist the Impact cities in analyzing their crime problems and devising solutions. The Institute prepared and distributed to each city a resource package, *Planning Guidelines and Programs to Reduce Crime*, which presents a planning framework and an inventory of sample projects to reduce street crimes and burglaries.

Also included are a detailed model survey questionnaire with guidelines for data collection, suggested procedures for data auditing and proposed formats for processing crime incident and arrest data.

In developing the guidelines, the Institute endeavored to provide planning and evaluation tools and models for community action useful beyond the context of the Impact Program.

Evaluation. In addition to planning and management, crime analysis teams are responsible for evaluating each Impact project funded. The evaluations are intended to guide future crimefighting activities in each city, and provide essential information for the Institute's efforts to transfer successful project results to other cities.

While the Crime Analysis Teams perform individual evaluations, the National Institute will conduct a more comprehensive evaluation—the crux of the Institute program to translate the Impact cities' experiences into results beneficial to communities throughout the country. The national-level evaluation will:

- **Determine whether the High Impact goals were achieved.**
- **Identify successful Impact projects for use in other areas or for further analysis.**
- **Determine the reasons for project failures and incorporate this information in designing new techniques.**
- **Measure the overall success of the community-based crime-specific planning approach in terms of usefulness and applicability.**

During fiscal year 1972, the Institute completed basic design of the national evaluation effort and awarded a \$2 million contract to the MITRE Corp. to assist in the evaluation. In addition, the Institute assisted individual Impact cities in planning their evaluation programs.

As part of the Impact evaluation, the Census Bureau—under an interagency agreement with the National Institute—will conduct a large-scale victimization survey to determine actual changes in the rate of street crime and burglaries in the Impact cities.

Pilot Cities. Prior to development of the High Im-

pact program, the National Institute had inaugurated an experimental crime reduction program in eight medium-sized metropolitan areas: San Jose-Santa Clara County, Calif.; Dayton-Montgomery County, Ohio; Charlotte-Mecklenburg County, N.C.; Albuquerque-Bernalillo County, N. Mex.; the Norfolk, Va., metropolitan area; Omaha-Douglas County, Nebr.; Des Moines-Polk County, Iowa; and Rochester-Monroe County, N.Y.

In each Pilot City, Institute-funded research teams assist local authorities in identifying problem areas and conducting research and demonstration projects. Emphasis is on systemwide approaches to criminal justice problems and application of practical technological solutions.

The Institute awarded \$2.4 million in fiscal year 1972 funds to the Pilot Cities. An additional \$4.1 million in LEAA discretionary funds supported 27 demonstration projects, designed to serve as models for other jurisdictions.

During fiscal year 1972, LEAA assigned staff members in the relevant regional offices to monitor and assist the Pilot City teams. In OCJA, a National Pilot City Coordinator was named to provide overall policy guidance.

Criminal Behavior and Intervention in Criminal Careers

Because traditional correctional practices have been largely ineffective in rehabilitating offenders, the National Institute gave priority attention in 1972 to research into patterns of criminal behavior and methods for intervening in criminal careers to offer constructive alternatives. The Institute supported projects to develop and test less restrictive confinement methods and more effective use of community-based treatment programs.

Other Institute-supported projects studied ways to improve classification of criminal behavior. More accurate classification, experts believe, will lead to sounder decisions about the offender throughout the criminal justice process: More effective screening, more constructive treatment techniques and fewer institutional commitments.

During the past fiscal year, classification and intervention research focused on three key areas: Juvenile correctional practices, adult correctional practices, and drug-related criminal careers.

Juvenile corrections. Two of the most significant offender intervention projects deal with juvenile criminal careers.

The National Assessment of Juvenile Corrections, conducted by the University of Michigan, is studying the relative effectiveness of various correctional programs—probation, institutional, and community-based—on different types of juvenile offenders throughout the country. Based on their findings, the

project will develop guidelines for correctional administrators concerning the types of programs which should be available to treat juveniles, the types of offenders most likely to benefit from each form of treatment, and the methods of treatment which appear most ineffective.

Another major project funded by the Institute in fiscal year 1972 is evaluating a program which closed all juvenile detention facilities in Massachusetts. In place of such institutions, Massachusetts is using community-based treatment for all but a few youths considered potentially dangerous to themselves or to society. Carried out by the Harvard Law School Center for Criminal Justice, the project will determine the impact of the Massachusetts program on juvenile crime and recidivism and recommend effective treatment alternatives for juveniles.

Additional projects receiving Institute support during the past fiscal year include:

The **Juvenile Justice Standards Project**, conducted by the Institute of Judicial Administration, is formulating and implementing legal and administrative guidelines for judges, administrators, legislators, planners, and others responsible for juvenile justice at the Federal, State, and local level. Some standards recommended by the project can be translated readily into legislation or court rules; others will present criteria for consideration in determining policy alternatives.

The **Study of Delinquency and Criminal Careers** is analyzing the influence of various external factors on whether youths maintain or abandon various forms of deviant behavior. Based on a sample of more than 1,000 Philadelphia juveniles and their families, the study examines how juvenile delinquency is affected by: (1) Family structure; (2) educational expectations and achievements; and (3) victimization, fear of crime, and altered behavior.

An **Evaluation of Guided Group Interaction (GGI) As a Technique of Correctional Treatment** will gauge the impact of this widely-used treatment method. The University of South Florida is conducting the project which will examine 200 adjudicated juvenile offenders, randomly selected and divided into four groups: A halfway house and a residential training school using GGI; and a halfway house and residential training school not employing the technique.

Intensive analysis of the experience and results in each group will help to indicate the effectiveness of GGI.

The **Evaluation of the California Probation Subsidy Program**, a continuing project conducted by the University of California at Davis, concerns both juvenile and adult offenders.

During the past several years, California has operated a probation subsidy program, encouraging counties to reduce commitments to State correctional insti-

tutions and to increase the use of community-based treatment. The State provides funds to local treatment programs in proportion to the decrease in local commitments to State institutions.

Under an Institute grant, the University of California at Davis is evaluating the following aspects of the program:

- Impact on recidivism and crime rates.
- Local innovations in treatment.
- Financial impact at State and county levels.
- Effects on State correctional institutions.

The project's findings are expected to be useful to other states considering probation subsidy as a means of increasing alternatives to incarceration.

Adult corrections. The National Institute initiated or completed several research projects dealing with adult offenders during fiscal 1972. Under the auspices of the Institute, researchers investigated a number of correctional practices or problems including parole, effectiveness of volunteers, student legal services, prison industries, prisoner rights, collective violence, and homosexuality.

Parole. The National Council on Crime and Delinquency, in cooperation with the U.S. Board of Parole, is studying methods to expand and improve the use of case information in parole decisionmaking. The project will:

—Define the objectives and information needs in the parole decisionmaking process.

—Measure the relationship between offender information and parole objectives.

—Develop and test the use of "experience tables" and "equity measures."

—Explore the use of an on-line computerized system for rapid information retrieval.

—Evaluate the usefulness of the newly-developed procedures.

This project is expected to provide an information utilization model for state parole systems to help them identify offenders most likely to complete parole successfully.

Volunteers in corrections. Under a fiscal 1972 Institute grant, the University of Virginia is examining volunteer services provided for jail inmates and releasees in four Virginia cities: Charlottesville, Fairfax, Newport News, and Roanoke. The project will pinpoint the characteristics of successful volunteers, the types of inmates most likely to benefit from volunteer services, the type of volunteer activities most helpful to inmates, and the overall impact of volunteer programs on inmates, their families, the volunteers, and the correctional process.

Several Institute projects, begun in previous years and completed during fiscal 1972, sought more humane, just treatment of prisoners as well as improved prison management.

Student legal services. To measure the impact of

student legal services on prisons, Boston University established legal service projects in three New England correctional institutions which assessed the validity of legal problems cited by inmates and processed those found to be legitimate. The project catalogued inmate legal problems—both civil and criminal—by type and degree of seriousness and attempted to devise appropriate systems to deliver services to inmates seeking legal redress.

A summary report on the project, *Perspectives on Prison Legal Services*, is available from LEAA's National Criminal Justice Reference Service or from the Government Printing Office, Washington, D.C. The complete project report may be purchased from the National Technical Information Service, 5285 Port Royal Road, Springfield, Va. 22151.

Another study of prisoners' legal rights analyzed the practical implications of more than 1,000 decisions handed down by the U.S. Supreme Court, State Supreme Courts, and Federal District Courts, relating to the operation of prisons. Under an Institute grant, the South Carolina Department of Corrections studied decisions pertaining to a wide range of issues including: Inmates correspondence and visitation, exercise of religion, access to courts and legal counsel, discipline, inmate safety, and medical treatment. *Emerging Rights of the Confined*, the full report of this project, is available from the Correctional Development Foundation, Columbia, S.C. A summary report also will be available through the National Criminal Justice Reference Service.

Collective violence. The South Carolina Department of Corrections received another fiscal 1972 Institute grant to study collective violence in corrections institutions and to develop guidelines for prevention and control of such disturbances. The project is surveying prisons which experienced rioting and those with no history of violence in an effort to determine the causes and useful preventive measures.

Homosexuality. Homosexuality is a long-standing problem in correctional institutions. The Institute published a report, *Homosexuality in Prisons*, which discusses factors relating to the problem and recommends administrative policies and treatment programs to cope with it. The report is an outgrowth of a 1971 national conference on homosexuality in prisons held in Philadelphia. Copies are available from the Government Printing Office, the National Criminal Justice Reference Service, and the National Technical Information Service.

Prison industries. The University of Iowa, supported by Institute funds, examined prison industries in Iowa and six adjacent States in an effort to develop sound operational procedures for prison industries. A summary project report, *The Role of Correctional Industries*, is available from the publication sources listed previously. The full report is available

from the National Technical Information Service and the University of Iowa.

Drug-related criminal careers. Although expenditures for methadone maintenance have increased, questions remain about its effectiveness in helping the heroin addict and in reducing drug-related crime.

What type of addict benefits from methadone maintenance in terms of continuing maintenance, successfully avoiding all addictive drugs, and replacing criminality with productive behavior? How does addiction and the availability of methadone affect community attitudes, perception of crime, and victimization?

In fiscal 1972, the National Institute continued to support a major research effort seeking answers to such questions.

The Vera Institute of Justice is conducting a 5-year "Evaluation of the Effects of Methadone Maintenance on Crime and Criminal Addicts." Clients at methadone maintenance clinics operated by the Addiction Research and Treatment Corp. in the Bedford-Stuyvesant/Fort Greene areas of New York are being studied to gauge the impact of methadone on their behavior.

Some of the study's preliminary findings on addict characteristics and the relationship of addiction to crime are available from the National Criminal Justice Reference Service.

Equipment Systems Improvement Program (ESIP)

Because modern, effective equipment can help to solve many criminal justice problems, the Institute in fiscal year 1972 launched a new research effort, the Equipment Systems Improvement Program (ESIP).

ESIP tests and evaluates existing and new equipment and develops guidelines to foster appropriate use by criminal justice agencies. The technical work is done by three groups, performing under contract to the Institute which sets policy and provides overall supervision. Each group reports its findings to the Institute and makes recommendations for action.

Analysis group. The analysis group is the primary link between the Institute and the criminal justice community. The Mitre Corp.—a nonprofit corporation chartered under Federal auspices—directs this unit under an interagency agreement with the Air Force.

Mitre has assigned analyst teams to the Philadelphia Court System, the Illinois Department of Corrections, the Michigan State Police, and police departments in Los Angeles, Indianapolis, and Columbus, Georgia. An additional analyst is working with the Miami Police Department and the Dade County, Fla., Sheriff's Office.

At each site, analysts concentrate on those problems deemed most important by the agencies, selected because they are representative of many agencies with

similar problems throughout the country. Thus, the Institute anticipates that solutions developed will be applicable nationwide.

Once equipment or procedures have been recommended to meet a defined problem, the analysts help the agency to test the proposed solutions by devising scientific evaluation plans, helping to collect operational data, performing statistical analysis, and interpreting and reporting evaluation results.

Individual analysis projects vary widely. In Los Angeles, field analysts helped police provide security for participants in an Israeli-sponsored trade fair. In Philadelphia, analysts working under the District Attorney are planning to use computers and closed-circuit television linking police precincts with the prosecutor's office to provide precinct-level case screening and legal advice.

Other projects addressed by the MITRE analysis group include development of a model burglary alarm system designed to combat the problem of false alarms in police stations, a planned study of forensic laboratory operations and research into reducing opportunities for stranger-to-stranger street crimes.

Development group. Once an equipment problem has been defined by the Institute, it becomes the task of the development group to propose a solution. Selection of projects are based on national interest, importance to criminal justice, and amenability to equipment system solutions.

The Aerospace Corp., of El Segundo, Calif., is responsible for this unit. As with MITRE, the Institute uses the services of Aerospace—also a nonprofit, Federally-chartered corporation—under an interagency agreement with the Air Force.

If needed equipment is unavailable commercially or not yet under development by private manufacturers, the development group undertakes a program to produce the necessary hardware, usually through subcontractors who have expertise in the requisite technology. Once developed, samples of commercial production and prototype equipment are tested to ensure that they meet required performance specifications. Finally, the equipment is sent to the Institute for further operational tests and evaluations.

Current equipment under study by the development group includes burglary alarm systems, citizen alarm systems, protective (bullet-resistant) garments for public officials, detection of concealed weapons, methods for locating hijacked trucks, and aerial vehicles for police use.

The development group is also providing extensive technical support for an on-going Institute project working to develop a personal communications transceiver for policemen.

Standards group. The Law Enforcement Standards Laboratory—established by LEAA in January 1971 within the Commerce Department's National

Bureau of Standards—develops voluntary performance standards and test procedures for State and local agencies' use in purchasing equipment.

The Standards Laboratory tests weapons and protective equipment, security systems, investigative aids, communications, and emergency equipment including vehicles. The Laboratory may use all the facilities of the National Bureau of Standards as well as other government agencies through interagency agreements.

The Standards Laboratory publishes guidelines for equipment usage. Results of extensive testing of existing commercial equipment are made available to both users and suppliers. Items currently under study are alarm system switches, narcotics field test kits, police handgun ammunition, police uniforms and police communications equipment.

The Laboratory has formulated standards for ballistic resistance of police body armor and for hearing protectors used on police target firing ranges. It has issued reports on batteries used in police communications equipment, battery charging, and terms and definitions for communications equipment.

Responses to the Laboratory's reports have been highly favorable, and many criminal justice agencies request additional data. In developing a standard for police protective helmets, for example, the Laboratory discovered that most helmets currently used do not protect the wearer from an impact equivalent to a 5-pound brick dropped 16 feet. Over 100 law enforcement agencies requested this information.

Industry response to the standards program also has been favorable. Body armor manufacturers have added padding to increase protection against impact. Improved helmets are being developed by several manufacturers.

Other Research

The National Institute supported other important research in fiscal 1972, including projects dealing with crime prevention, police, and the courts.

Crime prevention. An intensive examination of burglary in the Washington, D.C., area is organized around four elements: the offense, the victim, the offender, and the criminal justice system.

In the first phase, the project explored the patterns of burglary offenses in three jurisdictions—one urban and two suburban—adjacent to the District of Columbia. *Patterns of Burglary*, the initial report of the project, is available from the Government Printing Office.

In phase two, the project will gather data on victimization in the three areas, and recommend burglary prevention and control measures, as well as suggestions for more effective deployment of police against burglary.

Another study continued in 1972 is evaluating the

impact of improved street lighting on crime in **Kansas City, Mo.**

Initially, the project collected and computerized data comparing lighting levels, police patrol levels, and crime records. The project currently is analyzing these records to measure the effectiveness of improved lighting within each neighborhood.

The results will provide data for better planning of lighting improvements and more effective use of resources.

Other Institute crime prevention projects include:

—A study of crime in and around residences, funded jointly by LEAA and HUD, to analyze characteristics of residential settings which appear to inhibit or encourage crime.

—A tactical analysis of street crime designed to develop recommendations for design or redesign of neighborhood street environments for increased public safety.

Police. A number of Institute projects in previous years studied ways to improve police operations—use of helicopters to enhance police patrol, training and utilization of dogs to detect narcotics and explosive devices, and improved procedures for selecting police personnel. Some projects have been completed, and the results are beginning to be used by criminal justice agencies.

In fiscal year 1972, the Institute funded a new project to improve the deployment of police field personnel in St. Louis. A computerized system will be developed to prevent patrol overload and to equalize work assignments.

Another study of patrol policy and practice is under way in Washington, D.C. Computer simulation of patrol techniques is being tested for its impact on patrol efficiency.

Fiscal year 1972 Institute funds are also supporting a study of police contract services in Lakewood, Calif. The project is examining cost data, establishing cost formulas, and testing a cost-effectiveness performance budgeting model. A planning handbook for police administrators to be produced will provide data for informed decisionmaking on actual and planned allocation of police resources.

In 1972, the Rand Corp., with Institute financing, completed an exhaustive study of the private police industry in the United States. The study encompassed the nature and extent of the industry, its problems, present regulation and how the law impinges on private police operations, as well as the benefits, costs and risks to society of private security. Preliminary policy and proposed statutory guidelines for improving private police forces are also covered. The study's findings are published in a five-volume report, *Private Police in the United States*, available from the National Criminal Justice Reference Service.

Rand also investigated background characteristics of police personnel as indicators of job performance. This project related on-the-job performance of nearly 2,000 New York City policemen to elements in their personal histories—including occupational mobility, prior arrests, education, I.Q., and early family responsibility. The study made seven recommendations to improve police selection procedures in New York. A summary of the complete report, *Police Background Characteristics and Performance*, is available from the National Criminal Justice Reference Service. Another city—Rochester, N.Y.—is conducting a similar study of its police department.

The Institute in 1972 published a study on the transferability of police pensions, analyzing the type and quality of pensions and providing a method for achieving nationwide portability of pension rights for any policeman transferring from one police department to another.

Courts. Delay in bringing criminal cases to trial continues to be a major problem in criminal courts at all levels.

The unprecedented increase in the volume of criminal cases in recent years aggravated conditions in an already over-burdened judicial structure, and the resulting delay creates a serious obstacle to fair and effective adjudication.

The consequences are alarming: Assembly-line justice, mounting inconvenience and disillusionment for judges, counsel, witnesses and jurors, and—perhaps most significant—a serious erosion of public confidence in the courts and loss of the deterrent effect inherent in swift and certain justice.

The National Institute is financing a number of projects, built upon the findings of earlier research, to help courts cope with criminal case logjams.

In fiscal 1972, Case Western Reserve University studied pretrial court delay in criminal cases. Through statistical analyses of case histories and in-depth interviews with judges, prosecutors and defense attorneys, the study pinpointed some sources of delay.

The Institute is currently financing a demonstration project to test the study's 25 procedural recommendations for reducing court delay.

A summary report of the study, *Pre-Trial Delay in Felony Cases*, is available from the Government Printing Office. Case Western Reserve University Press has published the complete report in book form entitled, *Justice Is the Crime*.

Court reporting. To enhance efficiency in court proceedings, the National Institute awarded several grants to improve court reporting techniques.

One project completed in fiscal 1972 compared various courtroom transcribing techniques. Researchers evaluated the merits of a recently-developed computer-aided transcription process and identified and

analyzed representative examples of courtroom reporting techniques currently in use.

The project compared two widely used methods—machine shorthand and manual shorthand—with computer-aided transcription of machine shorthand and monitored, multitrack audio recording. The speed and accuracy of each method was tested under both laboratory conditions and actual courtroom operating conditions.

The Institute also initiated a project to study a new method—the Gemilli system—for training court reporters in audio recording techniques. Under the project, students will be trained to produce multi-channel tape-recorded court transcripts in finished form suitable for typing.

Institute-supported researchers in fiscal year 1972 completed an exploratory study of the feasibility of video-taping court proceedings. The project sought to determine whether recently-developed small, unobtrusive video-tape equipment—requiring only normal lighting—could increase the efficiency of court recording. Researchers concluded that video-taping may offer substantial advantages over traditional recording methods. Before widespread application can begin, however, they recommended that questions of legality and practicality of operation be tested in actual courtroom environments.

As an outgrowth of this project, the Institute awarded funds to test the legality of video-taping court proceedings. The process will be used in carefully selected criminal cases. Through normal appeal channels, certain legal issues will be resolved in State appellate courts. Demonstrations of both video-taping and audio recording methods are scheduled for the eight Impact cities.

Researchers in New York City in 1972 completed work on an Institute-supported study of court design as it affects security. The project improved space utilization in courtrooms and developed guidelines adaptable to any courtroom operation which include design plans and methods to reduce risk of injury to court personnel. Many of the project's findings have been published in eight preliminary monographs, and a handbook and project summary are available from the National Criminal Justice Reference Service.

SUPPORTING THE INSTITUTE'S ACTIVITIES

The important contributions of two divisions—Technology Transfer and Statistics—buttressed the Institute's fiscal year 1972 research program.

Technology Transfer Division. Prior to creation of LEAA, little effort had been made to involve criminal justice agencies in research and development. As a result of this isolation, operating agencies were slow to adopt innovative techniques, and research projects

rarely were planned or implemented to meet priority criminal justice needs. Untested in practical situations, many research findings were not widely utilized.

The Institute's Technology Transfer Division initiated several programs to open communications between researchers and operating criminal justice agencies. These efforts are designed to insure that new knowledge is made available to law enforcement agencies and that national level research is more responsive to criminal justice needs.

TTD staff members regularly visit LEAA regional offices, State planning agencies, other Federal agencies, and various research organizations. The program increases understanding of Institute policies and dissemination of operational and research information to the field. At the same time, field personnel have the opportunity to help set Institute research priorities.

The Special Project Information Program distributes research and program publications and sponsors seminars and workshops. During 1972, the Division distributed 24,000 copies of research reports.

To disseminate research knowledge as widely as possible, the Division emphasizes preparation and distribution of brief research summaries. Because long detailed reports are seldom read by busy administrators, the Institute requires that every completed study and all major progress reports contain a short summary that can be made available quickly to user agencies.

The Institute expanded dissemination efforts in 1972 with two new programs—Research Briefs and Prescriptive Program Packages.

Research Briefs, a supplement to the *LEAA Newsletter*, present succinct resumes of Institute-sponsored research in nontechnical language, designed to stimulate wide application of research findings. Each Research Brief is devoted to one topic, providing an overview of problems and a summary of significant projects and publications.

Prescriptive Program Packages—a combined state-of-the-art review and how-to-do-it manual—spell out the best knowledge and experience available in a specific operational area. The packages will cover a number of law enforcement subjects and include problems, references to on-going programs, implementation procedures, general staffing, and budget requirements, and model legislation.

Soon to be distributed are packages covering police-community relations, methadone maintenance, and diversion of public drunks from the criminal justice system. In preparation are guides for improving misdemeanor court services, police crime analysis units, neighborhood team policing, and counsel for indigent defendants.

Statistics Division. During fiscal year 1972, the

Statistics Division operated as a component of the National Institute. The Division measures crime and its impact on society and furnishes other data used in crime reduction programs. It collects and publishes data and awards funds to help States and localities improve their statistical efforts.

Some of the Division's programs center on crime itself; others explore the operations of the criminal justice system. Still others measure the efficiency of the criminal justice process by examining interrelationships among police, courts and corrections.

The National Crime Panel (NCP). The National Crime Panel is the largest program of the Statistics Division. A regular nationwide survey of individuals and businesses, NCP is gathering data on the incidence of common crime, its cost, and the characteristics of both victims and criminals.

Methodological research for the panel has been completed, and portions of it are discussed in a June 1972 publication, *San Jose Methods Test of Known Victims*.

Crime reporting. The Statistics Division also supports projects to improve crime reporting.

A major grant program, Comprehensive Data Systems (CDS), encourages States to assume responsibility for collection and accuracy of data submitted to the FBI for the Uniform Crime Reports. (CDS is described in detail later in this chapter.) To support this effort, the Division—working very closely with the FBI—published rigorous audit procedures for UCR statistics.

A related project begun in 1972 is developing a Standardized Crime Report System. The project will provide a state-of-the-art review of existing police record-keeping systems. The model development stage is scheduled for completion in late 1973, when the second phase of implementing a prototype of the system is scheduled to begin.

Coordinating its activities with LEAA's crime-specific planning goals, the Statistics Division is developing techniques for data utilization in specific crime reduction programs. One document has been published on this subject, and the Division is continuing to work on new methodology.

Published surveys. Operational data for various components of the criminal justice system is another Statistics Division priority. Several studies have been conducted and data published; additional ones are now underway or planned.

In September 1972, the Division published a preliminary report of the *Court Organization Survey*. It identifies the Nation's various court systems, and describes jurisdiction, workload distribution, administrative responsibility, location of records and court activity reports.

During 1972, a number of reports were produced

from the Division's statistical series. Among them were the:

- *Directory of Criminal Justice Agencies*, a comprehensive nationwide listing to be revised annually.

- *The Criminal Justice Employment and Expenditure Survey*—covering 1969–70—provided personnel and cost data on State, city, and county criminal justice agencies.

In January of 1971, the Statistics Division assumed responsibility for the *National Prisoner Statistics* program of the Bureau of Prisons. Summary reports for 1968, 1969, and 1970 have been published, with prison population counts given by sex and State. The Division also published a detailed report with data on 1970 admissions and releases in State institutions. A summary report for 1971 is being tabulated.

The *Uniform Parole Reports* also became the Division's responsibility in 1972. The newsletter series reports on diverse aspects of parole. The January 1972 newsletter, for example, presented the results of a 2-year follow-up of parole outcomes.

Also scheduled for publication are the *Juvenile Detention and Corrections Facility Survey*, a look at the physical characteristics of these facilities, and the *Survey of Inmates of Local Jails*, conducted in a sample of local jails identified in the Division's 1970 Jail Census which represents sociodemographic characteristics of inmates.

Offender-based statistics. The Statistics Division has undertaken another project to fill a longstanding gap: Data to measure the criminal justice process. Little is known about the proportion of persons arrested who are ultimately convicted, nor are data measuring delay from arrest to trial generally available.

A major priority of the Statistics Division since its inception has been the development of such data, combined with information on characteristics of offenders.

Much of this work has been done through **Project SEARCH**, a 50-State consortium established to conduct research and development in statistics, information systems and other technology.

The Division awarded a grant to five States under the **SEARCH** umbrella to implement the **Offender-Based Transaction Statistics Program (OBTS)**. A model OBTS system has been developed, implemented as a prototype, and evaluated in the five States. Other States have been provided with guidelines to establish their own systems. Two States are presently operating OBTS systems, with more expected in fiscal year 1973.

State statistical programs. LEAA encourages States and local governments to produce and analyze their own statistical data for criminal justice planning, monitoring, and evaluation.

In 1972 the Division initiated a program to upgrade State statistical capabilities—the **Comprehensive Data System Programs (CDS)**. Each participating State is required to establish a criminal justice data center, an OBTS system to track offenders as they pass through the system, and a management and administrative statistics program. The States must also collect and maintain quality control of Uniform Crime Report data and develop the capability to aid local governments with data problems.

Participating CDS States will also supply information to the Statistics Division. Once the States have developed satisfactory statistical programs, the Division will begin to phase out national collection of some statistics. Figures on criminal justice employment and expenditures and information on the status of jails and prisons, for example, would be drawn from State sources.

Other statistics programs. A project to improve the quality of statistical reporting by providing standardized definitions, begun in 1972, is called *Glossary of Criminal Justice Terms*. Scheduled to be published in late 1974, it will contain over 1,000 terms used throughout the criminal justice system.

The Division also awarded funds in 1972 to develop a *Sourcebook of Criminal Justice Statistics*. Published annually, the sourcebook will present statistics in a format similar to the Commerce Department's Statistical Abstract. The first sourcebook will be published in fiscal 1974.

LEAA Regional Reports

During fiscal year 1972, LEAA increased its regional offices from 7 to 10 to conform to the standardized Federal regions. Thus, LEAA Regional Offices now are located in Boston, New York, Philadelphia, Atlanta, Chicago, Kansas City, Dallas, Denver, San Francisco, and Seattle. These offices review and approve most LEAA grants and provide technical assistance to State and local governments.

The restructuring of LEAA resulted from a series of Presidential directives aimed at bringing Federal decisionmaking closer to the people whose lives are affected by those decisions. These directives reflected the President's determination to shift the Federal Government's basic stance on a wide range of domestic issues. This philosophy came to be known as the *New Federalism*. Its underlying principle is the reaffirmation of the prerogatives of each level of government—Federal, State, and local.

Over the years, the Federal Government had assumed an ever-increasing share of the decisionmaking powers and financial resources that historically rested with the States and the localities. Fundamental to the concept of the New Federalism is the restoration of balance to the roles of the various levels of government.

The President directed LEAA—as well as other Federal agencies—to return decisionmaking power in Federal domestic assistance programs to State and local governments.

Through the block grant approach, LEAA already had given State and local governments the major voice in designing crime reduction programs tailored to their specific needs and in allocating funds according to the priorities they themselves set.

Following the President's initiative, LEAA decentralized its operations and delegated grant-making authority from Washington, D.C., to the Regional Offices. Regional staffs were increased to handle the expanded workload.

During fiscal year 1972—the first year of full-fledged regionalization—LEAA operations were sub-

stantially simplified and improved. Review time for applications was reduced, and funds flowed more efficiently.

In addition to approving grants, the Regional Offices assumed responsibility for administering various LEAA programs, such as LEEP, criminal justice training, systems development, Pilot Cities, etc.

Regional Office staff also now provide technical assistance to State and local agencies covering the whole range of criminal justice needs. Workshop training sessions were held during 1972 to improve the planning and programming capabilities of State and local personnel.

Recognizing that the needs and problems of the States vary greatly, each State has been assigned an LEAA representative in the Regional Office to provide direct assistance in formulating law enforcement improvement plans and implementing crime control programs.

Regional Offices provide LEAA representation on the Federal Regional Councils, created by the President to improve coordination among Federal programs.

In 1972, the LEAA Regional Offices were instrumental in carrying the crime-specific planning concept to the States through training sessions for criminal justice planners, and they gave major emphasis to launching crime-reduction programs in the eight Impact Cities.

This chapter presents reports from each of the 10 LEAA Regional Administrators describing significant crime control programs carried out by the States during fiscal year 1972.

In the limited space of this document it is not possible to provide an exhaustive review of LEAA-funded projects at the State and local levels.

To give some idea of the scope of the anti-crime efforts now under way, however, LEAA's Regional Administrators reported on noteworthy projects in the States. Their reports follow.

Region One

Boston—Region One



1972 CRIME DECREASES

The following cities in Region One reported crime reductions in 1972 compared to 1971:

	Percent
Boston, Mass.	-8.8
Bridgeport, Conn.	-14.6
Cambridge, Mass.	-7.7
Fall River, Mass.	-14.2
Hartford, Conn.	-19.8
New Bedford, Mass.	-20.3
New Haven, Conn.	-9.7
Providence, R.I.	-13.5
Stamford, Conn.	-27.6
Waterbury, Conn.	-7.7

The New England States traditionally have applied the regional concept to the solution of public problems—in law enforcement and criminal justice fields as well as other governmental areas. The area's relative compactness and history of close interstate relationships make effective regional action particularly feasible.

Region One States have used substantial LEAA funds to carry out a number of important, cooperative programs which are described below.

The New England Institute of Law Enforcement Management marked its fifth year of operation in 1972 and now offers command and management training for personnel in all parts of the criminal justice system.

The Institute presents a 3-week course on fundamental law enforcement problems, how supervisors should address those problems, and how they can keep subordinates properly motivated.

Ten sessions were held during 1972 and were attended by 30 to 35 persons per session. In all, 88 law enforcement agencies in the 6 States were represented during the course series.

The New England Institute also sponsored the Police Management Institute, which offers seven 1-week sessions in various subject areas requested by the managers themselves. Topics included:

- Police budgets.
- Police communications.
- Police personnel policies.

In 1972, 89 students representing 55 departments attended these sessions.

The New England Organized Crime Intelligence System (NEOCIS), headquartered in Wellesley, Mass., collects, analyzes, and disseminates organized crime information to law enforcement agencies throughout the region. The project also is evaluating the effectiveness of a comprehensive multistate attack on organized crime.

NEOCIS operations are carried out under the direction of a joint steering committee composed of State police administrators and the attorney general of each State.

The New England Correctional Coordinating Council, Inc., composed of State administrators in youth and adult corrections, probation, and parole, continued operations during 1972 under an \$86,357 discretionary grant.

The council promotes enlightened corrections programming through improved communication and coordination of staff training.

During fiscal 1972, the council issued a monthly newsletter on significant corrections activities and published the first issue of the *New England Correctional Digest*, a quarterly publication designed to stimulate professional communications.

Other council activities included the development and coordination of a management workshop for corrections administrators and a week-long program for corrections training supervisors.

Significant LEAA programs in Region One States include the following:

CONNECTICUT

Connecticut led Region One States in the treatment and rehabilitation of drug abusers. During the year, five Metropolitan Enforcement Groups (MEGs) operated in cooperation with the Federal Bureau of Narcotics and Dangerous Drugs, demonstrating that multijurisdictional local police units sup-

ported by State and Federal agencies are both feasible and effective.

Another important program was the **Hartford Dispensary Methadone Maintenance Treatment Program**, supported by the Connecticut SPA, LEAA, and the Department of Health, Education, and Welfare. Funds totaling \$459,200 were allocated to the project in 1972, and \$478,000 is earmarked for 1973.

Heroin users living in Hartford receive treatment through a three-clinic network.

Treatment preference is given to persons referred by the police and courts, or to those on probation or parole. More than half the patients were parolees or probationers, and approximately one-third were referred by Hartford criminal justice agencies.

Patients in the program less than a year recorded a 42-percent reduction in criminal arrests. Those in the program longer than a year achieved a 75-percent reduction. In the latter group arrests for serious crimes decreased 90 percent.

Of the 151 patients on welfare, 38 percent became self-supporting. Of the males, 53 percent found work. The patients' overall employment rate climbed from 15 to 28 percent during the first 6 months of participation. Among those who remained in the program longer than 6 months the employment rate tripled.

The Hartford Dispensary anticipated opening another street clinic during 1973, and all current programs are being expanded to maximum capacity.

MAINE

Police. The feasibility of providing regional police services to the more than 800 communities in Maine is being explored in a pilot project in Aroostook County. Five towns without any police services whatsoever and one with a two-man police department received 24-hour police coverage, full investigative services, and a guaranteed response time of 20 minutes on any call. The project's experience will be studied by other small communities.

Criminal justice training. Maine's long-awaited Criminal Justice Academy at Waterville was opened in 1972. The curriculum initially concentrates on police training, but it is expected to be expanded soon to include corrections.

Drug control. A Regional Drug Unit, sponsored jointly by Cumberland County and 5 municipal units in the greater Portland area was responsible for the arrest and conviction of 27 drug pushers during 1972.

MASSACHUSETTS

Corrections. The reorganization of the Massachusetts Department of Youth Services has attracted nationwide attention. During 1972 all State-operated training schools were closed, as was the reception

facility. The number of youths in detention institutions was reduced. Some 450 youths were placed in group homes and 255 in foster homes.

Another 600 youths received nonresidential day-care services, including counseling and vocational-educational training. Massachusetts also established 10 small-scale detention shelter-care units—each capable of handling approximately 100 youths.

Results of the program to date are as follows:

- The rate of rearrests of detained juveniles dropped from 80 to 40 percent.

- Referrals to the Department of Youth Services increased, while commitments decreased.

- Juvenile crime decreased in both frequency and severity.

- Community-based programs are believed to be the least expensive and most effective.

Courts. The Massachusetts State Planning Agency has worked through legislative changes and the education of judges and bail commissioners to increase the use of release upon personal recognizance.

In cases where bail is set, **Dorchester and Cambridge** metropolitan courts began a special "percentage deposit" bail project, an alternative to the use of professional bondsmen. Courts in these cities allowed defendants to be released upon deposit of 5 percent of the bail. Once terms of the defendant's appearance were met, the deposit would be refunded.

A study of defendants in the two courts revealed that under the new approach the default rate was reduced by 7.5 percent in the Dorchester court and by 6.4 percent in the Cambridge court. The number of defendants remaining in default for 30 days or more was reduced by 6.9 percent in the Dorchester court and by 30.2 percent in the Cambridge court.

NEW HAMPSHIRE

New Hampshire emphasized juvenile diversionary efforts through a system of diagnostic and rehabilitative services. A study showed that in 1969 six cities with 42 percent of the State's juvenile population accounted for more than 70 percent of juvenile court appearances. In 1972, the same six cities had 48 percent of the juvenile population but accounted for only 52 percent of the court caseload.

The State Industrial School diagnostic and evaluative services handled 254 cases between November 1971 and April 1972.

RHODE ISLAND

Information systems. Region One States gave priority in 1972 to developing information systems to enhance police mobility and response.

One of the most comprehensive efforts is underway in Rhode Island—where a high-speed law enforcement communications network is scheduled to be completed in 1977.

Corrections. Challenge House, in Providence, provided rehabilitative services and employment counseling. Virtually all residents of the house were placed in jobs during the past year.

VERMONT

Juvenile delinquency. Vermont opened a community-based residential center for juveniles. Known as 204 Depot, Inc., it serves as an alternative to institutionalization featuring individual and group counseling as well as a variety of other services for the young offender.

Region Two

chology, family crisis intervention techniques, and community resources.

Interim project evaluations show neighborhood residents in all age groups significantly more favorable in their attitudes toward police than they were before the project's initiation.

A Burglary Prevention Team in Rochester is attempting to reduce nonresidential burglaries with the assistance of automatic alarm devices. The team responds immediately to a 150-unit alarm system capable of initiating burglary-in-progress calls. When the alarm is activated it automatically dials mobile phones in two patrol cars assigned to the area.

New York City's Anticrime Patrol, a centralized enforcement unit with city-wide jurisdiction, consists of 263 officers who patrol high-crime areas in civilian clothing. Using unmarked vehicles, multiband police radios, disguises, binoculars, and cameras, the unit's personnel are deployed in response to changing crime trends in the city. The patrol is credited with reducing street crime in its target areas.

Courts. A \$7.5 million LEAA grant established a special narcotics court in New York City. The court consists of 12 trial parts, 7 of them located in the 4 boroughs where narcotic caseloads are the highest, and 5 established with city-wide jurisdiction for the prosecution of all major felony indictments.

Significant inroads in the city's backlog of felony cases already have been reported. During the first 3 months of operation the special court disposed of some 850 indictments either by trial or guilty plea.

Under the sponsorship of the New York City Criminal Justice Coordinating Council, new criminal court parts were established in the Bronx and Queens. The project doubles the number of arraignment courts handling night and weekend arrest cases in the city, thus easing the caseload in each court.

Since the inauguration of the new parts, night arraignments in the Bronx have increased 29 percent. The number of defendants held overnight decreased by 40 percent, and repeated court appearances by police officers have been reduced because of the prompt disposition of cases.

New York—Region Two



NEW YORK
PUERTO RICO
VIRGIN ISLANDS

1972 CRIME DECREASES

The following cities in Region Two reported crime reductions in 1972 compared to 1971:

	Percent
Albany, N.Y.	-23.8
Buffalo, N.Y.	-6.7
Elizabeth, N.J.	-4.2
Jersey City, N.J.	-8.3
Newark, N.J.	-10.2
New York City, N.Y.	-18.0
Rochester, N.Y.	-8.6
Syracuse, N.Y.	-11.1
Trenton, N.J.	-7.7
Yonkers, N.Y.	-11.7

NEW YORK

In keeping with LEAA's emphasis on giving special attention to urban areas with pressing crime problems, New York City received \$10.5 million in fiscal 1972 block grant funds (parts C and E).

Police. A Neighborhood Police Unit in Albany is working to reduce crime and the community fear of victimization and to promote effective police-community relations. The 36-man unit furnishes all police services in a high-crime area of Albany. The unit members receive specialized training in sociology, psy-

Disposition rates have increased dramatically, with Queens reporting 365 case dispositions in the new parts during the first month of operation, compared to only 67 dispositions of Queens cases arraigned in Kings County the preceding month.

Block grant funds to Monroe County financed a **Release-on-Recognition Program** in the county's criminal courts. An evaluation of the project indicates it has resulted in an annual net savings of \$150,000 in reduced public assistance and jail costs.

The project's recommendations are being adopted increasingly by the court. In June 1972, 427 clients were interviewed, 231 were recommended for release, and 153 were released. Only 4 percent of those released fail to appear in court.

Corrections. New York City's **Correction Aides Program** provides young volunteers to work in corrections facilities, assisting prisoners and helping to reduce tension. A majority of the aides are blacks or Puerto Ricans. Aides usually attend John Jay College 2 days a week and work in an institution 3 days a week. The program's success has prompted the Department of Correction to make it part of its permanent program.

Volunteer Opportunities, Inc., a private nonprofit organization, inaugurated a **Bronx Community Counseling Project in New York City**. The program is designed to divert delinquent children, youthful offenders, and adults from the courts and prisons.

The project offers individual and group counseling, encounter sessions, vocational counseling, remedial education, and recreational activities. It also supports an employment workshop. Goods manufactured in the workshop are sold in New York City department stores.

During its first 8 months of operation, VOI provided services to 715 persons. A large number of offenders have been diverted from incarceration. Of those released to the program by the courts, 40 percent received conditional discharges after completing treatment. Six percent were placed on probation, and 4 percent were referred to therapeutic communities.

A **community-based probation unit**, operated by the Suffolk County Probation Department, served more than 5,000 individuals in its first 17 months of operation, offering services such as vocational counseling, job placement, individual and group counseling, and cultural activities.

A **Monroe County Probation Project** in Rochester provides vocational assessment, academic upgrading, guidance and counseling, and job placement services to unemployed or underemployed probationers between the ages of 18 and 35 years. The employment rate among probationers in the program has jumped from 21 percent before treatment to 50 percent 6 months after completing the program.

Drug control. In Brooklyn, the **Addict Court Re-**

ferral Project provides treatment instead of incarceration for addicts charged with misdemeanors and minor felonies. The Brooklyn Criminal Court, New York City prisons, Kings County District Attorneys, and various drug treatment agencies are participating in the project. More than 2,000 arrested persons were screened by the project in its first 8 months, and 550 were referred to treatment programs. Some 70 percent have remained in treatment, a relatively high continuation rate. New York City is expanding the project to include Manhattan. Similar projects are scheduled for the Bronx and Queens in 1973.

Juvenile delinquency. More than 1,000 youths are in the Yonkers juvenile crime prevention program. Local residents in 5 high-crime areas staff neighborhood centers offering guidance and recreational opportunities for teenagers.

Pilot Cities. In June 1972, LEAA's National Institute of Law Enforcement and Criminal Justice awarded \$400,000 to **Rochester-Monroe County** to finance its participation in the Pilot Cities program. Researchers from the University of Rochester's Graduate School of Management are directing the program.

Activities to date include the collection of baseline data and statistics, research in police recruiting and performance evaluation techniques, the evaluation of information flow systems in law enforcement departments, cost-benefit analyses of juvenile and adult correctional systems, and research on the narcotics problem.

NEW JERSEY

Newark High Impact Program. The development and administration of the Newark High Impact program is chiefly the responsibility of city officials, with some participation by surrounding Essex County and the support of the New Jersey SPA.

In 1972, Newark's Crime Analysis Team (CAT) began a major survey to collect data on crime victims, offenders, and the areas most affected by the target offenses—street crimes and burglaries. CAT also gathered and analyzed data on the operations of the criminal justice system.

Newark's High Impact plan includes 26 programs in the areas of rehabilitation, target hardening, deterrence, communications, deployment, investigation, conditional release, and drug abuse treatment.

Six projects were scheduled for implementation in 1973. Two of the projects will combat street robberies. The other four deal with the correction, rehabilitation, and reintegration of criminal offenders into the community.

Police. Jersey City's Public Housing Security program emphasizes additional protection for elderly residents frequently victimized by crime. Specially-

trained guards operating under police department authority have increased patrol and other physical security measures in the area.

Corrections. The Newark Defendants' Employment Project is one of a number of innovative corrections programs undertaken in Region Two during the year. Its objective is to reduce recidivism by providing counseling and job opportunities as an alternative to criminal prosecution for selected defendants in the Greater Newark area.

If a defendant passes the screening, proceedings against him may be adjourned for as many as 3 months. At the end of this period, the court may dismiss the complaint, readjourn proceedings for another 3 months, or return the defendant to the ordinary course of prosecution. Charges have been dismissed against 124 defendants, and jobs have been found for 122 defendants.

Drug control. Concept House in Camden provides counseling and supportive therapy for as many as 20 teen-age residents and as many as 10 out patients daily.

A survey of 20 graduates of the program—all of whom had failed to respond to previous treatment—found 13 of them drug-free for nearly a year; 9 were employed, and 2 were in school full time. All 20 had previous arrest records, but only 3 had been rearrested since participating in the program. Because of its excellent record, the program will be expanded to accommodate 250 addicts a year.

Organized crime. New Jersey mounted a sustained attack against organized crime with a program that included a statewide intelligence system, a training program, investigative units, and operational task forces in Essex and Mercer counties. The County strike forces made hundreds of arrests and indictments for narcotics violations, conspiracy, loansharking, gambling, and hijacking.

PUERTO RICO

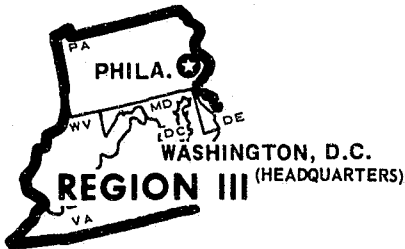
The Youth Service Bureau operated by the Puerto Rico Crime Commission provides tutoring, job training, counseling services, and recreational activities for delinquent and delinquency-prone juveniles. More than 2,500 youths have been served by the program since its inauguration in 1970. The job-training component has benefited nearly 300 participants, who have become skilled in carpentry, welding, and other crafts.

VIRGIN ISLANDS

In the Virgin Islands preparations continued for an Adult Correctional Facility in St. Croix that is designed to accommodate 120 men and 14 women. The facility, scheduled to open in the fall of 1973, will replace an antiquated prison built in the early 19th century.

Region Three

Philadelphia—Region Three



1972 CRIME DECREASES

The following cities in Region Three reported crime reductions in 1972 compared to 1971:

	Percent
Alexandria, Va.	—2.1
Allentown, Pa.	—15.4
Arlington, Va.	—15.4
Baltimore, Md.	—6.5
Erie, Pa.	—0.1
Hampton, Va.	—6.9
Norfolk, Va.	—18.1
Philadelphia, Pa.	—4.5
Pittsburgh, Pa.	—11.0
Portsmouth, Va.	—2.0
Richmond, Va.	—11.7
Scranton, Pa.	—27.0
Washington, D.C.	—26.9

DELAWARE

Crime-specific programs. Delaware has allocated \$250,000—some 20 percent of its total fiscal year 1972 block action grant—to Wilmington, the State's high-crime area.

The A-1 High Impact Project focuses on the narcotics-related offenses of burglary, robbery, and other stranger-to-stranger street crimes. Priority will be given to court improvements to reduce case processing time for target crimes to 60 days from arrest to trial.

In an LEAA technical assistance effort, experts from the New York City Port Authority surveyed the Port of Wilmington and recommended measures to help it counter the rising incidence of burglary and theft.

TASC. Wilmington also received \$500,000 in LEAA discretionary funds to finance its participation in the Treatment Alternatives to Street Crime (TASC) program. TASC screens arrestees to determine if they are addicts or drug users and then

provides treatment rather than incarceration. Project officials estimate that 10,000 arrestees will be screened during the first year, and a minimum of 700 referrals to TASC is anticipated.

Another major drug control program in Delaware is financed by \$60,000 in LEAA funds. Four special projects are being conducted:

- Comprehensive staff development with an emphasis on increased training seminars, stipends for trainees, and linkages to other treatment units.
- A guided group interaction program for selected institutionalized delinquent children.
- An intensive treatment services team in one or more institutions for delinquent youths.
- Intensive treatment for a selected group of aggressive adolescents.

Police. During fiscal year 1972, Delaware made a strong commitment to improved police-community relations. Block grant funds were directed to community relations units within police departments and training for police officers to help them establish rapport with citizens. A community relations service center was also established.

Courts. Delaware emphasized court reform measures in 1972. The State is using LEAA funds to realign its court jurisdictions to eliminate duplication and fragmentation of services. A pilot project is studying the use of recording devices to record testimony in 5 of the State's 15 Justice of the Peace courts.

Organized Crime. Sixty police officers attended seminars and workshops to enhance their skills in detecting and investigating organized crime.

DISTRICT OF COLUMBIA

Police. Washington, D.C., has logged a remarkable record of crime reductions in the past 2 years. During 1972, the Nation's capital reduced crime by almost 27 percent.

Police officials have said LEAA assistance to police and LEAA-funded drug treatment efforts played a role in achieving the crime reductions.

In 1972, the city received LEAA funds to install mobile digital communications equipment in patrol cars to supplement and complement regular police radios. The new equipment provides more air time, quicker responses, and the computerization of dispatching data.

District of Columbia police also received funds to continue the operation of police helicopter patrols, which enhance detection and apprehension capabilities.

Drug control. The Narcotics Treatment Administration is Washington's major drug control effort. Since its inception in 1971, NTA has received some \$4 million in LEAA discretionary and block grant funds. NTA provides comprehensive treatment services for addicts, including methadone maintenance, and the program has been credited with helping the District of Columbia to reduce crime.

The Addiction Services to Youth Program operates a 42-bed halfway house for drug abusers. Individual and group therapy, family counseling services, and classroom instruction are provided.

Courts. During 1972, LEAA funds supported the continuation of the Bail Bond Project which provides a psychiatric screening and an evaluation of people released or being considered for release on bail. The screening permits quicker identification of mentally ill offenders, who can then be given proper treatment.

PROMIS (the Prosecutor's Management Information System) is an especially significant Washington courts program. A computerized reporting system, it provides useful information to improve management procedures in prosecutors' offices. LEAA has encouraged prosecutors' offices throughout the country to adopt PROMIS. (The program is described more fully in chapter 1.)

Corrections. LEAA funds supported the development of a master plan for new facilities at the Lorton complex.

Family counseling for Lorton prison inmates and their wives and group therapy is provided at a community-based center. The project works to minimize the negative effects of incarceration upon the family and to help ease readjustment difficulties and reduce the danger of recidivism by strengthening family ties.

A Youth Center/Lorton Diagnostic Center was established as part of the District of Columbia's overall effort to improve corrections facilities and programs. The Youth Diagnostic Program's evaluation and diagnosis of youthful offenders aids the courts in sentencing and determining the need for additional treatment.

Juvenile delinquency. The District of Columbia joint truancy program coordinates the services of 4 separate agencies to help junior high school truants stay in school. Both the child and his or her family receive counseling, and the students are given tutoring to help them keep pace with their school work.

The Pilot Youth Services Center was established to provide a community-based facility outside the corrections system to help prevent young people in trouble from being labeled delinquents.

MARYLAND

The Baltimore High Impact Program. Baltimore's

High Impact plan includes projects in the following seven program areas:

- The prevention of youth crime.
- Drug abuse prevention.
- Intensive community patrol by police.
- Target hardening.
- The classification, treatment, and counseling of inmates in the city jail.
- Court improvements.
- Citizen involvement in crime control.

By the end of 1972, Baltimore had received some \$4.2 million in LEAA funds to begin the implementation of 5 of the foregoing program areas.

Here are some examples of specific Baltimore Impact projects:

- A \$205,100 grant is financing an intensive and continuous helicopter patrol in all Baltimore high-crime areas.
- More than 60 foot patrolmen were being assigned to complement the motorized police force in high-crime areas under a \$271,670 grant.
- Using \$386,708 in LEAA funds, Baltimore will decrease probation and parole caseloads and enhance probation officers' specialization in the areas of drugs, alcoholism, and employment assistance.
- LEAA funds totaling more than \$440,000 will finance the hiring of qualified civilian personnel to perform certain nonessential police functions. They will relieve police officers of routine tasks so they can concentrate on crime reduction.
- Drug therapy and assistance to addicted offenders to help them return to the community will be provided by the High Impact Drug Project, supported by \$311,113 in LEAA funds.

Other crime-specific programs. Maryland also initiated planning in 1972 for an Impact program to be carried out in three urban counties—Anne Arundel, Baltimore, and Prince George's. Maryland anticipates allocating up to \$300,000 for projects in these counties.

Police. The 3-year-old Montgomery County Police-Community Relations Unit last year expanded its efforts to include video-taped public education programs shown in County schools.

The Montgomery County Unit has received a total of \$156,419 in LEAA funds since it began operations in 1970.

Among its accomplishments during 1972 are the following:

- Law enforcement seminars were conducted in more than 150 County schools. Some 15,000 students attended the seminars.
- Approximately 125 people participated in the Youth Ride-Along Program in which students accompany police on patrol.
- Nearly 40,000 copies of a home burglary prevention manual were distributed.

- Ten thousand copies of a burglary prevention brochure for businesses were distributed.

Courts. Maryland allocated 17 percent of its total action grant budget to court-related projects—one of the highest allocations in the Nation.

Among the most notable projects are:

- **The Pre-Trial Release Division of the Supreme Bench of Baltimore City** screens offenders to determine which individuals should be released on personal recognizance. Since the program began in 1970, the number of defendants interviewed has steadily increased. During a recent 6-month period the Division interviewed 3,750 defendants. The Division now handles all special bail cases going to the grand jury, interviews each defendant in lieu of arraignment to determine whether Public Defender services are required, and provides technical assistance in habeas corpus and bail review hearings.

- **Juvenile defenders.** Fifteen staff attorneys will provide counsel to indigent juvenile offenders in Baltimore and other urban Maryland counties. To assist case processing, 15 paraprofessionals will screen cases and interview young offenders, their parents, and witnesses prior to their appearance in court.

Corrections. The Community Corrections Operational Task Force, launched in fiscal year 1972, is developing a statewide community corrections action program. The task force has submitted preliminary architectural designs for an urban and county model community corrections center. A pilot Community Residential Treatment Facility has been developed and soon will be implemented in Baltimore.

PENNSYLVANIA

Police. In fiscal year 1972, Pennsylvania expanded police training. Nearly 1,000 policemen will benefit from new basic training programs, more than 1,100 officers participated in existing local, State, or Federal training programs, and LEAA funds will finance the establishment of a regional training academy.

With block grant support, ten police facilities will be expanded or renovated to accommodate multijurisdictional services in crime laboratory testing and analysis, centralized communications dispatching, and police planning.

Under a \$150,000 LEAA grant three community-based consumer protection units were established in low-income areas in Philadelphia, Pittsburgh, and Allentown to mediate consumer complaints and build good relations between citizens and criminal justice agencies.

Courts. A \$1.5 million grant is supporting a project to improve pretrial disposition and sentencing practices. Assistant district attorneys will be hired in Philadelphia, and Allegheny County will add both

full-time assistant district attorneys and public defenders. Release on personal recognizance and low-cost bail programs will be implemented in Philadelphia and the Southeast Region. The Southwest Region will implement a court screening program, and a prearrest alcohol detoxification program will be established in Allegheny County.

Corrections programs. An LEAA grant of \$302,727 financed the continuation of the search warrant and arrest review project, in which assistant district attorneys are stationed in three Philadelphia police detective divisions on a round-the-clock, 7-days-a-week basis. The assistant D.A.'s are responsible for drafting all search warrants and complaints; representing the Commonwealth at preliminary arraignments; aiding the police in interrogations; and screening arrests to be accepted or rejected for prosecution.

Statistics in the project to date show that cases screened by project staff have significantly higher rates of conviction and grand jury indictment than do other cases.

The Erie Crossroads Center Detoxification/Rehabilitation project provides treatment for public intoxicants, thus relieving the criminal justice system of the burden of handling large numbers of inebriates. During the period July 1971 to October 1972, the Crossroads Center treated 940 public drunks. Since each intoxication arrest requires approximately 3 hours of police time, project officials estimate the center has saved 2,820 police manhours.

VIRGINIA

Pilot Cities program. The Norfolk metropolitan area—including the cities of Norfolk, Virginia Beach, Chesapeake, and Portsmouth—is participating in the Pilot Cities program.

A research team from the College of William and Mary in Williamsburg, Va., is helping local criminal justice officials determine key local problems and devise effective solutions.

Among the programs being carried out are:

- A volunteer program for the Portsmouth Juvenile and Domestic Relations Court.

- A juvenile-based transaction statistics information system in Chesapeake.

- A youth service unit was created in the Chesapeake Police Department.

Crime-specific programs. Virginia will allocate \$1 million for its newly-created High Incidence Target (HIT) program to be implemented in Norfolk, Richmond, and metropolitan Fairfax County. All three jurisdictions are concentrating on reduction of burglary.

Virginia is also financing target-hardening projects in some areas. Alexandria is experimenting with im-

proved locks and other security devices, and Richmond has installed sodium vapor lighting in a high-crime area.

Police. There has been a long-standing need in Virginia for crime laboratory services. Three regional police laboratories have now been established with LEAA assistance, and in fiscal 1972 a Bureau of Forensic Science was created to coordinate State laboratory services.

Virginia has implemented a computer-based Criminal Information Network. Approximately 80 local terminals are now in operation, linked with the State Police, Division of Motor Vehicles, and the National Crime Information Center (NCIC). A regional network, the Tidewater Electronic Network for Police Information, is tied into the State system.

LEAA assistance in fiscal 1969 led to the creation of the Law Enforcement Training Standards Commission. To date, approximately 4,000 law enforcement officers have received both basic and advanced instruction.

A Public Defender Commission has been created and three pilot projects launched in metropolitan areas to determine the feasibility of public defenders replacing the present system of court-appointed counsel for indigent defendants.

In the area of judicial training Virginia has made significant strides with the establishment of biannual judicial training and education conferences for Commonwealth attorneys.

Corrections. Before the LEAA program began, Virginia had no community-based correctional programs for adult offenders. During the past 3 years, the planning and development of several regional and community-based centers for detention, diagnosis, treatment, and training for adults were undertaken, along with strengthening of probation and parole services.

LEAA funds were also used to marshal the resources of the private sector in the training and employment of offenders and to inaugurate work-release and prerelease programs. Projects include work-release and study-release, a job development

center for probationers and parolees, a prerelease center for those serving the last 6 months of their sentences, and specialized treatment programs for drug offenders.

WEST VIRGINIA

Police. A 1972 LEAA discretionary grant enabled the State to continue its Law Enforcement Statistics and Crime Reporting Program. Virtually all of the State's approximately 250 law enforcement agencies are now submitting uniform crime report data.

Sixty police chiefs and their assistants attended a 2-day seminar on how to plan and implement projects to prevent and reduce burglary.

Courts. LEAA discretionary funds are financing a study of the West Virginia courts system with a special emphasis on the Justice of the Peace system.

The Office of the Prosecuting Attorney is a part-time position in West Virginia, and the SPA has been providing block grant funds to hire full-time assistants and full-time investigators.

A revision of the criminal code has been initiated, and the completely revised code is expected to be presented to the State legislature during its next session.

Corrections. The comprehensive training program for West Virginia correctional personnel, created with LEAA assistance at West Virginia University, has been expanded into a Correctional Research and Training Center. As part of the expanded program, annual seminars and workshops for State corrections personnel will be held.

The West Virginia SPA helped to obtain civil service status for all State corrections employees. This, together with a new competitive salary scale, has fostered increased professionalization of state corrections staffs.

Block grant funds have been used to establish state-wide rehabilitation programs, such as halfway houses and work release programs. Education programs have been instituted in various detention facilities, providing college-level study for inmates.

Region Four



Atlanta—Region Four

1972 CRIME DECREASES

The following cities in Region Four reported crime reductions in 1972 compared to 1971:

	Percent
Charlotte, N.C.	—11.8
Columbia, S.C.	—16.6
Columbus, Ga.	—3.0
Fort Lauderdale, Fla.	—4.2
Hialeah, Fla.	—8.2
Hollywood, Fla.	—7.5
Huntsville, Ala.	—19.9
Jacksonville, Fla.	—4.9
Lexington, Ky.	—6.5
Louisville, Ky.	—11.3
Macon, Ga.	—3.1
Miami, Fla.	—9.9
Mobile, Ala.	—15.2
Montgomery, Ala.	—3.2
Nashville, Tenn.	—18.0
Orlando, Fla.	—10.7
Raleigh, N.C.	—5.0
Savannah, Ga.	—13.8

ALABAMA

Information systems. One of the most significant fiscal year 1972 developments is the Alabama Crime Information Center (ACIC). This statewide computerized system provides city, county, and State law enforcement agencies access to the FBI's National Crime Information Center and State motor vehicle registration files. The system is operated by the Alabama Department of Public Safety and it ultimately will evolve into a complete criminal justice information system.

Crime laboratories. Alabama has the nucleus of a comprehensive system of crime laboratories. ALEPA has funded additional satellite laboratories, all of which are operated by the State Department of Toxicology and Criminal Investigation.

Police training. In 1971 the Alabama Legislature passed a police minimum standards act which established the Alabama Peace Officers and Training Commission. Four regional training academies have been established at colleges or universities to take maximum advantage of existing facilities and resources. The program will provide training to many

local police officers and deputy sheriffs who have had no previous formal training.

FLORIDA

Information systems. During the past fiscal year, Florida developed a statewide plan for criminal justice information systems, setting guidelines and priorities for purchasing and using sophisticated data processing and information storage equipment. The State was also the first in Region Four to have its Comprehensive Data Systems plan approved by LEAA's Statistics Division.

Courts. A 1972 amendment to Florida's Constitution abolished the multiplicity of trial courts having conflicting jurisdictions. A new four-tier court system designed for statewide uniformity, clear lines of appeal, and efficient administration was scheduled to begin operation in 1973.

Drug control. The 15-man Broward County Narcotics and Dangerous Drugs Intelligence and Enforcement Unit has made significant inroads against drug trafficking. Some 75 percent of arrests made by the unit were for actual sale of narcotics rather than

for simple possession. Directed by the Broward County Sheriff's Office, the undercover investigative unit is composed of officers from 6 local municipalities and the Sheriff's Office. The unit cooperates fully with various State and Federal narcotics units and serves 32 municipalities in Broward County.

Organized Crime. The Organized Crime Fighting Team Project of the Miami Police Department—now in its third year of LEAA funding—cooperates and exchanges information with other agencies investigating organized crime, including the Florida Department of Law Enforcement, the Dade County Public Safety Department, and the U.S. Department of Justice Strike Force for South Florida.

Six investigative teams have been formed for surveillance, antvice, and narcotics operations. A special team consisting of an attorney, an accountant, a systems analyst, and two intelligence analysts supports, coordinates and disseminates information gathered by the six operational teams.

GEORGIA

Police. The State's major effort in police improvement centered on the continued implementation of the statewide police communications plan. A total of \$1,852,611 went to 149 local communities to finance conversion from low-band to multichannel VHF systems.

In other efforts, 700 police officers were selected to undergo basic training and 400 to receive advanced training. In-service training programs began in some 25 police agencies.

Six Georgia cities received grants for police-community relations programs, totaling approximately \$213,000 in block and discretionary grant funds.

Griffin used its grant to establish a community relations center and program in an area where civil disturbances had occurred. In May 1971, 80 percent of the city's juvenile arrests were made in a 3-mile radius of the area's center. A year later, juveniles from the area constituted only 5 percent of those arrested and police calls to the area were cut in half. Although primarily directed at juveniles, the center also is used by some 200 adults each week.

Courts. The Governor's Commission on Judicial Processes, created in 1971 with \$224,455 in LEAA funds, plans to conduct a study of the State judiciary and propose a more effective justice system. LEAA has financed the commission staffing and several other major projects. The first, a study of the court system based on 10 selected judicial circuits, is well under way. Data collection has been completed on the selected circuits and the court of appeals. Work on the Supreme Court is nearing completion.

DeKalb County received a \$89,150 discretionary grant to establish a Committing Magistrate and Cen-

tral Warrants program. The grant established within the Recorders Court of DeKalb County a magistrate court division consisting of two full-time judges, two part-time judges, and a secretary. A bailiff, an assistant district attorney, and an assistant public defender are also assigned to the program, which has established a central depository for warrants issued or served within the county.

To date, the magistrate court has issued 2,086 warrants and refused to issue 150 for lack of probable cause.

Corrections. The major thrust in the adult corrections area in Georgia was toward improved community treatment programs. Approximately \$900,000 in LEAA block grant funds financed the expansion of work release program, the continuation of concentrated treatment centers, the employment of professional "probation counselors," and the introduction of diagnostic and case services. Early evaluation reports of the projects reveal reduced costs per offender compared to institutional programs, and the increased use by judges of alternatives to incarceration.

Georgia also supported improved juvenile treatment and detention centers in three localities and expanded psychological screening and diagnostic services for juvenile courts. Five group homes—two in Atlanta, two in Augusta, and one in Gainesville—opened their doors in 1972 to youthful offenders.

Drug control. To help stop the flow of illegal drugs and narcotics, the Metropolitan Atlanta Narcotics Squad was created under a fiscal 1971 discretionary grant. During the squad's first 9 months of operation, agents initiated 165 separate investigations. Of the 143 cases prosecuted to date, the conviction rate was 98 percent.

Organized crime. Sixteen law enforcement agencies are now participating in the Georgia State Intelligence Network (GSIN), which gathers and analyzes information on known organized crime figures. Participating agencies represent Georgia's largest cities and counties and other areas where organized crime is most prevalent.

GSIN is operated by the Georgia Organized Crime Prevention Council, supported by LEAA grants totalling \$63,250. The funds also are used to train local intelligence agents.

Atlanta High Impact Program. Atlanta's Impact plan contains 38 proposed projects in the areas of diversion, rehabilitation, target hardening, communications, deployment, investigation, prosecution, courts, and drug control.

Among the projects launched in Atlanta in 1972 or scheduled for 1973 implementation are:

An overtime patrol program (\$93,941) which provided additional preventive patrols in two high-crime areas.

An antirobbery/burglary division (\$795,449) which

will include stakeout teams and plainclothes officers operating in neighborhoods plagued by high rates of burglary and robbery.

A special prosecution squad (\$135,585) to expedite the handling of Impact target crime cases. Four new assistant district attorneys will be assigned to screen cases, work on preparing appeals, and prosecute in courts. Project officials anticipate that the squad will reduce case processing time by 30 percent.

A street lighting project (\$220,642) to reduce nighttime robberies by 15 percent and other street crimes by 5 percent in areas where high pressure sodium vapor lights are installed.

KENTUCKY

Legislation. The most significant and important criminal justice legislation in the State's history was enacted by the 1972 General Assembly. The Kentucky Crime Commission drafted and recommended legislation providing for the first revision of the State's penal code, the first public defender system, work release, probation and parole for misdemeanants, mandatory supervision and work release for felons, and a new parole board standards act.

Police. The Police Training and Education Incentive Act established a statewide program which will provide 15 percent salary increases to over 2,600 officers in 180 local police departments which meet minimum standards set by law.

Consolidation. Kentucky also moved forward in consolidation of police services. In Louisville and Jefferson County—the State's largest urban area which reports over 40 percent of all serious crime in Kentucky—LEAA funds financed a functional merger between the Louisville Division of Police and the Jefferson County Police Department. Major activities—including record keeping, data collection, fingerprinting, laboratory services, and training—were successfully pooled.

A complete merger of county and city police departments took place in the Lexington/Fayette County area—the second largest metropolitan area with the State's second highest crime rate.

In western Kentucky, contract policing between the Kentucky State Police and the Daviess County fiscal court was initiated with LEAA funds, and in southern Kentucky, the Nation's first regional police agency—consolidating all police services in five counties—will soon be operational.

Crime prevention. Two Crime Prevention Teams, supported by block grant funds are intended to reduce armed robbery, burglary, and auto theft in urban localities having a high incidence of those crimes. The teams receive in-service training from the LEAA-funded National Crime Prevention Institute

in Louisville and then return to their departments to develop citywide crime prevention programs.

Corrections. The Ex-Offender Clearinghouse in Louisville has consolidated all ex-offender job placement services in the metropolitan area. Estimates show that one-third of the persons released from Kentucky prisons are returned to the Louisville area. The clearinghouse directs releasees to interested agencies and employers, thus eliminating duplicate visits and inquiries. In the project's first 2 months, 35 job placements were made.

Through the Probation and Parole Reorganization and Expansion project, the Department of Corrections' probation and parole staff was nearly doubled to provide misdemeanor probation and parole services required by new State legislation. The project also provides 80 hours of preservice training for each new employee.

Juvenile delinquency. A juvenile delinquency program begun in fiscal 1971 under an LEAA discretionary grant and now supported by block grant funds provides foster homes for young offenders whose social background and history of delinquency make them difficult to place in family settings. By the end of 1972, the project had provided foster care services for 165 youths. As a result, the Kentucky Department of Child Welfare closed the State's largest juvenile detention facility.

The School Delinquency Prevention Demonstration program, begun in 1970, is studying the role of the school in preventing delinquency. Efforts are centered in three school-related projects:

- **Community schools** are intended to prevent delinquent and predelinquent youths from pursuing criminal careers. Public school facilities remain open after regular class hours, on Saturdays, and during the summer to provide a variety of educational, training, recreational, counseling, and employment placement activities.

- **Alternative schools** are designed specifically to deal with youths who otherwise would be institutionalized. Specialized educational techniques and group therapy are used to assist these youths.

- **Reentry schools** offer temporary but intensive readjustment assistance to youths returning from juvenile correctional institutions. Services offered include classroom schooling and group and occupational therapy.

MISSISSIPPI

Police-community relations. The Mississippi SPA has funded a number of police-community relations programs since 1970. One project, which established a specialized police-community relations capability in the Gulfport Police Department, was expanded in 1972. The Department's two police-community rela-

tions officers developed several projects in cooperation with the residents of Gulfport, including:

- A police-community service center in a predominately black section adjacent to the inner city.

- A youth center located on the grounds of a Gulfport Church, equipped with recreational and sports equipment.

Misdemeanor crime—such as vandalism and window breaking—decreased 61 percent in July and August 1972, compared to the same period in 1971. The Gulfport Police Juvenile Bureau credits the community center program with helping to bring about the reduction.

Juvenile delinquency. The Mississippi Training Schools' Board of Trustees, supported by a \$202,000 LEAA grant, is planning to develop a coordinated statewide system of juvenile probation and aftercare services. Prior to 1971, only 18 of the State's 82 counties provided probationary and aftercare services. Services in 10 of these counties were initiated under 1970 LEAA grants.

In fiscal 1971, the existing 18 county programs were combined into a single, State-level, coordinated effort, and in fiscal 1972 funding was increased to permit expansion of staff.

Drug control. The Mississippi Bureau of Narcotics has received \$416,500 in block grant funds. The 54-member staff functions in undercover and support capacities and works closely with local police. During the Bureau's first year, agents confiscated illegal narcotics and dangerous drugs valued at \$700,000 and made 328 arrests. Convictions have been obtained in each of the 47 cases which have been brought to trial.

NORTH CAROLINA

Pilot Cities program. Charlotte-Mecklenburg County was one of the first metropolitan areas chosen by LEAA to participate in the Pilot Cities program.

The Pilot Cities research team is staffed by members of the Institute of Government at the University of North Carolina at Chapel Hill. In cooperation with criminal justice agencies they are developing programs to effect across-the-board improvements in the criminal justice system.

Among the projects being carried out is the **Comprehensive Drug Abuse Prevention** program, which seeks to reduce the causes of drug abuse and to reduce the supply of illicit drugs in the Charlotte-Mecklenburg County area.

The grant also financed the hiring of additional vice-control officers in the Charlotte Police Department to reduce the availability of illicit drugs.

Corrections. North Carolina is using block grant funds to provide job training for offenders from the Mecklenburg County area.

A chief's training school has been set up in the

Mecklenburg County Jail, and selected groups of offenders are temporarily housed in the jail while they complete the 6-month course.

All but 3 of the 33 graduates of the course have found jobs in the food preparation field. Recidivism among the graduates is low—only 2 have been rearrested.

SOUTH CAROLINA

Information systems. The SPA has begun a statewide planning effort in telecommunications and radio systems that will lead to the production of a master plan in this area. When completed, the State will be able to concentrate on implementing its uniform crime reporting system—a key element in improving criminal justice planning.

Corrections. The Department of Corrections is continuing **Project Transition**, an effort to reduce recidivism through intensive job training and referral services for male offenders.

The Department also operates a **rehabilitation program** for female offenders which provides training in a number of vocational and technical fields as well as a limited work release program. Community involvement in the rehabilitation program is emphasized.

Discretionary funds also have financed expansion of the State's **Diagnostic and Consultative Center**. State law requires that all juveniles brought to trial be evaluated by the center staff prior to sentencing. The center carefully assesses each child to determine his abilities, education, problems, and needs. After completion of the diagnostic process, the child is returned to the court, which may use the center's recommendations to determine the most appropriate treatment.

Studies have revealed that very few of those processed at the center have been rearrested or committed to the juvenile institution. The recidivism rate for youths returned to the community is estimated to be 12 percent, compared to 20 percent for those institutionalized. As of September 1972, the center had evaluated over 3,700 cases since July 1970.

TENNESSEE

Corrections. **Project KEY**, which provides community-based rehabilitation services in Memphis received continued support in fiscal 1972. The focal point of the project is the **Community KEY's**—men and women who serve as peer-level resource persons to offenders released from prison.

The **KEY's**, supervised by professional staff members of the Shelby County penal farm, are trained to understand the problems faced by recently-released inmates, to know what supportive resources are available in the community, and to develop skills in aiding inmates to use these resources and adjust to life on

the outside. The project's job developer, for example, placed 111 men with 72 different firms during the program's first year.

To remedy educational deficiencies in the majority of the participants, a learning center has been established in conjunction with the Memphis and Shelby County Boards of Education, and a second center will be opened next year.

Participants in Community KEY are primarily made up of rejects from other prison programs. The project is structured to include every man who desires to participate, no matter how poor a rehabilitative risk he may be. Of 89 men released into the community last year, only 5—or 5.6 percent—have been rearrested at this time. Almost half—46.1 percent—are currently employed.

Region Five



Chicago—Region Five

1972 CRIME DECREASES

The following cities in Region Five reported crime reductions in 1972 compared to 1971:

	Percent
Akron, Ohio	—9.5
Chicago, Ill.	—4.1
Cincinnati, Ohio	—5.0
Cleveland, Ohio	—11.3
Columbus, Ohio	—9.5
Dearborn, Mich.	—8.8
Detroit, Mich.	—15.8
Duluth, Minn.	—6.8
Evansville, Ind.	—13.4
Gary, Ind.	—3.7
Hammond, Ind.	—2.3
Indianapolis, Ind.	—16.0
Lansing, Mich.	—6.3
Milwaukee, Wisc.	—3.9
Parma, Ohio	—9.7
Warren, Mich.	—2.8
Youngstown, Ohio	—11.9

ILLINOIS

Police. For the first time, county-wide police forces were established in Illinois during 1972. Currently Cass and Edwards Counties have organized such departments, financed by block grant funds awarded by the Illinois Law Enforcement Council (ILEC).

Courts. The Illinois State's Attorneys Association received a grant for a 3-year project to professionalize prosecutor's offices. The project is providing assistance at the investigative, appellate, and trial levels, thereby demonstrating the feasibility of regional offices and developing training and career opportunity programs.

The Court Counselor Program, Inc., in Peoria received continuation funding in 1972. Volunteers

provide intensive, individual probation counseling services for misdemeanants aged 17 to 21. The program has expanded to include some 150 volunteer counselors serving more than 150 probationers.

Corrections. ILEC continued to support Arrowhead Ranch in the Moline-Rock Island area. Serving as many as 56 youths referred to it by the Illinois Juvenile Courts. Arrowhead Ranch has shifted from a traditional orphanage program emphasizing agricultural work to a treatment-oriented program offering educational and vocational training relevant to urban youths.

Drug control. Gateway House at Lake Villa, Ill., provides drug education and treatment for 73 residents. Continual evaluation is part of the Gateway program, which has been selected by the Special

Action Office for Drug Abuse Prevention to participate in a nationwide analysis of drug control programs.

MEG—One (Metropolitan Narcotics and Dangerous Drugs Enforcement Group)—now in its second year—includes 19 municipalities in Cook and Lake Counties which have joined to control the use and distribution of narcotics and dangerous drugs.

INDIANA

Police. The Evansville Police-School Liaison Program is designed to improve and maintain good relations between the Evansville Police Department and Evansville-Vanderburgh County students. During 1972, the program expanded to all high schools and elementary schools in the community.

Corrections. With the assistance of LEAA funds in 1971 and 1972, the Indiana Department of Corrections initiated a comprehensive program to expand employment opportunities for ex-offenders and parolees. **EXCELL** (Ex-Offenders Coordinated Employment Lifeline) has exceeded its original job placement goal by approximately 45 percent. A total of 506 persons received assistance, and 414 were placed in jobs.

MICHIGAN

Courts. The 61st District Court of Grand Rapids is developing a Comprehensive Lower Court Information System (COLOCIS) for district courts, which will be a part of the total comprehensive court information system of the Michigan Supreme Court. The 61st District Court serves as a prototype for coordinating the scheduling of judicial resources in a multi-court environment—two district courts and a circuit court in Grand Rapids.

Civil disorders. The Civil Disorder Center assists police departments and other local governments in preventing or controlling civil disorders. The center has developed model disorder control plans and has assisted in the organization, operation, and training required for mutual aid agreements among local agencies.

MINNESOTA

Police. The Minnesota Attorney General's Office received a grant to develop a series of 12 half-hour video-tape police inservice training programs. An evaluation of the project's first year shows that more than 2,500 police officers in the State have viewed the program.

Juvenile delinquency. LEAA funds supported the White Bear Lake Area Youth Resource Bureau whose primary goal is to divert young people from

the criminal justice system by providing a community alternative to juvenile courts.

The bureau operates the following programs:

- Court counselors.
- A job placement service.
- A teen drop-in center.
- Emergency answering referral services.
- Individual counseling.

OHIO

Cleveland High Impact Program. In 1972, Cleveland received grants totaling more than \$3 million to carry out anticrime projects. Cleveland's master plan was approved by LEAA in September 1972. The city's crime reduction strategy is based on the following 5 programs:

1. The **Addiction Treatment** program seeks to reduce street crimes and burglaries committed by addicts by treating and rehabilitating approximately 1,000 drug-addicted arrestees per year. The program currently consists of one project and a \$1.6 million grant.

2. The **Employment** program will provide vocational and educational training and employment for approximately 1,800 high-risk recidivists. Specific projects are scheduled for 1973 implementation.

3. The **Diversion and Rehabilitation** program refers potential and known offenders to community service facilities. Eleven projects will begin in early 1973.

4. The **Deterrence, Detection, and Apprehension** program includes increased police patrol in the high-crime areas, the expansion of detective units and the use of auxiliary patrols. In 1972, some \$1.4 million was awarded in this program area.

5. The **Adjudication** program will reduce court delays and improve the processing of offenders into appropriate corrections programs. Specific projects will begin in 1973.

Pilot Cities program. The Chicago Regional Office is responsible for the overall administration of the Dayton Pilot Cities program, which is emphasizing research and the development of improved methods for reducing felonies in the Dayton-Montgomery County area.

Five discretionary grants totalling \$1.1 million have been awarded to the Dayton Pilot Cities program during fiscal years 1971 and 1972. They were:

A County-wide Criminal Justice Center for Training and Education	\$350,000
A Comprehensive Information Retrieval Concept for Law Enforcement (CIRCLE)	210,000
A City-County Comprehensive Drug Addiction and Alcohol Treatment Project	214,000

A Youth Service Bureau 216,000
 The Dayton Rehabilitation Center and
 Diagnostic Treatment Program 110,000

Police. In cooperation with Kent State University, 60 command-level officers of the Ohio State Patrol attended a 10-week management course. Cincinnati and Hamilton County police attended a 3-day in-service seminar in interpersonal relations at Xavier University.

Corrections. The Denton Halfway House for parolees and probationers offers extensive counseling, psychological testing and treatment, employment placement services, medical and dental services, and after-care and post-release services. Capacity of the house has been expanded from 10 to 50 persons. The recidivism rate of participants is 12 percent, and 95 percent of Denton House residents have found employment.

The intensive training laboratory for a juvenile group home provides in-service training for the staff in a home housing 11 children. Training included the use of the group method of working with delinquent children, crisis-intervention techniques, and a management-by-objectives approach to job effectiveness.

An evaluation of the program shows improvements in staff attitudes and performance and no further delinquency referrals for the 11 children counseled in the group home.

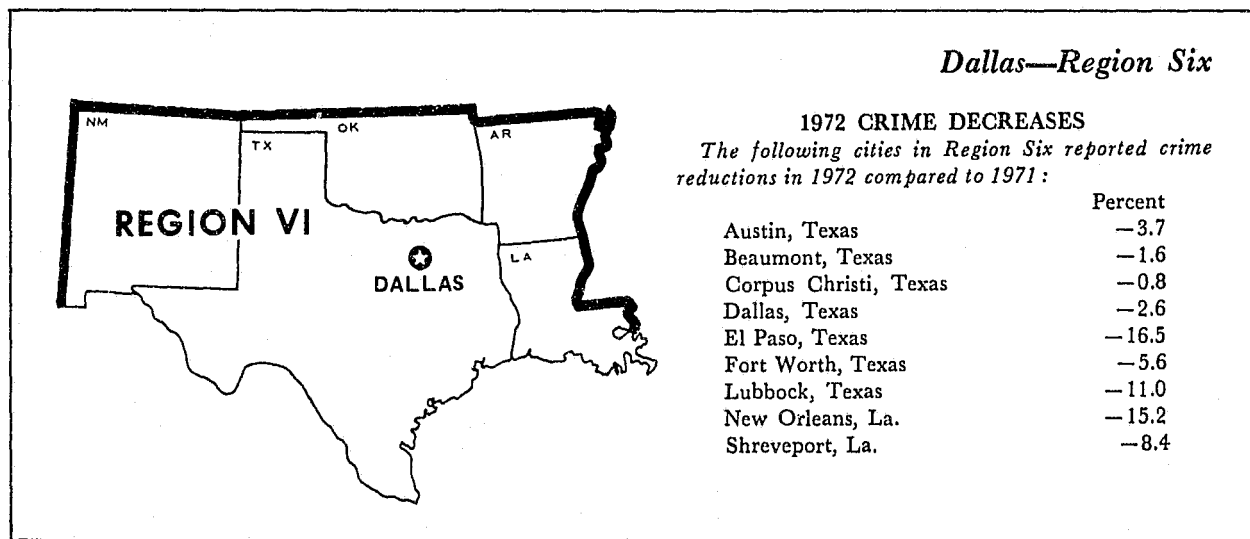
WISCONSIN

Police. The Crime Information Bureau in the Division of Law Enforcement Services, Department of Justice, was created under an LEAA grant in 1970, and it has been refunded through June 30, 1973. The Bureau represents the major statewide effort to improve police technology.

It provides three basic services to local agencies: A mandatory report system for uniform summary crime and arrest data (Uniform Crime Reports), a centralized identification information storage, and an inquiry information system. These systems provide an integrated statewide data information base.

Juvenile delinquency. In Milwaukee, the Pathfinders for Runaways Ltd. project provides a facility for runaways, promotes better family communications, acts as an advocate for minors in the courts, and provides referrals to other social service agencies.

Region Six



ARKANSAS

Arkansas initiated a number of projects in 1972 to improve criminal justice operations and facilities:

Organized crime. The Little Rock Organized Crime Intelligence Unit which, received \$50,000 in

LEAA funds, functions as part of a statewide network to coordinate state and local intelligence-gathering functions. The unit has conducted more than 100 investigations and helped break up one of the largest organized narcotics rings in the South.

Corrections. Under a \$129,791 grant, an Inmate

Record System provides data for case management, classification, assignment, control and security, prescriptive programming, adjustment, rehabilitation and release. The new system, administered by professional corrections personnel, eliminates the use of inmate trustees in the management processes of the records systems.

LEAA discretionary funds totaling \$213,248 are financing the construction of a new regional Pulaski County Community Correctional Facility to meet a long-standing need for adequate correctional and rehabilitation facilities.

Courts. The Arkansas Criminal Code revision project completed in fiscal 1972 will bring Arkansas statutes in line with American Bar Association recommendations for standardized penal statutes and procedures. (Similar projects are being funded in all of the Region Six States.)

LOUISIANA

Based on an analysis of available crime data, Louisiana determined New Orleans has 40.4 percent of all reported crime in the State. Therefore, New Orleans and seven other metropolitan areas have been given priority funding.

In fiscal 1972, about \$3 million in LEAA discretionary funds was allocated to New Orleans for programs to control and treat drug abusers and juvenile delinquents.

Corrections. Another project that has a direct bearing on a high-crime area is the Community Corrections and Research Center of Baton Rouge, established with \$239,000 in LEAA funds. This multiparish experimental center emphasizes community-oriented treatment methods to rehabilitate offenders and reintegrate them into society.

Drug control. The reduction of narcotics-related crimes is the goal of a regional Consolidation of Narcotic Enforcement Services Project. Under a \$74,440 discretionary grant to Jefferson Parish, six parishes have joined to consolidate intelligence and enforcement efforts against drug violators in the high-crime areas of southeastern Louisiana. In cooperation with the Bureau of Narcotics and Dangerous Drugs, 29 law enforcement officers from the multiparish region have been trained under the project.

NEW MEXICO

Substantial LEAA resources have been directed toward combating crime in Albuquerque—particularly burglary, the city's most serious crime problem.

Pilot Cities program. Albuquerque and surrounding Bernalillo County are participating in the Pilot Cities program of LEAA's National Institute. During fiscal year 1972, the Albuquerque Pilot Cities pro-

gram identified research objectives and initiated action projects to reduce burglary and property crimes. The city and county received a total of \$297,580 under the program.

Because such crimes are often committed by drug addicts, the city and county also received both block and discretionary funds for two drug control programs. A Drug Abuse Education and Coordination project is disseminating information on drugs and coordinating prevention efforts. A Metropolitan Narcotics Enforcement Unit, established for Albuquerque and Bernalillo County under a \$65,710 grant, makes an average of 50 arrests per month. Project officials say statistics indicate that the unit's efforts are having some impact on property crimes.

In addition to stepped-up enforcement, improvements in corrections and courts are also taking place.

Corrections. The Albuquerque-Bernalillo County Correctional Facility consolidates the administration of three existing facilities into one to improve correctional treatment.

Courts. An improved management system in the Albuquerque Municipal Court devised more effective case calendaring procedures. All Albuquerque courts will be on line in 1973.

OKLAHOMA

Efforts to reduce crime in Oklahoma's largest cities have emphasized preventive measures.

Juvenile delinquency. The Oklahoma City Police Department Youth Counselor program is working with runaway youths to prevent them from becoming delinquents. With the assistance of a \$43,273 LEAA grant, the program processed 877 young people during fiscal 1972.

Information systems. A computerized information and dispatching system is helping Tulsa police officers respond more rapidly and effectively to trouble calls. The Tulsa Regional Automated Criminal Identification System (TRACIS) is beginning to show results through quicker criminal records searches, ready access to statewide information on stolen vehicles, and local data on wanted persons.

Corrections. To reduce new crimes committed by ex-offenders the Oklahoma City Community Treatment Center, under a \$200,000 grant, is providing inmates with job placement, counseling, and other innovative treatment programs. The recidivism rate for offenders processed by the center is 7 percent compared to 30 percent for those not participating in the program.

The Oklahoma Corrections Department is conducting a job program for ex-offenders under a \$90,000 grant. In the program's first year 235 inmates used the service, and 53 were placed in jobs or job training programs.

Police. A joint research project conducted by the University of Oklahoma and the International Association of Chiefs of Police received \$225,000 to conduct an indepth analyses of assaults on police and to develop training and procedures to prevent such attacks.

TEXAS

In 1970, the ten largest Texas cities accounted for 79.8 percent of the crime in the State; in 1971, this figure had dropped to 76.2 percent. Many of these cities report that LEAA financial assistance contributed to the success of their crime reduction efforts.

Police. Fort Worth, for example, attributes its crime decrease in part to the efforts of a special **Foot Patrol Unit in high-crime areas**, created under a \$59,593 grant. The foot patrolmen have reduced crime through random patrols and speedier response time. Foot patrols also have improved minority attitudes toward police and enhanced police-community relations.

Other Texas cities also have used the tactical squad concept in high-crime areas. With \$55,300 in LEAA funds Austin established a **Patrol Command and Control System** that is having an impact in high-crime areas. The system's efforts are bolstered by criminal justice intelligence data systems organized by the Texas Department of Public Safety under grants totaling \$693,638.

Information systems. Texas has developed significant statewide capabilities in teletype communications, with 290 terminals providing needed data for police, courts, and corrections agencies.

Courts. In the courts area, for example, Houston has reduced case backlogs by developing new felony processing procedures under a \$368,801 grant.

Courts in two major counties are improving management and administration. Harris County received \$335,291 for a Case Screening, Management and Continuing Education program; and a grant of \$247,455 is providing Administrative and Legal Support for the Dallas County Criminal Court.

Training. The Beaumont Police Department is implementing an innovative concept in training. Developed under a \$98,680 LEAA grant, the **Utilization of a Police Radio Network as a Training Medium** is an experimental system which provides radio training

sessions for police while they are on routine vehicular patrol. Three-minute on-the-job training tapes are broadcast by the central office over a dedicated frequency during "off-peak traffic" hours Sunday through Thursday. The training transmission ceases if the regular police transmitter is activated. Preliminary project results are promising, and an evaluation component will determine the long-range effectiveness of such training.

Dallas High Impact Program. Dallas has received LEAA approval of a 34-project High Impact plan. The proposed projects address a variety of criminal justice issues including diversion, rehabilitation, target hardening, deterrence, communications, deployment, investigation, prosecution, courts, conditional release, drug abuse, and data base development.

Because community support and involvement is essential for the success of the High Impact Program, Dallas sought and received the suggestions of a number of community and minority group organizations, which reviewed and endorsed the plan.

In 1972, Dallas received \$845,442 to establish two temporary criminal district courts for Dallas County. Visiting judges will be used, and the staffs of the County's District Attorney, District Clerk, and Sheriff's Office will be expanded. The additional courts will attempt to reduce the current backlog of 3,165 cases to 2,700 by 1975, and to speed the processing of target felony cases.

Among the projects scheduled for implementation in early 1973 are:

—\$1,999,767 to create 12 police tactical units to protect citizens who live in areas where there is a high rate of stranger-to-stranger crime.

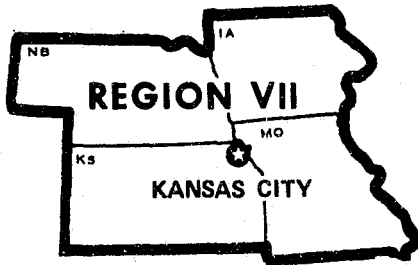
—\$805,815 to increase the adult probation staff from 35 to 80 persons. Through expanded supervision and more effective rehabilitation programs offenders will be better prepared to reenter to community.

—\$269,689 to create a **Juvenile Court Action Processing Unit** which will be responsible for pre-hearing court procedures and the supervision of juveniles. Ten probation officers will be hired as court action caseworkers, and the unit will also have an attorney to act as a legal advisor.

—\$186,768 to supply legal aides to mesh the police function more smoothly with the District Attorney's office in preventing, detecting, investigating, and prosecuting stranger-to-stranger street crimes.

Region Seven

Kansas City, Kansas—Region Seven



1972 CRIME DECREASES

The following cities in Region Seven reported crime reductions in 1972 compared to 1971:

	Percent
Cedar Rapids, Iowa	-3.8
Des Moines, Iowa	-9.1
Kansas City, Mo.	-13.2
St. Louis, Mo.	-4.1
Topeka, Kans.	-15.2
Wichita, Kans.	-0.7

IOWA

Corrections. An interim legislative study committee in Iowa found county jails to be obsolete and lacking rehabilitation programs. Except for overcrowded urban jails, most county jails were operating far below the total 2,400-inmate capacity, with only 585 inmates currently incarcerated. Rather than investing heavily in expanding urban jails, Iowa decided to launch a noninstitutional program of treatment tailored to meet the needs of the offender.

Under a \$509,000 LEAA grant, defendants receive treatment from the time of arrest and during their passage through the criminal justice process to a possible disposition by probation or parole. Nearly 95 percent of felony defendants in the State are currently involved in the program, and the results indicate that recidivism among participants is less than one-third the national average.

An outstanding example of Iowa's efforts is the Polk County (Des Moines) model court services program, which offers a full range of rehabilitative services to high-risk defendants who would normally be held in jail prior to trial.

When Iowa condemned the Polk County jail because of overcrowding and ordered it closed, Des

Moines and Polk County replaced it with a community-based correctional system.

Created 2 years ago with LEAA and Model Cities funds, the program has achieved these results:

- By January 1973 the county jail population was less than half of the 1970 level.
- The project's pretrial supervision saved 3,343 defendant-jail days in 1971. Of these, 1,231 days involved defendants found not guilty.
- Defendants released under the program appeared for trial and had pretrial offense rates equivalent to or better than the rate for defendants released on money bail. (Defendants rejected for pretrial supervision and later released on bail had the highest rate of pretrial new offense charges—thus corroborating the program's selection standards.)
- Employment assistance helps clients avoid income loss during their pretrial supervision period. As a result, more defendants can provide their own counsel; fewer of their families need welfare. In 1 year, 173 defendants released under supervision earned a total of \$101,032 during their pretrial periods.

• The alternative to jail—a 52-bed community center at Fort Des Moines, formerly an Army barracks—was obtained for a total capital investment of \$60,000. Construction costs for a new prison would be some \$26,000 per cell.

• Of 44 Fort Des Moines inmates, 30 held jobs at the end of 1972. They supported their families, paid local, State, and Federal taxes, and paid a total of \$11,000 to Fort Des Moines for room and board.

LEAA's research arm—the National Institute of Law Enforcement and Criminal Justice—has rated the Polk County project exemplary, and descriptive materials on each phase of the project will be distributed nationally.

Juvenile delinquency. In Des Moines, a 1972 police-school liaison project is credited with causing a 20-percent reduction in juvenile delinquency and decreasing disorder and vandalism in schools.

Courts. An LEAA grant of \$73,910 enabled the Iowa Supreme Court to hire "prescreening" attorneys to assist the justices. They will save judicial time by summarizing cases, advising on the merits of issues presented on appeal, checking compliance with appeal rules, attempting to combine similar cases for argument, and recommending whether oral arguments are feasible.

KANSAS

Law enforcement training. Wichita State Univer-

sity's creation of a degree program in criminal justice administration has led to a marked increase in students seeking criminal justice degrees. The 1972 spring semester enrollment of 367 students represented a 145 percent increase over the fall 1971 semester registration. Of the increased enrollment, 65.4 percent are in-service police officers.

Kansas has established nonstatutory minimum training standards which must be met as a condition to LEAA grants for police manpower.

Organized crime. Kansas used a \$160,000 LEAA grant to establish within the **Kansas Bureau of Investigation** a 10-man Organized Crime Intelligence Unit. Funds supported equipment purchases and training at State and local levels in various aspects of organized crime.

MISSOURI

St. Louis High Impact Program. St. Louis was the first city to submit and gain approval of its Impact plan. A total of 41 anticrime projects will focus on rehabilitation, target hardening, deterrence, police patrol, investigation, prosecution and courts, drug abuse control, and public education.

In 1972 St. Louis received more than \$2 million to implement more than 25 projects.

One St. Louis Impact project has already achieved significant results. A special police patrol unit in high crime neighborhoods that received \$300,000 in LEAA funds helped reduce serious crimes in the six areas patrolled by 18.3 percent in a 6-month period.

Another project producing tangible benefits is the **Burglary Prevention Unit**, financed by a \$50,000 LEAA grant. Police selected businesses already burglarized more than once, and installed mobile burglar alarms on the premises. The result: A 100-percent success in deterring burglaries at the businesses protected by mobile alarms. The project also involved public education for businessmen on burglary prevention. Between January and November 1972, St. Louis reported 385 fewer business burglaries than during the corresponding period in 1971.

A probationer/vocational project, financed by a \$150,023 grant, is designed to provide alternative treatment for groups of 100 young probationers who are failing in public school. It offers remedial education and job placement services.

Another approach to juvenile crime prevention is an effort to reduce truancy in schools in high-crime areas. LEAA funds totaling \$175,000 will support five truancy teams established in cooperation with the police and juvenile court.

TASC. St. Louis is using \$400,000 to implement the **Treatment Alternatives to Street Crime** program,

which offers first-offense and nonserious-offense drug abusers methadone or other types of treatment as an alternative to trial and possible imprisonment. If the treatment fails and no beneficial result is demonstrated the offender is liable to prosecution on the original charge.

Other Missouri programs include:

Law enforcement training. The **Regional Center for Criminal Justice**, a six-building complex in Independence, has provided training to more than 1,000 men and women from some 32 law enforcement agencies in Missouri and Kansas. Supported by LEAA grants totaling almost \$800,000, the center has a special outreach program which takes training programs to smaller agencies unable to send officers to the 12-week course at the center. The center also houses a **Regional Crime Laboratory**.

Information systems. The **Missouri Uniform Law Enforcement System (MULES)**, an intrastate computerized information network, is accessible now to police, eventually it will be made available to all parts of the criminal justice system. MULES provides criminal background information to patrolmen and other officers. Three primary computer sites serve 245 law enforcement agencies in a multistate area. The system also links with the FBI's National Crime Information Center. MULES received \$1,449,056 in fiscal year 1972 funds, and an estimated \$1,500,000 is earmarked for the system in fiscal year 1973.

Police officials say MULES has played a substantial part in helping Kansas City reduce crime in 1972. A 13.2-percent reduction in serious crimes was reported. Murder decreased by 41.1 percent; auto theft by 22.5 percent; burglaries by 15.2 percent; and robberies by 13.8 percent.

Corrections. Under a \$294,810 LEAA grant, Missouri is expanding educational, vocational, and rehabilitation projects for its corrections institutions. In cooperation with Missouri colleges and universities, courses are brought to the inmates. Training for licensed practical nurses, for example, is given at some women's institutions. In a study-release project selected prisoners are given permission to attend on-campus classes. A total of 650 inmates are involved in the projects.

Missouri used \$301,478 in LEAA funds to establish probation and parole services at the magistrate court level. The new probation and parole services in 30 counties were provided to approximately 1,200 offenders. Since the average cost of maintaining a prisoner in an institution is estimated to be \$6.56 a day, this increased use of probation and parole represents a substantial saving of public funds. In addition, the defendants' restored earning power diminishes the need for public assistance to their families.

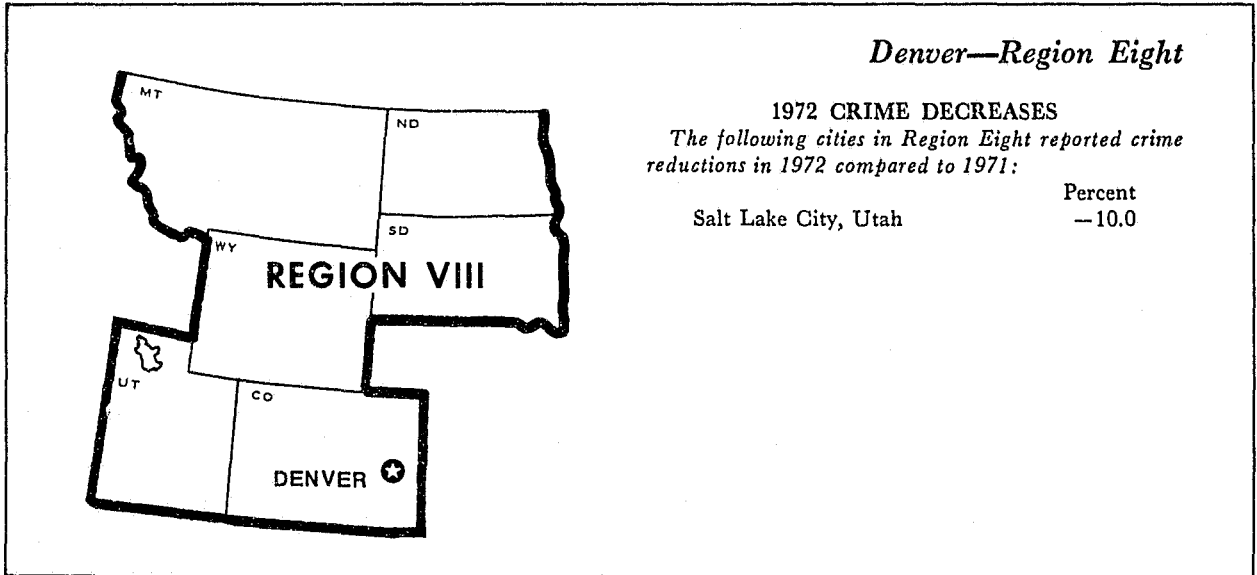
NEBRASKA

Courts. A full-time criminal appellate division was established in the Nebraska Attorney General's office where none had existed before.

Corrections. Another Nebraska project supported by LEAA gives psychological and aptitude tests to

soon-to-be-released offenders. Those demonstrating a high potential for mastering a craft for trade—such as auto mechanics or building construction—are given intensive training. Project officials find jobs for the inmates in whatever area of the State they wish to reside in. Recidivism among participants in the program to date is only 2 percent.

Region Eight



COLORADO

Denver High Impact Program. In February 1972, Denver inaugurated its High Impact Anticrime Program, which is considered to be one of the State's most promising crime-reduction plans.

The city's Impact program includes 14 components in the areas of diversion, rehabilitation, target hardening, deployment, prosecution, courts, and conditional release.

Five projects were implemented during fiscal 1972, and the remaining nine were scheduled to begin early in 1973.

The five programs launched in 1972 are:

Special Crime Attack Team (\$797,256) assigns special police units to high-crime areas.

Property Identification (\$66,940) enables Denver citizens in one police district to mark their property to help deter burglary and aid police recovery of stolen goods.

Project Intercept (\$323,992) diverts young first offenders from the criminal justice system to a pro-

gram of intensive supervision, vocational training, and education.

Employ-Ex (\$99,896) provides ex-offender job placement.

County Court Diagnostic Center (\$41,457) expands the Denver County Court diagnostic services to serve felons on parole and probation.

Among the projects scheduled for 1973 implementation are:

The Northeast Denver Youth Services Bureau (\$80,820) coordinates social services for young people in Northeast Denver to help prevent and reduce Impact target crimes.

Intensive Probation and Parole Supervision (\$409,669) designed to reduce recidivism by 25 percent among probationers and parolees by providing services at three neighborhood centers.

Community Work Release Center (\$272,605) helps offenders to make a more successful transition back into the community.

Criminal Justice Data Exchange System (\$152,-

495) provides computerized data bases for Denver criminal justice agencies.

Other Colorado programs. In addition to the Denver Impact Program, Colorado conducted these significant projects in fiscal 1972:

The Special Crime Aerial Reconnaissance Program (SCAR), which operates in conjunction with the High Impact Program, strives to prevent crime spill-over from Denver to suburban areas. A \$96,075 LEAA grant will finance the helicopter patrol program in Denver and suburban Aurora, Lakewood, and Wheat Ridge.

In the two city precincts where the project will operate reductions of as much as 25 percent in burglary and 15 percent in robbery are expected, and project officials anticipate a 10 percent reduction in burglary in the patrolled suburban areas.

A Youth Diagnostic and Halfway House, established in El Paso County (Colorado Springs) under a \$87,240 LEAA grant, furnishes resident and outpatient services. Of 60 outpatients treated in the project's first 6 months, none was involved in further delinquent behavior.

A Methadone Maintenance program at the Denver General Hospital received a \$205,663 LEAA grant in fiscal 1972. The program, inaugurated in 1970, now has a caseload of 140 patients. Since the methadone program began there has been a 20-fold decrease in rearrests of addicts on methadone.

MONTANA

Montana's 1972 criminal justice priorities included the expansion of the law enforcement communications system and the Montana Law Enforcement Academy.

The Montana Law Enforcement Teletype System (MLETS) was enlarged to include 41 user agencies. Messages are now transmitted through a central switching office in Helena to other law enforcement agencies, or to the National Crime Information Center in Washington, D.C. The use of the system has increased 200 percent, and NCIC inquiries have jumped from 500 to 1,400 per month.

The Montana Law Enforcement Academy currently offers a 40-week curriculum that includes special courses for lower court personnel, prosecutors, and law enforcement officers. In 1972, 694 students graduated from the academy, compared to 367 the previous year.

A regional drug investigation team, operating under the supervision of the Missoula Sheriff's Department, made approximately 200 arrests in a 16-month period and confiscated more than \$190,000 worth of illegal drugs.

A project designed to reduce burglaries in Helena by 50 percent during the next 2 years was launched

in cooperation with the Helena Model Cities program. It utilizes improved equipment and patrol methods and an intensive program of public education.

NORTH DAKOTA

Among the major projects funded in North Dakota were:

Police services. Many small communities in the State are unable to provide adequate law enforcement protection. Through contract policing efforts, have begun to place a qualified deputy sheriff in a number of rural communities, and LEAA funds to continue or to develop contract policing were awarded to 9 counties in 1972.

Juvenile delinquency. Awareness House, which opened its doors in 1971, has provided drug education and counseling to 400 young people. Located in Bismarck, the facility received continuation funding in fiscal year 1972.

Judiciary and law reform. LEAA funds financed the second year of a project that provides a public defender for the 10-county area surrounding Bismarck and Burleigh County.

Before the project began, North Dakota appointed private lawyers to defend indigent suspects. This practice, State officials felt, resulted in poor quality defense, because the expense of preparing the cases exceeded the costs allowed by law for counsel.

In the initial project period, the public defender handled 150 cases. Cost per case was estimated to be \$100—lower than the costs for randomly-appointed counsel.

A detailed evaluation of the project is planned to obtain final cost data and to assess the quality of legal counsel under the Public Defender system.

SOUTH DAKOTA

South Dakota's State Planning Agency underwent two significant changes in fiscal year 1972. The SPA was transferred from the Governor's Office to the Office of the State Attorney General. Under LEAA's technical assistance program a management consulting firm conducted a comprehensive review of the SPA's accounting and fiscal management system. As a result, several new procedures were instituted to improve fiscal management, including an automated grant management file.

Police. South Dakota's primary concern has been upgrading its law enforcement personnel. Funds for training increased 41 percent over the 1971 allocations. The State Legislature also recognized the need for manpower development by establishing a Police Standards and Training Commission for all law enforcement officers with arrest powers.

Predominantly rural, South Dakota law enforcement agencies frequently overlap; conversely, many small communities have no law enforcement services at all. A special police improvement program enabled one rural county to combine the sheriff's office and the city police department in a single agency. LEAA funds financed the purchase of equipment and uniforms and supported the training and hiring of additional personnel.

Indian programs. Because most tribal judges have no formal legal education LEAA-financed workshops reviewed legal procedures, recent court decisions, and civil rights laws. **Indian corrections personnel** attended courses in counseling and rehabilitation techniques. LEAA grants also provided for **Indian police training**; upgrading court counseling services; equipment and construction for police, courts, and corrections facilities; and additional manpower for juvenile centers.

Corrections. South Dakota devoted approximately 30 percent of its fiscal year 1972 action funds to improvements in juvenile and adult corrections. The funds supported innovative efforts, such as a regional jail, which is serving a five-county area surrounding Watertown, and a work/study-release program at the State penitentiary in Sioux Falls.

UTAH

Utah reported that adult and juvenile corrections received approximately 36 percent of the State's action grant—more than in any previous year. Police programs received some 50 percent of action funds, and courts, 12 percent.

One of Utah's most successful projects is a **Police Tactical Force** which has helped to reduce crime in Salt Lake City.

The unit, which began operations in September 1971, emphasizes target crime enforcement and team patrols. Each month police review crime statistics, establish target crimes and areas, and deploy 5-man enforcement teams.

Since the project began, serious crime has decreased 12 percent, and the top priority target—burglary—has dropped 20 percent.

The tactical force received \$182,000 during 1972, with an additional \$100,000 scheduled for award in 1973.

Small agency records system. Because most small police departments are unequipped to keep complete records, this system was devised to improve report quality and reduce recordkeeping demands on the individual officer. Use of cassette recorders and a standardized dictation format have cut reporting time 27 percent, police officials said.

In 1972, 48 agencies received funds to implement the system which ultimately will be adopted by 164 law enforcement agencies.

Corrections. A \$76,606 grant helped to establish neighborhood probation units that offer supervision, individual and family counseling, and other rehabilitative services to juvenile offenders and their families. Recidivism rates for the neighborhood center's clients range from 9 to 19 percent, compared to the 1971 statewide average of 41 percent.

Two pilot **pretrial release** programs were conducted in Ogden and Salt Lake County. After a careful background investigation to weed out high-risk defendants, selected offenders are released on their own recognizance.

Prior to these programs jails were operating at capacity, and many prisoners were incarcerated solely because of their inability to make bail. During a total period in the Ogden City court, 49 percent of the people booked into jail qualified for pretrial release screening. Of those released, virtually all—99.8 percent—appeared for trial

WYOMING

Among Wyoming's fiscal year 1972 projects of special interest are the following:

A \$75,000 LEAA grant helped to establish the **Wyoming Law Enforcement Academy** in Douglas. Its first session was scheduled to begin in 1973 with a basic 200-hour training course. Some 125 law enforcement officers are expected to attend during 1973, and the academy's goal is to provide basic training to each of the State's 700 law enforcement personnel by 1976. Advanced training for law enforcement officers and special training programs for lower court judges also are planned.

The **Cheyenne Volunteer Juvenile Probation** program involves 65 trained volunteers who work with juveniles referred by the courts or by other agencies.

The program offers group and individual counseling, tutoring, employment counseling, job placement, recreation, an emergency volunteer foster-parent program, and adult group counseling.

Of 450 juveniles assisted by the program during 1972, approximately 230 were placed on probation, while the remainder were referred to other agencies. Of the 230, only 8 percent were returned to the court for further action.

A 1969 survey in Wyoming showed that fewer than half the State's judges had visited the major corrections institutions. To bridge this gap and provide greater insight for judges a 3-day tour of correctional institutions was arranged for 10 district judges.

Region Nine •



San Francisco—Region Nine

1972 CRIME DECREASES

The following cities in Region Nine reported crime reductions in 1972 compared to 1971:

	Percent
Berkeley, Calif.	—2.7
Glendale, Calif.	—5.8
Honolulu, Hawaii	—15.3
Los Angeles, Calif.	—3.8
Oakland, Calif.	—3.4
Pasadena, Calif.	—1.6
San Francisco, Calif.	—19.0
Torrance, Calif.	—5.2

ARIZONA

Police. The Scottsdale Police Department received funds to train four paraprofessional police assistants to handle routine duties normally performed by regular officers, thus freeing the experienced officers for more specialized crime control work. During its first year of operation, police officials say, the project saved Scottsdale 6,000 man-hours of patrolman time and the equivalent of \$13,000 in salaries. During this period, Scottsdale's crime rate dropped 9.8 percent while arrests rose 26.6 percent.

Courts. Three court reporters of the Pima County Superior Court are being trained to use computer models of the standard stenograph shorthand machines. Under the new method the reproduction of a 200-page transcript can be done in 5 minutes, eliminating the usual long wait for transcripts.

The Maricopa County Juvenile Court contracted with the Florence Crittenton Home, Inc., to provide an intensive delinquency prevention and intervention program in a target group of elementary schools in the Phoenix inner city. The program furnishes:

- Crisis intervention and short-term treatment to 200 families with children ages 6 to 14.
- Evaluation of outreach, day care, emergency residential care, after-care, and consultation services.

CALIFORNIA

Crime-specific program. More than half the major crimes committed in the State are burglaries, and the number has been increasing each year. This trend was reversed sharply, however, in a broad, coordinated attack launched by law enforcement agencies in six metropolitan areas: Bellflower and Palms-Mar Vista (both in Los Angeles), Oakland, Orange County, San Diego, and San Francisco.

An evaluation of one 4-month period in 1972 showed the program achieved a substantial decrease in the burglary rate, an increase in clearance rates, and a number of other successes such as increased reporting of burglaries by nonvictims, a decrease in no-force entries, and more burglarly attempts which were unsuccessful.

Training. A television series produced by the Office of the Attorney General under a \$300,000 LEAA grant, Legal Information for Law Enforcement, features monthly programs accompanied by program and lesson plans and examinations.

During 1972, 8 programs were produced and distributed to a law enforcement audience estimated to have been more than 5,000 persons. Subjects included confessions, legal limitations on the physical seizure of evidence, vehicle searches, narcotics, and criminal lia-

bility of police officers under the Federal Civil Rights Act.

Courts. A two-man San Francisco calendar management team helped reduce the felony case backlog and the time required to bring a case to trial.

In January 1971, the San Francisco Superior Court had a backlog of 800 felony cases, and 6 months were required to bring such a case to trial. By November 1972, the backlog had been reduced to 224 cases and the average waiting period cut to 45 days.

HAWAII

Corrections. In 1972 Hawaii gave priority emphasis to developing a statewide correctional master plan. In its second year, this project received \$182,000 in LEAA funds. The plan will guide the development and the implementation of community-based and institutional treatment programs to rehabilitate offenders.

A grant of \$15,000 continued the operation of the National and Statewide Crime Information Exchange, initiated in 1969 to develop a computer-to-computer interface between Honolulu and the National Crime Information Center. Previously it took hours or even days to obtain critical law enforcement information, now available in minutes. The number of computer transactions by neighboring departments increased 30 percent from July 1971 to July 1972.

Juvenile delinquency. Hale Kipa, a shelter for run-away girls in downtown Honolulu, cared for approximately 680 girls during its first 2 years. The development of a similar home for boys is being considered.

NEVADA

Criminal justice training. The National College of

the State Judiciary in Reno received grants totaling \$241,865 to conduct seminars for appellate judges throughout the country and to develop a continuing education program for judges of courts of limited jurisdiction and for State trial judges.

The National Council of Juvenile Court Judges also received funds for judicial training. The council offered the program to juvenile and family court judges, and developed curricula for regional training projects.

Corrections. A total of \$312,361 financed community-based treatment programs for delinquent or trouble-prone youths. Funds were used to hire additional manpower and to implement innovative programs utilizing volunteers and other community resources.

GUAM

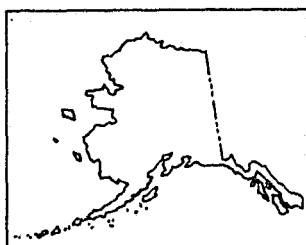
Corrections. Guam began a community-based adult rehabilitation program administered through two community-based residential centers, a halfway house and a community intervention center which will specialize in treatment for misdemeanants serving 1-year sentences or less.

AMERICAN SAMOA

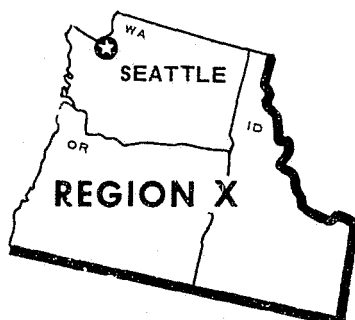
Police. An LEAA grant instituted a much-needed renovation of the existing police facility, which was inadequate to meet the needs of a modern law enforcement organization. The renovation included improved space utilization, air-conditioning, lighting, and new office equipment and furniture. New equipment to improve criminal statistics and information systems also was installed.

Region Ten •

Seattle—Region Ten



ALASKA



1972 CRIME DECREASES

The following cities in Region Ten reported crime reductions in 1972 compared to 1971:

	Percent
Seattle, Wash.	— 3.8
Spokane, Wash.	— 2.3

ALASKA

Corrections. The Pretrial Offender Rehabilitation project in Anchorage gave counseling and referral services to some 250 selected offenders during the year as an alternative to incarceration. Results currently are being evaluated.

The Anchorage Adult Half-Way House provides supervision for 17 offenders involved in work or educational release programs. A total of 81 offenders who otherwise would have been incarcerated participated in the project in its first year. While 10 persons were returned to jail because they failed to abide by house regulations, no residents were arrested for new offenses during their stay.

Juvenile delinquency. Juneau's Totem Center, a neighborhood probation center for youths, served approximately 100 young people during the year. City officials say the center helped Juneau to reduce juvenile delinquency by 51 percent.

Information system. The development of the computerized Alaska Justice Information System contin-

ued during fiscal 1972. By the year's end, all statewide source files were complete, and programs for developing the final filing format and system of operation were virtually complete. Communication lines, telecontroller, terminals, central computers, and supporting devices were available or due for delivery early in fiscal 1973.

IDAHO

Law enforcement training. The POST (Peace Officers Standards and Training) Academy, trains an average of more than 125 officers per year. Intermediate and advanced training was expanded during the year, and training in such areas as scientific investigation, auto theft, arson and bombing, photography, and evidence was added. Of the State's 1,308 police officers, 61 percent have now received certificates from the Academy. Proposed legislation would require a minimum basic certification of all police officers within 1 year of their entrance into duty.

Courts. Idaho's new court system has progressed substantially since its implementation in January 1971. LEAA grants provided administrators and supporting services to free judges from paper work. Other projects upgraded courtrooms, provided court equipment, manuals of procedure, additional magistrates, and training for judges, magistrates, and prosecutors.

Student aides are being trained as presentence specialists. Their duties include investigation and research for the court, thus freeing regular parole officers for more effective supervision of their caseloads.

The Department of Probation and Parole was expanded during the year with an additional six officers, providing a total of 24—one for each district judge in the State.

Idaho also is implementing the Neighborhood Probation Center which features a centralized program offering a variety of services for delinquents and youngsters in trouble.

Corrections. The State's first regional jail was constructed at Wallace to serve 16 communities. It provides detention facilities for 14 juveniles and 41 adults. It is the first facility in the northern portion of the State which meets the statutory requirements for the separation of adult and juvenile prisoners.

Bomb disposal. In Boise, which has Idaho's largest municipal police department, two explosive ordnance disposal technicians, trained under LEAA's Hazardous Devices Training Course, established a full-time Explosive Ordnance Disposal Unit. The program will give southwestern Idaho a capability for bomb disposal for

the first time—eliminating the long wait for the arrival of military personnel stationed several hundred miles away.

OREGON

Portland High Impact Program. Portland's High Impact plan includes 27 projects and emphasizes crime prevention and rehabilitation. The city plans to allocate 70 percent of its Impact funding for prevention and rehabilitation programs.

The first action project to be implemented in Portland is a \$173,000 program to improve street lighting in three high-crime neighborhoods.

Portland is also establishing a **Crime Prevention Bureau** under a \$27,743 grant. The Bureau will establish block programs utilizing property identification and public education efforts to reduce vulnerability to burglary and street crime.

Courts. The Governor's Commission on Judicial Reform, a special group appointed to study the judicial system and the role of public attorneys, began work on recommendations for statutory, constitutional, and administrative improvements in the system.

A **sentencing manual**, under preparation by the Oregon College of Education, will deal with all facets of sentencing, including presentence considerations, probation, commitment, authority, mental incompetency, work release, and similar programs.

Corrections. For the first time in Oregon's history a multijurisdictional examination of the corrections system was undertaken. It includes a jail feasibility study that will provide qualitative and quantitative information on every jail in the State as an initial step in recommending system improvements. Initial recommendations have focused on the increased use of alternatives to incarceration, institutional programs involving education and recreation, and postrelease programs.

Juvenile delinquency. Oregon has several programs to prevent juvenile delinquency.

A **School Liaison and Preventive Team** provides classes and demonstrations on such subjects as drug education, bicycle safety, and hitchhiking. Criminal justice agencies are cooperating with schools to devise instructional materials and lesson plans for incorporation into the school curriculum.

Counseling in public schools, particularly the elementary and junior high schools has been initiated to

provide an early identification of high risk, delinquent-prone youths so that community resources can be brought to bear upon the problems facing the child and his family. Two-thirds of the delinquency-prone youngsters involved in this program are being diverted from criminal behavior.

WASHINGTON

Corrections. Corrections received major attention during the year. A task force on jail improvement will develop proposals for comprehensive regional planning.

Other corrections studies reviewed current correctional programs and decisionmaking processes.

Courts. A \$107,300 grant to King County to accelerate the trial of felony cases has reduced the time from arraignment to trial from 100 days to 26.9 days. The backlog of indigent defense cases has almost been eliminated since a lawyer was assigned to this task.

Information systems. LEAA funds totaling \$516,000 supported the first phase of a computerized Identification Section designed to improve the speed and reliability of positive criminal identification and provide state clearinghouse service. The 3-year project is directed by the State patrol and will ultimately cost \$1.3 million.

Personnel development received substantial attention through the improvement of training programs for all police personnel, public defenders, judges, corrections personnel, and criminal justice system administrators.

Law enforcement training. Training programs emphasized understanding human behavior and a thorough understanding of the criminal justice system.

In the past 2 years, the **Community Resources Training Center** has graduated 1,034 students in 71 criminal justice programs. The Criminal Justice Education and Training Center, also in its second year, held 42 courses, seminars, and workshops attended by 1,277 persons representing all criminal justice disciplines.

Two important **Indian projects** were funded during the year. The **Makah Tribe** received \$93,578 for an adult correctional center housing a tribal courtroom, police department, and 1-day holding facility. The **Yakima Indian Nation** received \$124,949 for a 5-phase study of Indian problems dealing with jurisdiction, prosecution, and tribal courts.

Table 1.—Allocation of Fiscal Year 1972 Planning and Block Action Funds by State

[Amounts in thousands]

State	Planning (part B)	Block action (part C)	Block (part E)	State	Planning (part B)	Block action (part C)	Block (part E)
Alabama.....	\$ 593	\$ 6,915	815	Nevada.....	\$ 171	\$ 981	\$ 116
Alaska.....	143	607	71	New Hampshire.....	206	1,481	175
Arizona.....	354	3,559	419	New Jersey.....	1,126	14,388	1,696
Arkansas.....	375	3,862	455	New Mexico.....	245	2,040	240
California.....	2,957	40,060	4,721	New York.....	2,704	36,522	4,304
Colorado.....	416	4,432	522	North Carolina.....	828	10,203	1,202
Connecticut.....	534	6,088	717	North Dakota.....	188	1,240	146
Delaware.....	178	1,100	130	Ohio.....	1,625	21,386	2,520
Florida.....	1,072	13,631	1,606	Oklahoma.....	466	5,138	605
Georgia.....	757	9,215	1,086	Oregon.....	399	4,199	495
Hawaii.....	210	1,546	182	Pennsylvania.....	1,788	23,679	2,790
Idaho.....	202	1,431	169	Rhode Island.....	236	1,907	225
Illinois.....	1,691	22,314	2,629	South Carolina.....	471	5,201	613
Indiana.....	844	10,428	1,229	South Dakota.....	195	1,337	158
Iowa.....	504	5,672	668	Tennessee.....	662	7,878	928
Kansas.....	422	4,516	532	Texas.....	1,703	22,480	2,649
Kentucky.....	561	6,464	762	Utah.....	251	2,127	251
Louisiana.....	622	7,315	862	Vermont.....	164	893	105
Maine.....	243	1,995	235	Virginia.....	766	9,333	1,100
Maryland.....	662	7,875	928	Washington.....	588	6,845	807
Massachusetts.....	914	11,422	1,346	West Virginia.....	350	3,502	413
Michigan.....	1,371	17,819	2,100	Wisconsin.....	733	8,870	1,045
Minnesota.....	645	7,639	900	Wyoming.....	148	667	79
Mississippi.....	417	4,451	524	District of Columbia.....	208	1,519	179
Missouri.....	770	9,391	1,107	American Samoa.....	104	56	7
Montana.....	199	1,394	164	Guam.....	113	175	21
Nebraska.....	312	2,979	351	Puerto Rico.....	485	5,401	636
				Virgin Islands.....	109	127	15
Total.....					\$35,000	\$413,695	\$48,750

**Table 2.—Allocation of Fiscal Year 1972 Part C Action Funds
by Program Categories and by State**

State	Funds available	Upgrading personnel	Prevention of crime	Juvenile delinquency	Detection and apprehension of criminals	Prosecution, court and law reform	Correction and rehabilitation	Organized crime	Civil disorders	Community relations	Research and development	Construction
Alabama	\$6,915,000	\$895,893	\$631,052	\$649,194	\$2,707,143	\$898,950	\$872,106	\$48,407	\$132,968	\$79,287		
Alaska	1,000,000	251,200	45,000	30,000	100,000	95,000	130,000	25,000	18,800	5,000	\$300,000	
American Samoa	120,000	22,500	2,000	5,475	70,800	6,000	12,225				1,000	
Arizona	3,559,000	562,800	87,530	130,720	1,451,900	244,475	106,875	205,950	224,875	31,000	93,875	\$419,000
Arkansas	3,862,000	580,500	90,246	737,400	320,000	595,947	212,000	130,000	97,240	100,000	308,500	690,167
California	40,060,000	3,688,282	4,792,768	5,337,158	11,703,791	2,393,036	4,931,647	2,184,075	1,272,673	1,920,257	1,836,313	
Colorado	4,432,000	120,000	80,000	739,000	962,000	416,000	660,000	140,000	40,000	100,000	775,000	400,000
Connecticut	6,088,000	788,000	795,000	1,184,500	2,041,500	796,200	311,000	1,800		120,000		50,000
Delaware	1,210,000	118,954	325,000	306,100	161,000	74,900	103,546	15,000	50,500	5,000	50,000	
D.C.	1,671,000	67,575		354,186	220,543	291,419	483,539		61,750		191,988	
Florida	13,631,000	1,361,028	429,352	1,973,712	2,989,643	616,299	1,968,229	164,448	238,959	821,229	758,099	2,310,002
Georgia	9,215,000	548,607	990,238	1,279,135	2,091,452	1,245,020	705,026	267,835	193,585	44,167	1,099,585	750,350
Guam	300,000	57,936	12,000	43,155	39,422	24,187			12,000	21,800	11,000	78,500
Hawaii	1,701,000	275,000	33,800	447,500	364,000	197,000	33,600	125,000	20,000	18,750	186,350	
Idaho	1,575,000	70,092		161,180	855,846	34,297	365,210	56,190	10,124		22,061	
Illinois	22,314,000	2,600,000	410,000	1,004,000	839,000	2,600,000	3,510,000	600,000	1,925,000		4,500,000	4,326,000
Indiana	10,428,000	1,268,000	927,970	1,995,900	2,807,330	714,000	1,910,950	374,000	17,000	52,850	360,000	
Iowa	5,672,000	590,000	680,640		1,799,120	680,640	1,701,440		50,000		170,160	
Kansas	4,516,000	580,000	561,600	823,200	926,400	314,600	823,200	160,000	105,000	105,000	117,000	
Kentucky	6,464,000	1,227,698	473,584	803,875	1,623,018	536,092	1,411,525			37,500	350,708	
Louisiana	7,315,000	351,540	764,365	642,068	1,502,112	1,738,006	880,214	255,376	221,319	60,000		900,000
Maine	1,995,000	489,953	255,000	65,500	40,000	224,000	359,797	5,000	5,000		525,000	25,750
Maryland	7,875,000	729,500	1,322,562	1,961,000	289,938	1,337,000	1,533,000	59,000	15,000	203,000	425,000	
Massachusetts	11,422,000	605,000	1,960,803	1,572,133	2,356,097	2,098,967	1,481,000	105,000		155,000	1,088,000	
Michigan	17,819,000	1,616,000	585,000	3,297,000	4,006,000	1,731,000	2,875,000	1,227,000	880,000	500,000	517,000	585,000
Minnesota	7,639,000	900,000	2,420,000	640,000	294,000	1,165,000	1,325,000	100,000			555,000	240,000
Mississippi	4,451,000	939,300	170,000	856,100	1,368,400	150,000	535,900	91,950	25,000	182,250	132,100	
Missouri	9,391,000	1,184,854	522,866	1,845,625	2,825,672	1,349,871	1,282,037	102,782	130,314	52,000	94,979	
Montana	1,534,300	233,000	175,000	275,500	486,500	50,500	140,000	3,500	25,000		115,000	30,000
Nebraska	2,979,000	312,750	80,000	616,800	1,248,750	148,500	433,000	3,000	38,000	10,000	89,000	
Nevada	1,080,000	100,000		51,000	272,100	192,000	37,000				210,900	217,000
New Hampshire	1,630,000	93,610	47,000	241,000	608,890	193,000	266,000	20,000	21,500	84,000	55,000	
New Jersey	14,388,000	675,000	2,475,000	2,173,000	2,305,000	1,975,000	3,039,000	1,065,000	621,000		60,000	
New Mexico	2,040,000	379,960	31,189	396,477	447,929	222,197	389,380	25,000	62,305	20,400	46,543	18,620
New York	36,522,000	4,789,000	9,760,000	2,530,000	1,300,000	4,800,000	10,142,000	1,096,000	1,305,000		800,000	
N. Carolina	10,203,000	1,320,687	90,242	2,050,536	3,089,357	643,493	1,148,236	57,930	373,575	100,000	701,231	627,713
North Dakota	1,364,000	214,700	60,000		265,790	188,000	455,110		150,400			30,000
Ohio	21,386,000	2,294,810	1,683,101	4,082,240	3,793,942	2,928,230	4,516,100	118,000	404,670	771,200	793,707	
Oklahoma	5,138,000	812,000	100,000	1,145,300	860,000	574,000	205,000			50,000	786,700	605,000
Oregon	4,199,000	237,310	97,500	635,010	1,733,656	578,228	603,616		75,125	19,555	219,000	
Pennsylvania	23,679,000	1,432,084	3,233,147	4,835,488	4,088,741	2,811,080	4,787,232	1,354,250	449,074		614,604	73,300
Puerto Rico	5,401,000	958,900	335,600	816,700	1,022,500	888,300	326,100	56,100	123,300	371,600	175,900	326,000
Rhode Island	2,000,000	125,000	76,000	150,000	688,000	207,000	527,200	100,000	10,000	30,000	86,800	
S. Carolina	5,201,000	1,091,878	107,773	497,799	1,058,473	356,161	1,413,258	127,353	183,025	44,117	321,163	
South Dakota	1,471,000	203,500	35,000	170,000	460,000	112,500	339,000	40,500	12,500	30,000	68,000	
Tennessee	7,878,000	1,404,750	895,000	370,000	2,618,750	616,250	1,338,750	10,000	10,000	232,500	382,000	
Texas	22,480,000	1,382,000	342,000	2,195,000	8,838,000	4,228,000	2,450,000	979,000	190,000	485,000	231,000	1,160,000
Utah	2,127,000	223,000	10,000	65,000	259,000	175,000	330,000	25,000	28,000	528,000	350,000	134,000

**Table 2.—Allocation of Fiscal Year 1972 Part C Action Funds
by Program Categories and by State**

State	Funds available	Upgrading personnel	Prevention of crime	Juvenile delinquency	Detection and apprehension of criminals	Prosecution, court and law reform	Correction and rehabilitation	Organized crime	Civil disorders	Community relations	Research and development	Construction
Vermont-----	1,000,000	215,500	5,000	81,775	439,791	81,000	19,094	2,840	9,000	15,000	26,000	105,000
Virginia-----	9,333,000	1,126,250	790,000	1,900,000	2,126,250	695,000	550,000	250,000	250,000	215,500	330,000	1,100,000
Virgin Islands-----	300,000	27,000	55,000	45,200	77,800	-----	95,000	-----	-----	-----	-----	-----
Washington-----	6,845,000	358,000	405,000	1,575,000	2,170,000	853,000	1,149,000	150,000	25,000	50,000	110,000	-----
West Virginia-----	3,502,000	555,000	236,115	585,000	885,000	317,000	725,000	5,000	20,000	90,000	83,885	-----
Wisconsin-----	8,870,000	810,000	725,000	2,410,000	1,640,000	1,920,000	880,000	40,000	235,000	50,000	160,000	-----
Wyoming-----	1,000,000	213,000	20,000	142,000	345,500	54,250	125,250	80,000	-----	-----	20,000	-----
Totals-----	416,190,000	44,078,901	41,238,043	58,919,841	89,885,846	48,375,595	66,953,392	12,052,286	10,368,581	7,810,962	21,305,151	15,201,402

NOTE.—Small State supplements from discretionary grant funds, totalling \$2,495,000 are included in these figures. The \$5,000 Small State allocation for Maine is not included.

Table 3.—Fiscal Year 1972 Part C Discretionary Grant Abstracts

[Listed by State within each region]

National Scope

72-DF-99-0001—\$157,660.

Grantee—Washington, D.C. SPA.

Subgrantee—Washington, D.C.

Title—Organized Crime Intelligence Unit.

Project summary—Establish a unit to determine extent of organized crime in Washington, D.C., provide central file on subjects and enhance prosecutorial abilities.

72-DF-99-0002—\$130,000.

Grantee—California SPA.

Subgrantee—Los Angeles Police Department.

Title—National Advisory Commission on Criminal Justice Standards and Goals—Police Task Force.

Project summary—Develop national standards, goals, and priorities for reducing crime in America and upgrading law enforcement, courts, and corrections.

72-DF-99-0003—\$140,000.

Grantee—Texas SPA.

Subgrantee—None.

Title—Corrections Task Force.

Project summary—Develop national standards, goals, and priorities in the field of correctional services.

72-DF-99-0004—\$236,481.

Grantee—Washington, D.C. SPA.

Subgrantee—American Academy of Judicial Education.

Title—American Academy of Judicial Education.

Project summary—Provide quality educational services to judges of limited and special jurisdictions.

72-DF-99-0005—\$99,830.

Grantee—Washington, D.C. SPA.

Subgrantee—National Legal Aid and Defender Association.

Title—National Defender Survey.

Project summary—Finance a major survey into criminal defender services throughout the country.

72-DF-99-0006—\$449,735.

Grantee—West Virginia SPA.

Subgrantee—National Governor's Conference.

Title—State Criminal Justice Action Program.

Project summary—Provide staff to facilitate the exchange of information, arrange for State-to-State technical assistance efforts, conduct research for Governors and State Criminal Justice planning agencies, etc.

72-DF-99-0007—\$61,534.

Grantee—Nevada SPA.

Subgrantee—National College of the State Judiciary.

Title—Appellate Judges Conference Seminars.

Project summary—Continue seminars begun in 1971 and develop a new and more relevant curriculum for law programs.

73-DF-99-0008—\$140,000.

Grantee—Massachusetts SPA.

Subgrantee—Task Force on Community Crime Prevention.

Title—Community Crime Prevention Task Force.

Project summary—Establish a Community Crime Prevention Task Force to develop national goals, standards, and priorities.

72-DF-99-0009—\$182,040.

Grantee—Kentucky SPA.

Subgrantee—School of Police Administration.

Title—National Crime Prevention Institute.

Project summary—Continuation of 71-DF-704. Extend training sessions to familiarize department command officers with the latest concepts in crime prevention.

72-DF-99-0010—\$103,467.

Grantee—Washington, D.C. SPA.

Subgrantee—American Bar Association.

Title—Nationwide Implementation of ABA Standards for Criminal Justice.

Project summary—Support implementation of ABA criminal justice standards to all criminal justice agencies.

72-DF-99-0011—\$95,410.

Grantee—Florida SPA.

Subgrantee—City of Miami.

Title—Miami Police Disorder Response Project.

Project summary—Police coverage for the National Democratic Political Convention in July, 1972.

72-DF-99-0012—\$128,770.

Grantee—New York SPA.

Subgrantee—Institute of Judicial Administration.

Title—Evaluation of National Impact for ABA Standards of Criminal Justice.

Project summary—Consolidation of 17 ABA standards volumes into 1 volume.

72-DF-99-0013—\$218,375.

Grantee—Mississippi SPA.

Subgrantee—None.

Title—Explosives Ordnance Disposal Training for Public Safety Personnel.

Project summary—Continuation of 71-DF-644. Provide for continuation of hazardous devices course.

72-DF-99-0015—\$29,939.

Grantee—Florida SPA.

Subgrantee—Florida Department of Law Enforcement.

Title—State Law Enforcement Officers Training in Preparation for Security and Control at the 1972 Political Convention.

Project summary—Provide for proper training in security, riot prevention, and handling of problems that may arise at the political convention.

REGION 1

72-DF-01-001—\$15,500.

Grantee—Maine SPA.

Subgrantee—City of Portland.

Title—Model Police Unit.

Project summary—Continuation of 71-DF-519. Providing travel, tuition, and subsistence for two Portland police at Delinquency Control Institute at U.S.C. and other training institutes.

72-DF-01-0002—\$107,065.

Grantee—Rhode Island SPA.

Subgrantee—Rhode Island SPA.

Title—Rhode Island Interagency Law Enforcement Information.

Project summary—Implement an interagency system of communications and information. Microwave communications equipment will be purchased and used by local, State, and National Guard.

72-DF-01-0003—\$36,590.

Grantee—Vermont SPA.

Subgrantee—State of Vermont.

Title—State Narcotics Control Programs.

Project summary—Will develop 9-month drug unit to conduct and coordinate a comprehensive enforcement, information, and education program to curb illegal drug activities throughout the State.

72-DF-01-0004—\$12,000.

Grantee—Connecticut SPA.

Subgrantee—Central Connecticut Regional Planning Agency.

Title—Police Legal Advisor.

Project summary—Legal advisor to police chief in each area will perform administrative and policy planning, police operations, training, and prosecutor court liaison. Continuation of 71-DF-590.

72-DF-01-0005—\$23,601.

Grantee—Rhode Island SPA.

Subgrantee—Roger Williams College.

Title—Law Center—Roger Williams.

Project summary—Workshop training to improve criminal justice administration.

72-DF-01-0006—\$19,425.

Grantee—Maine SPA.

Subgrantee—City of Portland.

Title—Youth Aid Bureau.

Project summary—Continuation of 71-DF-647. Supplements staff salary and supports an in-service training position.

72-DF-01-0007—\$34,000.

Grantee—Maine SPA.

Subgrantee—City of Portland.

Title—Model Police Unit Expansion.

Project summary—Expand the Portland Model Police Unit to include foot patrolmen with juvenile training and four officers with narcotics training.

72-DF-01-0008—\$60,000.

Grantee—Massachusetts SPA.

Subgrantee—Massachusetts Department of Public Safety.

Title—Community Assistance Group.

Project summary—Continue technical assistance to State and local communities in crisis intervention, conflict resolution, and disorder control.

72-DF-01-0009—\$7,500.

Grantee—Connecticut SPA.

Subgrantee—City of Hartford.

Title—Psychiatric Consultant.

Project summary—Provides for continuation of the services of a psychiatric consultant.

72-DF-01-0010—\$55,983.

Grantee—Vermont SPA.

Subgrantee—Department of Budget and Management.

Title—Analysis and Design of a Vermont Criminal Justice Information.

Project summary—A comprehensive criminal justice information system to be designed and implemented over a multiyear program. Study of the flow and use of information, and methods of handling information.

72-DF-01-0011—\$11,250.

Grantee—Massachusetts SPA.

Subgrantee—Quincy Police Department.

Title—Police Legal Advisor.

Project summary—Continuation of 71-DF-560. Advisor assists personnel in legal matters, supreme court decisions, police operational procedures, and teaches at Police Academy.

72-DF-01-0012—\$53,865.

Grantee—Connecticut SPA.

Subgrantee—City of Hartford.

Title—Burglary Squad Rotation.

Project summary—Continuation of 70-DF-079. A 20-man special antiburglary squad.

72-DF-01-0013—\$11,250.

Grantee—Massachusetts SPA.

Subgrantee—Commission of Massachusetts Department of Public Safety.

Title—Police Advisor.

Project summary—Full-time legal assistance to Massachusetts Department of Public Safety for advice, interpretations, and consultations.

72-DF-01-0014—\$149,000.

Grantee—New Hampshire SPA.

Subgrantee—None.

Title—Small State Supplement.

72-DF-01-0015—\$609,335.

Grantee—Massachusetts SPA.

Subgrantee—New England Organized Crime Intelligence System.

Title—New England Organized Crime Intelligence System.

Project summary—Comprehensive data collection network, intelligence analysis and dissemination center, and strategy and countermeasures module.

72-DF-01-0016—\$60,000.

Grantee—Massachusetts SPA.

Subgrantee—Massachusetts Department of Public Safety.

Title—Forensic Science Improvement Laboratory Expansion.

Project summary—Continuation of 71-DF-529. Strengthen the quality of services offered by the crime laboratory to municipal police departments.

72-DF-01-0017—\$64,910.

Grantee—Massachusetts SPA.

Subgrantee—City of Boston.

Title—Boston High School Crisis Response Program.

Project summary—To improve school disorder prevention capability, funds will be used to hire minority teaching interns from local university education programs, to aid newly-formed student-faculty-parent school advisory councils and to encourage cooperative efforts among school and police and other city/community agencies.

72-DF-01-0018—\$23,823.

Grantee—New Hampshire SPA.

Subgrantee—State Department of Education.

Title—Development of Statewide Criminal Justice Standards and Training Systems.

Project summary—Continuation of 70-DF-250. Continuation of police basic training in drug abuse control, juvenile delinquency, etc.

72-DF-01-0019—\$104,040.

Grantee—Connecticut SPA.

Subgrantee—Connecticut Department of Community Affairs.

Title—Public Housing Police Authority.

Project summary—To recruit and train 11 community residents who will constitute a police force for the community. Under direction of Bridgeport Police Department.

72-DF-01-0020—\$16,344.

Grantee—New Hampshire SPA.

Subgrantee—State of New Hampshire.

Title—Law Enforcement Statistical Report System.

Project summary—Expand and improve the State's mandatory Criminal Record and Records System and train police agencies contributing to the system.

72-DF-01-0021—\$27,075.

Grantee—Maine SPA.

Subgrantee—Criminal Division, Attorney-General Department.

Title—Law Enforcement Education Program.

Project summary—Goal is publication of a loose-leaf law enforcement officers manual, providing guidelines concerning legal aspects of officer's duties and responsibilities.

72-DF-01-0022—\$51,245.

Grantee—Maine SPA.

Subgrantee—Cumberland County.

Title—Cumberland County Regional Service Unit.

Project summary—To create a regional narcotics squad to combat drug traffic in Cumberland County.

72-DF-01-0023—\$93,000.

Grantee—Rhode Island SPA.

Subgrantee—None.

Title—Rhode Island SPA Small State Supplement.

72-DF-01-0024—\$38,180.

Grantee—New Hampshire SPA.

Subgrantee—City of Manchester.

Title—Crisis Intervention Center.

Project summary—Establish a Drop-In Center for Manchester youth affording information, referral services and social and recreational programs.

72-DF-01-0025—\$45,521.

Grantee—Rhode Island SPA.

Subgrantee—Governor's Council on Youth.

Title—Economic and Self Development Program for Youth (Call-a-Teen).

Project summary—Provide income and self-improvement for delinquency-prone youth by helping them to obtain education and vocational and functional skills.

72-DF-01-0026—\$6,280.

Grantee—Connecticut SPA.

Subgrantee—Connecticut Citizens for Judicial Modernization.

Title—Citizens Conference on the Connecticut Courts.

Project summary—Two-day conference of Connecticut courts on administration of justice, judicial selection and tenure, court organization and administration, research needs.

72-DF-01-0027—\$107,000.

Grantee—Vermont SPA.

Subgrantee—None.

Title—Vermont Small State Supplement.

REGION 2

72-DF-02-0001—\$7,500,000.

Grantee—New York SPA.

Subgrantee—Criminal Justice Coordinating Council.

Title—Special Narcotics Court in the City of New York.

Project summary—Implement a more effective, expeditious prosecution of felony narcotics cases in New York City.

72-DF-02-0002—\$96,445.

Grantee—New Jersey SPA.

Subgrantee—Hoboken Model Cities.

Title—Juvenile Delinquency Prevention Package.

Project summary—A three-point program to reduce juvenile delinquency—educational and rehabilitation center, recreational activity center, and drug educational effort.

72-DF-02-0003—\$130,600.

Grantee—New Jersey SPA.

Subgrantee—Department of Parks and Public Property.

Title—Comprehensive Program for Prevention of Juvenile Delinquency.

Project summary—Develop a comprehensive youth service program to expand recreational, educational, and training activities.

72-DF-02-0004—\$98,740.

Grantee—New Jersey SPA.

Subgrantee—City of East Orange.

Title—Juvenile Delinquency Prevention.

Project summary—Implement a youth patrol project to improve police-community relations and strengthen the City's effort to recruit and train qualified youths for police work.

72-DF-02-0005—\$56,000.

Grantee—New Jersey SPA.

Subgrantee—Essex County Board of Chosen Freeholders.

Title—Plans and Specification for Essex County Police Academy.

Project summary—Planning for construction of a law enforcement training academy that will train personnel from 22 municipal police departments.

72-DF-02-0006—\$11,250.

Grantee—New York SPA.

Subgrantee—City of Niagara Falls.

Title—Police Manpower Improvement—Legal Advisor.

Project summary—Continuation of support for a full-time legal advisor.

72-DF-02-0007—\$120,000.

Grantee—New Jersey SPA.

Subgrantee—New Jersey SPA.

Title—Expansion of Central Laboratory and Establishment of Regional Laboratories.

Project summary—Second-year funding to expand the existing Central Forensic Sciences Lab and establish two additional regional labs.

72-DF-02-0008—\$120,453.

Grantee—New York SPA.

Subgrantee—County of Nassau.

Title—C.W. Post College Degree Granting Program in Criminal Justice.

Project summary—Upgrade professional capabilities of criminal justice personnel in Nassau County through college study in criminal justice.

72-DF-02-0009—\$137,607.

Grantee—Puerto Rico SPA.

Subgrantee—Municipality of San Juan.

Title—San Juan Youth Development Office.

Project summary—Expand San Juan Youth Development office to curb delinquency in San Juan.

72-DF-02-0010—\$124,976.

Grantee—New York SPA.

Subgrantee—City School District of Rochester.

Title—School Security System.

Project summary—Expansion and continued presence of specially selected and trained sentries within school buildings and adjacent areas to prevent and control disturbances and crimes.

72-DF-02-0011—\$64,497.

Grantee—New York SPA.

Subgrantee—Research Foundation of State University of New York.

Title—Disorder Reduction through Effective Campus Administration of Justice.

Project summary—Reduction of campus tensions by increasing communications, development of criminal justice models and preparation of standards and training materials on campus justice issues.

72-DF-02-0012—\$327,900.

Grantee—New Jersey SPA.

Subgrantee—Department of Law and Public Safety.

Title—Expanded Investigation and Prosecution of Organized Crime.

Project summary—Expand and improve capabilities of State and local law enforcement agencies in investigation and prosecution of organized crime.

72-DF-02-0013—\$99,646.

Grantee—New Jersey SPA.

Subgrantee—Department of Law and Public Safety.

Title—Special Services Bureau.

Project summary—Continuation of 70-DF-248. Special technical assistance by New Jersey State Police to all requesting agencies on State and local level.

72-DF-02-0014—\$13,550.

Grantee—New York SPA.

Subgrantee—New York State Senate.

Title—Model Security Legislation for State Legislature.

Project summary—Finance drafting of a model law on State Legislative Security, by balancing public rights with security needs, administration of the law and suspension.

72-DF-02-0015—\$39,089.

Grantee—New Jersey SPA.

Subgrantee—Union County Board of Chosen Freeholders.

Title—Union County Narcotics Strike Force.

Project summary—An additional laboratory technician, a vehicle and support equipment will be added to the State drug program.

72-DF-02-0016—\$21,750.

Grantee—New Jersey SPA.

Subgrantee—Union County Board of Chosen Freeholders.

Title—Civil Disorders Tactical Force.

Project summary—One hundred new personnel, drawn from all municipalities within Union County will be trained and added to the tactical force.

72-DF-02-0017—\$12,500.

Grantee—New York SPA.

Subgrantee—National Association of State Drug Abuse Program Coordinators.

Title—Interstate Technical Assistance Drug Abuse Program.

Project summary—Conduct four workshops to provide each State with guidance to structure an administrative plan and design system for program coordination mandated by Federal legislation.

72-DF-02-0018—\$173,000.

Grantee—Virgin Islands SPA.

Subgrantee—None.

Title—Virgin Islands Small State Supplement.

REGION 3

72-DF-03-0001—\$52,000.

Grantee—Pennsylvania SPA.

Subgrantee—County of Allegheny.

Title—Completed Engineering Study of Emergency Communications Network.

Project summary—Establish a communications and records information center, initially combining the county system with 16 police departments with provisions for expansion.

72-DF-03-0002—\$155,637.

Grantee—Pennsylvania SPA.

Subgrantee—City of Philadelphia.

Title—Mechanism for Coordinating Law Enforcement and Addictive Disease.

Project summary—Reduce drug-related crimes by developing treatment programs.

72-DF-03-0003—\$199,806.

Grantee—Virginia SPA.

Subgrantee—Virginia Probation and Parole Board.

Title—Demonstration of Adequate Services Effect on Court time.

Project summary—Demonstrate the effects of adequate probation and parole services on court time and institutional commitments.

72-DF-03-0004—\$74,950.

Grantee—Maryland SPA.

Subgrantee—Mayor of Baltimore.

Title—Baltimore City Mayor's Council on Criminal Justice.

Project summary—Establish a criminal justice council composed of the heads of the city's major criminal justice agencies and representatives of cooperating State agencies.

72-DF-03-0005—\$85,000.

Grantee—West Virginia SPA.

Subgrantee—Huntington Police Department.

Title—Improved Police Services and Operations.

Project summary—Improve police services, provide dependable and immediate emergency service, and increase opportunities for those not meeting departmental requirements.

72-DF-03-0006—\$17,000.

Grantee—Delaware SPA.

Subgrantee—Department of Public Safety.

Title—Public Opinion Analysis Program.

Project summary—Improvement of police/community relations by surveying attitudes toward police.

72-DF-03-0007—\$22,566.

Grantee—Maryland SPA.

Subgrantee—Baltimore County Police Department.

Title—Formation of Statistical Analysis Unit.

Project summary—Establish a statistical analysis capability within the Baltimore County Police Department, in cooperation with Department of Data Processing.

72-DF-03-0008—\$127,500.

Grantee—Virginia SPA.

Subgrantee—City of Norfolk.

Title—Police Information and Document Retrieval System.

Project summary—Support the first year's operation of a fully automated information and retrieval system.

72-DF-03-0009—\$126,229.

Grantee—Virginia SPA.

Subgrantee—City of Richmond.

Title—Comprehensive Crime Control Helicopter Project.

Project summary—Reduction of burglaries, robberies and auto thefts by daily 16-hour patrol by two leased helicopters.

72-DF-03-0010—\$229,383.

Grantee—West Virginia SPA.

Subgrantee—Purchasing Practices and Procedures Commission.

Title—West Virginia Statewide Organized Crime Intelligence Unit.

Project summary—Continuation of 70-DF-167. Supports a purchasing practices and procedures commission authority investigating competitive practices.

72-DF-03-0011—\$125,000.

Grantee—Maryland SPA.

Subgrantee—Department of Police.

Title—Police Tactical Unit.

Project summary—Reduction of robberies by police tactical unit using newly available crime data and specialized training.

72-DF-03-0012—\$45,642.

Grantee—Delaware SPA.

Subgrantee—Office of Chief Judge.

Title—Family Offender Transaction Statistical Project.

Project summary—Provide for an accurate and efficient information system of the three family courts in Delaware.

72-DF-03-0013—\$90,000.

Grantee—District of Columbia SPA.

Subgrantee—Bureau of Human Resources.

Title—Project CROWN.

Project summary—Cover administrative, other salaries and related expenses to implement this program, which demonstrates methods to prevent and control juvenile and adult crimes.

72-DF-03-0014—\$116,176.

Grantee—Delaware SPA.

Subgrantee—Division of Adult Corrections.

Title—Pretrial Release Program

Project summary—Continue and expand pretrial release program, including hiring personnel, purchasing automobiles and testing for use of drugs.

72-DF-03-0015—\$110,000.

Grantee—Delaware SPA.

Subgrantee—None.

Title—Delaware Small State Supplement.

72-DF-03-0016—\$250,000.

Grantee—Delaware SPA.

Subgrantee—Division of Drug Abuse Control.

Title—Criminal Justice Drug Treatment Project.

Project summary—Designed as an alternative to incarceration—identification, screening and referral system; develop and upgrade treatment services; residential treatment center for males and females.

72-DF-03-0017—\$500,000.

Grantee—Pennsylvania SPA.

Subgrantee—City of Philadelphia.

Title—Treatment Alternatives to Street Crime.

Project summary—Treatment as alternatives to incarceration to reduce drug abuse and recidivism.

72-DF-03-0018—\$27,450.

Grantee—Delaware SPA.

Subgrantee—Department of Justice.

Title—Organization and Management Information Study.

Project summary—To optimize the State Department of Justice's recordkeeping and information-handling techniques to keep pace with the developing statewide Criminal Law Uniform Enforcement System (CLUES).

72-DF-03-0019—\$41,340.

Grantee—Pennsylvania SPA.

Subgrantee—Pennsylvania Association for Retarded Children.

Title—Delinquency Retardation and Law Enforcement in Delaware Valley.

Project summary—A conference for 300 representatives to train them in recognizing behavior of retarded people in encounters with law enforcement personnel.

72-DF-03-0020—\$52,900.

Grantee—District of Columbia SPA.

Subgrantee—None.

Title—LEAA-Internal Revenue Service Special Agent Basic School.

Project summary—Continuation of 70-DF-034 and 70-DF-164. Technical assistance to state and local law enforcement units assigned responsibility for investigating organized criminal activity.

72-DF-03-0021—\$44,447.

Grantee—West Virginia SPA.

Subgrantee—Office of Attorney General.

Title—Prosecutor Training Coordination Section.

Project summary—Support for coordinating seminars and program for collection and dissemination of material to assist prosecutors.

72-DF-03-0022—\$98,394.

Grantee—West Virginia SPA.

Subgrantee—None.

Title—A Comprehensive Study of Substantive Laws, Rules and Procedures and Administrative Structure of West Virginia's Judicial System.

Project summary—Intensive evaluation of West Virginia's court system.

REGION 4

72-DF-04-0003—\$13,680.

Grantee—Georgia SPA.

Subgrantee—City of Griffin.

Title—School Disorder Prevention Program.

Project summary—Hire six neighborhood communications officers to aid in planning community council, recreational activities, school programs, and help develop a school disorder prevention and control plan.

72-DF-04-0004—\$81,319.

Grantee—North Carolina SPA.

Subgrantee—City of Winston-Salem.

Title—Expansion of Community Services and Juvenile Units.

Project summary—Continuation of two projects to promote respect and understanding police by youth.

72-DF-04-0005—\$87,621.

Grantee—South Carolina SPA.

Subgrantee—City of Columbia.

Title—Improvement of Law Enforcement-Detention-Court Arrangement.

Project summary—Provide improved communication services, improved conditions at the city jail, and renovation of municipal court.

72-DF-04-0006—\$58,580.

Grantee—South Carolina SPA.

Subgrantee—Legislative-Governor's Magistrate.

Title—Legislative-Governor's Magistrate Criminal Justice Training.

Project summary—Establish a training program for approximately 360 magistrates.

72-DF-04-0007—\$60,000.

Grantee—Mississippi SPA.

Subgrantee—City of Jackson.

Title—Development of Police Community Service Centers.

Project summary—Employment of personnel to expand the Community Relations Division of the Police Department to service low-income and minority group areas.

72-DF-04-0008—\$44,000.

Grantee—Mississippi SPA.

Subgrantee—University of Mississippi.

Title—Law Student Interns in Defender Offices.

Project summary—Support law student interns to work under Public Defender in preparation of indigent criminal cases.

72-DF-04-0009—\$14,250.

Grantee—North Carolina SPA.

Subgrantee—City of Winston-Salem.

Title—Police Legal Advisor.

Project summary—Continuation of employment of police legal advisor.

72-DF-04-0010—\$11,250.

Grantee—Florida SPA.

Subgrantee—City of Miami.

Title—Police Legal Advisor.

Project summary—Employ an advisor to assist police in administrative and operational procedures.

72-DF-04-0012—\$143,700.

Grantee—Georgia SPA.

Subgrantee—Office of the Governor.

Title—Coordinating Control of Narcotics Addiction in Georgia.

Project summary—Establish a central office for Georgia Narcotics Treatment Program to coordinate drug abuse programs in the State.

72-DF-04-0013—\$225,000.

Grantee—Florida SPA.

Subgrantee—Dade County, Fla.

Title—Program Remedies for Defined Gaps in Criminal Justice System.

Project summary—Implementation of court improvement program, analysis of computer software, alcoholic detention alternative programs, Greater Miami's comprehensive correctional program; epidemiological approach to heroin addiction.

72-DF-04-0014—\$48,415.

Grantee—Florida SPA.

Subgrantee—Florida State University.

Title—Training Campus Police in Community Relations and Emotional Control.

Project summary—Facilitate conflict resolutions among police officers, campus activists and minority groups through human relations training.

72-DF-04-0016—\$129,567.

\$190—Georgia SPA.

Subgrantee—Governor's Commission on Judicial Processing.

Title—Georgia Court Modernization Program.

Project summary—Establish a small staff to coordinate court study reform.

72-DF-04-0017—\$225,000.

Grantee—Tennessee SPA.

Subgrantee—Metro Government of Nashville and Davidson County.

Title—Improvement of Juvenile Court Dispositions—Special Services for Juveniles.

Project summary—A program for identifying and rehabilitating juvenile offenders.

72-DF-04-0018—\$149,700.

Grantee—Florida SPA.

Subgrantee—City of Tampa.

Title—Project INSURE: Infrared Surveillance and Recording Equipment.

Project summary—Purchase of sophisticated electronic surveillance equipment for the detection and apprehension of criminal offenders.

72-DF-04-0019—\$100,000.

Grantee—Florida SPA.

Subgrantee—Orange County.

Title—Regional Impact Study.

Project summary—Development and analysis of a system to deal with crime resulting from the opening of Disney World.

72-DF-04-0020—\$90,929.

Grantee—Alabama SPA.

Subgrantee—City of Huntsville.

Title—Expanded Juvenile Delinquency Program.

Project summary—Implementation of a prevention program, hiring a probation officer and a community service officer, and a youth auxiliary police program.

72-DF-04-0021—\$300,960.

Grantee—Alabama SPA.

Subgrantee—City of Birmingham.

Title—United Narcotics Detail Operation.

Project summary—Establish a united narcotics detail operation.

72-DF-04-0022—\$29,750.

Grantee—Alabama SPA.

Subgrantee—None.

Title—Civil Disorders Technical Assistance Unit.

Project summary—Technical assistance to local units of government and public and private groups on State plans to control civil disorders.

72-DF-04-0023—\$100,000.

Grantee—Kentucky SPA.

Subgrantee—City of Covington.

Title—Large City/County Increased Police Improvement for Model Cities.

Project summary—Expansion of police services to Covington.

72-DF-04-0024—\$49,996.

Grantee—Florida SPA.

Subgrantee—City of Kissimmee.

Title—Crime Prevention in Impact Area.

Project summary—Purchase of police patrol vehicles and implementation of program to prevent increase in crime.

72-DF-04-0025—\$100,000.

Grantee—Mississippi SPA.

Subgrantee—City of Jackson.

Title—Police Tactical Air Patrol.

Project summary—Establishment of an aerial surveillance patrol to improve police response time, increase surveillance, and reduce crime in specific areas.

72-DF-04-0026—\$225,000.

Grantee—South Carolina SPA.

Subgrantee—South Carolina Law Enforcement Division.

Title—Expansion of Criminalistic and Forensic Science Capabilities.

Project summary—Improved and expanded technical training and laboratory facilities at SLED headquarters.

72-DF-04-0027—\$42,000.

Grantee—Georgia SPA.

Subgrantee—Georgia SPA.

Title—Development and Operation of State Organized Crime Prevention.

Project summary—Establishment of an organized crime prevention council to develop a comprehensive and coordinated attempt to determine extent of organized crime in the State.

72-DF-04-0028—\$74,874.

Grantee—North Carolina SPA.

Subgrantee—City of Asheville.

Title—Drug Education and Narcotics Control.

Project summary—Contain the use of hard narcotics at its present level, design an educational drug program to reach all grades (first through college), and establish and maintain general public education program.

72-DF-04-0029—\$20,160.

Grantee—Tennessee SPA.

Subgrantee—City of Memphis.

Title—Police Salary Incentive Plan for Educational Achievement.

Project summary—Implement incentive plan to encourage officers to broaden their educational background.

72-DF-04-0031—\$61,157.

Grantee—Tennessee SPA.

Subgrantee—City of Knoxville.

Title—Metro Narcotics and Dangerous Drugs Enforcement Unit.

Project summary—To curtail narcotics traffic by creation of an 8-man special unit.

72-DF-04-0032—\$108,097.

Grantee—Kentucky SPA.

Subgrantee—Jefferson County.

Title—Twenty-Four Hour Patrol Plan.

Project summary—Purchase 31 police cars to be assigned to officers on a 24-hour-a-day basis.

72-DF-04-0033—\$79,000.

Grantee—Kentucky SPA.

Subgrantee—City of Lexington.

Title—Improvement of Police/Community Cooperation and Understanding.

Project summary—Continuation of 71-DF-502, to enhance police-community cooperation.

72-DF-04-0034—\$89,150.
 Grantee—Georgia SPA.
 Subgrantee—DeKalb County.
 Title—Committing Magistrate and Central Warrants.
 Project summary—Expand the present Recorder's Court to include new Magistrate Court to conduct preliminary and commitment hearings and set bail.

72-DF-04-0035—\$86,768.
 Grantee—Florida SPA.
 Subgrantee—State Attorney 6th Judicial Circuit of Florida.
 Title—Expansion of Florida Law Enforcement/Prosecutorial Capabilities Against Organized Crime.
 Project summary—Establish a special Prosecution Division to provide expanded intelligence, investigative coverage, and develop cases related to organized crime.

72-DF-04-0036—\$73,595.
 Grantee—North Carolina SPA.
 Subgrantee—North Carolina Department of Justice.
 Title—North Carolina Criminal Justice Education and Training Standards Council.
 Project summary—Improve the level of personnel performance in criminal justice community.

72-DF-04-0037—\$15,035.
 Grantee—Georgia SPA.
 Subgrantee—University System of Georgia.
 Title—University System of Georgia Drug Education Program.
 Project summary—Conduct a study of the nature and extent of drug abuse on the 27 State College campuses.

72-DF-04-0038—\$100,000.
 Grantee—Florida SPA.
 Subgrantee—City of Fort Lauderdale.
 Title—Improved Police Communications.
 Project summary—Provide the Police Department with new improved total communications system.

72-DF-04-0039—\$50,732.
 Grantee—Florida SPA.
 Subgrantee—City of Coral Gables.
 Title—Coral Gables Youth Dialogue and Crime Prevention Project.
 Project summary—Designed to prevent youth/community and youth/police conflicts at junior high, high school, and college level.

72-DF-04-0040—\$62,000.
 Grantee—Georgia SPA.
 Subgrantee—City of Atlanta.
 Title—Police Salary Incentive Plan for Educational Achievement.
 Project summary—Program to encourage further educational background and work toward a college degree by police officers.

72-DF-04-0041—\$94,463.
 Grantee—North Carolina SPA.
 Subgrantee—North Carolina Department of Justice.
 Title—North Carolina Uniform Crime Reporting Program.
 Project summary—Five hundred law enforcement agencies are expected to provide statistics to North Carolina's uniform crime reporting system for coordination and dissemination.

72-DF-04-0042—\$27,006.
 Grantee—Alabama SPA.
 Subgrantee—Alabama SPA.
 Title—Manpower Development Technical Assistance Unit.
 Project summary—Placement of a full-time manpower development specialist and secretary on the State planning agency staff.

72-DF-04-0043—\$100,000.
 Grantee—Georgia SPA.
 Subgrantee—City of Savannah.
 Title—Model Neighborhood Crime Prevention Study.
 Project summary—To achieve a prototype system for problem analysis and project planning for model neighborhood area.

72-DF-04-0044—\$23,000.
 Grantee—Tennessee SPA.
 Subgrantee—None.
 Title—Manpower Development Technical Assistance Unit.
 Project summary—Establish a manpower development technical assistance capability in the SPA.

72-DF-04-0045—\$21,421.
 Grantee—North Carolina SPA.
 Subgrantee—None.
 Title—North Carolina Manpower Development Technical Assistance Specialist Unit.
 Project summary—Provide salary for specialist in SPA Office.

72-DF-04-0046—\$121,634.
 Grantee—Kentucky SPA.
 Subgrantee—City of Louisville.
 Title—Law Enforcement Experimental District.
 Project summary—Demonstrate increased communication between police and public, coupled with greater citizen interest and involvement.

72-DF-04-0047—\$150,000.
 Grantee—Florida SPA.
 Subgrantee—City of St. Petersburg.
 Title—Comprehensive Police Improvement Project.
 Project summary—Improvement of the criminal justice system of St. Petersburg.

72-DF-04-0048—\$99,664.
 Grantee—Florida SPA.
 Subgrantee—Dade County.
 Title—Safe Streets Unit.
 Project summary—Continuation of 71-DF-653, special anticrime team which works in the ghetto area of Public Safety Department's Central District.

72-DF-04-0049—\$20,000.
 Grantee—Kentucky SPA.
 Subgrantee—Kentucky SPA.
 Title—Manpower Development Specialist.
 Project summary—Employment of manpower specialist to assist SPA.

72-DF-04-0050—\$147,739.
 Grantee—Alabama SPA.
 Subgrantee—City of Montgomery.
 Title—Expanded School Relations Bureau.
 Project summary—Expansion of program to protect school property and foster better relationships between students, parents, school administrators, and law enforcement officers.

72-DF-04-0051—\$146,489.
 Grantee—Alabama SPA.
 Subgrantee—Mobile County Commission.
 Title—Mobile County Youth Center.
 Project summary—Construction of a community-based juvenile detention center.

72-DF-04-0052—\$25,000.
 Grantee—Mississippi SPA.
 Subgrantee—Office of the Governor.
 Title—Manpower Development Technical Assistance Unit.
 Project summary—Provide a full-time manpower development specialist for the SPA staff.

REGION 5

72-DF-05-0001—\$25,000.
 Grantee—Minnesota SPA.
 Subgrantee—City of St. Paul.
 Title—Criminal Justice Advisory Commission.
 Project summary—Establish a Criminal Justice Advisory Commission to improve coordination in plans and programs of St. Paul criminal justice agencies.

72-DF-05-0002—\$152,300.
 Grantee—Michigan SPA.
 Subgrantee—City of Detroit.
 Title—Detroit-Wayne County Criminal Justice System Coordinating Council.
 Project summary—Continuation of 71-DF-705, support additional staff positions and consultant services on five new projects.

72-DF-05-0003—\$24,505.
 Grantee—Minnesota SPA.
 Subgrantee—St. Louis County.
 Title—County and Village Enforcement Services.
 Project summary—Consolidation and pooling of law enforcement services to demonstrate the efficiency of consolidation to other communities.

72-DF-05-0004—\$166,684.
 Grantee—Wisconsin SPA.
 Subgrantee—City of Milwaukee Health Department.
 Title—Expansion of Forensic Laboratory Services.
 Project summary—Establish a complete, efficient, effective, and responsive lab service to identify all narcotics and dangerous drugs and make service available to police agencies.

72-DF-05-0005—\$48,609.

Grantee—Indiana SPA.

Subgrantee—Indianapolis Police Department.

Title—Criminal Justice Coordinating Council.

Project summary—Improve level of criminal justice planning and coordination.

72-DF-05-0006—\$12,000.

Grantee—Wisconsin SPA.

Subgrantee—City of Milwaukee.

Title—Library Services to Milwaukee Police.

Project summary—Identify library needs of police, make library resources more available and establish a direct point of contact between police and library.

72-DF-05-0007—\$31,746.

Grantee—Minnesota SPA.

Subgrantee—Red Lake Band of Chippewa Indians.

Title—Juvenile Delinquency Control Unit.

Project summary—Establish a Juvenile Delinquency Control Unit.

Project summary—Establish a Juvenile Delinquency Control Unit at the Indian Academy.

72-DF-05-0008—\$146,063.

Grantee—Michigan SPA.

Subgrantee—Wayne County.

Title—Metropolitan Narcotics Squad.

Project summary—Establish a narcotics squad to coordinate the various police agencies in the area.

72-DF-05-0009—\$250,000.

Grantee—Illinois SPA.

Subgrantee—Illinois SPA.

Title—Special Prosecution Unit.

Project summary—Continuation of 70-DF-294; unit expanding into antitrust, official misconduct, revenue, liquor control, general and Federal liaison, and State investigations.

72-DF-05-0010—\$88,311.

Grantee—Ohio SPA.

Subgrantee—City of Akron.

Title—Comprehensive Drug Education Program/Radio Supplement.

Project summary—Supplement provides for replacement of all police transmitters and radios with portable equipment.

72-DF-05-0011—\$229,629.

Grantee—Ohio SPA.

Subgrantee—Ashtabula Council of Governments.

Title—Pilot Comprehensive Drug Education Project.

Project summary—Tri-county enforcement, education and rehabilitation of drug abusers.

72-DF-050012—\$99,993.

Grantee—Michigan SPA.

Subgrantee—City of Ann Arbor.

Title—Improved Police Operations Projects.

Project summary—Finance hiring of a grievance officer for citizens, an administrative assistant to chief of police, conducting of a records system analysis and establishment of a cadet program to upgrade standards of professionals.

72-DF-05-0013—\$86,095.

Grantee—Indiana SPA.

Subgrantee—City of South Bend/St. Joseph County.

Title—Juvenile Delinquency Prevention and Control Program.

Project summary—Expansion of South Bend Youth Service Bureau.

72-DF-05-0014—\$158,957.

Grantee—Illinois SPA.

Subgrantee—Illinois State Police.

Title—Midwest State Police Organization Development Program.

Project summary—Establish a four-State manpower development program through the University of Chicago Industrial Research Center.

72-DF-05-0015—\$131,038.

Grantee—Indiana SPA.

Subgrantee—Indianapolis Police Department.

Title—Reorganization of the Investigative Division.

Project summary—Creation of a nine-man task force with the police department establishment of public education programs, and hiring clerical staff to relieve detectives of routine office work.

72-DF-05-0016—\$3,500.

Grantee—Ohio SPA.

Subgrantee—Canton Police Department.

Title—Incentive Pay for Police Officers.

Project summary—Provide each officer with a differential pay based on academic achievement.

72-DF-05-0017—\$150,000.

Grantee—Minnesota SPA.

Subgrantee—Hennepin County.

Project summary—Purchase, installation, operation, and test of teleprinter equipment for patrol vehicles.

72-DF-05-0018—\$74,903.

Grantee—Minnesota SPA.

Subgrantee—City of Duluth.

Title—City of Duluth Drug Abuse Prevention Program.

Project summary—Continuation of 71-DF-582, a task force to implement programs designed to prevent drug abuse and upgrade criminal justice.

72-DF-05-0019—\$225,000.

Grantee—Ohio SPA.

Subgrantee—Board of Hamilton County Commission.

Title—Criminal Justice Information System.

Project summary—Provide status information on offenders in criminal justice system.

72-DF-05-0020—\$213,553.

Grantee—Ohio SPA.

Subgrantee—Miami Valley Council of Governments.

Title—Dayton/Montgomery County Comprehensive Addiction Services.

Project summary—Establishment of a coordinating body for all available narcotics and alcoholic treatment services.

72-DF-05-0021—\$274,990.

Grantee—Illinois SPA.

Subgrantee—Law in American Society Foundation.

Title—The National LIASF Center for Law Focused Education.

Project summary—Make LIASF program available to all school systems

72-DF-05-0022—\$150,000.

Grantee—Ohio SPA.

Subgrantee—Board of County Commissioner.

Title—Justice Center for Cleveland and Cuyahoga County.

Project summary—Provide the prerequisite prearchitectural planning necessary for development and construction of Cuyahoga County Justice Center.

72-DF-05-0023—\$167,076.

Grantee—Minnesota SPA.

Subgrantee—Bureau of Police.

Title—Housing Environment Liaison Police Program HELP-P.

Project summary—Continuation of 71-DF-474. Reduction of crime and criminal activity in housing areas with large child and elderly populations.

72-DF-05-0024—\$27,000.

Grantee—Michigan SPA.

Subgrantee—City of Highland Park.

Title—Youth Services Bureau.

Project summary—Continuation of 71-DF-593. Expansion of Youth Services Bureau.

72-DF-05-0025—\$224,981.

Grantee—Illinois SPA.

Subgrantee—Cook County Board of Commissioners.

Title—Expansion of Training and Long Range Planning for Training.

Project summary—Coordinate training resources offered by public institutes and colleges in Chicago and Cook County.

762-DF-05-0026—\$148,700.

Grantee—Michigan SPA.

Subgrantee—City of Grand Rapids.

Title—Tactical Radio System.

Project summary—Additional communications equipment will be secured to provide greater command and control capability.

72-DF-05-0027—\$139,444.

Grantee—Ohio SPA.

Subgrantee—Cincinnati Police Division.

Title—Computer Programming.

Project summary—Develop two computer projects, each designed to assist in management operations of the Police Division.

72-DF-05-0028—\$61,196.
Grantee—Illinois SPA.
Subgrantee—Rock Island County Board of Supervisors.
Title—Quad Cities Metropolitan Computerized Criminal Records System.
Project summary—Planning and implementation of a computerized metropolitan police records system.

72-DF-05-0029—\$141,000.
Grantee—Ohio SPA.
Subgrantee—City of Cincinnati, Police Division.
Title—Organized Crime Unit.
Project summary—Staffing, housing, and equipping an operational organized crime unit for the police department.

72-DF-05-0030—\$210,000.
Grantee—Ohio SPA.
Subgrantee—Miami Valley Council of Governments.
Title—Design of Concept of Information Retrieval for Crime and Law Enforcement (CIRCLE).
Project summary—Provide for retrieval of information needed for problem-solving and decisionmaking by law enforcement and criminal justice agencies.

72-DF-05-0031—\$96,135.
Grantee—Michigan SPA.
Subgrantee—County of Oakland, Board of Commissioners.
Title—Oakland County Narcotics Enforcement Team.
Project summary—Establish a multiagency task force concept known as NET for training of officers in detecting, conducting surveillances and apprehending narcotics and drug-law violators.

72-DF-05-0032—\$104,903.
Grantee—Ohio SPA.
Subgrantee—Dayton Department of Police.
Title—Dayton Metropolitan Organized Crime Control Program.
Project summary—Coordinate the effort of local, State, and Federal agencies in enforcement and prosecution of organized criminal activity.

72-DF-05-0033—\$225,000.
Grantee—Wisconsin SPA.
Subgrantee—Wisconsin Department of Justice.
Title—Special Prosecutorial and Investigative Assistance.
Project summary—Continuation of 70-DF-098. Expansion of program to combat organized crime.

72-DF-05-0034—\$52,500.
Grantee—Illinois SPA.
Subgrantee—East St. Louis—City Demonstration Agency.
Title—Group Home Reintegration of Youngsters Who Are Wardens.
Project summary—Establishment of a group home for wards of Illinois Department of Corrections.

72-DF-05-0035—\$49,986.
Grantee—Minnesota SPA.
Subgrantee—Board of County Commissioners.
Title—Cooperative Area Narcotics Squad (CANS).
Project summary—Provide for training and coordination of a concentrated area-wide enforcement and undercover work by local law enforcement officers.

72-DF-05-0036—\$25,000.
Grantee—Michigan SPA.
Subgrantee—City of Ann Arbor.
Title—Police-Community Relations Unit on Campus.
Project summary—Continuation of 71-DF-543, liaison between the police department and students.

REGION 6

72-DF-06-0001—\$108,248.
Grantee—Louisiana SPA.
Subgrantee—City of New Orleans.
Title—Criminal Justice Coordinating Council.
Project summary—Continuation of 71-DF-555. Planning and administration of funds and grants for city of New Orleans and for a means of interagency coordination.

72-DF-06-0002—\$25,000.
Grantee—Texas SPA.
Subgrantee—City of Fort Worth.
Title—Police Communications Study.
Project summary—Comprehensive communications study to include telephone, teletype, and computer terminals.

72-DF-06-0003—\$55,922.
Grantee—Texas SPA.
Subgrantee—City of Fort Worth.
Title—Research and Analysis Section.
Project summary—Addition of a research and analysis section to the Fort Worth Police Research and Planning Division.

72-DF-06-0004—\$60,710.
Grantee—Texas SPA.
Subgrantee—City of Fort Worth.
Title—Drug Abuse Prevention.
Project summary—Continuation of 70-DF-237. Project aimed at educating children as well as parents in drug control through school and church programs. Also provide a telephone assistance service called DIAL.

72-DF-06-0005—\$97,728.
Grantee—Oklahoma SPA.
Subgrantee—City of Oklahoma City.
Title—Oklahoma City Police Department Community Service Cruisers.
Project summary—Continuation of 70-DF-402. A police community relations unit composed of 16 community service officers under the direct supervision of 16 senior officers. Operate station wagons for highly visible community service activities.

72-DF-06-0006—\$17,337.
Grantee—New Mexico SPA.
Subgrantee—City of Albuquerque.
Title—Drug Abuse Education and Coordination Center.
Project summary—Center collects and disseminates information, promotes community involvement, aids existing programs, and establishes a central information and referral service, etc.

72-DF-06-0007—\$50,000.
Grantee—New Mexico SPA.
Subgrantee—City of Albuquerque.
Title—Criminal Justice Agency Planning and Research Staffing.
Project summary—Administrative and support assistance will be provided to agencies in implementing Pilot Cities program.

72-DF-06-0008—\$100,000.
Grantee—Louisiana SPA.
Subgrantee—City of Baton Rouge.
Title—Capitol Area Narcotics Control Unit.
Project summary—Development of a control unit to reverse use of drugs in a combined program of education and enforcement.

72-DF-06-0009—\$50,000.
Grantee—Louisiana SPA.
Subgrantee—City of Baton Rouge.
Title—Selective Juvenile Delinquency Prevention Program.
Project summary—Utilize police personnel to prevent juvenile delinquency in Baton Rouge.

72-DF-06-0010—\$14,354.
Grantee—Louisiana SPA.
Subgrantee—Southern University.
Title—Campus Security Training for the Southern University System.
Project summary—Specialized training programs for 54 campus security officers.

72-DF-06-0011—\$15,928.
Grantee—New Mexico SPA.
Subgrantee—San Ildefonso Pueblo.
Title—Improvement and Upgrading of Law Enforcement for San Pueblo.
Project summary—Improvement and upgrading of law enforcement personnel and equipment on the reservation.

72-DF-06-0012—\$43,409.
Grantee—Texas SPA.
Subgrantee—Fort Worth Police Department.
Title—Expanded Crime Laboratory Service.
Project summary—Expand capability of Fort Worth Police Department criminalistics laboratory.

72-DF-06-0013—\$32,232.
Grantee—New Mexico SPA.
Subgrantee—Mescalero Apache Tribe.
Title—Supplemental and Replacement Law Enforcement Equipment.
Project summary—Acquisition of two cars and one pickup truck. New communications equipment also will be secured.

- 72-DF-06-0014—\$21,309.
Grantee—New Mexico SPA.
Subgrantee—Pueblo de Cochiti.
Title—Basic Police Equipment.
Project summary—Assist the Pueblo de Cochiti in acquiring basic equipment for their tribal police force.
- 72-DF-06-0015—\$36,050.
Grantee—New Mexico SPA.
Subgrantee—Zuni Tribe.
Title—Improve and Upgrade Law Enforcement Equipment—Zuni Reservation.
Project summary—Enable the tribe to improve their department with the acquisition of equipment, new vehicles and communications system.
- 72-DF-0016—\$209,091.
Grantee—Texas SPA.
Subgrantee—City of Dalllas.
Title—Command and Control Information and Communication System.
Project summary—Implementation of an information and communication system.
- 72-DF-06-0017—\$56,250.
Grantee—Texas SPA.
Subgrantee—City of Corpus Christi.
Title—Corpus Christi Police-Community Relations Program.
Project summary—Train police personnel in community relations.
- 72-DF-06-0018—\$150,000.
Grantee—Texas SPA.
Subgrantee—Dallas County.
Title—Records Conversion and Regional Radio Communications Design.
Project summary—Convert criminal master index records to machine readable forms for on-line update and inquiry system.
- 72-DF-06-0019—\$55,300.
Grantee—Texas SPA.
Subgrantee—City of Austin.
Title—Patrol Command and Control System (PCCS).
Project summary—Engineer design and development of a "breadboard" model of PCCS based on actual field test evaluation.
- 72-DF-06-0020—\$68,885.
Grantee—Texas SPA.
Subgrantee—City of Austin.
Title—Miracode Identification and Retrieval System.
Project summary—Aid in apprehension of criminals through better means of identification of fingerprints and mug shots.
- 72-DF-06-0021—\$96,616.
Grantee—Texas SPA.
Subgrantee—City of El Paso.
Title—Upgrade Central Complaint and Communications Center.
Project summary—Institute a call-screening process in central complaint and communications center so that incoming calls can be classified according to priorities.
- 72-DF-06-0022—\$19,392.
Grantee—New Mexico SPA.
Subgrantee—Pueblo de Acoma.
Title—Equipment for Police and Courts.
Project summary—Upgrade the police operations and court effectiveness by equipment and communication improvements.
- 72-DF-06-0023—\$5,544.
Grantee—New Mexico SPA.
Subgrantee—Narbe Pueblo.
Title—Equipment for Crime Prevention.
Project summary—Basic equipment for the sheriff to improve his effectiveness in crime prevention.
- 72-DF-06-0024—\$83,900.
Grantee—Louisiana SPA.
Subgrantee—Office of the Sheriff.
Title—Southeastern Louisiana Criminalistics Laboratory.
Project summary—Establish and equip a crime laboratory to serve the multiparish region of Southeastern Louisiana.
- 72-DF-06-0025—\$160,091.
Grantee—Texas SPA.
Subgrantee—City of San Antonio.
Title—Regional Crime Laboratory.
Project summary—Combine and enlarge existing resources in San Antonio Police lab and Bexar County Medical and Pathology Lab.
- 72-DF-06-0026—\$74,440.
Grantee—Louisiana SPA.
Subgrantee—Office of the Sheriff.
Title—Consolidation of Narcotics Enforcement Services.
Project summary—Consolidation of narcotics control activities in a multiparish region by establishing a district office with intelligence gathering capacity in each parish. Information coordinated in central office.
- 72-DF-06-0027—\$32,000.
Grantee—Louisiana SPA.
Subgrantee—Department of Public Safety.
Title—Civil Disorders Technical Assistance Unit.
Project summary—Continuation of 71-DF-623. Provide special competence in the field of disorder prevention, detection, and control.
- 72-DF-06-0028—\$27,596.
Grantee—New Mexico SPA.
Subgrantee—City of Albuquerque.
Title—Survey for Regional Criminalistics Laboratory.
Project summary—Survey for recently organized Technical Services Division by qualified criminalist.
- 72-DF-06-0029—\$22,971.
Grantee—New Mexico SPA.
Subgrantee—City of Albuquerque.
Title—Team Policing Study.
Project summary—Research will include survey of concepts such as neighborhood committees, storefront locations for police, neighborhood aides, and crisis intervention units.
- 72-DF-06-0030—\$46,100.
Grantee—New Mexico SPA.
Subgrantee—City of Albuquerque.
Title—Job-Related Spanish Course.
Project summary—A self-instructional course to help 275 police officers learn Spanish.
- 72-DF-06-0031—\$9,500.
Grantee—New Mexico SPA.
Subgrantee—Albuquerque Police Department.
Title—Police Salary Incentive Plan for Educational Achievement.
Project summary—Increase educational level thru the use of educational incentive payments.
- 72-DF-06-0032—\$65,710.
Grantee—New Mexico SPA.
Subgrantee—City of Albuquerque.
Title—Metropolitan Narcotics Enforcement Unit.
Project summary—Creation of a squad to concentrate on high-level drug traffickers and other criminal operations.
- 72-DF-06-0033—\$21,885.
Grantee—New Mexico SPA.
Subgrantee—None.
Title—Employment of Civil Disorders Technical Specialist.
Project summary—Hire a specialist to assist local jurisdictions in prevention and control of civil disorders.
- 72-DF-06-0034—\$58,640.
Grantee—Texas SPA.
Subgrantee—Texas Commission on Law Enforcement.
Title—A Multidisciplinary Criminal Justice Program in Select Cities.
Project summary—Coordination of two new programs to improve course content and develop a model curriculum.
- 72-DF-06-0035—\$49,155.
Grantee—New Mexico SPA.
Subgrantee—New Mexico State Police.
Title—Comprehensive Study and Survey of New Mexico State Police.
Project summary—Comprehensive study will be conducted by the International Association of Chiefs of Police.
- 72-DF-06-0036—\$82,663.
Grantee—New Mexico SPA.
Subgrantee—Albuquerque Police Department.
Title—Aerial Surveillance Program.
Project summary—Purchase a helicopter, police radio, and search light, and for pilot training as required by FAA.

72-DF-06-0037—\$27,600.
Grantee—New Mexico SPA.
Subgrantee—Albuquerque Police Department.
Title—Psychological Consultation Program.
Project summary—Assist in situations where problems arise due to emotional stress created by conflicts in police officers' jobs.

72-DF-06-0038—\$441,638.
Grantee—Texas SPA.
Subgrantee—Texas Department of Public Safety.
Title—Statewide Organized Crime Intelligence Unit.
Project summary—Continuation of 70-DF-141. Expansion of Intelligence Unit to include Midland, Tex.; Austin, Dallas, and Houston.

REGION 7

\$72-DF-07-0001—\$250,000.
Grantee—Missouri SPA.
Subgrantee—None.
Title—Increased Support for Community Treatment Services.
Project summary—Provide expanded community based corrections services within the State's four SMSA's.

72-DF-07-0002—\$97,366.
Grantee—Kansas SPA.
Subgrantee—City of Kansas City.
Title—Automated Law Enforcement Response Team (ALERT).
Project summary—Enable all criminal justice agencies to enter criminal records through Kansas City Police Department computer to be stored and retrieved.

72-DF-07-0003—\$149,947.
Grantee—Missouri SPA.
Subgrantee—St. Louis Circuit Court.
Title—Community Cooperative Services Project.
Project summary—Unite public and private efforts in the field of juvenile delinquency.

72-DF-07-0004—\$29,998.
Grantee—Nebraska SPA.
Subgrantee—Omaha Tribe of Nebraska.
Title—Law Enforcement, Manpower, Equipment and Record Systems.
Project summary—Upgrade police department and tribal court by acquisition of new personnel and new equipment.

72-DF-07-0005—\$27,647.
Grantee—Iowa SPA.
Subgrantee—None.
Title—Organized Crime Prevention Council.
Project summary—Establish an Organized Crime Prevention Council to develop a comprehensive and coordinated approach to determine the extent of organized crime in the State.

72-DF-07-0006—\$35,000.
Grantee—Nebraska SPA.
Subgrantee—Lincoln Police Department.
Subgrantee—Police Helicopter Surveillance.
Project summary—Extension of a lease-purchase grant to supply Lincoln Police Department with helicopter service for 8 additional months.

72-DF-07-0007—\$170,500.
Grantee—Iowa SPA.
Subgrantee—Attorney General.
Title—Special Statewide Prosecutions Unit.
Project summary—Project aimed at highly-sophisticated activities of organized crime.

72-DF-07-0009—\$1,000,000.
Grantee—Missouri SPA.
Subgrantee—None.
Title—High Impact Program.

REGION 8

72-DF-08-0001—\$19,158.
Grantee—Colorado SPA.
Subgrantee—Southern Ute Tribe.
Title—Improve and Upgrade Law Enforcement.
Project summary—Buy badly needed police equipment to speed response to calls and emergencies.

72-DF-08-0002—\$45,976.
Grantee—North Dakota SPA.
Subgrantee—Standing Rock Sioux Tribe.
Title—Law Enforcement Manpower Equipment and Training.
Project summary—Provide basic equipment to the seven communities located within the Indian Reservation and the purchase of a four-wheel-drive panel truck.

72-DF-08-0003—\$84,000.
Grantee—Utah SPA.
Subgrantee—Utah SPA.
Title—Neighborhood Probation Units.
Project summary—Continuation of 70-DF-162. Continue probation and parole services to adult offenders and decentralize efforts.

72-DF-08-0004—\$33,975.
Grantee—South Dakota SPA.
Subgrantee—Lower Brule Sioux Tribe.
Title—Lower Brule Sioux Tribe Criminal Justice Improvement Program.
Project summary—Establish a juvenile guidance counselor position within the Tribal Court System and purchase more basic equipment to aid additional officers.

72-DF-08-0005—\$17,903.
Grantee—North Dakota SPA.
Subgrantee—Turtle Band of Chippewa Indians.
Title—Action Program To Acquire Equipment for Tribal Court and Enforcement Services.
Project summary—Acquire needed additional equipment for a more sophisticated tribal criminal justice system.

72-DF-08-0006—\$28,885.
Grantee—South Dakota SPA.
Subgrantee—Crow Creek Sioux Tribe.
Title—Crow Creek Sioux Tribe Police Improvement Program.
Project summary—Hire two tribal policemen and one probation officer and purchase additional equipment.

72-DF-08-0007—\$82,500.
Grantee—Colorado SPA.
Subgrantee—Colorado Judicial Department.
Title—Colorado Judicial Branch-Management Information System.
Project summary—Provide the Colorado Judicial System with a operational management information system.

72-DF-08-0008—\$42,371.
Grantee—Colorado SPA.
Subgrantee—Southern Ute Tribe.
Title—Training Project for Clerical and Administrative Personnel, etc.
Project summary—Provide trained, competent, clerical, and administrative personnel to aid judges in Indian courts.

72-DF-08-0009—\$49,475.
Grantee—North Dakota SPA.
Subgrantee—Fort Berthold Reservation.
Title—Fort Berthold Reservation Crime Prevention and Court Improvement.
Project summary—Provide basic equipment and increased manpower.

72-DF-08-0010—\$52,302.
Grantee—South Dakota SPA.
Subgrantee—Rosebud Sioux Tribe.
Title—Supplemental Police Manpower and Equipment.
Project summary—Hire three police trainees and one clerk, plus equipment.

72-DF-08-0011—\$28,124.
Grantee—Montana SPA.
Subgrantee—Northern Cheyenne Tribe.
Title—Supplemental Manpower and Equipment.
Project summary—Provide for an additional police officer and essential police operational equipment.

72-DF-08-0012—\$8,472.
Grantee—Montana SPA.
Subgrantee—Northern Cheyenne Tribe.
Title—Juvenile Training Program.
Project summary—Provide classroom education and training to expose participants to a total view of youth problems.

72-DF-08-0013—\$50,699

Grantee—Montana SPA.

Subgrantee—Crow Tribe of Indians.

Title—Upgrading Operation of Crow Tribal Police Department.

Project summary—Provide additional manpower, vehicles, radios, and uniforms to reduce crime through greater police visibility.

72-DF-08-0014—\$34,439.

Grantee—Montana SPA.

Subgrantee—Chippewa Creek Tribe.

Title—Special Police Patrol for Rocky Boy's Reservation.

Project summary—Two additional officers and necessary equipment will be secured to provide more protection for the reservation.

72-DF-08-0015—\$33,377.

Grantee—Montana SPA.

Subgrantee—Fort Belknap Tribe.

Title—Two Policemen, One Radio Dispatcher, and Equipment.

Project summary—Improve police services.

72-DF-08-0016—\$8,992.

Grantee—Montana SPA.

Subgrantee—Fort Peck Indian Reservation.

Title—Fort Peck Tribal Community Relations Prog.

Project summary—Continuation of 70-DF-134. Provide instructor, books, and materials for tribal employees to complete a college-accredited course in crime prevention.

72-DF-08-0017—\$36,848.

Grantee—Montana SPA.

Subgrantee—Fort Peck Tribes.

Title—Fort Peck Crime Control and Prevention.

Project summary—Replace vehicles, base station, purchase other necessary equipment and hire two additional personnel.

72-DF-08-0018—\$333,000.

Grantee—Wyoming SPA.

Subgrantee—None.

Title—Small State Supplement.

72-DF-08-0019—\$134,000.

Grantee—South Dakota SPA.

Subgrantee—None.

Title—Small State Supplement.

72-DF-08-0020—\$24,315.

Grantee—Colorado SPA.

Subgrantee—Ute Mountain Tribe.

Title—Improve and Upgrade Law Enforcement on Ute Mountain, Ute Reservation.

Project summary—Replace obsolete and nonfunctioning automotive communications and related equipment.

72-DF-08-0021—\$140,000.

Grantee—Montana SPA.

Subgrantee—None.

Title—Small State Supplement.

72-DF-08-0022—\$124,000.

Grantee—North Dakota SPA.

Subgrantee—None.

Title—Small State Supplement.

72-DF-08-0023—\$4,436.

Grantee—Utah SPA.

Subgrantee—Ute Indian Tribe.

Title—Indian Justice Planner Training Seminar.

Project summary—Seminar for Indian justice planners throughout the United States and tribal representatives.

72-DF-08-0024—\$33,500.

Grantee—Colorado SPA.

Subgrantee—Colorado State University.

Title—Rocky Mountain Institute on Police-Community Relations.

Project summary—Recruit and train police-citizen teams in improving police/community relations.

REGION 9

72-DF-09-0001—\$385,000.

Grantee—California SPA.

Subgrantee—County of San Diego.

Title—Regional Law Enforcement and Communications System.

Project summary—Provide a centralized dispatching facility for all law enforcement agencies with the region, to provide computer access for law enforcement records and provide a relay of the emergency telephone network.

72-DF-09-0002—\$150,000.

Grantee—California SPA.

Subgrantee—City of Compton Police.

Title—Narcotics Control Unit.

Project summary—Develop a tactical unit to reduce narcotics within the city.

72-DF-09-0003—\$149,540.

Grantee—Hawaii SPA.

Subgrantee—City and county of Honolulu.

Title—Computerized On-Line Management Control System, etc.

Project summary—Establish a management control system and automated filing system for Honolulu Prosecutor's office.

72-DF-09-0004—\$150,000.

Grantee—Arizona SPA.

Subgrantee—City of Phoenix.

Title—Burglary Reduction Programs/Citywide Criminal Justice Coordination.

Project summary—Develop new methods to diminish the burglary rate increase and reduce property loss.

72-DF-09-0005—\$245,448.

Grantee—California SPA.

Subgrantee—County of Los Angeles.

Title—Law Enforcement Fitness Standards.

Project summary—Produce standards of physical performance and psychological stability of police officers.

72-DF-09-0006—\$43,768.

Grantee—Arizona SPA.

Subgrantee—City of Phoenix.

Title—Coordination: The Key to Drug Abuse Control.

Project summary—Offer out-of-State communities consultation services to develop a program similar to Phoenix's CODAC.

72-DF-09-0007—\$149,819.

Grantee—California SPA.

Subgrantee—County of San Mateo.

Title—Neighborhood Assistance Officer Program.

Project summary—Improve police services and operations

72-DF-09-0008—\$150,000.

Grantee—California SPA.

Subgrantee—County of Riverside.

Title—Regional Integrated Narcotic Enforcement Team.

Project summary—Countywide narcotic enforcement team under a single command control unit. Primary impact will be toward the largescale dealer.

72-DF-09-0009—\$149,925.

Grantee—Arizona SPA.

Subgrantee—Pima County.

Title—Criminal Court Automation Project.

Project summary—Develop calendar programs and computerize records system.

72-DF-09-0010—\$250,000.

Grantee—California SPA.

Subgrantee—Ventura County.

Title—Model Criminal Justice System Plan Development and Criminal Justice System Baseline Studies.

Project summary—Implement a program of basic research, analysis, experimentation, planning, and evaluation.

72-DF-09-0011—\$34,249.

Grantee—Arizona SPA.

Subgrantee—Hopi Tribe.

Title—Improvement of Tribal Police Communications.

Project summary—Improve and upgrade existing police communication system.

72-DF-09-0012—\$48,168.

Grantee—Arizona SPA.

Subgrantee—Navajo Tribe Police Department.

Title—Expansion of Coverage and Upgrading of Navajo Tribe Police.

Project summary—Expand radio coverage to remote areas of the Navajo Reservation to aid in police effectiveness and safety.

72-DF-09-0013—\$43,560.

Grantee—Arizona SPA.

Subgrantee—Gila River Indian Community.

Title—Gila River Indian Community Justice Services Improvement Project.

Project summary—Provide essential police equipment to the Gila River Indian Reservation.

72-DF-09-0014—\$198,507.

Grantee—California SPA.

Subgrantee—Fresno County Board of Supervisors.

Title—Drug Abuse Control Project—Heroin Addiction Treatment—Juvenile Drug Abuse Prevention Program.

Project summary—Establish a drug abuse control program, expand the Valley Medical Center methadone program, and educate community about drug abuse and prevention.

72-DF-09-0015—\$100,000.

Grantee—California SPA.

Subgrantee—City of Riverdale.

Title—Project CURE—Communications Update for Response and Enforcement.

Project summary—Improved communications with all support forces by both radio and land line, storage of equipment, and supplies for emergencies.

72-DF-09-0016—\$98,000.

Grantee—California SPA.

Subgrantee—Contra Costa County.

Title—Concentrated Burglary Suppression Program.

Project summary—Create two special-team officers for apprehension and prevention of burglaries in high-crime areas.

72-DF-09-0017—\$100,000.

Grantee—California SPA.

Subgrantee—City of Fresno.

Title—Neighborhood Police Service Center—School Resource Officer.

Project summary—Within neighborhoods showing highest incidence of crime, Fresno plans to establish essential elements of a police department.

72-DF-09-0018—\$91,218.

Grantee—California SPA.

Subgrantee—City of San Jose.

Title—San Jose Police Program Planning Project.

Project summary—Create an operations research planning and management staff for police chief.

72-DF-09-0019—\$75,000.

Grantee—California SPA.

Subgrantee—City of Richmond.

Title—Richmond Police Helicopter Patrol.

Project summary—Continuation of 71-DF-491. Provide second-year support for Richmond's Police Helicopter Patrol.

72-DF-09-0020—\$48,500.

Grantee—California SPA.

Subgrantee—City of San Francisco.

Title—Mayor's Criminal Justice Council.

Project summary—Set up and staff a council to establish first year's priorities and prepare a comprehensive plan.

72-DF-0021—\$150,000.

Grantee—California SPA.

Subgrantee—County of San Bernardino.

Title—Multiphase Criminal Justice Training Center.

Project summary—Establish for the first time a permanent training facility in which mandatory training programs can be conducted.

72-DF-09-0022—\$500,074.

Grantee—California SPA.

Subgrantee—California Department of Justice.

Title—Intelligence Agent Liaison Unit.

Project summary—Establish an organized crime intelligence unit under the organized crime unit of the California Department of Justice.

72-DF-09-0023—\$25,000.

Grantee—California SPA.

Subgrantee—City of Richmond.

Title—Youth Services Program: Drug Abuse Program.

Project summary—Establish a program combining education and rehabilitation focused on young people. A drug-abuse specialist will be hired.

72-DF-09-0024—\$34,552.

Grantee—Arizona SPA.

Subgrantee—Maricopa County.

Title—Laboratory Consolidation.

Project summary—Transfer existing toxicological laboratory located in Maricopa County to the Arizona Department of Public Safety Laboratory.

72-DF-09-0025—\$6,500.

Grantee—California SPA.

Subgrantee—City of Long Beach.

Title—Selective Enforcement and Crime Prevention Teams.

Project summary—Supplement to 71-DF-611. Improved police services and operations through the purchase of a mobile-command vehicle.

72-DF-09-0026—\$750,000.

Grantee—California SPA.

Subgrantee—City of Los Angeles.

Title—Restructuring of Narcotics Enforcement for Eradication of Organized Trafficking.

Title—Restructure the entire narcotics enforcement effort in the Los Angeles area.

72-DF-09-0028—\$5,282.

Grantee—Arizona SPA.

Subgrantee—Kiabab-Paiute Tribe.

Title—Equipment for Crime Prevention.

Project summary—Purchase one patrol vehicle and new central radio equipment.

72-DF-09-0030—\$126,500.

Grantee—California SPA.

Subgrantee—City of San Francisco.

Title—Automated Command and Control System Respond.

Project summary—Expansion and improvement of the Automated Command and Control System in San Francisco Police Department.

72-DF-09-0031—\$30,618.

Grantee—California SPA.

Subgrantee—Oakland Police Department.

Title—Minority Recruiting Program for Bay Area Region.

Project summary—Regional recruiting in the Oakland Police Department in cooperation with San Francisco, Berkeley, and Richmond Police Department.

72-DF-09-0032—\$300,000.

Grantee—California SPA.

Subgrantee—City of San Jose.

Title—Santa Clara/San Jose Police Records Improvement Program.

Project summary—Consolidation of San Jose and Santa Clara police records and identification functions.

72-DF-09-0033—\$150,000.

Grantee—California SPA.

Subgrantee—City of Cypress.

Title—PAR Policing (Pooling all Resources for Policing).

Project summary—Develop and implement a police department using new operational methods such as team-policing and crisis intervention.

72-DF-09-0034—\$150,000.

Grantee—California SPA.

Subgrantee—County of Sacramento.

Title—Study of Alternative Methods of Preparing Court Transcripts.

Project summary—Investigate and test the feasibility of utilizing electronic devices to record court proceedings.

72-DF-09-0035—\$65,917.

Grantee—California SPA.

Subgrantee—None.

Title—Aerial Law Enforcement Seminar.

Project summary—Conduct a 4-day seminar in aerial law enforcement involving the entire LEAA Western Region.

72-DF-09-0036—\$125,000.

Grantee—Guam.

Subgrantee—None.

Title—Guam Small State Supplement.

72-DF-09-0037—\$12,963.

Grantee—California SPA.

Subgrantee—Board of Supervisors, County of Los Angeles.

Title—Seminar on Death Investigation.

Project summary—A four-day workshop to provide up-to-date training of an interdisciplinary and multidisciplinary approach in death investigation.

72-DF-09-0038—\$55,000.

Grantee—City of Phoenix.

Subgrantee—Mexican-American Legal Defense and Educational Fund.

Title—National Conference on the Administration of Justice and the Mexican American.

Project summary—Conference to bring about better interpersonal relations Mexican-American Community and the Criminal Justice System.

72-DF-09-0039—\$8,000.

Grantee—Hawaii SPA.

Subgrantee—None.

Title—Manpower Development Technical Assistance Unit.

Project summary—Develop manpower development technical assistance capability in the State Planning Agency.

72-DF-09-0040—\$8,487.

Grantee—Arizona SPA.

Subgrantee—None.

Title—Manpower Development Specialist.

Project summary—Support services of a manpower development specialist who will coordinate planning input and maintain liaison with State institutions.

72-DF-09-0041—\$18,149.

Grantee—Nevada SPA.

Subgrantee—Pyramid Lake Paiute Tribe.

Title—Manpower and Equipment Improvement.

Project summary—Continuation of 71-DF-868. Continued full-time employment of tribal police officer and court personnel.

72-DF-09-0042—\$15,495.

Grantee—Nevada SPA.

Subgrantee—Walker River Paiute Tribe.

Title—Manpower and Equipment Improvement.

Project summary—Continuation of 71-DF-868. Continued full-time employment of a tribal policeman and other auxiliary officers on a part-time basis. Purchase of basic police equipment.

REGION 10

72-DF-10-0001—\$30,691.

Grantee—Alaska SPA.

Subgrantee—Alaska Court System.

Title—Video-Taping of Superior Court Proceedings.

Project summary—Establish a video-tape recording system for criminal proceedings in Alaska's Superior Court.

72-DF-10-0002—\$57,570.

Grantee—Alaska SPA.

Subgrantee—City of Anchorage.

Title—Automated Police Information Systems.

Project summary—Implementation and testing of a detailed computer system which would completely automate the files and records of the police departments.

72-DF-10-0003—\$18,920.

Grantee—Alaska SPA.

Subgrantee—City of Anchorage.

Title—Police/Community Drug Abuse Prevention and Education.

Project summary—Expanding the existing police/community drug abuse prevention and education program.

72-DF-10-0004—\$375,000.

Grantee—Oregon SPA.

Subgrantee—County of Multnomah.

Title—Consolidated City-County Law Enforcement Center.

Project summary—Develop a joint City/County Law Enforcement Center.

72-DF-10-0005—\$31,137.

Grantee—Idaho SPA.

Subgrantee—City of Boise.

Title—Microfilm Conversion of Police Records.

Project summary—Establish a replacement system for the present manual records and information system in the police department.

72-DF-10-0006—\$159,547.

Grantee—Washington SPA.

Subgrantee—King County.

Title—King County Youthful Offender Program.

Project summary—Provide counseling and referral services to youths arrested in King County, but not referred to the juvenile court.

72-DF-10-0007—\$144,768.

Grantee—Washington SPA.

Subgrantee—King County.

Title—Modernization of King County DPS Records Section.

Project summary—Modernize, condense, and expand the service-coverage of its criminal case and associate records system.

72-DF-10-0009—\$144,000.

Grantee—Idaho SPA.

Subgrantee—None.

Title—Idaho Small State Supplement.

72-DF-10-0010—\$60,000.

Grantee—Alaska SPA.

Subgrantee—Department of Health and Welfare.

Title—Simulation Decision Model.

Project summary—Model to increase division planning capability and demonstrate utility of simulation for decisionmaking in field of corrections.

72-DF-10-0011—\$29,335.

Grantee—Idaho SPA.

Subgrantee—Coeur d'Alene Indian Tribe.

Title—Coeur d'Alene Tribe Court Services.

Project summary—Improve the court program and increase its ability to deal effectively with the Indian people and improve quality of service through the purchase of new equipment.

72-DF-10-0012—\$393,000.

Grantee—Alaska SPA.

Subgrantee—None.

Title—Alaska Small State Supplement.

72-DF-10-0013—\$111,850.

Grantee—Washington SPA.

Subgrantee—None.

Title—Criminal Justice Training and Education Center.

Project summary—Continuation of 71-DF-482. Support for Washington Criminal Justice Education and Training Center.

72-DF-10-0014—\$124,949.

Grantee—Washington SPA.

Subgrantee—Yakima Indian Tribe.

Title—Study of Indian Problems in Jurisdiction, Prosecution, and Tribal Courts.

Project summary—A study and evaluation of existing Indian criminal justice system.

Table 4.—Fiscal Year 1972 Part C Discretionary Grants

[Listed by State]

Alabama		Subgrantee		Connecticut		Subgrantee	
72-DF-04-0020	City of Huntsville		\$ 90,929	72-DF-01-0004	Central Connecticut Regional Planning Agency		\$ 12,000
72-DF-04-0021	City of Birmingham		300,960	72-DF-01-0009	City of Hartford		7,500
72-DF-04-0022	Alabama SPA		29,750	72-DF-01-0012	City of Hartford		53,865
72-DF-04-0042	Alabama SPA		27,006	72-DF-01-0019	Connecticut Department of Community Affairs		104,040
72-DF-04-0050	City of Montgomery		147,739	72-DF-01-0026	Connecticut Citizens for Judicial Modernization		6,280
72-DF-04-0051	Mobile County Commission		146,489				
Total, Alabama			742,873	Total, Connecticut			183,685
Alaska				Delaware			
72-DF-10-0001	Alaska Court System		\$ 30,691	72-DF-03-0006	Department of Public Safety		\$ 17,000
72-DF-10-0002	City of Anchorage		57,570	72-DF-03-0012	Office of Chief Judge		45,642
72-DF-10-0003	City of Anchorage		18,920	72-DF-03-0014	Division of Adult Corrections		116,176
72-DF-10-0010	Department of Health and Welfare		60,000	72-DF-03-0015	Delaware SPA		110,000
72-DF-10-0012	Alaska SPA		393,000	72-DF-03-0016	Division of Drug Abuse Control		250,000
Total, Alaska			560,181	72-DF-03-0018	Department of Justice		27,450
Total, Alaska			560,181	Total, Delaware			566,268
Arizona				District of Columbia			
72-DF-09-0004	City of Phoenix		\$150,000	72-DF-03-0013	Bureau of Human Resources		\$ 90,000
72-DF-09-0006	City of Phoenix		43,768	72-DF-03-0020	District of Columbia SPA		52,900
72-DF-09-0009	Pima County		149,925	72-DF-99-0001	District of Columbia SPA		157,660
72-DF-09-0011	Hopi Tribe		34,249	72-DF-99-0004	American Academy of Judicial Education		236,481
72-DF-09-0012	Navajo Tribe Police Department		48,168	72-DF-99-0005	National Legal Aid and Defender Association		99,830
72-DF-09-0013	Gila River Indian Community		43,560	72-DF-99-0010	American Bar Association		103,467
72-DF-09-0024	Maricopa County		34,552				
72-DF-09-0028	Kiabab-Paiute Tribe		5,282	Total, District of Columbia			740,338
72-DF-09-0038	Mexican American Legal Defense and Educational Fund		55,000	Florida			
72-DF-09-0040	Arizona		8,487	72-DF-04-0010	City of Miami		\$ 11,250
Total, Arizona			572,991	72-DF-04-0013	Dade County		225,000
California				72-DF-04-0014	Florida State University		48,415
72-DF-09-0001	County of San Diego		\$385,000	72-DF-04-0018	City of Tampa		149,700
72-DF-09-0002	City of Compton Police Department		150,000	72-DF-04-0019	Orange County		100,000
72-DF-09-0005	County of Los Angeles		245,448	72-DF-04-0024	City of Kissimmee		49,996
72-DF-09-0007	County of San Mateo		149,819	72-DF-04-0035	State Attorney 6th Judicial Circuit of Florida		86,768
72-DF-09-0008	County of Riverside		150,000	72-DF-04-0038	City of Fort Lauderdale		100,000
72-DF-09-0010	Ventura County		250,000	72-DF-04-0039	City of Coral Gables		50,732
72-DF-09-0014	Fresno County Board of Supervisors		198,507	72-DF-04-0047	City of St. Petersburg		150,000
72-DF-09-0015	City of Riverdale		100,000	72-DF-04-0048	Dade County		99,664
72-DF-09-0016	Contra Costa County		98,000	72-DF-99-0011	City of Miami		95,410
72-DF-09-0017	City of Fresno		100,000	72-DF-99-0015	Florida Department of Law Enforcement		29,939
72-DF-09-0018	City of San Jose		91,218	Total, Florida			1,196,874
72-DF-09-0019	City of Richmond		75,000	Georgia			
72-DF-09-0020	City of San Francisco		48,500	72-DF-04-0003	City of Griffin		\$ 13,680
72-DF-09-0021	County of San Bernadino		150,000	72-DF-04-0012	Office of the Governor		143,700
72-DF-09-0022	California Department of Justice		500,074	72-DF-04-0016	Governor's Commission on Judicial Processing		129,567
72-DF-09-0023	City of Richmond		25,000	72-DF-04-0027	Georgia SPA		42,000
72-DF-09-0025	City of Long Beach		6,500	72-DF-04-0034	DeKalb County		89,150
72-DF-09-0026	City of Los Angeles		750,000	72-DF-04-0035	University System of Georgia		15,035
72-DF-09-0030	City of San Francisco		126,500	72-DF-04-0040	City of Atlanta		62,000
72-DF-09-0031	Oakland Police Department		30,618	72-DF-04-0043	City of Savannah		100,000
72-DF-09-0032	City of San Jose		300,000	Total, Georgia			595,132
72-DF-09-0033	City of Cypress		150,000	Guam			
72-DF-09-0034	County of Sacramento		150,000	72-DF-09-0036	Guam SPA		\$125,000
72-DF-09-0035	California SPA		65,917	Total, Guam			125,000
72-DF-09-0037	Board of Supervisors, County of Los Angeles		12,963	Hawaii			
72-DF-99-0002	Los Angeles Police Department		130,000	72-DF-09-0003	City and County of Honolulu		\$149,540
Total, California			4,439,064	72-DF-09-0039	Hawaii SPA		8,000
Colorado				Total, Hawaii			157,540
72-DF-08-0001	Southern Ute Tribe		\$ 19,158	Idaho			
72-DF-08-0007	Colorado Judicial Department		82,500	72-DF-10-0005	City of Boise		\$ 31,137
72-DF-08-0008	Southern Ute Tribe		42,371	72-DF-10-0009	Idaho SPA		144,000
72-DF-08-0020	Ute Mountain Tribe		24,315	72-DF-10-0011	Coeur d'Alene Indian Tribe		29,335
72-DF-08-0024	Colorado State University		33,500	Total, Idaho			204,472
Total, Colorado			201,844				

Illinois		Subgrantee	
72-DF-05-0009	Illinois SPA	\$250,000	
72-DF-05-0014	Illinois State Police	158,957	
72-DF-05-0021	Law in American Society Foundation	274,990	
72-DF-05-0025	Cook County Board of Commissioners	224,981	
72-DF-05-0028	Rock Island County Board of Supervisors	61,196	
72-DF-05-0034	East St. Louis-City Demonstration Agency	52,500	
Total, Illinois		1,022,624	

Indiana			
72-DF-05-0005	Indianapolis Police Department	\$ 48,609	
72-DF-05-0013	City of South Bend/St. Joseph County	86,095	
72-DF-05-0015	Indianapolis Police Department	131,038	
Total, Indiana		265,742	

Iowa			
72-DF-07-0005	Iowa SPA	\$ 27,647	
72-DF-07-0007	Attorney General	170,500	
Total, Iowa		198,147	

Kansas			
72-DF-07-0002	City of Kansas City	\$97,366	
Total, Kansas		97,366	

Kentucky			
72-DF-04-0023	City of Covington	\$100,000	
72-DF-04-0032	Jefferson County	108,097	
72-DF-04-0033	City of Lexington	79,000	
72-DF-04-0046	City of Louisville	121,634	
72-DF-04-0049	Kentucky SPA	20,000	
72-DF-99-0009	School of Police Administration	182,040	
Total, Kentucky		610,771	

Louisiana			
72-DF-06-0001	City of New Orleans	\$108,248	
72-DF-06-0008	City of Baton Rouge	100,000	
72-DF-06-0009	City of Baton Rouge	50,000	
72-DF-06-0010	Southern University	14,354	
72-DF-06-0024	Office of the Sheriff	83,900	
72-DF-06-0026	Office of the Sheriff	74,440	
72-DF-06-0027	Department of Public Safety	32,000	
Total, Louisiana		462,942	

Maine			
72-DF-01-0001	City of Portland	\$ 15,500	
72-DF-01-0006	City of Portland	19,425	
72-DF-01-0007	City of Portland	34,000	
72-DF-01-0021	Criminal Division, Attorney-General Department	27,075	
72-DF-01-0022	Cumberland County	51,245	
Total, Maine		147,245	

Maryland			
72-DF-03-0004	Mayor of Baltimore	\$ 74,950	
72-DF-03-0007	Baltimore County Police Department	22,566	
72-DF-03-0011	Department of Police	125,000	
Total, Maryland		222,516	

Massachusetts			
72-DF-01-0008	Massachusetts Department of Public Safety	\$ 60,000	
72-DF-01-0011	Quincy Police Department	11,250	
72-DF-01-0013	Commission of Massachusetts Department of Public Safety	11,250	
72-DF-01-0015	New England Organized Crime Intelligence System	609,335	
72-DF-01-0016	Massachusetts Department of Public Safety	60,000	
72-DF-01-0017	City of Boston	64,910	
72-DF-99-0008	Task Force on Community Crime Prevention	140,000	
Total, Massachusetts		956,745	

Michigan		Subgrantee	
72-DF-05-0002	City of Detroit	\$152,300	
72-DF-05-0008	Wayne County	146,063	
72-DF-05-0012	City of Ann Arbor	99,993	
72-DF-05-0024	City of Highland Park	27,000	
72-DF-05-0026	City of Grand Rapids	148,700	
72-DF-05-0031	County of Oakland, Board of Commissioners	96,135	
72-DF-05-0036	City of Ann Arbor	25,000	
Total, Michigan		695,191	

Minnesota			
72-DF-05-0001	City of St. Paul	\$ 25,000	
72-DF-05-0003	St. Louis County	24,505	
72-DF-05-0007	Red Lake Ban of Chippewa Indians	31,746	
72-DF-05-0017	Hennepin County	150,000	
72-DF-05-0018	City of Duluth	74,903	
72-DF-05-0023	Bureau of Police	167,076	
72-DF-05-0035	Board of County Commissioners	49,986	
Total, Minnesota		523,216	

Mississippi			
72-DF-04-0007	City of Jackson	\$ 60,000	
72-DF-04-0008	University of Mississippi	44,000	
72-DF-04-0025	City of Jackson	100,000	
72-DF-04-0052	Office of the Governor	25,000	
72-DF-99-0013	Mississippi SPA	218,375	
Total, Mississippi		447,375	

Missouri			
72-DF-07-0001	Missouri SPA	\$ 250,000	
72-DF-07-0003	St. Louis Circuit Court	149,947	
72-DF-07-0009	Missouri SPA	1,000,000	
Total, Missouri		1,399,947	

Montana			
72-DF-08-0011	Northern Cheyenne Tribe	\$ 28,124	
72-DF-08-0012	Northern Cheyenne Tribe	8,472	
72-DF-08-0013	Crow Tribe of Indians	50,699	
72-DF-08-0014	Chippewa Creek Tribe	34,439	
72-DF-08-0015	Fort Belknap Tribe	33,377	
72-DF-08-0016	Fort Peck Indian Reservation	8,992	
72-DF-08-0017	Fort Peck Tribes	36,848	
72-DF-08-0021	Montana SPA	140,000	
Total, Montana		340,951	

Nebraska			
72-DF-07-0004	Omaha Tribe of Nebraska	\$29,998	
72-DF-07-0006	Lincoln Police Department	35,000	
Total, Nebraska		64,998	

Nevada			
72-DF-09-0041	Pyramid Lake Paiute Tribe	\$18,149	
72-DF-09-0042	Walker River Paiute Tribe	15,495	
72-DF-99-0007	National College of the State Judiciary	61,534	
Total, Nevada		95,178	

New Hampshire			
72-DF-01-00014	New Hampshire SPA	\$149,000	
72-DF-01-0018	State Department of Education	23,823	
72-DF-01-0020	State of New Hampshire	16,344	
72-DF-01-0024	New Hampshire SPA	38,180	
Total, New Hampshire		227,347	

New Jersey	Subgrantee	
72-DF-02-0002	Hoboken Model Cities	\$ 96,445
72-DF-02-0003	Department of Parks and Public Property	130,600
72-DF-02-0004	City of East Orange	98,740
72-DF-02-0005	Essex County Board of Chosen Freeholders	56,000
72-DF-02-0007	New Jersey SPA	120,000
72-DF-02-0012	Department of Law and Public Safety	327,900
72-DF-02-0013	Department of Law and Public Safety	99,646
72-DF-02-0015	Union County Board of Chosen Freeholders	39,089
72-DF-02-0016	Union County Board of Chosen Freeholders	21,750

Total, New Jersey 990,170

New Mexico		
72-DF-06-0006	City of Albuquerque	\$ 17,337
72-DF-06-0007	City of Albuquerque	50,000
72-DF-06-0011	San Ildefonso Pueblo	15,928
72-DF-06-0013	Mescalero Apache Tribe	32,232
72-DF-06-0014	Pueblo de Cochiti	21,309
72-DF-06-0015	Zuni Tribe	36,050
72-DF-06-0022	Pueblo de Acoma	19,392
72-DF-06-0023	Nambe Pueblo	5,544
72-DF-06-0028	City of Albuquerque	27,596
72-DF-06-0029	City of Albuquerque	22,971
72-DF-06-0030	City of Albuquerque	46,100
72-DF-06-0031	Albuquerque Police Department	9,500
72-DF-06-0032	City of Albuquerque	65,710
72-DF-06-0033	New Mexico SPA	21,885
72-DF-06-0035	New Mexico State Police	49,135
72-DF-06-0036	Albuquerque Police Department	82,663
72-DF-06-0036	Albuquerque Police Department	27,600

Total, New Mexico 550,972

New York		
72-DF-02-0001	Criminal Justice Coordinating Council	\$7,500,000
72-DF-02-0006	City of Niagra Falls	11,250
72-DF-02-0008	County of Nassau	120,453
72-DF-02-0010	City School District of Rochester	124,976
72-DF-02-0011	Research Foundation of State University of New York	64,497
72-DF-02-0014	New York State Senate	13,550
72-DF-02-0017	National Association of State Drug Abuse Program Coordinators	12,500
72-DF-99-0012	Institute of Judicial Administration	128,770

Total, New York 7,975,996

North Carolina		
72-DF-04-0004	City of Winston-Salem	\$ 81,319
72-DF-04-0009	City of Winston-Salem	14,250
72-DF-04-0028	City of Asheville	74,874
72-DF-04-0036	North Carolina Department of Justice	73,595
72-DF-04-0041	North Carolina Department of Justice	94,463
72-DF-04-0045	North Carolina SPA	21,421

Total, North Carolina 359,922

North Dakota		
72-DF-08-0002	Standing Rock Sioux Tribe	\$ 45,976
72-DF-08-0005	Turtle Band of Chippewa Indians	17,903
72-DF-08-0009	Fort Berthold Reservation	49,475
72-DF-08-0022	North Dakota SPA	124,000

Total, North Dakota 237,354

Ohio		
72-DF-05-0010	City of Akron	\$ 88,311
72-DF-05-0011	Ashtabula Council of Governments	229,629
72-DF-05-0016	Canton Police Department	3,500
72-DF-05-0019	Board of Hamilton County Commission	225,000
72-DF-05-0020	Miami Valley Council of Governments	213,553
72-DF-05-0022	Board of County Commissioners	150,000
72-DF-05-0027	Cincinnati Police Division	139,444
72-DF-05-0029	City of Cincinnati, Police Division	141,000
72-DF-05-0030	Miami Valley Council of Governments	210,000
72-DF-05-0032	Dayton Department of Police	104,903

Total, Ohio 1,505,340

Oklahoma	Subgrantee	
72-DF-06-0005	City of Oklahoma City	\$97,728
Total, Oklahoma		97,728

Oregon		
72-DF-10-0004	County of Multanah	\$375,000
Total, Oregon		375,000

Pennsylvania		
72-DF-03-0001	County of Allegheny	\$ 52,000
72-DF-03-0002	City of Philadelphia	155,637
72-DF-03-0017	City of Philadelphia	500,000
72-DF-03-0019	Pennsylvania Association for Retarded Children	41,340

Total, Pennsylvania 748,977

Puerto Rico		
72-DF-02-0009	Municipality of San Juan	\$137,607
Total, Puerto Rico		137,607

Rhode Island		
72-DF-01-0002	Rhode Island SPA	\$107,065
72-DF-01-0005	Roger Williams College	23,601
72-DF-01-0023	Rhode Island SPA	93,000
72-DF-01-0025	45,521

Total, Rhode Island 269,187

South Carolina		
72-DF-04-0005	City of Columbia	\$ 87,621
72-DF-04-0006	Legislative-Governor's Magistrate	58,580
72-DF-04-0026	South Carolina Law Enforcement Division	225,000

Total, South Carolina 371,201

South Dakota		
72-DF-08-0004	Lower Brule Sioux Tribe	\$ 33,975
72-DF-08-0006	Crow Creek Sioux Tribe	28,885
72-DF-08-0010	Rosebud Sioux Tribe	52,302
72-DF-08-0019	South Dakota SPA	134,000

Total, South Dakota 249,162

Tennessee		
72-DF-04-0017	Metro Government of Nashville and Davidson County	\$225,000
72-DF-04-0029	City of Memphis	20,160
72-DF-04-0031	City of Knoxville	61,157
72-DF-04-0044	Tennessee SPA	23,000

Total, Tennessee 329,317

Texas		
72-DF-06-0002	City of Fort Worth	\$ 25,000
72-DF-06-0003	City of Fort Worth	55,922
72-DF-06-0004	City of Fort Worth	60,710
72-DF-06-0012	Fort Worth Police Department	43,409
72-DF-06-0016	City of Dallas	209,091
72-DF-06-0017	City of Corpus Christi	56,250
72-DF-06-0018	Dallas County	150,000
72-DF-06-0019	City of Austin	55,300
72-DF-06-0020	City of Austin	68,885
72-DF-06-0021	City of El Paso	96,616
72-DF-06-0025	City of San Antonio	160,091
72-DF-06-0034	Texas Commission on Law Enforcement	58,640
72-DF-06-0038	Texas Department of Public Safety	441,638
72-DF-99-0003	Texas SPA	140,000

Total, Texas 1,621,552

Utah		
72-DF-08-0003	Utah SPA	\$84,000
72-DF-08-0023	Ute Indian Tribe	4,436

Total, Utah 88,436

Vermont		Subgrantee	
72-DF-01-0003	State of Vermont		\$ 36,590
72-DF-01-0010	Department of Budget and Management		55,983
72-DF-01-0027	Vermont SPA		107,000
Total, Vermont			199,573
Virgin Islands			
72-DF-02-0018	Virgin Islands SPA		\$173,000
Total, Virgin Islands			173,000
Virginia			
72-DF-03-0003	Virginia Probation and Parole Board		\$199,806
72-DF-03-0008	City of Norfolk		127,500
72-DF-03-0009	City of Richmond		126,229
Total, Virginia			453,535
Washington			
72-DF-10-0006	King County		\$159,547
72-DF-10-0007	King County		144,768
72-DF-10-0013	Washington SPA		111,850
72-DF-10-0014	Yakima Indian Tribe		124,949
Total, Washington			541,114
West Virginia			
72-DF-03-0005	Huntington Police Department		\$ 85,000
72-DF-03-0010	Purchasing Practices and Procedures Commission		229,383
72-DF-03-0021	Office of Attorney General		44,447
72-DF-03-0022	West Virginia SPA		98,394
72-DF-99-0006	National Governor's Conference		449,735
Total, West Virginia			906,959
Wisconsin			
72-DF-05-0004	City of Milwaukee Health Department		\$166,684
72-DF-05-0006	City of Milwaukee		12,000
72-DF-05-0033	Wisconsin Department of Justice		225,000
Total, Wisconsin			403,684
Wyoming			
72-DF-08-0018	Wyoming SPA		\$333,000
Total, Wyoming			333,000

National Scope—Headquarters

71-DF-1116	Minnesota	\$ 262,347
71-DF-1110	Texas	80,041
71-DF-1122	Wisconsin	575,000
72-DF-99-0004	Washington, D.C.	236,481
72-DF-99-0002	California	130,000
72-DF-99-0019	California	250,000
72-DF-99-0011	Florida	95,410
72-DF-99-0015	Florida	29,939
72-DF-99-0021	Florida	46,259
72-DF-99-0022	Florida	50,385
72-DF-99-0023	Florida	1,258,502
72-DF-99-0024	Florida	646,412
72-DF-99-0025	Florida	103,220
72-DF-99-0026	Florida	24,786
72-DF-99-0027	Florida	79,795
72-DF-99-0028	Florida	422,188
72-DF-99-0029	Florida	5,977
72-DF-99-0030	Florida	99,733
72-DF-99-0031	Florida	153,943
72-DF-99-0032	Florida	2,112
72-DF-99-0005	Illinois	99,830
72-DF-99-0009	Kentucky	182,040
72-DF-99-0008	Massachusetts	140,000
72-DF-99-0033	Minnesota	50,000
72-DF-99-0013	Mississippi	218,375
72-DF-99-0007	Nevada	61,534
72-DF-99-0012	New York	128,775
72-DF-99-0016	Washington, D.C.	66,855
72-DF-99-0003	Texas	140,000
72-DF-99-0014	Virginia	90,000
72-DF-99-0001	Washington, D.C.	157,660
72-DF-99-0006	West Virginia	449,735
72-DF-99-0010	Washington, D.C.	103,467
72-DF-99-0018	Washington, D.C.	165,935
72-DF-99-0020	Washington, D.C.	99,424
72-DF-99-0034	Washington, D.C.	557,905
72-DF-99-0035	Washington, D.C.	380,340

National Scope—Regions

72-DF-03-0016	Delaware	250,000
72-DF-05-0046	Michigan	330,562
72-DF-02-0017	New York	12,500
72-DF-03-0017	Pennsylvania	500,000
72-DF-03-0030	Pennsylvania	200,000

Table 5.—Fiscal Year 1972 Part E Discretionary Grant Abstracts

[Listed by State within each Region]

NATIONAL SCOPE

72-ED-99-0001—\$5,000.

Grantee—Texas SPA.

Subgrantee—

Title—Corrections Task Force.

Project summary—This augments 72DF-99-0003 (N1 72-024 G) to cover a 2-day conference for establishing goals, standards and the role of National Academy of Corrections.

72-ED-99-0003—\$30,000.

Grantee—District of Columbia SPA.

Subgrantee—U.S. Department of Labor.

Title—Replicable Program for Employment of Ex-Offenders in Government.

Project summary—Employment of ex-offenders in the government in Washington, D.C. Metro area. Through this effort a national demonstration of the application of comprehensive manpower approach to offender rehabilitation may be made.

72-ED-99-0004—\$214,600.

Grantee—Washington, D.C. SPA.

Subgrantee—D.C. Department of General Services.

Title—Lorton Master Plan—Phase III "Development Plan."

Project summary—Seeks to develop a 20-year master plan for development of the District's 4,000-acre correctional complex at Lorton.

72-ED-99-0005—\$126,000.

Grantee—Michigan SPA.

Subgrantee—Genesee County Children's Facilities.

Title—Rehabilitative Day Care and Full Care for Juvenile and Youth Offenders.

Project summary—A two-fold program: (1) special education and counseling for juveniles whose presence in regular classroom is impossible because of behavior, and (2) provide behavior modification program at a juvenile detention facility.

72-ED-99-0007—\$125,724.

Grantee—Virginia SPA.

Subgrantee—

Title—National Conference on Corrections.

Project summary—This conference was held in Williamsburg, Va., December 5-8, 1971. Issues in corrections and recommendations for reform based on assessment of progress made in response to President Nixon's 1969 13-point directive.

REGION 1

72-ED-01-0001—\$81,673.

Grantee—Rhode Island SPA.

Subgrantee—Rhode Island SPA.

Title—Challenge House: A Halfway House for Ex-Felons.

Project summary—This halfway house will assist in job and educational placements, intensive counseling and transitional support for residents leaving the ACI on parole or at expiration of their sentence.

72-ED-01-0002—\$91,760.

Grantee—Massachusetts SPA.

Subgrantee—Department of Youth Services.

Title—Program Alternatives to Institutionalization.

Project summary—Homeward bound, a short-term alternative to institutionalization for 15-17 year-olds. The goal is to reduce recidivism and develop self-image, pride and personal understanding.

72-ED-01-0003—\$235,000.

Grantee—Massachusetts SPA.

Subgrantee—Massachusetts Department of Youth Services.

Title—Massachusetts Department of Youth Services Community Based Group Home Project.

Project summary—Establish six community based correctional residential treatment centers as alternatives to large institutions. Approximately 120 youths will be involved.

72-ED-01-0004—\$249,750.

Grantee—Massachusetts SPA.

Subgrantee—Massachusetts Department of Corrections.

Title—Norfolk Integration Center.

Project summary—A broad-based, community-based treatment program to help 50 prereleased inmates readjust to community life.

72-ED-01-0005—\$71,424.

Grantee—Connecticut SPA.

Subgrantee—Adult Probation Department.

Title—Probation Aide to Assist Adult Probation Officers.

Project summary—Provide 1 probation aide for every 2 probation officers in urban areas, a total of 16 aides. Recruitment will be from former probationers, etc.

72-ED-01-0006—\$172,582.

Grantee—Connecticut SPA.

Subgrantee—Connecticut Department of Corrections.

Title—A Coordinated Comprehensive Community Correctional Residence.

Project summary—Maintenance of a community correctional residence (halfway house).

72-ED-01-0007—\$90,330.

Grantee—Massachusetts SPA.

Subgrantee—Middlesex County Sheriff's Office.

Title—Program for Rehabilitation and Work Release.

Project summary—Continuation of sheriff's office program for rehabilitation and work release to maximize use of existing hardware and skill training. Will also provide uninterrupted academic vocational training for inmates selected.

72-ED-01-0008—\$123,995.

Grantee—Connecticut SPA.

Subgrantee—City of New Haven.

Title—TRI-RYC, Inc., Girls and Boys Residential Youth Center.

Project summary—Support hardcore delinquents to readjust, assist their families in aiding youth, develop a facility to provide the program, and research the obstacles which confront such youth.

72-ED-01-0009—\$299,610.

Grantee—New Hampshire SPA.

Subgrantee—State Department of Mental Health.

Title—Specialized Therapeutic Services to Severely Disturbed Inmates.

Project summary—Disturbed inmates have not received appropriate care in the State's facilities. This project will provide needed treatment such as psychiatrists, psychologists, social workers, nurses, and clerical personnel.

72-ED-0010—\$188,472.

Grantee—Rhode Island SPA.

Subgrantee—New England Correctional Coordinating Council, Inc.

Title—Multistate Treatment of Special Offenders.

Project summary—In-depth study of the problem of the deviant offender, current approaches to the problem in each of six States, and identification of needs and resources in the States.

72-ED-01-0011—\$86,357.

Grantee—Connecticut SPA.

Subgrantee—NECCC.

Title—New England Correctional Coordinating Committee.

Project summary—Full-time professional service for development of regional correctional projects.

REGION 2

72-ED-02-0001—\$500,000.

Grantee—Virgin Islands SPA.

Subgrantee—Government of Virgin Islands.

Title—Adult Correctional Facility.

Project summary—Construction of an adult correctional facility designed to accommodate 120 males and 14 females, with expansion capability to 206.

72-ED-02-0002—\$147,098.

Grantee—New York SPA.

Subgrantee—Suffolk County.

Title—Correctional Officers Training.

Project summary—A month-long training program for each of 190 correctional officers of Suffolk County jail which serves 6,000 inmates annually.

72-ED-02-0003—\$83,167.

Grantee—New York SPA.

Subgrantee—New York State Division of Probation.

Title—Demonstration of Intensive Probation Services for Family Court.

Project summary—To determine whether intensive intake services reduce court congestion, and whether a structured environment is a satisfactory substitute for institutional care for juveniles.

72-ED-02-0004—\$124,374.

Grantee—New York SPA.

Subgrantee—Criminal Justice Coordinating Council.

Title—Bronx Community Counseling Project.

Project summary—Continuation and expansion of 70-DF-055. A project to divert children, youthful offenders and adults from courts and prisons, rehabilitate offenders and reduce recidivism.

72-ED-02-0005—\$87,681.

Grantee—New York SPA.

Subgrantee—City of Syracuse.

Title—Syracuse Group Homes.

Project summary—Establish two group homes for youth there who are ungovernable or truant, or who are convicted of nonpenal offenses. Educating and counseling will assist in better adjustments, and reduction in recidivism.

72-ED-02-0006—\$120,000.

Grantee—New York SPA.

Subgrantee—County of Erie.

Title—Pilot Project, Detention Division, Erie County Family Court.

Project summary—Proposed to conduct a 1 year pilot project to demonstrate the rehabilitative potential of juvenile detention facilities.

72-ED-02-0007—\$121,800.

Grantee—New York SPA.

Subgrantee—Black River-St. Lawrence Regional Planning Board, Inc.

Title—Regional Halfway House.

Project summary—A regional youth detention facility for five counties. There will be two cottages operated by the Children's Home of Jefferson County, Inc., and will provide all needs for ages 8-17.

72-ED-02-0008—\$264,635.

Grantee—New York SPA.

Subgrantee—Criminal Justice Coordinating Council.

Title—Intensive Family-Centered Services for Troubled Children in the Community.

Project summary—Seeks to divert children and families from the courts, and to serve those whose cases have reached the courts. Crisis-oriented arrangements will be made available.

72-ED-02-0009—\$12,500.

Grantee—New York SPA.

Subgrantee—National Association of State Drug Abuse Program Coordinators.

Title—Inter-State Technical Assistance Drug Abuse Program.

Project summary—The coordinators will conduct four workshops in Salt Lake City, Utah, New Orleans, La., Madison, Wis., and Albany, N.Y., to provide each State with guidance in designing an administrative plan and system for program coordination mandated by Federal legislation, but geared to each individual State's needs.

REGION 3

72-ED-03-0001—\$16,340.

Grantee—West Virginia SPA.

Subgrantee—West Virginia Department of Public Institutions.

Title—Inmate Training and Employment Procurement.

Project summary—Purchase equipment needed for up-to-date comprehensive vocational training at the West Virginia Forestry Camp for boys, which is a disciplinary honor camp for male offenders, ages 16-21.

72-ED-03-0002—\$250,000.

Grantee—Delaware SPA.

Subgrantee—Division of Drug Abuse Control.

Title—Criminal Justice Drug Treatment Project.

Project summary—As one part of a comprehensive multimodality approach to drug abuse prevention and treatment in Delaware, an identification, screening, and referral system will be developed.

72-ED-03-0003—\$500,000.

Grantee—Pennsylvania SPA.

Subgrantee—City of Philadelphia.

Title—Treatment Alternatives to Street Crime.

Project summary—Treatment as an alternative to incarceration to reduce drug abuse and recidivism.

REGION 4

72-ED-04-0001—\$141,000.

Grantee—Alabama SPA.

Subgrantee—Dallas County Commission.

Title—Regional Demonstration Program for Youth-Delinquency Services.

Project summary—A 10-county, regionwide program of detention, probation, aftercare, and training.

72-ED-04-0002—\$138,645.

Grantee—North Carolina SPA.

Subgrantee—City of Charlotte.

Title—Home of Assurance—A Comprehensive Services Program for Ex-Convicts.

Project summary—Services for 35-50 ex-offenders: (1) prerelease counseling; (2) counseling offender's family; (3) temporary residential placement; (4) employment training and placement; (5) followup care.

72-ED-04-0003—\$225,000.

Grantee—Florida SPA.

Subgrantee—Hillsborough County.

Title—Hillsborough County Board of Corrections.

Project summary—Project will provide rehabilitation, transportation, housing, and confinement of prisoners.

72-ED-04-0004—\$100,000.

Grantee—South Carolina SPA.

Subgrantee—South Carolina Department of Juvenile Corrections.

Title—Diagnostic and Consultative Center.

Project summary—This continues a 1970 project funded by LEAA. It will enable South Carolina Department of Juvenile Corrections to expand services of Central State Diagnostic and Consultative Center to serve all local and county courts.

72-ED-04-0005—\$375,000.

Grantee—Tennessee SPA.

Subgrantee—County of Shelby.

Title—Shelby County Criminal Justice Complex.

Project summary—Provide architectural services to design a comprehensive correctional facility housing 1,000 inmates.

72-ED-04-0006—\$55,000.

Grantee—Tennessee SPA.

Subgrantee—Chattanooga Model Cities.

Title—Problem Juvenile Counseling and Rehabilitation Center.

Project summary—This center will provide a workable alternative to traditional juvenile corrections system and institutionalization, to reduce juvenile probation caseload by 200 a year.

72-ED-04-0007—\$66,147.

Grantee—Tennessee SPA.

Subgrantee—Shelby County Penal Farm.

Title—Drug Offender Rehabilitation Project.

Project summary—A 20-bed unit rehabilitation project will be established on the Shelby Farm. Specialists will be hired and a therapeutic community approach will be used.

72-ED-04-0008—\$19,658.

Grantee—Kentucky SPA.

Subgrantee—Kentucky Department of Corrections.

Title—Community Services-Volunteer Assistance Program.

Project summary—Support of project staff so they can continue recruiting, training, and supervising volunteers who counsel and assist probationers and parolees to help assure successful reentry into society.

72-ED-04-0009—\$150,000.

Grantee—Georgia SPA.

Subgrantee—Fulton County Government.

Title—Special Case Services for the Criminal Addict.

Project summary—Provide special services to the criminal addict. This research program will evaluate the impact upon incidence of crime in the area and its relationship to addiction.

72-ED-04-0010—\$100,000.

Grantee—Georgia SPA.

Subgrantee—University of Georgia.

Title—Southeastern Regional Center for Correctional Manpower Development and Training.

Project summary—Expansion of the program of management development to train 190 individuals throughout the southeast region with policy and decision-making responsibility in the correctional system.

72-ED-04-0011—\$80,100.

Grantee—Tennessee SPA.

Subgrantee—Davidson County Courthouse.

Title—Rap House—Narcotics and Dangerous Drug Aid and Information.

Project summary—A 24-hour walk-in facility for emergency medical assistance a crisis phone line, and a community and parent information service and speakers bureau. Professional medical and psychiatric help will be available.

72-ED-04-0012—\$40,000.

Grantee—North Carolina SPA.

Subgrantee—Eastern Band of Cherokee Indians.

Title—Cherokee Boys Home Training and Enrichment Program.

Project summary—A home for 100 boys including vocational training, jobs, education, and recreation. Fifteen to 20 predelinquent boys will live in cottages with houseparents.

72-ED-04-0013—\$113,562.

Grantee—Mississippi SPA.

Subgrantee—Mississippi Band of Choctaw Indians.

Project summary—Adult Corrections Center.

Project summary—Construction of a correctional facility in a location where it is possible to establish a work-release program to reduce recidivism rates among offenders.

72-ED-04-0014—\$200,000.

Grantee—South Carolina SPA.

Subgrantee—Chester County.

Title—Combined Law Enforcement Center.

Project summary—Construction of a combined law enforcement center to replace existing facilities, providing a central location for police, courts, and correctional personnel and services.

72-ED-04-0015—\$153,511.

Grantee—Alabama SPA.

Subgrantee—Mobile County Commission.

Title—Mobile County Youth Center.

Project summary—Construction of a community based juvenile detention center to provide living quarters for 49 boys and 25 girls as well as facilities for a juvenile court, probation, and counseling office.

72-ED-04-0016—\$231,804.

Grantee—South Carolina SPA.

Subgrantee—South Carolina Department of Corrections.

Title—Project Transition.

Project summary—Improve employment opportunities in South Carolina for institutionalized offenders about to return to society.

REGION 5

72-ED-05-0001—\$818,403.

Grantee—Illinois SPA.

Subgrantee—City of Chicago.

Title—Parolee Employment Program.

Project summary—To hire and train 100 parolees in 1 year for full-time jobs with various departments of government in the city of Chicago.

72-ED-05-0002—\$253,089.

Grantee—Illinois SPA.

Subgrantee—Illinois Department of Corrections.

Title—Operation DARE/Illinois.

Project summary—To prepare persons within prisons and on work-release for jobs through coordination of existing agencies, job development, public relations and counseling and followup of clients.

REGION 6

72-ED-06-0001—\$84,315.

Grantee—New Mexico SPA.

Subgrantee—Eastern New Mexico University.

Title—New Mexico Project Newgate.

Project summary—Supports an existing program for inmates with ability to do college work. Present program will be expanded to include college-level courses inside the institution and additional services related to services needed for social readjustment.

72-ED-06-0002—\$200,000.

Grantee—New Mexico SPA.

Subgrantee—Santa Clara Pueblo.

Title—Adult Corrections and Rehabilitation Center.

Project summary—Together with seven other northern New Mexico Pueblos, Santa Clara will develop a model adult correctional facility. It will be minimum security with emphasis on broad-spectrum, community-oriented special treatment with rehabilitation as the primary goal.

72-ED-06-0003—\$173,550.

Grantee—Texas SPA.

Subgrantee—County of El Paso.

Title—Small Group Care Homes for Predelinquent Adolescent Girls.

Project summary—This grant will enable YWCA and El Paso Christian Home For Girls to provide residential care for predelinquent girls in four group homes and one emergency home. Maximum number to be cared for is 58, ages 12-20.

72-ED-06-0004—\$125,000.

Grantee—Texas SPA.

Subgrantee—Texas SPA.

Title—YWCA Intervention Center.

Project summary—National Board YWCA sponsorship of intervention centers to be established in selected Texas localities. Included are resources for services to selected female young offenders, referred by juvenile court, police referrals, adult parolees, and young adult probationers.

72-ED-06-0005—\$150,000.

Grantee—New Mexico SPA.

Subgrantee—Jicarilla Apache Tribe.

Title—Adult Correctional Center.

Project summary—To develop a small model unit adult correctional facility to provide flexible, broad-spectrum, community-oriented special treatment with rehabilitation as a primary goal.

72-ED-06-0006—\$150,000.

Grantee—Texas SPA.

Subgrantee—Harris County.

Title—Foster Home Residential Facility Development Program for Troubled Youth.

Project summary—Project will provide much needed continuation and expansion of the foster home plan sponsored by Harris County. Foster care will be given not only after court, but after care and precourt as well.

72-ED-06-0007—\$90,000.

Grantee—Oklahoma SPA.

Subgrantee—Oklahoma Department of Corrections.

Title—Job Therapy Program for Ex-offenders.

Project summary—To increase the ex-offenders' productivity and vocational experience, by enabling ex-offenders to have job success in the first year following release.

72-ED-06-0008—\$50,000.

Grantee—Oklahoma SPA.

Subgrantee—Juvenile Bureau of District Court for Oklahoma County.

Title—Consolidation and Development of Juvenile Justice Services.

Project summary—Goal of this project is to survey the present juvenile justice system in Oklahoma County and make a thorough study of methods to consolidate court probation and detention operations in one location. This will help divert juveniles who have not committed criminal acts from the system.

72-ED-06-0009—\$18,776.

Grantee—Oklahoma SPA.

Subgrantee—Oklahoma City—County Health Department.

Title—Bethany-Warr Acres Guidance Project for Juvenile Offenders.

Project summary—This project will work with local police in assisting youth and their families when delinquent or predelinquent behavior appears to be a reflection of adjustment problems.

72-ED-06-0010—\$200,000.

Grantee—Louisiana SPA.

Subgrantee—City of New Orleans.

Title—Construction of Orleans Parish Prison.

Project summary—A three-stage project: Land acquisition, construction of a new prison facility, and installation of equipment and furnishing of administrative area of the structure.

72-ED-06-0011—\$213,248.

Grantee—Arkansas SPA.

Subgrantee—Pulaski County.

Title—Pulaski County Community Correctional Facility—Phase I.

Project summary—Detention for males, females, and juveniles who are misdemeanants serving sentences; accused felons awaiting trial; State and Federal offenders in transit; alcoholic offenders and drug offenders.

REGION 7

72-ED-07-0008—\$140,125.

Grantee—Nebraska SPA.

Subgrantee—Sarpy County Board of Commissioners.

Title—Sarpy County Hall of Justice.

Project summary—Construction of a new detention facility which will house 28 prisoners with provision for expansion. The planned facility will allow the Sarpy County Jail to function only as a detention facility.

72-ED-07-0009—\$1,000,000.

Grantee—Missouri SPA.

Subgrantee—None.

Title—High Impact Program.

REGION 8

72-ED-08-0001—\$9,000.

Grantee—Montana SPA.

Subgrantee—Lewis and Clark County Welfare Board.

Title—Group Foster Home.

Project summary—A group home for 8-10 teenagers who have been identified by social agencies, law enforcement, or school personnel as being potentially helped by rehabilitative group home care.

72-ED-08-0002—\$24,850.

Grantee—Montana SPA.

Subgrantee—City of Helena.

Title—Way-Let A Comprehensive Community-Based Program of Services to Ex-Offender's.

Project summary—Establish a program to assist parolled ex-felons and their families.

REGION 9

72-ED-09-0001—\$98,040.

Grantee—California SPA.

Subgrantee—California Youth Authority.

Title—Treatment Team Effectiveness Development.

Project summary—California Youth Authority in cooperation with ESL, Inc., will design and implement a model program involving the treatment of two cottage units at the Paso Robles School for Boys. They will plan, enact, and evaluate systematic inservice training in the development and operation of treatment programs.

72-ED-09-0002—\$65,550.

Grantee—California SPA.

Subgrantee—Ventura County Health Department.

Title—Law Enforcement Alcoholism Intervention Project.

Project summary—To help alcoholics.

REGION 10

72-ED-10-0001—\$210,018.

Grantee—Oregon SPA.

Subgrantee—University of Oregon.

Title—Oregon Project Newgate.

Project summary—Partial support for a project that provides college education for felony offenders serving sentences in the State institutions. State will assume complete program responsibility after grant period is completed.

72-ED-10-0002—\$115,084.

Grantee—Idaho SPA.

Subgrantee—Youth Rehabilitation Division.

Title—Neighborhood Probation Center.

Project summary—To provide parole and probation effectiveness through the implementation of neighborhood programs designed to coordinate and implement a variety of services to children to help prevent them from becoming delinquent.

72-ED-10-0003—\$161,454.

Grantee—Oregon SPA.

Subgrantee—Oregon Corrections Division.

Title—Project T.E.E.M.

Project summary—The objective is to improve and develop correctional manpower resources and improve services to adults in community based corrections programs.

72-ED-10-0005—\$495,500.

Grantee—Oregon SPA.

Subgrantee—Multnomah County and City of Portland.

Title—Regional Corrections Improvement Project.

Project summary—Study of corrections facilities in Portland metro area. Renovations and additional improvements are being made for prisoners.

72-ED-10-0006—\$250,000.

Grantee—Idaho SPA.

Subgrantee—Idaho State Board of Correction.

Title—Construction of Modern Idaho Penal Complex.

Project summary—To assist in completion of penal institution. Building will include medical clinic, corrective treatment, athletic, cultural, religious and recreational activities.

72-ED-10-0008—\$103,991.

Grantee—Idaho SPA.

Subgrantee—Tribal Council—Shoshone-Bannock Indian Tribes.

Title—Community Diagnostic and Rehabilitation Center for Adults & Juveniles.

Project summary—Supplemental award to 71DF-462, will provide for detention and rehabilitation facility to be constructed at Fort Hall Indian Reservation. Facility will provide detention, diagnosis, treatment, education, work release, employment assistance, and general rehabilitation services.

72-ED-10-0009—\$4,513.

Grantee—Alaska SPA.

Subgrantee—Alaska SPA.

Title—Native Village Jail, Corrections Study.

Project summary—A Native specialist intern will be hired by the Alaska SPA to conduct a "jail needs assessment survey" of small native "bush" villages.

Table 6.—Fiscal Year 1972 Part E Discretionary Grants

[Listed by State]

Alabama:			Indiana		
	Subgrantee			Subgrantee	
72-ED-04-0001	Dallas County Commission	\$141,000		None	
72-ED-04-0015	Mobile County Commission	153,511			
Total, Alabama		294,511		None	
Alaska			Iowa		
72-ED-10-0009	Alaska SPA	4,513		None	
Total, Alaska		4,513	Kansas		
American Samoa				None	
	None		Kentucky		
Arizona					
	None		72-ED-04-0008	Kentucky Department of Corrections	19,658
Arkansas			Total, Kentucky		19,658
72-ED-06-0011	Pulaski County	213,248	Louisiana		
Total, Arkansas		213,248			
California			72-ED-06-0010	City of New Orleans	200,000
72-ED-09-0001	California Youth Authority	98,040	Total, Louisiana		200,000
72-ED-09-0002	Ventura County Health Department	65,550	Maine		
Total, California		163,590		None	
Colorado			Maryland		
	None			None	
Connecticut			Massachusetts		
72-ED-01-0005	Adult Probation Department	71,424	72-ED-01-0002	Department of Youth Services	91,760
72-ED-01-0006	Connecticut Department of Corrections	172,582	72-ED-01-0003	Department of Youth Services	235,000
72-ED-01-0008	City of New Haven	123,995	72-ED-01-0004	Department of Corrections	249,750
72-ED-01-0011	NECC	86,357	72-ED-01-0007	Middlesex County Sheriff's Office	90,330
Total, Connecticut		454,358	Total, Massachusetts		666,840
Delaware			Michigan		
72-ED-03-0002	Division of Drug Abuse Control	250,000		None	
Total, Delaware		250,000	Minnesota		
District of Columbia				None	
	None		Mississippi		
Florida					
72-ED-04-0003	Hillsborough County	225,000	72-ED-04-0013	Mississippi Band of Choctaw Indians	113,562
Total, Florida		225,000	Total, Mississippi		113,562
Georgia			Missouri		
72-ED-04-0009	Fulton County Government	150,000			
72-ED-04-0010	University of Georgia, Athens	100,000	72-ED-07-0009	City of St. Louis (IMPACT)	1,000,000
Total, Georgia		250,000	Total, Missouri		1,000,000
Guam			Montana		
	None				
Hawaii			72-ED-08-0001	Lewis & Clark County Welfare Board	9,000
	None		72-ED-08-0002	City of Helena	24,850
Idaho			Total, Montana		33,850
72-ED-10-0002	Youth Rehabilitation Division	115,084	Nebraska		
72-ED-10-0006	Idaho State Board of Corrections	250,000			
72-ED-10-0008	Tribal Council	103,991	72-ED-07-0008	Sarpy County Board of Commissioners	140,125
Total, Idaho		469,075	Total, Nebraska		140,125
Illinois			Nevada		
72-ED-05-0001	City of Chicago	818,403		None	
72-ED-05-0002	Illinois Department of Corrections	253,089	New Hampshire		
Total, Illinois		1,071,492			
			72-ED-01-0009	State Department of Mental Health	299,610
New Jersey			Total, New Hampshire		299,610
	None		New Jersey		

New Mexico		Subgrantee	
72-ED-06-0001	Eastern New Mexico University	84,315	
72-ED-06-0002	Santa Clara Pueblo	200,000	
72-ED-06-0005	Jicarilla Apache Tribe	101,830	
72-ED-06-0005	(S-1) Jicarilla Apache Tribal Council	48,170	
Total, New Mexico		434,315	
New York			
72-ED-02-0002	Suffolk County	147,098	
72-ED-02-0003	New York State Division of Probation	83,167	
72-ED-02-0004	Criminal Justice Coordinating Council	124,374	
72-ED-02-0005	City of Syracuse	87,681	
72-ED-02-0006	County of Erie	120,000	
72-ED-02-0007	St. Lawrence Regional Planning Board, Inc.	121,800	
72-ED-02-0008	Criminal Justice Coordinating Council	264,635	
72-ED-02-0009	National Association of State Drug Abuse Prog. Coordinators	12,500	
Total, New York		961,255	
North Carolina			
72-ED-04-0002	City of Charlotte	138,646	
72-ED-04-0012	Eastern Band of Cherokee Indians	40,000	
Total, North Carolina		178,646	
North Dakota			
	None		
Ohio			
	None		
Oklahoma			
72-ED-06-0007	Oklahoma Department of Corrections	90,000	
72-ED-06-0008	Juvenile Bureau of District Court for Oklahoma County	50,000	
72-ED-06-0009	Oklahoma City, County Health Department	18,776	
Total, Oklahoma		158,776	
Oregon			
72-ED-10-0001	University of Oregon	210,018	
72-ED-10-0003	Oregon Corrections Division	161,454	
72-ED-10-0005	Multnomah County and City of Portland	495,500	
Total, Oregon		866,972	
Pennsylvania			
72-ED-03-0003	City of Philadelphia	500,000	
Total, Pennsylvania		500,000	
Puerto Rico			
	None		
Rhode Island			
72-ED-01-0001	Rhode Island SPA	81,673	
72-ED-01-0010	Rhode Island SPA	188,472	
Total, Rhode Island		270,145	

South Carolina		Subgrantee	
72-ED-04-0004	South Carolina Department of Corrections	100,000	
72-ED-04-0014	Chester County	200,000	
72-ED-04-0016	South Carolina Department of Corrections	231,804	
Total, South Carolina		531,804	
South Dakota			
	None		
Tennessee			
72-ED-04-0005	County of Shelby	375,000	
72-ED-04-0006	Chattanooga Model Cities	55,000	
72-ED-04-0007	Shelby County Penal Farm	66,147	
72-ED-04-0011	Office of District Attorney, Metro	80,100	
Total, Tennessee		576,247	
Texas			
72-ED-06-0003	County of El Paso	168,661	
72-ED-06-0004	Texas SPA	125,000	
72-ED-06-0006	Harris County Courthouse	150,000	
Total, Texas		\$443,661	
Utah			
	None		
Vermont			
	None		
Virgin Islands			
72-ED-02-0001	Government of Virgin Islands	500,000	
Total, Virgin Islands		500,000	
Virginia			
	None		
Washington			
	None		
West Virginia			
72-ED-03-0001	West Virginia Department of Public Institutions	16,340	
Total, West Virginia		16,340	
Wisconsin			
	None		
Wyoming			
	None		
NATIONAL SCOPE		Subgrantee	
72-ED-99-0001	Texas SPA	5,000	
72-ED-99-0003	District of Columbia SPA	30,000	
72-ED-99-0004	District of Columbia Department of General Services	214,600	
72-ED-99-0005	Genesee County Childrens Facilities	126,000	
72-ED-99-0007	Virginia, SPA	125,724	
Total, National Scope		501,324	

Table 7.—Fiscal Year 1971 Part C Discretionary Grant Abstracts¹

[Listed consecutively by grant number]

71-DF-1099—\$100,000.

Grantee—Massachusetts SPA.

Subgrantee—City of Fall River.

Title—Juvenile Delinquency Prevention and Control Programs.

Project summary—Establish a Youth Resource Bureau and implement a system of silent alarms for school system to reduce vandalism.

71-DF-1100—\$147,863.

Grantee—Wisconsin SPA.

Subgrantee—Milwaukee County Mental Health Center.

Title—Pilot Methadone Maintenance Program.

Project summary—Establish a methadone clinic based on detoxification and job training.

71-DF-1101—\$143,413.

Grantee—Ohio SPA.

Subgrantee—Department of Police.

Title—Continuation of Community-Centered Team Policing Program.

Project summary—Second year operation of a community-centered team policing project for Dayton Police Department.

71-DF-1102—\$33,335.

Grantee—New Hampshire SPA.

Subgrantee—Superior Court of New Hampshire.

Title—Superior Court of New Hampshire.

Project summary—Provides an attorney as administrative assistant to the Justice of Superior Court.

71-DF-1103—\$100,000.

Grantee—Massachusetts SPA.

Subgrantee—City of Springfield.

Title—Police and Community Service Cadets.

Project summary—Community service cadets to provide a recruitment base for police cadet program.

71-DF-1104—\$14,292.

Grantee—Maine SPA.

Subgrantee—University of Maine.

Title—Law Student Interns in Prosecutor/Defender Offices.

Project summary—Train and employ senior law students in the Cumberland Legal Aid Clinic and three surrounding county prosecutors offices.

71-DF-1105—\$230,000.

Grantee—California SPA.

Subgrantee—Los Angeles County.

Title—Fenner Canyon Probation Camp Vocational Training.

Project summary—Continuation of 71-DF-473. Funding for juvenile residential treatment center.

71-DF-1106—\$214,454.

Grantee—Arizona SPA.

Subgrantee—Maricopa County.

Title—Criminal Justice Communications Systems.

Project summary—Provide for completion of computerized information and communications system.

71-DF-1107—\$225,000.

Grantee—Florida SPA.

Subgrantee—Broward County.

Title—Broward County Narcotics and Dangerous Drugs Intelligence and Enforcement Unit.

Project summary—A 15-man undercover narcotics squad will be established.

71-DF-1108—\$225,000.

Grantee—Florida SPA.

Subgrantee—Pinellas County.

Title—County-Coordinated Mobile Communications System.

Project summary—Provide for a county-coordinated network (radio) enabling the sheriff's department to be in contact with every mobile unit in the county system.

71-DF-1109—\$11,250.

Grantee—Florida SPA.

Subgrantee—Consolidated City of Jacksonville.

Title—Police Legal Advisor.

Project summary—Continue to employ a full-time police legal advisor.

71-DF-1110—\$80,041.

Grantee—Texas SPA.

Subgrantee—National Association of Attorneys General.

Title—National Association of Attorneys General Improvement Project.

Project summary—Management and organization analysis of the Office of Attorneys General and development of model legislation on subjects related to crime control.

71-DF-1111—\$70,140.

Grantee—Ohio SPA.

Subgrantee—Department of Police.

Title—Community Oriented Conflict Management.

Project summary—Continuation of 70-DF-292. Increase scope of conflict management and increase capacity to respond to all types of community conflict.

71-DF-1112—\$49,537.

Grantee—Nevada SPA.

Subgrantee—Nevada Attorney General.

Title—Prosecutive Technical Assistance and Coordination Unit.

Project summary—Establish a unit to provide investigative and trial capabilities and provide educational and training support services.

71-DF-1113—\$46,319.

Grantee—Florida SPA.

Subgrantee—House of Representatives.

Title—Florida Criminal Code Revision.

Project summary—Provide for a substantive revision of the Florida Criminal Code.

71-DF-1114—\$119,377.

Grantee—Rhode Island SPA.

Subgrantee—Division of Mental Health.

Title—Rhode Island Methadone Maintenance Program.

Project summary—Provide Methadone Maintenance for 100 hard-core drug addicts in Rhode Island.

71-DF-1115—\$86,980.

Grantee—Oklahoma SPA.

Subgrantee—Urban League of Oklahoma City.

Title—Police Academy.

Project summary—Identify qualified youthful dropouts and provide opportunity to complete education to move into productive community employment.

71-DF-1116—\$262,347.

Grantee—Minnesota SPA.

Subgrantee—Minnesota SPA.

Title—Consortium of States to Furnish Legal Counsel to Prisoners.

Project summary—Three States have agreed to provide legal services to prisoners who are indigent.

71-DF-1117—\$91,048.

Grantee—Minnesota SPA.

Subgrantee—City of Rochester.

Title—Coordinated Emergency Communication System.

Project summary—A coordinated law enforcement network for all agencies in Olmsted County will be established.

71-DF-1118—\$30,000.

Grantee—Illinois SPA.

Subgrantee—Village of Hinsdale, Ill.

Title—Research in Drug Abuse-Prevention Education.

Project summary—Study to determine best ways to motivate youth away from drug experimentation.

71-DF-1119—\$353,925.

Grantee—California SPA.

Subgrantee—Los Angeles County.

Title—STOL-Fixed Wing Aircraft and Helicopter Cost/Effectiveness Study.

Project summary—Determine cost/effectiveness of three different types of police air mobility platforms.

¹These grants were awarded during fiscal year 1972 with funds appropriated for fiscal year 1971 but available until expended.

71-DF-1120—\$202,395.

Grantee—Washington, D.C. SPA.

Subgrantee—Office of U.S. Attorney.

Title—Management Evaluation and Resource Information in Tracking Systems "MERITS."

Project summary—Updating automated system in the Superior Court Division.

71-DF-1121—\$30,670.

Grantee—Florida SPA.

Subgrantee—Dade County.

Title—Dade County Organized Crime Training Course.

Project summary—Continuation of 70-DF-104. Retention of key personnel and expansion of training course.

71-DF-1122—\$575,000.

Grantee—Wisconsin SPA.

Subgrantee—National League of Cities/U.S. Conference of Mayors/Inter-City Management Association/NACORF.

Title—Planning Assistance to Urban Cities and Counties.

Project summary—Develop skills and mechanisms in selected urban cities and countries to capitalize on Safe Streets Act resources.

71-DF-1122 (S-1)—\$48,720.

Grantee—Wisconsin SPA.

Subgrantee—National League of Cities/U.S. Conference of Mayors/Inter-City Management Association/NACORF.

Title—Planning Assistance to Urban Cities and Counties.

Project summary—Supplement to 71-DF-1122.

71-DF-1122 (S-1)—\$24,360.

Grantee—Wisconsin SPA.

Subgrantee—National League of Cities/U.S. Conference of Mayors/Inter-City Management Association/NACORF.

Title—Planning Assistance to Urban Cities and Counties.

Project summary—Supplement to 71-DF-1122.

71-DF-1123—\$27,918.

Grantee—South Carolina SPA.

Subgrantee—Association of Correctional Administrators.

Title—Association of State Correctional Administrators: Special Conference.

Project summary—A special working conference in Atlanta, Ga., to develop uniform standards, policies and procedures in corrections.

71-DF-1124—\$17,053.

Grantee—Illinois SPA.

Subgrantee—City of Chicago.

Title—Chicago Outward Bound Project.

Project summary—Redirect delinquent and potentially delinquent youth from antisocial to socially acceptable behavior.

71-DF-1125—\$161,447.

Grantee—Ohio SPA.

Subgrantee—Miami Valley Council of Governments.

Title—Dayton/Montgomery County Comprehensive Addiction Services.

Project summary—Establish a control body for all available narcotics and alcohol treatment services in the Metro Dayton area.

Table 8.—Fiscal Year 1971 Part C Discretionary Grants¹

[Listed by State]

Arizona		Subgrantee		Minnesota		Subgrantee	
71-DF-1106	Maricopa County	\$214,454	71-DF-1116	Minnesota SPA	262,347
				71-DF-1117	City of Rochester	91,048
Total Arizona		214,454	Total, Minnesota		353,395
California				Nevada			
71-DF-1105	Los Angeles County	230,000	71-DF-1112	Nevada Attorney General	49,537
71-DF-1119	Los Angeles County	353,925	71-DF-Total, Nevada		49,537
Total California		583,925	New Hampshire			
District of Columbia				71-DF-1102	Superior Court of New Hampshire	33,335
71-DF-1120	Office of U.S. Attorney	202,395	Total, New Hampshire		33,335
Total District of Columbia		202,395	Ohio			
Florida				71-DF-1101	Department of Police	143,413
71-DF-1107	Broward County	225,000	71-DF-1111	Department of Police	70,140
71-DF-1108	Pinellas County	225,000	71-DF-1125	Miami Valley Council of Governments	161,447
71-DF-1109	Consolidated City of Jacksonville	11,250	Total, Ohio		375,000
71-DF-1113	House of Representatives	46,319	Oklahoma			
71-DF-1121	Dade County	30,670	71-DF-1115	Urban League of Oklahoma City	86,980
Total, Florida		538,299	Total, Oklahoma		86,980
Illinois				Rhode Island			
71-DF-1118	Village of Hinsdale	30,000	71-DF-1114	Division of Mental Health	119,377
71-DF-1124	City of Chicago	17,053	Total, Rhode Island		119,377
Total, Illinois		47,053	South Carolina			
Maine				71-DF-1123	Association of Correctional Administration	27,918
71-DF-1104	University of Maine	14,292	Total, South Carolina		27,918
Total, Maine		14,292	Texas			
Massachusetts				71-DF-1110	National Association of Attorneys General	80,041
71-DF-1099	City of Fall River	100,000	Total, Texas		80,041
71-DF-1103	City of Springfield	100,000	Wisconsin			
Total, Massachusetts		200,000	71-DF-1100	Milwaukee County Mental Health Center	147,863
				71-DF-1122	National League of Cities/U.S. Conference of Mayors/Inter-City Management Association/NA-CORF	648,080
				Total, Wisconsin		795,943

¹ These grants were awarded during fiscal year 1972 with funds appropriated for fiscal year 1971 but available until expended.

Table 9.—Fiscal Year 1971 Part E Discretionary Grant Abstracts¹

71-ED-001

Grantee—Kentucky SPA.

Subgrantee—Kenton County Jail.

Title—Inmate Daily Release Program-Rehabilitation at a Local Level.

Project summary—This will enable continued implementation of project begun as 70-DF-192. In addition to finding work, counseling ment in these jobs, recreational education and vocational programs will be given eligible participants.

71-ED-002

Grantee—Texas SPA.

Subgrantee—Travis County Juvenile Court.

Title—Comprehensive Treatment Program for Young Drug Users.

Project summary—This comprehensive treatment program is serving children up to 18 years of age who are involved in use of dangerous drugs and narcotics. Methods utilized include: Emergency treatment, diagnosis and treatment planning, outreach intervention, preventive counseling, group and individual

counseling for youth and their parents, emergency hospitalization with followup, and vocational rehabilitation.

71-ED-003

Grantee—Utah SPA.

Subgrantee—Western Interstate Commission on Higher Education.

Title—Regional Institute for Corrections, Administrative Study.

Project summary—Under guidance of SPA Directors from 11 States, training will be provided to top and middle-managerial personnel in corrections, courts, and law enforcement.

71-ED-004—\$30,000.

Grantee—Illinois SPA.

Subgrantee—Village of Hinsdale.

Title—Research in Drug Abuse Preventive Education.

Project summary—Directed to finding best way to motivate youth away from drug experimentation.

Table 10.—Fiscal Year 1971 Part E Discretionary Grants¹

[Listed by State]

Illinois

71-ED-004	Village of Hinsdale	\$30,000
Total Illinois		30,000

Kentucky

71-ED-001	Kenton County Jail	82,000
Total Kentucky		82,000

*These grants were awarded during fiscal year 1972 with funds appropriated for fiscal year 1971 but available until expended.

Texas

71-ED-002	Travis County Juvenile Court	52,000
Total Texas		52,000

Utah

71-ED-003	Western Interstate Commission on Higher Education	155,847
Total Utah		155,847

Table 11.—Part C Discretionary Grants by Program Area

LARGE CITY/COUNTY SPECIAL PROGRAMS

71-DF-1106	Arizona	\$214,454
71-DF-1107	Florida	225,000
71-DF-1108	Florida	225,000
71-DF-1099	Massachusetts	100,000
71-DF-1103	Massachusetts	100,000
71-DF-1100	Washington	147,863
72-DF-04-0020	Alabama	90,000
72-DF-04-0021	Alabama	300,960
72-DF-10-0002	Alaska	57,570
72-DF-10-0003	Alaska	18,920
72-DF-09-0004	Arizona	150,000
72-DF-09-0009	Arizona	149,925
72-DF-09-0001	California	385,000
72-DF-09-0002	California	150,000
72-DF-09-0005	California	245,448
72-DF-09-0007	California	149,819
72-DF-09-0008	California	150,000
72-DF-09-0010	California	250,000
72-DF-09-0014	California	198,507
72-DF-09-0015	California	100,000
72-DF-09-0016	California	98,000
72-DF-09-0017	California	100,000
72-DF-09-0019	California	75,000
72-DF-09-0020	California	48,500
72-DF-09-0021	California	150,000
72-DF-09-0023	California	25,000
72-DF-09-0025	California	6,500
72-DF-09-0026	California	750,000
72-DF-09-0030	California	126,500
72-DF-09-0032	California	300,000
72-DF-09-0034	California	150,000
72-DF-01-0012	Connecticut	53,865
72-DF-03-0006	Delaware	17,000
72-DF-04-0010	Florida	11,250
72-DF-04-0013	Florida	225,000
72-DF-04-0018	Florida	149,700
72-DF-04-0019	Florida	100,000
72-DF-04-0024	Florida	49,996
72-DF-04-0038	Florida	100,000
72-DF-04-0047	Florida	150,000
72-DF-04-0032	Georgia	89,150
72-DF-04-0042	Georgia	62,000
72-DF-04-0043	Georgia	100,000
72-DF-09-0003	Hawaii	149,540
72-DF-10-0005	Idaho	31,137
72-DF-05-0025	Illinois	224,981
72-DF-05-0028	Illinois	61,196
72-DF-05-0034	Illinois	52,500
72-DF-05-0005	Indiana	48,609
72-DF-05-0013	Indiana	86,095
72-DF-05-0015	Indiana	131,038
72-DF-07-0002	Kansas	97,366
72-DF-04-0023	Kentucky	100,000
72-DF-04-0032	Kentucky	108,097
72-DF-04-0033	Kentucky	79,000
72-DF-04-0046	Kentucky	121,634
72-DF-06-0001	Louisiana	108,248
72-DF-06-0008	Louisiana	100,000
72-DF-06-0009	Louisiana	50,000
72-DF-01-0001	Maine	15,500
72-DF-01-0006	Maine	19,425
72-DF-01-0007	Maine	34,000
72-DF-03-0004	Maryland	74,950
72-DF-03-0007	Maryland	22,566
72-DF-03-0011	Maryland	125,000
72-DF-05-0002	Michigan	152,300
72-DF-05-0008	Michigan	146,063
72-DF-05-0012	Michigan	99,993
72-DF-05-0024	Michigan	27,000
72-DF-05-0026	Michigan	148,700
72-DF-05-0031	Michigan	96,135
72-DF-05-0001	Minnesota	25,000
72-DF-05-0017	Minnesota	150,000
72-DF-05-0018	Minnesota	74,903

72-DF-04-0025	Mississippi	100,000
72-DF-07-0003	Missouri	149,947
72-DF-01-0024	New Hampshire	38,180
72-DF-02-0002	New Jersey	96,445
72-DF-02-0003	New Jersey	130,600
72-DF-02-0004	New Jersey	98,740
72-DF-02-0015	New Jersey	39,089
72-DF-06-0006	New Mexico	17,337
72-DF-06-0036	New Mexico	82,663
72-DF-02-0001	New York	6,500,000
72-DF-02-0008	New York	120,000
72-DF-02-0010	New York	124,976
72-DF-04-0004	North Carolina	81,319
72-DF-04-0028	North Carolina	74,874
72-DF-05-0010	Ohio	88,311
72-DF-05-0011	Ohio	229,629
72-DF-05-0019	Ohio	225,000
72-DF-05-0022	Ohio	150,000
72-DF-05-0027	Ohio	139,444
72-DF-06-0005	Oklahoma	97,728
72-DF-10-0004	Oregon	375,000
72-DF-03-0002	Pennsylvania	155,637
72-DF-01-0025	Rhode Island	45,521
72-DF-04-0005	South Carolina	87,621
72-DF-04-0017	Tennessee	225,000
72-DF-06-0002	Texas	25,000
72-DF-06-0003	Texas	55,922
72-DF-06-0004	Texas	60,710
72-DF-06-0016	Texas	209,091
72-DF-06-0017	Texas	56,250
72-DF-06-0018	Texas	150,000
72-DF-06-0019	Texas	55,300
72-DF-06-0020	Texas	68,885
72-DF-06-0021	Texas	96,616
72-DF-06-0025	Texas	160,091
72-DF-10-0006	Washington	159,547
72-DF-10-0007	Washington	144,768
72-DF-03-0008	Virginia	127,500
72-DF-03-0009	Virginia	126,229
72-DF-03-0027	Virginia	175,954
72-DF-03-0005	West Virginia	85,000
72-DF-05-0004	Wisconsin	166,684
72-DF-05-0006	Wisconsin	12,000
72-DF-02-0009	Puerto Rico	137,000

POLICE IMPROVEMENT PROGRAMS

71-DF-1109	Florida	11,250
72-DF-04-0050	Alabama	147,739
72-DF-09-0024	Arizona	34,552
72-DF-09-0031	California	30,618
72-DF-09-0033	California	150,000
72-DF-01-0004	Connecticut	12,000
72-DF-01-0009	Connecticut	7,500
72-DF-01-0019	Connecticut	104,040
72-DF-04-0039	Florida	50,732
72-DF-04-0048	Florida	99,664
72-DF-06-0024	Louisiana	83,900
72-DF-06-0026	Louisiana	74,440
72-DF-01-0011	Massachusetts	11,250
72-DF-01-0013	Massachusetts	11,250
72-DF-01-0016	Massachusetts	60,000
72-DF-05-0023	Minnesota	167,076
72-DF-07-0006	Nebraska	35,000
72-DF-01-0018	New Hampshire	23,823
72-DF-02-0005	New Jersey	56,000
72-DF-02-0007	New Jersey	120,000
72-DF-02-0006	New York	11,250
72-DF-04-0009	North Carolina	14,250
72-DF-04-0036	North Carolina	73,595
72-DF-05-0016	Ohio	3,500
72-DF-03-0001	Pennsylvania	52,000
72-DF-04-0026	South Carolina	225,000
72-DF-04-0029	Tennessee	20,160
72-DF-04-0012	Texas	43,409

CORRECTIONS IMPROVEMENT PROGRAMS

71-DF-1105	California	230,000
71-DF-1124	Illinois	17,053
71-DF-1123	South Carolina	27,918
71-DF-1126	Virginia	77,920

72-DF-04-0051	Alabama	146,489
72-DF-04-0053	Kentucky	16,116
72-DF-07-0001	Missouri	250,000
72-DF-08-0003	Utah	84,000
72-DF-03-0003	Virginia	199,806

COURTS IMPROVEMENT PROGRAMS

71-DF-1113	Florida	46,319
71-DF-1104	Maine	14,292
71-DF-1112	Nevada	49,537
71-DF-1102	New Hampshire	33,335
71-DF-1120	District of Columbia	202,395

72-DF-10-0001	Alaska	50,691
72-DF-08-0007	Colorado	82,500
72-DF-01-0026	Connecticut	6,280
72-DF-03-0014	Delaware	116,176
72-DF-03-0018	Delaware	27,450
72-DF-04-0016	Georgia	129,567
72-DF-01-0021	Maine	27,075
72-DF-04-0008	Mississippi	44,000
72-DF-02-0014	New York	13,550
72-DF-04-0006	South Carolina	58,580
72-DF-03-0021	West Virginia	44,447
72-DF-03-0022	West Virginia	98,394

ORGANIZED CRIME PROGRAMS

71-DF-1121	Florida	30,670
------------	---------	--------

72-DF-09-0022	California	500,074
72-DF-04-0035	Florida	86,768
72-DF-04-0027	Georgia	42,000
72-DF-05-0009	Illinois	250,000
72-DF-07-0007	Iowa	170,500
72-DF-01-0015	Massachusetts	609,335
72-DF-02-0012	New Jersey	327,900
72-DF-05-0029	Ohio	141,000
72-DF-05-0032	Ohio	104,903
72-DF-06-0038	Texas	441,638
72-DF-03-0010	West Virginia	229,383
72-DF-05-0033	Wisconsin	225,000
72-DF-03-0020	District of Columbia	52,900

RIOT CONTROL AND CIVIL DISORDERS PROGRAMS

71-DF-1117	Minnesota	91,048
71-DF-1111	Ohio	70,140
72-DF-04-0022	Alabama	29,750
72-DF-04-0014	Florida	48,415
72-DF-04-0003	Georgia	13,680
72-DF-06-0010	Louisiana	14,354
72-DF-06-0027	Louisiana	32,000
72-DF-01-0017	Massachusetts	64,910
72-DF-01-0008	Massachusetts	60,000
72-DF-05-0036	Michigan	25,000
72-DF-04-0007	Mississippi	60,000
72-DF-02-0013	New Jersey	99,646
72-DF-02-0016	New Jersey	21,750
72-DF-06-0053	New Mexico	21,885
72-DF-02-0011	New York	64,497
72-DF-01-0002	Rhode Island	107,065

SPECIAL NARCOTICS AND DRUG ABUSE PROGRAMS

71-DF-1118	Illinois	60,000
71-DF-1114	Rhode Island	119,377
72-DF-09-0006	Arizona	43,768
72-DF-04-0012	Georgia	143,700
72-DF-01-0022	Maine	51,245
72-DF-03-0035	Minnesota	49,986
72-DF-05-0044	Ohio	102,725

72-DF-04-0031	Tennessee	61,157
72-DF-01-0003	Vermont	36,590

INDIAN LAW ENFORCEMENT PROGRAMS

72-DF-09-0011	Arizona	34,249
72-DF-09-0012	Arizona	48,168
72-DF-09-0013	Arizona	43,560
72-DF-09-0028	Arizona	5,282
72-DF-08-0001	Colorado	19,158
72-DF-08-0008	Colorado	42,371
72-DF-08-0020	Colorado	24,315
72-DF-10-0011	Idaho	29,335
72-DF-05-0007	Minnesota	31,746
72-DF-08-0011	Montana	28,124
72-DF-08-0012	Montana	8,472
72-DF-08-0013	Montana	50,699
72-DF-08-0014	Montana	34,439
72-DF-08-0015	Montana	33,377
72-DF-08-0016	Montana	8,992
72-DF-08-0017	Montana	36,848
72-DF-09-0041	Nevada	18,149
72-DF-09-0042	Nevada	15,415
72-DF-06-0011	New Mexico	15,928
72-DF-06-0013	New Mexico	92,232
72-DF-06-0014	New Mexico	21,309
72-DF-06-0015	New Mexico	36,050
72-DF-06-0022	New Mexico	19,392
72-DF-06-0023	New Mexico	5,544
72-DF-08-0002	North Dakota	45,976
72-DF-08-0005	North Dakota	17,903
72-DF-08-0009	North Dakota	49,475
72-DF-08-0004	South Dakota	33,975
72-DF-08-0006	South Dakota	28,885
72-DF-08-0010	South Dakota	52,302
72-DF-08-0023	Utah	4,436
72-DF-10-0014	Washington	124,949

LAW ENFORCEMENT INFORMATION AND STATISTICS SYSTEMS PROGRAMS

72-DF-03-0012	Delaware	45,642
72-DF-01-0020	New Hampshire	16,344
72-DF-04-0041	N. Carolina	94,463
72-DF-01-0010	Vermont	55,983
72-DF-03-0023	West Virginia	31,150

INTERDISCIPLINARY AND MULTI-AREA PROGRAMS

71-DF-1115	Oklahoma	86,930
72-DF-09-0038	Arizona	55,000
72-DF-09-0035	California	65,917
72-DF-09-0037	California	12,963
72-DF-08-0024	Colorado	33,500
72-DF-04-0037	Georgia	15,035
72-DF-05-0014	Illinois	158,957
72-DF-05-0021	Illinois	274,990
72-DF-01-0036	Massachusetts	5,000
72-DF-05-0003	Minnesota	24,505
72-DF-06-0035	New Mexico	49,155
72-DF-03-0019	Pennsylvania	41,345
72-DF-01-0005	Rhode Island	23,601
72-DF-06-0034	Texas	58,640
72-DF-10-0013	Washington	111,850
72-DF-03-0013	District of Columbia	100,000

PILOT CITIES PROGRAMS

71-DF-1101	Ohio	143,413
71-DF-1125	Ohio	161,447
72-DF-09-0018	California	91,218
72-DF-09-0006	New Mexico	50,000
72-DF-06-0028	New Mexico	27,596
72-DF-06-0029	New Mexico	22,971

72-DF-06-0030	New Mexico	46,100
72-DF-06-0031	New Mexico	9,500
72-DF-06-0032	New Mexico	65,710
72-DF-06-0037	New Mexico	27,600
72-DF-06-0020	Ohio	213,553
72-DF-06-0030	Ohio	210,000

**COOPERATIVE RESEARCH FOR LAW ENFORCEMENT
IMPROVEMENT PROGRAMS**

71-DF-1119	California	353,925
72-DF-10-0010	Alaska	60,000

HIGH IMPACT CITIES PROGRAM

72-DF-07-0009	Missouri	330,000
---------------	----------------	---------

MANPOWER DEVELOPMENT PROGRAMS

72-DF-04-0042	Alabama	27,006
72-DF-09-0040	Arizona	8,487
72-DF-09-0039	Hawaii	8,000
72-DF-04-0049	Kentucky	20,000
72-DF-04-0052	Mississippi	25,000
72-DF-04-0045	North Carolina	21,421

Table 12.—Fiscal Year 1972 Technical Assistance Grants

Grant	Purpose	Amount	Grant	Purpose	Amount
*72-TA-01-0001	Massachusetts Governor's Public Safety Commission: Program package: Police-Community Relations ..	\$25,000	*72-TA-99-0007	National Sheriffs Association: Purchase and Dissemination of Audio-Visual Civil Disorders Training Package	39,988
*72-TA-03-0001	Pennsylvania Governor's Justice Commission: Handbook on Division of Public Inebriate Offenders	25,000	72-TA-99-0008	Governors Commission for Crime, Delinquency and Corrections: Correctional workshop in probation and parole counselling	19,660
*72-TA-04-0001	SEADOC: Addition of Audio-Visual Equipment (Supplemental)	4,000	72-TA-99-0009	Institute for Courts Management: Training Conference for Court Specialists	5,000
72-TA-05-0001	Minnesota Governor's Commission on Crime Prevention and Control: Indian Justice Planning Project ...	17,000	72-TA-99-0010	Marquette University: Center for expanding employment opportunity for minority groups in law enforcement and criminal justice	390,450
*72-TA-05-0002	National Council on Crime and Delinquency: A Guide to Supervising Misdemeanor Court Services	35,415	72-TA-99-0011	National Association of Housing and Redevelopment Officials: Seminars to discuss improvement of security in public housing	7,916
72-TA-06-0001	New Mexico Governor's Council on Criminal Justice Planning: Indian Justice Planning Project	17,000	*72-TA-99-0012	University of Michigan: Strategies in planning and implementing community correctional programs	25,280
72-TA-08-0002	South Dakota Advisory Commission on Crime and Delinquency: Indian Justice Planning Project	17,000	72-TA-99-0013	National Coordinating Council on Drug Education: Drug Abuse prevention and community resource guide	60,000
72-TA-08-0003	Montana Governor's Crime Control Commission: Indian Justice Planning Project	17,000	72-TA-99-0014	University of Virginia: Courts task force	110,000
72-TA-09-0001	Arizona State Justice Planning Agency: Indian Justice Planning Project	17,000	72-TA-99-0015	American Correctional Association: Printing and distributing of business and citizens action pamphlet	81,936
72-TA-10-0001	Washington Law and Justice Planning Office: Indian Justice Planning Project	17,000	*72-TA-99-0016	American Bar Association: Analysis of and preparing report—proposed new Federal Criminal Code	5,000
*72-TA-99-0001	National Urban League: Law Enforcement Minority Manpower Project	174,749	*72-TA-99-0017	National District Attorney's Association: Technical Assistance Manual Project	68,675
72-TA-99-0002	National Sheriffs Association: Model Law Enforcement Mutual Aid Compact	240,000	*72-TA-99-0018	Institute for Court Management: Development of a personnel handbook	21,730
72-TA-99-0003	National College of the State Judiciary: An evaluation	500	*72-TA-99-0019	Institute for Courts Management: Development of a court study guide	39,631
72-TA-99-0004	International Association of Chiefs of Police, Inc.: Audio-Visual Aids to Law Enforcement Techniques ..	98,882	*72-TA-99-0020	National District Attorneys Association: Prosecutors technical assistance	54,057
72-TA-99-0005	National Sheriffs Association: National Neighborhood Watch Program	150,000			
72-TA-99-0006	National Sheriffs Association: National Sheriffs Institute	154,000			

*Grants awarded after the close of the fiscal year with fiscal year 1972 funds available until expended.

**Table 13.—Law Enforcement Education Program
Fiscal Year 1972 Institutional Obligations**

State and institution	Fiscal Year 1972 obligation	Fiscal Year 1971 carryover	Fiscal Year 1972 total available	State and institution	Fiscal Year 1972 obligation	Fiscal Year 1971 carryover	Fiscal Year 1972 total available
ALABAMA				ARIZONA			
Alabama A. & M. College				Arizona State University			
Normal, Ala. 35762*	0	\$1,084	\$1,084	Tempe, Ariz. 85281	55,457	3,228	58,685
Alabama State University				Arizona Western College			
Montgomery, Ala. 36101	19,115	3,285	22,400	Yuma, Ariz. 85364	22,369	7,631	30,000
Alexander City State Junior College				Central Arizona College			
Alexander City, Ala. 35010*	5,000	0	5,000	Coolidge, Ariz. 85228	1,819	10,181	12,000
Auburn University at Montgomery				Cochise College			
Montgomery, Ala. 36104*	10,500	0	10,500	Douglas, Ariz. 85607	4,760	640	5,400
Auburn University				Eastern Arizona College			
Auburn, Ala. 36830	16,178	472	16,650	Thatcher, Ariz. 85552	750	750	1,500
Enterprise State Junior College				Glendale Community College			
Enterprise, Ala. 36330	28,807	3,643	32,450	Glendale, Ariz. 85301	24,000	0	24,000
Florence State University				Mesa Community College			
Florence, Ala. 35630	19,000	0	19,000	Mesa, Ariz. 85201	32,937	63	33,000
Gadsden State Junior College				Northern Arizona University			
Gadsden Ala. 35903	11,273	167	11,440	Flagstaff, Ariz. 86001	24,300	2,200	26,500
George C. Wallace State Technical				Phoenix College			
Junior College				Phoenix, Ariz. 85013	45,000	0	45,000
Dothan, Ala. 36301	21,500	0	21,500	Pima College			
Huntingdon College				Tucson, Ariz. 85701	0	7,960	7,220
Montgomery, Ala. 36106*	2,505	1,670	4,175	University of Arizona			
Jacksonville State University				Tucson, Ariz. 85721	78,632	3,518	82,150
Jacksonville, Ala. 36265	51,410	1,980	53,390				
Jefferson State Junior College				State total (11)	289,284	36,171	325,455
Birmingham, Ala. 35215	64,953	3,757	68,710				
John C. Calhoun State Technical Jun-							
ior College							
Decatur, Ala. 35601	28,911	179	29,090				
Miles College							
Birmingham, Ala. 35208	39,000	0	39,000	ARKANSAS			
Northeast Alabama State Junior Col-				Arkansas State University			
lege				Jonesboro, Ark. 72467*	1,666	924	2,590
Rainsville, Ala. 35908	2,211	1,089	3,300	Philander Smith College			
Northwest Alabama State Junior Col-				Little Rock, Ark. 72203*	0	990	990
lege				State College of Arkansas			
Phil Campbell, Ala. 35581	1,221	629	1,850	Conway, Ark. 72032	0	99	0
Samford University				University of Arkansas at Little Rock			
Birmingham, Ala. 35209	20,980	0	20,980	Little Rock, Ark. 72204*	15,000	0	15,000
Snead State Junior College				University of Arkansas			
Boaz, Ala. 35957*	5,000	0	5,000	Fayetteville, Ark. 72701	0	3,226	0
Southern Union State Junior College							
Wadley, Ala. 36276*	3,000	0	3,000	State total (5)	13,341	5,239	18,580
Troy State University							
Troy, Ala. 36081	28,571	5,279	33,850				
University of Alabama in Birmingham							
Birmingham, Ala. 35233	26,537	11,443	37,980	CALIFORNIA			
University of Alabama in Huntsville				Allan Hancock College			
Huntsville, Ala. 35807	410	1,690	2,100	Santa Maria, Calif. 93454	10,000	0	10,000
University of South Alabama				Antelope Valley Junior College			
Mobile, Ala. 36608	136,772	5,728	142,500	Lancaster, Calif. 93534	6,500	3,000	9,500
University of Alabama				Bakersfield College			
University, Ala. 35486	23,100	0	23,100	Bakersfield, Calif. 93305	9,490	0	9,490
Walker Junior College				Barstow College			
Jasper, Ala.	5,000	0	5,000	Barstow, Calif. 92311	7,000	3,000	10,000
				Butte College			
State total (25)	570,954	42,095	613,049	Durham, Calif. 95938	7,800	0	7,800
				Cabrillo College			
ALASKA				Aptos, Calif. 95003	6,479	21	6,500
University Alaska Anchorage Com-				California State Polytechnical College			
munity College				Pomona, Calif. 91766*	12,499	2	12,501
Anchorage, Alaska 99501	17,222	78	17,300	California State College			
University of Alaska				Dominguez Hills, Calif. 90247*	2,060	0	2,060
College, Alaska 99701	8,707	493	9,200	California State College			
				San Bernardino, Calif. 92407*	3,057	63	3,120
State total (2)	25,929	571	26,500	California State Polytechnical College			
				San Luis Obispo, Calif. 93401*	1,827	543	2,370
				California State College			
				Fullerton, Calif. 92631*	9,790	60	9,850
				California State College			
				Long Beach, Calif. 90801	152,299	3,254	155,553
				California State College			
				Los Angeles, Calif. 90032	205,984	16	206,000

*Not authorized to make LEEP loans.

State and institution	Fiscal Year 1972 obligation	Fiscal Year 1971 carryover	Fiscal Year 1972 total available	State and institution	Fiscal Year 1972 obligation	Fiscal Year 1971 carryover	Fiscal Year 1972 total available
California State College of Bakersfield				Golden West College			
Bakersfield, Calif. 93304*	5,000	0	5,000	Huntington Beach, Calif. 92647	11,000	0	11,000
California Baptist College				Grossmont College			
Riverside, Calif. 92504*	3,260	414	3,674	El Cajon, Calif. 92020	11,000	0	11,000
California Lutheran College				Hartnell College			
Thousand Oaks, Calif. 91360*	7,815	2,185	10,000	Salinas, Calif. 93901	12,000	0	12,000
California State College				Humboldt State College			
Hayward, Calif. 94542	23,400	0	23,400	Arcata, Calif. 95521	16,304	196	16,500
Canada College				Humphreys College			
San Mateo, Calif. 94061	11,000	0	11,000	Stockton, Calif. 95207*	4,382	1,260	5,642
Cerritos College				La Verne College			
Norwalk, Calif. 90650	18,000	4,000	22,000	La Verne, Calif. 91750	27,794	206	28,000
Chabot College				Lassen College			
Hayward, Calif. 94545	13,000	0	13,000	Susanville, Calif. 96130	2,500	0	2,500
Chaffey College				Loma Linda University			
Alta Loma, Calif. 91701	29,993	7	30,000	Loma Linda, Calif. 92354	54,325	2,095	56,420
Chapman College				Los Angeles City College			
Orange, Calif. 92666	61,247	753	62,000	Los Angeles, Calif. 90029	30,000	0	30,000
Chico State College				Los Angeles Harbor College			
Chico, Calif. 95926	76,895	4,105	81,000	Wilmington, Calif. 90744	3,465	135	3,600
Citrus College				Los Angeles Valley College			
Azusa, Calif. 91702	6,500	0	6,500	Van Nuys, Calif. 91401	48,000	3,000	51,000
City College San Francisco, San Francisco Unified School District				Merced College			
San Francisco, Calif. 94112	6,000	0	6,000	Merced, Calif. 95340	26,000	0	26,000
College of Marin				Merritt College			
Kentfield, Calif. 94904	7,200	0	7,200	Oakland, Calif. 94609	35,706	294	36,000
College of Notre Dame				Mira Costa College			
Belmont, Calif. 94002*	4,900	0	4,900	Oceanside, Calif. 92054	4,000	0	4,000
College of San Mateo				Modesto Junior College			
San Mateo, Calif. 94402	13,995	5	14,000	Modesto, Calif. 95350	13,000	0	13,000
College of the Canyons				Monterey Peninsula College			
Newhall, Calif. 91321	6,500	0	6,500	Monterey, Calif. 93940	15,550	0	15,550
College of the Desert				Moorpark College			
Palm Desert, Calif. 92260	9,510	490	10,000	Moorpark, Calif. 93021	17,036	4,964	22,000
College of the Redwoods				Mount San Antonio College			
Eureka, Calif. 95501	15,000	0	15,000	Walnut, Calif. 91789	33,998	2	34,000
College of the Sequoias				Mount San Jacinto College			
Visalia, Calif. 93277	5,400	0	5,400	Gilman Hot Springs, Calif. 92340	560	1,440	2,000
College of the Siskiyous				Napa College			
Weed, Calif. 96094	9,776	224	10,000	Napa, Calif. 94558	26,000	0	26,000
Columbia Junior College				Ohlone College			
Columbia, Calif. 95310	16,000	0	16,000	Fremont, Calif. 94537	1,266	234	1,500
Compton College				Orange Coast Junior College District			
Compton, Calif. 90221	10,000	0	10,000	Costa Mesa, Calif. 92626	0	265	0
Cantra Costa College				Pacific Union College			
San Pablo, Calif. 94806	12,000	0	12,000	Angwin, Calif. 94508*	13,538	762	14,300
Cuesta College				Palo Verde College			
San Luis Obispo, Calif. 93401	11,000	0	11,000	Blythe, Calif. 92225	3,500	0	3,500
De Anza College				Palomar College			
Cupertino, Calif. 95014	9,900	0	9,900	San Marcos, Calif. 92069	14,491	509	15,000
Diablo Valley College				Pasadena City College			
Concord, Calif. 94523	25,825	175	26,000	Pasadena, Calif. 91106	22,000	0	22,000
East Los Angeles College				Pepperdine College			
Los Angeles, Calif. 90022	90,294	706	91,000	Los Angeles, Calif. 90044	178,419	4,402	182,821
El Camino College				Rio Hondo Junior College			
El Camino College, Calif. 90506	9,600	400	10,000	Whittier, Calif. 90601	89,895	106	90,001
Feather River College				Riverside City College			
Quincy, Calif. 95971	0	2,310	2,000	Riverside, Calif. 92506	6,500	0	6,500
Foothill Junior College District				Sacramento City College			
Los Altos, Calif. 94022	0	3,114	0	Sacramento, Calif. 95822	35,995	5	36,000
Fresno City College				Sacramento State College			
Fresno, Calif. 93704	13,000	0	13,000	Sacramento, Calif. 95819	202,031	9,969	212,000
Fresno State College				San Bernardino Valley College			
Fresno, Calif. 93726	114,937	63	115,000	San Bernardino, Calif. 92403	3,000	0	3,000
Fullerton Junior College				San Diego City College			
Fullerton, Calif. 92631	3,984	266	4,250	San Diego, Calif. 92101	4,600	150	4,750
Gavilan College				San Diego State College			
Gilroy, Calif. 95020	6,426	574	7,000	San Diego, Calif. 92115	45,330	1,670	47,000
Golden Gate College				San Fernando Valley State College			
San Francisco, Calif. 94105*	9,000	0	9,000	Northridge, Calif. 91316	34,697	1,003	35,700
				San Francisco State College			
				San Francisco, Calif. 94132	44,576	424	45,000
				San Joaquin Delta Junior College			
				Stockton, Calif. 95204	69,667	5,333	75,000

*Not authorized to make LEEP loans.

State and institution	Fiscal Year 1972 obligation	Fiscal Year 1971 carryover	Fiscal Year 1972 total available
San Jose City College			
San Jose, Calif. 95114	26,000	0	26,000
San Jose State College			
San Jose, Calif. 95114	106,000	4,000	110,000
Santa Ana College			
Santa Ana, Calif. 92706	15,695	305	16,000
Santa Barbara City College			
Santa Barbara, Calif. 93105	4,500	0	4,500
Santa Rosa Junior College			
Santa Rosa, Calif. 95401	19,999	1	20,000
Shasta College			
Redding, Calif. 96001	9,000	0	9,000
Sierra College			
Rocklin, Calif. 95677	11,880	120	12,000
Solano College			
Vallejo, Calif. 94590	5,333	3,017	8,350
Sonoma State College			
Rohnert Park, Calif. 94928*	13,000	0	13,000
Southwestern College			
Chula Vista, Calif. 92010	10,000	0	10,000
Stanislaus State College			
Turlock, Calif. 95380	12,018	982	13,000
University of California			
Berkeley, Calif. 94720	103,795	15,505	119,300
University of California, University Extension			
Berkeley, Calif. 94720	48,877	3,123	52,000
U.S. International University			
San Diego, Calif. 92101	65,000	0	65,000
University Extension, University of California			
Davis, Calif. 95616	56,860	1,140	58,000
University of California Extension			
Santa Cruz, Calif. 95060	7,670	130	7,800
University of California			
Los Angeles, Calif. 90024	58,105	2,895	61,000
University of California			
Riverside, Calif. 92502*	10,940	60	11,000
University of California			
Santa Barbara, Calif. 93106	39,255	5,745	45,000
University of Southern California			
Los Angeles, Calif. 90007	245,437	363	245,800
Ventura College			
Ventura, Calif. 93003	28,000	0	28,000
Victor Valley College			
Victorville, Calif. 92392	5,627	373	6,000
West Hills College			
Coalinga, Calif. 93210	2,500	0	2,500
West Valley College			
Campbell, Calif. 95008	9,677	73	9,750
Yuba College			
Marysville, Calif. 95901	12,000	0	12,000
State total (110)	3,186,616	106,006	3,292,752

COLORADO

Adams State College			
Alamosa, Colo. 81101	1,856	144	2,000
Aims College			
Greeley, Colo. 80631	0	232	0
Arapahoe Junior College			
Littleton, Colo. 80120	13,929	537	14,466
El Paso Community College			
Colorado Springs, Colo. 80903	9,642	1,358	11,000
Mesa County Junior College			
Grand Junction, Colo. 81501	2,875	525	3,400
Metropolitan State College			
Denver, Colo. 80204	126,918	2,402	129,320
Regis College			
Denver, Colo. 80221	25,789	2,711	28,500

State and institution	Fiscal Year 1972 obligation	Fiscal Year 1971 carryover	Fiscal Year 1972 total available
Southern Colorado State College			
Pueblo, Colo. 81005	18,151	849	19,000
Trinidad State Junior College			
Trinidad, Colo. 81082	60,584	4,416	65,000
University of Colorado			
Boulder, Colo. 80302	11,180	4,820	16,000
State total (10)	270,692	17,994	288,686

CONNECTICUT

Eastern Connecticut State College			
Willimantic, Conn. 06226*	2,401	1,099	3,500
Housatonic Community College			
Stratford, Conn. 06497*	5,403	952	6,355
Manchester Community College			
Manchester, Conn. 06040	13,691	14,309	28,000
Mattatuck Community College			
Waterbury, Conn. 06702*	3,428	1,212	4,640
Northwestern Connecticut Community College			
Winsted, Conn. 06098	10,367	203	10,570
Norwalk Community College			
Norwalk, Conn. 06854	47,786	2,214	50,000
Tunxis Community College			
Hartford, Conn. 06105*	2,106	0	2,106
University of Bridgeport			
Bridgeport, Conn. 06602*	3,268	397	3,665
University of Hartford			
West Hartford, Conn. 06117	41,183	3,790	44,973
University of New Haven			
West Haven, Conn. 06505	321,864	466	322,330
State total (10)	451,497	24,642	476,139

DELAWARE

Brandywine Junior College			
Wilmington, Del. 19803	108,785	905	109,690
Delaware Technical and Community College			
P. O. Box 897, Dover, Del. 19901	42,607	5,063	47,670
University of Delaware			
Newark, Del. 19711	29,771	229	30,000
Wilmington College, Manor Branch			
New Castle, Del. 19720	16,320	5,680	22,000
State total (4)	197,463	11,877	209,360

DISTRICT OF COLUMBIA

American University			
Washington, D.C. 20016	498,082	1,918	500,000
George Washington University			
Washington, D.C. 20006	54,577	1,373	55,950
Howard University			
Washington, D.C. 20001*	3,000	0	3,000
Washington Technical Institute			
Washington, D.C. 20005	28,260	0	28,260
State total (4)	583,919	3,291	587,210

FLORIDA

Bethune Cookman College			
Daytona Beach, Fla. 32015	80,000	0	80,000
Biscayne College			
Miami, Fla. 33054	33,795	0	33,795
Brevard Junior College			
Cocoa, Fla. 32922	22,446	24	22,470
Broward Junior College			
Fort Lauderdale, Fla. 33314	43,579	1	43,580
Central Florida Junior College			
Ocala, Fla. 32670	17,760	0	17,760
Chipola Junior College			
Marianna, Fla. 32446	1,393	257	1,650

*Not authorized to make LEEP loans.

State and institution	Fiscal Year 1972 obligation	Fiscal Year 1971 carryover	Fiscal Year 1972 total available
Daytona Beach Junior College			
Daytona Beach, Fla. 32015	98,778	1,222	100,000
Edison Junior College			
Fort Meyers, Fla. 33901	4,144	256	4,400
Florida A. & M. University			
Tallahassee, Fla. 32307	202,100	0	202,100
Florida Atlantic University			
Boca Raton, Fla. 33432	118,362	1,278	119,640
Florida Junior College at Jacksonville			
Jacksonville, Fla. 32207	45,210	30	45,240
Florida Keys Junior College			
Key West, Fla. 33040*	5,000	0	5,000
Florida Memorial College			
Miami, Fla. 33165	12,000	7,135	19,135
Florida State University			
Tallahassee, Fla. 32306	214,768	2,852	217,620
Florida Technological University			
Orlando, Fla. 32801	77,703	747	78,450
Gulf Coast Junior College			
Panama City, Fla. 32401	8,099	71	8,170
Hillsborough Junior College			
Tampa, Fla. 33601	5,000	0	5,000
Indian River Junior College			
Fort Pierce, Fla. 33460	7,250	1,000	8,250
Jacksonville University			
Jacksonville, Fla. 32211	1,478	52	1,530
Lake City Junior College			
Lake City, Fla. 32055	22,861	749	23,610
Lake-Sumter Junior College			
Leesburg, Fla. 32748*	3,542	58	3,600
Manatee Junior College			
Bradenton, Fla. 33505	27,937	1,133	29,070
Miami-Dade Junior College			
Miami, Fla. 33156	171,081	4,069	175,150
Okaloosa Walton Junior College			
Valparaiso, Fla. 32580	32,220	570	32,790
Palm Beach Junior College			
Lake Worth, Fla. 33460	20,365	815	21,180
Pensacola Junior College			
Pensacola, Fla. 32504	21,000	0	21,000
Polk Junior College			
Bartow, Fla. 33830	23,950	0	23,950
Rollins College			
Winter Park, Fla. 32789	33,040	560	38,600
Santa Fe Junior College			
Gainesville, Fla. 32601	52,952	7,948	60,900
Seminole Junior College			
Sanford, Fla. 32771	14,004	56	14,060
South Florida Junior College			
Avon Park, Fla. 33825	1,070	2,220	3,290
St. John River College			
Palatka, Fla. 32077	15,000	3,000	18,000
St. Leo College			
St. Leo, Fla. 33574*	5,515	485	6,000
St. Petersburg Junior College			
St. Petersburg, Fla. 33733	42,020	3,880	45,900
Tallahassee Junior College			
Tallahassee, Fla. 32303	56,739	841	57,580
University of South Florida			
Tampa, Fla. 33620*	55,035	25	55,060
University of West Florida			
Pensacola, Fla. 32504	24,999	1	25,000
University of Florida			
Gainesville, Fla. 32601*	5,000	0	5,000
University of Miami			
Coral Gables, Fla. 33124	58,000	0	58,000
University of Tampa			
Tampa, Fla. 33606	63,475	525	64,000
Valencia Junior College			
Orlando, Fla. 32802	54,508	492	55,000
State total (41)	1,808,178	42,352	1,850,530

*Not authorized to make LEFP loans.

State and institution	Fiscal Year 1972 obligation	Fiscal Year 1971 carryover	Fiscal Year 1972 total available
GEORGIA			
Abraham Baldwin Agricultural College			
Tifton, Ga. 31794	25,847	1,653	27,500
Albany Junior College			
Albany, Ga. 31705	15,745	2,045	17,790
Albany State College			
Albany, Ga. 31705*	3,600	0	3,600
Andrew College			
Cuthbert, Ga. 31740	8,241	9	8,250
Armstrong State College			
Savannah, Ga. 31402	39,006	994	40,000
Atlanta University			
Atlanta, Ga. 30314	14,900	100	15,000
Augusta College			
Augusta, Ga. 30904	4,364	3,336	7,700
Brunswick Junior College			
Brunswick, Ga. 31520*	1,487	13	1,500
Clayton Junior College			
Morrow, Ga. 30260	15,800	0	15,800
Columbus College			
Columbus, Ga. 31907	38,935	2,765	41,700
Dekalb College			
Clarkston, Ga. 30021	16,717	218	16,935
Emory University			
Atlanta, Ga. 30322*	400	800	1,200
Gainesville Junior College			
Gainesville, Ga. 30501*	9,870	0	9,870
Georgia College at Milledgeville			
Milledgeville, Ga. 31061*	2,204	36	2,240
Georgia Southern College			
Statesboro, Ga. 30458	57,000	3,000	60,000
Georgia State University			
Atlanta, Ga. 30303	149,872	6,128	156,000
Gordon Military College			
Barnesville, Ga. 30204	15,360	20	15,380
Kennesaw Junior College			
Marietta, Ga. 30060	5,729	3,936	9,665
Macon Junior College			
Macon, Ga. 31206	13,510	0	13,510
Middle Georgia College			
Cochran, Ga. 31014	11,175	0	11,175
Morris Brown College			
Atlanta, Ga. 30314	54,000	0	54,000
Piedmont College			
Demorest, Ga. 30535*	2,995	265	3,260
Savannah State College			
Savannah, Ga. 31404	15,325	50	15,375
South Georgia College			
Douglas, Ga. 31533	80,000	0	80,000
University of Georgia			
Athens, Ga. 30601	43,292	17,888	61,180
Valdosta State College			
Valdosta, Ga. 31601	22,000	0	22,000
West Georgia College			
Carrollton, Ga. 30117	7,800	200	8,000
State total (27)	675,174	43,456	718,630
HAWAII			
Chaminade College of Honolulu			
Honolulu, Hawaii 96816*	47,000	0	47,000
Hawaii Community College			
Hilo, Hawaii 96720	0	4,590	2,500
Honolulu Community College			
Honolulu, Hawaii 96817	11,783	217	12,000
Kauai Community College			
Lihue Kauai, Hawaii 96766	730	270	1,000
Maui Community College			
Kahului, Hawaii 96732	745	255	1,000
University of Hawaii			
Honolulu, Hawaii 96822	6,935	1,565	8,500
State total (6)	65,103	6,897	72,000

State and institution	Fiscal Year 1972 obligation	Fiscal Year 1971 carryover	Fiscal Year 1972 total available
IDAHO			
Boise State College			
Boise, Idaho 83701	59,006	4,694	63,700
Idaho State University			
Pocatello, Idaho 83201*	2,499	3,501	6,000
Lewis-Clark Normal School			
Lewiston, Idaho 83501*	11,015	0	11,015
North Idaho Junior College			
Coeur D'Alene, Idaho 83814	12,902	98	13,000
University of Idaho			
Moscow, Idaho 83843*	500	500	1,000
State total (5)	85,922	8,793	94,715

ILLINOIS			
Aurora College			
Aurora, Ill. 60507	26,987	13	27,000
Belleville Area College			
Belleville, Ill. 62221	4,634	306	4,940
Black Hawk College			
Moline, Ill. 61265	22,841	9	22,850
Chicago State College			
Chicago, Ill. 60621*	5,000	0	5,000
College of Dupage			
Glen Ellyn, Ill. 60137	43,766	2,984	46,750
College of Lake County			
Grayslake, Ill. 60030	3,878	2	3,880
Danville Junior College			
Danville, Ill. 61832	16,081	564	16,645
DePaul University			
Chicago, Ill. 60604*	13,200	0	13,200
Elmhurst College			
Elmhurst, Ill. 60126*	6,085	470	6,555
George Williams College			
Downers Grove, Ill. 60515*	1,888	972	2,860
Illinois Central College			
East Peoria, Ill. 61611	16,000	0	16,000
Illinois State University			
Normal, Ill. 61761*	22,895	45	22,940
Illinois Benedictine College			
Lisle, Ill. 60532*	1,672	1,368	3,040
Illinois Institute of Technology			
Chicago, Ill. 60616*	20,840	60	20,900
Illinois Valley Community College			
Oglesby, Ill. 61348	5,268	232	5,500
Illinois Wesleyan University			
Bloomington, Ill. 61701*	3,784	116	3,900
Joliet Junior College			
Joliet, Ill. 60432	14,869	606	15,475
Kankakee Community College			
Kankakee, Ill. 60901	2,381	2,794	5,175
Kendall College			
Evanston, Ill. 60204*	4,030	0	4,030
Kishwaukee College			
Malta, Ill. 60150*	1,050	0	1,050
Lewis College			
Lockport, Ill. 60441*	16,581	4	16,585
Lincoln Land Junior College			
Springfield, Ill. 62703*	2,112	2,113	4,225
Loop College, Chicago City College			
Chicago, Ill. 60601	39,492	8	39,500
Loyola University			
Chicago, Ill. 60626*	10,959	636	11,595
Malcolm X College			
Chicago, Ill. 60612*	6,675	6,675	13,350
McHenry County College			
Crystal Lake, Ill. 60014	0	2,200	0
Millikin University			
Decatur, Ill. 62522*	0	5,462	3,225
Moraine Valley Community College			
Palos Heights, Ill. 60465	1,023	1,531	2,554

*Not authorized to make LEEP loans.

State and institution	Fiscal Year 1972 obligation	Fiscal Year 1971 carryover	Fiscal Year 1972 total available
Morton Junior College			
Cicero, Ill. 60650	1,232	1,727	2,959
Northern Illinois University			
De Kalb, Ill. 60115*	5,160	0	5,160
Parkland College			
Champaign, Ill. 61820*	5,500	0	5,500
Prairie State College			
Chicago Heights, Ill. 60411	11,164	1	11,165
Rock Valley College			
Rockford, Ill. 61111	3,884	516	4,400
Roosevelt University			
Chicago, Ill. 60605*	36,045	0	36,045
Sangamon State University			
Springfield, Ill. 62701*	7,150	0	7,150
Sauk Valley College			
Dixon, Ill. 61021	12,520	0	12,520
Southern Illinois University Edwards-			
ville Campus			
Edwardsville, Ill. 62025*	7,918	1,422	9,340
Southern Illinois University			
Carbondale, Ill. 62901	110,746	654	111,400
Thornton Junior College			
South Holland, Ill. 60473	6,250	210	6,460
Tolentine College			
Olympia Fields, Ill. 60461	0	340	0
Triton College			
River Grove, Ill. 60171	41,250	0	41,250
University of Illinois at Chicago Circle			
Chicago, Ill. 60680	60,044	711	60,755
University of Chicago			
Chicago, Ill. 60687	12,893	4,337	17,230
University of Illinois			
Urbana, Ill. 61801*	12,860	0	12,860
Waubesa Community College			
Sugar Grove, Ill. 60550	10,928	387	11,315
Western Illinois University			
Macomb, Ill. 61455	54,729	266	54,995
William Rainey Harper College			
Palatine, Ill. 60067	19,820	0	19,820
State total (47)	729,307	39,741	769,048
INDIANA			
Anderson College			
Anderson, Ind. 46011	9,145	355	9,500
Ball State University			
Muncie, Ind. 47306	8,574	3,226	11,800
Bethel College			
Mishawaka, Ind. 46544*	4,169	6	4,175
Earlham College			
Richmond, Ind. 47374	0	952	0
Indiana State University			
Terre Haute, Ind. 47809	15,982	618	16,600
Indiana University			
Bloomington, Ind. 47401	348,166	12,359	360,525
Manchester College			
North Manchester, Ind. 46962	0	2,400	0
Marion College			
Marion, Ind. 46952*	1,176	744	1,920
Purdue University			
Westville, Ind. 46891	3,150	0	3,150
Purdue University			
Lafayette, Ind. 47907*	387	623	1,010
St. Francis College			
Fort Wayne, Ind. 46808*	5,635	365	6,000
St. Josephs College, Calumet Campus			
East Chicago, Ind. 46312	74,278	637	74,915
University of Evansville			
Evansville, Ind. 47704	34,785	0	34,785
Valparaiso University			
Valparaiso, Ind. 46383	45,335	0	45,335
Vincennes University			
Vincennes, Ind. 47591*	2,500	0	2,500
State total (15)	549,930	22,285	572,215

State and institution	Fiscal Year 1972 obligation	Fiscal Year 1971 carryover	Fiscal Year 1972 total available
IOWA			
Briar Cliff College			
Sioux City, Iowa 51104*	0	4,329	3,000
Des Moines Area Community College			
Ankeny, Iowa 50021	42,962	2,038	45,000
Drake University			
Des Moines, Iowa 50311*	6,780	720	7,500
Eastern Iowa Community College			
Clinton, Iowa 52732	2,839	2,661	5,500
Eastern Iowa Community College			
Muscatine, Iowa 52761	9,188	812	10,000
Iowa Central Community College, Area V			
Fort Dodge, Iowa 50501	3,957	43	4,000
Iowa Lakes Community College			
Estherville, Iowa 51334	2,214	786	3,000
Iowa Western Community College, Area XIII			
Council Bluffs, Iowa 51501	14,784	216	15,000
Kirkwood Community College			
Cedar Rapids, Iowa 52406	0	17,343	11,000
Loras College			
Dubuque, Iowa 52003*	5,310	3,690	9,000
Morningside College			
Sioux City, Iowa 51106	0	3,900	1,500
Mount Mercy College			
Cedar Rapids, Iowa 52402*	3,250	0	3,250
North Iowa Area Community College, Area II			
Mason City, Iowa 50401	1,470	530	2,000
Parsons College			
Fairfield, Iowa 52556	6,200	3,800	10,000
Simpson College			
Indianola, Iowa 50125	10,600	400	11,000
University of Iowa			
Iowa City, Iowa 52240	49,695	305	50,000
University of Northern Iowa			
Cedar Falls, Iowa 50613*	11,270	730	12,000
State total (17)	160,447	42,303	202,750

KANSAS

Barton County Community Junior College			
Great Bend, Kans. 67530	19,489	511	20,000
Cowley County Community Junior College			
Arkansas City, Kans. 67005	799	3,101	3,900
Fort Hays Kansas State College			
Hays, Kans. 67602*	1,766	434	2,200
Friends University			
Wichita, Kans. 67213*	3,360	1,440	4,800
Hutchinson Community Junior Col- lege			
Hutchinson, Kans. 67501	14,999	1	15,000
Johnson County Community College			
Shawnee Mission, Kans. 66203	10,399	1,601	12,000
Kansas State College of Pittsburg			
Pittsburg, Kans. 66762	69,911	89	70,000
Kansas City, Kansas, Community Jun- ior College			
Kansas City, Kans. 66101	4,000	4,600	8,600
Kansas State University of Agriculture and Applied Science			
Manhattan, Kans. 66502	10,000	0	10,000
Kansas Wesleyan University			
Salina, Kans. 67401*	3,312	188	3,500
Marymount College			
Salina, Kans. 67401*	560	440	1,000

*Not authorized to make LEEP loans.

State and institution	Fiscal Year 1972 obligation	Fiscal Year 1971 carryover	Fiscal Year 1972 total available
Neosha County Community Junior College			
Chanute, Kans. 66720	3,871	4,129	8,000
Ottawa University			
Ottawa, Kans. 66067*	4,000	0	4,000
Tabor College			
Hillsboro, Kans. 67063*	6,000	0	6,000
University of Kansas			
Lawrence, Kans. 66044	4,565	35	4,600
Washburn University of Topeka			
Topeka, Kans. 66621	12,880	120	13,000
Wichita State University			
Wichita, Kans. 67208	170,827	5,173	176,000
State total (17)	340,738	21,862	362,600

KENTUCKY

Ashland Community College			
Ashland, Ky. 41101	5,000	0	5,000
Bellarmino Ursuline College			
Louisville, Ky. 40205	2,177	273	2,450
Catherine Spalding College			
Louisville, Ky. 40203	4,380	2,220	6,600
Eastern Kentucky University			
Richmond, Ky. 40475	294,252	0	294,252
Kentucky State College			
Frankfort, Ky. 40601*	1,200	800	2,000
Lexington Technical Institute, Univer- sity of Kentucky			
Lexington, Ky. 40506*	0	1,980	1,980
Murray State University			
Murray, Ky. 42071*	5,000	0	5,000
Paducah Community College			
Paducah, Ky. 42001*	5,000	0	5,000
Thomas More College			
Fort Mitchell, Ky. 41017	5,575	6,585	12,160
University of Kentucky, Jefferson County Community College			
Louisville, Ky. 40201	0	5,690	5,690
University of Kentucky			
Lexington, Ky. 40506*	1,045	1,045	2,090
University of Louisville			
Louisville, Ky. 40208	67,942	123	68,065
Western Kentucky University			
Bowling Green, Ky. 42101	9,345	555	9,900
State total (13)	400,916	19,271	420,187

LOUISIANA

Centenary College			
Shreveport, La. 71104*	5,450	2,250	7,700
Delgado College			
New Orleans, La. 70119	7,346	4	7,350
Grambling College			
Grambling, La. 71245*	15,000	0	15,000
Louisiana State University and A. & M. College			
Baton Rouge, La. 70803	19,325	675	20,000
Loyola University			
New Orleans, La. 70118	179,965	11,535	191,500
McNeese State College			
Lake Charles, La. 70601*	5,029	2,201	7,230
Northeast Louisiana State College			
Monroe, La. 71201	52,551	1,069	53,620
Northwestern State College			
Natchitoches, La. 71457*	367	2,463	2,830
Southeastern Louisiana College			
Hammond, La. 70401	4,927	13	4,940
Southern University and A. & M. College			
Baton Rouge, La. 70813*	3,776	3,264	7,040

State and institution	Fiscal Year 1972 obligation	Fiscal Year 1971 carryover	Fiscal Year 1972 total available
St. Marys Dominican College New Orleans, La. 70118*	21,988	2	21,990
University Southwestern Louisiana Lafayette, La. 70501*	0	4,081	1,590
State total (12)	513,233	27,557	340,790

MAINE

Southern Maine Vocational Technical Institute			
South Portland, Maine 04106*	3,000	0	3,000
Unity College Unity, Maine 04988*	65	1,750	1,815
University of Maine, Portland-Gorham Gorham, Maine 04038	20,620	0	20,620
University of Maine Orono, Maine 04473*	37,508	92	37,600
University of Maine at Augusta Augusta, Maine 04330	15,620	0	15,620
University of Maine at Machias Machias, Maine 04654*	7,500	0	7,500
University of Maine Presque Isle, Maine 04769*	600	900	1,500
State (7)	84,913	2,742	87,655

MARYLAND

Allegany Community College Cumberland, Md. 21502*	503	1,612	2,115
Anne Arundel Community College Arnold, Md. 21146	10,343	927	11,270
Bowie State College Bowie, Md. 20715	21,918	82	22,000
Catonsville Community College Catonsville, Md. 21228	146,878	282	147,160
Cecil Community College Elkton, Md. 21921	7,404	1,126	8,530
Charles County Community College La Plata, Md. 20646*	7,487	743	8,230
Chesapeake College Wye Mills, Md. 21679	3,120	1,020	4,140
Community College of Baltimore Baltimore, Md. 21215	85,584	16	85,600
Coppin State College Baltimore, Md. 21216	80,000	0	80,000
Essex Community College Essex, Md. 21221	46,737	553	47,290
Hagerstown Junior College Hagerstown, Md. 21740	23,734	416	24,150
Harford Junior College Bel Air, Md. 21014	13,143	147	13,290
Loyola College Baltimore, Md. 21210*	16,284	376	16,660
Montgomery Junior College Rockville, Md. 20850	33,407	5,143	38,550
Morgan State College Baltimore, Md. 21212	17,544	456	18,000
Mount St. Marys College Emmitsburg, Md. 21727	5,326	0	5,326
Prince Georges Community College Largo, Md. 20870	17,596	1,404	19,000
Towson State College Baltimore, Md. 21204	26,167	833	27,000
University of Baltimore Baltimore, Md. 21201	81,726	16,724	98,450
University of Maryland College Park, Md. 20740	370,470	4,690	375,160
State total (20)	1,015,371	36,550	1,051,921

*Not authorized to make LEEP loans.

State and institution	Fiscal Year 1972 obligation	Fiscal Year 1971 carryover	Fiscal Year 1972 total available
MASSACHUSETTS			
Berkshire Community College Pittsfield, Mass. 01201*	7,102	1,663	8,765
Boston College Chestnut Hill, Mass. 02167*	64,620	45	64,665
Bristol Community College Fall River, Mass. 02720	54,660	2,000	56,660
Cape Cod Community College Hyannis, Mass. 02601*	1,622	500	2,122
Clark University Worcester, Mass. 01610*	4,180	0	4,180
Dean Junior College Franklin, Mass. 02038*	6,890	490	7,380
Greenfield Community College Greenfield, Mass. 01301*	5,998	3,002	9,000
Holyoke Community College Holyoke, Mass. 01040	34,693	547	35,240
Lowell Technological Institute Lowell, Mass. 01854	32,320	188	32,508
Massachusetts Bay Community College Watertown, Mass. 02172*	25,835	165	26,000
Massasoit Community College West Bridgewater, Mass. 02379*	19,985	3,200	23,185
Mount Wachusett Community College Gardner, Mass. 01440	10,282	588	10,870
New England School of Law Boston, Mass. 02108	0	8,000	0
Newton College Sacred Heart Newton, Mass. 02159*	3,500	2,500	6,000
North Shore Community College Beverly, Mass. 01915*	45,568	2	45,570
Northeastern University Boston, Mass. 02115	465,819	4,671	470,490
Northern Essex Community College Haverhill, Mass. 01830*	8,000	0	8,000
Quinsigamond Community College Worcester, Mass. 01605*	26,464	2,181	28,645
Springfield College Springfield, Mass. 01109*	0	1,593	1,593
Springfield Technological Community College Springfield, Mass. 01105*	43,567	3,028	46,595
State College at Boston Boston, Mass. 02115	50,572	483	51,055
State College at Westfield Westfield, Mass. 01085	12,935	0	12,935
Stonehill College North Easton, Mass. 02356*	22,464	4,276	26,740
Suffolk University Boston, Mass. 02114	34,545	635	35,180
University of Massachusetts, all cam- puses Amherst, Mass. 01002*	104	2,196	2,300
Western New England College Springfield, Mass. 01119*	10,000	0	10,000
State total (26)	983,725	41,953	1,025,678

MICHIGAN

Adrian College Adrian, Mich. 49221*	1,970	30	2,000
Alpena Community College Alpena, Mich. 49707	15,452	183	15,635
Andrews University Berrien Springs, Mich. 49104*	2,400	0	2,400
Aquinas College Grand Rapids, Mich. 49506*	5,144	136	5,280
Central Michigan University Mt. Pleasant, Mich. 48858*	2,500	0	2,500
Delta College University Center, Mich. 48710	17,545	65	17,610
Detroit Institute of Technology Detroit, Mich. 48201*	4,885	0	4,885

State and institution	Fiscal Year 1972 obligation	Fiscal Year 1971 carryover	Fiscal Year 1972 total available
Eastern Michigan University			
Ypsilanti, Mich. 48197	25,182	998	26,120
Ferris State College			
Big Rapids, Mich. 49307	5,500	0	5,500
Genesee Community Junior College			
Flint, Mich. 48503	12,876	1,109	13,985
Glen Oaks Community College			
Centerville, Mich. 19032	0	455	0
Gogebic Community College			
Ironwood, Mich. 49938*	1,000	0	1,000
Grand Rapids Junior College			
Grand Rapids, Mich. 49502	17,894	186	18,080
Grand Valley State College			
Allendale, Mich. 49401*	12,270	0	12,270
Henry Ford Community College			
Dearborn, Mich. 48128	7,189	4,251	11,440
Hillsdale College			
Hillsdale, Mich. 49342*	1,779	421	2,200
Jackson Community College			
Jackson, Mich. 49201	49,265	0	49,265
Kalamazoo Valley Community College			
Kalamazoo, Mich. 49001	2,775	10	2,785
Kellogg Community College			
Battle Creek, Mich. 49017	27,445	0	27,445
Lake Michigan College			
Benton Harbor, Mich. 49022*	4,894	1,056	5,950
Lake Superior State College, Michigan Technology University			
Sault Ste Marie, Mich. 49783	12,410	1,670	14,080
Lansing Community College			
Lansing, Mich. 48914	17,185	540	17,725
Macomb County Community College Center Campus			
Mount Clemens, Mich. 48043	52,961	319	53,280
Mercy College of Detroit			
Detroit, Mich. 48219	61,065	355	61,420
Michigan State University			
East Lansing, Mich. 48823	263,660	140	263,800
Montcalm Community College			
Sidney, Mich. 48885*	1,568	432	2,000
Muskegon County Community College			
Muskegon, Mich. 49440	23,804	366	24,170
Northern Michigan University			
Marquette, Mich. 49855*	4,782	1,218	6,000
Northwestern Michigan College			
Traverse City, Mich. 49684	8,965	95	9,060
Oakland Community College			
Bloomfield Hills, Mich. 48013	11,391	2,649	14,040
Saginaw Valley College			
University Center, Mich. 48710*	3,000	0	3,000
Schoolcraft College			
Livonia, Mich. 48151	21,765	400	22,165
St. Clair County Community College			
Port Huron, Mich. 48060	9,562	3	9,565
Suomi College			
Hancock, Mich. 49930	15,225	450	15,675
University of Detroit			
Detroit, Mich. 48221	52,311	2,664	54,975
University of Michigan			
Ann Arbor, Mich. 48104*	31,585	0	31,585
Washtenaw Community College			
Ann Arbor, Mich. 48107*	8,358	72	8,430
Wayne County Community College			
Detroit, Mich. 48202	21,994	6	22,000
Wayne State University			
Detroit, Mich. 48202	145,181	5,469	150,650
Western Michigan University			
Kalamazoo, Mich. 49001*	19,810	0	19,810
State total (40)	1,004,091	25,688	1,029,780

State and institution	Fiscal Year 1972 obligation	Fiscal Year 1971 carryover	Fiscal Year 1972 total available
MINNESOTA			
Anoka Ramsey State Junior College			
Coon Rapids, Minn. 55433*	1,050	450	1,500
Bemidji State College			
Bemidji, Minn. 56601	11,190	0	11,190
College of St. Thomas			
St. Paul, Minn. 55101*	2,240	0	2,240
Fergus Falls State Junior College			
Fergus Falls, Minn. 56537*	2,600	0	2,600
Hibbing State Junior College			
Hibbing, Minn. 55745*	2,100	0	2,100
Lakewood State Junior College			
White Bear Lake, Minn. 55110	43,045	20	43,065
Mankato State College			
Mankato, Minn. 56001	8,111	19	8,130
Mesabi State Junior College			
Virginia, Minn. 55792	6,082	1,418	7,500
Metropolitan State Junior College			
Minneapolis, Minn. 55409*	7,054	450	7,504
Moorhead State College			
Moorhead, Minn. 56560	12,620	0	12,620
Normandale State Junior College			
Bloomington, Minn. 55431	11,591	3,060	14,651
North Hennepin State Junior College			
Minneapolis, Minn. 55428	37,204	16	37,220
Northland State Junior College			
Thief River Falls, Minn. 56701*	600	400	1,000
Rochester State Junior College			
Rochester, Minn. 55901*	2,619	3,760	6,379
Southwest Minnesota State College			
Marshall, Minn. 55258*	0	1,229	1,229
St. Cloud State College			
St. Cloud, Minn. 56301*	5,000	0	5,000
St. Marys College			
Winona, Minn. 55987*	6,355	300	6,655
University of Minnesota, Minneapolis- St. Paul-Crookston			
Minneapolis, Minn. 55455	90,116	8,704	98,820
University of Minnesota			
Duluth, Minn. 55812	29,080	500	29,580
Willmar State College			
Willmar, Minn. 56201	17,040	60	17,100
Winona State College			
Winona, Minn. 55987?	38	1,962	2,000
State total (21)	295,735	22,348	318,083
MISSISSIPPI			
Alcorn A. & M. College			
Lorman, Miss. 39096*	9,000	0	9,000
Delta State College			
Cleveland, Miss. 38732	8,282	948	9,230
Hinds Junior College			
Raymond, Miss. 39154	4,620	380	5,000
Itawamba Junior College			
Fulton, Miss. 38843*	5,000	0	5,000
Jackson State College			
Jackson, Miss. 39217*	77,500	0	77,500
Jefferson Davis Junior College, Missis- sippi Gulf Coast			
Gulfport, Miss. 39501	27,744	6	27,750
Jones County Junior College			
Ellisville, Miss. 39437	3,015	4,685	7,700
Meridian Municipal Junior College			
Meridian, Miss. 39301*	2,160	0	2,160
Mississippi College			
Clinton, Miss. 39056*	2,275	625	2,900
Mississippi Delta Junior College			
Moorhead, Miss. 38761*	5,000	0	5,000
Mississippi State University			
State College, Miss. 39762	10,000	0	10,000
Northeast Mississippi Junior College			
Booneville, Miss. 38829*	13,465	35	13,500

*Not authorized to make LEEP loans.

State and institution	Fiscal Year 1972 obligation	Fiscal Year 1971 carryover	Fiscal Year 1972 total available
Northwest Mississippi Junior College Senatobia, Miss. 38668	5,788	2,982	8,770
Southwest Mississippi Junior College Summit, Miss. 39666	1,010	2,230	3,240
University of Southern Mississippi Hattiesburg, Miss. 39401	24,000	6,000	30,000
University of Mississippi University, Miss. 38677	103,233	6,497	109,730
William Carey College Hattiesburg, Miss. 39401*	1,980	0	1,980
State total (17)	304,072	24,388	328,460

MISSOURI

Central Missouri State College Warrensburg, Mo. 64093	90,000	0	90,000
Drury College Springfield, Mo. 65802	46,571	3,429	50,000
Junior College District of St. Louis County Clayton, Mo. 63105	97,948	2,052	100,000
Lincoln University Jefferson City, Mo. 65101	17,950	2,050	20,000
Metropolitan Junior College District Kansas City, Mo. 64111	24,500	0	24,500
Metropolitan Junior College Kansas City, Mo. 64111	0	4,750	0
Missouri Southern College Joplin, Mo. 64801	12,821	1,179	14,000
Missouri Western Junior College St. Joseph, Mo. 64501	6,000	0	6,000
Northeast Missouri State Technical College Kirksville, Mo. 63501	26,480	520	27,000
Rockhurst College Kansas City, Mo. 64110	9,100	900	10,000
Southwest Missouri State College Springfield, Mo. 65802*	259	1,241	1,500
St. Louis University St. Louis, Mo. 63103	17,000	0	17,000
University of Missouri at Kansas City Kansas City, Mo. 64110	14,000	0	14,000
University of Missouri at St. Louis St. Louis, Mo. 63121	59,418	582	60,000
University of Missouri at Columbia Columbia, Mo. 65201	27,931	69	28,000
Washington University St. Louis, Mo. 63130	3,590	2,410	6,000
Webster College St. Louis, Mo. 63119*	10,000	0	10,000
Westminster College Fulton, Mo. 65251*	6,469	3,531	10,000
State total (18)	465,287	22,713	488,000

MONTANA

Carroll College Helena, Mont. 59601*	10,475	525	11,000
College of Great Falls Great Falls, Mont. 59401	16,235	1,065	17,300
Dawson College Glendive, Mont. 59330	47,704	296	48,000
Eastern Montana College Billings, Mont. 59101*	4,200	1,800	6,000
Flathead Community College Kalispell, Mont. 59901*	3,000	0	3,000
Montana State University Bozeman, Mont. 59715	38,728	1,772	40,500
University of Montana Missoula, Mont. 59801	32,055	2,945	35,000
State total (7)	152,397	8,403	160,800

*Not authorized to make LEEP loans.

State and institution	Fiscal Year 1972 obligation	Fiscal Year 1971 carryover	Fiscal Year 1972 total available
NEBRASKA			
Chadron State College Chadron, Nebr. 69337	10,301	1,699	12,000
Hiram Scott College Scottsbluff, Nebr. 69361*	0	4,160	0
Kearney State College Kearney, Nebr. 68847*	11,500	0	11,500
Midland Lutheran College Fremont, Nebr. 68025*	3,340	260	3,600
Peru State College Peru, Nebr. 68421	0	1,642	0
University of Nebraska at Omaha Omaha, Nebr. 68101	138,737	723	139,460
University of Nebraska Lincoln, Nebr. 68506	15,350	1,150	16,500
State total (7)	173,426	9,634	183,060

NEVADA

Elko Community College Elko, Nev. 89801	16,537	463	17,000
University of Nevada at Las Vegas Las Vegas, Nev. 89109	24,969	1,911	26,880
University of Nevada Reno, Nev. 89507	28,479	2,521	31,000
State total (3)	69,985	4,895	74,880

NEW HAMPSHIRE

Rivier College Nashua, N.H. 03060*	4,450	0	4,450
St. Anselms College Manchester, N.H. 03102	37,750	0	37,750
University of New Hampshire Durham, N.H. 03824*	3,614	2,500	6,114
State total (3)	45,814	2,500	48,314

NEW JERSEY

Atlantic Community College Mays Landing, N.J. 08330	16,816	3,209	20,025
Bergen Community College Paramus, N.J. 07652*	35,107	8	35,115
Brookdale Community College Lincroft, N.J. 07738*	11,394	51	11,445
Camden County Community College Blackwood, N.J. 08012	10,822	18,318	29,140
County College of Morris Dover, N.J. 07801*	31,674	2,796	34,470
Cumberland County College Vineland, N.J. 08360	13,455	3,060	16,515
Essex County Community College Newark, N.J. 07102	7,700	0	7,700
Fairleigh Dickinson University Rutherford, N.J. 07070*	5,000	0	5,000
Glassboro State College Glassboro, N.J. 08028*	10,000	0	10,000
Gloucester County College Sewell, N.J. 08030	17,910	0	17,910
Jersey City State College Jersey City, N.J. 07305*	7,000	0	7,000
Mercer County Community College Trenton, N.J. 08608*	11,090	0	11,090
Middlesex County College Edison, N.J. 03817*	7,800	0	7,800
Monmouth College West Long Branch, N.J. 07764*	5,648	7	5,655
Montclair State College Upper Montclair, N.J. 07043*	8,565	0	8,565
Newark State College Union, N.J. 07083*	29,889	3,111	33,000
Ocean County College Toms River, N.J. 08753	17,148	932	18,080

State and institution	Fiscal Year 1972 obligation	Fiscal Year 1971 carryover	Fiscal Year 1972 total available
Paterson State College			
Wayne, N.J. 07470*	23,885	1,500	25,385
Richard Stockton State College			
Pleasantville, N.J. 08232*	5,000	0	5,000
Rider College			
Trenton, N.J. 08602	46,560	0	46,560
Rutgers, the State University			
New Brunswick, N.J. 08903	46,205	105	46,310
Seton Hall University			
South Orange, N.J. 07379*	5,000	0	5,000
Somerset County College			
Greenbrook, N.J. 08812*	0	1,602	1,602
St. Peters College			
Jersey City, N.J. 07306*	2,442	3,598	6,040
Trenton State College			
Trenton, N.J. 08625	155,680	11,180	166,860
Union College			
Cranford, N.J. 07016*	14,943	32	14,975
State total (26)	546,733	49,509	596,242

NEW MEXICO

College of Santa Fe			
Santa Fe, N. Mex. 87501	25,000	0	25,000
Eastern New Mexico University, Ro-			
swell Campus			
Roswell, N. Mex. 88201*	194	1,306	1,500
Eastern New Mexico University			
Portales, N. Mex. 88130*	0	2,660	2,660
New Mexico Highlands University			
Las Vegas, N. Mex. 87701	65,062	4,328	69,390
New Mexico Junior College			
Hobbs, N. Mex. 88240*	434	1,956	2,390
New Mexico State University			
Las Cruces, N. Mex. 88001	34,036	4,204	38,240
University of Albuquerque			
Albuquerque, N. Mex. 87105	76,250	0	76,250
University of New Mexico			
Albuquerque, N. Mex. 87106	1,887	5,813	7,700
State total (8)	202,863	20,267	223,130

NEW YORK

Adelphi University			
Garden City, N.Y. 11530*	34,193	6,477	40,670
Adirondack Community College			
Glens Falls, N.Y. 12801	5,560	0	5,560
Auburn Community College			
Auburn, N.Y. 13021	9,816	14	9,830
Broome Technological Community			
College			
Binghamton, N.Y. 13902	9,085	30	9,115
Canisius College			
Buffalo, N.Y. 14208*	8,239	781	9,020
Clinton Community College			
Plattsburgh, N.Y. 12981*	5,000	0	5,000
Community College of Finger Lakes			
Canandaigua, N.Y. 14424*	5,000	0	5,000
Columbia University			
New York, N.Y. 10027*	5,060	5,060	10,120
Corning Community College			
Corning, N.Y. 14850*	2,800	0	2,800
CUNY Bernard Baruch College			
New York, N.Y. 10010*	4,405	480	4,885
CUNY Bronx Community College			
Bronx, N.Y. 10468*	5,000	0	5,000
CUNY John Jay College, Criminal Jus-			
tice			
New York, N.Y. 10003	873,109	126,891	1,000,000
CUNY Queens College			
Flushing, LI N.Y. 11367*	8,949	551	9,500

*Not authorized to make LEEP loans.

State and institution	Fiscal Year 1972 obligation	Fiscal Year 1971 carryover	Fiscal Year 1972 total available
CUNY Queensboro Community Col-			
lege			
Oakland Gardens, N.Y. 11364*	5,000	0	5,000
Dowling College			
Oakdale, N.Y. 11769	24,305	0	24,305
Dutchess Community College			
Poughkeepsie, N.Y. 12601	31,697	426	32,123
Elmira College			
Elmira, N.Y. 14901*	34,430	3,280	37,710
Erie Community College			
Buffalo, N.Y. 14221	33,258	397	33,655
Fordham University			
New York, N.Y. 10458*	110,210	0	110,210
Genesee Community College			
Batavia, N.Y. 14020	30,807	3	30,810
Hilbert College			
Hamburg, N.Y. 14075*	55,000	0	5,000
Hofstra University			
Hempstead, Long Island, N.Y. 11550*	29,750	3,580	33,330
Hudson Valley Community College			
Troy, N.Y. 12180	14,250	0	14,250
Iona College			
New Rochelle, N.Y. 10801*	13,085	695	13,780
Jamestown Community College			
Jamestown, N.Y. 14701	15,897	243	16,140
Jefferson Community College			
Watertown, N.Y. 13601*	0	1,716	1,716
Le Moyne College			
Syracuse, N.Y. 13214*	7,300	0	7,300
Long Island University			
Greenvale, N.Y. 11548	33,648	21,532	55,180
Marist College			
Poughkeepsie, N.Y. 12601*	3,000	0	3,000
Mercy College			
Dobbs Ferry, N.Y. 10522*	15,220	1,500	16,720
Mohawk Valley Community College			
Utica, N.Y. 13501	16,194	8,411	24,605
Monroe Community College			
Rochester, N.Y. 14607	185,675	11,935	197,610
Mount St. Mary College			
Newburgh, N.Y. 12550	482	0	482
Nassau Community College			
Garden City, N.Y. 11533	163,013	237	163,250
New School for Science Research			
New York, N.Y. 10011*	1,000	1,500	2,500
New York Institute of Technology			
Old Westbury, N.Y. 11568	21,405	0	21,405
New York University			
New York, N.Y. 10003	38,499	811	39,310
Niagara University			
Niagara University, N.Y. 14109*	5,940	0	5,940
North Country Community College			
Saranac Lake, N.Y. 12983	16,500	0	16,500
Onondaga Community College			
Syracuse, N.Y. 13210	74,663	2,442	77,105
Orange County Community College			
Middletown, N.Y. 10940	12,916	229	13,145
Pace College			
New York, N.Y. 10038*	9,600	0	9,600
Richmond College			
New York, N.Y. 10036*	1,752	748	2,500
Rochester Institute of Technology			
Rochester, N.Y. 14614*	4,162	1,388	5,550
Rockland Community College			
Suffern, N.Y. 10901	138,637	263	138,900
Russell Sage College			
Troy, N.Y. 12180*	10,000	0	10,000
Schenectady Community College			
Schenectady, N.Y. 12305	14,758	117	14,875
St. Francis College			
Brooklyn, N.Y. 11201*	104,680	320	105,000
St. Johns University			
Jamaica, N.Y. 11432*	7,620	0	7,620

State and institution	Fiscal Year 1972 obligation	Fiscal Year 1971 carryover	Fiscal Year 1972 total available
St. Lawrence University Canton, N.Y. 13617*	3,965	35	4,000
St. Thomas Aquinas College Sparkill, N.Y. 10976*	9,000	0	9,000
Staten Island County College Staten Island, N.Y. 10301*	6,494	8,706	15,200
Suffolk Community College Selden, N.Y. 11784	125,396	4	125,400
SUNY Agricultural and Technical Canton, N.Y. 13617*	2,950	2,250	5,200
SUNY Agricultural and Technical Farmingdale, Long Island, N.Y. 11735	209,067	31,118	240,185
SUNY at Albany Albany, N.Y. 12203	58,860	1,389	60,249
SUNY at Buffalo Buffalo, N.Y. 14214*	35,560	0	35,560
SUNY at Stony Brook Stony Brook, N.Y. 11790*	260	2,489	2,749
SUNY College at Buffalo Buffalo, N.Y. 14222	377,027	42,718	419,745
Suny College at Cortland Cortland, N.Y. 13045*	5,000	0	5,000
Suny College at Fredonia Fredonia, N.Y. 14063*	1,435	565	2,000
Suny College at New Paltz New Paltz, N.Y. 12561*	4,061	1,464	5,525
Suny College at Oswego Oswego, N.Y. 13126*	5,000	0	5,000
Suny College at Plattsburgh Plattsburgh, N.Y. 12901*	8,100	0	8,100
Suny College at Brockport Brockport, N.Y. 14420	13,225	250	13,475
Syracuse University Syracuse, N.Y. 13210*	49,165	30,520	79,685
Ulster County Community College Stone Ridge, N.Y. 12484	24,796	89	24,885
University of Rochester Rochester, N.Y. 14627*	16,757	3,043	19,800
Westchester Community College Valhalla, N.Y. 10595	37,910	0	37,910
State total (69)	3,204,597	326,697	3,531,294

NORTH CAROLINA

Appalachian State University Boone, N.C. 28607	5,000	0	5,000
Atlantic Christian College Wilson, N.C. 27893	0	3,240	0
Beaufort County Technological Insti- tute Washington, N.C. 27889	31,473	19,937	51,410
Campbell College Buies Creek, N.C. 27506*	0	2,258	2,200
Central Carolina Technological Institute Sanford, N.C. 27330	1,788	1,662	3,450
Central Piedmont Community College Charlotte, N.C. 28204	16,485	7,065	23,550
Davidson County Community College Lexington, N.C. 27292	16,548	392	16,940
East Carolina University Greenville, N.C. 27834	17,436	2,564	20,000
Elizabeth City State College Elizabeth City, N.C. 27909*	9,790	0	9,790
Fayetteville State College Fayetteville, N.C. 28301	0	5,921	3,390
Gaston College Gastonia, N.C. 28052	15,400	0	15,400
Guilford College Greensboro, N.C. 27410	47,533	467	48,000
North Carolina Agricultural and Technical State University Greensboro, N.C. 27406*	5,000	0	5,000

State and institution	Fiscal Year 1972 obligation	Fiscal Year 1971 carryover	Fiscal Year 1972 total available
North Carolina Central University Durham, N.C. 21707*	965	0	965
North Carolina State University at Ra- leigh Raleigh, N.C. 27607	5,443	1,677	7,120
North Carolina Wesleyan College Rocky Mountain, N.C. 27801*	10,000	0	10,000
Pfeiffer College Misenheimer, N.C. 28109*	9,145	105	9,250
Pitt Technical Institute Greenville, N.C. 27834	29,404	246	29,650
St. Augustine's College Raleigh, N.C. 27602*	907	743	1,650
University of North Carolina at Char- lotte Charlotte, N.C. 28205	21,909	2,131	24,040
W. W. Holding Technical Institute Raleigh, N.C. 27603*	4,234	1,386	5,620
Wilson County Technical Institute Wilson, N.C. 27895	9,725	1,615	11,340
Winston-Salem State College Winston-Salem, N.C. 27102	0	1,714	0
State total (23)	250,642	53,123	303,765

NORTH DAKOTA

Bismarck Junior College Bismarck, N.Dak. 58501*	2,106	394	2,500
Dickinson State College Dickinson, N. Dak. 58601*	2,008	492	2,500
Jamestown College Jamestown, N. Dak. 58401*	10	990	1,000
Minot State College Minot, N. Dak. 58701	26,844	2,156	29,000
North Dakota State School of Science Wahpeton, N. Dak. 58075*	540	180	720
North Dakota State University Fargo, N. Dak. 58102*	12,523	27	12,550
University of North Dakota Grand Forks, N. Dak. 58201	11,956	7,044	19,000
State total (7)	55,987	11,283	67,270

OHIO

Allen County Technical Institute Lima, Ohio 45804	10,000	0	10,000
Bowling Green State University Bowling Green, Ohio 43402	9,825	285	10,110
Clark County Technology Institute Springfield, Ohio 45502	6,935	0	6,935
Cleveland State University Cleveland, Ohio 44115*	8,598	1,687	10,285
Columbus Technology Institute Columbus, Ohio 43215	15,661	19	15,680
Cuyahoga Community College Cleveland, Ohio 44115	37,726	5,044	42,770
Heidelberg College Tiffin, Ohio 44883*	4,614	1,576	6,190
John Carroll University Cleveland, Ohio 44118*	5,000	0	5,000
Kent State University Kent, Ohio 44240	110,963	182	111,145
Lakeland Community College Mentor, Ohio 44060	37,165	285	37,450
Lorain County Community College Lorain, Ohio 44035	30,777	863	31,640
Marietta College Marietta, Ohio 45750*	4,515	200	4,715
Miami University Oxford, Ohio 45056*	2,804	171	2,975
Michael J. Owens Technology College Perryburg, Ohio 43551	35,077	2,923	38,000

*Not authorized to make LEEP loans.

State and institution	Fiscal Year 1972 obligation	Fiscal Year 1971 carryover	Fiscal Year 1972 total available	State and institution	Fiscal Year 1972 obligation	Fiscal Year 1971 carryover	Fiscal Year 1972 total available
Notre Dame College Cleveland, Ohio 44123*	11,920	1,720	13,640	University of Oklahoma Norman, Okla. 73069	27,535	1,365	28,900
Ohio Dominican College Columbus, Ohio 43219*	3,462	288	3,750	University of Tulsa Tulsa, Okla. 74104	68,517	2,085	70,602
Ohio Northern University Ada, Ohio 45810*	2,540	100	2,640	State total (17)	401,356	20,011	421,367
Ohio State University Columbus, Ohio 43210	42,945	1,445	44,390	OREGON			
Ohio University Athens, Ohio 45701*	450	2,535	2,985	Blue Mountain Community College Pendleton, Oreg. 97801	12,000	6,000	18,000
Sinclair Community College Dayton, Ohio 45402	39,200	0	39,200	Chemeketa Community College Salem, Oreg. 97303	79,000	0	79,000
Tri County Technical Institute Nelsonville, Ohio 45764	17,950	400	18,350	Clackamas Community College Oregon City, Oreg. 97045	16,000	0	16,000
University of Akron Akron, Ohio 44304	23,430	0	23,430	Clatsop Community College Astoria, Oreg. 97103	10,422	78	10,500
University of Cincinnati Cincinnati, Ohio 45221	56,065	1,695	57,760	Eastern Oregon College La Grande, Oreg. 97850*	1,873	1,127	3,000
University of Dayton Dayton, Ohio 45309	59,308	2,527	61,835	Lane Community College Eugene, Oreg. 97402	7,245	4,755	12,000
University of Toledo Toledo, Ohio 43606	110,000	0	110,000	Linn Benton Community College Albany, Oreg. 97321*	4,600	0	4,600
Ursuline College for Women Cleveland, Ohio 44124	5,620	145	5,765	Mount Angel College Mount Angel, Oreg. 97362*	5,000	0	5,000
Wright State University Dayton, Ohio 45431*	2,126	734	2,860	Mount Hood Community College Gresham, Oreg. 97030*	3,150	0	3,150
Xavier University Cincinnati, Ohio 45207	35,966	11,534	47,500	Oregon College of Education Monmouth, Oreg. 97361	391,501	1,499	393,000
Youngstown University Youngstown, Ohio 44503	51,800	0	51,800	Oregon State University Corvallis, Oreg. 97331*	8,000	0	8,000
State total (29)	782,442	36,358	818,800	Portland Community College Portland, Oreg. 97201	117,902	98	118,000
OKLAHOMA				Portland State University Portland, Oreg. 97207	163,455	1,545	165,000
Cameron State College Lawton, Okla. 73501	2,453	3,337	5,790	Southern Oregon College Ashland, Oreg. 97520	111,414	586	112,000
Central State College Edmond, Okla. 73034*	13,108	62	13,170	Southwestern Oregon Community College Coos Bay, Oreg. 97420	6,327	173	6,500
Connors State Agricultural and Applied Science College Warner, Okla. 74469	70,000	0	70,000	Treasure Valley Community College Ontario, Oreg. 97914	53,760	0	53,760
Murray State College of Agriculture and Applied Science Tishomingo, Okla. 73460*	3,675	0	3,675	Umpqua Community College Roseburg, Oreg. 97470	13,799	1	13,800
Northeastern Oklahoma A. & M. College Miami, Okla. 74354	41,845	1,205	43,050	University of Oregon Eugene, Oreg. 97403	45,875	4,125	50,000
Northeastern State College Tahlequah, Okla. 74464	15,540	460	16,000	University of Portland Portland, Oreg. 97203	53,325	8,675	62,000
Northern Oklahoma College Tonkawa, Okla. 74653	4,712	1,408	6,120	State total (19)	1,104,648	28,662	1,133,310
Northwestern State College Alva, Okla. 73717	31,457	593	32,050	PENNSYLVANIA			
Oklahoma State University Technical Institute Oklahoma City, Okla. 73107	34,980	8,000	42,980	Bucks County Community College Newtown, Pa. 18940	26,495	955	27,450
Oklahoma City University Oklahoma City, Okla. 73106	27,500	0	27,500	Community College Allegheny County, Allegheny Campus Pittsburgh, Pa. 15212	8,055	1,745	9,800
Oklahoma Military Academy Claremore, Okla. 74017	5,930	1,070	7,000	Community College Allegheny County, Boyce Campus Monroeville, Pa. 15146	69,419	4,401	73,820
Southeastern State College Durant, Okla. 74701*	6,440	0	6,440	California State College California, Pa. 15419*	790	210	1,000
Southwestern College Oklahoma City, Okla. 73127	13,854	16	13,870	Cheyney State College Cheyney, Pa. 19319*	6,599	1	6,600
St. Gregory's College Shawnee, Okla. 74801	8,810	410	9,220	Community College Allegheny County, South Campus West Mifflin, Pa. 15122*	1,782	1,518	3,300
Tulsa Junior College Tulsa, Okla. 74119	25,000	0	25,000	Community College of Beaver County Freedom, Pa. 15042	25,596	104	25,700
				Community College of Delaware County Media, Pa. 19063	31,089	3,811	34,900
				Community College of Philadelphia Philadelphia, Pa. 19107	27,383	12,207	39,590

*Not authorized to make LEEP loans.

State and institution	Fiscal Year 1972 obligation	Fiscal Year 1971 carryover	Fiscal Year 1972 total available
Duquesne University Pittsburgh, Pa. 15219*	2,605	4,025	6,630
Westmoreland County Community College			
Jeannette, Pa. 15644	5,000	0	5,000
Franklin and Marshall College			
Lancaster, Pa. 17604*	5,000	0	5,000
Gannon College			
Erie, Pa. 16501*	9,768	6,512	16,280
Harrisburg Area Community College			
Harrisburg, Pa. 17110	72,987	1,413	74,400
Indiana University of Pennsylvania			
Indiana, Pa. 15701	100,388	92	100,480
Kings College			
Wilkes Barre, Pa. 18702	113,625	735	114,360
La Salle College			
Philadelphia, Pa. 19141	75,561	374	75,935
Lehigh County Community College			
Allentown, Pa. 18101	28,950	150	29,100
Mansfield State College			
Mansfield, Pa. 16933	5,000	0	5,000
Mercyhurst College			
Erie, Pa. 16501*	9,000	0	9,000
Montgomery County Community Col- lege			
Conshohocken, Pa. 19428	28,058	2,542	30,600
Northampton County Area Commu- nity College			
Easton, Pa. 18017	0	462	462
P. M. C. Colleges			
Chester, Pa. 19013*	9,463	537	10,000
Pennsylvania State University			
University Park, Pa. 16802	213,676	7,614	221,290
Philadelphia College of Textiles and Science			
Philadelphia, Pa. 19144	8,895	1,215	10,110
St. Josephs College			
Philadelphia, Pa. 19131	24,835	1,215	26,050
Susquehanna University			
Selinsgrove, Pa. 17870*	1,200	0	1,200
Temple University			
Philadelphia, Pa. 19122	128,178	1,822	130,000
University of Pittsburgh			
Pittsburgh, Pa. 15213	44,564	906	45,470
University of Scranton			
Scranton, Pa. 18510*	5,704	1,476	7,180
Villanova University			
Villanova, Pa. 19085	150,900	100	151,000
York College of Pennsylvania			
York, Pa. 17405	46,125	1,035	47,160
State total (32)	1,286,690	57,177	1,343,867

RHODE ISLAND

Bryant College			
Providence, R.I. 02906	31,864	1,020	32,884
Rhode Island College			
Providence, R.I. 02908*	4,465	185	4,650
Roger Williams College			
Providence, R.I. 02903	4,720	30	4,750
Salve Regina College			
Newport, R.I. 02340	31,130	0	31,130
State total (4)	72,179	1,235	73,414

SOUTH CAROLINA

Baptist College at Charleston			
Charleston, S.C. 29411*	5,000	0	5,000
Benedict College			
Columbia, S.C. 29204*	40,200	0	40,200

State and institution	Fiscal Year 1972 obligation	Fiscal Year 1971 carryover	Fiscal Year 1972 total available
College of Charleston			
Charleston, S.C. 29401*	125	125	250
Palmer College			
Charleston, S.C. 29401	129,982	18	130,000
South Carolina State College			
Orangeburg, S.C. 29115*	1,725	275	2,000
Spartanburg Junior College			
Spartanburg, S.C. 29301	33,508	2,212	35,720
University of South Carolina Regional Campuses			
Columbia, S.C. 29208	20,000	0	20,000
University of South Carolina			
Columbia, S.C. 29208	40,000	0	40,000
Voorhees College			
Denmark, S.C. 29042*	9,000	0	9,000
State total (9)	279,540	2,630	282,170

SOUTH DAKOTA

Augustana College			
Sioux Falls, S. Dak. 57102	6,688	4,312	11,000
Black Hills State College			
Spearfish, S. Dak. 57783*	22,926	3,074	26,000
Dakota State College			
Madison, S. Dak. 57042*	85	600	685
Dakota Wesleyan University			
Mitchell, S. Dak. 57301*	6,612	188	6,800
Huron College			
Huron, S. Dak. 57350	30,340	0	30,340
Northern State College			
Aberdeen, S. Dak. 57401*	825	675	1,500
Sioux Falls College			
Sioux Falls, S. Dak. 57101	15,132	868	16,000
South Dakota State University			
Brookings, S. Dak. 57006*	650	650	1,300
Southern State College			
Springfield, S. Dak. 57062*	0	787	510
University of South Dakota			
Vermillion, S. Dak. 57069	54,510	1,290	55,800
State total (10)	137,491	12,444	149,935

TENNESSEE

-Aquinas Junior College			
Nashville, Tenn. 37205*	19,711	289	20,000
Austin Peay State University			
Clarksville, Tenn. 37040*	2,352	0	2,352
Cleveland State Community College			
Cleveland, Tenn. 37311	0	12,060	12,060
East Tennessee State University			
Johnson City, Tenn. 37601	42,844	556	43,400
Fisk University			
Nashville, Tenn. 37203*	3,000	0	3,000
Freed Hardeman College			
Henderson, Tenn. 38340*	0	870	0
Lambuth College			
Jackson, Tenn. 38301*	5,000	0	5,000
Memphis State University			
Memphis, Tenn. 38111	37,590	0	37,590
Middle Tennessee State University			
Murfreesboro, Tenn. 37130*	4,911	3,179	8,090
Motlow State Community College			
Tullahoma, Tenn. 37388*	90	0	90
Tennessee State University			
Nashville, Tenn. 37203	49,761	89	49,850
University of Tennessee at Martin			
Martin, Tenn. 38237*	3,233	967	4,200
University of Tennessee			
Knoxville, Tenn. 37916*	2,531	179	2,710
Walters State Community College			
Morristown, Tenn. 37814*	1,380	990	2,370
State total (14)	171,533	19,179	190,712

*Not authorized to make LEEP loans.

State and institution	Fiscal Year 1972 obligation	Fiscal Year 1971 carryover	Fiscal Year 1972 total available
TEXAS			
Ablene Christian College			
Ablene, Tex. 79601	5,500	0	5,500
Alvin Junior College			
Alvin, Tex. 77511	5,705	1,995	7,700
Amarillo College			
Amarillo, Tex. 79105	5,000	0	5,000
Angelo State College			
San Angelo, Tex. 76903	3,450	0	3,450
Bishop College			
Dallas, Tex. 75241	25,000	0	25,000
Brazosport Junior College District			
Freeport, Tex. 77541*	4,140	0	4,140
Central Texas College			
Killeen, Tex. 76541	57,258	62	57,320
Christian College of the Southwest			
Dallas, Tex. 75228	198,778	3,422	202,200
Cisco Junior College			
Cisco, Tex. 76437	3,200	0	3,200
College of the Mainland			
Texas City, Tex. 77590	19,827	253	20,080
Cooke County Junior College			
Gainesville, Tex. 76240	20,350	0	20,350
Dallas Baptist College			
Dallas, Tex. 75211	30,780	620	31,400
Del Mar College			
Corpus Christi, Tex. 78404	12,043	7,127	19,170
East Texas State University			
Commerce, Tex. 75428	69,460	0	69,460
El Centro College			
Dallas, Tex. 75202	57,627	4,843	62,470
Galveston Community College			
Galveston, Tex. 77550	9,025	235	9,260
Grayson County Junior College			
Denison, Tex. 75020	13,087	3	13,090
Hardin Simmons University			
Ablene, Tex. 79601	88,084	7,916	96,000
Henderson County Junior College			
Athens, Tex. 75751	16,552	448	17,000
Howard County Junior College			
Big Spring, Tex. 79720	20,698	4,252	24,950
Kilgore College			
Kilgore, Tex. 75662	33,457	483	33,940
Lamar State College, Technical			
Beaumont, Tex. 77704	40,000	0	40,000
Laredo Junior College			
Laredo, Tex. 78040*	5,000	0	5,000
Lee College			
Baytown, Tex. 77520	16,878	2	16,880
McLennan Community College			
Waco, Tex. 76705	11,132	418	11,550
Midland College			
Midland, Tex. 79701	7,000	0	7,000
Midwestern University			
Wichita Falls, Tex. 76308*	7,340	1,120	8,460
Navarro Junior College			
Corsicana, Tex. 75110*	5,000	0	5,000
North Texas State University			
Denton, Tex. 76203	7,628	602	8,230
Odessa College			
Odessa, Tex. 79760	17,500	0	17,500
Pan American College			
Edinburg, Tex. 78539	21,200	0	21,200
Panola College			
Carthage, Tex. 75633*	1,000	0	1,000
Paris Junior College			
Paris, Tex. 75460	3,000	0	3,000
Sam Houston State College			
Huntsville, Tex. 77340	1,004,883	1,117	1,006,000
San Antonio Union Junior College District			
San Antonio, Tex. 78212	20,147	10,073	30,220

State and institution	Fiscal Year 1972 obligation	Fiscal Year 1971 carryover	Fiscal Year 1972 total available
San Jacinto College			
Pasadena, Tex. 77505	22,916	484	23,400
South Plains College			
Levelland, Tex. 79336*	5,000	0	5,000
South Texas Junior College			
Houston, Tex. 77002*	15,758	742	16,500
Southern Methodist University			
Dallas, Tex. 75222	23,430	1,570	25,000
Southwest Texas College			
Uvalde, Tex. 78801*	5,000	0	5,000
Southwest Texas State University			
San Marcos, Tex. 78666	74,971	29	75,000
St. Edwards University			
Austin, Tex. 78704*	0	1,640	1,540
St. Marys University			
San Antonio, Tex. 78228	106,606	454	107,060
Stephen F. Austin State College			
Macogdaches, Tex. 75961	500	1,500	2,000
Sul Ross State College			
Alpine, Tex. 79830	5,000	0	5,000
Tarrant County Junior College			
Fort Worth, Tex. 76102	174,997	3	175,000
Texarkana College			
Texarkana, Tex. 75501	9,688	1,512	11,200
Texas A. & I. University			
Kingsville, Tex. 78363	15,138	8,012	23,150
Texas Christian University			
Fort Worth, Tex. 76129	22,390	420	22,810
Texas Southmost College			
Brownsville, Tex. 78520	6,368	32	6,400
Texas Technological University			
Lubbock, Tex. 79409	5,079	3,861	8,940
Texas Wesleyan College			
Fort Worth, Tex. 76105*	2,991	369	3,360
Tyler Junior College			
Tyler, Tex. 75701	8,799	1	8,800
University of Texas at Arlington			
Arlington, Tex. 76010	50,596	14	50,610
University of Texas at Austin			
Austin, Tex. 78712	16,874	1,556	18,430
University of Texas at El Paso			
El Paso, Tex. 79902	23,543	7	23,550
University of Houston			
Houston, Tex. 77004*	19,040	11	19,051
Victoria College			
Victoria, Tex. 77901*	2,400	0	2,400
Wayland Baptist College			
Plainview, Tex. 79072	15,000	0	15,000
Western Texas College			
Snyder, Tex. 79549	5,000	0	5,000
State total (60)	2,503,713	67,208	2,570,921

UTAH			
Brigham Young University			
Provo, Utah 84601	8,000	0	8,000
Southern Utah State College			
Cedar City, Utah 84720	19,800	200	20,000
University of Utah			
Salt Lake City, Utah 84112	69,965	4,035	74,000
Weber State College			
Ogden, Utah 84403	111,752	8,248	120,000
State total (4)	209,517	12,483	222,000

VERMONT			
Castleton State College			
Castleton, Vt. 05735*	12,000	1,000	13,000
Champlain College			
Burlington, Vt. 05401	35,950	50	36,000
Goddard College			
Plainfield, Vt. 05667*	4,500	0	4,500
Norwich University			
Northfield, Vt. 05663*	10,200	0	10,200

*Not authorized to make LEEP loans.

State and institution	Fiscal Year 1972 obligation	Fiscal Year 1971 carryover	Fiscal Year 1972 total available
St. Michaels College Winooski, Vt. 05404*	1,400	0	1,400
University of Vermont and State Agri- cultural College Burlington, Vt. 05401*	13,145	1,255	14,400
State total (6)	77,195	2,305	79,500

VIRGINIA

Blue Ridge Community College Weyers Cave, Va. 24486	4,293	3,027	7,320
Central Virginia Community College Lynchburg, Va. 24504*	2,153	1,327	3,480
College of William and Mary Williamsburg, Va. 23185	3,245	2,655	5,900
Dabney S. Lancaster Community Col- lege Clifton Forge, Va. 24422*	507	818	1,325
Danville Community College VPI Danville, Va. 24541	12,800	0	12,800
Franklin-Suffolk Area Community College Franklin, Va. 23851*	2,340	0	2,340
John Tyler Community College Chester, Va. 23831	2,396	574	2,970
Lord Fairfax Community College Middletown, Va. 22645	19,592	578	20,170
Norfolk State College Norfolk, Va. 23504	0	1,795	0
Northern Virginia Community College Annandale, Va. 22003	65,789	13,091	78,880
Old Dominion University Norfolk, Va. 23508	20,482	1,268	21,750
Rappahannock Community College Glenns, Va. 23149*	905	0	905
Richard Bland College, College of Wil- liam and Mary Petersburg, Va. 23803*	1,023	0	1,023
Southwest Virginia Community Col- lege Richlands, Va. 24641*	4,200	0	4,200
Thomas Nelson Community College Hampton, Va. 23369	17,497	2,363	19,860
Tidewater Community College Portsmouth, Va. 23703	13,183	57	13,240
University of Virginia, George Mason College Fairfax, Va. 22030	14,000	0	14,000
University of Virginia Charlottesville, Va. 22903*	0	1,962	1,930
Virginia Commonwealth University Richmond, Va. 23220	150,000	0	150,000
Virginia State College Petersburg, Va. 23803*	319	2,961	3,280
Virginia Union University Richmond, Va. 23220*	3,000	0	3,000
Virginia Western Community College Roanoke, Va. 24015	3,341	1,039	4,380
Wytheville Community College Wytheville, Va. 24382*	5,000	0	5,000
State total (23)	344,238	33,515	377,753

WASHINGTON

Bellevue Community College Bellevue, Wash. 98004	17,200	0	17,200
Big Bend Community College Moses Lake, Wash. 98837*	0	1,293	1,000

State and institution	Fiscal Year 1972 obligation	Fiscal Year 1971 carryover	Fiscal Year 1972 total available
Central Washington State College Ellensburg, Wash. 98926	3,786	214	4,000
Centralia College Centralia, Wash. 98531	3,206	1,508	4,714
Clark College Vancouver, Wash. 98663	15,000	0	15,000
Columbia Basin College Pasco, Wash. 99301	9,836	164	10,000
Eastern Washington State College Cheney, Wash. 99004	5,000	0	5,000
Edmonds Community College Edmonds, Wash. 98020*	2,500	0	2,500
Everett Community College Everett, Wash. 98201	20,000	3,000	23,000
Evergreen State College Olympia, Wash. 98501*	9,000	0	9,000
Fort Steilacoom Community College Tacoma, Wash. 98499	9,397	103	9,500
Gonzaga University Spokane, Wash. 99202*	870	730	1,600
Grays Harbor College Aberdeen, Wash. 98520*	1,260	0	1,260
Green River Community College Auburn, Wash. 98002	22,000	0	22,000
Highline College Midway, Wash. 98031	18,000	0	18,000
Lower Columbia College Longview, Wash. 98632	12,664	336	13,000
Olympic College Bremerton, Wash. 98310	45,993	7	46,000
Pacific Lutheran University Tacoma, Wash. 98447	60,000	0	60,000
Peninsula College Port Angeles, Wash. 98362*	0	1,360	1,000
Seattle Community College Seattle, Wash. 98109	9,626	374	10,000
Seattle Pacific College Seattle, Wash. 98119	10,317	2,883	13,200
Seattle University Seattle, Wash. 98122	43,424	2,102	45,526
Shoreline Community College Seattle, Wash. 98133	20,100	0	20,100
Skagit Valley College Mount Vernon, Wash. 98273*	2,455	245	2,700
Spokane Community College Spokane, Wash. 99202	23,867	133	24,000
St. Martins College Olympia, Wash. 98501*	10,135	3,065	13,200
Tacoma Community College Tacoma, Wash. 98465	11,755	2,245	14,000
University of Puget Sound Tacoma, Wash. 98416	80,900	1,920	82,830
University of Washington Seattle, Wash. 98105	54,504	3,996	58,500
Walla Walla College College Place, Wash. 99324*	10,982	518	11,500
Walla Walla Community College Walla Walla, Wash. 99362*	12,575	0	12,575
Washington State University Pullman, Wash. 99163	78,369	131	78,500
Wenatchee Valley College Wenatchee, Wash. 98801*	2,404	96	2,500
Western Washington State College Bellingham, Wash. 98225*	7,421	79	7,500
Whitworth College Spokane, Wash. 99218*	5,039	4,261	9,300
Yakima Valley College Yakima, Wash. 98902	10,552	2,448	13,000
State total (36)	649,494	33,211	682,705

*Not authorized to make LEEP loans.

State and institution	Fiscal Year 1972 obligation	Fiscal Year 1971 carryover	Fiscal Year 1972 total available
WEST VIRGINIA			
Bluefield State College			
Bluefield, W. Va. 24701*	0	2,559	250
Concord College			
Athens, W. Va. 24712*	0	1,204	125
Marshall University			
Huntington, W. Va. 25701	7,988	2,522	10,510
Morris Harvey College			
Charleston, W. Va. 25304*	5,500	0	5,500
West Liberty State College			
West Liberty, W. Va. 26074	56,767	33	56,800
West Virginia State College			
Institute, W. Va. 25112	101,213	967	102,180
West Virginia University			
Morgantown, W. Va. 26506*	1,500	0	1,500
State total (7)	169,580	7,285	176,865
WISCONSIN			
Carthage College			
Kenosha, Wis. 53140*	10,637	1,193	11,830
Fox Valley Technical Institute			
Oshkosh, Wis. 54901	5,500	0	5,500
Kenosha Technical Institute			
Kenosha, Wis. 53140	57,150	0	57,150
Lakeland College			
Sheboygan, Wis. 53081*	2,500	0	2,500
Madison Vocational Technical and Adult School			
Madison, Wis. 53703	14,177	1,443	15,620
Marquette University			
Milwaukee, Wis. 53233	81,114	2,681	83,795
Milwaukee Technical College			
Milwaukee, Wis. 53203	8,539	161	8,700
Mount Senario College			
Ladysmith, Wis. 54848	0	1,200	0
University of Wisconsin			
Madison, Wis. 53706	37,432	78	37,510
University of Wisconsin			
Milwaukee, Wis. 53211	89,781	2,569	92,350
University of Wisconsin, Parkside			
Kenosha, Wis. 53140*	7,561	1,519	9,080
University of Wisconsin			
La Crosse, Wis. 54601*	2,112	393	2,505
University of Wisconsin			
Platteville, Wis. 53818	55,670	0	55,670

State and institution	Fiscal Year 1972 obligation	Fiscal Year 1971 carryover	Fiscal Year 1972 total available
WISCONSIN			
Wisconsin State University			
Eau Claire, Wis. 54701*	18,392	1,358	19,750
Wisconsin State University			
Oshkosh, Wis. 54901*	12,675	85	12,760
Wisconsin State University			
Stevens Point, Wis. 54481*	2,900	0	2,900
Wisconsin State University			
Superior, Wis. 54880*	1,020	680	1,700
Wisconsin State University			
Whitewater, Wis. 53190*	1,914	986	2,900
State total (18)	407,874	14,346	422,220
WYOMING			
Casper College			
Casper, Wyo. 82601	3,180	1,820	5,000
Central Wyoming College			
Riverton, Wyo. 82501	5,000	0	5,000
Laramie County Community College			
Cheyenne, Wyo. 82001*	4,000	0	4,000
University of Wyoming			
Laramie, Wyo. 82070	2,423	7,577	10,000
Western Wyoming Community College			
Rock Springs, Wyo. 82901	12,254	72	12,326
State total (5)	26,857	9,469	36,326
GUAM			
University of Guam			
Agana, Guam 96910	900	1,100	2,000
State total (1)	900	1,100	2,000
PUERTO RICO			
College of the Sacred Heart			
Sanurce, P.R. 00914	25,000	0	25,000
Inter-American University of Puerto Rico			
San German, P.R. 00753*	20,443	147	20,590
Puerto Rico Junior College			
Rio Piedras, P.R. 00928*	40,260	0	40,260
State total (3)	85,703	147	85,850
VIRGIN ISLANDS			
College of the Virgin Islands			
St. Thomas, V.I. 00801	7,741	259	8,000
State total (1)	7,741	259	8,000
U.S. total (981)	28,358,756	1,544,120	29,837,243

*Not authorized to make LEEP loans.

Table 14.—Fiscal Year 1972 Graduate Research Fellowships

Dissertation Graduate Research Fellowships

Mary M. Bourdette
Political Science
University of California
Davis, Calif.
Award: \$8,352
Topic: Plea Negotiation in California Superior Courts

Michael K. Brown
Political Science
University of California
Los Angeles, Calif.
Award: \$12,506
Topic: Police Discretion and Organizational Behavior: A Study of the Exercise of Discretion by Patrolmen

Shirley V. Brown
Social Work
University of Michigan
Ann Arbor, Mich.
Award: \$14,839
Topic: Race as a Factor in the Intra-Prison Outcomes and Perceptions of Youthful First Offenders

Janet D. Connolly
Sociology
Temple University
Philadelphia, Pa.
Award: \$10,425
Topic: Judicial Dilemma: Bureaucratization vs. Professionalism

Thomas J. Dimieri
Sociology
Brown University
Providence, R.I.
Award: \$11,890
Topic: An Examination of Decentralized Police Patrol and Training in New York City

Eric Monkkonen
History
University of Minnesota
Minneapolis, Minn.
Award: \$10,000
Topic: Criminals, Paupers and Urbanization: Columbus, Ohio, 1860-85

Lynne G. Morris
Social Work
University of Michigan
Ann Arbor, Mich.
Award: \$13,918
Topic: Change or Exchange? The Application of a Conditional Probability Model to the Study of Mental Patient Careers, 1940-70

Michael E. Mrvosh
Chemistry
University of Pittsburgh
Pittsburgh, Pa.
Award: \$12,500
Topic: Determination of Micro-Quantities of Explosives and Explosive Residues by Pyrolysis Gas Chromatography

John R. Pfeiffer
Social Work
University of Michigan
Ann Arbor, Mich.
Award: \$13,500
Topic: A Comparative Analysis of Juvenile Court Processing of Children

William W. Stenzel
Engineering and Science
Washington University
St. Louis, Mo.
Award: \$12,471
Topic: Optimal Multishift Proportional Rotating Schedules

Phyllis Teitelbaum
Sociology
Harvard University
Cambridge, Mass.
Award: \$12,845
Topic: The Effect of Motivational Factors on Court Personnel Behavior in the Implementation of Legal Change in the Lower Courts.

Second Year Graduate Research Fellowship Renewals

Kenneth Bergmann
Physical Education
University of Maryland
College Park, Md.
Student stipend: \$4,000; school stipend: \$1,540
Topic: A Study of a Community-Based Offender Treatment Program

Thomas F. Christian
Criminal Justice
Michigan State University
East Lansing, Michigan
Student stipend: \$4,000; school stipend: \$1,704
Topic: The Role of Neighborhood Government in the Prevention of Crime

Lawrence A. Greco
Sociology
University of California
Santa Barbara, Calif.
Student stipend: \$2,200; school stipend: \$713
Topic: Local Law Enforcement Control of Drug Abuse

Frank S. Horvath
Criminal Justice
Michigan State University
East Lansing, Mich.
Student stipend: \$3,400; school stipend: \$2,146
Topic: Police Information Gathering Techniques

Zuon Y. Kwan
Criminalistics
University of California
Berkeley, Calif.
Student stipend: \$2,800; school stipend: \$698
Topic: Experimental Modeling of Arson Cases

Herman E. Mitchell
Psychology
Purdue University
Lafayette, Ind.
Student stipend: \$3,400; school stipend: \$700
Topic: Juror Decisionmaking

James M. Parker
Pharmacology
Duquesne University
Pittsburgh, Pa.
Student stipend: \$4,600; school stipend: \$1,575
Topic: Forensic Chemistry

Michael A. Rustigan
Criminology
University of California
Berkeley, Calif.
Student stipend: \$2,800; school stipend: \$724
Topic: Nineteenth Century Reform in the Criminal Justice System

John T. Saunders
Psychology
Yale University
New Haven, Conn.
Student stipend: \$2,800; school stipend: \$1,200
Topic: Juvenile Delinquency/Corrections Program

Robert T. Sigler
Sociology
University of Missouri
Columbia, Mo.
Student stipend: \$5,200; school stipend: \$555
Topic: Inmate Peer Group

Stephen H. Wells
Clinical Psychology
Fordham University
New York, N.Y.
Student stipend: \$2,800; school stipend: \$1,560
Topic: Criminal Rehabilitation

Third Year Graduate Research Fellowship Renewals

Palmer R. Anderson
Sociology
University of Oregon
Eugene, Oreg.
Student stipend: \$6,000; school stipend: \$779
Topic: Implementation of Research Techniques Directed Toward a Knowledgeable Approach to Theory Building in the Field of Delinquency

John A. Conley
Police Administration
Claremont Graduate School
Claremont, Calif.
Student stipend: \$4,800; school stipend: \$2,400
Topic: Study of the Origin and Development of the Criminal Justice System

Bobbe J. Ellis
Political Science
University of Michigan
Ann Arbor, Mich.
Student stipend: \$4,200; school stipend: \$1,050
Topic: Study of the Juvenile Court System

John P. Mitchell
Psychology
University of Minnesota
Minneapolis, Minn.
Student stipend: \$5,400; school stipend: \$105
Topic: A Study of Police Discretion

William G. Nowlin, Jr.
Political Science
Tufts University
Medford, Mass.
Student stipend: \$3,000; school stipend: \$3,120
Topic: The Response of Public Policy and Law Enforcement to Corporate Violations of the Civil and Criminal Law

Francis X. Strasser
Criminal Justice
State University of New York
Albany, N.Y.
Student stipend: \$4,800; school stipend: \$1,200
Topic: Development of Entry Criteria and Incentives Needed to Promote the Interest of College Graduates in the Police Service

David R. Struckhoff
Sociology
Southern Illinois University
Carbondale, Ill.
Student stipend: \$4,800; school stipend: \$565
Topic: Study of the Social "Costs" of Incarceration
Vestal Varborough
Education
University of Tennessee
Knoxville, Tenn.
Student stipend: \$4,600; school stipend: \$933
Topic: A Study of Juvenile Recidivism

Table 15.—Fiscal Year 1972 National Institute Grant Abstracts

[Listed consecutively by Grant Number]

72-NI-99-0001-A—Law Enforcement Standards Laboratory and Support Services.

72-NI-99-0001-B

72-NI-99-0001-C

72-NI-99-0001-D

Contract number—LEAA-J-IAA-009-2.

Grantee—National Bureau of Standards, Washington, D.C.

Award—\$283,940; \$341,550; \$341,550; \$341,550, July 1, 1971, to June 30, 1972, Jack Diamond.

72-NI-99-0002-G—Burglary: A Study of Its Character, Correlates, Correctives, and Causes.

Grantee—Human Sciences Research, Inc., McLean, Va.

Award—\$86,502, October 1, 1971 to December 31, 1972, Dr. Harry A. Scarr.

Abstract—This grant continues the research effort performed in 70-064. Burglary as a process is examined in order to produce empirically grounded recommendations to aid in its prevention and control. This project focuses particular attention on patterns of victimization. Using a broad spectrum of social science procedures, the offense, the offender, the victim, the social control agents and the citizen were studied to determine the context in which burglary occurs, the opportunity structure in which it thrives, and the social psychology that impels its practitioners. Recommendations for intervention fall into three broad classes: Those aimed at prevention; those aimed at control; and those aimed at tactical deployment of police for either prevention or control purposes. The setting for this study was the metropolitan Washington, D.C., area: Fairfax County, Va.; the District of Columbia; and Prince Georges County, Md.

72-NI-99-0003-G—Des Moines—Polk County Metropolitan Criminal Justice Center Program.

Grantee—Drake University, Des Moines, Iowa.

Award—\$361,002, September 8, 1971, to May 7, 1973, W. J. Durrenberger.

Abstract—This grant assists the city of Des Moines and Polk County, Iowa in developing a community-based research and development pilot program to design and carry out projects aimed at the comprehensive improvement of the community's law enforcement and criminal justice agencies. In so doing, the NILECJ can develop and refine the most effective methods for reducing crime and delinquency in the United States. The research and development staff who will be provided by the grantee, Drake University, will include specialists in police, courts, and corrections, special consultants from NILECJ and other resources from within the community.

72-NI-99-0004-G—Omaha—Douglas County Metropolitan Criminal Justice Center Program.

Grantee—Department of Law Enforcement and Corrections, University of Nebraska at Omaha.

Award—\$349,758, September 8, 1971, to May 7, 1973 G. L. Kuchel.

Abstract—This grant assists the city of Omaha and Douglas County, Nebr., in developing a community-based research and development pilot program to design and carry out projects aimed at the comprehensive improvement of the community's law enforcement and criminal justice agencies. In so doing, the NILECJ can develop and refine the most effective methods for reducing crime and delinquency in the United States. The research and development staff who will be provided by the grantee, the University of Nebraska at Omaha, will include specialists in police, courts and corrections, special consultants from NILECJ and other resources from within the community.

72-NI-99-0005-G—Norfolk Metropolitan Area Criminal Justice Center Project.

Grantee—College of William and Mary, Williamsburg, Va.

Award—\$347,853, September 8, 1971, to May 7, 1973, Warren Heeman.

Abstract—This grant assists the Norfolk Metropolitan area in developing a community-based research and development pilot program to design and carry out projects aimed at the comprehensive improvement of the community's law enforcement and criminal justice agencies. In so doing, the NILECJ can develop and refine the most effective methods for reducing crime and delinquency in the United States. The research and development staff who will be provided by the grantee, college of William and Mary, will include specialists in police, courts and corrections, special consultants from NILECJ and other resources from within the community.

72-NI-99-0008-G—Evaluation of the Effects of Methadone Treatment on Crime and Criminal Addicts.

Grantee—Vera Institute of Justice, New York, N.Y.

Award—\$277,559, March 1, 1972, to February 28, 1973, Mrs. Michele Brown.

Abstract—The present project is a continuation of the 5-year study of clients of the methadone maintenance clinics operated by the Addiction Research and Treatment Corporation in the Bedford-Stuyvesant area of New York City. Earlier fundings were provided under NI-038 and NI 71-046. It proposes to answer questions concerning the relationship of methadone maintenance to the criminal careers of addicts, the crime rate in the community and the community perception of narcotics-related crime. Police records and personal interviews will attempt to analyze the relationship of criminal activity to narcotics addiction and methadone maintenance. A description of all addicts in the area from the "Narcotics Register of New York City" will show something about the implicit selectivity of the methadone maintenance program and provide a control group. Experimental designs are being used to isolate the impact that program dimension may have on deviant behavior. Surveys of community and police attitudes will be analyzed to determine the effect of methadone maintenance on the community perception of crime.

72-BNI-99-0009-G—Evaluation of the Effect of Alternatives to Incarceration on Juvenile Offenders.

Grantee—President and Fellows of Harvard College, Cambridge, Mass.

Award—\$150,004, July 15, 1972, to July 14, 1973, Dr. Alden Miller.

Abstract—This is the first year of a proposed 4-year study to analyze the effects of the massive, innovative changes being made in the Massachusetts Department of Youth Services on the rehabilitation of juvenile offenders. The study addresses two questions: (1) Which types of treatment programs are most effective in changing the attitudes, beliefs and subsequent behavior of juvenile delinquents? (2) What are the optimal techniques for evaluating rehabilitative programs?

Over the next 4 years, the research team will interview and observe two groups of approximately 400 youthful offenders each. Subjects in each group will be contrasted within their group to subjects in similar program strategies in the other group and to baseline data collected prior to the closing of the large incarcerative facilities for juveniles in Massachusetts.

Goals of the observations and interviews are twofold: To develop data-gathering instruments for tracing change in delinquent youth as they progress through a correctional program and to develop a model of factors causing change in delinquent youth in the care of a correctional agency.

72-NI-99-0010-G—National Assessment Study of Juvenile and Youth Correctional Programs.

Grantee—The Regents of the University of Michigan, Ann Arbor, Mich.

Award—\$500,000 July 1, 1972 to June 30, 1973, Dr. Robert Vinter and Dr. Rosemary Sarri.

Abstract—See 72-0014.

72-NI-99-0011-IA—Training Dogs for Narcotic Detection.

Grantee—U.S. Army Land Warfare Laboratory, Aberdeen Proving Grounds, Md.

Award—\$5,000, March 14, 1972, to May 18, 1972, Milton Cutler.

Abstract—Additional funding is provided the grantee of an earlier award (71-119) to continue investigating the feasibility of training dogs to detect heroin. The experimental training program consists of two phases. In phase I, the dog was trained to detect and respond to heroin. In phase II, the dog was tested for its ability to respond under conditions that closely approximated actual operational conditions.

72-NI-99-0015-IA—Test and Evaluation of Less Lethal Weapons, Materiel and Techniques.

Grantee—U.S. Army Land Warfare Laboratory; Aberdeen, Md.

Award—\$250,000, March 10, 1972, to March 10, 1973, Donald O. Egner.

Abstract—The overall objectives of this project are to determine the characteristics of weapons which are presently used, or are proposed for use, by law enforcement agencies and to establish criteria by which weapons may be compared with respect to degree of effectiveness and lethality. The primary combination of characteristics sought is maximum effectiveness as a police weapon with minimum lethality. The work involves two specific objectives. Initially, the grantee will define the parameters relevant to weapons performance and weapons effect. These parameters will be objectively measured in a laboratory environment and, if necessary, will be medically evaluated. Second, the grantee will determine the desirable and undesirable effects of weapons such as common police handguns, blunt instruments, electromagnetic weapons, kinetic energy weapons, and chemical weapons.

72-NI-99-0017-G—Parole Decisionmaking.

Grantee—National Council on Crime and Delinquency Center, Paramus, N.J.

Award—\$220,685, May 1, 1972, to April 30, 1973, Dr. Don M. Gottfredson.

Abstract—The aim of this project, conducted in collaboration with the U.S. Board of Parole, is (1) the development and demonstration of better information models for parole decisionmaking; and (2) the transfer of the concept and

availability of better methods of information processing to State parole boards. Goals of the study include (1) the definition of paroling decision objectives, alternatives and information needs; (2) the measurement of relationships between offender information and parole objectives; (3) the development and testing of "experience tables" and "equity" measures; (4) the development and demonstration of procedures for rapid retrieval of relevant objective information; and (5) the assessment of the utility of the procedures developed. This is the final phase of a 3-year project funded under NI 70-014 and NI 71-080-G and provides for an expansion of activities performed under these earlier grants.

72-NI-99-0018-G—Computerized Scheduling of Police Manpower.

Grantee—Metropolitan Police Department, St. Louis, Mo.

Award—\$27,558, November 8, 1971, to September 29, 1972, Dr. Nelson B. Heller.

Abstract—The goal of this grant is to improve the police department's efficiency through improved estimates of the demand for service and improved scheduling field personnel as a function of the demand for service. The result prevents overload conditions where personnel are unavailable to respond to calls and it helps equalize work loads in the field units of the department. Previously, this could be accomplished on a crude, manual, time-consuming, and costly basis; however, this project develops a flexible computer model which will permit any police department to achieve this capability with only minimum time and costs.

72-NI-99-0019-G—Criminological Survey Techniques and Findings.

Grantee—Bureau of Social Science Research, Inc., Washington, D.C.

Award—\$6,796, May 31, 1972, to July 13, 1972, Dr. Albert D. Biderman.

Abstract—This extension award of 70-016 and 71-098 allows the Bureau of Social Science Research to add 125-150 studies to their "Inventory of Surveys of the Public on Crime, Justice and Related Topics," which was published in January 1973 as an interim report containing 240 studies. In addition the Bureau of Social Science Research will be able to revise the Inventory system so that it can be maintained as a continuous open file. For fuller description see 71-098.

72-NI-99-0020-G—Study to Determine the Impact of Street Lighting on Night Street Crime.

Grantee—Kansas City Missouri Public Works Department, Kansas City, Mo.

Award—\$103,555, May 15, 1972, to March 15, 1973, Dr. Floyd A. Bond.

Abstract—This grant is the continuation of 71-132 designed to determine how street lighting affects night street crime. The study's overall goals are to provide a clearer basis for allocating lighting resources and for planning their future utilization. The first phase of the study was devoted to the collection and computerization of data to compare lighting levels and crime records. The current portion of the study will be devoted to the analysis of these records to exactly determine the effectiveness of the improved lighting within each type of neighborhood. These results will be presented in a manner to make them applicable to cities and towns across the nation.

72-NI-99-0021-G—Prevention and Control of Collective Violence.

Grantee—South Carolina Department of Corrections, Columbia, S.C.

Award—\$33,641, February 1, 1972, to February 1, 1973, William D. Leeke.

Abstract—This research project deals with the serious problem of collective violence in correctional institutions. Information will be systematically gathered from prisons throughout the country concerning incidents that have occurred in recent years. The general objective of the project is to gain an understanding of causes, to improve prevention programs and to develop guidelines for handling disturbances when they occur. This supplement (to 71-155) provides specifically for the production of three interim reports covering topics of militancy and revolutionary tactics during collective violence incidents. This supplement also allows for the coverage of collective bargaining and militancy during the in-depth surveys of institutions with and without histories of collective violence.

72-NI-99-0022-G—GGI as an Instrument of Correctional Treatment and Standards.

Grantee—University of South Florida, Tampa, Fla.

Award—\$270,257, February 3, 1972 to June 30, 1973, Dr. Mitchell Silverman.

Abstract—Guided group interaction (GGI) is a widely used but inadequately evaluated technique. Because of its wide acceptance and its questionable impact, the Institute is continuing to fund this sophisticated evaluation of the GGI process originally funded under Institute grants NI 70-081 and NI 71-035. The research methodology is an innovative use of the Borgatta-Crowther method of scoring individual interactions in group situations by the use of videotape techniques. A total of 200 subjects will be randomly selected and randomly assigned to four groups: A halfway house using GGI, a halfway house not using GGI, a residential training school using GGI and a residential training school not using GGI. The study will analyze the behavior changes occurring during GGI as related to the changes occurring outside GGI, and the changes occurring after the delinquent is returned to the community. The subjects for this project are all adjudicated juvenile offenders.

72-NI-99-0023-G—Forensic Epidemiology (Medical Epidemiology of Criminals).

Grantee—Neuro Research Foundation, Inc., Boston, Mass.

Award—\$60,000, January 17, 1972, to April 17, 1972, Dr. Frank Ervin and Dr. Lawrence Razavi.

Abstract—See 72-0024.

72-NI-99-0024-G—Forensic Epidemiology (Medical Epidemiology of Criminals).

Grantee—Neuro Research Foundation, Inc., Boston, Mass.

Award—\$25,000, April 27, 1972, to May 31, 1972, Dr. Frank Ervin and Dr. Lawrence Razavi.

Abstract—This award was for the completion of a report on work done under grants NI 71-151-G and 72-NI-99-0023. The grantee had examined the development of tests demonstrating the probability of brain damage, other neuro-biological dysfunctions and/or genetic abnormalities during routine examination of an offender population.

72-NI-99-0025-IA—National Impact Program Evaluation.

Grantee—USAF Electronics System Division, Bedford, Mass., and the Mitre Corp., McLean, Va.

Award—\$2,000,000, May 1, 1973, to December 3, 1974, Larry Holmes.

Abstract—This award is for the purpose of obtaining contract assistance for the National Institute of Law Enforcement and Criminal Justice in the evaluation of the National Impact Program for the reduction of stranger-to-stranger street crime and burglary in eight cities across the Nation. Although each city will develop, implement, and evaluate its own program, this contractor working with a group in NILECJ will give technical assistance to the cities to assure comparability of data among cities for similar projects, analyze and evaluate the results of comparable projects among the cities, and using information from other sources furnish NILECJ the necessary data for evaluating the total Impact Program.

72-NI-99-0026-IA—Equipment Systems Improvement Program.

Grantee—USAF Electronics System Division, Bedford, Mass., and the Mitre Corp., McLean, Va.

Award—\$1,000,000, May 1, 1972, to May 1, 1973, William E. Holden.

Abstract—The objective of the Equipment Systems Improvement Program is to contribute to the solution of law enforcement and criminal justice problems by developing, demonstrating, and evaluating new or improved procedures and equipment systems. To achieve this objective, three functionally specialized organizations will be established: An Analysis Group, a Development Laboratory, and a Guidelines and Standards Group. This Interagency Agreement provides for the establishment of the Analysis Group.

The Analysis Group is the principal contact between the equipment systems program and the user community. Its purpose is to identify and formulate criminal justice system problems and assess the value of existing and proposed systems for the resolution of these problems.

72-NI-99-0027-IA—Law Enforcement Development Group.

Grantee—Air Force Headquarters, Space and Missiles System Organization, Los Angeles, Calif., with the Aerospace Corp., El Segundo, Calif.

Award—\$1,850,000, June 2, 1972, to June 30, 1973.

Abstract—The objective of the Equipment Systems Improvement Program is to contribute to the solution of law enforcement and criminal justice problems by developing, demonstrating, and evaluating new or improved procedures and equipment systems. To achieve this objective, three functionally specialized organizations will be established: An Analysis Group, a Development Laboratory, and a Guidelines and Standards Group. This Interagency Agreement provides for the establishment of the Law Enforcement Development Group.

The Development Laboratory develops solutions to criminal justice systems problems admitting to hardware solutions. It generates design concepts, and fabricates prototypes and test gear for evaluative purposes. It prepares field evaluation test plans and supports operational tests and evaluation in the field.

72-NI-99-0028-G—Offender Aid and Restoration Evaluation Study.

Grantee—University of Virginia, Center for Program Effectiveness Studies, Charlottesville, Va.

Award—\$72,949, May 15, 1972, to May 14, 1973, Theodore Caplow.

Abstract—Offender Aid and Restoration (OAR) of Virginia, Inc., is a nonprofit corporation formed to provide volunteer services to prisoners in jails or recently released. Private foundation funds began the program and continue to provide matching funds for LEAA State block grant money to operate programs in five Virginia cities. The project, a continuation of NI 71-072, will evaluate the effort of OAR in the original four cities: Roanoke, Charlottesville, Newport News, and Fairfax. The evaluation will focus on determining the types of volunteers who most successfully interact with inmates, the types of inmates who benefit from the program, the interaction processes which benefit inmates and the impact of the program on inmates, their families, volunteers, and corrections.

72-NI-99-0029-G—Evaluation of the California Probation Subsidy Program—Phase II.

Grantee—Regents of the University of California, Davis, Calif.

Award—\$106,790, June 1, 1972, to August 30, 1973, Floyd Feeney.

Abstract—In an effort to encourage counties to reduce their commitments to State correctional institutions, California has operated a probation subsidy program for the last 5 years. In brief, the program operates by subsidizing counties to reduce their rates of commitment to adult and juvenile correctional institutions from a predetermined rate. The subsidy money is to be used to improve local community treatment programs. This grant is to continue evaluation studies done by the Center on Administration of Criminal Justice at the University of California at Davis funded under Institute Grant NI 71-066-G. Phase I of the evaluations funded last year described the operations of the program and evaluated its financial and programmatic impact. Phase II is designed to determine the impact of the program in terms of treatment outcomes. Phase II includes two studies: A quantitative evaluation of treatment outcomes, or a study of the impact of the program on recidivism and crime rates, and an evaluation of the impact of the program upon California State correctional institutions.

72-NI-99-0030-G—Marijuana: The Effects of Its Chronic Use on Brain and Behavior.

Grantee—University of Texas, Medical Branch, Galveston, Tex.

Award—\$19,492, July 1, 1972, to December 31, 1973, Dr. Ernest S. Barratt.

Abstract—This interdisciplinary research project is to provide objective data for evaluating the effects of chronic marijuana use on brain functioning and behavior. The study combines overlapping experiments to provide a more meaningful interpretation of each experiment and a broader, more complete view of the action of the drug. Four species of animal are being studied: Rats, cats, monkeys, and people. The studies are divided into five areas: (1) Psychopharmacology studies of tolerance to marijuana, using rats; (2) chromosomal studies of humans and monkeys; (3) behavioral, learning and performance studies, using monkeys; (4) neurophysiological spontaneous behavior and drug interaction studies, using cats; and (5) sleep studies and surveys of marijuana usage among humans. Earlier work on this project was done under 70-056.

72-NI-99-0031-G—Test of Gimelli System for Training Court Reporters.

National Center for State Courts, Washington, D.C.

Award—\$181,502, September 1, 1972, to May 31, 1973, Dr. Ernest H. Short.

Abstract—The purpose of this research is to evaluate a newly developed method of training courtroom reporters in audio recording techniques. A group of students, some of whom may be practicing court reporters, will be trained to produce multichannel tape recorded transcripts of courtroom proceedings directly into finished form, ready for typing. There will be established for this program speed and accuracy standards which are higher than those commonly in use in our courts. The trainees will be expected to attain these standards within a 6-month time frame, compared to the 2-year period of training required for conventional machine shorthand. This project is intended to produce, as a by product of the training, a systematic evaluation of the effectiveness of the method along with fully documented curriculum and training materials.

72-NI-99-0032-G—Standards of Juvenile Justice.

Grantee—Institute of Judicial Administration, New York, N.Y.

Award—\$260,424, August 15, 1972, to February 15, 1974, Paul Nejelski.

Abstract—The purpose of the Juvenile Justice Standards Project is to implement legal and administrative standards to improve the effectiveness, efficiency, and fairness of the juvenile justice system. The standards will be guidelines for action which will be relevant for judges, administrators, legislators, planners, and other persons responsible for juvenile justice at the Federal, State, and local levels. Some standards may be readily converted into legislation and court rules; others will present criteria which should be considered in determining policy alternatives. The Juvenile Justice Standards Project consists of three phases: Planning, drafting, and implementation. This award represents support of the drafting phase. An earlier award, NI 71-014-G, covered the planning phase.

72-NI-99-0033-G—Video Support in the Criminal Courts: Demonstration Project.

Grantee—National Center for State Courts, Washington, D.C.

Award—\$151,421, June 30, 1972, to June 29, 1973, Dr. Ernest H. Short.

Abstract—The development of compact video taping equipment requiring only normal levels of illumination and little fuss or bother in operation provided the impetus for a feasibility study of video applications in the courtroom. This work, recently completed, indicates that certain applications of video techniques are indeed practical and that they offer a potential of substantial savings of time in trials and in other court-connected proceedings. Moreover, reactions from the bench and the bar indicate a willingness to experiment with video applications and to explore the many technical and legal ramifications of their use. This grant, an extension of the feasibility research conducted under an earlier grant, 71-133, involves the test of video techniques for the perpetuation of evidence, the preparation of the court record, the use of tape as an alternative to a "live trial" and the like. The work will involve the selection of appropriate cases for appellate review of the various legal questions involved.

72-NI-99-0034-G—Phase III Planning for LEAA's Effort to Reduce Crime.

Grantee—University of Alabama, University, Ala.

Award—\$49,949, July 1, 1972, to December 31, 1972, Dr. Raymond Fowler, Jr.

Abstract—The purpose of this grant is to initiate a planning effort for phase III of LEAA's overall criminal justice program effort. Phases I and II of LEAA's planning activities were in-house efforts which emphasized systems improvement and prevention of specific kinds of criminal activities. As defined in preliminary discussions, the LEAA phase III effort will focus on prevention of crime and criminality by exploring three major areas: (1) Deinstitutionalization; (2) diversion from the criminal justice system; and (3) primary prevention. This research effort will focus on these three areas with a search of the relevant literature, a series of conferences and the preparation of position papers and monographs.

72-NI-99-0036-G—Support to NILECJ Equipment Requirements Analysis Program.

Grantee—California Crime Technological Research Foundation, Sacramento, Calif.

Award—\$37,9700, November 1, 1972, to October 31, 1973, Paul K. Wormeli.

Abstract—This grant will provide an independent source of review for the National Institute's Equipment Systems Improvement Programs's (ESIP) Analysis component. The Analysis component of ESIP has placed operational research analysts in six operating criminal justice agencies in order to obtain detailed analysis of operational problems which may be solved by equipment and systems development efforts. Through the grantee, a committee and two subcommittees consisting of criminal justice practitioners will be formed to review and comment on the equipment program, specifically the reports generated by the Analysis Group. The committee and subcommittee members will be drawn so as to provide a cross-section of the criminal justice system technologically, geographically and functionally.

Table 16.—Fiscal Year 1972 Systems and Statistics Grants

73-SS-99-3001—\$399,397, from June 20, 1972, to Dec. 31, 1973.

Grantee—California Crime Technological Research Foundation.

Title—Project SEARCH, Requirements Analysis of State Identification Bureaus.

Abstract—Develop concepts that can be used by State Identification Bureaus to increase the efficiency of their operations, including those leading to the automation of large operations as well as those for improving the performance of smaller bureaus that will never be fully automated.

72-SS-99-3003—\$439,076, from June 1, 1972, to June 30, 1973.

Grantee—California Crime Technological Research Foundation.

Title—Project SEARCH, 50-State Consortium.

Abstract—Continuation of the work of Project SEARCH, a 50-State consortium involved in research and development projects related to various facets of criminal justice and oriented primarily in the area of information systems. The award of this grant allowed the previous twenty state group to be expanded to a full 50-State group.

72-SS-99-3001—\$76,387, from May 1, 1972, to Dec. 15, 1973.

Grantee—California Crime Technological Research Foundation.

Title—Project SEARCH, Development of Standardized Crime Report Format.

Abstract—Design a standardized crime reporting system. The product of this project, the Standardized Crime Report, will be the primary source document for police departments for recording pertinent information gathered during crime investigations.

72-SS-99-3000—\$107,620, from April 1, 1972 to October 1, 1972.

Grantee—National Association of State Information Systems (NASIS) c/o Council of State Governments, Iron Works Pike, Lexington, Ky.

Title—Criminal Justice Systems Clearinghouse.

Abstract—Under this grant the National Association for State Information Systems developed a computer based index containing descriptions of automated criminal justice systems in use or being developed by the States and by 91 city and county governments. The product of this project includes basic identifying information about the systems, software and hardware details, current status and cost information, a description of the functions it serves as well as a number of other items of information of interest to criminal justice information systems developers and users.

72-SS-99-6003—\$210,760, from March 1, 1972, to June 15, 1973.

Grantee—National Council on Crime and Delinquency.

Title—Uniform Parole Reports.

Abstract—The Uniform Parole Reports was funded by the National Institute for Mental Health from 1965 to 1971. In February 1972 LEAA assumed funding responsibility. The basic program consists of conducting 1- and 2-year follow-ups of state prisoners who have been paroled to determine their success or failure while on parole. Additionally, the data base created as a result of the basic UCR program is a valuable source for research into the parole process, particularly in providing predictive techniques for potential parolees.

72-SS-99-6004—\$21,757, from April 15, 1972 to Dec. 15, 1972.

Grantee—International Association of Chiefs of Police, Inc.

Title—1972 Comparative Data Report.

Abstract—The IACP gathered, collated, analyzed, and published data and information relative to the many aspects of State Police administration and operation. Included were data on organization, personnel, management, equipment, information systems, communications, planning and research, training and budgets.

72-SS-99-6007—\$60,809, from June 30, 1972 to September 30, 1973.

Grantee—California Crime Technological Research Foundation.

Title—SEARCH Statistical System.

Abstract—This grant is a continuation of SG-71-003 SEARCH Statistical System to design and implement statewide criminal justice statistics systems. The current grant will provide for the collection of six more months of data, publication of a third technical report on the implementation experience of the states and a survey of the 50 states to determine the present status and operations of state level criminal justice statistics systems, including mandatory reporting, the operation and capacity of state identification and record functions and data processing capabilities.

72-SS-99-6008—\$32,000, from March 15, 1972 to August 31, 1972.

Grantee—District of Columbia Metropolitan Police Department.

Title—Independent Audit of Crime Statistics.

Abstract—Under this grant, the Metropolitan Police Department hired an independent audit firm to perform a detailed audit of the crime data and statistics compiled by the Department in 1970, 1971 and 1972. Procedures for reporting, classification, and auditing were reviewed and recommendations for improvement of the reporting and audit procedures were presented in a report.

Table 17.—Fiscal Year 1972 Contracts and Interagency Agreements

Contract No.	Contractor and Purpose	Amount	Contract No.	Contractor and Purpose	Amount
J-LEAA-001-72	General Electric Corp.: National criminal justice reference system.	\$1,112,238	J-LEAA-019-72	KMS Technology Center: Design and development of a grant tracking system.	12,500
J-LEAA-002-72	Peat, Marwick, Mitchell & Co.: Conduct organized crime law enforcement training sessions.	418,000	J-LEAA-020-72	Arthur Young & Co.: Provide technical assistance to State planning agencies for the improvement of their financial management systems.	344,000
J-LEAA-003-72	Sylvania Electronic Systems: Perform an evaluation of small business and residential alarm systems.	82,339	J-LEAA-021-72	The University of Maryland: Conduct the National Symposium of Law Enforcement Science and Technology.	44,764
J-LEAA-004-72	Dunlap and Associates, Inc.: Evaluate the new england organized crime intelligence system.	75,000	J-LEAA-022-72	Jules Henri, Ltd.: Material, equipment, and installation of draperies.	4,748
J-LEAA-005-72	State University of New York: User evaluation of the National Criminal Justice Statistics data base prototype.	9,979	J-LEAA-023-72	Peat, Marwick, Mitchell & Co.: Development of procurement and contracting procedures, manuals and guides.	155,724
J-LEAA-006-72	Urban Systems Research & Engineering, Inc.: Identification of crime in residential areas by crime category and the contributing factors relating to such crime in urban and suburban areas.	149,512	J-LEAA-024-72	Press Intelligence Service: Provide press clipping service.	6,600
J-LEAA-007-72	Boise Cascade Center for Community Development: Development of security systems against crimes committed in or near dwellings in urban and suburban areas.	138,512	J-LEAA-025-72	KMS Technology Center: Revise grant tracking system.	27,000
J-LEAA-008-72	Thorne Data Processing, Inc.: Upgrading the financial management system.	13,200	J-LEAA-026-72	University of Nebraska at Omaha: Conduct the Criminal Justice Universe—A Conference and Workshop.	75,000
J-LEAA-009-72	International Association of Chiefs of Police: Attorney General's Conference on Crime Reduction—1971.	52,154	J-LEAA-027-72	W. D. Campbell Company: Office furniture	10,684
J-LEAA-010-72	Boeing Computer Services, Inc.: Design, development, and implementation of phase I of a two-phase Criminal Justice Information system.	382,950	J-LEAA-028-72	Knoll International, Inc.: Office furniture	18,790
J-LEAA-011-72	Small Business Administration: Rehabilitation of women offenders in Federal, State, and local institutions.	550,000	J-LEAA-029-72	Manpower, Inc.: Labor services	13,500
J-LEAA-012-72	Auerbach Associates, Inc.: Develop a glossary of criminal justice terms.	221,424	J-LEAA-030-72	R. E. Hoffman: Conduct a survey and evaluation of Chicago Police Department.	13,500
J-LEAA-013-72	The Citizens Conference on State Legislatures: Establish, develop, and conduct a series of 10 regional seminars for State legislative leaders and SPA and LEAA regional personnel.	139,000	J-LEAA-031-72	L. Sealy: Conduct a survey and evaluation of Chicago Police Department.	5,500
J-LEAA-014-72	International Association of Chiefs of Police, Inc.: Police consultant services to State and regional planning and operating agencies.	(1)	J-LEAA-032-72	J. Boyer: Conduct a survey and evaluation of Chicago Police Department.	4,500
J-LEAA-015-72	Public Administration Service: Police consultant services to State and regional planning and operating agencies.	325,000	J-LEAA-033-72	KMS Technology Center: Maintenance and revisions to LEEP system.	44,000
J-LEAA-016-72	Westinghouse Electric Corp.: Police consultant services to State and regional planning and operating agencies.	325,000	J-LEAA-034-72	Ramada Inn: Regional Conference on Criminal Justice Planning.	3,560
J-LEAA-017-72	James Kirkman and Associates, Inc.: Maintenance of a property management, manual and the designing of a training program implementing the manuals.	13,178	J-LEAA-035-72	Optimum Computer Systems, Inc.: Modification to the National Criminal Justice Statistics Data Base Prototype System.	21,967
J-LEAA-018-72	Cage Productions, Inc.: Presentation of a training package and subsequent workshops.	4,000	J-LEAA-036-72	Small Business Administration: Design, develop, and implement a civil rights compliance data processing system.	29,680
			J-LEAA-037-72	Indiana University: Conduct of conferences and workshops entitled "Planning and Evaluation Techniques" and "Coordination in the Criminal Justice Systems".	72,845
			J-LEAA-038-72	National Association of State Purchasing Officials: Conduct a study of State and local government purchasing and contracting statutes, regulations, practices, and procedures.	220,000
			J-LEAA-039-72	Public Systems, Inc.: Development of comprehensive standards and goals for Criminal Justice Information and Statistical Systems.	25,000
			J-LEAA-040-72	The Washington Criminal Justice Education and Training Center: Conduct a conference and meeting for Region X Criminal Justice Administrators and SPA Planner Training.	70,000

(1) Terminated for the convenience of the Government.

Contract No.	Contractor and Purpose	Amount	Contract No.	Agency and Purpose	Amount
J-LEAA-041-72	Boeing Computer Services: Abstract and coding of LEAA grant data including the reduction of coded data to magnetic tape.	705,000	LEAA-J-IAA-016-2	National Institute of Mental Health: Workshop on alcohol problem.	13,450
J-LEAA-042-72	Systems Science Development Corporation: Report on State criminal justice planning agencies.	5,500	LEAA-J-IAA-017-2	Department of Health, Education, and Welfare: Survey study of the universe of federally funded programs in juvenile delinquency and youth development.	18,084
J-LEAA-043-72	American University: Technical assistance to State criminal courts.	200,000	LEAA-J-IAA-018-2	Office of Economic Opportunity: Survey study of the universe of federally funded programs in juvenile delinquency and youth development.	18,084
J-LEAA-044-72	Public Systems, Inc.: Development of a manual entitled "Procedures to Handle State Submitted Offender-Based Transaction Statistics".	10,957	LEAA-J-IAA-019-2	Department of Labor: Survey study of the universe of federally funded programs in juvenile delinquency and youth development.	18,084
J-LEAA-045-72	Value Engineering Co.: Data processing service	10,000	LEAA-J-IAA-020-2	Department of Interior: Survey study of the universe of federally funded programs in juvenile delinquency and youth development.	9,042
J-LEAA-046-72	Moshman Associates, Inc.: Data collection on discretionary grants including drug abuse and the development of a procedural manual.	14,136			
Contract No.	Agency and Purpose	Amount			
LEAA-J-IAA-001-2	U.S. Army Warfare Laboratory: Evaluation of an all purpose communications protective helmet.	\$72,246	LEAA-J-IAA-021-2	Department of Housing and Urban Development: Survey study of the universe of federally funded programs in juvenile delinquency and youth development.	(1)
LEAA-J-IAA-002-2	Bureau of Census: Criminal justice directory; maintenance and coding of the directory.	114,000	LEAA-J-IAA-022-2	Department of Transportation: Survey study of the universe of federally funded programs in juvenile delinquency and youth development.	9,042
LEAA-J-IAA-003-2	Department of Agriculture: Implementation and test of statistical methodology for analyzing civil disorders.	13,447	LEAA-J-IAA-023-2	Department of Agriculture: Survey study of the universe of federally funded programs in juvenile delinquency and youth development.	9,042
LEAA-J-IAA-004-2	Department of Justice, Office of Management Support: Computer support.	345,000	LEAA-J-IAA-024-2	Bureau of Census: Survey study of the universe of federally funded programs in juvenile delinquency and youth development.	9,042
LEAA-J-IAA-005-2	Department of Commerce, National Bureau of Standards: Exploratory study of the feasibility of the use of video taping in courtroom procedures.	70,468	LEAA-J-IAA-025-2	Internal Revenue Service: Taxpayer address requests	2,175
LEAA-J-IAA-006-2	National Institute of Health: Injuries by blunt instruments.	14,500	LEAA-J-IAA-026-2	Goddard Space Flight Center: Improvement of dynamite test technique.	(1)
LEAA-J-IAA-007-2	Department of Justice, General Services Section: U.S. Marshal guard service.	35,198	LEAA-J-IAA-027-2	Bureau of Census: Survey of inmates of local jails.	170,000
LEAA-J-IAA-008-2	Federal Judicial Center: Criminal law codification	175,000	LEAA-J-IAA-028-2	U.S. Air Force: Joint transceiver procurement.	750,000
LEAA-J-IAA-009-2	Department of Commerce, National Bureau of Standards: Operation of a law enforcement standards.	1,024,650	LEAA-J-IAA-029-2	Office of Economic Opportunity, Region VIII: Second annual State-Federal Conference—Region VIII.	5,000
LEAA-J-IAA-010-2	Internal Revenue Service: Training program of special investigative techniques.	29,000	LEAA-J-IAA-030-2	Department of Justice, U.S. Marshals Service: Court and legislative security specialized training course.	150,000
LEAA-J-IAA-011-2	General Services Administration: Programming of system specifications for status of an institute grant reporting system.	3,573	LEAA-J-IAA-031-2	Department of Justice, Federal Bureau of Investigation: Advisory group services in connection with NCIC.	40,000
LEAA-J-IAA-012-2	Department of Transportation: Cargo security deskbook	20,000	LEAA-J-IAA-032-2	Department of Commerce, National Bureau of Standards: Consultative and advisory assistance from the technical analysis division, NBS.	10,000
LEAA-J-IAA-013-2	Bureau of Census: Survey of criminal justice expenditure and employment 1970-71.	735,000	LEAA-J-IAA-033-2	Department of Justice, Federal Bureau of Investigation: National bomb data center.	125,000
LEAA-J-IAA-014-2	U.S. Army Land Warfare Laboratory: Test and evaluation of less lethal weapons, material, and techniques.	250,000	LEAA-J-IAA-034-2	Department of Justice, Bureau of Prisons: Printing of jail personnel training course books.	57,000
LEAA-J-IAA-015-2	Executive Office of the President, Office of Science and Technology: Conference on narcotics interdiction technology.	7,500			

(1) Cancelled.

Contract No.	Agency and Purpose	Amount	Contract No.	Agency and Purpose	Amount
LEAA-J-IAA-035-2	U.S. Air Force, Space and Missile Systems Organization: Law enforcement development group.	1,850,000		tional impact program evaluation.	
LEAA-J-IAA-036-2	U.S. Air Force, Electronic Systems Division: Law enforcement analysis group and na-	3,000,000	LEAA-J-IAA-037-2	Department of Commerce, National Technical Information Service: Electrostatic prints of GMIS Microfilm data.	17,500