

Statistical Supplement
to the
1992-1993 Annual Report
of the
Arkansas Judiciary

147974

U.S. Department of Justice
National Institute of Justice

This document has been reproduced exactly as received from the person or organization originating it. Points of view or opinions stated in this document are those of the authors and do not necessarily represent the official position or policies of the National Institute of Justice.

Permission to reproduce this copyrighted material has been granted by
Arkansas Administrative Office
of the Courts

to the National Criminal Justice Reference Service (NCJRS).

Further reproduction outside of the NCJRS system requires permission of the copyright owner.



Published by the Administrative Office of the Courts



147974

147974

TABLE OF CONTENTS

PAGE

TABLE OR CHART NAME

APPELLATE COURTS

1 Supreme Court Appeal Activity
1 Supreme Court Petition Activity
2 Supreme Court Written Opinions
3 Supreme Court Disposition Summary
4 Supreme Court Caseload Activity
4 Supreme Court Time Study
5 Court of Appeals Appeal Activity
5 Court of Appeals Petition Activity
6 Court of Appeals Written Opinions
7 Court of Appeals Disposition Summary
8 Court of Appeals Caseload Activity
8 Court of Appeals Time Study

GENERAL JURISDICTION COURTS

9 Criminal Caseload Summary
48 Civil Caseload Summary
89 Chancery Caseload Summary
149 Probate Caseload Summary
205 Juvenile Caseload Summary
242 Circuit Courts Caseload Activity
242 Chancery Courts Caseload Activity (Including Probate)
243 State Case Processing Times
244 Statewide Filings by Casetype
245 Total Cases Filed- Circuit Court and Chancery & Probate Court
245 Statewide Average Filings per Judge
246 Ranking of Circuit and Chancery Courts by Filings per Judge
247 Ranking of Circuit Court by Filings per Judge
248 Ranking of Chancery and Probate Court by Filings per Judge
249 Circuit Court and Chancery Court Disposition Rate
250 Circuit Court & Chancery Court Pending Cases Over Two Years Old

LIMITED JURISDICTION COURTS

251 Municipal Court Caseload Summary
313 City Court Caseload Summary
357 Municipal Court Filings
358 Municipal and City Court Statewide Statistics

MISCELLANEOUS

359 Public Defenders Report
360 Table of Assignment of Judges
364 Court Interpreters Program


PREFACE

This publication is prepared and printed annually by the Systems Division of the Arkansas Administrative Office of the Courts under the leadership of Mr. John Stewart. The report reflects activity in state and local courts from July 1, 1992 through June 30, 1993.

This report would not be possible without the dedicated assistance of hundreds of court clerks who serve our circuit, chancery, probate, municipal and city courts in all seventy-five counties and of many case coordinators who serve in a number of trial courts. Their work to serve the public usually goes unnoticed but acts as the backbone of the successful operation of our judicial system. The efforts of the other members of the Systems Division should also be acknowledged. They include Eileen Parins, Dinda Hemphill, Beth Collins, Sue Towell, Ben Houston, Jack Marks, Pete Neathery and Connie Binz.

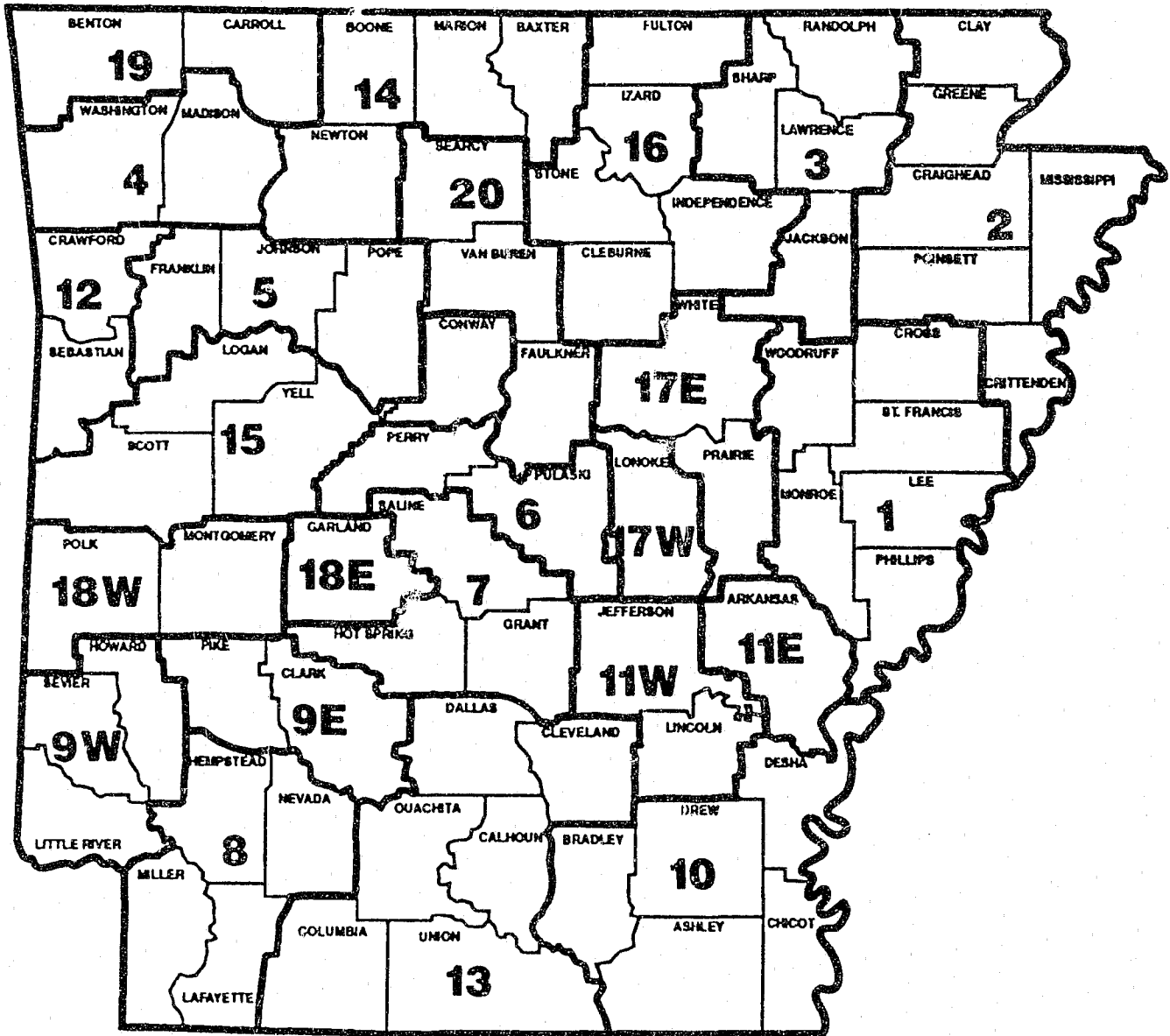
This report attempts to accurately reflect the work of Arkansas courts during the past fiscal year. Notice of any errors in reporting or in calculations made would be greatly appreciated. Inquiry should be made to the :

Administrative Office of the Courts
Justice Building
625 Marshall Street
Little Rock, Arkansas, 72201
(501 376-6655

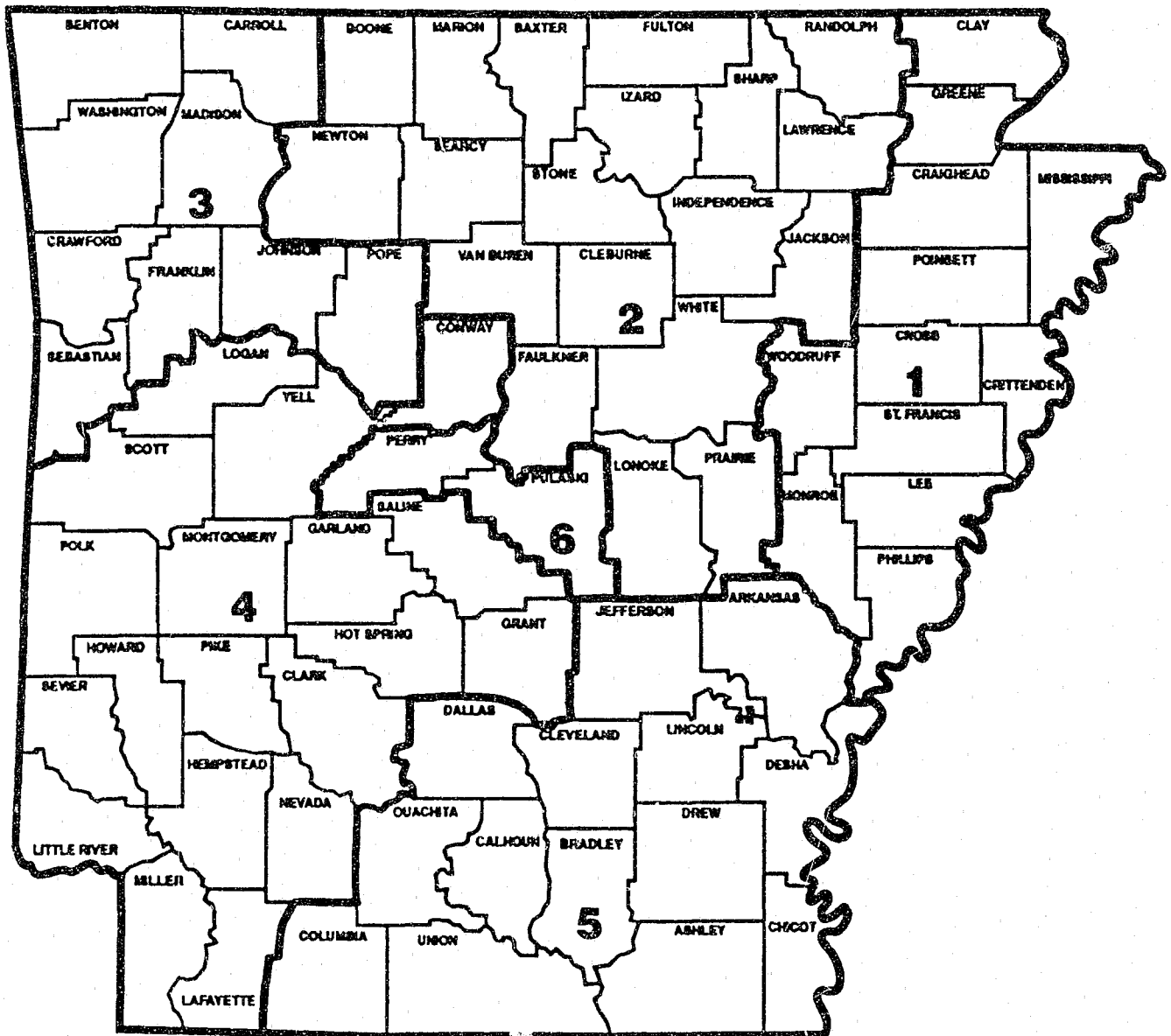


J.D. Gingerich
Director

ARKANSAS' JUDICIAL CIRCUITS



ARKANSAS' COURT OF APPEALS DISTRICTS



APPELLATE COURTS



SUPREME COURT APPEAL ACTIVITY

APPEALS	APPEALS				TYPE OF TERMINATION			
	Pending Start	Filed	Terminated	Pending End	By Opinion	By Dismissal	By Transfer	By Other
CRIMINAL	86	253	221	118	189	31	1	0
Felony	50	130	113	67	105	8	0	0
Capital	10	21	13	18	13	0	0	0
Post- Conviction	26	90	87	29	64	22	1	0
Misdemeanor	0	12	8	4	7	1	0	0
CIVIL	141	261	285	117	235	44	5	1*
Law	95	179	196	78	163	31	2	0
Equity	35	68	72	31	58	12	1	1*
Probate	<u>11</u>	<u>14</u>	<u>17</u>	<u>8</u>	<u>14</u>	<u>1</u>	<u>2</u>	<u>0</u>
Total	227	514	506	235	424	75	6	1*

* Moot

SUPREME COURT PETITION ACTIVITY

PETITIONS	Pending Start	Filed	Terminated		Pending End
			Granted	Denied	
CRIMINAL	11	101	24	77	11
Post- Conviction	2	19	0	21	0
Certiorari	2	8	5	4	1
Rehearing	1	8	0	9	0
Review	1	14	0	13	2
Rule on Clerk	3	30	16	14	3
Other	2	22	3	16	5
CIVIL	9	172	20	150	11
Certiorari	0	5	1	4	0
Rehearing	1	63	1	56	7
Review	1	31	7	25	0
Rule on Clerk	0	41	4	37	0
Other	<u>7</u>	<u>32</u>	<u>7</u>	<u>28</u>	<u>4</u>
Total	20	273	44	227	22

SUPREME COURT WRITTEN OPINIONS

	WRITTEN OPINIONS				
	<u>Majority</u>	<u>Concurring</u>	<u>Dissenting</u>	<u>Dissenting/ Concurring In Part</u>	<u>Total</u>
Holt	47	2	4	0	53
Dudley	57*	1	6	1	65
Hays	51	0	20	0	71
Newbern	53*	2	4	0	59
Glaze	50*	2	14**	1	67
Corbin	51*	1	10	0	62
Brown	54**	8	26	0	88
Special Justice	5	3	1	0	9
Sub Total	<u>368</u>	<u>19</u>	<u>85</u>	<u>2</u>	<u>474</u>
Per Curiam	245	0	0	0	245
Total	<u>613</u>	<u>19</u>	<u>85</u>	<u>2</u>	<u>719</u>

* One Supplemental Opinion

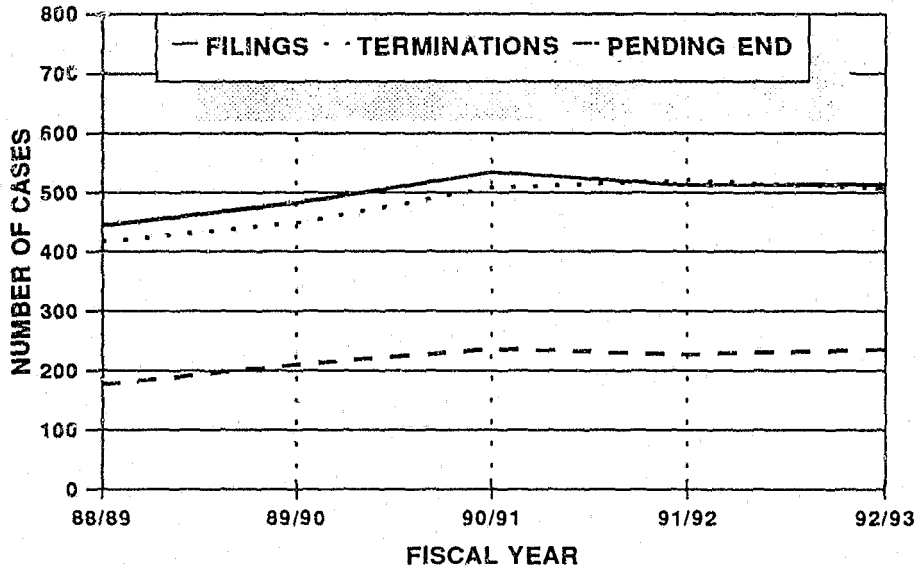
** Two Supplemental Opinions

SUPREME COURT APPEAL DISPOSITION SUMMARY

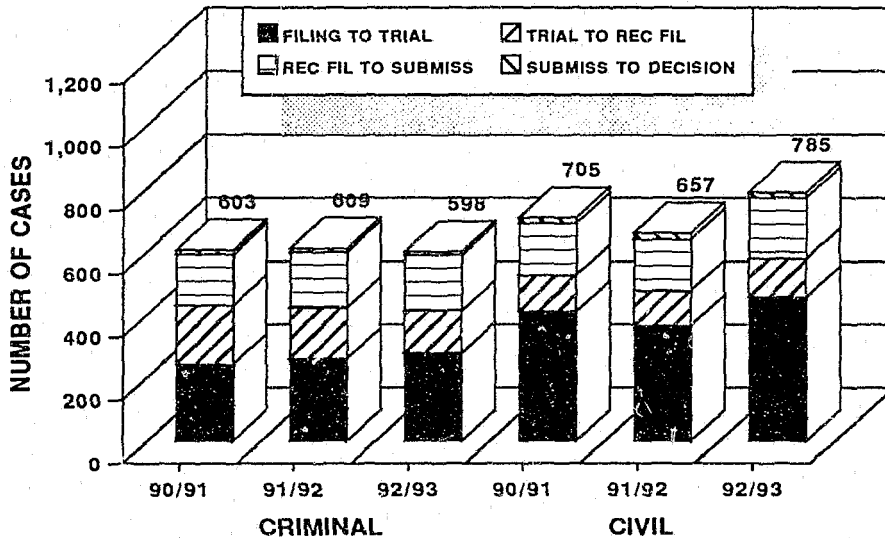
Post	CRIMINAL					CIVIL				
	Convic- tion	Other Felony	Capital Felony	Misde- meanor	Sub- Total	law	Eq- uity	Pro- bate	Sub- Total	Total
Affirmed	2	75	10	5	92	93	32	10	135	227
Reversed	0	1	0	0	1	5	0	0	5	6
Reversed and Remanded	0	10	1	2	13	23	7	2	32	45
Dismissed w/o Opinion	22	8	0	1	31	31	12	1	44	75
Affirmed/Part - Reversed/Part	0	0	0	0	0	2	4	0	6	6
Reversed and Dismissed	0	1	0	0	1	15	1	1	17	18
Dismissed with Opinion	0	5	0	0	5	8	6	1	15	20
Affirmed as Modified	0	2	0	0	2	3	2	0	5	7
Transferred to Court Appeals	1	0	0	0	1	2	1	2	5	6
Other*	<u>0</u>	<u>1</u>	<u>1</u>	<u>0</u>	<u>2</u>	<u>14</u>	<u>5</u>	<u>0</u>	<u>19</u>	<u>21</u>
Subtotal	25	103	12	8	148	196	70	17	283	431
Per Curiam Opinions	<u>62</u>	<u>10</u>	<u>1</u>	<u>0</u>	<u>73</u>	<u>0</u>	<u>2</u>	<u>0</u>	<u>2</u>	<u>75</u>
Total	87	113	13	8	221	196	72	17	285	506
Oral Arguments	0	7	1	0	8	46	22	6	74	82

* Included in this category are those opinions that were Affirmed/Part-Dismissed/Part; Consolidated; Reversal no Opinion; Remanded; Affirmed in Part/Reversed and Dismissed; Error Declared.

SUPREME COURT CASELOAD ACTIVITY FY 88/89 - FY 92/93



SUPREME COURT TIME STUDY - THREE YEAR COMPARISON CASES WITHOUT ORAL ARGUMENTS



COURT OF APPEALS APPEAL ACTIVITY

APPEALS	APPEALS				TYPE OF TERMINATION			
	Pending Start	Filed	Terminated	Pending End	By Opinion	By Dismissal	By Transfer	By Other*
CRIMINAL	211	328	326	213	283	25	18	0
Felony	173	274	273	174	240	20	13	0
Misdemeanor	38	54	53	39	43	5	5	0
CIVIL	291	484	461	314	345	66	48	2
Law	190	305	283	212	205	44	32	2
Equity	91	163	160	94	124	20	16	0
Probate	10	16	18	8	16	2	0	0
SUBTOTAL	<u>502</u>	<u>812</u>	<u>787</u>	<u>527</u>	<u>628</u>	<u>91</u>	<u>66</u>	<u>2</u>
ESD**	<u>94</u>	<u>317</u>	<u>277</u>	<u>134</u>	<u>24</u>	<u>12</u>	<u>0</u>	<u>241</u>
TOTAL	596	1129	1064	661	652	103	66	243

** ESD- Appeals from Employment Security Division

COURT OF APPEALS PETITION ACTIVITY

	Pending Start	Filed	Terminated		Pending End
			Granted	Denied	
CRIMINAL	1	27	1	25	2
Rehearing	1	27	1	25	2
CIVIL	0	52	0	49	3
Rehearing	0	44	0	41	3
Rule on Clerk	<u>0</u>	<u>8</u>	<u>0</u>	<u>8</u>	<u>0</u>
TOTAL	1	79	1	74	5

COURT OF APPEALS WRITTEN OPINIONS

	<u>WRITTEN OPINIONS</u>				
	<u>Majority</u>	<u>Concurring</u>	<u>Dissenting</u>	<u>Dissenting/ Concurring In Part</u>	<u>Total</u>
Jennings	115*	3	2	1	121
Pittman	53*	0	2	0	55
Cooper	105*	0	5	0	110
Robbins	61*	2	1	0	64
Mayfield	113*	1	12	1	127
Rogers	109	1	3	0	113
Cracraft	44	0	1	0	45
Danielson	48	0	0	0	48
Special Judges	4	0	0	0	4
Per Curiam	8	0	0	0	8
Sub Total	660	7	26	2	695
Per Curiam (On Motions)	<u>30</u>	<u>0</u>	<u>0</u>	<u>0</u>	<u>30</u>
Total Opinions	690	7	26	2	725

* Includes 1 Supplemental Opinion

COURT OF APPEALS APPEAL DISPOSITION SUMMARY

Disposition	CRIMINAL			CIVIL				ESD*	Total
	Other Felony	Mis- demeanor	Sub- Total	Law	Equity	Probate	Sub- Total		
Affirmed	216	37	253	158	91	15	264	23	540
Reversed	0	0	0	3	4	0	7	1	8
Reversed & Remanded	8	1	9	26	10	0	36	0	45
Dismissed without Opinion	20	5	25	44	20	2	66	12	103
Affirmed/Part-Reversed/Part	1	0	1	4	3	0	7	0	8
Reversed & Dismissed	4	1	5	2	0	0	2	0	7
Dismissed with Opinion	5	3	8	1	7	1	9	0	17
Affirmed as Modified	2	0	2	1	1	0	2	0	4
Transferred to Supreme Court under Rule 29	13	5	18	32	16	0	48	0	66
Affirmed without Opinion	0	0	0	0	0	0	0	240	240
Other**	4	1	5	9	8	0	17	1	23
Per Curiam	0	0	0	3	0	0	3	0	3
Total	273	53	326	283	160	18	461	277	1064
Oral Arguments	4	2	6	21	15	3	39	0	45

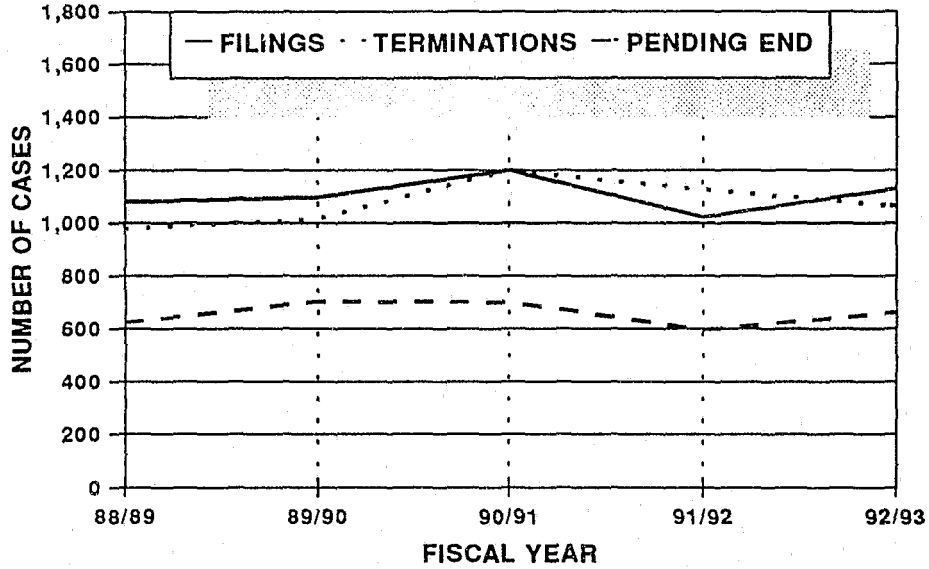
* ESD- Employment Security Division.

** Included in this category are those opinions that were consolidated with another case, not a written opinion; Appeal withdrawn; Affirmed in part, Reversed and dismissed in part; Affirmed in part, Reversed and remanded in part; Affirmed as modified and remanded; Reversed in part, Affirmed in part; Remanded; Affirmed in part, Reversed in part and remanded; Affirmed in part, Remanded in part; Affirmed on direct, Reversed on cross; and Reversed on direct, Affirmed on cross.

COURT OF APPEALS

CASELOAD ACTIVITY

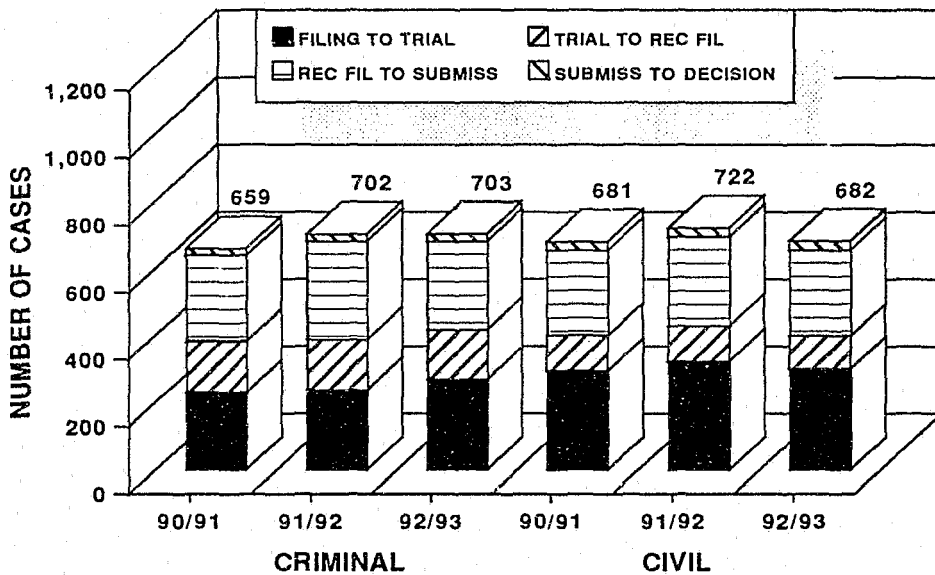
FY 88/89 - FY 92/93



COURT OF APPEALS

TIME STUDY - THREE YEAR COMPARISON

CASES WITHOUT ORAL ARGUMENTS



**GENERAL
JURISDICTION
COURTS**



CRIMINAL CIRCUITS FROM 07/01/92 THROUGH 06/30/93

CIRCUIT AND COUNTY	CASES PENDING START	CASES FILED	CASES TERMI-NATED	CASES PENDING AT END ACTIVE	CASES PENDING AT END WARRANT OUTSTANDING	AGE OF ALL CASES PENDING LESS 1 YR.	AGE OF ALL CASES PENDING 1-2 YRS.	AGE OF ALL CASES PENDING OVER 2 YRS.	% OVER 2 YRS.	CHANGE IN CASES PENDING

FIRST CIRCUIT										

CROSS COUNTY										
CAPITAL	2	0	2	0	0	0	0	0	0	-2
FELONY	225	307	214	237	81	203	20	14	6	93
MISDEMEANOR	109	91	101	99	0	71	16	12	12	-10
VIOLATION	9	7	6	10	0	6	1	3	30	1
PROBATION REVOCATION	11	59	49	21	0	21	0	0	0	10
POST CONVICTION REMEDY	0	0	0	0	0	0	0	0	0	0
TOTALS FOR PERIOD	356	464	372	367	81	301	37	29	8	92

LEE COUNTY										
CAPITAL	1	8	2	5	2	5	0	0	0	6
FELONY	219	119	230	75	33	47	25	3	4	-111
MISDEMEANOR	62	27	52	37	0	22	11	4	11	-25
VIOLATION	6	2	5	3	0	2	1	0	0	-3
PROBATION REVOCATION	0	11	1	8	2	8	0	0	0	10
POST CONVICTION REMEDY	0	0	0	0	0	0	0	0	0	0
TOTALS FOR PERIOD	288	167	290	128	37	84	37	7	5	-123

MONROE COUNTY										
CAPITAL	2	0	0	2	0	0	0	2	100	0
FELONY	167	220	181	136	70	115	19	2	1	39
MISDEMEANOR	71	71	67	58	17	39	9	10	17	4
VIOLATION	1	6	1	5	1	5	0	0	0	5
PROBATION REVOCATION	12	22	24	8	2	8	0	0	0	-2
POST CONVICTION REMEDY	0	0	0	0	0	0	0	0	0	0
TOTALS FOR PERIOD	253	319	273	209	90	167	28	14	7	46

PHILLIPS COUNTY										
CAPITAL	8	7	8	7	0	7	0	0	0	-1
FELONY	179	351	292	214	24	184	27	3	1	59
MISDEMEANOR	216	218	261	173	0	148	16	9	5	-43
VIOLATION	9	8	10	7	0	7	0	0	0	-2
PROBATION REVOCATION	11	21	22	10	0	7	3	0	0	-1
POST CONVICTION REMEDY	0	0	0	0	0	0	0	0	0	0
TOTALS FOR PERIOD	423	605	593	411	24	353	46	12	3	12

ST. FRANCIS COUNTY										
CAPITAL	7	6	9	3	1	3	0	0	0	-3
FELONY	541	703	706	306	232	242	59	5	2	-3
MISDEMEANOR	112	131	112	99	32	73	23	3	3	19
VIOLATION	4	9	7	6	0	6	0	0	0	2
PROBATION REVOCATION	22	11	12	10	11	6	1	3	30	-1
POST CONVICTION REMEDY	0	2	0	2	0	2	0	0	0	2
TOTALS FOR PERIOD	686	862	846	426	276	332	83	11	3	16

CRIMINAL CIRCUITS FROM 07/01/92 THROUGH 06/30/93

CIRCUIT AND COUNTY	CASES PENDING START	CASES FILED	CASES TERMINATED	CASES PENDING AT END ACTIVE	CASES PENDING AT END WARRANT OUTSTANDING	AGE OF ALL CASES PENDING LESS 1 YR.	1-2 YRS.	2 YRS.	% OVER 2 YRS.	CHANGE IN CASES PENDING

WOODRUFF COUNTY										
CAPITAL	0	0	0	0	0	0	0	0	0	0
FELONY	209	118	195	111	21	84	22	5	5	-77
MISDEMEANOR	36	16	23	28	1	15	4	9	32	-7
VIOLATION	1	1	1	1	0	1	0	0	0	0
PROBATION REVOCATION	13	4	5	3	9	0	3	0	0	-1
POST CONVICTION REMEDY	0	0	0	0	0	0	0	0	0	0
TOTALS FOR PERIOD	259	139	224	143	31	100	29	14	10	-85

FIRST CIRCUIT										
CAPITAL	20	21	21	17	3	15	0	2	12	0
FELONY	1540	1818	1818	1079	461	375	172	32	3	0
MISDEMEANOR	606	554	616	494	50	368	79	47	10	-62
VIOLATION	30	33	30	32	1	27	2	3	9	3
PROBATION REVOCATION	69	128	113	60	24	50	7	3	5	15
POST CONVICTION REMEDY	0	2	0	2	0	2	0	0	0	2
TOTALS FOR PERIOD	2265	2556	2598	1684	539	1337	260	87	5	-42

SECOND CIRCUIT										

CLAY COUNTY										
CAPITAL	0	0	0	0	0	0	0	0	0	0
FELONY	52	148	95	76	29	73	0	3	4	53
MISDEMEANOR	19	36	31	23	1	20	3	0	0	5
VIOLATION	1	2	1	2	0	2	0	0	0	1
PROBATION REVOCATION	5	14	11	4	4	3	1	0	0	3
POST CONVICTION REMEDY	0	0	0	0	0	0	0	0	0	0
TOTALS FOR PERIOD	77	200	138	105	34	98	4	3	3	62

CRAIGHEAD COUNTY										
CAPITAL	2	1	2	1	0	1	0	0	0	-1
FELONY	541	1079	944	614	62	471	112	31	5	135
MISDEMEANOR	85	135	119	94	7	73	8	13	14	16
VIOLATION	9	12	6	15	0	11	2	2	13	6
PROBATION REVOCATION	76	120	108	58	30	47	5	6	10	12
POST CONVICTION REMEDY	4	7	4	7	0	4	2	1	14	3
TOTALS FOR PERIOD	717	1354	1183	789	99	607	129	53	7	171

CRITTENDEN COUNTY										
CAPITAL	12	15	12	15	0	14	1	0	0	3
FELONY	826	926	654	840	258	705	73	62	7	272
MISDEMEANOR	761	332	111	978	4	269	206	503	51	221
VIOLATION	70	31	10	91	0	30	14	47	52	21
PROBATION REVOCATION	86	43	13	109	7	35	29	45	41	30
POST CONVICTION REMEDY	2	4	2	4	0	3	0	1	25	2
TOTALS FOR PERIOD	1757	1351	802	2037	269	1056	323	658	32	549

CRIMINAL CIRCUITS FROM 07/01/92 THROUGH 06/30/93

CIRCUIT AND COUNTY	CASES PENDING START	CASES FILED	CASES TERMINATED	CASES PENDING AT END ACTIVE	WARRANT OUTSTANDING	AGE OF ALL CASES PENDING LESS 1 YR.	1-2 YRS.	OVER 2 YRS.	% OVER 2 YRS.	CHANGE IN CASES PENDING

GREENE COUNTY										
CAPITAL	1	0	1	0	0	0	0	0	0	-1
FELONY	137	351	300	157	31	147	8	2	1	51
MISDEMEANOR VIOLATION	31	100	100	27	4	14	5	8	30	0
PROBATION REVOCATION	6	12	17	1	0	0	1	0	0	-5
POST CONVICTION REMEDY	19	32	24	22	5	16	1	5	23	8
TOTALS FOR PERIOD	3	5	4	4	0	2	0	2	50	1
TOTALS FOR PERIOD	197	500	446	211	40	179	15	17	8	54

MISSISSIPPI COUNTY										
CAPITAL	0	1	0	1	0	1	0	0	0	1
FELONY	640	876	628	666	222	534	106	26	4	248
MISDEMEANOR VIOLATION	88	149	123	84	30	69	12	3	4	26
PROBATION REVOCATION	15	10	15	10	0	8	2	0	0	-5
POST CONVICTION REMEDY	176	101	101	119	57	59	28	32	27	0
TOTALS FOR PERIOD	0	0	0	0	0	0	0	0	0	0
TOTALS FOR PERIOD	919	1137	867	880	309	671	148	61	7	270

POINSETT COUNTY										
CAPITAL	0	0	0	0	0	0	0	0	0	0
FELONY	185	265	238	202	10	168	31	3	1	27
MISDEMEANOR VIOLATION	173	144	130	186	1	117	41	28	15	14
PROBATION REVOCATION	43	30	29	43	1	25	13	5	12	1
POST CONVICTION REMEDY	32	9	8	29	4	7	12	10	34	1
TOTALS FOR PERIOD	0	0	0	0	0	0	0	0	0	0
TOTALS FOR PERIOD	433	448	405	460	16	317	97	46	10	43

SECOND CIRCUIT										
CAPITAL	15	17	15	17	0	16	1	0	0	2
FELONY	2381	3645	2859	2555	612	2098	330	127	5	786
MISDEMEANOR VIOLATION	1157	896	614	1392	47	562	275	555	40	282
PROBATION REVOCATION	144	97	78	162	1	76	32	54	33	19
POST CONVICTION REMEDY	394	319	265	341	107	167	76	98	29	54
TOTALS FOR PERIOD	9	16	10	15	0	9	2	4	27	6
TOTALS FOR PERIOD	4100	4990	3841	4482	767	2928	716	838	19	1149

THIRD CIRCUIT										

JACKSON COUNTY										
CAPITAL	3	1	2	2	0	0	2	0	0	-1
FELONY	311	268	243	251	85	165	44	42	17	25
MISDEMEANOR VIOLATION	28	31	25	27	7	23	1	3	11	6
PROBATION REVOCATION	4	1	1	2	2	1	0	1	50	0
POST CONVICTION REMEDY	7	22	16	12	1	10	2	0	0	6
TOTALS FOR PERIOD	0	0	0	0	0	0	0	0	0	0
TOTALS FOR PERIOD	353	323	287	294	95	199	49	46	16	36

CRIMINAL CIRCUITS FROM 07/01/92 THROUGH 06/30/93

CIRCUIT AND COUNTY	CASES PENDING START	CASES FILED	CASES TERMINATED	CASES PENDING AT END ACTIVE	CASES PENDING AT END WARRANT OUTSTANDING	AGE OF ALL CASES PENDING LESS 1 YR.	1-2 YRS.	PENDING OVER 2 YRS.	% OVER 2 YRS.	CHANGE IN CASES PENDING

LAWRENCE COUNTY										
CAPITAL	0	1	1	0	0	0	0	0	0	0
FELONY	176	125	91	120	90	77	30	13	11	34
MISDEMEANOR	56	30	27	50	9	20	10	20	40	3
VIOLATION	2	5	1	5	1	4	1	0	0	4
PROBATION REVOCATION	4	7	7	4	0	1	0	3	75	0
POST CONVICTION REMEDY	0	0	0	0	0	0	0	0	0	0
TOTALS FOR PERIOD	238	168	127	179	100	102	41	36	20	41

RANDOLPH COUNTY										
CAPITAL	0	0	0	0	0	0	0	0	0	0
FELONY	172	118	101	142	47	82	31	29	20	17
MISDEMEANOR	28	13	12	29	0	11	15	3	10	1
VIOLATION	7	1	7	1	0	1	0	0	0	-6
PROBATION REVOCATION	6	2	3	2	3	2	0	0	0	-1
POST CONVICTION REMEDY	0	0	0	0	0	0	0	0	0	0
TOTALS FOR PERIOD	213	134	123	174	50	96	46	32	18	11

SHARP COUNTY										
CAPITAL	0	0	0	0	0	0	0	0	0	0
FELONY	118	93	133	54	14	43	14	7	11	-40
MISDEMEANOR	11	14	7	16	2	11	3	2	13	7
VIOLATION	0	1	0	1	0	1	0	0	0	1
PROBATION REVOCATION	7	3	2	5	3	1	3	1	20	1
POST CONVICTION REMEDY	1	0	1	0	0	0	0	0	0	-1
TOTALS FOR PERIOD	137	111	143	86	19	56	20	10	12	-32

THIRD CIRCUIT										
CAPITAL	3	2	3	2	0	0	2	0	0	-1
FELONY	777	604	568	577	236	367	119	91	16	36
MISDEMEANOR	123	88	71	122	18	65	29	28	23	17
VIOLATION	13	8	9	9	3	7	1	1	11	-1
PROBATION REVOCATION	24	34	28	23	7	14	5	4	17	6
POST CONVICTION REMEDY	1	0	1	0	0	0	0	0	0	-1
TOTALS FOR PERIOD	941	736	680	733	264	453	156	124	17	56

FOURTH CIRCUIT										

MADISON COUNTY	DIVISION 1									
CAPITAL		0	0	0	0	0	0	0	0	0
FELONY		122	192	148	79	87	4	9	11	44
MISDEMEANOR		10	23	22	10	1	0	2	20	1
VIOLATION		0	0	0	0	0	0	0	0	0
PROBATION REVOCATION		75	12	23	33	31	26	5	15	-11
POST CONVICTION REMEDY		0	0	0	0	0	0	0	0	0
TOTALS FOR PERIOD		207	227	193	122	119	30	16	13	34

CRIMINAL CIRCUITS FROM 07/01/92 THROUGH 06/30/93

CIRCUIT AND COUNTY	CASES PENDING START	CASES FILED	CASES TERMINATED	CASES ACTIVE	CASES PENDING AT END WARRANT OUTSTANDING	AGE OF ALL CASES PENDING LESS 1 YR.	1-2 YRS.	OVER 2 YRS.	% OVER 2 YRS.	CHANGE IN CASES PENDING

MADISON COUNTY										
CAPITAL	0	0	0	0	0	0	0	0	0	0
FELONY	122	192	148	79	87	66	4	9	11	44
MISDEMEANOR	10	23	22	10	1	8	0	2	20	1
VIOLATION	0	0	0	0	0	0	0	0	0	0
PROBATION REVOCATION	75	12	23	33	31	2	26	5	15	-11
POST CONVICTION REMEDY	0	0	0	0	0	0	0	0	0	0
TOTALS FOR PERIOD	207	227	193	122	119	76	30	16	13	34

WASHINGTON COUNTY	DIVISION 1									
CAPITAL	0	4	4	0	0	0	0	0	0	0
FELONY	2532	1972	2029	814	1661	427	74	313	38	-57
MISDEMEANOR	504	267	342	332	97	59	11	262	79	-75
VIOLATION	74	70	73	35	36	15	4	16	46	-3
PROBATION REVOCATION	514	276	209	192	389	59	17	116	60	67
POST CONVICTION REMEDY	2	1	0	3	0	0	2	1	33	1
TOTALS FOR PERIOD	3626	2590	2657	1376	2183	560	108	708	51	-67

WASHINGTON COUNTY										
CAPITAL	0	4	4	0	0	0	0	0	0	0
FELONY	2532	1972	2029	814	1661	427	74	313	38	-57
MISDEMEANOR	504	267	342	332	97	59	11	262	79	-75
VIOLATION	74	70	73	35	36	15	4	16	46	-3
PROBATION REVOCATION	514	276	209	192	389	59	17	116	60	67
POST CONVICTION REMEDY	2	1	0	3	0	0	2	1	33	1
TOTALS FOR PERIOD	3626	2590	2657	1376	2183	560	108	708	51	-67

FOURTH CIRCUIT										
CAPITAL	0	4	4	0	0	0	0	0	0	0
FELONY	2654	2164	2177	893	1748	493	78	322	36	-13
MISDEMEANOR	514	290	364	342	98	67	11	264	77	-74
VIOLATION	74	70	73	35	36	15	4	16	46	-3
PROBATION REVOCATION	589	288	232	225	420	61	43	121	54	56
POST CONVICTION REMEDY	2	1	0	3	0	0	2	1	33	1
TOTALS FOR PERIOD	3833	2817	2850	1498	2302	636	138	724	48	-33

FIFTH CIRCUIT										

FRANKLIN COUNTY										
CAPITAL	0	0	0	0	0	0	0	0	0	0
FELONY	53	161	123	91	0	82	9	0	0	38
MISDEMEANOR	103	142	195	50	0	50	0	0	0	-53
VIOLATION	18	59	61	16	0	16	0	0	0	-2
PROBATION REVOCATION	18	1	1	18	0	1	0	17	94	0
POST CONVICTION REMEDY	0	0	0	0	0	0	0	0	0	0
TOTALS FOR PERIOD	192	363	380	175	0	149	9	17	10	-17

CRIMINAL CIRCUITS FROM 07/01/92 THROUGH 06/30/93

CIRCUIT AND COUNTY	CASES PENDING START	CASES FILED	CASES TERMINATED	CASES ACTIVE	CASES PENDING AT END WARRANT OUTSTANDING	AGE OF ALL CASES PENDING LESS 1 YR.	1-2 YRS.	OVER 2 YRS.	% OVER 2 YRS.	CHANGE IN CASES PENDING

JOHNSON COUNTY										
CAPITAL	1	0	1	0	0	0	0	0	0	-1
FELONY	119	154	164	102	7	93	8	1	1	-10
MISDEMEANOR	24	54	49	29	0	29	0	0	0	5
VIOLATION	1	9	4	6	0	6	0	0	0	5
PROBATION REVOCATION	0	0	0	0	0	0	0	0	0	0
POST CONVICTION REMEDY	0	0	0	0	0	0	0	0	0	0
TOTALS FOR PERIOD	145	217	218	137	7	128	8	1	1	-1

POPE COUNTY										
CAPITAL	3	1	3	1	0	1	0	0	0	-2
FELONY	352	522	481	392	1	248	52	92	23	41
MISDEMEANOR	146	279	255	170	0	143	16	11	6	24
VIOLATION	21	64	45	40	0	38	2	0	0	19
PROBATION REVOCATION	117	79	58	138	0	43	21	74	54	21
POST CONVICTION REMEDY	0	0	0	0	0	0	0	0	0	0
TOTALS FOR PERIOD	639	945	842	741	1	473	91	177	24	103

FIFTH CIRCUIT										
CAPITAL	4	1	4	1	0	1	0	0	0	-3
FELONY	524	837	768	585	8	423	69	93	16	69
MISDEMEANOR	273	475	499	249	0	222	16	11	4	-24
VIOLATION	40	132	110	62	0	60	2	0	0	22
PROBATION REVOCATION	135	80	59	156	0	44	21	91	58	21
POST CONVICTION REMEDY	0	0	0	0	0	0	0	0	0	0
TOTALS FOR PERIOD	976	1525	1440	1053	8	750	108	195	19	85

SIXTH CIRCUIT										

PERRY COUNTY										
CAPITAL	0	0	0	0	0	0	0	0	0	0
FELONY	22	42	40	12	12	4	7	1	8	2
MISDEMEANOR	3	7	4	5	1	2	3	0	0	3
VIOLATION	0	0	0	0	0	0	0	0	0	0
PROBATION REVOCATION	2	5	3	1	3	1	0	0	0	2
POST CONVICTION REMEDY	0	0	0	0	0	0	0	0	0	0
TOTALS FOR PERIOD	27	54	47	18	16	7	10	1	6	7

PULASKI COUNTY DIVISION 1										
CAPITAL	5	12	3	14	0	12	1	1	7	9
FELONY	676	1268	1105	746	93	690	36	20	3	163
MISDEMEANOR	120	274	202	177	15	171	1	5	3	72
VIOLATION	15	26	25	15	1	15	0	0	0	1
PROBATION REVOCATION	36	55	54	23	14	16	2	5	22	1
POST CONVICTION REMEDY	1	0	1	0	0	0	0	0	0	-1
TOTALS FOR PERIOD	853	1635	1390	975	123	904	40	31	3	245

CRIMINAL CIRCUITS FROM 07/01/92 THROUGH 06/30/93

CIRCUIT AND COUNTY	CASES PENDING START	CASES FILED	CASES TERMINATED	CASES PENDING AT END		AGE OF ALL CASES PENDING			% OVER 2 YRS.	CHANGE IN CASES PENDING
				ACTIVE	WARRANT OUTSTANDING	LESS 1 YR.	1-2 YRS.	OVER 2 YRS.		

PULASKI COUNTY	DIVISION 2									
CAPITAL	12	3	12	3	0	3	0	0	0	-9
FELONY	350	701	687	297	67	275	14	8	3	14
MISDEMEANOR	61	169	148	78	4	77	1	0	0	21
VIOLATION	3	8	6	4	1	4	0	0	0	2
PROBATION REVOCATION	34	91	60	26	39	21	4	1	4	31
POST CONVICTION REMEDY	0	0	0	0	0	0	0	0	0	0
TOTALS FOR PERIOD	460	972	913	408	111	380	19	9	2	59

PULASKI COUNTY	DIVISION 3									
CAPITAL	0	0	0	0	0	0	0	0	0	0
FELONY	0	0	0	0	0	0	0	0	0	0
MISDEMEANOR	0	0	0	0	0	0	0	0	0	0
VIOLATION	0	0	0	0	0	0	0	0	0	0
PROBATION REVOCATION	0	0	0	0	0	0	0	0	0	0
POST CONVICTION REMEDY	0	0	0	0	0	0	0	0	0	0
TOTALS FOR PERIOD	0	0	0	0	0	0	0	0	0	0

PULASKI COUNTY	DIVISION 4									
CAPITAL	0	13	4	8	1	8	0	0	0	9
FELONY	608	1456	1315	569	180	535	17	17	3	141
MISDEMEANOR	99	344	265	151	27	147	2	2	1	79
VIOLATION	8	39	29	16	2	15	1	0	0	10
PROBATION REVOCATION	209	145	236	34	84	25	6	3	9	-91
POST CONVICTION REMEDY	3	0	1	2	0	0	0	2	100	-1
TOTALS FOR PERIOD	927	1997	1850	780	294	730	26	24	3	147

PULASKI COUNTY	DIVISION 5									
CAPITAL	2	6	3	5	0	5	0	0	0	3
FELONY	612	637	789	334	126	245	37	52	16	-152
MISDEMEANOR	111	144	174	67	14	60	3	4	6	-30
VIOLATION	5	21	18	8	0	8	0	0	0	3
PROBATION REVOCATION	198	150	137	76	135	45	7	24	32	13
POST CONVICTION REMEDY	2	0	0	2	0	0	0	2	100	0
TOTALS FOR PERIOD	930	958	1121	492	275	363	47	82	17	-163

PULASKI COUNTY	DIVISION 6									
CAPITAL	0	5	1	4	0	4	0	0	0	4
FELONY	263	375	445	167	26	138	15	14	8	-70
MISDEMEANOR	37	101	89	42	7	37	1	4	10	12
VIOLATION	4	8	7	5	0	4	1	0	0	1
PROBATION REVOCATION	39	46	38	23	24	14	9	0	0	8
POST CONVICTION REMEDY	0	0	0	0	0	0	0	0	0	0
TOTALS FOR PERIOD	343	535	580	241	57	197	26	18	7	-45

CRIMINAL CIRCUITS FROM 07/01/92 THROUGH 06/30/93

CIRCUIT AND COUNTY	CASES PENDING START	CASES FILED	CASES TERMINATED	CASES PENDING AT END ACTIVE	WARRANT OUTSTANDING	AGE OF ALL CASES PENDING LESS 1 YR.	1-2 YRS.	2 YRS.	% OVER 2 YRS.	CHANGE IN CASES PENDING

PULASKI COUNTY	DIVISION 7									
CAPITAL	6	6	5	7	0	6	0	1	14	1
FELONY	295	637	618	256	58	218	18	19	7	19
MISDEMEANOR	32	142	122	42	10	40	0	2	5	20
VIOLATION	0	17	13	4	0	4	0	0	0	4
PROBATION REVOCATION	58	99	89	29	29	22	6	1	3	10
POST-CONVICTION REMEDY	1	1	0	2	0	1	0	1	50	1
TOTALS FOR PERIOD	382	902	847	340	97	292	24	24	7	55

PULASKI COUNTY	DIVISION 8									
CAPITAL	0	0	0	0	0	0	0	0	0	0
FELONY	0	0	0	0	0	0	0	0	0	0
MISDEMEANOR	0	0	0	0	0	0	0	0	0	0
VIOLATION	0	0	0	0	0	0	0	0	0	0
PROBATION REVOCATION	0	0	0	0	0	0	0	0	0	0
POST-CONVICTION REMEDY	0	0	0	0	0	0	0	0	0	0
TOTALS FOR PERIOD	0	0	0	0	0	0	0	0	0	0

PULASKI COUNTY	DIVISION 9									
CAPITAL	0	0	0	0	0	0	0	0	0	0
FELONY	0	0	0	0	0	0	0	0	0	0
MISDEMEANOR	0	0	0	0	0	0	0	0	0	0
VIOLATION	0	0	0	0	0	0	0	0	0	0
PROBATION REVOCATION	0	0	0	0	0	0	0	0	0	0
POST-CONVICTION REMEDY	0	0	0	0	0	0	0	0	0	0
TOTALS FOR PERIOD	0	0	0	0	0	0	0	0	0	0

PULASKI COUNTY	DIVISION 10									
CAPITAL	25	45	28	41	1	38	1	2	5	17
FELONY	2804	5074	4959	2369	550	2102	137	130	5	115
MISDEMEANOR	460	1174	1000	557	77	532	8	17	3	174
VIOLATION	35	119	98	52	4	50	2	0	0	21
PROBATION REVOCATION	564	586	614	211	325	143	34	34	16	-28
POST-CONVICTION REMEDY	7	1	2	6	0	1	0	5	83	-1
TOTALS FOR PERIOD	3895	6999	6701	3236	957	2866	182	188	6	298

SIXTH CIRCUIT	DIVISION 11									
CAPITAL	25	45	28	41	1	38	1	2	5	17
FELONY	2826	5116	4999	2381	562	2106	144	131	6	117
MISDEMEANOR	463	1181	1004	562	78	534	11	17	3	177
VIOLATION	35	119	98	52	4	50	2	0	0	21
PROBATION REVOCATION	566	591	617	212	328	144	34	34	16	-26
POST-CONVICTION REMEDY	7	1	2	6	0	1	0	5	83	-1
TOTALS FOR PERIOD	3922	7053	6748	3254	973	2873	192	189	6	305

CRIMINAL CIRCUITS FROM 07/01/92 THROUGH 06/30/93

CIRCUIT AND COUNTY	CASES PENDING START	CASES FILED	CASES TERMINATED	CASES PENDING AT END ACTIVE	CASES PENDING AT END WARRANT OUTSTANDING	AGE OF ALL CASES PENDING LESS 1 YR.	1-2 YRS.	OVER 2 YRS.	% OVER 2 YRS.	CHANGE IN CASES PENDING

SEVENTH CIRCUIT										

GRANT COUNTY	DIVISION 1									
CAPITAL	0	2	2	0	0	0	0	0	0	0
FELONY	124	70	69	120	5	47	31	42	35	1
MISDEMEANOR	6	13	4	15	0	9	3	3	20	9
VIOLATION	0	4	1	3	0	3	0	0	0	3
PROBATION REVOCATION	4	0	3	0	1	0	0	0	0	-3
POST CONVICTION REMEDY	0	0	0	0	0	0	0	0	0	0
TOTALS FOR PERIOD	134	89	79	138	6	59	34	45	33	10

GRANT COUNTY	DIVISION 2									
CAPITAL	0	0	0	0	0	0	0	0	0	0
FELONY	19	34	27	26	0	22	4	0	0	7
MISDEMEANOR	17	4	17	4	0	2	2	0	0	-13
VIOLATION	2	1	2	1	0	1	0	0	0	-1
PROBATION REVOCATION	1	1	1	1	0	1	0	0	0	0
POST CONVICTION REMEDY	0	0	0	0	0	0	0	0	0	0
TOTALS FOR PERIOD	39	40	47	32	0	26	6	0	0	-7

GRANT COUNTY	DIVISION 3									
CAPITAL	0	0	0	0	0	0	0	0	0	0
FELONY	4	0	2	2	0	0	0	2	100	-2
MISDEMEANOR	2	0	3	5	0	0	1	4	30	-3
VIOLATION	2	0	1	1	0	0	0	1	100	-1
PROBATION REVOCATION	0	0	0	0	0	0	0	0	0	0
POST CONVICTION REMEDY	0	0	0	0	0	0	0	0	0	0
TOTALS FOR PERIOD	14	0	6	8	0	0	1	7	88	-6

GRANT COUNTY										
CAPITAL	0	2	2	0	0	0	0	0	0	0
FELONY	147	104	98	148	5	69	35	44	30	6
MISDEMEANOR	31	17	24	24	0	11	6	7	29	-7
VIOLATION	4	5	4	5	0	4	0	1	20	1
PROBATION REVOCATION	5	1	4	1	1	1	0	0	0	-3
POST CONVICTION REMEDY	0	0	0	0	0	0	0	0	0	0
TOTALS FOR PERIOD	187	129	132	178	6	85	41	52	29	-3

HOT SPRING COUNTY	DIVISION 1									
CAPITAL	0	3	0	3	0	3	0	0	0	3
FELONY	568	256	207	555	62	145	83	327	59	49
MISDEMEANOR	23	53	27	48	1	31	5	12	25	26
VIOLATION	2	12	5	9	0	7	2	0	0	7
PROBATION REVOCATION	6	0	2	4	0	0	3	1	25	-2
POST CONVICTION REMEDY	0	1	1	0	0	0	0	0	0	0
TOTALS FOR PERIOD	599	325	242	619	63	186	93	340	55	83

CRIMINAL CIRCUITS FROM 07/01/92 THROUGH 06/30/93

CIRCUIT AND COUNTY	CASES PENDING START	CASES FILED	CASES TERMINATED	CASES PENDING AT END ACTIVE	CASES PENDING AT END WARRANT OUTSTANDING	AGE OF ALL CASES PENDING LESS 1 YR.	1-2 YRS.	OVER 2 YRS.	% OVER 2 YRS.	CHANGE IN CASES PENDING

HOT SPRING COUNTY	DIVISION 2									
CAPITAL	0	0	0	0	0	0	0	0	0	0
FELONY	58	84	66	76	0	67	8	1	1	18
MISDEMEANOR	57	43	84	16	0	10	3	3	19	-41
VIOLATION	8	6	10	4	0	2	1	1	25	-4
PROBATION REVOCATION	0	0	0	0	0	0	0	0	0	0
POST CONVICTION REMEDY	0	0	0	0	0	0	0	0	0	0
TOTALS FOR PERIOD	123	133	160	96	0	79	12	5	5	-27

HOT SPRING COUNTY	DIVISION 3									
CAPITAL	0	0	0	0	0	0	0	0	0	0
FELONY	0	0	0	0	0	0	0	0	0	0
MISDEMEANOR	0	0	0	0	0	0	0	0	0	0
VIOLATION	0	0	0	0	0	0	0	0	0	0
PROBATION REVOCATION	0	0	0	0	0	0	0	0	0	0
POST CONVICTION REMEDY	0	0	0	0	0	0	0	0	0	0
TOTALS FOR PERIOD	0	0	0	0	0	0	0	0	0	0

HOT SPRING COUNTY										
CAPITAL	0	3	0	3	0	3	0	0	0	3
FELONY	626	340	273	631	62	212	91	328	52	67
MISDEMEANOR	80	96	111	64	1	41	8	15	23	-15
VIOLATION	10	18	15	13	0	9	3	1	8	3
PROBATION REVOCATION	6	0	2	4	0	0	3	1	25	-2
POST CONVICTION REMEDY	0	1	1	0	0	0	0	0	0	0
TOTALS FOR PERIOD	722	458	402	715	63	265	105	345	48	56

SALINE COUNTY	DIVISION 1									
CAPITAL	6	2	6	1	1	0	0	1	100	-4
FELONY	1317	561	309	721	848	378	117	226	31	252
MISDEMEANOR	30	31	12	30	19	23	4	3	10	19
VIOLATION	1	1	0	1	1	1	0	0	0	1
PROBATION REVOCATION	8	11	9	9	1	2	1	6	67	2
POST CONVICTION REMEDY	1	0	0	1	0	0	0	1	100	0
TOTALS FOR PERIOD	1363	606	336	763	870	404	122	237	31	270

SALINE COUNTY	DIVISION 2									
CAPITAL	0	4	0	4	0	4	0	0	0	4
FELONY	133	279	202	170	40	152	18	0	0	77
MISDEMEANOR	72	124	104	91	1	82	8	1	1	20
VIOLATION	10	23	11	22	0	19	1	2	9	12
PROBATION REVOCATION	1	1	1	1	0	1	0	0	0	0
POST CONVICTION REMEDY	0	0	0	0	0	0	0	0	0	0
TOTALS FOR PERIOD	216	431	318	288	41	258	27	3	1	113

CRIMINAL CIRCUITS FROM 07/01/92 THROUGH 06/30/93

CIRCUIT AND COUNTY	CASES PENDING START	CASES FILED	CASES TERMINATED	CASES PENDING AT END ACTIVE	CASES PENDING AT END WARRANT OUTSTANDING	AGE OF ALL CASES PENDING LESS 1 YR.	1-2 YRS.	OVER 2 YRS.	% OVER 2 YRS.	CHANGE IN CASES PENDING

SALINE COUNTY	DIVISION 3									
CAPITAL	0	0	0	0	0	0	0	0	0	0
FELONY	4	0	3	1	0	0	0	1	100	-3
MISDEMEANOR	1	0	0	1	0	0	0	1	100	0
VIOLATION	0	0	0	0	0	0	0	0	0	0
PROBATION REVOCATION	0	0	0	0	0	0	0	0	0	0
POST CONVICTION REMEDY	0	0	0	0	0	0	0	0	0	0
TOTALS FOR PERIOD	5	0	3	2	0	0	0	2	100	-3

SALINE COUNTY	DIVISION 3									
CAPITAL	6	6	6	5	1	4	0	1	20	0
FELONY	1454	840	514	892	888	530	135	227	25	326
MISDEMEANOR	103	155	116	122	20	105	12	5	4	39
VIOLATION	11	24	11	23	1	20	7	2	9	13
PROBATION REVOCATION	9	12	10	10	1	3	1	6	60	2
POST CONVICTION REMEDY	1	0	0	1	0	0	0	1	100	0
TOTALS FOR PERIOD	1584	1037	657	1053	911	662	149	242	23	380

SEVENTH CIRCUIT	DIVISION 3									
CAPITAL	6	11	8	8	1	7	0	1	13	3
FELONY	2227	1284	885	1671	955	811	261	599	36	399
MISDEMEANOR	214	268	251	210	21	157	26	27	13	17
VIOLATION	25	47	30	41	1	33	4	4	10	17
PROBATION REVOCATION	20	13	16	15	2	4	4	7	47	-3
POST CONVICTION REMEDY	1	1	1	1	0	0	0	1	100	0
TOTALS FOR PERIOD	2493	1624	1191	1946	980	1012	295	639	33	433

EIGHTH CIRCUIT	DIVISION 3									

HEMPSTEAD COUNTY	DIVISION 1									
CAPITAL	0	1	0	1	0	1	0	0	0	1
FELONY	74	65	68	47	24	36	10	1	2	-3
MISDEMEANOR	7	12	10	10	1	9	0	1	10	4
VIOLATION	0	2	0	2	0	2	0	0	0	2
PROBATION REVOCATION	21	6	7	7	13	5	2	0	0	-1
POST CONVICTION REMEDY	7	3	3	7	0	1	4	2	29	0
TOTALS FOR PERIOD	109	89	86	74	38	54	16	4	5	3

HEMPSTEAD COUNTY	DIVISION 2									
CAPITAL	0	0	0	0	0	0	0	0	0	0
FELONY	44	101	73	61	11	57	4	0	0	28
MISDEMEANOR	5	7	4	7	1	6	0	1	14	3
VIOLATION	0	0	0	0	0	0	0	0	0	0
PROBATION REVOCATION	3	16	12	6	1	6	0	0	0	4
POST CONVICTION REMEDY	1	6	6	1	0	0	1	0	0	0
TOTALS FOR PERIOD	53	130	95	75	13	69	5	1	1	35

CRIMINAL CIRCUITS FROM 07/01/92 THROUGH 06/30/93

CIRCUIT AND COUNTY	CASES PENDING START	CASES FILED	CASES TERMINATED	CASES PENDING AT END		AGE OF ALL CASES PENDING			% OVER 2 YRS.	CHANGE IN CASES PENDING
				ACTIVE	WARRANT OUTSTANDING	LESS 1 YR.	1-2 YRS.	OVER 2 YRS.		

HEMPSTEAD COUNTY DIVISION 3										
CAPITAL	0	1	0	1	0	1	0	0	0	1
FELONY	74	62	88	40	8	30	10	0	0	-26
MISDEMEANOR	9	7	9	7	0	5	2	0	0	-2
VIOLATION	0	0	0	0	0	0	0	0	0	0
PROBATION REVOCATION	8	10	11	3	4	3	0	0	0	-1
POST CONVICTION REMEDY	0	1	0	1	0	1	0	0	0	1
TOTALS FOR PERIOD	91	81	108	52	12	40	12	0	0	-27

HEMPSTEAD COUNTY DIVISION 4										
CAPITAL	0	0	0	0	0	0	0	0	0	0
FELONY	28	44	33	35	4	30	5	0	0	11
MISDEMEANOR	1	2	1	2	0	2	0	0	0	1
VIOLATION	0	0	0	0	0	0	0	0	0	0
PROBATION REVOCATION	0	3	0	3	0	3	0	0	0	3
POST CONVICTION REMEDY	0	0	0	0	0	0	0	0	0	0
TOTALS FOR PERIOD	29	49	34	40	4	35	5	0	0	15

HEMPSTEAD COUNTY										
CAPITAL	0	2	0	2	0	2	0	0	0	2
FELONY	220	272	262	183	47	153	29	1	1	10
MISDEMEANOR	22	28	22	26	2	22	2	2	8	6
VIOLATION	0	2	0	2	0	2	0	0	0	2
PROBATION REVOCATION	32	35	30	19	18	17	2	0	0	5
POST CONVICTION REMEDY	8	10	9	9	0	2	5	2	22	1
TOTALS FOR PERIOD	282	349	323	241	67	198	38	5	2	26

LAFAYETTE COUNTY DIVISION 1										
CAPITAL	0	0	0	0	0	0	0	0	0	0
FELONY	15	54	41	27	1	23	4	0	0	13
MISDEMEANOR	3	0	7	1	0	0	1	0	0	-7
VIOLATION	0	0	0	0	0	0	0	0	0	0
PROBATION REVOCATION	0	0	0	0	0	0	0	0	0	0
POST CONVICTION REMEDY	0	0	0	0	0	0	0	0	0	0
TOTALS FOR PERIOD	23	60	51	31	1	26	5	0	0	9

LAFAYETTE COUNTY DIVISION 2										
CAPITAL	2	0	1	1	0	0	1	0	0	-1
FELONY	27	58	66	16	3	14	2	0	0	-8
MISDEMEANOR	2	5	4	3	0	3	0	0	0	1
VIOLATION	0	0	0	0	0	0	0	0	0	0
PROBATION REVOCATION	1	8	8	1	0	0	1	0	0	0
POST CONVICTION REMEDY	0	0	0	0	0	0	0	0	0	0
TOTALS FOR PERIOD	32	71	79	21	3	17	4	0	0	-8

CRIMINAL CIRCUITS FROM 07/01/92 THROUGH 06/30/93

CIRCUIT AND COUNTY	CASES PENDING START	CASES FILED	CASES TERMI-NATED	CASES PENDING AT END ACTIVE	CASES PENDING AT END WARRANT OUTSTANDING	AGE OF ALL CASES PENDING LESS 1 YR.	AGE OF ALL CASES PENDING 1-2 YRS.	AGE OF ALL CASES PENDING OVER 2 YRS.	% OVER 2 YRS.	CHANGE IN CASES PENDING

LAFAYETTE COUNTY	DIVISION 3									
CAPITAL	0	1	1	0	0	0	0	0	0	0
FELONY	31	73	52	31	21	26	5	0	0	21
MISDEMEANOR	2	2	1	3	0	2	1	0	0	1
VIOLATION	0	0	0	0	0	0	0	0	0	0
PROBATION REVOCATION	1	7	6	2	0	1	1	0	0	1
POST CONVICTION REMEDY	0	0	0	0	0	0	0	0	0	0
TOTALS FOR PERIOD	34	83	60	36	21	29	7	0	0	23

LAFAYETTE COUNTY	DIVISION 4									
CAPITAL	0	1	1	0	0	0	0	0	0	0
FELONY	5	23	11	17	0	16	0	1	6	12
MISDEMEANOR	0	3	0	3	0	3	0	0	0	3
VIOLATION	0	0	0	0	0	0	0	0	0	0
PROBATION REVOCATION	0	2	2	0	0	0	0	0	0	0
POST CONVICTION REMEDY	0	0	0	0	0	0	0	0	0	0
TOTALS FOR PERIOD	5	29	14	20	0	19	0	1	5	15

LAFAYETTE COUNTY										
CAPITAL	2	2	3	1	0	0	1	0	0	-1
FELONY	78	208	170	91	25	79	11	1	1	38
MISDEMEANOR	12	10	12	10	0	8	2	0	0	-2
VIOLATION	0	0	0	0	0	0	0	0	0	0
PROBATION REVOCATION	2	23	19	6	0	4	2	0	0	4
POST CONVICTION REMEDY	0	0	0	0	0	0	0	0	0	0
TOTALS FOR PERIOD	94	243	204	108	25	91	16	1	1	39

MILLER COUNTY	DIVISION 1									
CAPITAL	0	0	0	0	0	0	0	0	0	0
FELONY	134	186	143	136	41	118	12	6	4	43
MISDEMEANOR	20	28	14	34	0	26	7	1	3	14
VIOLATION	1	2	1	2	0	2	0	0	0	1
PROBATION REVOCATION	35	41	32	24	20	24	0	0	0	9
POST CONVICTION REMEDY	0	0	0	0	0	0	0	0	0	0
TOTALS FOR PERIOD	190	257	190	196	61	170	19	7	4	67

MILLER COUNTY	DIVISION 2									
CAPITAL	0	0	0	0	0	0	0	0	0	0
FELONY	112	195	218	72	17	62	10	0	0	-23
MISDEMEANOR	19	32	31	20	0	17	2	1	5	1
VIOLATION	2	1	2	1	0	0	0	1	100	-1
PROBATION REVOCATION	24	32	34	14	8	11	3	0	0	-2
POST CONVICTION REMEDY	0	1	1	0	0	0	0	0	0	0
TOTALS FOR PERIOD	157	261	286	107	25	90	15	2	2	-25

CRIMINAL CIRCUITS FROM 07/01/92 THROUGH 06/30/93

CIRCUIT AND COUNTY	CASES PENDING START	CASES FILED	CASES TERMINATED	CASES PENDING AT END ACTIVE	CASES PENDING AT END WARRANT OUTSTANDING	AGE OF ALL CASES PENDING LESS 1 YR.	AGE OF ALL CASES PENDING 1-2 YRS.	AGE OF ALL CASES PENDING OVER 2 YRS.	% OVER 2 YRS.	CHANGE IN CASES PENDING

MILLER COUNTY	DIVISION 3									
CAPITAL	2	1	2	1	0	1	0	0	0	-1
FELONY	143	257	283	115	2	93	17	5	4	-26
MISDEMEANOR VIOLATION	34	36	30	40	0	28	10	2	5	6
PROBATION REVOCATION	4	3	4	3	0	2	1	0	0	-1
POST CONVICTION REMEDY	24	35	31	12	16	10	2	0	0	4
TOTALS FOR PERIOD	2	1	2	1	0	0	0	1	100	-1
TOTALS FOR PERIOD	209	333	352	172	18	134	30	8	5	-19

MILLER COUNTY	DIVISION 4									
CAPITAL	0	0	0	0	0	0	0	0	0	0
FELONY	86	151	190	42	5	40	1	1	2	-39
MISDEMEANOR VIOLATION	3	12	8	7	0	7	0	0	0	4
PROBATION REVOCATION	0	2	2	0	0	0	0	0	0	0
POST CONVICTION REMEDY	7	26	20	7	6	6	1	0	0	6
TOTALS FOR PERIOD	0	0	0	0	0	0	0	0	0	0
TOTALS FOR PERIOD	96	191	220	56	11	53	2	1	2	-29

MILLER COUNTY	DIVISION 5									
CAPITAL	2	1	2	1	0	1	0	0	0	-1
FELONY	475	789	834	365	65	313	40	12	3	-45
MISDEMEANOR VIOLATION	76	108	83	101	0	78	19	4	4	25
PROBATION REVOCATION	7	8	9	6	0	4	1	1	17	-1
POST CONVICTION REMEDY	90	134	117	57	50	51	6	0	0	17
TOTALS FOR PERIOD	2	2	3	1	0	0	0	1	100	-1
TOTALS FOR PERIOD	652	1042	1048	531	115	447	66	18	3	-6

NEVADA COUNTY	DIVISION 1									
CAPITAL	0	1	0	1	0	1	0	0	0	1
FELONY	24	45	50	18	1	17	1	0	0	-5
MISDEMEANOR VIOLATION	8	3	10	0	1	0	0	0	0	-7
PROBATION REVOCATION	1	0	1	0	0	0	0	0	0	-1
POST CONVICTION REMEDY	4	13	13	2	1	3	0	0	0	0
TOTALS FOR PERIOD	0	0	0	0	0	0	0	0	0	0
TOTALS FOR PERIOD	37	62	74	22	3	21	1	0	0	-12

NEVADA COUNTY	DIVISION 2									
CAPITAL	0	0	0	0	0	0	0	0	0	0
FELONY	13	47	27	28	5	27	1	0	0	20
MISDEMEANOR VIOLATION	1	5	5	0	1	0	0	0	0	0
PROBATION REVOCATION	0	0	0	0	0	0	0	0	0	0
POST CONVICTION REMEDY	0	8	7	1	0	1	0	0	0	1
TOTALS FOR PERIOD	0	1	1	0	0	0	0	0	0	0
TOTALS FOR PERIOD	14	61	40	29	6	28	1	0	0	21

CRIMINAL CIRCUITS FROM 07/01/92 THROUGH 06/30/93

CIRCUIT AND COUNTY	CASES PENDING START	CASES FILED	CASES TERMINATED	CASES PENDING AT END ACTIVE	CASES PENDING AT END WARRANT OUTSTANDING	AGE OF ALL CASES PENDING LESS 1 YR.	1-2 YRS.	OVER 2 YRS.	% OVER 2 YRS.	CHANGE IN CASES PENDING

NEVADA COUNTY	DIVISION 3									
CAPITAL	0	0	0	0	0	0	0	0	0	0
FELONY	10	25	22	9	4	9	0	0	0	3
MISDEMEANOR	2	2	4	0	0	0	0	0	0	-2
VIOLATION	0	0	0	0	0	0	0	0	0	0
PROBATION REVOCATION	7	6	9	1	3	1	0	0	0	-3
POST CONVICTION REMEDY	0	0	0	0	0	0	0	0	0	0
TOTALS FOR PERIOD	19	33	35	10	7	10	0	0	0	-2

NEVADA COUNTY	DIVISION 4									
CAPITAL	0	0	0	0	0	0	0	0	0	0
FELONY	19	39	43	15	0	15	0	0	0	-4
MISDEMEANOR	2	7	9	0	0	0	0	0	0	-2
VIOLATION	0	0	0	0	0	0	0	0	0	0
PROBATION REVOCATION	3	3	5	1	0	1	0	0	0	-2
POST CONVICTION REMEDY	0	0	0	0	0	0	0	0	0	0
TOTALS FOR PERIOD	24	49	57	16	0	16	0	0	0	-8

NEVADA COUNTY										
CAPITAL	0	1	0	1	0	1	0	0	0	1
FELONY	66	156	142	70	10	68	2	0	0	14
MISDEMEANOR	13	17	28	0	2	0	0	0	0	-11
VIOLATION	1	0	1	0	0	0	0	0	0	-1
PROBATION REVOCATION	14	30	34	6	4	6	0	0	0	-4
POST CONVICTION REMEDY	0	1	1	0	0	0	0	0	0	0
TOTALS FOR PERIOD	74	205	206	77	16	75	2	0	0	-1

EIGHTH CIRCUIT										
CAPITAL	4	6	5	5	0	4	1	0	0	1
FELONY	839	1425	1408	709	147	613	82	14	2	17
MISDEMEANOR	123	163	145	137	4	108	23	6	4	18
VIOLATION	8	10	10	8	0	6	1	1	13	0
PROBATION REVOCATION	138	222	200	88	72	78	10	0	0	22
POST CONVICTION REMEDY	10	13	13	10	0	2	5	3	30	0
TOTALS FOR PERIOD	1122	1839	1781	957	223	811	122	24	3	58

NINTH CIRCUIT EAST										
CLARK COUNTY										
CAPITAL	1	1	1	1	0	1	0	0	0	0
FELONY	113	225	213	49	76	49	0	0	0	12
MISDEMEANOR	8	14	16	6	0	6	0	0	0	-2
VIOLATION	0	6	0	6	0	6	0	0	0	6
PROBATION REVOCATION	43	52	60	8	27	8	0	0	0	-8
POST CONVICTION REMEDY	1	12	6	7	0	7	0	0	0	6
TOTALS FOR PERIOD	166	310	296	77	103	77	0	0	0	14

CRIMINAL CIRCUITS FROM 07/01/92 THROUGH 06/30/93

CIRCUIT AND COUNTY	CASES PENDING START	CASES FILED	CASES TERMINATED	CASES PENDING AT END ACTIVE	CASES PENDING AT END WARRANT OUTSTANDING	AGE OF ALL CASES PENDING LESS 1 YR.	1-2 YRS.	OVER 2 YRS.	% OVER 2 YRS.	CHANGE IN CASES PENDING

PIKE COUNTY										
CAPITAL	0	0	0	0	0	0	0	0	0	0
FELONY	88	100	153	13	22	13	0	0	0	-53
MISDEMEANOR	6	4	7	2	1	1	1	0	0	-3
VIOLATION	2	3	3	1	1	1	0	0	0	0
PROBATION REVOCATION	2	10	13	2	3	2	0	0	0	3
POST CONVICTION REMEDY	0	0	0	0	0	0	0	0	0	0
TOTALS FOR PERIOD	98	123	176	18	27	17	1	0	0	-53

NINTH CIRCUIT EAST										
CAPITAL	1	1	1	1	0	1	0	0	0	0
FELONY	201	325	366	62	98	62	0	0	0	-41
MISDEMEANOR	14	18	23	8	1	7	1	0	0	-5
VIOLATION	2	9	3	7	1	7	0	0	0	6
PROBATION REVOCATION	45	68	73	10	30	10	0	0	0	-5
POST CONVICTION REMEDY	1	12	6	7	0	7	0	0	0	6
TOTALS FOR PERIOD	264	433	472	95	130	94	1	0	0	-39

NINTH CIRCUIT WEST										

HOWARD COUNTY										
CAPITAL	0	0	0	0	0	0	0	0	0	0
FELONY	59	120	116	38	25	29	5	4	11	4
MISDEMEANOR	4	8	9	1	2	0	1	0	0	-1
VIOLATION	0	0	0	0	0	0	0	0	0	0
PROBATION REVOCATION	17	11	11	10	7	3	3	4	40	0
POST CONVICTION REMEDY	0	0	0	0	0	0	0	0	0	0
TOTALS FOR PERIOD	80	139	136	49	34	32	9	8	16	3

LITTLE RIVER COUNTY										
CAPITAL	0	2	2	0	0	0	0	0	0	0
FELONY	30	99	110	18	1	12	6	0	0	-11
MISDEMEANOR	16	22	21	17	0	11	2	4	24	1
VIOLATION	1	1	1	1	0	1	0	0	0	0
PROBATION REVOCATION	19	15	24	10	0	7	2	1	10	-9
POST CONVICTION REMEDY	0	0	0	0	0	0	0	0	0	0
TOTALS FOR PERIOD	66	139	158	46	1	31	10	5	11	-19

SEVIER COUNTY										
CAPITAL	8	1	8	1	0	1	0	0	0	-7
FELONY	65	84	123	22	4	10	2	10	45	-39
MISDEMEANOR	11	12	15	8	0	5	0	3	38	-3
VIOLATION	3	4	1	6	0	3	1	2	33	3
PROBATION REVOCATION	12	5	5	7	5	2	0	5	71	0
POST CONVICTION REMEDY	0	0	0	0	0	0	0	0	0	0
TOTALS FOR PERIOD	99	106	152	44	9	21	3	20	45	-46

CRIMINAL CIRCUITS FROM 07/01/92 THROUGH 06/30/93

CIRCUIT AND COUNTY	CASES PENDING START	CASES FILED	CASES TERMINATED	CASES PENDING AT END ACTIVE	CASES PENDING AT END WARRANT OUTSTANDING	AGE OF ALL CASES PENDING LESS 1 YR.	1-2 YRS.	PENDING OVER 2 YRS.	% OVER 2 YRS.	CHANGE IN CASES PENDING

NINTH CIRCUIT WEST										
CAPITAL	8	3	10	1	0	1	0	0	0	-7
FELONY	154	303	349	78	30	51	13	14	18	-46
MISDEMEANOR	31	42	45	26	2	16	3	7	27	-3
VIOLATION	4	5	2	7	0	4	1	2	29	3
PROBATION REVOCATION	48	31	40	27	12	12	5	10	37	-9
POST CONVICTION REMEDY	0	0	0	0	0	0	0	0	0	0
TOTALS FOR PERIOD	245	384	446	139	44	84	22	33	24	-62

TENTH CIRCUIT										

ASHLEY COUNTY DIVISION 1										
CAPITAL	0	0	0	0	0	0	0	0	0	0
FELONY	202	204	194	167	45	125	33	9	5	10
MISDEMEANOR	55	54	57	51	1	38	11	2	4	-3
VIOLATION	2	4	3	3	0	1	2	0	0	1
PROBATION REVOCATION	3	17	8	11	1	9	0	2	18	9
POST CONVICTION REMEDY	0	0	0	0	0	0	0	0	0	0
TOTALS FOR PERIOD	262	279	262	232	47	173	46	13	6	17

ASHLEY COUNTY DIVISION 2										
CAPITAL	0	4	0	4	0	4	0	0	0	4
FELONY	132	214	192	141	13	132	9	0	0	22
MISDEMEANOR	18	43	32	28	1	28	0	0	0	11
VIOLATION	2	5	3	4	0	4	0	0	0	2
PROBATION REVOCATION	5	23	18	10	0	9	1	0	0	5
POST CONVICTION REMEDY	0	0	0	0	0	0	0	0	0	0
TOTALS FOR PERIOD	157	289	245	187	14	177	10	0	0	44

ASHLEY COUNTY DIVISION 3										
CAPITAL	0	0	0	0	0	0	0	0	0	0
FELONY	0	0	0	0	0	0	0	0	0	0
MISDEMEANOR	0	0	0	0	0	0	0	0	0	0
VIOLATION	0	0	0	0	0	0	0	0	0	0
PROBATION REVOCATION	0	0	0	0	0	0	0	0	0	0
POST CONVICTION REMEDY	0	0	0	0	0	0	0	0	0	0
TOTALS FOR PERIOD	0	0	0	0	0	0	0	0	0	0

ASHLEY COUNTY DIVISION 4										
CAPITAL	0	0	0	0	0	0	0	0	0	0
FELONY	0	0	0	0	0	0	0	0	0	0
MISDEMEANOR	0	0	0	0	0	0	0	0	0	0
VIOLATION	0	0	0	0	0	0	0	0	0	0
PROBATION REVOCATION	0	0	0	0	0	0	0	0	0	0
POST CONVICTION REMEDY	0	0	0	0	0	0	0	0	0	0
TOTALS FOR PERIOD	0	0	0	0	0	0	0	0	0	0

CRIMINAL CIRCUITS FROM 07/01/92 THROUGH 06/30/93

CIRCUIT AND COUNTY	CASES PENDING START	CASES FILED	CASES TERMINATED	CASES PENDING AT END ACTIVE	CASES PENDING AT END WARRANT OUTSTANDING	AGE OF ALL CASES PENDING LESS 1 YR.	1-2 YRS.	OVER 2 YRS.	% OVER 2 YRS.	CHANGE IN CASES PENDING

ASHLEY COUNTY										
CAPITAL	0	4	0	4	0	4	0	0	0	4
FELONY	334	418	386	308	58	257	42	9	3	32
MISDEMEANOR	73	97	89	79	2	66	11	2	3	8
VIOLATION	4	9	6	7	0	5	2	0	0	3
PROBATION REVOCATION	8	40	26	21	1	18	1	2	10	14
POST CONVICTION REMEDY	0	0	0	0	0	0	0	0	0	0
TOTALS FOR PERIOD	419	568	507	419	61	350	56	13	3	61

BRADLEY COUNTY	DIVISION 1									
CAPITAL	1	0	1	0	0	0	0	0	0	-1
FELONY	75	121	78	103	15	92	11	0	0	43
MISDEMEANOR	13	7	9	8	3	7	1	0	0	-2
VIOLATION	0	1	0	1	0	1	0	0	0	1
PROBATION REVOCATION	3	11	8	5	1	5	0	0	0	3
POST CONVICTION REMEDY	1	0	1	0	0	0	0	0	0	-1
TOTALS FOR PERIOD	93	140	97	117	19	105	12	0	0	43

BRADLEY COUNTY	DIVISION 2									
CAPITAL	0	0	0	0	0	0	0	0	0	0
FELONY	71	142	123	74	16	71	3	0	0	19
MISDEMEANOR	2	10	9	3	0	3	0	0	0	1
VIOLATION	1	2	3	0	0	0	0	0	0	-1
PROBATION REVOCATION	3	22	14	11	0	11	0	0	0	8
POST CONVICTION REMEDY	0	0	0	0	0	0	0	0	0	0
TOTALS FOR PERIOD	77	176	149	88	16	85	3	0	0	27

BRADLEY COUNTY	DIVISION 3									
CAPITAL	0	0	0	0	0	0	0	0	0	0
FELONY	0	0	0	0	0	0	0	0	0	0
MISDEMEANOR	0	0	0	0	0	0	0	0	0	0
VIOLATION	0	0	0	0	0	0	0	0	0	0
PROBATION REVOCATION	0	0	0	0	0	0	0	0	0	0
POST CONVICTION REMEDY	0	0	0	0	0	0	0	0	0	0
TOTALS FOR PERIOD	0	0	0	0	0	0	0	0	0	0

BRADLEY COUNTY	DIVISION 4									
CAPITAL	0	0	0	0	0	0	0	0	0	0
FELONY	0	0	0	0	0	0	0	0	0	0
MISDEMEANOR	0	0	0	0	0	0	0	0	0	0
VIOLATION	0	0	0	0	0	0	0	0	0	0
PROBATION REVOCATION	0	0	0	0	0	0	0	0	0	0
POST CONVICTION REMEDY	0	0	0	0	0	0	0	0	0	0
TOTALS FOR PERIOD	0	0	0	0	0	0	0	0	0	0

CRIMINAL CIRCUITS FROM 07/01/92 THROUGH 06/30/93

CIRCUIT AND COUNTY	CASES PENDING START	CASES FILED	CASES TERMINATED	CASES PENDING AT END ACTIVE	CASES PENDING AT END WARRANT OUTSTANDING	AGE OF ALL CASES PENDING LESS 1 YR.	1-2 YRS.	OVER 2 YRS.	% OVER 2 YRS.	CHANGE IN CASES PENDING

BRADLEY COUNTY										
CAPITAL	1	0	1	0	0	0	0	0	0	-1
FELONY	146	263	201	177	31	163	14	0	0	62
MISDEMEANOR	15	17	18	11	3	10	1	0	0	-1
VIOLATION	1	3	3	1	0	1	0	0	0	0
PROBATION REVOCATION	6	33	22	16	1	16	0	0	0	11
POST CONVICTION REMEDY	1	0	1	0	0	0	0	0	0	-1
TOTALS FOR PERIOD	170	316	246	205	35	190	15	0	0	70

CHICOT COUNTY	DIVISION 1									
CAPITAL	2	5	3	4	0	4	0	0	0	2
FELONY	118	195	122	170	21	143	26	1	1	73
MISDEMEANOR	22	38	26	34	0	30	1	3	9	12
VIOLATION	2	4	3	3	0	3	0	0	0	1
PROBATION REVOCATION	1	7	3	5	0	5	0	0	0	4
POST CONVICTION REMEDY	0	0	0	0	0	0	0	0	0	0
TOTALS FOR PERIOD	145	249	157	216	21	185	27	4	2	92

CHICOT COUNTY	DIVISION 2									
CAPITAL	2	3	2	3	0	3	0	0	0	1
FELONY	71	208	155	123	1	106	8	9	7	53
MISDEMEANOR	20	33	34	19	0	16	0	3	16	-1
VIOLATION	0	9	9	0	0	0	0	0	0	0
PROBATION REVOCATION	5	17	9	13	0	12	0	1	8	8
POST CONVICTION REMEDY	0	0	0	0	0	0	0	0	0	0
TOTALS FOR PERIOD	98	270	209	158	1	137	8	13	8	61

CHICOT COUNTY	DIVISION 3									
CAPITAL	0	0	0	0	0	0	0	0	0	0
FELONY	0	0	0	0	0	0	0	0	0	0
MISDEMEANOR	0	0	0	0	0	0	0	0	0	0
VIOLATION	0	0	0	0	0	0	0	0	0	0
PROBATION REVOCATION	0	0	0	0	0	0	0	0	0	0
POST CONVICTION REMEDY	0	0	0	0	0	0	0	0	0	0
TOTALS FOR PERIOD	0	0	0	0	0	0	0	0	0	0

CHICOT COUNTY	DIVISION 4									
CAPITAL	0	0	0	0	0	0	0	0	0	0
FELONY	0	0	0	0	0	0	0	0	0	0
MISDEMEANOR	0	0	0	0	0	0	0	0	0	0
VIOLATION	0	0	0	0	0	0	0	0	0	0
PROBATION REVOCATION	0	0	0	0	0	0	0	0	0	0
POST CONVICTION REMEDY	0	0	0	0	0	0	0	0	0	0
TOTALS FOR PERIOD	0	0	0	0	0	0	0	0	0	0

CRIMINAL CIRCUITS FROM 07/01/92 THROUGH 06/30/93

CIRCUIT AND COUNTY	CASES PENDING START	CASES FILED	CASES TERMINATED	CASES PENDING AT END ACTIVE	CASES PENDING AT END WARRANT OUTSTANDING	AGE OF ALL CASES PENDING LESS 1 YR.	1-2 YRS.	2 YRS.	% OVER 2 YRS.	CHANGE IN CASES PENDING

CHICOT COUNTY										
CAPITAL	4	8	5	7	0	7	0	0	0	3
FELONY	189	403	277	293	22	249	34	10	3	126
MISDEMEANOR	42	71	60	53	0	46	1	6	11	11
VIOLATION	2	13	12	3	0	3	0	0	0	1
PROBATION REVOCATION	6	24	12	18	0	17	0	1	6	12
POST CONVICTION REMEDY	0	0	0	0	0	0	0	0	0	0
TOTALS FOR PERIOD	243	519	366	374	22	322	35	17	5	153

DESHA COUNTY	DIVISION 1									
CAPITAL	0	0	0	0	0	0	0	0	0	0
FELONY	236	107	249	79	15	63	16	0	0	-142
MISDEMEANOR	46	87	70	63	0	52	0	11	17	17
VIOLATION	6	24	13	17	0	16	0	1	6	11
PROBATION REVOCATION	2	6	2	6	0	6	0	0	0	4
POST CONVICTION REMEDY	0	0	0	0	0	0	0	0	0	0
TOTALS FOR PERIOD	290	224	334	165	15	137	16	12	7	-110

DESHA COUNTY	DIVISION 2									
CAPITAL	1	4	1	4	0	4	0	0	0	3
FELONY	160	143	199	93	11	69	24	0	0	-56
MISDEMEANOR	42	104	94	52	0	51	1	0	0	10
VIOLATION	11	25	28	8	0	8	0	0	0	-3
PROBATION REVOCATION	3	16	12	6	1	6	0	0	0	4
POST CONVICTION REMEDY	0	0	0	0	0	0	0	0	0	0
TOTALS FOR PERIOD	217	292	334	163	12	138	25	0	0	-42

DESHA COUNTY	DIVISION 3									
CAPITAL	0	0	0	0	0	0	0	0	0	0
FELONY	0	0	0	0	0	0	0	0	0	0
MISDEMEANOR	0	0	0	0	0	0	0	0	0	0
VIOLATION	0	0	0	0	0	0	0	0	0	0
PROBATION REVOCATION	0	0	0	0	0	0	0	0	0	0
POST CONVICTION REMEDY	0	0	0	0	0	0	0	0	0	0
TOTALS FOR PERIOD	0	0	0	0	0	0	0	0	0	0

DESHA COUNTY	DIVISION 4									
CAPITAL	0	0	0	0	0	0	0	0	0	0
FELONY	0	0	0	0	0	0	0	0	0	0
MISDEMEANOR	0	0	0	0	0	0	0	0	0	0
VIOLATION	1	0	1	0	0	0	0	0	0	-1
PROBATION REVOCATION	0	0	0	0	0	0	0	0	0	0
POST CONVICTION REMEDY	0	0	0	0	0	0	0	0	0	0
TOTALS FOR PERIOD	1	0	1	0	0	0	0	0	0	-1

CRIMINAL CIRCUITS FROM 07/01/92 THROUGH 06/30/93

CIRCUIT AND COUNTY	CASES PENDING START	CASES FILED	CASES TERMINATED	CASES PENDING AT END ACTIVE	CASES PENDING AT END WARRANT OUTSTANDING	AGE OF ALL CASES LESS 1 YR.	1-2 YRS.	PENDING OVER 2 YRS.	% OVER 2 YRS.	CHANGE IN CASES PENDING

DESHA COUNTY										
CAPITAL	1	4	1	4	0	4	0	0	0	3
FELONY	396	250	448	172	26	132	40	0	0	-198
MISDEMEANOR	88	191	164	115	0	103	1	11	10	27
VIOLATION	18	49	42	25	0	24	0	1	4	7
PROBATION REVOCATION	5	22	14	12	1	12	0	0	0	8
POST CONVICTION REMEDY	0	0	0	0	0	0	0	0	0	0
TOTALS FOR PERIOD	508	516	669	328	27	275	41	12	4	-153

DREW COUNTY	DIVISION 1									
CAPITAL	0	2	0	2	0	2	0	0	0	2
FELONY	169	234	188	163	52	142	21	0	0	46
MISDEMEANOR	18	22	13	26	1	17	9	0	0	9
VIOLATION	1	2	1	2	0	2	0	0	0	1
PROBATION REVOCATION	4	8	7	5	0	5	0	0	0	1
POST CONVICTION REMEDY	0	0	0	0	0	0	0	0	0	0
TOTALS FOR PERIOD	192	268	209	198	53	168	30	0	0	59

DREW COUNTY	DIVISION 2									
CAPITAL	0	0	0	0	0	0	0	0	0	0
FELONY	69	183	126	88	38	78	10	0	0	57
MISDEMEANOR	8	22	16	14	0	10	3	1	7	6
VIOLATION	0	7	5	2	0	2	0	0	0	2
PROBATION REVOCATION	3	26	17	12	0	12	0	0	0	9
POST CONVICTION REMEDY	0	0	0	0	0	0	0	0	0	0
TOTALS FOR PERIOD	80	238	164	116	38	102	13	1	1	74

DREW COUNTY	DIVISION 3									
CAPITAL	0	0	0	0	0	0	0	0	0	0
FELONY	0	0	0	0	0	0	0	0	0	0
MISDEMEANOR	1	0	1	0	0	0	0	0	0	-1
VIOLATION	0	0	0	0	0	0	0	0	0	0
PROBATION REVOCATION	0	0	0	0	0	0	0	0	0	0
POST CONVICTION REMEDY	0	0	0	0	0	0	0	0	0	0
TOTALS FOR PERIOD	1	0	1	0	0	0	0	0	0	-1

DREW COUNTY	DIVISION 4									
CAPITAL	0	0	0	0	0	0	0	0	0	0
FELONY	0	0	0	0	0	0	0	0	0	0
MISDEMEANOR	0	0	0	0	0	0	0	0	0	0
VIOLATION	0	0	0	0	0	0	0	0	0	0
PROBATION REVOCATION	0	0	0	0	0	0	0	0	0	0
POST CONVICTION REMEDY	0	0	0	0	0	0	0	0	0	0
TOTALS FOR PERIOD	0	0	0	0	0	0	0	0	0	0

CRIMINAL CIRCUITS FROM 07/01/92 THROUGH 06/30/93

CIRCUIT AND COUNTY	CASES PENDING START	CASES FILED	CASES TERMINATED	CASES PENDING AT END ACTIVE	CASES PENDING AT END WARRANT OUTSTANDING	AGE OF ALL CASES PENDING LESS 1 YR.	1-2 YRS.	OVER 2 YRS.	% OVER 2 YRS.	CHANGE IN CASES PENDING

DREW COUNTY										
CAPITAL	0	2	0	2	0	2	0	0	0	2
FELONY	233	417	314	251	90	220	31	0	0	103
MISDEMEANOR	27	44	30	40	1	27	12	1	3	14
VIOLATION	1	9	6	4	0	4	0	0	0	3
PROBATION REVOCATION	7	34	24	17	0	17	0	0	0	10
POST CONVICTION REMEDY	0	0	0	0	0	0	0	0	0	0
TOTALS FOR PERIOD	273	506	374	314	91	270	43	1	0	132

TENTH CIRCUIT										
CAPITAL	6	18	7	17	0	17	0	0	0	11
FELONY	1303	1751	1626	1201	227	1021	161	19	2	125
MISDEMEANOR	245	420	361	298	6	252	26	20	7	59
VIOLATION	26	83	69	40	0	37	2	1	3	14
PROBATION REVOCATION	32	153	98	84	3	80	1	3	4	55
POST CONVICTION REMEDY	1	0	1	0	0	0	0	0	0	-1
TOTALS FOR PERIOD	1613	2425	2162	1640	236	1407	190	43	3	263

ELEVENTH CIRCUIT EAST										

ARKANSAS COUNTY										
CAPITAL	0	4	0	4	0	4	0	0	0	4
FELONY	530	451	393	289	299	206	61	22	8	58
MISDEMEANOR	115	96	79	85	47	60	17	8	9	17
VIOLATION	3	10	7	4	2	4	0	0	0	3
PROBATION REVOCATION	61	77	82	40	16	36	1	3	8	-5
POST CONVICTION REMEDY	3	46	32	13	4	13	0	0	0	14
TOTALS FOR PERIOD	712	684	593	435	368	323	79	33	8	91

ELEVENTH CIRCUIT EAST										
CAPITAL	0	4	0	4	0	4	0	0	0	4
FELONY	530	451	393	289	299	206	61	22	8	58
MISDEMEANOR	115	96	79	85	47	60	17	8	9	17
VIOLATION	3	10	7	4	2	4	0	0	0	3
PROBATION REVOCATION	61	77	82	40	16	36	1	3	8	-5
POST CONVICTION REMEDY	3	46	32	13	4	13	0	0	0	14
TOTALS FOR PERIOD	712	684	593	435	368	323	79	33	8	91

ELEVENTH CIRCUIT WEST										

JEFFERSON COUNTY DIVISION 1										
CAPITAL	0	1	0	1	0	1	0	0	0	1
FELONY	472	606	419	303	356	293	7	3	1	187
MISDEMEANOR	87	17	14	88	2	15	33	40	45	3
VIOLATION	24	1	9	16	0	1	12	3	19	-8
PROBATION REVOCATION	130	110	89	42	109	39	2	1	2	21
POST CONVICTION REMEDY	0	0	0	0	0	0	0	0	0	0
TOTALS FOR PERIOD	713	735	531	450	467	349	54	47	10	204

CRIMINAL CIRCUITS FROM 07/01/92 THROUGH 06/30/93

CIRCUIT AND COUNTY	CASES PENDING START	CASES FILED	CASES TERMINATED	CASES PENDING ACTIVE	CASES PENDING AT END WARRANT OUTSTANDING	AGE OF ALL CASES LESS 1 YR.	1-2 YRS.	CASES PENDING OVER 2 YRS.	% OVER 2 YRS.	CHANGE IN CASES PENDING

JEFFERSON COUNTY	DIVISION 2									
CAPITAL	3	4	6	1	0	1	0	0	0	-2
FELONY	488	514	509	194	299	190	3	1	1	5
MISDEMEANOR VIOLATION	79	62	67	72	2	44	22	6	8	-5
PROBATION REVOCATION	15	13	14	14	0	10	2	2	14	-1
POST CONVICTION REMEDY	166	78	76	14	154	10	4	0	0	2
TOTALS FOR PERIOD	0	0	0	0	0	0	0	0	0	0
TOTALS FOR PERIOD	751	671	672	295	455	255	31	9	3	-1

JEFFERSON COUNTY	DIVISION 3									
CAPITAL	0	4	1	0	3	0	0	0	0	3
FELONY	278	265	248	79	216	67	6	6	8	17
MISDEMEANOR VIOLATION	38	41	47	31	1	26	1	4	13	-6
PROBATION REVOCATION	3	5	5	3	0	3	0	0	0	0
POST CONVICTION REMEDY	38	81	57	31	31	26	3	2	6	24
TOTALS FOR PERIOD	13	13	6	20	0	9	5	6	30	7
TOTALS FOR PERIOD	370	409	364	164	251	131	15	18	11	45

JEFFERSON COUNTY	DIVISION 4									
CAPITAL	0	0	0	0	0	0	0	0	0	0
FELONY	0	2	1	1	0	1	0	0	0	1
MISDEMEANOR VIOLATION	0	0	0	0	0	0	0	0	0	0
PROBATION REVOCATION	0	0	0	0	0	0	0	0	0	0
POST CONVICTION REMEDY	0	0	0	0	0	0	0	0	0	0
TOTALS FOR PERIOD	0	2	1	1	0	1	0	0	0	1

JEFFERSON COUNTY										
CAPITAL	3	9	7	2	3	2	0	0	0	2
FELONY	1238	1387	1177	577	371	551	16	10	2	210
MISDEMEANOR VIOLATION	204	120	128	191	5	85	56	50	26	-8
PROBATION REVOCATION	42	19	28	33	0	14	14	5	15	-9
POST CONVICTION REMEDY	334	269	222	57	294	75	9	3	3	47
TOTALS FOR PERIOD	13	13	6	20	0	9	5	6	30	7
TOTALS FOR PERIOD	1834	1817	1568	910	1173	736	100	74	8	249

LINCOLN COUNTY	DIVISION 1									
CAPITAL	0	0	0	0	0	0	0	0	0	0
FELONY	30	82	32	51	29	50	1	0	0	50
MISDEMEANOR VIOLATION	3	11	8	6	0	5	1	0	0	3
PROBATION REVOCATION	1	3	2	2	0	2	0	0	0	1
POST CONVICTION REMEDY	13	11	8	3	13	3	0	0	0	3
TOTALS FOR PERIOD	0	0	0	0	0	0	0	0	0	0
TOTALS FOR PERIOD	47	107	50	62	42	60	2	0	0	57

CRIMINAL CIRCUITS FROM 07/01/92 THROUGH 06/30/93

CIRCUIT AND COUNTY	CASES PENDING START	CASES FILED	CASES TERMINATED	CASES PENDING AT END ACTIVE	CASES PENDING AT END WARRANT OUTSTANDING	AGE OF ALL CASES PENDING LESS 1 YR.	1-2 YRS.	OVER 2 YRS.	% OVER 2 YRS.	CHANGE IN CASES PENDING

LINCOLN COUNTY	DIVISION 2									
CAPITAL	0	0	0	0	0	0	0	0	0	0
FELONY	17	25	17	15	10	15	0	0	0	8
MISDEMEANOR	9	12	18	2	1	1	1	0	0	-6
VIOLATION	2	1	1	2	0	1	1	0	0	0
PROBATION REVOCATION	3	1	0	0	9	0	0	0	0	1
POST CONVICTION REMEDY	0	0	0	0	0	0	0	0	0	0
TOTALS FOR PERIOD	36	39	36	19	20	17	2	0	0	3

LINCOLN COUNTY	DIVISION 3									
CAPITAL	1	2	2	1	0	1	0	0	0	0
FELONY	11	21	14	4	14	1	1	2	50	7
MISDEMEANOR	15	9	9	15	1	1	13	1	7	0
VIOLATION	3	1	1	3	0	0	2	1	33	0
PROBATION REVOCATION	0	0	0	0	0	0	0	0	0	0
POST CONVICTION REMEDY	0	3	1	2	0	0	2	0	0	2
TOTALS FOR PERIOD	31	36	27	25	15	3	18	4	16	9

LINCOLN COUNTY	DIVISION 4									
CAPITAL	0	0	0	0	0	0	0	0	0	0
FELONY	0	4	0	4	0	4	0	0	0	4
MISDEMEANOR	0	0	0	0	0	0	0	0	0	0
VIOLATION	0	0	0	0	0	0	0	0	0	0
PROBATION REVOCATION	0	0	0	0	0	0	0	0	0	0
POST CONVICTION REMEDY	0	0	0	0	0	0	0	0	0	0
TOTALS FOR PERIOD	0	4	0	4	0	4	0	0	0	4

LINCOLN COUNTY										
CAPITAL	1	2	2	1	0	1	0	0	0	0
FELONY	58	132	63	74	53	70	2	2	3	69
MISDEMEANOR	28	32	35	23	2	7	15	1	4	-3
VIOLATION	6	5	4	7	0	3	3	1	14	1
PROBATION REVOCATION	21	12	8	3	22	3	0	0	0	4
POST CONVICTION REMEDY	0	3	1	2	0	0	2	0	0	2
TOTALS FOR PERIOD	114	186	113	110	77	84	22	4	4	73

ELEVENTH CIRCUIT WEST										
CAPITAL	4	11	9	3	3	3	0	0	0	2
FELONY	1296	1519	1240	651	924	621	18	12	2	279
MISDEMEANOR	232	152	163	214	7	92	71	51	24	-11
VIOLATION	48	24	32	40	0	17	17	6	15	-8
PROBATION REVOCATION	355	281	230	90	316	78	9	3	3	51
POST CONVICTION REMEDY	13	16	7	22	0	9	7	6	27	9
TOTALS FOR PERIOD	1948	2003	1681	1020	1250	820	122	78	8	322

CRIMINAL CIRCUITS FROM 07/01/92 THROUGH 06/30/93

CIRCUIT AND COUNTY	CASES PENDING START	CASES FILED	CASES TERMINATED	CASES PENDING AT END ACTIVE	CASES PENDING AT END WARRANT OUTSTANDING	AGE OF ALL LESS 1 YR.	CASES PENDING 1-2 YRS.	CASES PENDING OVER 2 YRS.	% OVER 2 YRS.	CHANGE IN CASES PENDING

TWELFTH CIRCUIT										

CRAWFORD COUNTY	DIVISION 1									
CAPITAL	1	0	0	0	1	0	0	0	0	0
FELONY	570	232	645	93	64	68	12	13	14	-413
MISDEMEANOR	80	38	89	29	0	22	6	1	3	-51
VIOLATION	12	6	14	4	0	2	2	0	0	-8
PROBATION REVOCATION	244	46	148	31	111	17	10	4	13	-102
POST CONVICTION REMEDY	0	0	0	0	0	0	0	0	0	0
TOTALS FOR PERIOD	907	322	896	157	176	109	30	18	11	-574

CRAWFORD COUNTY	DIVISION 2									
CAPITAL	0	0	0	0	0	0	0	0	0	0
FELONY	1	231	159	69	4	69	0	0	0	72
MISDEMEANOR	0	31	13	18	0	18	0	0	0	18
VIOLATION	0	8	2	6	0	6	0	0	0	6
PROBATION REVOCATION	6	43	29	12	8	10	1	1	8	14
POST CONVICTION REMEDY	0	0	0	0	0	0	0	0	0	0
TOTALS FOR PERIOD	7	313	203	105	12	103	1	1	1	110

CRAWFORD COUNTY	DIVISION 3									
CAPITAL	0	0	0	0	0	0	0	0	0	0
FELONY	0	227	143	78	6	78	0	0	0	84
MISDEMEANOR	0	45	34	11	0	11	0	0	0	11
VIOLATION	0	7	6	1	0	1	0	0	0	1
PROBATION REVOCATION	2	53	28	20	7	18	2	0	0	25
POST CONVICTION REMEDY	0	0	0	0	0	0	0	0	0	0
TOTALS FOR PERIOD	2	332	211	110	13	108	2	0	0	121

CRAWFORD COUNTY	DIVISION 4									
CAPITAL	0	0	0	0	0	0	0	0	0	0
FELONY	0	0	0	0	0	0	0	0	0	0
MISDEMEANOR	0	0	0	0	0	0	0	0	0	0
VIOLATION	0	0	0	0	0	0	0	0	0	0
PROBATION REVOCATION	1	0	0	1	0	0	1	0	0	0
POST CONVICTION REMEDY	0	0	0	0	0	0	0	0	0	0
TOTALS FOR PERIOD	1	0	0	1	0	0	1	0	0	0

CRAWFORD COUNTY	DIVISION 5									
CAPITAL	1	0	0	0	1	0	0	0	0	0
FELONY	571	690	947	240	74	215	12	13	5	-257
MISDEMEANOR	80	114	136	58	0	51	6	1	2	-22
VIOLATION	12	21	22	11	0	9	2	0	0	-1
PROBATION REVOCATION	253	142	205	64	126	45	14	5	8	-63
POST CONVICTION REMEDY	0	0	0	0	0	0	0	0	0	0
TOTALS FOR PERIOD	917	967	1310	373	201	320	34	19	5	-343

CRIMINAL CIRCUITS FROM 07/01/92 THROUGH 06/30/93

CIRCUIT AND COUNTY	CASES PENDING START	CASES FILED	CASES TERMINATED	CASES PENDING AT END ACTIVE	CASES PENDING AT END WARRANT OUTSTANDING	AGE OF ALL CASES PENDING LESS 1 YR.	1-2 YRS.	OVER 2 YRS.	% OVER 2 YRS.	CHANGE IN CASES PENDING

SEBASTIAN COUNTY	DIVISION 1									
CAPITAL	0	2	2	0	0	0	0	0	0	0
FELONY	128	575	485	165	53	158	2	5	3	90
MISDEMEANOR	22	93	82	33	0	31	0	2	6	11
VIOLATION	1	6	6	1	0	1	0	0	0	0
PROBATION REVOCATION	185	280	307	141	17	98	33	10	7	-27
POST CONVICTION REMEDY	2	3	2	3	0	1	1	1	33	1
TOTALS FOR PERIOD	338	959	884	343	70	289	36	18	5	75

SEBASTIAN COUNTY	DIVISION 2									
CAPITAL	1	1	2	0	0	0	0	0	0	-1
FELONY	306	546	637	190	25	171	17	2	1	-91
MISDEMEANOR	73	72	114	30	1	29	1	0	0	-42
VIOLATION	7	7	9	5	0	5	0	0	0	-2
PROBATION REVOCATION	289	257	248	169	129	116	39	14	8	9
POST CONVICTION REMEDY	1	3	3	1	0	0	1	0	0	0
TOTALS FOR PERIOD	677	886	1013	395	155	321	58	16	4	-127

SEBASTIAN COUNTY	DIVISION 3									
CAPITAL	3	0	3	0	0	0	0	0	0	-3
FELONY	358	552	713	160	37	141	17	2	1	-161
MISDEMEANOR	71	113	128	55	1	51	4	0	0	-15
VIOLATION	7	12	12	7	0	7	0	0	0	0
PROBATION REVOCATION	120	282	250	145	7	118	22	5	3	32
POST CONVICTION REMEDY	2	9	9	2	0	0	2	0	0	0
TOTALS FOR PERIOD	561	968	1115	369	45	317	45	7	2	-147

SEBASTIAN COUNTY	DIVISION 4									
CAPITAL	0	0	0	0	0	0	0	0	0	0
FELONY	0	0	0	0	0	0	0	0	0	0
MISDEMEANOR	0	0	0	0	0	0	0	0	0	0
VIOLATION	0	1	1	0	0	0	0	0	0	0
PROBATION REVOCATION	0	0	0	0	0	0	0	0	0	0
POST CONVICTION REMEDY	0	0	0	0	0	0	0	0	0	0
TOTALS FOR PERIOD	0	1	1	0	0	0	0	0	0	0

SEBASTIAN COUNTY	DIVISION 5									
CAPITAL	4	3	7	0	0	0	0	0	0	-4
FELONY	792	1673	1835	515	115	470	36	9	2	-162
MISDEMEANOR	166	278	324	118	2	111	5	2	2	-46
VIOLATION	15	26	28	13	0	13	0	0	0	-2
PROBATION REVOCATION	594	819	805	455	153	332	94	29	6	14
POST CONVICTION REMEDY	5	15	14	6	0	1	4	1	17	1
TOTALS FOR PERIOD	1576	2814	3013	1107	270	927	139	41	4	-199

CRIMINAL CIRCUITS FROM 07/01/92 THROUGH 06/30/93

CIRCUIT AND COUNTY	CASES PENDING START	CASES FILED	CASES TERMINATED	CASES PENDING AT END ACTIVE	WARRANT OUTSTANDING	AGE OF ALL LESS 1 YR.	CASES PENDING 1-2 YRS.	OVER 2 YRS.	% OVER 2 YRS.	CHANGE IN CASES PENDING

TWELFTH CIRCUIT										
CAPITAL	5	3	7	0	1	0	0	0	0	-4
FELONY	1363	2363	2782	755	189	685	48	22	3	-419
MISDEMEANOR	246	392	460	176	2	162	11	3	2	-68
VIOLATION	27	47	50	24	0	22	2	0	0	-3
PROBATION REVOCATION	847	961	1010	519	279	377	108	34	7	-49
POST CONVICTION REMEDY	5	15	14	6	0	1	4	1	17	1
TOTALS FOR PERIOD	2493	3781	4323	1480	471	1247	173	60	4	-542

THIRTEENTH CIRCUIT										

CALHOUN COUNTY										
CAPITAL	1	1	0	2	0	1	0	1	50	1
FELONY	13	56	52	17	0	15	0	2	12	4
MISDEMEANOR	3	4	4	3	0	2	1	0	0	0
VIOLATION	0	0	0	0	0	0	0	0	0	0
PROBATION REVOCATION	0	3	0	3	0	3	0	0	0	3
POST CONVICTION REMEDY	0	0	0	0	0	0	0	0	0	0
TOTALS FOR PERIOD	17	64	56	25	0	21	1	3	12	8

CLEVELAND COUNTY										
CAPITAL	0	0	0	0	0	0	0	0	0	0
FELONY	20	71	59	28	4	28	0	0	0	12
MISDEMEANOR	4	26	9	21	0	21	0	0	0	17
VIOLATION	0	0	0	0	0	0	0	0	0	0
PROBATION REVOCATION	0	2	2	0	0	0	0	0	0	0
POST CONVICTION REMEDY	0	0	0	0	0	0	0	0	0	0
TOTALS FOR PERIOD	24	99	70	49	4	49	0	0	0	29

COLUMBIA COUNTY										
CAPITAL	1	0	1	0	0	0	0	0	0	-1
FELONY	126	370	314	171	11	164	7	0	0	56
MISDEMEANOR	11	15	13	13	0	11	2	0	0	2
VIOLATION	1	1	1	1	0	1	0	0	0	0
PROBATION REVOCATION	10	68	44	33	1	28	5	0	0	24
POST CONVICTION REMEDY	0	0	0	0	0	0	0	0	0	0
TOTALS FOR PERIOD	149	454	373	218	12	204	14	0	0	81

DALLAS COUNTY										
CAPITAL	3	2	3	1	1	1	0	0	0	-1
FELONY	102	128	153	70	7	60	8	2	3	-25
MISDEMEANOR	8	9	7	10	0	7	3	0	0	2
VIOLATION	1	0	1	0	0	0	0	0	0	-1
PROBATION REVOCATION	1	13	12	0	2	0	0	0	0	1
POST CONVICTION REMEDY	0	0	0	0	0	0	0	0	0	0
TOTALS FOR PERIOD	115	152	176	81	10	68	11	2	2	-24

CRIMINAL CIRCUITS FROM 07/01/92 THROUGH 06/30/93

CIRCUIT AND COUNTY	CASES PENDING START	CASES FILED	CASES TERMINATED	CASES PENDING AT END ACTIVE	CASES PENDING AT END WARRANT OUTSTANDING	AGE OF ALL CASES LESS 1 YR.	PENDING 1-2 YRS.	PENDING OVER 2 YRS.	% OVER 2 YRS.	CHANGE IN CASES PENDING

QUACHITA COUNTY										
CAPITAL	0	2	0	2	0	2	0	0	0	2
FELONY	135	432	441	124	2	120	4	0	0	-9
MISDEMEANOR	9	16	22	3	0	3	0	0	0	-6
VIOLATION	1	1	2	0	0	0	0	0	0	-1
PROBATION REVOCATION	13	54	53	13	1	13	0	0	0	1
POST CONVICTION REMEDY	5	6	6	5	0	4	0	1	20	0
TOTALS FOR PERIOD	163	511	524	147	3	142	4	1	1	-13

UNION COUNTY										
CAPITAL	3	9	5	7	0	6	1	0	0	4
FELONY	448	906	781	560	13	548	9	3	1	125
MISDEMEANOR	136	119	176	78	1	70	7	1	1	-57
VIOLATION	15	8	16	7	0	6	0	1	14	-8
PROBATION REVOCATION	49	37	59	26	1	17	8	1	4	-22
POST CONVICTION REMEDY	0	0	0	0	0	0	0	0	0	0
TOTALS FOR PERIOD	651	1079	1037	678	15	647	25	6	1	42

THIRTEENTH CIRCUIT										
CAPITAL	8	14	9	12	1	10	1	1	8	5
FELONY	844	1963	1800	970	37	935	28	7	1	163
MISDEMEANOR	171	189	231	128	1	114	13	1	1	-42
VIOLATION	18	10	20	8	0	7	0	1	13	-10
PROBATION REVOCATION	73	177	170	75	5	61	13	1	1	7
POST CONVICTION REMEDY	5	6	6	5	0	4	0	1	20	0
TOTALS FOR PERIOD	1119	2359	2236	1198	44	1131	55	12	1	123

FOURTEENTH CIRCUIT										

BAXTER COUNTY										
CAPITAL	0	1	0	1	0	1	0	0	0	1
FELONY	155	241	295	88	13	87	0	1	1	-54
MISDEMEANOR	27	73	70	28	2	27	1	0	0	3
VIOLATION	2	7	9	0	0	0	0	0	0	-2
PROBATION REVOCATION	6	31	29	7	1	6	1	0	0	2
POST CONVICTION REMEDY	1	2	0	3	0	2	0	1	33	2
TOTALS FOR PERIOD	191	355	403	127	16	123	2	2	2	-48

BOONE COUNTY										
CAPITAL	1	0	1	0	0	0	0	0	0	-1
FELONY	130	458	405	144	39	140	3	1	1	53
MISDEMEANOR	25	227	190	53	9	53	0	0	0	37
VIOLATION	3	32	26	7	2	7	0	0	0	6
PROBATION REVOCATION	14	28	28	13	1	12	1	0	0	0
POST CONVICTION REMEDY	1	2	2	1	0	0	0	1	100	0
TOTALS FOR PERIOD	174	747	652	218	51	212	4	2	1	95

CRIMINAL CIRCUITS FROM 07/01/92 THROUGH 06/30/93

CIRCUIT AND COUNTY	CASES PENDING START	CASES FILED	CASES TERMINATED	CASES PENDING AT END ACTIVE	CASES PENDING AT END WARRANT OUTSTANDING	AGE OF ALL CASES LESS 1 YR.	1-2 YRS.	PENDING OVER 2 YRS.	% OVER 2 YRS.	CHANGE IN CASES PENDING

MARION COUNTY										
CAPITAL	0	0	0	0	0	0	0	0	0	0
FELONY	90	123	171	34	8	28	3	3	9	-48
MISDEMEANOR	9	40	36	13	0	13	0	0	0	4
VIOLATION	1	4	3	2	0	2	0	0	0	1
PROBATION REVOCATION	6	28	19	9	6	7	1	1	11	9
POST CONVICTION REMEDY	0	4	3	1	0	1	0	0	0	1
TOTALS FOR PERIOD	106	199	232	59	14	51	4	4	7	-33

NEWTON COUNTY										
CAPITAL	0	0	0	0	0	0	0	0	0	0
FELONY	48	60	74	24	10	23	1	0	0	-14
MISDEMEANOR	8	19	16	11	0	9	2	0	0	3
VIOLATION	0	1	1	0	0	0	0	0	0	0
PROBATION REVOCATION	1	0	1	0	0	0	0	0	0	-1
POST CONVICTION REMEDY	0	0	0	0	0	0	0	0	0	0
TOTALS FOR PERIOD	57	80	92	35	10	32	3	0	0	-12

FOURTEENTH CIRCUIT										
CAPITAL	1	1	1	1	0	1	0	0	0	0
FELONY	423	882	945	290	70	278	7	5	2	-63
MISDEMEANOR	69	359	312	105	11	102	3	0	0	47
VIOLATION	6	44	39	9	2	9	0	0	0	5
PROBATION REVOCATION	27	87	77	29	8	25	3	1	3	10
POST CONVICTION REMEDY	2	8	5	5	0	3	0	2	40	3
TOTALS FOR PERIOD	528	1381	1379	439	91	418	13	8	2	2

FIFTEENTH CIRCUIT										

CONWAY COUNTY										
CAPITAL	0	1	1	0	0	0	0	0	0	0
FELONY	172	232	275	124	5	103	15	6	5	-43
MISDEMEANOR	21	34	33	22	0	20	2	0	0	1
VIOLATION	0	3	2	1	0	1	0	0	0	1
PROBATION REVOCATION	0	4	4	0	0	0	0	0	0	0
POST CONVICTION REMEDY	0	0	0	0	0	0	0	0	0	0
TOTALS FOR PERIOD	193	274	315	147	5	124	17	6	4	-41

LOGAN COUNTY										
CAPITAL	0	0	0	0	0	0	0	0	0	0
FELONY	169	423	371	213	8	201	10	2	1	52
MISDEMEANOR	92	67	130	27	2	24	3	0	0	-63
VIOLATION	26	18	42	1	1	1	0	0	0	-24
PROBATION REVOCATION	6	2	4	3	1	0	3	0	0	-2
POST CONVICTION REMEDY	0	0	0	0	0	0	0	0	0	0
TOTALS FOR PERIOD	293	510	547	244	12	226	16	2	1	-37

CRIMINAL CIRCUITS FROM 07/01/92 THROUGH 06/30/93

CIRCUIT AND COUNTY	CASES PENDING START	CASES FILED	CASES TERMINATED	CASES ACTIVE	CASES PENDING AT END WARRANT OUTSTANDING	AGE OF ALL CASES LESS 1 YR.	PENDING 1-2 YRS.	PENDING OVER 2 YRS.	% OVER 2 YRS.	CHANGE IN CASES PENDING

SCOTT COUNTY										
CAPITAL	2	0	2	0	0	0	0	0	0	-2
FELONY	85	80	93	50	22	44	0	6	12	-13
MISDEMEANOR	17	19	23	10	3	10	0	0	0	-4
VIOLATION	3	2	4	1	0	1	0	0	0	-2
PROBATION REVOCATION	1	0	0	1	0	0	1	0	0	0
POST CONVICTION REMEDY	1	0	0	1	0	0	1	0	0	0
TOTALS FOR PERIOD	109	101	122	63	25	55	2	6	10	-21

YELL COUNTY										
CAPITAL	0	0	0	0	0	0	0	0	0	0
FELONY	188	194	245	97	40	80	9	8	8	-51
MISDEMEANOR	39	67	61	44	1	38	5	1	2	6
VIOLATION	3	17	9	11	0	10	1	0	0	8
PROBATION REVOCATION	0	4	0	4	0	0	3	1	25	4
POST CONVICTION REMEDY	1	0	0	1	0	0	0	1	100	0
TOTALS FOR PERIOD	231	282	315	157	41	128	18	11	7	-33

FIFTEENTH CIRCUIT										
CAPITAL	2	1	3	0	0	0	0	0	0	-2
FELONY	614	929	984	484	75	428	34	22	5	-55
MISDEMEANOR	169	187	247	103	6	92	10	1	1	-60
VIOLATION	32	40	57	14	1	13	1	0	0	-17
PROBATION REVOCATION	7	10	3	8	1	0	7	1	13	2
POST CONVICTION REMEDY	2	0	0	2	0	0	1	1	50	0
TOTALS FOR PERIOD	826	1167	1299	611	83	533	53	25	4	-132

SIXTEENTH CIRCUIT										

CLEBURNE COUNTY										
CAPITAL	0	0	0	0	0	0	0	0	0	0
FELONY	224	237	258	64	139	54	9	1	2	-21
MISDEMEANOR	52	37	45	22	22	21	1	0	0	-8
VIOLATION	3	4	4	2	1	2	0	0	0	0
PROBATION REVOCATION	34	29	34	10	19	9	0	1	10	-5
POST CONVICTION REMEDY	0	0	0	0	0	0	0	0	0	0
TOTALS FOR PERIOD	313	307	341	98	181	86	10	2	2	-34

FULTON COUNTY										
CAPITAL	0	0	0	0	0	0	0	0	0	0
FELONY	81	107	84	65	39	44	20	1	2	23
MISDEMEANOR	3	12	7	3	5	3	0	0	0	5
VIOLATION	0	0	0	0	0	0	0	0	0	0
PROBATION REVOCATION	4	5	4	5	0	2	3	0	0	1
POST CONVICTION REMEDY	0	0	0	0	0	0	0	0	0	0
TOTALS FOR PERIOD	88	124	95	73	44	49	23	1	1	29

CRIMINAL CIRCUITS FROM 07/01/92 THROUGH 06/30/93

CIRCUIT AND COUNTY	CASES PENDING START	CASES FILED	CASES TERMINATED	CASES PENDING AT END ACTIVE	CASES PENDING AT END WARRANT OUTSTANDING	AGE OF ALL CASES PENDING LESS 1 YR.	1-2 YRS.	OVER 2 YRS.	% OVER 2 YRS.	CHANGE IN CASES PENDING

INDEPENDENCE COUNTY										
CAPITAL	1	0	1	0	0	0	0	0	0	-1
FELONY	421	530	396	237	318	190	44	3	1	134
MISDEMEANOR VIOLATION	34	75	71	31	7	28	3	0	0	4
PROBATION REVOCATION	2	10	8	4	0	4	0	0	0	2
POST CONVICTION REMEDY	21	25	6	19	21	19	0	0	0	19
TOTALS FOR PERIOD	479	640	482	291	346	241	47	3	1	158

IZARD COUNTY										
CAPITAL	0	0	0	0	0	0	0	0	0	0
FELONY	90	54	54	40	50	35	5	0	0	0
MISDEMEANOR VIOLATION	18	29	16	27	4	27	0	0	0	13
PROBATION REVOCATION	1	4	1	3	1	3	0	0	0	3
POST CONVICTION REMEDY	3	1	1	3	0	1	2	0	0	0
TOTALS FOR PERIOD	112	89	73	73	55	66	7	0	0	16

STONE COUNTY										
CAPITAL	0	0	0	0	0	0	0	0	0	0
FELONY	131	95	77	82	67	61	21	0	0	18
MISDEMEANOR VIOLATION	13	90	19	82	2	80	1	1	1	71
PROBATION REVOCATION	1	0	0	1	0	0	0	1	100	0
POST CONVICTION REMEDY	7	3	3	1	6	1	0	0	0	0
TOTALS FOR PERIOD	152	189	100	166	75	142	22	2	1	89

SIXTEENTH CIRCUIT										
CAPITAL	1	0	1	0	0	0	0	0	0	-1
FELONY	947	1023	869	488	613	384	99	5	1	154
MISDEMEANOR VIOLATION	120	243	158	165	40	159	5	1	1	85
PROBATION REVOCATION	7	18	13	10	2	9	0	1	10	5
POST CONVICTION REMEDY	69	63	48	38	46	32	5	1	3	15
TOTALS FOR PERIOD	1144	1349	1091	701	701	584	109	8	1	258

SEVENTEENTH CIRCUIT EAST										

PRAIRIE COUNTY DIVISION 1										
CAPITAL	0	0	0	0	0	0	0	0	0	0
FELONY	49	89	80	58	0	53	3	2	3	9
MISDEMEANOR VIOLATION	3	23	13	13	0	13	0	0	0	10
PROBATION REVOCATION	0	2	1	1	0	1	0	0	0	1
POST CONVICTION REMEDY	0	5	3	2	0	2	0	0	0	2
TOTALS FOR PERIOD	52	119	97	74	0	69	3	2	3	22

CRIMINAL CIRCUITS FROM 07/01/92 THROUGH 06/30/93

CIRCUIT AND COUNTY	CASES PENDING START	CASES FILED	CASES TERMINATED	CASES PENDING AT END ACTIVE	CASES PENDING AT END WARRANT OUTSTANDING	AGE OF ALL CASES PENDING LESS 1 YR.	1-2 YRS.	OVER 2 YRS.	% OVER 2 YRS.	CHANGE IN CASES PENDING

PRAIRIE COUNTY	DIVISION 2									
CAPITAL	0	0	0	0	0	0	0	0	0	0
FELONY	0	0	0	0	0	0	0	0	0	0
MISDEMEANOR	0	0	0	0	0	0	0	0	0	0
VIOLATION	0	0	0	0	0	0	0	0	0	0
PROBATION REVOCATION	0	0	0	0	0	0	0	0	0	0
POST CONVICTION REMEDY	0	0	0	0	0	0	0	0	0	0
TOTALS FOR PERIOD	0	0	0	0	0	0	0	0	0	0

PRAIRIE COUNTY	DIVISION 1									
CAPITAL	0	0	0	0	0	0	0	0	0	0
FELONY	49	89	90	58	0	53	3	2	3	9
MISDEMEANOR	3	23	13	13	0	13	0	0	0	10
VIOLATION	0	2	1	1	0	1	0	0	0	1
PROBATION REVOCATION	0	5	3	2	0	2	0	0	0	2
POST CONVICTION REMEDY	0	0	0	0	0	0	0	0	0	0
TOTALS FOR PERIOD	52	119	97	74	0	69	3	2	3	22

WHITE COUNTY	DIVISION 1									
CAPITAL	0	0	0	0	0	0	0	0	0	0
FELONY	0	3	0	3	0	3	0	0	0	3
MISDEMEANOR	19	81	73	27	0	27	0	0	0	8
VIOLATION	4	19	13	10	0	10	0	0	0	6
PROBATION REVOCATION	0	1	0	1	0	1	0	0	0	1
POST CONVICTION REMEDY	1	0	0	1	0	0	1	0	0	0
TOTALS FOR PERIOD	24	104	86	42	0	41	1	0	0	18

WHITE COUNTY	DIVISION 2									
CAPITAL	0	0	0	0	0	0	0	0	0	0
FELONY	162	682	586	232	26	225	3	4	2	96
MISDEMEANOR	28	74	68	29	5	29	0	0	0	6
VIOLATION	1	6	3	4	0	4	0	0	0	3
PROBATION REVOCATION	37	98	67	19	49	17	0	2	11	31
POST CONVICTION REMEDY	0	11	11	0	0	0	0	0	0	0
TOTALS FOR PERIOD	228	871	735	284	80	275	3	6	2	136

WHITE COUNTY	DIVISION 2									
CAPITAL	0	0	0	0	0	0	0	0	0	0
FELONY	162	685	586	235	26	228	3	4	2	99
MISDEMEANOR	47	155	141	56	5	56	0	0	0	14
VIOLATION	5	25	16	14	0	14	0	0	0	9
PROBATION REVOCATION	37	99	67	20	49	18	0	2	10	32
POST CONVICTION REMEDY	1	11	11	1	0	0	1	0	0	0
TOTALS FOR PERIOD	252	975	821	326	80	316	4	6	2	154

CRIMINAL CIRCUITS FROM 07/01/92 THROUGH 06/30/93

CIRCUIT AND COUNTY	CASES PENDING START	CASES FILED	CASES TERMINATED	CASES PENDING AT END ACTIVE	CASES PENDING AT END WARRANT OUTSTANDING	AGE OF ALL CASES PENDING LESS 1 YR.	1-2 YRS.	OVER 2 YRS.	% OVER 2 YRS.	CHANGE IN CASES PENDING

SEVENTEENTH CIRCUIT EAST										
CAPITAL	0	0	0	0	0	0	0	0	0	0
FELONY	211	774	666	293	26	281	6	6	2	108
MISDEMEANOR	50	178	154	69	5	69	0	0	0	24
VIOLATION	5	27	17	15	0	15	0	0	0	10
PROBATION REVOCATION	37	104	70	22	49	20	0	2	9	34
POST CONVICTION REMEDY	1	11	11	1	0	0	1	0	0	0
TOTALS FOR PERIOD	304	1094	918	400	80	385	7	8	2	176

SEVENTEENTH CIRCUIT WEST										

LONOKE COUNTY										
CAPITAL	0	0	0	0	0	0	0	0	0	0
FELONY	182	347	292	161	76	135	25	1	1	55
MISDEMEANOR	35	38	37	34	2	24	3	7	21	1
VIOLATION	2	4	3	3	0	2	1	0	0	1
PROBATION REVOCATION	18	47	41	21	3	10	5	6	29	6
POST CONVICTION REMEDY	0	0	0	0	0	0	0	0	0	0
TOTALS FOR PERIOD	237	436	373	219	81	171	34	14	6	63

SEVENTEENTH CIRCUIT WEST										
CAPITAL	0	0	0	0	0	0	0	0	0	0
FELONY	182	347	292	161	76	135	25	1	1	55
MISDEMEANOR	35	38	37	34	2	24	3	7	21	1
VIOLATION	2	4	3	3	0	2	1	0	0	1
PROBATION REVOCATION	18	47	41	21	3	10	5	6	29	6
POST CONVICTION REMEDY	0	0	0	0	0	0	0	0	0	0
TOTALS FOR PERIOD	237	436	373	219	81	171	34	14	6	63

EIGHTEENTH CIRCUIT EAST										

GARLAND COUNTY DIVISION 1										
CAPITAL	1	3	0	3	1	3	0	0	0	3
FELONY	304	552	506	146	204	137	4	5	3	46
MISDEMEANOR	11	20	19	10	2	9	1	0	0	1
VIOLATION	2	4	4	2	0	2	0	0	0	0
PROBATION REVOCATION	68	66	57	26	51	14	9	3	12	0
POST CONVICTION REMEDY	0	0	0	0	0	0	0	0	0	0
TOTALS FOR PERIOD	386	645	586	187	258	165	14	8	4	59

CRIMINAL CIRCUITS FROM 07/01/92 THROUGH 06/30/93

CIRCUIT AND COUNTY	CASES PENDING START	CASES FILED	CASES TERMINATED	CASES PENDING AT END ACTIVE	CASES PENDING AT END WARRANT OUTSTANDING	AGE OF ALL CASES PENDING LESS 1 YR.	1-2 YRS.	OVER 2 YRS.	% OVER 2 YRS.	CHANGE IN CASES PENDING

GARLAND COUNTY	DIVISION 2									
CAPITAL	2	1	2	1	0	1	0	0	0	-1
FELONY	179	282	242	118	101	104	9	5	4	40
MISDEMEANOR	10	7	14	3	0	2	1	0	0	-7
VIOLATION	0	4	3	1	0	1	0	0	0	1
PROBATION REVOCATION	23	31	24	6	24	6	0	0	0	7
POST CONVICTION REMEDY	1	0	0	1	0	0	0	1	100	0
TOTALS FOR PERIOD	215	325	285	130	125	114	10	6	5	40

GARLAND COUNTY	DIVISION 3									
CAPITAL	0	0	0	0	0	0	0	0	0	0
FELONY	0	0	0	0	0	0	0	0	0	0
MISDEMEANOR	0	0	0	0	0	0	0	0	0	0
VIOLATION	0	0	0	0	0	0	0	0	0	0
PROBATION REVOCATION	0	0	0	0	0	0	0	0	0	0
POST CONVICTION REMEDY	0	0	0	0	0	0	0	0	0	0
TOTALS FOR PERIOD	0	0	0	0	0	0	0	0	0	0

GARLAND COUNTY	DIVISION 4									
CAPITAL	3	4	2	4	1	4	0	0	0	2
FELONY	483	834	748	264	305	241	13	10	4	36
MISDEMEANOR	21	27	33	13	2	11	2	0	0	-6
VIOLATION	2	8	7	3	0	3	0	0	0	1
PROBATION REVOCATION	91	97	81	32	75	20	9	3	9	16
POST CONVICTION REMEDY	1	0	0	1	0	0	0	1	100	0
TOTALS FOR PERIOD	601	970	871	317	383	279	24	14	4	99

EIGHTEENTH CIRCUIT EAST	DIVISION 5									
CAPITAL	3	4	2	4	1	4	0	0	0	2
FELONY	483	834	748	264	305	241	13	10	4	36
MISDEMEANOR	21	27	33	13	2	11	2	0	0	-6
VIOLATION	2	8	7	3	0	3	0	0	0	1
PROBATION REVOCATION	91	97	81	32	75	20	9	3	9	16
POST CONVICTION REMEDY	1	0	0	1	0	0	0	1	100	0
TOTALS FOR PERIOD	601	970	871	317	383	279	24	14	4	99

EIGHTEENTH CIRCUIT WEST	DIVISION 6									

MONTGOMERY COUNTY	DIVISION 7									
CAPITAL	0	2	1	1	0	1	0	0	0	1
FELONY	68	110	85	67	26	54	13	0	0	25
MISDEMEANOR	5	18	13	10	0	8	1	1	10	5
VIOLATION	0	0	0	0	0	0	0	0	0	0
PROBATION REVOCATION	3	2	0	2	3	2	0	0	0	2
POST CONVICTION REMEDY	0	0	0	0	0	0	0	0	0	0
TOTALS FOR PERIOD	76	132	99	80	29	65	14	1	1	33

CRIMINAL CIRCUITS FROM 07/01/92 THROUGH 06/30/93

CIRCUIT AND COUNTY	CASES PENDING START	CASES FILED	CASES TERMINATED	CASES PENDING AT END ACTIVE	CASES PENDING AT END WARRANT OUTSTANDING	AGE OF ALL CASES LESS 1 YR.	1-2 YRS.	PENDING OVER 2 YRS.	% OVER 2 YRS.	CHANGE IN CASES PENDING

POLK COUNTY										
CAPITAL	0	0	0	0	0	0	0	0	0	0
FELONY	193	182	276	81	18	65	8	8	10	-94
MISDEMEANOR VIOLATION	57	32	73	16	0	15	1	0	0	-41
PROBATION REVOCATION	0	0	0	0	0	0	0	0	0	0
POST CONVICTION REMEDY	24	22	19	19	3	16	2	1	5	3
TOTALS FOR PERIOD	0	0	0	0	0	0	0	0	0	0
TOTALS FOR PERIOD	274	236	368	116	26	96	11	9	8	-132

EIGHTEENTH CIRCUIT WEST										
CAPITAL	0	2	1	1	0	1	0	0	0	1
FELONY	261	292	361	148	44	119	21	8	5	-69
MISDEMEANOR VIOLATION	62	50	86	26	0	23	2	1	4	-36
PROBATION REVOCATION	0	0	0	0	0	0	0	0	0	0
POST CONVICTION REMEDY	27	24	19	21	11	18	2	1	5	5
TOTALS FOR PERIOD	0	0	0	0	0	0	0	0	0	0
TOTALS FOR PERIOD	350	368	467	196	55	161	25	10	5	-99

NINETEENTH CIRCUIT										

BENTON COUNTY DIVISION 1										
CAPITAL	7	9	7	9	0	9	0	0	0	2
FELONY	597	293	897	518	75	346	32	140	27	-4
MISDEMEANOR VIOLATION	64	107	88	76	7	45	0	31	41	19
PROBATION REVOCATION	6	3	3	6	0	2	0	4	67	0
POST CONVICTION REMEDY	247	269	240	147	129	39	24	84	57	29
TOTALS FOR PERIOD	2	6	4	4	0	4	0	0	0	2
TOTALS FOR PERIOD	923	1287	1239	760	211	445	56	259	34	48

BENTON COUNTY DIVISION 2										
CAPITAL	0	0	0	0	0	0	0	0	0	0
FELONY	7	1	8	0	0	0	0	0	0	-7
MISDEMEANOR VIOLATION	0	1	1	0	0	0	0	0	0	0
PROBATION REVOCATION	0	0	0	0	0	0	0	0	0	0
POST CONVICTION REMEDY	1	1	2	0	0	0	0	0	0	-1
TOTALS FOR PERIOD	1	0	1	0	0	0	0	0	0	-1
TOTALS FOR PERIOD	9	3	12	0	0	0	0	0	0	-9

BENTON COUNTY DIVISION 3										
CAPITAL	0	0	0	0	0	0	0	0	0	0
FELONY	10	14	14	14	0	6	6	2	14	4
MISDEMEANOR VIOLATION	80	114	78	116	0	77	28	11	9	36
PROBATION REVOCATION	12	15	14	13	0	7	4	2	15	1
POST CONVICTION REMEDY	0	1	1	0	0	0	0	0	0	0
TOTALS FOR PERIOD	0	0	0	0	0	0	0	0	0	0
TOTALS FOR PERIOD	102	148	107	143	0	90	38	15	10	41

CRIMINAL CIRCUITS FROM 07/01/92 THROUGH 06/30/93

CIRCUIT AND COUNTY	CASES PENDING START	CASES FILED	CASES TERMINATED	CASES PENDING AT END ACTIVE	CASES PENDING AT END WARRANT OUTSTANDING	AGE OF ALL CASES PENDING LESS 1 YR.	1-2 YRS.	OVER 2 YRS.	% OVER 2 YRS.	CHANGE IN CASES PENDING

BENTON COUNTY										
CAPITAL	7	9	7	9	0	9	0	0	0	2
FELONY	614	912	919	532	75	352	38	142	27	-7
MISDEMEANOR	144	222	167	192	7	122	23	42	22	55
VIOLATION	13	18	17	19	0	9	4	6	32	1
PROBATION REVOCATION	248	271	243	147	129	39	24	84	57	28
POST CONVICTION REMEDY	3	6	5	4	0	4	0	0	0	1
TOTALS FOR PERIOD	1034	1438	1358	903	211	535	94	274	30	80

CARROLL COUNTY	DIVISION 1									
CAPITAL	0	0	0	0	0	0	0	0	0	0
FELONY	95	33	127	1	0	0	1	0	0	-94
MISDEMEANOR	15	5	20	0	0	0	0	0	0	-15
VIOLATION	1	0	1	0	0	0	0	0	0	-1
PROBATION REVOCATION	20	12	32	0	0	0	0	0	0	-20
POST CONVICTION REMEDY	1	1	2	0	0	0	0	0	0	-1
TOTALS FOR PERIOD	132	51	182	1	0	0	1	0	0	-131

CARROLL COUNTY	DIVISION 2									
CAPITAL	0	0	0	0	0	0	0	0	0	0
FELONY	55	346	135	189	77	158	12	19	10	211
MISDEMEANOR	9	30	14	19	6	14	1	4	21	16
VIOLATION	4	0	2	0	2	0	0	0	0	-2
PROBATION REVOCATION	36	70	38	50	18	25	5	20	40	32
POST CONVICTION REMEDY	4	0	2	2	0	0	2	0	0	-2
TOTALS FOR PERIOD	108	446	191	260	103	197	20	43	17	255

CARROLL COUNTY	DIVISION 3									
CAPITAL	0	1	0	1	0	1	0	0	0	1
FELONY	6	11	6	11	0	11	0	0	0	5
MISDEMEANOR	46	40	29	57	0	37	15	5	9	11
VIOLATION	22	14	12	24	0	12	8	4	17	2
PROBATION REVOCATION	0	3	3	0	0	0	0	0	0	0
POST CONVICTION REMEDY	0	0	0	0	0	0	0	0	0	0
TOTALS FOR PERIOD	74	69	50	93	0	61	23	9	10	19

CARROLL COUNTY	DIVISION 4									
CAPITAL	0	1	0	1	0	1	0	0	0	1
FELONY	156	390	268	201	77	169	13	19	9	122
MISDEMEANOR	70	75	63	76	6	51	16	9	12	12
VIOLATION	27	14	15	24	2	12	8	4	17	-1
PROBATION REVOCATION	56	85	73	50	18	25	5	20	40	12
POST CONVICTION REMEDY	5	1	4	2	0	0	2	0	0	-3
TOTALS FOR PERIOD	314	566	423	354	103	258	44	52	15	143

CRIMINAL CIRCUITS FROM 07/01/92 THROUGH 06/30/93

CIRCUIT AND COUNTY	CASES PENDING START	CASES FILED	CASES TERMINATED	CASES ACTIVE	PENDING AT END WARRANT OUTSTANDING	AGE OF ALL CASES LESS 1 YR.	1-2 YRS.	PENDING OVER 2 YRS.	% OVER 2 YRS.	CHANGE IN CASES PENDING

NINETEENTH CIRCUIT										
CAPITAL	7	10	7	10	0	10	0	0	0	3
FELONY	770	1302	1187	733	152	521	51	161	22	115
MISDEMEANOR	214	297	230	268	13	173	44	51	19	67
VIOLATION	45	32	32	43	2	21	12	10	23	0
PROBATION REVOCATION	304	356	316	197	147	64	29	104	53	40
POST CONVICTION REMEDY	8	7	9	6	0	4	2	0	0	-2
TOTALS FOR PERIOD	1348	2004	1781	1257	314	793	138	326	26	223

TWENTIETH CIRCUIT										

FAULKNER COUNTY DIVISION 1										
CAPITAL	1	1	2	0	0	0	0	0	0	-1
FELONY	353	436	475	201	113	163	26	12	6	-39
MISDEMEANOR	73	93	91	69	6	57	12	0	0	2
VIOLATION	13	5	13	5	0	5	0	0	0	-8
PROBATION REVOCATION	277	168	397	25	23	23	2	0	0	-229
POST CONVICTION REMEDY	31	9	36	4	0	4	0	0	0	-27
TOTALS FOR PERIOD	748	712	1014	304	142	252	40	12	4	-302

FAULKNER COUNTY DIVISION 2										
CAPITAL	0	0	0	0	0	0	0	0	0	0
FELONY	87	186	134	115	24	108	5	2	2	52
MISDEMEANOR	28	40	44	21	3	21	0	0	0	-4
VIOLATION	2	2	4	0	0	0	0	0	0	-2
PROBATION REVOCATION	128	58	177	5	4	5	0	0	0	-119
POST CONVICTION REMEDY	4	9	13	0	0	0	0	0	0	-4
TOTALS FOR PERIOD	249	295	372	141	31	134	5	2	1	-77

FAULKNER COUNTY DIVISION 3										
CAPITAL	0	0	0	0	0	0	0	0	0	0
FELONY	0	171	9	125	37	125	0	0	0	162
MISDEMEANOR	0	44	1	41	2	41	0	0	0	43
VIOLATION	0	4	1	3	0	3	0	0	0	3
PROBATION REVOCATION	0	0	0	0	0	0	0	0	0	0
POST CONVICTION REMEDY	0	0	0	0	0	0	0	0	0	0
TOTALS FOR PERIOD	0	219	11	169	39	169	0	0	0	208

FAULKNER COUNTY										
CAPITAL	1	1	2	0	0	0	0	0	0	-1
FELONY	440	793	518	441	174	396	31	14	3	175
MISDEMEANOR	101	177	136	131	11	119	12	0	0	41
VIOLATION	15	11	18	8	0	8	0	0	0	-7
PROBATION REVOCATION	405	226	574	30	27	28	2	0	0	-348
POST CONVICTION REMEDY	35	18	49	4	0	4	0	0	0	-31
TOTALS FOR PERIOD	997	1226	1397	614	212	555	45	14	2	-171

CRIMINAL CIRCUITS FROM 07/01/92 THROUGH 06/30/93

CIRCUIT AND COUNTY	CASES PENDING START	CASES FILED	CASES TERMINATED	CASES PENDING AT END ACTIVE	CASES PENDING AT END WARRANT OUTSTANDING	AGE OF ALL CASES PENDING LESS 1 YR.	1-2 YRS.	OVER 2 YRS.	% OVER 2 YRS.	CHANGE IN CASES PENDING

SEARCY COUNTY	DIVISION 1									
CAPITAL	0	0	0	0	0	0	0	0	0	0
FELONY	33	89	26	87	9	81	5	1	1	63
MISDEMEANOR	4	2	2	2	2	2	0	0	0	0
VIOLATION	0	0	0	0	0	0	0	0	0	0
PROBATION REVOCATION	1	3	3	0	1	0	0	0	0	0
POST CONVICTION REMEDY	2	3	5	0	0	0	0	0	0	-2
TOTALS FOR PERIOD	40	97	36	89	12	83	5	1	1	61

SEARCY COUNTY	DIVISION 2									
CAPITAL	0	0	0	0	0	0	0	0	0	0
FELONY	4	35	3	32	4	32	0	0	0	32
MISDEMEANOR	2	2	1	2	1	1	1	0	0	1
VIOLATION	0	0	0	0	0	0	0	0	0	0
PROBATION REVOCATION	0	2	0	2	0	2	0	0	0	2
POST CONVICTION REMEDY	0	0	0	0	0	0	0	0	0	0
TOTALS FOR PERIOD	6	39	4	36	5	35	1	0	0	35

SEARCY COUNTY	DIVISION 3									
CAPITAL	0	0	0	0	0	0	0	0	0	0
FELONY	0	0	0	0	0	0	0	0	0	0
MISDEMEANOR	0	0	0	0	0	0	0	0	0	0
VIOLATION	0	0	0	0	0	0	0	0	0	0
PROBATION REVOCATION	0	0	0	0	0	0	0	0	0	0
POST CONVICTION REMEDY	0	0	0	0	0	0	0	0	0	0
TOTALS FOR PERIOD	0	0	0	0	0	0	0	0	0	0

SEARCY COUNTY	DIVISION 4									
CAPITAL	0	0	0	0	0	0	0	0	0	0
FELONY	37	124	29	119	13	113	5	1	1	95
MISDEMEANOR	6	4	3	4	3	3	1	0	0	1
VIOLATION	0	0	0	0	0	0	0	0	0	0
PROBATION REVOCATION	1	5	3	2	1	2	0	0	0	2
POST CONVICTION REMEDY	2	3	5	0	0	0	0	0	0	-2
TOTALS FOR PERIOD	46	136	40	125	17	118	6	1	1	96

VAN BUREN COUNTY	DIVISION 1									
CAPITAL	0	0	0	0	0	0	0	0	0	0
FELONY	107	78	90	66	29	51	15	0	0	-12
MISDEMEANOR	31	38	42	18	9	12	6	0	0	-4
VIOLATION	1	1	1	1	0	1	0	0	0	0
PROBATION REVOCATION	1	18	7	4	8	4	0	0	0	11
POST CONVICTION REMEDY	2	4	4	2	0	2	0	0	0	0
TOTALS FOR PERIOD	142	139	144	91	46	70	21	0	0	-5

CRIMINAL CIRCUITS FROM 07/01/92 THROUGH 06/30/93

CIRCUIT AND COUNTY	CASES PENDING START	CASES FILED	CASES TERMINATED	CASES PENDING AT END ACTIVE	CASES PENDING AT END WARRANT OUTSTANDING	AGE OF ALL CASES PENDING LESS 1 YR.	1-2 YRS.	PENDING OVER 2 YRS.	% OVER 2 YRS.	CHANGE IN CASES PENDING

VAN BUREN COUNTY	DIVISION 2									
CAPITAL	0	0	0	0	0	0	0	0	0	0
FELONY	31	66	36	58	3	52	6	0	0	30
MISDEMEANOR	1	3	1	3	0	3	0	0	0	2
VIOLATION	0	0	0	0	0	0	0	0	0	0
PROBATION REVOCATION	0	13	7	6	0	6	0	0	0	6
POST CONVICTION REMEDY	0	2	2	0	0	0	0	0	0	0
TOTALS FOR PERIOD	32	84	46	67	3	61	6	0	0	38

VAN BUREN COUNTY	DIVISION 3									
CAPITAL	0	0	0	0	0	0	0	0	0	0
FELONY	0	0	0	0	0	0	0	0	0	0
MISDEMEANOR	0	0	0	0	0	0	0	0	0	0
VIOLATION	0	0	0	0	0	0	0	0	0	0
PROBATION REVOCATION	0	0	0	0	0	0	0	0	0	0
POST CONVICTION REMEDY	0	0	0	0	0	0	0	0	0	0
TOTALS FOR PERIOD	0	0	0	0	0	0	0	0	0	0

VAN BUREN COUNTY										
CAPITAL	0	0	0	0	0	0	0	0	0	0
FELONY	138	144	126	124	32	103	21	0	0	18
MISDEMEANOR	32	41	43	21	9	15	6	0	0	-2
VIOLATION	1	1	1	1	0	1	0	0	0	0
PROBATION REVOCATION	1	31	14	10	8	10	0	0	0	17
POST CONVICTION REMEDY	2	6	6	2	0	2	0	0	0	0
TOTALS FOR PERIOD	174	223	190	158	49	131	27	0	0	33

TWENTIETH CIRCUIT										
CAPITAL	1	1	2	0	0	0	0	0	0	-1
FELONY	615	1061	773	684	219	612	57	15	2	288
MISDEMEANOR	139	222	182	156	23	137	19	0	0	40
VIOLATION	16	12	19	9	0	9	0	0	0	-7
PROBATION REVOCATION	407	262	591	42	36	40	2	0	0	-329
POST CONVICTION REMEDY	39	27	60	6	0	6	0	0	0	-33
TOTALS FOR PERIOD	1217	1585	1627	897	278	804	78	15	2	-42

STATE TOTALS										
CAPITAL	124	180	148	145	11	133	6	6	4	32
FELONY	23965	33012	30863	18001	8113	14366	1897	1738	10	2149
MISDEMEANOR	5406	6825	6365	5382	484	3576	700	1106	21	460
VIOLATION	612	889	808	637	56	453	84	100	16	81
PROBATION REVOCATION	4383	4473	4484	2375	1997	1445	399	531	22	-11
POST CONVICTION REMEDY	111	184	180	111	4	61	24	26	23	4
TOTALS FOR PERIOD	34601	45563	42848	26651	10665	20034	3110	3507	13	2715

CIVIL CIRCUITS FROM 07/01/92 THROUGH 06/30/93

CIRCUIT AND COUNTY	CASES PENDING START	CASES FILED	CASES TERMINATED	CASES PENDING AT END	AGE OF ALL CASES PENDING LESS 1 YR.	1-2 YRS.	OVER 2 YRS.	% OVER 2 YRS.	CHANGE IN CASES PENDING

FIRST CIRCUIT									

GROSS COUNTY									
DEBT OR CONTRACT	127	130	127	130	82	33	15	12	3
DAMAGES	74	49	46	77	33	21	23	30	3
REPLEVIN	2	6	1	7	5	2	0	0	5
CONDEMNATION	1	0	0	1	0	0	1	100	0
INCORPORATION	3	6	8	1	1	0	0	0	-2
OTHER	6	15	10	11	9	1	1	9	5
TOTALS FOR PERIOD	213	206	192	227	130	57	40	18	14

LEE COUNTY									
DEBT OR CONTRACT	63	51	62	52	30	9	13	25	-11
DAMAGES	47	34	32	49	25	13	11	22	2
REPLEVIN	5	4	3	6	3	1	2	33	1
CONDEMNATION	1	6	4	3	3	0	0	0	2
INCORPORATION	0	2	2	0	0	0	0	0	0
OTHER	5	7	3	9	7	1	1	11	4
TOTALS FOR PERIOD	121	104	106	119	68	24	27	23	-2

MONROE COUNTY									
DEBT OR CONTRACT	75	76	69	82	41	18	23	28	7
DAMAGES	30	10	17	23	8	6	9	39	-7
REPLEVIN	12	6	7	11	5	3	3	27	-1
CONDEMNATION	0	0	0	0	0	0	0	0	0
INCORPORATION	0	7	7	0	0	0	0	0	0
OTHER	5	8	4	9	6	0	3	33	4
TOTALS FOR PERIOD	122	107	104	125	60	27	38	30	3

PHILLIPS COUNTY									
DEBT OR CONTRACT	155	128	118	165	80	48	37	22	10
DAMAGES	110	95	72	133	73	30	30	23	23
REPLEVIN	4	6	5	5	4	1	0	0	1
CONDEMNATION	1	1	0	2	1	0	1	50	1
INCORPORATION	1	9	8	2	1	0	1	50	1
OTHER	12	10	9	13	7	5	1	8	1
TOTALS FOR PERIOD	283	249	212	320	166	84	70	22	37

ST. FRANCIS COUNTY									
DEBT OR CONTRACT	164	134	157	141	62	50	29	21	-23
DAMAGES	92	69	65	96	42	33	21	22	4
REPLEVIN	17	17	13	21	12	4	5	24	4
CONDEMNATION	6	14	5	15	9	6	0	0	9
INCORPORATION	2	8	10	0	0	0	0	0	-2
OTHER	23	103	66	60	48	10	2	3	37
TOTALS FOR PERIOD	304	345	316	333	173	103	57	17	29

CIVIL CIRCUITS FROM 07/01/92 THROUGH 06/30/93

CIRCUIT AND COUNTY	CASES PENDING START	CASES FILED	CASES TERMINATED	CASES PENDING AT END	AGE OF ALL CASES PENDING			% OVER 2 YRS.	CHANGE IN CASES PENDING
					LESS 1 YR.	1-2 YRS.	OVER 2 YRS.		

WOODRUFF COUNTY									
DEBT OR CONTRACT	72	64	91	45	32	3	10	22	-27
DAMAGES	23	15	17	21	12	4	5	24	-2
REPLEVIN	8	1	7	2	1	1	0	0	-6
CONDEMNATION	0	0	0	0	0	0	0	0	0
INCORPORATION	3	5	4	4	3	0	1	25	1
OTHER	11	11	4	18	10	7	1	6	7
TOTALS FOR PERIOD	117	96	123	90	58	15	17	19	-27

FIRST CIRCUIT									
DEBT OR CONTRACT	656	583	624	615	327	161	127	21	-41
DAMAGES	376	272	249	399	193	107	99	25	23
REPLEVIN	48	40	36	52	30	12	10	19	4
CONDEMNATION	9	21	9	21	13	6	2	10	12
INCORPORATION	9	37	39	7	5	0	2	29	-2
OTHER	62	154	96	120	87	24	9	8	58
TOTALS FOR PERIOD	1160	1107	1053	1214	655	310	249	21	54

SECOND CIRCUIT									

CLAY COUNTY									
DEBT OR CONTRACT	44	61	61	44	27	8	9	20	0
DAMAGES	26	21	18	29	15	11	3	10	3
REPLEVIN	1	2	1	2	1	0	1	50	1
CONDEMNATION	1	0	1	0	0	0	0	0	-1
INCORPORATION	0	5	5	0	0	0	0	0	0
OTHER	6	10	8	8	5	0	3	38	2
TOTALS FOR PERIOD	78	99	94	83	48	19	16	19	5

CRAIGHEAD COUNTY									
DEBT OR CONTRACT	307	269	302	274	153	57	64	23	-33
DAMAGES	226	137	148	215	107	58	50	23	-11
REPLEVIN	21	18	18	21	12	6	3	14	0
CONDEMNATION	15	5	4	16	3	5	8	50	1
INCORPORATION	1	21	22	0	0	0	0	0	-1
OTHER	37	41	41	37	23	8	6	16	0
TOTALS FOR PERIOD	607	491	535	563	298	134	131	23	-44

CRITTENDEN COUNTY									
DEBT OR CONTRACT	234	579	372	441	296	78	67	15	207
DAMAGES	123	104	43	189	88	42	59	31	61
REPLEVIN	12	25	12	25	13	8	4	16	13
CONDEMNATION	3	3	1	5	2	3	0	0	2
INCORPORATION	3	16	17	2	0	0	2	100	-1
OTHER	45	245	183	107	75	16	16	15	62
TOTALS FOR PERIOD	425	972	628	769	474	147	148	19	344

CIVIL CIRCUITS FROM 07/01/92 THROUGH 06/30/93

CIRCUIT AND COUNTY	CASES PENDING START	CASES FILED	CASES TERMINATED	CASES PENDING AT END	AGE OF ALL CASES LESS 1 YR.	1-2 YRS.	PENDING OVER 2 YRS.	% OVER 2 YRS.	CHANGE IN CASES PENDING

GREENE COUNTY									
DEBT OR CONTRACT	78	92	76	84	45	18	21	25	6
DAMAGES	90	47	50	87	38	27	22	25	-3
REPLEVIN	8	4	6	6	3	1	2	33	-2
CONDEMNATION	17	27	12	32	18	1	13	41	15
INCORPORATION	0	8	8	0	0	0	0	0	0
OTHER	13	7	8	12	6	6	0	0	-1
TOTALS FOR PERIOD	206	175	160	221	110	53	58	26	15

MISSISSIPPI COUNTY									
DEBT OR CONTRACT	185	185	166	204	109	79	16	8	19
DAMAGES	101	79	57	123	66	27	30	24	22
REPLEVIN	31	29	26	34	20	12	2	6	3
CONDEMNATION	9	4	3	10	4	2	4	40	1
INCORPORATION	0	11	11	0	0	0	0	0	0
OTHER	27	46	33	40	28	8	4	10	13
TOTALS FOR PERIOD	353	354	296	411	227	128	56	14	58

POINSETT COUNTY									
DEBT OR CONTRACT	94	98	61	131	56	33	42	32	37
DAMAGES	69	56	39	86	44	14	28	33	17
REPLEVIN	5	4	1	8	4	0	4	50	3
CONDEMNATION	2	0	1	1	0	1	0	0	-1
INCORPORATION	0	5	5	0	0	0	0	0	0
OTHER	14	21	12	23	13	7	3	13	9
TOTALS FOR PERIOD	184	184	119	249	117	55	77	31	65

SECOND CIRCUIT									
DEBT OR CONTRACT	942	1274	1038	1178	686	273	219	19	236
DAMAGES	640	444	355	729	358	179	192	26	89
REPLEVIN	78	82	64	96	53	27	16	17	18
CONDEMNATION	47	39	22	64	27	12	25	39	17
INCORPORATION	4	66	68	2	0	0	2	100	-2
OTHER	142	370	285	227	150	45	32	14	85
TOTALS FOR PERIOD	1853	2275	1832	2296	1274	536	486	21	443

THIRD CIRCUIT									

JACKSON COUNTY									
DEBT OR CONTRACT	92	84	113	63	40	12	11	17	-29
DAMAGES	54	41	37	58	30	15	13	22	4
REPLEVIN	10	12	8	14	7	5	2	14	4
CONDEMNATION	9	4	3	10	4	3	3	30	1
INCORPORATION	2	8	9	1	1	0	0	0	-1
OTHER	12	16	5	23	13	5	5	22	11
TOTALS FOR PERIOD	179	165	175	169	95	40	34	20	-10

CIVIL CIRCUITS FROM 07/01/92 THROUGH 06/30/93

CIRCUIT AND COUNTY	CASES PENDING START	CASES FILED	CASES TERMINATED	CASES PENDING AT END	AGE OF ALL CASES PENDING LESS 1 YR.	1-2 YRS.	OVER 2 YRS.	% OVER 2 YRS.	CHANGE IN CASES PENDING

LAWRENCE COUNTY									
DEBT OR CONTRACT	87	66	86	67	34	8	25	37	-20
DAMAGES	66	45	41	70	34	14	22	31	4
REPLEVIN	6	7	10	3	2	1	0	0	-3
CONDEMNATION	11	0	5	6	0	5	1	17	-5
INCORPORATION	1	0	1	0	0	0	0	0	-1
OTHER	9	5	5	9	4	2	3	33	0
TOTALS FOR PERIOD	180	123	148	155	74	30	51	33	-25

RANDOLPH COUNTY									
DEBT OR CONTRACT	47	50	48	49	28	10	11	22	2
DAMAGES	33	25	25	33	17	9	7	21	0
REPLEVIN	4	2	2	4	2	2	0	0	0
CONDEMNATION	2	0	1	1	0	0	1	100	-1
INCORPORATION	0	3	2	1	1	0	0	0	1
OTHER	11	17	10	18	10	6	2	11	7
TOTALS FOR PERIOD	97	97	88	106	58	27	21	20	9

SHARP COUNTY									
DEBT OR CONTRACT	47	50	45	52	31	3	18	35	5
DAMAGES	32	30	26	36	24	5	7	19	4
REPLEVIN	5	2	4	3	2	0	1	33	-2
CONDEMNATION	18	7	3	22	6	1	15	68	4
INCORPORATION	0	5	5	0	0	0	0	0	0
OTHER	2	5	5	2	1	1	0	0	0
TOTALS FOR PERIOD	104	99	88	115	64	10	41	36	11

THIRD CIRCUIT									
DEBT OR CONTRACT	273	250	292	231	133	33	65	28	-42
DAMAGES	185	141	129	197	105	43	49	25	12
REPLEVIN	25	23	24	24	13	8	3	13	-1
CONDEMNATION	40	11	12	39	10	9	20	51	-1
INCORPORATION	3	16	17	2	2	0	0	0	-1
OTHER	34	43	25	52	28	14	10	19	18
TOTALS FOR PERIOD	560	484	499	545	291	107	147	27	-15

FOURTH CIRCUIT									

MADISON COUNTY									
DEBT OR CONTRACT	31	40	52	19	14	2	3	16	-12
DAMAGES	9	10	8	11	7	4	0	0	2
REPLEVIN	2	0	2	0	0	0	0	0	-2
CONDEMNATION	1	1	1	1	1	0	0	0	0
INCORPORATION	0	1	1	0	0	0	0	0	0
OTHER	1	3	3	1	1	0	0	0	0
TOTALS FOR PERIOD	44	55	67	32	23	6	3	9	-12

CIVIL CIRCUITS FROM 07/01/92 THROUGH 06/30/93

CIRCUIT AND COUNTY	CASES PENDING START	CASES FILED	CASES TERMINATED	CASES PENDING AT END	AGE OF ALL CASES PENDING LESS 1 YR.	1-2 YRS.	OVER 2 YRS.	% OVER 2 YRS.	CHANGE IN CASES PENDING

WASHINGTON COUNTY									
DEBT OR CONTRACT	338	556	601	293	213	60	20	7	-45
DAMAGES	290	278	295	273	192	64	17	6	-17
REPLEVIN	43	112	115	40	32	4	4	10	-3
CONDEMNATION	17	20	25	12	10	1	1	8	-5
INCORPORATION	0	37	36	1	1	0	0	0	1
OTHER	50	98	91	57	44	8	5	9	7
TOTALS FOR PERIOD	738	1101	1163	676	492	137	47	7	-62

FOURTH CIRCUIT									
DEBT OR CONTRACT	369	596	653	312	227	62	23	7	-57
DAMAGES	299	288	303	284	199	68	17	6	-15
REPLEVIN	45	112	117	40	32	4	4	10	-5
CONDEMNATION	18	21	26	13	11	1	1	8	-5
INCORPORATION	0	38	37	1	1	0	0	0	1
OTHER	51	101	94	58	45	8	5	9	7
TOTALS FOR PERIOD	782	1156	1230	708	515	143	50	7	-74

FIFTH CIRCUIT									

FRANKLIN COUNTY									
DEBT OR CONTRACT	38	70	69	39	31	6	2	5	1
DAMAGES	20	24	12	32	20	9	3	9	12
REPLEVIN	2	3	3	2	1	1	0	0	0
CONDEMNATION	13	3	12	4	2	2	0	0	-9
INCORPORATION	1	6	7	0	0	0	0	0	-1
OTHER	1	3	3	1	1	0	0	0	0
TOTALS FOR PERIOD	75	109	106	78	55	18	5	6	3

JOHNSON COUNTY									
DEBT OR CONTRACT	27	61	49	39	35	2	2	5	12
DAMAGES	33	25	30	28	16	7	5	18	-5
REPLEVIN	3	5	5	3	2	1	0	0	0
CONDEMNATION	8	3	8	3	3	0	0	0	-5
INCORPORATION	1	5	5	1	1	0	0	0	0
OTHER	3	13	9	7	6	0	1	14	4
TOTALS FOR PERIOD	75	112	106	81	63	10	8	10	6

POPE COUNTY									
DEBT OR CONTRACT	118	230	203	145	109	25	11	8	27
DAMAGES	76	101	74	103	81	17	5	5	27
REPLEVIN	2	4	2	4	3	0	1	25	2
CONDEMNATION	5	14	3	16	13	3	0	0	11
INCORPORATION	1	13	14	0	0	0	0	0	-1
OTHER	14	18	16	16	11	3	2	13	2
TOTALS FOR PERIOD	216	380	312	284	217	48	19	7	68

CIVIL CIRCUITS FROM 07/01/92 THROUGH 06/30/93

CIRCUIT AND COUNTY	CASES PENDING START	CASES FILED	CASES TERMINATED	CASES PENDING AT END	AGE LESS 1 YR.	AGE OF ALL CASES 1-2 YRS.	PENDING OVER 2 YRS.	% OVER 2 YRS.	CHANGE IN CASES PENDING

FIFTH CIRCUIT									
DEBT OR CONTRACT	183	361	321	223	175	33	15	7	40
DAMAGES	129	150	116	163	117	33	13	8	34
REPLEVIN	7	12	10	9	6	2	1	11	2
CONDEMNATION	26	20	23	23	18	5	0	0	-3
INCORPORATION	3	24	26	1	1	0	0	0	-2
OTHER	18	34	28	24	18	3	3	13	6
TOTALS FOR PERIOD	366	601	524	443	335	76	32	7	77

SIXTH CIRCUIT									

PERRY COUNTY									
DEBT OR CONTRACT	100	59	51	108	27	16	65	60	8
DAMAGES	30	9	8	31	7	2	22	71	1
REPLEVIN	11	0	0	11	0	4	7	64	0
CONDEMNATION	0	0	0	0	0	0	0	0	0
INCORPORATION	3	2	1	4	1	1	2	50	1
OTHER	9	4	1	12	4	2	6	50	3
TOTALS FOR PERIOD	153	74	61	166	39	25	102	61	13

PULASKI COUNTY DIVISION 1									
DEBT OR CONTRACT	0	56	18	38	38	0	0	0	38
DAMAGES	0	35	5	30	30	0	0	0	30
REPLEVIN	0	13	5	8	8	0	0	0	8
CONDEMNATION	0	0	0	0	0	0	0	0	0
INCORPORATION	0	10	7	3	3	0	0	0	3
OTHER	0	19	5	14	14	0	0	0	14
TOTALS FOR PERIOD	0	133	40	93	93	0	0	0	93

PULASKI COUNTY DIVISION 2									
DEBT OR CONTRACT	302	258	346	214	137	52	25	12	-88
DAMAGES	201	202	192	211	136	48	27	13	10
REPLEVIN	57	66	59	64	37	22	5	8	7
CONDEMNATION	14	10	14	10	5	2	3	30	-4
INCORPORATION	8	38	37	9	3	4	2	22	1
OTHER	75	61	77	59	34	13	12	20	-16
TOTALS FOR PERIOD	657	635	725	567	352	141	74	13	-90

PULASKI COUNTY DIVISION 3									
DEBT OR CONTRACT	302	534	601	235	197	29	9	4	-67
DAMAGES	316	417	421	312	260	33	19	6	-4
REPLEVIN	42	125	118	49	45	1	3	6	7
CONDEMNATION	10	13	15	8	7	0	1	13	-2
INCORPORATION	0	45	43	2	1	1	0	0	2
OTHER	87	147	172	62	53	7	2	3	-25
TOTALS FOR PERIOD	757	1281	1370	668	563	71	34	5	-89

CIVIL CIRCUITS FROM 07/01/92 THROUGH 06/30/93

CIRCUIT AND COUNTY	CASES PENDING START	CASES FILED	CASES TERMINATED	CASES PENDING AT END	AGE OF ALL CASES LESS. 1 YR.	1-2 YRS.	PENDING OVER 2 YRS.	% OVER 2 YRS.	CHANGE IN CASES PENDING

PULASKI COUNTY	DIVISION 4								
DEBT OR CONTRACT	0	0	0	0	0	0	0	0	0
DAMAGES	0	0	0	0	0	0	0	0	0
REPLEVIN	0	0	0	0	0	0	0	0	0
CONDEMNATION	0	0	0	0	0	0	0	0	0
INCORPORATION	0	0	0	0	0	0	0	0	0
OTHER	0	0	0	0	0	0	0	0	0
TOTALS FOR PERIOD	0	0	0	0	0	0	0	0	0

PULASKI COUNTY	DIVISION 5								
DEBT OR CONTRACT	129	268	221	176	155	10	11	6	47
DAMAGES	126	167	143	150	117	23	10	7	24
REPLEVIN	33	59	64	28	22	3	3	11	-5
CONDEMNATION	2	5	5	2	1	1	0	0	0
INCORPORATION	0	44	41	3	3	0	0	0	3
OTHER	46	80	71	55	45	5	5	9	9
TOTALS FOR PERIOD	336	623	545	414	343	42	29	7	78

PULASKI COUNTY	DIVISION 6								
DEBT OR CONTRACT	308	376	481	203	156	26	21	10	-105
DAMAGES	240	255	280	215	167	36	12	6	-25
REPLEVIN	69	78	111	36	28	4	4	11	-33
CONDEMNATION	7	9	11	5	5	0	0	0	-2
INCORPORATION	2	52	53	1	1	0	0	0	-1
OTHER	72	106	124	54	44	7	3	6	-18
TOTALS FOR PERIOD	698	876	1060	514	401	73	40	8	-184

PULASKI COUNTY	DIVISION 7								
DEBT OR CONTRACT	183	254	266	171	120	39	12	7	-12
DAMAGES	147	207	174	180	136	31	13	7	33
REPLEVIN	46	65	66	45	35	5	5	11	-1
CONDEMNATION	4	7	7	4	2	1	1	25	0
INCORPORATION	1	35	36	0	0	0	0	0	-1
OTHER	124	86	89	121	39	25	57	47	-3
TOTALS FOR PERIOD	505	654	638	521	332	101	88	17	16

PULASKI COUNTY	DIVISION 8								
DEBT OR CONTRACT	0	0	0	0	0	0	0	0	0
DAMAGES	0	0	0	0	0	0	0	0	0
REPLEVIN	0	0	0	0	0	0	0	0	0
CONDEMNATION	0	0	0	0	0	0	0	0	0
INCORPORATION	0	0	0	0	0	0	0	0	0
OTHER	0	0	0	0	0	0	0	0	0
TOTALS FOR PERIOD	0	0	0	0	0	0	0	0	0

CIVIL CIRCUITS FROM 07/01/92 THROUGH 06/30/93

CIRCUIT AND COUNTY	CASES PENDING START	CASES FILED	CASES TERMINATED	CASES PENDING AT END	AGE OF ALL CASES PENDING LESS 1 YR.	1-2 YRS.	OVER 2 YRS.	% OVER 2 YRS.	CHANGE IN CASES PENDING

PULASKI COUNTY	DIVISION 9								
DEBT OR CONTRACT	0	0	0	0	0	0	0	0	0
DAMAGES	0	0	0	0	0	0	0	0	0
REPLEVIN	0	0	0	0	0	0	0	0	0
CONDEMNATION	0	0	0	0	0	0	0	0	0
INCORPORATION	0	0	0	0	0	0	0	0	0
OTHER	0	0	0	0	0	0	0	0	0
TOTALS FOR PERIOD	0	0	0	0	0	0	0	0	0

PULASKI COUNTY	DIVISION 9								
DEBT OR CONTRACT	1224	1746	1933	1037	803	156	78	8	-187
DAMAGES	1030	1283	1215	1098	846	171	81	7	68
REPLEVIN	247	406	423	230	175	35	20	9	-17
CONDEMNATION	37	44	52	29	20	4	5	17	-8
INCORPORATION	11	224	217	18	11	5	2	11	7
OTHER	404	499	538	365	229	57	79	22	-39
TOTALS FOR PERIOD	2953	4202	4378	2777	2084	428	265	10	-176

SIXTH CIRCUIT	DIVISION 9								
DEBT OR CONTRACT	1324	1805	1984	1145	830	172	143	12	-179
DAMAGES	1060	1292	1223	1129	853	173	103	9	69
REPLEVIN	258	406	423	241	175	39	27	11	-17
CONDEMNATION	37	44	52	29	20	4	5	17	-8
INCORPORATION	14	226	218	22	12	6	4	18	8
OTHER	413	503	539	377	233	59	85	23	-36
TOTALS FOR PERIOD	3106	4276	4439	2943	2123	453	367	12	-163

SEVENTH CIRCUIT	DIVISION 1								
DEBT OR CONTRACT	84	65	66	83	39	21	23	28	-1
DAMAGES	17	16	17	16	11	3	2	13	-1
REPLEVIN	9	4	8	5	2	2	1	20	-4
CONDEMNATION	0	3	0	3	3	0	0	0	3
INCORPORATION	0	9	7	2	2	0	0	0	2
OTHER	6	1	3	4	0	4	0	0	-2
TOTALS FOR PERIOD	116	98	101	113	57	30	26	23	-3

GRANT COUNTY	DIVISION 2								
DEBT OR CONTRACT	28	39	39	28	22	5	1	4	0
DAMAGES	7	9	5	11	9	1	1	9	4
REPLEVIN	0	0	0	0	0	0	0	0	0
CONDEMNATION	0	0	0	0	0	0	0	0	0
INCORPORATION	0	0	0	0	0	0	0	0	0
OTHER	2	2	4	0	0	0	0	0	-2
TOTALS FOR PERIOD	37	50	48	39	31	6	2	5	2

CIVIL CIRCUITS FROM 07/01/92 THROUGH 06/30/93

CIRCUIT AND COUNTY	CASES PENDING START	CASES FILED	CASES TERMINATED	CASES PENDING AT END	AGE OF ALL CASES LESS 1 YR.	1-2 YRS.	PENDING OVER 2 YRS.	% OVER 2 YRS.	CHANGE IN CASES PENDING

GRANT COUNTY	DIVISION 3								
DEBT OR CONTRACT	10	1	5	6	0	0	6	100	-4
DAMAGES	1	1	0	2	1	1	0	0	1
REPLEVIN	3	1	0	4	1	1	2	50	1
CONDEMNATION	0	0	0	0	0	0	0	0	0
INCORPORATION	0	0	0	0	0	0	0	0	0
OTHER	0	0	0	0	0	0	0	0	0
TOTALS FOR PERIOD	14	3	5	12	2	2	8	67	-2

GRANT COUNTY	DIVISION 3								
DEBT OR CONTRACT	122	105	110	117	61	26	30	26	-5
DAMAGES	25	26	22	29	21	5	3	10	4
REPLEVIN	12	5	8	9	3	3	3	33	-3
CONDEMNATION	0	3	0	3	3	0	0	0	3
INCORPORATION	0	9	7	2	2	0	0	0	2
OTHER	8	3	7	4	0	4	0	0	-4
TOTALS FOR PERIOD	167	151	154	164	90	38	36	22	-3

HOT SPRING COUNTY	DIVISION 1								
DEBT OR CONTRACT	181	183	207	157	80	49	28	18	-24
DAMAGES	32	23	24	31	20	3	8	26	-1
REPLEVIN	0	2	1	1	1	0	0	0	1
CONDEMNATION	3	3	1	5	3	0	2	40	2
INCORPORATION	1	15	16	0	0	0	0	0	-1
OTHER	6	5	2	9	4	3	2	22	3
TOTALS FOR PERIOD	223	231	251	203	108	55	40	20	-20

HOT SPRING COUNTY	DIVISION 2								
DEBT OR CONTRACT	58	94	85	67	46	18	3	4	9
DAMAGES	21	19	16	24	14	5	5	21	3
REPLEVIN	0	0	0	0	0	0	0	0	0
CONDEMNATION	0	0	0	0	0	0	0	0	0
INCORPORATION	0	5	5	0	0	0	0	0	0
OTHER	0	2	0	2	2	0	0	0	2
TOTALS FOR PERIOD	79	120	106	93	62	23	8	9	14

HOT SPRING COUNTY	DIVISION 3								
DEBT OR CONTRACT	0	0	0	0	0	0	0	0	0
DAMAGES	1	0	0	1	0	0	1	100	0
REPLEVIN	0	0	0	0	0	0	0	0	0
CONDEMNATION	1	0	1	0	0	0	0	0	-1
INCORPORATION	0	1	1	0	0	0	0	0	0
OTHER	0	0	0	0	0	0	0	0	0
TOTALS FOR PERIOD	2	1	2	1	0	0	1	100	-1

CIVIL CIRCUITS FROM 07/01/92 THROUGH 06/30/93

CIRCUIT AND COUNTY	CASES PENDING START	CASES FILED	CASES TERMI-NATED	CASES PENDING AT END	AGE OF ALL CASES PENDING LESS 1 YR.	1-2 YRS.	OVER 2 YRS.	% OVER 2 YRS.	CHANGE IN CASES PENDING

HOT SPRING COUNTY									
DEBT OR CONTRACT	239	277	292	224	126	67	31	14	-15
DAMAGES	54	42	40	56	34	8	14	25	2
REPLEVIN	0	2	1	1	1	0	0	0	1
CONDEMNATION	4	3	2	5	3	0	2	40	1
INCORPORATION	1	21	22	0	0	0	0	0	-1
OTHER	6	7	2	11	6	3	2	18	5
TOTALS FOR PERIOD	304	352	359	297	170	78	49	16	-7

SALINE COUNTY	DIVISION 1								
DEBT OR CONTRACT	275	330	316	289	151	64	74	26	14
DAMAGES	182	112	106	188	92	44	52	28	6
REPLEVIN	32	11	17	26	6	9	11	42	-6
CONDEMNATION	9	1	3	7	0	0	7	100	-2
INCORPORATION	4	38	38	4	2	0	2	50	0
OTHER	49	39	36	52	19	12	21	40	3
TOTALS FOR PERIOD	551	531	516	566	270	129	167	30	15

SALINE COUNTY	DIVISION 2								
DEBT OR CONTRACT	92	178	154	116	86	24	6	5	24
DAMAGES	69	52	53	68	35	19	14	21	-1
REPLEVIN	11	5	7	9	4	4	1	11	-2
CONDEMNATION	5	0	0	5	0	5	0	0	0
INCORPORATION	1	8	8	1	0	0	1	100	0
OTHER	9	26	16	19	13	6	0	0	10
TOTALS FOR PERIOD	187	269	238	218	138	58	22	10	31

SALINE COUNTY	DIVISION 3								
DEBT OR CONTRACT	0	1	1	0	0	0	0	0	0
DAMAGES	0	0	0	0	0	0	0	0	0
REPLEVIN	0	0	0	0	0	0	0	0	0
CONDEMNATION	0	3	0	3	3	0	0	0	3
INCORPORATION	0	1	1	0	0	0	0	0	0
OTHER	0	0	0	0	0	0	0	0	0
TOTALS FOR PERIOD	0	5	2	3	3	0	0	0	3

SALINE COUNTY									
DEBT OR CONTRACT	367	500	471	405	237	88	80	20	38
DAMAGES	251	164	159	256	127	63	66	26	5
REPLEVIN	43	16	24	35	10	13	12	34	-8
CONDEMNATION	14	4	3	15	3	5	7	47	1
INCORPORATION	5	47	47	5	2	0	3	60	0
OTHER	58	65	52	71	32	18	21	30	13
TOTALS FOR PERIOD	738	805	756	787	411	187	189	24	49

CIVIL CIRCUITS FROM 07/01/92 THROUGH 06/30/93

CIRCUIT AND COUNTY	CASES PENDING START	CASES FILED	CASES TERMINATED	CASES PENDING AT END	AGE OF ALL CASES PENDING LESS			% OVER 2 YRS.	CHANGE IN CASES PENDING
					1 YR.	1-2 YRS.	2 YRS.		

SEVENTH CIRCUIT									
DEBT OR CONTRACT	728	891	873	746	424	181	141	19	18
DAMAGES	330	232	221	341	182	76	83	24	11
REPLEVIN	55	23	33	45	14	16	15	33	-10
CONDEMNATION	18	10	5	23	9	5	9	39	5
INCORPORATION	6	77	76	7	4	0	3	43	1
OTHER	72	75	61	86	38	25	23	27	14
TOTALS FOR PERIOD	1209	1308	1269	1248	671	303	274	22	39

EIGHTH CIRCUIT									

HEMPSTEAD COUNTY DIVISION 1									
DEBT OR CONTRACT	60	15	20	55	4	6	45	82	-5
DAMAGES	29	5	7	27	3	6	18	67	-2
REPLEVIN	6	7	0	13	7	2	4	31	7
CONDEMNATION	14	0	1	13	0	2	11	85	-1
INCORPORATION	2	6	5	3	1	0	2	67	1
OTHER	10	4	2	12	4	1	7	58	2
TOTALS FOR PERIOD	121	37	35	123	19	17	87	71	2

HEMPSTEAD COUNTY DIVISION 2									
DEBT OR CONTRACT	28	20	20	28	8	10	10	36	0
DAMAGES	20	14	13	21	9	7	5	24	1
REPLEVIN	8	2	1	9	2	4	3	33	1
CONDEMNATION	10	0	0	10	0	3	7	70	0
INCORPORATION	1	10	10	1	0	0	1	100	0
OTHER	3	3	2	4	2	2	0	0	1
TOTALS FOR PERIOD	70	49	46	73	21	26	26	36	3

HEMPSTEAD COUNTY DIVISION 3									
DEBT OR CONTRACT	23	24	26	21	9	4	8	38	-2
DAMAGES	22	9	11	20	8	6	6	30	-2
REPLEVIN	2	3	3	2	2	0	0	0	0
CONDEMNATION	7	2	2	7	1	3	3	43	0
INCORPORATION	0	15	10	5	5	0	0	0	5
OTHER	3	1	4	0	0	0	0	0	-3
TOTALS FOR PERIOD	57	54	56	55	25	13	17	31	-2

HEMPSTEAD COUNTY DIVISION 4									
DEBT OR CONTRACT	12	11	9	14	6	4	4	29	2
DAMAGES	8	4	7	5	2	3	0	0	-3
REPLEVIN	0	8	1	7	7	0	0	0	7
CONDEMNATION	3	0	0	3	0	1	2	67	0
INCORPORATION	0	2	2	0	0	0	0	0	0
OTHER	4	2	2	4	1	2	1	25	0
TOTALS FOR PERIOD	27	27	21	33	16	10	7	21	6

CIVIL CIRCUITS FROM 07/01/92 THROUGH 06/30/93

CIRCUIT AND COUNTY	CASES PENDING START	CASES FILED	CASES TERMINATED	CASES PENDING AT END	AGE OF ALL CASES PENDING LESS 1 YR.	1-2 YRS.	OVER 2 YRS.	% OVER 2 YRS.	CHANGE IN CASES PENDING

HEMPSTEAD COUNTY									
DEBT OR CONTRACT	123	70	75	118	27	24	67	57	-5
DAMAGES	79	32	38	73	22	22	29	40	-6
REPLEVIN	16	20	5	31	19	6	7	23	15
CONDEMNATION	34	2	3	33	1	9	23	70	-1
INCORPORATION	3	33	27	9	6	0	3	33	6
OTHER	20	10	10	20	7	5	8	40	0
TOTALS FOR PERIOD	275	167	158	284	81	66	137	48	9

LAFAYETTE COUNTY	DIVISION 1								
DEBT OR CONTRACT	15	12	12	15	8	3	4	27	0
DAMAGES	14	6	10	10	4	2	4	40	-4
REPLEVIN	0	0	0	0	0	0	0	0	0
CONDEMNATION	0	0	0	0	0	0	0	0	0
INCORPORATION	0	1	1	0	0	0	0	0	0
OTHER	1	0	0	1	0	0	1	100	0
TOTALS FOR PERIOD	30	19	23	26	12	5	9	35	-4

LAFAYETTE COUNTY	DIVISION 2								
DEBT OR CONTRACT	5	10	8	7	5	1	1	14	2
DAMAGES	7	8	8	7	7	0	0	0	0
REPLEVIN	1	0	1	0	0	0	0	0	-1
CONDEMNATION	0	0	0	0	0	0	0	0	0
INCORPORATION	0	2	2	0	0	0	0	0	0
OTHER	0	1	1	0	0	0	0	0	0
TOTALS FOR PERIOD	13	21	20	14	12	1	1	7	1

LAFAYETTE COUNTY	DIVISION 3								
DEBT OR CONTRACT	8	10	7	11	6	2	3	27	3
DAMAGES	3	3	2	4	2	2	0	0	1
REPLEVIN	0	1	0	1	1	0	0	0	1
CONDEMNATION	0	0	0	0	0	0	0	0	0
INCORPORATION	0	0	0	0	0	0	0	0	0
OTHER	0	1	1	0	0	0	0	0	0
TOTALS FOR PERIOD	11	15	10	16	9	4	3	19	5

LAFAYETTE COUNTY	DIVISION 4								
DEBT OR CONTRACT	1	8	3	6	6	0	0	0	-
DAMAGES	0	0	0	0	0	0	0	0	0
REPLEVIN	0	0	0	0	0	0	0	0	0
CONDEMNATION	0	0	0	0	0	0	0	0	0
INCORPORATION	0	1	1	0	0	0	0	0	0
OTHER	0	1	1	0	0	0	0	0	0
TOTALS FOR PERIOD	1	10	5	6	6	0	0	0	5

CIVIL CIRCUITS FROM 07/01/92 THROUGH 06/30/93

CIRCUIT AND COUNTY	CASES PENDING START	CASES FILED	CASES TERMINATED	CASES PENDING AT END	AGE OF ALL CASES PENDING LESS 1 YR.	1-2 YRS.	OVER 2 YRS.	% OVER 2 YRS.	CHANGE IN CASES PENDING

LAFAYETTE COUNTY									
DEBT OR CONTRACT	29	40	30	39	25	6	8	21	10
DAMAGES	24	17	20	21	13	4	4	19	-3
REPLEVIN	1	1	1	1	1	0	0	0	0
CONDEMNATION	0	0	0	0	0	0	0	0	0
INCORPORATION	0	4	4	0	0	0	0	0	0
OTHER	1	3	3	1	0	0	1	100	0
TOTALS FOR PERIOD	55	65	58	62	39	10	13	21	7

MILLER COUNTY	DIVISION 1								
DEBT OR CONTRACT	51	47	36	62	24	8	30	48	11
DAMAGES	53	18	21	50	16	11	23	46	-3
REPLEVIN	2	4	3	3	1	0	2	67	1
CONDEMNATION	1	3	2	2	1	0	1	50	1
INCORPORATION	1	4	5	0	0	0	0	0	-1
OTHER	12	5	7	10	1	4	5	50	-2
TOTALS FOR PERIOD	120	81	74	127	43	23	61	48	7

MILLER COUNTY	DIVISION 2								
DEBT OR CONTRACT	29	44	39	34	24	9	1	3	5
DAMAGES	41	28	25	44	22	13	9	20	3
REPLEVIN	4	2	3	3	2	1	0	0	-1
CONDEMNATION	2	3	3	2	1	0	1	50	0
INCORPORATION	1	2	1	2	1	1	0	0	1
OTHER	3	5	3	5	4	0	1	20	2
TOTALS FOR PERIOD	80	84	74	90	54	24	12	13	10

MILLER COUNTY	DIVISION 3								
DEBT OR CONTRACT	29	31	39	21	12	3	6	29	-8
DAMAGES	41	29	30	40	23	10	7	18	-1
REPLEVIN	6	7	7	6	5	1	0	0	0
CONDEMNATION	7	4	6	5	1	0	4	80	-2
INCORPORATION	0	5	5	0	0	0	0	0	0
OTHER	4	6	4	6	4	1	1	17	2
TOTALS FOR PERIOD	87	82	91	78	45	15	18	23	-9

MILLER COUNTY	DIVISION 4								
DEBT OR CONTRACT	17	24	20	21	11	4	6	29	4
DAMAGES	20	14	15	19	11	2	6	32	-1
REPLEVIN	2	3	1	4	2	0	2	50	2
CONDEMNATION	0	2	0	2	2	0	0	0	2
INCORPORATION	0	4	4	0	0	0	0	0	0
OTHER	3	1	1	3	1	1	1	33	0
TOTALS FOR PERIOD	42	48	41	49	27	7	15	31	7

CIVIL CIRCUITS FROM 07/01/92 THROUGH 06/30/93

CIRCUIT AND COUNTY	CASES PENDING START	CASES FILED	CASES TERMINATED	CASES PENDING AT END	AGE OF ALL CASES PENDING LESS 1 YR.	1-2 YRS.	OVER 2 YRS.	% OVER 2 YRS.	CHANGE IN CASES PENDING

MILLER COUNTY									
DEBT OR CONTRACT	126	146	134	138	71	24	43	31	12
DAMAGES	155	89	91	153	72	36	45	29	-2
REPLEVIN	14	16	14	16	10	2	4	25	2
CONDEMNATION	10	12	11	11	5	0	6	55	1
INCORPORATION	2	15	15	2	1	1	0	0	0
OTHER	22	17	15	24	10	6	8	33	2
TOTALS FOR PERIOD	329	295	280	344	169	69	106	31	15

NEVADA COUNTY	DIVISION 1								
DEBT OR CONTRACT	14	15	14	15	8	2	5	33	1
DAMAGES	8	4	3	9	3	4	2	22	1
REPLEVIN	1	0	0	1	0	1	0	0	0
CONDEMNATION	0	0	0	0	0	0	0	0	0
INCORPORATION	0	7	7	0	0	0	0	0	0
OTHER	2	1	1	2	0	0	2	100	0
TOTALS FOR PERIOD	25	27	25	27	11	7	9	33	2

NEVADA COUNTY	DIVISION 2								
DEBT OR CONTRACT	15	4	11	8	1	1	6	75	-7
DAMAGES	3	3	1	5	2	0	3	60	2
REPLEVIN	1	1	1	1	1	0	0	0	0
CONDEMNATION	1	0	1	0	0	0	0	0	-1
INCORPORATION	0	3	3	0	0	0	0	0	0
OTHER	0	0	0	0	0	0	0	0	0
TOTALS FOR PERIOD	20	11	17	14	4	1	9	64	-6

NEVADA COUNTY	DIVISION 3								
DEBT OR CONTRACT	10	17	14	13	10	0	3	23	3
DAMAGES	11	4	4	11	3	5	3	27	0
REPLEVIN	10	2	10	2	1	1	0	0	-8
CONDEMNATION	0	0	0	0	0	0	0	0	0
INCORPORATION	0	7	7	0	0	0	0	0	0
OTHER	2	2	4	0	0	0	0	0	-2
TOTALS FOR PERIOD	33	32	39	26	14	6	6	23	-7

NEVADA COUNTY	DIVISION 4								
DEBT OR CONTRACT	10	12	10	12	7	3	1	8	2
DAMAGES	6	4	3	7	3	3	1	14	1
REPLEVIN	0	2	0	2	2	0	0	0	2
CONDEMNATION	1	0	0	1	0	0	1	100	0
INCORPORATION	0	13	12	1	1	0	0	0	1
OTHER	0	1	1	0	0	0	0	0	0
TOTALS FOR PERIOD	17	32	26	23	14	6	3	13	6

CIVIL CIRCUITS FROM 07/01/92 THROUGH 06/30/93

CIRCUIT AND COUNTY	CASES PENDING START	CASES FILED	CASES TERMINATED	CASES PENDING AT END	AGE OF ALL CASES LESS 1 YR.	1-2 YRS.	PENDING OVER 2 YRS.	% OVER 2 YRS.	CHANGE IN CASES PENDING

NEVADA COUNTY									
DEBT OR CONTRACT	49	48	49	48	27	6	15	31	-1
DAMAGES	28	15	11	32	11	12	9	28	4
REPLEVIN	12	5	11	6	4	2	0	0	-6
CONDEMNATION	2	0	1	1	0	0	1	100	-1
INCORPORATION	0	30	29	1	1	0	0	0	1
OTHER	4	4	6	2	0	0	2	100	-2
TOTALS FOR PERIOD	95	102	107	90	43	20	27	30	-5

EIGHTH CIRCUIT									
DEBT OR CONTRACT	327	304	288	343	150	60	133	39	16
DAMAGES	286	153	160	279	118	74	87	31	-7
REPLEVIN	43	42	31	54	33	10	11	20	11
CONDEMNATION	46	14	15	45	6	9	30	67	-1
INCORPORATION	5	82	75	12	8	1	3	25	7
OTHER	47	34	34	47	17	11	19	40	0
TOTALS FOR PERIOD	754	629	603	780	332	165	283	36	26

NINTH CIRCUIT EAST									

CLARK COUNTY									
DEBT OR CONTRACT	73	131	122	82	57	11	14	17	9
DAMAGES	53	28	41	40	17	15	8	20	-13
REPLEVIN	3	3	2	4	3	1	0	0	1
CONDEMNATION	3	5	3	5	3	1	1	20	2
INCORPORATION	0	15	15	0	0	0	0	0	0
OTHER	9	13	8	14	8	4	2	14	5
TOTALS FOR PERIOD	141	195	191	145	88	32	25	17	4

PIKE COUNTY									
DEBT OR CONTRACT	25	50	48	27	22	4	1	4	2
DAMAGES	15	14	12	17	9	8	0	0	2
REPLEVIN	4	2	5	1	1	0	0	0	-3
CONDEMNATION	0	1	0	1	1	0	0	0	1
INCORPORATION	0	10	10	0	0	0	0	0	0
OTHER	1	5	5	1	1	0	0	0	0
TOTALS FOR PERIOD	45	82	80	47	34	12	1	2	2

NINTH CIRCUIT EAST									
DEBT OR CONTRACT	98	181	170	109	79	15	15	14	11
DAMAGES	68	42	53	57	26	23	8	14	-11
REPLEVIN	7	5	7	5	4	1	0	0	-2
CONDEMNATION	3	6	3	6	4	1	1	17	3
INCORPORATION	0	25	25	0	0	0	0	0	0
OTHER	10	18	13	15	9	4	2	13	5
TOTALS FOR PERIOD	186	277	271	192	122	44	26	14	6

CIVIL CIRCUITS FROM 07/01/92 THROUGH 06/30/93

CIRCUIT AND COUNTY	CASES PENDING START	CASES FILED	CASES TERMINATED	CASES PENDING AT END	AGE OF ALL CASES PENDING			% OVER 2 YRS.	CHANGE IN CASES PENDING
					LESS 1 YR.	1-2 YRS.	OVER 2 YRS.		

NINTH CIRCUIT WEST									

HOWARD COUNTY									
DEBT OR CONTRACT	45	51	67	29	21	5	3	10	-16
DAMAGES	20	13	15	18	10	6	2	11	-2
REPLEVIN	7	4	8	3	2	0	1	33	-4
CONDEMNATION	4	1	4	1	1	0	0	0	-3
INCORPORATION	0	6	6	0	0	0	0	0	0
OTHER	1	7	5	3	3	0	0	0	2
TOTALS FOR PERIOD	77	82	105	54	37	11	6	11	-23

LITTLE RIVER COUNTY									
DEBT OR CONTRACT	40	68	61	47	30	7	10	21	7
DAMAGES	46	14	28	32	11	9	12	38	-14
REPLEVIN	6	6	6	6	5	1	0	0	0
CONDEMNATION	5	0	5	0	0	0	0	0	-5
INCORPORATION	0	5	5	0	0	0	0	0	0
OTHER	4	2	3	3	1	1	1	33	-1
TOTALS FOR PERIOD	101	95	108	88	47	18	23	26	-13

SEVIER COUNTY									
DEBT OR CONTRACT	21	33	37	17	10	2	5	29	-4
DAMAGES	22	14	13	23	9	11	3	13	1
REPLEVIN	3	3	1	5	3	0	2	40	2
CONDEMNATION	0	1	0	1	1	0	0	0	1
INCORPORATION	0	4	4	0	0	0	0	0	0
OTHER	6	3	3	6	2	3	1	17	0
TOTALS FOR PERIOD	52	58	58	52	25	16	11	21	0

NINTH CIRCUIT WEST									
DEBT OR CONTRACT	106	152	165	93	61	14	18	19	-13
DAMAGES	88	41	56	73	30	26	17	23	-15
REPLEVIN	16	13	15	14	10	1	3	21	-2
CONDEMNATION	9	2	9	2	2	0	0	0	-7
INCORPORATION	0	15	15	0	0	0	0	0	0
OTHER	11	12	11	12	6	4	2	17	1
TOTALS FOR PERIOD	230	235	271	194	109	45	40	21	-36

TENTH CIRCUIT									

ASHLEY COUNTY DIVISION 1									
DEBT OR CONTRACT	9	17	22	4	3	1	0	0	-5
DAMAGES	5	3	6	2	1	1	0	0	-3
REPLEVIN	0	0	0	0	0	0	0	0	0
CONDEMNATION	0	0	0	0	0	0	0	0	0
INCORPORATION	0	2	2	0	0	0	0	0	0
OTHER	1	0	1	0	0	0	0	0	-1
TOTALS FOR PERIOD	15	22	31	6	4	2	0	0	-9

CIVIL CIRCUITS FROM 07/01/92 THROUGH 06/30/93

CIRCUIT AND COUNTY	CASES PENDING START	CASES FILED	CASES TERMINATED	CASES PENDING AT END	AGE OF ALL CASES LESS 1 YR.	1-2 YRS.	OVER 2 YRS.	% OVER 2 YRS.	CHANGE IN CASES PENDING

ASHLEY COUNTY	DIVISION 2								
DEBT OR CONTRACT	32	17	45	4	1	3	0	0	-28
DAMAGES	12	4	9	7	4	3	0	0	-5
REPLEVIN	0	0	0	0	0	0	0	0	0
CONDEMNATION	0	0	0	0	0	0	0	0	0
INCORPORATION	0	6	6	0	0	0	0	0	0
OTHER	0	2	2	0	0	0	0	0	0
TOTALS FOR PERIOD	44	29	62	11	5	6	0	0	-33

ASHLEY COUNTY	DIVISION 3								
DEBT OR CONTRACT	0	0	0	0	0	0	0	0	0
DAMAGES	0	0	0	0	0	0	0	0	0
REPLEVIN	0	0	0	0	0	0	0	0	0
CONDEMNATION	0	0	0	0	0	0	0	0	0
INCORPORATION	0	0	0	0	0	0	0	0	0
OTHER	0	0	0	0	0	0	0	0	0
TOTALS FOR PERIOD	0	0	0	0	0	0	0	0	0

ASHLEY COUNTY	DIVISION 4								
DEBT OR CONTRACT	120	107	72	155	68	30	57	37	35
DAMAGES	46	29	9	66	28	15	23	35	20
REPLEVIN	3	2	0	5	2	1	2	40	2
CONDEMNATION	2	1	0	3	1	2	0	0	1
INCORPORATION	3	22	19	6	5	0	1	17	3
OTHER	7	7	5	9	6	1	2	22	2
TOTALS FOR PERIOD	181	168	105	244	110	49	85	35	63

ASHLEY COUNTY	DIVISION 5								
DEBT OR CONTRACT	161	141	139	163	72	34	57	35	2
DAMAGES	63	36	24	75	33	19	23	31	12
REPLEVIN	3	2	0	5	2	1	2	40	2
CONDEMNATION	2	1	0	3	1	2	0	0	1
INCORPORATION	3	30	27	6	5	0	1	17	3
OTHER	8	9	8	9	6	1	2	22	1
TOTALS FOR PERIOD	240	219	198	261	119	57	85	33	21

BRADLEY COUNTY	DIVISION 1								
DEBT OR CONTRACT	9	4	13	0	0	0	0	0	-9
DAMAGES	4	0	4	0	0	0	0	0	-4
REPLEVIN	0	1	1	0	0	0	0	0	0
CONDEMNATION	0	0	0	0	0	0	0	0	0
INCORPORATION	2	19	21	0	0	0	0	0	-2
OTHER	1	0	1	0	0	0	0	0	-1
TOTALS FOR PERIOD	16	24	40	0	0	0	0	0	-16

CIVIL CIRCUITS FROM 07/01/92 THROUGH 06/30/93

CIRCUIT AND COUNTY	CASES PENDING START	CASES FILED	CASES TERMINATED	CASES PENDING AT END	AGE OF ALL CASES LESS 1 YR.	1-2 YRS.	PENDING OVER 2 YRS.	% OVER 2 YRS.	CHANGE IN CASES PENDING

BRADLEY COUNTY	DIVISION 2								
DEBT OR CONTRACT	5	4	9	0	0	0	0	0	-5
DAMAGES	4	0	4	0	0	0	0	0	-4
REPLEVIN	0	1	1	0	0	0	0	0	0
CONDEMNATION	0	0	0	0	0	0	0	0	0
INCORPORATION	1	4	5	0	0	0	0	0	-1
OTHER	0	0	0	0	0	0	0	0	0
TOTALS FOR PERIOD	10	9	19	0	0	0	0	0	-10

BRADLEY COUNTY	DIVISION 3								
DEBT OR CONTRACT	0	0	0	0	0	0	0	0	0
DAMAGES	0	0	0	0	0	0	0	0	0
REPLEVIN	0	0	0	0	0	0	0	0	0
CONDEMNATION	0	0	0	0	0	0	0	0	0
INCORPORATION	0	0	0	0	0	0	0	0	0
OTHER	0	0	0	0	0	0	0	0	0
TOTALS FOR PERIOD	0	0	0	0	0	0	0	0	0

BRADLEY COUNTY	DIVISION 4								
DEBT OR CONTRACT	44	45	30	59	21	17	21	36	15
DAMAGES	25	23	11	37	19	3	15	41	12
REPLEVIN	5	4	4	5	1	1	3	60	0
CONDEMNATION	0	0	0	0	0	0	0	0	0
INCORPORATION	0	105	104	1	1	0	0	0	1
OTHER	2	4	1	5	3	1	1	20	3
TOTALS FOR PERIOD	76	181	150	107	45	22	40	37	31

BRADLEY COUNTY	DIVISION 4								
DEBT OR CONTRACT	58	53	52	59	21	17	21	36	1
DAMAGES	33	23	19	37	19	3	15	41	4
REPLEVIN	5	6	6	5	1	1	3	60	0
CONDEMNATION	0	0	0	0	0	0	0	0	0
INCORPORATION	3	128	130	1	1	0	0	0	-2
OTHER	3	4	2	5	3	1	1	20	2
TOTALS FOR PERIOD	102	214	209	107	45	22	40	37	5

CHICOT COUNTY	DIVISION 1								
DEBT OR CONTRACT	14	12	26	0	0	0	0	0	-14
DAMAGES	4	0	4	0	0	0	0	0	-4
REPLEVIN	0	3	3	0	0	0	0	0	0
CONDEMNATION	0	0	0	0	0	0	0	0	0
INCORPORATION	0	2	2	0	0	0	0	0	0
OTHER	0	1	1	0	0	0	0	0	0
TOTALS FOR PERIOD	18	18	36	0	0	0	0	0	-18

CIVIL CIRCUITS FROM 07/01/92 THROUGH 06/30/93

CIRCUIT AND COUNTY	CASES PENDING START	CASES FILED	CASES TERMINATED	CASES PENDING AT END	AGE OF ALL CASES LESS 1 YR.	1-2 YRS.	PENDING OVER 2 YRS.	% OVER 2 YRS.	CHANGE IN CASES PENDING

CHICOT COUNTY	DIVISION 2								
DEBT OR CONTRACT	20	15	35	0	0	0	0	0	-20
DAMAGES	8	1	8	1	0	1	0	0	-7
REPLEVIN	2	1	3	0	0	0	0	0	-2
CONDEMNATION	0	0	0	0	0	0	0	0	0
INCORPORATION	0	2	2	0	0	0	0	0	0
OTHER	6	1	7	0	0	0	0	0	-6
TOTALS FOR PERIOD	36	20	55	1	0	1	0	0	-35

CHICOT COUNTY	DIVISION 3								
DEBT OR CONTRACT	0	0	0	0	0	0	0	0	0
DAMAGES	0	0	0	0	0	0	0	0	0
REPLEVIN	0	0	0	0	0	0	0	0	0
CONDEMNATION	0	0	0	0	0	0	0	0	0
INCORPORATION	0	0	0	0	0	0	0	0	0
OTHER	0	0	0	0	0	0	0	0	0
TOTALS FOR PERIOD	0	0	0	0	0	0	0	0	0

CHICOT COUNTY	DIVISION 4								
DEBT OR CONTRACT	78	65	37	106	41	36	29	27	28
DAMAGES	35	17	5	47	13	15	19	40	12
REPLEVIN	9	6	3	12	4	4	4	33	3
CONDEMNATION	1	2	0	3	2	1	0	0	2
INCORPORATION	1	4	4	1	0	0	1	100	0
OTHER	13	10	6	17	5	5	7	41	4
TOTALS FOR PERIOD	157	104	55	186	65	61	60	32	49

CHICOT COUNTY	DIVISION 4								
DEBT OR CONTRACT	112	92	98	106	41	36	29	27	-6
DAMAGES	47	18	17	48	13	16	19	40	1
REPLEVIN	11	10	9	12	4	4	4	33	1
CONDEMNATION	1	2	0	3	2	1	0	0	2
INCORPORATION	1	8	3	1	0	0	1	100	0
OTHER	19	12	14	17	5	5	7	41	-2
TOTALS FOR PERIOD	191	142	146	187	65	62	60	32	-4

DESHA COUNTY	DIVISION 1								
DEBT OR CONTRACT	8	9	16	1	1	0	0	0	-7
DAMAGES	4	4	6	2	2	0	0	0	-2
REPLEVIN	0	1	1	0	0	0	0	0	0
CONDEMNATION	0	0	0	0	0	0	0	0	0
INCORPORATION	0	2	2	0	0	0	0	0	0
OTHER	1	1	1	1	1	0	0	0	0
TOTALS FOR PERIOD	13	17	26	4	4	0	0	0	-9

CIVIL CIRCUITS FROM 07/01/92 THROUGH 06/30/93

CIRCUIT AND COUNTY	CASES PENDING START	CASES FILED	CASES TERMINATED	CASES PENDING AT END	AGE OF ALL CASES LESS 1 YR.	PENDING 1-2 YRS.	OVER 2 YRS.	% OVER 2 YRS.	CHANGE IN CASES PENDING

DESHA COUNTY	DIVISION 2								
DEBT OR CONTRACT	17	16	32	1	0	0	1	100	-16
DAMAGES	9	3	7	5	2	1	2	40	-4
REPLEVIN	0	1	0	1	1	0	0	0	1
CONDEMNATION	0	0	0	0	0	0	0	0	0
INCORPORATION	0	0	0	0	0	0	0	0	0
OTHER	2	0	2	0	0	0	0	0	-2
TOTALS FOR PERIOD	28	20	41	7	3	1	3	43	-21

DESHA COUNTY	DIVISION 3								
DEBT OR CONTRACT	0	0	0	0	0	0	0	0	0
DAMAGES	0	0	0	0	0	0	0	0	0
REPLEVIN	0	0	0	0	0	0	0	0	0
CONDEMNATION	0	0	0	0	0	0	0	0	0
INCORPORATION	0	0	0	0	0	0	0	0	0
OTHER	0	0	0	0	0	0	0	0	0
TOTALS FOR PERIOD	0	0	0	0	0	0	0	0	0

DESHA COUNTY	DIVISION 4								
DEBT OR CONTRACT	88	80	33	135	58	27	50	37	47
DAMAGES	54	30	7	77	27	12	38	49	23
REPLEVIN	5	5	5	5	3	0	2	40	0
CONDEMNATION	1	0	1	0	0	0	0	0	-1
INCORPORATION	0	7	4	3	3	0	0	0	3
OTHER	22	11	2	31	9	13	9	29	9
TOTALS FOR PERIOD	170	133	52	251	100	52	99	39	81

DESHA COUNTY	DIVISION 5								
DEBT OR CONTRACT	113	105	51	137	59	27	51	37	24
DAMAGES	67	37	20	84	31	13	40	48	17
REPLEVIN	5	7	6	6	4	0	2	33	1
CONDEMNATION	1	0	1	0	0	0	0	0	-1
INCORPORATION	0	9	6	3	3	0	0	0	3
OTHER	25	12	5	32	10	13	9	28	7
TOTALS FOR PERIOD	211	170	119	262	107	53	102	39	51

DREW COUNTY	DIVISION 1								
DEBT OR CONTRACT	12	7	19	0	0	0	0	0	-12
DAMAGES	6	1	7	0	0	0	0	0	-6
REPLEVIN	0	2	2	0	0	0	0	0	0
CONDEMNATION	0	0	0	0	0	0	0	0	0
INCORPORATION	0	3	3	0	0	0	0	0	0
OTHER	1	2	3	0	0	0	0	0	-1
TOTALS FOR PERIOD	19	15	34	0	0	0	0	0	-19

CIVIL CIRCUITS FROM 07/01/92 THROUGH 06/30/93

CIRCUIT AND COUNTY	CASES PENDING START	CASES FILED	CASES TERMINATED	CASES PENDING AT END	AGE OF ALL CASES PENDING OVER			% OVER 2 YRS.	CHANGE IN CASES PENDING
					1 YR.	1-2 YRS.	2 YRS.		

DREW COUNTY	DIVISION 2								
DEBT OR CONTRACT	38	19	25	32	11	14	7	22	-6
DAMAGES	23	4	8	19	3	6	10	53	-4
REPLEVIN	3	5	2	6	3	1	2	33	3
CONDEMNATION	2	2	2	2	0	1	1	50	0
INCORPORATION	0	1	1	0	0	0	0	0	0
OTHER	7	4	4	7	1	3	3	43	0
TOTALS FOR PERIOD	73	35	42	66	18	25	23	35	-7

DREW COUNTY	DIVISION 3								
DEBT OR CONTRACT	0	0	0	0	0	0	0	0	0
DAMAGES	0	0	0	0	0	0	0	0	0
REPLEVIN	0	0	0	0	0	0	0	0	0
CONDEMNATION	0	0	0	0	0	0	0	0	0
INCORPORATION	0	1	1	0	0	0	0	0	0
OTHER	0	0	0	0	0	0	0	0	0
TOTALS FOR PERIOD	0	1	1	0	0	0	0	0	0

DREW COUNTY	DIVISION 4								
DEBT OR CONTRACT	50	68	42	76	35	17	24	32	26
DAMAGES	24	15	8	31	14	5	12	39	7
REPLEVIN	2	5	5	2	1	0	1	50	0
CONDEMNATION	0	0	0	0	0	0	0	0	0
INCORPORATION	0	25	25	0	0	0	0	0	0
OTHER	3	7	2	8	5	2	1	13	5
TOTALS FOR PERIOD	79	120	82	117	55	24	38	32	38

DREW COUNTY									
DEBT OR CONTRACT	100	94	86	108	46	31	31	29	8
DAMAGES	53	20	23	50	17	11	22	44	-3
REPLEVIN	5	12	9	8	4	1	3	35	3
CONDEMNATION	2	2	2	2	0	1	1	50	0
INCORPORATION	0	30	30	0	0	0	0	0	0
OTHER	11	13	9	15	6	5	4	27	4
TOTALS FOR PERIOD	171	171	159	183	73	49	61	33	12

TENTH CIRCUIT									
DEBT OR CONTRACT	544	485	456	573	239	145	189	33	29
DAMAGES	263	134	103	294	113	62	119	40	31
REPLEVIN	29	37	30	36	15	7	14	39	7
CONDEMNATION	6	5	3	8	3	4	1	13	2
INCORPORATION	7	205	201	11	9	0	2	18	4
OTHER	66	50	38	78	30	25	23	29	12
TOTALS FOR PERIOD	915	916	831	1000	409	243	348	35	85

CIVIL CIRCUITS FROM 07/01/92 THROUGH 06/30/93

CIRCUIT AND COUNTY	CASES PENDING START	CASES FILED	CASES TERMINATED	CASES PENDING AT END	AGE OF ALL CASES PENDING LESS 1 YR.	1-2 YRS.	OVER 2 YRS.	% OVER 2 YRS.	CHANGE IN CASES PENDING

ELEVENTH CIRCUIT EAST									

ARKANSAS COUNTY									
DEBT OR CONTRACT	83	162	144	101	63	25	13	13	18
DAMAGES	53	35	38	50	26	13	11	22	-3
REPLEVIN	4	18	10	12	6	5	1	8	8
CONDEMNATION	3	4	0	7	4	0	3	43	4
INCORPORATION	0	6	6	0	0	0	0	0	0
OTHER	29	44	34	39	32	4	3	8	10
TOTALS FOR PERIOD	172	269	232	209	131	47	31	15	37

ELEVENTH CIRCUIT EAST									
DEBT OR CONTRACT	83	162	144	101	63	25	13	13	18
DAMAGES	53	35	38	50	26	13	11	22	-3
REPLEVIN	4	18	10	12	6	5	1	8	8
CONDEMNATION	3	4	0	7	4	0	3	43	4
INCORPORATION	0	6	6	0	0	0	0	0	0
OTHER	29	44	34	39	32	4	3	8	10
TOTALS FOR PERIOD	172	269	232	209	131	47	31	15	37

ELEVENTH CIRCUIT WEST									

JEFFERSON COUNTY	DIVISION 1								
DEBT OR CONTRACT	170	202	203	169	106	43	20	12	-1
DAMAGES	100	92	67	125	74	32	19	15	25
REPLEVIN	3	1	1	3	0	2	1	33	0
CONDEMNATION	2	1	1	2	1	1	0	0	0
INCORPORATION	0	0	0	0	0	0	0	0	0
OTHER	9	22	24	7	5	2	0	0	-2
TOTALS FOR PERIOD	284	318	296	306	186	80	40	13	22

JEFFERSON COUNTY	DIVISION 2								
DEBT OR CONTRACT	139	208	218	129	91	31	7	5	-10
DAMAGES	121	89	109	101	66	24	11	11	-20
REPLEVIN	4	0	3	1	0	1	0	0	-3
CONDEMNATION	7	2	3	6	1	5	0	0	-1
INCORPORATION	0	11	10	1	1	0	0	0	1
OTHER	1	13	8	6	5	0	1	17	5
TOTALS FOR PERIOD	272	323	351	244	164	61	19	8	-28

CIVIL CIRCUITS FROM 07/01/92 THROUGH 06/30/93

CIRCUIT AND COUNTY	CASES PENDING START	CASES FILED	CASES TERMINATED	CASES PENDING AT END	AGE OF ALL CASES PENDING LESS 1 YR.	1-2 YRS.	OVER 2 YRS.	% OVER 2 YRS.	CHANGE IN CASES PENDING

JEFFERSON COUNTY	DIVISION 3								
DEBT OR CONTRACT	82	83	117	48	33	8	7	15	-34
DAMAGES	87	90	65	112	68	33	11	10	25
REPLEVIN	3	2	3	2	2	0	0	0	-1
CONDEMNATION	0	1	1	0	0	0	0	0	0
INCORPORATION	0	0	0	0	0	0	0	0	0
OTHER	13	57	28	42	33	9	0	0	29
TOTALS FOR PERIOD	185	233	214	204	136	50	18	9	19

JEFFERSON COUNTY	DIVISION 4								
DEBT OR CONTRACT	0	0	0	0	0	0	0	0	0
DAMAGES	0	0	0	0	0	0	0	0	0
REPLEVIN	0	0	0	0	0	0	0	0	0
CONDEMNATION	0	0	0	0	0	0	0	0	0
INCORPORATION	0	0	0	0	0	0	0	0	0
OTHER	0	0	0	0	0	0	0	0	0
TOTALS FOR PERIOD	0	0	0	0	0	0	0	0	0

JEFFERSON COUNTY									
DEBT OR CONTRACT	391	493	538	346	230	82	34	10	-45
DAMAGES	308	271	241	338	208	89	41	12	30
REPLEVIN	10	3	7	6	2	3	1	17	-4
CONDEMNATION	9	4	5	5	2	6	0	0	-1
INCORPORATION	0	11	10	1	1	0	0	0	1
OTHER	23	92	60	55	43	11	1	2	32
TOTALS FOR PERIOD	741	874	861	754	486	191	77	10	13

LINCOLN COUNTY	DIVISION 1								
DEBT OR CONTRACT	16	18	14	20	7	4	9	45	4
DAMAGES	7	12	10	9	6	2	1	11	2
REPLEVIN	8	5	3	10	2	3	5	50	2
CONDEMNATION	0	0	0	0	0	0	0	0	0
INCORPORATION	0	7	7	0	0	0	0	0	0
OTHER	0	0	0	0	0	0	0	0	0
TOTALS FOR PERIOD	31	42	34	39	15	9	15	38	8

LINCOLN COUNTY	DIVISION 2								
DEBT OR CONTRACT	14	15	17	12	7	5	0	0	-2
DAMAGES	7	5	5	7	4	3	0	0	0
REPLEVIN	8	3	9	2	1	1	0	0	-6
CONDEMNATION	0	0	0	0	0	0	0	0	0
INCORPORATION	0	12	12	0	0	0	0	0	0
OTHER	1	1	1	1	0	0	1	100	0
TOTALS FOR PERIOD	30	36	44	22	12	9	1	5	-8

CIVIL CIRCUITS FROM 07/01/92 THROUGH 06/30/93

CIRCUIT AND COUNTY	CASES PENDING START	CASES FILED	CASES TERMINATED	CASES PENDING AT END	AGE OF ALL CASES LESS 1 YR.	1-2 YRS.	PENDING OVER 2 YRS.	% OVER 2 YRS.	CHANGE IN CASES PENDING

LINCOLN COUNTY	DIVISION 3								
DEBT OR CONTRACT	18	9	10	17	5	3	9	53	-1
DAMAGES	9	6	3	12	5	5	2	17	3
REPLEVIN	1	1	1	1	0	1	0	0	0
CONDEMNATION	0	0	0	0	0	0	0	0	0
INCORPORATION	0	0	0	0	0	0	0	0	0
OTHER	27	61	26	62	44	18	0	0	35
TOTALS FOR PERIOD	55	77	40	92	54	27	11	12	37

LINCOLN COUNTY	DIVISION 4								
DEBT OR CONTRACT	0	0	0	0	0	0	0	0	0
DAMAGES	0	0	0	0	0	0	0	0	0
REPLEVIN	0	0	0	0	0	0	0	0	0
CONDEMNATION	0	0	0	0	0	0	0	0	0
INCORPORATION	0	0	0	0	0	0	0	0	0
OTHER	0	0	0	0	0	0	0	0	0
TOTALS FOR PERIOD	0	0	0	0	0	0	0	0	0

LINCOLN COUNTY									
DEBT OR CONTRACT	48	42	41	49	19	12	18	37	1
DAMAGES	23	23	18	28	15	10	3	11	5
REPLEVIN	17	9	13	13	3	5	5	38	-4
CONDEMNATION	0	0	0	0	0	0	0	0	0
INCORPORATION	0	19	19	0	0	0	0	0	0
OTHER	22	62	27	63	44	18	1	2	35
TOTALS FOR PERIOD	116	155	118	153	81	45	27	18	37

ELEVENTH CIRCUIT WEST									
DEBT OR CONTRACT	439	535	579	395	249	94	52	13	-44
DAMAGES	331	294	259	366	223	99	44	12	35
REPLEVIN	27	12	20	19	5	8	6	32	-8
CONDEMNATION	9	4	5	8	2	6	0	0	-1
INCORPORATION	0	30	29	1	1	0	0	0	1
OTHER	51	154	87	118	87	29	2	2	67
TOTALS FOR PERIOD	857	1029	979	907	567	236	104	11	50

TWELFTH CIRCUIT									
CRAWFORD COUNTY	DIVISION 1								
DEBT OR CONTRACT	124	80	163	41	21	17	3	7	-83
DAMAGES	53	27	49	31	10	15	6	19	-22
REPLEVIN	2	2	3	1	1	0	0	0	-1
CONDEMNATION	6	6	4	8	6	2	0	0	2
INCORPORATION	1	4	5	0	0	0	0	0	-1
OTHER	20	21	33	8	7	1	0	0	-12
TOTALS FOR PERIOD	206	140	257	89	45	35	9	10	-117

CIVIL CIRCUITS FROM 07/01/92 THROUGH 06/30/93

CIRCUIT AND COUNTY	CASES PENDING START	CASES FILED	CASES TERMINATED	CASES PENDING AT END	AGE OF ALL CASES LESS 1 YR.	PENDING 1-2 YRS.	PENDING OVER 2 YRS.	% OVER 2 YRS.	CHANGE IN CASES PENDING

CRAWFORD COUNTY	DIVISION 2								
DEBT OR CONTRACT	3	93	74	22	21	1	0	0	19
DAMAGES	1	19	8	12	12	0	0	0	11
REPLEVIN	1	2	3	0	0	0	0	0	-1
CONDEMNATION	0	2	0	2	2	0	0	0	2
INCORPORATION	0	5	5	0	0	0	0	0	0
OTHER	1	12	7	6	6	0	0	0	5
TOTALS FOR PERIOD	6	133	97	42	41	1	0	0	36

CRAWFORD COUNTY	DIVISION 3								
DEBT OR CONTRACT	0	73	48	25	25	0	0	0	25
DAMAGES	0	28	3	20	20	0	0	0	20
REPLEVIN	0	1	1	0	0	0	0	0	0
CONDEMNATION	0	7	0	7	7	0	0	0	7
INCORPORATION	0	8	8	0	0	0	0	0	0
OTHER	0	14	10	4	4	0	0	0	4
TOTALS FOR PERIOD	0	131	75	56	56	0	0	0	56

CRAWFORD COUNTY	DIVISION 4								
DEBT OR CONTRACT	0	0	0	0	0	0	0	0	0
DAMAGES	0	0	0	0	0	0	0	0	0
REPLEVIN	0	0	0	0	0	0	0	0	0
CONDEMNATION	0	0	0	0	0	0	0	0	0
INCORPORATION	0	0	0	0	0	0	0	0	0
OTHER	0	0	0	0	0	0	0	0	0
TOTALS FOR PERIOD	0	0	0	0	0	0	0	0	0

CRAWFORD COUNTY									
DEBT OR CONTRACT	127	246	285	88	67	18	3	3	-39
DAMAGES	54	74	65	63	42	15	6	10	9
REPLEVIN	3	5	7	1	1	0	0	0	-2
CONDEMNATION	6	15	4	17	15	2	0	0	11
INCORPORATION	1	17	18	0	0	0	0	0	-1
OTHER	21	47	50	18	17	1	0	0	-3
TOTALS FOR PERIOD	212	404	429	187	142	36	9	5	-25

SEBASTIAN COUNTY	DIVISION 1								
DEBT OR CONTRACT	51	316	250	117	112	5	0	0	66
DAMAGES	30	67	55	42	38	2	2	5	12
REPLEVIN	0	7	6	1	1	0	0	0	1
CONDEMNATION	13	3	12	4	3	1	0	0	-9
INCORPORATION	0	6	6	0	0	0	0	0	0
OTHER	14	39	28	25	21	3	1	4	11
TOTALS FOR PERIOD	108	438	357	189	175	11	3	2	81

CIVIL CIRCUITS FROM 07/01/92 THROUGH 06/30/93

CIRCUIT AND COUNTY	CASES PENDING START	CASES FILED	CASES TERMINATED	CASES PENDING AT END	AGE OF ALL CASES PENDING LESS			% OVER 2 YRS.	CHANGE IN CASES PENDING
					1 YR.	1-2 YRS.	OVER 2 YRS.		

SEBASTIAN COUNTY	DIVISION 2								
DEBT OR CONTRACT	127	286	300	113	104	8	1	1	-14
DAMAGES	42	61	60	43	38	4	1	2	1
REPLEVIN	7	15	15	7	7	0	0	0	0
CONDEMNATION	4	1	4	1	0	1	0	0	-3
INCORPORATION	1	8	8	1	1	0	0	0	0
OTHER	3	17	17	3	2	0	1	33	0
TOTALS FOR PERIOD	184	388	404	168	152	13	3	2	-16

SEBASTIAN COUNTY	DIVISION 3								
DEBT OR CONTRACT	169	270	290	149	103	39	7	5	-20
DAMAGES	78	72	63	87	54	28	5	6	9
REPLEVIN	13	14	16	11	8	3	0	0	-2
CONDEMNATION	13	2	10	5	1	1	3	60	-8
INCORPORATION	0	7	6	1	1	0	0	0	1
OTHER	5	26	22	9	9	0	0	0	4
TOTALS FOR PERIOD	278	391	407	262	176	71	15	6	-16

SEBASTIAN COUNTY	DIVISION 4								
DEBT OR CONTRACT	0	0	0	0	0	0	0	0	0
DAMAGES	0	0	0	0	0	0	0	0	0
REPLEVIN	0	0	0	0	0	0	0	0	0
CONDEMNATION	0	0	0	0	0	0	0	0	0
INCORPORATION	0	0	0	0	0	0	0	0	0
OTHER	0	0	0	0	0	0	0	0	0
TOTALS FOR PERIOD	0	0	0	0	0	0	0	0	0

SEBASTIAN COUNTY									
DEBT OR CONTRACT	347	872	840	379	319	52	8	2	32
DAMAGES	150	200	178	172	130	34	8	5	22
REPLEVIN	20	36	37	19	16	3	0	0	-1
CONDEMNATION	30	6	26	10	4	3	3	30	-20
INCORPORATION	1	21	20	2	2	0	0	0	1
OTHER	22	82	67	37	32	3	2	5	15
TOTALS FOR PERIOD	570	1217	1168	619	503	95	21	3	49

TWELFTH CIRCUIT									
DEBT OR CONTRACT	474	1118	1125	467	386	70	11	2	-7
DAMAGES	204	274	243	235	172	49	14	6	31
REPLEVIN	23	41	44	20	17	3	0	0	-3
CONDEMNATION	36	21	30	27	19	5	3	11	-9
INCORPORATION	2	38	38	2	2	0	0	0	0
OTHER	43	129	117	55	49	4	2	4	12
TOTALS FOR PERIOD	782	1621	1597	806	645	131	30	4	24

CIVIL CIRCUITS FROM 07/01/92 THROUGH 06/30/93

CIRCUIT AND COUNTY	CASES PENDING START	CASES FILED	CASES TERMINATED	CASES PENDING AT END	AGE OF ALL CASES LESS 1 YR.	1-2 YRS.	OVER 2 YRS.	% OVER 2 YRS.	CHANGE IN CASES PENDING

THIRTEENTH CIRCUIT									

CALHOUN COUNTY									
DEBT OR CONTRACT	31	22	38	15	9	5	1	7	-16
DAMAGES	10	10	8	12	9	0	3	25	2
REPLEVIN	2	3	2	3	3	0	0	0	1
CONDEMNATION	0	0	0	0	0	0	0	0	0
INCORPORATION	1	36	36	1	1	0	0	0	0
OTHER	6	4	5	2	2	0	0	0	-4
TOTALS FOR PERIOD	50	75	92	33	24	5	4	12	-17

CLEVELAND COUNTY									
DEBT OR CONTRACT	14	21	30	5	5	0	0	0	-9
DAMAGES	10	11	9	12	7	3	2	17	2
REPLEVIN	0	5	3	2	2	0	0	0	2
CONDEMNATION	6	1	6	1	1	0	0	0	-5
INCORPORATION	1	31	32	0	0	0	0	0	-1
OTHER	3	0	2	1	0	0	1	100	-2
TOTALS FOR PERIOD	34	69	82	21	15	3	3	14	-13

COLUMBIA COUNTY									
DEBT OR CONTRACT	71	112	83	100	59	25	16	16	29
DAMAGES	69	42	37	74	31	29	14	19	5
REPLEVIN	3	2	2	3	0	1	2	67	0
CONDEMNATION	8	0	3	5	0	1	4	80	-3
INCORPORATION	0	13	13	0	0	0	0	0	0
OTHER	28	13	9	32	8	15	9	28	4
TOTALS FOR PERIOD	179	182	147	214	98	71	45	21	35

DALLAS COUNTY									
DEBT OR CONTRACT	65	55	76	44	32	8	4	9	-21
DAMAGES	16	11	12	15	8	4	3	20	-1
REPLEVIN	3	6	6	3	3	0	0	0	0
CONDEMNATION	0	1	0	1	1	0	0	0	1
INCORPORATION	1	11	12	0	0	0	0	0	-1
OTHER	12	4	9	7	2	4	1	14	-5
TOTALS FOR PERIOD	97	88	115	70	46	16	8	11	-27

OUACHITA COUNTY									
DEBT OR CONTRACT	92	170	161	101	81	12	8	8	9
DAMAGES	58	48	45	61	33	18	10	16	3
REPLEVIN	19	17	24	12	7	4	1	8	-7
CONDEMNATION	3	11	6	8	5	0	3	38	5
INCORPORATION	1	15	15	1	0	1	0	0	0
OTHER	28	25	32	21	10	6	5	24	-7
TOTALS FOR PERIOD	201	286	283	204	136	41	27	13	3

CIVIL CIRCUITS FROM 07/01/92 THROUGH 06/30/93

CIRCUIT AND COUNTY	CASES PENDING START	CASES FILED	CASES TERMINATED	CASES PENDING AT END	AGE OF ALL CASES LESS 1 YR.	PENDING 1-2 YRS.	PENDING OVER 2 YRS.	% OVER 2 YRS.	CHANGE IN CASES PENDING

UNION COUNTY									
DEBT OR CONTRACT	266	275	208	333	145	65	123	37	67
DAMAGES	152	82	86	148	62	44	42	28	-4
REPLEVIN	20	11	9	22	6	6	10	45	2
CONDEMNATION	9	3	0	12	3	0	9	75	3
INCORPORATION	5	55	59	1	1	0	0	0	-4
OTHER	55	30	24	61	15	12	34	56	6
TOTALS FOR PERIOD	507	456	386	577	232	127	218	38	70

THIRTEENTH CIRCUIT									
DEBT OR CONTRACT	539	655	596	598	331	115	152	25	59
DAMAGES	315	204	197	322	150	98	74	23	7
REPLEVIN	47	44	46	45	21	11	13	29	-2
CONDEMNATION	26	16	15	27	10	1	16	59	1
INCORPORATION	9	161	167	3	2	1	0	0	-6
OTHER	132	76	84	124	37	37	50	40	-8
TOTALS FOR PERIOD	1068	1156	1105	1119	551	263	305	27	51

FOURTEENTH CIRCUIT									

BAXTER COUNTY									
DEBT OR CONTRACT	87	97	106	78	59	8	11	14	-9
DAMAGES	74	47	56	65	37	12	16	25	-9
REPLEVIN	2	2	2	2	1	1	0	0	0
CONDEMNATION	2	18	2	18	18	0	0	0	16
INCORPORATION	0	12	12	0	0	0	0	0	0
OTHER	4	3	6	1	1	0	0	0	-3
TOTALS FOR PERIOD	169	179	184	164	116	21	27	16	-5

BOONE COUNTY									
DEBT OR CONTRACT	65	95	96	64	43	14	7	11	-1
DAMAGES	33	37	33	37	28	5	4	11	4
REPLEVIN	1	2	1	2	2	0	0	0	1
CONDEMNATION	0	5	0	5	5	0	0	0	5
INCORPORATION	0	10	10	0	0	0	0	0	0
OTHER	6	18	14	10	9	1	0	0	4
TOTALS FOR PERIOD	105	167	154	118	87	20	11	9	13

MARION COUNTY									
DEBT OR CONTRACT	40	26	45	21	15	3	3	14	-19
DAMAGES	36	19	33	22	14	4	4	18	-14
REPLEVIN	5	1	5	1	0	1	0	0	-4
CONDEMNATION	11	3	9	5	3	2	0	0	-6
INCORPORATION	1	5	5	1	1	0	0	0	0
OTHER	6	2	6	2	0	1	1	50	-4
TOTALS FOR PERIOD	99	56	103	52	33	11	8	15	-47

CIVIL CIRCUITS FROM 07/01/92 THROUGH 06/30/93

CIRCUIT AND COUNTY	CASES PENDING START	CASES FILED	CASES TERMINATED	CASES PENDING AT END	AGE OF ALL CASES LESS 1 YR.	PENDING 1-2 YRS.	PENDING OVER 2 YRS.	% OVER 2 YRS.	CHANGE IN CASES PENDING

NEWTON COUNTY									
DEBT OR CONTRACT	21	13	16	18	6	3	9	50	-3
DAMAGES	13	11	12	12	7	5	0	0	-1
REPLEVIN	0	0	0	0	0	0	0	0	0
CONDEMNATION	1	0	1	0	0	0	0	0	-1
INCORPORATION	0	4	4	0	0	0	0	0	0
OTHER	3	3	6	0	0	0	0	0	-3
TOTALS FOR PERIOD	38	31	39	30	13	8	9	30	-8

FOURTEENTH CIRCUIT									
DEBT OR CONTRACT	213	231	263	181	123	28	30	17	-32
DAMAGES	156	114	134	136	86	26	24	18	-20
REPLEVIN	3	5	8	5	3	2	0	0	-3
CONDEMNATION	14	26	12	28	26	2	0	0	14
INCORPORATION	1	31	31	1	1	0	0	0	0
OTHER	19	26	32	13	10	2	1	8	-6
TOTALS FOR PERIOD	411	433	480	364	249	60	55	15	-47

FIFTEENTH CIRCUIT									

CONWAY COUNTY DIVISION 1									
DEBT OR CONTRACT	40	76	85	31	27	3	1	3	-9
DAMAGES	40	34	38	36	29	6	1	3	-4
REPLEVIN	3	6	5	4	3	1	0	0	1
CONDEMNATION	6	0	6	0	0	0	0	0	-6
INCORPORATION	1	7	7	1	1	0	0	0	0
OTHER	1	1	1	1	1	0	0	0	0
TOTALS FOR PERIOD	91	124	142	73	61	10	2	3	-18

CONWAY COUNTY DIVISION 2									
DEBT OR CONTRACT	10	24	17	17	12	4	1	6	7
DAMAGES	34	12	18	28	11	14	3	11	-6
REPLEVIN	1	4	4	1	1	0	0	0	0
CONDEMNATION	0	0	0	0	0	0	0	0	0
INCORPORATION	0	0	0	0	0	0	0	0	0
OTHER	0	3	3	0	0	0	0	0	0
TOTALS FOR PERIOD	45	43	42	46	24	18	4	9	1

CONWAY COUNTY									
DEBT OR CONTRACT	50	100	102	48	39	7	2	4	-2
DAMAGES	74	46	56	64	40	20	4	6	-13
REPLEVIN	4	10	9	5	4	1	0	0	1
CONDEMNATION	6	0	6	0	0	0	0	0	-6
INCORPORATION	1	7	7	1	1	0	0	0	0
OTHER	1	4	4	1	1	0	0	0	0
TOTALS FOR PERIOD	136	167	184	119	85	28	6	5	-17

CIVIL CIRCUITS FROM 07/01/92 THROUGH 06/30/93

CIRCUIT AND COUNTY	CASES PENDING START	CASES FILED	CASES TERMINATED	CASES PENDING AT END	AGE OF ALL CASES PENDING LESS 1 YR.	1-2 YRS.	OVER 2 YRS.	% OVER 2 YRS.	CHANGE IN CASES PENDING

LOGAN COUNTY	DIVISION 1								
DEBT OR CONTRACT	36	48	60	24	19	4	1	4	-12
DAMAGES	36	23	33	26	17	7	2	8	-10
REPLEVIN	5	5	7	3	3	0	0	0	-2
CONDEMNATION	0	1	0	1	1	0	0	0	1
INCORPORATION	0	1	1	0	0	0	0	0	0
OTHER	1	3	2	2	2	0	0	0	1
TOTALS FOR PERIOD	78	81	103	56	42	11	3	5	-22

LOGAN COUNTY	DIVISION 2								
DEBT OR CONTRACT	15	20	20	15	7	7	1	7	0
DAMAGES	5	4	1	8	4	4	0	0	3
REPLEVIN	0	2	1	1	1	0	0	0	1
CONDEMNATION	0	0	0	0	0	0	0	0	0
INCORPORATION	0	0	0	0	0	0	0	0	0
OTHER	0	0	0	0	0	0	0	0	0
TOTALS FOR PERIOD	20	26	22	24	12	11	1	4	4

LOGAN COUNTY	DIVISION 1								
DEBT OR CONTRACT	51	68	80	39	26	11	2	5	-12
DAMAGES	41	27	34	34	21	11	2	6	-7
REPLEVIN	5	7	8	4	4	0	0	0	-1
CONDEMNATION	0	1	0	1	1	0	0	0	1
INCORPORATION	0	1	1	0	0	0	0	0	0
OTHER	1	3	2	2	2	0	0	0	1
TOTALS FOR PERIOD	98	107	125	80	54	22	4	5	-18

SCOTT COUNTY	DIVISION 1								
DEBT OR CONTRACT	10	30	31	9	3	0	1	11	-1
DAMAGES	12	18	15	15	12	3	0	0	3
REPLEVIN	1	1	2	0	0	0	0	0	-1
CONDEMNATION	4	0	4	0	0	0	0	0	-4
INCORPORATION	0	0	0	0	0	0	0	0	0
OTHER	3	4	5	2	2	0	0	0	-1
TOTALS FOR PERIOD	30	53	57	26	22	3	1	4	-4

SCOTT COUNTY	DIVISION 2								
DEBT OR CONTRACT	5	13	14	4	3	0	1	25	-1
DAMAGES	5	3	5	3	2	0	1	33	-2
REPLEVIN	0	0	0	0	0	0	0	0	0
CONDEMNATION	2	0	2	0	0	0	0	0	-2
INCORPORATION	0	0	0	0	0	0	0	0	0
OTHER	4	2	3	3	1	2	0	0	-1
TOTALS FOR PERIOD	16	18	24	10	6	2	2	20	-6

CIVIL CIRCUITS FROM 07/01/92 THROUGH 06/30/93

CIRCUIT AND COUNTY	CASES PENDING START	CASES FILED	CASES TERMINATED	CASES PENDING AT END	AGE OF ALL CASES PENDING LESS 1 YR.	1-2 YRS.	OVER 2 YRS.	% OVER 2 YRS.	CHANGE IN CASES PENDING

SCOTT COUNTY									
DEBT OR CONTRACT	15	43	45	13	11	0	2	15	-2
DAMAGES	17	21	20	18	14	3	1	6	1
REPLEVIN	1	1	2	0	0	0	0	0	-1
CONDEMNATION	6	0	6	0	0	0	0	0	-6
INCORPORATION	0	0	0	0	0	0	0	0	0
OTHER	7	6	8	5	3	2	0	0	-2
TOTALS FOR PERIOD	46	71	81	36	28	5	3	8	-10

YELL COUNTY	DIVISION 1								
DEBT OR CONTRACT	22	63	57	28	25	2	1	4	6
DAMAGES	25	27	24	28	20	6	2	7	3
REPLEVIN	2	0	2	0	0	0	0	0	-2
CONDEMNATION	1	0	1	0	0	0	0	0	-1
INCORPORATION	0	2	2	0	0	0	0	0	0
OTHER	7	11	13	5	5	0	0	0	-2
TOTALS FOR PERIOD	57	103	99	61	50	8	3	5	4

YELL COUNTY	DIVISION 2								
DEBT OR CONTRACT	16	17	17	16	7	3	6	38	0
DAMAGES	14	11	11	14	3	3	3	21	0
REPLEVIN	1	1	0	2	1	0	1	50	1
CONDEMNATION	3	0	0	3	0	3	0	0	0
INCORPORATION	0	0	0	0	0	0	0	0	0
OTHER	4	3	1	6	3	2	1	17	2
TOTALS FOR PERIOD	38	32	29	41	19	11	11	27	3

YELL COUNTY									
DEBT OR CONTRACT	38	20	74	44	32	5	7	16	6
DAMAGES	39	38	35	42	28	9	5	12	3
REPLEVIN	3	1	2	2	1	0	1	50	-1
CONDEMNATION	4	0	1	3	0	3	0	0	-1
INCORPORATION	0	2	2	0	0	0	0	0	0
OTHER	11	14	14	11	8	2	1	9	0
TOTALS FOR PERIOD	95	135	128	102	69	19	14	14	7

FIFTEENTH CIRCUIT									
DEBT OR CONTRACT	154	291	301	144	108	23	13	9	-10
DAMAGES	171	132	145	158	103	43	12	8	-13
REPLEVIN	13	19	21	11	9	1	1	9	-2
CONDEMNATION	16	1	13	4	1	3	0	0	-12
INCORPORATION	1	10	10	1	1	0	0	0	0
OTHER	20	27	28	19	14	4	1	5	-1
TOTALS FOR PERIOD	375	480	518	337	236	74	27	8	-38

CIVIL CIRCUITS FROM 07/01/92 THROUGH 06/30/93

CIRCUIT AND COUNTY	CASES PENDING START	CASES FILED	CASES TERMINATED	CASES PENDING AT END	AGE OF ALL CASES PENDING LESS 1 YR.	1-2 YRS.	OVER 2 YRS.	% OVER 2 YRS.	CHANGE IN CASES PENDING

SIXTEENTH CIRCUIT									

CLEBURNE COUNTY									
DEBT OR CONTRACT	39	108	82	65	54	10	1	2	26
DAMAGES	23	34	27	30	20	9	1	3	7
REPLEVIN	3	5	2	6	4	1	1	17	3
CONDEMNATION	0	0	0	0	0	0	0	0	0
INCORPORATION	2	8	8	2	2	0	0	0	0
OTHER	0	8	3	5	5	0	0	0	5
TOTALS FOR PERIOD	67	163	122	108	85	20	3	3	41

FULTON COUNTY									
DEBT OR CONTRACT	24	23	24	23	16	6	1	4	-1
DAMAGES	8	13	8	13	10	2	1	8	5
REPLEVIN	3	1	0	4	1	3	0	0	1
CONDEMNATION	0	4	1	3	3	0	0	0	3
INCORPORATION	0	0	0	0	0	0	0	0	0
OTHER	1	3	2	2	2	0	0	0	1
TOTALS FOR PERIOD	36	44	35	45	32	11	2	4	9

INDEPENDENCE COUNTY									
DEBT OR CONTRACT	135	121	161	95	60	25	10	11	-40
DAMAGES	64	59	63	60	39	16	5	8	-4
REPLEVIN	4	2	5	1	1	0	0	0	-3
CONDEMNATION	25	0	5	20	0	10	10	50	-5
INCORPORATION	3	15	18	0	0	0	0	0	-3
OTHER	8	13	10	11	7	3	1	9	3
TOTALS FOR PERIOD	239	210	262	187	107	54	26	14	-52

IZARD COUNTY									
DEBT OR CONTRACT	28	32	32	28	23	3	2	7	0
DAMAGES	11	7	7	11	3	6	2	18	0
REPLEVIN	2	1	1	2	1	1	0	0	0
CONDEMNATION	9	2	7	4	2	2	0	0	-5
INCORPORATION	1	4	5	0	0	0	0	0	-1
OTHER	12	12	17	7	6	0	1	14	-5
TOTALS FOR PERIOD	63	58	69	52	35	12	5	10	-11

STONE COUNTY									
DEBT OR CONTRACT	12	21	17	16	10	5	1	6	4
DAMAGES	12	14	10	16	12	3	1	6	4
REPLEVIN	4	3	3	4	2	2	0	0	0
CONDEMNATION	0	1	0	1	1	0	0	0	1
INCORPORATION	0	2	2	0	0	0	0	0	0
OTHER	2	6	2	6	4	2	0	0	4
TOTALS FOR PERIOD	30	47	34	43	29	12	2	5	13

CIVIL CIRCUITS FROM 07/01/92 THROUGH 06/30/93

CIRCUIT AND COUNTY	CASES PENDING START	CASES FILED	CASES TERMINATED	CASES PENDING AT END	AGE OF ALL CASES LESS 1 YR.	1-2 YRS.	AGE OF ALL CASES PENDING OVER 2 YRS.	% OVER 2 YRS.	CHANGE IN CASES PENDING

SIXTEENTH CIRCUIT									
DEBT OR CONTRACT	238	305	316	227	163	49	15	7	-11
DAMAGES	118	127	115	130	84	36	10	8	12
REPLEVIN	16	12	11	17	9	7	1	6	1
CONDEMNATION	34	7	13	28	6	12	10	36	-6
INCORPORATION	6	29	33	2	2	0	0	0	-4
OTHER	23	42	34	31	24	5	2	6	8
TOTALS FOR PERIOD	435	522	522	435	288	109	38	9	0

SEVENTEENTH CIRCUIT EAST									

PRAIRIE COUNTY DIVISION 1									
DEBT OR CONTRACT	16	55	49	22	17	4	1	5	6
DAMAGES	9	10	11	8	7	1	0	0	-1
REPLEVIN	0	7	3	4	4	0	0	0	4
CONDEMNATION	1	0	1	0	0	0	0	0	-1
INCORPORATION	0	1	1	0	0	0	0	0	0
OTHER	3	6	6	3	3	0	0	0	0
TOTALS FOR PERIOD	29	79	71	37	31	5	1	3	8

PRAIRIE COUNTY DIVISION 2									
DEBT OR CONTRACT	0	0	0	0	0	0	0	0	0
DAMAGES	0	0	0	0	0	0	0	0	0
REPLEVIN	0	0	0	0	0	0	0	0	0
CONDEMNATION	0	0	0	0	0	0	0	0	0
INCORPORATION	0	0	0	0	0	0	0	0	0
OTHER	0	0	0	0	0	0	0	0	0
TOTALS FOR PERIOD	0	0	0	0	0	0	0	0	0

PRAIRIE COUNTY DIVISION 1									
DEBT OR CONTRACT	16	55	49	22	17	4	1	5	6
DAMAGES	9	10	11	8	7	1	0	0	-1
REPLEVIN	0	7	3	4	4	0	0	0	4
CONDEMNATION	1	0	1	0	0	0	0	0	-1
INCORPORATION	0	1	1	0	0	0	0	0	0
OTHER	3	6	6	3	3	0	0	0	0
TOTALS FOR PERIOD	29	79	71	37	31	5	1	3	8

WHITE COUNTY DIVISION 1									
DEBT OR CONTRACT	95	247	246	96	86	8	2	2	1
DAMAGES	58	77	78	57	47	8	2	4	-1
REPLEVIN	2	8	8	2	2	0	0	0	0
CONDEMNATION	9	0	6	3	0	0	3	100	-6
INCORPORATION	0	15	15	0	0	0	0	0	0
OTHER	10	25	26	9	8	1	0	0	-1
TOTALS FOR PERIOD	174	372	379	167	143	17	7	4	-7

CIVIL CIRCUITS FROM 07/01/92 THROUGH 06/30/93

CIRCUIT AND COUNTY	CASES PENDING START	CASES FILED	CASES TERMINATED	CASES PENDING AT END	AGE OF ALL CASES LESS 1 YR.	1-2 YRS.	OVER 2 YRS.	% OVER 2 YRS.	CHANGE IN CASES PENDING

WHITE COUNTY	DIVISION 2								
DEBT OR CONTRACT	0	2	0	2	2	0	0	0	2
DAMAGES	0	0	0	0	0	0	0	0	0
REPLEVIN	0	0	0	0	0	0	0	0	0
CONDEMNATION	0	0	0	0	0	0	0	0	0
INCORPORATION	0	0	0	0	0	0	0	0	0
OTHER	0	0	0	0	0	0	0	0	0
TOTALS FOR PERIOD	0	2	0	2	2	0	0	0	2

WHITE COUNTY									
DEBT OR CONTRACT	95	249	246	98	88	8	2	2	3
DAMAGES	58	77	78	57	47	8	2	4	-1
REPLEVIN	2	8	3	2	2	0	0	0	0
CONDEMNATION	9	0	6	3	0	0	3	100	-6
INCORPORATION	0	15	15	0	0	0	0	0	0
OTHER	10	25	26	9	8	1	0	0	-1
TOTALS FOR PERIOD	174	374	379	169	145	17	7	4	-5

SEVENTEENTH CIRCUIT EAST									
DEBT OR CONTRACT	111	304	295	120	105	12	3	3	9
DAMAGES	67	87	89	65	54	9	2	3	-2
REPLEVIN	2	15	11	6	6	0	0	0	4
CONDEMNATION	10	0	7	3	0	0	3	100	-7
INCORPORATION	0	16	16	0	0	0	0	0	0
OTHER	13	31	32	12	11	1	0	0	-1
TOTALS FOR PERIOD	203	453	450	206	176	22	8	4	3

SEVENTEENTH CIRCUIT WEST									

LONGKE COUNTY									
DEBT OR CONTRACT	286	357	331	312	152	82	78	25	26
DAMAGES	64	65	50	79	49	9	21	27	15
REPLEVIN	24	28	23	29	11	10	8	28	5
CONDEMNATION	0	0	0	0	0	0	0	0	0
INCORPORATION	0	23	22	1	1	0	0	0	1
OTHER	34	31	19	46	21	14	11	24	12
TOTALS FOR PERIOD	408	504	445	467	234	115	118	25	59

SEVENTEENTH CIRCUIT WEST									
DEBT OR CONTRACT	286	357	331	312	152	82	78	25	26
DAMAGES	64	65	50	79	49	9	21	27	15
REPLEVIN	24	28	23	29	11	10	8	28	5
CONDEMNATION	0	0	0	0	0	0	0	0	0
INCORPORATION	0	23	22	1	1	0	0	0	1
OTHER	34	31	19	46	21	14	11	24	12
TOTALS FOR PERIOD	408	504	445	467	234	115	118	25	59

CIVIL CIRCUITS FROM 07/01/92 THROUGH 06/30/93

CIRCUIT AND COUNTY	CASES PENDING START	CASES FILED	CASES TERMINATED	CASES PENDING AT END	AGE OF ALL CASES LESS 1 YR.	1-2 YRS.	PENDING OVER 2 YRS.	% OVER 2 YRS.	CHANGE IN CASES PENDING

EIGHTEENTH CIRCUIT EAST									

GARLAND COUNTY	DIVISION 1								
DEBT OR CONTRACT	174	275	314	135	101	20	14	10	-39
DAMAGES	169	169	177	161	122	24	15	9	-8
REPLEVIN	21	35	33	23	18	4	1	4	2
CONDEMNATION	10	16	11	15	12	0	3	20	5
INCORPORATION	5	22	20	7	7	0	0	0	2
OTHER	12	10	12	10	6	1	3	30	-2
TOTALS FOR PERIOD	391	527	567	351	266	49	36	10	-40

GARLAND COUNTY	DIVISION 2								
DEBT OR CONTRACT	106	165	185	85	65	11	9	11	-21
DAMAGES	115	131	97	149	106	30	13	9	34
REPLEVIN	10	19	16	13	12	1	0	0	3
CONDEMNATION	10	10	11	9	4	3	2	22	-1
INCORPORATION	1	13	10	4	4	0	0	0	3
OTHER	8	5	4	9	2	3	4	44	1
TOTALS FOR PERIOD	250	343	324	269	193	48	28	10	19

GARLAND COUNTY	DIVISION 3								
DEBT OR CONTRACT	5	0	4	1	0	0	1	100	-4
DAMAGES	0	0	0	0	0	0	0	0	0
REPLEVIN	0	0	0	0	0	0	0	0	0
CONDEMNATION	0	0	0	0	0	0	0	0	0
INCORPORATION	0	0	0	0	0	0	0	0	0
OTHER	0	0	0	0	0	0	0	0	0
TOTALS FOR PERIOD	5	0	4	1	0	0	1	100	-4

GARLAND COUNTY	DIVISION 4								
DEBT OR CONTRACT	285	440	504	221	166	31	24	11	-64
DAMAGES	284	300	274	310	228	54	28	9	26
REPLEVIN	31	54	49	36	30	5	1	3	5
CONDEMNATION	20	26	22	24	16	3	5	21	4
INCORPORATION	6	35	30	11	11	0	0	0	5
OTHER	20	15	16	19	8	4	7	37	-1
TOTALS FOR PERIOD	646	870	895	621	459	97	65	10	-25

EIGHTEENTH CIRCUIT EAST	DIVISION 5								
DEBT OR CONTRACT	285	440	504	221	166	31	24	11	-64
DAMAGES	284	300	274	310	228	54	28	9	26
REPLEVIN	31	54	49	36	30	5	1	3	5
CONDEMNATION	20	26	22	24	16	3	5	21	4
INCORPORATION	6	35	30	11	11	0	0	0	5
OTHER	20	15	16	19	8	4	7	37	-1
TOTALS FOR PERIOD	646	870	895	621	459	97	65	10	-25

CIVIL CIRCUITS FROM 07/01/92 THROUGH 06/30/93

CIRCUIT AND COUNTY	CASES PENDING START	CASES FILED	CASES TERMINATED	CASES PENDING AT END	AGE OF ALL CASES LESS 1 YR.	1-2 YRS.	PENDING OVER 2 YRS.	% OVER 2 YRS.	CHANGE IN CASES PENDING

EIGHTEENTH CIRCUIT WEST									

MONTGOMERY COUNTY									
DEBT OR CONTRACT	15	25	29	11	6	4	1	9	-4
DAMAGES	10	8	10	8	5	1	2	25	-2
REPLEVIN	1	0	0	1	0	0	1	100	0
CONDEMNATION	3	0	1	2	0	2	0	0	-1
INCORPORATION	0	5	5	0	0	0	0	0	0
OTHER	0	4	0	4	4	0	0	0	4
TOTALS FOR PERIOD	29	42	45	26	15	7	4	15	-3

POLK COUNTY									
DEBT OR CONTRACT	41	49	46	44	27	9	8	18	3
DAMAGES	22	15	14	23	11	6	6	26	1
REPLEVIN	3	4	4	3	2	1	0	0	0
CONDEMNATION	9	1	5	5	0	5	0	0	-4
INCORPORATION	0	7	6	1	1	0	0	0	1
OTHER	3	4	7	0	0	0	0	0	-3
TOTALS FOR PERIOD	78	80	82	76	41	21	14	18	-2

EIGHTEENTH CIRCUIT WEST									
DEBT OR CONTRACT	56	74	75	55	33	13	9	16	-1
DAMAGES	32	23	24	31	16	7	8	26	-1
REPLEVIN	4	4	4	4	2	1	1	25	0
CONDEMNATION	12	1	6	7	0	7	0	0	-5
INCORPORATION	0	12	11	1	1	0	0	0	1
OTHER	3	8	7	4	4	0	0	0	1
TOTALS FOR PERIOD	107	122	127	102	56	28	18	18	-5

NINETEENTH CIRCUIT									

BENTON COUNTY DIVISION 1									
DEBT OR CONTRACT	2	0	0	2	0	1	1	50	0
DAMAGES	1	0	1	0	0	0	0	0	-1
REPLEVIN	0	0	0	0	0	0	0	0	0
CONDEMNATION	0	0	0	0	0	0	0	0	0
INCORPORATION	0	1	1	0	0	0	0	0	0
OTHER	2	1	2	1	0	0	1	100	-1
TOTALS FOR PERIOD	5	2	4	3	0	1	2	67	-2

CIVIL CIRCUITS FROM 07/01/92 THROUGH 06/30/93

CIRCUIT AND COUNTY	CASES PENDING START	CASES FILED	CASES TERMINATED	CASES PENDING AT END	AGE OF ALL CASES LESS 1 YR.	PENDING 1-2 YRS.	PENDING OVER 2 YRS.	% OVER 2 YRS.	CHANGE IN CASES PENDING

BENTON COUNTY	DIVISION 2								
DEBT OR CONTRACT	305	320	321	304	161	91	52	17	-1
DAMAGES	167	162	131	198	118	49	31	16	31
REPLEVIN	43	68	55	56	28	24	4	7	13
CONDEMNATION	16	17	11	22	9	10	3	14	6
INCORPORATION	5	46	48	3	3	0	0	0	-2
OTHER	34	73	40	67	53	6	8	12	33
TOTALS FOR PERIOD	570	686	606	650	372	180	98	15	80

BENTON COUNTY	DIVISION 3								
DEBT OR CONTRACT	25	11	17	19	3	9	2	11	-6
DAMAGES	6	1	4	3	1	2	0	0	-3
REPLEVIN	2	0	2	0	0	0	0	0	-2
CONDEMNATION	0	0	0	0	0	0	0	0	0
INCORPORATION	0	0	0	0	0	0	0	0	0
OTHER	6	8	6	8	3	2	3	38	2
TOTALS FOR PERIOD	39	20	29	30	12	13	5	17	-9

BENTON COUNTY	DIVISION 1								
DEBT OR CONTRACT	332	331	338	325	169	101	55	17	-7
DAMAGES	174	163	136	201	119	51	31	15	27
REPLEVIN	45	68	57	56	28	24	4	7	11
CONDEMNATION	16	17	11	22	9	10	3	14	6
INCORPORATION	5	47	49	3	3	0	0	0	-2
OTHER	42	82	43	76	56	8	12	16	34
TOTALS FOR PERIOD	614	708	639	683	384	194	105	15	69

CARROLL COUNTY	DIVISION 1								
DEBT OR CONTRACT	31	52	26	57	28	21	8	14	26
DAMAGES	26	26	6	46	24	15	7	15	20
REPLEVIN	7	11	4	14	7	6	1	7	7
CONDEMNATION	1	2	0	3	2	0	1	33	2
INCORPORATION	0	8	7	1	1	0	0	0	1
OTHER	2	13	7	8	7	1	0	0	6
TOTALS FOR PERIOD	67	112	50	129	69	43	17	13	62

CARROLL COUNTY	DIVISION 2								
DEBT OR CONTRACT	26	7	33	0	0	0	0	0	-26
DAMAGES	16	0	13	3	0	2	1	33	-13
REPLEVIN	4	1	5	0	0	0	0	0	-4
CONDEMNATION	0	0	0	0	0	0	0	0	0
INCORPORATION	0	4	4	0	0	0	0	0	0
OTHER	7	1	5	3	0	1	2	67	-4
TOTALS FOR PERIOD	53	13	60	6	0	3	3	50	-47

CIVIL CIRCUITS FROM 07/01/92 THROUGH 06/30/93

CIRCUIT AND COUNTY	CASES PENDING START	CASES FILED	CASES TERMINATED	CASES PENDING AT END	AGE OF ALL CASES PENDING			% OVER 2 YRS.	CHANGE IN CASES PENDING
					LESS 1 YR.	1-2 YRS.	OVER 2 YRS.		

CARROLL COUNTY	DIVISION 3								
DEBT OR CONTRACT	5	5	4	6	4	0	2	33	1
DAMAGES	7	0	5	2	0	0	2	100	-5
REPLEVIN	0	0	0	0	0	0	0	0	0
CONDEMNATION	0	0	0	0	0	0	0	0	0
INCORPORATION	0	0	0	0	0	0	0	0	0
OTHER	1	1	2	0	0	0	0	0	-1
TOTALS FOR PERIOD	13	6	11	8	4	0	4	50	-5

CARROLL COUNTY	DIVISION 3								
DEBT OR CONTRACT	62	64	63	63	32	21	10	16	1
DAMAGES	49	26	24	51	24	17	10	20	2
REPLEVIN	11	12	9	14	7	6	1	7	3
CONDEMNATION	1	2	0	3	2	0	1	33	2
INCORPORATION	0	12	11	1	1	0	0	0	1
OTHER	10	15	14	11	7	2	2	18	1
TOTALS FOR PERIOD	133	131	121	143	73	46	24	17	10

NINETEENTH CIRCUIT	DIVISION 3								
DEBT OR CONTRACT	394	395	401	388	201	122	65	17	-6
DAMAGES	223	189	160	252	143	68	41	16	29
REPLEVIN	56	80	66	70	35	30	5	7	14
CONDEMNATION	17	19	11	25	11	10	4	16	8
INCORPORATION	5	59	60	4	4	0	0	0	-1
OTHER	52	07	62	87	53	10	14	16	35
TOTALS FOR PERIOD	747	839	760	826	457	240	129	16	79

TWENTIETH CIRCUIT	DIVISION 3								

FAULKNER COUNTY	DIVISION 1								
DEBT OR CONTRACT	170	134	201	103	65	28	10	10	-67
DAMAGES	182	101	141	142	74	43	25	18	-40
REPLEVIN	23	9	21	11	2	5	4	36	-12
CONDEMNATION	11	10	6	15	7	2	6	40	4
INCORPORATION	2	12	13	1	1	0	0	0	-1
OTHER	23	21	25	19	14	4	1	5	-4
TOTALS FOR PERIOD	411	287	407	291	163	82	46	16	-120

FAULKNER COUNTY	DIVISION 2								
DEBT OR CONTRACT	42	68	69	41	29	6	6	15	-1
DAMAGES	56	37	40	53	28	20	5	9	-3
REPLEVIN	7	9	8	8	4	2	2	25	1
CONDEMNATION	4	7	4	7	5	0	2	29	3
INCORPORATION	0	4	4	0	0	0	0	0	0
OTHER	13	12	8	17	10	6	1	6	4
TOTALS FOR PERIOD	122	137	133	126	76	34	16	13	4

CIVIL CIRCUITS FROM 07/01/92 THROUGH 06/30/93

CIRCUIT AND COUNTY	CASES PENDING START	CASES FILED	CASES TERMINATED	CASES PENDING AT END	AGE OF ALL CASES PENDING LESS 1 YR.	1-2 YRS.	OVER 2 YRS.	% OVER 2 YRS.	CHANGE IN CASES PENDING

FAULKNER COUNTY	DIVISION 3								
DEBT OR CONTRACT	7	33	7	33	26	4	3	9	26
DAMAGES	14	20	2	32	18	10	4	13	18
REPLEVIN	0	4	1	3	3	0	0	0	3
CONDEMNATION	1	3	0	4	3	1	0	0	3
INCORPORATION	0	4	4	0	0	0	0	0	0
OTHER	1	13	1	13	12	1	0	0	12
TOTALS FOR PERIOD	23	77	15	85	62	16	7	8	62

FAULKNER COUNTY	DIVISION 3								
DEBT OR CONTRACT	219	235	277	177	120	38	19	11	-42
DAMAGES	252	158	183	227	120	73	34	15	-25
REPLEVIN	30	22	30	22	9	7	6	27	-8
CONDEMNATION	16	20	10	26	15	3	8	31	10
INCORPORATION	2	20	21	1	1	0	0	0	-1
OTHER	37	46	34	49	36	11	2	4	12
TOTALS FOR PERIOD	556	501	555	502	301	132	69	14	-54

SEARCY COUNTY	DIVISION 1								
DEBT OR CONTRACT	12	11	10	13	8	3	2	15	1
DAMAGES	13	9	9	13	7	3	3	23	0
REPLEVIN	0	4	3	1	1	0	0	0	1
CONDEMNATION	0	0	0	0	0	0	0	0	0
INCORPORATION	0	2	2	0	0	0	0	0	0
OTHER	1	2	2	1	1	0	0	0	0
TOTALS FOR PERIOD	26	28	26	28	17	6	5	13	2

SEARCY COUNTY	DIVISION 2								
DEBT OR CONTRACT	3	9	10	2	2	0	0	0	-1
DAMAGES	6	3	4	5	3	1	1	20	-1
REPLEVIN	0	0	0	0	0	0	0	0	0
CONDEMNATION	0	0	0	0	0	0	0	0	0
INCORPORATION	0	0	0	0	0	0	0	0	0
OTHER	3	2	5	0	0	0	0	0	-3
TOTALS FOR PERIOD	12	14	19	7	5	1	1	14	-5

SEARCY COUNTY	DIVISION 3								
DEBT OR CONTRACT	1	1	2	0	0	0	0	0	-1
DAMAGES	0	0	0	0	0	0	0	0	0
REPLEVIN	0	0	0	0	0	0	0	0	0
CONDEMNATION	0	0	0	0	0	0	0	0	0
INCORPORATION	0	0	0	0	0	0	0	0	0
OTHER	0	0	0	0	0	0	0	0	0
TOTALS FOR PERIOD	1	1	2	0	0	0	0	0	-1

CIVIL CIRCUITS FROM 07/01/92 THROUGH 06/30/93

CIRCUIT AND COUNTY	CASES PENDING START	CASES FILED	CASES TERMINATED	CASES PENDING AT END	AGE OF ALL CASES LESS 1 YR.	CASES PENDING 1-2 YRS.	AGE OF ALL CASES PENDING OVER 2 YRS.	% OVER 2 YRS.	CHANGE IN CASES PENDING

SEARCY COUNTY									
DEBT OR CONTRACT	16	21	22	15	10	3	2	13	-1
DAMAGES	19	12	13	18	10	4	4	22	-1
REPLEVIN	0	4	3	1	1	0	0	0	1
CONDEMNATION	0	0	0	0	0	0	0	0	0
INCORPORATION	0	2	2	0	0	0	0	0	0
OTHER	4	4	7	1	1	0	0	0	-3
TOTALS FOR PERIOD	39	43	47	35	22	7	6	17	-4

VAN BUREN COUNTY	DIVISION 1								
DEBT OR CONTRACT	44	33	34	43	17	10	16	37	-1
DAMAGES	27	19	16	30	16	7	7	23	3
REPLEVIN	3	1	2	2	1	0	1	50	-1
CONDEMNATION	5	0	2	3	0	3	0	0	-2
INCORPORATION	2	3	3	2	0	1	1	50	0
OTHER	8	1	4	5	1	1	3	60	-3
TOTALS FOR PERIOD	89	57	61	85	35	22	28	33	-4

VAN BUREN COUNTY	DIVISION 2								
DEBT OR CONTRACT	8	15	12	11	11	0	0	0	3
DAMAGES	11	6	6	11	5	4	2	18	0
REPLEVIN	1	0	1	0	0	0	0	0	-1
CONDEMNATION	3	0	3	0	0	0	0	0	-3
INCORPORATION	0	0	0	0	0	0	0	0	0
OTHER	2	3	1	4	2	2	0	0	2
TOTALS FOR PERIOD	25	24	23	26	18	6	2	8	1

VAN BUREN COUNTY	DIVISION 3								
DEBT OR CONTRACT	0	0	0	0	0	0	0	0	0
DAMAGES	0	0	0	0	0	0	0	0	0
REPLEVIN	0	0	0	0	0	0	0	0	0
CONDEMNATION	0	0	0	0	0	0	0	0	0
INCORPORATION	0	0	0	0	0	0	0	0	0
OTHER	0	0	0	0	0	0	0	0	0
TOTALS FOR PERIOD	0	0	0	0	0	0	0	0	0

VAN BUREN COUNTY									
DEBT OR CONTRACT	52	48	46	54	28	10	16	30	2
DAMAGES	33	25	22	41	21	11	9	22	3
REPLEVIN	4	1	3	2	1	0	1	50	-2
CONDEMNATION	8	0	5	3	0	3	0	0	-5
INCORPORATION	2	3	3	2	0	1	1	50	0
OTHER	10	4	5	9	3	3	3	33	-1
TOTALS FOR PERIOD	114	81	84	111	53	28	30	27	-3

CIVIL CIRCUITS FROM 07/01/92 THROUGH 06/30/93

CIRCUIT AND COUNTY	CASES PENDING START	CASES FILED	CASES TERMINATED	CASES PENDING AT END	AGE OF ALL CASES LESS 1 YR.	1-2 YRS.	PENDING OVER 2 YRS.	% OVER 2 YRS.	CHANGE IN CASES PENDING

TWENTIETH CIRCUIT									
DEBT OR CONTRACT	287	304	345	246	158	51	37	15	-41
DAMAGES	309	195	218	286	151	88	47	16	-23
REPLEVIN	34	27	36	25	11	7	7	28	-9
CONDEMNATION	24	20	15	29	15	6	8	28	5
INCORPORATION	4	25	26	3	1	1	1	33	-1
OTHER	51	54	46	59	40	14	5	8	8
TOTALS FOR PERIOD	709	625	686	648	376	167	105	16	-61

STATE TOTALS									
DEBT OR CONTRACT	9109	12053	12139	9023	5569	1864	1590	18	-86
DAMAGES	6051	5228	4914	6365	3779	1463	1123	18	314
REPLEVIN	900	1154	1139	915	550	217	148	16	15
CONDEMNATION	480	338	328	490	233	111	146	30	10
INCORPORATION	85	1286	1276	95	69	9	17	18	10
OTHER	1416	2128	1822	1722	1061	350	311	18	306
TOTALS FOR PERIOD	18041	22187	21618	18610	11261	4014	3335	18	569

CHANCERY CIRCUITS FROM 07/01/92 THROUGH 06/30/93

CIRCUIT AND COUNTY	CASES PENDING START	CASES FILED	CASES TERMI-NATED	CASES PENDING AT END	AGE OF ALL CASES PENDING			% OVER 2 YRS.	CHANGE IN CASES PENDING
					LESS 1 YR.	1-2 YRS.	OVER 2 YRS.		

FIRST CIRCUIT									

CROSS COUNTY									
EQUITY	52	36	43	45	23	11	11	24	-7
DIVORCE	109	200	200	109	70	38	1	1	0
CUSTODY OR SUPPORT	193	177	251	119	64	44	11	9	-74
RECIPROCAL IN	1	0	0	1	0	0	1	100	0
RECIPROCAL OUT	0	11	11	0	0	0	0	0	0
PATERNITY	25	61	57	29	23	3	3	10	4
DOMESTIC ABUSE	2	1	2	1	1	0	0	0	-1
OTHER	6	15	17	4	4	0	0	0	-2
TOTALS FOR PERIOD	388	501	581	308	185	96	27	9	-80

LEE COUNTY									
EQUITY	27	21	28	20	12	3	5	25	-7
DIVORCE	45	72	75	42	25	10	7	17	-3
CUSTODY OR SUPPORT	133	171	130	174	97	20	57	33	41
RECIPROCAL IN	1	0	0	1	0	0	1	100	0
RECIPROCAL OUT	0	0	0	0	0	0	0	0	0
PATERNITY	27	41	46	22	11	6	5	23	-5
DOMESTIC ABUSE	0	0	0	0	0	0	0	0	0
OTHER	16	8	16	8	3	2	3	38	-8
TOTALS FOR PERIOD	249	313	295	267	146	41	78	29	18

MONROE COUNTY									
EQUITY	36	23	27	32	9	11	12	38	-4
DIVORCE	51	80	74	57	33	10	14	25	6
CUSTODY OR SUPPORT	91	176	147	120	68	15	37	31	29
RECIPROCAL IN	0	1	1	0	0	0	0	0	0
RECIPROCAL OUT	0	0	0	0	0	0	0	0	0
PATERNITY	11	1	4	8	0	1	7	88	-3
DOMESTIC ABUSE	1	16	10	7	6	1	0	0	6
OTHER	6	15	12	9	5	1	3	33	3
TOTALS FOR PERIOD	196	312	275	233	121	39	73	31	37

PHILLIPS COUNTY									
EQUITY	42	41	45	38	27	6	5	13	-4
DIVORCE	146	194	223	117	73	32	12	10	-29
CUSTODY OR SUPPORT	577	315	395	497	208	74	215	43	-80
RECIPROCAL IN	9	26	22	13	10	2	1	8	4
RECIPROCAL OUT	6	48	51	3	1	1	1	33	-3
PATERNITY	33	37	22	48	18	7	23	48	15
DOMESTIC ABUSE	6	8	9	5	4	0	1	20	-1
OTHER	25	25	37	13	9	4	0	0	-12
TOTALS FOR PERIOD	844	694	804	734	350	126	258	35	-110

CHANCERY CIRCUITS FROM 07/01/92 THROUGH 06/30/93

CIRCUIT AND COUNTY	CASES PENDING START	CASES FILED	CASES TERMINATED	CASES PENDING AT END	AGE OF ALL CASES LESS 1 YR.	PENDING 1-2 YRS.	PENDING OVER 2 YRS.	% OVER 2 YRS.	CHANGE IN CASES PENDING

ST. FRANCIS COUNTY									
EQUITY	86	54	67	73	22	17	34	47	-13
DIVORCE	170	217	183	204	92	25	87	43	34
CUSTODY OR SUPPORT	263	322	276	309	140	83	86	28	46
RECIPROCAL IN	27	34	44	17	10	3	4	24	-10
RECIPROCAL OUT	12	17	20	9	3	3	3	33	-3
PATERNITY	239	259	250	248	106	37	105	42	9
DOMESTIC ABUSE	3	10	8	5	3	2	0	0	2
OTHER	28	43	32	39	20	7	12	31	11
TOTALS FOR PERIOD	828	956	880	904	396	177	331	37	76

WOODRUFF COUNTY									
EQUITY	60	16	16	60	9	13	38	63	0
DIVORCE	89	83	79	93	30	7	56	60	4
CUSTODY OR SUPPORT	43	68	62	49	30	0	19	39	6
RECIPROCAL IN	28	18	3	43	9	9	25	58	15
RECIPROCAL OUT	5	0	0	5	0	0	5	100	0
PATERNITY	84	69	70	83	38	28	17	20	-1
DOMESTIC ABUSE	6	5	11	0	0	0	0	0	-6
OTHER	30	20	32	18	8	3	7	39	-12
TOTALS FOR PERIOD	345	279	273	351	124	60	167	48	6

FIRST CIRCUIT									
EQUITY	303	191	226	268	102	61	105	39	-35
DIVORCE	610	846	834	622	323	122	177	28	12
CUSTODY OR SUPPORT	1300	1229	1261	1268	607	236	425	34	-32
RECIPROCAL IN	66	79	70	75	29	14	32	43	9
RECIPROCAL OUT	23	76	82	17	4	4	9	53	-6
PATERNITY	419	468	449	438	196	82	160	37	19
DOMESTIC ABUSE	18	40	40	18	14	3	1	6	0
OTHER	111	126	146	91	49	17	25	27	-20
TOTALS FOR PERIOD	2850	3055	3108	2797	1324	539	934	33	-53

SECOND CIRCUIT									

CLAY COUNTY									
EQUITY	20	14	20	14	9	1	4	29	-6
DIVORCE	103	193	206	90	67	20	3	3	-13
CUSTODY OR SUPPORT	40	15	43	12	3	7	2	17	-28
RECIPROCAL IN	11	4	13	2	2	0	0	0	-9
RECIPROCAL OUT	3	2	5	0	0	0	0	0	-3
PATERNITY	0	1	0	1	1	0	0	0	1
DOMESTIC ABUSE	1	5	4	2	1	1	0	0	1
OTHER	15	16	22	9	6	2	1	11	-6
TOTALS FOR PERIOD	193	250	313	130	89	31	10	8	-63

CHANCERY CIRCUITS FROM 07/01/92 THROUGH 06/30/93

CIRCUIT AND COUNTY	CASES PENDING START	CASES FILED	CASES TERMINATED	CASES PENDING AT END	AGE OF ALL CASES PENDING			% OVER 2 YRS.	CHANGE IN CASES PENDING
					LESS 1 YR.	1-2 YRS.	OVER 2 YRS.		

CRAIGHEAD COUNTY									
EQUITY	91	134	129	96	66	12	18	19	5
DIVORCE	359	707	760	306	226	59	21	7	-53
CUSTODY OR SUPPORT	430	522	552	400	253	102	45	11	-30
RECIPROCAL IN	44	55	36	63	45	15	3	5	19
RECIPROCAL OUT	0	10	10	0	0	0	0	0	0
PATERNITY	76	175	164	87	67	20	0	0	11
DOMESTIC ABUSE	23	112	78	57	46	11	0	0	34
OTHER	58	65	94	29	19	8	2	7	-29
TOTALS FOR PERIOD	1081	1780	1823	1038	722	227	89	9	-43

CRITTENDEN COUNTY									
EQUITY	85	128	141	72	44	18	10	14	-13
DIVORCE	317	423	472	268	157	85	26	10	-49
CUSTODY OR SUPPORT	277	254	295	236	78	32	126	53	-41
RECIPROCAL IN	114	44	24	134	26	10	98	73	20
RECIPROCAL OUT	15	75	90	0	0	0	0	0	-15
PATERNITY	296	435	378	353	157	89	107	30	57
DOMESTIC ABUSE	19	79	42	56	41	15	0	0	37
OTHER	42	57	52	47	26	15	6	13	5
TOTALS FOR PERIOD	1165	1495	1494	1166	529	264	373	32	1

GREENE COUNTY									
EQUITY	46	37	52	31	20	5	6	19	-15
DIVORCE	137	343	353	127	99	21	7	6	-10
CUSTODY OR SUPPORT	194	193	221	166	82	35	49	30	-28
RECIPROCAL IN	8	8	9	7	3	3	1	14	-1
RECIPROCAL OUT	1	9	10	0	0	0	0	0	-1
PATERNITY	27	17	30	14	10	2	2	14	-13
DOMESTIC ABUSE	21	87	73	35	30	5	0	0	14
OTHER	10	17	14	13	7	4	2	15	3
TOTALS FOR PERIOD	444	711	762	393	251	75	67	17	-51

MISSISSIPPI COUNTY									
EQUITY	62	71	72	61	32	18	11	18	-1
DIVORCE	247	524	529	242	177	51	14	6	-5
CUSTODY OR SUPPORT	168	296	286	178	122	31	25	14	10
RECIPROCAL IN	26	35	38	23	19	4	0	0	-3
RECIPROCAL OUT	0	0	0	0	0	0	0	0	0
PATERNITY	132	209	222	119	91	16	12	10	-13
DOMESTIC ABUSE	10	49	50	9	3	2	4	44	-1
OTHER	35	49	48	36	17	10	9	25	1
TOTALS FOR PERIOD	680	1233	1245	668	461	132	75	11	-12

CHANCERY CIRCUITS FROM 07/01/92 THROUGH 06/30/93

CIRCUIT AND COUNTY	CASES PENDING START	CASES FILED	CASES TERMINATED	CASES PENDING AT END	AGE OF ALL CASES PENDING			% OVER 2 YRS.	CHANGE IN CASES PENDING
					LESS 1 YR.	1-2 YRS.	OVER 2 YRS.		

POINSETT COUNTY									
EQUITY	61	29	57	33	15	4	14	42	-28
DIVORCE	292	261	399	154	91	26	37	24	-138
CUSTODY OR SUPPORT	134	175	199	110	66	24	20	18	-24
RECIPROCAL IN	16	0	12	4	0	2	2	50	-12
RECIPROCAL OUT	0	1	1	0	0	0	0	0	0
PATERNITY	28	45	36	37	24	9	4	11	9
DOMESTIC ABUSE	4	17	10	11	7	4	0	0	7
OTHER	10	31	24	17	13	3	1	6	7
TOTALS FOR PERIOD	545	559	738	366	216	72	78	21	-179

SECOND CIRCUIT									
EQUITY	365	413	471	307	186	58	63	21	-55
DIVORCE	1455	2451	2719	1187	817	262	108	9	-268
CUSTODY OR SUPPORT	1243	1455	1596	1102	604	231	267	24	-141
RECIPROCAL IN	219	146	132	233	95	34	104	45	14
RECIPROCAL OUT	19	97	116	0	0	0	0	0	-19
PATERNITY	559	682	830	611	350	136	125	20	52
DOMESTIC ABUSE	78	349	257	170	128	38	4	2	92
OTHER	170	235	254	151	88	42	21	14	-19
TOTALS FOR PERIOD	4108	6028	6375	3761	2268	801	692	18	-347

THIRD CIRCUIT									

JACKSON COUNTY									
EQUITY	28	34	33	29	18	3	8	28	1
DIVORCE	72	187	168	91	76	12	3	3	19
CUSTODY OR SUPPORT	48	67	79	36	26	6	4	11	-12
RECIPROCAL IN	6	6	9	3	3	0	0	0	-3
RECIPROCAL OUT	3	6	3	11	6	5	0	0	3
PATERNITY	22	43	44	21	19	1	1	5	-1
DOMESTIC ABUSE	1	0	0	1	0	1	0	0	0
OTHER	8	10	13	5	3	2	0	0	-3
TOTALS FOR PERIOD	193	353	349	197	151	30	16	8	4

LAWRENCE COUNTY									
EQUITY	32	35	46	21	15	2	4	19	-11
DIVORCE	81	197	192	86	71	14	1	1	5
CUSTODY OR SUPPORT	1	6	3	4	4	0	0	0	3
RECIPROCAL IN	5	15	12	8	7	1	0	0	3
RECIPROCAL OUT	11	5	8	8	5	3	0	0	-3
PATERNITY	0	2	0	2	2	0	0	0	2
DOMESTIC ABUSE	0	0	0	0	0	0	0	0	0
OTHER	9	13	12	10	8	2	0	0	1
TOTALS FOR PERIOD	139	273	273	139	112	22	5	4	0

CHANCERY CIRCUITS FROM 07/01/92 THROUGH 06/30/93

CIRCUIT AND COUNTY	CASES PENDING START	CASES FILED	CASES TERMI-NATED	CASES PENDING AT END	AGE OF ALL CASES LESS 1 YR.	1-2 YRS.	OVER 2 YRS.	% OVER 2 YRS.	CHANGE IN CASES PENDING

RANDOLPH COUNTY									
EQUITY	17	25	22	20	14	3	3	15	3
DIVORCE	69	182	173	78	60	14	4	5	9
CUSTODY OR SUPPORT	50	73	79	44	35	7	2	5	-6
RECIPROCAL IN	2	9	7	4	4	0	0	0	2
RECIPROCAL OUT	8	11	0	19	11	4	4	21	11
PATERNITY	1	0	0	1	0	0	1	100	0
DOMESTIC ABUSE	0	0	0	0	0	0	0	0	0
OTHER	13	28	21	20	12	5	3	15	7
TOTALS FOR PERIOD	160	328	302	186	136	33	17	9	26

SHARP COUNTY									
EQUITY	23	50	41	32	23	6	3	9	9
DIVORCE	100	138	163	75	49	24	2	3	-25
CUSTODY OR SUPPORT	42	46	44	44	23	15	6	14	2
RECIPROCAL IN	2	2	4	0	0	0	0	0	-2
RECIPROCAL OUT	0	7	7	0	0	0	0	0	0
PATERNITY	1	0	1	0	0	0	0	0	-1
DOMESTIC ABUSE	0	0	0	0	0	0	0	0	0
OTHER	8	12	11	9	6	2	1	11	1
TOTALS FOR PERIOD	176	255	271	160	101	47	12	8	-16

THIRD CIRCUIT									
EQUITY	100	144	142	102	70	14	18	18	2
DIVORCE	322	704	696	330	256	64	10	3	8
CUSTODY OR SUPPORT	141	192	205	128	88	28	12	9	-13
RECIPROCAL IN	15	32	32	15	14	1	0	0	0
RECIPROCAL OUT	27	29	18	38	22	12	4	11	11
PATERNITY	24	45	45	24	21	1	2	8	0
DOMESTIC ABUSE	1	0	0	1	0	1	0	0	0
OTHER	38	63	57	44	29	11	4	9	6
TOTALS FOR PERIOD	668	1209	1195	682	500	132	50	7	14

FOURTH CIRCUIT									

MADISON COUNTY DIVISION 1									
EQUITY	4	19	17	6	6	0	0	0	2
DIVORCE	16	63	62	17	17	0	0	0	1
CUSTODY OR SUPPORT	9	11	13	7	7	0	0	0	-2
RECIPROCAL IN	0	2	1	1	1	0	0	0	1
RECIPROCAL OUT	0	2	2	0	0	0	0	0	0
PATERNITY	0	1	1	0	0	0	0	0	0
DOMESTIC ABUSE	0	3	2	1	1	0	0	0	1
OTHER	1	9	6	4	4	0	0	0	3
TOTALS FOR PERIOD	30	110	104	36	36	0	0	0	6

CHANCERY CIRCUITS FROM 07/01/92 THROUGH 06/30/93

CIRCUIT AND COUNTY	CASES PENDING START	CASES FILED	CASES TERMINATED	CASES PENDING AT END	AGE OF ALL CASES PENDING LESS 1 YR.	1-2 YRS.	OVER 2 YRS.	% OVER 2 YRS.	CHANGE IN CASES PENDING

MADISON COUNTY	DIVISION 2								
EQUITY	8	18	18	8	8	0	0	0	0
DIVORCE	14	77	70	21	21	0	0	0	7
CUSTODY OR SUPPORT	7	20	22	5	5	0	0	0	-2
RECIPROCAL IN	0	1	1	0	0	0	0	0	0
RECIPROCAL OUT	0	1	1	0	0	0	0	0	0
PATERNITY	0	0	0	0	0	0	0	0	0
DOMESTIC ABUSE	0	3	3	0	0	0	0	0	0
OTHER	0	6	6	0	0	0	0	0	0
TOTALS FOR PERIOD	29	126	121	34	34	0	0	0	5

MADISON COUNTY	DIVISION 1								
EQUITY	12	37	35	14	14	0	0	0	2
DIVORCE	30	140	132	38	38	0	0	0	8
CUSTODY OR SUPPORT	16	31	35	12	12	0	0	0	-4
RECIPROCAL IN	0	3	2	1	1	0	0	0	1
RECIPROCAL OUT	0	3	3	0	0	0	0	0	0
PATERNITY	0	1	1	0	0	0	0	0	0
DOMESTIC ABUSE	0	6	5	1	1	0	0	0	1
OTHER	1	15	12	4	4	0	0	0	3
TOTALS FOR PERIOD	59	236	225	70	70	0	0	0	11

WASHINGTON COUNTY	DIVISION 1								
EQUITY	51	88	87	52	44	7	1	2	1
DIVORCE	189	689	714	164	159	4	1	1	-25
CUSTODY OR SUPPORT	114	302	288	128	111	14	3	2	14
RECIPROCAL IN	5	40	28	17	16	0	1	6	12
RECIPROCAL OUT	2	43	44	1	1	0	0	0	-1
PATERNITY	0	0	0	0	0	0	0	0	0
DOMESTIC ABUSE	12	76	73	15	14	1	0	0	3
OTHER	7	67	60	14	13	1	0	0	7
TOTALS FOR PERIOD	380	1305	1294	391	358	27	6	2	11

WASHINGTON COUNTY	DIVISION 2								
EQUITY	42	139	125	56	54	1	1	2	14
DIVORCE	146	691	629	208	207	1	0	0	62
CUSTODY OR SUPPORT	78	336	304	110	108	1	1	1	32
RECIPROCAL IN	2	40	31	11	11	0	0	0	9
RECIPROCAL OUT	5	34	39	0	0	0	0	0	-5
PATERNITY	0	0	0	0	0	0	0	0	0
DOMESTIC ABUSE	2	93	92	3	3	0	0	0	1
OTHER	12	59	58	13	13	0	0	0	1
TOTALS FOR PERIOD	287	1392	1278	401	396	3	2	0	114

CHANCERY CIRCUITS FROM 07/01/92 THROUGH 06/30/93

CIRCUIT AND COUNTY	CASES PENDING START	CASES FILED	CASES TERMINATED	CASES PENDING AT END	AGE OF ALL CASES LESS 1 YR.	AGE OF ALL CASES 1-2 YRS.	AGE OF ALL CASES PENDING OVER 2 YRS.	% OVER 2 YRS.	CHANGE IN CASES PENDING

WASHINGTON COUNTY									
EQUITY	93	227	212	108	98	8	2	2	15
DIVORCE	335	1380	1343	372	366	5	1	0	37
CUSTODY OR SUPPORT	192	638	592	238	219	15	4	2	46
RECIPROCAL IN	7	80	59	28	27	0	1	4	21
RECIPROCAL OUT	7	77	83	1	1	0	0	0	-6
PATERNITY	0	0	0	0	0	0	0	0	0
DOMESTIC ABUSE	14	169	165	18	17	1	0	0	4
OTHER	19	126	118	27	26	1	0	0	8
TOTALS FOR PERIOD	667	2697	2572	792	754	30	8	1	125

FOURTH CIRCUIT									
EQUITY	105	264	247	122	112	8	2	2	17
DIVORCE	365	1520	1475	410	404	5	1	0	45
CUSTODY OR SUPPORT	208	669	627	250	231	15	4	2	42
RECIPROCAL IN	7	83	61	29	28	0	1	3	22
RECIPROCAL OUT	7	80	86	1	1	0	0	0	-6
PATERNITY	0	1	1	0	0	0	0	0	0
DOMESTIC ABUSE	14	175	170	19	18	1	0	0	5
OTHER	20	141	130	31	30	1	0	0	11
TOTALS FOR PERIOD	726	2933	2797	862	824	30	8	1	136

FIFTH CIRCUIT									

FRANKLIN COUNTY									
EQUITY	37	23	20	40	10	7	23	58	3
DIVORCE	127	157	127	157	77	20	60	38	30
CUSTODY OR SUPPORT	18	18	15	21	9	0	12	57	3
RECIPROCAL IN	3	2	1	4	1	2	1	25	1
RECIPROCAL OUT	4	1	2	3	1	2	0	0	-1
PATERNITY	13	14	14	13	5	1	7	54	0
DOMESTIC ABUSE	1	1	1	1	0	0	1	100	0
OTHER	20	21	14	27	10	2	15	56	7
TOTALS FOR PERIOD	223	237	194	266	113	34	119	45	43

JOHNSON COUNTY									
EQUITY	44	20	21	43	11	5	27	63	-1
DIVORCE	145	214	179	180	102	36	42	23	35
CUSTODY OR SUPPORT	16	11	12	15	5	3	7	47	-1
RECIPROCAL IN	19	10	6	23	7	6	10	43	4
RECIPROCAL OUT	0	2	1	1	1	0	0	0	1
PATERNITY	1	1	0	2	1	0	1	50	1
DOMESTIC ABUSE	5	2	3	4	1	3	0	0	-1
OTHER	30	27	27	30	13	3	14	47	0
TOTALS FOR PERIOD	260	287	249	298	141	56	101	34	38

CHANCERY CIRCUITS FROM 07/01/92 THROUGH 06/30/93

CIRCUIT AND COUNTY	CASES PENDING START	CASES FILED	CASES TERMINATED	CASES PENDING AT END	AGE OF ALL CASES LESS 1 YR.	1-2 YRS.	PENDING OVER 2 YRS.	% OVER 2 YRS.	CHANGE IN CASES PENDING

POPE COUNTY									
EQUITY	69	73	94	48	31	11	6	13	-21
DIVORCE	365	620	639	346	261	71	14	4	-19
CUSTODY OR SUPPORT	10	13	13	10	6	3	1	10	0
RECIPROCAL IN	12	29	31	10	9	1	0	0	-2
RECIPROCAL OUT	2	5	6	1	1	0	0	0	-1
PATERNITY	0	0	0	0	0	0	0	0	0
DOMESTIC ABUSE	9	10	15	4	1	3	0	0	-5
OTHER	31	60	57	34	22	3	4	12	3
TOTALS FOR PERIOD	498	810	855	453	331	97	25	6	-45

FIFTH CIRCUIT									
EQUITY	150	116	135	131	52	23	56	43	-19
DIVORCE	637	991	945	683	440	127	116	17	46
CUSTODY OR SUPPORT	44	42	40	46	20	6	20	43	2
RECIPROCAL IN	34	41	38	37	17	9	11	30	3
RECIPROCAL OUT	6	8	9	5	3	2	0	0	-1
PATERNITY	14	15	14	15	6	1	8	53	1
DOMESTIC ABUSE	15	13	19	9	2	6	1	11	-6
OTHER	81	108	98	91	45	13	33	36	10
TOTALS FOR PERIOD	981	1334	1298	1017	585	187	245	24	36

SIXTH CIRCUIT									

PERRY COUNTY									
EQUITY	40	21	26	35	3	4	23	66	-5
DIVORCE	59	93	82	70	40	9	22	31	11
CUSTODY OR SUPPORT	39	24	26	37	19	4	14	38	-2
RECIPROCAL IN	1	1	0	2	1	1	0	0	1
RECIPROCAL OUT	0	2	2	0	0	0	0	0	0
PATERNITY	2	20	9	13	12	0	1	8	11
DOMESTIC ABUSE	2	8	7	3	2	1	0	0	1
OTHER	7	9	7	9	6	1	2	22	2
TOTALS FOR PERIOD	150	178	159	169	88	19	62	37	19

PULASKI COUNTY DIVISION 1									
EQUITY	78	127	143	62	44	6	12	19	-16
DIVORCE	263	609	637	235	218	16	1	0	-28
CUSTODY OR SUPPORT	132	283	317	98	83	13	2	2	-34
RECIPROCAL IN	3	6	6	3	2	1	0	0	0
RECIPROCAL OUT	1	18	19	0	0	0	0	0	-1
PATERNITY	0	2	0	2	2	0	0	0	2
DOMESTIC ABUSE	29	139	141	27	26	1	0	0	-2
OTHER	76	216	201	91	75	12	4	4	15
TOTALS FOR PERIOD	582	1400	1464	518	450	49	19	4	-64

CHANCERY CIRCUITS FROM 07/01/92 THROUGH 06/30/93

CIRCUIT AND COUNTY	CASES PENDING START	CASES FILED	CASES TERMINATED	CASES PENDING AT END	AGE LESS 1 YR.	AGE OF ALL CASES PENDING 1-2 YRS.	AGE OF ALL CASES PENDING OVER 2 YRS.	% OVER 2 YRS.	CHANGE IN CASES PENDING

PULASKI COUNTY	DIVISION 2								
EQUITY	76	131	139	68	44	10	14	21	-8
DIVORCE	248	573	552	269	247	21	1	0	21
CUSTODY OR SUPPORT	139	409	376	172	161	8	3	2	33
RECIPROCAL IN	13	23	21	15	14	1	0	0	2
RECIPROCAL OUT	3	23	25	1	1	0	0	0	-2
PATERNITY	3	3	5	1	1	0	0	0	-2
DOMESTIC ABUSE	18	171	159	30	30	0	0	0	12
OTHER	67	157	160	64	52	8	4	6	-3
TOTALS FOR PERIOD	567	1490	1437	620	550	48	22	4	53

PULASKI COUNTY	DIVISION 3								
EQUITY	84	119	151	52	43	6	3	6	-32
DIVORCE	239	577	586	230	205	23	2	1	-9
CUSTODY OR SUPPORT	135	373	371	137	131	6	0	0	2
RECIPROCAL IN	10	19	21	8	8	0	0	0	-2
RECIPROCAL OUT	0	20	20	0	0	0	0	0	0
PATERNITY	3	5	4	4	4	0	0	0	1
DOMESTIC ABUSE	16	155	148	23	21	2	0	0	7
OTHER	70	224	209	85	76	8	1	1	15
TOTALS FOR PERIOD	557	1492	1510	539	488	45	6	1	-18

PULASKI COUNTY	DIVISION 4								
EQUITY	63	135	148	50	45	5	0	0	-13
DIVORCE	218	594	569	243	233	10	0	0	25
CUSTODY OR SUPPORT	99	326	313	112	109	3	0	0	13
RECIPROCAL IN	6	22	19	9	9	0	0	0	3
RECIPROCAL OUT	0	23	23	0	0	0	0	0	0
PATERNITY	1	4	2	3	3	0	0	0	2
DOMESTIC ABUSE	15	112	113	14	14	0	0	0	-1
OTHER	60	189	182	67	57	10	0	0	7
TOTALS FOR PERIOD	462	1405	1369	498	470	28	0	0	36

PULASKI COUNTY	DIVISION 5								
EQUITY	85	121	157	49	35	8	6	12	-36
DIVORCE	219	631	624	226	212	13	1	0	7
CUSTODY OR SUPPORT	111	408	381	138	132	6	0	0	27
RECIPROCAL IN	8	24	19	13	13	0	0	0	5
RECIPROCAL OUT	1	23	24	0	0	0	0	0	-4
PATERNITY	0	2	0	2	2	0	0	0	2
DOMESTIC ABUSE	11	126	127	10	10	0	0	0	-1
OTHER	82	202	221	63	59	3	1	2	-19
TOTALS FOR PERIOD	517	1537	1553	501	463	30	8	2	-16

CHANCERY CIRCUITS FROM 07/01/92 THROUGH 06/30/93

CIRCUIT AND COUNTY	CASES PENDING START	CASES FILED	CASES TERMINATED	CASES PENDING AT END	AGE LESS 1 YR.	AGE OF ALL CASES PENDING 1-2 YRS.	AGE OF ALL CASES PENDING OVER 2 YRS.	% OVER 2 YRS.	CHANGE IN CASES PENDING

PULASKI COUNTY	DIVISION 6								
EQUITY	48	93	106	35	32	3	0	0	-13
DIVORCE	191	614	573	232	220	12	0	0	41
CUSTODY OR SUPPORT	79	313	275	117	112	5	0	0	38
RECIPROCAL IN	6	26	20	12	12	0	0	0	6
RECIPROCAL OUT	2	20	22	0	0	0	0	0	-2
PATERNITY	2	1	2	1	1	0	0	0	-1
DOMESTIC ABUSE	8	164	162	10	10	0	0	0	2
OTHER	46	154	162	38	34	3	1	3	-8
TOTALS FOR PERIOD	382	1385	1322	445	421	23	1	0	63

PULASKI COUNTY	DIVISION 7								
EQUITY	0	0	0	0	0	0	0	0	0
DIVORCE	0	0	0	0	0	0	0	0	0
CUSTODY OR SUPPORT	212	251	317	146	118	21	7	5	-66
RECIPROCAL IN	4	1	3	2	1	0	1	50	-2
RECIPROCAL OUT	0	11	11	0	0	0	0	0	0
PATERNITY	20	5	18	7	4	1	2	29	-13
DOMESTIC ABUSE	0	0	0	0	0	0	0	0	0
OTHER	4	2	5	1	1	0	0	0	-3
TOTALS FOR PERIOD	240	270	354	156	124	22	10	6	-84

PULASKI COUNTY	DIVISION 8								
EQUITY	0	0	0	0	0	0	0	0	0
DIVORCE	0	0	0	0	0	0	0	0	0
CUSTODY OR SUPPORT	218	267	350	135	112	11	12	9	-83
RECIPROCAL IN	1	2	3	0	0	0	0	0	-1
RECIPROCAL OUT	4	21	22	3	2	0	1	33	-1
PATERNITY	29	7	22	14	7	0	7	50	-15
DOMESTIC ABUSE	0	0	0	0	0	0	0	0	0
OTHER	0	0	0	0	0	0	0	0	0
TOTALS FOR PERIOD	252	297	397	152	121	11	20	13	-100

PULASKI COUNTY	DIVISION 9								
EQUITY	0	0	0	0	0	0	0	0	0
DIVORCE	0	4	2	2	2	0	0	0	2
CUSTODY OR SUPPORT	112	425	360	177	161	16	0	0	65
RECIPROCAL IN	39	77	70	46	43	3	0	0	7
RECIPROCAL OUT	0	63	62	1	1	0	0	0	1
PATERNITY	546	1469	1187	828	766	62	0	0	282
DOMESTIC ABUSE	0	18	11	7	7	0	0	0	7
OTHER	13	19	26	6	4	2	0	0	-7
TOTALS FOR PERIOD	710	2075	1718	1067	984	83	0	0	357

CHANCERY CIRCUITS FROM 07/01/92 THROUGH 06/30/93

CIRCUIT AND COUNTY	CASES PENDING START	CASES FILED	CASES TERMINATED	CASES PENDING AT END	AGE LESS 1 YR.	OF ALL CASES 1-2 YRS.	PENDING OVER 2 YRS.	% OVER 2 YRS.	CHANGE IN CASES PENDING

PULASKI COUNTY									
EQUITY	434	726	844	316	243	38	35	11	-118
DIVORCE	1378	3602	3543	1437	1337	95	5	0	59
CUSTODY OR SUPPORT	1237	3055	3060	1232	1119	89	24	2	-5
RECIPROCAL IN	90	200	182	108	102	5	1	1	18
RECIPROCAL OUT	11	222	228	5	4	0	1	20	-6
PATERNITY	604	1498	1240	862	790	63	9	1	258
DOMESTIC ABUSE	97	885	861	121	118	3	0	0	24
OTHER	418	1163	1166	415	358	46	11	3	-3
TOTALS FOR PERIOD	4269	11351	11124	4496	4071	339	86	2	227

SIXTH CIRCUIT									
EQUITY	474	747	870	351	251	42	58	17	-123
DIVORCE	1437	3695	3625	1507	1377	103	27	2	70
CUSTODY OR SUPPORT	1276	3079	3086	1269	1138	93	38	3	-7
RECIPROCAL IN	91	201	182	110	103	6	1	1	19
RECIPROCAL OUT	11	224	230	5	4	0	1	20	-6
PATERNITY	606	1518	1249	875	802	63	10	1	269
DOMESTIC ABUSE	99	893	868	124	120	4	0	0	25
OTHER	425	1172	1173	424	364	47	13	3	-1
TOTALS FOR PERIOD	4419	11529	11283	4665	4159	358	148	3	246

SEVENTH CIRCUIT									

GRANT COUNTY DIVISION 1									
EQUITY	20	13	17	16	8	6	2	13	-4
DIVORCE	50	56	77	29	19	6	4	14	-21
CUSTODY OR SUPPORT	28	38	36	30	22	7	1	3	2
RECIPROCAL IN	2	0	2	0	0	0	0	0	-2
RECIPROCAL OUT	0	0	0	0	0	0	0	0	0
PATERNITY	1	0	1	0	0	0	0	0	-1
DOMESTIC ABUSE	0	2	0	2	2	0	0	0	2
OTHER	6	5	8	3	2	1	0	0	-3
TOTALS FOR PERIOD	107	114	141	80	53	20	7	9	-27

GRANT COUNTY DIVISION 2									
EQUITY	2	14	3	13	12	0	1	8	11
DIVORCE	24	125	101	48	44	4	0	0	24
CUSTODY OR SUPPORT	6	14	12	8	6	2	0	0	2
RECIPROCAL IN	0	2	0	2	2	0	0	0	2
RECIPROCAL OUT	0	0	0	0	0	0	0	0	0
PATERNITY	0	9	4	5	5	0	0	0	5
DOMESTIC ABUSE	0	5	2	3	3	0	0	0	3
OTHER	0	6	1	5	5	0	0	0	5
TOTALS FOR PERIOD	32	175	123	84	77	6	1	1	52

CHANCERY CIRCUITS FROM 07/01/92 THROUGH 06/30/93

CIRCUIT AND COUNTY	CASES PENDING START	CASES FILED	CASES TERMINATED	CASES PENDING AT END	AGE OF ALL CASES LESS 1 YR.	PENDING 1-2 YRS.	PENDING OVER 2 YRS.	% OVER 2 YRS.	CHANGE IN CASES PENDING

GRANT COUNTY	DIVISION 3								
EQUITY	2	0	0	2	0	0	2	100	0
DIVORCE	0	1	0	1	1	0	0	0	1
CUSTODY OR SUPPORT	15	10	10	15	5	2	8	53	0
RECIPROCAL IN	2	4	1	5	3	2	0	0	3
RECIPROCAL OUT	0	0	0	0	0	0	0	0	0
PATERNITY	10	5	5	10	2	1	7	70	0
DOMESTIC ABUSE	12	33	28	17	10	7	0	0	5
OTHER	0	0	0	0	0	0	0	0	0
TOTALS FOR PERIOD	41	53	44	50	21	12	17	34	9

GRANT COUNTY	DIVISION 3								
EQUITY	24	27	20	31	20	6	5	16	7
DIVORCE	74	182	178	78	64	10	4	5	4
CUSTODY OR SUPPORT	49	62	58	53	33	11	9	17	4
RECIPROCAL IN	4	6	3	7	5	2	0	0	3
RECIPROCAL OUT	0	0	0	0	0	0	0	0	0
PATERNITY	11	14	10	15	7	1	7	47	4
DOMESTIC ABUSE	12	40	30	22	15	7	0	0	10
OTHER	6	11	9	8	7	1	0	0	2
TOTALS FOR PERIOD	180	342	308	214	151	38	25	12	34

HOT SPRING COUNTY	DIVISION 1								
EQUITY	35	38	50	23	10	11	2	9	-12
DIVORCE	75	94	132	37	26	10	1	3	-38
CUSTODY OR SUPPORT	45	34	55	24	15	7	2	8	-21
RECIPROCAL IN	1	0	1	0	0	0	0	0	-1
RECIPROCAL OUT	0	0	0	0	0	0	0	0	0
PATERNITY	0	0	0	0	0	0	0	0	0
DOMESTIC ABUSE	0	0	0	0	0	0	0	0	0
OTHER	3	9	11	1	1	0	0	0	-2
TOTALS FOR PERIOD	159	175	249	85	52	28	5	6	-74

HOT SPRING COUNTY	DIVISION 2								
EQUITY	21	48	46	23	18	4	1	4	2
DIVORCE	51	198	168	81	75	6	0	0	30
CUSTODY OR SUPPORT	20	80	55	45	42	2	1	2	25
RECIPROCAL IN	0	1	1	0	0	0	0	0	0
RECIPROCAL OUT	0	0	0	0	0	0	0	0	0
PATERNITY	0	46	24	22	22	0	0	0	22
DOMESTIC ABUSE	0	0	0	0	0	0	0	0	0
OTHER	0	9	6	3	3	0	0	0	3
TOTALS FOR PERIOD	92	382	300	174	160	12	2	1	82

CHANCERY CIRCUITS FROM 07/01/92 THROUGH 06/30/93

CIRCUIT AND COUNTY	CASES PENDING START	CASES FILED	CASES TERMINATED	CASES PENDING AT END	AGE OF ALL CASES PENDING LESS			% OVER 2 YRS.	CHANGE IN CASES PENDING
					1 YR.	1-2 YRS.	2 YRS.		

HOT SPRING COUNTY	DIVISION 3								
EQUITY	0	0	0	0	0	0	0	0	0
DIVORCE	1	4	2	3	3	0	0	0	2
CUSTODY OR SUPPORT	104	36	105	35	22	8	5	14	-69
RECIPROCAL IN	4	7	6	5	5	0	0	0	1
RECIPROCAL OUT	0	0	0	0	0	0	0	0	0
PATERNITY	19	14	24	9	4	4	1	11	-10
DOMESTIC ABUSE	5	30	23	12	9	3	0	0	7
OTHER	0	0	0	0	0	0	0	0	0
TOTALS FOR PERIOD	133	91	160	64	43	15	6	9	-69

HOT SPRING COUNTY	DIVISION 3								
EQUITY	56	86	96	46	28	15	3	7	-10
DIVORCE	127	296	302	121	104	16	1	1	-6
CUSTODY OR SUPPORT	169	150	215	104	79	17	8	8	-65
RECIPROCAL IN	5	8	8	5	5	0	0	0	0
RECIPROCAL OUT	0	0	0	0	0	0	0	0	0
PATERNITY	19	60	48	31	26	4	1	3	12
DOMESTIC ABUSE	5	30	23	12	9	3	0	0	7
OTHER	3	18	17	4	4	0	0	0	1
TOTALS FOR PERIOD	384	648	709	323	255	55	13	4	-61

SALINE COUNTY	DIVISION 1								
EQUITY	97	167	171	93	75	11	7	8	-4
DIVORCE	206	590	543	253	220	29	4	2	47
CUSTODY OR SUPPORT	89	170	164	95	73	17	5	5	6
RECIPROCAL IN	0	0	0	0	0	0	0	0	0
RECIPROCAL OUT	0	0	0	0	0	0	0	0	0
PATERNITY	1	2	2	1	1	0	0	0	0
DOMESTIC ABUSE	3	5	7	1	0	1	0	0	-2
OTHER	21	60	51	30	24	5	1	3	9
TOTALS FOR PERIOD	417	994	938	473	393	63	17	4	56

SALINE COUNTY	DIVISION 2								
EQUITY	20	9	12	17	6	9	2	12	-3
DIVORCE	101	103	142	62	33	24	5	8	-39
CUSTODY OR SUPPORT	30	38	33	35	19	12	4	11	5
RECIPROCAL IN	2	0	1	1	0	0	1	100	-1
RECIPROCAL OUT	0	0	0	0	0	0	0	0	0
PATERNITY	1	0	1	0	0	0	0	0	-1
DOMESTIC ABUSE	1	0	0	1	0	1	0	0	0
OTHER	16	10	17	9	4	4	1	11	-7
TOTALS FOR PERIOD	171	160	206	125	62	50	13	10	-46

CHANCERY CIRCUITS FROM 07/01/92 THROUGH 06/30/93

CIRCUIT AND COUNTY	CASES PENDING START	CASES FILED	CASES TERMINATED	CASES PENDING AT END	AGE OF ALL CASES LESS 1 YR.	PENDING 1-2 YRS.	PENDING OVER 2 YRS.	% OVER 2 YRS.	CHANGE IN CASES PENDING

SALINE COUNTY	DIVISION 3								
EQUITY	3	6	5	4	4	0	0	0	1
DIVORCE	40	87	60	67	37	7	23	34	27
CUSTODY OR SUPPORT	189	356	355	190	137	40	13	7	1
RECIPROCAL IN	11	9	11	9	5	0	4	44	-2
RECIPROCAL OUT	6	5	10	1	1	0	0	0	-5
PATERNITY	84	84	111	57	51	3	3	5	-27
DOMESTIC ABUSE	10	75	67	18	17	1	0	0	8
OTHER	2	5	3	4	2	0	2	50	2
TOTALS FOR PERIOD	345	627	622	350	254	51	45	13	5

SALINE COUNTY	DIVISION 3								
EQUITY	120	182	188	114	35	20	9	8	-6
DIVORCE	347	780	745	382	290	60	32	8	35
CUSTODY OR SUPPORT	308	564	552	320	229	69	22	7	12
RECIPROCAL IN	13	9	12	10	5	0	5	50	-3
RECIPROCAL OUT	6	5	10	1	1	0	0	0	-5
PATERNITY	86	86	114	58	52	3	3	5	-28
DOMESTIC ABUSE	14	80	74	20	17	3	0	0	6
OTHER	39	75	71	43	30	9	4	9	4
TOTALS FOR PERIOD	933	1781	1766	948	709	164	75	8	15

SEVENTH CIRCUIT	DIVISION 3								
EQUITY	200	295	304	191	133	41	17	9	-9
DIVORCE	548	1258	1225	581	458	86	37	6	33
CUSTODY OR SUPPORT	526	776	325	477	341	97	39	8	-49
RECIPROCAL IN	22	23	23	22	15	2	5	23	0
RECIPROCAL OUT	6	5	10	1	1	0	0	0	-5
PATERNITY	116	160	172	104	85	3	11	11	-12
DOMESTIC ABUSE	31	150	127	54	41	13	0	0	23
OTHER	48	104	97	55	41	10	4	7	7
TOTALS FOR PERIOD	1497	2771	2783	1485	1115	257	113	8	-12

EIGHTH CIRCUIT	DIVISION 1								
HEMPSTEAD COUNTY									
EQUITY	24	7	18	13	5	4	4	31	-11
DIVORCE	50	60	67	43	26	7	10	23	-7
CUSTODY OR SUPPORT	41	56	62	35	22	11	2	6	-6
RECIPROCAL IN	0	6	3	3	3	0	0	0	3
RECIPROCAL OUT	1	4	1	4	3	1	0	0	3
PATERNITY	17	46	46	17	14	3	0	0	0
DOMESTIC ABUSE	1	8	6	3	3	0	0	0	2
OTHER	9	3	2	10	2	3	5	50	1
TOTALS FOR PERIOD	143	190	205	128	78	29	21	16	-15

CHANCERY CIRCUITS FROM 07/01/92 THROUGH 06/30/93

CIRCUIT AND COUNTY	CASES PENDING START	CASES FILED	CASES TERMINATED	CASES PENDING AT END	AGE OF ALL CASES PENDING LESS 1 YR.	1-2 YRS.	OVER 2 YRS.	% OVER 2 YRS.	CHANGE IN CASES PENDING

HEMPSTEAD COUNTY	DIVISION 2								
EQUITY	19	6	13	12	3	1	8	67	-7
DIVORCE	53	62	67	48	21	10	17	35	-5
CUSTODY OR SUPPORT	51	79	72	58	36	7	15	26	7
RECIPROCAL IN	2	2	1	3	1	0	2	67	1
RECIPROCAL OUT	0	5	0	5	5	0	0	0	5
PATERNITY	7	33	26	14	12	2	0	0	7
DOMESTIC ABUSE	1	12	7	6	6	0	0	0	5
OTHER	7	2	3	6	1	2	3	50	-1
TOTALS FOR PERIOD	140	201	189	152	85	22	45	30	12

HEMPSTEAD COUNTY	DIVISION 3								
EQUITY	7	9	12	4	4	0	0	0	-3
DIVORCE	23	50	54	19	18	1	0	0	-4
CUSTODY OR SUPPORT	24	49	51	22	17	5	0	0	-2
RECIPROCAL IN	2	1	2	1	1	0	0	0	-1
RECIPROCAL OUT	3	7	7	3	2	1	0	0	0
PATERNITY	16	45	39	22	18	4	0	0	6
DOMESTIC ABUSE	1	9	7	3	3	0	0	0	2
OTHER	3	3	3	3	0	3	0	0	0
TOTALS FOR PERIOD	79	173	175	77	63	14	0	0	-2

HEMPSTEAD COUNTY	DIVISION 4								
EQUITY	7	2	4	5	1	4	0	0	-2
DIVORCE	13	42	31	24	22	2	0	0	11
CUSTODY OR SUPPORT	70	102	102	70	35	25	10	14	0
RECIPROCAL IN	3	1	1	3	0	3	0	0	0
RECIPROCAL OUT	13	4	5	12	4	1	7	58	-1
PATERNITY	61	18	30	49	5	15	29	59	-12
DOMESTIC ABUSE	2	5	5	2	2	0	0	0	0
OTHER	4	4	6	2	1	1	0	0	-2
TOTALS FOR PERIOD	173	178	184	167	70	51	46	28	-6

HEMPSTEAD COUNTY									
EQUITY	57	24	47	34	13	9	12	35	-23
DIVORCE	139	214	219	134	87	20	27	20	-5
CUSTODY OR SUPPORT	186	286	287	185	101	48	27	15	-1
RECIPROCAL IN	7	10	7	10	5	3	2	20	3
RECIPROCAL OUT	17	20	13	24	14	3	7	29	7
PATERNITY	101	142	141	102	49	24	29	28	1
DOMESTIC ABUSE	5	34	25	14	14	0	0	0	9
OTHER	23	12	14	21	4	9	8	38	-2
TOTALS FOR PERIOD	535	742	753	524	296	116	112	21	-11

CHANCERY CIRCUITS FROM 07/01/92 THROUGH 06/30/93

CIRCUIT AND COUNTY	CASES PENDING START	CASES FILED	CASES TERMINATED	CASES PENDING AT END	AGE LESS 1 YR.	AGE OF ALL CASES PENDING 1-2 YRS.	AGE OF ALL CASES PENDING OVER 2 YRS.	% OVER 2 YRS.	CHANGE IN CASES PENDING

LAFAYETTE COUNTY	DIVISION 1								
EQUITY	7	3	8	2	1	0	1	50	-5
DIVORCE	18	22	26	14	9	3	2	14	-4
CUSTODY OR SUPPORT	27	41	55	13	11	0	2	15	-14
RECIPROCAL IN	0	1	1	0	0	0	0	0	0
RECIPROCAL OUT	0	0	0	0	0	0	0	0	0
PATERNITY	11	18	15	14	8	6	0	0	3
DOMESTIC ABUSE	0	0	0	0	0	0	0	0	0
OTHER	3	6	3	6	4	2	0	0	3
TOTALS FOR PERIOD	66	91	108	49	33	11	5	10	-17

LAFAYETTE COUNTY	DIVISION 2								
EQUITY	8	6	9	5	2	1	2	40	-3
DIVORCE	15	22	22	15	10	2	3	20	0
CUSTODY OR SUPPORT	17	43	41	19	17	0	2	11	2
RECIPROCAL IN	0	1	1	0	0	0	0	0	0
RECIPROCAL OUT	0	1	1	0	0	0	0	0	0
PATERNITY	8	23	20	11	9	2	0	0	3
DOMESTIC ABUSE	0	0	0	0	0	0	0	0	0
OTHER	6	1	4	3	1	1	1	33	-3
TOTALS FOR PERIOD	54	97	98	53	39	6	8	15	-1

LAFAYETTE COUNTY	DIVISION 3								
EQUITY	5	5	7	3	3	0	0	0	-2
DIVORCE	9	14	19	4	2	2	0	0	-5
CUSTODY OR SUPPORT	6	33	30	9	9	0	0	0	3
RECIPROCAL IN	0	3	3	0	0	0	0	0	0
RECIPROCAL OUT	0	0	0	0	0	0	0	0	0
PATERNITY	10	24	22	12	12	0	0	0	2
DOMESTIC ABUSE	0	1	1	0	0	0	0	0	0
OTHER	3	4	6	1	1	0	0	0	-2
TOTALS FOR PERIOD	33	84	88	29	27	2	0	0	-4

LAFAYETTE COUNTY	DIVISION 4								
EQUITY	0	0	0	0	0	0	0	0	0
DIVORCE	3	4	4	3	2	1	0	0	0
CUSTODY OR SUPPORT	27	38	30	35	17	1	17	49	3
RECIPROCAL IN	1	0	0	1	0	1	0	0	0
RECIPROCAL OUT	0	0	0	0	0	0	0	0	0
PATERNITY	6	5	6	5	4	1	0	0	-1
DOMESTIC ABUSE	0	0	0	0	0	0	0	0	0
OTHER	0	0	0	0	0	0	0	0	0
TOTALS FOR PERIOD	37	47	40	44	23	4	17	39	7

CHANCERY CIRCUITS FROM 07/01/92 THROUGH 06/30/93

CIRCUIT AND COUNTY	CASES PENDING START	CASES FILED	CASES TERMINATED	CASES PENDING AT END	AGE LESS 1 YR.	AGE OF ALL CASES 1-2 YRS.	PENDING OVER 2 YRS.	% OVER 2 YRS.	CHANGE IN CASES PENDING

LAFAYETTE COUNTY									
EQUITY	20	14	24	10	6	1	3	30	-10
DIVORCE	45	62	71	36	23	8	5	14	-9
CUSTODY OR SUPPORT	77	155	156	76	54	1	21	28	-1
RECIPROCAL IN	1	5	5	1	0	1	0	0	0
RECIPROCAL OUT	0	1	1	0	0	0	0	0	0
PATERNITY	35	70	63	42	33	9	0	0	7
DOMESTIC ABUSE	0	1	1	0	0	0	0	0	0
OTHER	12	11	13	10	6	3	1	10	-2
TOTALS FOR PERIOD	190	319	334	175	122	23	30	17	-15

MILLER COUNTY	DIVISION 1								
EQUITY	23	12	23	12	7	0	5	42	-11
DIVORCE	114	109	165	58	47	8	3	5	-56
CUSTODY OR SUPPORT	63	99	109	53	44	5	4	8	-10
RECIPROCAL IN	4	10	9	5	3	2	0	0	1
RECIPROCAL OUT	3	23	25	1	0	1	0	0	-2
PATERNITY	18	48	44	22	17	5	0	0	4
DOMESTIC ABUSE	0	3	3	0	0	0	0	0	0
OTHER	12	7	13	6	2	2	2	33	-6
TOTALS FOR PERIOD	237	311	391	157	120	23	14	9	-80

MILLER COUNTY	DIVISION 2								
EQUITY	19	12	15	16	6	3	7	44	-3
DIVORCE	65	110	87	88	55	14	19	22	23
CUSTODY OR SUPPORT	43	91	68	66	44	14	8	12	23
RECIPROCAL IN	4	14	7	11	10	1	0	0	7
RECIPROCAL OUT	8	23	30	1	1	0	0	0	-7
PATERNITY	15	32	32	15	9	6	0	0	0
DOMESTIC ABUSE	1	3	1	3	2	1	0	0	2
OTHER	12	7	10	9	2	3	4	44	-3
TOTALS FOR PERIOD	167	292	250	209	129	42	38	18	42

MILLER COUNTY	DIVISION 3								
EQUITY	10	13	15	8	5	3	0	0	-2
DIVORCE	55	152	154	53	51	2	0	0	-2
CUSTODY OR SUPPORT	48	86	90	44	36	7	1	2	-4
RECIPROCAL IN	6	9	9	6	4	2	0	0	0
RECIPROCAL OUT	10	19	28	1	1	0	0	0	-9
PATERNITY	14	39	46	7	7	0	0	0	-7
DOMESTIC ABUSE	1	3	3	1	1	0	0	0	0
OTHER	7	12	18	1	1	0	0	0	-6
TOTALS FOR PERIOD	151	333	363	121	106	14	1	1	-30

CHANCERY CIRCUITS FROM 07/01/92 THROUGH 06/30/93

CIRCUIT AND COUNTY	CASES PENDING START	CASES FILED	CASES TERMINATED	CASES PENDING AT END	AGE OF ALL CASES PENDING LESS			% OVER 2 YRS.	CHANGE IN CASES PENDING
					1 YR.	1-2 YRS.	2 YRS.		

MILLER COUNTY	DIVISION 4								
EQUITY	9	7	10	6	2	4	0	0	-3
DIVORCE	30	63	58	35	25	9	1	3	5
CUSTODY OR SUPPORT	122	128	152	98	47	28	23	23	-24
RECIPROCAL IN	5	12	5	12	8	0	4	33	7
RECIPROCAL OUT	19	9	25	3	2	1	0	0	-16
PATERNITY	54	26	58	22	7	9	6	27	-32
DOMESTIC ABUSE	0	4	1	3	3	0	0	0	3
OTHER	4	5	4	5	1	4	0	0	1
TOTALS FOR PERIOD	243	254	313	184	95	55	34	18	-59

MILLER COUNTY	DIVISION 4								
EQUITY	61	44	63	42	20	10	12	29	-19
DIVORCE	264	434	464	234	178	33	23	10	-30
CUSTODY OR SUPPORT	276	404	419	261	171	54	36	14	-15
RECIPROCAL IN	19	45	30	34	25	5	4	12	15
RECIPROCAL OUT	40	74	108	6	4	2	0	0	-34
PATERNITY	101	145	180	66	40	20	6	9	-35
DOMESTIC ABUSE	2	13	8	7	6	1	0	0	5
OTHER	35	31	45	21	6	9	6	29	-14
TOTALS FOR PERIOD	798	1190	1317	671	450	134	87	13	-127

NEVADA COUNTY	DIVISION 1								
EQUITY	8	7	10	5	4	0	1	20	-3
DIVORCE	4	20	13	11	11	0	0	0	7
CUSTODY OR SUPPORT	7	35	25	17	14	1	2	12	10
RECIPROCAL IN	0	1	0	1	1	0	0	0	1
RECIPROCAL OUT	0	0	0	0	0	0	0	0	0
PATERNITY	0	1	0	1	1	0	0	0	1
DOMESTIC ABUSE	1	0	0	1	0	1	0	0	0
OTHER	1	4	3	2	2	0	0	0	1
TOTALS FOR PERIOD	21	68	51	38	33	2	3	8	17

NEVADA COUNTY	DIVISION 2								
EQUITY	7	4	9	2	1	0	1	50	-5
DIVORCE	14	11	17	8	5	2	1	13	-6
CUSTODY OR SUPPORT	20	29	23	25	17	1	7	28	5
RECIPROCAL IN	0	1	0	1	1	0	0	0	1
RECIPROCAL OUT	0	1	1	0	0	0	0	0	0
PATERNITY	0	1	0	1	1	0	0	0	1
DOMESTIC ABUSE	0	0	0	0	0	0	0	0	0
OTHER	1	0	1	0	0	0	0	0	-1
TOTALS FOR PERIOD	42	46	51	37	25	3	9	24	-5

CHANCERY CIRCUITS FROM 07/01/92 THROUGH 06/30/93

CIRCUIT AND COUNTY	CASES PENDING START	CASES FILED	CASES TERMINATED	CASES PENDING AT END	AGE LESS 1 YR.	AGE OF ALL CASES PENDING 1-2 YRS.	AGE OF ALL CASES PENDING OVER 2 YRS.	% OVER 2 YRS.	CHANGE IN CASES PENDING

NEVADA COUNTY	DIVISION 3								
EQUITY	6	10	8	8	6	2	0	0	2
DIVORCE	13	24	24	13	9	2	2	15	0
CUSTODY OR SUPPORT	4	45	20	29	27	1	1	3	25
RECIPROCAL IN	0	2	0	2	2	0	0	0	2
RECIPROCAL OUT	0	0	0	0	0	0	0	0	0
PATERNITY	0	1	1	0	0	0	0	0	0
DOMESTIC ABUSE	0	2	2	0	0	0	0	0	0
OTHER	1	4	4	1	1	0	0	0	0
TOTALS FOR PERIOD	24	88	59	53	45	5	3	6	29

NEVADA COUNTY	DIVISION 4								
EQUITY	6	5	8	3	3	0	0	0	-3
DIVORCE	8	27	18	17	15	1	1	6	9
CUSTODY OR SUPPORT	9	47	19	37	29	0	8	22	28
RECIPROCAL IN	2	4	2	4	3	0	1	25	2
RECIPROCAL OUT	0	3	1	2	2	0	0	0	-2
PATERNITY	11	1	6	6	0	3	3	50	-5
DOMESTIC ABUSE	1	0	0	1	0	0	1	100	0
OTHER	2	0	2	0	0	0	0	0	-2
TOTALS FOR PERIOD	39	87	56	70	52	4	14	20	31

NEVADA COUNTY									
EQUITY	27	26	35	18	14	2	2	11	-9
DIVORCE	39	82	72	49	40	5	4	8	10
CUSTODY OR SUPPORT	40	155	87	108	87	3	18	17	68
RECIPROCAL IN	2	8	2	8	7	0	1	13	6
RECIPROCAL OUT	0	4	2	2	2	0	0	0	2
PATERNITY	11	4	7	8	2	3	3	38	-3
DOMESTIC ABUSE	2	2	2	2	0	1	1	50	0
OTHER	5	8	10	3	3	0	0	0	-2
TOTALS FOR PERIOD	126	289	217	198	155	14	29	15	72

EIGHTH CIRCUIT									
EQUITY	165	108	169	104	53	22	29	28	-61
DIVORCE	487	792	826	453	328	66	59	13	-34
CUSTODY OR SUPPORT	579	1000	949	630	422	106	102	16	51
RECIPROCAL IN	29	68	44	53	37	9	7	13	24
RECIPROCAL OUT	57	99	124	32	20	5	7	22	-25
PATERNITY	248	361	391	218	124	56	38	17	-30
DOMESTIC ABUSE	9	50	36	23	20	2	1	4	14
OTHER	75	62	82	55	19	21	15	27	-20
TOTALS FOR PERIOD	1649	2540	2621	1568	1023	287	258	16	-81

CHANCERY CIRCUITS FROM 07/01/92 THROUGH 06/30/93

CIRCUIT AND COUNTY	CASES PENDING START	CASES FILED	CASES TERMINATED	CASES PENDING AT END	AGE OF ALL CASES LESS 1 YR.	PENDING 1-2 YRS.	PENDING OVER 2 YRS.	% OVER 2 YRS.	CHANGE IN CASES PENDING

NINTH CIRCUIT EAST									

CLARK COUNTY									
EQUITY	16	27	30	13	11	2	0	0	-3
DIVORCE	59	187	180	66	61	5	0	0	7
CUSTODY OR SUPPORT	114	244	268	90	71	19	0	0	-24
RECIPROCAL IN	0	4	4	0	0	0	0	0	0
RECIPROCAL OUT	0	37	37	0	0	0	0	0	0
PATERNITY	26	63	58	31	22	9	0	0	5
DOMESTIC ABUSE	2	12	11	3	3	0	0	0	1
OTHER	9	38	30	17	17	0	0	0	8
TOTALS FOR PERIOD	226	612	618	220	185	35	0	0	-6

PIKE COUNTY									
EQUITY	7	14	16	5	4	1	0	0	-2
DIVORCE	36	93	94	35	34	1	0	0	-1
CUSTODY OR SUPPORT	33	88	85	36	33	3	0	0	3
RECIPROCAL IN	1	0	1	0	0	0	0	0	-1
RECIPROCAL OUT	0	0	0	0	0	0	0	0	0
PATERNITY	3	1	3	1	0	1	0	0	-2
DOMESTIC ABUSE	1	4	2	3	3	0	0	0	2
OTHER	8	26	28	6	4	2	0	0	-2
TOTALS FOR PERIOD	89	226	229	86	78	8	0	0	-3

NINTH CIRCUIT EAST									
EQUITY	23	41	46	18	15	3	0	0	-5
DIVORCE	95	280	274	101	95	6	0	0	6
CUSTODY OR SUPPORT	147	332	353	126	104	22	0	0	-21
RECIPROCAL IN	1	4	5	0	0	0	0	0	-1
RECIPROCAL OUT	0	37	37	0	0	0	0	0	0
PATERNITY	29	64	61	32	22	10	0	0	3
DOMESTIC ABUSE	3	16	13	6	6	0	0	0	3
OTHER	17	64	58	23	21	2	0	0	6
TOTALS FOR PERIOD	315	838	847	306	263	43	0	0	-9

NINTH CIRCUIT WEST									

HOWARD COUNTY									
EQUITY	17	23	19	21	14	2	5	24	4
DIVORCE	38	125	125	38	34	4	0	0	0
CUSTODY OR SUPPORT	37	75	74	38	29	7	2	5	1
RECIPROCAL IN	4	3	5	2	1	1	0	0	-2
RECIPROCAL OUT	0	0	0	0	0	0	0	0	0
PATERNITY	1	3	4	0	0	0	0	0	-1
DOMESTIC ABUSE	5	25	25	5	4	1	0	0	0
OTHER	3	10	10	3	3	0	0	0	0
TOTALS FOR PERIOD	105	264	262	107	85	15	7	7	2

CHANCERY CIRCUITS FROM 07/01/92 THROUGH 06/30/93

CIRCUIT AND COUNTY	CASES PENDING START	CASES FILED	CASES TERMINATED	CASES PENDING AT END	AGE OF ALL CASES LESS 1 YR.	1-2 YRS.	OVER 2 YRS.	% OVER 2 YRS.	CHANGE IN CASES PENDING

LITTLE RIVER COUNTY									
EQUITY	16	28	27	17	15	1	1	6	1
DIVORCE	61	162	171	52	48	4	0	0	-9
CUSTODY OR SUPPORT	35	104	104	35	28	6	1	3	0
RECIPROCAL IN	4	8	9	3	3	0	0	0	-1
RECIPROCAL OUT	0	0	0	0	0	0	0	0	0
PATERNITY	17	43	39	21	17	1	3	14	4
DOMESTIC ABUSE	4	13	11	6	5	0	1	17	2
OTHER	3	7	9	1	1	0	0	0	-2
TOTALS FOR PERIOD	140	365	370	135	117	12	6	4	-5

SEVIER COUNTY									
EQUITY	8	22	17	13	10	2	1	8	5
DIVORCE	32	139	134	37	32	4	1	3	5
CUSTODY OR SUPPORT	38	74	55	57	43	9	5	9	19
RECIPROCAL IN	3	9	8	4	4	0	0	0	1
RECIPROCAL OUT	0	1	1	0	0	0	0	0	0
PATERNITY	4	10	7	7	5	0	2	29	3
DOMESTIC ABUSE	2	24	22	4	4	0	0	0	2
OTHER	8	11	16	3	3	0	0	0	-5
TOTALS FOR PERIOD	95	290	260	125	101	15	9	7	30

NINTH CIRCUIT WEST									
EQUITY	41	73	63	51	39	5	7	14	10
DIVORCE	131	426	430	127	114	12	1	1	-4
CUSTODY OR SUPPORT	110	253	233	130	100	22	8	6	20
RECIPROCAL IN	11	20	22	9	8	1	0	0	-2
RECIPROCAL OUT	0	1	1	0	0	0	0	0	0
PATERNITY	22	56	50	28	22	1	5	18	6
DOMESTIC ABUSE	11	62	58	15	13	1	1	7	4
OTHER	14	28	35	7	7	0	0	0	-7
TOTALS FOR PERIOD	340	919	892	367	303	42	22	6	27

TENTH CIRCUIT									

ASHLEY COUNTY DIVISION 1									
EQUITY	10	8	10	8	4	2	2	25	-2
DIVORCE	77	137	151	63	50	11	2	3	-14
CUSTODY OR SUPPORT	17	17	23	11	8	2	1	9	-6
RECIPROCAL IN	4	11	12	3	3	0	0	0	-1
RECIPROCAL OUT	1	3	4	0	0	0	0	0	-1
PATERNITY	1	2	1	2	2	0	0	0	1
DOMESTIC ABUSE	2	6	4	4	4	0	0	0	2
OTHER	8	12	11	9	7	1	1	11	1
TOTALS FOR PERIOD	120	196	216	100	78	16	6	6	-20

CHANCERY CIRCUITS FROM 07/01/92 THROUGH 06/30/93

CIRCUIT AND COUNTY	CASES PENDING START	CASES FILED	CASES TERMINATED	CASES PENDING AT END	AGE OF ALL CASES PENDING			% OVER 2 YRS.	CHANGE IN CASES PENDING
					LESS 1 YR.	1-2 YRS.	OVER 2 YRS.		

ASHLEY COUNTY	DIVISION 2								
EQUITY	10	18	17	11	8	2	1	9	1
DIVORCE	66	106	113	59	45	14	0	0	-7
CUSTODY OR SUPPORT	13	13	13	13	6	6	1	8	0
RECIPROCAL IN	6	10	10	6	6	0	0	0	0
RECIPROCAL OUT	0	0	0	0	0	0	0	0	0
PATERNITY	1	2	1	2	2	0	0	0	1
DOMESTIC ABUSE	1	6	3	4	3	1	0	0	3
OTHER	5	11	10	6	5	0	1	17	1
TOTALS FOR PERIOD	102	166	167	101	75	23	3	3	-1

ASHLEY COUNTY	DIVISION 3								
EQUITY	0	0	0	0	0	0	0	0	0
DIVORCE	0	2	2	0	0	0	0	0	0
CUSTODY OR SUPPORT	2	5	5	2	1	1	0	0	0
RECIPROCAL IN	4	13	8	9	8	1	0	0	5
RECIPROCAL OUT	2	1	1	2	0	1	1	50	0
PATERNITY	41	122	103	60	40	7	13	22	19
DOMESTIC ABUSE	0	0	0	0	0	0	0	0	0
OTHER	0	1	1	0	0	0	0	0	0
TOTALS FOR PERIOD	49	144	120	73	49	10	14	19	24

ASHLEY COUNTY	DIVISION 4								
EQUITY	0	0	0	0	0	0	0	0	0
DIVORCE	0	0	0	0	0	0	0	0	0
CUSTODY OR SUPPORT	0	0	0	0	0	0	0	0	0
RECIPROCAL IN	0	0	0	0	0	0	0	0	0
RECIPROCAL OUT	0	0	0	0	0	0	0	0	0
PATERNITY	0	0	0	0	0	0	0	0	0
DOMESTIC ABUSE	0	0	0	0	0	0	0	0	0
OTHER	0	0	0	0	0	0	0	0	0
TOTALS FOR PERIOD	0	0	0	0	0	0	0	0	0

ASHLEY COUNTY	DIVISION 5								
EQUITY	20	26	27	19	12	4	3	16	-1
DIVORCE	143	245	266	122	95	25	2	2	-21
CUSTODY OR SUPPORT	32	35	41	26	15	9	2	8	-6
RECIPROCAL IN	14	34	30	18	17	1	0	0	4
RECIPROCAL OUT	3	4	5	2	0	1	1	50	-1
PATERNITY	43	126	105	64	44	7	13	20	21
DOMESTIC ABUSE	3	12	7	8	7	1	0	0	5
OTHER	13	24	22	15	12	1	2	13	2
TOTALS FOR PERIOD	271	506	503	274	202	49	23	8	3

CHANCERY CIRCUITS FROM 07/01/92 THROUGH 06/30/93

CIRCUIT AND COUNTY	CASES PENDING START	CASES FILED	CASES TERMINATED	CASES PENDING AT END	AGE OF ALL CASES PENDING LESS 1 YR.	1-2 YRS.	OVER 2 YRS.	% OVER 2 YRS.	CHANGE IN CASES PENDING

BRADLEY COUNTY	DIVISION 1								
EQUITY	1	7	7	1	1	0	0	0	0
DIVORCE	19	36	34	21	14	4	3	14	2
CUSTODY OR SUPPORT	19	32	33	18	12	1	5	28	-1
RECIPROCAL IN	1	1	1	1	0	0	1	100	0
RECIPROCAL OUT	1	0	0	1	0	1	0	0	0
PATERNITY	0	0	0	0	0	0	0	0	0
DOMESTIC ABUSE	0	9	8	1	1	0	0	0	1
OTHER	3	10	9	4	3	1	0	0	1
TOTALS FOR PERIOD	44	95	92	47	31	7	9	19	3

BRADLEY COUNTY	DIVISION 2								
EQUITY	2	6	5	3	1	2	0	0	1
DIVORCE	12	46	39	19	18	1	0	0	7
CUSTODY OR SUPPORT	7	24	18	13	13	0	0	0	6
RECIPROCAL IN	0	0	0	0	0	0	0	0	0
RECIPROCAL OUT	0	0	0	0	0	0	0	0	0
PATERNITY	0	0	0	0	0	0	0	0	0
DOMESTIC ABUSE	1	2	2	1	1	0	0	0	0
OTHER	3	8	5	6	3	2	1	17	3
TOTALS FOR PERIOD	25	86	69	42	36	5	1	2	17

BRADLEY COUNTY	DIVISION 3								
EQUITY	0	0	0	0	0	0	0	0	0
DIVORCE	0	0	0	0	0	0	0	0	0
CUSTODY OR SUPPORT	12	32	28	16	10	2	4	25	4
RECIPROCAL IN	1	2	1	2	1	0	1	50	1
RECIPROCAL OUT	0	1	1	0	0	0	0	0	0
PATERNITY	34	99	95	38	30	6	2	5	4
DOMESTIC ABUSE	0	1	1	0	0	0	0	0	0
OTHER	0	0	0	0	0	0	0	0	0
TOTALS FOR PERIOD	47	135	126	56	41	8	7	13	9

BRADLEY COUNTY	DIVISION 4								
EQUITY	0	0	0	0	0	0	0	0	0
DIVORCE	0	0	0	0	0	0	0	0	0
CUSTODY OR SUPPORT	0	0	0	0	0	0	0	0	0
RECIPROCAL IN	0	0	0	0	0	0	0	0	0
RECIPROCAL OUT	0	0	0	0	0	0	0	0	0
PATERNITY	0	0	0	0	0	0	0	0	0
DOMESTIC ABUSE	0	0	0	0	0	0	0	0	0
OTHER	0	0	0	0	0	0	0	0	0
TOTALS FOR PERIOD	0	0	0	0	0	0	0	0	0

CHANCERY CIRCUITS FROM 07/01/92 THROUGH 06/30/93

CIRCUIT AND COUNTY	CASES PENDING START	CASES FILED	CASES TERMINATED	CASES PENDING AT END	AGE OF ALL CASES LESS 1 YR.	PENDING 1-2 YRS.	PENDING OVER 2 YRS.	% OVER 2 YRS.	CHANGE IN CASES PENDING

BRADLEY COUNTY									
EQUITY	3	13	12	4	2	2	0	0	1
DIVORCE	31	82	73	40	32	5	3	8	9
CUSTODY OR SUPPORT	38	88	79	47	35	3	9	19	9
RECIPROCAL IN	2	3	2	3	1	0	2	67	1
RECIPROCAL OUT	1	1	1	1	0	1	0	0	0
PATERNITY	34	99	95	38	30	6	2	5	4
DOMESTIC ABUSE	1	12	11	2	2	0	0	0	1
OTHER	5	18	14	10	6	3	1	10	4
TOTALS FOR PERIOD	116	316	287	145	108	20	17	12	29

CHICOT COUNTY	DIVISION 1								
EQUITY	11	7	10	8	3	3	2	25	-3
DIVORCE	23	45	40	28	23	4	1	4	5
CUSTODY OR SUPPORT	14	45	36	23	15	6	2	9	9
RECIPROCAL IN	0	1	0	1	1	0	0	0	1
RECIPROCAL OUT	0	0	0	0	0	0	0	0	0
PATERNITY	1	1	2	0	0	0	0	0	-1
DOMESTIC ABUSE	0	1	1	0	0	0	0	0	0
OTHER	5	10	8	7	6	1	0	0	2
TOTALS FOR PERIOD	54	110	97	67	48	14	5	7	13

CHICOT COUNTY	DIVISION 2								
EQUITY	3	11	9	5	4	0	1	20	2
DIVORCE	29	53	55	27	23	3	1	4	-2
CUSTODY OR SUPPORT	11	32	26	17	13	4	0	0	6
RECIPROCAL IN	2	1	3	0	0	0	0	0	-2
RECIPROCAL OUT	0	0	0	0	0	0	0	0	0
PATERNITY	0	4	1	3	3	0	0	0	3
DOMESTIC ABUSE	0	4	1	3	3	0	0	0	3
OTHER	3	14	12	5	5	0	0	0	2
TOTALS FOR PERIOD	48	119	107	60	51	7	2	3	12

CHICOT COUNTY	DIVISION 3								
EQUITY	0	0	0	0	0	0	0	0	0
DIVORCE	0	0	0	0	0	0	0	0	0
CUSTODY OR SUPPORT	58	176	144	90	54	7	29	32	32
RECIPROCAL IN	4	16	9	11	8	2	1	9	7
RECIPROCAL OUT	3	0	0	3	0	0	3	100	0
PATERNITY	69	234	159	144	116	10	18	13	75
DOMESTIC ABUSE	0	1	0	1	1	0	0	0	1
OTHER	0	0	0	0	0	0	0	0	0
TOTALS FOR PERIOD	134	427	312	249	179	19	51	20	115

CHANCERY CIRCUITS FROM 07/01/92 THROUGH 06/30/93

CIRCUIT AND COUNTY	CASES PENDING START	CASES FILED	CASES TERMINATED	CASES PENDING AT END	AGE LESS 1 YR.	AGE OF ALL CASES 1-2 YRS.	PENDING OVER 2 YRS.	% OVER 2 YRS.	CHANGE IN CASES PENDING

CHICOT COUNTY	DIVISION 4								
EQUITY	0	0	0	0	0	0	0	0	0
DIVORCE	0	0	0	0	0	0	0	0	0
CUSTODY OR SUPPORT	0	0	0	0	0	0	0	0	0
RECIPROCAL IN	0	0	0	0	0	0	0	0	0
RECIPROCAL OUT	0	0	0	0	0	0	0	0	0
PATERNITY	0	0	0	0	0	0	0	0	0
DOMESTIC ABUSE	0	0	0	0	0	0	0	0	0
OTHER	0	0	0	0	0	0	0	0	0
TOTALS FOR PERIOD	0	0	0	0	0	0	0	0	0

CHICOT COUNTY	DIVISION 4								
EQUITY	14	18	19	13	7	3	3	23	-1
DIVORCE	52	98	95	55	46	7	2	4	3
CUSTODY OR SUPPORT	83	253	206	130	82	17	31	24	47
RECIPROCAL IN	6	18	12	12	9	2	1	8	6
RECIPROCAL OUT	3	0	0	3	0	0	3	100	0
PATERNITY	70	239	162	147	119	10	18	12	77
DOMESTIC ABUSE	0	6	2	4	4	0	0	0	4
OTHER	8	24	20	12	11	1	0	0	4
TOTALS FOR PERIOD	236	656	516	376	278	40	58	15	140

DESHA COUNTY	DIVISION 1								
EQUITY	8	8	7	9	4	3	2	22	1
DIVORCE	37	79	66	50	39	6	5	10	13
CUSTODY OR SUPPORT	38	53	51	40	25	10	5	13	2
RECIPROCAL IN	3	2	2	3	1	2	0	0	0
RECIPROCAL OUT	0	0	0	0	0	0	0	0	0
PATERNITY	2	5	4	3	3	0	0	0	1
DOMESTIC ABUSE	1	6	4	3	3	0	0	0	2
OTHER	6	6	5	7	3	2	2	29	1
TOTALS FOR PERIOD	95	159	139	115	78	23	14	12	20

DESHA COUNTY	DIVISION 2								
EQUITY	7	16	14	9	9	0	0	0	2
DIVORCE	43	71	75	39	33	6	0	0	-4
CUSTODY OR SUPPORT	24	60	60	24	15	8	1	4	0
RECIPROCAL IN	1	1	2	0	0	0	0	0	-1
RECIPROCAL OUT	0	2	2	0	0	0	0	0	0
PATERNITY	0	4	3	1	1	0	0	0	1
DOMESTIC ABUSE	1	2	2	1	0	1	0	0	0
OTHER	12	8	15	5	3	1	1	20	-7
TOTALS FOR PERIOD	88	164	173	79	61	16	2	3	-9

CHANCERY CIRCUITS FROM 07/01/92 THROUGH 06/30/93

CIRCUIT AND COUNTY	CASES PENDING START	CASES FILED	CASES TERMINATED	CASES PENDING AT END	AGE OF ALL CASES PENDING			% OVER 2 YRS.	CHANGE IN CASES PENDING
					LESS 1 YR.	1-2 YRS.	OVER 2 YRS.		

DESHA COUNTY	DIVISION 3								
EQUITY	0	0	0	0	0	0	0	0	0
DIVORCE	0	0	0	0	0	0	0	0	0
CUSTODY OR SUPPORT	52	209	177	84	59	14	11	13	32
RECIPROCAL IN	15	7	16	6	3	3	0	0	-9
RECIPROCAL OUT	0	8	8	0	0	0	0	0	0
PATERNITY	71	155	137	89	67	15	7	8	18
DOMESTIC ABUSE	1	4	3	2	1	0	1	50	1
OTHER	0	0	0	0	0	0	0	0	0
TOTALS FOR PERIOD	139	383	341	181	130	32	19	10	42

DESHA COUNTY	DIVISION 4								
EQUITY	0	0	0	0	0	0	0	0	0
DIVORCE	0	0	0	0	0	0	0	0	0
CUSTODY OR SUPPORT	0	0	0	0	0	0	0	0	0
RECIPROCAL IN	0	0	0	0	0	0	0	0	0
RECIPROCAL OUT	0	0	0	0	0	0	0	0	0
PATERNITY	0	0	0	0	0	0	0	0	0
DOMESTIC ABUSE	0	0	0	0	0	0	0	0	0
OTHER	0	0	0	0	0	0	0	0	0
TOTALS FOR PERIOD	0	0	0	0	0	0	0	0	0

DESHA COUNTY	DIVISION 5								
EQUITY	15	24	21	18	13	3	2	11	3
DIVORCE	80	150	141	89	72	12	5	6	9
CUSTODY OR SUPPORT	114	322	288	148	99	32	17	11	34
RECIPROCAL IN	19	10	20	9	4	5	0	0	-10
RECIPROCAL OUT	0	10	10	0	0	0	0	0	0
PATERNITY	73	164	144	93	71	15	7	8	20
DOMESTIC ABUSE	3	12	9	6	4	1	1	17	3
OTHER	18	14	20	12	6	3	3	25	-6
TOTALS FOR PERIOD	322	706	653	375	269	71	35	9	53

DREW COUNTY	DIVISION 1								
EQUITY	6	13	13	6	4	0	2	33	0
DIVORCE	31	80	76	35	30	5	0	0	4
CUSTODY OR SUPPORT	15	27	25	17	13	2	2	12	2
RECIPROCAL IN	0	0	0	0	0	0	0	0	0
RECIPROCAL OUT	0	0	0	0	0	0	0	0	0
PATERNITY	1	2	2	1	1	0	0	0	0
DOMESTIC ABUSE	13	61	63	11	11	0	0	0	-2
OTHER	3	11	9	5	5	0	0	0	2
TOTALS FOR PERIOD	69	194	188	75	64	7	4	5	6

CHANCERY CIRCUITS FROM 07/01/92 THROUGH 06/30/93

CIRCUIT AND COUNTY	CASES PENDING START	CASES FILED	CASES TERMINATED	CASES PENDING AT END	AGE OF ALL CASES LESS 1 YR.	1-2 YRS.	PENDING OVER 2 YRS.	% OVER 2 YRS.	CHANGE IN CASES PENDING

DREW COUNTY	DIVISION 2								
EQUITY	5	9	10	4	3	1	0	0	-1
DIVORCE	35	75	86	24	20	3	1	4	-11
CUSTODY OR SUPPORT	13	41	36	18	15	3	0	0	5
RECIPROCAL IN	0	3	3	0	0	0	0	0	0
RECIPROCAL OUT	0	0	0	0	0	0	0	0	0
PATERNITY	0	1	0	1	0	1	0	0	1
DOMESTIC ABUSE	2	2	4	0	0	0	0	0	-2
OTHER	1	7	6	2	2	0	0	0	1
TOTALS FOR PERIOD	56	138	145	49	40	8	1	2	-7

DREW COUNTY	DIVISION 3								
EQUITY	0	0	0	0	0	0	0	0	0
DIVORCE	0	0	0	0	0	0	0	0	0
CUSTODY OR SUPPORT	25	58	58	25	19	1	5	20	0
RECIPROCAL IN	2	1	2	1	0	1	0	0	-1
RECIPROCAL OUT	0	2	1	1	1	0	0	0	1
PATERNITY	55	115	110	60	42	11	7	12	5
DOMESTIC ABUSE	0	3	3	0	0	0	0	0	0
OTHER	0	1	1	0	0	0	0	0	0
TOTALS FOR PERIOD	82	180	175	87	62	13	12	14	5

DREW COUNTY	DIVISION 4								
EQUITY	0	0	0	0	0	0	0	0	0
DIVORCE	0	0	0	0	0	0	0	0	0
CUSTODY OR SUPPORT	0	0	0	0	0	0	0	0	0
RECIPROCAL IN	0	0	0	0	0	0	0	0	0
RECIPROCAL OUT	0	0	0	0	0	0	0	0	0
PATERNITY	0	0	0	0	0	0	0	0	0
DOMESTIC ABUSE	0	0	0	0	0	0	0	0	0
OTHER	0	0	0	0	0	0	0	0	0
TOTALS FOR PERIOD	0	0	0	0	0	0	0	0	0

DREW COUNTY	DIVISION 5								
EQUITY	11	22	23	10	7	1	2	20	-1
DIVORCE	66	155	162	59	50	8	1	2	-7
CUSTODY OR SUPPORT	53	126	119	60	47	6	7	12	7
RECIPROCAL IN	2	4	5	1	0	1	0	0	-1
RECIPROCAL OUT	0	2	1	1	1	0	0	0	1
PATERNITY	56	118	112	62	43	12	7	11	6
DOMESTIC ABUSE	15	66	70	11	11	0	0	0	-4
OTHER	4	19	16	7	7	0	0	0	3
TOTALS FOR PERIOD	207	512	508	211	166	28	17	8	4

CHANCERY CIRCUITS FROM 07/01/92 THROUGH 06/30/93

CIRCUIT AND COUNTY	CASES PENDING START	CASES FILED	CASES TERMINATED	CASES PENDING AT END	AGE OF ALL CASES LESS 1 YR.	1-2 YRS.	PENDING OVER 2 YRS.	% OVER 2 YRS.	CHANGE IN CASES PENDING

TENTH CIRCUIT									
EQUITY	63	103	102	64	41	13	10	16	1
DIVORCE	372	730	737	365	295	57	13	4	-7
CUSTODY OR SUPPORT	320	824	733	411	278	67	66	16	91
RECIPROCAL IN	43	69	69	43	31	9	3	7	0
RECIPROCAL OUT	7	17	17	7	1	2	4	57	0
PATERNITY	276	746	618	404	307	50	47	12	128
DOMESTIC ABUSE	22	108	99	31	28	2	1	3	9
OTHER	49	99	92	56	42	8	6	11	7
TOTALS FOR PERIOD	1152	2696	2467	1381	1023	208	150	11	229

ELEVENTH CIRCUIT EAST									

ARKANSAS COUNTY									
EQUITY	29	26	32	23	11	7	5	22	-6
DIVORCE	90	238	218	110	84	23	3	3	20
CUSTODY OR SUPPORT	137	233	248	122	82	32	8	7	-15
RECIPROCAL IN	5	14	14	5	1	3	1	20	0
RECIPROCAL OUT	2	5	4	3	3	0	0	0	1
PATERNITY	49	85	87	47	33	11	3	6	-2
DOMESTIC ABUSE	4	19	7	16	14	2	0	0	12
OTHER	33	72	60	45	32	7	6	13	12
TOTALS FOR PERIOD	349	692	670	371	260	85	26	7	22

ELEVENTH CIRCUIT EAST									
EQUITY	29	26	32	23	11	7	5	22	-6
DIVORCE	90	238	218	110	84	23	3	3	20
CUSTODY OR SUPPORT	137	233	248	122	82	32	8	7	-15
RECIPROCAL IN	5	14	14	5	1	3	1	20	0
RECIPROCAL OUT	2	5	4	3	3	0	0	0	1
PATERNITY	49	85	87	47	33	11	3	6	-2
DOMESTIC ABUSE	4	19	7	16	14	2	0	0	12
OTHER	33	72	60	45	32	7	6	13	12
TOTALS FOR PERIOD	349	692	670	371	260	85	26	7	22

ELEVENTH CIRCUIT WEST									

JEFFERSON COUNTY DIVISION 1									
EQUITY	24	68	73	19	15	4	0	0	-5
DIVORCE	81	327	326	82	79	3	0	0	1
CUSTODY OR SUPPORT	67	244	258	53	50	3	0	0	-14
RECIPROCAL IN	11	14	20	5	5	0	0	0	-6
RECIPROCAL OUT	2	7	9	0	0	0	0	0	-2
PATERNITY	0	0	0	0	0	0	0	0	0
DOMESTIC ABUSE	10	220	217	13	13	0	0	0	3
OTHER	24	51	60	15	13	1	1	7	-9
TOTALS FOR PERIOD	219	931	963	187	175	11	1	1	-32

CHANCERY CIRCUITS FROM 07/01/92 THROUGH 06/30/93

CIRCUIT AND COUNTY	CASES PENDING START	CASES FILED	CASES TERMINATED	CASES PENDING AT END	AGE OF ALL CASES LESS 1 YR.	1-2 YRS.	PENDING OVER 2 YRS.	% OVER 2 YRS.	CHANGE IN CASES PENDING

JEFFERSON COUNTY	DIVISION 2								
EQUITY	34	79	76	37	34	1	2	5	3
DIVORCE	115	324	333	106	102	4	0	0	-9
CUSTODY OR SUPPORT	45	199	177	67	65	1	1	1	22
RECIPROCAL IN	0	6	3	3	3	0	0	0	3
RECIPROCAL OUT	0	3	2	1	1	0	0	0	1
PATERNITY	0	0	0	0	0	0	0	0	0
DOMESTIC ABUSE	10	201	189	22	21	1	0	0	12
OTHER	8	40	34	14	12	2	0	0	6
TOTALS FOR PERIOD	212	852	814	250	238	9	3	1	38

JEFFERSON COUNTY	DIVISION 3								
EQUITY	35	34	40	29	16	6	7	24	-6
DIVORCE	110	163	194	79	64	8	7	9	-31
CUSTODY OR SUPPORT	99	133	164	68	49	17	2	3	-31
RECIPROCAL IN	8	16	16	8	7	1	0	0	0
RECIPROCAL OUT	3	4	6	1	0	1	0	0	-2
PATERNITY	1	0	0	1	0	1	0	0	0
DOMESTIC ABUSE	8	99	97	10	10	0	0	0	2
OTHER	24	25	36	13	8	1	4	31	-11
TOTALS FOR PERIOD	288	474	553	209	154	35	20	10	-79

JEFFERSON COUNTY	DIVISION 4								
EQUITY	0	0	0	0	0	0	0	0	0
DIVORCE	0	0	0	0	0	0	0	0	0
CUSTODY OR SUPPORT	307	404	417	294	129	123	42	14	-13
RECIPROCAL IN	25	47	42	30	16	5	9	30	5
RECIPROCAL OUT	3	35	25	13	11	2	0	0	10
PATERNITY	306	490	364	432	239	101	92	21	126
DOMESTIC ABUSE	0	0	0	0	0	0	0	0	0
OTHER	1	0	1	0	0	0	0	0	-1
TOTALS FOR PERIOD	642	976	849	769	395	231	143	19	127

JEFFERSON COUNTY	DIVISION 5								
EQUITY	93	181	189	85	65	11	9	11	-8
DIVORCE	306	814	853	267	245	15	7	3	-39
CUSTODY OR SUPPORT	518	980	1016	482	293	144	45	9	-36
RECIPROCAL IN	44	83	81	46	31	6	9	20	2
RECIPROCAL OUT	8	49	42	15	12	3	0	0	7
PATERNITY	307	490	364	433	239	102	92	21	126
DOMESTIC ABUSE	28	520	503	45	44	1	0	0	17
OTHER	57	116	131	42	33	4	5	12	-15
TOTALS FOR PERIOD	1361	3233	3179	1415	962	286	167	12	54

CHANCERY CIRCUITS FROM 07/01/92 THROUGH 06/30/93

CIRCUIT AND COUNTY	CASES PENDING START	CASES FILED	CASES TERMINATED	CASES PENDING AT END	AGE OF ALL CASES LESS 1 YR.	1-2 YRS.	PENDING OVER 2 YRS.	% OVER 2 YRS.	CHANGE IN CASES PENDING

LINCOLN COUNTY	DIVISION 1								
EQUITY	5	11	11	5	4	0	1	20	0
DIVORCE	11	36	39	8	7	0	1	13	-3
CUSTODY OR SUPPORT	13	20	28	5	3	0	2	40	-8
RECIPROCAL IN	0	0	0	0	0	0	0	0	0
RECIPROCAL OUT	0	0	0	0	0	0	0	0	0
PATERNITY	1	0	0	1	0	0	1	100	0
DOMESTIC ABUSE	1	12	11	2	2	0	0	0	1
OTHER	3	8	9	2	1	0	1	50	-1
TOTALS FOR PERIOD	34	87	98	23	17	0	6	26	-11

LINCOLN COUNTY	DIVISION 2								
EQUITY	5	5	7	3	2	1	0	0	-2
DIVORCE	10	38	33	15	15	0	0	0	5
CUSTODY OR SUPPORT	15	36	36	15	14	0	1	7	0
RECIPROCAL IN	0	0	0	0	0	0	0	0	0
RECIPROCAL OUT	0	0	0	0	0	0	0	0	0
PATERNITY	0	0	0	0	0	0	0	0	0
DOMESTIC ABUSE	3	13	14	2	2	0	0	0	-1
OTHER	0	5	4	1	1	0	0	0	1
TOTALS FOR PERIOD	33	97	94	36	34	1	1	3	3

LINCOLN COUNTY	DIVISION 3								
EQUITY	4	4	2	6	3	2	1	17	2
DIVORCE	35	29	32	26	12	4	10	33	-9
CUSTODY OR SUPPORT	11	6	10	7	3	2	2	29	-4
RECIPROCAL IN	0	0	0	0	0	0	0	0	0
RECIPROCAL OUT	0	0	0	0	0	0	0	0	0
PATERNITY	0	0	0	0	0	0	0	0	0
DOMESTIC ABUSE	2	8	7	3	3	0	0	0	1
OTHER	4	6	6	4	2	2	0	0	0
TOTALS FOR PERIOD	56	53	63	46	23	10	13	28	-10

LINCOLN COUNTY	DIVISION 4								
EQUITY	0	0	0	0	0	0	0	0	0
DIVORCE	1	0	1	0	0	0	0	0	-1
CUSTODY OR SUPPORT	14	24	23	15	8	2	5	33	1
RECIPROCAL IN	4	4	3	5	1	0	4	80	1
RECIPROCAL OUT	0	0	0	0	0	0	0	0	0
PATERNITY	19	73	44	48	33	1	14	29	29
DOMESTIC ABUSE	0	2	2	0	0	0	0	0	0
OTHER	0	1	1	0	0	0	0	0	0
TOTALS FOR PERIOD	38	104	74	68	42	3	23	34	30

CHANCERY CIRCUITS FROM 07/01/92 THROUGH 06/30/93

CIRCUIT AND COUNTY	CASES PENDING START	CASES FILED	CASES TERMINATED	CASES PENDING AT END	AGE LESS 1 YR.	OF ALL CASES 1-2 YRS.	PENDING OVER 2 YRS.	% OVER 2 YRS.	CHANGE IN CASES PENDING

LINCOLN COUNTY									
EQUITY	14	20	20	14	9	3	2	14	0
DIVORCE	57	103	111	49	34	4	11	22	-8
CUSTODY OR SUPPORT	53	86	97	42	28	4	10	24	-11
RECIPROCAL IN	4	4	3	5	1	0	4	80	1
RECIPROCAL OUT	0	0	0	0	0	0	0	0	0
PATERNITY	20	73	44	49	33	1	15	31	29
DOMESTIC ABUSE	6	35	34	7	7	0	0	0	1
OTHER	7	20	20	7	4	2	1	14	0
TOTALS FOR PERIOD	161	341	329	173	116	14	43	25	12

ELEVENTH CIRCUIT WEST									
EQUITY	107	201	209	99	74	14	11	11	-8
DIVORCE	363	917	964	316	279	19	18	6	-47
CUSTODY OR SUPPORT	571	1066	1113	524	321	148	55	10	-47
RECIPROCAL IN	48	87	84	51	32	6	13	25	3
RECIPROCAL OUT	8	49	42	15	12	3	0	0	7
PATERNITY	327	563	408	482	272	103	107	22	155
DOMESTIC ABUSE	34	555	537	52	51	1	0	0	18
OTHER	64	136	151	49	37	6	6	12	-15
TOTALS FOR PERIOD	1522	3574	3508	1588	1078	300	210	13	66

TWELFTH CIRCUIT									

CRAWFORD COUNTY DIVISION 1									
EQUITY	28	17	32	13	10	0	3	23	-15
DIVORCE	69	146	164	51	48	2	1	2	-18
CUSTODY OR SUPPORT	58	81	100	39	32	6	1	3	-19
RECIPROCAL IN	2	3	8	2	2	0	0	0	0
RECIPROCAL OUT	3	5	8	0	0	0	0	0	-3
PATERNITY	7	18	21	4	3	1	0	0	-3
DOMESTIC ABUSE	1	0	1	0	0	0	0	0	-1
OTHER	32	38	44	26	18	7	1	4	-6
TOTALS FOR PERIOD	200	313	378	135	113	16	6	4	-65

CRAWFORD COUNTY DIVISION 2									
EQUITY	8	13	12	9	7	0	2	22	1
DIVORCE	79	172	186	65	62	3	0	0	-14
CUSTODY OR SUPPORT	43	74	86	31	27	2	2	6	-12
RECIPROCAL IN	1	5	5	1	1	0	0	0	0
RECIPROCAL OUT	0	1	1	0	0	0	0	0	0
PATERNITY	9	20	21	8	6	1	1	13	-1
DOMESTIC ABUSE	0	0	0	0	0	0	0	0	0
OTHER	13	33	32	14	13	1	0	0	1
TOTALS FOR PERIOD	153	318	343	128	116	7	5	4	-25

CHANCERY CIRCUITS FROM 07/01/92 THROUGH 06/30/93

CIRCUIT AND COUNTY	CASES PENDING START	CASES FILED	CASES TERMINATED	CASES PENDING AT END	AGE OF ALL CASES LESS 1 YR.	PENDING 1-2 YRS.	PENDING OVER 2 YRS.	% OVER 2 YRS.	CHANGE IN CASES PENDING

CRAWFORD COUNTY	DIVISION 3								
EQUITY	11	18	15	14	13	1	0	0	3
DIVORCE	52	147	133	66	57	9	0	0	14
CUSTODY OR SUPPORT	30	92	81	41	37	4	0	0	11
RECIPROCAL IN	1	3	2	2	2	0	0	0	1
RECIPROCAL OUT	0	6	6	0	0	0	0	0	0
PATERNITY	8	11	15	4	2	2	0	0	-4
DOMESTIC ABUSE	0	0	0	0	0	0	0	0	0
OTHER	7	34	24	17	15	2	0	0	10
TOTALS FOR PERIOD	109	311	276	144	126	18	0	0	35

CRAWFORD COUNTY	DIVISION 4								
EQUITY	0	7	3	4	4	0	0	0	4
DIVORCE	18	47	44	21	17	4	0	0	3
CUSTODY OR SUPPORT	11	30	27	14	12	1	1	7	3
RECIPROCAL IN	1	1	1	1	0	1	0	0	0
RECIPROCAL OUT	0	3	2	1	1	0	0	0	1
PATERNITY	1	5	4	2	2	0	0	0	1
DOMESTIC ABUSE	0	0	0	0	0	0	0	0	0
OTHER	1	7	4	4	4	0	0	0	3
TOTALS FOR PERIOD	32	100	85	47	40	6	1	2	15

CRAWFORD COUNTY	DIVISION 1								
EQUITY	47	55	62	40	34	1	5	13	-7
DIVORCE	218	512	527	203	184	18	1	0	-15
CUSTODY OR SUPPORT	142	277	294	125	108	13	4	3	-17
RECIPROCAL IN	5	17	16	6	5	1	0	0	1
RECIPROCAL OUT	3	15	17	1	1	0	0	0	-2
PATERNITY	25	54	61	18	13	4	1	6	-7
DOMESTIC ABUSE	1	0	1	0	0	0	0	0	-1
OTHER	53	112	104	61	50	10	1	2	8
TOTALS FOR PERIOD	494	1042	1082	454	395	47	12	3	-40

SEBASTIAN COUNTY	DIVISION 1								
EQUITY	38	54	52	40	28	8	4	10	2
DIVORCE	151	322	349	124	115	8	1	1	-27
CUSTODY OR SUPPORT	115	204	195	124	100	21	3	2	9
RECIPROCAL IN	5	16	12	9	8	1	0	0	4
RECIPROCAL OUT	0	3	0	3	3	0	0	0	3
PATERNITY	25	78	64	39	36	1	2	5	14
DOMESTIC ABUSE	1	1	3	2	1	1	0	0	1
OTHER	36	50	48	38	25	5	8	21	2
TOTALS FOR PERIOD	371	728	720	379	316	45	18	5	8

CHANCERY CIRCUITS FROM 07/01/92 THROUGH 06/30/93

CIRCUIT AND COUNTY	CASES PENDING START	CASES FILED	CASES TERMINATED	CASES PENDING AT END	AGE OF ALL CASES PENDING			% OVER 2 YRS.	CHANGE IN CASES PENDING
					LESS 1 YR.	1-2 YRS.	OVER 2 YRS.		

SEBASTIAN COUNTY	DIVISION 2								
EQUITY	21	53	40	34	31	2	1	3	13
DIVORCE	161	354	368	147	133	14	0	0	-14
CUSTODY OR SUPPORT	133	234	243	124	97	17	10	8	-9
RECIPROCAL IN	4	11	7	8	6	2	0	0	4
RECIPROCAL OUT	0	2	2	0	0	0	0	0	0
PATERNITY	26	53	54	25	21	3	1	4	-1
DOMESTIC ABUSE	1	1	1	1	1	0	0	0	0
OTHER	36	54	50	40	26	11	3	8	4
TOTALS FOR PERIOD	382	762	765	379	315	49	15	4	-3

SEBASTIAN COUNTY	DIVISION 3								
EQUITY	31	50	60	21	15	4	2	10	-10
DIVORCE	124	335	313	146	127	19	0	0	22
CUSTODY OR SUPPORT	126	230	216	140	110	29	1	1	14
RECIPROCAL IN	9	17	13	13	10	3	0	0	4
RECIPROCAL OUT	1	3	3	1	0	1	0	0	0
PATERNITY	23	60	36	47	41	6	0	0	24
DOMESTIC ABUSE	1	5	0	6	5	1	0	0	5
OTHER	16	33	32	17	13	3	1	6	1
TOTALS FOR PERIOD	331	733	673	391	321	66	4	1	60

SEBASTIAN COUNTY	DIVISION 4								
EQUITY	9	10	13	6	4	2	0	0	-3
DIVORCE	47	120	128	39	37	2	0	0	-8
CUSTODY OR SUPPORT	28	79	55	52	44	8	0	0	24
RECIPROCAL IN	2	7	5	4	4	0	0	0	2
RECIPROCAL OUT	0	2	1	1	1	0	0	0	1
PATERNITY	3	17	9	11	10	1	0	0	8
DOMESTIC ABUSE	0	5	4	1	1	0	0	0	1
OTHER	7	10	12	5	2	3	0	0	-2
TOTALS FOR PERIOD	96	250	227	119	103	16	0	0	23

SEBASTIAN COUNTY									
EQUITY	99	167	165	101	78	16	7	7	2
DIVORCE	483	1131	1158	456	412	43	1	0	-27
CUSTODY OR SUPPORT	402	747	709	440	351	75	14	3	38
RECIPROCAL IN	20	51	37	34	28	6	0	0	14
RECIPROCAL OUT	1	10	6	5	4	1	0	0	4
PATERNITY	77	208	163	122	108	11	3	2	45
DOMESTIC ABUSE	3	12	5	10	8	2	0	0	7
OTHER	95	147	142	100	66	22	12	12	5
TOTALS FOR PERIOD	1180	2473	2385	1268	1055	176	37	3	88

CHANCERY CIRCUITS FROM 07/01/92 THROUGH 06/30/93

CIRCUIT AND COUNTY	CASES PENDING START	CASES FILED	CASES TERMINATED	CASES PENDING AT END	AGE OF ALL CASES PENDING			% OVER 2 YRS.	CHANGE IN CASES PENDING
					LESS 1 YR.	1-2 YRS.	OVER 2 YRS.		

TWELFTH CIRCUIT									
EQUITY	146	222	227	141	112	17	12	9	-5
DIVORCE	701	1643	1685	659	596	61	2	0	-42
CUSTODY OR SUPPORT	544	1024	1003	565	459	88	18	3	21
RECIPROCAL IN	25	68	53	40	33	7	0	0	15
RECIPROCAL OUT	4	25	23	6	5	1	0	0	2
PATERNITY	102	262	224	140	121	15	4	3	38
DOMESTIC ABUSE	4	12	6	10	8	2	0	0	6
OTHER	148	259	246	161	116	32	13	8	13
TOTALS FOR PERIOD	1674	3515	3467	1722	1450	223	49	3	48

THIRTEENTH CIRCUIT									

CALHOUN COUNTY DIVISION 1									
EQUITY	15	3	14	4	2	1	1	25	-11
DIVORCE	22	44	36	30	22	5	3	10	3
CUSTODY OR SUPPORT	11	7	6	12	7	0	5	42	1
RECIPROCAL IN	1	0	0	1	0	1	0	0	0
RECIPROCAL OUT	0	0	0	0	0	0	0	0	0
PATERNITY	0	0	0	0	0	0	0	0	0
DOMESTIC ABUSE	0	0	0	0	0	0	0	0	0
OTHER	2	3	3	2	2	0	0	0	0
TOTALS FOR PERIOD	51	57	59	49	33	7	9	18	-2

CALHOUN COUNTY DIVISION 2									
EQUITY	0	2	0	2	2	0	0	0	2
DIVORCE	2	7	6	3	1	1	1	33	1
CUSTODY OR SUPPORT	0	0	0	0	0	0	0	0	0
RECIPROCAL IN	0	0	0	0	0	0	0	0	0
RECIPROCAL OUT	0	0	0	0	0	0	0	0	0
PATERNITY	0	0	0	0	0	0	0	0	0
DOMESTIC ABUSE	0	0	0	0	0	0	0	0	0
OTHER	0	1	0	1	1	0	0	0	1
TOTALS FOR PERIOD	2	10	6	6	4	1	1	17	4

CALHOUN COUNTY DIVISION 3									
EQUITY	0	0	0	0	0	0	0	0	0
DIVORCE	1	2	2	1	1	0	0	0	0
CUSTODY OR SUPPORT	5	1	0	6	1	0	5	83	1
RECIPROCAL IN	0	0	0	0	0	0	0	0	0
RECIPROCAL OUT	0	0	0	0	0	0	0	0	0
PATERNITY	5	23	17	11	10	1	0	0	6
DOMESTIC ABUSE	0	0	0	0	0	0	0	0	0
OTHER	0	0	0	0	0	0	0	0	0
TOTALS FOR PERIOD	11	26	19	18	12	1	5	28	7

CHANCERY CIRCUITS FROM 07/01/92 THROUGH 06/30/93

CIRCUIT AND COUNTY	CASES PENDING START	CASES FILED	CASES TERMINATED	CASES PENDING AT END	AGE OF ALL CASES PENDING LESS 1 YR.	1-2 YRS.	OVER 2 YRS.	% OVER 2 YRS.	CHANGE IN CASES PENDING

CALHOUN COUNTY									
EQUITY	15	5	14	6	4	1	1	17	-9
DIVORCE	25	53	44	34	24	6	4	12	9
CUSTODY OR SUPPORT	16	8	6	18	8	0	10	56	2
RECIPROCAL IN	1	0	0	1	0	1	0	0	0
RECIPROCAL OUT	0	0	0	0	0	0	0	0	0
PATERNITY	5	23	17	11	10	1	0	0	6
DOMESTIC ABUSE	0	0	0	0	0	0	0	0	0
OTHER	2	4	3	3	3	0	0	0	1
TOTALS FOR PERIOD	64	93	84	73	49	9	15	21	9

CLEVELAND COUNTY	DIVISION 1								
EQUITY	5	2	3	4	2	0	2	50	-1
DIVORCE	19	29	35	13	7	4	2	15	-6
CUSTODY OR SUPPORT	3	11	5	9	6	0	3	33	6
RECIPROCAL IN	0	0	0	0	0	0	0	0	0
RECIPROCAL OUT	0	0	0	0	0	0	0	0	0
PATERNITY	0	0	0	0	0	0	0	0	0
DOMESTIC ABUSE	0	0	0	0	0	0	0	0	0
OTHER	5	2	4	3	0	1	2	67	-2
TOTALS FOR PERIOD	32	44	47	29	15	5	9	31	-3

CLEVELAND COUNTY	DIVISION 2								
EQUITY	2	6	3	5	3	1	1	20	3
DIVORCE	17	21	15	23	11	3	9	39	6
CUSTODY OR SUPPORT	2	3	1	4	2	1	1	25	2
RECIPROCAL IN	0	0	0	0	0	0	0	0	0
RECIPROCAL OUT	0	0	0	0	0	0	0	0	0
PATERNITY	0	0	0	0	0	0	0	0	0
DOMESTIC ABUSE	1	1	0	2	1	1	0	0	1
OTHER	2	2	0	4	2	1	1	25	2
TOTALS FOR PERIOD	24	33	19	38	19	7	12	32	14

CLEVELAND COUNTY	DIVISION 3								
EQUITY	0	0	0	0	0	0	0	0	0
DIVORCE	1	1	1	1	1	0	0	0	0
CUSTODY OR SUPPORT	11	9	12	8	2	2	4	50	-3
RECIPROCAL IN	0	0	0	0	0	0	0	0	0
RECIPROCAL OUT	0	0	0	0	0	0	0	0	0
PATERNITY	6	15	9	12	8	4	0	0	6
DOMESTIC ABUSE	1	2	2	1	0	1	0	0	0
OTHER	0	0	0	0	0	0	0	0	0
TOTALS FOR PERIOD	19	27	24	22	11	7	4	18	3

CHANCERY CIRCUITS FROM 07/01/92 THROUGH 06/30/93

CIRCUIT AND COUNTY	CASES PENDING START	CASES FILED	CASES TERMINATED	CASES PENDING AT END	AGE OF ALL CASES LESS 1 YR.	1-2 YRS.	PENDING OVER 2 YRS.	% OVER 2 YRS.	CHANGE IN CASES PENDING

CLEVELAND COUNTY									
EQUITY	7	8	6	9	5	1	3	33	2
DIVORCE	37	51	51	37	19	7	11	30	0
CUSTODY OR SUPPORT	16	23	18	21	10	3	8	38	5
RECIPROCAL IN	0	0	0	0	0	0	0	0	0
RECIPROCAL OUT	0	0	0	0	0	0	0	0	0
PATERNITY	6	15	9	12	8	4	0	0	6
DOMESTIC ABUSE	2	3	2	3	1	2	0	0	1
OTHER	7	4	4	7	2	2	3	43	0
TOTALS FOR PERIOD	75	104	90	89	45	19	25	28	14

COLUMBIA COUNTY	DIVISION 1								
EQUITY	19	24	21	22	17	4	1	5	3
DIVORCE	45	107	92	60	46	12	2	3	15
CUSTODY OR SUPPORT	61	108	103	66	40	16	10	15	5
RECIPROCAL IN	2	6	5	3	2	1	0	0	1
RECIPROCAL OUT	3	2	2	3	0	2	1	33	0
PATERNITY	8	37	24	21	19	2	0	0	13
DOMESTIC ABUSE	0	4	4	0	0	0	0	0	0
OTHER	5	5	5	5	1	4	0	0	0
TOTALS FOR PERIOD	143	293	256	180	125	41	14	8	37

COLUMBIA COUNTY	DIVISION 2								
EQUITY	21	20	20	21	14	5	2	10	0
DIVORCE	58	112	119	51	38	11	2	4	-7
CUSTODY OR SUPPORT	77	79	111	45	25	14	0	13	-32
RECIPROCAL IN	2	4	3	3	2	0	1	33	1
RECIPROCAL OUT	1	0	1	0	0	0	0	0	-1
PATERNITY	11	38	14	35	27	8	0	0	24
DOMESTIC ABUSE	0	4	4	0	0	0	0	0	0
OTHER	3	5	2	6	4	2	0	0	3
TOTALS FOR PERIOD	173	262	274	161	110	40	11	7	-12

COLUMBIA COUNTY	DIVISION 3								
EQUITY	0	1	0	1	1	0	0	0	1
DIVORCE	0	2	0	2	2	0	0	0	2
CUSTODY OR SUPPORT	65	112	117	60	36	16	8	13	-5
RECIPROCAL IN	10	1	10	1	1	0	0	0	-9
RECIPROCAL OUT	0	0	0	0	0	0	0	0	0
PATERNITY	114	40	73	81	27	18	36	44	-33
DOMESTIC ABUSE	0	0	0	0	0	0	0	0	0
OTHER	0	0	0	0	0	0	0	0	0
TOTALS FOR PERIOD	189	156	200	145	67	34	44	30	-44

CHANCERY CIRCUITS FROM 07/01/92 THROUGH 06/30/93

CIRCUIT AND COUNTY	CASES PENDING START	CASES FILED	CASES TERMINATED	CASES PENDING AT END	AGE OF ALL CASES LESS 1 YR.	1-2 YRS.	OVER 2 YRS.	% OVER 2 YRS.	CHANGE IN CASES PENDING

COLUMBIA COUNTY									
EQUITY	40	45	41	44	32	9	3	7	4
DIVORCE	103	221	211	113	86	23	4	4	10
CUSTODY OR SUPPORT	203	299	331	171	101	46	24	14	-32
RECIPROCAL IN	14	11	18	7	5	1	1	14	-7
RECIPROCAL OUT	4	2	3	3	0	2	1	33	-1
PATERNITY	133	115	111	137	73	28	36	26	4
DOMESTIC ABUSE	0	8	8	0	0	0	0	0	0
OTHER	8	10	7	11	5	6	0	0	3
TOTALS FOR PERIOD	505	711	730	486	302	115	69	14	-19

DALLAS COUNTY	DIVISION 1								
EQUITY	4	5	4	5	2	2	1	20	1
DIVORCE	20	47	40	27	19	7	1	4	7
CUSTODY OR SUPPORT	19	21	27	13	11	1	1	8	-6
RECIPROCAL IN	2	0	1	1	0	0	1	100	-1
RECIPROCAL OUT	0	0	0	0	0	0	0	0	0
PATERNITY	0	1	1	0	0	0	0	0	0
DOMESTIC ABUSE	0	0	0	0	0	0	0	0	0
OTHER	3	2	3	2	1	1	0	0	-1
TOTALS FOR PERIOD	48	76	76	48	33	11	4	8	0

DALLAS COUNTY	DIVISION 2								
EQUITY	7	3	6	4	3	1	0	0	-3
DIVORCE	18	39	39	18	15	3	0	0	0
CUSTODY OR SUPPORT	19	10	19	10	4	6	0	0	-9
RECIPROCAL IN	0	0	0	0	0	0	0	0	0
RECIPROCAL OUT	0	0	0	0	0	0	0	0	0
PATERNITY	1	0	0	1	0	0	1	100	0
DOMESTIC ABUSE	0	0	0	0	0	0	0	0	0
OTHER	6	5	5	6	4	2	0	0	0
TOTALS FOR PERIOD	51	57	69	39	26	12	1	3	-12

DALLAS COUNTY	DIVISION 3								
EQUITY	0	0	0	0	0	0	0	0	0
DIVORCE	0	1	0	1	1	0	0	0	1
CUSTODY OR SUPPORT	72	49	69	52	23	13	16	31	-20
RECIPROCAL IN	3	3	2	4	2	1	1	25	1
RECIPROCAL OUT	0	3	3	0	0	0	0	0	0
PATERNITY	3	0	0	3	0	0	3	100	0
DOMESTIC ABUSE	0	0	0	0	0	0	0	0	0
OTHER	0	0	0	0	0	0	0	0	0
TOTALS FOR PERIOD	78	56	74	60	26	14	20	33	-18

CHANCERY CIRCUITS FROM 07/01/92 THROUGH 06/30/93

CIRCUIT AND COUNTY	CASES PENDING START	CASES FILED	CASES TERMINATED	CASES PENDING AT END	AGE OF ALL CASES LESS 1 YR.	AGE OF ALL CASES 1-2 YRS.	AGE OF ALL CASES PENDING OVER 2 YRS.	% OVER 2 YRS.	CHANGE IN CASES PENDING

DALLAS COUNTY									
EQUITY	11	8	10	9	5	3	1	11	-2
DIVORCE	38	87	79	46	35	10	1	2	8
CUSTODY OR SUPPORT	110	80	115	75	38	20	17	23	-35
RECIPROCAL IN	5	3	3	5	2	1	2	40	0
RECIPROCAL OUT	0	3	3	0	0	0	0	0	0
PATERNITY	4	1	1	4	0	0	4	100	0
DOMESTIC ABUSE	0	0	0	0	0	0	0	0	0
OTHER	9	7	8	8	5	3	0	0	-1
TOTALS FOR PERIOD	177	189	219	147	85	37	25	17	-30

QUACHITA COUNTY	DIVISION 1								
EQUITY	53	52	75	30	18	9	3	10	-23
DIVORCE	142	288	294	136	100	32	4	3	-6
CUSTODY OR SUPPORT	72	230	200	102	75	24	3	3	30
RECIPROCAL IN	1	4	4	1	1	0	0	0	0
RECIPROCAL OUT	1	1	1	1	1	0	0	0	0
PATERNITY	4	2	5	1	1	0	0	0	-3
DOMESTIC ABUSE	1	13	11	3	3	0	0	0	2
OTHER	6	16	15	7	4	3	0	0	1
TOTALS FOR PERIOD	280	606	605	281	203	68	10	4	1

QUACHITA COUNTY	DIVISION 2								
EQUITY	9	9	10	8	4	2	2	25	-1
DIVORCE	6	19	21	4	3	1	0	0	-2
CUSTODY OR SUPPORT	4	10	8	6	5	1	0	0	2
RECIPROCAL IN	0	0	0	0	0	0	0	0	0
RECIPROCAL OUT	0	0	0	0	0	0	0	0	0
PATERNITY	0	0	0	0	0	0	0	0	0
DOMESTIC ABUSE	0	2	0	2	2	0	0	0	2
OTHER	0	3	3	0	0	0	0	0	0
TOTALS FOR PERIOD	19	43	42	20	14	4	2	10	1

QUACHITA COUNTY	DIVISION 3								
EQUITY	0	1	0	1	1	0	0	0	1
DIVORCE	0	4	3	1	1	0	0	0	1
CUSTODY OR SUPPORT	34	142	80	96	77	1	18	19	62
RECIPROCAL IN	1	3	1	3	3	0	0	0	2
RECIPROCAL OUT	0	3	0	3	3	0	0	0	3
PATERNITY	71	144	107	108	57	3	48	44	37
DOMESTIC ABUSE	1	0	0	1	0	1	0	0	0
OTHER	1	1	1	1	0	1	0	0	0
TOTALS FOR PERIOD	108	298	192	214	142	6	66	31	106

CHANCERY CIRCUITS FROM 07/01/92 THROUGH 06/30/93

CIRCUIT AND COUNTY	CASES PENDING START	CASES FILED	CASES TERMINATED	CASES PENDING AT END	AGE OF ALL CASES LESS 1 YR.	1-2 YRS.	OVER 2 YRS.	% OVER 2 YRS.	CHANGE IN CASES PENDING

QUACHITA COUNTY									
EQUITY	62	62	85	39	23	11	5	13	-23
DIVORCE	148	311	318	141	104	33	4	3	-7
CUSTODY OR SUPPORT	110	382	288	204	157	26	21	10	94
RECIPROCAL IN	2	7	5	4	4	0	0	0	2
RECIPROCAL OUT	1	4	1	4	4	0	0	0	3
PATERNITY	75	146	112	109	58	3	48	44	34
DOMESTIC ABUSE	2	15	11	6	5	1	0	0	4
OTHER	7	20	19	8	4	4	0	0	1
TOTALS FOR PERIOD	407	947	839	515	359	78	78	15	108

UNION COUNTY									
DIVISION 1									
EQUITY	12	21	23	10	6	3	1	10	-2
DIVORCE	31	32	35	28	18	8	2	7	-3
CUSTODY OR SUPPORT	10	31	28	13	11	2	0	0	3
RECIPROCAL IN	0	0	0	0	0	0	0	0	0
RECIPROCAL OUT	0	0	0	0	0	0	0	0	0
PATERNITY	0	0	0	0	0	0	0	0	0
DOMESTIC ABUSE	0	0	0	0	0	0	0	0	0
OTHER	1	5	3	3	3	0	0	0	2
TOTALS FOR PERIOD	54	89	89	54	38	13	3	6	0

UNION COUNTY									
DIVISION 2									
EQUITY	64	73	79	58	39	12	7	12	-6
DIVORCE	198	403	387	214	170	34	10	5	16
CUSTODY OR SUPPORT	116	245	195	166	118	29	19	11	50
RECIPROCAL IN	5	11	7	9	7	1	1	11	4
RECIPROCAL OUT	0	5	5	0	0	0	0	0	0
PATERNITY	2	9	4	7	6	1	0	0	5
DOMESTIC ABUSE	7	52	55	4	4	0	0	0	-3
OTHER	10	23	22	11	6	3	2	18	1
TOTALS FOR PERIOD	402	821	754	469	350	80	39	8	67

UNION COUNTY									
DIVISION 3									
EQUITY	2	6	2	6	5	1	0	0	4
DIVORCE	7	24	20	11	9	2	0	0	4
CUSTODY OR SUPPORT	109	250	191	168	101	34	33	20	59
RECIPROCAL IN	14	35	14	35	24	6	5	14	21
RECIPROCAL OUT	0	34	34	0	0	0	0	0	0
PATERNITY	94	129	119	104	48	25	31	30	10
DOMESTIC ABUSE	3	4	4	3	0	3	0	0	0
OTHER	1	7	5	3	2	1	0	0	2
TOTALS FOR PERIOD	230	489	389	330	189	72	69	21	100

CHANCERY CIRCUITS FROM 07/01/92 THROUGH 06/30/93

CIRCUIT AND COUNTY	CASES PENDING START	CASES FILED	CASES TERMINATED	CASES PENDING AT END	AGE LESS 1 YR.	AGE OF ALL CASES 1-2 YRS.	PENDING OVER 2 YRS.	% OVER 2 YRS.	CHANGE IN CASES PENDING

UNION COUNTY									
EQUITY	78	100	104	74	50	16	8	11	-4
DIVORCE	236	459	442	253	197	44	12	5	17
CUSTODY OR SUPPORT	235	526	414	347	230	65	52	15	112
RECIPROCAL IN	19	46	21	44	31	7	6	14	25
RECIPROCAL OUT	0	39	39	0	0	0	0	0	0
PATERNITY	96	138	123	111	54	26	31	28	15
DOMESTIC ABUSE	10	56	59	7	4	3	0	0	-3
OTHER	12	35	30	17	11	4	2	12	5
TOTALS FOR PERIOD	686	1399	1232	853	577	165	111	13	167

THIRTEENTH CIRCUIT									
EQUITY	213	228	260	181	119	41	21	12	-32
DIVORCE	587	1182	1145	624	465	123	36	6	37
CUSTODY OR SUPPORT	690	1318	1172	836	544	160	132	16	146
RECIPROCAL IN	41	67	47	61	42	10	9	15	20
RECIPROCAL OUT	5	48	46	7	4	2	1	14	2
PATERNITY	319	438	373	384	203	62	119	31	65
DOMESTIC ABUSE	14	82	80	16	10	6	0	0	2
OTHER	45	80	71	54	30	19	5	9	9
TOTALS FOR PERIOD	1914	3443	3194	2163	1417	423	323	15	249

FOURTEENTH CIRCUIT									

BAXTER COUNTY DIVISION 1									
EQUITY	28	46	44	30	23	4	3	10	2
DIVORCE	100	287	287	100	91	8	1	1	0
CUSTODY OR SUPPORT	65	92	105	52	38	12	2	4	-13
RECIPROCAL IN	10	10	18	2	0	2	0	0	-8
RECIPROCAL OUT	0	1	1	0	0	0	0	0	0
PATERNITY	4	2	5	1	1	0	0	0	-3
DOMESTIC ABUSE	9	12	16	5	3	1	1	20	-4
OTHER	34	64	66	32	26	4	2	6	-2
TOTALS FOR PERIOD	250	514	542	222	182	31	9	4	-28

BAXTER COUNTY DIVISION 2									
EQUITY	12	9	11	10	5	1	4	40	-2
DIVORCE	16	39	43	12	8	2	2	17	-4
CUSTODY OR SUPPORT	9	17	15	11	11	0	0	0	2
RECIPROCAL IN	1	0	1	0	0	0	0	0	-1
RECIPROCAL OUT	0	0	0	0	0	0	0	0	0
PATERNITY	0	0	0	0	0	0	0	0	0
DOMESTIC ABUSE	2	17	9	10	8	2	0	0	8
OTHER	5	19	13	11	9	1	1	9	6
TOTALS FOR PERIOD	45	101	92	54	41	6	7	13	9

CHANCERY CIRCUITS FROM 07/01/92 THROUGH 06/30/93

CIRCUIT AND COUNTY	CASES PENDING START	CASES FILED	CASES TERMINATED	CASES PENDING AT END	AGE OF ALL CASES PENDING LESS 1 YR.	1-2 YRS.	OVER 2 YRS.	% OVER 2 YRS.	CHANGE IN CASES PENDING

BAXTER COUNTY									
EQUITY	40	55	55	40	28	5	7	18	0
DIVORCE	116	326	330	112	99	10	3	3	-4
CUSTODY OR SUPPORT	74	109	120	63	49	12	2	3	-11
RECIPROCAL IN	11	10	19	2	0	2	0	0	-9
RECIPROCAL OUT	0	1	1	0	0	0	0	0	0
PATERNITY	4	2	5	1	1	0	0	0	-3
DOMESTIC ABUSE	11	29	25	15	11	3	1	7	4
OTHER	39	83	79	43	35	5	3	7	4
TOTALS FOR PERIOD	295	615	634	276	223	37	16	6	-19

BOONE COUNTY	DIVISION 1								
EQUITY	42	44	51	35	20	6	9	26	-7
DIVORCE	83	250	253	80	67	13	0	0	-3
CUSTODY OR SUPPORT	63	91	108	46	40	4	2	4	-17
RECIPROCAL IN	11	8	13	6	4	0	2	33	-5
RECIPROCAL OUT	0	11	11	0	0	0	0	0	0
PATERNITY	14	8	17	5	2	3	0	0	-9
DOMESTIC ABUSE	11	95	92	14	14	0	0	0	3
OTHER	14	23	23	14	12	2	0	0	0
TOTALS FOR PERIOD	238	530	568	200	159	28	13	7	-38

BOONE COUNTY	DIVISION 2								
EQUITY	13	10	9	14	6	3	5	36	1
DIVORCE	26	38	37	27	11	7	9	33	1
CUSTODY OR SUPPORT	12	6	8	10	2	2	6	60	-2
RECIPROCAL IN	1	0	0	1	0	0	1	100	0
RECIPROCAL OUT	0	0	0	0	0	0	0	0	0
PATERNITY	0	2	2	0	0	0	0	0	0
DOMESTIC ABUSE	2	4	2	4	2	2	0	0	2
OTHER	1	3	1	3	2	1	0	0	2
TOTALS FOR PERIOD	55	63	59	59	23	15	21	36	4

BOONE COUNTY									
EQUITY	55	54	60	49	26	9	14	29	-6
DIVORCE	109	288	290	107	78	20	9	8	-2
CUSTODY OR SUPPORT	75	97	116	56	42	6	8	14	-19
RECIPROCAL IN	12	8	13	7	4	0	3	43	-5
RECIPROCAL OUT	0	11	11	0	0	0	0	0	0
PATERNITY	14	10	19	5	2	3	0	0	-9
DOMESTIC ABUSE	13	99	94	18	16	2	0	0	5
OTHER	15	26	24	17	14	3	0	0	2
TOTALS FOR PERIOD	293	593	627	259	182	43	34	13	-34

CHANCERY CIRCUITS FROM 07/01/92 THROUGH 06/30/93

CIRCUIT AND COUNTY	CASES PENDING START	CASES FILED	CASES TERMINATED	CASES PENDING AT END	AGE OF ALL CASES LESS 1 YR.	OF ALL CASES 1-2 YRS.	PENDING OVER 2 YRS.	% OVER 2 YRS.	CHANGE IN CASES PENDING

MARION COUNTY	DIVISION 1								
EQUITY	30	40	35	35	31	2	2	6	5
DIVORCE	48	109	109	48	40	8	0	0	0
CUSTODY OR SUPPORT	35	43	40	38	27	8	3	8	3
RECIPROCAL IN	5	4	5	4	3	1	0	0	-1
RECIPROCAL OUT	1	0	1	0	0	0	0	0	-1
PATERNITY	2	2	2	2	1	1	0	0	0
DOMESTIC ABUSE	4	19	14	9	9	0	0	0	5
OTHER	12	29	20	21	18	2	1	5	9
TOTALS FOR PERIOD	137	246	226	157	129	22	6	4	20

MARION COUNTY	DIVISION 2								
EQUITY	7	5	3	9	3	3	3	33	2
DIVORCE	7	21	15	13	9	2	2	15	6
CUSTODY OR SUPPORT	9	4	6	7	1	4	2	29	-2
RECIPROCAL IN	0	0	0	0	0	0	0	0	0
RECIPROCAL OUT	0	0	0	0	0	0	0	0	0
PATERNITY	2	0	2	0	0	0	0	0	-2
DOMESTIC ABUSE	0	5	3	2	2	0	0	0	2
OTHER	3	1	1	3	0	1	2	67	0
TOTALS FOR PERIOD	28	36	30	34	15	10	9	26	6

MARION COUNTY	DIVISION 1								
EQUITY	37	45	38	44	34	5	5	11	7
DIVORCE	55	130	124	61	49	10	2	3	6
CUSTODY OR SUPPORT	44	47	46	45	28	12	5	11	1
RECIPROCAL IN	5	4	5	4	3	1	0	0	-1
RECIPROCAL OUT	1	0	1	0	0	0	0	0	-1
PATERNITY	4	2	4	2	1	1	0	0	-2
DOMESTIC ABUSE	4	24	17	11	11	0	0	0	7
OTHER	15	30	21	24	18	3	3	13	9
TOTALS FOR PERIOD	165	282	256	191	144	32	15	8	26

NEWTON COUNTY	DIVISION 1								
EQUITY	10	13	9	14	12	0	2	14	4
DIVORCE	20	56	41	35	32	3	0	0	15
CUSTODY OR SUPPORT	17	14	18	13	9	2	2	15	-4
RECIPROCAL IN	1	0	1	0	0	0	0	0	-1
RECIPROCAL OUT	0	1	1	0	0	0	0	0	0
PATERNITY	0	1	0	1	1	0	0	0	1
DOMESTIC ABUSE	1	16	12	5	5	0	0	0	4
OTHER	5	8	4	9	6	2	1	11	4
TOTALS FOR PERIOD	54	109	86	77	65	7	5	6	23

CHANCERY CIRCUITS FROM 07/01/92 THROUGH 06/30/93

CIRCUIT AND COUNTY	CASES PENDING START	CASES FILED	CASES TERMINATED	CASES PENDING AT END	AGE OF ALL CASES LESS 1 YR.	PENDING 1-2 YRS.	PENDING OVER 2 YRS.	% OVER 2 YRS.	CHANGE IN CASES PENDING

NEWTON COUNTY	DIVISION 2								
EQUITY	5	1	4	2	0	0	2	100	-3
DIVORCE	2	9	4	7	5	0	2	29	5
CUSTODY OR SUPPORT	1	2	0	3	2	0	1	33	2
RECIPROCAL IN	0	0	0	0	0	0	0	0	0
RECIPROCAL OUT	0	0	0	0	0	0	0	0	0
PATERNITY	0	1	1	0	0	0	0	0	0
DOMESTIC ABUSE	0	0	0	0	0	0	0	0	0
OTHER	2	1	0	3	1	1	1	33	1
TOTALS FOR PERIOD	10	14	9	15	8	1	6	40	5

NEWTON COUNTY									
EQUITY	15	14	13	16	12	0	4	25	1
DIVORCE	22	65	45	42	37	3	2	5	20
CUSTODY OR SUPPORT	18	16	18	16	11	2	3	19	-2
RECIPROCAL IN	1	0	1	0	0	0	0	0	-1
RECIPROCAL OUT	0	1	1	0	0	0	0	0	0
PATERNITY	0	2	1	1	1	0	0	0	1
DOMESTIC ABUSE	1	16	12	5	5	0	0	0	4
OTHER	7	9	4	12	7	3	2	17	5
TOTALS FOR PERIOD	64	123	95	92	73	8	11	12	28

FOURTEENTH CIRCUIT									
EQUITY	147	168	166	149	100	19	30	20	2
DIVORCE	302	809	789	322	263	43	16	5	20
CUSTODY OR SUPPORT	211	269	300	180	130	32	18	10	-31
RECIPROCAL IN	29	22	38	13	7	3	3	23	-16
RECIPROCAL OUT	1	13	14	0	0	0	0	0	-1
PATERNITY	22	16	29	9	5	4	0	0	-13
DOMESTIC ABUSE	29	168	148	49	43	5	1	2	20
OTHER	76	148	128	96	74	14	8	8	20
TOTALS FOR PERIOD	817	1613	1612	818	622	120	76	9	1

FIFTEENTH CIRCUIT									

CONWAY COUNTY	DIVISION 1								
EQUITY	21	20	28	13	7	3	3	23	-8
DIVORCE	70	145	144	71	54	16	1	1	1
CUSTODY OR SUPPORT	54	104	114	44	36	8	0	0	-10
RECIPROCAL IN	2	1	3	0	0	0	0	0	-2
RECIPROCAL OUT	0	1	0	1	1	0	0	0	1
PATERNITY	1	0	0	1	0	1	0	0	0
DOMESTIC ABUSE	2	0	0	2	0	2	0	0	0
OTHER	32	32	39	25	11	10	4	16	-7
TOTALS FOR PERIOD	182	303	328	157	109	40	8	5	-25

CHANCERY CIRCUITS FROM 07/01/92 THROUGH 06/30/93

CIRCUIT AND COUNTY	CASES PENDING START	CASES FILED	CASES TERMINATED	CASES PENDING AT END	AGE OF ALL CASES LESS 1 YR.	1-2 YRS.	PENDING OVER 2 YRS.	% OVER 2 YRS.	CHANGE IN CASES PENDING

CONWAY COUNTY	DIVISION 2								
EQUITY	5	12	8	9	7	1	1	11	4
DIVORCE	18	47	42	23	19	4	0	0	5
CUSTODY OR SUPPORT	29	75	72	32	20	11	1	3	3
RECIPROCAL IN	1	2	0	3	2	1	0	0	2
RECIPROCAL OUT	0	0	0	0	0	0	0	0	0
PATERNITY	28	77	59	46	35	9	2	4	18
DOMESTIC ABUSE	1	17	6	12	11	1	0	0	11
OTHER	7	12	13	6	4	1	1	17	-1
TOTALS FOR PERIOD	89	242	200	131	98	28	5	4	42

CONWAY COUNTY	DIVISION 1								
EQUITY	26	32	36	22	14	4	4	18	-4
DIVORCE	88	192	186	94	73	20	1	1	6
CUSTODY OR SUPPORT	83	179	186	76	56	19	1	1	-7
RECIPROCAL IN	3	3	3	3	2	1	0	0	0
RECIPROCAL OUT	0	1	0	1	1	0	0	0	1
PATERNITY	29	77	59	47	35	10	2	4	18
DOMESTIC ABUSE	3	17	6	14	11	3	0	0	11
OTHER	39	44	52	31	15	11	5	16	-8
TOTALS FOR PERIOD	271	545	528	288	207	68	13	5	17

LOGAN COUNTY	DIVISION 1								
EQUITY	9	22	14	17	13	3	1	6	8
DIVORCE	62	163	154	71	57	12	2	3	9
CUSTODY OR SUPPORT	55	140	116	79	61	15	3	4	24
RECIPROCAL IN	1	3	2	2	2	0	0	0	1
RECIPROCAL OUT	0	2	1	1	1	0	0	0	1
PATERNITY	0	2	0	2	2	0	0	0	2
DOMESTIC ABUSE	0	0	0	0	0	0	0	0	0
OTHER	21	34	35	20	13	6	1	5	-1
TOTALS FOR PERIOD	148	366	322	192	149	36	7	4	44

LOGAN COUNTY	DIVISION 2								
EQUITY	3	9	6	6	4	2	0	0	3
DIVORCE	45	81	86	40	32	8	0	0	-5
CUSTODY OR SUPPORT	31	39	45	25	15	7	3	12	-6
RECIPROCAL IN	0	3	3	0	0	0	0	0	0
RECIPROCAL OUT	2	0	1	1	0	0	1	100	-1
PATERNITY	5	0	3	2	0	2	0	0	-3
DOMESTIC ABUSE	0	0	0	0	0	0	0	0	0
OTHER	11	15	17	9	6	2	1	11	-2
TOTALS FOR PERIOD	97	147	161	83	57	21	5	6	-14

CHANCERY CIRCUITS FROM 07/01/92 THROUGH 06/30/93

CIRCUIT AND COUNTY	CASES PENDING START	CASES FILED	CASES TERMINATED	CASES PENDING AT END	AGE OF ALL CASES PENDING				CHANGE IN CASES PENDING
					LESS 1 YR.	1-2 YRS.	OVER 2 YRS.	% OVER 2 YRS.	

LOGAN COUNTY									
EQUITY	12	31	20	23	17	5	1	4	11
DIVORCE	107	244	240	111	89	20	2	2	4
CUSTODY OR SUPPORT	86	179	161	104	76	22	6	6	18
RECIPROCAL IN	1	6	5	2	2	0	0	0	1
RECIPROCAL OUT	2	2	2	2	1	0	1	50	0
PATERNITY	5	2	3	4	2	2	0	0	-1
DOMESTIC ABUSE	0	0	0	0	0	0	0	0	0
OTHER	32	49	52	29	19	8	2	7	-3
TOTALS FOR PERIOD	245	513	483	275	206	57	12	4	30

SCOTT COUNTY DIVISION 1									
EQUITY	9	5	11	3	1	1	1	33	-6
DIVORCE	27	66	62	31	30	1	0	0	4
CUSTODY OR SUPPORT	30	59	53	36	31	5	0	0	6
RECIPROCAL IN	0	1	0	1	1	0	0	0	1
RECIPROCAL OUT	0	0	0	0	0	0	0	0	0
PATERNITY	0	2	0	2	2	0	0	0	2
DOMESTIC ABUSE	0	1	0	1	1	0	0	0	1
OTHER	15	15	22	8	3	4	1	13	-7
TOTALS FOR PERIOD	81	149	148	82	69	11	2	2	1

SCOTT COUNTY DIVISION 2									
EQUITY	2	1	2	1	1	0	0	0	-1
DIVORCE	23	39	32	30	25	4	1	3	7
CUSTODY OR SUPPORT	9	18	14	13	7	3	3	23	4
RECIPROCAL IN	0	0	0	0	0	0	0	0	0
RECIPROCAL OUT	0	0	0	0	0	0	0	0	0
PATERNITY	0	1	1	0	0	0	0	0	0
DOMESTIC ABUSE	0	0	0	0	0	0	0	0	0
OTHER	1	5	3	3	3	0	0	0	2
TOTALS FOR PERIOD	35	64	52	47	36	7	4	9	12

SCOTT COUNTY									
EQUITY	11	6	13	4	2	1	1	25	-7
DIVORCE	50	105	94	61	55	5	1	2	11
CUSTODY OR SUPPORT	39	77	67	49	38	8	3	6	10
RECIPROCAL IN	0	1	0	1	1	0	0	0	1
RECIPROCAL OUT	0	0	0	0	0	0	0	0	0
PATERNITY	0	3	1	2	2	0	0	0	2
DOMESTIC ABUSE	0	1	0	1	1	0	0	0	1
OTHER	16	20	25	11	6	4	1	9	-5
TOTALS FOR PERIOD	116	213	200	129	105	18	6	5	13

CHANCERY CIRCUITS FROM 07/01/92 THROUGH 06/30/93

CIRCUIT AND COUNTY	CASES PENDING START	CASES FILED	CASES TERMINATED	CASES PENDING AT END	AGE OF ALL CASES PENDING OVER			% OVER 2 YRS.	CHANGE IN CASES PENDING
					1 YR.	1-2 YRS.	2 YRS.		

YELL COUNTY	DIVISION 1								
EQUITY	24	10	18	16	2	8	6	38	-8
DIVORCE	82	164	144	102	68	32	2	2	20
CUSTODY OR SUPPORT	64	104	81	87	59	26	2	2	23
RECIPROCAL IN	0	3	1	2	2	0	0	0	2
RECIPROCAL OUT	0	0	0	0	0	0	0	0	0
PATERNITY	0	6	0	6	6	0	0	0	6
DOMESTIC ABUSE	1	1	1	1	1	0	0	0	0
OTHER	15	27	23	19	11	4	4	21	4
TOTALS FOR PERIOD	186	315	268	233	149	70	14	6	47

YELL COUNTY	DIVISION 2								
EQUITY	3	3	4	2	2	0	0	0	-1
DIVORCE	41	68	62	47	31	15	1	2	6
CUSTODY OR SUPPORT	23	21	17	27	12	12	3	11	4
RECIPROCAL IN	0	1	1	0	0	0	0	0	0
RECIPROCAL OUT	0	0	0	0	0	0	0	0	0
PATERNITY	11	10	8	13	7	5	1	8	2
DOMESTIC ABUSE	0	11	3	8	8	0	0	0	8
OTHER	4	16	8	12	11	1	0	0	8
TOTALS FOR PERIOD	82	130	103	109	71	33	5	5	27

YELL COUNTY									
EQUITY	27	13	22	18	4	8	6	33	-9
DIVORCE	123	232	206	149	99	47	3	2	26
CUSTODY OR SUPPORT	87	125	98	114	71	38	5	4	27
RECIPROCAL IN	0	4	2	2	2	0	0	0	2
RECIPROCAL OUT	0	0	0	0	0	0	0	0	0
PATERNITY	11	16	8	19	13	5	1	5	8
DOMESTIC ABUSE	1	12	4	9	9	0	0	0	8
OTHER	19	43	31	31	22	5	4	13	12
TOTALS FOR PERIOD	268	445	371	342	220	103	19	6	74

FIFTEENTH CIRCUIT									
EQUITY	76	82	91	67	37	18	12	18	-9
DIVORCE	368	773	726	415	316	92	7	2	47
CUSTODY OR SUPPORT	295	560	512	343	241	87	15	4	48
RECIPROCAL IN	4	14	10	8	7	1	0	0	4
RECIPROCAL OUT	2	3	2	3	2	0	1	33	1
PATERNITY	45	98	71	72	52	17	3	4	27
DOMESTIC ABUSE	4	30	10	24	21	3	0	0	20
OTHER	106	156	160	102	62	28	12	12	-4
TOTALS FOR PERIOD	900	1716	1582	1034	738	246	50	5	134

CHANCERY CIRCUITS FROM 07/01/92 THROUGH 06/30/93

CIRCUIT AND COUNTY	CASES PENDING START	CASES FILED	CASES TERMINATED	CASES PENDING AT END	AGE LESS 1 YR.	OF ALL CASES 1-2 YRS.	PENDING OVER 2 YRS.	% OVER 2 YRS.	CHANGE IN CASES PENDING

SIXTEENTH CIRCUIT									

CLEBURNE COUNTY	DIVISION 1								
EQUITY	34	40	42	32	21	5	6	19	-2
DIVORCE	69	174	176	67	64	2	1	1	-2
CUSTODY OR SUPPORT	42	75	64	53	44	5	4	8	11
RECIPROCAL IN	2	2	3	1	1	0	0	0	-1
RECIPROCAL OUT	1	1	1	1	1	0	0	0	0
PATERNITY	0	1	1	0	0	0	0	0	0
DOMESTIC ABUSE	4	8	6	6	6	0	0	0	2
OTHER	3	5	4	4	3	1	0	0	1
TOTALS FOR PERIOD	155	306	297	164	140	13	11	7	9

CLEBURNE COUNTY	DIVISION 2								
EQUITY	7	5	8	4	3	1	0	0	-3
DIVORCE	19	37	47	9	9	0	0	0	-10
CUSTODY OR SUPPORT	4	16	12	8	7	1	0	0	4
RECIPROCAL IN	14	17	25	6	6	0	0	0	-8
RECIPROCAL OUT	3	15	15	3	3	0	0	0	0
PATERNITY	0	2	1	1	1	0	0	0	1
DOMESTIC ABUSE	12	32	27	17	17	0	0	0	5
OTHER	1	2	2	1	0	1	0	0	0
TOTALS FOR PERIOD	60	126	137	49	46	3	0	0	-11

CLEBURNE COUNTY	DIVISION 3								
EQUITY	41	45	50	36	24	6	6	17	-5
DIVORCE	88	211	223	76	73	2	1	1	-12
CUSTODY OR SUPPORT	46	91	76	61	51	6	4	7	15
RECIPROCAL IN	16	19	28	7	7	0	0	0	-9
RECIPROCAL OUT	4	16	16	4	4	0	0	0	0
PATERNITY	0	3	2	1	1	0	0	0	1
DOMESTIC ABUSE	16	40	33	23	23	0	0	0	7
OTHER	4	7	6	5	3	2	0	0	1
TOTALS FOR PERIOD	215	432	434	213	186	16	11	5	-2

FULTON COUNTY	DIVISION 1								
EQUITY	41	27	42	26	19	4	3	12	-15
DIVORCE	89	77	126	40	35	4	1	3	-49
CUSTODY OR SUPPORT	39	30	50	19	13	6	0	0	-20
RECIPROCAL IN	3	2	4	1	1	0	0	0	-2
RECIPROCAL OUT	0	18	18	0	0	0	0	0	0
PATERNITY	2	3	2	3	3	0	0	0	1
DOMESTIC ABUSE	0	1	1	0	0	0	0	0	0
OTHER	3	4	4	3	1	1	1	33	0
TOTALS FOR PERIOD	177	162	247	92	72	15	5	5	-85

CHANCERY CIRCUITS FROM 07/01/92 THROUGH 06/30/93

CIRCUIT AND COUNTY	CASES PENDING START	CASES FILED	CASES TERMINATED	CASES PENDING AT END	AGE OF ALL CASES LESS 1 YR.	1-2 YRS.	PENDING OVER 2 YRS.	% OVER 2 YRS.	CHANGE IN CASES PENDING

FULTON COUNTY	DIVISION 2								
EQUITY	1	2	2	1	1	0	0	0	0
DIVORCE	5	4	6	3	2	1	0	0	-2
CUSTODY OR SUPPORT	7	8	10	5	3	2	0	0	-2
RECIPROCAL IN	3	2	4	1	0	1	0	0	-2
RECIPROCAL OUT	1	5	6	0	0	0	0	0	-1
PATERNITY	2	2	2	2	1	1	0	0	0
DOMESTIC ABUSE	0	0	0	0	0	0	0	0	0
OTHER	0	0	0	0	0	0	0	0	0
TOTALS FOR PERIOD	19	23	30	12	7	5	0	0	-7

FULTON COUNTY									
EQUITY	42	29	44	27	20	4	3	11	-15
DIVORCE	94	81	132	43	37	5	1	2	-51
CUSTODY OR SUPPORT	46	38	60	24	16	8	0	0	-22
RECIPROCAL IN	6	4	8	2	1	1	0	0	-4
RECIPROCAL OUT	1	23	24	0	0	0	0	0	-1
PATERNITY	4	5	4	5	4	1	0	0	1
DOMESTIC ABUSE	0	1	1	0	0	0	0	0	0
OTHER	3	4	4	3	1	1	1	33	0
TOTALS FOR PERIOD	196	185	277	104	79	20	5	5	-92

INDEPENDENCE COUNTY	DIVISION 1								
EQUITY	41	46	58	29	21	5	3	10	-12
DIVORCE	198	325	362	161	147	13	1	1	-37
CUSTODY OR SUPPORT	106	146	112	140	79	21	40	29	34
RECIPROCAL IN	1	3	2	2	2	0	0	0	1
RECIPROCAL OUT	0	3	2	1	1	0	0	0	1
PATERNITY	9	2	6	5	0	0	5	100	-4
DOMESTIC ABUSE	12	11	11	12	10	0	2	17	0
OTHER	5	11	13	3	1	2	0	0	-2
TOTALS FOR PERIOD	372	547	566	353	261	41	51	14	-19

INDEPENDENCE COUNTY	DIVISION 2								
EQUITY	4	3	5	2	1	1	0	0	-2
DIVORCE	27	60	61	26	26	0	0	0	-1
CUSTODY OR SUPPORT	21	44	33	32	26	4	2	6	11
RECIPROCAL IN	11	10	13	8	7	1	0	0	-3
RECIPROCAL OUT	1	18	19	0	0	0	0	0	-1
PATERNITY	41	59	56	44	32	6	6	14	3
DOMESTIC ABUSE	27	35	54	8	7	1	0	0	-19
OTHER	4	1	5	0	0	0	0	0	-4
TOTALS FOR PERIOD	136	230	246	120	99	13	8	7	-16

CHANCERY CIRCUITS FROM 07/01/92 THROUGH 06/30/93

CIRCUIT AND COUNTY	CASES PENDING START	CASES FILED	CASES TERMINATED	CASES PENDING AT END	AGE OF ALL CASES PENDING LESS			% OVER 2 YRS.	CHANGE IN CASES PENDING
					1 YR.	1-2 YRS.	2 YRS.		

INDEPENDENCE COUNTY									
EQUITY	45	49	63	31	22	6	3	10	-14
DIVORCE	225	385	423	187	173	13	1	1	-38
CUSTODY OR SUPPORT	127	190	145	172	105	25	42	24	45
RECIPROCAL IN	12	13	15	10	9	1	0	0	-2
RECIPROCAL OUT	1	21	21	1	1	0	0	0	0
PATERNITY	50	61	62	49	32	6	11	22	-1
DOMESTIC ABUSE	39	46	65	20	17	1	2	10	-19
OTHER	9	12	18	3	1	2	0	0	-6
TOTALS FOR PERIOD	508	777	812	473	360	54	59	12	-35

IZARD COUNTY DIVISION 1									
EQUITY	41	26	14	53	17	3	33	62	12
DIVORCE	112	98	99	111	38	9	64	58	-1
CUSTODY OR SUPPORT	25	8	8	25	6	7	12	48	0
RECIPROCAL IN	13	13	9	17	11	4	2	12	4
RECIPROCAL OUT	1	1	1	1	1	0	0	0	0
PATERNITY	2	1	0	3	1	1	1	33	1
DOMESTIC ABUSE	1	0	1	0	0	0	0	0	-1
OTHER	5	7	4	8	4	0	4	50	3
TOTALS FOR PERIOD	200	154	136	218	78	24	116	53	18

IZARD COUNTY DIVISION 2									
EQUITY	2	0	0	2	0	0	2	100	0
DIVORCE	2	5	2	5	2	1	2	40	3
CUSTODY OR SUPPORT	0	9	1	8	7	1	0	0	8
RECIPROCAL IN	0	17	0	17	14	3	0	0	17
RECIPROCAL OUT	0	1	0	1	1	0	0	0	1
PATERNITY	0	0	0	0	0	0	0	0	0
DOMESTIC ABUSE	0	2	0	2	1	1	0	0	2
OTHER	0	0	0	0	0	0	0	0	0
TOTALS FOR PERIOD	4	34	3	35	25	6	4	11	31

IZARD COUNTY									
EQUITY	43	26	14	55	17	3	35	64	12
DIVORCE	114	103	101	116	40	10	66	57	2
CUSTODY OR SUPPORT	25	17	9	33	13	8	12	36	8
RECIPROCAL IN	13	30	9	34	25	7	2	6	21
RECIPROCAL OUT	1	2	1	2	2	0	0	0	1
PATERNITY	2	1	0	3	1	1	1	33	1
DOMESTIC ABUSE	1	2	1	2	1	1	0	0	1
OTHER	5	7	4	8	4	0	4	50	3
TOTALS FOR PERIOD	204	188	139	253	103	30	120	47	49

CHANCERY CIRCUITS FROM 07/01/92 THROUGH 06/30/93

CIRCUIT AND COUNTY	CASES PENDING START	CASES FILED	CASES TERMINATED	CASES PENDING AT END	AGE OF ALL CASES PENDING LESS 1 YR.	1-2 YRS.	CASES PENDING OVER 2 YRS.	% OVER 2 YRS.	CHANGE IN CASES PENDING

STONE COUNTY	DIVISION 1								
EQUITY	25	8	25	8	5	3	0	0	-17
DIVORCE	101	86	141	46	43	2	1	2	-55
CUSTODY OR SUPPORT	62	12	59	15	6	8	1	7	-47
RECIPROCAL IN	4	3	4	3	3	0	0	0	-1
RECIPROCAL OUT	0	1	1	0	0	0	0	0	0
PATERNITY	6	0	3	3	0	0	3	100	-3
DOMESTIC ABUSE	3	8	5	6	6	0	0	0	3
OTHER	22	9	27	4	4	0	0	0	-18
TOTALS FOR PERIOD	223	127	265	85	67	13	5	6	-138

STONE COUNTY	DIVISION 2								
EQUITY	1	0	1	0	0	0	0	0	-1
DIVORCE	9	12	15	6	6	0	0	0	-3
CUSTODY OR SUPPORT	16	29	22	23	16	7	0	0	7
RECIPROCAL IN	1	3	1	3	3	0	0	0	2
RECIPROCAL OUT	0	7	7	0	0	0	0	0	0
PATERNITY	7	5	5	7	3	4	0	0	0
DOMESTIC ABUSE	3	15	11	7	6	1	0	0	4
OTHER	2	3	3	2	2	0	0	0	0
TOTALS FOR PERIOD	39	74	65	48	36	12	0	0	9

STONE COUNTY									
EQUITY	26	8	26	8	5	3	0	0	-18
DIVORCE	110	98	156	52	49	2	1	2	-58
CUSTODY OR SUPPORT	78	41	81	38	22	15	1	3	-40
RECIPROCAL IN	5	6	5	6	6	0	0	0	1
RECIPROCAL OUT	0	8	8	0	0	0	0	0	0
PATERNITY	13	5	8	10	3	4	3	30	-3
DOMESTIC ABUSE	6	23	16	13	12	1	0	0	7
OTHER	24	12	30	6	6	0	0	0	-18
TOTALS FOR PERIOD	262	201	330	133	103	25	5	4	-129

SIXTEENTH CIRCUIT									
EQUITY	197	157	197	157	88	22	47	30	-40
DIVORCE	631	878	1035	474	372	32	70	15	-157
CUSTODY OR SUPPORT	322	377	371	328	207	62	59	18	6
RECIPROCAL IN	52	72	65	59	48	9	2	3	7
RECIPROCAL OUT	7	70	70	7	7	0	0	0	0
PATERNITY	69	75	76	68	41	12	15	22	-1
DOMESTIC ABUSE	62	112	116	58	53	3	2	3	-4
OTHER	45	42	62	25	15	5	5	20	-20
TOTALS FOR PERIOD	1385	1783	1992	1176	831	145	200	17	-209

CHANCERY CIRCUITS FROM 07/01/92 THROUGH 06/30/93

CIRCUIT AND COUNTY	CASES PENDING START	CASES FILED	CASES TERMINATED	CASES PENDING AT END	AGE OF ALL CASES LESS 1 YR.	1-2 YRS.	PENDING OVER 2 YRS.	% OVER 2 YRS.	CHANGE IN CASES PENDING

SEVENTEENTH CIRCUIT EAST									

PRAIRIE COUNTY									
EQUITY	7	17	16	8	7	1	0	0	1
DIVORCE	25	84	87	22	22	0	0	0	-3
CUSTODY OR SUPPORT	16	68	67	17	17	0	0	0	1
RECIPROCAL IN	2	2	4	0	0	0	0	0	-2
RECIPROCAL OUT	0	3	3	0	0	0	0	0	0
PATERNITY	7	20	18	9	9	0	0	0	2
DOMESTIC ABUSE	0	10	9	1	1	0	0	0	1
OTHER	0	5	3	2	2	0	0	0	2
TOTALS FOR PERIOD	57	209	207	59	58	1	0	0	2

WHITE COUNTY DIVISION 1									
EQUITY	31	62	71	22	21	1	0	0	-9
DIVORCE	111	525	504	132	130	2	0	0	21
CUSTODY OR SUPPORT	97	379	394	82	81	1	0	0	-15
RECIPROCAL IN	2	5	7	0	0	0	0	0	-2
RECIPROCAL OUT	0	4	4	0	0	0	0	0	0
PATERNITY	10	52	56	6	6	0	0	0	-4
DOMESTIC ABUSE	6	87	88	5	5	0	0	0	-1
OTHER	9	35	32	12	10	2	0	0	3
TOTALS FOR PERIOD	266	1149	1156	259	253	6	0	0	-7

WHITE COUNTY DIVISION 2									
EQUITY	3	12	10	5	4	1	0	0	2
DIVORCE	29	131	132	28	28	0	0	0	-1
CUSTODY OR SUPPORT	2	34	27	9	9	0	0	0	7
RECIPROCAL IN	0	0	0	0	0	0	0	0	0
RECIPROCAL OUT	0	0	0	0	0	0	0	0	0
PATERNITY	5	14	15	4	3	1	0	0	-1
DOMESTIC ABUSE	0	27	27	0	0	0	0	0	0
OTHER	3	8	9	2	2	0	0	0	-1
TOTALS FOR PERIOD	42	226	220	48	46	2	0	0	6

WHITE COUNTY									
EQUITY	34	74	81	27	25	2	0	0	-7
DIVORCE	140	656	636	160	158	2	0	0	20
CUSTODY OR SUPPORT	99	413	421	91	90	1	0	0	-8
RECIPROCAL IN	2	5	7	0	0	0	0	0	-2
RECIPROCAL OUT	0	4	4	0	0	0	0	0	0
PATERNITY	15	66	71	10	9	1	0	0	-5
DOMESTIC ABUSE	6	114	115	5	5	0	0	0	-1
OTHER	12	43	41	14	12	2	0	0	2
TOTALS FOR PERIOD	308	1375	1376	307	299	8	0	0	-1

CHANCERY CIRCUITS FROM 07/01/92 THROUGH 06/30/93

CIRCUIT AND COUNTY	CASES PENDING START	CASES FILED	CASES TERMINATED	CASES PENDING AT END	AGE OF ALL CASES LESS 1 YR.	1-2 YRS.	PENDING OVER 2 YRS.	% OVER 2 YRS.	CHANGE IN CASES PENDING

SEVENTEENTH CIRCUIT EAST									
EQUITY	41	91	97	35	32	3	0	0	-6
DIVORCE	165	740	723	182	180	2	0	0	17
CUSTODY OR SUPPORT	115	481	488	108	107	1	0	0	-7
RECIPROCAL IN	4	7	11	0	0	0	0	0	-4
RECIPROCAL OUT	0	7	7	0	0	0	0	0	0
PATERNITY	22	86	89	19	18	1	0	0	-3
DOMESTIC ABUSE	6	124	124	6	6	0	0	0	0
OTHER	12	48	44	16	14	2	0	0	4
TOTALS FOR PERIOD	365	1584	1583	366	357	9	0	0	1

SEVENTEENTH CIRCUIT WEST									

LONOKE COUNTY									
EQUITY	84	75	96	63	35	15	13	21	-21
DIVORCE	291	444	513	222	171	40	11	5	-69
CUSTODY OR SUPPORT	229	236	233	232	104	53	75	32	3
RECIPROCAL IN	8	0	7	1	0	1	0	0	-7
RECIPROCAL OUT	0	54	54	0	0	0	0	0	0
PATERNITY	43	111	84	70	58	11	1	1	27
DOMESTIC ABUSE	8	15	7	16	10	4	2	13	8
OTHER	29	58	56	31	21	6	4	13	2
TOTALS FOR PERIOD	692	993	1050	635	399	130	106	17	-57

SEVENTEENTH CIRCUIT WEST									
EQUITY	84	75	96	63	35	15	13	21	-21
DIVORCE	291	444	513	222	171	40	11	5	-69
CUSTODY OR SUPPORT	229	236	233	232	104	53	75	32	3
RECIPROCAL IN	8	0	7	1	0	1	0	0	-7
RECIPROCAL OUT	0	54	54	0	0	0	0	0	0
PATERNITY	43	111	84	70	58	11	1	1	27
DOMESTIC ABUSE	8	15	7	16	10	4	2	13	8
OTHER	29	58	56	31	21	6	4	13	2
TOTALS FOR PERIOD	692	993	1050	635	399	130	106	17	-57

EIGHTEENTH CIRCUIT EAST									

GARLAND COUNTY DIVISION 1									
EQUITY	94	164	183	75	64	6	5	7	-19
DIVORCE	191	466	482	175	157	14	4	2	-16
CUSTODY OR SUPPORT	66	194	176	84	67	14	3	4	18
RECIPROCAL IN	1	21	14	8	8	0	0	0	7
RECIPROCAL OUT	0	5	5	0	0	0	0	0	0
PATERNITY	0	3	2	1	1	0	0	0	1
DOMESTIC ABUSE	3	26	25	4	4	0	0	0	1
OTHER	38	71	74	35	23	10	2	6	-3
TOTALS FOR PERIOD	393	950	961	382	324	44	14	4	-11

CHANCERY CIRCUITS FROM 07/01/92 THROUGH 06/30/93

CIRCUIT AND COUNTY	CASES PENDING START	CASES FILED	CASES TERMINATED	CASES PENDING AT END	AGE OF ALL CASES LESS 1 YR.	PENDING OVER 1-2 YRS.	OVER 2 YRS.	% OVER 2 YRS.	CHANGE IN CASES PENDING

GARLAND COUNTY	DIVISION 2								
EQUITY	24	77	64	37	29	2	6	16	13
DIVORCE	95	224	233	86	80	6	0	0	-9
CUSTODY OR SUPPORT	14	37	29	22	18	3	1	5	8
RECIPROCAL IN	0	0	0	0	0	0	0	0	0
RECIPROCAL OUT	0	1	1	0	0	0	0	0	0
PATERNITY	1	0	1	0	0	0	0	0	-1
DOMESTIC ABUSE	1	15	14	2	1	1	0	0	1
OTHER	20	29	33	16	11	5	0	0	-4
TOTALS FOR PERIOD	155	383	375	163	139	17	7	4	8

GARLAND COUNTY	DIVISION 3								
EQUITY	24	67	61	30	26	3	1	3	6
DIVORCE	71	159	175	55	45	10	0	0	-16
CUSTODY OR SUPPORT	109	208	282	35	30	3	2	6	-74
RECIPROCAL IN	35	25	49	11	10	1	0	0	-24
RECIPROCAL OUT	0	28	28	0	0	0	0	0	0
PATERNITY	42	143	138	47	45	1	1	2	5
DOMESTIC ABUSE	0	12	11	1	1	0	0	0	1
OTHER	21	31	35	17	15	2	0	0	-4
TOTALS FOR PERIOD	302	673	779	196	172	20	4	2	-106

GARLAND COUNTY									
EQUITY	142	308	308	142	119	11	12	8	0
DIVORCE	357	849	890	316	282	30	4	1	-41
CUSTODY OR SUPPORT	189	439	487	141	115	20	6	4	-48
RECIPROCAL IN	36	46	63	19	18	1	0	0	-17
RECIPROCAL OUT	0	34	34	0	0	0	0	0	0
PATERNITY	43	146	141	48	46	1	1	2	5
DOMESTIC ABUSE	4	53	50	7	6	1	0	0	3
OTHER	79	131	142	68	49	17	2	3	-11
TOTALS FOR PERIOD	850	2006	2115	741	635	81	25	3	-109

EIGHTEENTH CIRCUIT EAST									
EQUITY	142	308	308	142	119	11	12	8	0
DIVORCE	357	849	890	316	282	30	4	1	-41
CUSTODY OR SUPPORT	189	439	487	141	115	20	6	4	-48
RECIPROCAL IN	36	46	63	19	18	1	0	0	-17
RECIPROCAL OUT	0	34	34	0	0	0	0	0	0
PATERNITY	43	146	141	48	46	1	1	2	5
DOMESTIC ABUSE	4	53	50	7	6	1	0	0	3
OTHER	79	131	142	68	49	17	2	3	-11
TOTALS FOR PERIOD	850	2006	2115	741	635	81	25	3	-109

CHANCERY CIRCUITS FROM 07/01/92 THROUGH 06/30/93

CIRCUIT AND COUNTY	CASES PENDING START	CASES FILED	CASES TERMINATED	CASES PENDING AT END	AGE OF ALL CASES LESS 1 YR.	1-2 YRS.	OVER 2 YRS.	% OVER 2 YRS.	CHANGE IN CASES PENDING

EIGHTEENTH CIRCUIT WEST									

MONTGOMERY COUNTY									
EQUITY	12	14	10	16	10	2	4	25	4
DIVORCE	25	79	68	36	34	2	0	0	11
CUSTODY OR SUPPORT	24	29	28	25	21	3	1	4	1
RECIPROCAL IN	0	3	2	1	1	0	0	0	1
RECIPROCAL OUT	0	2	2	0	0	0	0	0	0
PATERNITY	2	0	2	0	0	0	0	0	-2
DOMESTIC ABUSE	4	10	13	1	1	0	0	0	-3
OTHER	2	7	8	1	1	0	0	0	-1
TOTALS FOR PERIOD	69	144	133	80	68	7	5	6	11

POLK COUNTY									
EQUITY	17	10	18	9	5	2	2	22	-8
DIVORCE	102	210	236	76	73	2	1	1	-26
CUSTODY OR SUPPORT	117	104	164	57	51	3	3	5	-60
RECIPROCAL IN	7	3	8	2	2	0	0	0	-5
RECIPROCAL OUT	2	7	9	0	0	0	0	0	-2
PATERNITY	9	5	12	2	2	0	0	0	-7
DOMESTIC ABUSE	22	63	80	5	4	1	0	0	-17
OTHER	21	36	41	16	13	2	1	6	-5
TOTALS FOR PERIOD	297	438	568	167	150	10	7	4	-130

EIGHTEENTH CIRCUIT WEST									
EQUITY	29	24	28	25	15	4	6	24	-4
DIVORCE	127	289	304	112	107	4	1	1	-15
CUSTODY OR SUPPORT	141	133	192	82	72	6	4	5	-59
RECIPROCAL IN	7	6	10	3	3	0	0	0	-4
RECIPROCAL OUT	2	9	11	0	0	0	0	0	-2
PATERNITY	11	5	14	2	2	0	0	0	-9
DOMESTIC ABUSE	26	73	93	6	5	1	0	0	-20
OTHER	23	43	49	17	14	2	1	6	-6
TOTALS FOR PERIOD	366	582	701	247	218	17	12	5	-119

NINETEENTH CIRCUIT									

BENTON COUNTY DIVISION 1									
EQUITY	68	206	213	61	50	8	3	5	-7
DIVORCE	140	487	487	140	137	3	0	0	0
CUSTODY OR SUPPORT	75	215	208	82	79	2	1	1	7
RECIPROCAL IN	16	34	39	11	11	0	0	0	-5
RECIPROCAL OUT	0	22	20	2	2	0	0	0	2
PATERNITY	1	3	1	3	2	0	1	33	2
DOMESTIC ABUSE	8	131	131	8	8	0	0	0	0
OTHER	3	12	13	2	2	0	0	0	-1
TOTALS FOR PERIOD	311	1110	1112	309	291	13	5	2	-2

CHANCERY CIRCUITS FROM 07/01/92 THROUGH 06/30/93

CIRCUIT AND COUNTY	CASES PENDING START	CASES FILED	CASES TERMINATED	CASES PENDING AT END	AGE OF ALL CASES LESS 1 YR.	PENDING 1-2 YRS.	PENDING OVER 2 YRS.	% OVER 2 YRS.	CHANGE IN CASES PENDING

BENTON COUNTY	DIVISION 2								
EQUITY	80	256	277	59	57	2	0	0	-21
DIVORCE	158	492	546	104	100	4	0	0	-54
CUSTODY OR SUPPORT	52	160	171	41	40	0	1	2	-11
RECIPROCAL IN	16	57	52	21	21	0	0	0	5
RECIPROCAL OUT	1	28	29	0	0	0	0	0	-1
PATERNITY	0	2	1	1	1	0	0	0	1
DOMESTIC ABUSE	2	185	184	3	3	0	0	0	1
OTHER	5	23	25	3	3	0	0	0	-2
TOTALS FOR PERIOD	314	1203	1285	232	225	6	1	0	-82

BENTON COUNTY	DIVISION 3								
EQUITY	10	33	18	25	22	1	2	8	15
DIVORCE	15	104	64	55	53	2	0	0	40
CUSTODY OR SUPPORT	42	42	47	37	28	5	4	11	-5
RECIPROCAL IN	2	6	3	5	5	0	0	0	3
RECIPROCAL OUT	4	14	13	5	5	0	0	0	1
PATERNITY	52	98	92	58	50	6	2	3	6
DOMESTIC ABUSE	5	21	19	7	4	3	0	0	2
OTHER	0	12	6	6	6	0	0	0	6
TOTALS FOR PERIOD	130	330	262	198	173	17	8	4	68

BENTON COUNTY	DIVISION 1								
EQUITY	158	495	508	145	129	11	5	3	-13
DIVORCE	313	1083	1097	299	290	9	0	0	-14
CUSTODY OR SUPPORT	169	417	426	160	147	7	6	4	-9
RECIPROCAL IN	34	97	94	37	37	0	0	0	3
RECIPROCAL OUT	5	64	62	7	7	0	0	0	2
PATERNITY	53	103	94	62	53	6	3	5	9
DOMESTIC ABUSE	15	337	334	18	15	3	0	0	3
OTHER	8	47	44	11	11	0	0	0	3
TOTALS FOR PERIOD	755	2643	2659	739	689	36	14	2	-16

CARROLL COUNTY	DIVISION 1								
EQUITY	28	31	37	22	15	5	2	9	-6
DIVORCE	29	111	102	38	38	0	0	0	9
CUSTODY OR SUPPORT	25	37	44	18	17	1	0	0	-7
RECIPROCAL IN	4	0	4	0	0	0	0	0	-4
RECIPROCAL OUT	0	0	0	0	0	0	0	0	0
PATERNITY	0	1	0	1	1	0	0	0	1
DOMESTIC ABUSE	1	19	19	1	0	1	0	0	0
OTHER	0	6	4	2	2	0	0	0	2
TOTALS FOR PERIOD	87	205	210	82	73	7	2	2	-5

CHANCERY CIRCUITS FROM 07/01/92 THROUGH 06/30/93

CIRCUIT AND COUNTY	CASES PENDING START	CASES FILED	CASES TERMINATED	CASES PENDING AT END	AGE OF ALL CASES LESS 1 YR.	1-2 YRS.	PENDING OVER 2 YRS.	% OVER 2 YRS.	CHANGE IN CASES PENDING

CARROLL COUNTY	DIVISION 2								
EQUITY	18	35	37	16	15	1	0	0	-2
DIVORCE	36	108	110	34	34	0	0	0	-2
CUSTODY OR SUPPORT	11	28	27	12	11	1	0	0	1
RECIPROCAL IN	3	1	4	0	0	0	0	0	-3
RECIPROCAL OUT	0	0	0	0	0	0	0	0	0
PATERNITY	0	0	0	0	0	0	0	0	0
DOMESTIC ABUSE	0	13	12	1	1	0	0	0	1
OTHER	3	7	8	2	1	1	0	0	-1
TOTALS FOR PERIOD	71	192	198	65	62	3	0	0	-6

CARROLL COUNTY	DIVISION 3								
EQUITY	10	0	8	2	0	1	1	50	-8
DIVORCE	7	2	6	3	2	1	0	0	-4
CUSTODY OR SUPPORT	11	5	11	5	1	3	1	20	-6
RECIPROCAL IN	6	5	3	8	5	2	1	13	2
RECIPROCAL OUT	3	3	4	2	0	2	0	0	-1
PATERNITY	24	22	20	26	14	12	0	0	2
DOMESTIC ABUSE	6	6	12	0	0	0	0	0	-6
OTHER	0	0	0	0	0	0	0	0	0
TOTALS FOR PERIOD	67	43	64	46	22	21	3	7	-21

CARROLL COUNTY									
EQUITY	56	66	82	40	30	7	3	8	-16
DIVORCE	72	221	218	75	74	1	0	0	3
CUSTODY OR SUPPORT	47	70	82	35	29	5	1	3	-12
RECIPROCAL IN	13	6	11	8	5	2	1	13	-5
RECIPROCAL OUT	3	3	4	2	0	2	0	0	-1
PATERNITY	24	23	20	27	15	12	0	0	3
DOMESTIC ABUSE	7	38	43	2	1	1	0	0	-5
OTHER	3	13	12	4	3	1	0	0	1
TOTALS FOR PERIOD	225	440	472	193	157	31	5	3	-32

NINETEENTH CIRCUIT									
EQUITY	214	561	590	185	159	18	8	4	-29
DIVORCE	385	1304	1315	374	364	10	0	0	-11
CUSTODY OR SUPPORT	216	487	508	195	176	12	7	4	-21
RECIPROCAL IN	47	103	105	45	42	2	1	2	-2
RECIPROCAL OUT	8	67	66	9	7	2	0	0	1
PATERNITY	77	126	114	89	68	18	3	3	12
DOMESTIC ABUSE	22	375	377	20	16	4	0	0	-2
OTHER	11	60	56	15	14	1	0	0	4
TOTALS FOR PERIOD	980	3083	3131	932	846	67	19	2	-48

CHANCERY CIRCUITS FROM 07/01/92 THROUGH 06/30/93

CIRCUIT AND COUNTY	CASES PENDING START	CASES FILED	CASES TERMI-NATED	CASES PENDING AT END	AGE OF ALL CASES LESS 1 YR.	1-2 YRS.	OVER 2 YRS.	% OVER 2 YRS.	CHANGE IN CASES PENDING

TWENTIETH CIRCUIT									

FAULKNER COUNTY	DIVISION 1								
EQUITY	0	21	8	13	13	0	0	0	13
DIVORCE	0	125	51	74	73	1	0	0	74
CUSTODY OR SUPPORT	8	32	18	22	21	1	0	0	14
RECIPROCAL IN	0	1	0	1	1	0	0	0	1
RECIPROCAL OUT	0	10	9	1	1	0	0	0	1
PATERNITY	0	17	6	11	11	0	0	0	11
DOMESTIC ABUSE	0	30	17	13	13	0	0	0	13
OTHER	2	16	9	9	7	1	1	11	7
TOTALS FOR PERIOD	10	252	118	144	140	3	1	1	134

FAULKNER COUNTY	DIVISION 2								
EQUITY	26	28	34	20	14	3	3	15	-6
DIVORCE	85	203	191	97	74	18	5	5	12
CUSTODY OR SUPPORT	70	106	90	86	57	23	6	7	16
RECIPROCAL IN	6	2	7	1	0	1	0	0	-5
RECIPROCAL OUT	0	19	19	0	0	0	0	0	0
PATERNITY	10	19	19	10	9	1	0	0	0
DOMESTIC ABUSE	41	45	77	9	8	1	0	0	-32
OTHER	22	48	39	31	19	10	2	6	9
TOTALS FOR PERIOD	260	470	476	254	181	57	16	6	-6

FAULKNER COUNTY	DIVISION 3								
EQUITY	67	52	63	56	30	10	16	29	-11
DIVORCE	219	392	450	161	116	39	6	4	-58
CUSTODY OR SUPPORT	131	169	165	135	87	33	15	11	4
RECIPROCAL IN	9	8	11	6	3	3	0	0	-3
RECIPROCAL OUT	3	15	16	2	0	2	0	0	-1
PATERNITY	34	62	65	31	28	1	2	6	-3
DOMESTIC ABUSE	47	70	99	18	9	9	0	0	-29
OTHER	54	79	69	64	38	15	11	17	10
TOTALS FOR PERIOD	564	847	938	473	311	112	50	11	-91

FAULKNER COUNTY	DIVISION 3								
EQUITY	93	101	105	89	57	13	19	21	-4
DIVORCE	304	720	692	332	263	58	11	3	28
CUSTODY OR SUPPORT	209	307	273	243	165	57	21	9	34
RECIPROCAL IN	15	11	18	8	4	4	0	0	-7
RECIPROCAL OUT	3	44	44	3	1	2	0	0	0
PATERNITY	44	98	90	52	48	2	2	4	8
DOMESTIC ABUSE	88	145	193	40	30	10	0	0	-48
OTHER	78	143	117	104	64	26	14	13	26
TOTALS FOR PERIOD	834	1569	1532	871	632	172	67	8	37

CHANCERY CIRCUITS FROM 07/01/92 THROUGH 06/30/93

CIRCUIT AND COUNTY	CASES PENDING START	CASES FILED	CASES TERMINATED	CASES PENDING AT END	AGE OF ALL CASES LESS 1 YR.	1-2 YRS.	PENDING OVER 2 YRS.	% OVER 2 YRS.	CHANGE IN CASES PENDING

SEARCY COUNTY	DIVISION 1								
EQUITY	0	0	0	0	0	0	0	0	0
DIVORCE	0	0	0	0	0	0	0	0	0
CUSTODY OR SUPPORT	0	0	0	0	0	0	0	0	0
RECIPROCAL IN	0	0	0	0	0	0	0	0	0
RECIPROCAL OUT	0	0	0	0	0	0	0	0	0
PATERNITY	0	0	0	0	0	0	0	0	0
DOMESTIC ABUSE	0	0	0	0	0	0	0	0	0
OTHER	0	1	1	0	0	0	0	0	0
TOTALS FOR PERIOD	0	1	1	0	0	0	0	0	0

SEARCY COUNTY	DIVISION 2								
EQUITY	5	5	7	3	3	0	0	0	-2
DIVORCE	15	15	21	9	8	1	0	0	-6
CUSTODY OR SUPPORT	7	6	7	6	5	0	1	17	-1
RECIPROCAL IN	1	0	1	0	0	0	0	0	-1
RECIPROCAL OUT	0	0	0	0	0	0	0	0	0
PATERNITY	2	1	2	1	1	0	0	0	-1
DOMESTIC ABUSE	6	2	6	2	2	0	0	0	-4
OTHER	4	9	8	5	3	0	2	40	1
TOTALS FOR PERIOD	40	38	52	26	22	1	3	12	-14

SEARCY COUNTY	DIVISION 3								
EQUITY	12	8	10	10	5	2	3	30	-2
DIVORCE	27	34	39	22	18	4	0	0	-5
CUSTODY OR SUPPORT	17	16	21	12	9	1	2	17	-5
RECIPROCAL IN	1	2	0	3	2	1	0	0	2
RECIPROCAL OUT	2	4	6	0	0	0	0	0	-2
PATERNITY	6	2	6	2	1	1	0	0	-4
DOMESTIC ABUSE	4	6	3	7	3	4	0	0	3
OTHER	4	16	7	13	10	1	2	15	9
TOTALS FOR PERIOD	73	88	92	69	48	14	7	10	-4

SEARCY COUNTY	DIVISION 3								
EQUITY	17	13	17	13	8	2	3	23	-4
DIVORCE	42	49	60	31	26	5	0	0	-11
CUSTODY OR SUPPORT	24	22	28	18	14	1	3	17	-6
RECIPROCAL IN	2	2	1	3	2	1	0	0	1
RECIPROCAL OUT	2	4	6	0	0	0	0	0	-2
PATERNITY	8	3	8	3	2	1	0	0	-5
DOMESTIC ABUSE	10	8	9	9	5	4	0	0	-1
OTHER	8	26	16	18	13	1	4	22	10
TOTALS FOR PERIOD	113	127	145	95	70	15	10	11	-18

CHANCERY CIRCUITS FROM 07/01/92 THROUGH 06/30/93

CIRCUIT AND COUNTY	CASES PENDING START	CASES FILED	CASES TERMINATED	CASES PENDING AT END	AGE OF ALL CASES PENDING LESS			% OVER 2 YRS.	CHANGE IN CASES PENDING
					1 YR.	1-2 YRS.	2 YRS.		

VAN BUREN COUNTY	DIVISION 1								
EQUITY	0	1	0	1	0	0	1	100	1
DIVORCE	0	3	1	2	0	2	0	0	2
CUSTODY OR SUPPORT	0	1	0	1	0	0	1	100	1
RECIPROCAL IN	0	0	0	0	0	0	0	0	0
RECIPROCAL OUT	0	0	0	0	0	0	0	0	0
PATERNITY	0	0	0	0	0	0	0	0	0
DOMESTIC ABUSE	0	3	0	3	0	3	0	0	3
OTHER	0	2	0	2	0	0	2	100	2
TOTALS FOR PERIOD	0	10	1	9	0	5	4	44	9

VAN BUREN COUNTY	DIVISION 2								
EQUITY	10	21	25	6	4	0	2	33	-4
DIVORCE	21	41	36	26	18	6	2	8	5
CUSTODY OR SUPPORT	13	15	15	13	9	3	1	8	0
RECIPROCAL IN	1	2	2	1	1	0	0	0	0
RECIPROCAL OUT	0	1	1	0	0	0	0	0	0
PATERNITY	2	4	1	5	4	1	0	0	3
DOMESTIC ABUSE	12	15	15	12	10	2	0	0	0
OTHER	6	13	7	12	8	4	0	0	6
TOTALS FOR PERIOD	65	112	102	75	54	16	5	7	10

VAN BUREN COUNTY	DIVISION 3								
EQUITY	38	25	42	21	12	3	6	29	-17
DIVORCE	46	77	82	41	28	12	1	2	-5
CUSTODY OR SUPPORT	31	31	35	27	18	8	1	4	-4
RECIPROCAL IN	7	3	5	5	2	3	0	0	-2
RECIPROCAL OUT	0	0	0	0	0	0	0	0	0
PATERNITY	0	4	2	2	2	0	0	0	2
DOMESTIC ABUSE	15	31	19	27	21	6	0	0	12
OTHER	13	22	23	12	9	2	1	8	-1
TOTALS FOR PERIOD	150	193	208	135	92	34	9	7	-15

VAN BUREN COUNTY	DIVISION 4								
EQUITY	48	47	67	28	16	3	9	32	-20
DIVORCE	67	121	119	69	46	20	3	4	2
CUSTODY OR SUPPORT	44	47	50	41	27	11	3	7	-3
RECIPROCAL IN	8	5	7	6	3	3	0	0	-2
RECIPROCAL OUT	0	1	1	0	0	0	0	0	0
PATERNITY	2	8	3	7	6	1	0	0	5
DOMESTIC ABUSE	27	49	34	42	31	11	0	0	15
OTHER	19	37	30	26	17	6	3	12	7
TOTALS FOR PERIOD	215	315	311	219	146	55	18	8	4

CHANCERY CIRCUITS FROM 07/01/92 THROUGH 06/30/93

CIRCUIT AND COUNTY	CASES PENDING START	CASES FILED	CASES TERMINATED	CASES PENDING AT END	AGE OF ALL CASES LESS 1 YR.	1-2 YRS.	PENDING OVER 2 YRS.	% OVER 2 YRS.	CHANGE IN CASES PENDING

TWENTIETH CIRCUIT									
EQUITY	158	161	189	130	81	18	31	24	-28
DIVORCE	413	890	871	432	335	83	14	3	19
CUSTODY OR SUPPORT	277	376	351	302	206	69	27	9	25
RECIPROCAL IN	25	18	26	17	9	8	0	0	-8
RECIPROCAL OUT	5	49	51	3	1	2	0	0	-2
PATERNITY	54	109	101	62	56	4	2	3	8
DOMESTIC ABUSE	125	202	236	91	66	25	0	0	-34
OTHER	105	206	163	148	94	33	21	14	43
TOTALS FOR PERIOD	1162	2011	1988	1185	848	242	95	8	23

STATE TOTALS									
EQUITY	3572	4799	5265	3106	2036	497	573	18	-466
DIVORCE	11239	24649	24964	10924	8721	1472	731	7	-315
CUSTODY OR SUPPORT	9831	16850	16886	9795	6697	1693	1405	14	-36
RECIPROCAL IN	869	1290	1211	948	619	136	193	20	79
RECIPROCAL OUT	207	1106	1154	159	97	35	27	17	-48
PATERNITY	3496	6436	5691	4241	2910	667	664	16	745
DOMESTIC ABUSE	643	3676	3478	841	699	128	14	2	198
OTHER	1824	3641	3610	1855	1307	344	204	11	31
TOTALS FOR PERIOD	31681	62447	62259	31869	23086	4972	3811	12	188

PRCBATE CIRCUITS FROM C7/01/92 THROUGH 06/30/93

CIRCUIT AND COUNTY	CASES PENDING START	CASES FILED	CASES TERMINATED	CASES PENDING AT END	AGE OF ALL CASES LESS 1 YR.	CASES PENDING 1-2 YRS.	CASES PENDING OVER 2 YRS.	% OVER 2 YRS.	CHANGE IN CASES PENDING

FIRST CIRCUIT									

CROSS COUNTY									
GUARDIANSHIP	174	22	4	192	21	17	154	80	18
COMMITMENT-ALCOHOLIC	1	1	1	1	0	1	0	0	0
COMMITMENT-NARCOTICS	0	0	0	0	0	0	0	0	0
COMMITMENT-CIVIL	15	12	13	9	2	6	1	11	-6
ADOPTION	20	11	13	18	9	2	7	39	-2
ANCILLARY ADMINISTRATION	3	2	3	2	0	0	2	100	-1
SMALL ESTATES	0	7	7	0	0	0	0	0	0
DECEDENT ESTATES	94	35	22	107	31	10	66	62	13
OTHER	2	0	0	2	0	0	2	100	0
TOTALS FOR PERIOD	309	90	68	331	63	36	232	70	22

LEE COUNTY									
GUARDIANSHIP	54	17	2	69	10	3	50	72	15
COMMITMENT-ALCOHOLIC	1	1	1	1	0	0	1	100	0
COMMITMENT-NARCOTICS	0	0	0	0	0	0	0	0	0
COMMITMENT-CIVIL	7	8	10	5	0	1	4	80	-2
ADOPTION	2	2	1	3	1	0	2	67	1
ANCILLARY ADMINISTRATION	2	2	3	7	2	2	3	43	-1
SMALL ESTATES	0	9	9	0	0	0	0	0	0
DECEDENT ESTATES	72	16	18	70	13	14	43	61	-2
OTHER	1	0	0	1	0	0	1	100	0
TOTALS FOR PERIOD	145	55	44	156	32	20	104	67	11

MONROE COUNTY									
GUARDIANSHIP	83	16	2	97	16	10	71	73	14
COMMITMENT-ALCOHOLIC	0	1	1	0	0	0	0	0	0
COMMITMENT-NARCOTICS	0	1	1	0	0	0	0	0	0
COMMITMENT-CIVIL	1	11	8	4	4	0	0	0	3
ADOPTION	11	5	6	10	4	2	4	40	-1
ANCILLARY ADMINISTRATION	0	0	0	0	0	0	0	0	0
SMALL ESTATES	0	6	6	0	0	0	0	0	0
DECEDENT ESTATES	90	21	26	95	11	11	53	74	-5
OTHER	0	1	1	0	0	0	0	0	0
TOTALS FOR PERIOD	185	62	51	196	35	23	138	70	11

PRCBATE CIRCUITS FROM 07/01/92 THRU 06/30/93

CIRCUIT AND COUNTY	CASES PENDING START	CASES FILED	CASES TERMINATED	CASES PENDING AT END	AGE OF ALL CASES PENDING			% OVER 2 YRS.	CHANGE IN CASES PENDING
					LESS 1 YR.	1-2 YRS.	OVER 2 YRS.		

PHILLIPS COUNTY									
GUARDIANSHIP	218	22	11	235	26	32	177	75	17
COMMITMENT-ALCOHOLIC	1	1	2	0	0	0	0	0	-1
COMMITMENT-NARCOTICS	0	1	1	0	0	0	0	0	0
COMMITMENT-CIVIL	10	40	45	4	4	0	0	0	-6
ADOPTION	16	10	11	15	6	1	5	53	-1
ANCILLARY ADMINISTRATION	1	0	0	1	0	0	1	100	0
SMALL ESTATES	0	17	17	0	0	0	0	0	0
DECEDENT ESTATES	269	73	60	282	62	42	178	63	13
OTHER	1	2	3	0	0	0	0	0	-1
TOTALS FOR PERIOD	516	172	151	537	98	75	364	68	21

ST. FRANCIS COUNTY									
GUARDIANSHIP	211	35	11	235	31	38	166	71	24
COMMITMENT-ALCOHOLIC	9	7	6	10	1	1	3	90	1
COMMITMENT-NARCOTICS	3	1	1	3	0	0	3	100	0
COMMITMENT-CIVIL	25	30	26	29	5	4	20	69	4
ADOPTION	17	12	18	11	4	1	5	55	-6
ANCILLARY ADMINISTRATION	3	1	0	4	1	1	2	50	1
SMALL ESTATES	0	8	3	0	0	0	0	0	0
DECEDENT ESTATES	183	62	51	194	51	25	118	61	11
OTHER	0	2	2	0	0	0	0	0	0
TOTALS FOR PERIOD	451	158	123	486	93	70	323	66	35

WOODRUFF COUNTY									
GUARDIANSHIP	79	9	3	85	3	14	63	74	0
COMMITMENT-ALCOHOLIC	1	1	1	1	1	0	0	0	0
COMMITMENT-NARCOTICS	0	0	0	0	0	0	0	0	0
COMMITMENT-CIVIL	27	10	20	17	5	3	9	53	-10
ADOPTION	2	4	3	3	2	1	0	0	1
ANCILLARY ADMINISTRATION	9	1	3	7	0	2	5	71	-2
SMALL ESTATES	0	7	7	0	0	0	0	0	0
DECEDENT ESTATES	98	13	13	98	10	10	78	80	0
OTHER	0	1	1	0	0	0	0	0	0
TOTALS FOR PERIOD	216	46	51	211	26	30	155	73	-5

FIRST CIRCUIT									
GUARDIANSHIP	819	127	33	913	118	114	681	75	94
COMMITMENT-ALCOHOLIC	13	12	12	13	2	2	9	69	0
COMMITMENT-NARCOTICS	3	3	3	3	0	0	3	100	0
COMMITMENT-CIVIL	95	111	128	68	20	14	34	50	-17
ADOPTION	68	44	52	60	26	7	27	45	-8
ANCILLARY ADMINISTRATION	24	6	9	21	3	5	13	62	-3
SMALL ESTATES	0	54	54	0	0	0	0	0	0
DECEDENT ESTATES	806	220	190	836	178	112	546	65	30
OTHER	4	0	7	3	0	0	3	100	-1
TOTALS FOR PERIOD	1822	583	485	1917	347	254	1316	69	95

PROBATE CIRCUITS FROM 07/01/92 THROUGH 06/30/93

CIRCUIT AND COUNTY	CASES PENDING START	CASES FILED	CASES TERMINATED	CASES PENDING AT END	AGE OF ALL CASES PENDING LESS 1 YR.	1-2 YRS.	OVER 2 YRS.	% OVER 2 YRS.	CHANGE IN CASES PENDING

SECOND CIRCUIT									

CLAY COUNTY									
GUARDIANSHIP	77	15	0	92	15	15	62	67	15
COMMITMENT-ALCOHOLIC	1	0	0	1	0	0	1	100	0
COMMITMENT-NARCOTICS	0	0	0	0	0	0	0	0	0
COMMITMENT-CIVIL	5	4	3	6	3	0	3	50	1
ADOPTION	4	9	7	6	5	0	1	17	2
ANCILLARY ADMINISTRATION	2	0	1	1	0	0	1	100	-1
SMALL ESTATES	0	14	14	0	0	0	0	0	0
DECEDENT ESTATES	108	42	24	126	36	15	75	60	18
OTHER	0	1	1	0	0	0	0	0	0
TOTALS FOR PERIOD	197	85	50	232	59	30	143	62	35

CRAIGHEAD COUNTY									
GUARDIANSHIP	483	107	24	566	99	37	380	67	83
COMMITMENT-ALCOHOLIC	2	0	0	2	0	0	2	100	0
COMMITMENT-NARCOTICS	0	0	0	0	0	0	0	0	0
COMMITMENT-CIVIL	62	39	44	57	8	29	20	35	-5
ADOPTION	101	36	4	133	34	38	61	46	32
ANCILLARY ADMINISTRATION	2	1	1	2	1	1	0	0	0
SMALL ESTATES	0	28	28	0	0	0	0	0	0
DECEDENT ESTATES	264	137	82	319	111	55	153	48	55
OTHER	0	9	9	0	0	0	0	0	0
TOTALS FOR PERIOD	914	357	192	1079	253	210	616	57	165

CRITTENDEN COUNTY									
GUARDIANSHIP	273	53	11	317	48	45	224	71	42
COMMITMENT-ALCOHOLIC	0	0	0	0	0	0	0	0	0
COMMITMENT-NARCOTICS	0	0	0	0	0	0	0	0	0
COMMITMENT-CIVIL	19	48	40	27	25	2	0	0	8
ADOPTION	57	27	53	26	17	1	6	23	-31
ANCILLARY ADMINISTRATION	4	0	0	4	0	0	4	100	0
SMALL ESTATES	0	41	41	0	0	0	0	0	0
DECEDENT ESTATES	220	92	32	287	35	48	154	54	59
OTHER	5	1	6	0	0	0	0	0	-5
TOTALS FOR PERIOD	588	262	189	661	177	96	388	59	73

PRCBATE CIRCUITS FROM 07/01/92 THROUGH 06/30/93

CIRCUIT AND COUNTY	CASES PENDING START	CASES FILED	CASES TERMINATED	CASES PENDING AT END	AGE OF ALL CASES PENDING			% OVER 2 YRS.	CHANGE IN CASES PENDING
					LESS 1 YR.	1-2 YRS.	OVER 2 YRS.		

GREENE COUNTY									
GUARDIANSHIP	146	33	21	158	27	25	106	67	12
COMMITMENT-ALCOHOLIC	1	3	2	2	2	0	0	0	1
COMMITMENT-NARCOTICS	0	0	0	0	0	0	0	0	0
COMMITMENT-CIVIL	10	17	21	6	4	1	1	17	-4
ADOPTION	9	21	20	10	7	1	2	20	1
ANCILLARY ADMINISTRATION	7	1	5	3	1	1	1	33	-4
SMALL ESTATES	0	0	0	0	0	0	0	0	0
DECEDENT ESTATES	127	57	75	109	45	12	52	48	-18
OTHER	1	3	4	0	0	0	0	0	-1
TOTALS FOR PERIOD	301	135	143	288	86	40	162	56	-13

MISSISSIPPI COUNTY									
GUARDIANSHIP	268	59	33	294	56	51	187	64	26
COMMITMENT-ALCOHOLIC	1	0	1	0	0	0	0	0	-1
COMMITMENT-NARCOTICS	0	0	0	0	0	0	0	0	0
COMMITMENT-CIVIL	7	24	27	4	4	0	0	0	-3
ADOPTION	23	31	37	19	5	5	9	47	-6
ANCILLARY ADMINISTRATION	0	5	1	4	4	0	0	0	+
SMALL ESTATES	0	44	44	0	0	0	0	0	0
DECEDENT ESTATES	183	104	96	191	88	24	79	41	3
OTHER	4	3	6	1	0	0	1	100	-3
TOTALS FOR PERIOD	488	270	245	517	157	80	276	54	25

POINSETT COUNTY									
GUARDIANSHIP	136	21	10	147	19	18	110	75	11
COMMITMENT-ALCOHOLIC	6	2	3	5	0	4	1	20	-1
COMMITMENT-NARCOTICS	2	2	1	3	1	1	1	33	1
COMMITMENT-CIVIL	19	7	7	19	2	10	7	37	0
ADOPTION	14	15	11	18	4	4	10	56	4
ANCILLARY ADMINISTRATION	1	0	1	0	0	0	0	0	-1
SMALL ESTATES	0	0	0	0	0	0	0	0	0
DECEDENT ESTATES	114	49	30	127	40	17	70	55	13
OTHER	0	2	2	0	0	0	0	0	0
TOTALS FOR PERIOD	292	106	79	319	66	54	199	62	27

SECOND CIRCLIT									
GUARDIANSHIP	1385	288	99	1574	264	241	1069	68	189
COMMITMENT-ALCOHOLIC	11	5	0	10	2	4	4	40	-1
COMMITMENT-NARCOTICS	2	2	1	3	1	1	1	33	1
COMMITMENT-CIVIL	122	130	142	119	46	42	31	26	-3
ADOPTION	210	130	137	212	74	49	89	42	2
ANCILLARY ADMINISTRATION	16	7	9	14	6	2	6	43	-2
SMALL ESTATES	0	135	135	0	0	0	0	0	0
DECEDENT ESTATES	1024	431	346	1159	405	171	583	50	135
OTHER	10	19	23	1	0	0	1	100	-0
TOTALS FOR PERIOD	2780	1215	903	3092	799	510	1784	58	312

PROBATE CIRCUITS FROM C7/01/92 THRU 06/30/93

CIRCUIT AND COUNTY	CASES PENDING START	CASES FILED	CASES TERMINATED	CASES PENDING AT END	AGE OF ALL CASES LESS 1 YR.	1-2 YRS.	OVER 2 YRS.	% OVER 2 YRS.	CHANGE IN CASES PENDING

THIRD CIRCUIT									

JACKSON COUNTY									
GUARDIANSHIP	99	19	8	110	19	17	74	67	11
COMMITMENT-ALCOHOLIC	0	0	0	0	0	0	0	0	0
COMMITMENT-NARCOTICS	1	0	0	1	0	0	1	100	0
COMMITMENT-CIVIL	5	6	5	6	1	0	5	83	1
ADOPTION	2	11	10	3	3	0	0	0	1
ANCILLARY ADMINISTRATION	3	0	1	2	0	1	1	50	-1
SMALL ESTATES	0	2	2	0	0	0	0	0	0
DECEASED ESTATES	127	50	40	137	31	20	26	63	10
OTHER	0	0	0	0	0	0	0	0	0
TOTALS FOR PERIOD	237	94	72	259	54	38	167	64	22

LAWRENCE COUNTY									
GUARDIANSHIP	102	20	11	111	20	24	67	60	9
COMMITMENT-ALCOHOLIC	1	0	0	1	0	1	0	0	0
COMMITMENT-NARCOTICS	0	1	0	1	1	0	0	0	1
COMMITMENT-CIVIL	1	7	5	3	1	0	2	67	2
ADOPTION	9	6	13	2	0	0	2	100	-7
ANCILLARY ADMINISTRATION	1	2	1	2	2	0	0	0	1
SMALL ESTATES	0	12	12	0	0	0	0	0	0
DECEASED ESTATES	63	41	36	68	29	13	26	38	5
OTHER	1	0	1	0	0	0	0	0	-1
TOTALS FOR PERIOD	178	99	79	186	53	38	97	52	10

RANCOLPH COUNTY									
GUARDIANSHIP	86	22	8	100	17	7	76	76	14
COMMITMENT-ALCOHOLIC	0	0	0	0	0	0	0	0	0
COMMITMENT-NARCOTICS	0	0	0	0	0	0	0	0	0
COMMITMENT-CIVIL	2	14	7	15	3	3	4	27	7
ADOPTION	19	10	14	15	4	2	9	60	-4
ANCILLARY ADMINISTRATION	1	4	0	5	4	1	0	0	4
SMALL ESTATES	0	9	9	0	0	0	0	0	0
DECEASED ESTATES	93	46	17	122	42	11	69	57	29
OTHER	0	0	0	0	0	0	0	0	0
TOTALS FOR PERIOD	207	105	55	257	75	24	158	61	50

CIRCUIT AND COUNTY	CASES PENDING START	CASES FILED	CASES TERMINATED	CASES PENDING AT END	AGE OF ALL CASES PENDING LESS			CHANGE IN CASES PENDING
					1 YR.	1-2 YRS.	OVER 2 YRS.	

SHARP COUNTY								
GUARDIANSHIP	102	32	6	122	28	19	81	26
COMMITMENT-ALCOHOLIC	0	1	0	1	1	0	0	1
COMMITMENT-NARCOTICS	0	1	1	0	0	0	0	0
COMMITMENT-CIVIL	11	8	11	8	0	2	6	-3
ADOPTION	7	11	14	4	2	0	2	-3
ANCILLARY ADMINISTRATION	9	4	6	7	0	1	6	-2
SMALL ESTATES	0	14	14	0	0	0	0	0
DECEDENT ESTATES	109	49	51	107	30	15	62	-2
OTHER	1	1	1	1	0	0	1	0
TOTALS FOR PERIOD	239	121	104	256	61	37	158	17

THIRD CIRCUIT								
GUARDIANSHIP	389	93	33	449	84	67	298	60
COMMITMENT-ALCOHOLIC	1	1	0	2	1	1	0	1
COMMITMENT-NARCOTICS	1	2	1	2	1	0	1	1
COMMITMENT-CIVIL	25	35	28	32	10	5	17	7
ADOPTION	37	38	51	24	9	2	13	-13
ANCILLARY ADMINISTRATION	14	10	8	16	6	3	7	2
SMALL ESTATES	0	43	43	0	0	0	0	0
DECEDENT ESTATES	392	166	144	434	132	59	243	42
OTHER	2	1	2	1	0	0	1	-1
TOTALS FOR PERIOD	661	409	310	960	243	137	580	99

FOURTH CIRCUIT								

MADISON COUNTY DIVISION 1								
GUARDIANSHIP	15	2	1	16	1	2	13	1
COMMITMENT-ALCOHOLIC	0	0	0	0	0	0	0	0
COMMITMENT-NARCOTICS	0	0	0	0	0	0	0	0
COMMITMENT-CIVIL	4	2	3	3	0	2	1	-1
ADOPTION	3	5	4	4	3	0	1	1
ANCILLARY ADMINISTRATION	0	1	0	1	1	0	0	1
SMALL ESTATES	0	4	4	0	0	0	0	0
DECEDENT ESTATES	24	12	11	25	8	3	14	1
OTHER	0	0	0	0	0	0	0	0
TOTALS FOR PERIOD	46	26	23	49	13	7	29	3

PRCBATE CIRCUITS FROM 07/01/92 THROUGH 06/30/93

CIRCUIT AND COUNTY	CASES PENDING START	CASES FILED	CASES TERMINATED	CASES PENDING AT END	AGE OF ALL CASES PENDING LESS 1 YR.	1-2 YRS.	OVER 2 YRS.	% OVER 2 YRS.	CHANGE IN CASES PENDING

MADISON COUNTY	DIVISION 2								
GUARDIANSHIP	6	5	1	10	5	1	4	40	4
COMMITMENT-ALCOHOLIC	0	0	0	0	0	0	0	0	0
COMMITMENT-NARCOTICS	0	0	0	0	0	0	0	0	0
COMMITMENT-CIVIL	3	0	1	2	0	0	2	100	-1
ADOPTION	1	6	3	4	4	0	0	0	3
ANCILLARY ADMINISTRATION	0	2	0	2	2	0	0	0	2
SMALL ESTATES	0	2	2	0	0	0	0	0	0
DECEDENT ESTATES	19	13	13	19	9	7	3	16	0
OTHER	0	0	0	0	0	0	0	0	0
TOTALS FOR PERIOD	29	28	20	37	20	8	9	24	2

MADISON COUNTY	DIVISION 1								
GUARDIANSHIP	21	7	2	26	6	3	17	65	5
COMMITMENT-ALCOHOLIC	0	0	0	0	0	0	0	0	0
COMMITMENT-NARCOTICS	0	0	0	0	0	0	0	0	0
COMMITMENT-CIVIL	7	2	4	5	0	2	3	60	-2
ADOPTION	4	11	7	8	7	0	1	13	4
ANCILLARY ADMINISTRATION	0	3	0	3	3	0	0	0	3
SMALL ESTATES	0	6	6	0	0	0	0	0	0
DECEDENT ESTATES	43	25	24	44	17	10	17	39	1
OTHER	0	0	0	0	0	0	0	0	0
TOTALS FOR PERIOD	75	54	43	86	33	15	38	44	11

WASHINGTON COUNTY	DIVISION 1								
GUARDIANSHIP	312	56	21	347	52	33	262	76	35
COMMITMENT-ALCOHOLIC	0	0	0	0	0	0	0	0	0
COMMITMENT-NARCOTICS	0	0	0	0	0	0	0	0	0
COMMITMENT-CIVIL	10	28	29	9	4	2	3	33	-1
ADOPTION	47	55	56	46	26	6	14	30	-1
ANCILLARY ADMINISTRATION	1	1	0	2	1	0	1	50	1
SMALL ESTATES	0	39	39	0	0	0	0	0	0
DECEDENT ESTATES	141	89	74	156	60	21	75	48	15
OTHER	0	0	0	0	0	0	0	0	0
TOTALS FOR PERIOD	511	268	219	560	143	62	355	63	49

WASHINGTON COUNTY	DIVISION 2								
GUARDIANSHIP	139	47	37	149	43	30	76	51	10
COMMITMENT-ALCOHOLIC	0	0	0	0	0	0	0	0	0
COMMITMENT-NARCOTICS	0	0	0	0	0	0	0	0	0
COMMITMENT-CIVIL	10	31	31	10	6	2	2	20	0
ADOPTION	24	48	51	21	19	2	0	0	-3
ANCILLARY ADMINISTRATION	1	4	0	5	4	1	0	0	4
SMALL ESTATES	0	47	47	0	0	0	0	0	0
DECEDENT ESTATES	123	91	81	133	72	32	29	22	10
OTHER	0	0	0	0	0	0	0	0	0
TOTALS FOR PERIOD	297	268	247	318	144	67	107	34	21

PROBATE CIRCUITS FROM 07/01/92 THROUGH 06/30/93

CIRCUIT AND COUNTY	CASES PENDING START	CASES FILED	CASES TERMINATED	CASES PENDING AT END	AGE OF ALL CASES PENDING LESS			% OVER 2 YRS.	CHANGE IN CASES PENDING
					1 YR.	1-2 YRS.	2 YRS.		

WASHINGTON COUNTY									
GUARDIANSHIP	451	103	58	496	95	63	338	68	45
COMMITMENT-ALCOHOLIC	0	0	0	0	0	0	0	0	0
COMMITMENT-NARCOTICS	0	0	0	0	0	0	0	0	0
COMMITMENT-CIVIL	20	59	60	19	10	4	5	26	-1
ADOPTION	71	103	107	67	45	8	14	21	-4
ANCILLARY ADMINISTRATION	2	5	0	7	5	1	1	14	5
SMALL ESTATES	0	86	86	0	0	0	0	0	0
DECEDENT ESTATES	264	180	155	289	132	53	104	36	25
OTHER	0	0	0	0	0	0	0	0	0
TOTALS FOR PERIOD	803	536	466	872	287	129	462	53	70

FOURTH CIRCUIT									
GUARDIANSHIP	472	110	60	522	101	66	355	68	50
COMMITMENT-ALCOHOLIC	0	0	0	0	0	0	0	0	0
COMMITMENT-NARCOTICS	0	0	0	0	0	0	0	0	0
COMMITMENT-CIVIL	27	61	64	24	10	6	8	33	-3
ADOPTION	75	114	114	75	52	8	15	20	0
ANCILLARY ADMINISTRATION	2	8	0	10	8	1	1	10	8
SMALL ESTATES	0	92	92	0	0	0	0	0	0
DECEDENT ESTATES	307	205	179	333	149	63	121	36	26
OTHER	0	0	0	0	0	0	0	0	0
TOTALS FOR PERIOD	883	590	509	964	320	144	500	52	81

FIFTH CIRCUIT									

FRANKLIN COUNTY									
GUARDIANSHIP	74	16	3	87	15	13	59	68	13
COMMITMENT-ALCOHOLIC	1	1	0	2	1	0	1	50	1
COMMITMENT-NARCOTICS	0	0	0	0	0	0	0	0	0
COMMITMENT-CIVIL	9	14	9	14	6	3	5	36	5
ADOPTION	7	11	11	7	5	1	1	14	0
ANCILLARY ADMINISTRATION	5	2	3	4	2	1	1	25	-1
SMALL ESTATES	0	3	3	0	0	0	0	0	0
DECEDENT ESTATES	2	22	24	60	15	10	35	58	-2
OTHER	0	1	1	0	0	0	0	0	0
TOTALS FOR PERIOD	158	70	54	174	44	28	102	59	16

PROBATE CIRCUITS FROM 07/01/92 THROUGH 06/30/93

CIRCUIT AND COUNTY	CASES PENDING START	CASES FILED	CASES TERMINATED	CASES PENDING AT END	AGE OF ALL CASES LESS 1 YR.	1-2 YRS.	AGE OF ALL CASES PENDING OVER 2 YRS.	% OVER 2 YRS.	CHANGE IN CASES PENDING

JOHNSON COUNTY									
GUARDIANSHIP	128	27	7	148	25	20	103	70	20
COMMITMENT-ALCOHOLIC	1	0	0	1	0	0	1	100	0
COMMITMENT-NARCOTICS	0	0	0	0	0	0	0	0	0
COMMITMENT-CIVIL	10	6	8	8	3	2	3	38	-2
ADOPTION	10	17	21	6	5	0	1	17	-4
ANCILLARY ADMINISTRATION	20	8	3	20	5	7	8	40	0
SMALL ESTATES	0	17	17	0	0	0	0	0	0
DECEDENT ESTATES	73	25	17	81	20	6	55	68	8
OTHER	0	2	1	1	1	0	0	0	1
TOTALS FOR PERIOD	242	102	79	265	59	35	171	65	23

POPE COUNTY									
GUARDIANSHIP	391	65	24	432	61	62	309	72	41
COMMITMENT-ALCOHOLIC	0	2	2	0	0	0	0	0	0
COMMITMENT-NARCOTICS	0	0	0	0	0	0	0	0	0
COMMITMENT-CIVIL	2	18	19	1	1	0	0	0	-1
ADOPTION	34	53	47	40	16	5	19	48	0
ANCILLARY ADMINISTRATION	5	1	1	5	1	0	4	80	0
SMALL ESTATES	0	25	25	0	0	0	0	0	0
DECEDENT ESTATES	216	67	57	226	52	38	136	60	10
OTHER	0	4	3	1	1	0	0	0	1
TOTALS FOR PERIOD	648	235	178	705	132	105	468	66	57

FIFTH CIRCUIT									
GUARDIANSHIP	593	108	34	667	101	95	471	71	74
COMMITMENT-ALCOHOLIC	2	3	2	3	1	0	2	67	1
COMMITMENT-NARCOTICS	0	0	0	0	0	0	0	0	0
COMMITMENT-CIVIL	21	38	35	23	10	5	8	35	2
ADOPTION	51	81	79	53	26	6	21	40	2
ANCILLARY ADMINISTRATION	30	11	12	29	9	8	13	45	-1
SMALL ESTATES	0	45	45	0	0	0	0	0	0
DECEDENT ESTATES	351	114	93	367	87	54	226	62	16
OTHER	0	7	5	2	2	0	0	0	2
TOTALS FOR PERIOD	1048	407	311	1144	235	168	741	65	96

SIXTH CIRCUIT									

PERRY COUNTY									
GUARDIANSHIP	92	13	0	105	13	4	88	84	13
COMMITMENT-ALCOHOLIC	2	0	0	2	0	0	2	100	0
COMMITMENT-NARCOTICS	0	0	0	0	0	0	0	0	0
COMMITMENT-CIVIL	2	0	0	2	0	0	2	100	0
ADOPTION	7	10	2	15	5	4	3	20	8
ANCILLARY ADMINISTRATION	0	0	0	0	0	0	0	0	0
SMALL ESTATES	0	2	2	0	0	0	0	0	0
DECEDENT ESTATES	60	16	8	68	14	5	49	72	8
OTHER	0	0	0	0	0	0	0	0	0
TOTALS FOR PERIOD	163	41	12	192	35	13	144	75	29

PROBATE CIRCUITS FROM 07/01/92 THROUGH 06/30/93

CIRCUIT AND COUNTY	CASES PENDING START	CASES FILED	CASES TERMINATED	CASES PENDING AT END	AGE OF ALL CASES PENDING			% OVER 2 YRS.	CHANGE IN CASES PENDING
					LESS 1 YR.	1-2 YRS.	OVER 2 YRS.		

PULASKI COUNTY	DIVISION 1								
GUARDIANSHIP	675	86	41	720	63	50	607	84	45
COMMITMENT-ALCOHOLIC	0	0	0	0	0	0	0	0	0
COMMITMENT-NARCOTICS	0	0	0	0	0	0	0	0	0
COMMITMENT-CIVIL	0	0	0	0	0	0	0	0	0
ADOPTION	93	41	48	86	11	3	72	84	-7
ANCILLARY ADMINISTRATION	8	0	2	6	0	1	5	83	-2
SMALL ESTATES	9	44	53	0	0	0	0	0	-9
DECEDENT ESTATES	582	98	132	548	79	53	416	76	-34
OTHER	21	18	13	21	1	3	17	81	0
TOTALS FOR PERIOD	1388	287	294	1381	154	110	1117	81	-7

PULASKI COUNTY	DIVISION 2								
GUARDIANSHIP	613	96	43	661	74	56	531	80	48
COMMITMENT-ALCOHOLIC	0	0	0	0	0	0	0	0	0
COMMITMENT-NARCOTICS	0	0	0	0	0	0	0	0	0
COMMITMENT-CIVIL	0	0	0	0	0	0	0	0	0
ADOPTION	73	38	33	78	19	5	54	69	5
ANCILLARY ADMINISTRATION	6	0	1	5	0	1	4	80	-1
SMALL ESTATES	13	30	43	0	0	0	0	0	-12
DECEDENT ESTATES	506	103	109	500	82	44	368	74	-6
OTHER	31	17	17	31	3	3	25	81	0
TOTALS FOR PERIOD	1242	284	251	1275	184	109	982	77	33

PULASKI COUNTY	DIVISION 3								
GUARDIANSHIP	611	95	35	671	71	53	547	82	60
COMMITMENT-ALCOHOLIC	0	0	0	0	0	0	0	0	0
COMMITMENT-NARCOTICS	0	0	0	0	0	0	0	0	0
COMMITMENT-CIVIL	0	0	0	0	0	0	0	0	0
ADOPTION	75	38	64	49	17	1	31	63	-26
ANCILLARY ADMINISTRATION	9	2	2	9	2	0	7	78	0
SMALL ESTATES	9	31	40	0	0	0	0	0	-9
DECEDENT ESTATES	535	103	119	519	85	43	391	75	-16
OTHER	28	21	22	27	4	3	20	74	-1
TOTALS FOR PERIOD	1267	290	282	1275	179	100	996	78	8

PULASKI COUNTY	DIVISION 4								
GUARDIANSHIP	567	83	41	609	65	38	506	83	42
COMMITMENT-ALCOHOLIC	0	0	0	0	0	0	0	0	0
COMMITMENT-NARCOTICS	0	0	0	0	0	0	0	0	0
COMMITMENT-CIVIL	0	0	0	0	0	0	0	0	0
ADOPTION	82	36	45	73	13	3	57	78	-9
ANCILLARY ADMINISTRATION	3	0	1	2	0	0	2	100	-1
SMALL ESTATES	11	33	44	0	0	0	0	0	-11
DECEDENT ESTATES	521	90	112	499	80	45	374	75	-22
OTHER	26	27	26	27	2	4	21	78	1
TOTALS FOR PERIOD	1210	269	269	1210	160	90	960	79	0

PROBATE CIRCUITS FROM 07/01/92 THROUGH 06/30/93

CIRCUIT AND COUNTY	CASES PENDING START	CASES FILED	CASES TERMINATED	CASES PENDING AT END	AGE OF ALL CASES PENDING LESS 1 YR.	1-2 YRS.	OVER 2 YRS.	% OVER 2 YRS.	CHANGE IN CASES PENDING

PULASKI COUNTY	DIVISION 5								
GUARDIANSHIP	209	81	31	258	68	58	132	51	50
COMMITMENT-ALCOHOLIC	0	0	0	0	0	0	0	0	0
COMMITMENT-NARCOTICS	0	0	0	0	0	0	0	0	0
COMMITMENT-CIVIL	0	0	0	0	0	0	0	0	0
ADOPTION	45	45	47	43	20	5	19	42	-2
ANCILLARY ADMINISTRATION	3	1	0	4	0	3	1	25	1
SMALL ESTATES	12	40	52	0	0	0	0	0	-12
DECEDENT ESTATES	218	93	77	235	64	50	101	43	16
OTHER	11	13	15	9	1	4	4	44	-2
TOTALS FOR PERIOD	498	273	222	549	173	120	256	47	51

PULASKI COUNTY	DIVISION 6								
GUARDIANSHIP	192	69	50	211	52	55	104	49	19
COMMITMENT-ALCOHOLIC	0	0	0	0	0	0	0	0	0
COMMITMENT-NARCOTICS	0	0	0	0	0	0	0	0	0
COMMITMENT-CIVIL	0	0	0	0	0	0	0	0	0
ADOPTION	48	43	44	47	17	3	27	57	-1
ANCILLARY ADMINISTRATION	1	0	0	1	0	0	1	100	0
SMALL ESTATES	11	48	59	0	0	0	0	0	-11
DECEDENT ESTATES	202	92	64	230	79	49	102	44	28
OTHER	12	16	16	12	2	3	7	58	0
TOTALS FOR PERIOD	466	268	233	501	150	110	241	48	35

PULASKI COUNTY	DIVISION 7								
GUARDIANSHIP	19	1	3	17	1	0	16	94	-2
COMMITMENT-ALCOHOLIC	0	0	0	0	0	0	0	0	0
COMMITMENT-NARCOTICS	0	0	0	0	0	0	0	0	0
COMMITMENT-CIVIL	0	0	0	0	0	0	0	0	0
ADOPTION	0	0	0	0	0	0	0	0	0
ANCILLARY ADMINISTRATION	0	0	0	0	0	0	0	0	0
SMALL ESTATES	0	0	0	0	0	0	0	0	0
DECEDENT ESTATES	0	0	0	0	0	0	0	0	0
OTHER	0	0	0	0	0	0	0	0	0
TOTALS FOR PERIOD	19	1	3	17	1	0	16	94	-2

PULASKI COUNTY	DIVISION 8								
GUARDIANSHIP	9	1	2	8	0	0	8	100	-1
COMMITMENT-ALCOHOLIC	0	0	0	0	0	0	0	0	0
COMMITMENT-NARCOTICS	0	0	0	0	0	0	0	0	0
COMMITMENT-CIVIL	0	0	0	0	0	0	0	0	0
ADOPTION	0	0	0	0	0	0	0	0	0
ANCILLARY ADMINISTRATION	0	0	0	0	0	0	0	0	0
SMALL ESTATES	0	0	0	0	0	0	0	0	0
DECEDENT ESTATES	0	0	0	0	0	0	0	0	0
OTHER	0	0	0	0	0	0	0	0	0
TOTALS FOR PERIOD	9	1	2	8	0	0	8	100	-1

PRCBATE CIRCUITS FROM 07/01/92 THROUGH 06/30/93

CIRCUIT AND COUNTY	CASES PENDING		CASES TERMINATED	CASES PENDING AT END	AGE OF ALL CASES PENDING			% OVER 2 YRS.	CHANGE IN CASES PENDING
	START	FILED			LESS 1 YR.	1-2 YRS.	OVER 2 YRS.		

PULASKI COUNTY	DIVISION 9								
GUARDIANSHIP	0	0	0	0	0	0	0	0	0
COMMITMENT-ALCOHOLIC	87	93	93	87	8	9	70	80	0
COMMITMENT-NARCOTICS	7	1	2	6	0	0	6	100	-1
COMMITMENT-CIVIL	453	552	639	366	29	25	312	85	-87
ADOPTION	0	0	0	0	0	0	0	0	0
ANCILLARY ADMINISTRATION	0	0	0	0	0	0	0	0	0
SMALL ESTATES	0	0	0	0	0	0	0	0	0
DECEDENT ESTATES	0	0	0	0	0	0	0	0	0
OTHER	0	0	0	0	0	0	0	0	0
TOTALS FOR PERIOD	547	646	734	459	37	34	388	85	-88

PULASKI COUNTY									
GUARDIANSHIP	2895	512	251	3155	394	310	2451	78	261
COMMITMENT-ALCOHOLIC	87	93	93	87	8	9	70	80	0
COMMITMENT-NARCOTICS	7	1	2	6	0	0	6	100	-1
COMMITMENT-CIVIL	453	552	639	366	29	25	312	85	-87
ADOPTION	416	241	281	376	97	20	259	69	-40
ANCILLARY ADMINISTRATION	30	3	6	27	2	5	20	74	-3
SMALL ESTATES	65	226	291	0	0	0	0	0	-65
DECEDENT ESTATES	2564	579	613	2531	495	284	1752	69	-34
OTHER	129	112	114	127	13	20	94	74	-2
TOTALS FOR PERIOD	6646	2319	2290	6675	1038	673	4964	74	29

SIXTH CIRCUIT									
GUARDIANSHIP	2987	525	251	3260	407	314	2539	78	274
COMMITMENT-ALCOHOLIC	89	93	93	89	8	9	72	81	0
COMMITMENT-NARCOTICS	7	1	2	6	0	0	6	100	-1
COMMITMENT-CIVIL	455	552	639	368	29	25	314	85	-87
ADOPTION	423	251	283	391	105	24	252	67	-32
ANCILLARY ADMINISTRATION	30	3	6	27	2	5	20	74	-3
SMALL ESTATES	65	228	293	0	0	0	0	0	-65
DECEDENT ESTATES	2624	595	621	2599	509	289	1801	69	-26
OTHER	129	112	114	127	13	20	94	74	-2
TOTALS FOR PERIOD	6809	2360	2302	6867	1073	686	5108	74	58

SEVENTH CIRCUIT									
GRANT COUNTY	DIVISION 1								
GUARDIANSHIP	92	15	23	94	14	13	57	68	-2
COMMITMENT-ALCOHOLIC	0	0	0	0	0	0	0	0	0
COMMITMENT-NARCOTICS	0	0	0	0	0	0	0	0	0
COMMITMENT-CIVIL	5	3	6	2	1	1	0	0	-3
ADOPTION	9	10	15	4	1	2	1	25	-5
ANCILLARY ADMINISTRATION	4	0	2	2	0	2	0	0	-2
SMALL ESTATES	0	10	10	0	0	0	0	0	0
DECEDENT ESTATES	35	16	22	29	14	2	13	45	-6
OTHER	0	0	0	0	0	0	0	0	0
TOTALS FOR PERIOD	145	54	78	121	30	20	71	59	-24

PROBATE CIRCUITS FROM 07/01/92 THROUGH 06/30/93

CIRCUIT AND COUNTY	CASES PENDING START	CASES FILED	CASES TERMINATED	CASES PENDING AT END	AGE OF ALL CASES LESS 1 YR.	1-2 YRS.	AGE OF ALL CASES PENDING OVER 2 YRS.	% OVER 2 YRS.	CHANGE IN CASES PENDING

GRANT COUNTY	DIVISION 2								
GUARDIANSHIP	15	11	1	25	11	4	10	40	10
COMMITMENT-ALCOHOLIC	0	1	1	0	0	0	0	0	0
COMMITMENT-NARCOTICS	0	0	0	0	0	0	0	0	0
COMMITMENT-CIVIL	1	3	4	0	0	0	0	0	-1
ADOPTION	2	3	3	2	2	0	0	0	0
ANCILLARY ADMINISTRATION	0	0	0	0	0	0	0	0	0
SMALL ESTATES	0	2	2	0	0	0	0	0	0
DECEDENT ESTATES	11	6	4	13	6	3	4	31	2
OTHER	0	0	0	0	0	0	0	0	0
TOTALS FOR PERIOD	29	26	15	40	19	7	14	35	11

GRANT COUNTY	DIVISION 3								
GUARDIANSHIP	0	0	0	0	0	0	0	0	0
COMMITMENT-ALCOHOLIC	0	0	0	0	0	0	0	0	0
COMMITMENT-NARCOTICS	0	0	0	0	0	0	0	0	0
COMMITMENT-CIVIL	0	1	1	0	0	0	0	0	0
ADOPTION	0	0	0	0	0	0	0	0	0
ANCILLARY ADMINISTRATION	0	0	0	0	0	0	0	0	0
SMALL ESTATES	0	0	0	0	0	0	0	0	0
DECEDENT ESTATES	0	0	0	0	0	0	0	0	0
OTHER	0	0	0	0	0	0	0	0	0
TOTALS FOR PERIOD	0	1	1	0	0	0	0	0	0

GRANT COUNTY	DIVISION 1								
GUARDIANSHIP	107	26	24	109	25	17	67	61	2
COMMITMENT-ALCOHOLIC	0	1	1	0	0	0	0	0	0
COMMITMENT-NARCOTICS	0	0	0	0	0	0	0	0	0
COMMITMENT-CIVIL	6	7	11	2	1	1	0	0	-4
ADOPTION	11	13	18	6	3	2	1	17	-5
ANCILLARY ADMINISTRATION	4	0	2	2	0	2	0	0	-2
SMALL ESTATES	0	12	12	0	0	0	0	0	0
DECEDENT ESTATES	46	22	26	42	20	5	17	40	-4
OTHER	0	0	0	0	0	0	0	0	0
TOTALS FOR PERIOD	174	81	94	161	49	27	85	53	-13

HOT SPRING COUNTY	DIVISION 1								
GUARDIANSHIP	235	14	3	246	13	30	203	83	11
COMMITMENT-ALCOHOLIC	1	0	0	1	0	0	1	100	0
COMMITMENT-NARCOTICS	0	0	0	0	0	0	0	0	0
COMMITMENT-CIVIL	20	10	7	23	4	6	13	57	3
ADOPTION	4	6	5	5	1	0	4	80	1
ANCILLARY ADMINISTRATION	1	0	1	0	0	0	0	0	-1
SMALL ESTATES	0	5	5	0	0	0	0	0	0
DECEDENT ESTATES	100	20	12	175	24	15	137	78	8
OTHER	0	1	1	0	0	0	0	0	0
TOTALS FOR PERIOD	429	52	40	451	42	51	358	79	22

PCRBATE CIRCUITS FROM C7/01/92 THRUUGH C6/30/93

CIRCUIT AND COUNTY	CASES FENDING START	CASES FILED	CASES TERMI-NATED	CASES PENDING AT END	AGE OF ALL CASES LESS 1 YR.	1-2 YRS.	OVER 2 YRS.	% OVER 2 YRS.	CHANGE IN CASES PENDING

HOT SPRING COUNTY DIVISION 2									
GUARDIANSHIP	29	30	3	56	28	10	18	32	27
COMMITMENT-ALCOHCLIC	0	1	0	1	1	0	0	0	1
COMMITMENT-NARCOTICS	0	0	0	0	0	0	0	0	0
COMMITMENT-CIVIL	7	13	3	17	10	3	4	24	10
ADOPTION	4	13	8	9	8	1	0	0	5
ANCILLARY ADMINISTRATION	0	3	0	3	3	0	0	0	3
SMALL ESTATES	0	12	12	0	0	0	0	0	0
DECEDENT ESTATES	31	28	3	56	27	7	22	39	25
OTHER	0	1	0	1	1	0	0	0	1
TOTALS FOR PERIOD	71	101	29	143	72	21	44	31	72

HOT SPRING COUNTY DIVISION 3									
GUARDIANSHIP	7	2	0	9	2	3	4	44	2
COMMITMENT-ALCOHCLIC	0	1	1	0	0	0	0	0	0
COMMITMENT-NARCOTICS	0	0	0	0	0	0	0	0	0
COMMITMENT-CIVIL	3	3	4	2	1	0	1	50	-1
ADOPTION	1	2	3	0	0	0	0	0	-1
ANCILLARY ADMINISTRATION	0	0	0	0	0	0	0	0	0
SMALL ESTATES	0	0	0	0	0	0	0	0	0
DECEDENT ESTATES	6	1	4	3	1	0	2	67	-3
OTHER	0	0	0	0	0	0	0	0	0
TOTALS FOR PERIOD	17	9	12	14	4	3	7	50	-3

HOT SPRING COUNTY									
GUARDIANSHIP	271	46	6	311	43	43	225	72	40
COMMITMENT-ALCOHCLIC	1	2	1	2	1	0	1	50	1
COMMITMENT-NARCOTICS	0	0	0	0	0	0	0	0	0
COMMITMENT-CIVIL	30	20	14	42	15	9	15	43	12
ADOPTION	9	21	16	14	9	1	4	29	5
ANCILLARY ADMINISTRATION	1	3	1	3	3	0	0	0	2
SMALL ESTATES	0	17	17	0	0	0	0	0	0
DECEDENT ESTATES	205	55	25	235	52	22	161	69	30
OTHER	0	2	1	1	1	0	0	0	1
TOTALS FOR PERIOD	517	172	81	608	124	75	409	67	91

SALINE COUNTY DIVISION 1									
GUARDIANSHIP	412	68	14	466	62	56	348	75	54
COMMITMENT-ALCOHCLIC	0	4	3	1	1	0	0	0	1
COMMITMENT-NARCOTICS	1	2	1	2	1	0	1	50	1
COMMITMENT-CIVIL	6	6	6	6	1	1	4	67	0
ADOPTION	24	41	25	40	26	6	8	20	16
ANCILLARY ADMINISTRATION	4	1	1	4	1	0	3	75	0
SMALL ESTATES	0	24	24	0	0	0	0	0	0
DECEDENT ESTATES	196	89	64	221	74	29	118	53	25
OTHER	0	4	4	0	0	0	0	0	0
TOTALS FOR PERIOD	643	239	142	740	166	92	482	65	97

PROBATE CIRCUITS FROM 07/01/92 THROUGH 06/30/93

CIRCUIT AND COUNTY	CASES PENDING START	CASES FILED	CASES TERMINATED	CASES PENDING AT END	AGE OF ALL CASES LESS 1 YR.	AGE OF ALL CASES 1-2 YRS.	AGE OF ALL CASES OVER 2-YRS.	% OVER 2 YRS.	CHANGE IN CASES PENDING

SALINE COUNTY	DIVISION 2								
GUARDIANSHIP	64	16	3	77	16	25	36	47	13
COMMITMENT-ALCOHOLIC	0	0	0	0	0	0	0	0	0
COMMITMENT-NARCOTICS	0	1	0	1	1	0	0	0	1
COMMITMENT-CIVIL	3	1	1	3	1	0	2	67	0
ADOPTION	10	8	11	7	4	2	1	14	-3
ANCILLARY ADMINISTRATION	0	0	0	0	0	0	0	0	0
SMALL ESTATES	0	7	7	0	0	0	0	0	0
DECEASED ESTATES	55	20	16	59	20	15	24	41	4
OTHER	0	0	0	0	0	0	0	0	0
TOTALS FOR PERIOD	132	53	38	147	42	42	63	43	15

SALINE COUNTY	DIVISION 3								
GUARDIANSHIP	7	6	0	13	6	6	1	8	6
COMMITMENT-ALCOHOLIC	0	5	5	0	0	0	0	0	0
COMMITMENT-NARCOTICS	0	1	0	1	1	0	0	0	1
COMMITMENT-CIVIL	2	25	13	9	3	1	0	0	7
ADOPTION	0	0	0	0	0	0	0	0	0
ANCILLARY ADMINISTRATION	0	0	0	0	0	0	0	0	0
SMALL ESTATES	0	0	0	0	0	0	0	0	0
DECEASED ESTATES	1	1	1	1	1	0	0	0	0
OTHER	0	0	0	0	0	0	0	0	0
TOTALS FOR PERIOD	10	38	24	24	16	7	1	4	14

SALINE COUNTY	DIVISION 4								
GUARDIANSHIP	483	90	17	556	84	37	385	69	73
COMMITMENT-ALCOHOLIC	0	9	8	1	1	0	0	0	1
COMMITMENT-NARCOTICS	1	4	1	4	3	0	1	25	3
COMMITMENT-CIVIL	11	32	25	18	10	2	6	33	7
ADOPTION	34	49	36	47	30	8	9	19	13
ANCILLARY ADMINISTRATION	4	1	1	4	1	0	3	75	0
SMALL ESTATES	0	31	31	0	0	0	0	0	0
DECEASED ESTATES	252	110	81	281	95	44	142	51	29
OTHER	0	4	4	0	0	0	0	0	0
TOTALS FOR PERIOD	785	330	204	911	224	141	546	60	126

SEVENTH CIRCUIT	DIVISION 5								
GUARDIANSHIP	861	162	47	976	152	147	677	69	115
COMMITMENT-ALCOHOLIC	1	12	10	3	2	0	1	33	2
COMMITMENT-NARCOTICS	1	4	1	4	3	0	1	25	3
COMMITMENT-CIVIL	47	65	50	62	20	12	24	39	15
ADOPTION	54	83	70	67	42	11	14	21	13
ANCILLARY ADMINISTRATION	9	4	4	9	4	2	3	33	0
SMALL ESTATES	0	60	60	0	0	0	0	0	0
DECEASED ESTATES	503	187	132	552	167	71	320	57	55
OTHER	0	6	5	1	1	0	0	0	1
TOTALS FOR PERIOD	1476	593	377	1680	397	243	1040	62	204

PROBATE CIRCUITS FROM 07/01/92 THROUGH 06/30/93

CIRCUIT AND COUNTY	CASES PENDING START	CASES FILED	CASES TERMINATED	CASES PENDING AT END	AGE OF ALL CASES LESS 1 YR.	FENDING 1-2 YRS.	FENDING 2 YRS.	% OVER 2 YRS.	CHANGE IN CASES PENDING

EIGHTH CIRCUIT									

HEMPSTEAD COUNTY DIVISION 1									
GUARDIANSHIP	34	5	1	38	4	7	27	71	4
COMMITMENT-ALCOHOLIC	0	0	0	0	0	0	0	0	0
COMMITMENT-NARCOTICS	0	0	0	0	0	0	0	0	0
COMMITMENT-CIVIL	3	4	3	4	2	1	1	25	1
ADOPTION	7	4	5	5	1	0	4	80	-2
ANCILLARY ADMINISTRATION	0	1	0	1	0	1	0	0	1
SMALL ESTATES	0	2	2	0	0	0	0	0	0
DECEDENT ESTATES	54	9	10	53	8	10	35	66	-1
OTHER	1	0	1	0	0	0	0	0	-1
TOTALS FOR PERIOD	99	25	23	101	15	19	67	60	2

HEMPSTEAD COUNTY DIVISION 2									
GUARDIANSHIP	43	21	2	62	21	6	35	56	19
COMMITMENT-ALCOHOLIC	0	0	0	0	0	0	0	0	0
COMMITMENT-NARCOTICS	0	0	0	0	0	0	0	0	0
COMMITMENT-CIVIL	1	9	5	5	5	0	9	0	4
ADOPTION	9	7	9	7	5	1	1	14	-2
ANCILLARY ADMINISTRATION	0	0	0	0	0	0	0	0	0
SMALL ESTATES	0	5	5	0	0	0	0	0	0
DECEDENT ESTATES	51	25	10	66	22	10	34	52	15
OTHER	1	0	1	0	0	0	0	0	-1
TOTALS FOR PERIOD	105	67	32	140	53	17	70	50	35

HEMPSTEAD COUNTY DIVISION 3									
GUARDIANSHIP	20	6	1	25	6	4	15	60	5
COMMITMENT-ALCOHOLIC	0	0	0	0	0	0	0	0	0
COMMITMENT-NARCOTICS	0	0	0	0	0	0	0	0	0
COMMITMENT-CIVIL	2	5	5	2	1	0	1	50	0
ADOPTION	5	2	5	3	0	0	3	100	-3
ANCILLARY ADMINISTRATION	0	0	0	0	0	0	0	0	0
SMALL ESTATES	0	0	0	0	0	0	0	0	0
DECEDENT ESTATES	23	14	6	31	14	7	10	32	5
OTHER	0	0	0	0	0	0	0	0	0
TOTALS FOR PERIOD	51	27	17	61	21	11	29	48	10

PROBATE CIRCUITS FROM C7/01/92 THROUGH 06/30/93

CIRCUIT AND COUNTY	CASES PENDING START	CASES FILED	CASES TERMINATED	CASES PENDING AT END	AGE OF ALL CASES LESS 1 YR.	1-2 YRS.	PENDING OVER 2 YRS.	% OVER 2 YRS.	CHANGE IN CASES PENDING

HEMPSTEAD COUNTY	DIVISION 4								
GUARDIANSHIP	8	6	0	14	6	3	5	36	6
COMMITMENT-ALCOHOLIC	0	0	0	0	0	0	0	0	0
COMMITMENT-NARCOTICS	0	0	0	0	0	0	0	0	0
COMMITMENT-CIVIL	0	4	3	1	1	0	0	0	1
ADOPTION	0	3	1	2	2	0	0	0	2
ANCILLARY ADMINISTRATION	0	0	0	0	0	0	0	0	0
SMALL ESTATES	0	0	0	0	0	0	0	0	0
DECEASED ESTATES	8	8	3	13	7	2	4	31	5
OTHER	0	0	0	0	0	0	0	0	0
TOTALS FOR PERIOD	16	21	7	30	16	5	9	30	14

HEMPSTEAD COUNTY	DIVISION 4								
GUARDIANSHIP	105	38	4	139	37	20	82	59	34
COMMITMENT-ALCOHOLIC	0	0	0	0	0	0	0	0	0
COMMITMENT-NARCOTICS	0	0	0	0	0	0	0	0	0
COMMITMENT-CIVIL	22	22	16	12	9	1	2	17	6
ADOPTION	22	16	21	17	8	1	2	47	-5
ANCILLARY ADMINISTRATION	0	1	3	1	0	1	0	0	1
SMALL ESTATES	0	7	7	0	0	0	0	0	0
DECEASED ESTATES	136	56	29	163	51	29	33	51	27
OTHER	2	0	2	0	0	0	0	0	-2
TOTALS FOR PERIOD	271	140	79	332	105	52	175	53	61

LAFAYETTE COUNTY	DIVISION 1								
GUARDIANSHIP	19	6	0	25	5	4	16	64	6
COMMITMENT-ALCOHOLIC	0	0	0	0	0	0	0	0	0
COMMITMENT-NARCOTICS	0	0	0	0	0	0	0	0	0
COMMITMENT-CIVIL	0	1	1	0	0	0	0	0	0
ADOPTION	3	2	3	2	0	0	2	100	-1
ANCILLARY ADMINISTRATION	3	1	0	4	1	1	2	50	1
SMALL ESTATES	0	2	2	0	0	0	0	0	0
DECEASED ESTATES	14	7	4	17	7	1	9	53	3
OTHER	0	0	0	0	0	0	0	0	0
TOTALS FOR PERIOD	39	19	10	48	13	6	29	60	9

LAFAYETTE COUNTY	DIVISION 2								
GUARDIANSHIP	19	3	2	20	3	3	14	70	1
COMMITMENT-ALCOHOLIC	0	0	0	0	0	0	0	0	0
COMMITMENT-NARCOTICS	0	0	0	0	0	0	0	0	0
COMMITMENT-CIVIL	0	3	3	0	0	0	0	0	0
ADOPTION	1	0	0	1	0	0	1	100	0
ANCILLARY ADMINISTRATION	0	1	1	0	0	0	0	0	0
SMALL ESTATES	0	3	3	0	0	0	0	0	0
DECEASED ESTATES	23	7	1	29	2	2	21	72	6
OTHER	0	0	0	0	0	0	0	0	0
TOTALS FOR PERIOD	43	17	10	50	9	5	36	72	7

PROBATE CIRCUITS FROM 07/01/92 THROUGH 06/30/93

CIRCUIT AND COUNTY	CASES PENDING START	CASES FILED	CASES TERMINATED	CASES PENDING AT END	AGE OF ALL CASES PENDING			% OVER 2 YRS.	CHANGE IN CASES PENDING
					LESS 1 YR.	1-2 YRS.	OVER 2 YRS.		

LAFAYETTE COUNTY	DIVISION 3								
GUARDIANSHIP	8	2	2	8	2	2	4	50	0
COMMITMENT-ALCOHOLIC	0	0	0	0	0	0	0	0	0
COMMITMENT-NARCOTICS	0	0	0	0	0	0	0	0	0
COMMITMENT-CIVIL	0	3	2	1	1	0	0	0	1
ADOPTION	1	1	0	2	1	0	1	50	1
ANCILLARY ADMINISTRATION	0	2	2	0	0	0	0	0	0
SMALL ESTATES	0	4	4	0	0	0	0	0	0
DECEDENT ESTATES	5	1	2	4	0	0	4	100	-1
OTHER	0	0	0	0	0	0	0	0	0
TOTALS FOR PERIOD	14	13	12	15	4	2	9	60	1

LAFAYETTE COUNTY	DIVISION 4								
GUARDIANSHIP	2	1	0	3	1	1	1	33	1
COMMITMENT-ALCOHOLIC	0	0	0	0	0	0	0	0	0
COMMITMENT-NARCOTICS	0	0	0	0	0	0	0	0	0
COMMITMENT-CIVIL	0	0	0	0	0	0	0	0	0
ADOPTION	0	0	0	0	0	0	0	0	0
ANCILLARY ADMINISTRATION	1	3	2	2	2	0	0	0	1
SMALL ESTATES	0	1	1	0	0	0	0	0	0
DECEDENT ESTATES	6	4	1	9	4	4	1	11	3
OTHER	0	0	0	0	0	0	0	0	0
TOTALS FOR PERIOD	9	9	4	14	7	5	2	14	5

LAFAYETTE COUNTY									
GUARDIANSHIP	48	12	4	56	11	10	35	63	8
COMMITMENT-ALCOHOLIC	0	0	0	0	0	0	0	0	0
COMMITMENT-NARCOTICS	0	0	0	0	0	0	0	0	0
COMMITMENT-CIVIL	0	7	6	1	1	0	0	0	1
ADOPTION	5	3	3	5	1	0	4	80	0
ANCILLARY ADMINISTRATION	4	7	5	6	3	1	2	33	2
SMALL ESTATES	0	10	10	0	0	0	0	0	0
DECEDENT ESTATES	48	19	2	59	17	7	35	59	11
OTHER	0	0	0	0	0	0	0	0	0
TOTALS FOR PERIOD	105	58	36	127	35	18	76	60	22

MILLER COUNTY	DIVISION 1								
GUARDIANSHIP	109	15	3	121	14	10	97	80	12
COMMITMENT-ALCOHOLIC	0	0	0	0	0	0	0	0	0
COMMITMENT-NARCOTICS	0	0	0	0	0	0	0	0	0
COMMITMENT-CIVIL	1	12	9	4	3	1	0	0	3
ADOPTION	2	9	9	2	2	0	0	0	0
ANCILLARY ADMINISTRATION	3	4	5	2	0	0	2	100	-1
SMALL ESTATES	0	9	9	0	0	0	0	0	0
DECEDENT ESTATES	43	22	9	56	19	7	30	54	13
OTHER	0	0	0	0	0	0	0	0	0
TOTALS FOR PERIOD	158	71	44	185	38	18	129	70	27

PRCBATE CIRCUITS FROM C7/01/92 THROGLH C6/30/93

CIRCUIT AND COUNTY	CASES PENDING START	CASES FILED	CASES TERMINATED	CASES PENDING AT END	AGE OF ALL CASES LESS 1 YR.	1-2 YRS.	PENDING OVER 2 YRS.	% OVER 2 YRS.	CHANGE IN CASES PENDING

MILLER COUNTY	DIVISION 2								
GUARDIANSHIP	97	26	4	119	25	9	85	71	22
COMMITMENT-ALCOHCLIC	0	0	0	0	0	0	0	0	0
COMMITMENT-NARCOTICS	0	0	0	0	0	0	0	0	0
COMMITMENT-CIVIL	1	16	13	4	3	1	0	0	3
ADOPTION	4	7	7	4	3	1	0	0	0
ANCILLARY ADMINISTRATION	2	6	5	3	1	0	2	67	1
SMALL ESTATES	0	10	10	0	0	0	0	0	0
DECEDENT ESTATES	35	17	6	46	13	10	23	50	11
OTHER	0	1	1	0	0	0	0	0	0
TOTALS FOR PERIOD	139	83	46	176	45	21	110	63	37

MILLER COUNTY	DIVISION 3								
GUARDIANSHIP	86	24	23	87	22	19	46	53	1
COMMITMENT-ALCOHCLIC	0	0	0	0	0	0	0	0	0
COMMITMENT-NARCOTICS	0	0	0	0	0	0	0	0	0
COMMITMENT-CIVIL	1	18	13	1	1	0	0	0	0
ADOPTION	4	4	6	2	1	0	1	50	-2
ANCILLARY ADMINISTRATION	1	4	4	1	0	0	1	100	0
SMALL ESTATES	0	10	10	0	0	0	0	0	0
DECEDENT ESTATES	30	19	15	34	15	2	17	50	4
OTHER	0	0	0	0	0	0	0	0	0
TOTALS FOR PERIOD	122	79	76	125	39	21	65	52	3

MILLER COUNTY	DIVISION 4								
GUARDIANSHIP	6	14	2	18	13	3	2	11	12
COMMITMENT-ALCOHCLIC	0	0	0	0	0	0	0	0	0
COMMITMENT-NARCOTICS	0	0	0	0	0	0	0	0	0
COMMITMENT-CIVIL	0	9	7	2	2	0	0	0	2
ADOPTION	1	1	2	0	0	0	0	0	-1
ANCILLARY ADMINISTRATION	0	0	0	0	0	0	0	0	0
SMALL ESTATES	0	4	4	0	0	0	0	0	0
DECEDENT ESTATES	9	12	5	16	10	5	1	6	7
OTHER	0	0	0	0	0	0	0	0	0
TOTALS FOR PERIOD	16	40	20	36	25	8	3	8	20

MILLER COUNTY	DIVISION 5								
GUARDIANSHIP	292	79	32	345	74	41	230	67	47
COMMITMENT-ALCOHCLIC	0	0	0	0	0	0	0	0	0
COMMITMENT-NARCOTICS	0	0	0	0	0	0	0	0	0
COMMITMENT-CIVIL	3	55	47	11	9	2	0	0	8
ADOPTION	11	21	24	8	6	1	1	13	-3
ANCILLARY ADMINISTRATION	6	14	14	6	1	0	5	83	0
SMALL ESTATES	0	33	33	0	0	0	0	0	0
DECEDENT ESTATES	117	70	35	152	57	24	71	47	35
OTHER	0	1	1	0	0	0	0	0	0
TOTALS FOR PERIOD	435	273	186	522	147	58	307	59	87

PROBATE CIRCUITS FROM 07/01/92 THROUGH 06/30/93

CIRCUIT AND COUNTY	CASES PENDING START	CASES FILED	CASES TERMINATED	CASES PENDING AT END	AGE OF ALL CASES PENDING			% OVER 2 YRS.	CHANGE IN CASES PENDING
					LESS 1 YR.	1-2 YRS.	OVER 2 YRS.		

NEVADA COUNTY	DIVISION 1								
GUARDIANSHIP	23	4	2	25	4	3	18	72	2
COMMITMENT-ALCOHOLIC	3	1	3	1	1	0	0	0	-2
COMMITMENT-NARCOTICS	0	0	0	0	0	0	0	0	0
COMMITMENT-CIVIL	0	6	4	2	2	0	0	0	2
ADOPTION	0	1	1	0	0	0	0	0	0
ANCILLARY ADMINISTRATION	1	0	0	1	0	0	1	100	0
SMALL ESTATES	0	1	1	0	0	0	0	0	0
DECEDENT ESTATES	13	11	5	18	9	5	4	22	5
OTHER	0	0	0	0	0	0	0	0	0
TOTALS FOR PERIOD	40	24	17	47	15	8	23	49	7

NEVADA COUNTY	DIVISION 2								
GUARDIANSHIP	15	1	4	13	1	4	8	62	-3
COMMITMENT-ALCOHOLIC	4	1	3	2	1	1	0	0	-2
COMMITMENT-NARCOTICS	0	0	0	0	0	0	0	0	0
COMMITMENT-CIVIL	0	2	0	2	2	0	0	0	2
ADOPTION	1	5	4	2	2	0	0	0	1
ANCILLARY ADMINISTRATION	1	0	0	1	0	0	1	100	0
SMALL ESTATES	0	2	2	0	0	0	0	0	0
DECEDENT ESTATES	15	8	7	16	4	1	11	69	1
OTHER	0	0	0	0	0	0	0	0	0
TOTALS FOR PERIOD	37	19	20	36	10	6	20	56	-1

NEVADA COUNTY	DIVISION 3								
GUARDIANSHIP	18	3	2	19	2	5	12	63	1
COMMITMENT-ALCOHOLIC	0	0	0	0	0	0	0	0	0
COMMITMENT-NARCOTICS	0	0	0	0	0	0	0	0	0
COMMITMENT-CIVIL	0	0	0	0	0	0	0	0	0
ADOPTION	0	1	1	0	0	0	0	0	0
ANCILLARY ADMINISTRATION	0	0	0	0	0	0	0	0	0
SMALL ESTATES	0	1	1	0	0	0	0	0	0
DECEDENT ESTATES	9	4	3	10	4	2	4	40	1
OTHER	0	0	0	0	0	0	0	0	0
TOTALS FOR PERIOD	27	9	7	29	6	7	16	55	2

NEVADA COUNTY	DIVISION 4								
GUARDIANSHIP	3	2	1	4	2	2	0	0	1
COMMITMENT-ALCOHOLIC	1	0	1	0	0	0	0	0	-1
COMMITMENT-NARCOTICS	0	0	0	0	0	0	0	0	0
COMMITMENT-CIVIL	0	0	0	0	0	0	0	0	0
ADOPTION	1	2	1	2	2	0	0	0	1
ANCILLARY ADMINISTRATION	0	0	0	0	0	0	0	0	0
SMALL ESTATES	0	0	0	0	0	0	0	0	0
DECEDENT ESTATES	4	3	2	5	3	1	1	20	1
OTHER	0	0	0	0	0	0	0	0	0
TOTALS FOR PERIOD	9	7	5	11	7	3	1	9	2

PROBATE CIRCUITS FROM 07/01/92 THROUGH 06/30/93

CIRCUIT AND COUNTY	CASES PENDING START	CASES FILED	CASES TERMINATED	CASES PENDING AT END	AGE OF ALL CASES PENDING			% OVER 2 YRS.	CHANGE IN CASES PENDING
					LESS 1 YR.	1-2 YRS.	OVER 2 YRS.		

NEVADA COUNTY									
GUARDIANSHIP	60	10	9	61	9	14	38	62	1
COMMITMENT-ALCOHOLIC	8	2	7	3	2	1	0	0	-5
COMMITMENT-NARCOTICS	0	0	0	0	0	0	0	0	0
COMMITMENT-CIVIL	0	5	4	4	4	0	0	0	4
ADOPTION	2	9	7	4	4	0	0	0	2
ANCILLARY ADMINISTRATION	2	0	0	2	0	0	2	100	0
SMALL ESTATES	0	4	4	0	0	0	0	0	0
DECEDENT ESTATES	41	20	14	49	20	9	29	41	8
OTHER	0	0	0	0	0	0	0	0	0
TOTALS FOR PERIOD	113	59	49	123	39	24	60	49	10

EIGHTH CIRCUIT									
GUARDIANSHIP	511	139	49	601	131	95	385	64	90
COMMITMENT-ALCOHOLIC	2	2	7	3	2	1	0	0	-5
COMMITMENT-NARCOTICS	0	0	0	0	0	0	0	0	0
COMMITMENT-CIVIL	9	92	73	28	23	3	2	7	19
ADOPTION	40	49	55	34	19	2	13	38	-6
ANCILLARY ADMINISTRATION	12	22	19	15	4	2	9	60	3
SMALL ESTATES	0	34	34	0	0	0	0	0	0
DECEDENT ESTATES	342	171	90	423	145	69	209	49	81
OTHER	2	1	3	0	0	0	0	0	-2
TOTALS FOR PERIOD	924	530	350	1104	324	162	618	56	160

NINTH CIRCUIT EAST									

CLARK COUNTY									
GUARDIANSHIP	126	41	114	53	18	7	28	53	-73
COMMITMENT-ALCOHOLIC	0	1	1	0	0	0	0	0	0
COMMITMENT-NARCOTICS	0	1	0	1	0	0	0	0	1
COMMITMENT-CIVIL	6	19	19	6	6	0	0	0	0
ADOPTION	11	6	15	2	2	0	0	0	-9
ANCILLARY ADMINISTRATION	0	1	1	0	0	0	0	0	0
SMALL ESTATES	0	3	3	0	0	0	0	0	0
DECEDENT ESTATES	91	52	69	74	35	14	25	34	-17
OTHER	1	2	3	0	0	0	0	0	-1
TOTALS FOR PERIOD	235	126	225	136	62	21	53	39	-99

PROBATE CIRCUITS FROM 07/01/92 THROUGH 06/30/93

CIRCUIT AND COUNTY	CASES PENDING START	CASES FILED	CASES TERMINATED	CASES PENDING AT END	AGE OF ALL CASES PENDING LESS 1 YR.	1-2 YRS.	OVER 2 YRS.	% OVER 2 YRS.	CHANGE IN CASES PENDING

PIKE COUNTY									
GUARDIANSHIP	71	7	55	23	1	5	17	74	-48
COMMITMENT-ALCOHOLIC	0	0	0	0	0	0	0	0	0
COMMITMENT-NARCOTICS	0	0	0	0	0	0	0	0	0
COMMITMENT-CIVIL	1	4	5	0	3	0	0	0	-1
ADOPTION	4	3	7	0	3	0	0	0	-4
ANCILLARY ADMINISTRATION	2	2	2	2	2	0	0	0	0
SMALL ESTATES	0	3	3	0	0	0	0	0	0
DECEDENT ESTATES	58	18	48	28	10	3	15	54	-30
OTHER	0	1	1	0	3	0	0	0	0
TOTALS FOR PERIOD	136	38	121	53	13	8	32	60	-83

NINTH CIRCUIT EAST									
GUARDIANSHIP	197	48	169	76	19	12	45	59	-121
COMMITMENT-ALCOHOLIC	0	1	1	0	0	0	0	0	0
COMMITMENT-NARCOTICS	0	1	0	1	1	0	0	0	1
COMMITMENT-CIVIL	7	23	24	6	6	0	0	0	-1
ADOPTION	15	9	22	2	2	0	0	0	-13
ANCILLARY ADMINISTRATION	2	3	3	2	2	0	0	0	0
SMALL ESTATES	0	6	6	0	0	0	0	0	0
DECEDENT ESTATES	149	70	117	102	45	17	40	39	-47
OTHER	1	3	4	0	0	0	0	0	-1
TOTALS FOR PERIOD	371	164	346	189	75	29	85	45	-182

NINTH CIRCUIT WEST									

HOWARD COUNTY									
GUARDIANSHIP	120	20	24	116	20	13	33	72	-4
COMMITMENT-ALCOHOLIC	1	0	1	0	0	0	0	0	-1
COMMITMENT-NARCOTICS	0	1	1	0	0	0	0	0	0
COMMITMENT-CIVIL	3	9	12	0	0	0	0	0	-3
ADOPTION	2	13	10	5	4	1	0	0	3
ANCILLARY ADMINISTRATION	3	2	4	1	1	0	0	0	-2
SMALL ESTATES	0	12	12	0	0	0	0	0	0
DECEDENT ESTATES	51	15	30	36	10	6	20	56	-15
OTHER	1	0	0	1	0	0	1	100	0
TOTALS FOR PERIOD	181	72	94	159	35	20	104	65	-22

PROBATE CIRCUITS FROM 07/01/92 THROUGH 06/30/93

CIRCUIT AND COUNTY	CASES PENDING START	CASES FILED	CASES TERMINATED	CASES PENDING AT END	AGE OF ALL CASES LESS 1 YR.	1-2 YRS.	OVER 2 YRS.	% OVER 2 YRS.	CHANGE IN CASES PENDING

LITTLE RIVER COUNTY									
GUARDIANSHIP	103	15	5	112	15	20	77	69	9
COMMITMENT-ALCOHOLIC	0	3	2	1	1	0	0	0	1
COMMITMENT-NARCOTICS	0	0	0	0	0	0	0	0	0
COMMITMENT-CIVIL	3	12	14	1	1	0	0	0	-2
ADOPTION	5	12	11	6	4	1	1	17	1
ANCILLARY ADMINISTRATION	3	0	2	1	0	1	0	0	-2
SMALL ESTATES	0	3	3	0	0	0	0	0	0
DECEDENT ESTATES	53	20	15	63	17	7	39	62	5
OTHER	0	2	2	0	0	0	0	0	0
TOTALS FOR PERIOD	172	67	55	184	38	29	117	64	12

SEVIER COUNTY									
GUARDIANSHIP	95	20	5	109	20	11	78	72	14
COMMITMENT-ALCOHOLIC	0	1	1	0	0	0	0	0	0
COMMITMENT-NARCOTICS	0	0	0	0	0	0	0	0	0
COMMITMENT-CIVIL	0	11	10	1	1	0	0	0	1
ADOPTION	4	15	4	15	13	1	1	7	11
ANCILLARY ADMINISTRATION	3	2	3	2	0	0	2	100	-1
SMALL ESTATES	0	4	4	0	0	0	0	0	0
DECEDENT ESTATES	73	38	24	87	25	10	52	60	14
OTHER	0	0	0	0	0	0	0	0	0
TOTALS FOR PERIOD	175	91	52	214	59	22	133	62	39

NINTH CIRCUIT WEST									
GUARDIANSHIP	318	55	36	337	55	44	238	71	19
COMMITMENT-ALCOHOLIC	1	4	4	1	1	0	0	0	0
COMMITMENT-NARCOTICS	0	1	1	0	0	0	0	0	0
COMMITMENT-CIVIL	6	32	36	2	2	0	0	0	-4
ADOPTION	11	40	25	26	21	3	2	8	15
ANCILLARY ADMINISTRATION	9	4	9	4	1	1	2	50	-5
SMALL ESTATES	0	19	19	0	0	0	0	0	0
DECEDENT ESTATES	182	73	69	186	52	23	111	60	4
OTHER	1	2	2	1	0	0	1	100	0
TOTALS FOR PERIOD	528	230	201	557	132	71	354	64	29

TENTH CIRCUIT									

ASHLEY COUNTY DIVISION 1									
GUARDIANSHIP	92	12	5	99	12	8	79	80	7
COMMITMENT-ALCOHOLIC	0	1	1	0	0	0	0	0	0
COMMITMENT-NARCOTICS	0	0	0	0	0	0	0	0	0
COMMITMENT-CIVIL	5	16	17	4	1	0	3	75	-1
ADOPTION	7	8	7	8	4	0	4	50	1
ANCILLARY ADMINISTRATION	0	0	0	0	0	0	0	0	0
SMALL ESTATES	0	6	5	0	0	0	0	0	0
DECEDENT ESTATES	46	24	13	57	23	2	32	56	11
OTHER	0	1	0	1	1	0	0	0	1
TOTALS FOR PERIOD	150	68	49	169	41	10	118	70	19

PROBATE CIRCUITS FROM 07/01/92 THROUGH 06/30/93

CIRCUIT AND COUNTY	CASES PENDING START	CASES FILED	CASES TERMINATED	CASES PENDING AT END	AGE OF ALL CASES PENDING			% OVER 2 YRS.	CHANGE IN CASES PENDING
					LESS 1 YR.	1-2 YRS.	OVER 2 YRS.		

ASHLEY COUNTY	DIVISION 2								
GUARDIANSHIP	70	17	5	82	16	11	55	67	12
COMMITMENT-ALCOHOLIC	1	0	1	0	0	0	0	0	-1
COMMITMENT-NARCOTICS	0	0	0	0	0	0	0	0	0
COMMITMENT-CIVIL	2	7	5	4	2	0	2	50	2
ADOPTION	4	5	3	1	1	0	0	0	-3
ANCILLARY ADMINISTRATION	0	0	0	0	0	0	0	0	0
SMALL ESTATES	0	6	6	0	0	0	0	0	0
DECEDENT ESTATES	40	22	12	50	22	5	23	46	10
OTHER	1	3	4	0	0	0	0	0	-1
TOTALS FOR PERIOD	118	60	41	137	41	16	80	58	19

ASHLEY COUNTY	DIVISION 3								
GUARDIANSHIP	0	0	0	0	0	0	0	0	0
COMMITMENT-ALCOHOLIC	0	0	0	0	0	0	0	0	0
COMMITMENT-NARCOTICS	0	0	0	0	0	0	0	0	0
COMMITMENT-CIVIL	0	2	2	0	0	0	0	0	0
ADOPTION	0	0	0	0	0	0	0	0	0
ANCILLARY ADMINISTRATION	0	0	0	0	0	0	0	0	0
SMALL ESTATES	0	0	0	0	0	0	0	0	0
DECEDENT ESTATES	0	0	0	0	0	0	0	0	0
OTHER	0	0	0	0	0	0	0	0	0
TOTALS FOR PERIOD	0	2	2	0	0	0	0	0	0

ASHLEY COUNTY	DIVISION 1								
GUARDIANSHIP	102	29	10	181	28	19	134	74	19
COMMITMENT-ALCOHOLIC	1	1	2	0	0	0	0	0	-1
COMMITMENT-NARCOTICS	0	0	0	0	0	0	0	0	0
COMMITMENT-CIVIL	7	25	24	8	3	0	5	63	1
ADOPTION	11	13	15	9	5	0	4	44	-2
ANCILLARY ADMINISTRATION	0	0	0	0	0	0	0	0	0
SMALL ESTATES	0	12	12	0	0	0	0	0	0
DECEDENT ESTATES	86	46	25	107	45	7	55	51	21
OTHER	1	4	4	1	1	0	0	0	0
TOTALS FOR PERIOD	268	130	92	306	82	26	198	65	38

BRADLEY COUNTY	DIVISION 1								
GUARDIANSHIP	42	8	2	48	6	1	41	55	6
COMMITMENT-ALCOHOLIC	0	0	0	0	0	0	0	0	0
COMMITMENT-NARCOTICS	0	0	0	0	0	0	0	0	0
COMMITMENT-CIVIL	2	1	1	2	0	0	2	100	0
ADOPTION	2	3	3	2	0	0	2	100	0
ANCILLARY ADMINISTRATION	0	1	0	1	0	0	0	0	1
SMALL ESTATES	0	2	2	0	0	0	0	0	0
DECEDENT ESTATES	26	14	8	32	11	2	19	59	6
OTHER	0	0	0	0	0	0	0	0	0
TOTALS FOR PERIOD	72	29	16	85	13	3	64	75	13

PROBATE CIRCUITS FROM 07/01/92 THROUGH 06/30/93

CIRCUIT AND COUNTY	CASES PENDING START	CASES FILED	CASES TERMINATED	CASES PENDING AT END	AGE LESS 1 YR.	AGE OF ALL CASES PENDING 1-2 YRS.	AGE OF ALL CASES PENDING OVER 2 YRS.	% OVER 2 YRS.	CHANGE IN CASES PENDING

BRADLEY COUNTY	DIVISION 2								
GUARDIANSHIP	42	7	1	48	6	6	36	75	6
COMMITMENT-ALCOHOLIC	1	0	0	1	0	0	1	100	0
COMMITMENT-NARCOTICS	0	0	0	0	0	0	0	0	0
COMMITMENT-CIVIL	2	4	4	2	0	0	2	100	0
ADOPTION	2	4	3	3	2	0	1	33	1
ANCILLARY ADMINISTRATION	1	3	2	2	1	0	1	50	1
SMALL ESTATES	0	2	2	0	0	0	0	0	0
DECEDENT ESTATES	25	13	7	31	9	7	15	48	0
OTHER	0	0	0	0	0	0	0	0	0
TOTALS FOR PERIOD	73	33	19	57	18	13	56	64	14

BRADLEY COUNTY	DIVISION 3								
GUARDIANSHIP	0	0	0	0	0	0	0	0	0
COMMITMENT-ALCOHOLIC	0	0	0	0	0	0	0	0	0
COMMITMENT-NARCOTICS	0	0	0	0	0	0	0	0	0
COMMITMENT-CIVIL	0	0	0	0	0	0	0	0	0
ADOPTION	0	0	0	0	0	0	0	0	0
ANCILLARY ADMINISTRATION	0	0	0	0	0	0	0	0	0
SMALL ESTATES	0	0	0	0	0	0	0	0	0
DECEDENT ESTATES	0	0	0	0	0	0	0	0	0
OTHER	0	0	0	0	0	0	0	0	0
TOTALS FOR PERIOD	0	0	0	0	0	0	0	0	0

BRADLEY COUNTY	DIVISION 1								
GUARDIANSHIP	84	15	3	96	12	7	77	80	12
COMMITMENT-ALCOHOLIC	1	0	0	1	0	0	1	100	0
COMMITMENT-NARCOTICS	0	0	0	0	0	0	0	0	0
COMMITMENT-CIVIL	4	5	5	4	0	0	4	100	0
ADOPTION	4	7	6	5	2	0	3	60	1
ANCILLARY ADMINISTRATION	1	4	2	3	2	0	1	33	2
SMALL ESTATES	0	4	4	0	0	0	0	0	0
DECEDENT ESTATES	51	27	15	63	20	9	34	54	12
OTHER	0	0	0	0	0	0	0	0	0
TOTALS FOR PERIOD	145	62	35	172	36	16	120	70	27

CHICOT COUNTY	DIVISION 1								
GUARDIANSHIP	46	14	0	60	13	6	41	63	14
COMMITMENT-ALCOHOLIC	1	0	0	1	0	1	0	0	0
COMMITMENT-NARCOTICS	0	1	0	1	1	0	0	0	1
COMMITMENT-CIVIL	5	10	10	5	2	2	1	20	0
ADOPTION	5	3	4	4	2	0	2	50	-1
ANCILLARY ADMINISTRATION	3	1	1	3	0	0	3	100	0
SMALL ESTATES	0	4	4	0	0	0	0	0	0
DECEDENT ESTATES	40	15	11	44	13	6	25	57	4
OTHER	0	1	0	1	1	0	0	0	1
TOTALS FOR PERIOD	100	49	30	119	32	15	72	61	19

PRCBATE CIRCUITS FROM 07/01/92 THROUGH 06/30/93

CIRCUIT AND COUNTY	CASES FENDING START	CASES FILED	CASES TERMINATED	CASES PENDING AT END	AGE OF ALL CASES FENDING			% OVER 2 YRS.	CHANGE IN CASES PENDING
					LESS 1 YR.	1-2 YRS.	OVER 2 YRS.		

CHICOT COUNTY	DIVISION 2								
GUARDIANSHIP	47	9	2	54	9	9	37	69	7
COMMITMENT-ALCOHOLIC	0	1	0	1	1	0	0	0	1
COMMITMENT-NARCOTICS	0	0	0	0	0	0	0	0	0
COMMITMENT-CIVIL	0	0	0	0	0	0	0	0	0
ADOPTION	2	4	5	1	1	0	0	0	-1
ANCILLARY ADMINISTRATION	6	5	1	10	5	2	3	30	4
SMALL ESTATES	0	5	5	0	0	0	0	0	0
DECEDENT ESTATES	25	12	8	29	7	8	14	48	4
OTHER	1	0	1	0	0	0	0	0	-1
TOTALS FOR PERIOD	21	36	22	95	22	19	54	57	14

CHICOT COUNTY	DIVISION 3								
GUARDIANSHIP	0	0	0	0	0	0	0	0	0
COMMITMENT-ALCOHOLIC	0	0	0	0	0	0	0	0	0
COMMITMENT-NARCOTICS	0	0	0	0	0	0	0	0	0
COMMITMENT-CIVIL	0	0	0	0	0	0	0	0	0
ADOPTION	0	0	0	0	0	0	0	0	0
ANCILLARY ADMINISTRATION	0	0	0	0	0	0	0	0	0
SMALL ESTATES	0	0	0	0	0	0	0	0	0
DECEDENT ESTATES	0	0	0	0	0	0	0	0	0
OTHER	0	0	0	0	0	0	0	0	0
TOTALS FOR PERIOD	0	0	0	0	0	0	0	0	0

CHICOT COUNTY	DIVISION 1								
GUARDIANSHIP	93	23	2	114	21	15	78	68	21
COMMITMENT-ALCOHOLIC	1	1	0	2	1	1	0	0	1
COMMITMENT-NARCOTICS	0	1	0	1	1	0	0	0	1
COMMITMENT-CIVIL	5	10	10	5	2	2	1	20	0
ADOPTION	7	7	0	5	3	0	2	40	-2
ANCILLARY ADMINISTRATION	9	6	2	17	5	2	6	46	4
SMALL ESTATES	0	9	9	0	0	0	0	0	0
DECEDENT ESTATES	65	27	10	72	20	14	39	53	8
OTHER	1	1	1	1	1	0	0	0	0
TOTALS FOR PERIOD	181	35	52	214	54	34	126	59	33

DESHA COUNTY	DIVISION 1								
GUARDIANSHIP	63	7	2	68	7	8	53	78	5
COMMITMENT-ALCOHOLIC	6	1	1	6	0	1	5	83	0
COMMITMENT-NARCOTICS	0	0	0	0	0	0	0	0	0
COMMITMENT-CIVIL	8	5	3	10	2	1	7	70	2
ADOPTION	5	9	7	7	5	0	2	29	2
ANCILLARY ADMINISTRATION	1	0	0	1	0	0	1	100	0
SMALL ESTATES	0	8	8	0	0	0	0	0	0
DECEDENT ESTATES	45	10	13	42	8	2	32	76	-3
OTHER	0	2	2	0	0	0	0	0	0
TOTALS FOR PERIOD	122	42	36	134	22	12	100	75	6

PROBATE CIRCUITS FROM C7/01/92 THRU 06/30/93

CIRCUIT AND COUNTY	CASES PENDING START	CASES FILED	CASES TERMINATED	CASES PENDING AT END	AGE LESS 1 YR.	OF ALL CASES PENDING 1-2 YRS.	2 YRS.	% OVER 2 YRS.	CHANGE IN CASES PENDING

DESHA COUNTY	DIVISION 2								
GUARDIANSHIP	43	12	2	53	11	5	37	70	10
COMMITMENT-ALCOHOLIC	5	2	4	3	1	2	0	0	-2
COMMITMENT-NARCOTICS	0	2	0	2	2	0	0	0	2
COMMITMENT-CIVIL	7	8	5	10	3	1	6	60	3
ADOPTION	7	5	3	4	3	0	1	25	-3
ANCILLARY ADMINISTRATION	2	1	1	2	1	1	0	0	0
SMALL ESTATES	0	11	11	0	0	0	0	0	0
DECEASED ESTATES	50	12	10	52	10	10	32	62	2
OTHER	0	0	0	0	0	0	0	0	0
TOTALS FOR PERIOD	114	53	41	126	31	19	76	60	12

DESHA COUNTY	DIVISION 3								
GUARDIANSHIP	0	0	0	0	0	0	0	0	0
COMMITMENT-ALCOHOLIC	0	0	0	0	0	0	0	0	0
COMMITMENT-NARCOTICS	0	0	0	0	0	0	0	0	0
COMMITMENT-CIVIL	0	0	0	0	0	0	0	0	0
ADOPTION	0	0	0	0	0	0	0	0	0
ANCILLARY ADMINISTRATION	0	0	0	0	0	0	0	0	0
SMALL ESTATES	0	0	0	0	0	0	0	0	0
DECEASED ESTATES	0	0	0	0	0	0	0	0	0
OTHER	0	0	0	0	0	0	0	0	0
TOTALS FOR PERIOD	0	0	0	0	0	0	0	0	0

DESHA COUNTY	DIVISION 1								
GUARDIANSHIP	106	19	4	121	18	13	90	74	15
COMMITMENT-ALCOHOLIC	11	3	5	9	1	3	5	56	-2
COMMITMENT-NARCOTICS	0	2	0	2	2	0	0	0	2
COMMITMENT-CIVIL	15	13	3	20	5	2	13	65	5
ADOPTION	12	14	15	11	3	0	3	27	-1
ANCILLARY ADMINISTRATION	3	1	1	3	1	1	1	33	0
SMALL ESTATES	0	19	19	0	0	0	0	0	0
DECEASED ESTATES	95	22	23	94	18	12	64	68	-1
OTHER	0	2	2	0	0	0	0	0	0
TOTALS FOR PERIOD	242	95	77	260	53	31	176	68	18

DREW COUNTY	DIVISION 1								
GUARDIANSHIP	36	9	3	42	7	7	28	67	6
COMMITMENT-ALCOHOLIC	1	2	1	2	1	0	1	50	1
COMMITMENT-NARCOTICS	0	0	0	0	0	0	0	0	0
COMMITMENT-CIVIL	1	2	1	2	1	1	0	0	1
ADOPTION	3	4	0	1	1	0	0	0	-2
ANCILLARY ADMINISTRATION	3	2	2	3	1	0	2	67	0
SMALL ESTATES	0	7	7	0	0	0	0	0	0
DECEASED ESTATES	45	11	10	46	11	3	27	59	1
OTHER	0	2	2	0	0	0	0	0	0
TOTALS FOR PERIOD	89	39	32	96	22	16	58	60	7

PROBATE CIRCUITS FROM 07/01/92 THRU 06/30/93

CIRCUIT AND COUNTY	CASES PENDING START	CASES FILED	CASES TERMINATED	CASES PENDING AT END	AGE OF ALL CASES PENDING LESS 1 YR.	1-2 YRS.	OVER 2 YRS.	% OVER 2 YRS.	CHANGE IN CASES PENDING

DREW COUNTY	DIVISION 2								
GUARDIANSHIP	50	7	1	56	6	4	46	82	6
COMMITMENT-ALCOHOLIC	0	0	0	0	0	0	0	0	0
COMMITMENT-NARCOTICS	0	0	0	0	0	0	0	0	0
COMMITMENT-CIVIL	5	0	0	5	0	2	3	60	0
ADOPTION	3	8	6	5	3	0	2	40	2
ANCILLARY ADMINISTRATION	4	0	1	3	0	0	3	100	-1
SMALL ESTATES	0	9	9	0	0	0	0	0	0
DECEDENT ESTATES	50	17	14	53	13	9	31	58	3
OTHER	0	0	0	0	0	0	0	0	0
TOTALS FOR PERIOD	112	41	31	122	22	15	85	70	10

DREW COUNTY	DIVISION 3								
GUARDIANSHIP	1	0	0	1	0	0	1	100	0
COMMITMENT-ALCOHOLIC	0	0	0	0	0	0	0	0	0
COMMITMENT-NARCOTICS	0	0	0	0	0	0	0	0	0
COMMITMENT-CIVIL	0	0	0	0	0	0	0	0	0
ADOPTION	0	0	0	0	0	0	0	0	0
ANCILLARY ADMINISTRATION	0	0	0	0	0	0	0	0	0
SMALL ESTATES	0	0	0	0	0	0	0	0	0
DECEDENT ESTATES	0	0	0	0	0	0	0	0	0
OTHER	0	0	0	0	0	0	0	0	0
TOTALS FOR PERIOD	1	0	0	1	0	0	1	100	0

DREW COUNTY									
GUARDIANSHIP	87	16	4	99	13	11	75	76	12
COMMITMENT-ALCOHOLIC	1	2	1	2	1	0	1	50	1
COMMITMENT-NARCOTICS	0	0	0	0	0	0	0	0	0
COMMITMENT-CIVIL	5	2	1	7	1	3	3	43	1
ADOPTION	0	12	12	0	4	0	2	33	0
ANCILLARY ADMINISTRATION	7	2	3	6	1	0	5	83	-1
SMALL ESTATES	0	16	16	0	0	0	0	0	0
DECEDENT ESTATES	95	28	24	99	24	17	58	59	4
OTHER	0	2	2	0	0	0	0	0	0
TOTALS FOR PERIOD	202	80	63	219	44	31	144	66	17

TENTH CIRCUIT									
GUARDIANSHIP	532	102	23	611	92	65	454	74	79
COMMITMENT-ALCOHOLIC	15	7	3	14	3	4	7	50	-1
COMMITMENT-NARCOTICS	0	3	0	3	3	0	0	0	3
COMMITMENT-CIVIL	37	55	43	44	11	7	26	59	7
ADOPTION	40	53	57	36	22	0	14	39	-4
ANCILLARY ADMINISTRATION	20	13	3	25	9	3	13	52	5
SMALL ESTATES	0	60	60	0	0	0	0	0	0
DECEDENT ESTATES	392	150	106	436	127	59	250	57	44
OTHER	2	0	0	2	2	0	0	0	0
TOTALS FOR PERIOD	1038	452	319	1171	269	138	764	65	133

PCRBATE CIRCUITS FROM C7/01/92 THRLGLH 06/30/93

CIRCUIT AND COUNTY	CASES PENDING START	CASES FILED	CASES TERMINATED	CASES PENDING AT END	AGE OF ALL CASES LESS 1 YR.	1-2 YRS.	FENDING COVER 2 YRS.	% OVER 2 YRS.	CHANGE IN CASES PENDING

ELEVENTH CIRCUIT EAST									

ARKANSAS COUNTY									
GUARDIANSHIP	103	24	11	116	23	17	76	66	13
COMMITMENT-ALCOHOLIC	2	5	5	2	1	C	1	50	C
COMMITMENT-NARCOTICS	1	1	0	2	1	1	0	C	1
COMMITMENT-CIVIL	6	8	4	10	5	1	4	40	4
ADOPTION	5	12	11	6	4	1	1	17	1
ANCILLARY ADMINISTRATION	3	0	0	3	0	C	3	100	C
SMALL ESTATES	C	15	15	0	C	C	0	C	C
DECEDENT ESTATES	178	75	41	212	62	44	106	50	34
OTHER	C	3	3	0	C	C	0	C	C
TOTALS FOR PERIOD	298	143	90	351	96	64	191	54	53

ELEVENTH CIRCUIT EAST									

GUARDIANSHIP	103	24	11	116	23	17	76	66	13
COMMITMENT-ALCOHOLIC	2	5	5	2	1	C	1	50	C
COMMITMENT-NARCOTICS	1	1	0	2	1	1	0	C	1
COMMITMENT-CIVIL	6	8	4	10	5	1	4	40	4
ADOPTION	5	12	11	6	4	1	1	17	1
ANCILLARY ADMINISTRATION	3	C	C	3	0	C	3	100	C
SMALL ESTATES	C	15	15	0	C	C	0	C	C
DECEDENT ESTATES	178	75	41	212	62	44	106	50	34
OTHER	C	3	3	0	C	C	0	C	C
TOTALS FOR PERIOD	298	143	90	351	96	64	191	54	53

ELEVENTH CIRCUIT WEST									

JEFFERSON COUNTY DIVISION 1									
GUARDIANSHIP	177	35	31	181	26	26	129	71	4
COMMITMENT-ALCOHOLIC	1	10	11	0	C	0	0	C	-1
COMMITMENT-NARCOTICS	C	4	4	0	0	C	0	C	C
COMMITMENT-CIVIL	C	44	44	0	C	C	0	C	0
ADOPTION	12	11	14	9	5	C	4	44	-3
ANCILLARY ADMINISTRATION	0	C	C	0	0	C	0	C	C
SMALL ESTATES	0	27	27	0	0	C	0	C	C
DECEDENT ESTATES	115	56	62	109	46	18	45	41	-6
OTHER	3	1	1	3	C	C	3	100	C
TOTALS FOR PERIOD	308	188	194	302	77	44	181	60	-6

PROBATE CIRCUITS FROM 07/01/92 THRU 06/30/93

CIRCUIT AND COUNTY	CASES PENDING START	CASES FILED	CASES TERMINATED	CASES PENDING AT END	AGE OF ALL CASES PENDING			% OVER 2 YRS.	CHANGE IN CASES PENDING
					LESS 1 YR.	1-2 YRS.	OVER 2 YRS.		

JEFFERSON COUNTY	DIVISION 2								
GUARDIANSHIP	156	37	26	167	35	26	106	63	11
COMMITMENT-ALCOHOLIC	2	10	12	0	0	0	0	0	-2
COMMITMENT-NARCOTICS	0	3	3	0	0	0	0	0	0
COMMITMENT-CIVIL	1	44	45	0	0	0	0	0	-1
ADOPTION	8	9	9	8	5	0	3	38	0
ANCILLARY ADMINISTRATION	2	0	2	0	0	0	0	0	-2
SMALL ESTATES	0	13	13	0	0	0	0	0	0
DECEDENT ESTATES	148	59	80	127	45	30	52	41	-21
OTHER	2	0	1	1	0	0	1	100	-1
TOTALS FOR PERIOD	319	175	191	303	85	56	162	53	-16

JEFFERSON COUNTY	DIVISION 3								
GUARDIANSHIP	94	20	15	105	21	15	69	66	11
COMMITMENT-ALCOHOLIC	0	6	4	2	2	0	0	0	2
COMMITMENT-NARCOTICS	0	1	1	0	0	0	0	0	0
COMMITMENT-CIVIL	0	21	21	0	0	0	0	0	0
ADOPTION	2	5	2	5	4	1	0	0	3
ANCILLARY ADMINISTRATION	0	1	1	0	0	0	0	0	0
SMALL ESTATES	0	7	7	0	0	0	0	0	0
DECEDENT ESTATES	56	23	24	55	20	9	26	47	-1
OTHER	0	0	0	0	0	0	0	0	0
TOTALS FOR PERIOD	152	90	75	167	47	25	95	57	15

JEFFERSON COUNTY	DIVISION 4								
GUARDIANSHIP	0	0	0	0	0	0	0	0	0
COMMITMENT-ALCOHOLIC	0	0	0	0	0	0	0	0	0
COMMITMENT-NARCOTICS	0	0	0	0	0	0	0	0	0
COMMITMENT-CIVIL	0	0	0	0	0	0	0	0	0
ADOPTION	0	0	0	0	0	0	0	0	0
ANCILLARY ADMINISTRATION	0	0	0	0	0	0	0	0	0
SMALL ESTATES	0	0	0	0	0	0	0	0	0
DECEDENT ESTATES	0	0	0	0	0	0	0	0	0
OTHER	0	0	0	0	0	0	0	0	0
TOTALS FOR PERIOD	0	0	0	0	0	0	0	0	0

JEFFERSON COUNTY	DIVISION 5								
GUARDIANSHIP	427	92	72	453	82	67	304	67	26
COMMITMENT-ALCOHOLIC	3	24	27	2	2	0	0	0	-1
COMMITMENT-NARCOTICS	0	8	8	0	0	0	0	0	0
COMMITMENT-CIVIL	1	109	110	0	0	0	0	0	-1
ADOPTION	22	25	25	22	14	1	7	32	0
ANCILLARY ADMINISTRATION	2	1	3	0	0	0	0	0	-2
SMALL ESTATES	0	47	47	0	0	0	0	0	0
DECEDENT ESTATES	319	138	166	291	111	57	123	42	-28
OTHER	5	1	2	4	3	0	4	100	-1
TOTALS FOR PERIOD	779	453	460	772	209	125	438	57	-7

PROBATE CIRCUITS FROM 07/01/92 THROUGH 06/30/93

CIRCUIT AND COUNTY	CASES PENDING START	CASES FILED	CASES TERMINATED	CASES PENDING AT END	AGE OF ALL CASES PENDING			% OVER 2 YRS.	CHANGE IN CASES PENDING
					LESS 1 YR.	1-2 YRS.	OVER 2 YRS.		

LINCOLN COUNTY	DIVISION 1								
GUARDIANSHIP	9	1	0	10	1	0	9	90	1
COMMITMENT-ALCOHOLIC	0	0	0	0	0	0	0	0	0
COMMITMENT-NARCOTICS	0	0	0	0	0	0	0	0	0
COMMITMENT-CIVIL	0	1	1	0	0	0	0	0	0
ADOPTION	0	2	1	1	1	0	0	0	1
ANCILLARY ADMINISTRATION	2	0	0	2	0	2	0	0	0
SMALL ESTATES	0	6	6	0	0	0	0	0	0
DECEASED ESTATES	14	9	3	20	2	4	8	40	6
OTHER	0	0	0	0	0	0	0	0	0
TOTALS FOR PERIOD	25	19	11	33	10	6	17	52	8

LINCOLN COUNTY	DIVISION 2								
GUARDIANSHIP	11	7	4	14	7	2	5	36	3
COMMITMENT-ALCOHOLIC	0	0	0	0	0	0	0	0	0
COMMITMENT-NARCOTICS	0	0	0	0	0	0	0	0	0
COMMITMENT-CIVIL	0	0	0	0	0	0	0	0	0
ADOPTION	0	2	1	1	1	0	0	0	1
ANCILLARY ADMINISTRATION	1	0	0	1	0	0	1	100	0
SMALL ESTATES	0	5	5	0	0	0	0	0	0
DECEASED ESTATES	14	7	5	16	5	6	5	31	2
OTHER	1	1	0	2	1	0	1	50	1
TOTALS FOR PERIOD	27	22	15	34	14	8	12	35	7

LINCOLN COUNTY	DIVISION 3								
GUARDIANSHIP	6	3	0	9	3	0	6	67	3
COMMITMENT-ALCOHOLIC	0	0	0	0	0	0	0	0	0
COMMITMENT-NARCOTICS	0	0	0	0	0	0	0	0	0
COMMITMENT-CIVIL	0	0	0	0	0	0	0	0	0
ADOPTION	0	1	0	1	1	0	0	0	1
ANCILLARY ADMINISTRATION	0	0	0	0	0	0	0	0	0
SMALL ESTATES	0	2	2	0	0	0	0	0	0
DECEASED ESTATES	6	3	2	7	3	2	2	29	1
OTHER	0	0	0	0	0	0	0	0	0
TOTALS FOR PERIOD	12	9	4	17	7	2	8	47	5

LINCOLN COUNTY	DIVISION 4								
GUARDIANSHIP	3	0	0	3	0	3	0	0	0
COMMITMENT-ALCOHOLIC	0	0	0	0	0	0	0	0	0
COMMITMENT-NARCOTICS	0	0	0	0	0	0	0	0	0
COMMITMENT-CIVIL	0	0	0	0	0	0	0	0	0
ADOPTION	0	0	0	0	0	0	0	0	0
ANCILLARY ADMINISTRATION	0	0	0	0	0	0	0	0	0
SMALL ESTATES	0	0	0	0	0	0	0	0	0
DECEASED ESTATES	0	0	0	0	0	0	0	0	0
OTHER	0	0	0	0	0	0	0	0	0
TOTALS FOR PERIOD	3	0	0	3	0	3	0	0	0

PRGBATE CIRCUITS FROM C7/01/92 THRLGLH 06/30/93

CIRCUIT AND COUNTY	CASES PENDING START	CASES FILED	CASES TERMI-NATED	CASES PENDING AT END	AGE OF ALL CASES LESS 1 YR.	1-2 YRS.	PENDING OVER 2 YRS.	% OVER 2 YRS.	CHANGE IN CASES PENDING

LINCOLN COUNTY									
GUARDIANSHIP	29	11	4	36	11	5	20	56	7
COMMITMENT-ALCOHCLIC	0	0	0	0	0	0	0	0	0
COMMITMENT-NARCOTICS	0	0	0	0	0	0	0	0	0
COMMITMENT-CIVIL	0	1	1	0	0	0	0	0	0
ADOPTION	0	5	2	3	3	0	0	0	3
ANCILLARY ADMINISTRATION	3	0	0	3	0	2	1	33	0
SMALL ESTATES	0	13	13	0	0	0	0	0	0
DECEDENT ESTATES	34	19	10	43	16	12	15	35	9
OTHER	1	1	0	2	1	0	1	50	1
TOTALS FOR PERIOD	67	50	30	87	31	19	37	43	20

ELEVENTH CIRCUIT WEST									
GUARDIANSHIP	456	109	76	489	93	72	324	66	33
COMMITMENT-ALCOHCLIC	3	26	27	2	2	0	0	0	-1
COMMITMENT-NARCOTICS	0	8	3	0	0	0	0	0	0
COMMITMENT-CIVIL	1	110	111	0	0	0	0	0	-1
ADOPITION	22	30	27	25	17	1	7	28	3
ANCILLARY ADMINISTRATION	5	1	3	3	0	2	1	33	-2
SMALL ESTATES	0	60	60	0	0	0	0	0	0
DECEDENT ESTATES	353	157	176	334	127	69	138	41	-19
OTHER	6	2	2	6	1	0	5	83	0
TOTALS FOR PERIOD	846	503	490	859	240	144	475	55	13

TWELFTH CIRCUIT									

CRAWFORD COUNTY DIVISION 1									
GUARDIANSHIP	103	20	22	101	15	14	72	71	-2
COMMITMENT-ALCOHCLIC	0	4	3	1	1	0	0	0	1
COMMITMENT-NARCOTICS	0	0	0	0	0	0	0	0	0
COMMITMENT-CIVIL	0	5	5	0	0	0	0	0	0
ADOPTION	5	9	11	3	3	0	0	0	-2
ANCILLARY ADMINISTRATION	0	0	0	0	0	0	0	0	0
SMALL ESTATES	0	4	4	0	0	0	0	0	0
DECEDENT ESTATES	30	15	15	30	14	5	11	37	0
OTHER	0	0	0	0	0	0	0	0	0
TOTALS FOR PERIOD	138	57	60	135	33	19	83	61	-3

PROBATE CIRCUITS FROM 07/01/92 THRU 06/30/93

CIRCUIT AND COUNTY	CASES PENDING START	CASES FILED	CASES TERMINATED	CASES PENDING AT END	AGE OF ALL CASES PENDING			% OVER 2 YRS.	CHANGE IN CASES PENDING
					LESS 1 YR.	1-2 YRS.	OVER 2 YRS.		

CRAWFORD COUNTY	DIVISION 2								
GUARDIANSHIP	112	19	5	126	16	10	100	79	14
COMMITMENT-ALCOHOLIC	0	1	1	0	0	0	0	0	0
COMMITMENT-NARCOTICS	0	0	0	0	0	0	0	0	0
COMMITMENT-CIVIL	0	6	6	0	0	0	0	0	0
ADOPTION	10	13	14	9	6	2	1	11	-1
ANCILLARY ADMINISTRATION	2	0	2	0	0	0	0	0	-2
SMALL ESTATES	0	4	4	0	0	0	0	0	0
DECEASED ESTATES	30	10	6	34	9	5	20	59	4
OTHER	0	3	3	0	0	0	0	0	0
TOTALS FOR PERIOD	154	56	41	169	31	17	121	72	15

CRAWFORD COUNTY	DIVISION 3								
GUARDIANSHIP	7	18	2	23	17	5	1	4	16
COMMITMENT-ALCOHOLIC	0	3	3	0	0	0	0	0	0
COMMITMENT-NARCOTICS	0	0	0	0	0	0	0	0	0
COMMITMENT-CIVIL	0	5	5	0	0	0	0	0	0
ADOPTION	2	10	9	3	2	1	0	0	1
ANCILLARY ADMINISTRATION	0	0	0	0	0	0	0	0	0
SMALL ESTATES	0	3	3	0	0	0	0	0	0
DECEASED ESTATES	11	12	4	19	10	9	0	0	8
OTHER	0	1	1	0	0	0	0	0	0
TOTALS FOR PERIOD	20	52	27	45	29	15	1	2	25

CRAWFORD COUNTY	DIVISION 4								
GUARDIANSHIP	1	8	1	8	7	1	0	0	7
COMMITMENT-ALCOHOLIC	0	1	1	0	0	0	0	0	0
COMMITMENT-NARCOTICS	0	0	0	0	0	0	0	0	0
COMMITMENT-CIVIL	0	1	1	0	0	0	0	0	0
ADOPTION	3	2	6	5	5	0	0	0	2
ANCILLARY ADMINISTRATION	0	0	0	0	0	0	0	0	0
SMALL ESTATES	0	2	2	0	0	0	0	0	0
DECEASED ESTATES	5	4	3	6	4	2	0	0	1
OTHER	0	0	0	0	0	0	0	0	0
TOTALS FOR PERIOD	9	24	14	19	16	3	0	0	10

CRAWFORD COUNTY	DIVISION 5								
GUARDIANSHIP	223	65	30	258	55	30	173	67	35
COMMITMENT-ALCOHOLIC	0	9	8	1	1	0	0	0	1
COMMITMENT-NARCOTICS	0	0	0	0	0	0	0	0	0
COMMITMENT-CIVIL	0	17	17	0	0	0	0	0	0
ADOPTION	20	40	40	20	16	3	1	5	0
ANCILLARY ADMINISTRATION	2	0	2	0	0	0	0	0	-2
SMALL ESTATES	0	13	13	0	0	0	0	0	0
DECEASED ESTATES	76	41	28	89	37	21	31	35	13
OTHER	0	4	4	0	0	0	0	0	0
TOTALS FOR PERIOD	321	139	142	368	109	54	205	50	47

PROBATE CIRCUITS FROM 07/01/92 THROUGH 06/30/93

CIRCUIT AND COUNTY	CASES PENDING START	CASES FILED	CASES TERMINATED	CASES PENDING AT ENC	AGE OF ALL CASES LESS 1 YR.	AGE OF ALL CASES 1-2 YRS.	AGE OF ALL CASES PENDING OVER 2 YRS.	% OVER 2 YRS.	CHANGE IN CASES PENDING

SEBASTIAN COUNTY	DIVISION 1								
GUARDIANSHIP	195	42	19	224	40	26	158	71	29
COMMITMENT-ALCOHOLIC	0	0	0	0	0	0	0	0	0
COMMITMENT-NARCOTICS	0	0	0	0	0	0	0	0	0
COMMITMENT-CIVIL	0	23	21	2	2	0	0	0	2
ADOPTION	12	22	21	13	5	4	1	8	1
ANCILLARY ADMINISTRATION	6	0	1	5	0	2	3	60	-1
SMALL ESTATES	0	25	25	0	0	0	0	0	0
DECEDENT ESTATES	91	51	41	101	47	15	39	39	10
OTHER	0	0	0	0	0	0	0	0	0
TOTALS FOR PERIOD	304	169	128	345	97	47	201	58	41

SEBASTIAN COUNTY	DIVISION 2								
GUARDIANSHIP	251	40	15	276	37	29	210	76	25
COMMITMENT-ALCOHOLIC	0	2	2	0	0	0	0	0	0
COMMITMENT-NARCOTICS	0	0	0	0	0	0	0	0	0
COMMITMENT-CIVIL	2	22	24	0	0	0	0	0	-2
ADOPTION	16	30	33	13	10	1	2	15	-3
ANCILLARY ADMINISTRATION	2	0	0	2	0	0	2	100	0
SMALL ESTATES	0	17	17	0	0	0	0	0	0
DECEDENT ESTATES	103	54	36	121	43	26	52	43	18
OTHER	0	1	0	1	0	1	0	0	1
TOTALS FOR PERIOD	374	166	127	413	90	57	266	64	39

SEBASTIAN COUNTY	DIVISION 3								
GUARDIANSHIP	91	41	4	125	39	24	66	52	37
COMMITMENT-ALCOHOLIC	1	5	4	2	1	0	1	50	1
COMMITMENT-NARCOTICS	0	0	0	0	0	0	0	0	0
COMMITMENT-CIVIL	7	15	13	7	3	6	0	0	2
ADOPTION	8	25	17	16	12	3	1	6	8
ANCILLARY ADMINISTRATION	0	1	1	0	0	0	0	0	0
SMALL ESTATES	0	19	19	0	0	0	0	0	0
DECEDENT ESTATES	54	54	30	78	49	17	12	15	24
OTHER	0	0	0	0	0	0	0	0	0
TOTALS FOR PERIOD	161	160	82	233	103	50	80	34	72

SEBASTIAN COUNTY	DIVISION 4								
GUARDIANSHIP	8	12	3	17	11	6	0	0	9
COMMITMENT-ALCOHOLIC	0	0	0	0	0	0	0	0	0
COMMITMENT-NARCOTICS	0	2	2	0	0	0	0	0	0
COMMITMENT-CIVIL	1	5	5	1	0	1	0	0	0
ADOPTION	2	8	7	3	2	1	0	0	1
ANCILLARY ADMINISTRATION	0	0	0	0	0	0	0	0	0
SMALL ESTATES	0	9	9	0	0	0	0	0	0
DECEDENT ESTATES	15	13	11	17	9	5	0	0	2
OTHER	0	0	0	0	0	0	0	0	0
TOTALS FOR PERIOD	26	49	37	38	22	16	0	0	12

PROBATE CIRCUITS FROM 07/01/92 THROUGH 06/30/93

CIRCUIT AND COUNTY	CASES PENDING START	CASES FILED	CASES TERMINATED	CASES PENDING AT END	AGE OF ALL CASES LESS 1 YR.	1-2 YRS.	2 YRS.	% OVER 2 YRS.	CHANGE IN CASES PENDING

SEBASTIAN COUNTY									
GUARDIANSHIP	545	141	41	645	126	35	434	67	100
COMMITMENT-ALCOHOLIC	1	7	6	2	1	0	1	50	1
COMMITMENT-NARCOTICS	0	2	2	0	0	0	0	0	0
COMMITMENT-CIVIL	10	65	63	12	5	7	0	0	2
ADOPTION	38	95	78	45	32	9	4	9	7
ANCILLARY ADMINISTRATION	8	1	2	7	0	2	5	71	-1
SMALL ESTATES	0	70	70	0	0	0	0	0	0
DECEDENT ESTATES	263	172	118	317	148	66	103	32	54
OTHER	0	1	0	1	0	1	0	0	1
TOTALS FOR PERIOD	865	544	380	1029	312	170	547	53	164

TWELFTH CIRCUIT									
GUARDIANSHIP	768	206	71	905	151	115	607	67	135
COMMITMENT-ALCOHOLIC	1	16	14	3	2	0	1	33	2
COMMITMENT-NARCOTICS	0	2	2	0	0	0	0	0	0
COMMITMENT-CIVIL	10	82	80	12	5	7	0	0	2
ADOPTION	58	125	118	65	48	12	5	8	7
ANCILLARY ADMINISTRATION	10	1	4	7	0	2	5	71	-3
SMALL ESTATES	0	83	83	0	0	0	0	0	0
DECEDENT ESTATES	339	213	146	406	185	87	134	33	67
OTHER	0	5	4	1	0	1	0	0	1
TOTALS FOR PERIOD	1186	733	522	1397	421	224	752	54	211

THIRTEENTH CIRCUIT									

CALHOUN COUNTY									
GUARDIANSHIP	19	7	0	26	7	6	13	50	7
COMMITMENT-ALCOHOLIC	2	1	1	2	1	1	0	0	0
COMMITMENT-NARCOTICS	0	0	0	0	0	0	0	0	0
COMMITMENT-CIVIL	1	2	0	3	2	0	1	33	2
ADOPTION	4	3	2	5	2	0	3	60	1
ANCILLARY ADMINISTRATION	0	0	0	0	0	0	0	0	0
SMALL ESTATES	0	3	3	0	0	0	0	0	0
DECEDENT ESTATES	20	12	8	24	8	4	12	50	4
OTHER	0	0	0	0	0	0	0	0	0
TOTALS FOR PERIOD	45	28	14	60	20	11	29	48	14

PROBATE CIRCUITS FROM 07/01/92 THROUGH 06/30/93

CIRCUIT AND COUNTY	CASES PENDING START	CASES FILED	CASES TERMINATED	CASES PENDING AT END	AGE OF ALL CASES PENDING			% OVER 2 YRS.	CHANGE IN CASES PENDING
					LESS 1 YR.	1-2 YRS.	OVER 2 YRS.		

CLEVELAND COUNTY									
GUARDIANSHIP	23	6	2	27	4	4	19	70	4
COMMITMENT-ALCOHOLIC	3	0	1	2	0	2	0	0	-1
COMMITMENT-NARCOTICS	0	0	0	0	0	0	0	0	0
COMMITMENT-CIVIL	0	4	1	3	3	0	0	0	3
ADOPTION	5	4	2	7	3	1	3	43	2
ANCILLARY ADMINISTRATION	2	2	0	4	2	0	2	50	2
SMALL ESTATES	0	0	0	0	0	0	0	0	0
DECEDENT ESTATES	33	9	4	38	7	5	26	68	5
OTHER	2	0	0	2	0	0	2	100	0
TOTALS FOR PERIOD	68	25	10	83	19	12	52	63	15

COLUMBIA COUNTY									
GUARDIANSHIP	163	41	6	198	37	22	139	70	35
COMMITMENT-ALCOHOLIC	4	1	2	3	0	0	3	100	-1
COMMITMENT-NARCOTICS	1	0	0	1	0	0	1	100	0
COMMITMENT-CIVIL	18	16	13	21	4	0	17	81	3
ADOPTION	16	19	10	25	11	2	12	48	9
ANCILLARY ADMINISTRATION	26	16	10	32	6	3	23	72	6
SMALL ESTATES	0	11	11	0	0	0	0	0	0
DECEDENT ESTATES	164	53	25	192	44	23	125	65	28
OTHER	1	0	0	1	0	0	1	100	0
TOTALS FOR PERIOD	393	157	77	473	102	50	321	68	80

DALLAS COUNTY									
GUARDIANSHIP	77	13	1	89	13	13	63	71	12
COMMITMENT-ALCOHOLIC	0	0	0	0	0	0	0	0	0
COMMITMENT-NARCOTICS	0	0	0	0	0	0	0	0	0
COMMITMENT-CIVIL	5	5	3	7	2	1	4	57	2
ADOPTION	2	3	4	7	0	1	6	86	-1
ANCILLARY ADMINISTRATION	3	1	0	4	1	0	3	75	1
SMALL ESTATES	0	7	7	0	0	0	0	0	0
DECEDENT ESTATES	57	12	8	61	9	5	47	77	4
OTHER	0	1	1	0	0	0	0	0	0
TOTALS FOR PERIOD	150	42	24	168	25	20	123	73	18

OUACHITA COUNTY									
GUARDIANSHIP	192	34	3	223	33	23	167	75	31
COMMITMENT-ALCOHOLIC	1	3	0	4	3	0	1	25	3
COMMITMENT-NARCOTICS	0	0	0	0	0	0	0	0	0
COMMITMENT-CIVIL	17	34	32	19	3	9	7	37	2
ADOPTION	12	18	6	24	12	1	11	46	12
ANCILLARY ADMINISTRATION	1	0	0	1	0	0	1	100	0
SMALL ESTATES	0	13	13	0	0	0	0	0	0
DECEDENT ESTATES	210	71	62	219	52	37	130	59	9
OTHER	0	3	3	0	0	0	0	0	0
TOTALS FOR PERIOD	433	176	119	490	103	70	317	65	57

PROBATE CIRCUITS FROM 07/01/92 THROUGH 06/30/93

CIRCUIT AND COUNTY	CASES PENDING START	CASES FILED	CASES TERMINATED	CASES PENDING AT END	AGE OF ALL CASES PENDING			% OVER 2 YRS.	CHANGE IN CASES PENDING
					LESS 1 YR.	1-2 YRS.	OVER 2 YRS.		

UNION COUNTY									
GUARDIANSHIP	357	50	9	398	48	39	311	78	41
COMMITMENT-ALCOHOLIC	2	7	7	2	0	0	2	100	0
COMMITMENT-NARCOTICS	2	10	9	3	1	0	2	67	1
COMMITMENT-CIVIL	22	23	20	25	3	0	22	88	3
ADOPTION	22	32	28	26	3	3	15	58	4
ANCILLARY ADMINISTRATION	8	8	5	11	5	0	6	55	3
SMALL ESTATES	0	31	31	0	0	0	0	0	0
DECEDENT ESTATES	388	103	77	414	88	45	281	66	26
OTHER	0	0	0	0	0	0	0	0	0
TOTALS FOR PERIOD	801	264	186	879	153	87	639	73	78

THIRTEENTH CIRCUIT									
GUARDIANSHIP	831	151	21	961	142	107	712	74	130
COMMITMENT-ALCOHOLIC	12	12	11	13	4	3	6	46	1
COMMITMENT-NARCOTICS	3	10	9	4	1	0	3	75	1
COMMITMENT-CIVIL	63	84	69	78	17	10	51	65	15
ADOPTION	67	79	52	94	36	8	50	53	27
ANCILLARY ADMINISTRATION	40	27	15	52	14	3	35	67	12
SMALL ESTATES	0	65	65	0	0	0	0	0	0
DECEDENT ESTATES	872	260	184	948	208	119	621	66	76
OTHER	3	4	4	3	0	0	3	100	0
TOTALS FOR PERIOD	1891	692	430	2153	422	250	1481	69	262

FOURTEENTH CIRCUIT									

SAXTER COUNTY DIVISION 1									
GUARDIANSHIP	171	44	26	189	39	33	117	62	18
COMMITMENT-ALCOHOLIC	1	1	1	1	0	0	1	100	0
COMMITMENT-NARCOTICS	0	0	0	0	0	0	0	0	0
COMMITMENT-CIVIL	6	4	7	3	1	1	1	35	-3
ADOPTION	21	15	18	18	8	4	6	33	-3
ANCILLARY ADMINISTRATION	8	4	6	6	3	0	3	50	-2
SMALL ESTATES	0	30	30	0	0	0	0	0	0
DECEDENT ESTATES	215	96	123	188	73	32	83	44	-27
OTHER	2	3	3	2	0	0	2	100	0
TOTALS FOR PERIOD	424	197	214	407	124	70	213	52	-17

PROBATE CIRCUITS FROM 07/01/92 THROUGH 06/30/93

CIRCUIT AND COUNTY	CASES PENDING START	CASES FILED	CASES TERMINATED	CASES PENDING AT END	AGE OF ALL CASES PENDING			% OVER 2 YRS.	CHANGE IN CASES PENDING
					LESS 1 YR.	1-2 YRS.	OVER 2 YRS.		

BAXTER COUNTY DIVISION 2									
GUARDIANSHIP	20	8	4	24	8	5	11	46	4
COMMITMENT-ALCOHOLIC	1	0	1	0	0	0	0	0	-1
COMMITMENT-NARCOTICS	0	0	0	0	0	0	0	0	0
COMMITMENT-CIVIL	1	5	5	1	1	0	0	0	0
ADOPTION	2	7	8	1	0	1	0	0	-1
ANCILLARY ADMINISTRATION	2	1	1	2	0	1	1	50	0
SMALL ESTATES	0	11	11	0	0	0	0	0	0
DECEDENT ESTATES	15	18	12	21	11	5	5	24	6
OTHER	0	1	1	0	0	0	0	0	0
TOTALS FOR PERIOD	41	51	43	49	20	12	17	35	8

BAXTER COUNTY									
GUARDIANSHIP	191	52	30	213	47	38	128	60	22
COMMITMENT-ALCOHOLIC	2	1	2	1	0	0	1	100	-1
COMMITMENT-NARCOTICS	0	0	0	0	0	0	0	0	0
COMMITMENT-CIVIL	7	9	12	4	2	1	1	25	-3
ADOPTION	23	22	26	19	8	5	6	32	-4
ANCILLARY ADMINISTRATION	10	5	7	8	3	1	4	50	-2
SMALL ESTATES	0	41	41	0	0	0	0	0	0
DECEDENT ESTATES	230	114	135	209	84	37	88	42	-21
OTHER	2	4	4	2	0	0	2	100	0
TOTALS FOR PERIOD	465	248	257	456	144	82	230	50	-9

BOONE COUNTY DIVISION 1									
GUARDIANSHIP	160	24	5	179	23	30	126	70	19
COMMITMENT-ALCOHOLIC	0	0	0	0	0	0	0	0	0
COMMITMENT-NARCOTICS	0	0	0	0	0	0	0	0	0
COMMITMENT-CIVIL	6	9	6	9	4	2	3	33	3
ADOPTION	18	16	15	19	6	2	11	58	1
ANCILLARY ADMINISTRATION	6	3	4	5	1	1	3	60	-1
SMALL ESTATES	0	11	11	0	0	0	0	0	0
DECEDENT ESTATES	108	49	28	129	43	12	74	57	21
OTHER	2	3	4	1	0	0	1	100	-1
TOTALS FOR PERIOD	300	115	73	342	77	47	218	64	42

BOONE COUNTY DIVISION 2									
GUARDIANSHIP	10	6	1	15	6	7	2	13	5
COMMITMENT-ALCOHOLIC	0	0	0	0	0	0	0	0	0
COMMITMENT-NARCOTICS	0	0	0	0	0	0	0	0	0
COMMITMENT-CIVIL	0	0	0	0	0	0	0	0	0
ADOPTION	0	5	4	1	1	0	0	0	1
ANCILLARY ADMINISTRATION	0	0	0	0	0	0	0	0	0
SMALL ESTATES	0	0	0	0	0	0	0	0	0
DECEDENT ESTATES	9	5	7	7	2	2	3	43	-2
OTHER	0	1	1	0	0	0	0	0	0
TOTALS FOR PERIOD	19	17	13	23	9	9	5	22	4

PRCBATE CIRCUITS FROM 07/01/92 THROUGH 06/30/93

CIRCUIT AND COUNTY	CASES PENDING START	CASES FILED	CASES TERMINATED	CASES PENDING AT END	AGE OF ALL CASES LESS 1 YR.	AGE OF ALL CASES 1-2 YRS.	PENDING OVER 2 YRS.	% OVER 2 YRS.	CHANGE IN CASES PENDING

BOONE COUNTY									
GUARDIANSHIP	170	30	6	194	29	37	128	66	24
COMMITMENT-ALCOHCLIC	0	0	0	0	0	0	0	0	0
COMMITMENT-NARCOTICS	0	0	0	0	0	0	0	0	0
COMMITMENT-CIVIL	6	9	6	9	4	2	3	33	3
ADOPTION	18	21	19	20	7	2	11	55	2
ANCILLARY ADMINISTRATION	6	3	4	5	1	1	3	60	-1
SMALL ESTATES	0	11	11	0	0	0	0	0	0
DECEDENT ESTATES	117	54	35	136	45	14	77	57	19
OTHER	2	4	5	1	0	0	1	100	-1
TOTALS FOR PERIOD	319	132	86	365	86	56	223	61	46

MARION COUNTY									
DIVISION 1									
GUARDIANSHIP	64	14	4	74	12	13	49	66	10
COMMITMENT-ALCOHCLIC	0	0	0	0	0	0	0	0	0
COMMITMENT-NARCOTICS	0	1	1	0	0	0	0	0	0
COMMITMENT-CIVIL	2	2	2	2	0	0	2	100	0
ADOPTION	14	12	6	20	6	6	8	40	6
ANCILLARY ADMINISTRATION	11	2	3	10	1	1	8	80	-1
SMALL ESTATES	0	15	15	0	0	0	0	0	0
DECEDENT ESTATES	84	31	30	85	25	8	52	61	1
OTHER	2	0	0	2	0	0	2	100	0
TOTALS FOR PERIOD	177	77	61	193	44	28	121	63	16

MARION COUNTY									
DIVISION 2									
GUARDIANSHIP	5	3	0	8	3	1	4	50	3
COMMITMENT-ALCOHCLIC	0	1	1	0	0	0	0	0	0
COMMITMENT-NARCOTICS	0	0	0	0	0	0	0	0	0
COMMITMENT-CIVIL	0	1	1	0	0	0	0	0	0
ADOPTION	4	1	2	3	1	0	2	67	-1
ANCILLARY ADMINISTRATION	2	1	0	3	1	1	1	33	1
SMALL ESTATES	0	0	0	0	0	0	0	0	0
DECEDENT ESTATES	10	8	6	12	7	2	3	25	2
OTHER	0	0	0	0	0	0	0	0	0
TOTALS FOR PERIOD	21	15	10	26	12	4	10	38	5

MARION COUNTY									
GUARDIANSHIP	69	17	4	82	15	14	53	65	13
COMMITMENT-ALCOHCLIC	0	1	1	0	0	0	0	0	0
COMMITMENT-NARCOTICS	0	1	1	0	0	0	0	0	0
COMMITMENT-CIVIL	2	3	3	2	0	0	2	100	0
ADOPTION	18	13	8	23	7	6	10	43	5
ANCILLARY ADMINISTRATION	13	3	3	13	2	2	9	69	0
SMALL ESTATES	0	15	15	0	0	0	0	0	0
DECEDENT ESTATES	94	39	36	97	32	10	55	57	3
OTHER	2	0	0	2	0	0	2	100	0
TOTALS FOR PERIOD	198	92	71	219	56	32	131	60	21

PROBATE CIRCUITS FROM 07/01/92 THROUGH 06/30/93

CIRCUIT AND COUNTY	CASES PENDING START	CASES FILED	CASES TERMI-NATED	CASES PENDING AT END	AGE OF ALL CASES LESS 1 YR.	1-2 YRS.	PENDING CVER 2 YRS.	% OVER 2 YRS.	CHANGE IN CASES PENDING

NEWTON COUNTY	DIVISION 1								
GUARDIANSHIP	32	5	1	36	4	9	23	64	4
COMMITMENT-ALCOHCLIC	0	0	0	0	0	0	0	0	0
COMMITMENT-NARCOTICS	0	0	0	0	0	0	0	0	0
COMMITMENT-CIVIL	2	2	1	3	1	1	1	33	1
ADOPTION	3	3	1	5	3	0	2	40	2
ANCILLARY ADMINISTRATION	2	3	3	2	2	0	0	0	0
SMALL ESTATES	0	2	2	0	0	0	0	0	0
DECEDENT ESTATES	42	14	9	47	12	9	26	55	5
OTHER	2	0	1	1	0	0	1	100	-1
TOTALS FOR PERIOD	83	29	18	94	22	19	53	56	11

NEWTON COUNTY	DIVISION 2								
GUARDIANSHIP	2	1	0	3	1	0	2	67	1
COMMITMENT-ALCOHCLIC	0	0	0	0	0	0	0	0	0
COMMITMENT-NARCOTICS	0	0	0	0	0	0	0	0	0
COMMITMENT-CIVIL	0	0	0	0	0	0	0	0	0
ADOPTION	0	1	0	1	1	0	0	0	1
ANCILLARY ADMINISTRATION	1	0	1	0	0	0	0	0	-1
SMALL ESTATES	0	2	2	0	0	0	0	0	0
DECEDENT ESTATES	2	1	0	3	1	2	0	0	1
OTHER	0	0	0	0	0	0	0	0	0
TOTALS FOR PERIOD	5	5	3	7	3	2	2	29	2

NEWTON COUNTY									
GUARDIANSHIP	34	6	1	39	5	9	25	64	5
COMMITMENT-ALCOHCLIC	0	0	0	0	0	0	0	0	0
COMMITMENT-NARCOTICS	0	0	0	0	0	0	0	0	0
COMMITMENT-CIVIL	2	2	1	3	1	1	1	33	1
ADOPTION	3	4	1	6	4	0	2	33	3
ANCILLARY ADMINISTRATION	3	3	4	2	2	0	0	0	-1
SMALL ESTATES	0	4	4	0	0	0	0	0	0
DECEDENT ESTATES	44	15	9	50	13	11	26	52	6
OTHER	2	0	1	1	0	0	1	100	-1
TOTALS FOR PERIOD	88	34	21	101	25	21	55	54	13

FOURTEENTH CIRCUIT									
GUARDIANSHIP	464	105	41	528	96	98	334	63	64
COMMITMENT-ALCOHCLIC	2	2	3	1	0	0	1	100	-1
COMMITMENT-NARCOTICS	0	1	1	0	0	0	0	0	0
COMMITMENT-CIVIL	17	23	22	18	7	4	7	39	1
ADOPTION	62	60	54	68	26	13	29	43	6
ANCILLARY ADMINISTRATION	32	14	18	28	8	4	16	57	-4
SMALL ESTATES	0	71	71	0	0	0	0	0	0
DECEDENT ESTATES	485	222	215	492	174	72	246	50	7
OTHER	8	8	10	6	0	0	6	100	-2
TOTALS FOR PERIOD	1070	506	435	1141	311	191	639	56	71

PROBATE CIRCUITS FROM C7/01/92 THRU 06/30/93

CIRCUIT AND COUNTY	CASES PENDING START	CASES FILED	CASES TERMINATED	CASES PENDING AT END	AGE OF ALL CASES LESS 1 YR.	1-2 YRS.	AGE OF ALL CASES PENDING OVER 2 YRS.	% OVER 2 YRS.	CHANGE IN CASES PENDING

FIFTEENTH CIRCUIT									

CONWAY COUNTY	DIVISION 1								
GUARDIANSHIP	79	22	3	98	16	16	66	67	19
COMMITMENT-ALCOHOLIC	2	2	4	0	0	0	0	0	-2
COMMITMENT-NARCOTICS	1	0	1	0	0	0	0	0	-1
COMMITMENT-CIVIL	9	12	18	3	2	0	1	33	-6
ADOPTION	8	3	2	9	3	0	6	67	1
ANCILLARY ADMINISTRATION	1	0	0	1	0	0	1	100	0
SMALL ESTATES	0	5	5	0	0	0	0	0	0
DECEDENT ESTATES	77	31	13	90	22	10	58	64	13
OTHER	0	0	0	0	0	0	0	0	0
TOTALS FOR PERIOD	177	75	51	201	43	26	132	66	24

CONWAY COUNTY	DIVISION 2								
GUARDIANSHIP	30	11	4	37	10	18	9	24	7
COMMITMENT-ALCOHOLIC	0	2	2	0	0	0	0	0	0
COMMITMENT-NARCOTICS	0	0	0	0	0	0	0	0	0
COMMITMENT-CIVIL	11	6	16	1	1	0	0	0	-10
ADOPTION	8	4	3	6	1	2	3	50	-2
ANCILLARY ADMINISTRATION	0	1	0	1	0	1	0	0	1
SMALL ESTATES	0	1	1	0	0	0	0	0	0
DECEDENT ESTATES	16	5	3	18	4	6	8	44	2
OTHER	1	0	1	0	0	0	0	0	-1
TOTALS FOR PERIOD	66	30	33	63	16	27	20	32	-3

CONWAY COUNTY									
GUARDIANSHIP	109	33	7	135	26	34	75	56	26
COMMITMENT-ALCOHOLIC	2	4	6	0	0	0	0	0	-2
COMMITMENT-NARCOTICS	1	0	1	0	0	0	0	0	-1
COMMITMENT-CIVIL	20	18	34	4	3	0	1	25	-16
ADOPTION	16	7	8	15	4	2	9	60	-1
ANCILLARY ADMINISTRATION	1	1	0	2	0	1	1	50	1
SMALL ESTATES	0	6	6	0	0	0	0	0	0
DECEDENT ESTATES	93	36	21	108	26	16	66	61	15
OTHER	1	0	1	0	0	0	0	0	-1
TOTALS FOR PERIOD	243	105	84	264	59	57	152	58	21

PRCBATE CIRCUITS FROM C7/01/92 THRLGH 06/30/93

CIRCUIT AND COUNTY	CASES PENDING START	CASES FILED	CASES TERMINATED	CASES PENDING AT END	AGE OF ALL CASES PENDING			% OVER 2 YRS.	CHANGE IN CASES PENDING
					LESS 1 YR.	1-2 YRS.	OVER 2 YRS.		

LOGAN COUNTY	DIVISION 1								
GUARDIANSHIP	174	28	22	180	24	17	139	77	6
COMMITMENT-ALCOHOLIC	2	3	4	1	0	0	1	100	-1
COMMITMENT-NARCOTICS	0	2	2	0	0	0	0	0	0
COMMITMENT-CIVIL	11	9	14	6	2	0	4	67	-5
ADOPTION	26	13	15	24	9	4	11	46	-2
ANCILLARY ADMINISTRATION	3	4	3	4	3	0	1	25	1
SMALL ESTATES	0	7	7	0	0	0	0	0	0
DECEDENT ESTATES	85	30	26	89	25	13	51	57	4
OTHER	0	0	0	0	0	0	0	0	0
TOTALS FOR PERIOD	301	96	93	304	63	34	207	68	3

LOGAN COUNTY	DIVISION 2								
GUARDIANSHIP	32	20	2	50	20	10	20	40	18
COMMITMENT-ALCOHOLIC	0	0	0	0	0	0	0	0	0
COMMITMENT-NARCOTICS	0	0	0	0	0	0	0	0	0
COMMITMENT-CIVIL	2	6	6	2	1	1	0	0	0
ADOPTION	6	6	6	6	5	1	0	0	0
ANCILLARY ADMINISTRATION	1	2	1	2	2	0	0	0	1
SMALL ESTATES	0	6	6	0	0	0	0	0	0
DECEDENT ESTATES	22	9	9	22	8	3	11	50	0
OTHER	1	0	1	0	0	0	0	0	-1
TOTALS FOR PERIOD	64	49	31	82	36	15	31	38	16

LOGAN COUNTY	DIVISION 1								
GUARDIANSHIP	206	48	24	230	44	27	159	69	24
COMMITMENT-ALCOHOLIC	2	3	4	1	0	0	1	100	-1
COMMITMENT-NARCOTICS	0	2	2	0	0	0	0	0	0
COMMITMENT-CIVIL	13	15	20	8	3	1	4	50	-5
ADOPTION	32	19	21	30	14	5	11	37	-2
ANCILLARY ADMINISTRATION	4	6	4	6	5	0	1	17	2
SMALL ESTATES	0	13	13	0	0	0	0	0	0
DECEDENT ESTATES	107	39	35	111	33	16	62	56	4
OTHER	1	0	1	0	0	0	0	0	-1
TOTALS FOR PERIOD	365	145	124	386	99	49	238	62	21

SCOTT COUNTY	DIVISION 1								
GUARDIANSHIP	50	7	2	55	6	3	46	84	5
COMMITMENT-ALCOHOLIC	1	0	0	1	0	0	1	100	0
COMMITMENT-NARCOTICS	0	0	0	0	0	0	0	0	0
COMMITMENT-CIVIL	6	5	5	6	1	0	5	83	0
ADOPTION	1	11	4	8	7	1	0	0	7
ANCILLARY ADMINISTRATION	1	0	1	0	0	0	0	0	-1
SMALL ESTATES	0	9	9	0	0	0	0	0	0
DECEDENT ESTATES	25	6	8	23	6	0	17	74	-2
OTHER	0	3	3	0	0	0	0	0	0
TOTALS FOR PERIOD	84	41	32	93	20	4	69	74	9

PROBATE CIRCUITS FROM 07/01/92 THRU 06/30/93

CIRCUIT AND COUNTY	CASES PENDING START	CASES FILED	CASES TERMINATED	CASES PENDING AT END	AGE OF ALL CASES LESS 1 YR.	PENDING 1-2 YRS.	PENDING OVER 2 YRS.	% OVER 2 YRS.	CHANGE IN CASES PENDING

SCOTT COUNTY	DIVISION 2								
GUARDIANSHIP	11	4	0	15	4	3	3	53	4
COMMITMENT-ALCOHOLIC	0	0	0	0	0	0	0	0	0
COMMITMENT-NARCOTICS	0	0	0	0	0	0	0	0	0
COMMITMENT-CIVIL	1	4	2	3	2	1	0	0	2
ADOPTION	1	6	4	3	2	1	0	0	2
ANCILLARY ADMINISTRATION	0	0	0	0	0	0	0	0	0
SMALL ESTATES	0	4	4	0	0	0	0	0	0
DECEDENT ESTATES	3	5	0	8	5	0	3	38	5
OTHER	0	0	0	0	0	0	0	0	0
TOTALS FOR PERIOD	16	23	10	29	13	5	11	38	13

SCOTT COUNTY	DIVISION 1								
GUARDIANSHIP	61	11	2	70	10	6	54	77	9
COMMITMENT-ALCOHOLIC	1	0	0	1	0	0	1	100	0
COMMITMENT-NARCOTICS	0	0	0	0	0	0	0	0	0
COMMITMENT-CIVIL	7	9	7	9	3	1	5	56	2
ADOPTION	2	17	8	11	9	2	0	0	9
ANCILLARY ADMINISTRATION	1	0	1	0	0	0	0	0	-1
SMALL ESTATES	0	13	13	0	0	0	0	0	0
DECEDENT ESTATES	28	11	3	31	11	0	20	65	3
OTHER	0	3	3	0	0	0	0	0	0
TOTALS FOR PERIOD	100	64	42	122	33	9	80	66	22

YELL COUNTY	DIVISION 1								
GUARDIANSHIP	148	35	12	171	28	23	120	70	23
COMMITMENT-ALCOHOLIC	2	6	5	3	2	0	1	33	1
COMMITMENT-NARCOTICS	3	0	3	0	0	0	0	0	-3
COMMITMENT-CIVIL	12	11	8	15	5	2	8	53	3
ADOPTION	10	22	23	9	6	0	3	33	-1
ANCILLARY ADMINISTRATION	18	5	3	20	5	5	10	50	2
SMALL ESTATES	0	7	7	0	0	0	0	0	0
DECEDENT ESTATES	67	22	21	68	19	11	38	56	1
OTHER	0	0	0	0	0	0	0	0	0
TOTALS FOR PERIOD	260	108	82	286	65	41	180	63	26

YELL COUNTY	DIVISION 2								
GUARDIANSHIP	16	8	2	22	6	5	11	50	6
COMMITMENT-ALCOHOLIC	1	0	0	1	0	1	0	0	0
COMMITMENT-NARCOTICS	0	0	0	0	0	0	0	0	0
COMMITMENT-CIVIL	0	3	2	1	1	0	0	0	1
ADOPTION	1	4	2	3	3	0	0	0	2
ANCILLARY ADMINISTRATION	0	1	1	0	0	0	0	0	0
SMALL ESTATES	0	1	1	0	0	0	0	0	0
DECEDENT ESTATES	9	3	1	11	3	1	7	64	2
OTHER	0	0	0	0	0	0	0	0	0
TOTALS FOR PERIOD	27	20	9	33	13	7	18	47	11

PROBATE CIRCUITS FROM 07/01/92 THROUGH 06/30/93

CIRCUIT AND COUNTY	CASES PENDING START	CASES FILED	CASES TERMINATED	CASES PENDING AT END	AGE OF ALL CASES PENDING			% OVER 2 YRS.	CHANGE IN CASES PENDING
					LESS 1 YR.	1-2 YRS.	OVER 2 YRS.		

YELL COUNTY									
GUARDIANSHIP	164	43	14	193	34	28	131	68	29
COMMITMENT-ALCOHCLIC	3	6	5	4	2	1	1	25	1
COMMITMENT-NARCOTICS	3	0	3	0	0	0	0	0	-3
COMMITMENT-CIVIL	12	14	10	16	6	2	8	50	4
ADOPTION	11	26	25	12	9	0	3	25	1
ANCILLARY ADMINISTRATION	18	6	4	20	5	5	10	50	2
SMALL ESTATES	0	8	8	0	0	0	0	0	0
DECEDENT ESTATES	76	25	22	79	22	12	45	57	3
OTHER	0	0	0	0	0	0	0	0	0
TOTALS FOR PERIOD	287	128	91	324	78	48	198	61	37

FIFTEENTH CIRCUIT									
GUARDIANSHIP	540	135	47	628	114	95	419	67	88
COMMITMENT-ALCOHCLIC	8	13	15	6	2	1	3	50	-2
COMMITMENT-NARCOTICS	4	2	6	0	0	0	0	0	-4
COMMITMENT-CIVIL	52	56	71	37	15	4	18	49	-15
ADOPTION	61	69	62	68	36	9	23	34	7
ANCILLARY ADMINISTRATION	24	43	9	28	10	6	12	43	4
SMALL ESTATES	0	40	40	0	0	0	0	0	0
DECEDENT ESTATES	304	111	86	329	92	44	193	59	25
OTHER	2	3	5	0	0	0	0	0	-2
TOTALS FOR PERIOD	995	442	341	1096	269	159	663	61	101

SIXTEENTH CIRCUIT									

CLEBURNE COUNTY									
GUARDIANSHIP	65	14	30	49	13	12	24	49	-16
COMMITMENT-ALCOHCLIC	0	2	1	1	1	0	0	0	1
COMMITMENT-NARCOTICS	0	2	2	0	0	0	0	0	0
COMMITMENT-CIVIL	0	7	4	3	3	0	0	0	3
ADOPTION	4	16	14	6	4	0	2	33	2
ANCILLARY ADMINISTRATION	1	2	1	2	2	0	0	0	1
SMALL ESTATES	0	18	18	0	0	0	0	0	0
DECEDENT ESTATES	58	59	43	74	42	14	18	24	16
OTHER	1	0	0	1	0	0	1	100	0
TOTALS FOR PERIOD	129	120	113	136	65	26	45	33	7

PROBATE CIRCUITS FROM C7/01/92 THRU 06/30/93

CIRCUIT AND COUNTY	CASES PENDING START	CASES FILED	CASES TERMINATED	CASES PENDING AT END	AGE OF ALL CASES PENDING LESS			% OVER 2 YRS.	CHANGE IN CASES PENDING
					1 YR.	1-2 YRS.	2 YRS.		

FULTON COUNTY									
GUARDIANSHIP	29	12	1	40	9	7	24	60	11
COMMITMENT-ALCOHOLIC	0	0	0	0	0	0	0	0	0
COMMITMENT-NARCOTICS	0	0	0	0	0	0	0	0	0
COMMITMENT-CIVIL	0	2	2	0	0	0	0	0	0
ADOPTION	1	9	7	3	2	0	1	33	2
ANCILLARY ADMINISTRATION	0	2	1	1	1	0	0	0	1
SMALL ESTATES	0	0	0	0	0	0	0	0	0
DECEDENT ESTATES	44	17	21	40	7	2	31	78	-4
OTHER	0	0	0	0	0	0	0	0	0
TOTALS FOR PERIOD	74	42	32	84	19	9	56	67	10

INDEPENDENCE COUNTY									
GUARDIANSHIP	186	44	82	148	40	31	77	52	-38
COMMITMENT-ALCOHOLIC	0	2	2	0	0	0	0	0	0
COMMITMENT-NARCOTICS	0	0	0	0	0	0	0	0	0
COMMITMENT-CIVIL	2	40	41	1	1	0	0	0	-1
ADOPTION	6	32	23	15	10	3	2	13	9
ANCILLARY ADMINISTRATION	13	3	12	4	1	0	3	75	-9
SMALL ESTATES	0	10	10	0	0	0	0	0	0
DECEDENT ESTATES	147	52	95	104	42	20	42	40	-43
OTHER	0	0	2	0	0	0	0	0	0
TOTALS FOR PERIOD	354	185	267	272	94	54	124	46	-82

IZARD COUNTY									
GUARDIANSHIP	37	8	23	22	8	3	11	50	-15
COMMITMENT-ALCOHOLIC	0	0	0	0	0	0	0	0	0
COMMITMENT-NARCOTICS	3	0	2	1	0	0	1	100	-2
COMMITMENT-CIVIL	5	3	6	2	1	0	1	50	-3
ADOPTION	4	9	8	5	5	0	0	0	1
ANCILLARY ADMINISTRATION	2	0	0	2	0	0	2	100	0
SMALL ESTATES	0	15	15	0	0	0	0	0	0
DECEDENT ESTATES	49	33	41	41	23	7	11	27	-8
OTHER	0	0	0	0	0	0	0	0	0
TOTALS FOR PERIOD	100	68	95	73	37	10	26	36	-27

STONE COUNTY									
GUARDIANSHIP	60	10	34	36	8	6	22	61	-24
COMMITMENT-ALCOHOLIC	5	0	1	4	0	1	3	75	-1
COMMITMENT-NARCOTICS	0	1	0	1	1	0	0	0	1
COMMITMENT-CIVIL	24	5	10	19	3	4	12	63	-5
ADOPTION	8	4	3	9	3	1	5	56	1
ANCILLARY ADMINISTRATION	4	6	5	7	6	1	0	0	3
SMALL ESTATES	0	1	1	0	0	0	0	0	0
DECEDENT ESTATES	54	10	35	29	5	6	17	59	-25
OTHER	0	0	0	0	0	0	0	0	0
TOTALS FOR PERIOD	155	37	87	105	27	19	59	58	-50

PROBATE CIRCUITS FROM 07/01/92 THROUGH 06/30/93

CIRCUIT AND COUNTY	CASES PENDING START	CASES FILED	CASES TERMINATED	CASES PENDING AT END	AGE OF ALL CASES PENDING			% OVER 2 YRS.	CHANGE IN CASES PENDING
					LESS 1 YR.	1-2 YRS.	OVER 2 YRS.		

SIXTEENTH CIRCUIT									
GUARDIANSHIP	377	38	170	295	73	59	158	54	-82
COMMITMENT-ALCOHOLIC	5	4	4	5	1	1	3	60	0
COMMITMENT-NARCOTICS	3	3	4	2	1	0	1	50	-1
COMMITMENT-CIVIL	31	57	53	25	3	4	13	52	-6
ADOPTION	23	70	55	38	24	4	10	26	15
ANCILLARY ADMINISTRATION	20	13	17	16	10	1	5	31	-4
SMALL ESTATES	0	44	44	0	0	0	0	0	0
DECEDENT ESTATES	352	171	235	288	120	49	119	41	-64
OTHER	1	2	2	1	0	0	1	100	0
TOTALS FOR PERIOD	312	452	594	670	242	118	310	46	-142

SEVENTEENTH CIRCUIT EAST									

PRAIRIE COUNTY									
GUARDIANSHIP	42	13	1	54	10	8	36	67	12
COMMITMENT-ALCOHOLIC	0	1	0	1	1	0	0	0	1
COMMITMENT-NARCOTICS	1	0	0	1	0	0	1	100	0
COMMITMENT-CIVIL	4	0	0	4	0	0	4	100	0
ADOPTION	3	7	7	3	1	0	2	67	0
ANCILLARY ADMINISTRATION	1	0	1	0	0	0	0	0	-1
SMALL ESTATES	0	3	3	0	0	0	0	0	0
DECEDENT ESTATES	60	14	16	58	13	4	41	71	-2
OTHER	0	0	0	0	0	0	0	0	0
TOTALS FOR PERIOD	111	38	28	121	25	12	84	69	10

WHITE COUNTY DIVISION 1									
GUARDIANSHIP	311	63	49	325	55	46	224	69	14
COMMITMENT-ALCOHOLIC	0	5	5	0	0	0	0	0	0
COMMITMENT-NARCOTICS	0	2	2	0	0	0	0	0	0
COMMITMENT-CIVIL	1	14	15	0	0	0	0	0	-1
ADOPTION	24	28	33	14	5	1	8	57	-10
ANCILLARY ADMINISTRATION	2	1	0	3	1	0	2	67	1
SMALL ESTATES	0	16	16	0	0	0	0	0	0
DECEDENT ESTATES	161	52	69	144	37	23	84	58	-17
OTHER	3	2	2	3	0	1	2	67	0
TOTALS FOR PERIOD	502	183	196	489	92	71	320	65	-13

PROBATE CIRCUITS FROM 07/01/92 THROUGH 06/30/93

CIRCUIT AND COUNTY	CASES PENDING START	CASES FILED	CASES TERMINATED	CASES PENDING AT END	AGE LESS 1 YR.	AGE OF ALL CASES PENDING 1-2 YRS.	AGE OF ALL CASES PENDING OVER 2 YRS.	% OVER 2 YRS.	CHANGE IN CASES PENDING

WHITE COUNTY	DIVISION 2								
GUARDIANSHIP	15	23	4	34	21	10	3	9	19
COMMITMENT-ALCOHOLIC	0	1	1	0	0	0	0	0	0
COMMITMENT-NARCOTICS	0	1	1	0	0	0	0	0	0
COMMITMENT-CIVIL	0	4	4	0	0	0	0	0	0
ADOPTION	1	7	4	4	4	0	0	0	3
ANCILLARY ADMINISTRATION	0	1	1	0	0	0	0	0	0
SMALL ESTATES	0	4	4	0	0	0	0	0	0
DECEDENT ESTATES	16	14	7	23	10	9	4	17	7
OTHER	1	2	3	0	0	0	0	0	-1
TOTALS FOR PERIOD	33	57	29	61	35	19	7	11	28

WHITE COUNTY									
GUARDIANSHIP	326	86	53	359	76	56	227	63	33
COMMITMENT-ALCOHOLIC	0	6	6	0	0	0	0	0	0
COMMITMENT-NARCOTICS	0	3	3	0	0	0	0	0	0
COMMITMENT-CIVIL	1	18	19	0	0	0	0	0	-1
ADOPTION	25	35	42	18	9	1	8	44	-7
ANCILLARY ADMINISTRATION	2	2	1	3	1	0	2	67	1
SMALL ESTATES	0	20	20	0	0	0	0	0	0
DECEDENT ESTATES	177	56	76	167	47	32	33	53	-10
OTHER	4	4	5	3	0	1	2	67	-1
TOTALS FOR PERIOD	535	240	225	550	133	90	327	59	15

SEVENTEENTH CIRCUIT EAST									
GUARDIANSHIP	368	99	54	413	86	64	263	64	45
COMMITMENT-ALCOHOLIC	0	7	6	1	1	0	0	0	1
COMMITMENT-NARCOTICS	1	3	3	1	0	0	1	100	0
COMMITMENT-CIVIL	5	18	19	4	0	0	4	100	-1
ADOPTION	28	42	49	21	10	1	10	48	-7
ANCILLARY ADMINISTRATION	3	2	2	3	1	0	2	67	0
SMALL ESTATES	0	23	23	0	0	0	0	0	0
DECEDENT ESTATES	237	80	92	225	60	36	129	57	-12
OTHER	4	4	5	3	0	1	2	67	-1
TOTALS FOR PERIOD	646	278	253	571	158	102	411	61	25

SEVENTEENTH CIRCUIT WEST									

LONCKE COUNTY									
GUARDIANSHIP	347	58	56	349	54	47	248	71	2
COMMITMENT-ALCOHOLIC	0	5	4	7	2	2	3	43	1
COMMITMENT-NARCOTICS	2	1	2	1	0	0	1	100	-1
COMMITMENT-CIVIL	22	28	30	20	7	2	11	55	-2
ADOPTION	129	26	113	37	12	1	24	65	-92
ANCILLARY ADMINISTRATION	1	0	1	0	0	0	0	0	-1
SMALL ESTATES	0	20	20	0	0	0	0	0	0
DECEDENT ESTATES	329	57	104	232	49	37	196	70	-47
OTHER	0	0	0	0	0	0	0	0	0
TOTALS FOR PERIOD	836	195	335	696	124	89	483	69	-140

PROBATE CIRCUITS FROM 07/01/92 THROUGH 06/30/93

CIRCUIT AND COUNTY	CASES PENDING START	CASES FILED	CASES TERMINATED	CASES PENDING AT END	AGE OF ALL CASES PENDING LESS 1 YR.	1-2 YRS.	OVER 2 YRS.	% OVER 2 YRS.	CHANGE IN CASES PENDING

SEVENTEENTH CIRCUIT WEST									
GUARDIANSHIP	347	58	56	349	54	47	248	71	2
COMMITMENT-ALCOHOLIC	0	5	4	7	2	2	3	43	1
COMMITMENT-NARCOTICS	2	1	2	1	0	0	1	100	-1
COMMITMENT-CIVIL	22	28	30	20	7	2	11	55	-2
ADOPTION	129	26	113	37	12	1	24	65	-92
ANCILLARY ADMINISTRATION	1	0	1	0	0	0	0	0	-1
SMALL ESTATES	0	20	20	0	0	0	0	0	0
DECEDENT ESTATES	329	57	104	282	49	37	196	70	-47
OTHER	0	0	0	0	0	0	0	0	0
TOTALS FOR PERIOD	836	195	335	696	124	89	483	69	-140

EIGHTEENTH CIRCUIT EAST									

GARLAND COUNTY DIVISION 1									
GUARDIANSHIP	432	112	49	495	100	67	328	66	63
COMMITMENT-ALCOHOLIC	0	0	0	0	0	0	0	0	0
COMMITMENT-NARCOTICS	0	0	0	0	0	0	0	0	0
COMMITMENT-CIVIL	0	0	0	0	0	0	0	0	0
ADOPTION	23	40	43	15	11	2	2	13	-8
ANCILLARY ADMINISTRATION	6	2	2	6	2	1	3	50	0
SMALL ESTATES	0	97	77	0	0	0	0	0	0
DECEDENT ESTATES	317	139	177	279	89	52	138	49	-38
OTHER	2	2	2	2	2	0	0	0	0
TOTALS FOR PERIOD	780	392	375	797	204	122	471	59	17

GARLAND COUNTY DIVISION 2									
GUARDIANSHIP	216	57	39	234	45	37	152	65	16
COMMITMENT-ALCOHOLIC	0	0	0	0	0	0	0	0	0
COMMITMENT-NARCOTICS	0	0	0	0	0	0	0	0	0
COMMITMENT-CIVIL	0	0	0	0	0	0	0	0	0
ADOPTION	15	13	20	8	1	2	5	63	-7
ANCILLARY ADMINISTRATION	9	4	5	8	3	3	2	25	-1
SMALL ESTATES	0	1	1	0	0	0	0	0	0
DECEDENT ESTATES	146	62	79	129	43	23	58	45	-17
OTHER	0	0	0	0	0	0	0	0	0
TOTALS FOR PERIOD	386	137	144	379	97	65	217	57	-7

PROBATE CIRCUITS FROM 07/01/92 THRU 06/30/93

CIRCUIT AND COUNTY	CASES PENDING START	CASES FILED	CASES TERMINATED	CASES PENDING AT END	AGE OF ALL CASES PENDING LESS			% OVER 2 YRS.	CHANGE IN CASES PENDING
					1 YR.	1-2 YRS.	2 YRS.		

GARLAND COUNTY DIVISION 3									
GUARDIANSHIP	5	11	2	14	10	4	0	0	9
COMMITMENT-ALCOHOLIC	0	0	0	0	0	0	0	0	0
COMMITMENT-NARCOTICS	0	1	1	0	0	0	0	0	0
COMMITMENT-CIVIL	3	46	45	4	4	0	0	0	1
ADOPTION	0	13	11	2	2	0	0	0	2
ANCILLARY ADMINISTRATION	0	0	0	0	0	0	0	0	0
SMALL ESTATES	0	0	0	0	0	0	0	0	0
DECEDENT ESTATES	1	1	1	1	1	0	0	0	0
OTHER	0	0	0	0	0	0	0	0	0
TOTALS FOR PERIOD	9	72	60	21	17	4	0	0	12

GARLAND COUNTY									
GUARDIANSHIP	653	180	90	743	155	108	480	65	90
COMMITMENT-ALCOHOLIC	0	0	0	0	0	0	0	0	0
COMMITMENT-NARCOTICS	0	1	1	0	0	0	0	0	0
COMMITMENT-CIVIL	3	46	45	4	4	0	0	0	1
ADOPTION	38	66	79	25	14	4	7	28	-13
ANCILLARY ADMINISTRATION	15	6	7	14	5	4	5	36	-1
SMALL ESTATES	0	98	98	0	0	0	0	0	0
DECEDENT ESTATES	464	202	257	409	138	75	196	48	-55
OTHER	2	2	2	2	2	0	0	0	0
TOTALS FOR PERIOD	1175	601	579	1197	318	191	688	57	22

EIGHTEENTH CIRCUIT EAST									
GUARDIANSHIP	653	180	90	743	155	108	480	65	90
COMMITMENT-ALCOHOLIC	0	0	0	0	0	0	0	0	0
COMMITMENT-NARCOTICS	0	1	1	0	0	0	0	0	0
COMMITMENT-CIVIL	3	46	45	4	4	0	0	0	1
ADOPTION	38	66	79	25	14	4	7	28	-13
ANCILLARY ADMINISTRATION	15	6	7	14	5	4	5	36	-1
SMALL ESTATES	0	98	98	0	0	0	0	0	0
DECEDENT ESTATES	464	202	257	409	138	75	196	48	-55
OTHER	2	2	2	2	2	0	0	0	0
TOTALS FOR PERIOD	1175	601	579	1197	318	191	688	57	22

EIGHTEENTH CIRCUIT WEST									

MONTGOMERY COUNTY									
GUARDIANSHIP	46	9	4	51	3	3	40	78	5
COMMITMENT-ALCOHOLIC	0	0	0	0	0	0	0	0	0
COMMITMENT-NARCOTICS	0	1	1	0	0	0	0	0	0
COMMITMENT-CIVIL	1	3	3	0	0	0	0	0	-1
ADOPTION	5	6	5	5	4	0	1	20	0
ANCILLARY ADMINISTRATION	0	0	0	0	0	0	0	0	0
SMALL ESTATES	0	7	7	0	0	0	0	0	0
DECEDENT ESTATES	38	9	16	31	7	5	19	61	-7
OTHER	0	0	0	0	0	0	0	0	0
TOTALS FOR PERIOD	90	34	37	87	19	8	60	69	-3

PRCBATE CIRCUITS FROM C7/01/92 THROUGH 06/30/93

CIRCUIT AND COUNTY	CASES PENDING START	CASES FILED	CASES TERMINATED	CASES PENDING AT END	AGE OF ALL CASES PENDING			% OVER 2 YRS.	CHANGE IN CASES PENDING
					LESS 1 YR.	1-2 YRS.	OVER 2 YRS.		

POLK COUNTY									
GUARDIANSHIP	118	18	7	129	17	26	86	67	11
COMMITMENT-ALCOHOLIC	1	0	0	1	0	0	1	100	0
COMMITMENT-NARCOTICS	0	0	0	0	0	0	0	0	0
COMMITMENT-CIVIL	2	15	9	8	6	0	2	25	6
ADOPTION	12	23	22	13	11	0	2	15	1
ANCILLARY ADMINISTRATION	0	3	0	3	3	0	0	0	3
SMALL ESTATES	0	23	23	0	0	0	0	0	0
DECEDENT ESTATES	97	36	41	92	26	13	53	58	-5
OTHER	0	1	1	0	0	0	0	0	0
TOTALS FOR PERIOD	230	119	103	246	63	39	144	59	16

EIGHTEENTH CIRCUIT WEST									
GUARDIANSHIP	164	27	11	180	25	29	126	70	10
COMMITMENT-ALCOHOLIC	1	0	0	1	0	0	1	100	0
COMMITMENT-NARCOTICS	0	1	1	0	0	0	0	0	0
COMMITMENT-CIVIL	3	17	12	8	6	0	2	25	5
ADOPTION	17	29	28	18	15	0	3	17	1
ANCILLARY ADMINISTRATION	0	3	0	3	3	0	0	0	3
SMALL ESTATES	0	30	30	0	0	0	0	0	0
DECEDENT ESTATES	135	45	57	123	33	18	72	59	-12
OTHER	0	1	1	0	0	0	0	0	0
TOTALS FOR PERIOD	320	153	140	333	82	47	204	61	13

NINETEENTH CIRCUIT									

BENTON COUNTY DIVISION 1									
GUARDIANSHIP	243	37	23	257	30	32	195	76	14
COMMITMENT-ALCOHOLIC	0	0	0	0	0	0	0	0	0
COMMITMENT-NARCOTICS	0	0	0	0	0	0	0	0	0
COMMITMENT-CIVIL	3	13	13	3	0	3	0	0	0
ADOPTION	17	49	47	19	18	0	1	5	2
ANCILLARY ADMINISTRATION	29	20	17	32	14	2	16	50	3
SMALL ESTATES	0	26	20	0	0	0	0	0	0
DECEDENT ESTATES	226	82	66	242	57	35	150	62	16
OTHER	3	3	4	2	0	2	0	0	-1
TOTALS FOR PERIOD	521	230	196	555	119	74	362	65	34

PROBATE CIRCUITS FROM 07/01/92 THROUGH 06/30/93

CIRCUIT AND COUNTY	CASES PENDING START	CASES FILED	CASES TERMINATED	CASES PENDING AT END	AGE OF ALL CASES LESS 1 YR.	1-2 YRS.	AGE OF ALL CASES PENDING OVER 2 YRS.	% OVER 2 YRS.	CHANGE IN CASES PENDING

BENTON COUNTY	DIVISION 2								
GUARDIANSHIP	157	39	28	162	34	35	99	59	11
COMMITMENT-ALCOHOLIC	1	0	1	0	0	0	0	0	-1
COMMITMENT-NARCOTICS	0	0	0	0	0	0	0	0	0
COMMITMENT-CIVIL	3	15	18	0	0	0	0	0	-3
ADOPTION	12	55	53	9	9	0	0	0	-3
ANCILLARY ADMINISTRATION	9	12	11	9	6	2	1	11	1
SMALL ESTATES	0	23	23	0	0	0	0	0	0
DECEASED ESTATES	156	86	105	137	62	30	45	33	-19
OTHER	0	2	2	0	0	0	0	0	0
TOTALS FOR PERIOD	337	232	246	323	111	67	145	45	-14

BENTON COUNTY	DIVISION 3								
GUARDIANSHIP	15	1	0	16	1	2	13	21	1
COMMITMENT-ALCOHOLIC	0	0	0	0	0	0	0	0	0
COMMITMENT-NARCOTICS	0	0	0	0	0	0	0	0	0
COMMITMENT-CIVIL	0	2	2	0	0	0	0	0	0
ADOPTION	5	4	4	5	1	2	2	40	0
ANCILLARY ADMINISTRATION	0	0	0	0	0	0	0	0	0
SMALL ESTATES	0	0	0	0	0	0	0	0	0
DECEASED ESTATES	3	0	0	3	0	0	3	100	0
OTHER	0	0	0	0	0	0	0	0	0
TOTALS FOR PERIOD	23	7	6	24	2	4	18	75	1

BENTON COUNTY	DIVISION 1								
GUARDIANSHIP	415	77	51	441	65	69	307	70	26
COMMITMENT-ALCOHOLIC	1	0	1	0	0	0	0	0	-1
COMMITMENT-NARCOTICS	0	0	0	0	0	0	0	0	0
COMMITMENT-CIVIL	6	30	33	3	0	3	0	0	-3
ADOPTION	34	108	109	33	23	2	3	9	-1
ANCILLARY ADMINISTRATION	37	32	28	41	20	4	17	41	4
SMALL ESTATES	0	49	49	0	0	0	0	0	0
DECEASED ESTATES	385	168	171	382	119	65	198	52	-3
OTHER	3	5	6	2	0	2	0	0	-1
TOTALS FOR PERIOD	881	469	448	902	232	145	525	58	21

CARROLL COUNTY	DIVISION 1								
GUARDIANSHIP	50	12	8	54	10	8	36	67	4
COMMITMENT-ALCOHOLIC	0	0	0	0	0	0	0	0	0
COMMITMENT-NARCOTICS	0	0	0	0	0	0	0	0	0
COMMITMENT-CIVIL	1	5	6	0	0	0	0	0	-1
ADOPTION	2	6	6	2	2	0	0	0	0
ANCILLARY ADMINISTRATION	1	0	1	0	0	0	0	0	-1
SMALL ESTATES	0	3	3	0	0	0	0	0	0
DECEASED ESTATES	47	23	21	54	24	9	21	39	7
OTHER	0	0	0	0	0	0	0	0	0
TOTALS FOR PERIOD	101	54	45	110	36	17	57	52	9

PROBATE CIRCUITS FROM 07/01/92 THROUGH 06/30/93

CIRCUIT AND COUNTY	CASES PENDING START	CASES FILED	CASES TERMINATED	CASES PENDING AT END	AGE OF ALL CASES PENDING			% OVER 2 YRS.	CHANGE IN CASES PENDING
					LESS 1 YR.	1-2 YRS.	OVER 2 YRS.		

CARROLL COUNTY	DIVISION 2								
GUARDIANSHIP	18	15	9	24	11	5	3	33	6
COMMITMENT-ALCOHOLIC	0	0	0	0	0	0	0	0	0
COMMITMENT-NARCOTICS	0	0	0	0	0	0	0	0	0
COMMITMENT-CIVIL	0	10	10	0	0	0	0	0	0
ADOPTION	2	3	3	2	2	0	0	0	0
ANCILLARY ADMINISTRATION	3	7	3	7	6	0	1	14	4
SMALL ESTATES	0	1	1	0	0	0	0	0	0
DECEDENT ESTATES	38	17	25	30	13	11	6	20	-8
OTHER	0	0	0	0	0	0	0	0	0
TOTALS FOR PERIOD	61	53	51	63	32	16	15	24	2

CARROLL COUNTY	DIVISION 3								
GUARDIANSHIP	3	0	1	2	0	0	2	100	-1
COMMITMENT-ALCOHOLIC	0	0	0	0	0	0	0	0	0
COMMITMENT-NARCOTICS	0	0	0	0	0	0	0	0	0
COMMITMENT-CIVIL	0	0	0	0	0	0	0	0	0
ADOPTION	0	0	0	0	0	0	0	0	0
ANCILLARY ADMINISTRATION	0	0	0	0	0	0	0	0	0
SMALL ESTATES	0	0	0	0	0	0	0	0	0
DECEDENT ESTATES	1	0	0	1	0	0	1	100	0
OTHER	0	0	0	0	0	0	0	0	0
TOTALS FOR PERIOD	4	0	1	3	0	0	3	100	-1

CARROLL COUNTY									
GUARDIANSHIP	71	27	18	80	21	13	46	58	9
COMMITMENT-ALCOHOLIC	0	0	0	0	0	0	0	0	0
COMMITMENT-NARCOTICS	0	0	0	0	0	0	0	0	0
COMMITMENT-CIVIL	1	15	16	0	0	0	0	0	-1
ADOPTION	4	9	7	4	4	0	0	0	0
ANCILLARY ADMINISTRATION	4	7	4	7	6	0	1	14	3
SMALL ESTATES	0	4	4	0	0	0	0	0	0
DECEDENT ESTATES	86	45	46	85	37	20	28	33	-1
OTHER	0	0	0	0	0	0	0	0	0
TOTALS FOR PERIOD	166	107	97	176	68	33	75	43	10

NINETEENTH CIRCUIT									
GUARDIANSHIP	486	104	69	521	86	82	353	68	35
COMMITMENT-ALCOHOLIC	1	0	1	0	0	0	0	0	-1
COMMITMENT-NARCOTICS	0	0	0	0	0	0	0	0	0
COMMITMENT-CIVIL	7	45	49	3	0	3	0	0	-4
ADOPTION	38	117	118	37	32	2	3	8	-1
ANCILLARY ADMINISTRATION	41	39	32	48	26	4	18	38	7
SMALL ESTATES	0	53	53	0	0	0	0	0	0
DECEDENT ESTATES	471	213	217	467	156	85	226	48	-4
OTHER	3	5	6	2	0	2	0	0	-1
TOTALS FOR PERIOD	1047	576	545	1075	300	178	600	56	31

PROBATE CIRCUITS FROM 07/01/92 THROUGH 06/30/93

CIRCUIT AND COUNTY	CASES PENDING START	CASES FILED	CASES TERMINATED	CASES PENDING AT END	AGE OF ALL CASES LESS 1 YR.	AGE OF ALL CASES PENDING OVER 1-2 YRS.	AGE OF ALL CASES PENDING OVER 2 YRS.	% OVER 2 YRS.	CHANGE IN CASES PENDING

TWENTIETH CIRCUIT									

FAULKNER COUNTY	DIVISION 1								
GUARDIANSHIP	93	35	14	119	21	1	97	82	21
COMMITMENT-ALCOHOLIC	2	0	0	2	0	0	2	100	0
COMMITMENT-NARCOTICS	0	0	0	0	0	0	0	0	0
COMMITMENT-CIVIL	1	3	2	2	1	1	0	0	1
ADOPTION	4	11	5	9	5	2	2	22	5
ANCILLARY ADMINISTRATION	1	1	0	2	1	0	1	50	1
SMALL ESTATES	0	0	0	0	0	0	0	0	0
DECEDENT ESTATES	46	12	3	55	9	0	46	84	9
OTHER	0	0	0	0	0	0	0	0	0
TOTALS FOR PERIOD	152	62	25	189	37	4	148	78	37

FAULKNER COUNTY	DIVISION 2								
GUARDIANSHIP	48	69	6	91	46	24	21	23	43
COMMITMENT-ALCOHOLIC	1	0	0	1	0	1	0	0	0
COMMITMENT-NARCOTICS	0	0	0	0	0	0	0	0	0
COMMITMENT-CIVIL	0	12	12	0	0	0	0	0	0
ADOPTION	5	16	16	5	3	2	0	0	0
ANCILLARY ADMINISTRATION	1	2	0	3	2	0	1	33	2
SMALL ESTATES	0	3	3	0	0	0	0	0	0
DECEDENT ESTATES	24	20	15	29	15	6	8	28	5
OTHER	0	1	1	0	0	0	0	0	0
TOTALS FOR PERIOD	79	103	53	129	66	33	30	23	50

FAULKNER COUNTY	DIVISION 3								
GUARDIANSHIP	439	110	19	521	102	62	357	69	91
COMMITMENT-ALCOHOLIC	6	1	0	7	1	0	6	26	1
COMMITMENT-NARCOTICS	0	0	0	0	0	0	0	0	0
COMMITMENT-CIVIL	2	15	16	1	0	0	1	100	-1
ADOPTION	41	23	45	19	0	1	12	63	-22
ANCILLARY ADMINISTRATION	2	1	0	3	1	0	2	67	1
SMALL ESTATES	0	16	15	0	0	0	0	0	0
DECEDENT ESTATES	189	41	47	183	26	30	127	69	-6
OTHER	2	0	1	1	0	0	1	100	-1
TOTALS FOR PERIOD	672	207	144	735	136	93	506	69	63

PROBATE CIRCUITS FROM 07/01/92 THROUGH 06/30/93

CIRCUIT AND COUNTY	CASES PENDING START	CASES FILED	CASES TERMINATED	CASES PENDING AT END	AGE LESS 1 YR.	AGE OF ALL CASES PENDING 1-2 YRS.	AGE OF ALL CASES PENDING OVER 2 YRS.	% OVER 2 YRS.	CHANGE IN CASES PENDING

FAULKNER COUNTY									
GUARDIANSHIP	576	194	39	731	169	87	475	65	155
COMMITMENT-ALCOHOLIC	9	1	0	10	1	1	8	80	1
COMMITMENT-NARCOTICS	0	0	0	0	0	0	0	0	0
COMMITMENT-CIVIL	3	30	30	3	1	1	1	33	0
ADOPTION	50	50	67	33	14	5	14	42	-17
ANCILLARY ADMINISTRATION	4	4	0	8	4	0	4	50	4
SMALL ESTATES	0	19	19	0	0	0	0	0	0
DECEDENT ESTATES	259	73	65	267	50	36	181	68	8
OTHER	2	1	2	1	0	0	1	100	-1
TOTALS FOR PERIOD	903	372	222	1053	239	130	684	65	150

SEARCY COUNTY	DIVISION 1								
GUARDIANSHIP	2	0	0	2	0	2	0	0	0
COMMITMENT-ALCOHOLIC	0	0	0	0	0	0	0	0	0
COMMITMENT-NARCOTICS	0	0	0	0	0	0	0	0	0
COMMITMENT-CIVIL	0	0	0	0	0	0	0	0	0
ADOPTION	0	0	0	0	0	0	0	0	0
ANCILLARY ADMINISTRATION	0	0	0	0	0	0	0	0	0
SMALL ESTATES	0	0	0	0	0	0	0	0	0
DECEDENT ESTATES	0	0	0	0	0	0	0	0	0
OTHER	0	0	0	0	0	0	0	0	0
TOTALS FOR PERIOD	2	0	0	2	0	2	0	0	0

SEARCY COUNTY	DIVISION 2								
GUARDIANSHIP	9	1	1	9	1	4	4	44	0
COMMITMENT-ALCOHOLIC	0	0	0	0	0	0	0	0	0
COMMITMENT-NARCOTICS	0	0	0	0	0	0	0	0	0
COMMITMENT-CIVIL	2	1	2	1	0	1	0	0	-1
ADOPTION	1	1	1	1	1	0	0	0	0
ANCILLARY ADMINISTRATION	0	2	2	0	0	0	0	0	0
SMALL ESTATES	0	3	3	0	0	0	0	0	0
DECEDENT ESTATES	6	3	5	4	0	2	2	50	-2
OTHER	1	0	1	0	0	0	0	0	-1
TOTALS FOR PERIOD	19	11	15	15	2	7	6	40	-4

SEARCY COUNTY	DIVISION 3								
GUARDIANSHIP	62	7	5	64	6	6	52	81	2
COMMITMENT-ALCOHOLIC	2	0	0	2	0	0	2	100	0
COMMITMENT-NARCOTICS	0	0	0	0	0	0	0	0	0
COMMITMENT-CIVIL	7	1	2	6	0	0	6	100	-1
ADOPTION	1	2	1	2	1	0	1	50	1
ANCILLARY ADMINISTRATION	3	2	1	4	1	0	3	75	1
SMALL ESTATES	0	4	4	0	0	0	0	0	0
DECEDENT ESTATES	31	11	8	34	7	3	24	71	3
OTHER	0	0	0	0	0	0	0	0	0
TOTALS FOR PERIOD	106	27	21	112	15	9	88	79	6

PROBATE CIRCUITS FROM 07/01/92 THROUGH 06/30/93

CIRCUIT AND COUNTY	CASES PENDING START	CASES FILED	CASES TERMINATED	CASES PENDING AT END	AGE OF ALL CASES LESS 1 YR.	OF ALL CASES 1-2 YRS.	PENDING OVER 2 YRS.	% OVER 2 YRS.	CHANGE IN CASES PENDING

SEARCY COUNTY									
GUARDIANSHIP	73	8	6	75	7	12	56	75	2
COMMITMENT-ALCOHOLIC	2	0	0	2	0	0	2	100	0
COMMITMENT-NARCOTICS	0	0	0	0	0	0	0	0	0
COMMITMENT-CIVIL	9	2	4	7	0	1	6	26	-2
ADOPTION	2	3	2	3	2	0	1	33	1
ANCILLARY ADMINISTRATION	3	4	3	4	1	0	3	75	1
SMALL ESTATES	0	7	7	0	0	0	0	0	0
DECEDENT ESTATES	37	14	13	38	7	5	26	66	1
OTHER	1	0	1	0	0	0	0	0	-1
TOTALS FOR PERIOD	127	38	36	129	17	18	94	73	2

VAN BUREN COUNTY	DIVISION 1								
GUARDIANSHIP	3	0	0	3	0	1	2	67	0
COMMITMENT-ALCOHOLIC	0	0	0	0	0	0	0	0	0
COMMITMENT-NARCOTICS	0	0	0	0	0	0	0	0	0
COMMITMENT-CIVIL	1	0	0	1	0	1	0	0	0
ADOPTION	0	0	0	0	0	0	0	0	0
ANCILLARY ADMINISTRATION	1	0	0	1	0	1	0	0	0
SMALL ESTATES	0	0	0	0	0	0	0	0	0
DECEDENT ESTATES	1	0	0	1	0	0	1	100	0
OTHER	0	0	0	0	0	0	0	0	0
TOTALS FOR PERIOD	6	0	0	6	0	3	3	50	0

VAN BUREN COUNTY	DIVISION 2								
GUARDIANSHIP	9	11	2	18	10	7	1	6	9
COMMITMENT-ALCOHOLIC	0	0	0	0	0	0	0	0	0
COMMITMENT-NARCOTICS	0	0	0	0	0	0	0	0	0
COMMITMENT-CIVIL	1	8	3	1	0	1	0	0	0
ADOPTION	0	2	1	1	1	0	0	0	1
ANCILLARY ADMINISTRATION	0	1	1	0	0	0	0	0	0
SMALL ESTATES	0	6	6	0	0	0	0	0	0
DECEDENT ESTATES	7	9	9	7	7	0	0	0	0
OTHER	0	0	0	0	0	0	0	0	0
TOTALS FOR PERIOD	17	37	27	27	18	8	1	4	10

VAN BUREN COUNTY	DIVISION 3								
GUARDIANSHIP	73	12	6	79	9	6	54	51	6
COMMITMENT-ALCOHOLIC	2	0	0	2	0	1	1	50	0
COMMITMENT-NARCOTICS	0	0	0	0	0	0	0	0	0
COMMITMENT-CIVIL	9	9	6	12	3	1	8	67	3
ADOPTION	5	6	7	7	2	1	4	57	-1
ANCILLARY ADMINISTRATION	4	0	0	4	0	0	4	100	0
SMALL ESTATES	0	13	13	0	0	0	0	0	0
DECEDENT ESTATES	73	18	32	59	11	11	37	53	-14
OTHER	0	0	0	0	0	0	0	0	0
TOTALS FOR PERIOD	169	58	64	163	25	20	118	72	-6

PROBATE CIRCUITS FROM C7/01/92 THRU 06/30/93

CIRCUIT AND COUNTY	CASES PENDING START	CASES FILED	CASES TERMINATED	CASES PENDING AT END	AGE OF ALL CASES PENDING			% OVER 2 YRS.	CHANGE IN CASES PENDING
					LESS 1 YR.	1-2 YRS.	OVER 2 YRS.		

VAN BUREN COUNTY									
GUARDIANSHIP	85	23	8	100	19	14	67	67	15
COMMITMENT-ALCOHOLIC	2	0	0	2	0	1	1	50	0
COMMITMENT-NARCOTICS	0	0	0	0	0	0	0	0	0
COMMITMENT-CIVIL	11	17	14	14	3	3	8	57	3
ADOPTION	8	8	8	8	3	1	4	50	0
ANCILLARY ADMINISTRATION	5	1	1	5	0	1	4	80	0
SMALL ESTATES	0	19	19	0	0	0	0	0	0
DECEDECENT ESTATES	81	27	41	67	18	11	38	57	-14
OTHER	0	0	0	0	0	0	0	0	0
TOTALS FOR PERIOD	192	95	91	196	43	31	122	62	4

TWENTIETH CIRCUIT									
GUARDIANSHIP	734	225	53	906	155	113	598	66	172
COMMITMENT-ALCOHOLIC	13	1	0	14	1	2	11	79	1
COMMITMENT-NARCOTICS	0	0	0	0	0	0	0	0	0
COMMITMENT-CIVIL	23	49	43	24	4	5	15	63	1
ADOPTION	60	51	77	44	19	6	19	43	-16
ANCILLARY ADMINISTRATION	12	9	4	17	5	1	11	65	5
SMALL ESTATES	0	45	45	0	0	0	0	0	0
DECEDECENT ESTATES	377	114	119	372	75	52	245	66	-5
OTHER	3	1	3	1	0	0	1	100	-2
TOTALS FOR PERIOD	1222	505	349	1378	259	179	900	65	156

STATE TOTALS									
GUARDIANSHIP	15355	3268	1604	17018	2852	2256	11910	70	1664
COMMITMENT-ALCOHOLIC	193	231	233	193	38	30	125	65	-2
COMMITMENT-NARCOTICS	28	50	46	32	12	2	18	50	4
COMMITMENT-CIVIL	1084	1826	1891	1019	271	159	589	58	-65
ADOPTION	1532	1687	1793	1526	591	174	561	43	-106
ANCILLARY ADMINISTRATION	374	219	199	394	135	59	200	51	20
SMALL ESTATES	65	1443	1508	0	0	0	0	0	-65
DECEDECENT ESTATES	11968	4372	4021	12320	3475	1774	7071	57	351
OTHER	183	206	226	163	21	24	118	72	-20
TOTALS FOR PERIOD	30884	13302	11521	32665	7495	4478	20692	63	1781

Juvenile Summary 07/01/92 thru 06/30/93

REPORT DATE 10/22/93

PAGE 205

	PENDING AT START	FILED	ADJUDI- CATED	PENDING AT END	LESS 1 YR	1 - 2 YRS	OVER 2 YRS	% OVER 2 YRS	PENDING CHANGE
CROSS COUNTY 01 19									
DELINQUENT	23	28	31	20	6	0	14	70	-3
FINS	5	11	16	0	0	0	0	0	-5
DEPENDENT NEGLECT	0	1	4	3	0	3	0	0	-3
PROBATION VIOLATION	19	1	6	14	0	6	8	57	-5
PATERNITY	0	0	0	0	0	0	0	0	0
CUSTODY SUPPORT	0	2	2	0	0	0	0	0	0
ADOPTION	0	0	0	0	0	0	0	0	0
TERM OF PRNTL RIGHTS	0	0	0	0	0	0	0	0	0
URESA	0	0	0	0	0	0	0	0	0
GUARDIANSHIP	1	0	1	0	0	0	0	0	-1
CIVIL COMMITMENT	0	0	0	0	0	0	0	0	0
REVIEW HEARING	0	29	29	0	0	0	0	0	0
OTHER	0	0	0	0	0	0	0	0	0
TOTAL	54	72	89	37	6	9	22	59	-17
LEE COUNTY 01 39									
DELINQUENT	25	95	88	22	11	2	9	41	-3
FINS	7	7	8	6	0	3	3	50	-1
DEPENDENT NEGLECT	4	3	6	1	0	0	1	100	-3
PROBATION VIOLATION	1	1	0	2	1	0	1	50	1
PATERNITY	0	0	0	0	0	0	0	0	0
CUSTODY SUPPORT	0	0	0	0	0	0	0	0	0
ADOPTION	0	0	0	0	0	0	0	0	0
TERM OF PRNTL RIGHTS	0	0	0	0	0	0	0	0	0
URESA	0	0	0	0	0	0	0	0	0
GUARDIANSHIP	1	0	1	0	0	0	0	0	-1
CIVIL COMMITMENT	0	0	0	0	0	0	0	0	0
REVIEW HEARING	0	5	5	0	0	0	0	0	0
OTHER	0	0	0	0	0	0	0	0	0
TOTAL	38	101	103	31	12	5	14	45	-7
MONROE COUNTY 01 48									
DELINQUENT	42	54	32	14	4	0	10	71	-28
FINS	6	5	7	4	0	1	3	75	-2
DEPENDENT NEGLECT	4	0	1	3	0	0	3	100	-1
PROBATION VIOLATION	1	0	1	0	0	0	0	0	-1
PATERNITY	0	0	0	0	0	0	0	0	0
CUSTODY SUPPORT	0	0	0	0	0	0	0	0	0
ADOPTION	0	1	1	0	0	0	0	0	0
TERM OF PRNTL RIGHTS	0	0	0	0	0	0	0	0	0
URESA	0	0	0	0	0	0	0	0	0
GUARDIANSHIP	0	0	0	0	0	0	0	0	0
CIVIL COMMITMENT	0	0	0	0	0	0	0	0	0
REVIEW HEARING	0	4	4	0	0	0	0	0	0
OTHER	0	0	0	0	0	0	0	0	0
TOTAL	53	64	36	21	4	1	16	76	-32

	PENDING AT START	FILED	ADJUDI- CATED	PENDING AT END	LESS 1 YR	1 - 2 YRS	OVER 2 YRS	% OVER 2 YRS	PENDING CHANGE
PHILLIPS COUNTY 01 54									
DELINQUENT	159	120	209	70	28	16	26	37	-89
FINS	19	32	38	13	3	1	9	69	-6
DEPENDENT NEGLECT	9	40	42	7	7	0	0	0	-2
PROBATION VIOLATION	0	9	9	0	0	0	0	0	0
PATERNITY	1	0	0	1	0	0	1	100	0
CUSTODY SUPPORT	1	0	1	0	0	0	0	0	-1
ADOPTION	0	1	1	0	0	0	0	0	0
TERM OF PRNTL RIGHTS	0	0	0	0	0	0	0	0	0
URESA	0	0	0	0	0	0	0	0	0
GUARDIANSHIP	0	0	0	0	0	0	0	0	0
CIVIL COMMITMENT	0	0	0	0	0	0	0	0	0
REVIEW HEARING	3	69	72	0	0	0	0	0	-3
OTHER	2	0	2	0	0	0	0	0	-2
TOTAL	194	271	374	91	38	17	36	40	-103
ST. FRANCIS COUNTY 01 62									
DELINQUENT	39	154	178	15	10	1	4	27	-24
FINS	13	18	28	3	2	1	0	0	-10
DEPENDENT NEGLECT	3	48	35	16	16	0	0	0	13
PROBATION VIOLATION	7	22	22	7	4	1	2	29	0
PATERNITY	0	0	0	0	0	0	0	0	0
CUSTODY SUPPORT	0	3	3	0	0	0	0	0	0
ADOPTION	0	1	1	0	0	0	0	0	0
TERM OF PRNTL RIGHTS	0	0	0	0	0	0	0	0	0
URESA	0	0	0	0	0	0	0	0	0
GUARDIANSHIP	4	0	4	0	0	0	0	0	-4
CIVIL COMMITMENT	0	0	0	0	0	0	0	0	0
REVIEW HEARING	12	46	58	0	0	0	0	0	-12
OTHER	0	1	1	0	0	0	0	0	0
TOTAL	78	293	330	41	32	3	6	15	-37
WOODRUFF COUNTY 01 74									
DELINQUENT	3	12	11	4	1	0	3	75	1
FINS	2	2	2	2	1	1	0	0	0
DEPENDENT NEGLECT	0	5	5	0	0	0	0	0	0
PROBATION VIOLATION	0	1	0	1	0	1	0	0	1
PATERNITY	0	0	0	0	0	0	0	0	0
CUSTODY SUPPORT	1	1	2	0	0	0	0	0	-1
ADOPTION	0	0	0	0	0	0	0	0	0
TERM OF PRNTL RIGHTS	0	0	0	0	0	0	0	0	0
URESA	0	0	0	0	0	0	0	0	0
GUARDIANSHIP	0	0	0	0	0	0	0	0	0
CIVIL COMMITMENT	0	0	0	0	0	0	0	0	0
REVIEW HEARING	2	6	6	2	2	0	0	0	0
OTHER	0	0	0	0	0	0	0	0	0
TOTAL	8	27	26	9	4	2	3	33	1

Juvenile Summary 07/01/92 thru 06/30/93

	PENDING AT START	FILED	ADJUDI- CATED	PENDING AT END	LESS 1 YR	1 - 2 YRS	OVER 2 YRS	% OVER 2 YRS	PENDING CHANGE

DISTRICT 01									
DELINQUENT	291	453	599	145	60	19	66	46	-146
FINS	52	75	99	28	6	7	15	54	-24
DEPENDENT NEGLECT	26	97	93	30	23	3	4	13	4
PROBATION VIOLATION	28	34	38	24	5	8	11	46	-4
PATERNITY	1	0	0	1	0	0	1	100	0
CUSTODY SUPPORT	2	6	8	0	0	0	0	0	-2
ADOPTION	0	3	3	0	0	0	0	0	0
TERM OF PRNTL RIGHTS	0	0	0	0	0	0	0	0	0
URESA	0	0	0	0	0	0	0	0	0
GUARDIANSHIP	6	0	6	0	0	0	0	0	-6
CIVIL COMMITMENT	0	0	0	0	0	0	0	0	0
REVIEW HEARING	17	159	174	2	2	0	0	0	-15
OTHER	2	1	3	0	0	0	0	0	-2
TOTAL	425	828	1023	230	96	37	97	42	-195

CLAY COUNTY 02 11C									
DELINQUENT	7	12	15	4	1	0	3	75	-3
FINS	3	3	4	2	0	0	2	100	-1
DEPENDENT NEGLECT	2	0	2	0	0	0	0	0	-2
PROBATION VIOLATION	0	0	0	0	0	0	0	0	0
PATERNITY	7	11	12	6	4	2	0	0	-1
CUSTODY SUPPORT	3	2	1	4	2	2	0	0	1
ADOPTION	0	0	0	0	0	0	0	0	0
TERM OF PRNTL RIGHTS	0	0	0	0	0	0	0	0	0
URESA	0	0	0	0	0	0	0	0	0
GUARDIANSHIP	0	0	0	0	0	0	0	0	0
CIVIL COMMITMENT	0	0	0	0	0	0	0	0	0
REVIEW HEARING	0	2	2	0	0	0	0	0	0
OTHER	0	0	0	0	0	0	0	0	0
TOTAL	22	30	36	16	7	4	5	31	-6

CLAY COUNTY 02 11P									
DELINQUENT	6	19	22	3	3	0	0	0	-3
FINS	3	3	3	3	2	0	1	33	0
DEPENDENT NEGLECT	4	2	6	0	0	0	0	0	-4
PROBATION VIOLATION	0	0	0	0	0	0	0	0	0
PATERNITY	5	8	4	9	7	1	1	11	4
CUSTODY SUPPORT	2	2	3	1	0	1	0	0	-1
ADOPTION	0	0	0	0	0	0	0	0	0
TERM OF PRNTL RIGHTS	0	0	0	0	0	0	0	0	0
URESA	0	3	2	1	1	0	0	0	1
GUARDIANSHIP	0	0	0	0	0	0	0	0	0
CIVIL COMMITMENT	0	0	0	0	0	0	0	0	0
REVIEW HEARING	0	5	5	0	0	0	0	0	0
OTHER	0	0	0	0	0	0	0	0	0
TOTAL	20	42	45	17	13	2	2	12	-3

	PENDING AT START	FILED	ADJUDI- CATED	PENDING AT END	LESS 1 YR	1 - 2 YRS	OVER 2 YRS	% OVER 2 YRS	PENDING CHANGE
CRAIGHEAD COUNTY	02	16J							
DELINQUENT	142	254	271	125	59	30	36	29	-17
FINS	31	53	68	16	10	2	4	25	-15
DEPENDENT NEGLECT	83	50	120	13	11	1	1	8	-70
PROBATION VIOLATION	71	131	160	42	23	15	4	10	-29
PATERNITY	0	1	1	0	0	0	0	0	0
CUSTODY SUPPORT	0	0	0	0	0	0	0	0	0
ADOPTION	0	8	6	2	2	0	0	0	2
TERM OF PRNTL RIGHTS	1	0	1	0	0	0	0	0	-1
URESA	0	0	0	0	0	0	0	0	0
GUARDIANSHIP	1	0	1	0	0	0	0	0	-1
CIVIL COMMITMENT	0	0	0	0	0	0	0	0	0
REVIEW HEARING	2	53	77	8	8	0	0	0	6
OTHER	0	0	0	0	0	0	0	0	0
TOTAL	331	580	705	206	113	48	45	22	-125

CRAIGHEAD COUNTY	02	16L							
DELINQUENT	0	0	0	0	0	0	0	0	0
FINS	0	0	0	0	0	0	0	0	0
DEPENDENT NEGLECT	0	0	0	0	0	0	0	0	0
PROBATION VIOLATION	0	0	0	0	0	0	0	0	0
PATERNITY	0	0	0	0	0	0	0	0	0
CUSTODY SUPPORT	0	0	0	0	0	0	0	0	0
ADOPTION	0	0	0	0	0	0	0	0	0
TERM OF PRNTL RIGHTS	0	0	0	0	0	0	0	0	0
URESA	0	0	0	0	0	0	0	0	0
GUARDIANSHIP	0	0	0	0	0	0	0	0	0
CIVIL COMMITMENT	0	0	0	0	0	0	0	0	0
REVIEW HEARING	0	0	0	0	0	0	0	0	0
OTHER	0	0	0	0	0	0	0	0	0
TOTAL	0	0	0	0	0	0	0	0	0

CRITTENDEN COUNTY	02	18							
DELINQUENT	67	374	377	64	26	5	33	52	-3
FINS	12	47	44	15	8	1	6	40	3
DEPENDENT NEGLECT	19	62	67	14	14	0	0	0	-5
PROBATION VIOLATION	1	26	26	1	0	0	1	100	0
PATERNITY	0	3	3	0	0	0	0	0	0
CUSTODY SUPPORT	0	5	5	0	0	0	0	0	0
ADOPTION	0	3	3	0	0	0	0	0	0
TERM OF PRNTL RIGHTS	0	0	0	0	0	0	0	0	0
URESA	0	0	0	0	0	0	0	0	0
GUARDIANSHIP	0	2	2	0	0	0	0	0	0
CIVIL COMMITMENT	0	0	0	0	0	0	0	0	0
REVIEW HEARING	7	194	193	8	8	0	0	0	1
OTHER	0	0	0	0	0	0	0	0	0
TOTAL	106	722	726	102	56	6	40	39	-4

	PENDING AT START	FILED	ADJUDI- CATED	PENDING AT END	LESS 1 YR	1 - 2 YRS	OVER 2 YRS	% OVER 2 YRS	PENDING CHANGE
GREENE COUNTY 02 28									
DELINQUENT	16	46	51	11	6	3	2	18	-5
FINS	3	25	24	4	4	0	0	0	1
DEPENDENT NEGLECT	13	21	23	11	7	3	1	9	-2
PROBATION VIOLATION	2	4	4	2	1	0	1	50	0
PATERNITY	0	0	0	0	0	0	0	0	0
CUSTODY SUPPORT	1	13	13	1	0	0	1	100	0
ADOPTION	0	2	2	0	0	0	0	0	0
TERM OF PRNTL RIGHTS	0	6	6	0	0	0	0	0	0
URESA	0	0	0	0	0	0	0	0	0
GUARDIANSHIP	0	3	0	3	3	0	0	0	3
CIVIL COMMITMENT	0	0	0	0	0	0	0	0	0
REVIEW HEARING	2	82	84	0	0	0	0	0	-2
OTHER	0	0	0	0	0	0	0	0	0
TOTAL	37	202	207	32	21	6	5	16	-5
MISSISSIPPI COUNTY 02 47B									
DELINQUENT	31	153	156	28	12	9	7	25	-3
FINS	23	38	52	9	7	1	1	11	-14
DEPENDENT NEGLECT	16	22	26	12	3	6	3	25	-4
PROBATION VIOLATION	12	29	30	11	5	3	3	27	-1
PATERNITY	0	0	0	0	0	0	0	0	0
CUSTODY SUPPORT	2	0	2	0	0	0	0	0	-2
ADOPTION	0	2	2	0	0	0	0	0	0
TERM OF PRNTL RIGHTS	0	2	0	2	2	0	0	0	2
URESA	0	0	0	0	0	0	0	0	0
GUARDIANSHIP	0	1	0	1	1	0	0	0	1
CIVIL COMMITMENT	0	0	0	0	0	0	0	0	0
REVIEW HEARING	1	92	60	33	33	0	0	0	32
OTHER	0	0	0	0	0	0	0	0	0
TOTAL	55	339	328	96	63	19	14	15	11
MISSISSIPPI COUNTY 02 470									
DELINQUENT	19	136	132	23	16	3	4	17	4
FINS	8	39	39	8	6	0	2	25	0
DEPENDENT NEGLECT	1	4	5	0	0	0	0	0	-1
PROBATION VIOLATION	14	25	31	8	8	0	0	0	-6
PATERNITY	0	0	0	0	0	0	0	0	0
CUSTODY SUPPORT	1	0	1	0	0	0	0	0	-1
ADOPTION	0	0	0	0	0	0	0	0	0
TERM OF PRNTL RIGHTS	0	0	0	0	0	0	0	0	0
URESA	0	0	0	0	0	0	0	0	0
GUARDIANSHIP	0	0	0	0	0	0	0	0	0
CIVIL COMMITMENT	0	0	0	0	0	0	0	0	0
REVIEW HEARING	8	65	53	20	13	2	5	25	12
OTHER	0	0	0	0	0	0	0	0	0
TOTAL	51	269	261	59	43	5	11	19	8

	PENDING AT START	FILED	ADJUDI- CATED	PENDING AT END	LESS 1 YR	1 - 2 YRS	OVER 2 YRS	% OVER 2 YRS	PENDING CHANGE
POINSETT COUNTY	02	56							
DELINQUENT	56	93	100	49	18	26	5	10	-7
FINS	17	31	28	20	13	1	6	30	3
DEPENDENT NEGLECT	0	0	0	0	0	0	0	0	0
PROBATION VIOLATION	1	9	7	3	2	1	0	0	2
PATERNITY	0	0	0	0	0	0	0	0	0
CUSTODY SUPPORT	0	0	0	0	0	0	0	0	0
ADOPTION	0	0	0	0	0	0	0	0	0
TERM OF PRNTL RIGHTS	0	0	0	0	0	0	0	0	0
URESA	0	0	0	0	0	0	0	0	0
GUARDIANSHIP	0	0	0	0	0	0	0	0	0
CIVIL COMMITMENT	0	0	0	0	0	0	0	0	0
REVIEW HEARING	0	10	9	1	1	0	0	0	1
OTHER	0	0	0	0	0	0	0	0	0
TOTAL	74	143	144	73	34	28	11	15	-1

DISTRICT 02									
DELINQUENT	344	1087	1124	307	141	76	90	29	-37
FINS	100	239	262	77	50	5	22	29	-23
DEPENDENT NEGLECT	138	161	249	50	35	10	5	10	-88
PROBATION VIOLATION	101	224	258	67	39	19	9	13	-34
PATERNITY	12	23	20	15	11	3	1	7	3
CUSTODY SUPPORT	9	22	25	6	2	3	1	17	-3
ADOPTION	0	15	13	2	2	0	0	0	2
TERM OF PRNTL RIGHTS	1	8	7	2	2	0	0	0	1
URESA	0	3	2	1	1	0	0	0	1
GUARDIANSHIP	1	12	9	4	4	0	0	0	3
CIVIL COMMITMENT	0	0	0	0	0	0	0	0	0
REVIEW HEARING	20	533	433	70	63	2	5	7	50
OTHER	0	0	0	0	0	0	0	0	0
TOTAL	726	2327	2452	601	350	118	133	22	-125

JACKSON COUNTY									
DELINQUENT	10	36	36	10	7	1	2	20	0
FINS	2	5	3	4	2	1	2	50	2
DEPENDENT NEGLECT	7	4	7	4	4	0	0	0	-3
PROBATION VIOLATION	1	1	1	1	0	0	1	100	0
PATERNITY	0	0	0	0	0	0	0	0	0
CUSTODY SUPPORT	0	0	0	0	0	0	0	0	0
ADOPTION	0	0	0	0	0	0	0	0	0
TERM OF PRNTL RIGHTS	0	0	0	0	0	0	0	0	0
URESA	0	0	0	0	0	0	0	0	0
GUARDIANSHIP	0	0	0	0	0	0	0	0	0
CIVIL COMMITMENT	0	0	0	0	0	0	0	0	0
REVIEW HEARING	0	21	18	3	3	0	0	0	3
OTHER	0	0	0	0	0	0	0	0	0
TOTAL	20	67	65	22	16	1	5	23	2

	PENDING AT START	FILED	ADJUDI- CATED	PENDING AT END	LESS 1 YR	1 - 2 YRS	OVER 2 YRS	% OVER 2 YRS	PENDING CHANGE
LAWRENCE COUNTY 03 38									
DELINQUENT	14	28	18	24	13	5	6	25	10
FINS	0	8	5	3	3	0	0	0	3
DEPENDENT NEGLECT	5	3	10	3	1	1	1	33	-2
PROBATION VIOLATION	2	1	2	1	0	0	1	100	-1
PATERNITY	10	13	16	7	6	0	1	14	-3
CUSTODY SUPPORT	1	1	0	2	1	1	0	0	1
ADOPTION	0	0	0	0	0	0	0	0	0
TERM OF PRNTL RIGHTS	0	0	0	0	0	0	0	0	0
URESA	0	0	0	0	0	0	0	0	0
GUARDIANSHIP	0	0	0	0	0	0	0	0	0
CIVIL COMMITMENT	0	0	0	0	0	0	0	0	0
REVIEW HEARING	0	4	3	1	1	0	0	0	1
OTHER	0	0	0	0	0	0	0	0	0
TOTAL	32	63	54	41	25	7	9	22	9
RANDOLPH COUNTY 03 61									
DELINQUENT	22	16	11	27	7	12	8	30	5
FINS	4	6	3	7	4	0	3	43	3
DEPENDENT NEGLECT	5	6	5	6	3	1	2	33	1
PROBATION VIOLATION	1	4	4	1	1	0	0	0	0
PATERNITY	11	17	19	9	6	2	1	11	-2
CUSTODY SUPPORT	4	2	4	2	2	0	0	0	-2
ADOPTION	0	2	2	0	0	0	0	0	0
TERM OF PRNTL RIGHTS	1	2	3	0	0	0	0	0	-1
URESA	3	1	2	2	1	1	0	0	-1
GUARDIANSHIP	0	0	0	0	0	0	0	0	0
CIVIL COMMITMENT	0	0	0	0	0	0	0	0	0
REVIEW HEARING	0	14	14	0	0	0	0	0	0
OTHER	0	0	0	0	0	0	0	0	0
TOTAL	51	70	67	54	24	16	14	26	3
SHARP COUNTY 03 68									
DELINQUENT	9	21	12	18	10	3	0	0	9
FINS	0	5	4	1	1	0	0	0	1
DEPENDENT NEGLECT	0	5	2	3	3	0	0	0	3
PROBATION VIOLATION	0	0	0	0	0	0	0	0	0
PATERNITY	9	7	9	7	6	1	0	0	-2
CUSTODY SUPPORT	6	4	10	0	0	0	0	0	-6
ADOPTION	0	0	0	0	0	0	0	0	0
TERM OF PRNTL RIGHTS	0	0	0	0	0	0	0	0	0
URESA	0	0	0	1	0	1	0	0	0
GUARDIANSHIP	0	1	1	0	0	0	0	0	0
CIVIL COMMITMENT	0	0	0	0	0	0	0	0	0
REVIEW HEARING	5	26	28	3	3	0	0	0	-2
OTHER	0	0	0	0	0	0	0	0	0
TOTAL	30	72	69	33	23	10	0	0	3

	PENDING AT START	FILED	ADJUDI- CATED	PENDING AT END	LESS 1 YR	1 - 2 YRS	OVER 2 YRS	% OVER 2 YRS	PENDING CHANGE

DISTRICT 03									
DELINQUENT	55	101	77	79	37	26	16	20	24
FINS	6	24	15	15	10	0	5	33	9
DEPENDENT NEGLECT	17	23	24	16	11	2	3	19	-1
PROBATION VIOLATION	4	6	7	3	1	0	2	67	-1
PATERNITY	30	37	44	23	18	3	2	9	-7
CUSTODY SUPPORT	11	7	14	4	3	1	0	0	-7
ADOPTION	0	2	2	0	0	0	0	0	0
TERM OF PRNTL RIGHTS	1	2	3	0	0	0	0	0	-1
URESА	4	4	5	3	1	2	0	0	-1
GUARDIANSHIP	0	1	1	0	0	0	0	0	0
CIVIL COMMITMENT	0	0	0	0	0	0	0	0	0
REVIEW HEARING	5	65	63	7	7	0	0	0	2
OTHER	0	0	0	0	0	0	0	0	0
TOTAL	133	272	255	150	88	34	28	19	17

MADISON COUNTY 04 44									
DELINQUENT	1	0	0	1	0	0	1	100	0
FINS	1	2	1	2	2	0	0	0	1
DEPENDENT NEGLECT	9	0	6	3	0	3	0	0	-6
PROBATION VIOLATION	0	0	0	0	0	0	0	0	0
PATERNITY	7	1	1	7	1	5	1	14	0
CUSTODY SUPPORT	5	7	7	5	3	1	1	20	0
ADOPTION	0	5	5	0	0	0	0	0	0
TERM OF PRNTL RIGHTS	0	0	0	0	0	0	0	0	0
URESА	0	0	0	0	0	0	0	0	0
GUARDIANSHIP	1	0	1	0	0	0	0	0	-1
CIVIL COMMITMENT	0	0	0	0	0	0	0	0	0
REVIEW HEARING	1	7	7	1	1	0	0	0	0
OTHER	0	0	0	0	0	0	0	0	0
TOTAL	25	22	28	19	7	9	3	16	-6

WASHINGTON COUNTY 04 72									
DELINQUENT	164	451	405	210	198	11	1	0	46
FINS	13	86	70	29	29	0	0	0	16
DEPENDENT NEGLECT	27	39	45	21	15	0	6	29	-6
PROBATION VIOLATION	1	12	11	2	1	1	0	0	1
PATERNITY	107	221	221	107	88	10	9	8	0
CUSTODY SUPPORT	36	132	111	57	48	8	1	2	21
ADOPTION	4	6	10	0	0	0	0	0	-4
TERM OF PRNTL RIGHTS	0	3	1	2	2	0	0	0	2
URESА	11	52	73	20	17	3	0	0	9
GUARDIANSHIP	1	1	0	2	1	1	0	0	1
CIVIL COMMITMENT	0	1	1	0	0	0	0	0	0
REVIEW HEARING	88	614	552	150	138	12	0	0	62
OTHER	2	1	3	0	0	0	0	0	-2
TOTAL	454	1549	1503	600	537	46	17	3	146

	* PENDING AT START	FILED	ADJUDI- CATED	PENDING AT END	LESS 1 YR	1 - 2 YRS	OVER 2 YRS	% OVER 2 YRS	PENDING CHANGE

DISTRICT 04									
DELINQUENT	165	451	405	211	198	11	2	1	46
FINS	14	88	71	31	31	0	0	0	17
DEPENDENT NEGLECT	36	39	51	24	15	3	6	25	-12
PROBATION VIOLATION	1	12	11	2	1	1	0	0	1
PATERNITY	114	222	222	114	89	15	10	9	0
CUSTODY SUPPORT	41	139	118	62	51	9	2	3	21
ADOPTION	4	11	15	0	0	0	0	0	-4
TERM OF PRNTL RIGHTS	0	3	1	2	2	0	0	0	2
URESA	11	82	73	20	17	3	0	0	9
GUARDIANSHIP	2	1	1	2	1	1	0	0	0
CIVIL COMMITMENT	0	1	1	0	0	0	0	0	0
REVIEW HEARING	39	621	559	151	139	12	0	0	62
OTHER	2	1	3	0	0	0	0	0	-2
TOTAL	479	1671	1531	619	544	55	20	3	140

FRANKLIN COUNTY 05 24C									
DELINQUENT	3	0	1	2	0	1	1	50	-1
FINS	2	4	3	3	1	1	1	33	1
DEPENDENT NEGLECT	0	0	0	0	0	0	0	0	0
PROBATION VIOLATION	0	0	0	0	0	0	0	0	0
PATERNITY	2	2	2	2	0	2	0	0	0
CUSTODY SUPPORT	0	0	0	0	0	0	0	0	0
ADOPTION	0	0	0	0	0	0	0	0	0
TERM OF PRNTL RIGHTS	0	0	0	0	0	0	0	0	0
URESA	0	0	0	0	0	0	0	0	0
GUARDIANSHIP	0	0	0	0	0	0	0	0	0
CIVIL COMMITMENT	0	0	0	0	0	0	0	0	0
REVIEW HEARING	0	1	0	1	1	0	0	0	1
OTHER	0	0	0	0	0	0	0	0	0
TOTAL	7	7	6	8	2	4	2	25	1

FRANKLIN COUNTY 05 240									
DELINQUENT	23	75	75	23	8	7	8	35	0
FINS	6	15	15	5	3	1	1	20	-1
DEPENDENT NEGLECT	0	2	2	0	0	0	0	0	0
PROBATION VIOLATION	2	1	0	3	1	0	2	67	1
PATERNITY	2	0	1	1	0	1	0	0	-1
CUSTODY SUPPORT	1	1	2	0	0	0	0	0	-1
ADOPTION	0	0	0	0	0	0	0	0	0
TERM OF PRNTL RIGHTS	0	0	0	0	0	0	0	0	0
URESA	0	0	0	0	0	0	0	0	0
GUARDIANSHIP	0	0	0	0	0	0	0	0	0
CIVIL COMMITMENT	0	0	0	0	0	0	0	0	0
REVIEW HEARING	0	23	27	1	1	0	0	0	1
OTHER	0	0	0	0	0	0	0	0	0
TOTAL	34	122	123	33	13	9	11	33	-1

	PENDING AT START	FILED	ADJUDI- CATED	PENDING AT END	LESS 1 YR	1 - 2 YRS	OVER 2 YRS	% OVER 2 YRS	PENDING CHANGE
JOHNSON COUNTY	05	36							
DELINQUENT	58	35	29	64	15	25	24	38	6
FINS	24	13	8	29	8	9	12	41	5
DEPENDENT NEGLECT	7	9	12	4	1	3	0	0	-3
PROBATION VIOLATION	0	0	0	0	0	0	0	0	0
PATERNITY	22	59	45	36	25	6	5	14	14
CUSTODY SUPPORT	4	10	2	12	8	4	0	0	8
ADOPTION	0	1	1	0	0	0	0	0	0
TERM OF PRNTL RIGHTS	0	0	0	0	0	0	0	0	0
URESA	3	0	1	2	0	0	2	100	-1
GUARDIANSHIP	0	0	0	0	0	0	0	0	0
CIVIL COMMITMENT	0	0	0	0	0	0	0	0	0
REVIEW HEARING	0	20	19	1	1	0	0	0	1
OTHER	0	0	0	0	0	0	0	0	0
TOTAL	118	147	117	148	58	47	43	22	30

POPE COUNTY	05	58							
DELINQUENT	15	66	65	16	9	5	2	13	1
FINS	14	56	53	17	12	1	4	24	3
DEPENDENT NEGLECT	13	35	31	17	9	3	5	29	4
PROBATION VIOLATION	0	7	7	0	0	0	0	0	0
PATERNITY	13	60	31	42	33	3	6	14	29
CUSTODY SUPPORT	32	27	29	30	9	9	12	40	-2
ADOPTION	0	3	3	0	0	0	0	0	0
TERM OF PRNTL RIGHTS	0	0	0	0	0	0	0	0	0
URESA	19	31	26	24	11	9	4	17	5
GUARDIANSHIP	1	0	1	0	0	0	0	0	-1
CIVIL COMMITMENT	0	0	0	0	0	0	0	0	0
REVIEW HEARING	0	173	173	0	0	0	0	0	0
OTHER	0	0	0	0	0	0	0	0	0
TOTAL	107	463	424	146	83	30	33	23	39

DISTRICT 05									
DELINQUENT	99	176	170	105	32	38	35	33	6
FINS	46	83	80	54	24	12	18	33	8
DEPENDENT NEGLECT	20	46	45	21	10	6	5	24	1
PROBATION VIOLATION	2	8	7	3	1	0	2	67	1
PATERNITY	39	121	79	81	58	12	11	14	42
CUSTODY SUPPORT	37	38	33	42	17	13	12	29	5
ADOPTION	0	4	4	0	0	0	0	0	0
TERM OF PRNTL RIGHTS	0	0	0	0	0	0	0	0	0
URESA	22	31	27	26	11	9	6	23	4
GUARDIANSHIP	1	0	1	0	0	0	0	0	-1
CIVIL COMMITMENT	0	0	0	0	0	0	0	0	0
REVIEW HEARING	0	227	224	3	3	0	0	0	3
OTHER	0	0	0	0	0	0	0	0	0
TOTAL	266	739	670	335	156	90	89	27	69

Juvenile Summary 07/01/92 thru 06/30/93

REPORT DATE 10/22/93

PAGE 215

	PENDING AT START	FILED	ADJUDI- CATED	PENDING AT END	LESS 1 YR	1 - 2 YRS	OVER 2 YRS	% OVER 2 YRS	PENDING CHANGE
PERRY COUNTY	06 53								
DELINQUENT	8	5	6	7	2	1	4	57	-1
FINS	1	11	11	1	1	0	0	0	0
DEPENDENT NEGLECT	0	4	4	0	0	0	0	0	0
PROBATION VIOLATION	0	0	0	0	0	0	0	0	0
PATERNITY	1	1	1	1	0	1	0	0	0
CUSTODY SUPPORT	0	0	0	0	0	0	0	0	0
ADOPTION	0	0	0	0	0	0	0	0	0
TERM OF PRNTL RIGHTS	0	1	1	0	0	0	0	0	0
URESA	0	0	0	0	0	0	0	0	0
GUARDIANSHIP	0	0	0	0	0	0	0	0	0
CIVIL COMMITMENT	0	0	0	0	0	0	0	0	0
REVIEW HEARING	4	29	20	13	13	0	0	0	9
OTHER	0	0	0	0	0	0	0	0	0
TOTAL	14	51	43	22	16	2	4	18	3

PULASKI COUNTY	06 60								
DELINQUENT	1018	2035	2104	949	707	80	162	17	-69
FINS	190	264	313	141	106	19	16	11	-49
DEPENDENT NEGLECT	94	280	253	121	70	22	29	24	27
PROBATION VIOLATION	135	316	332	119	64	11	44	37	-16
PATERNITY	0	1	1	0	0	0	0	0	0
CUSTODY SUPPORT	6	34	30	10	9	1	0	0	4
ADOPTION	6	11	10	7	5	1	1	14	1
TERM OF PRNTL RIGHTS	1	14	11	4	3	1	0	0	3
URESA	0	0	0	0	0	0	0	0	0
GUARDIANSHIP	8	20	16	12	8	2	2	17	4
CIVIL COMMITMENT	0	0	0	0	0	0	0	0	0
REVIEW HEARING	211	2251	2139	323	232	45	46	14	112
OTHER	9	13	22	0	0	0	0	0	-9
TOTAL	1678	5239	5231	1686	1204	182	300	18	8

DISTRICT 06									
DELINQUENT	1026	2040	2110	956	709	81	166	17	-70
FINS	191	275	324	142	107	19	16	11	-49
DEPENDENT NEGLECT	94	284	257	121	70	22	29	24	27
PROBATION VIOLATION	135	316	332	119	64	11	44	37	-16
PATERNITY	1	2	2	1	0	1	0	0	0
CUSTODY SUPPORT	6	34	30	10	9	1	0	0	4
ADOPTION	0	11	10	7	5	1	1	14	1
TERM OF PRNTL RIGHTS	1	15	12	4	3	1	0	0	3
URESA	0	0	0	0	0	0	0	0	0
GUARDIANSHIP	8	20	16	12	8	2	2	17	4
CIVIL COMMITMENT	0	0	0	0	0	0	0	0	0
REVIEW HEARING	215	2280	2159	336	245	45	46	14	121
OTHER	9	13	22	0	0	0	0	0	-9
TOTAL	1692	5290	5274	1708	1220	184	304	18	16

	PENDING AT START	FILED	ADJUDI- CATED	PENDING AT END	LESS 1 YR	1 - 2 YRS	OVER 2 YRS	% OVER 2 YRS	PENDING CHANGE
GRANT COUNTY 07 27									
DELINQUENT	59	73	110	22	21	1	0	0	-37
FINS	40	68	77	31	21	7	3	10	-9
DEPENDENT NEGLECT	14	20	24	10	10	0	0	0	-4
PROBATION VIOLATION	3	33	29	7	6	0	1	14	4
PATERNITY	0	0	0	0	0	0	0	0	0
CUSTODY SUPPORT	1	0	1	0	0	0	0	0	-1
ADOPTION	0	2	0	2	2	0	0	0	2
TERM OF PRNTL RIGHTS	0	0	0	0	0	0	0	0	0
URESA	0	0	0	0	0	0	0	0	0
GUARDIANSHIP	0	0	0	0	0	0	0	0	0
CIVIL COMMITMENT	0	0	0	0	0	0	0	0	0
REVIEW HEARING	2	32	34	0	0	0	0	0	-2
OTHER	0	0	0	0	0	0	0	0	0
TOTAL	119	228	275	72	60	8	4	6	-47
HOT SPRING COUNTY 07 30									
DELINQUENT	17	102	103	16	16	0	0	0	-1
FINS	3	43	38	8	8	0	0	0	5
DEPENDENT NEGLECT	0	14	11	3	3	0	0	0	3
PROBATION VIOLATION	2	2	4	0	0	0	0	0	-2
PATERNITY	0	0	0	0	0	0	0	0	0
CUSTODY SUPPORT	0	0	0	0	0	0	0	0	0
ADOPTION	0	3	3	0	0	0	0	0	0
TERM OF PRNTL RIGHTS	0	0	0	0	0	0	0	0	0
URESA	0	0	0	0	0	0	0	0	0
GUARDIANSHIP	0	0	0	0	0	0	0	0	0
CIVIL COMMITMENT	0	0	0	0	0	0	0	0	0
REVIEW HEARING	0	25	25	0	0	0	0	0	0
OTHER	0	0	0	0	0	0	0	0	0
TOTAL	22	189	184	27	27	0	0	0	5
SALINE COUNTY 07 63									
DELINQUENT	97	168	218	47	36	10	1	2	-50
FINS	52	232	236	48	42	6	0	0	-4
DEPENDENT NEGLECT	43	40	70	13	11	2	0	0	-30
PROBATION VIOLATION	15	34	41	8	8	0	0	0	-7
PATERNITY	0	0	0	0	0	0	0	0	0
CUSTODY SUPPORT	1	2	1	2	2	0	0	0	1
ADOPTION	0	1	1	0	0	0	0	0	0
TERM OF PRNTL RIGHTS	0	0	0	0	0	0	0	0	0
URESA	0	0	0	0	0	0	0	0	0
GUARDIANSHIP	0	2	2	0	0	0	0	0	0
CIVIL COMMITMENT	0	0	0	0	0	0	0	0	0
REVIEW HEARING	3	372	374	1	1	0	0	0	-2
OTHER	0	0	0	0	0	0	0	0	0
TOTAL	211	351	943	119	100	18	1	1	-92

	PENDING AT START	FILED	ADJUDI- CATED	PENDING AT END	LESS 1 YR	1 - 2 YRS	OVER 2 YRS	% OVER 2 YRS	PENDING CHANGE

DISTRICT 07									
DELINQUENT	173	343	431	85	73	11	1	1	-88
FINS	95	343	351	87	71	13	3	3	-8
DEPENDENT NEGLECT	57	74	105	26	24	2	0	0	-31
PROBATION VIOLATION	20	69	74	15	14	0	1	7	-5
PATERNITY	0	0	0	0	0	0	0	0	0
CUSTODY SUPPORT	2	2	2	2	2	0	0	0	0
ADOPTION	0	6	4	2	2	0	0	0	2
TERM OF PRNTL RIGHTS	0	0	0	0	0	0	0	0	0
URESA	0	0	0	0	0	0	0	0	0
GUARDIANSHIP	0	2	2	0	0	0	0	0	0
CIVIL COMMITMENT	0	0	0	0	0	0	0	0	0
REVIEW HEARING	5	429	433	1	1	0	0	0	-4
OTHER	0	0	0	0	0	0	0	0	0
TOTAL	352	1263	1402	218	187	26	5	2	-134

HEMPSTEAD COUNTY 08 29									
DELINQUENT	13	29	34	3	3	1	4	50	-5
FINS	9	31	24	16	12	4	0	0	7
DEPENDENT NEGLECT	10	16	20	6	6	0	0	0	-4
PROBATION VIOLATION	3	11	12	2	1	1	0	0	-1
PATERNITY	1	0	0	1	0	0	1	100	0
CUSTODY SUPPORT	0	2	2	0	0	0	0	0	0
ADOPTION	0	0	0	0	0	0	0	0	0
TERM OF PRNTL RIGHTS	0	0	0	0	0	0	0	0	0
URESA	0	0	0	0	0	0	0	0	0
GUARDIANSHIP	0	0	0	0	0	0	0	0	0
CIVIL COMMITMENT	0	0	0	0	0	0	0	0	0
REVIEW HEARING	1	94	93	2	1	1	0	0	1
OTHER	1	0	1	0	0	0	0	0	-1
TOTAL	38	183	186	35	23	7	5	14	-3

LAFAYETTE COUNTY 08 37									
DELINQUENT	9	45	43	11	8	2	1	9	2
FINS	1	7	8	0	0	0	0	0	-1
DEPENDENT NEGLECT	4	2	6	0	0	0	0	0	-4
PROBATION VIOLATION	1	4	4	1	0	1	0	0	0
PATERNITY	21	0	6	15	0	0	15	100	-6
CUSTODY SUPPORT	1	30	13	13	12	0	1	8	12
ADOPTION	0	0	0	0	0	0	0	0	0
TERM OF PRNTL RIGHTS	0	0	0	0	0	0	0	0	0
URESA	2	0	0	2	0	0	0	0	0
GUARDIANSHIP	0	0	0	0	0	0	0	0	0
CIVIL COMMITMENT	0	0	0	0	0	0	0	0	0
REVIEW HEARING	3	12	15	0	0	0	0	0	-3
OTHER	0	0	0	0	0	0	0	0	0
TOTAL	42	100	100	42	20	5	17	40	0

	PENDING AT START	FILED	ADJUDI- CATED	PENDING AT END	LESS 1 YR	1 - 2 YRS	OVER 2 YRS	% OVER 2 YRS	PENDING CHANGE
MILLER COUNTY	08 46								
DELINQUENT	56	401	212	245	215	13	17	7	189
FINS	51	159	65	145	111	21	13	9	94
DEPENDENT NEGLECT	18	37	46	9	4	2	3	33	-9
PROBATION VIOLATION	1	7	7	1	0	0	1	100	0
PATERNITY	0	0	0	0	0	0	0	0	0
CUSTODY SUPPORT	1	0	1	0	0	0	0	0	-1
ADOPTION	0	2	2	0	0	0	0	0	0
TERM OF PRNTL RIGHTS	2	0	2	0	0	0	0	0	-2
URESA	0	0	0	0	0	0	0	0	0
GUARDIANSHIP	0	3	2	1	1	0	0	0	1
CIVIL COMMITMENT	0	0	0	0	0	0	0	0	0
REVIEW HEARING	3	232	221	14	14	0	0	0	11
OTHER	0	0	0	0	0	0	0	0	0
TOTAL	132	841	558	415	345	36	34	8	283

NEVADA COUNTY	03 50								
DELINQUENT	7	41	40	8	8	0	0	0	1
FINS	2	4	6	0	0	0	0	0	-2
DEPENDENT NEGLECT	0	5	5	0	0	0	0	0	0
PROBATION VIOLATION	13	17	23	7	5	2	0	0	-6
PATERNITY	0	0	0	0	0	0	0	0	0
CUSTODY SUPPORT	2	2	4	0	0	0	0	0	-2
ADOPTION	0	0	0	0	0	0	0	0	0
TERM OF PRNTL RIGHTS	0	0	0	0	0	0	0	0	0
URESA	0	0	0	0	0	0	0	0	0
GUARDIANSHIP	0	0	0	0	0	0	0	0	0
CIVIL COMMITMENT	0	0	0	0	0	0	0	0	0
REVIEW HEARING	1	58	56	3	3	0	0	0	2
OTHER	0	0	0	0	0	0	0	0	0
TOTAL	25	127	134	18	16	2	0	0	-7

DISTRICT 08									
DELINQUENT	85	516	329	272	234	16	22	8	187
FINS	63	201	103	161	123	25	13	8	98
DEPENDENT NEGLECT	32	60	77	15	10	2	3	20	-17
PROBATION VIOLATION	18	39	46	11	6	4	1	9	-7
PATERNITY	22	0	6	16	0	0	16	100	-6
CUSTODY SUPPORT	4	34	25	13	12	0	1	8	9
ADOPTION	0	2	2	0	0	0	0	0	0
TERM OF PRNTL RIGHTS	2	0	2	0	0	0	0	0	-2
URESA	2	0	0	2	0	2	0	0	0
GUARDIANSHIP	0	3	2	1	1	0	0	0	1
CIVIL COMMITMENT	0	0	0	0	0	0	0	0	0
REVIEW HEARING	8	396	385	19	18	1	0	0	11
OTHER	1	0	1	0	0	0	0	0	-1
TOTAL	237	1251	978	510	404	50	56	11	273

	PENDING AT START	FILED	ADJUDI- CATED	PENDING AT END	LESS 1 YR	1 - 2 YRS	OVER 2 YRS	% OVER 2 YRS	PENDING CHANGE
CLARK COUNTY	09E10								
DELINQUENT	14	157	149	22	22	0	0	0	8
FINS	3	9	12	0	0	0	0	0	-3
DEPENDENT NEGLECT	4	3	3	1	1	0	0	0	-3
PROBATION VIOLATION	0	4	4	0	0	0	0	0	0
PATERNITY	0	0	0	0	0	0	0	0	0
CUSTODY SUPPORT	0	0	0	0	0	0	0	0	0
ADOPTION	0	0	0	0	0	0	0	0	0
TERM OF PRNTL RIGHTS	0	0	0	0	0	0	0	0	0
URESA	0	0	0	0	0	0	0	0	0
GUARDIANSHIP	0	0	0	0	0	0	0	0	0
CIVIL COMMITMENT	0	0	0	0	0	0	0	0	0
REVIEW HEARING	0	6	1	5	5	0	0	0	5
OTHER	0	0	0	0	0	0	0	0	0
TOTAL	21	181	174	28	28	0	0	0	7

PIKE COUNTY	09E55								
DELINQUENT	4	39	43	0	0	0	0	0	-4
FINS	0	5	4	1	1	0	0	0	1
DEPENDENT NEGLECT	3	2	5	0	0	0	0	0	-3
PROBATION VIOLATION	3	0	3	0	0	0	0	0	-3
PATERNITY	0	0	0	0	0	0	0	0	0
CUSTODY SUPPORT	5	0	5	0	0	0	0	0	-5
ADOPTION	0	0	0	0	0	0	0	0	0
TERM OF PRNTL RIGHTS	0	0	0	0	0	0	0	0	0
URESA	0	0	0	0	0	0	0	0	0
GUARDIANSHIP	0	0	0	0	0	0	0	0	0
CIVIL COMMITMENT	0	0	0	0	0	0	0	0	0
REVIEW HEARING	0	6	6	0	0	0	0	0	0
OTHER	0	0	0	0	0	0	0	0	0
TOTAL	15	52	66	1	1	0	0	0	-14

DISTRICT 09E									
DELINQUENT	18	196	192	22	22	0	0	0	4
FINS	3	14	16	1	1	0	0	0	-2
DEPENDENT NEGLECT	7	7	13	1	1	0	0	0	-6
PROBATION VIOLATION	3	4	7	0	0	0	0	0	-3
PATERNITY	0	0	0	0	0	0	0	0	0
CUSTODY SUPPORT	5	0	5	0	0	0	0	0	-5
ADOPTION	0	0	0	0	0	0	0	0	0
TERM OF PRNTL RIGHTS	0	0	0	0	0	0	0	0	0
URESA	0	0	0	0	0	0	0	0	0
GUARDIANSHIP	0	0	0	0	0	0	0	0	0
CIVIL COMMITMENT	0	0	0	0	0	0	0	0	0
REVIEW HEARING	0	12	7	5	5	0	0	0	5
OTHER	0	0	0	0	0	0	0	0	0
TOTAL	36	233	240	29	29	0	0	0	-7

	PENDING AT START	FILED	ADJUDI- CATED	PENDING AT END	LESS 1 YR	1 - 2 YRS	OVER 2 YRS	% OVER 2 YRS	PENDING CHANGE
HOWARD COUNTY 09W31									
DELINQUENT	14	30	31	13	4	4	5	38	-1
FINS	1	4	4	1	0	1	0	0	0
DEPENDENT NEGLECT	0	14	11	3	3	0	0	0	3
PROBATION VIOLATION	0	7	5	2	2	0	0	0	2
PATERNITY	33	22	22	25	30	9	7	14	12
CUSTODY SUPPORT	17	17	24	10	1	7	2	20	-7
ADOPTION	0	0	0	0	0	0	0	0	0
TERM OF PRNTL RIGHTS	0	0	0	0	0	0	0	0	0
URESA	1	6	5	2	1	1	0	0	1
GUARDIANSHIP	1	0	1	0	0	0	0	0	-1
CIVIL COMMITMENT	0	0	0	0	0	0	0	0	0
REVIEW HEARING	2	26	27	1	1	0	0	0	-1
OTHER	0	0	0	0	0	0	0	0	0
TOTAL	69	160	152	77	42	21	14	18	8
LITTLE RIVER COUNTY 09W41									
DELINQUENT	16	37	25	28	14	2	12	43	12
FINS	2	9	9	2	1	0	1	50	0
DEPENDENT NEGLECT	1	8	8	3	3	0	0	0	2
PROBATION VIOLATION	2	4	3	3	1	2	0	0	1
PATERNITY	1	0	1	0	0	0	0	0	-1
CUSTODY SUPPORT	0	0	0	0	0	0	0	0	0
ADOPTION	0	0	0	0	0	0	0	0	0
TERM OF PRNTL RIGHTS	0	0	0	0	0	0	0	0	0
URESA	0	0	0	0	0	0	0	0	0
GUARDIANSHIP	2	1	3	9	0	0	0	0	-2
CIVIL COMMITMENT	0	0	0	0	0	0	0	0	0
REVIEW HEARING	3	25	28	0	0	0	0	0	-3
OTHER	0	0	0	0	0	0	0	0	0
TOTAL	27	84	75	36	19	4	13	36	9
SEVIER COUNTY 09W67									
DELINQUENT	6	52	44	14	8	2	4	29	8
FINS	1	7	2	6	5	0	1	17	5
DEPENDENT NEGLECT	2	8	10	0	0	0	0	0	-2
PROBATION VIOLATION	0	10	3	7	7	0	0	0	7
PATERNITY	0	0	0	0	0	0	0	0	0
CUSTODY SUPPORT	0	0	0	0	0	0	0	0	0
ADOPTION	0	0	0	0	0	0	0	0	0
TERM OF PRNTL RIGHTS	0	0	0	0	0	0	0	0	0
URESA	0	0	0	0	0	0	0	0	0
GUARDIANSHIP	0	0	0	0	0	0	0	0	0
CIVIL COMMITMENT	0	0	0	0	0	0	0	0	0
REVIEW HEARING	1	21	22	0	0	0	0	0	-1
OTHER	0	0	0	0	0	0	0	0	0
TOTAL	10	93	51	27	20	2	5	19	17

Juvenile Summary 07/01/92 thru 06/30/93

REPORT DATE 10/22/93

PAGE 221

	PENDING AT START	FILED	ADJUDI- CATED	PENDING AT END	LESS 1 YR	1 - 2 YRS	OVER 2 YRS	% OVER 2 YRS	PENDING CHANGE

DISTRICT 09W									
DELINQUENT	36	119	100	55	26	8	21	38	19
FINS	4	20	15	9	6	1	2	22	5
DEPENDENT NEGLECT	3	30	27	6	6	0	0	0	3
PROBATION VIOLATION	2	21	11	12	10	2	0	0	10
PATERNITY	34	56	45	45	30	8	7	16	11
CUSTODY SUPPORT	17	17	24	10	1	7	2	20	-7
ADOPTION	0	0	0	0	0	0	0	0	0
TERM OF PRNTL RIGHTS	0	0	0	0	0	0	0	0	0
URESA	1	6	5	2	1	1	0	0	1
GUARDIANSHIP	3	1	4	0	0	0	0	0	-3
CIVIL COMMITMENT	0	0	0	0	0	0	0	0	0
REVIEW HEARING	0	72	77	1	1	0	0	0	-5
OTHER	0	0	0	0	0	0	0	0	0
TOTAL	106	342	308	140	61	27	32	23	34

ASHLEY COUNTY	10 C2								
DELINQUENT	27	51	48	30	8	1	21	70	3
FINS	5	3	3	5	3	0	2	40	0
DEPENDENT NEGLECT	1	17	2	16	15	0	1	6	15
PROBATION VIOLATION	2	3	10	0	0	0	0	0	-2
PATERNITY	0	0	0	0	0	0	0	0	0
CUSTODY SUPPORT	0	1	1	0	0	0	0	0	0
ADOPTION	0	0	0	0	0	0	0	0	0
TERM OF PRNTL RIGHTS	0	0	0	0	0	0	0	0	0
URESA	0	0	0	0	0	0	0	0	0
GUARDIANSHIP	1	0	0	1	0	0	1	100	0
CIVIL COMMITMENT	0	0	0	0	0	0	0	0	0
REVIEW HEARING	0	10	7	3	3	0	0	0	3
OTHER	0	0	0	0	0	0	0	0	0
TOTAL	36	95	76	55	29	1	25	45	19

BRADLEY COUNTY	10 06								
DELINQUENT	12	54	49	17	9	1	7	41	5
FINS	7	28	26	9	7	1	1	11	2
DEPENDENT NEGLECT	1	14	11	4	4	0	0	0	3
PROBATION VIOLATION	3	16	16	3	3	0	0	0	0
PATERNITY	0	1	1	0	0	0	0	0	0
CUSTODY SUPPORT	1	2	1	2	2	0	0	0	1
ADOPTION	0	0	0	0	0	0	0	0	0
TERM OF PRNTL RIGHTS	0	0	0	0	0	0	0	0	0
URESA	0	0	0	0	0	0	0	0	0
GUARDIANSHIP	0	0	0	0	0	0	0	0	0
CIVIL COMMITMENT	0	0	0	0	0	0	0	0	0
REVIEW HEARING	1	45	34	12	12	0	0	0	11
OTHER	0	0	0	0	0	0	0	0	0
TOTAL	25	160	138	47	37	2	8	17	22

	PENDING AT START	FILED	ADJUDI- CATED	PENDING AT END	LESS 1 YR	1 - 2 YRS	OVER 2 YRS	% OVER 2 YRS	PENDING CHANGE
DREW COUNTY	10 22								
DELINQUENT	29	60	56	33	15	4	14	42	4
FINS	10	16	16	10	3	2	5	50	0
DEPENDENT NEGLECT	17	11	22	6	3	0	3	50	-11
PROBATION VIOLATION	6	7	11	2	1	0	1	50	-4
PATERNITY	1	2	2	1	0	1	0	0	0
CUSTODY SUPPORT	2	2	3	1	0	0	1	100	-1
ADOPTION	0	0	0	0	0	0	0	0	0
TERM OF PRNTL RIGHTS	1	0	1	0	0	0	0	0	-1
URESA	0	0	0	0	0	0	0	0	0
GUARDIANSHIP	0	1	0	1	1	0	0	0	1
CIVIL COMMITMENT	0	0	0	0	0	0	0	0	0
REVIEW HEARING	7	55	54	3	8	0	0	0	1
OTHER	0	0	0	0	0	0	0	0	0
TOTAL	73	154	165	62	31	7	24	39	-11

DISTRICT 10									
DELINQUENT	137	305	343	159	85	19	55	35	22
FINS	51	97	99	50	19	14	17	34	-1
DEPENDENT NEGLECT	24	54	47	31	25	2	4	13	7
PROBATION VIOLATION	14	63	52	25	24	0	1	4	11
PATERNITY	1	3	3	1	0	1	0	0	0
CUSTODY SUPPORT	3	8	8	3	2	0	1	33	0
ADOPTION	0	0	0	0	0	0	0	0	0
TERM OF PRNTL RIGHTS	1	0	1	0	0	0	0	0	-1
URESA	0	0	0	0	0	0	0	0	0
GUARDIANSHIP	1	2	1	2	1	0	1	50	1
CIVIL COMMITMENT	0	0	0	0	0	0	0	0	0
REVIEW HEARING	14	247	193	63	65	0	3	4	54
OTHER	0	0	0	0	0	0	0	0	0
TOTAL	246	839	746	339	221	36	82	24	93

ARKANSAS COUNTY 11EC10									
DELINQUENT	12	39	36	15	15	0	0	0	3
FINS	1	6	3	4	4	0	0	0	3
DEPENDENT NEGLECT	0	12	12	0	0	0	0	0	0
PROBATION VIOLATION	3	4	6	1	1	0	0	0	-2
PATERNITY	0	0	0	0	0	0	0	0	0
CUSTODY SUPPORT	1	1	2	0	0	0	0	0	-1
ADOPTION	0	1	1	0	0	0	0	0	0
TERM OF PRNTL RIGHTS	0	0	0	0	0	0	0	0	0
URESA	0	0	0	0	0	0	0	0	0
GUARDIANSHIP	0	0	0	0	0	0	0	0	0
CIVIL COMMITMENT	0	0	0	0	0	0	0	0	0
REVIEW HEARING	3	29	22	10	10	0	0	0	7
OTHER	0	0	0	0	0	0	0	0	0
TOTAL	20	92	82	30	30	0	0	0	10

	PENDING AT START	FILED	ADJUDI- CATED	PENDING AT END	LESS 1 YR	1 - 2 YRS	OVER 2 YRS	% OVER 2 YRS	PENDING CHANGE
ARKANSAS COUNTY	11E015								
DELINQUENT	11	94	86	19	19	0	0	0	8
FINS	6	11	15	2	2	0	0	0	-4
DEPENDENT NEGLECT	1	3	3	1	1	0	0	0	0
PROBATION VIOLATION	0	4	4	0	0	0	0	0	0
PATERNITY	0	0	0	0	0	0	0	0	0
CUSTODY SUPPORT	1	1	0	2	1	1	0	0	1
ADOPTION	0	0	0	0	0	0	0	0	0
TERM OF PRNTL RIGHTS	0	0	0	0	0	0	0	0	0
URESA	0	0	0	0	0	0	0	0	0
GUARDIANSHIP	0	0	0	0	0	0	0	0	0
CIVIL COMMITMENT	0	0	0	0	0	0	0	0	0
REVIEW HEARING	1	1	2	0	0	0	0	0	-1
OTHER	0	0	0	0	0	0	0	0	0
TOTAL	20	114	110	24	23	1	0	0	4

DISTRICT 11E									
DELINQUENT	23	133	122	34	34	0	0	0	11
FINS	7	17	18	6	6	0	0	0	-1
DEPENDENT NEGLECT	1	15	15	1	1	0	0	0	0
PROBATION VIOLATION	3	8	10	1	1	0	0	0	-2
PATERNITY	0	0	0	0	0	0	0	0	0
CUSTODY SUPPORT	2	2	2	2	1	1	0	0	0
ADOPTION	0	1	1	0	0	0	0	0	0
TERM OF PRNTL RIGHTS	0	0	0	0	0	0	0	0	0
URESA	0	0	0	0	0	0	0	0	0
GUARDIANSHIP	0	0	0	0	0	0	0	0	0
CIVIL COMMITMENT	0	0	0	0	0	0	0	0	0
REVIEW HEARING	4	30	24	10	10	0	0	0	6
OTHER	0	0	0	0	0	0	0	0	0
TOTAL	40	206	192	54	53	1	0	0	14

JEFFERSON COUNTY	11W35								
DELINQUENT	214	935	832	267	259	8	0	0	53
FINS	29	136	126	39	38	1	0	0	10
DEPENDENT NEGLECT	33	112	129	16	15	1	0	0	-17
PROBATION VIOLATION	16	115	99	35	33	2	0	0	19
PATERNITY	0	1	0	1	1	0	0	0	1
CUSTODY SUPPORT	4	2	4	2	2	0	0	0	-2
ADOPTION	2	6	7	1	1	0	0	0	-1
TERM OF PRNTL RIGHTS	0	0	0	0	0	0	0	0	0
URESA	0	0	0	0	0	0	0	0	0
GUARDIANSHIP	0	0	0	0	0	0	0	0	0
CIVIL COMMITMENT	0	0	0	0	0	0	0	0	0
REVIEW HEARING	1	675	674	2	2	0	0	0	1
OTHER	0	0	0	0	0	0	0	0	0
TOTAL	299	1985	1921	363	351	12	0	0	64

	PENDING AT START	FILED	ADJUDI- CATED	PENDING AT END	LESS 1 YR	1 - 2 YRS	OVER 2 YRS	% OVER 2 YRS	PENDING CHANGE
LINCOLN COUNTY 11W40									
DELINQUENT	16	20	24	12	1	2	9	75	-4
FINS	3	23	24	2	0	2	0	0	-1
DEPENDENT NEGLECT	9	16	16	9	1	0	8	89	0
PROBATION VIOLATION	0	1	1	0	0	0	0	0	0
PATERNITY	0	0	0	0	0	0	0	0	0
CUSTODY SUPPORT	0	1	1	0	0	0	0	0	0
ADOPTION	0	3	3	0	0	0	0	0	0
TERM OF PRNTL RIGHTS	0	0	0	0	0	0	0	0	0
URESA	0	0	0	0	0	0	0	0	0
GUARDIANSHIP	0	0	0	0	0	0	0	0	0
CIVIL COMMITMENT	0	0	0	0	0	0	0	0	0
REVIEW HEARING	1	105	105	1	1	0	0	0	0
OTHER	0	0	0	0	0	0	0	0	0
TOTAL	29	169	174	24	3	4	17	71	-5

DISTRICT 11W									
DELINQUENT	230	955	906	279	260	10	9	3	49
FINS	32	159	150	41	32	3	0	0	9
DEPENDENT NEGLECT	42	123	145	25	16	1	8	32	-17
PROBATION VIOLATION	16	119	100	35	33	2	0	0	19
PATERNITY	0	1	0	1	1	0	0	0	1
CUSTODY SUPPORT	4	3	5	2	2	0	0	0	-2
ADOPTION	2	9	10	1	1	0	0	0	-1
TERM OF PRNTL RIGHTS	0	0	0	0	0	0	0	0	0
URESA	0	0	0	0	0	0	0	0	0
GUARDIANSHIP	0	0	0	0	0	0	0	0	0
CIVIL COMMITMENT	0	0	0	0	0	0	0	0	0
REVIEW HEARING	2	780	779	3	3	0	0	0	1
OTHER	0	0	0	0	0	0	0	0	0
TOTAL	328	2154	2095	387	354	16	17	4	59

CRAWFORD COUNTY 12 17									
DELINQUENT	41	121	109	53	18	1	34	64	12
FINS	11	55	53	13	8	0	5	38	2
DEPENDENT NEGLECT	5	27	25	7	7	0	0	0	2
PROBATION VIOLATION	5	30	31	4	2	2	0	0	-1
PATERNITY	0	0	0	0	0	0	0	0	0
CUSTODY SUPPORT	1	2	3	0	0	0	0	0	-1
ADOPTION	0	0	0	0	0	0	0	0	0
TERM OF PRNTL RIGHTS	0	0	0	0	0	0	0	0	0
URESA	0	0	0	0	0	0	0	0	0
GUARDIANSHIP	0	0	0	0	0	0	0	0	0
CIVIL COMMITMENT	1	0	0	1	0	0	1	100	0
REVIEW HEARING	7	171	158	20	17	2	1	5	13
OTHER	0	0	0	0	0	0	0	0	0
TOTAL	71	406	379	98	52	5	41	42	27

	PENDING AT START	FILED	ADJUDI- CATED	PENDING AT END	LESS 1 YR	1 - 2 YRS	OVER 2 YRS	% OVER 2 YRS	PENDING CHANGE
SEBASTIAN COUNTY	12 66F								
DELINQUENT	50	338	355	33	31	2	0	0	-17
FINS	12	134	133	13	12	1	0	0	1
DEPENDENT NEGLECT	18	73	64	27	27	0	0	0	9
PROBATION VIOLATION	8	173	156	25	24	1	0	0	17
PATERNITY	0	2	2	0	0	0	0	0	0
CUSTODY SUPPORT	1	3	2	2	2	0	0	0	1
ADOPTION	0	6	5	1	1	0	0	0	1
TERM OF PRNTL RIGHTS	0	10	9	1	1	0	0	0	1
URESA	0	0	0	0	0	0	0	0	0
GUARDIANSHIP	0	4	4	0	0	0	0	0	0
CIVIL COMMITMENT	0	0	0	0	0	0	0	0	0
REVIEW HEARING	21	506	464	63	50	4	0	0	42
OTHER	0	1	1	0	0	0	0	0	0
TOTAL	110	1250	1195	165	157	8	0	0	55

SEBASTIAN COUNTY	12 66G								
DELINQUENT	7	21	20	8	6	1	1	13	1
FINS	3	17	16	4	4	0	0	0	1
DEPENDENT NEGLECT	3	9	5	7	6	0	1	14	4
PROBATION VIOLATION	2	4	4	2	2	0	0	0	0
PATERNITY	0	0	0	0	0	0	0	0	0
CUSTODY SUPPORT	0	1	1	0	0	0	0	0	0
ADOPTION	0	0	0	0	0	0	0	0	0
TERM OF PRNTL RIGHTS	0	0	0	0	0	0	0	0	0
URESA	0	0	0	0	0	0	0	0	0
GUARDIANSHIP	0	0	0	0	0	0	0	0	0
CIVIL COMMITMENT	0	0	0	0	0	0	0	0	0
REVIEW HEARING	3	41	33	11	6	3	2	18	8
OTHER	0	0	0	0	0	0	0	0	0
TOTAL	18	93	79	32	24	4	4	13	14

DISTRICT	12								
DELINQUENT	98	430	484	94	55	4	35	37	-4
FINS	26	206	202	30	24	1	5	17	4
DEPENDENT NEGLECT	26	109	94	41	40	0	1	2	15
PROBATION VIOLATION	15	207	191	31	28	3	0	0	16
PATERNITY	0	2	2	0	0	0	0	0	0
CUSTODY SUPPORT	2	6	6	2	2	0	0	0	0
ADOPTION	0	6	5	1	1	0	0	0	1
TERM OF PRNTL RIGHTS	0	10	9	1	1	0	0	0	1
URESA	0	0	0	0	0	0	0	0	0
GUARDIANSHIP	0	4	4	0	0	0	0	0	0
CIVIL COMMITMENT	1	0	0	1	0	0	1	100	0
REVIEW HEARING	31	718	655	94	82	9	3	3	63
OTHER	0	1	1	0	0	0	0	0	0
TOTAL	199	1749	1633	295	233	17	45	15	96

	PENDING AT START	FILED	ADJUDI- CATED	PENDING AT END	LESS 1 YR	1 - 2 YRS	OVER 2 YRS	% OVER 2 YRS	PENDING CHANGE
CALHOUN COUNTY 13 07									
DELINQUENT	3	9	9	3	1	1	1	33	0
FINS	3	1	3	1	0	1	0	0	-2
DEPENDENT NEGLECT	0	10	8	2	2	0	0	0	2
PROBATION VIOLATION	0	1	1	0	0	0	0	0	0
PATERNITY	0	0	0	0	0	0	0	0	0
CUSTODY SUPPORT	0	1	1	0	0	0	0	0	0
ADOPTION	0	1	1	0	0	0	0	0	0
TERM OF PRNTL RIGHTS	0	0	0	0	0	0	0	0	0
URESA	0	0	0	0	0	0	0	0	0
GUARDIANSHIP	0	0	0	0	0	0	0	0	0
CIVIL COMMITMENT	0	0	0	0	0	0	0	0	0
REVIEW HEARING	1	13	16	3	3	0	0	0	2
OTHER	0	0	0	0	0	0	0	0	0
TOTAL	7	41	39	9	6	2	1	11	2
CLEVELAND COUNTY 13 13									
DELINQUENT	1	1	2	0	0	0	0	0	-1
FINS	1	6	7	0	0	0	0	0	-1
DEPENDENT NEGLECT	3	12	6	9	6	0	3	33	6
PROBATION VIOLATION	0	0	0	0	0	0	0	0	0
PATERNITY	0	0	0	0	0	0	0	0	0
CUSTODY SUPPORT	0	1	0	1	1	0	0	0	1
ADOPTION	0	1	1	0	0	0	0	0	0
TERM OF PRNTL RIGHTS	0	0	0	0	0	0	0	0	0
URESA	0	0	0	0	0	0	0	0	0
GUARDIANSHIP	0	2	2	0	0	0	0	0	0
CIVIL COMMITMENT	0	0	0	0	0	0	0	0	0
REVIEW HEARING	0	8	8	0	0	0	0	0	0
OTHER	0	0	0	0	0	0	0	0	0
TOTAL	5	31	26	10	7	0	3	30	5
COLUMBIA COUNTY 13 14									
DELINQUENT	60	51	90	21	10	8	3	14	-39
FINS	8	13	20	1	1	0	0	0	-7
DEPENDENT NEGLECT	5	15	17	3	2	1	0	0	-2
PROBATION VIOLATION	2	1	3	0	0	0	0	0	-2
PATERNITY	0	0	0	0	0	0	0	0	0
CUSTODY SUPPORT	0	0	0	0	0	0	0	0	0
ADOPTION	0	0	0	0	0	0	0	0	0
TERM OF PRNTL RIGHTS	0	0	0	0	0	0	0	0	0
URESA	0	0	0	0	0	0	0	0	0
GUARDIANSHIP	0	0	0	0	0	0	0	0	0
CIVIL COMMITMENT	0	0	0	0	0	0	0	0	0
REVIEW HEARING	1	26	22	5	3	2	0	0	4
OTHER	0	0	0	0	0	0	0	0	0
TOTAL	76	106	152	30	16	11	3	10	-46

	PENDING AT START	FILED	ADJUDI- CATED	PENDING AT END	LESS 1 YR	1 - 2 YRS	OVER 2 YRS	% OVER 2 YRS	PENDING CHANGE
DALLAS COUNTY	13	20							
DELINQUENT	4	16	9	11	7	0	4	36	7
FINS	2	12	13	1	0	0	1	100	-1
DEPENDENT NEGLECT	1	13	7	7	6	0	1	14	6
PROBATION VIOLATION	3	6	4	5	4	0	1	20	2
PATERNITY	0	3	0	3	3	0	0	0	3
CUSTODY SUPPORT	0	1	1	0	0	0	0	0	0
ADOPTION	0	0	0	0	0	0	0	0	0
TERM OF PRNTL RIGHTS	0	3	0	3	3	0	0	0	3
URESA	0	0	0	0	0	0	0	0	0
GUARDIANSHIP	0	0	0	0	0	0	0	0	0
CIVIL COMMITMENT	0	0	0	0	0	0	0	0	0
REVIEW HEARING	0	22	19	3	3	0	0	0	3
OTHER	0	0	0	0	0	0	0	0	0
TOTAL	10	76	53	33	26	0	7	21	23
OUACHITA COUNTY	13	52							
DELINQUENT	36	93	114	15	13	2	0	0	-21
FINS	8	27	31	4	2	2	0	0	-4
DEPENDENT NEGLECT	6	28	32	2	0	2	0	0	-4
PROBATION VIOLATION	2	16	15	3	3	0	0	0	1
PATERNITY	2	1	1	2	1	1	0	0	0
CUSTODY SUPPORT	0	7	5	2	2	0	0	0	2
ADOPTION	0	0	0	0	0	0	0	0	0
TERM OF PRNTL RIGHTS	0	0	0	0	0	0	0	0	0
URESA	1	0	0	1	0	0	1	100	0
GUARDIANSHIP	0	3	1	2	2	0	0	0	2
CIVIL COMMITMENT	0	0	0	0	0	0	0	0	0
REVIEW HEARING	17	55	100	2	2	0	0	0	-15
OTHER	0	0	0	0	0	0	0	0	0
TOTAL	72	260	299	33	25	7	1	3	-39
UNION COUNTY	13	70							
DELINQUENT	31	167	191	57	26	5	26	46	-24
FINS	31	43	50	24	11	6	7	29	-7
DEPENDENT NEGLECT	10	15	19	6	4	0	2	33	-4
PROBATION VIOLATION	24	18	38	4	1	1	2	50	-20
PATERNITY	1	1	2	0	0	0	0	0	-1
CUSTODY SUPPORT	0	0	0	0	0	0	0	0	0
ADOPTION	0	5	1	4	4	0	0	0	4
TERM OF PRNTL RIGHTS	0	0	0	0	0	0	0	0	0
URESA	0	0	0	0	0	0	0	0	0
GUARDIANSHIP	0	0	0	0	0	0	0	0	0
CIVIL COMMITMENT	0	0	0	0	0	0	0	0	0
REVIEW HEARING	16	67	74	0	0	0	0	0	-7
OTHER	0	0	0	0	0	0	0	0	0
TOTAL	163	316	375	104	55	12	37	36	-59

	PENDING AT START	FILED	ADJUDI- CATED	PENDING AT END	LESS 1 YR	1 - 2 YRS	OVER 2 YRS	% OVER 2 YRS	PENDING CHANGE

DISTRICT 13									
DELINQUENT	185	337	415	107	57	16	34	32	-78
FINS	53	102	124	31	14	9	3	26	-22
DEPENDENT NEGLECT	25	93	89	29	20	3	6	21	4
PROBATION VIOLATION	31	42	61	12	8	1	3	25	-19
PATERNITY	3	5	3	5	4	1	0	0	2
CUSTODY SUPPORT	0	10	7	3	3	0	0	0	3
ADOPTION	0	7	3	4	4	0	0	0	4
TERM OF PRNTL RIGHTS	0	3	0	3	3	0	0	0	3
URESA	1	0	0	1	0	0	1	100	0
GUARDIANSHIP	0	5	3	2	2	0	0	0	2
CIVIL COMMITMENT	0	0	0	0	0	0	0	0	0
REVIEW HEARING	35	226	239	22	20	2	0	0	-13
OTHER	0	0	0	0	0	0	0	0	0
TOTAL	333	830	944	219	135	32	52	24	-114

BAXTER COUNTY	14	03							
DELINQUENT	14	59	60	13	12	1	0	0	-1
FINS	0	54	44	10	10	0	0	0	10
DEPENDENT NEGLECT	7	19	20	6	6	0	0	0	-1
PROBATION VIOLATION	11	29	37	3	1	2	0	0	-8
PATERNITY	2	6	5	3	2	1	0	0	1
CUSTODY SUPPORT	2	3	4	1	1	0	0	0	-1
ADOPTION	3	0	2	1	0	1	0	0	-2
TERM OF PRNTL RIGHTS	0	3	2	1	1	0	0	0	1
URESA	0	0	0	0	0	0	0	0	0
GUARDIANSHIP	0	0	0	0	0	0	0	0	0
CIVIL COMMITMENT	0	0	0	0	0	0	0	0	0
REVIEW HEARING	1	59	51	9	9	0	0	0	8
OTHER	0	0	0	0	0	0	0	0	0
TOTAL	40	232	225	47	42	5	0	0	7

BOONE COUNTY	14	05							
DELINQUENT	5	21	20	6	3	1	2	33	1
FINS	11	38	34	15	7	1	7	47	4
DEPENDENT NEGLECT	16	11	14	13	6	4	3	23	-3
PROBATION VIOLATION	2	7	4	5	3	0	2	40	3
PATERNITY	0	0	0	0	0	0	0	0	0
CUSTODY SUPPORT	2	0	0	2	0	2	0	0	0
ADOPTION	0	3	3	0	0	0	0	0	0
TERM OF PRNTL RIGHTS	0	3	0	3	3	0	0	0	3
URESA	0	0	0	0	0	0	0	0	0
GUARDIANSHIP	0	0	0	0	0	0	0	0	0
CIVIL COMMITMENT	0	0	0	0	0	0	0	0	0
REVIEW HEARING	0	52	50	2	2	0	0	0	2
OTHER	0	0	0	0	0	0	0	0	0
TOTAL	36	135	125	46	24	8	14	30	10

	PENDING AT START	FILED	ADJUDI- CATED	PENDING AT END	LESS 1 YR	1 - 2 YRS	OVER 2 YRS	% OVER 2 YRS	PENDING CHANGE
MARION COUNTY 14 45									
DELINQUENT	25	44	53	16	6	1	9	56	-9
FINS	8	26	21	13	8	4	1	8	5
DEPENDENT NEGLECT	3	18	14	7	5	2	0	0	4
PROBATION VIOLATION	1	6	0	1	0	1	0	0	0
PATERNITY	0	0	0	0	0	0	0	0	0
CUSTODY SUPPORT	0	0	0	0	0	0	0	0	0
ADOPTION	0	1	1	0	0	0	0	0	0
TERM OF PRNTL RIGHTS	0	0	0	0	0	0	0	0	0
URESA	1	0	0	1	0	0	1	100	0
GUARDIANSHIP	0	0	0	0	0	0	0	0	0
CIVIL COMMITMENT	0	0	0	0	0	0	0	0	0
REVIEW HEARING	2	61	53	0	0	0	0	0	-2
OTHER	0	0	0	0	0	0	0	0	0
TOTAL	40	156	158	38	19	8	11	29	-2
NEWTON COUNTY 14 51									
DELINQUENT	4	3	3	4	0	0	4	100	0
FINS	4	13	12	5	4	0	1	20	1
DEPENDENT NEGLECT	8	4	4	3	3	0	5	63	0
PROBATION VIOLATION	0	0	0	0	0	0	0	0	0
PATERNITY	1	0	0	1	0	0	1	100	0
CUSTODY SUPPORT	0	2	0	2	2	0	0	0	2
ADOPTION	0	0	0	0	0	0	0	0	0
TERM OF PRNTL RIGHTS	0	0	0	0	0	0	0	0	0
URESA	1	0	0	1	0	0	1	100	0
GUARDIANSHIP	0	0	0	0	0	0	0	0	0
CIVIL COMMITMENT	0	0	0	0	0	0	0	0	0
REVIEW HEARING	0	10	9	1	1	0	0	0	1
OTHER	0	0	0	0	0	0	0	0	0
TOTAL	18	32	25	22	10	0	12	55	4
<hr/>									
DISTRICT 14									
DELINQUENT	48	127	136	39	21	3	15	38	-9
FINS	23	131	111	43	29	5	9	21	20
DEPENDENT NEGLECT	34	52	52	34	20	6	8	24	0
PROBATION VIOLATION	14	42	47	9	4	3	2	22	-5
PATERNITY	3	6	5	4	2	1	1	25	1
CUSTODY SUPPORT	4	5	4	5	3	2	0	0	1
ADOPTION	3	4	6	1	0	1	0	0	-2
TERM OF PRNTL RIGHTS	0	6	2	4	4	0	0	0	4
URESA	2	0	0	2	0	0	2	100	0
GUARDIANSHIP	0	0	0	0	0	0	0	0	0
CIVIL COMMITMENT	0	0	0	0	0	0	0	0	0
REVIEW HEARING	3	182	173	12	12	0	0	0	9
OTHER	0	0	0	0	0	0	0	0	0
TOTAL	134	555	536	153	95	21	37	24	19

	PENDING AT START	FILED	ADJUDI- CATED	PENDING AT END	LESS 1 YR	1 - 2 YRS	OVER 2 YRS	% OVER 2 YRS	PENDING CHANGE
CONWAY COUNTY	15	15							
DELINQUENT	7	32	21	13	15	3	0	0	11
FINS	1	7	7	1	1	0	0	0	0
DEPENDENT NEGLECT	0	9	9	0	0	0	0	0	0
PROBATION VIOLATION	0	0	0	0	0	0	0	0	0
PATERNITY	0	0	0	0	0	0	0	0	0
CUSTODY SUPPORT	0	0	0	0	0	0	0	0	0
ADOPTION	0	0	0	0	0	0	0	0	0
TERM OF PRNTL RIGHTS	0	0	0	0	0	0	0	0	0
URESA	0	0	0	0	0	0	0	0	0
GUARDIANSHIP	0	0	0	0	0	0	0	0	0
CIVIL COMMITMENT	0	0	0	0	0	0	0	0	0
REVIEW HEARING	2	64	66	0	0	0	0	0	-2
OTHER	0	0	0	0	0	0	0	0	0
TOTAL	10	112	103	19	16	3	0	0	9
LOGAN COUNTY	15	42B							
DELINQUENT	2	11	4	9	8	0	1	11	7
FINS	3	7	3	7	4	3	0	0	4
DEPENDENT NEGLECT	2	2	3	1	1	0	0	0	-1
PROBATION VIOLATION	1	0	0	1	0	1	0	0	0
PATERNITY	7	15	9	13	8	4	1	8	6
CUSTODY SUPPORT	3	5	6	2	2	0	0	0	-1
ADOPTION	0	2	2	0	0	0	0	0	0
TERM OF PRNTL RIGHTS	0	0	0	0	0	0	0	0	0
URESA	0	0	0	0	0	0	0	0	0
GUARDIANSHIP	0	0	0	0	0	0	0	0	0
CIVIL COMMITMENT	0	0	0	0	0	0	0	0	0
REVIEW HEARING	0	7	7	0	0	0	0	0	0
OTHER	0	0	0	0	0	0	0	0	0
TOTAL	18	49	34	33	23	8	2	6	15
LOGAN COUNTY	15	42P							
DELINQUENT	5	6	4	7	4	1	2	29	2
FINS	5	17	12	10	8	0	2	20	5
DEPENDENT NEGLECT	0	13	10	3	2	1	0	0	3
PROBATION VIOLATION	0	0	0	0	0	0	0	0	0
PATERNITY	4	15	5	14	13	1	0	0	10
CUSTODY SUPPORT	11	19	25	5	3	0	2	40	-6
ADOPTION	0	0	0	0	0	0	0	0	0
TERM OF PRNTL RIGHTS	0	0	0	0	0	0	0	0	0
URESA	0	0	0	0	0	0	0	0	0
GUARDIANSHIP	0	0	0	0	0	0	0	0	0
CIVIL COMMITMENT	0	0	0	0	0	0	0	0	0
REVIEW HEARING	2	25	24	3	3	0	0	0	1
OTHER	0	0	0	0	0	0	0	0	0
TOTAL	27	95	80	42	33	3	6	14	15

	PENDING AT START	FILED	ADJUDI- CATED	PENDING AT END	LESS 1 YR	1 - 2 YRS	OVER 2 YRS	X OVER 2 YRS	PENDING CHANGE
SCOTT COUNTY	15	64							
DELINQUENT	6	31	24	13	11	1	1	8	7
FINS	1	5	6	0	0	0	0	0	-1
DEPENDENT NEGLECT	1	2	1	2	1	1	0	0	1
PROBATION VIOLATION	1	6	4	3	3	0	0	0	2
PATERNITY	5	5	6	4	3	0	1	25	-1
CUSTODY SUPPORT	0	6	6	0	0	0	0	0	0
ADOPTION	0	0	0	0	0	0	0	0	0
TERM OF PRNTL RIGHTS	0	0	0	0	0	0	0	0	0
URESA	1	0	1	0	0	0	0	0	-1
GUARDIANSHIP	0	0	0	0	0	0	0	0	0
CIVIL COMMITMENT	0	1	1	0	0	0	0	0	0
REVIEW HEARING	0	33	25	3	2	0	0	0	8
OTHER	0	0	0	0	0	0	0	0	0
TOTAL	15	69	74	30	26	2	2	7	15
YELL COUNTY	15	75N							
DELINQUENT	24	13	25	12	6	6	0	0	-12
FINS	5	8	5	8	6	2	0	0	3
DEPENDENT NEGLECT	1	2	2	1	1	0	0	0	0
PROBATION VIOLATION	0	1	0	1	1	0	0	0	1
PATERNITY	0	2	2	0	0	0	0	0	0
CUSTODY SUPPORT	0	0	0	0	0	0	0	0	0
ADOPTION	0	0	0	0	0	0	0	0	0
TERM OF PRNTL RIGHTS	0	0	0	0	0	0	0	0	0
URESA	0	0	0	0	0	0	0	0	0
GUARDIANSHIP	0	0	0	0	0	0	0	0	0
CIVIL COMMITMENT	0	0	0	1	0	0	0	0	0
REVIEW HEARING	0	8	8	0	0	0	0	0	0
OTHER	0	0	0	0	0	0	0	0	0
TOTAL	30	34	42	22	14	3	0	0	-8
YELL COUNTY	15	75S							
DELINQUENT	2	3	3	2	2	0	0	0	0
FINS	2	3	2	3	3	0	0	0	1
DEPENDENT NEGLECT	0	0	0	0	0	0	0	0	0
PROBATION VIOLATION	0	0	0	0	0	0	0	0	0
PATERNITY	0	0	0	0	0	0	0	0	0
CUSTODY SUPPORT	4	2	3	3	1	2	0	0	-1
ADOPTION	0	0	0	0	0	0	0	0	0
TERM OF PRNTL RIGHTS	0	0	0	0	0	0	0	0	0
URESA	0	0	0	0	0	0	0	0	0
GUARDIANSHIP	0	0	0	0	0	0	0	0	0
CIVIL COMMITMENT	0	0	0	0	0	0	0	0	0
REVIEW HEARING	0	3	3	0	0	0	0	0	0
OTHER	0	0	0	0	0	0	0	0	0
TOTAL	8	11	11	8	6	2	0	0	0

	PENDING AT START	FILED	ADJUDI- CATED	PENDING AT END	LESS 1 YR	1 - 2 YRS	OVER 2 YRS	% OVER 2 YRS	PENDING CHANGE

DISTRICT 15									
DELINQUENT	46	96	31	61	46	11	4	7	15
FINS	17	47	35	29	22	5	2	7	12
DEPENDENT NEGLECT	4	28	25	7	5	2	0	0	3
PROBATION VIOLATION	2	7	4	5	4	1	0	0	3
PATERNITY	16	37	22	31	24	5	2	6	15
CUSTODY SUPPORT	18	32	40	10	6	2	2	20	-8
ADOPTION	0	2	2	0	0	0	0	0	0
TERM OF PRNTL RIGHTS	0	0	0	0	0	0	0	0	0
URESA	1	0	1	0	0	0	0	0	-1
GUARDIANSHIP	0	0	0	0	0	0	0	0	0
CIVIL COMMITMENT	0	1	1	0	0	0	0	0	0
REVIEW HEARING	4	14	133	11	11	0	0	0	7
OTHER	0	0	0	0	0	0	0	0	0
TOTAL	108	390	344	154	118	26	10	6	46

CLEBURNE COUNTY	16	12							
DELINQUENT	29	65	50	44	21	15	3	18	15
FINS	14	47	48	13	6	3	4	31	-1
DEPENDENT NEGLECT	8	12	13	7	7	0	0	0	-1
PROBATION VIOLATION	3	8	6	5	2	3	0	0	2
PATERNITY	14	11	11	14	7	3	4	29	0
CUSTODY SUPPORT	7	2	5	4	0	3	1	25	-3
ADOPTION	0	1	1	0	0	0	0	0	0
TERM OF PRNTL RIGHTS	0	0	0	0	0	0	0	0	0
URESA	2	0	1	1	0	1	0	0	-1
GUARDIANSHIP	0	2	2	0	0	0	0	0	0
CIVIL COMMITMENT	0	0	0	0	0	0	0	0	0
REVIEW HEARING	0	87	33	4	4	0	0	0	4
OTHER	0	0	0	0	0	0	0	0	0
TOTAL	77	235	220	92	47	28	17	18	15

FULTON COUNTY	16	25							
DELINQUENT	13	12	14	11	3	0	3	73	-2
FINS	0	11	11	0	0	0	0	0	0
DEPENDENT NEGLECT	9	4	9	4	4	0	0	0	-5
PROBATION VIOLATION	0	0	0	0	0	0	0	0	0
PATERNITY	10	5	6	9	5	2	2	22	-1
CUSTODY SUPPORT	6	1	6	1	0	1	0	0	-5
ADOPTION	0	0	0	0	0	0	0	0	0
TERM OF PRNTL RIGHTS	0	0	0	0	0	0	0	0	0
URESA	0	0	0	0	0	0	0	0	0
GUARDIANSHIP	0	0	0	0	0	0	0	0	0
CIVIL COMMITMENT	0	0	0	0	0	0	0	0	0
REVIEW HEARING	0	20	19	1	1	0	0	0	1
OTHER	0	0	0	0	0	0	0	0	0
TOTAL	38	53	65	26	13	3	10	38	-12

	PENDING AT START	FILED	ADJUDI- CATED	PENDING AT END	LESS 1 YR	1 - 2 YRS	OVER 2 YRS	% OVER 2 YRS	PENDING CHANGE
INDEPENDENCE COUNTY 16 32									
DELINQUENT	37	206	202	41	28	7	6	15	4
FINS	15	118	121	12	7	5	0	0	-3
DEPENDENT NEGLECT	6	35	21	20	20	0	0	0	14
PROBATION VIOLATION	2	48	46	4	4	0	0	0	2
PATERNITY	0	0	0	0	0	0	0	0	0
CUSTODY SUPPORT	0	0	0	0	0	0	0	0	0
ADOPTION	0	5	4	1	1	0	0	0	1
TERM OF PRNTL RIGHTS	0	0	0	0	0	0	0	0	0
URESA	0	0	0	0	0	0	0	0	0
GUARDIANSHIP	0	0	0	0	0	0	0	0	0
CIVIL COMMITMENT	0	0	0	0	0	0	0	0	0
REVIEW HEARING	2	312	312	2	2	0	0	0	0
OTHER	0	0	0	0	0	0	0	0	0
TOTAL	62	724	706	60	62	12	6	8	18
IZARD COUNTY 16 33									
DELINQUENT	14	6	16	4	0	1	3	75	-10
FINS	12	20	23	9	4	2	3	33	-3
DEPENDENT NEGLECT	3	8	15	1	1	0	0	0	-7
PROBATION VIOLATION	0	0	0	0	0	0	0	0	0
PATERNITY	16	7	8	15	6	6	3	20	-1
CUSTODY SUPPORT	15	2	14	3	1	1	1	33	-12
ADOPTION	0	0	0	0	0	0	0	0	0
TERM OF PRNTL RIGHTS	0	0	0	0	0	0	0	0	0
URESA	0	2	0	2	2	0	0	0	2
GUARDIANSHIP	0	0	0	0	0	0	0	0	0
CIVIL COMMITMENT	0	0	0	0	0	0	0	0	0
REVIEW HEARING	0	37	37	0	0	0	0	0	0
OTHER	0	0	0	0	0	0	0	0	0
TOTAL	65	32	113	34	14	10	10	29	-31
STONE COUNTY 16 69									
DELINQUENT	26	45	49	22	16	1	5	23	-4
FINS	12	79	70	21	8	1	12	57	9
DEPENDENT NEGLECT	5	10	9	6	5	0	1	17	1
PROBATION VIOLATION	0	2	2	0	0	0	0	0	0
PATERNITY	0	3	1	2	1	1	0	0	2
CUSTODY SUPPORT	1	0	1	0	0	0	0	0	-1
ADOPTION	0	0	0	0	0	0	0	0	0
TERM OF PRNTL RIGHTS	0	0	0	0	0	0	0	0	0
URESA	0	0	0	0	0	0	0	0	0
GUARDIANSHIP	0	0	0	0	0	0	0	0	0
CIVIL COMMITMENT	0	0	0	0	0	0	0	0	0
REVIEW HEARING	2	94	95	1	0	1	0	0	-1
OTHER	0	0	0	0	0	0	0	0	0
TOTAL	46	233	227	52	30	4	13	35	6

	PENDING AT START	FILED	ADJUDI- CATED	PENDING AT END	LESS 1 YR	1 - 2 YRS	OVER 2 YRS	% OVER 2 YRS	PENDING CHANGE

DISTRICT 16									
DELINQUENT	119	334	331	122	68	24	30	25	3
FINS	53	275	273	55	25	11	19	35	2
DEPENDENT NEGLECT	36	69	67	38	37	0	1	3	2
PROBATION VIOLATION	5	58	54	9	6	3	0	0	4
PATERNITY	40	26	26	40	19	12	9	23	0
CUSTODY SUPPORT	29	5	26	9	1	5	2	25	-21
ADOPTION	0	6	5	1	1	0	0	0	1
TERM OF PRNTL RIGHTS	0	0	0	0	0	0	0	0	0
URESA	2	2	1	3	2	1	0	0	1
GUARDIANSHIP	0	2	2	0	0	0	0	0	0
CIVIL COMMITMENT	0	0	0	0	0	0	0	0	0
REVIEW HEARING	4	550	546	8	7	1	0	0	4
OTHER	0	0	0	0	0	0	0	0	0
TOTAL	288	1327	1331	284	166	57	61	21	-4

PRAIRIE COUNTY 17E59N									
DELINQUENT	0	15	13	2	2	0	0	0	2
FINS	0	5	5	0	0	0	0	0	0
DEPENDENT NEGLECT	0	6	6	0	0	0	0	0	0
PROBATION VIOLATION	0	1	1	0	0	0	0	0	0
PATERNITY	0	5	2	3	3	0	0	0	3
CUSTODY SUPPORT	0	0	0	0	0	0	0	0	0
ADOPTION	0	0	0	0	0	0	0	0	0
TERM OF PRNTL RIGHTS	0	0	0	0	0	0	0	0	0
URESA	0	0	0	0	0	0	0	0	0
GUARDIANSHIP	0	0	0	0	0	0	0	0	0
CIVIL COMMITMENT	0	0	0	0	0	0	0	0	0
REVIEW HEARING	2	33	25	10	10	0	0	0	8
OTHER	0	0	0	0	0	0	0	0	0
TOTAL	2	65	52	15	15	0	0	0	13

PRAIRIE COUNTY 17E59S									
DELINQUENT	1	11	10	2	2	0	0	0	1
FINS	1	6	7	0	0	0	0	0	-1
DEPENDENT NEGLECT	0	3	2	1	1	0	0	0	1
PROBATION VIOLATION	0	3	3	0	0	0	0	0	0
PATERNITY	1	7	3	5	5	0	0	0	4
CUSTODY SUPPORT	0	2	2	0	0	0	0	0	0
ADOPTION	0	0	0	0	0	0	0	0	0
TERM OF PRNTL RIGHTS	0	0	0	0	0	0	0	0	0
URESA	0	0	0	0	0	0	0	0	0
GUARDIANSHIP	0	4	4	0	0	0	0	0	0
CIVIL COMMITMENT	0	0	0	0	0	0	0	0	0
REVIEW HEARING	11	54	47	18	18	0	0	0	7
OTHER	0	0	0	0	0	0	0	0	0
TOTAL	14	90	78	26	26	0	0	0	12

	PENDING AT START	FILED	ADJUDI- CATED	PENDING AT END	LESS 1 YR	1 - 2 YRS	OVER 2 YRS	% OVER 2 YRS	PENDING CHANGE
WHITE COUNTY	17E73								
DELINQUENT	18	72	37	3	3	0	0	0	-15
FINS	14	55	60	9	9	0	0	0	-5
DEPENDENT NEGLECT	4	46	50	0	0	0	0	0	-4
PROBATION VIOLATION	6	30	28	8	8	0	0	0	2
PATERNITY	7	29	22	14	14	0	0	0	7
CUSTODY SUPPORT	3	3	6	0	0	0	0	0	-3
ADOPTION	0	10	7	3	3	0	0	0	3
TERM OF PRNTL RIGHTS	5	12	11	6	6	0	0	0	1
URESA	0	0	0	0	0	0	0	0	0
GUARDIANSHIP	1	10	5	6	6	0	0	0	5
CIVIL COMMITMENT	0	0	0	0	0	0	0	0	0
REVIEW HEARING	101	339	318	122	122	0	0	0	21
OTHER	0	1	1	0	0	0	0	0	0
TOTAL	159	607	595	171	171	0	0	0	12

DISTRICT 17E									
DELINQUENT	19	98	110	7	7	0	0	0	-12
FINS	15	66	72	9	9	0	0	0	-6
DEPENDENT NEGLECT	4	55	58	1	1	0	0	0	-3
PROBATION VIOLATION	6	34	32	8	8	0	0	0	2
PATERNITY	8	41	27	22	22	0	0	0	14
CUSTODY SUPPORT	3	5	8	0	0	0	0	0	-3
ADOPTION	0	10	7	3	3	0	0	0	3
TERM OF PRNTL RIGHTS	5	12	11	6	6	0	0	0	1
URESA	0	0	0	0	0	0	0	0	0
GUARDIANSHIP	1	14	9	6	6	0	0	0	5
CIVIL COMMITMENT	0	0	0	0	0	0	0	0	0
REVIEW HEARING	114	426	390	150	150	0	0	0	36
OTHER	0	1	1	0	0	0	0	0	0
TOTAL	175	762	725	212	212	0	0	0	37

LONCKE COUNTY	17W43								
DELINQUENT	36	84	91	29	13	8	3	10	-7
FINS	18	38	42	14	9	2	3	21	-4
DEPENDENT NEGLECT	13	27	23	17	11	1	5	29	4
PROBATION VIOLATION	1	1	2	0	0	0	0	0	-1
PATERNITY	0	0	0	0	0	0	0	0	0
CUSTODY SUPPORT	2	0	2	0	0	0	0	0	-2
ADOPTION	0	2	2	0	0	0	0	0	0
TERM OF PRNTL RIGHTS	0	0	0	0	0	0	0	0	0
URESA	0	0	0	0	0	0	0	0	0
GUARDIANSHIP	2	0	2	0	0	0	0	0	-2
CIVIL COMMITMENT	0	0	0	0	0	0	0	0	0
REVIEW HEARING	0	19	19	0	0	0	0	0	0
OTHER	0	0	0	0	0	0	0	0	0
TOTAL	72	171	183	60	38	11	11	18	-12

	PENDING AT START	FILED	ADJUDI- CATED	PENDING AT END	LESS 1 YR	1 - 2 YRS	OVER 2 YRS	% OVER 2 YRS	PENDING CHANGE

DISTRICT 17W									
DELINQUENT	36	34	91	29	18	8	3	10	-7
FINS	18	38	42	14	9	2	3	21	-4
DEPENDENT NEGLECT	13	27	23	17	11	1	5	29	4
PROBATION VIOLATION	1	1	2	0	0	0	0	0	-1
PATERNITY	0	0	0	0	0	0	0	0	0
CUSTODY SUPPORT	2	0	2	0	0	0	0	0	-2
ADOPTION	0	2	2	0	0	0	0	0	0
TERM OF PRNTL RIGHTS	0	0	0	0	0	0	0	0	0
URESA	0	0	0	0	0	0	0	0	0
GUARDIANSHIP	2	0	2	0	0	0	0	0	-2
CIVIL COMMITMENT	0	0	0	0	0	0	0	0	0
REVIEW HEARING	0	19	19	0	0	0	0	0	0
OTHER	0	0	0	0	0	0	0	0	0
TOTAL	72	171	183	60	38	11	11	18	-12

GARLAND COUNTY 18E26									
DELINQUENT	158	541	720	79	41	17	21	27	-79
FINS	7	33	35	5	3	1	1	20	-2
DEPENDENT NEGLECT	9	30	31	8	1	0	7	88	-1
PROBATION VIOLATION	6	67	68	5	5	0	0	0	-1
PATERNITY	0	0	0	0	0	0	0	0	0
CUSTODY SUPPORT	0	0	0	0	0	0	0	0	0
ADOPTION	0	0	0	0	0	0	0	0	0
TERM OF PRNTL RIGHTS	0	0	0	0	0	0	0	0	0
URESA	0	0	0	0	0	0	0	0	0
GUARDIANSHIP	1	0	0	1	0	1	0	0	0
CIVIL COMMITMENT	0	0	0	0	0	0	0	0	0
REVIEW HEARING	3	150	153	0	0	0	0	0	-3
OTHER	0	0	0	0	0	0	0	0	0
TOTAL	184	921	1007	98	50	19	29	30	-86

DISTRICT 18E									
DELINQUENT	158	541	720	79	41	17	21	27	-79
FINS	7	33	35	5	3	1	1	20	-2
DEPENDENT NEGLECT	9	30	31	8	1	0	7	88	-1
PROBATION VIOLATION	6	67	68	5	5	0	0	0	-1
PATERNITY	0	0	0	0	0	0	0	0	0
CUSTODY SUPPORT	0	0	0	0	0	0	0	0	0
ADOPTION	0	0	0	0	0	0	0	0	0
TERM OF PRNTL RIGHTS	0	0	0	0	0	0	0	0	0
URESA	0	0	0	0	0	0	0	0	0
GUARDIANSHIP	1	0	0	1	0	1	0	0	0
CIVIL COMMITMENT	0	0	0	0	0	0	0	0	0
REVIEW HEARING	3	150	153	0	0	0	0	0	-3
OTHER	0	0	0	0	0	0	0	0	0
TOTAL	184	921	1007	98	50	19	29	30	-86

	PENDING AT START	FILED	ADJUDI- CATED	PENDING AT END	LESS 1 YR	1 - 2 YRS	OVER 2 YRS	X OVER 2 YRS	PENDING CHANGE
MONTGOMERY COUNTY 18W49									
DELINQUENT	3	4	2	5	2	1	2	40	2
FINS	3	6	7	2	0	0	2	100	-1
DEPENDENT NEGLECT	0	6	4	2	2	0	0	0	2
PROBATION VIOLATION	0	0	0	0	0	0	0	0	0
PATERNITY	0	0	0	0	0	0	0	0	0
CUSTODY SUPPORT	0	0	0	0	0	0	0	0	0
ADOPTION	0	0	0	0	0	0	0	0	0
TERM OF PRNTL RIGHTS	0	0	0	0	0	0	0	0	0
URESA	0	0	0	0	0	0	0	0	0
GUARDIANSHIP	0	0	0	0	0	0	0	0	0
CIVIL COMMITMENT	0	0	0	0	0	0	0	0	0
REVIEW HEARING	2	26	19	9	9	0	0	0	7
OTHER	0	0	0	0	0	0	0	0	0
TOTAL	8	42	32	18	13	1	4	22	10
POLK COUNTY 18W57									
DELINQUENT	4	14	9	9	7	1	1	11	5
FINS	2	15	13	4	2	2	0	0	2
DEPENDENT NEGLECT	5	20	21	4	3	0	1	25	-1
PROBATION VIOLATION	0	0	0	0	0	0	0	0	0
PATERNITY	2	0	2	2	0	2	0	0	0
CUSTODY SUPPORT	3	13	14	7	5	2	0	0	-1
ADOPTION	0	0	0	0	0	0	0	0	0
TERM OF PRNTL RIGHTS	0	0	0	0	0	0	0	0	0
URESA	0	4	2	2	2	0	0	0	2
GUARDIANSHIP	0	0	0	0	0	0	0	0	0
CIVIL COMMITMENT	0	0	0	0	0	0	0	0	0
REVIEW HEARING	3	47	49	1	0	1	0	0	-2
OTHER	0	0	0	0	0	0	0	0	0
TOTAL	24	113	103	29	19	3	2	7	5
DISTRICT 18W									
DELINQUENT	7	18	11	14	9	2	3	21	7
FINS	5	21	20	6	2	2	2	33	1
DEPENDENT NEGLECT	5	26	25	6	5	0	1	17	1
PROBATION VIOLATION	0	0	0	0	0	0	0	0	0
PATERNITY	2	0	0	2	0	2	0	0	0
CUSTODY SUPPORT	8	13	14	7	5	2	0	0	-1
ADOPTION	0	0	0	0	0	0	0	0	0
TERM OF PRNTL RIGHTS	0	0	0	0	0	0	0	0	0
URESA	0	4	2	2	2	0	0	0	2
GUARDIANSHIP	0	0	0	0	0	0	0	0	0
CIVIL COMMITMENT	0	0	0	0	0	0	0	0	0
REVIEW HEARING	5	73	68	10	9	1	0	0	5
OTHER	0	0	0	0	0	0	0	0	0
TOTAL	32	155	140	47	32	9	6	13	15

	PENDING AT START	FILED	ADJUDI- CATED	PENDING AT END	LESS 1 YR	1 - 2 YRS	OVER 2 YRS	% OVER 2 YRS	PENDING CHANGE

DISTRICT 19									
DELINQUENT	81	236	240	77	59	13	5	6	-4
FINS	146	387	427	106	78	15	13	12	-40
DEPENDENT NEGLECT	52	98	121	29	23	3	3	10	-23
PROBATION VIOLATION	21	78	79	20	12	7	1	5	-1
PATERNITY	1	1	2	0	0	0	0	0	-1
CUSTODY SUPPORT	3	1	4	0	0	0	0	0	-3
ADOPTION	2	3	5	0	0	0	0	0	-2
TERM OF PRNTL RIGHTS	0	4	0	4	4	0	0	0	4
URESA	0	0	0	0	0	0	0	0	0
GUARDIANSHIP	0	0	0	0	0	0	0	0	0
CIVIL COMMITMENT	0	0	0	0	0	0	0	0	0
REVIEW HEARING	21	714	727	3	3	0	0	0	-13
OTHER	0	0	0	0	0	0	0	0	0
TOTAL	327	1522	1605	244	184	38	22	9	-83

FAULKNER COUNTY 20 23									
DELINQUENT	47	217	210	54	54	0	0	0	7
FINS	29	109	115	23	23	0	0	0	-6
DEPENDENT NEGLECT	17	26	37	6	6	0	0	0	-11
PROBATION VIOLATION	7	34	38	3	3	0	0	0	-4
PATERNITY	0	3	1	2	2	0	0	0	2
CUSTODY SUPPORT	0	0	0	0	0	0	0	0	0
ADOPTION	0	1	1	0	0	0	0	0	0
TERM OF PRNTL RIGHTS	2	0	2	0	0	0	0	0	-2
URESA	0	0	0	0	0	0	0	0	0
GUARDIANSHIP	0	1	1	0	0	0	0	0	0
CIVIL COMMITMENT	0	1	1	0	0	0	0	0	0
REVIEW HEARING	100	385	324	161	159	2	0	0	31
OTHER	0	1	1	0	0	0	0	0	0
TOTAL	202	778	731	249	247	2	0	0	47

SEARCY COUNTY 20 65									
DELINQUENT	1	9	9	2	2	0	0	0	1
FINS	3	11	13	1	1	0	0	0	-2
DEPENDENT NEGLECT	1	5	6	0	0	0	0	0	-1
PROBATION VIOLATION	0	1	0	1	1	0	0	0	1
PATERNITY	0	0	0	0	0	0	0	0	0
CUSTODY SUPPORT	0	0	0	0	0	0	0	0	0
ADOPTION	0	0	0	0	0	0	0	0	0
TERM OF PRNTL RIGHTS	0	0	0	0	0	0	0	0	0
URESA	0	0	0	0	0	0	0	0	0
GUARDIANSHIP	0	0	0	0	0	0	0	0	0
CIVIL COMMITMENT	0	0	0	0	0	0	0	0	0
REVIEW HEARING	5	40	25	20	20	0	0	0	15
OTHER	0	0	0	0	0	0	0	0	0
TOTAL	10	66	52	24	24	0	0	0	14

	PENDING AT START	FILED	ADJUDI- CATED	PENDING AT END	LESS 1 YR	1 - 2 YRS	OVER 2 YRS	X OVER 2 YRS	PENDING CHANGE
VAN BUREN COUNTY	20	71							
DELINQUENT	1	50	35	13	13	0	0	0	12
FINS	5	32	33	4	4	0	0	0	-1
DEPENDENT NEGLECT	2	5	2	5	5	0	0	0	3
PROBATION VIOLATION	0	6	5	1	1	0	0	0	1
PATERNITY	0	0	0	0	0	0	0	0	0
CUSTODY SUPPORT	1	0	1	0	0	0	0	0	-1
ADOPTION	0	0	0	0	0	0	0	0	0
TERM OF PRNTL RIGHTS	1	0	1	0	0	0	0	0	-1
URESA	0	0	0	0	0	0	0	0	0
GUARDIANSHIP	0	0	0	0	0	0	0	0	0
CIVIL COMMITMENT	0	0	0	0	0	0	0	0	0
REVIEW HEARING	22	92	72	42	39	3	0	0	20
OTHER	0	0	0	0	0	0	0	0	0
TOTAL	32	135	152	65	62	3	0	0	33

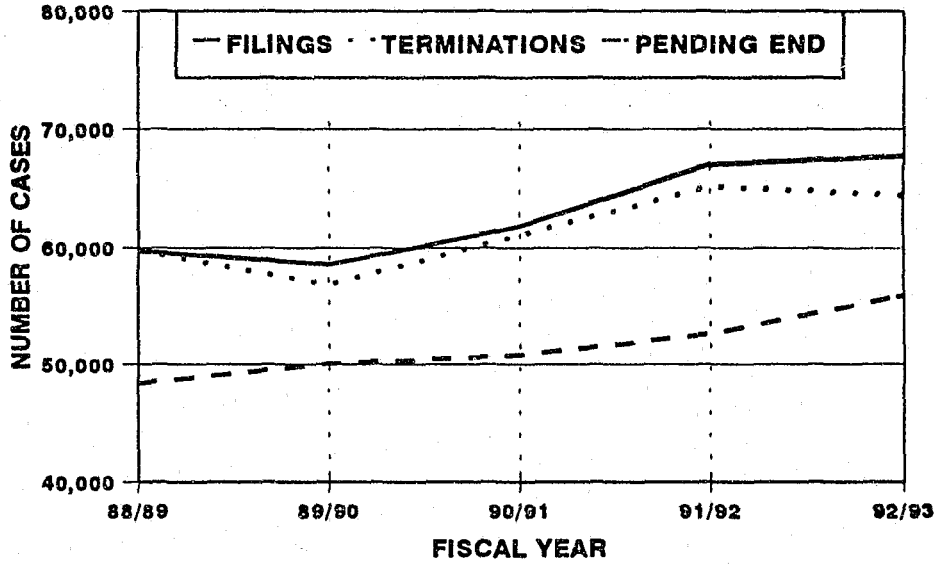
DISTRICT 20									
DELINQUENT	49	276	256	69	69	0	0	0	20
FINS	37	152	151	28	28	0	0	0	-9
DEPENDENT NEGLECT	20	36	45	11	11	0	0	0	-9
PROBATION VIOLATION	7	41	43	5	5	0	0	0	-2
PATERNITY	0	3	1	2	2	0	0	0	2
CUSTODY SUPPORT	1	0	1	0	0	0	0	0	-1
ADOPTION	0	1	1	0	0	0	0	0	0
TERM OF PRNTL RIGHTS	3	0	3	0	0	0	0	0	-3
URESA	0	0	0	0	0	0	0	0	0
GUARDIANSHIP	0	1	1	0	0	0	0	0	0
CIVIL COMMITMENT	0	1	1	0	0	0	0	0	0
REVIEW HEARING	127	517	421	223	218	5	0	0	96
OTHER	0	1	1	0	0	0	0	0	0
TOTAL	244	1029	935	338	333	5	0	0	94

STATE TOTAL									
DELINQUENT	3528	9662	9783	3407	2361	413	633	19	-121
FINS	1064	3098	3104	1058	735	150	173	16	-6
DEPENDENT NEGLECT	725	1641	1775	588	421	68	99	17	-137
PROBATION VIOLATION	455	1500	1534	421	279	65	77	18	-34
PATERNITY	327	536	509	404	280	64	60	15	77
CUSTODY SUPPORT	213	389	411	191	122	46	23	12	-22
ADOPTION	17	105	100	22	19	2	1	5	5
TERM OF PRNTL RIGHTS	14	63	51	26	25	1	0	0	12
URESA	46	132	116	62	35	18	9	15	16
GUARDIANSHIP	26	68	64	30	23	4	3	10	4
CIVIL COMMITMENT	1	3	3	1	0	0	1	100	0
REVIEW HEARING	732	9566	9034	1214	1079	78	57	5	482
OTHER	14	18	32	0	0	0	0	0	-14
TOTAL	7162	26831	26569	7424	5379	909	1136	15	262

CIRCUIT COURTS

CASELOAD ACTIVITY

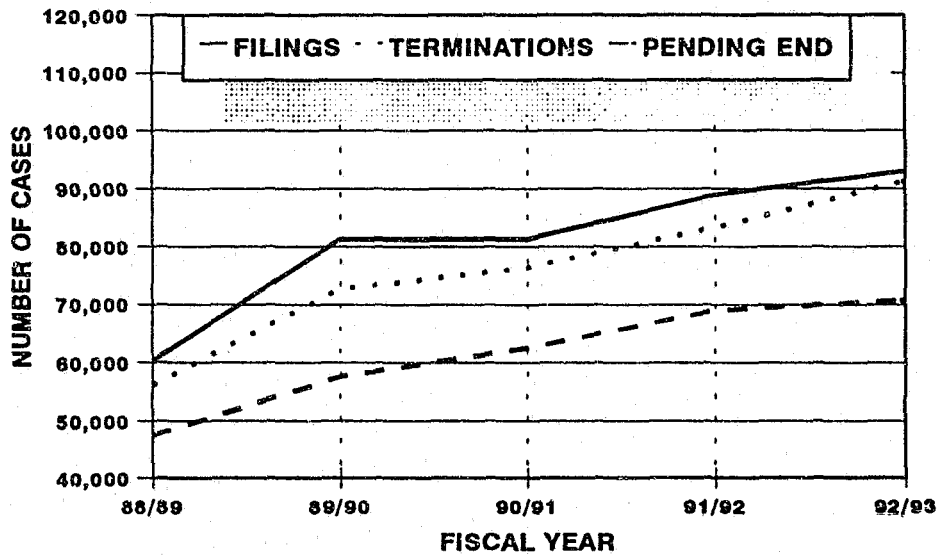
FY 88/89 - FY 92/93



CHANCERY COURTS

CASELOAD ACTIVITY (Including Probate)

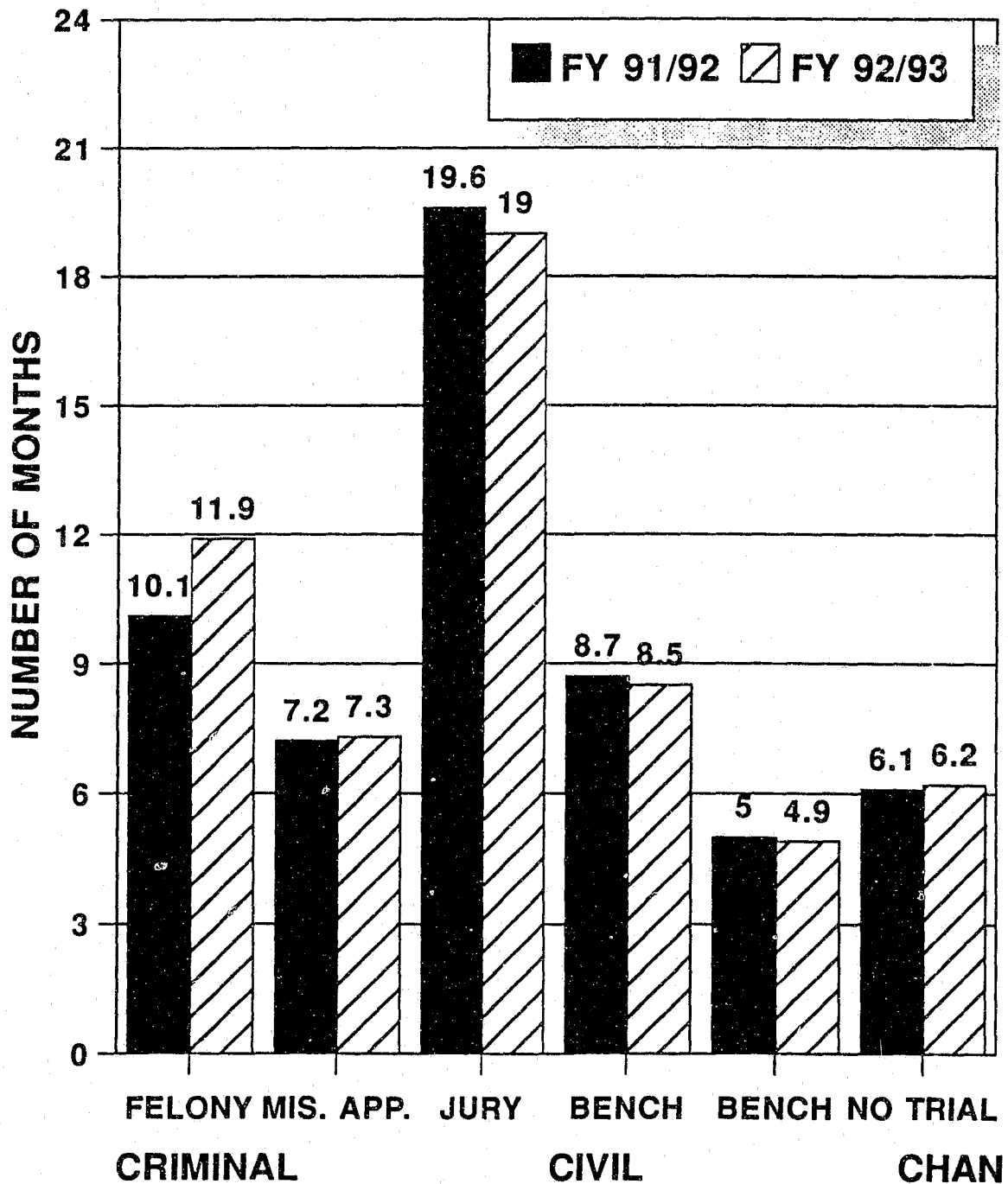
FY 88/89 - FY 92/93



STATE CASE PROCESSING TIMES


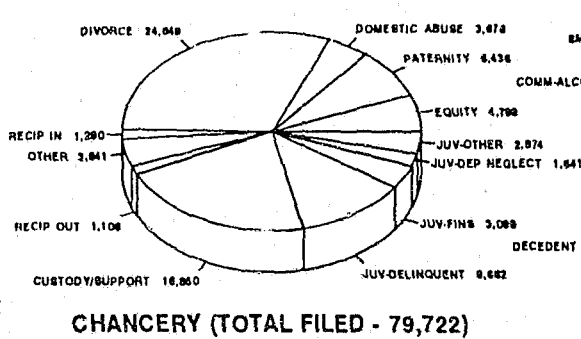
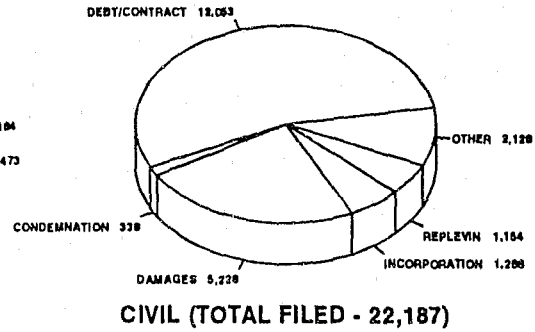

AS STATED IN MONTHS

FY 91/92 VS FY 92/93



STATEWIDE FILINGS BY CASE TYPE

FY 1992/93



TOTAL CASES FILED - CIRCUIT COURT AND CHANCERY & PROBATE COURT

Year	Circuit Court	Chancery & Probate Court	Statewide Total
FY 83-84	59,280	49,416	108,696
FY 84-85	67,113	51,653	118,766
FY 85-86	67,736	52,963	120,699
FY 86-87	70,853	53,426	124,279
FY 87-88	60,261	54,891	115,152
FY 88-89	68,353	60,250	128,603
FY 89-90	58,552	81,306	139,858
FY 90-91	61,812	81,311	143,123
FY 91-92	67,044	88,925	155,969
FY 92-93	67,750	93,014	160,764

STATEWIDE AVERAGE FILINGS PER JUDGE

Year	Circuit Court	Chancery & Probate Court	Statewide Total
FY 83-84	1,718	1,520	1,622
FY 84-85	1,918	1,565	1,747
FY 85-86	1,882	1,558	1,724
FY 86-87	1,968	1,571	1,775
FY 87-88	1,651	1,591	1,622
FY 88-89	1,775	1,607	1,692
FY 89-90	1,195	1,694	1,442
FY 90-91	1,249	1,676	1,460
FY 91-92	1,341	1,815	1,575
FY 92-93	1,355	1,898	1,624

RANKING OF CIRCUIT AND CHANCERY COURTS BY FILINGS PER JUDGE

<u>RANK</u>	<u>TOTAL FILINGS</u>	<u>CIRCUIT</u>	<u>NO. OF JUDGES</u>	<u>NO. OF COUNTIES</u>	<u>FILINGS PER JUDGE</u>
1	2,280	17W	1	1	2,280
2	2,038	9W	1	3	2,038
3	16,302	2	8	6	2,038
4	1,964	11E	1	1	1,964
5	1,933	9E	1	2	1,933
6	7,125	7	4	3	1,781
7	28,228	6	16	2	1,764
8	5,238	20	3	3	1,746
9	8,546	4	5	2	1,709
10	8,254	13	5	6	1,651
11	4,883	16	3	5	1,628
12	6,393	8	4	4	1,598
13	7,970	1	5	6	1,594
14	10,681	12	7	2	1,526
15	3,045	3	2	4	1,523
16	7,310	19	5	2	1,462
17	4,379	5	3	3	1,460
18	4,306	14	3	4	1,435
19	7,081	10	5	5	1,416
20	8,483	11W	6	2	1,414
21	4,055	15	3	4	1,352
22	1,307	18W	1	2	1,307
23	5,218	18E	4	1	1,305
24	3,745	17E	3	2	1,248

Statewide Average Filings Per Judge: 1,624
 Statewide Total Filings: 160,764
 Statewide Total Number of Judges: 99

RANKING OF CIRCUIT COURT BY FILINGS PER JUDGE

Rank	Total Filings Criminal/Civil	Circuit	No. of Judges	No. of Counties	Filings Per Judge
1	7,265	2	4	6	1,816
2	3,973	4	2.5*	2	1,589
3	5,402	12	3.5*	2	1,543
4	2,210	20	1.5*	3	1,473
5	2,932	7	2	3	1,466
6	3,663	1	2.5*	6	1,465
7	2,126	5	1.5*	3	1,417
8	3,515	13	2.5*	16	1,406
9	3,341	10	2.5*	5	1,336
10	11,329	6	8.5*	2	1,333
11	1,871	16	1.5*	5	1,247
12	2,468	8	2	4	1,234
13	1,220	3	1	4	1,220
14	1,814	14	1.5*	4	1,209
15	2,843	19	2.5*	2	1,137
16	1,647	15	1.5*	4	1,098
17	1,547	17E	1.5*	2	1,031
18	3,032	11W	3	2	1,011
19	953	11E	.5*	1	953
20	940	17W	.5*	1	940
21	1,840	18E	2	1	920
22	710	9E	.5*	2	710
23	619	9W	.5*	3	619
24	490	18W	.5*	2	490

Statewide Average Caseload Per Judge: 1,355

Statewide Total Filings Criminal and Civil: 67,750

Statewide Total of Judges: 50.0

* Indicates Judge is Circuit Judge and Chancellor

RANKING OF CHANCERY & PROBATE COURT BY FILINGS PER JUDGE

Rank	Total Filings Chan./Prob./Juv.	Circuit	No. of Judges	No. of Counties	Filings Per Judge
1	9,037	2	4	6	2,259
2	16,899	6	7.5*	2	2,253
3	4,193	7	2	3	2,097
4	3,028	20	1.5*	3	2,019
5	3,012	16	1.5*	5	2,008
6	3,925	8	2	4	1,963
7	4,739	13	2.5*	6	1,896
8	4,573	4	2.5*	2	1,829
9	1,825	3	1	4	1,825
10	5,451	11W	3	2	1,817
11	4,467	19	2.5*	2	1,787
12	4,307	1	2.5*	6	1,723
13	3,378	18E	2	1	1,689
14	2,492	14	1.5*	4	1,661
15	2,408	15	1.5*	4	1,605
16	5,279	12	3.5*	2	1,508
17	2,253	5	1.5*	3	1,502
18	3,740	10	2.5*	5	1,496
19	2,198	17E	1.5*	2	1,465
20	1,419	9W	.5*	3	1,419
21	1,340	17W	.5*	1	1,340
22	1,223	9E	.5*	2	1,223
23	1,011	11E	.5*	1	1,011
24	817	18W	.5*	2	817

Statewide Total Filings Chancery, Probate, Juvenile: 93,104

Statewide Number of Judges: 49

Statewide Filings Per Judge: 1,898

* Indicates Judge is Circuit Judge and Chancellor

CIRCUIT COURT AND CHANCERY COURT DISPOSITION RATE

Circuit	CIRCUIT COURT			CHANCERY COURT		
	<u>Filings</u>	<u>Terminations</u>	<u>Disposition Rate</u>	<u>Filings</u>	<u>Terminations</u>	<u>Disposition Rate</u>
1	3,663	3,651	99.7	3,724	3,957	106.3
2	7,265	5,673	78.1	7,822	8,344	106.7
3	1,220	1,179	96.6	1,416	1,387	98.0
4	3,973	4,080	102.7	3,983	3,769	94.6
5	2,126	1,964	92.4	1,846	1,744	94.5
6	11,329	11,187	98.8	14,539	14,115	97.1
7	2,932	2,460	83.9	3,610	3,752	103.9
8	2,468	2,384	96.6	3,395	3,214	94.7
9E	710	743	104.6	1,059	1,080	102.0
9W	619	717	115.8	1,189	1,123	94.4
10	3,341	2,993	89.6	3,288	3,020	91.8
11E	953	825	86.6	868	838	96.5
11W	3,032	2,660	87.7	4,948	4,824	97.5
12	5,402	5,920	109.6	4,546	4,465	98.2
13	3,515	3,341	95.0	4,047	3,899	96.3
14	1,814	1,859	102.5	1,986	1,975	99.4
15	1,647	1,817	110.3	1,966	1,793	91.2
16	1,871	1,613	86.2	2,560	2,777	108.5
17E	1,547	1,368	88.4	1,920	1,918	99.9
17W	940	818	87.2	1,145	1,214	106.0
18E	1,840	1,766	96.0	2,777	2,969	106.9
18W	490	594	121.2	664	773	116.4
19	2,843	2,541	89.4	3,891	4,009	103.0
20	2,210	2,313	104.7	2,523	2,502	99.2
Statewide Totals	67,750	64,466	95.2	79,712	79,461	99.7

CIRCUIT COURT AND CHANCERY COURT PENDING CASES OVER TWO YEARS OLD

<u>Circuit</u>	<u>Circuit Court</u>		<u>Chancery Court</u>	
	<u>Cases Pending</u>	<u>% Over 2 Years</u>	<u>Cases Pending</u>	<u>% Over 2 Years</u>
1	336	10	1,031	34
2	1,324	18	820	19
3	271	18	78	9
4	774	17	28	2
5	227	15	334	25
6	556	8	406	7
7	913	22	118	7
8	307	16	314	15
9E	26	6	0	0
9W	73	19	54	11
10	391	14	229	14
11E	64	6	26	6
11W	182	6	227	12
12	90	3	91	5
13	317	13	375	16
14	63	7	113	12
15	52	5	60	5
16	46	3	261	18
17E	16	2	0	0
17W	132	17	117	17
18E	79	6	54	6
18W	28	8	18	6
19	455	19	41	4
20	<u>120</u>	<u>7</u>	<u>95</u>	<u>7</u>
Statewide Totals	6,842	12	4,890	13

**LIMITED
JURISDICTION
COURTS**



ALEXANDER/PULASKI

07/92 THRU 06/93

	FILINGS	CNV	DISM	APPL	FINES	FINES	COSTS	COSTS
NEG HOM	00000	00000	00000	00000	ASSESSED	COLLECTED	ASSESSED	COLLECTED
MISDEMEANOR	00000	00000	00000	00000				
	00000	00000	00000	00000	\$0000000	\$000000	\$0000000	\$000000
FELONIES	00000	0000	BOUND	OVER				
DWI 1	00000	00000	00000	00000	\$000000	\$000000	\$000000	\$000000
DWI 2	00000	00000	00000	00000	\$000000	\$000000	\$000000	\$000000
DWI 3	00000	00000	00000	00000	\$000000	\$000000	\$000000	\$000000
OTHER TRAFF	00000	00000	00000	00000	\$000000	\$000000	\$000000	\$000000
	00000	00000	00000	00000	0000000	0000000	\$0000000	0000000
SMALL CLMS	000239	000000					\$0000000	\$0000500
OTHER CIVIL	000000	000000					\$0000000	\$0000000
	000239	000000					\$0000000	\$0000500

ARCADE/PHIA/CLARK

07/92 THRU 06/93

	FILINGS	CNV	DISM	APPL	FINES	FINES	COSTS	COSTS
NEG HOM	00000	00000	00000	00000	ASSESSED	COLLECTED	ASSESSED	COLLECTED
MISDEMEANOR	003009	002634	000325	000000				
	003009	002634	000325	000000	\$00154517	\$0156809	\$00175021	\$0150485
FELONIES	00000	00000	BOUND	OVER				
DWI 1	000169	000182	000007	000000	\$0000000	\$0000000	\$0000000	\$0000000
DWI 2	000034	000034	000000	000000	\$0000000	\$0000000	\$0000000	\$0000000
DWI 3	000022	000022	000000	000000	\$0000000	\$0000000	\$0000000	\$0000000
OTHER TRAFF	004965	004707	000307	000000	\$0000000	\$0000000	\$0000000	\$0000000
	004965	004707	000307	000000	0000000	0000000	\$0000000	0000000
SMALL CLMS	000283	000000					\$0000000	\$0007601
OTHER CIVIL	000509	000000					\$0000000	\$00021262
	000509	000000					\$0000000	\$00026943

ASH FLAT/SHARP 07/92 THRU 06/93

	FILINGS	CNV	DISM	APPL	FINES	FINES	COSTS	COSTS
NEG HOM	000000	000000	000000	000000	ASSESSED	COLLECTED	ASSESSED	COLLECTED
MISDEMEANOR	000575	000537	000039	000001				
	000575	000537	000039	000001	\$00008537	\$0021983	\$00005219	\$0014433
FELONIES	000000	000000	BOUND	OVER				
DWI 1	000071	000068	000003	000002	\$0016042	\$0005950	\$0010263	\$0034468
DWI 2	000013	000012	000000	000000	\$0007053	\$0000543	\$0002425	\$0000202
DWI 3	000004	000002	000000	000000	\$0004541	\$0000000	\$0000309	\$0000000
OTHER TRAFF	001950	001573	000224	000002	\$00005089	\$00047622	\$00007439	\$00033509
	002038	001655	000227	000004	00032730	00054121	\$00020937	00038179
SMALL CLMS	000307	000000					\$0000405	\$0007454
OTHER CIVIL	000101	000000					\$0000245	\$0002501
	000403	000000					\$0000350	\$0010055

ASHDOWN/LITTLE RIVER 07/92 THRU 06/93

	FILINGS	CNV	DISM	APPL	FINES	FINES	COSTS	COSTS
NEG HOM	000000	000000	000000	000000	ASSESSED	COLLECTED	ASSESSED	COLLECTED
MISDEMEANOR	001949	001551	000288	000001				
	001949	001551	000288	000001	\$00073770	\$0051257	\$00072771	\$0058768
FELONIES	000000	000000	BOUND	OVER				
DWI 1	000107	000094	000000	000007	\$0031744	\$0022061	\$0036520	\$0029201
DWI 2	000015	000017	000000	000002	\$0000000	\$0000000	\$0000000	\$0000000
DWI 3	000002	000003	000000	000001	\$0000000	\$0000000	\$0000000	\$0000000
OTHER TRAFF	003465	002984	000206	000001	\$00111624	\$00105593	\$00112475	\$00139307
	003589	003098	000212	000011	00143368	00127654	\$00149595	00138508
SMALL CLMS	000147	000122					\$0005313	\$0005313
OTHER CIVIL	000000	000000					\$0000000	\$0000000
	000147	000122					\$0005313	\$0005313

AUGUSTA/WOODRUFF 07/92 THRU 06/93

	FILINGS	CHV	DISM	APPL	FINES	FINES	COSTS	COSTS	
NEG HOM	000000	000000	000000	000000	ASSESSED	COLLECTED	ASSESSED	COLLECTED	
MISDEMEANOR	000725	000315	000066	000000					

	000725	000315	000066	000000	\$00012081	\$0008113	\$00012190	\$0007742	
FELONIES 000000 00019 BOUND OVER									
DWI 1	000043	000020	000001	000001	\$0006250	\$0000539	\$0006724	\$0000729	
DWI 2	000018	000006	000000	000000	\$0003600	\$0000815	\$0001193	\$0000323	
DWI 3	000005	000000	000000	000000	\$0000000	\$0000000	\$0000000	\$0000000	
OTHER TRAFF	001040	000658	000065	000000	\$0020493	\$00017704	\$00031504	\$00028522	

	001107	000684	000066	000001	00030343	00019059	\$00040260	00029574	
SMALL CLMS	000039	000032					\$0000000	\$0000749	
OTHER CIVIL	000025	000010					\$0000012	\$0000445	

	000065	000042					\$0001503	\$0001195	

BATESVILLE/INDEPENDENCE 07/92 THRU 06/93

	FILINGS	CHV	DISM	APPL	FINES	FINES	COSTS	COSTS	
NEG HOM	000000	000000	000000	000000	ASSESSED	COLLECTED	ASSESSED	COLLECTED	
MISDEMEANOR	000910	001681	000989	000000					

	000910	001681	000989	000000	\$00179260	\$0171672	\$00072765	\$0045881	
FELONIES 000000 00000 BOUND OVER									
DWI 1	000187	000240	000062	000007	\$0162531	\$0154915	\$0057085	\$0076702	
DWI 2	000000	000000	000000	000000	\$0000000	\$0000000	\$0000000	\$0000000	
DWI 3	000000	000000	000000	000000	\$0000000	\$0000000	\$0000000	\$0000000	
OTHER TRAFF	003245	003627	000600	000001	\$0114750	\$0111913	\$00095211	\$00000957	

	003433	003913	000602	000003	00277411	00266024	\$00112194	00157659	
SMALL CLMS	000055	000046					\$0001547	\$0001547	
OTHER CIVIL	000721	000249					\$0016941	\$0016941	

	000779	000295					\$0018465	\$0015485	

BEEBE/WHITE

07/92 THRU 06/93

	FILINGS	CNV	DISM	APPL	FINES	FINES	COSTS	COSTS
NEG HOM	000000	000000	000000	000000	ASSESSED	COLLECTED	ASSESSED	COLLECTED
MISDEMEANOR	001341	000839	000192	000004				
	-----	-----	-----	-----				
	001341	000839	000192	000004	\$00099690	\$0015665	\$00055967	\$0012301
FELONIES	000000	000027	BOUND	OVER				
DWI 1	000112	000078	000004	000001	\$0028183	\$0021050	\$0023964	\$0020695
DWI 2	000019	000015	000002	000003	\$0010578	\$0006311	\$0004773	\$0003857
DWI 3	000007	000004	000002	000001	\$0003974	\$0001744	\$0001270	\$0000324
OTHER TRAFF	000965	000599	000161	000000	\$00033923	\$00016321	\$00028026	\$00013642
	-----	-----	-----	-----	-----	-----	-----	-----
	001103	000696	000169	000005	\$0076963	\$0045925	\$00058039	\$0038518
SMALL CLMS	000055	000020				\$0000859	\$0000859	
OTHER CIVIL	000017	000014				\$0000335	\$0000335	
	-----	-----				-----	-----	
	000075	000034				\$0001174	\$0001174	

BENTON COUNTY-WEST/BENTON

07/92 THRU 06/93

	FILINGS	CNV	DISM	APPL	FINES	FINES	COSTS	COSTS
NEG HOM	000000	000000	000000	000000	ASSESSED	COLLECTED	ASSESSED	COLLECTED
MISDEMEANOR	000000	000000	000000	000000				
	-----	-----	-----	-----				
	000000	000000	000000	000000	\$00000000	\$0000000	\$00000000	\$0000000
FELONIES	000000	000000	BOUND	OVER				
DWI 1	000045	000034	000004	000004	\$0000000	\$0000000	\$0000000	\$0000000
DWI 2	000005	000004	000001	000000	\$0000000	\$0000000	\$0000000	\$0000000
DWI 3	000001	000000	000000	000000	\$0000000	\$0001492	\$0000000	\$0000000
OTHER TRAFF	002469	000000	000000	000000	\$00000000	\$00057483	\$00000000	\$00000000
	-----	-----	-----	-----	-----	-----	-----	-----
	002521	000038	000005	000004	\$00000000	\$00148980	\$00000000	\$00000000
SMALL CLMS	000029	000010				\$0000537	\$0000537	
OTHER CIVIL	000004	000001				\$0000073	\$0000073	
	-----	-----				-----	-----	
	000035	000011				\$0000010	\$0000010	

BENTON/SALINE

07/92 THRU 06/93

	FILINGS	CHV	DISM	APPL	FINES	FINES	COSTS	COSTS
					ASSESSED	COLLECTED	ASSESSED	COLLECTED
NEG HOM	000000	000000	000000	000000				
MISDEMEANOR	003757	001786	001971	000053				
	-----	-----	-----	-----				
	003757	001786	001971	000053	00172385	\$0008355	\$00106318	\$0006391
FELONIES	000000	000000	SOUND	OVER				
DWI 1	000220	000192	000028	000028	\$0053337	\$0013065	\$0056286	\$0019987
DWI 2	000034	000029	000005	000010	\$0013611	\$0000982	\$0007594	\$0002813
DWI 3	000005	000005	000001	000001	\$0006983	\$0000000	\$0002760	\$0001440
OTHER TRAFF	002261	001610	000651	000053	\$00092553	\$00160552	\$00037274	\$00155685
	-----	-----	-----	-----				
	002521	001836	000685	000072	00156484	00173705	\$00153914	00179925
SMALL CLMS	000219	000207					\$0005714	\$0005714
OTHER CIVIL	000120	000171					\$0003772	\$0003772
	-----	-----					-----	-----
	000339	000376					\$0009456	\$0009485

BENTONVILLE/BENTON

07/92 THRU 06/93

	FILINGS	CHV	DISM	APPL	FINES	FINES	COSTS	COSTS
					ASSESSED	COLLECTED	ASSESSED	COLLECTED
NEG HOM	000000	000000	000000	000000				
MISDEMEANOR	001244	000938	000319	000000				
	-----	-----	-----	-----				
	001244	000938	000319	000000	\$00039243	\$0035089	\$00046257	\$0033296
FELONIES	000000	000000	SOUND	OVER				
DWI 1	000245	000184	000022	000018	\$0057293	\$0018975	\$0052910	\$0015781
DWI 2	000043	000047	000007	000001	\$0015438	\$0007542	\$0017101	\$0008115
DWI 3	000010	000006	000002	000000	\$0007328	\$0003342	\$0004466	\$0001045
OTHER TRAFF	004035	003266	000768	000011	\$00090241	\$00053277	\$00085297	\$00109404
	-----	-----	-----	-----				
	004337	003503	000791	000020	00170350	00083139	\$00379576	00154346
SMALL CLMS	000195	000195					\$0005513	\$0005513
OTHER CIVIL	000077	000077					\$0002759	\$0002759
	-----	-----					-----	-----
	000272	000272					\$0008277	\$0008277

BERKYVILLE/CARROLL 07/92 THRU 06/93

	FILINGS	CHV	DISM	APPL	FINES	FINES	COSTS	COSTS
NEG HOM	000000	000000	000000	000000	ASSESSED	COLLECTED	ASSESSED	COLLECTED
MISDEMEANOR	000000	000000	000000	000000				
	000000	000000	000000	000000	\$00000000	\$00000000	\$00000000	\$00000000
FELONIES	000000	000000	BOUND	OVER				
DWI 1	000197	000000	000000	000000	\$00000000	\$00000000	\$00000000	\$0013196
DWI 2	000047	000000	000000	000000	\$00000000	\$00000000	\$00000000	\$00000000
DWI 3	000012	000000	000000	000000	\$00000000	\$00000000	\$00000000	\$00000000
OTHER TRAFF	001846	000000	000000	000000	\$00000000	\$00000000	\$00000000	\$00138240
	002102	000000	000000	000000	\$00000000	\$00000000	\$00000000	\$0151436
SMALL CLMS	000315	000000					\$00000000	\$0009783
OTHER CIVIL	000266	000000					\$00000000	\$0008752
	000531	000000					\$00000000	\$0018535

BISCOE/PRAIRIE 07/92 THRU 06/93

	FILINGS	CHV	DISM	APPL	FINES	FINES	COSTS	COSTS
NEG HOM	000000	000000	000000	000000	ASSESSED	COLLECTED	ASSESSED	COLLECTED
MISDEMEANOR	000000	000000	000000	000000				
	000000	000000	000000	000000	\$00000000	\$00000000	\$00000000	\$00000000
FELONIES	000000	000000	BOUND	OVER				
DWI 1	000000	000000	000000	000000	\$00000000	\$00000000	\$00000000	\$00000000
DWI 2	000000	000000	000000	000000	\$00000000	\$00000000	\$00000000	\$00000000
DWI 3	000000	000000	000000	000000	\$00000000	\$00000000	\$00000000	\$00000000
OTHER TRAFF	000000	000000	000000	000000	\$00000000	\$00000000	\$00000000	\$00000000
	000000	000000	000000	000000	\$00000000	\$00000000	\$00000000	\$00000000
SMALL CLMS	000000	000000					\$00000000	\$00000000
OTHER CIVIL	000000	000000					\$00000000	\$00000000
	000000	000000					\$00000000	\$00000000

BLYTHEVILLE/MISSISSIPPI

07/92 THRU 06/93

	FILINGS	CNV	DISM	APPL	FINES	FINES	COSTS	COSTS
NEG NOM	000000	000000	000000	000000	ASSESSED	COLLECTED	ASSESSED	COLLECTED
MISDEMEANOR	001860	001270	000590	000025				
	001860	001270	000590	000025	\$0113352	\$0066837	\$00071330	\$0042343
FELONIES	000000	00385	BOUND	OVER				
DWI 1	000302	000286	000016	000006	\$085982	\$0032683	\$0089761	\$0043856
DWI 2	000068	000059	000009	000001	\$0029500	\$0013021	\$0019002	\$0008337
DWI 3	000015	000015	000000	000001	\$0015000	\$0006903	\$0005293	\$0002648
OTHER TRAFF	004721	004162	000559	000005	\$0148387	\$00122203	\$01193035	\$00123187
	005106	004522	000584	000013	00278869	00174317	\$03312141	00178025
SMALL CLMS	000000	000000					\$000000	\$000000
OTHER CIVIL	000748	000525					\$027760	\$028023
	000748	000525					\$027760	\$028023

BOONEVILLE/LOGAN

07/92 THRU 06/93

	FILINGS	CNV	DISM	APPL	FINES	FINES	COSTS	COSTS
NEG NOM	000000	000000	000000	000000	ASSESSED	COLLECTED	ASSESSED	COLLECTED
MISDEMEANOR	000318	000318	000010	000000				
	000318	000318	000010	000000	\$0002100	\$0007713	\$00003255	\$0013453
FELONIES	000000	00000	BOUND	OVER				
DWI 1	000021	000019	000002	000000	\$0004724	\$0000000	\$0006246	\$0000000
DWI 2	000007	000007	000000	000000	\$0002985	\$0000000	\$0001365	\$0000000
DWI 3	000001	000001	000000	000000	\$0000981	\$0000000	\$0000314	\$0000000
OTHER TRAFF	000532	000532	000082	000000	\$00017770	\$00025662	\$00007223	\$00011790
	000561	000559	000084	000000	00026360	00025662	\$00015713	\$00011790
SMALL CLMS	000000	000000					\$0001330	\$0001330
OTHER CIVIL	000090	000090					\$0001799	\$0001799
	000150	000150					\$0003129	\$0003129

BRINKLEY/MONROE

07/92 THRU 06/93

	FILINGS	CHV	DISM	APPL	FINES	FINES	COSTS	COSTS
NEG HOM	000000	000000	000000	000000	ASSESSED	COLLECTED	ASSESSED	COLLECTED
MISDEMEANOR	000990	000606	000220	000000				
	000990	000606	000220	000000	\$0028093	\$0022905	\$00029722	\$0023333
FELONIES	000000	00120	BOUND	OVER				
DWI 1	000165	000105	000009	000001	\$0051189	\$0026523	\$0033927	\$0031523
DWI 2	000025	000014	000001	000000	\$0006350	\$0005572	\$0004390	\$0002451
DWI 3	000010	000005	000000	000000	\$0004200	\$0004025	\$0001627	\$0001804
OTHER TRAFF	003410	002356	000237	000002	\$00097391	\$00112743	\$00117727	\$00133092
	003511	002490	000247	000003	\$0141130	\$0151171	\$0158171	\$0158873
SMALL CLMS	000029	000006				\$0000575	\$0000675	
OTHER CIVIL	000037	000012				\$0000752	\$0000762	
	000066	000018				\$0001437	\$0001437	

BRYANT/SALINE

07/92 THRU 06/93

	FILINGS	CHV	DISM	APPL	FINES	FINES	COSTS	COSTS
NEG HOM	000000	000000	000000	000000	ASSESSED	COLLECTED	ASSESSED	COLLECTED
MISDEMEANOR	000946	000000	000000	000000				
	000946	000000	000000	000000	\$0040392	\$002825	\$00029377	\$0024547
FELONIES	000000	00000	BOUND	OVER				
DWI 1	000165	000000	000000	000001	\$0014412	\$0010491	\$0049295	\$0011579
DWI 2	000041	000000	000000	000000	\$0002634	\$0001752	\$0001992	\$0002301
DWI 3	000007	000000	000000	000000	\$0002059	\$0000522	\$0000664	\$0000000
OTHER TRAFF	007049	000000	000000	000000	\$00195488	\$00130342	\$00231475	\$00198416
	007262	000000	000000	000001	\$0214623	\$0143120	\$00283426	\$0202296
SMALL CLMS	000000	000000				\$0000000	\$0000000	
OTHER CIVIL	000000	000000				\$0000000	\$0000000	
	000000	000000				\$0000000	\$0000000	

CABOT/LONOKE

07/92 THRU 06/93

	FILINGS	CHV	DISM	APPL	FINES	FINES	COSTS	COSTS	
NEG HOM	000000	000000	000000	000000	ASSESSED	COLLECTED	ASSESSED	COLLECTED	
MISDEMEANOR	001704	001486	000251	000000					
	001704	001486	000251	000000	\$00100321	\$0005395	\$00109335	\$0009945	
FELONIES	000000	00061	BOUND	OVER					
DWI 1	000099	000100	000007	000000	\$0042326	\$0035714	\$0032682	\$0004333	
DWI 2	000015	000012	000001	000000	\$0006959	\$0000000	\$0003736	\$0000000	
DWI 3	000004	000003	000000	000000	\$0001678	\$0000000	\$0000622	\$0000000	
OTHER TRAFF	001591	001395	000166	000000	\$00076973	\$00009265	\$00058518	\$00007534	
	001712	001510	000174	000000	\$0127936	\$0014979	\$00095558	\$00011867	
SMALL CLMS	000099	000089					\$0002777	\$0002945	
OTHER CIVIL	000032	000034					\$0001129	\$0000957	
	000122	000123					\$0003906	\$0003903	

CAMDEN/QUACHITA

07/92 THRU 06/93

	FILINGS	CHV	DISM	APPL	FINES	FINES	COSTS	COSTS	
NEG HOM	000000	000000	000000	000000	ASSESSED	COLLECTED	ASSESSED	COLLECTED	
MISDEMEANOR	003633	000815	000801	000000					
	003633	000815	000801	000000	\$00006757	\$0028133	\$00060074	\$0019336	
FELONIES	000000	00161	BOUND	OVER					
DWI 1	000141	000048	000008	000001	\$0045786	\$0018252	\$0036994	\$0017263	
DWI 2	000003	000007	000000	000000	\$0004557	\$0000000	\$0002241	\$0000000	
DWI 3	000003	000004	000000	000000	\$0003203	\$0000000	\$000095-	\$0000000	
OTHER TRAFF	005533	001955	000233	000000	\$00114321	\$00054297	\$00166102	\$00081586	
	005633	002014	000296	000001	\$0157667	\$0072549	\$0020544-	\$0008364	
SMALL CLMS	000416	000418					\$0011717	\$0011717	
OTHER CIVIL	000623	000623					\$0028033	\$0028033	
	001101	001101					\$0039450	\$0039950	

CARLISLE/LONOKE

07/92 THRU 06/93

	FILINGS	CNV	DISM	APPL	FINES ASSESSED	FINES COLLECTED	COSTS ASSESSED	COSTS COLLECTED
NEG HOM	000000	000000	000000	000000				
MISDEMEANOR	000280	000246	000034	000000				
	000280	000246	000034	000000	\$00019470	\$0010578	\$00013773	\$0008341
FELONIES	000000	000001	BOUND	OVER				
DWI 1	000044	000043	000001	000002	\$0010970	\$0002515	\$0012990	\$0003200
DWI 2	000007	000007	000000	000001	\$0003520	\$0000000	\$0002100	\$0000000
DWI 3	000002	000002	000000	000000	\$0001655	\$0000000	\$0000600	\$0000000
OTHER TRAFF	000321	000743	000074	000001	\$00038964	\$00025443	\$00025270	\$00030154
	000874	000795	000075	000004	00055109	00027963	\$00040870	00033354
SMALL CLMS	000040	000039					\$0001324	\$0001183
OTHER CIVIL	000000	000000					\$0000000	\$0000000
	000040	000039					\$0001324	\$0001183

CHARLESTON/FRANKLIN

07/92 THRU 06/93

	FILINGS	CNV	DISM	APPL	FINES ASSESSED	FINES COLLECTED	COSTS ASSESSED	COSTS COLLECTED
NEG HOM	000000	000000	000000	000000				
MISDEMEANOR	000100	000093	000012	000000				
	000100	000093	000012	000000	\$00008954	\$0006903	\$00003806	\$0003215
FELONIES	000000	000001	BOUND	OVER				
DWI 1	000016	000003	000000	000000	\$0000992	\$0001265	\$0000133	\$0000985
DWI 2	000004	000002	000000	000000	\$0001167	\$0000750	\$0000041	\$0000041
DWI 3	000001	000000	000000	000000	\$0000000	\$0000000	\$0000000	\$0000000
OTHER TRAFF	000391	000331	000020	000001	\$00012635	\$00012425	\$00011247	\$00010337
	000412	000336	000020	000001	00014794	00014441	\$00011421	00011914
SMALL CLMS	000018	000013					\$0000332	\$0000332
OTHER CIVIL	000010	000010					\$0000303	\$0000303
	000028	000023					\$0000335	\$0000335

CLARENDON/MONROE 07/92 THRU 06/93

	FILINGS	CHV	DISM	APPL	FINES ASSESSED	FINES COLLECTED	COSTS ASSESSED	COSTS COLLECTED
NEG HOM MISDEMEANOR	000000	000000	000000	000000	000000	000000	000000	000000
	000020	000005	000001	000000	\$00000242	\$0000242	\$00000340	\$0000340
FELONIES	000000	000000	BOUND	OVER				
DWI 1	000002	000001	000000	000000	\$00000000	\$0000665	\$0001335	\$0001335
DWI 2	000001	000001	000000	000000	\$00000000	\$0000000	\$0000000	\$0000000
DWI 3	000000	000000	000000	000000	\$00000000	\$0000000	\$0000000	\$0000000
OTHER TRAFF	000155	000069	000003	000000	\$00000000	\$00002987	\$00000000	\$00002813
	000159	000071	000003	000000	\$00000000	\$00003652	\$00001335	\$00004153
SMALL CLMS	000000	000000					\$0000000	\$0000000
OTHER CIVIL	000007	000007					\$0000155	\$0000155
	000007	000007					\$0000188	\$0000188

CLARKSVILLE/JOHNSON 07/92 THRU 06/93

	FILINGS	CHV	DISM	APPL	FINES ASSESSED	FINES COLLECTED	COSTS ASSESSED	COSTS COLLECTED
NEG HOM MISDEMEANOR	000000	000000	000000	000000	000000	000000	000000	000000
	001576	000557	000137	000003	\$000025202	\$0012265	\$00032377	\$0012035
FELONIES	000000	000400	BOUND	OVER				
DWI 1	000137	000054	000002	000000	\$0014418	\$0001799	\$0026554	\$0003235
DWI 2	000040	000015	000002	000000	\$0006980	\$0000405	\$0005765	\$0000314
DWI 3	000015	000004	000000	000000	\$0003777	\$0000000	\$0001593	\$0000325
OTHER TRAFF	001776	001047	000216	000003	\$00032074	\$00016357	\$00037505	\$00022316
	001955	001130	000220	000003	\$00037249	\$0019055	\$0007155	\$00026193
SMALL CLMS	000275	000159					\$0002282	\$0002282
OTHER CIVIL	000124	000096					\$0002460	\$0002460
	000402	000255					\$0008742	\$0008742

CLINTON/VAN BUREN

07/92 THRU 06/93

	FILINGS	CONV	DISM	APPL	FINES	FINES	COSTS	COSTS
NEG HOM	000000	000000	000000	000000	ASSESSED	COLLECTED	ASSESSED	COLLECTED
MISDEMEANOR	000746	000167	000057	000000				
	-----	-----	-----	-----				
	000746	000167	000057	000000	\$00021517	\$0029281	\$00024093	\$0029362
FELONIES	000000	000000	BOUND	OVER				
DWI 1	000100	000016	000003	000001	\$0013641	\$0013534	\$0014000	\$0015926
DWI 2	000042	000004	000000	000000	\$0012318	\$0005813	\$0005109	\$0005372
DWI 3	000005	000001	000000	000000	\$0003683	\$0008345	\$0000584	\$0002032
OTHER TRAFF	001183	000202	000265	000000	\$00030422	\$00040082	\$00028254	\$00044208
	-----	-----	-----	-----	-----	-----	-----	-----
	001333	000223	000263	000001	00060064	00067772	\$00048647	00067538
SMALL CLMS	000034	000034					\$0002039	\$0002039
OTHER CIVIL	000035	000033					\$0000711	\$0000711
	-----	-----					-----	-----
	000117	000117					\$0002750	\$0002750

CONWAY/FAULKNER

07/92 THRU 06/93

	FILINGS	CONV	DISM	APPL	FINES	FINES	COSTS	COSTS
NEG HOM	000000	000000	000000	000000	ASSESSED	COLLECTED	ASSESSED	COLLECTED
MISDEMEANOR	007485	004088	000802	000000				
	-----	-----	-----	-----				
	007485	004088	000802	000000	\$00195395	\$0124342	\$00243065	\$0156408
FELONIES	000000	000000	BOUND	OVER				
DWI 1	000230	000106	000002	000000	\$0033918	\$0008032	\$0036939	\$0008522
DWI 2	000052	000019	000000	000000	\$0013424	\$0002407	\$0007151	\$0001366
DWI 3	000014	000004	000000	000000	\$0006212	\$0000000	\$0001368	\$0000000
OTHER TRAFF	007519	004610	000785	000000	\$00159067	\$00128435	\$00250662	\$00197587
	-----	-----	-----	-----	-----	-----	-----	-----
	007815	004739	000787	000000	00212621	00138881	\$00206120	00207575
SMALL CLMS	000547	000000					\$0016972	\$0016972
OTHER CIVIL	000883	000000					\$0031973	\$0031973
	-----	-----					-----	-----
	001430	000000					\$0048957	\$0048957

CORNING/CLAY

07/92 THRU 06/93

	FILINGS	CHV	DISM	APPL	FINES ASSESSED	FINES COLLECTED	COSTS ASSESSED	COSTS COLLECTED
NEG HOM	000022	000000	000000	000000				
MISDEMEANOR	000273	000000	000000	000000				
	000295	000000	000000	000000	00000002734	\$0014493	\$0000000	\$0013605
FELONIES	000000	000000	BOUND	OVER				
DWI 1	000035	000002	000000	000000	\$0001401	\$0006471	\$0000000	\$0007020
DWI 2	000000	000000	000000	000000	\$0000000	\$0000000	\$0000000	\$0000000
DWI 3	000001	000000	000000	000000	\$0000000	\$0001052	\$0000000	\$0000099
OTHER TRAFF	000380	000019	000000	000000	\$000005132	\$00014080	\$00000000	\$00027165
	000615	000021	000000	000000	00000583	00021603	\$0000000	00034285
SMALL CLMS	000000	000000					\$0000000	\$0000000
OTHER CIVIL	000000	000000					\$0000000	\$0000000
	000000	000000					\$0000000	\$0000000

CROSSETT/ASHLEY

07/92 THRU 06/93

	FILINGS	CHV	DISM	APPL	FINES ASSESSED	FINES COLLECTED	COSTS ASSESSED	COSTS COLLECTED
NEG HOM	000000	000000	000000	000000				
MISDEMEANOR	000794	000330	000014	000000				
	000794	000330	000014	000000	00000000051019	\$0018102	\$00016485	\$0006924
FELONIES	000000	00032	BOUND	OVER				
DWI 1	000035	000028	000000	000000	\$0014240	\$0006945	\$0007994	\$0033901
DWI 2	000007	000008	000000	000000	\$0006019	\$0001882	\$0002365	\$0001893
DWI 3	000000	000001	000000	000000	\$0001305	\$0000000	\$0000194	\$0000000
OTHER TRAFF	000072	000032	000019	000000	\$00042291	\$00028719	\$00036734	\$00024442
	000074	000039	000019	000000	00003355	00037547	\$00047492	\$0000641
SMALL CLMS	000305	000235					\$0010290	\$0010290
OTHER CIVIL	000137	000090					\$0004140	\$0004140
	000443	000325					\$0014430	\$0014430

DARDANELLE/YELL

07/92 THRU 06/93

	FILINGS	CNV	DISM	APPL	FINES	FINES	COSTS	COSTS
NEG HOM	000000	000000	000000	000000	ASSESSED	COLLECTED	ASSESSED	COLLECTED
MISDEMEANOR	001393	001513	000015	000020				
	001393	001513	000015	000020	\$0048661	\$0046742	\$00949246	\$0042945
FELONIES	000000	000000	BOUND	OVER				
DWI 1	000115	000069	000000	000021	\$028900	\$001729	\$022313	\$0018650
DWI 2	000027	000018	000000	000004	\$025155	\$0001395	\$0006681	\$0002485
DWI 3	000005	000002	000000	000001	\$002675	\$0001390	\$0000325	\$0000550
OTHER TRAFF	001103	000977	000005	000015	\$0027159	\$00026080	\$00029310	\$00028286
	001252	001056	000005	000041	\$0083889	\$0046165	\$00059129	\$0049971
SMALL CLMS	000765	000185					\$0021920	\$0023884
OTHER CIVIL	000044	000010					\$0001325	\$0001422
	000310	000195					\$0023245	\$0025306

DEQUEEN/SEVIER

07/92 THRU 06/93

	FILINGS	CNV	DISM	APPL	FINES	FINES	COSTS	COSTS
NEG HOM	000000	000000	000000	000000	ASSESSED	COLLECTED	ASSESSED	COLLECTED
MISDEMEANOR	001189	000719	000474	000000				
	001189	000719	000474	000000	\$0068017	\$0000000	\$00053827	\$0000000
FELONIES	000000	000000	BOUND	OVER				
DWI 1	000131	000108	000006	000000	\$054209	\$0000000	\$0043581	\$0000000
DWI 2	000024	000018	000001	000000	\$025500	\$0000000	\$0006717	\$0000000
DWI 3	000003	000003	000000	000000	\$009000	\$0000000	\$0001055	\$0000000
OTHER TRAFF	001877	001442	000243	000000	\$0050754	\$0000000	\$00066393	\$0000000
	002035	001571	000250	000000	\$0139463	\$0000000	\$00117756	\$0000000
SMALL CLMS	000219	000140					\$0003334	\$0003334
OTHER CIVIL	000047	000034					\$0000920	\$0000920
	000265	000174					\$0004224	\$0004224

DERMOTT/CHICOT

07/92 THRU 06/93

	FILINGS	CNV	DISM	APPL	FINES	FINES	COSTS	COSTS
					ASSESSED	COLLECTED	ASSESSED	COLLECTED
NEG HOM	000000	000000	000000	000000				
MISDEMEANOR	000000	000000	000000	000000				
	000000	000000	000000	000000	\$0000000	\$0000000	\$0000000	\$0000000
FELONIES	000000	000000	BOUND	OVER				
DWI 1	000000	000000	000000	000000	\$0000000	\$0000000	\$0000000	\$0000000
DWI 2	000000	000000	000000	000000	\$0000000	\$0000000	\$0000000	\$0000000
DWI 3	000000	000000	000000	000000	\$0000000	\$0000000	\$0000000	\$0000000
OTHER TRAFF	000000	000000	000000	000000	\$0000000	\$0000000	\$0000000	\$0000000
	000000	000000	000000	000000	\$0000000	\$0000000	\$0000000	\$0000000
SMALL CLMS	000000	000000					\$0000000	\$0000000
OTHER CIVIL	000000	000000					\$0000000	\$0000000
	000000	000000					\$0000000	\$0000000

DES ARC/PRAIRIE

07/92 THRU 06/93

	FILINGS	CNV	DISM	APPL	FINES	FINES	COSTS	COSTS
					ASSESSED	COLLECTED	ASSESSED	COLLECTED
NEG HOM	000000	000000	000000	000000				
MISDEMEANOR	000425	000259	000030	000031				
	000425	000259	000030	000031	\$00014653	\$0005078	\$00011041	\$0005307
FELONIES	000000	00029	BOUND	OVER				
DWI 1	000025	000019	000005	000002	\$0005909	\$0000331	\$000559	\$0000317
DWI 2	000007	000004	000000	000000	\$0002933	\$0000000	\$0001517	\$0000000
DWI 3	000000	000000	000000	000000	\$0000000	\$0000000	\$0000000	\$0000000
OTHER TRAFF	000425	000345	000007	000000	\$0001066	\$00007961	\$0001859	\$00011426
	000455	000368	000010	000002	\$00019719	\$00003294	\$00021862	\$00011743
SMALL CLMS	000063	000033					\$0002017	\$0002017
OTHER CIVIL	000000	000000					\$0000700	\$0000000
	000063	000033					\$0002017	\$0002017

DEVALLS BLUFF/PRAIRIE 07/92 THRU 06/93

	FILINGS	CONV	DISM	APPL	FINES ASSESSED	FINES COLLECTED	COSTS ASSESSED	COSTS COLLECTED
NEG HOM	000000	000000	000000	000000				
MISDEMEANOR	000081	000048	000005	000004				
	000081	000048	000005	000004	\$00003670	\$0002044	\$00001985	\$0001123
FELONIES	000000	000003	BOUND	OVER				
DWI 1	000002	000000	000000	000000	\$0000000	\$0000000	\$0000000	\$0000000
DWI 2	000002	000001	000000	000001	\$0000554	\$0000000	\$0000296	\$0000000
DWI 3	000000	000000	000000	000000	\$0000000	\$0000000	\$0000000	\$0000000
OTHER TRAFF	000251	000147	000009	000000	\$00007306	\$00006534	\$00004137	\$00003589
	000255	000148	000009	000001	00007360	00006534	\$00004433	00003589
SMALL CLMS	000000	000000					\$0000000	\$0000000
OTHER CIVIL	000000	000000					\$0000000	\$0000000
	000000	000000					\$0000000	\$0000000

DEWITT/ARKANSAS 07/92 THRU 06/93

	FILINGS	CONV	DISM	APPL	FINES ASSESSED	FINES COLLECTED	COSTS ASSESSED	COSTS COLLECTED
NEG HOM	000000	000000	000000	000000				
MISDEMEANOR	000509	000475	000034	000000				
	000509	000475	000034	000000	\$00008903	\$0017625	\$00022349	\$0002807
FELONIES	000000	000000	BOUND	OVER				
DWI 1	000347	000047	000000	000000	\$0019318	\$0000362	\$0014368	\$0000633
DWI 2	000013	000013	000000	000000	\$0012103	\$0000931	\$0004151	\$0000319
DWI 3	000000	000000	000000	000000	\$0008043	\$0000000	\$0000957	\$0000000
OTHER TRAFF	001590	001393	000197	000000	\$00041313	\$00022225	\$00061641	\$00042323
	001653	001456	000197	000000	00081775	00024019	\$00081117	00043785
SMALL CLMS	000127	000127					\$0002545	\$0002545
OTHER CIVIL	000053	000053					\$0001282	\$0001282
	000127	000130					\$0003333	\$0003333

DUMAS/DESHA

07/92 THRU 06/93

	FILINGS	CNV	DISM	APPL	FINES ASSESSED	FINES COLLECTED	COSTS ASSESSED	COSTS COLLECTED
NEG HOM	000000	000000	000000	000000				
MISDEMEANOR	001913	000789	000496	000000				
	001913	000739	000396	000000	\$000000	\$000000	\$00043799	\$0000000
FELONIES	000000	000000	000000	000000				
DWI 1	000160	000129	000010	000000	\$0037255	\$000000	\$0038615	\$0000000
DWI 2	000029	000025	000002	000000	\$0012564	\$000000	\$0007943	\$0000000
DWI 3	000000	000004	000000	000000	\$0004102	\$000000	\$0001273	\$0000000
OTHER TRAFF	002244	001449	000577	000000	\$00073564	\$0000000	\$00057075	\$0000000
	002445	001607	000589	000000	\$0127545	\$0000000	\$00104909	\$0000000
SMALL CLMS	000113	000029					\$0002547	\$0002547
OTHER CIVIL	000231	000051					\$0005141	\$0005141
	000349	000090					\$0007783	\$0007583

EAST CAMDEN/OJACHITA

07/92 THRU 06/93

	FILINGS	CNV	DISM	APPL	FINES ASSESSED	FINES COLLECTED	COSTS ASSESSED	COSTS COLLECTED
NEG HOM	000000	000000	000000	000000				
MISDEMEANOR	000019	000010	000004	000000				
	000019	000010	000004	000000	\$0002639	\$000025	\$00001129	\$0000135
FELONIES	000000	000000	000000	000000				
DWI 1	000000	000001	000000	000000	\$0000350	\$000000	\$0000319	\$0000000
DWI 2	000000	000000	000000	000000	\$0000000	\$000000	\$0000000	\$0000000
DWI 3	000000	000000	000000	000000	\$0000000	\$000000	\$0000000	\$0000000
OTHER TRAFF	000042	000030	000019	000000	\$0002253	\$00000575	\$00003753	\$00001949
	000042	000031	000019	000000	\$0002633	\$00000575	\$00004042	\$00001949
SMALL CLMS	000000	000000					\$0000000	\$0000000
OTHER CIVIL	000000	000000					\$0000000	\$0000000
	000000	000000					\$0000000	\$0000000

EL DORADO/UNION

07/92 THRU 06/93

NEG HOM	FILINGS	CNV	DISM	APPL	FINES ASSESSED	FINES COLLECTED	COSTS ASSESSED	COSTS COLLECTED
MISDEMEANOR	005417	002632	001039	000000				
	005417	002632	001039	000000	\$00256875	\$0111552	\$00124171	\$0059862
FELONIES	030000	00840	SOUND	OVER				
DWI 1	000248	000219	000003	000000	\$0091767	\$0055275	\$0070382	\$0050684
DWI 2	000024	000024	000003	000000	\$0018625	\$0000000	\$0007501	\$0000000
DWI 3	000001	000001	000000	000000	\$0002000	\$0000000	\$0000308	\$0000000
OTHER TRAFF	006309	004478	000614	000000	\$00252917	\$00131045	\$00214041	\$00166522
	006582	004722	000425	000000	00365309	00186321	\$00292332	00217206
SMALL CLMS	001085	000000					\$0011001	\$0002840
OTHER CIVIL	000431	000000					\$0005285	\$0000310
	001515	000000					\$0016287	\$0003650

ELKINS/WASHINGTON

07/92 THRU 06/93

NEG HOM	FILINGS	CNV	DISM	APPL	FINES ASSESSED	FINES COLLECTED	COSTS ASSESSED	COSTS COLLECTED
MISDEMEANOR	000745	000000	000048	000000				
	000745	000000	000048	000000	\$00012937	\$0010087	\$00010016	\$0011718
FELONIES	000000	00000	SOUND	OVER				
DWI 1	000139	000000	000004	000000	\$0012150	\$0011367	\$0020581	\$0015705
DWI 2	000052	000000	000000	000000	\$0005700	\$0003954	\$0003564	\$0003404
DWI 3	000020	000000	000000	000000	\$0008400	\$0001650	\$0002598	\$0000771
OTHER TRAFF	002107	000000	000083	000000	\$00034419	\$00029687	\$00041771	\$00042298
	002313	000000	000087	000000	00060669	00046653	\$00068514	00062179
SMALL CLMS	000000	000000					\$0000000	\$0000000
OTHER CIVIL	000000	000000					\$0000000	\$0000000
	000000	000000					\$0000000	\$0000000

ENGLAND/LONOKE 07/92 THRU 06/93

	FILINGS	CNV	DISM	APPL	FINES ASSESSED	FINES COLLECTED	COSTS ASSESSED	COSTS COLLECTED
NEG HOM	000000	000000	000000	000000				
MISDEMEANOR	000000	000000	000000	000000				
	000000	000000	000000	000000	\$0000000	\$0000000	\$0000000	\$0000000
FELONIES	000000	000000	BOUND	OVER				
DWI 1	000058	000000	000000	000000	\$0022225	\$0000714	\$0010931	\$0000385
DWI 2	000010	000000	000000	000000	\$0005609	\$0000000	\$0001292	\$0000000
DWI 3	000000	000000	000000	000000	\$0006362	\$0000000	\$0001139	\$0000000
OTHER TRAFF	000374	000000	000000	000000	\$00013003	\$00004473	\$00016178	\$00006445
	000448	000000	000000	000000	\$0047199	\$0005129	\$00030140	\$0006831
SMALL CLMS	000117	000000					\$0001410	\$0001410
OTHER CIVIL	000000	000000					\$0000000	\$0000000
	000117	000000					\$0001410	\$0001410

EUDORA/CHICOT 07/92 THRU 06/93

	FILINGS	CNV	DISM	APPL	FINES ASSESSED	FINES COLLECTED	COSTS ASSESSED	COSTS COLLECTED
NEG HOM	000000	000000	000000	000000				
MISDEMEANOR	000450	000159	000207	000000				
	000450	000159	000207	000000	\$00017054	\$0010002	\$00011218	\$0007394
FELONIES	000000	000000	BOUND	OVER				
DWI 1	000045	000040	000002	000000	\$0009431	\$0005671	\$0010580	\$0007673
DWI 2	000002	000002	000001	000000	\$0000794	\$0000000	\$0000540	\$0000000
DWI 3	000001	000001	000000	000000	\$0000897	\$0000000	\$0000324	\$0000000
OTHER TRAFF	000492	000355	000063	000000	\$00018790	\$00019754	\$00015770	\$0001460
	000543	000398	000069	000000	\$0029412	\$0025420	\$00027414	\$00022133
SMALL CLMS	000055	000026					\$0001244	\$0001317
OTHER CIVIL	000002	000001					\$0000385	\$0000385
	000053	000027					\$0001380	\$0001403

EUREKA SPRINGS/CARROLL 07/92 THRU 06/93

	FILINGS	CNV	DISM	APPL	FINES ASSESSED	FINES COLLECTED	COSTS ASSESSED	COSTS COLLECTED
NEG HOM	000000	000000	000000	000000				
MISDEMEANOR	000278	000141	000022	000000				
	000278	000141	000022	000000	00014944	\$0011497	\$00018047	\$0007566
FELONIES	000000	000000	BOUND	OVER				
DWI 1	000131	000066	000002	000003	\$0023307	\$0023654	\$0024527	\$0016002
DWI 2	000017	000003	000001	000000	\$0002300	\$0004266	\$0001289	\$0001300
DWI 3	000007	000003	000000	000000	\$0002250	\$0001763	\$0000644	\$0000050
OTHER TRAFF	000725	000493	000013	000000	\$00022790	\$00019907	\$00022190	\$00020996
	000680	000565	000021	000003	00051147	00049590	\$00048650	00038348
SMALL CLMS	000041	000015					\$0001070	\$0001070
OTHER CIVIL	000000	000000					\$0000000	\$0000000
	000041	000015					\$0001070	\$0001070

FAYETTEVILLE/WASHINGTON 07/92 THRU 06/93

	FILINGS	CNV	DISM	APPL	FINES ASSESSED	FINES COLLECTED	COSTS ASSESSED	COSTS COLLECTED
NEG HOM	000000	000000	000000	000000				
MISDEMEANOR	009752	009230	000511	000000				
	009752	009230	000511	000000	000305374	\$0222150	\$00338463	\$0191023
FELONIES	000000	000000	BOUND	OVER				
DWI 1	000552	000548	000000	000011	\$0220605	\$0115917	\$0179016	\$0091733
DWI 2	000002	000002	000000	000000	\$0000854	\$0000030	\$0000332	\$0000010
DWI 3	000001	000001	000000	000000	\$0000000	\$0000000	\$0000000	\$0000000
OTHER TRAFF	010039	009837	000162	000001	\$00184126	\$00161095	\$00348358	\$00290383
	010594	010368	000162	000012	00405735	00277044	\$00528206	00372626
SMALL CLMS	000571	000000					\$0000000	\$0000000
OTHER CIVIL	001624	000000					\$0000000	\$0000000
	002395	000000					\$0000000	\$0000000

FORDYCE/DALLAS

07/92 THRU 06/93

NEG HOM	FILINGS	CONV	DISM	APPL	FINES ASSESSED	FINES COLLECTED	COSTS ASSESSED	COSTS COLLECTED
MISDEMEANOR	000000	000000	000000	000000				
	000193	000075	000016	000000				
	000198	000075	000016	000000	\$00009741	\$0001410	\$00000165	\$0000165
FELONIES	000000	000000	BOUND	OVER				
DWI 1	000021	000004	000000	000000	\$0002116	\$0000000	\$0000000	\$0000000
DWI 2	000002	000000	000000	000000	\$0000000	\$0000000	\$0000000	\$0000000
DWI 3	000005	000000	000000	000000	\$0000000	\$0000000	\$0000000	\$0000000
OTHER TRAFF	000000	000000	000000	000000	\$0000000	\$0000000	\$0000000	\$0000000
	000023	000004	000000	000000	\$0002116	\$0000000	\$0000000	\$0000000
SMALL CLMS	000000	000000					\$0000000	\$0000000
OTHER CIVIL	000000	000000					\$0000000	\$0000000
	000000	000000					\$0000000	\$0000000

FURREST CITY/ST. FRANCIS

07/92 THRU 06/93

NEG HOM	FILINGS	CONV	DISM	APPL	FINES ASSESSED	FINES COLLECTED	COSTS ASSESSED	COSTS COLLECTED
MISDEMEANOR	000000	000000	000000	000000				
	008117	003507	004392	000000				
	008117	003507	004392	000000	\$00262949	\$0000000	\$00159644	\$0000000
FELONIES	000000	000000	BOUND	OVER				
DWI 1	000406	000368	000036	000000	\$0106418	\$0000000	\$0122732	\$0000000
DWI 2	000082	000033	000005	000000	\$0039776	\$0000000	\$0027771	\$0000000
DWI 3	000020	000015	000007	000000	\$0012628	\$0000000	\$0005022	\$0000000
OTHER TRAFF	006100	004694	000962	000000	\$00260087	\$0000000	\$01227027	\$0000000
	006603	005160	001012	000000	\$0419609	\$0000000	\$01326001	\$0000000
SMALL CLMS	000344	000195					\$0009077	\$0018077
OTHER CIVIL	000325	000221					\$0008374	\$0008374
	000570	000416					\$0017451	\$0026951

FORT SMITH/SEBASTIAN 07/92 THRU 06/93

	FILINGS	CHV	DISM	APPL	FINES	FINES	COSTS	COSTS
					ASSESSED	COLLECTED	ASSESSED	COLLECTED
NEG HOM	000000	000000	000000	000000				
MISDEMEANOR	017449	010559	001784	000053				
	017449	010559	001784	000053	\$00794028	\$0389295	\$00355212	\$0200079
FELONIES	000196	01023	SOUND	OVER				
DWI 1	000932	000038	000017	000073	\$0220584	\$0159975	\$0285550	\$0188507
DWI 2	000125	000091	000002	000023	\$0040480	\$0000185	\$0028701	\$0000186
DWI 3	000035	000026	000005	000004	\$0021284	\$0000100	\$0007313	\$0000100
OTHER TRAFF	016434	007779	001705	000031	\$00515643	\$00375085	\$00330359	\$00259137
	017529	003734	001729	000151	00797991	00535345	\$00633123	00437930
SMALL CLMS	000379	000000					\$0019230	\$0019230
OTHER CIVIL	001659	000000					\$0091349	\$0091309
	002034	000000					\$0110579	\$0110539

GOULD/LINCOLN 07/92 THRU 06/93

	FILINGS	CHV	DISM	APPL	FINES	FINES	COSTS	COSTS
					ASSESSED	COLLECTED	ASSESSED	COLLECTED
NEG HOM	000000	000000	000000	000000				
MISDEMEANOR	000117	000081	000034	000000				
	000117	000081	000034	000000	\$00008584	\$0000000	\$00008335	\$0000000
FELONIES	000000	00002	SOUND	OVER				
DWI 1	000022	000018	000000	000000	\$0008681	\$0000000	\$0005971	\$0000000
DWI 2	000000	000000	000000	000000	\$0000000	\$0000000	\$0000000	\$0000000
DWI 3	000003	000005	000000	000000	\$0002429	\$0000000	\$0001571	\$0000000
OTHER TRAFF	001170	000800	000126	000000	\$00041596	\$00000000	\$00032081	\$00000000
	001195	000883	000129	000000	00052906	00000000	\$00039523	00000000
SMALL CLMS	000000	000000					\$0000000	\$0000000
OTHER CIVIL	000000	000000					\$0000000	\$0000000
	000000	000000					\$0000000	\$0000000

GRADY/LINCOLN

07/92 THRU 06/93

	FILINGS	CHV	DISM	APPL	FINES ASSESSED	FINES COLLECTED	COSTS ASSESSED	COSTS COLLECTED
NEG HOM MISDEMEANOR	000003	000000	000000	000000	000000	000000	000000	000000
	000063	000061	000002	000000				
	000063	000061	000002	000000	00002694	\$0002694	\$00001796	\$0001796
FELONIES	000000	000000	BOUND	OVER				
DWI 1	000000	000000	000000	000000	\$0000000	\$0000000	\$0000000	\$0000000
DWI 2	000000	000000	000000	000000	\$0000000	\$0000000	\$0000000	\$0000000
DWI 3	000000	000000	000000	000000	\$0000000	\$0000000	\$0000000	\$0000000
OTHER TRAFF	000232	000172	000061	000000	\$00010227	\$00010227	\$00006428	\$00006428
	000232	000172	000061	000000	00010227	00010227	\$00006428	00006428
SMALL CLMS	000000	000000					\$0000000	\$0000000
OTHER CIVIL	000000	000000					\$0000000	\$0000000
	000000	000000					\$0000000	\$0000000

GREENWOOD/SEBASTIAN

07/92 THRU 06/93

	FILINGS	CHV	DISM	APPL	FINES ASSESSED	FINES COLLECTED	COSTS ASSESSED	COSTS COLLECTED
NEG HOM MISDEMEANOR	000000	000000	000000	000000	000000	000000	000000	000000
	004248	003951	000297	000025				
	004248	003951	000297	000025	\$00078345	\$0057221	\$00022312	\$0010861
FELONIES	000000	00026	BOUND	OVER				
DWI 1	000172	000145	000000	000010	\$0120054	\$0041163	\$0043319	\$0024911
DWI 2	000041	000021	000001	000004	\$0017000	\$0011785	\$0000737	\$0006352
DWI 3	000007	000004	000001	000003	\$0005650	\$0002700	\$0001733	\$0001432
OTHER TRAFF	003427	003751	000196	000005	\$00102305	\$00091260	\$00092053	\$00085723
	004147	003951	000201	000022	00254259	00146913	\$00144449	00120423
SMALL CLMS	000055	000000					\$0001493	\$0001493
OTHER CIVIL	000053	000006					\$0002192	\$0002192
	000111	000012					\$0003685	\$0003685

HAMBURG/ASHLEY

07/92 THRU 06/93

	FILINGS	CNV	DISM	APPL	FINES	FINES	COSTS	COSTS
NEG HOM	000000	000000	000000	000000	ASSESSED	COLLECTED	ASSESSED	COLLECTED
MISDEMEANOR	001744	000685	000281	000000				
	001744	000685	000281	000000	\$0125061	\$0168629	\$00539934	\$0030601
FELONIES	000081	00165	BOUND	OVER				
DWI 1	000157	000111	000010	000000	\$0057790	\$0030952	\$0043415	\$0030992
DWI 2	000017	000028	000000	000000	\$0007180	\$0000000	\$0003655	\$0000000
DWI 3	000009	000010	000008	000000	\$0002859	\$0000000	\$0000997	\$0000000
OTHER TRAFF	003375	003153	000284	000000	\$00152888	\$00114073	\$00123635	\$00097641
	003558	003332	000302	000000	\$0220717	\$00145025	\$00171752	\$0128633
SMALL CLMS	000371	000284					\$0007982	\$0007982
OTHER CIVIL	000000	000000					\$0000000	\$0000000
	000371	000284					\$0007982	\$0007982

HAMPTON/CALHOUN

07/92 THRU 06/93

	FILINGS	CNV	DISM	APPL	FINES	FINES	COSTS	COSTS
NEG HOM	000000	000000	000000	000000	ASSESSED	COLLECTED	ASSESSED	COLLECTED
MISDEMEANOR	000306	000231	000043	000000				
	000306	000231	000043	000000	\$00033325	\$0018044	\$00010836	\$0008295
FELONIES	000000	00000	BOUND	OVER				
DWI 1	000054	000052	000001	000001	\$0012532	\$0008977	\$0015874	\$0014548
DWI 2	000012	000006	000000	000000	\$0002362	\$0004135	\$0001876	\$0003199
DWI 3	000003	000002	000000	000000	\$0002151	\$0003284	\$0000622	\$0000277
OTHER TRAFF	001719	001586	000125	000000	\$00061693	\$00049633	\$00054532	\$00045760
	001783	001646	000125	000001	\$00079243	\$00066035	\$00073054	\$00053784
SMALL CLMS	000051	000000					\$0001125	\$0001125
OTHER CIVIL	000002	000000					\$0000043	\$0000043
	000053	000000					\$0001164	\$0001164

HARRISBURG/POINSETT 07/92 THRU 06/93

	FILINGS	CNV	DISM	APPL	FINES ASSESSED	FINES COLLECTED	COSTS ASSESSED	COSTS COLLECTED
NEG HOM	00000J	000000	000000	000000				
MISDEMEANOR	000261	000186	000074	000031				
	000261	000186	000074	000031	\$0019947	\$0012321	\$0011905	\$0014797
FELONIES	000000	00001	BOUND	OVER				
DWI 1	000059	000047	000008	000007	\$0013799	\$0011835	\$0009402	\$0009299
DWI 2	000005	000000	000002	000001	\$0003500	\$0003222	\$0001549	\$0002324
DWI 3	000000	000000	000000	000000	\$0000328	\$0000325	\$0000232	\$0000135
OTHER TRAFF	001531	001285	000091	000033	\$00044953	\$00050944	\$00044355	\$00049381
	001443	001335	000101	000011	\$00062580	\$00066333	\$00056138	\$00051139
SMALL CLMS	000043	000000				\$0001234	\$0001234	\$0001234
OTHER CIVIL	000225	000000				\$0007361	\$0007361	\$0007361
	000263	000000				\$0008549	\$0008549	\$0008549

HARRISON/BOONE 07/92 THRU 06/93

	FILINGS	CNV	DISM	APPL	FINES ASSESSED	FINES COLLECTED	COSTS ASSESSED	COSTS COLLECTED
NEG HOM	000000	000000	000000	000000				
MISDEMEANOR	003895	000169	000055	000005				
	003895	000169	000055	000005	\$00209376	\$00076734	\$00236366	\$0129694
FELONIES	000000	00000	BOUND	OVER				
DWI 1	000249	000013	000008	000000	\$0072861	\$0021254	\$0076243	\$0029549
DWI 2	000050	000001	000001	000001	\$0021729	\$0001637	\$0021536	\$0004963
DWI 3	000017	000000	000000	000000	\$0012122	\$0000000	\$0002485	\$0000235
OTHER TRAFF	006375	000256	000035	000001	\$00068435	\$00043963	\$00125937	\$00030862
	006591	000270	000047	000002	\$0195147	\$00071759	\$00226904	\$0115509
SMALL CLMS	000421	000421				\$0015215	\$0015215	\$0015215
OTHER CIVIL	000060	000060				\$0002735	\$0002735	\$0002735
	000481	000481				\$0018152	\$0017522	\$0017522

HAZEN/PRAIRIE

07/92 THRU 06/93

	FILINGS	CNV	DISM	APPL	FINES	FINES	COSTS	COSTS
					ASSESSED	COLLECTED	ASSESSED	COLLECTED
NEG HOM	000000	000000	000000	000000				
MISDEMEANOR	000923	000885	000036	000002				
	000923	000885	000036	000002	\$0053407	\$0053407	\$0031508	\$0031508
FELONIES	000000	000004	BOUND	OVER				
DWI 1	000035	000036	000000	000001	\$0010561	\$0010561	\$0011922	\$0011922
DWI 2	000005	000005	000000	000000	\$0002484	\$0002484	\$0001490	\$0001490
DWI 3	000000	000000	000000	000000	\$0000000	\$0000000	\$0000000	\$0000000
OTHER TRAFF	000000	000000	000000	000000	\$0000000	\$0000000	\$0000000	\$0000000
	000041	000041	000000	000001	\$0013045	\$0013045	\$00013412	\$00013412
SMALL CLMS	000110	000109					\$0001994	\$0001994
OTHER CIVIL	000007	000007					\$0000210	\$0000210
	000117	000116					\$0002204	\$0002204

HEBER SPRINGS/CLEBURNE

07/92 THRU 06/93

	FILINGS	CNV	DISM	APPL	FINES	FINES	COSTS	COSTS
					ASSESSED	COLLECTED	ASSESSED	COLLECTED
NEG HOM	000000	000000	000000	000000				
MISDEMEANOR	001485	001128	000365	000000				
	001485	001128	000365	000000	\$00068365	\$0054237	\$00046665	\$0038041
FELONIES	000000	000071	BOUND	OVER				
DWI 1	000128	000100	000017	000000	\$0033775	\$0033290	\$0028554	\$0028067
DWI 2	000033	000026	000005	000000	\$0016460	\$0000000	\$0007743	\$0000000
DWI 3	000007	000005	000001	000000	\$0004651	\$0000000	\$0001709	\$0000000
OTHER TRAFF	001677	001514	000212	000000	\$00064924	\$00058792	\$00062060	\$00029837
	001842	001645	000235	000000	\$0119810	\$0002582	\$00100265	\$00057904
SMALL CLMS	000192	000114					\$0001553	\$0001583
OTHER CIVIL	000192	000059					\$0002195	\$0002195
	000384	000173					\$0003721	\$0003721

HELENA/PHILLIPS

07/92 THRU 06/93

	FILINGS	CNV	DISM	APPL	FINES ASSESSED	FINES COLLECTED	COSTS ASSESSED	COSTS COLLECTED
NEG HOM	000000	000000	000000	000000				
MISDEMEANOR	001257	000836	000420	000015				
	001257	000836	000420	000015	\$00057464	\$0014480	\$00031352	\$0008141
FELONIES	000000	000000	BOUND OVER					
DWI 1	000100	000105	000003	000000	\$0021439	\$0001350	\$0034090	\$0002143
DWI 2	000011	000011	000000	000000	\$0005200	\$0000400	\$0003365	\$0000310
DWI 3	000001	000001	000001	000000	\$0000900	\$0000000	\$0000301	\$0000000
OTHER TRAFF	001490	001295	000189	000017	\$00038408	\$00025605	\$00060142	\$00053131
	001414	001412	000193	000055	\$0065947	\$00027355	\$00097398	\$00055584
SMALL CLMS	000000	000000					\$0010500	\$0020691
OTHER CIVIL	000093	000093					\$0000000	\$0001643
	000974	000974					\$0010500	\$0022534

HOPE/HEMPSTEAD

07/92 THRU 06/93

	FILINGS	CNV	DISM	APPL	FINES ASSESSED	FINES COLLECTED	COSTS ASSESSED	COSTS COLLECTED
NEG HOM	000000	000000	000000	000000				
MISDEMEANOR	003012	003155	000457	000000				
	003012	003155	000457	000000	\$00173994	\$0101368	\$00200015	\$01158646
FELONIES	000000	000000	BOUND OVER					
DWI 1	000246	000246	000000	000000	\$0000152	\$0027700	\$0003222	\$0039402
DWI 2	000000	000000	000000	000000	\$0000000	\$0000000	\$0000000	\$0000000
DWI 3	000000	000000	000000	000000	\$0000000	\$0000000	\$0000000	\$0000000
OTHER TRAFF	005782	005324	000450	000000	\$00274301	\$00236473	\$0019419	\$00159387
	006025	005570	000450	000000	\$03354483	\$0204173	\$00247450	\$0199759
SMALL CLMS	000360	000217					\$0006505	\$0008503
OTHER CIVIL	000092	000084					\$0004492	\$0004492
	000452	000301					\$0012995	\$0012995

HOT SPRINGS/GARLAND 07/92 THRU 06/93

	FILINGS	CNV	DISM	APPL	FINES	FINES	COSTS	COSTS
NEG HOM	030000	000000	000000	000000	ASSESSED	COLLECTED	ASSESSED	COLLECTED
MISDEMEANOR	009423	001751	003226	000012				
	009423	001751	003226	000012	\$00036788	\$0109645	\$0453371	\$0194413
FELONIES	000000	000000	SOUND	OVER				
DWI 1	000551	000445	000065	000000	\$0011056	\$0000000	\$171495	\$0253066
DWI 2	000096	000043	000007	000000	\$0005450	\$0000000	\$027746	\$0038310
DWI 3	000030	000009	000003	000000	\$0001600	\$0000000	\$0008304	\$0009144
OTHER TRAFF	016314	008367	005236	000000	\$00325624	\$00211993	\$00817067	\$00653477
	017491	002864	005313	000000	00343730	00211993	\$01025312	00954003
SMALL CLMS	000433	000000					\$0011054	\$0011054
OTHER CIVIL	000391	000000					\$0011152	\$0011152
	000324	000000					\$0022206	\$0022206

HUNTSVILLE/MADISON 07/92 THRU 06/93

	FILINGS	CNV	DISM	APPL	FINES	FINES	COSTS	COSTS
NEG HOM	000000	000000	000000	000000	ASSESSED	COLLECTED	ASSESSED	COLLECTED
MISDEMEANOR	000589	000412	000049	000000				
	000589	000412	000049	000000	\$00039255	\$0036714	\$00016271	\$0015933
FELONIES	000000	000000	SOUND	OVER				
DWI 1	000082	000065	000002	000002	\$0055489	\$0060770	\$0025585	\$0018072
DWI 2	000016	000018	000000	000001	\$0027350	\$0015152	\$0005300	\$0002923
DWI 3	000009	000013	000000	000000	\$0023300	\$0003262	\$0004033	\$0000940
OTHER TRAFF	002660	002444	000036	000001	\$00104810	\$00107562	\$00060262	\$00058729
	002769	002560	000036	000004	00210949	00136752	\$00095180	00090661
SMALL CLMS	000113	000000					\$0000720	\$0000720
OTHER CIVIL	000023	000000					\$0000154	\$0000164
	000141	000000					\$0000434	\$0000584

JACKSONVILLE/PULASKI

07/92 THRU 06/93

	FILINGS	ENV	DISM	APPL	FINES	FINES	COSTS	COSTS
NEG HOM	000000	000000	000000	000000	ASSESSED	COLLECTED	ASSESSED	COLLECTED
MISDEMEANOR	004733	003489	000344	000000				
	004733	003489	000344	000000	\$00270795	\$0013224	\$00125633	\$0006441
FELONIES	000000	00507	BOUND	OVER				
DWI 1	000173	000179	000029	000005	\$0061880	\$0006930	\$0055146	\$0003126
DWI 2	000032	000046	000005	000000	\$0024370	\$0000000	\$0013139	\$0000000
DWI 3	000010	000012	000001	000000	\$0007556	\$0000000	\$0002556	\$0000000
OTHER TRAFF	005401	004269	000793	000004	\$00195094	\$0000000	\$00090264	\$0000000
	005616	004526	000833	000009	\$0036900	\$0006933	\$00161105	\$0003126
SMALL CLMS	000100	000037					\$0002706	\$0002706
OTHER CIVIL	000037	000016					\$0000997	\$0000997
	000137	000103					\$0003703	\$0003703

JASPER/NEWTON

07/92 THRU 06/93

	FILINGS	ENV	DISM	APPL	FINES	FINES	COSTS	COSTS
NEG HOM	000000	000000	000000	000000	ASSESSED	COLLECTED	ASSESSED	COLLECTED
MISDEMEANOR	000173	000178	000028	000012				
	000173	000178	000028	000012	\$00009612	\$0007047	\$00008525	\$0005119
FELONIES	000000	00002	BOUND	OVER				
DWI 1	000040	000031	000002	000003	\$0010793	\$0011264	\$0009064	\$0008466
DWI 2	000006	000006	000001	000001	\$0002879	\$0002810	\$0001511	\$0000857
DWI 3	000000	000001	000000	000001	\$0001003	\$0002547	\$0000302	\$0000273
OTHER TRAFF	000522	000564	000056	000003	\$0020557	\$0001874	\$0001647	\$0001245
	000663	000602	000059	000002	\$0035217	\$0003561	\$00027359	\$0002206
SMALL CLMS	000036	000023					\$0001174	\$0001174
OTHER CIVIL	000014	000006					\$0000281	\$0000281
	000050	000029					\$0001455	\$0001455

JONESBORO/CRAIGHEAD

07/92 THRU 06/93

	FILINGS	CNV	DISM	APPL	FINES	FINES	COSTS	COSTS
NEG HOM	000000	000000	000000	000000	ASSESSED	COLLECTED	ASSESSED	COLLECTED
MISDEMEANOR	008286	001937	000333	000032				
	008286	001937	000333	000032	\$0032196	\$0195843	\$00052105	\$0192293
FELONIES	000097	00188	BOUND	OVER				
DWI 1	000414	000180	000000	000032	\$0005900	\$0045913	\$0007141	\$0035112
DWI 2	000115	000038	000000	000030	\$0018000	\$0045775	\$0008091	\$0011073
DWI 3	000044	000005	000000	000031	\$0030000	\$0035643	\$0010766	\$0035566
OTHER TRAFF	009826	003149	000369	000000	\$0028516	\$00219183	\$00032278	\$00221560
	010457	003372	000369	000033	00032416	00346503	\$00058276	00273311
SMALL CLMS	000241	000208					\$0006952	\$0006952
OTHER CIVIL	000847	000753					\$0023526	\$0023526
	001023	000961					\$0030478	\$0030478

LAKE CITY/CRAIGHEAD

07/92 THRU 06/93

	FILINGS	CNV	DISM	APPL	FINES	FINES	COSTS	COSTS
NEG HOM	000000	000000	000000	000000	ASSESSED	COLLECTED	ASSESSED	COLLECTED
MISDEMEANOR	000292	000214	000078	000030				
	000292	000214	000078	000030	\$00013127	\$0010104	\$00010117	\$0009207
FELONIES	000000	00003	BOUND	OVER				
DWI 1	000037	000035	000001	000031	\$0016000	\$0014213	\$0011601	\$0014574
DWI 2	000010	000010	000001	000030	\$0014000	\$0006049	\$000321-	\$0003253
DWI 3	000003	000003	000003	000030	\$0007500	\$0004630	\$0002122	\$0000566
OTHER TRAFF	000530	000478	000052	000000	\$00014357	\$00014589	\$0001975-	\$00020173
	000580	000526	00005-	000031	00051657	00049781	\$00036895	00038566
SMALL CLMS	000020	000021					\$000051-	\$000051-
OTHER CIVIL	000063	000035					\$0001321	\$0001331
	000083	000036					\$0002399	\$0002399

LAKE VILLAGE/CHICOT 07/92 THRU 06/93

	FILINGS	CNV	DISM	APPL	FINES ASSESSED	FINES COLLECTED	COSTS ASSESSED	COSTS COLLECTED
NEG HOM MISDEMEANOR	000000	000000	000000	000000				
	000000	000000	000000	000000	00000000	\$0000000	\$0000000	\$0000000
FELONIES	000000	000000	BOUND	OVER				
DWI 1	000019	000000	000000	000000	\$0010623	\$0010623	\$0000000	\$0000000
DWI 2	000007	000000	000000	000000	\$0005091	\$0005091	\$0000000	\$0000000
DWI 3	000000	000000	000000	000000	\$0000000	\$0000000	\$0000000	\$0000000
OTHER TRAFF	001162	000000	000000	000000	\$00092342	\$00092341	\$0000000	\$0000000
	001162	000000	000000	000000	00108556	00108555	\$0000000	\$0000000
SMALL CLMS	000000	000000					\$0000000	\$0000000
OTHER CIVIL	000000	000000					\$0000000	\$0000000
	000000	000000					\$0000000	\$0000000

LEPANTO/POINSETT 07/92 THRU 06/93

	FILINGS	CNV	DISM	APPL	FINES ASSESSED	FINES COLLECTED	COSTS ASSESSED	COSTS COLLECTED
NEG HOM MISDEMEANOR	000000	000000	000000	000000				
	000254	000191	000060	000000				
	000254	000191	000060	000000	\$00011737	\$0009935	\$00008902	\$0006793
FELONIES	000000	000000	BOUND	OVER				
DWI 1	000011	000010	000001	000001	\$0002455	\$0002715	\$0003291	\$0002684
DWI 2	000003	000003	000000	000000	\$0002278	\$0003189	\$0000991	\$0001011
DWI 3	000001	000001	000000	000001	\$0001324	\$0000000	\$0000325	\$0000000
OTHER TRAFF	000275	000244	000031	000004	\$00011728	\$00010045	\$00007934	\$00006023
	000275	000258	000032	000006	00017615	00015449	\$00012595	\$00009723
SMALL CLMS	000000	000000					\$0000000	\$0000000
OTHER CIVIL	000000	000000					\$0000000	\$0000000
	000000	000000					\$0000000	\$0000000

LEWISVILLE/LAFAYETTE 07/92 THRU 06/93

NEG HOM	FILINGS	CNV	DISM	APPL	FINES ASSESSED	FINES COLLECTED	COSTS ASSESSED	COSTS COLLECTED
MISDEMEANOR	000580	000000	000000	000000	00000000	\$0000000	\$00000000	\$0000000
FELONIES	000000	000000	BOUND	OVER				
DWI 1	000050	000000	000000	000000	\$0000000	\$0000000	\$0000000	\$0000000
DWI 2	000007	000000	000000	000000	\$0000000	\$0000000	\$0000000	\$0000000
DWI 3	000001	000000	000000	000000	\$0000000	\$0000000	\$0000000	\$0000000
OTHER TRAFF	001677	000000	000000	000000	\$0143481	\$00119639	\$00068033	\$00075727
	001733	000000	000000	000000	0143481	00119639	00068033	00075727
SMALL CLMS	000000	000000					\$0000000	\$0000000
OTHER CIVIL	000000	000000					\$0000000	\$0000000
	000000	000000					\$0000000	\$0000000

LITTLE ROCK/PULASKI 07/92 THRU 06/93

NEG HOM	FILINGS	CNV	DISM	APPL	FINES ASSESSED	FINES COLLECTED	COSTS ASSESSED	COSTS COLLECTED
MISDEMEANOR	012983	005739	004352	000047				
	012983	005739	004352	000047	\$01332512	\$0000000	\$00245332	\$0000000
FELONIES	005006	03325	BOUND	OVER				
DWI 1	001455	000727	000036	000045	\$0000000	\$0000000	\$0000000	\$0000000
DWI 2	000000	000000	000000	000000	\$0000000	\$0000000	\$0000000	\$0000000
DWI 3	000000	000000	000000	000000	\$0000000	\$0000000	\$0000000	\$0000000
OTHER TRAFF	065019	017510	016311	000919	\$00001162	\$00075483	\$00000000	\$00421743
	065474	018237	016347	000964	00001162	00075483	\$00000000	00421743
SMALL CLMS	000185	000113					\$0005441	\$0005441
OTHER CIVIL	003635	003657					\$0116971	\$0116971
	004023	003770					\$0122312	\$0122412

LONOKE/LONOKE 07/92 THRU 06/93

	FILINGS	CONV	DISM	APPL	FINES ASSESSED	FINES COLLECTED	COSTS ASSESSED	COSTS COLLECTED
NEG HOM	000000	000000	000000	000000				
MISDEMEANOR	001393	001360	000033	000000				
	001393	001360	000033	000000	\$00200346	\$0059317	\$00094268	\$0028939
FELONIES	000000	000005	SOUND	OVER				
DWI 1	000063	000063	000000	000000	\$0020375	\$0008581	\$0015762	\$0006652
DWI 2	000010	000010	000000	000000	\$0005260	\$0003134	\$0002795	\$0001652
DWI 3	000003	000003	000000	000000	\$0003250	\$0001522	\$0000861	\$0000570
OTHER TRAFF	001072	001055	000017	000000	\$00076710	\$00036735	\$00050684	\$00020325
	001148	001131	000017	000000	00105595	00049972	\$00070302	\$0029199
SMALL CLMS	000109	000109					\$0002244	\$0002244
OTHER CIVIL	000046	000046					\$0000000	\$0000000
	000155	000155					\$0003450	\$0003250

MAGNOLIA/COLUMBIA 07/92 THRU 06/93

	FILINGS	CONV	DISM	APPL	FINES ASSESSED	FINES COLLECTED	COSTS ASSESSED	COSTS COLLECTED
NEG HOM	000000	000000	000000	000000				
MISDEMEANOR	002005	001609	000385	000000				
	002005	001609	000385	000000	\$01134633	\$0107064	\$00076338	\$0067633
FELONIES	000000	00322	SOUND	OVER				
DWI 1	000095	000096	000002	000002	\$0041250	\$0042735	\$0026897	\$0028308
DWI 2	000004	000004	000000	000000	\$0003200	\$0000000	\$0001312	\$0000000
DWI 3	000002	000003	000000	000000	\$0003500	\$0000000	\$0000793	\$0000000
OTHER TRAFF	002035	001869	000103	000001	\$00089138	\$00075511	\$00071443	\$00063349
	002135	001972	000105	000003	00137038	00112244	\$00100546	\$00086557
SMALL CLMS	000701	000624					\$0016529	\$0016529
OTHER CIVIL	000165	000129					\$0004963	\$0004963
	000867	000753					\$0021492	\$0021492

MALVERN/HOT SPRING 07/92 THRU 06/93

	FILINGS	CNV	DISM	APPL	FINES	FINES	COSTS	COSTS
NEG HOM	000000	000000	000000	000000	ASSESSED	COLLECTED	ASSESSED	COLLECTED
MISDEMEANOR	001771	000933	000193	000033				
	001771	000933	000193	000033	307131981	\$0272634	\$00028015	\$0164497
FELONIES	000000	000000	BOUND	OVER				
DWI 1	000144	000122	000002	000012	\$0069711	\$0000000	\$0004083	\$0000003
DWI 2	000029	000032	000000	000008	\$0031710	\$0000000	\$0000912	\$0000000
DWI 3	000012	000009	000000	000001	\$0022238	\$0000000	\$0000322	\$0000000
OTHER TRAFF	004499	003207	000596	000006	\$00154391	\$00000000	\$00099751	\$00000000
	004684	003370	000598	000027	00278050	00000000	\$00105064	00000000
SMALL CLMS	000129	000061					\$0002443	\$0002443
OTHER CIVIL	000067	000034					\$0002735	\$0002735
	000195	000095					\$0005174	\$0005174

MARIANNA/LEE 07/92 THRU 06/93

	FILINGS	CNV	DISM	APPL	FINES	FINES	COSTS	COSTS
NEG HOM	000000	000000	000000	000000	ASSESSED	COLLECTED	ASSESSED	COLLECTED
MISDEMEANOR	000706	000509	000042	000001				
	000706	000509	000042	000001	\$00063864	\$0030001	\$00013954	\$0009293
FELONIES	000000	000023	BOUND	OVER				
DWI 1	000026	000026	000001	000001	\$0003975	\$0002371	\$0008366	\$0004985
DWI 2	000003	000007	000000	000002	\$0001922	\$0000603	\$0001613	\$0000372
DWI 3	000001	000001	000000	000000	\$0000903	\$0000975	\$0000324	\$0000000
OTHER TRAFF	000521	000518	000012	000001	\$00029150	\$00020923	\$00013904	\$00011555
	000553	000552	000013	000004	00035950	00024677	\$00024210	00017512
SMALL CLMS	000139	000066					\$0000369	\$0000369
OTHER CIVIL	000000	000000					\$0000000	\$0000000
	000139	000066					\$0000369	\$0000369

MARION COUNTY/MARION 07/92 THRU 06/93

	FILINGS	CNV	DISM	APPL	FINES ASSESSED	FINES COLLECTED	COSTS ASSESSED	COSTS COLLECTED
NEG HOM	000000	000000	000000	000000				
MISDEMEANOR	000570	000360	000043	000007				
	000570	000360	000043	000007	\$00021129	\$0017189	\$00018957	\$0017585
FELONIES	000000	000032	BOUND	OVER				
DWI 1	000043	000041	000000	000001	\$0016538	\$0013611	\$0008665	\$0007140
DWI 2	000011	000008	000002	000001	\$0005152	\$0002793	\$0001650	\$0000955
DWI 3	000004	000000	000005	000000	\$0000000	\$0002385	\$0000000	\$0000618
OTHER TRAFF	000949	000669	000050	000004	\$00033115	\$00032022	\$00021668	\$00020798
	001007	000918	000057	000006	\$0054805	\$0050613	\$00031483	\$0029511
SMALL CLMS	000031	000025					\$0000022	\$0000926
OTHER CIVIL	000187	000080					\$0005086	\$0005086
	000215	000105					\$0006014	\$0006014

MARKED TREE/POINSETT 07/92 THRU 06/93

	FILINGS	CNV	DISM	APPL	FINES ASSESSED	FINES COLLECTED	COSTS ASSESSED	COSTS COLLECTED
NEG HOM	000000	000000	000000	000000				
MISDEMEANOR	001359	000593	000018	000007				
	001359	000593	000018	000007	\$00033474	\$0023630	\$00034323	\$0025716
FELONIES	000000	000012	BOUND	OVER				
DWI 1	000150	000092	000000	000018	\$0018405	\$0014477	\$0027264	\$0019350
DWI 2	000053	000033	000000	000004	\$0014965	\$0008403	\$0010873	\$0004871
DWI 3	000021	000010	000000	000002	\$0005564	\$0002772	\$0002507	\$0000695
OTHER TRAFF	001710	000391	000006	000020	\$00028818	\$00027247	\$00043154	\$00041634
	001934	000526	000008	000044	\$00067755	\$00052901	\$00084533	\$00066550
SMALL CLMS	000003	000000					\$0000049	\$0000049
OTHER CIVIL	000002	000000					\$0000043	\$0000043
	000005	000000					\$0000092	\$0000092

MARSHALL/SEARCY 07/92 THRU 06/93

	FILINGS	CHV	DISM	APPL	FINES	FINES	COSTS	COSTS
					ASSESSED	COLLECTED	ASSESSED	COLLECTED
NEG HOM	000000	000000	000000	000000				
MISDEMEANOR	000083	000078	000028	000001				
	000083	000078	000028	000001	\$00011066	\$0003695	\$0004351	\$002632
FELONIES	000000	000000	BOUND	OVER				
DWI 1	000021	000029	000006	000001	\$0014836	\$0015673	\$0006905	\$0011993
DWI 2	000007	000005	000001	000000	\$0006628	\$0004161	\$0001356	\$0000795
DWI 3	000001	000000	000001	000000	\$0000000	\$0000000	\$0000000	\$0000000
OTHER TRAFF	000863	000807	000088	000000	\$00036139	\$00022231	\$00041253	\$00037576
	000892	000841	000096	000001	\$0057603	\$0042070	\$00049217	\$00050369
SMALL CLMS	000052	000035					\$0001128	\$0001128
OTHER CIVIL	000032	000014					\$0001335	\$0001335
	000084	000049					\$0002463	\$0002463

MAUMELLE/PULASKI 07/92 THRU 06/93

	FILINGS	CHV	DISM	APPL	FINES	FINES	COSTS	COSTS
					ASSESSED	COLLECTED	ASSESSED	COLLECTED
NEG HOM	000011	000000	000006	000000				
MISDEMEANOR	005927	004461	000122	000000				
	005838	004461	000128	000000	\$00353347	\$0101351	\$00441563	\$0049926
FELONIES	000000	000001	BOUND	OVER				
DWI 1	000072	000060	000001	000000	\$0030421	\$0000000	\$0018910	\$0000000
DWI 2	000009	000007	000000	000000	\$0006560	\$0000000	\$0002242	\$0000000
DWI 3	000004	000003	000000	000000	\$0003240	\$0000000	\$0000961	\$0000000
OTHER TRAFF	001911	001380	000180	000000	\$00151134	\$00065201	\$00088597	\$00024178
	001996	001450	000181	000000	\$0191355	\$0065201	\$00110710	\$00024178
SMALL CLMS	000000	000000					\$0000000	\$0000000
OTHER CIVIL	000000	000000					\$0000000	\$0000000
	000000	000000					\$0000000	\$0000000

MCCRORY/WOODRUFF

07/92 THRU 06/93

	FILINGS	CHV	DISM	APPL	FINES	FINES	COSTS	COSTS
					ASSESSED	COLLECTED	ASSESSED	COLLECTED
NEG HOM	000000	000000	000000	000000				
MISDEMEANOR	000121	000044	000037	000000				
	000121	000084	000037	000000	\$00004019	\$0002342	\$00004249	\$0002462
FELONIES	000000	00000	BOUND	OVER				
DWI 1	000005	000005	000000	000001	\$0001500	\$0000163	\$0001710	\$0000232
DWI 2	000000	000000	000000	000000	\$0000000	\$0000000	\$0000000	\$0000000
DWI 3	000001	000001	000000	000000	\$0001000	\$0000000	\$0000332	\$0000000
OTHER TRAFF	000173	000165	000013	000000	\$00003711	\$00003111	\$00006451	\$00004219
	000184	000171	000013	000001	\$00006211	\$00003279	\$00008492	\$00006451
SMALL CLMS	000000	000000					\$0000625	\$0000625
OTHER CIVIL	000007	000004					\$0000133	\$0000185
	000041	000018					\$0000314	\$0000314

MCGHEE/DISHA

07/92 THRU 06/93

	FILINGS	CHV	DISM	APPL	FINES	FINES	COSTS	COSTS
					ASSESSED	COLLECTED	ASSESSED	COLLECTED
NEG HOM	000000	000000	000000	000000				
MISDEMEANOR	001139	000205	000063	000000				
	001139	000205	000063	000000	\$00014733	\$0010770	\$00005723	\$0004961
FELONIES	000000	00002	BOUND	OVER				
DWI 1	000157	000025	000000	000004	\$0013086	\$0003463	\$0001512	\$0001276
DWI 2	000040	000003	000000	000000	\$0002400	\$0000000	\$0000093	\$0000000
DWI 3	000004	000002	000000	000000	\$0002000	\$0000000	\$0000052	\$0000000
OTHER TRAFF	001363	000515	000014	000000	\$00029944	\$00024002	\$00014333	\$00013460
	001769	000545	000014	000004	\$00047430	\$00017463	\$00016553	\$00014733
SMALL CLMS	000182	000181					\$0007431	\$0005431
OTHER CIVIL	000000	000000					\$0000000	\$0000000
	000182	000181					\$0007431	\$0005431

MELBOURNE/IZARD

07/92 THRU 06/93

	FILINGS	CNV	DISM	APPL	FINES ASSESSED	FINES COLLECTED	COSTS ASSESSED	COSTS COLLECTED
NEG HOM	000000	000000	000000	000000				
MISDEMEANOR	000193	000177	000016	000000				
	000193	000177	000016	000000	\$0023273	\$0022425	\$0004102	\$0004057
FELONIES	000000	000000	BOUND OVER					
DWI 1	000033	000029	000004	000001	\$0009440	\$0006942	\$0008464	\$0005002
DWI 2	000002	000002	000000	000000	\$0002000	\$0000500	\$0000604	\$0000302
DWI 3	000000	000000	000000	000000	\$0000000	\$0000000	\$0000000	\$0000000
OTHER TRAFF	000540	000526	000014	000000	\$00021715	\$00021715	\$00012148	\$00012148
	000575	000557	000016	000001	\$0033155	\$0029155	\$00021216	\$00017452
SMALL CLMS	000113	000083					\$0002372	\$0002372
OTHER CIVIL	000000	000000					\$0000000	\$0000000
	000113	000083					\$0002372	\$0002372

MENA/POLK

07/92 THRU 06/93

	FILINGS	CNV	DISM	APPL	FINES ASSESSED	FINES COLLECTED	COSTS ASSESSED	COSTS COLLECTED
NEG HOM	000000	000000	000000	000000				
MISDEMEANOR	000000	000000	000000	000000				
	000000	000000	000000	000000	\$00000000	\$0000000	\$00000000	\$0000000
FELONIES	000000	000000	BOUND OVER					
DWI 1	000196	000134	000002	000001	\$0049590	\$0036045	\$0043514	\$0028265
DWI 2	000030	000018	000000	000000	\$0015308	\$0008645	\$0006360	\$0007150
DWI 3	000001	000001	000000	000000	\$0002291	\$0004770	\$0001140	\$0004815
OTHER TRAFF	002954	002657	000154	000003	\$00109656	\$00100262	\$00092245	\$00033795
	003183	002510	000156	000004	\$0176345	\$00149742	\$00143760	\$00124026
SMALL CLMS	000413	000338					\$0009340	\$0009340
OTHER CIVIL	000031	000019					\$0000560	\$0000560
	000444	000357					\$0010000	\$0010000

MONTICELLO/DREW

07/92 THRU 06/93

	FILINGS	CHV	DISM	APPL	FINES ASSESSED	FINES COLLECTED	COSTS ASSESSED	COSTS COLLECTED
NEG HOM MISDEMEANOR	000000	000000	000000	000000	000000	000000	000000	000000
	001379	000921	000364	000001	\$00104878	\$0062170	\$00032392	\$0023925
FELONIES	000000	00059	SOUND	OVER				
DWI 1	000113	000088	000006	000000	\$0032990	\$0017394	\$0024654	\$0021372
DWI 2	000000	000000	000000	000000	\$0000000	\$0000000	\$0000000	\$0000000
DWI 3	000000	000000	000000	000000	\$0000000	\$0000000	\$0000000	\$0000000
OTHER TRAFF	003190	002608	000244	000000	\$0117749	\$00093707	\$00056649	\$00049109
	003363	002896	000250	000000	00150739	00111101	\$00081303	00070481
SMALL CLMS	000474	000345					\$0009120	\$0009120
OTHER CIVIL	000279	000194					\$0005983	\$0005983
	000753	000539					\$0015103	\$0015103

MORRILTON/CONWAY

07/92 THRU 06/93

	FILINGS	CHV	DISM	APPL	FINES ASSESSED	FINES COLLECTED	COSTS ASSESSED	COSTS COLLECTED
NEG HOM MISDEMEANOR	000000	000000	000000	000000	000000	000000	000000	000000
	001702	001230	000040	000000	\$01130105	\$0070350	\$00053926	\$0055566
FELONIES	000000	00000	SOUND	OVER				
DWI 1	000077	000052	000000	000000	\$0032577	\$0026486	\$0020655	\$0012031
DWI 2	000010	000008	000000	000000	\$0010365	\$0007421	\$0001867	\$0001474
DWI 3	000001	000001	000000	000000	\$0002304	\$0002304	\$0000196	\$0000196
OTHER TRAFF	002466	002062	000032	000000	\$00216050	\$00130370	\$00129667	\$00089642
	002494	002123	000032	000000	00261295	00166535	\$00152355	00133343
SMALL CLMS	000274	000271					\$0006763	\$0006763
OTHER CIVIL	000105	000102					\$0002225	\$0002225
	000379	000373					\$0008988	\$0008988

MOUNTAIN HOME/BAXTER 07/92 THRU 06/93

	FILINGS	CNV	DISM	APPL	FINES ASSESSED	FINES COLLECTED	COSTS ASSESSED	COSTS COLLECTED
NEG HOM	000000	000000	000000	000000				
MISDEMEANOR	002383	000000	000098	000000				
	002383	000000	000098	000000	\$0115942	\$0016858	\$0132589	\$0031965
FELONIES	000000	000000	BOUND OVER					
DWI 1	000293	000000	000000	000000	\$0128544	\$0002400	\$0123395	\$0005963
DWI 2	000000	000000	000000	000000	\$0011600	\$0000550	\$0006789	\$0000323
DWI 3	000000	000000	000000	000000	\$0001000	\$0000000	\$0002263	\$0000000
OTHER TRAFF	001452	000000	000064	000000	\$00039360	\$00005212	\$00059799	\$00009107
	001745	000000	000064	000000	\$0180504	\$0008162	\$00192745	\$0015393
SMALL CLMS	000187	000000					\$0002515	\$0003985
OTHER CIVIL	000553	000000					\$0005735	\$0012121
	000740	000000					\$0008253	\$0016106

MOUNTAIN VIEW/STONE 07/92 THRU 06/93

	FILINGS	CNV	DISM	APPL	FINES ASSESSED	FINES COLLECTED	COSTS ASSESSED	COSTS COLLECTED
NEG HOM	000000	000000	000000	000000				
MISDEMEANOR	000357	000234	000142	000000				
	000357	000234	000142	000000	\$00022238	\$0017439	\$00012492	\$0010850
FELONIES	000000	000000	BOUND OVER					
DWI 1	000073	000063	000007	000000	\$0023432	\$0015171	\$0017591	\$0011625
DWI 2	000010	000006	000001	000000	\$0005363	\$0000000	\$0002016	\$0000000
DWI 3	000001	000001	000000	000000	\$0001360	\$0000000	\$0000000	\$0000000
OTHER TRAFF	001020	000664	000312	000000	\$00028024	\$00021550	\$00020632	\$00016857
	001104	000734	000320	000000	\$0058181	\$00036721	\$00040239	\$00028482
SMALL CLMS	000034	000004					\$0001120	\$0001120
OTHER CIVIL	000107	000107					\$0001340	\$0001340
	000191	000191					\$0002460	\$0002460

MT. IDA/MONTGOMERY 07/92 THRU 06/93

	FILINGS	CNV	DISM	APPL	FINES	FINES	COSTS	COSTS
					ASSESSED	COLLECTED	ASSESSED	COLLECTED
NEG HOM	000000	000000	000000	000000				
MISDEMEANOR	000210	000117	000036	000000				
	000210	000117	000036	000000	\$00015580	\$0012374	\$00009336	\$0007261
FELONIES	000000	00023	BOUND	OVER				
DWI 1	000037	000020	000007	000000	\$0007250	\$0003153	\$0008711	\$0005250
DWI 2	000005	000005	000000	000000	\$0002000	\$0001509	\$0001292	\$0001321
DWI 3	000001	000000	000000	000000	\$0000900	\$0000001	\$0000323	\$0000305
OTHER TRAFF	001061	000777	000083	000001	\$00036764	\$00031944	\$00052556	\$00045431
	001104	000802	000090	000001	00046914	00037467	\$00062382	00052307
SMALL CLMS	000097	000039					\$0002315	\$0002796
OTHER CIVIL	000003	000002					\$0000253	\$0000253
	000105	000041					\$0003058	\$0003049

MURFREESBORO/PIKE 07/92 THRU 06/93

	FILINGS	CNV	DISM	APPL	FINES	FINES	COSTS	COSTS
					ASSESSED	COLLECTED	ASSESSED	COLLECTED
NEG HOM	000000	000000	000000	000000				
MISDEMEANOR	001163	000727	000083	000001				
	001163	000727	000083	000001	\$00051588	\$00052741	\$00044536	\$0041703
FELONIES	000000	00000	BOUND	OVER				
DWI 1	000083	000046	000002	000000	\$0017041	\$0008297	\$0008201	\$0033030
DWI 2	000024	000006	000000	000000	\$0002964	\$0001432	\$0001252	\$0000625
DWI 3	000001	000001	000000	000000	\$0000000	\$0000000	\$0000000	\$0000000
OTHER TRAFF	001379	000803	000068	000002	\$00021589	\$00017370	\$00037414	\$00031204
	001492	000856	000070	000002	00041594	00027149	\$00046367	00034360
SMALL CLMS	000024	000009					\$0000777	\$0000777
OTHER CIVIL	000004	000003					\$0000117	\$0000117
	000023	000012					\$0000324	\$0000694

NASHVILLE/HOWARD

07/92 THRU 06/93

	FILINGS	CNV	DISM	APPL	FINES ASSESSED	FINES COLLECTED	COSTS ASSESSED	COSTS COLLECTED
NEG HOM	000000	000000	000000	000000				
MISDEMEANOR	000832	000710	000115	000000				
	000832	000710	000115	000000	\$00048213	\$0039225	\$00047354	\$0040980
FELONIES	000000	000000	BOUND	OVER				
DWI 1	000305	000281	000020	000000	\$0018752	\$0022799	\$0016095	\$0022333
DWI 2	000024	000015	000003	000000	\$0000500	\$0000000	\$0000300	\$0000000
DWI 3	000010	000003	000000	000000	\$0000000	\$0000000	\$0000000	\$0000000
OTHER TRAFF	001304	001155	000141	000000	\$00060363	\$00039512	\$00060256	\$00040310
	001703	001454	000172	000000	00079615	00062311	\$00077251	00062049
SMALL CLMS	000234	000209					\$0011004	\$0011004
OTHER CIVIL	000420	000379					\$0019991	\$0020718
	000654	000588					\$0030995	\$003172

NEWPORT/JACKSON

07/92 THRU 06/93

	FILINGS	CNV	DISM	APPL	FINES ASSESSED	FINES COLLECTED	COSTS ASSESSED	COSTS COLLECTED
NEG HOM	000000	000000	000000	000000				
MISDEMEANOR	001389	001102	000255	000000				
	001389	001102	000255	000000	\$00065565	\$0025040	\$00087964	\$0023234
FELONIES	000010	000093	BOUND	OVER				
DWI 1	000101	000077	000018	000000	\$0013820	\$0004883	\$0028900	\$0002702
DWI 2	000027	000017	000003	000000	\$0010314	\$0003301	\$0007332	\$0001340
DWI 3	000010	000008	000001	000000	\$0004500	\$0001500	\$0002734	\$0000339
OTHER TRAFF	002351	001987	000362	000000	\$0008019	\$00055641	\$00040270	\$00048073
	002489	002089	000389	000000	00096653	00065330	\$00085792	00052454
SMALL CLMS	000434	000434					\$0009110	\$0012945
OTHER CIVIL	000194	000194					\$0004190	\$0004190
	000628	000628					\$0013314	\$0017141

NORTH LITTLE ROCK/PULASKI 07/92 THRU 06/93

	FILINGS	CHV	DISM	APPL	FINES ASSESSED	FINES COLLECTED	COSTS ASSESSED	COSTS COLLECTED
NEG HOM MISDEMEANOR	000000	000000	000000	000000				
	007501	003381	000267	000052				
	007501	003381	000267	000052	\$00512221	\$0253258	\$00077352	\$0134573
FELONIES	000000	01194	BOUND	OVER				
DWI 1	000000	000663	000044	000038	\$0039633	\$0037453	\$0053360	\$0050590
DWI 2	000000	000000	000000	000000	\$0000000	\$0000000	\$0000000	\$0000000
DWI 3	000673	000000	000000	000000	\$0000000	\$0000000	\$0000000	\$0000000
OTHER TRAFF	010487	000000	000000	000000	\$00502399	\$00435871	\$00010273	\$00544490
	011160	000663	000044	000038	00542032	00473524	\$00063839	00595095
SMALL CLMS	000000	000000					\$0000000	\$0000000
OTHER CIVIL	000341	000337					\$0004027	\$0004393
	000663	000638					\$0015374	\$0014983

OZARK/FRAZELIA 07/92 THRU 06/93

	FILINGS	CHV	DISM	APPL	FINES ASSESSED	FINES COLLECTED	COSTS ASSESSED	COSTS COLLECTED
NEG HOM MISDEMEANOR	000000	000000	000000	000000				
	001184	000854	000245	000020				
	001184	000854	000245	000020	\$00063200	\$0035445	\$00061241	\$0036795
FELONIES	000000	00002	BOUND	OVER				
DWI 1	000170	000153	000006	000023	\$0027133	\$0009515	\$0037209	\$0016343
DWI 2	000024	000023	000001	000002	\$0008085	\$0000000	\$0005524	\$0000000
DWI 3	000005	000006	000000	000004	\$0004625	\$0000000	\$0001531	\$0000000
OTHER TRAFF	002063	001436	000367	000036	\$00042440	\$00033277	\$00077543	\$00028115
	002255	001618	000374	000035	00082297	00042793	\$00122207	\$0014253
SMALL CLMS	000051	000044					\$0001122	\$0001122
OTHER CIVIL	000044	000014					\$0001053	\$0001063
	000095	000058					\$0002135	\$0002185

PARAGOULD/GREENE 07/92 THRU 06/93

	FILINGS	CNV	DISM	APPL	FINES	FINES	COSTS	COSTS		
NEG HOM	000000	000000	000000	000000	ASSESSED	COLLECTED	ASSESSED	COLLECTED		
MISDEMEANOR	006995	003142	000851	000013						
	006995	003142	000851	000013	\$03381399	\$0132623	\$0327739	\$0170535		
FELONIES	000000	00214	00000	OVER						
DWI 1	000305	002210	000012	000032	\$137035	\$0066517	\$025792	\$017901		
DWI 2	000135	000066	000003	000005	\$0090628	\$0023424	\$011442	\$0034305		
DWI 3	000033	000017	000001	000000	\$0034110	\$0004967	\$0002753	\$0000466		
OTHER TRAFF	003163	002141	000193	000035	\$0092089	\$0075687	\$0144934	\$00109372		
	003639	002434	000209	000012	\$0353862	\$0170797	\$0135125	\$0131144		
SMALL CLMS	000090	000026					\$002474	\$002474		
OTHER CIVIL	000963	000245					\$022589	\$024433		
	001053	000271					\$025063	\$026910		

PARIS/LOGAN 07/92 THRU 06/93

	FILINGS	CNV	DISM	APPL	FINES	FINES	COSTS	COSTS		
NEG HOM	000000	000000	000000	000000	ASSESSED	COLLECTED	ASSESSED	COLLECTED		
MISDEMEANOR	000298	000298	000000	000000						
	000298	000298	000000	000000	\$0013009	\$000467	\$0000200	\$0002737		
FELONIES	000000	00000	00000	OVER						
DWI 1	000059	000028	000000	000032	\$015533	\$0001143	\$015262	\$0001075		
DWI 2	000011	000003	000002	000000	\$0095123	\$0000550	\$0002632	\$0000269		
DWI 3	000003	000000	000000	000000	\$0006549	\$0000000	\$0002150	\$0000000		
OTHER TRAFF	000223	000108	000002	000000	\$0006027	\$00002313	\$00006115	\$00002949		
	000301	000139	000004	000002	\$0333332	\$00004008	\$00026162	\$0004293		
SMALL CLMS	000043	000048					\$0000790	\$0000790		
OTHER CIVIL	000029	000029					\$0000707	\$0000703		
	000077	000077					\$0001623	\$0001623		

PERRYVILLE/PERRY

07/92 THRU 06/93

	FILINGS	CNV	DISM	APPL	FINES ASSESSED	FINES COLLECTED	COSTS ASSESSED	COSTS COLLECTED
NEG HOM	000000	000000	000000	000000				
MISDEMEANOR	000673	000371	000081	000202	\$00058243	\$0022072	\$00014932	\$0010271
	000673	000371	000081	000202	\$00058243	\$0022072	\$00014932	\$0010271
FELONIES	000000	00058	BOUND	OVER				
DWI 1	000071	000051	000002	000020	\$0027114	\$0014805	\$0003091	\$0002221
DWI 2	000005	000005	000000	000001	\$0005430	\$0000125	\$0000311	\$0000062
DWI 3	000005	000003	000000	000003	\$0006244	\$0000234	\$0000185	\$0000062
OTHER TRAFF	001063	000787	000102	000176	\$00041090	\$00027937	\$00033342	\$00026445
	001145	000846	000104	000200	\$0000278	\$00043105	\$00037430	\$00028790
SMALL CLMS	000061	000038					\$0001502	\$0001502
OTHER CIVIL	000000	000000					\$0000000	\$0000000
	000061	000038					\$0001502	\$0001502

PIGGOTT/CLAY

07/92 THRU 06/93

	FILINGS	CNV	DISM	APPL	FINES ASSESSED	FINES COLLECTED	COSTS ASSESSED	COSTS COLLECTED
NEG HOM	000000	000000	000000	000000				
MISDEMEANOR	000165	000078	000001	000000				
	000165	000078	000001	000000	\$00006561	\$0017413	\$00000409	\$0000915
FELONIES	000000	00000	BOUND	OVER				
DWI 1	000027	000016	000000	000002	\$0003150	\$0004581	\$0000000	\$0000597
DWI 2	000000	000000	000000	000000	\$0000000	\$0000000	\$0000000	\$0000000
DWI 3	000000	000000	000000	000000	\$0000000	\$0000000	\$0000000	\$0000000
OTHER TRAFF	000433	000175	000004	000000	\$00006593	\$00023255	\$00000000	\$00001455
	000465	000191	000004	000002	\$0009343	\$0027837	\$00000000	\$00002352
SMALL CLMS	000000	000000					\$0000000	\$0000000
OTHER CIVIL	000000	000000					\$0000000	\$0000000
	000000	000000					\$0000000	\$0000000

PINE BLUFF/JEFFERSON

07/92 THRU 06/93

NEG NUM	FILINGS	CNV	DISM	APPL	FINES ASSESSED	FINES COLLECTED	COSTS ASSESSED	COSTS COLLECTED
MISDEMEANOR	004015	000000	000000	000040	\$0000000	\$0130051	\$0000000	\$0068555
FELONIES								
DWI 1	000405	000000	000000	000051	\$0000000	\$0010611	\$0000000	\$0007421
DWI 2	000034	000000	000000	000000	\$0000000	\$0000000	\$0000000	\$0000000
DWI 3	000010	000000	000000	000000	\$0000000	\$0000000	\$0000000	\$0000000
OTHER TRAFF	014411	000000	000000	000073	\$00000000	\$00440105	\$00000000	\$00290286
	014920	000000	000000	000124	00000000	00450717	\$00000000	00297709
SMALL CLMS	000777	000000					\$0000000	\$0013169
OTHER CIVIL	003534	000000					\$0000000	\$0079388
	004311	000000					\$0000000	\$0092557

POCAHONTAS/RANDOLPH

07/92 THRU 06/93

NEG NUM	FILINGS	CNV	DISM	APPL	FINES ASSESSED	FINES COLLECTED	COSTS ASSESSED	COSTS COLLECTED
MISDEMEANOR	000806	000598	000156	000000	\$00032471	\$0025730	\$00020795	\$0021575
FELONIES								
DWI 1	000100	000074	000020	000001	\$0029748	\$0023460	\$0026463	\$0022913
DWI 2	000023	000016	000002	000000	\$0012757	\$0004642	\$0004413	\$0003581
DWI 3	000005	000002	000000	000000	\$0005917	\$0001132	\$0000943	\$0000610
OTHER TRAFF	001947	001564	000211	000000	\$00038973	\$00051131	\$00036096	\$00066502
	002075	001656	000233	000001	00087395	00090365	\$00067220	00093615
SMALL CLMS	000137	000111					\$0000000	\$0000000
OTHER CIVIL	000261	000023					\$0000000	\$0000000
	000393	000134					\$0000000	\$0000000

PRAIRIE GROVE/WASHINGTON 07/92 THRU 06/93

	FILINGS	CHV	DISM	APPL	FINES	FINES	COSTS	COSTS
					ASSESSED	COLLECTED	ASSESSED	COLLECTED
NEG HOM	000000	000000	000000	000000				
MISDEMEANOR	000454	000252	000040	000000				
	000454	000252	000040	000000	\$00014390	\$0011450	\$00014407	\$0014275
FELONIES	000000	000000	BOUND	OVER				
DWI 1	000089	000033	000004	000001	\$0002250	\$0000887	\$0010372	\$0003530
DWI 2	000021	000002	000002	000000	\$0002250	\$0000000	\$0000047	\$0000150
DWI 3	000005	000000	000001	000000	\$0000000	\$0000000	\$0000000	\$0000000
OTHER TRAFF	002738	001778	000425	000001	\$00035044	\$00026022	\$00066611	\$00055128
	002851	001813	000432	000002	00039544	00026915	\$00077630	\$00068658
SMALL CLMS	000075	000071					\$0001151	\$00011569
OTHER CIVIL	000025	000015					\$0000773	\$0000499
	000095	000036					\$0002641	\$0002368

PRESCOTT/NEVADA 07/92 THRU 06/93

	FILINGS	CHV	DISM	APPL	FINES	FINES	COSTS	COSTS
					ASSESSED	COLLECTED	ASSESSED	COLLECTED
NEG HOM	000000	000000	000000	000000				
MISDEMEANOR	000066	000050	000002	000000				
	000066	000059	000002	000000	\$00008111	\$0002860	\$00002535	\$0001980
FELONIES	000000	000002	BOUND	OVER				
DWI 1	000012	000012	000000	000000	\$0003355	\$0001591	\$0002462	\$0001310
DWI 2	000002	000003	000001	000000	\$0001355	\$0000000	\$0000065	\$0000000
DWI 3	000000	000000	000000	000000	\$0000000	\$0000000	\$0000000	\$0000000
OTHER TRAFF	000181	000137	000003	000000	\$00002754	\$00002413	\$00007356	\$00007367
	000195	000152	000004	000000	00007407	00004004	\$00010953	\$00008377
SMALL CLMS	000023	000000					\$0000432	\$0000432
OTHER CIVIL	000000	000000					\$0000000	\$0000000
	000023	000000					\$0000432	\$0000432

PULASKI COUNTY/PULASKI

07/92 THRU 06/93

	FILINGS	CNV	DISM	APPL	FINES ASSESSED	FINES COLLECTED	COSTS ASSESSED	COSTS COLLECTED
NEG HOM	000000	000000	000000	000000				
MISDEMEANOR	005443	003682	000000	000000				
	005443	003682	000000	000000	\$0175575	\$0000000	\$0195349	\$0000000
FELONIES	000000	00777	BOUND	OVER				
DWI 1	000627	005536	000000	000000	\$0161000	\$0000000	\$0091351	\$0000000
DWI 2	000008	000094	000000	000000	\$0000000	\$0000000	\$0000000	\$0000000
DWI 3	000000	000000	000000	000000	\$0015000	\$0000000	\$0008674	\$0000000
OTHER TRAFF	010997	006349	000000	000000	\$00320260	\$00000000	\$00207626	\$00000000
	011532	006889	000000	000000	00496260	00000000	\$00302151	00000000
SMALL CLMS	001780	000000					\$0000000	\$0051485
OTHER CIVIL	000790	000000					\$0000000	\$0004710
	002570	000000					\$0000000	\$0056195

RECTOR/CLAY

07/92 THRU 06/93

	FILINGS	CNV	DISM	APPL	FINES ASSESSED	FINES COLLECTED	COSTS ASSESSED	COSTS COLLECTED
NEG HOM	000000	000000	000000	000000				
MISDEMEANOR	000098	000090	000003	000002				
	000098	000090	000003	000002	\$00012059	\$0009813	\$00003147	\$0002290
FELONIES	000000	00009	BOUND	OVER				
DWI 1	000021	000021	000000	000001	\$0004965	\$0008475	\$0006061	\$0003887
DWI 2	000000	000000	000000	000000	\$0000000	\$0000000	\$0000000	\$0000000
DWI 3	000000	000000	000000	000000	\$0000000	\$0000000	\$0000000	\$0000000
OTHER TRAFF	000370	000360	000010	000003	\$00017317	\$00015665	\$00011140	\$00010403
	000391	000381	000010	000004	00022282	00024140	\$00017201	00014290
SMALL CLMS	000021	000023					\$0000340	\$0000340
OTHER CIVIL	000007	000008					\$0000114	\$0000114
	000028	000031					\$0000454	\$0000454

RISON/CLEVELAND

07/92 THRU 06/93

	FILINGS	CNV	DISM	APPL	FINES ASSESSED	FINES COLLECTED	COSTS ASSESSED	COSTS COLLECTED
NEG NOM	000000	000000	000000	000000				
MISDEMEANOR	000756	000505	000011	000001	\$00057559	\$0000000	\$00044769	\$0000000
FELONIES								
DWI 1	000026	000018	000000	000001	\$0006887	\$0006625	\$0007493	\$0003522
DWI 2	000000	000001	000000	000000	\$0003732	\$0000000	\$0002390	\$0000000
DWI 3	000000	000002	000000	000000	\$0003202	\$0000000	\$0000895	\$0000000
OTHER TRAFF	000527	000367	000001	000000	\$0013838	\$00036391	\$00028195	\$00049023
	000565	000388	000001	000001	00027659	00043017	\$00038866	00052545
SMALL CLMS	000044	000036					\$0001177	\$0001177
OTHER CIVIL	000000	000000					\$0000000	\$0000000
	000044	000036					\$0001177	\$0001177

ROGERS/BENTON

07/92 THRU 06/93

	FILINGS	CNV	DISM	APPL	FINES ASSESSED	FINES COLLECTED	COSTS ASSESSED	COSTS COLLECTED
NEG NOM	000000	000000	000000	000000				
MISDEMEANOR	006376	003425	003041	000013	\$00102101	\$0057354	\$00178679	\$0122056
FELONIES								
DWI 1	000215	000152	000063	000014	\$0058337	\$0039373	\$0052211	\$0041807
DWI 2	000010	000011	000005	000005	\$0004900	\$0000000	\$0002642	\$0000000
DWI 3	000001	000002	000000	000001	\$0000500	\$0000000	\$0000330	\$0000000
OTHER TRAFF	006307	005952	001143	000008	\$00238383	\$00097387	\$00351435	\$00276906
	007034	005177	001210	000028	00312125	00136760	\$00412332	\$00318715
SMALL CLMS	000587	000720					\$0015951	\$0015951
OTHER CIVIL	000965	000878					\$0035059	\$0035059
	001572	001598					\$0051010	\$0051010

RUSSELLVILLE/POPE 07/92 THRU 06/93

	FILINGS	CNV	DISM	APPL	FINES ASSESSED	FINES COLLECTED	COSTS ASSESSED	COSTS COLLECTED
NEG HOM	000000	000000	000000	000000				
MISDEMEANOR	004479	003517	000842	000000				
	004479	003517	000842	000000	\$07216835	\$0000000	\$07188283	\$0000000
FELONIES	000000	00011	BOUND	OVER				
DWI 1	000267	000244	000026	000000	\$359771	\$0000000	\$0074499	\$0000000
DWI 2	000075	000069	000006	000000	\$119735	\$0000000	\$0020773	\$0000000
DWI 3	000018	000025	000003	000000	\$082614	\$0000000	\$0006624	\$0000000
OTHER TRAFF	006507	004167	002329	000000	\$00179797	\$00000000	\$00183663	\$00000000
	006367	004505	002364	000000	00441917	00000000	\$00285734	00000000
SMALL CLMS	000610	000000					\$0020000	\$0000000
OTHER CIVIL	000384	000000					\$0013167	\$0000000
	000994	000000					\$0033256	\$0000000

SALEM/FULTON 07/92 THRU 06/93

	FILINGS	CNV	DISM	APPL	FINES ASSESSED	FINES COLLECTED	COSTS ASSESSED	COSTS COLLECTED
NEG HOM	000000	000000	000000	000000				
MISDEMEANOR	000000	000000	000000	000000				
	000000	000000	000000	000000	\$00000000	\$0000000	\$00000000	\$0000000
FELONIES	000000	00000	BOUND	OVER				
DWI 1	000000	000000	000000	000000	\$0000000	\$0000000	\$0000000	\$0000000
DWI 2	000000	000000	000000	000000	\$0000000	\$0000000	\$0000000	\$0000000
DWI 3	000000	000000	000000	000000	\$0000000	\$0000000	\$0000000	\$0000000
OTHER TRAFF	000000	000000	000000	000000	\$00000000	\$00000000	\$00000000	\$00000000
	000000	000000	000000	000000	00000000	00000000	\$00000000	00000000
SMALL CLMS	000000	000000					\$0000000	\$0000000
OTHER CIVIL	000000	000000					\$0000000	\$0000000
	000000	000000					\$0000000	\$0000000

SEARCY/WHITE

07/92 THRU 06/93

	FILINGS	CNV	DISM	APPL	FINES	FINES	COSTS	COSTS
NEG HOM	000013	000013	000000	000000	ASSESSED	COLLECTED	ASSESSED	COLLECTED
MISDEMEANOR	001785	001026	000329	000000				
	-----	-----	-----	-----	-----	-----	-----	-----
	001799	001039	000329	000000	\$00054569	\$0032025	\$00060177	\$0038063
FELONIES	000000	000000	SOUND	OVER				
DWI 1	000286	000187	000008	000000	\$0064985	\$0020195	\$0060069	\$0020533
DWI 2	000075	000042	000000	000000	\$0022334	\$0007215	\$0012425	\$0004526
DWI 3	000013	000007	000000	000000	\$0007683	\$0003397	\$0002517	\$0001933
OTHER TRAFF	000035	000026	0000594	000000	\$00102506	\$00096759	\$00137336	\$00124002
	-----	-----	-----	-----	-----	-----	-----	-----
	006209	004522	000602	000000	\$0197508	\$0122065	\$00212347	\$0150991
SMALL CLMS	000505	000335					\$0123979	\$0034757
OTHER CIVIL	000475	000236					\$0104779	\$0005400
	-----	-----					-----	-----
	000951	000569					\$0128749	\$0090187

SHERIDAN/GRANT

07/92 THRU 06/93

	FILINGS	CNV	DISM	APPL	FINES	FINES	COSTS	COSTS
NEG HOM	000000	000000	000000	000000	ASSESSED	COLLECTED	ASSESSED	COLLECTED
MISDEMEANOR	001100	000561	000010	000000				
	-----	-----	-----	-----	-----	-----	-----	-----
	001100	000561	000010	000000	\$00053086	\$0025015	\$00028977	\$0015653
FELONIES	000000	000000	SOUND	OVER				
DWI 1	000085	000031	000001	000000	\$0010957	\$0000000	\$0010234	\$0000000
DWI 2	000020	000005	000000	000000	\$0002589	\$0000541	\$0001691	\$0000343
DWI 3	000008	000003	000000	000000	\$0003573	\$0002250	\$0001009	\$0000000
OTHER TRAFF	002565	001465	000009	000000	\$00055376	\$00047822	\$00069995	\$00152524
	-----	-----	-----	-----	-----	-----	-----	-----
	002779	001504	000010	000000	\$0072559	\$0005661	\$00043329	\$0062367
SMALL CLMS	000130	000004					\$0002681	\$0002681
OTHER CIVIL	000043	000001					\$0001255	\$0001255
	-----	-----					-----	-----
	000173	000005					\$0003937	\$0003937

SHERWOOD/PULASKI

07/92 THRU 06/93

NEG HOM	FILINGS	CHV	DISM	APPL	FINES ASSESSED	FINES COLLECTED	COSTS ASSESSED	COSTS COLLECTED
MISDEMEANOR	001583	001524	000059	000000				
	001583	001524	000059	000000	\$003105042	\$0052521	\$00291212	\$0149319
FELONIES	000000	000000	SOUND	OVER				
DWI 1	000205	000105	000000	000000	\$0077521	\$0045751	\$0067472	\$0040714
DWI 2	000045	000022	000000	000000	\$0024634	\$0011700	\$0016491	\$0009087
DWI 3	000016	000003	000000	000000	\$0008411	\$0002059	\$0004871	\$0002400
OTHER TRAFF	005719	004546	001161	000000	\$00078517	\$00112143	\$00054302	\$00077122
	005983	004676	001161	000000	00139033	00171653	\$00143136	\$0129323
SMALL CLMS	001404	001404					\$0014547	\$0014547
OTHER CIVIL	005294	005294					\$0050217	\$0050217
	006698	006698					\$0064704	\$0064764

SILOAM SPRINGS/BENTON

07/92 THRU 06/93

NEG HOM	FILINGS	CHV	DISM	APPL	FINES ASSESSED	FINES COLLECTED	COSTS ASSESSED	COSTS COLLECTED
MISDEMEANOR	000605	000000	000015	000000				
	000605	000000	000016	000000	\$00019171	\$0031835	\$00016307	\$0032159
FELONIES	000000	000000	SOUND	OVER				
DWI 1	000047	000000	000003	000005	\$0000000	\$0000000	\$0000000	\$0000000
DWI 2	000003	000000	000000	000001	\$0000000	\$0000000	\$0000000	\$0000000
DWI 3	000000	000000	000000	000000	\$0000000	\$0000000	\$0000000	\$0000000
OTHER TRAFF	002478	000006	000010	000016	\$00062596	\$00083862	\$00080839	\$00102099
	002523	000006	000013	000022	00062596	00083862	\$00080839	\$0102099
SMALL CLMS	000144	000021					\$0000000	\$0009602
OTHER CIVIL	000035	000006					\$0000000	\$0011121
	000177	000027					\$0000000	\$0020723

SPRINGDALE/WASHINGTON

07/92 THRU 06/93

	FILINGS	CHV	DISM	APPL	FINES ASSESSED	FINES COLLECTED	COSTS ASSESSED	COSTS COLLECTED
NEG HOM MISDEMEANOR	000000	000000	000000	000000	000000	000000	000000	000000
	006289	002704	001986	001600				
	006289	002704	001986	001600	\$134325	\$000000	\$0116205	\$000000
FELONIES	000000	00159	BOUND	OVER				
DWI 1	000367	000332	000032	000000	\$081257	\$000000	\$150000	\$000000
DWI 2	000000	000000	000000	000000	\$000000	\$000000	\$000000	\$000000
DWI 3	000000	000000	000000	000000	\$000000	\$000000	\$000000	\$000000
OTHER T-AFF	008213	006452	001730	000140	\$0250673	\$0000000	\$0256488	\$0000000
	008580	006784	001767	000017	\$0351930	\$0000000	\$02407477	\$0000000
SMALL CLMS	000295	000000					\$000000	\$0006437
OTHER CIVIL	000457	000000					\$000000	\$013172
	000753	000000					\$000000	\$019507

STAR CITY/LINCOLN

07/92 THRU 06/93

	FILINGS	CHV	DISM	APPL	FINES ASSESSED	FINES COLLECTED	COSTS ASSESSED	COSTS COLLECTED
NEG HOM MISDEMEANOR	000000	000000	000000	000000	000000	000000	000000	000000
	000565	000295	000131	000000				
	000565	000295	000131	000000	\$0038751	\$0021745	\$00016910	\$0006562
FELONIES	000000	00000	BOUND	OVER				
DWI 1	000099	000045	000004	000001	\$034587	\$0003049	\$0016034	\$0002193
DWI 2	000018	000004	000000	000000	\$0003941	\$0002514	\$0001331	\$0000714
DWI 3	000005	000001	000000	000000	\$0002015	\$0000500	\$0000510	\$0000314
OTHER TRAFF	000509	000402	000160	000000	\$0000000	\$0000000	\$0000000	\$0000000
	000631	000452	000064	000001	\$0000764	\$0000630	\$00026047	\$0003221
SMALL CLMS	000062	000000					\$000000	\$0001340
OTHER CIVIL	000017	000005					\$000000	\$0000765
	000079	000005					\$000000	\$0002334

STUTTGART/ARKANSAS 07/92 THRU 06/93

	FILINGS	CNV	DISM	APPL	FINES ASSESSED	FINES COLLECTED	COSTS ASSESSED	COSTS COLLECTED
NEG HOM	000000	000000	000000	000000				
MISDEMEANOR	001833	001493	000340	000000				
	001833	001493	000340	000000	\$0134344	\$0000000	\$0002284	\$0000000
FELONIES	000000	000001	BOUND	OVER				
DWI 1	000300	000229	000030	000000	\$0102102	\$0000000	\$0057103	\$0000000
DWI 2	000344	000037	000000	000000	\$0020113	\$0000000	\$0002235	\$0000000
DWI 3	000007	000004	000002	000000	\$0004705	\$0000000	\$0000751	\$0000000
OTHER TRAFF	003830	003620	000185	000000	\$00133737	\$0000000	\$00128141	\$0000000
	004181	003890	000219	000000	00260657	0000000	\$0194431	0000000
SMALL CLMS	000235	000097					\$0000000	\$0010386
OTHER CIVIL	000523	000198					\$0000000	\$0026218
	000863	000295					\$0000000	\$0036604

TEXARKANA/MILLER 07/92 THRU 06/93

	FILINGS	CNV	DISM	APPL	FINES ASSESSED	FINES COLLECTED	COSTS ASSESSED	COSTS COLLECTED
NEG HOM	000000	000000	000000	000000				
MISDEMEANOR	004453	004225	000354	000044				
	004453	004225	000354	000044	\$00292637	\$0164098	\$00191739	\$0117288
FELONIES	000000	00534	BOUND	OVER				
DWI 1	000521	000491	000020	000040	\$0187353	\$0065955	\$0139305	\$0074185
DWI 2	000346	000039	000001	000002	\$0022700	\$0000000	\$0014113	\$0000000
DWI 3	000007	000006	000000	000002	\$0005498	\$0000000	\$0001717	\$0000000
OTHER TRAFF	008503	006594	001552	000007	\$00203090	\$00176515	\$00205963	\$00156191
	009082	007130	001573	000051	00419171	00244474	\$00411534	00230376
SMALL CLMS	000115	000100					\$0003474	\$0003373
OTHER CIVIL	000033	000024					\$0001294	\$0001294
	000153	000124					\$0004577	\$0004577

TRUMANN/POINSETT 07/92 THRU 06/93

	FILINGS	CNV	DISM	APPL	FINES	FINES	COSTS	COSTS
NEG HOM	000000	000000	000000	000000	ASSESSED	COLLECTED	ASSESSED	COLLECTED
MISDEMEANOR	000515	000267	000169	000035				
	000615	000265	000109	000045	\$0015556	\$0014125	\$00115912	\$0012393
FELONIES	000000	000010	000000	000000				
DWI 1	000165	000102	000006	000014	\$0034939	\$0051560	\$0031127	\$0025995
DWI 2	000057	000053	000001	000004	\$0018760	\$0020671	\$0009564	\$0010123
DWI 3	000023	000010	000000	000002	\$0010564	\$0006100	\$0003109	\$0002174
OTHER TRAFF	002024	001394	000051	000007	\$0051555	\$00046113	\$0006135	\$00055997
	002272	001539	000050	000007	\$0115345	\$0107654	\$0010546	\$0094292
SMALL CLMS	000105	000060					\$0000565	\$0000665
OTHER CIVIL	000097	000083					\$0001557	\$0001389
	000200	000143					\$0002052	\$0002052

TYRONZA/POINSETT 07/92 THRU 06/93

	FILINGS	CNV	DISM	APPL	FINES	FINES	COSTS	COSTS
NEG HOM	000000	000000	000000	000000	ASSESSED	COLLECTED	ASSESSED	COLLECTED
MISDEMEANOR	000307	000222	000065	000002				
	000307	000222	000066	000002	\$0010113	\$0009794	\$00012679	\$0011503
FELONIES	000000	000007	000000	000000				
DWI 1	000034	000025	000003	000004	\$0006562	\$0003597	\$0003151	\$0002741
DWI 2	000002	000002	000001	000001	\$0001222	\$0000565	\$0000674	\$0000337
DWI 3	000001	000000	000000	000000	\$0000000	\$0000000	\$0000000	\$0000000
OTHER TRAFF	003023	002613	000073	000004	\$00077574	\$00071162	\$00130721	\$00130247
	003051	002640	000077	000009	\$0035358	\$00077520	\$00139550	\$0132654
SMALL CLMS	000000	000000					\$0000000	\$0000000
OTHER CIVIL	000000	000000					\$0000000	\$0000000
	000000	000000					\$0000000	\$0000000

ULM/PRAIRIE

07/92 THRU 06/93

	FILINGS	CNV	DISM	APPL	FINES ASSESSED	FINES COLLECTED	COSTS ASSESSED	COSTS COLLECTED
NEG HOM MISDEMEANOR	000000	000000	000000	000000	000000	000000	000000	000000
	000000	000000	000000	000000	\$00000000	\$0000000	\$00000000	\$0000000
FELONIES	000000	000000	BOUND	OVER				
DWI 1	000000	000000	000000	000000	\$00000000	\$0000000	\$00000000	\$0000000
DWI 2	000000	000000	000000	000000	\$00000000	\$0000000	\$00000000	\$0000000
DWI 3	000000	000000	000000	000000	\$00000000	\$0000000	\$00000000	\$0000000
OTHER TRAFF	000000	000000	000000	000000	\$00000251	\$00000538	\$00000392	\$00000210
	000000	000000	000000	000000	\$00000251	\$00000538	\$00000392	\$00000210
SMALL CLMS	000000	000000					\$00000000	\$00000000
OTHER CIVIL	000000	000000					\$00000000	\$00000000
	000000	000000					\$00000000	\$00000000

VAN BUREN/CRAWFORD

07/92 THRU 06/93

	FILINGS	CNV	DISM	APPL	FINES ASSESSED	FINES COLLECTED	COSTS ASSESSED	COSTS COLLECTED
NEG HOM MISDEMEANOR	004064	000000	000000	000000	000000	000000	000000	000000
	004064	000000	000000	000000	\$00195309	\$0165492	\$00083168	\$0071567
FELONIES	000000	000000	BOUND	OVER				
DWI 1	000394	000271	000018	000012	\$0090090	\$0055048	\$0076177	\$0046794
DWI 2	000073	000059	000001	000000	\$0034780	\$0010320	\$0017099	\$0005757
DWI 3	000018	000012	000000	000000	\$0011280	\$0003240	\$0003003	\$0001152
OTHER TRAFF	007767	000000	000000	000000	\$00343024	\$00337285	\$00271405	\$00134061
	008252	000342	000019	000012	\$0479174	\$0375894	\$00367685	\$00137764
SMALL CLMS	000168	000000					\$0004740	\$0004740
OTHER CIVIL	000468	000000					\$0012123	\$0012123
	000634	000000					\$0016863	\$0016863

WALDRON/SCOTT

07/92 THRU 06/93

	FILINGS	CHV	DISM	APPL	FINES ASSESSED	FINES COLLECTED	COSTS ASSESSED	COSTS COLLECTED
NEG HOM	000000	000000	000000	000000				
MISDEMEANOR	000134	000046	000017	000000				
	000134	000046	000017	000000	\$00004320	\$0000000	\$00001564	\$0000000
FELONIES	000000	000000	000000	000000				
DWI 1	000001	000004	000001	000000	\$0001515	\$0000000	\$0001245	\$0000000
DWI 2	000001	000000	000000	000000	\$0000000	\$0000000	\$0000000	\$0000000
DWI 3	000003	000000	000000	000000	\$0000000	\$0000000	\$0000000	\$0000000
OTHER TRAFF	000338	000199	000011	000000	\$00005115	\$0000000	\$00005741	\$0000000
	000355	000203	000012	000000	\$00006633	\$0000000	\$00006285	\$0000000
SMALL CLMS	000012	000010					\$0000217	\$0000217
OTHER CIVIL	000007	000005					\$0000155	\$0000155
	000017	000015					\$0000372	\$0000372

WALNUT RIDGE/LAWRENCE

07/92 THRU 06/93

	FILINGS	CHV	DISM	APPL	FINES ASSESSED	FINES COLLECTED	COSTS ASSESSED	COSTS COLLECTED
NEG HOM	000000	000000	000000	000000				
MISDEMEANOR	001045	001009	000038	000000				
	001045	001009	000038	000000	\$00040400	\$0031134	\$00037065	\$0032403
FELONIES	000000	000000	000000	000000				
DWI 1	000195	000130	000012	000001	\$0022860	\$0024327	\$0055245	\$0020451
DWI 2	000057	000054	000003	000001	\$0028205	\$0005545	\$0025500	\$0002596
DWI 3	000017	000017	000000	000000	\$0012200	\$0000900	\$0000567	\$0000321
OTHER TRAFF	003724	003553	000071	000000	\$00006633	\$00079551	\$00113755	\$00035295
	003991	003804	000086	000002	\$0021647	\$0110824	\$0000374	\$0010824
SMALL CLMS	000103	000070					\$0002749	\$0005449
OTHER CIVIL	000211	000162					\$0004546	\$0004546
	000314	000232					\$0007395	\$0010095

WARREN/BRADLEY

07/92 THRU 06/93

	FILINGS	CHV	DISM	APPL	FINES ASSESSED	FINES COLLECTED	COSTS ASSESSED	COSTS COLLECTED
NEG HOM	000000	000000	000000	000000				
MISDEMEANOR	000871	000610	000245	000000				
	000871	000610	000245	000000	\$01054325	\$0028413	\$00619205	\$0013207
FELONIES	000000	000000	BOUND	OVER				
DWI 1	000071	000052	000012	000003	\$0009399	\$0003443	\$0015365	\$0005467
DWI 2	000017	000013	000000	000000	\$0006283	\$0000905	\$0004489	\$0001466
DWI 3	000001	000001	000000	000000	\$0000931	\$0000000	\$0000299	\$0000000
OTHER TRAFF	002030	001590	000402	000001	\$00091261	\$00068413	\$00030238	\$00025673
	002119	001656	000414	000004	00107874	00072762	\$00050891	00033105
SMALL CLMS	000811	000544					\$0012382	\$0012548
OTHER CIVIL	000000	000000					\$0000000	\$0000000
	000811	000544					\$0012382	\$0012348

WEST FORK/WASHINGTON

07/92 THRU 06/93

	FILINGS	CHV	DISM	APPL	FINES ASSESSED	FINES COLLECTED	COSTS ASSESSED	COSTS COLLECTED
NEG HOM	000000	000000	000000	000000				
MISDEMEANOR	000365	000269	000033	000000				
	000365	000269	000033	000000	\$00009053	\$0002733	\$00006663	\$0002071
FELONIES	000000	000000	BOUND	OVER				
DWI 1	000000	000004	000000	000000	\$0000000	\$0000000	\$0000670	\$0000075
DWI 2	000003	000002	000000	000000	\$0000000	\$0000000	\$0000000	\$0000000
DWI 3	000001	000000	000001	000000	\$0000000	\$0000000	\$0000000	\$0000000
OTHER TRAFF	002375	002296	000282	000000	\$00042177	\$00041164	\$00059399	\$00077099
	002387	002302	000283	000000	00042177	00041164	\$00060562	00077174
SMALL CLMS	000004	000003					\$0000117	\$0000043
OTHER CIVIL	000007	000010					\$0000395	\$0000348
	000011	000013					\$0000715	\$0000395

WEST HELENA/PHILLIPS

07/92 THRU 06/93

	FILINGS	CHV	DISM	APPL	FINES	FINES	COSTS	COSTS
					ASSESSED	COLLECTED	ASSESSED	COLLECTED
NEG HOM	00000	00000	00000	00000				
MISDEMEANOR	00155	00059	00019	00000				
	00155	00059	00019	00000	\$0009572	\$0004657	\$0006255	
FELONIES	00000	00001	00000	00000				
DWI 1	00006	00000	00000	00000	\$0011450	\$0002305	\$0014359	\$0001500
DWI 2	00007	00000	00000	00000	\$0011750	\$0000000	\$0000210	\$0000000
DWI 3	00001	00000	00000	00000	\$0002000	\$0000000	\$0000301	\$0000000
OTHER TRAFF	00112	00010	00009	00000	\$0007245	\$0001042	\$0004750	\$0001561
	00112	00010	00009	00000	\$0007245	\$0001042	\$0004750	\$0001561
SMALL CLMS	00007	00000					\$0001500	\$0001500
OTHER CIVIL	00022	00022					\$0000000	\$0000000
	00022	00022					\$0000000	\$0000000

WEST MEMPHIS/CRITTENDEN

07/92 THRU 06/93

	FILINGS	CHV	DISM	APPL	FINES	FINES	COSTS	COSTS
					ASSESSED	COLLECTED	ASSESSED	COLLECTED
NEG HOM	00000	00000	00000	00000				
MISDEMEANOR	00592	00242	00100	00013				
	00592	00242	00100	00013	\$000206752	\$0007950	\$0017345	\$0111152
FELONIES	00115	00785	00000	00000				
DWI 1	00005	00019	00000	00000	\$0000001	\$0002205	\$0110912	\$0074270
DWI 2	00008	00028	00000	00000	\$0031012	\$0010559	\$0020649	\$0010487
DWI 3	00004	00010	00000	00000	\$0027007	\$0003279	\$0007721	\$0002531
OTHER TRAFF	01312	00334	00009	00004	\$00498770	\$0037378	\$00040750	\$0035452
	01312	00334	00009	00004	\$00498770	\$0037378	\$00040750	\$0035452
SMALL CLMS	00022	00014					\$0000000	\$0000000
OTHER CIVIL	00024	00034					\$0000000	\$0000000
	00024	00034					\$0000000	\$0000000

WHITE HALL/JEFFERSON 07/92 THRU 06/93

NEG HOM	FILINGS	CNV	DISM	APPL	FINES ASSESSED	FINES COLLECTED	COSTS ASSESSED	COSTS COLLECTED
MISDEMEANOR	000123	000065	000001	000000				
	000123	000065	000001	000000	\$00012664	\$0012664	\$00002903	\$0002803
FELONIES	000000	000000	BOUND	OVER				
DWI 1	000035	000020	000000	000001	\$0013550	\$0013550	\$0008685	\$0008685
DWI 2	000003	000003	000000	000000	\$0004281	\$0004281	\$0001361	\$0001361
DWI 3	000002	000001	000000	000000	\$0001883	\$0002082	\$0000310	\$0000611
OTHER TRAFF	000713	000516	000016	000000	\$00033172	\$00033172	\$00012075	\$00012075
	000763	000540	000016	000001	\$00052856	\$00053385	\$00022931	\$00022732
SMALL CLMS	000000	000000					\$0000000	\$0000000
OTHER CIVIL	000016	000008					\$0000000	\$0000000
	000016	000008					\$0000000	\$0000000

WRIGHTSVILLE/PULASKI 07/92 THRU 06/93

NEG HOM	FILINGS	CNV	DISM	APPL	FINES ASSESSED	FINES COLLECTED	COSTS ASSESSED	COSTS COLLECTED
MISDEMEANOR	000043	000003	000013	000000				
	000043	000003	000013	000000	\$00002643	\$0000033	\$00000653	\$0000424
FELONIES	000000	000000	BOUND	OVER				
DWI 1	000010	000002	000000	000000	\$0001555	\$0000533	\$0000525	\$0000221
DWI 2	000000	000000	000000	000000	\$0000000	\$0000000	\$0000000	\$0000000
DWI 3	000000	000000	000000	000000	\$0000000	\$0000000	\$0000000	\$0000000
OTHER TRAFF	000301	000063	000034	000000	\$00017969	\$00005212	\$00008668	\$00002363
	000311	000065	000034	000000	\$00019524	\$00005756	\$00009193	\$00002534
SMALL CLMS	000002	000000					\$0000000	\$0000000
OTHER CIVIL	000125	000014					\$0000307	\$0000659
	000127	000014					\$00003307	\$0000659

WYNNE/CROSS

07/92 THRU 06/93

NEG HOM	FILED	CONV	DISM	APPL	FINES ASSESSED	FINES COLLECTED	COSTS ASSESSED	COSTS COLLECTED
MISDEMEANOR	006293	002029	000985	000041				
	006293	002029	000985	000041	\$151484	\$113381	\$6517474	\$2072141
FELONIES	00000	00520	BOUND	OVER				
DWI 1	000167	000155	00000	000059	\$793017	\$43500	\$7275	\$51355
DWI 2	00037	00037	00000	00000	\$00000	\$00000	\$00000	\$00000
DWI 3	00000	00000	00000	00000	\$00000	\$00000	\$00000	\$00000
OTHER TRAFF	00099	000994	00000	00000	\$021793	\$019337	\$0042352	\$139547
	001205	001205	00000	00000	\$114315	\$06794	\$114057	\$091405
SMALL CLMS	00455	001371					\$12002	\$12002
OTHER CIVIL	000503	000488					\$010245	\$010245
	000954	000359					\$2314	\$22963

YELL COUNTY/YELL

07/92 THRU 06/93

NEG HOM	FILED	CONV	DISM	APPL	FINES ASSESSED	FINES COLLECTED	COSTS ASSESSED	COSTS COLLECTED
MISDEMEANOR	001154	000967	000017	000034				
	001154	000967	000017	000034	\$27785	\$16054	\$025552	\$024789
FELONIES	00000	00000	BOUND	OVER				
DWI 1	000057	000034	00000	000004	\$011545	\$035314	\$039099	\$006833
DWI 2	000017	000006	000000	000000	\$007194	\$000281	\$002174	\$000497
DWI 3	000000	000031	000000	000000	\$000954	\$001055	\$001429	\$001467
OTHER TRAFF	000493	000573	000002	000004	\$0017304	\$0016149	\$0018741	\$0017595
	000000	000044	000000	000000	\$037132	\$022825	\$0031447	\$026443
SMALL CLMS	00000	00000					\$00000	\$00000
OTHER CIVIL	00000	00000					\$00000	\$00000
	00000	00000					\$00000	\$00000

STATE TOTAL

07/92 THRU 06/93

	FILINGS	CHV	DISM	APPL	FINES ASSESSED	FINES COLLECTED	COSTS ASSESSED	COSTS COLLECTED
NEG HUM	000045	000613	000006	000000				
MISDEMEANOR	242559	133093	041341	000694				
	242605	133706	041347	002694	\$11018801	\$5200122	\$07765666	\$4038583
FELONIES	006541	11973	BOUND	OVER				
DWI 1	018144	013057	000916	000721	\$4235266	\$1932024	\$3867217	\$1997737
DWI 2	002704	001647	000115	000118	\$1151920	\$0305927	\$0539131	\$0200904
DWI 3	001486	000431	000047	000043	\$0561117	\$0225641	\$0158526	\$0052005
OTHER TRAFF	414475	221678	049423	001813	\$04937415	\$07350405	\$10124793	\$08272136
	436909	236813	050501	002700	15885718	09813993	\$14689667	10522782
SMALL CLMS	024594	012561					\$0579323	\$0644325
OTHER CIVIL	033893	017064					\$0671700	\$0833940
	058492	029625					\$1251023	\$1478271

ALLPORT LONOKE 07/92 THRU 06/93

	FILINGS	CNV	DISM	APPL	FINES	FINES	COSTS	COSTS
					ASSESSED	COLLECTED	ASSESSED	COLLECTED
NEG HOM	000000	000000	000000	000000				
MISDEMEANOR	000000	000000	000000	000000				
	000000	000000	000000	000000	\$0000000	\$0000000	\$0000000	\$0000000
FELONIES	000000	000000	BOUND	OVER				
DWI 1	000000	000000	000000	000000	\$0000000	\$0000000	\$0000000	\$0000000
DWI 2	000000	000000	000000	000000	\$0000000	\$0000000	\$0000000	\$0000000
DWI 3	000000	000000	000000	000000	\$0000000	\$0000000	\$0000000	\$0000000
OTHER TRAFF	000000	000000	000000	000000	\$0000000	\$0000000	\$0000000	\$0000000
	000000	000000	000000	000000	\$0000000	\$0000000	\$0000000	\$0000000
SMALL CLMS	000000	000000					\$0000000	\$0000000
OTHER CIVIL	000000	000000					\$0000000	\$0000000
	000000	000000					\$0000000	\$0000000

ALLPORT LONOKE 07/92 THRU 06/93

	FILINGS	CNV	DISM	APPL	FINES	FINES	COSTS	COSTS
					ASSESSED	COLLECTED	ASSESSED	COLLECTED
NEG HOM	000000	000000	000000	000000				
MISDEMEANOR	000000	000000	000000	000000				
	000000	000000	000000	000000	\$0000000	\$0000000	\$0000000	\$0000000
FELONIES	000000	000000	BOUND	OVER				
DWI 1	000000	000000	000000	000000	\$0000000	\$0000000	\$0000000	\$0000000
DWI 2	000000	000000	000000	000000	\$0000000	\$0000000	\$0000000	\$0000000
DWI 3	000000	000000	000000	000000	\$0000000	\$0000000	\$0000000	\$0000000
OTHER TRAFF	000000	000000	000000	000000	\$0000000	\$0000000	\$0000000	\$0000000
	000000	000000	000000	000000	\$0000000	\$0000000	\$0000000	\$0000000
SMALL CLMS	000000	000000					\$0000000	\$0000000
OTHER CIVIL	000000	000000					\$0000000	\$0000000
	000000	000000					\$0000000	\$0000000

ALMA/CRAWFORD

07/92 THRU 06/93

	FILINGS	CNV	DISM	APPL	FINES ASSESSED	FINES COLLECTED	COSTS ASSESSED	COSTS COLLECTED
NEG HOM	000000	000000	000000	000000				
MISDEMEANOR	000000	000000	000000	000000				
	000000	000000	000000	000000	\$0000000	\$0000000	\$0000000	\$0000000
FELONIES	000000	000000	BOUND	OVER				
DWI 1	000000	000000	000000	000000	\$0000000	\$0000000	\$0000000	\$0000000
DWI 2	000000	000000	000000	000000	\$0000000	\$0000000	\$0000000	\$0000000
DWI 3	000000	000000	000000	000000	\$0000000	\$0000000	\$0000000	\$0000000
OTHER TRAFF	000000	000000	000000	000000	\$0000000	\$0000000	\$0000000	\$0000000
	000000	000000	000000	000000	00000000	\$0000000	\$0000000	\$0000000
SMALL CLMS	000000	000000					\$0000000	\$0000000
OTHER CIVIL	000000	000000					\$0000000	\$0000000
	000000	000000					\$0000000	\$0000000

ALTHEIMER/JEFFERSON

07/92 THRU 06/93

	FILINGS	CNV	DISM	APPL	FINES ASSESSED	FINES COLLECTED	COSTS ASSESSED	COSTS COLLECTED
NEG HOM	000000	000000	000000	000000				
MISDEMEANOR	000015	000014	000000	000000				
	000015	000014	000000	000000	\$0003600	\$0000145	\$0000090	\$0000000
FELONIES	000000	000000	BOUND	OVER				
DWI 1	000002	000002	000000	000000	\$0001700	\$0000200	\$0000000	\$0000000
DWI 2	000000	000000	000000	000000	\$0000000	\$0000000	\$0000000	\$0000000
DWI 3	000000	000000	000000	000000	\$0000000	\$0000000	\$0000000	\$0000000
OTHER TRAFF	000079	000072	000010	000000	\$0007413	\$0002090	\$0000149	\$0000000
	000081	000074	000010	000000	00009113	\$0002290	\$0000149	\$0000000
SMALL CLMS	000000	000000					\$0000000	\$0000000
OTHER CIVIL	000000	000000					\$0000000	\$0000000
	000000	000000					\$0000000	\$0000000

ALTUS/FRANKLIN

07/92 THRU 06/93

	FILINGS	CNV	DISM	APPL	FINES	FINES	COSTS	COSTS
					ASSESSED	COLLECTED	ASSESSED	COLLECTED
NEG HOM	000000	000000	000000	000000				
MISDEMEANOR	000034	000052	000015	000001				
	000034	000052	000015	000001	\$0002577	\$0002128	\$0002238	\$0002146
FELONIES	000000	000000	BOUND	OVER				
DWI 1	000008	000005	000000	000003	\$0001170	\$0000648	\$0002288	\$0001605
DWI 2	000002	000001	000000	000001	\$0000434	\$0000000	\$0000592	\$0000434
DWI 3	000000	000000	000000	000001	\$0000000	\$0000000	\$0000000	\$0000000
OTHER TRAFF	000238	000202	000018	000018	\$0007650	\$0005554	\$0005144	\$0004536
	000248	000208	000018	000023	\$0009254	\$0006202	\$0008024	\$0006575
SMALL CLMS	000000	000000					\$0000000	\$0000000
OTHER CIVIL	000000	000000					\$0000000	\$0000000
	000000	000000					\$0000000	\$0000000

AMITY/CLARK

07/92 THRU 06/93

	FILINGS	CNV	DISM	APPL	FINES	FINES	COSTS	COSTS
					ASSESSED	COLLECTED	ASSESSED	COLLECTED
NEG HOM	000000	000000	000000	000000				
MISDEMEANOR	000000	000000	000000	000000				
	000000	000000	000000	000000	\$0000000	\$0000000	\$0000000	\$0000000
FELONIES	000000	000000	BOUND	OVER				
DWI 1	000000	000000	000000	000000	\$0000000	\$0000000	\$0000000	\$0000000
DWI 2	000000	000000	000000	000000	\$0000000	\$0000000	\$0000000	\$0000000
DWI 3	000000	000000	000000	000000	\$0000000	\$0000000	\$0000000	\$0000000
OTHER TRAFF	000000	000000	000000	000000	\$0000000	\$0000000	\$0000000	\$0000000
	000000	000000	000000	000000	\$0000000	\$0000000	\$0000000	\$0000000
SMALL CLMS	000000	000000					\$0000000	\$0000000
OTHER CIVIL	000000	000000					\$0000000	\$0000000
	000000	000000					\$0000000	\$0000000

ARKANSAS CITY/DESHA

07/92 THRU 06/93

	FILINGS	CNV	DISM	APPL	FINES ASSESSED	FINES COLLECTED	COSTS ASSESSED	COSTS COLLECTED
NEG HOM	000000	000000	000000	000000				
MISDEMEANOR	000000	000000	000000	000000				
	000000	000000	000000	000000	\$0000000	\$0000000	\$0000000	\$0000000
FELONIES	000000	000000	BOUND	OVER				
DWI 1	000000	000000	000000	000000	\$0000000	\$0000000	\$0000000	\$0000000
DWI 2	000000	000000	000000	000000	\$0000000	\$0000000	\$0000000	\$0000000
DWI 3	000000	000000	000000	000000	\$0000000	\$0000000	\$0000000	\$0000000
OTHER TRAFF	000000	000000	000000	000000	\$0000000	\$0000000	\$0000000	\$0000000
	000000	000000	000000	000000	00000000	\$0000000	\$0000000	\$0000000
SMALL CLMS	000000	000000					\$0000000	\$0000000
OTHER CIVIL	000000	000000					\$0000000	\$0000000
	000000	000000					\$0000000	\$0000000

ATKINS/POPE

07/92 THRU 06/93

	FILINGS	CNV	DISM	APPL	FINES ASSESSED	FINES COLLECTED	COSTS ASSESSED	COSTS COLLECTED
NEG HOM	000000	000000	000000	000000				
MISDEMEANOR	000315	000228	000083	000004				
	000315	000228	000083	000004	\$0020636	\$0014322	\$0009795	\$0005746
FELONIES	000000	000000	BOUND	OVER				
DWI 1	000039	000036	000003	000000	\$0013598	\$0015986	\$0006552	\$0005994
DWI 2	000009	000009	000000	000000	\$0005637	\$0005439	\$0001638	\$0001456
DWI 3	000003	000003	000000	000000	\$0002424	\$0000833	\$0000546	\$0000659
OTHER TRAFF	000327	000191	000136	000000	\$0006904	\$0006706	\$0003920	\$0004015
	000376	000239	000139	000000	00029563	\$0028964	\$0012656	\$0012124
SMALL CLMS	000000	000000					\$0000000	\$0000000
OTHER CIVIL	000000	000000					\$0000000	\$0000000
	000000	000000					\$0000000	\$0000000

AUSTIN/LONOKE 07/92 THRU 06/93

	FILINGS	CONV	CISM	APPL	FINES	FINES	COSTS	COSTS
					ASSESSED	COLLECTED	ASSESSED	COLLECTED
NEG HOM	000000	000000	000000	000000				
MISDEMEANOR	000002	000002	000000	000000				
	000002	000002	000000	000000	\$0000202	\$0000000	\$0000033	\$0000000
FELONIES	000000	000000	BOUND	OVER				
DWI 1	000000	000000	000000	000000	\$0000000	\$0000000	\$0000000	\$0000000
DWI 2	000000	000000	000000	000000	\$0000000	\$0000000	\$0000000	\$0000000
DWI 3	000000	000000	000000	000000	\$0000000	\$0000000	\$0000000	\$0000000
OTHER TRAFF	000004	000004	000000	000000	\$0000214	\$0000120	\$0000166	\$0000033
	000004	000004	000000	000000	\$0000214	\$0000120	\$0000166	\$0000033
SMALL CLMS	000000	000000					\$0000000	\$0000000
OTHER CIVIL	000000	000000					\$0000000	\$0000000
	000000	000000					\$0000000	\$0000000

BALD KNOS/WHITE 07/92 THRU 06/93

	FILINGS	CONV	CISM	APPL	FINES	FINES	COSTS	COSTS
					ASSESSED	COLLECTED	ASSESSED	COLLECTED
NEG HOM	000000	000000	000000	000000				
MISDEMEANOR	000081	000061	000020	000000				
	000081	000061	000020	000000	\$0008205	\$0005057	\$0001842	\$0002394
FELONIES	000000	000000	BOUND	OVER				
DWI 1	000012	000010	000001	000001	\$0004802	\$0002902	\$0002179	\$0001412
DWI 2	000006	000006	000000	000000	\$0003653	\$0001300	\$0001437	\$0000330
DWI 3	000002	000001	000001	000001	\$0001012	\$0000900	\$0000188	\$0000090
OTHER TRAFF	000357	000325	000049	000001	\$0024195	\$0015491	\$0007277	\$0007525
	000377	000342	000051	000003	\$0033672	\$0020593	\$0011031	\$0009357
SMALL CLMS	000000	000000					\$0000000	\$0000000
OTHER CIVIL	000000	000000					\$0000000	\$0000000
	000000	000000					\$0000000	\$0000000

BARLING/SEBASTIAN

07/92 THRU 06/93

	FILINGS	CNV	DISM	APPL	FINES ASSESSED	FINES COLLECTED	COSTS ASSESSED	COSTS COLLECTED
NEG HOM	000000	000000	000000	000000				
MISDEMEANOR	000329	000417	000092	000003				
	000329	000417	000092	000003	\$0020751	\$0014415	\$0007049	\$0005260
FELONIES	000000	000000	BOUND	OVER				
DWI 1	000050	000049	000001	000004	\$0013397	\$0018175	\$0013595	\$0015424
DWI 2	000012	000011	000001	000002	\$0006551	\$0003450	\$0003345	\$0002448
DWI 3	000002	000002	000000	000001	\$0002726	\$0000852	\$0000600	\$0000603
OTHER TRAFF	000817	000798	000074	000001	\$0032281	\$0031061	\$0019775	\$0019340
	000881	000860	000076	000008	\$0054955	\$0053538	\$0037315	\$0037815
SMALL CLMS	000000	000000					\$0000000	\$0000000
OTHER CIVIL	000000	000000					\$0000000	\$0000000
	000000	000000					\$0000000	\$0000000

BEARDEN/OUACHITA

07/92 THRU 06/93

	FILINGS	CNV	DISM	APPL	FINES ASSESSED	FINES COLLECTED	COSTS ASSESSED	COSTS COLLECTED
NEG HOM	000000	000000	000000	000000				
MISDEMEANOR	000045	000037	000008	000000				
	000045	000037	000008	000000	\$0004758	\$0002683	\$0000889	\$0000834
FELONIES	000000	000000	BOUND	OVER				
DWI 1	000002	000002	000000	000000	\$0001100	\$0000613	\$0000593	\$0000274
DWI 2	000000	000000	000000	000000	\$0000000	\$0000000	\$0000000	\$0000000
DWI 3	000000	000000	000000	000000	\$0000000	\$0000000	\$0000000	\$0000000
OTHER TRAFF	000074	000068	000002	000000	\$0003982	\$0002634	\$0001541	\$0001297
	000076	000070	000002	000000	\$0005082	\$0003247	\$0002134	\$0001571
SMALL CLMS	000000	000000					\$0000000	\$0000000
OTHER CIVIL	000005	000000					\$0000103	\$0000000
	000005	000000					\$0000103	\$0000000

BETHEL HEIGHTS/BENTON

07/92 THRU 06/93

	FILINGS	CONV	DISM	APPL	FINES	FINES	COSTS	COSTS
					ASSESSED	COLLECTED	ASSESSED	COLLECTED
NEG HOM	000000	000000	000000	000000				
MISDEMEANOR	000000	000000	000000	000000				
	-----	-----	-----	-----	-----	-----	-----	-----
	000000	000000	000000	000000	\$0000000	\$0000000	\$0000000	\$0000000
FELONIES	000000	000000	BOUND	OVER				
DWI 1	000000	000000	000000	000000	\$0000000	\$0000000	\$0000000	\$0000000
DWI 2	000000	000000	000000	000000	\$0000000	\$0000000	\$0000000	\$0000000
DWI 3	000000	000000	000000	000000	\$0000000	\$0000000	\$0000000	\$0000000
OTHER TRAFF	000000	000000	000000	000000	\$0000000	\$0000000	\$0000000	\$0000000
	-----	-----	-----	-----	-----	-----	-----	-----
	000000	000000	000000	000000	\$0000000	\$0000000	\$0000000	\$0000000
SMALL CLMS	000000	000000					\$0000000	\$0000000
OTHER CIVIL	000000	000000					\$0000000	\$0000000
	-----	-----					-----	-----
	000000	000000					\$0000000	\$0000000

BLACK ROCK/LAWRENCE

07/92 THRU 06/93

	FILINGS	CONV	DISM	APPL	FINES	FINES	COSTS	COSTS
					ASSESSED	COLLECTED	ASSESSED	COLLECTED
NEG HOM	000000	000000	000000	000000				
MISDEMEANOR	000000	000000	000000	000000				
	-----	-----	-----	-----	-----	-----	-----	-----
	000000	000000	000000	000000	\$0000000	\$0000000	\$0000000	\$0000000
FELONIES	000000	000000	BOUND	OVER				
DWI 1	000000	000000	000000	000000	\$0000000	\$0000000	\$0000000	\$0000000
DWI 2	000000	000000	000000	000000	\$0000000	\$0000000	\$0000000	\$0000000
DWI 3	000000	000000	000000	000000	\$0000000	\$0000000	\$0000000	\$0000000
OTHER TRAFF	000000	000000	000000	000000	\$0000000	\$0000000	\$0000000	\$0000000
	-----	-----	-----	-----	-----	-----	-----	-----
	000000	000000	000000	000000	\$0000000	\$0000000	\$0000000	\$0000000
SMALL CLMS	000000	000000					\$0000000	\$0000000
OTHER CIVIL	000000	000000					\$0000000	\$0000000
	-----	-----					-----	-----
	000000	000000					\$0000000	\$0000000

BRADFORD/WHITE

07/92 THRU 06/93

	FILINGS	CNV	DISM	APPL	FINES ASSESSED	FINES COLLECTED	COSTS ASSESSED	COSTS COLLECTED
NEG HOM	000000	000000	000000	000000				
MISDEMEANOR	000032	000064	000018	000000				
	-----	-----	-----	-----				
	000032	000064	000018	000000	\$0006660	\$0004073	\$0002428	\$0002026
FELONIES	000000	000000	BOUND	OVER				
DWI 1	000023	000023	000000	000000	\$0010380	\$0011641	\$0004337	\$0002454
DWI 2	000000	000000	000000	000000	\$0000000	\$0000000	\$0000000	\$0000000
DWI 3	000000	000000	000000	000000	\$0000000	\$0000000	\$0000000	\$0000000
OTHER TRAFF	000085	000071	000014	000000	\$0002414	\$0002414	\$0002523	\$0002523
	-----	-----	-----	-----	-----	-----	-----	-----
	000108	000094	000014	000000	\$0012794	\$0014055	\$0006860	\$0004977
SMALL CLMS	000000	000000					\$0000000	\$0000000
OTHER CIVIL	000000	000000					\$0000000	\$0000000
	-----	-----					-----	-----
	000000	000000					\$0000000	\$0000000

SUCKNER/LAFAYETTE

07/92 THRU 06/93

	FILINGS	CNV	DISM	APPL	FINES ASSESSED	FINES COLLECTED	COSTS ASSESSED	COSTS COLLECTED
NEG HOM	000000	000000	000000	000000				
MISDEMEANOR	000000	000000	000000	000000				
	-----	-----	-----	-----				
	000000	000000	000000	000000	\$0000000	\$0000000	\$0000000	\$0000000
FELONIES	000000	000000	BOUND	OVER				
DWI 1	000000	000000	000000	000000	\$0000000	\$0000000	\$0000000	\$0000000
DWI 2	000000	000000	000000	000000	\$0000000	\$0000000	\$0000000	\$0000000
DWI 3	000000	000000	000000	000000	\$0000000	\$0000000	\$0000000	\$0000000
OTHER TRAFF	000000	000000	000000	000000	\$0000000	\$0000000	\$0000000	\$0000000
	-----	-----	-----	-----	-----	-----	-----	-----
	000000	000000	000000	000000	\$0000000	\$0000000	\$0000000	\$0000000
SMALL CLMS	000000	000000					\$0000000	\$0000000
OTHER CIVIL	000000	000000					\$0000000	\$0000000
	-----	-----					-----	-----
	000000	000000					\$0000000	\$0000000

BULL SHOALS/MARION

07/92 THRU 06/93

	FILINGS	CNV	DISM	APPL	FINES ASSESSED	FINES COLLECTED	COSTS ASSESSED	COSTS COLLECTED
NEG HOM	000000	000000	000000	000000				
MISDEMEANOR	000000	000000	000000	000000				
	000000	000000	000000	000000	\$0000000	\$0000000	\$0000000	\$0000000
FELONIES	000000	000000	BOUND	OVER				
DWI 1	000000	000000	000000	000000	\$0000000	\$0000000	\$0000000	\$0000000
DWI 2	000000	000000	000000	000000	\$0000000	\$0000000	\$0000000	\$0000000
DWI 3	000000	000000	000000	000000	\$0000000	\$0000000	\$0000000	\$0000000
OTHER TRAF=	000000	000000	000000	000000	\$0000000	\$0000000	\$0000000	\$0000000
	000000	000000	000000	000000	\$0000000	\$0000000	\$0000000	\$0000000
SMALL CLMS	000000	000000					\$0000000	\$0000000
OTHER CIVIL	000000	000000					\$0000000	\$0000000
	000000	000000					\$0000000	\$0000000

CALICO ROCK/IZARD

07/92 THRU 06/93

	FILINGS	CNV	DISM	APPL	FINES ASSESSED	FINES COLLECTED	COSTS ASSESSED	COSTS COLLECTED
NEG HOM	000000	000000	000000	000000				
MISDEMEANOR	000014	000013	000001	000000				
	000014	000013	000001	000000	\$0001075	\$0000975	\$0000309	\$0000259
FELONIES	000000	000000	BOUND	OVER				
DWI 1	000010	000009	000001	000001	\$0003050	\$0001450	\$0002709	\$0000897
DWI 2	000002	000002	000000	000000	\$0001650	\$0001500	\$0000604	\$0000302
DWI 3	000000	000000	000000	000000	\$0000000	\$0000000	\$0000000	\$0000000
OTHER TRAFF	000066	000062	000004	000000	\$0003890	\$0003540	\$0001345	\$0001256
	000078	000073	000005	000001	\$0006620	\$0006490	\$0004653	\$0002455
SMALL CLMS	000000	000000					\$0000000	\$0000000
OTHER CIVIL	000000	000000					\$0000000	\$0000000
	000000	000000					\$0000000	\$0000000

CAMMACK VILLAGE/PULASKI

07/92 THRU 06/93

	FILINGS	CNV	DISM	APPL	FINES ASSESSED	FINES COLLECTED	COSTS ASSESSED	COSTS COLLECTED
NEG HOM	000000	000000	000000	000000				
MISDEMEANOR	000000	000000	000000	000000				
	000000	000000	000000	000000	\$0000000	\$0000000	\$0000000	\$0000000
FELONIES	000000	000000	BOUND	OVER				
DWI 1	000000	000000	000000	000000	\$0000000	\$0000000	\$0000000	\$0000000
DWI 2	000000	000000	000000	000000	\$0000000	\$0000000	\$0000000	\$0000000
DWI 3	000000	000000	000000	000000	\$0000000	\$0000000	\$0000000	\$0000000
OTHER TRAFF	000147	000000	000031	000000	\$0005659	\$0000485	\$0001360	\$0000240
	000147	000000	000031	000000	00005659	\$0000485	\$0001860	\$0000240
SMALL CLMS	000000	000000					\$0000000	\$0000000
OTHER CIVIL	000000	000000					\$0000000	\$0000000
	000000	000000					\$0000000	\$0000000

CAVE SPRINGS/BENTON

07/92 THRU 06/93

	FILINGS	CNV	DISM	APPL	FINES ASSESSED	FINES COLLECTED	COSTS ASSESSED	COSTS COLLECTED
NEG HOM	000000	000000	000000	000000				
MISDEMEANOR	000005	000004	000000	000000				
	000005	000004	000000	000000	\$0000344	\$0000150	\$0000231	\$0000056
FELONIES	000000	000000	BOUND	OVER				
DWI 1	000000	000000	000000	000000	\$0000000	\$0000000	\$0000000	\$0000000
DWI 2	000000	000000	000000	000000	\$0000000	\$0000000	\$0000000	\$0000000
DWI 3	000000	000000	000000	000000	\$0000000	\$0000000	\$0000000	\$0000000
OTHER TRAFF	000068	000047	000002	000006	\$0003709	\$0003345	\$0001916	\$0001995
	000068	000047	000002	000006	00003709	\$0003345	\$0001916	\$0001995
SMALL CLMS	000000	000000					\$0000000	\$0000000
OTHER CIVIL	000000	000000					\$0000000	\$0000000
	000000	000000					\$0000000	\$0000000

COAL HILL/JOHNSON

07/92 THRU 06/93

	FILINGS	CNV	DISM	APPL	FINES	FINES	COSTS	COSTS
					ASSESSED	COLLECTED	ASSESSED	COLLECTED
NEG HOM	000000	000000	000000	000000				
MISDEMEANOR	000067	000040	000017	000001				
	-----	-----	-----	-----				
	000067	000040	000017	000001	\$0004057	\$0001531	\$0002064	\$0001673
FELONIES	000000	000000	BOUND	OVER				
DWI 1	000011	000008	000002	000002	\$0003221	\$0000557	\$0003612	\$0001083
DWI 2	000000	000000	000000	000000	\$0000000	\$0000144	\$0000000	\$0000000
DWI 3	000000	000000	000000	000000	\$0000000	\$0000000	\$0000000	\$0000000
OTHER TRAFF	000222	000112	000034	000000	\$0010378	\$0003189	\$0005089	\$0003075
	-----	-----	-----	-----				
	000233	000120	000036	000002	\$0013599	\$0003890	\$0003701	\$0004158
SMALL CLMS	000000	000000					\$0000000	\$0000000
OTHER CIVIL	000000	000000					\$0000000	\$0000000
	-----	-----						
	000000	000000					\$0000000	\$0000000

COTTER/BAXTER

07/92 THRU 06/93

	FILINGS	CNV	DISM	APPL	FINES	FINES	COSTS	COSTS
					ASSESSED	COLLECTED	ASSESSED	COLLECTED
NEG HOM	000000	000000	000000	000000				
MISDEMEANOR	000000	000000	000000	000000				
	-----	-----	-----	-----				
	000000	000000	000000	000000	\$0000000	\$0000000	\$0000000	\$0000000
FELONIES	000000	000000	BOUND	OVER				
DWI 1	000002	000002	000000	000000	\$0000600	\$0000537	\$0000627	\$0000626
DWI 2	000001	000000	000000	000001	\$0000000	\$0000550	\$0000000	\$0000310
DWI 3	000000	000000	000000	000000	\$0000000	\$0000000	\$0000000	\$0000000
OTHER TRAFF	000042	000039	000001	000001	\$0002289	\$0003517	\$0001729	\$0002890
	-----	-----	-----	-----				
	000045	000041	000001	000002	\$0002859	\$0004654	\$0002356	\$0003816
SMALL CLMS	000000	000000					\$0000000	\$0000000
OTHER CIVIL	000003	000001					\$0000035	\$0000035
	-----	-----						
	000003	000001					\$0000035	\$0000035

COTTON PLANT/WOODRUFF

07/92 THRU 06/93

	FILINGS	CNV	DISM	APPL	FINES	FINES	COSTS	COSTS
NEG HOM	000000	000000	000000	000000	ASSESSED	COLLECTED	ASSESSED	COLLECTED
MISDEMEANOR	000273	000090	000082	000000				
	-----	-----	-----	-----				
	000273	000090	000082	000000	\$0004908	\$0001825	\$0002997	\$0001649
FELONIES	000000	000000	BOUND	OVER				
DWI 1	000016	000004	000004	000000	\$0001097	\$0000000	\$0001189	\$0000000
DWI 2	000010	000002	000002	000000	\$0000827	\$0000027	\$0000638	\$0000043
DWI 3	000002	000000	000001	000000	\$0000000	\$0000000	\$0000000	\$0000000
OTHER TRAFF	000230	000072	000053	000000	\$0004316	\$0001948	\$0003780	\$0002522
	-----	-----	-----	-----				
	000258	000078	000060	000000	00006240	\$0001975	\$0005607	\$0002565
SMALL CLMS	000000	000000					\$0000000	\$0000000
OTHER CIVIL	000000	000000					\$0000000	\$0000000
	-----	-----					-----	-----
	000000	000000					\$0000000	\$0000000

DIAZ/JACKSON

07/92 THRU 06/93

	FILINGS	CNV	DISM	APPL	FINES	FINES	COSTS	COSTS
NEG HOM	000000	000000	000000	000000	ASSESSED	COLLECTED	ASSESSED	COLLECTED
MISDEMEANOR	000474	000377	000037	000000				
	-----	-----	-----	-----				
	000474	000377	000037	000000	\$0021676	\$0010932	\$0017974	\$0009349
FELONIES	000000	000000	BOUND	OVER				
DWI 1	000008	000006	000000	000000	\$0002480	\$0000440	\$0001568	\$0000316
DWI 2	000001	000000	000000	000000	\$0001000	\$0000000	\$0000310	\$0000000
DWI 3	000000	000000	000000	000000	\$0000000	\$0000000	\$0000000	\$0000000
OTHER TRAFF	000189	000111	000011	000000	\$0006713	\$0002394	\$0005686	\$0002344
	-----	-----	-----	-----				
	000198	000117	000011	000000	00010193	\$0003334	\$0007564	\$0002660
SMALL CLMS	000000	000000					\$0000000	\$0000000
OTHER CIVIL	000000	000000					\$0000000	\$0000000
	-----	-----					-----	-----
	000000	000000					\$0000000	\$0000000

DOVER/POPE

07/92 THRU 06/93

	FILINGS	CONV	DISM	APPL	FINES	FINES	COSTS	COSTS	
					ASSESSED	COLLECTED	ASSESSED	COLLECTED	
NEG HOM	000000	000000	000000	000000					
MISDEMEANOR	000116	000043	000015	000058					
	-----	-----	-----	-----					
	000116	000043	000015	000058	\$0007468	\$0003524	\$0002104	\$0001372	
FELONIES	000000	000000	BOUND	OVER					
DWI 1	000044	000013	000002	000029	\$0007280	\$0002732	\$0002424	\$0001037	
DWI 2	000003	000000	000000	000002	\$0001500	\$0000000	\$0000202	\$0000000	
DWI 3	000000	000000	000000	000000	\$0000000	\$0000000	\$0000000	\$0000000	
OTHER TRAFF	000326	000221	000033	000072	\$0018665	\$0011756	\$0003388	\$0002920	
	-----	-----	-----	-----					
	000373	000234	000035	000103	\$0027445	\$0014488	\$0006514	\$0003957	
SMALL CLMS	000000	000000					\$0000000	\$0000000	
OTHER CIVIL	000000	000000					\$0000000	\$0000000	
	-----	-----							
	000000	000000					\$0000000	\$0000000	

EARLE/CRITTENDEN

07/92 THRU 06/93

	FILINGS	CONV	DISM	APPL	FINES	FINES	COSTS	COSTS	
					ASSESSED	COLLECTED	ASSESSED	COLLECTED	
NEG HOM	000000	000000	000000	000000					
MISDEMEANOR	000179	000114	000061	000004					
	-----	-----	-----	-----					
	000179	000114	000061	000004	\$0009253	\$0002702	\$0003744	\$0002622	
FELONIES	000000	000000	BOUND	OVER					
DWI 1	000011	000008	000001	000001	\$0002867	\$0001008	\$0000955	\$0000906	
DWI 2	000000	000000	000000	000000	\$0000000	\$0000000	\$0000000	\$0000000	
DWI 3	000000	000000	000000	000000	\$0000000	\$0000000	\$0000000	\$0000000	
OTHER TRAFF	000405	000327	000077	000004	\$0026843	\$0014356	\$0010774	\$0007515	
	-----	-----	-----	-----					
	000416	000335	000078	000005	\$0029710	\$0015364	\$0011729	\$0008421	
SMALL CLMS	000000	000000					\$0000000	\$0000000	
OTHER CIVIL	000000	000000					\$0000000	\$0000000	
	-----	-----							
	000000	000000					\$0000000	\$0000000	

ELAINE/PHILLIPS

07/92 THRU 06/93

	FILINGS	CNV	DISM	APPL	FINES ASSESSED	FINES COLLECTED	COSTS ASSESSED	COSTS COLLECTED
NEG HOM	000000	000000	000000	000000				
MISDEMEANOR	000024	000019	000002	000001				
	000024	000019	000002	000001	\$0001285	\$0000050	\$0000618	\$0000108
FELONIES	000000	000000	BOUND	OVER				
DWI 1	000000	000000	000000	000000	\$0000000	\$0000000	\$0000000	\$0000000
DWI 2	000000	000000	000000	000000	\$0000000	\$0000000	\$0000000	\$0000000
DWI 3	000000	000000	000000	000000	\$0000000	\$0000000	\$0000000	\$0000000
OTHER TRAFF	000033	000031	000001	000000	\$0002465	\$0000770	\$0001124	\$0000327
	000033	000031	000001	000000	\$0002465	\$0000770	\$0001124	\$0000327
SMALL CLMS	000000	000000					\$0000000	\$0000000
OTHER CIVIL	000000	000000					\$0000000	\$0000000
	000000	000000					\$0000000	\$0000000

ELM SPRINGS/WASHINGTON

07/92 THRU 06/93

	FILINGS	CNV	DISM	APPL	FINES ASSESSED	FINES COLLECTED	COSTS ASSESSED	COSTS COLLECTED
NEG HOM	000000	000000	000000	000000				
MISDEMEANOR	000000	000000	000000	000000				
	000000	000000	000000	000000	\$0000000	\$0000000	\$0000000	\$0000000
FELONIES	000000	000000	BOUND	OVER				
DWI 1	000001	000000	000000	000000	\$0000000	\$0000000	\$0000000	\$0000000
DWI 2	000002	000000	000000	000000	\$0000000	\$0000000	\$0000000	\$0000000
DWI 3	000000	000000	000000	000000	\$0000000	\$0000000	\$0000000	\$0000000
OTHER TRAFF	000117	000000	000000	000000	\$0000000	\$0000000	\$0000000	\$0000000
	000120	000000	000000	000000	\$0000000	\$0000000	\$0000000	\$0000000
SMALL CLMS	000000	000000					\$0000000	\$0000000
OTHER CIVIL	000000	000000					\$0000000	\$0000000
	000000	000000					\$0000000	\$0000000

EMMET/NEVADA

07/92 THRU 06/93

	FILINGS	CNV	DISM	APPL	FINES ASSESSED	FINES COLLECTED	COSTS ASSESSED	COSTS COLLECTED
NEG HOM	000000	000000	000000	000000				
MISDEMEANOR	000000	000000	000000	000000				
	000000	000000	000000	000000	\$0000000	\$0000000	\$0000000	\$0000000
FELONIES	000000	000000	BOUND	OVER				
DWI 1	000000	000000	000000	000000	\$0000000	\$0000000	\$0000000	\$0000000
DWI 2	000000	000000	000000	000000	\$0000000	\$0000000	\$0000000	\$0000000
DWI 3	000000	000000	000000	000000	\$0000000	\$0000000	\$0000000	\$0000000
OTHER TRAFF	000000	000000	000000	000000	\$0000000	\$0000000	\$0000000	\$0000000
	000000	000000	000000	000000	\$0000000	\$0000000	\$0000000	\$0000000
SMALL CLMS	000000	000000					\$0000000	\$0000000
OTHER CIVIL	000000	000000					\$0000000	\$0000000
	000000	000000					\$0000000	\$0000000

FLIPPIN/MARION

07/92 THRU 06/93

	FILINGS	CNV	DISM	APPL	FINES ASSESSED	FINES COLLECTED	COSTS ASSESSED	COSTS COLLECTED
NEG HOM	000000	000000	000000	000000				
MISDEMEANOR	000000	000000	000000	000000				
	000000	000000	000000	000000	\$0000000	\$0000000	\$0000000	\$0000000
FELONIES	000000	000000	BOUND	OVER				
DWI 1	000009	000005	000000	000000	\$0003107	\$0002320	\$0001957	\$0001444
DWI 2	000001	000001	000000	000000	\$0000644	\$0000000	\$0000206	\$0000000
DWI 3	000001	000000	000000	000000	\$0001194	\$0001194	\$0000206	\$0000206
OTHER TRAFF	000147	000064	000000	000000	\$0008731	\$0008266	\$0004134	\$0004068
	000158	000070	000000	000000	\$0013675	\$0011760	\$0006453	\$0005718
SMALL CLMS	000000	000000					\$0000000	\$0000000
OTHER CIVIL	000000	000000					\$0000000	\$0000000
	000000	000000					\$0000000	\$0000000

FOREMAN/LITTLE RIVER

07/92 THRU 06/93

	FILINGS	CNV	DISM	APPL	FINES ASSESSED	FINES COLLECTED	COSTS ASSESSED	COSTS COLLECTED
NEG HOM	000000	000000	000000	000000				
MISDEMEANOR	000047	000035	000006	000006				
	-----	-----	-----	-----				
	000047	000035	000006	000006	\$0003210	\$0004089	\$0001590	\$0000730
FELONIES	000000	000000	BOUND	OVER				
DWI 1	000008	000007	000000	000001	\$0002240	\$0001355	\$0000728	\$0001220
DWI 2	000003	000002	000000	000001	\$0000460	\$0000245	\$0000195	\$0000000
DWI 3	000000	000000	000000	000000	\$0000000	\$0000000	\$0000000	\$0000000
OTHER TRAFF	000123	000100	000015	000008	\$0006655	\$0005100	\$0002283	\$0001230
	-----	-----	-----	-----	-----	-----	-----	-----
	000134	000109	000015	000010	00009355	\$0006700	\$0003206	\$0002450
SMALL CLMS	000000	000000					\$0000000	\$0000000
OTHER CIVIL	000000	000000					\$0000000	\$0000000
	-----	-----					-----	-----
	000000	000000					\$0000000	\$0000000

GASSVILLE/BAKTER

07/92 THRU 06/93

	FILINGS	CNV	DISM	APPL	FINES ASSESSED	FINES COLLECTED	COSTS ASSESSED	COSTS COLLECTED
NEG HOM	000000	000000	000000	000000				
MISDEMEANOR	000000	000000	000000	000000				
	-----	-----	-----	-----				
	000000	000000	000000	000000	\$0000000	\$0000000	\$0000000	\$0000000
FELONIES	000000	000000	BOUND	OVER				
DWI 1	000006	000005	000001	000000	\$0001350	\$0000400	\$0001886	\$0000810
DWI 2	000002	000002	000000	000000	\$0000900	\$0000550	\$0000626	\$0000403
DWI 3	000000	000000	000000	000000	\$0000000	\$0000000	\$0000000	\$0000000
OTHER TRAFF	000038	000024	000002	000000	\$0001515	\$0002775	\$0001122	\$0000559
	-----	-----	-----	-----	-----	-----	-----	-----
	000046	000031	000003	000000	00003765	\$0003725	\$0003634	\$0001772
SMALL CLMS	000000	000000					\$0000000	\$0000000
OTHER CIVIL	000010	000007					\$0000682	\$0000367
	-----	-----					-----	-----
	000010	000007					\$0000682	\$0000367

GILLETT/ARKANSAS

07/92 THRU 06/93

	FILINGS	CONV	DISM	APPL	FINES	FINES	COSTS	COSTS
					ASSESSED	COLLECTED	ASSESSED	COLLECTED
NEG HOM	000000	000000	000000	000000				
MISDEMEANOR	000054	000046	000008	000000				
	-----	-----	-----	-----				
	000054	000046	000008	000000	\$0005851	\$0001773	\$0001414	\$0000600
FELONIES	000000	000000	BOUND	OVER				
DWI 1	000000	000000	000000	000000	\$0000000	\$0000000	\$0000000	\$0000000
DWI 2	000000	000000	000000	000000	\$0000000	\$0000000	\$0000000	\$0000000
DWI 3	000000	000000	000000	000000	\$0000000	\$0000000	\$0000000	\$0000000
OTHER TRAFF	000147	000133	000014	000000	\$0007434	\$0003938	\$0003270	\$0002880
	-----	-----	-----	-----				
	000147	000133	000014	000000	\$0007434	\$0003938	\$0003270	\$0002880
SMALL CLMS	000000	000000					\$0000000	\$0000000
OTHER CIVIL	000000	000000					\$0000000	\$0000000
	-----	-----						
	000000	000000					\$0000000	\$0000000

GLENWOOD/PIKE

07/92 THRU 06/93

	FILINGS	CONV	DISM	APPL	FINES	FINES	COSTS	COSTS
					ASSESSED	COLLECTED	ASSESSED	COLLECTED
NEG HOM	000000	000000	000000	000000				
MISDEMEANOR	000000	000000	000000	000000				
	-----	-----	-----	-----				
	000000	000000	000000	000000	\$0000000	\$0000000	\$0000000	\$0000000
FELONIES	000000	000000	BOUND	OVER				
DWI 1	000001	000000	000000	000000	\$0000000	\$0000000	\$0000000	\$0000000
DWI 2	000001	000001	000000	000000	\$0000000	\$0000000	\$0000000	\$0000000
DWI 3	000000	000000	000000	000000	\$0000000	\$0000000	\$0000000	\$0000000
OTHER TRAFF	000111	000091	000009	000004	\$0005074	\$0005004	\$0001310	\$0001310
	-----	-----	-----	-----				
	000111	000091	000009	000004	\$0005074	\$0005004	\$0001310	\$0001310
SMALL CLMS	000000	000000					\$0000000	\$0000000
OTHER CIVIL	000000	000000					\$0000000	\$0000000
	-----	-----						
	000000	000000					\$0000000	\$0000000

GOSNELL/MISSISSIPPI

07/92 THRU 06/93

	FILINGS	CNV	DISM	APPL	FINES ASSESSED	FINES COLLECTED	COSTS ASSESSED	COSTS COLLECTED
NEG HOM	000000	000000	000000	000000				
MISDEMEANOR	000086	000054	000032	000000				
	-----	-----	-----	-----				
	000086	000054	000032	000000	\$0003041	\$0001278	\$0003378	\$0003234
FELONIES	000000	000000	BOUND	OVER				
DWI 1	000014	000014	000000	000000	\$0004750	\$0002219	\$0004116	\$0005348
DWI 2	000001	000001	000000	000000	\$0000500	\$0000150	\$0000294	\$0000625
DWI 3	000000	000000	000000	000000	\$0000000	\$0000040	\$0000000	\$0000108
OTHER TRAFF	000160	000127	000033	000000	\$0006130	\$0005400	\$0003087	\$0003737
	-----	-----	-----	-----	-----	-----	-----	-----
	000175	000142	000033	000000	00011380	\$0007809	\$0007497	\$0009818
SMALL CLMS	000000	000000					\$0000000	\$0000000
OTHER CIVIL	000000	000000					\$0000000	\$0000000
	-----	-----					-----	-----
	000000	000000					\$0000000	\$0000000

GRAVETTE/BENTON

07/92 THRU 06/93

	FILINGS	CNV	DISM	APPL	FINES ASSESSED	FINES COLLECTED	COSTS ASSESSED	COSTS COLLECTED
NEG HOM	000000	000000	000000	000000				
MISDEMEANOR	000000	000000	000000	000000				
	-----	-----	-----	-----				
	000000	000000	000000	000000	\$0000000	\$0000000	\$0000000	\$0000000
FELONIES	000000	000000	BOUND	OVER				
DWI 1	000000	000000	000000	000000	\$0000000	\$0000000	\$0000000	\$0000000
DWI 2	000000	000000	000000	000000	\$0000000	\$0000000	\$0000000	\$0000000
DWI 3	000000	000000	000000	000000	\$0000000	\$0000000	\$0000000	\$0000000
OTHER TRAFF	000000	000000	000000	000000	\$0000000	\$0000000	\$0000000	\$0000000
	-----	-----	-----	-----	-----	-----	-----	-----
	000000	000000	000000	000000	00000000	\$0000000	\$0000000	\$0000000
SMALL CLMS	000000	000000					\$0000000	\$0000000
OTHER CIVIL	000000	000000					\$0000000	\$0000000
	-----	-----					-----	-----
	000000	000000					\$0000000	\$0000000

GREEN FOREST/CARROLL

07/92 THRU 06/93

	FILINGS	CNV	DISM	APPL	FINES	FINES	COSTS	COSTS	
					ASSESSED	COLLECTED	ASSESSED	COLLECTED	
NEG HOM	000000	000000	000000	000000					
MISDEMEANOR	000194	000000	000009	000000					
	-----	-----	-----	-----					
	000194	000000	000009	000000	\$0001515	\$0003858	\$0000475	\$0000912	
FELONIES	000000	00000	BOUND	OVER					
DWI 1	000033	000000	000000	000000	\$0002235	\$0000687	\$0001411	\$0000425	
DWI 2	000005	000000	000000	000000	\$0000000	\$0000000	\$0000000	\$0000000	
DWI 3	000002	000000	000000	000000	\$0000000	\$0000000	\$0000000	\$0000000	
OTHER TRAFF	000746	000000	000009	000000	\$0005439	\$0012797	\$0002400	\$0006850	
	-----	-----	-----	-----					
	000736	000000	000009	000000	\$0007724	\$0013484	\$0003311	\$0007275	
SMALL CLMS	000000	000000					\$0000000	\$0000000	
OTHER CIVIL	000000	000000					\$0000000	\$0000000	
	-----	-----							
	000000	000000					\$0000000	\$0000000	

GREENBRIER/FAULKNER

07/92 THRU 06/93

	FILINGS	CNV	DISM	APPL	FINES	FINES	COSTS	COSTS	
					ASSESSED	COLLECTED	ASSESSED	COLLECTED	
NEG HOM	000000	000000	000000	000000					
MISDEMEANOR	000175	000128	000011	000000					
	-----	-----	-----	-----					
	000175	000128	000011	000000	\$0013533	\$0007379	\$0007716	\$0006289	
FELONIES	000000	00000	BOUND	OVER					
DWI 1	000049	000040	000006	000000	\$0010743	\$0008739	\$0012507	\$0010001	
DWI 2	000012	000012	000000	000000	\$0007415	\$0003117	\$0003756	\$0001992	
DWI 3	000004	000002	000001	000000	\$0002010	\$0002010	\$0000626	\$0000626	
OTHER TRAFF	001345	001149	000036	000000	\$0054164	\$0045351	\$0049342	\$0045696	
	-----	-----	-----	-----					
	001410	001203	000043	000000	\$0074337	\$0059217	\$0065231	\$0058315	
SMALL CLMS	000000	000000					\$0000000	\$0000000	
OTHER CIVIL	000000	000000					\$0000000	\$0000000	
	-----	-----							
	000000	000000					\$0000000	\$0000000	

GREENLAND/WASHINGTON

07/92 THRU 06/93

	FILINGS	CNV	DISM	APPL	FINES ASSESSED	FINES COLLECTED	COSTS ASSESSED	COSTS COLLECTED
NEG HOM	000000	000000	000000	000000				
MISDEMEANOR	000087	000000	000000	000000				
	000087	000000	000000	000000	\$0001081	\$0003713	\$0000624	\$0002018
FELONIES	000000	000000	BOUND	OVER				
DWI 1	000010	000000	000000	000000	\$0000305	\$0003163	\$0000089	\$0002647
DWI 2	000002	000000	000000	000000	\$0000000	\$0001159	\$0000125	\$0000884
DWI 3	000000	000000	000000	000000	\$0000000	\$0000811	\$0000000	\$0000349
OTHER TRAFF	001982	000140	000000	000000	\$0054236	\$0059922	\$0059403	\$0068873
	001994	000140	000000	000000	00054541	\$0065055	\$0059617	\$0072753
SMALL CLMS	000000	000000					\$0000000	\$0000000
OTHER CIVIL	000000	000000					\$0000000	\$0000000
	000000	000000					\$0000000	\$0000000

GREERS FERRY/CLEBURNE

07/92 THRU 06/93

	FILINGS	CNV	DISM	APPL	FINES ASSESSED	FINES COLLECTED	COSTS ASSESSED	COSTS COLLECTED
NEG HOM	000000	000000	000000	000000				
MISDEMEANOR	000004	000000	000001	000000				
	000004	000000	000001	000000	\$0000964	\$0000000	\$0000096	\$0000000
FELONIES	000000	000000	BOUND	OVER				
DWI 1	000005	000000	000000	000000	\$0003145	\$0000629	\$0001445	\$0000289
DWI 2	000000	000000	000000	000000	\$0000000	\$0000000	\$0000000	\$0000000
DWI 3	000001	000000	000000	000000	\$0001225	\$0000000	\$0000289	\$0000000
OTHER TRAFF	000216	000000	000000	000000	\$0014123	\$0011470	\$0007948	\$0003878
	000222	000000	000000	000000	00018493	\$0012099	\$0009682	\$0004167
SMALL CLMS	000000	000000					\$0000000	\$0000000
OTHER CIVIL	000000	000000					\$0000000	\$0000000
	000000	000000					\$0000000	\$0000000

GUY/FAULKNER

07/92 THRU 06/93

	FILINGS	CNV	DISM	APPL	FINES	FINES	COSTS	COSTS
					ASSESSED	COLLECTED	ASSESSED	COLLECTED
NEG HOM	000000	000000	000000	000000				
MISDEMEANOR	000000	000000	000000	000000				
	000000	000000	000000	000000	\$0000000	\$0000000	\$0000000	\$0000000
FELONIES	000000	000000	BOUND	OVER				
DWI 1	000000	000000	000000	000000	\$0000000	\$0000000	\$0000000	\$0000000
DWI 2	000000	000000	000000	000000	\$0000000	\$0000000	\$0000000	\$0000000
DWI 3	000000	000000	000000	000000	\$0000000	\$0000000	\$0000000	\$0000000
OTHER TRAFF	000351	000087	000002	000001	\$0015407	\$0012687	\$0017997	\$0014731
	000351	000087	000002	000001	00015407	\$0012687	\$0017997	\$0014781
SMALL CLMS	000000	000000					\$0000000	\$0000000
OTHER CIVIL	000000	000000					\$0000000	\$0000000
	000000	000000					\$0000000	\$0000000

HOLLY GROVE/MONROE

07/92 THRU 06/93

	FILINGS	CNV	DISM	APPL	FINES	FINES	COSTS	COSTS
					ASSESSED	COLLECTED	ASSESSED	COLLECTED
NEG HOM	000000	000000	000000	000000				
MISDEMEANOR	000156	000000	000003	000000				
	000156	000000	000003	000000	\$0006670	\$0001763	\$0005721	\$0002236
FELONIES	000000	000000	BOUND	OVER				
DWI 1	000004	000000	000000	000000	\$0000900	\$0000000	\$0001283	\$0000355
DWI 2	000000	000000	000000	000000	\$0000000	\$0000000	\$0000000	\$0000000
DWI 3	000000	000000	000000	000000	\$0000000	\$0000000	\$0000000	\$0000000
OTHER TRAFF	000005	000000	000000	000000	\$0000055	\$0000055	\$0000121	\$0000121
	000009	000000	000000	000000	\$0000955	\$0000055	\$0001404	\$0000476
SMALL CLMS	000000	000000					\$0000000	\$0000000
OTHER CIVIL	000000	000000					\$0000000	\$0000000
	000000	000000					\$0000000	\$0000000

HORSESHOE BEND/IZARD

07/92 THRU 06/93

	FILINGS	CNV	DISM	APPL	FINES	FINES	COSTS	COSTS
					ASSESSED	COLLECTED	ASSESSED	COLLECTED
NEG HOM	000000	000000	000000	000000				
MISDEMEANOR	000029	000019	000010	000000				
	-----	-----	-----	-----				
	000029	000019	000010	000000	\$0001715	\$0000795	\$0000696	\$0000306
FELONIES	000000	000000	BOUND OVER					
DWI 1	000005	000005	000000	000000	\$0001310	\$0001000	\$0000840	\$0000560
DWI 2	000000	000000	000000	000000	\$0000000	\$0000000	\$0000000	\$0000000
DWI 3	000000	000000	000000	000000	\$0000000	\$0000000	\$0000000	\$0000000
OTHER TRAFF	000104	000093	000007	000004	\$0004924	\$0003436	\$0002445	\$0001820
	-----	-----	-----	-----	-----	-----	-----	-----
	000109	000098	000007	000004	00006234	\$0004436	\$0003285	\$0002380
SMALL CLMS	000004	000004					\$0000040	\$0000030
OTHER CIVIL	000000	000000					\$0000000	\$0000000
	-----	-----					-----	-----
	000004	000004					\$0000040	\$0000030

HOXIE/LAWRENCE

07/92 THRU 06/93

	FILINGS	CNV	DISM	APPL	FINES	FINES	COSTS	COSTS
					ASSESSED	COLLECTED	ASSESSED	COLLECTED
NEG HOM	000000	000000	000000	000000				
MISDEMEANOR	000156	000102	000033	000000				
	-----	-----	-----	-----				
	000156	000102	000033	000000	\$0005676	\$0003356	\$0005792	\$0003480
FELONIES	000000	000000	BOUND OVER					
DWI 1	000054	000032	000015	000000	\$0011700	\$0006400	\$0010668	\$0005552
DWI 2	000016	000008	000004	000000	\$0003800	\$0001200	\$0001953	\$0000651
DWI 3	000002	000001	000002	000000	\$0002600	\$0001438	\$0003886	\$0002438
OTHER TRAFF	001386	001216	000032	000000	\$0033085	\$0028639	\$0062094	\$0048722
	-----	-----	-----	-----	-----	-----	-----	-----
	001458	001327	000053	000000	00051185	\$0037677	\$0073601	\$0057363
SMALL CLMS	000000	000000					\$0000000	\$0000000
OTHER CIVIL	000000	000000					\$0000000	\$0000000
	-----	-----					-----	-----
	000000	000000					\$0000000	\$0000000

HUGHES/ST. FRANCIS

07/92 THRU 06/93

	FILINGS	CNV	DISM	APPL	FINES ASSESSED	FINES COLLECTED	COSTS ASSESSED	COSTS COLLECTED
NEG HOM	000000	000000	000000	000000				
MISDEMEANOR	000776	000395	000027	000000				
	-----	-----	-----	-----				
	000776	000395	000027	000000	\$0017092	\$0014013	\$0006641	\$0003910
FELONIES	000000	000000	BOUND	OVER				
DWI 1	000000	000000	000000	000000	\$0000000	\$0000000	\$0000000	\$0000000
DWI 2	000000	000000	000000	000000	\$0000000	\$0000000	\$0000000	\$0000000
DWI 3	000000	000000	000000	000000	\$0000000	\$0000000	\$0000000	\$0000000
OTHER TRAFF	000318	000220	000013	000000	\$0007360	\$0004067	\$0003091	\$0002107
	-----	-----	-----	-----	-----	-----	-----	-----
	000318	000220	000013	000000	\$0007360	\$0004067	\$0003091	\$0002107
SMALL CLMS	000000	000000					\$0000000	\$0000000
OTHER CIVIL	000000	000000					\$0000000	\$0000000
	-----	-----					-----	-----
	000000	000000					\$0000000	\$0000000

HUMPHREY/ARKANSAS

07/92 THRU 06/93

	FILINGS	CNV	DISM	APPL	FINES ASSESSED	FINES COLLECTED	COSTS ASSESSED	COSTS COLLECTED
NEG HOM	000000	000000	000000	000000				
MISDEMEANOR	000002	000000	000000	000000				
	-----	-----	-----	-----				
	000002	000000	000000	000000	\$0000000	\$0000000	\$0000000	\$0000000
FELONIES	000000	000000	BOUND	OVER				
DWI 1	000005	000001	000000	000000	\$0002000	\$0000000	\$0000500	\$0000000
DWI 2	000002	000001	000000	000000	\$0003000	\$0000000	\$0000500	\$0000000
DWI 3	000000	000000	000000	000000	\$0000000	\$0000000	\$0000000	\$0000000
OTHER TRAFF	000179	000124	000020	000007	\$0032750	\$0013619	\$0000836	\$0000446
	-----	-----	-----	-----	-----	-----	-----	-----
	000186	000126	000020	000007	\$0037750	\$0013619	\$0001886	\$0000446
SMALL CLMS	000000	000000					\$0000000	\$0000000
OTHER CIVIL	000000	000000					\$0000000	\$0000000
	-----	-----					-----	-----
	000000	000000					\$0000000	\$0000000

JOHNSON/WASHINGTON

07/92 THRU 06/93

	FILINGS	CNV	DISM	APPL	FINES	FINES	COSTS	COSTS
NEG HOM	000000	000000	000000	000000	ASSESSED	COLLECTED	ASSESSED	COLLECTED
MISDEMEANOR	000000	000000	000000	000000				
	-----	-----	-----	-----				
	000000	000000	000000	000000	\$0000000	\$0000000	\$0000000	\$0000000
FELONIES	000000	000000	BOUND	OVER				
DWI 1	000000	000000	000000	000000	\$0000000	\$0000000	\$0000000	\$0000000
DWI 2	000000	000000	000000	000000	\$0000000	\$0000000	\$0000000	\$0000000
DWI 3	000000	000000	000000	000000	\$0000000	\$0000000	\$0000000	\$0000000
OTHER TRAFF	000000	000000	000000	000000	\$0000000	\$0000000	\$0000000	\$0000000
	-----	-----	-----	-----				
	000000	000000	000000	000000	\$0000000	\$0000000	\$0000000	\$0000000
SMALL CLMS	000000	000000					\$0000000	\$0000000
OTHER CIVIL	000000	000000					\$0000000	\$0000000
	-----	-----						
	000000	000000					\$0000000	\$0000000

JUDSONIA/WHITE

07/92 THRU 06/93

	FILINGS	CNV	DISM	APPL	FINES	FINES	COSTS	COSTS
NEG HOM	000000	000000	000000	000000	ASSESSED	COLLECTED	ASSESSED	COLLECTED
MISDEMEANOR	000000	000000	000000	000000				
	-----	-----	-----	-----				
	000000	000000	000000	000000	\$0000000	\$0000000	\$0000000	\$0000000
FELONIES	000000	000000	BOUND	OVER				
DWI 1	000013	000012	000001	000002	\$0004284	\$0005587	\$0003516	\$0003950
DWI 2	000005	000005	000000	000001	\$0002639	\$0003347	\$0001565	\$0001259
DWI 3	000000	000000	000000	000000	\$0000000	\$0000885	\$0000000	\$0000106
OTHER TRAFF	000311	000283	000024	000000	\$0015790	\$0015042	\$0011703	\$0011309
	-----	-----	-----	-----				
	000329	000305	000025	000003	\$0022713	\$0024861	\$0016784	\$0016624
SMALL CLMS	000000	000000					\$0000000	\$0000000
OTHER CIVIL	000000	000000					\$0000000	\$0000000
	-----	-----						
	000000	000000					\$0000000	\$0000000

KENSETT/WHITE

07/92 THRU 06/93

	FILINGS	CONV	DISM	APPL	FINES ASSESSED	FINES COLLECTED	COSTS ASSESSED	COSTS COLLECTED
NEG HOM MISDEMEANOR	000000	000000	000000	000000	000000	000000	000000	000000
	000000	000000	000000	000000	\$0000000	\$0000000	\$0000000	\$0000000
FELONIES	000000	000000	BOUND	OVER				
DWI 1	000011	000011	000000	000001	\$0006250	\$0001600	\$0001650	\$0000550
DWI 2	000002	000002	000000	000000	\$0001400	\$0000375	\$0000300	\$0000050
DWI 3	000001	000001	000000	000000	\$0001350	\$0000000	\$0000150	\$0000000
OTHER TRAFF	000466	000418	000047	000000	\$0018738	\$0020313	\$0014231	\$0009337
	000480	000432	000047	000001	\$0027788	\$0022288	\$0016331	\$0009937
SMALL CLMS	000000	000000					\$0000000	\$0000000
OTHER CIVIL	000000	000000					\$0000000	\$0000000
	000000	000000					\$0000000	\$0000000

LEACHVILLE/MISSISSIPPI

07/92 THRU 06/93

	FILINGS	CONV	DISM	APPL	FINES ASSESSED	FINES COLLECTED	COSTS ASSESSED	COSTS COLLECTED
NEG HOM MISDEMEANOR	000000	000000	000000	000000	000000	000000	000000	000000
	002051	000107	000063	000000	\$0004415	\$0004216	\$0001922	\$0001745
FELONIES	000000	000000	BOUND	OVER				
DWI 1	000005	000005	000000	000000	\$0001420	\$0002527	\$0001480	\$0001930
DWI 2	000004	000001	000003	000000	\$0000475	\$0000149	\$0000296	\$0000296
DWI 3	000000	000000	000000	000000	\$0000000	\$0000000	\$0000000	\$0000000
OTHER TRAFF	000095	000051	000044	000000	\$0004464	\$0002495	\$0000974	\$0000825
	000104	000057	000047	000000	\$0006359	\$0005171	\$0002750	\$0003051
SMALL CLMS	000000	000000					\$0000000	\$0000000
OTHER CIVIL	000000	000000					\$0000000	\$0000000
	000000	000000					\$0000000	\$0000000

LINCOLN/WASHINGTON

07/92 THRU 06/93

	FILINGS	CNV	DISM	APPL	FINES ASSESSED	FINES COLLECTED	COSTS ASSESSED	COSTS COLLECTED
NEG HOM	000000	000000	000000	000000				
MISDEMEANOR	000504	000235	000008	000000				
	000504	000235	000008	000000	\$0012756	\$0012511	\$0012214	\$0012967
FELONIES	000000	000000	BOUND	OVER				
DWI 1	000042	000022	000000	000000	\$0006400	\$0005038	\$0007903	\$0005447
DWI 2	000012	000005	000000	000001	\$0003100	\$0001112	\$0001240	\$0000309
DWI 3	000004	000002	000000	000000	\$0001600	\$0000000	\$0000614	\$0000000
OTHER TRAFF	000371	000207	000001	000000	\$0006236	\$0006666	\$0009746	\$0011425
	000429	000236	000001	000001	\$0017336	\$0012816	\$0019503	\$0017181
SMALL CLMS	000000	000000					\$0000000	\$0000000
OTHER CIVIL	000000	000000					\$0000000	\$0000000
	000000	000000					\$0000000	\$0000000

LOWELL/BENTON

07/92 THRU 06/93

	FILINGS	CNV	DISM	APPL	FINES ASSESSED	FINES COLLECTED	COSTS ASSESSED	COSTS COLLECTED
NEG HOM	000000	000000	000000	000000				
MISDEMEANOR	001011	000000	000074	000000				
	001011	000000	000074	000000	\$0050720	\$0034046	\$0021542	\$0019153
FELONIES	000000	000000	BOUND	OVER				
DWI 1	000066	000000	000002	000000	\$0011950	\$0012440	\$0013458	\$0014718
DWI 2	000004	000000	000001	000000	\$0001200	\$0000000	\$0000632	\$0000000
DWI 3	000001	000000	000000	000000	\$0000000	\$0000000	\$0000000	\$0000000
OTHER TRAFF	001979	000000	000045	000000	\$0051435	\$0049582	\$0068745	\$0067272
	002050	000000	000048	000000	\$0064635	\$0062022	\$0082835	\$0081990
SMALL CLMS	000000	000000					\$0000000	\$0000000
OTHER CIVIL	000000	000000					\$0000000	\$0000000
	000000	000000					\$0000000	\$0000000

MADISON/ST. FRANCIS

07/92 THRU 06/93

	FILINGS	CNV	DISM	APPL	FINES ASSESSED	FINES COLLECTED	COSTS ASSESSED	COSTS COLLECTED
NEG HOM	000000	000000	000000	000000				
MISDEMEANOR	000021	000021	000000	000000				
	000021	000021	000000	000000	\$0002758	\$0001825	\$0000474	\$0000420
FELONIES	000000	00000	BOUND	OVER				
DWI 1	000003	000003	000000	000000	\$0001046	\$0000448	\$0000500	\$0000333
DWI 2	000002	000002	000000	000000	\$0001440	\$0000490	\$0000600	\$0000193
DWI 3	000000	000000	000000	000000	\$0000000	\$0000000	\$0000000	\$0000000
OTHER TRAFF	000009	000009	000000	000000	\$0000978	\$0000841	\$0000150	\$0000150
	000014	000014	000000	000000	\$0003464	\$0001779	\$0001250	\$0000676
SMALL CLMS	000000	000000					\$0000000	\$0000000
OTHER CIVIL	000000	000000					\$0000000	\$0000000
	000000	000000					\$0000000	\$0000000

MAGAZINE/LOGAN

07/92 THRU 05/93

	FILINGS	CNV	DISM	APPL	FINES ASSESSED	FINES COLLECTED	COSTS ASSESSED	COSTS COLLECTED
NEG HOM	000000	000000	000000	000000				
MISDEMEANOR	000015	000005	000000	000000				
	000015	000005	000000	000000	\$0000615	\$0000639	\$0000374	\$0000191
FELONIES	000000	00000	BOUND	OVER				
DWI 1	000001	000000	000000	000000	\$0000470	\$0000586	\$0000500	\$0000990
DWI 2	000002	000002	000000	000000	\$0000515	\$0000000	\$0000290	\$0000000
DWI 3	000000	000000	000000	000000	\$0000000	\$0000000	\$0000000	\$0000000
OTHER TRAFF	000113	000065	000016	000000	\$0004348	\$0003923	\$0001540	\$0002097
	000116	000067	000016	000000	\$0005333	\$0004509	\$0002330	\$0003087
SMALL CLMS	000000	000000					\$0000000	\$0000000
OTHER CIVIL	000000	000000					\$0000000	\$0000000
	000000	000000					\$0000000	\$0000000

MANILA/MISSISSIPPI

07/92 THRU 06/93

	FILINGS	CNV	DISM	APPL	FINES ASSESSED	FINES COLLECTED	COSTS ASSESSED	COSTS COLLECTED
NEG HOM	000000	000000	000000	000000				
MISDEMEANOR	000000	000000	000000	000000				
	000000	000000	000000	000000	\$0000000	\$0000000	\$0000000	\$0000000
FELONIES	000000	00000	BOUND OVER					
DWI 1	000010	000002	000000	000000	\$0003530	\$0001115	\$0002450	\$0000725
DWI 2	000003	000000	000000	000000	\$0001600	\$0000000	\$0000725	\$0000000
DWI 3	000001	000000	000000	000000	\$0001000	\$0000000	\$0000175	\$0000000
OTHER TRAFF	000128	000011	000000	000000	\$0004183	\$0002994	\$0003520	\$0002370
	000142	000013	000000	000000	00010313	\$0004109	\$0006870	\$0003095
SMALL CLMS	000000	000000					\$0000000	\$0000000
OTHER CIVIL	000000	000000					\$0000000	\$0000000
	000000	000000					\$0000000	\$0000000

MARION/CRITTENDEN

07/92 THRU 06/93

	FILINGS	CNV	DISM	APPL	FINES ASSESSED	FINES COLLECTED	COSTS ASSESSED	COSTS COLLECTED
NEG HOM	000000	000000	000000	000000				
MISDEMEANOR	000189	000000	000000	000003				
	000189	000000	000000	000003	\$0013299	\$0004808	\$0013062	\$0005697
FELONIES	000000	00000	BOUND OVER					
DWI 1	000093	000000	000000	000009	\$0016555	\$0003396	\$0029460	\$0012272
DWI 2	000018	000000	000000	000002	\$0007400	\$0000551	\$0005703	\$0001798
DWI 3	000004	000000	000000	000000	\$0003900	\$0000334	\$0001002	\$0000615
OTHER TRAFF	001399	000000	000000	000000	\$0060314	\$0045239	\$0061034	\$0054126
	001514	000000	000000	000011	00088169	\$0049520	\$0097199	\$0068811
SMALL CLMS	000000	000000					\$0000000	\$0000000
OTHER CIVIL	000000	000000					\$0000000	\$0000000
	000000	000000					\$0000000	\$0000000

MARVELL/PHILLIPS

07/92 THRU 06/93

	FILINGS	CNV	DISM	APPL	FINES ASSESSED	FINES COLLECTED	COSTS ASSESSED	COSTS COLLECTED
NEG HOM	000000	000000	000000	000000				
MISDEMEANOR	000212	000116	000026	000000				
	-----	-----	-----	-----				
	000212	000116	000026	000000	\$0014633	\$0004798	\$0004434	\$0002006
FELONIES	000000	000000	BOUND	OVER				
DWI 1	000010	000007	000001	000005	\$0001800	\$0000600	\$0002871	\$0000844
DWI 2	000001	000000	000001	000000	\$0000000	\$0000000	\$0000000	\$0000000
DWI 3	000001	000000	000000	000000	\$0000000	\$0000000	\$0000000	\$0000000
OTHER TRAFF	000110	000085	000007	000000	\$0004012	\$0002111	\$0003405	\$0002095
	-----	-----	-----	-----	-----	-----	-----	-----
	000122	000092	000009	000005	\$0005812	\$0002711	\$0006276	\$0002939
SMALL CLMS	000000	000000					\$0000000	\$0000000
OTHER CIVIL	000000	000000					\$0000000	\$0000000
	-----	-----					-----	-----
	000000	000000					\$0000000	\$0000000

MAYFLOWER/FAULKNER

07/92 THRU 06/93

	FILINGS	CNV	DISM	APPL	FINES ASSESSED	FINES COLLECTED	COSTS ASSESSED	COSTS COLLECTED
NEG HOM	000000	000000	000000	000000				
MISDEMEANOR	000000	000000	000000	000000				
	-----	-----	-----	-----				
	000000	000000	000000	000000	\$0000000	\$0000000	\$0000000	\$0000000
FELONIES	000000	000000	BOUND	OVER				
DWI 1	000085	000064	000012	000006	\$0031645	\$0000742	\$0017510	\$0000412
DWI 2	000024	000013	000000	000000	\$0022432	\$0000000	\$0005356	\$0000000
DWI 3	000008	000002	000000	000000	\$0021337	\$0000000	\$0001854	\$0000000
OTHER TRAFF	001242	000709	000088	000000	\$0071358	\$0021119	\$0058058	\$0019509
	-----	-----	-----	-----	-----	-----	-----	-----
	001359	000723	000100	000006	\$0146772	\$0021861	\$0022778	\$0019921
SMALL CLMS	000000	000000					\$0000000	\$0000000
OTHER CIVIL	000000	000000					\$0000000	\$0000000
	-----	-----					-----	-----
	000000	000000					\$0000000	\$0000000

MCRAE/WHITE

07/92 THRU 06/93

	FILINGS	CNV	DISM	APPL	FINES	FINES	COSTS	COSTS
					ASSESSED	COLLECTED	ASSESSED	COLLECTED
NEG HOM	000000	000000	000000	000000				
MISDEMEANOR	000000	000000	000000	000000				
	000000	000000	000000	000000	\$0000000	\$0000000	\$0000000	\$0000000
FELONIES	000000	000000	BOUND	OVER				
DWI 1	000002	000002	000000	000000	\$0000510	\$0000184	\$0000584	\$0000334
DWI 2	000000	000000	000000	000000	\$0000000	\$0000000	\$0000000	\$0000000
DWI 3	000001	000001	000000	000000	\$0001183	\$0000000	\$0000250	\$0000000
OTHER TRAFF	000076	000076	000000	000000	\$0003627	\$0002187	\$0002488	\$0001807
	000079	000079	000000	000000	\$0005320	\$0002371	\$0003322	\$0002141
SMALL CLMS	000000	000000					\$0000000	\$0000000
OTHER CIVIL	000000	000000					\$0000000	\$0000000
	000000	000000					\$0000000	\$0000000

MOUNTAIN PINE/GARLAND

07/92 THRU 06/93

	FILINGS	CNV	DISM	APPL	FINES	FINES	COSTS	COSTS
					ASSESSED	COLLECTED	ASSESSED	COLLECTED
NEG HOM	000000	000000	000000	000000				
MISDEMEANOR	000000	000000	000000	000000				
	000000	000000	000000	000000	\$0000000	\$0000000	\$0000000	\$0000000
FELONIES	000000	000000	BOUND	OVER				
DWI 1	000000	000000	000000	000000	\$0000000	\$0000000	\$0000000	\$0000000
DWI 2	000000	000000	000000	000000	\$0000000	\$0000000	\$0000000	\$0000000
DWI 3	000000	000000	000000	000000	\$0000000	\$0000000	\$0000000	\$0000000
OTHER TRAFF	000000	000000	000000	000000	\$0000000	\$0000000	\$0000000	\$0000000
	000000	000000	000000	000000	\$0000000	\$0000000	\$0000000	\$0000000
SMALL CLMS	000000	000000					\$0000000	\$0000000
OTHER CIVIL	000000	000000					\$0000000	\$0000000
	000000	000000					\$0000000	\$0000000

MOUNTAINBURG/CRAWFORD

07/92 THRU 06/93

	FILINGS	CONV	DISM	APPL	FINES	FINES	COSTS	COSTS	
					ASSESSED	COLLECTED	ASSESSED	COLLECTED	
NEG HOM	000000	000000	000000	000000					
MISDEMEANOR	000000	000000	000000	000000					
	000000	000000	000000	000000	\$0000000	\$0000000	\$0000000	\$0000000	
FELONIES	000000	000000	BOUND	OVER					
DWI 1	000000	000000	000000	000000	\$0000000	\$0000000	\$0000000	\$0000000	
DWI 2	000001	000001	000000	000000	\$0000000	\$0000000	\$0000000	\$0000000	
DWI 3	000000	000000	000000	000000	\$0000000	\$0000000	\$0000000	\$0000000	
OTHER TRAFF	000423	000380	000041	000003	\$0035423	\$0027363	\$0008064	\$0008064	
	000424	000381	000041	000003	\$0035423	\$0027363	\$0008064	\$0008064	
SMALL CLMS	000000	000000					\$0000000	\$0000000	
OTHER CIVIL	000000	000000					\$0000000	\$0000000	
	000000	000000					\$0000000	\$0000000	

MT. VERNON/PAULKNER

07/92 THRU 06/93

	FILINGS	CONV	DISM	APPL	FINES	FINES	COSTS	COSTS	
					ASSESSED	COLLECTED	ASSESSED	COLLECTED	
NEG HOM	000000	000000	000000	000000					
MISDEMEANOR	000000	000000	000000	000000					
	000000	000000	000000	000000	\$0000000	\$0000000	\$0000000	\$0000000	
FELONIES	000000	000000	BOUND	OVER					
DWI 1	000001	000000	000000	000000	\$0000000	\$0000000	\$0000000	\$0000000	
DWI 2	000000	000000	000000	000000	\$0000000	\$0000000	\$0000000	\$0000000	
DWI 3	000000	000000	000000	000000	\$0000000	\$0000000	\$0000000	\$0000000	
OTHER TRAFF	000010	000009	000001	000000	\$0001443	\$0000813	\$0000525	\$0000275	
	000011	000009	000001	000000	\$0001443	\$0000813	\$0000525	\$0000275	
SMALL CLMS	000000	000000					\$0000000	\$0000000	
OTHER CIVIL	000000	000000					\$0000000	\$0000000	
	000000	000000					\$0000000	\$0000000	

MULBERRY/CRAWFORD

07/92 THRU 06/93

	FILINGS	CNV	DISM	APPL	FINES ASSESSED	FINES COLLECTED	COSTS ASSESSED	COSTS COLLECTED
NEG HOM	000000	000000	000000	000000				
MISDEMEANOR	000178	000156	000019	000000				
	-----	-----	-----	-----				
	000178	000156	000019	000000	\$0005960	\$0004278	\$0004160	\$0002915
FELONIES	000000	000000	BOUND OVER					
DWI 1	000023	000018	000004	000000	\$0003818	\$0003802	\$0004983	\$0003443
DWI 2	000005	000004	000001	000000	\$0001804	\$0001774	\$0001196	\$0000766
DWI 3	000001	000000	000000	000000	\$0000000	\$0000566	\$0000000	\$0000099
OTHER TRAFF	000331	000329	000027	000000	\$0016496	\$0012855	\$0011126	\$0010735
	-----	-----	-----	-----	-----	-----	-----	-----
	000360	000351	000032	000000	00022118	\$0018997	\$0017305	\$0015043
SMALL CLMS	000000	000000					\$0000000	\$0000000
OTHER CIVIL	000000	000000					\$0000000	\$0000000
	-----	-----					-----	-----
	000000	000000					\$0000000	\$0000000

NORFORK/BAXTER

07/92 THRU 06/93

	FILINGS	CNV	DISM	APPL	FINES ASSESSED	FINES COLLECTED	COSTS ASSESSED	COSTS COLLECTED
NEG HOM	000000	000000	000000	000000				
MISDEMEANOR	000013	000003	000000	000000				
	-----	-----	-----	-----				
	000013	000003	000000	000000	\$0000350	\$0000100	\$0000100	\$0000086
FELONIES	000000	000000	BOUND OVER					
DWI 1	000015	000004	000000	000000	\$0001400	\$0000672	\$0001282	\$0001209
DWI 2	000002	000001	000000	000000	\$0000550	\$0000000	\$0000312	\$0000010
DWI 3	000002	000002	000000	000000	\$0002000	\$0000000	\$0000631	\$0000000
OTHER TRAFF	000029	000015	000001	000000	\$0000810	\$0000476	\$0000470	\$0000362
	-----	-----	-----	-----	-----	-----	-----	-----
	000048	000022	000001	000000	00004760	\$0001148	\$0002695	\$0001581
SMALL CLMS	000000	000000					\$0000000	\$0000000
OTHER CIVIL	000000	000000					\$0000000	\$0000000
	-----	-----					-----	-----
	000000	000000					\$0000000	\$0000000

PALESTINE/ST. FRANCIS

07/92 THRU 06/93

	FILINGS	CNV	DISM	APPL	FINES ASSESSED	FINES COLLECTED	COSTS ASSESSED	COSTS COLLECTED
NEG HOM	000000	000000	000000	000000				
MISDEMEANOR	000164	000024	000017	000000				
	-----	-----	-----	-----				
	000164	000024	000017	000000	\$0006983	\$0005879	\$0004186	\$0002734
FELONIES	000000	000000	BOUND OVER					
DWI 1	000018	000001	000001	000000	\$0005227	\$0001138	\$0004296	\$0000681
DWI 2	000008	000001	000000	000000	\$0001517	\$0000250	\$0001333	\$0000050
DWI 3	000002	000000	000000	000000	\$0000000	\$0000000	\$0000000	\$0000000
OTHER TRAFF	000800	000025	000009	000000	\$0019631	\$0016287	\$0019700	\$0015881
	-----	-----	-----	-----				
	000828	000027	000010	000000	\$0026425	\$0017675	\$0025329	\$0016612
SMALL CLMS	000000	000000					\$0000000	\$0000000
OTHER CIVIL	000003	000000					\$0000138	\$0000138
	-----	-----					-----	-----
	000003	000000					\$0000138	\$0000138

PANGBURN/WHITE

07/92 THRU 06/93

	FILINGS	CNV	DISM	APPL	FINES ASSESSED	FINES COLLECTED	COSTS ASSESSED	COSTS COLLECTED
NEG HOM	000000	000000	000000	000000				
MISDEMEANOR	000113	000106	000000	000000				
	-----	-----	-----	-----				
	000113	000106	000000	000000	\$0008623	\$0012638	\$0003713	\$0003810
FELONIES	000000	000000	BOUND OVER					
DWI 1	000005	000004	000000	000000	\$0002078	\$0000565	\$0001172	\$0000890
DWI 2	000002	000002	000000	000000	\$0001419	\$0000050	\$0000531	\$0000165
DWI 3	000000	000000	000000	000000	\$0000000	\$0000009	\$0000000	\$0000200
OTHER TRAFF	000071	000071	000000	000000	\$0004528	\$0006511	\$0001742	\$0002241
	-----	-----	-----	-----				
	000078	000077	000000	000000	\$0008023	\$0007135	\$0003495	\$0003496
SMALL CLMS	000000	000000					\$0000000	\$0000000
OTHER CIVIL	000000	000000					\$0000000	\$0000000
	-----	-----					-----	-----
	000000	000000					\$0000000	\$0000000

PARKIN/CROSS

07/92 THRU 06/93

	FILINGS	CNV	DISM	APPL	FINES	FINES	COSTS	COSTS	
					ASSESSED	COLLECTED	ASSESSED	COLLECTED	
NEG HOM	000000	000000	000000	000000					
MISDEMEANOR	000196	000125	000071	000000					
	-----	-----	-----	-----					
	000196	000125	000071	000000	\$0014513	\$0012822	\$0003901	\$0002341	
FELONIES	000000	000000	BOUND	OVER					
DWI 1	000024	000024	000000	000000	\$0007200	\$0009499	\$0007440	\$0000625	
DWI 2	000012	000010	000002	000000	\$0006040	\$0002940	\$0003500	\$0000887	
DWI 3	000002	000000	000002	000000	\$0000125	\$0001384	\$0000000	\$0000000	
OTHER TRAFF	000420	000371	000049	000000	\$0025247	\$0017848	\$0011034	\$0003897	
	-----	-----	-----	-----					
	000458	000405	000053	000000	\$0038612	\$0031671	\$0021974	\$0010409	
SMALL CLMS	000000	000000					\$0000000	\$0000000	
OTHER CIVIL	000000	000000					\$0000000	\$0000000	
	-----	-----							
	000000	000000					\$0000000	\$0000000	

PEA RIDGE/BENTON

07/92 THRU 06/93

	FILINGS	CNV	DISM	APPL	FINES	FINES	COSTS	COSTS	
					ASSESSED	COLLECTED	ASSESSED	COLLECTED	
NEG HOM	000000	000000	000000	000000					
MISDEMEANOR	000152	000089	000009	000000					
	-----	-----	-----	-----					
	000152	000089	000009	000000	\$0005836	\$0000881	\$0003678	\$0000755	
FELONIES	000000	000000	BOUND	OVER					
DWI 1	000007	000002	000000	000000	\$0000000	\$0000087	\$0000939	\$0000153	
DWI 2	000001	000000	000001	000000	\$0000000	\$0000000	\$0000000	\$0000000	
DWI 3	000001	000000	000000	000000	\$0000000	\$0000000	\$0000000	\$0000000	
OTHER TRAFF	000564	000424	000037	000000	\$0014195	\$0007223	\$0010729	\$0008959	
	-----	-----	-----	-----					
	000573	000426	000038	000000	\$0014195	\$0007310	\$0011668	\$0009112	
SMALL CLMS	000000	000000					\$0000000	\$0000000	
OTHER CIVIL	000000	000000					\$0000000	\$0000000	
	-----	-----							
	000000	000000					\$0000000	\$0000000	

PLUMERVILLE 07/92 THRU 06/93

	FILINGS	CNV	DISM	APPL	FINES ASSESSED	FINES COLLECTED	COSTS ASSESSED	COSTS COLLECTED
NEG HOM	000000	000000	000000	000000				
MISDEMEANOR	000004	000001	000003	000000				
	-----	-----	-----	-----				
	000004	000001	000003	000000	\$0000301	\$0000000	\$0000019	\$0000000
FELONIES	003000	00000	BOUND	OVER				
DWI 1	000003	000003	000000	000000	\$0001443	\$0000000	\$0000507	\$0000000
DWI 2	000001	000000	000000	000000	\$0000000	\$0000000	\$0000000	\$0000000
DWI 3	000000	000000	000000	000000	\$0000000	\$0000000	\$0000000	\$0000000
OTHER TRAFF	000442	000304	000049	000000	\$0014866	\$0011346	\$0003382	\$0002698
	-----	-----	-----	-----				
	000446	000307	000049	000000	\$0016309	\$0011346	\$0003889	\$0002698
SMALL CLMS	000000	000000					\$0000000	\$0000000
OTHER CIVIL	000000	000000					\$0000000	\$0000000
	-----	-----						
	000000	000000					\$0000000	\$0000000

POTTSVILLE/POPE 07/92 THRU 06/93

	FILINGS	CNV	DISM	APPL	FINES ASSESSED	FINES COLLECTED	COSTS ASSESSED	COSTS COLLECTED
NEG HOM	000000	000000	000000	000000				
MISDEMEANOR	000000	000000	000000	000000				
	-----	-----	-----	-----				
	000000	000000	000000	000000	\$0000000	\$0000000	\$0000000	\$0000000
FELONIES	000000	00000	BOUND	OVER				
DWI 1	000000	000000	000000	000000	\$0000000	\$0000000	\$0000000	\$0000000
DWI 2	000000	000000	000000	000000	\$0000000	\$0000000	\$0000000	\$0000000
DWI 3	000000	000000	000000	000000	\$0000000	\$0000000	\$0000000	\$0000000
OTHER TRAFF	000000	000000	000000	000000	\$0000000	\$0000000	\$0000000	\$0000000
	-----	-----	-----	-----				
	000000	000000	000000	000000	\$0000000	\$0000000	\$0000000	\$0000000
SMALL CLMS	000000	000000					\$0000000	\$0000000
OTHER CIVIL	000000	000000					\$0000000	\$0000000
	-----	-----						
	000000	000000					\$0000000	\$0000000

QUITMAN/CLEBURNE

07/92 THRU 06/93

	FILINGS	CNV	DISM	APPL	FINES ASSESSED	FINES COLLECTED	COSTS ASSESSED	COSTS COLLECTED
NEG HOM	000000	000000	000000	000000				
MISDEMEANOR	000009	000009	000000	000000				
	-----	-----	-----	-----				
	000009	000009	000000	000000	\$0001736	\$0001736	\$0000266	\$0000266
FELONIES	000000	000000	BOUND	OVER				
DWI 1	000002	000002	000000	000000	\$0000685	\$0000685	\$0000573	\$0000573
DWI 2	000000	000000	000000	000000	\$0000000	\$0000000	\$0000000	\$0000000
DWI 3	000000	000000	000000	000000	\$0000000	\$0000000	\$0000000	\$0000000
OTHER TRAFF	000132	000125	000007	000001	\$0008043	\$0007979	\$0003076	\$0003028
	-----	-----	-----	-----	-----	-----	-----	-----
	000134	000127	000007	000001	\$0008728	\$0008664	\$0003649	\$0003601
SMALL CLMS	000000	000000					\$0000000	\$0000000
OTHER CIVIL	000000	000000					\$0000000	\$0000000
	-----	-----					-----	-----
	000000	000000					\$0000000	\$0000000

REDFIELD/JEFFERSON

07/92 THRU 06/93

	FILINGS	CNV	DISM	APPL	FINES ASSESSED	FINES COLLECTED	COSTS ASSESSED	COSTS COLLECTED
NEG HOM	000000	000000	000000	000000				
MISDEMEANOR	000000	000000	000000	000000				
	-----	-----	-----	-----				
	000000	000000	000000	000000	\$0000000	\$0000000	\$0000000	\$0000000
FELONIES	000000	000000	BOUND	OVER				
DWI 1	000002	000002	000000	000000	\$0000000	\$0000000	\$0000000	\$0000000
DWI 2	000000	000000	000000	000000	\$0000000	\$0000000	\$0000000	\$0000000
DWI 3	000000	000000	000000	000000	\$0000000	\$0000000	\$0000000	\$0000000
OTHER TRAFF	000426	000344	000006	000000	\$0027444	\$0022851	\$0010390	\$0007540
	-----	-----	-----	-----	-----	-----	-----	-----
	000428	000346	000006	000000	\$0027444	\$0022851	\$0010390	\$0007540
SMALL CLMS	000000	000000					\$0000000	\$0000000
OTHER CIVIL	000000	000000					\$0000000	\$0000000
	-----	-----					-----	-----
	000000	000000					\$0000000	\$0000000

ROSE BUD/WHITE 07/92 THRU 06/93

	FILINGS	CNV	DISM	APPL	FINES ASSESSED	FINES COLLECTED	COSTS ASSESSED	COSTS COLLECTED
NEG HOM	000000	000000	000000	000000				
MISDEMEANOR	000000	000000	000000	000000				
	000000	000000	000000	000000	\$0000000	\$0000000	\$0000000	\$0000000
FELONIES	000000	000000	BOUND	OVER				
DWI 1	000003	000002	000000	000000	\$0000794	\$0000769	\$0000611	\$0001056
DWI 2	000000	000000	000000	000000	\$0000000	\$0000000	\$0000000	\$0000000
DWI 3	000000	000000	000000	000000	\$0000000	\$0000000	\$0000000	\$0000000
OTHER TRAFF	000016	000015	000002	000000	\$0000493	\$0000853	\$0000417	\$0000857
	000019	000017	000002	000000	00001292	\$0001622	\$0001028	\$0001913
SMALL CLMS	000000	000000					\$0000000	\$0000000
OTHER CIVIL	000000	000000					\$0000000	\$0000000
	000000	000000					\$0000000	\$0000000

STAMPS/LAFAYETTE 07/92 THRU 06/93

	FILINGS	CNV	DISM	APPL	FINES ASSESSED	FINES COLLECTED	COSTS ASSESSED	COSTS COLLECTED
NEG HOM	000000	000000	000000	000000				
MISDEMEANOR	000179	000102	000045	000000				
	000179	000102	000045	000000	\$0009250	\$0007940	\$0003098	\$0004939
FELONIES	000000	000000	BOUND	OVER				
DWI 1	000013	000011	000000	000001	\$0002950	\$0003525	\$0003160	\$0003536
DWI 2	000002	000001	000000	000000	\$0000000	\$0000879	\$0000000	\$0001063
DWI 3	000000	000000	000000	000000	\$0000000	\$0000230	\$0000000	\$0000000
OTHER TRAFF	000418	000343	000044	000001	\$0005683	\$0015834	\$0002951	\$0015079
	000433	000355	000044	000002	00008633	\$0020518	\$0006111	\$0019678
SMALL CLMS	000000	000000					\$0000000	\$0000000
OTHER CIVIL	000000	000000					\$0000000	\$0000000
	000000	000000					\$0000000	\$0000000

STEPHENS/OUACHITA

07/92 THRU 06/93

	FILINGS	CNV	DISM	APPL	FINES ASSESSED	FINES COLLECTED	COSTS ASSESSED	COSTS COLLECTED
NEG HOM	000000	000000	000000	000000				
MISDEMEANOR	000023	000022	000001	000000				
	-----	-----	-----	-----				
	000023	000022	000001	000000	\$0002049	\$0001721	\$0000587	\$0000422
FELONIES	000000	000000	BOUND	OVER				
DWI 1	000000	000000	000000	000000	\$0000000	\$0000355	\$0000000	\$0000000
DWI 2	000000	000000	000000	000000	\$0000000	\$0000000	\$0000000	\$0000000
DWI 3	000000	000000	000000	000000	\$0000000	\$0000000	\$0000000	\$0000000
OTHER TRAFF	000137	000129	000008	000000	\$0007387	\$0007216	\$0003325	\$0003077
	-----	-----	-----	-----	-----	-----	-----	-----
	000137	000129	000008	000000	\$0007387	\$0007571	\$0003325	\$0003077
SMALL CLMS	000000	000000					\$0000000	\$0000000
OTHER CIVIL	000012	000012					\$0000956	\$0000878
	-----	-----					-----	-----
	000012	000012					\$0000956	\$0000878

SULPHUR SPRINGS/BENTON

07/92 THRU 06/93

	FILINGS	CNV	DISM	APPL	FINES ASSESSED	FINES COLLECTED	COSTS ASSESSED	COSTS COLLECTED
NEG HOM	000000	000000	000000	000000				
MISDEMEANOR	000006	000012	000003	000000				
	-----	-----	-----	-----				
	000006	000012	000003	000000	\$0000000	\$0001486	\$0000000	\$0000300
FELONIES	000000	000000	BOUND	OVER				
DWI 1	000010	000000	000000	000000	\$0000000	\$0000000	\$0000000	\$0000000
DWI 2	000001	000000	000000	000000	\$0000000	\$0000000	\$0000000	\$0000000
DWI 3	000000	000000	000000	000000	\$0000000	\$0000000	\$0000000	\$0000000
OTHER TRAFF	000063	000003	000002	000000	\$0000000	\$0000948	\$0000000	\$0000280
	-----	-----	-----	-----	-----	-----	-----	-----
	000074	000003	000002	000000	\$0000000	\$0000948	\$0000000	\$0000280
SMALL CLMS	000000	000000					\$0000000	\$0000000
OTHER CIVIL	000000	000000					\$0000000	\$0000000
	-----	-----					-----	-----
	000000	000000					\$0000000	\$0000000

SUMMIT/MARION

07/92 THRU 06/93

	FILINGS	CNV	DISM	APPL	FINES ASSESSED	FINES COLLECTED	COSTS ASSESSED	COSTS COLLECTED
NEG HOM	000000	000000	000000	000000				
MISDEMEANOR	000003	000000	000000	000000				
	-----	-----	-----	-----				
	000003	000000	000000	000000	\$0000926	\$0000337	\$0000195	\$0000195
FELONIES	000000	000000	BOUND	OVER				
DWI 1	000015	000004	000001	000000	\$0004509	\$0000240	\$0002992	\$0000476
DWI 2	000001	000000	000001	000000	\$0000000	\$0000000	\$0000000	\$0000000
DWI 3	000000	000000	000000	000000	\$0000000	\$0000000	\$0000000	\$0000000
OTHER TRAFF	000243	000109	000006	000014	\$0007096	\$0007718	\$0006237	\$0006118
	-----	-----	-----	-----				
	000259	000113	000008	000014	\$0011605	\$0007958	\$0009229	\$0006594
SMALL CLMS	000000	000000					\$0000000	\$0000000
OTHER CIVIL	000000	000000					\$0000000	\$0000000
	-----	-----					-----	-----
	000000	000000					\$0000000	\$0000000

SWIFTON/JACKSON

07/92 THRU 06/93

	FILINGS	CNV	DISM	APPL	FINES ASSESSED	FINES COLLECTED	COSTS ASSESSED	COSTS COLLECTED
NEG HOM	000000	000000	000000	000000				
MISDEMEANOR	000041	000025	000003	000000				
	-----	-----	-----	-----				
	000041	000025	000003	000000	\$0002314	\$0002146	\$0001535	\$0001354
FELONIES	000000	000000	BOUND	OVER				
DWI 1	000007	000010	000000	000000	\$0001800	\$0000600	\$0001995	\$0001130
DWI 2	000000	000000	000000	000000	\$0000000	\$0000000	\$0000000	\$0000000
DWI 3	000004	000000	000001	000000	\$0000000	\$0000000	\$0000000	\$0000000
OTHER TRAFF	000095	000048	000006	000000	\$0002382	\$0002661	\$0001770	\$0002118
	-----	-----	-----	-----				
	000106	000058	000007	000000	\$0004182	\$0003261	\$0003765	\$0003248
SMALL CLMS	000000	000000					\$0000000	\$0000000
OTHER CIVIL	000003	000000					\$0000000	\$0000000
	-----	-----					-----	-----
	000003	000000					\$0000000	\$0000000

TAYLOR/COLUMBIA

07/92 THRU 06/93

	FILINGS	CNV	DISM	APPL	FINES ASSESSED	FINES COLLECTED	COSTS ASSESSED	COSTS COLLECTED
NEG HOM	000000	000000	000000	000000				
MISDEMEANOR	000000	000000	000000	000000				
	000000	000000	000000	000000	\$0000000	\$0000000	\$0000000	\$0000000
FELONIES	000000	000000	BOUND	OVER				
DWI 1	000000	000000	000000	000000	\$0000000	\$0000000	\$0000000	\$0000000
DWI 2	000000	000000	000000	000000	\$0000000	\$0000000	\$0000000	\$0000000
DWI 3	000000	000000	000000	000000	\$0000000	\$0000000	\$0000000	\$0000000
OTHER TRAFF	000000	000000	000000	000000	\$0000000	\$0000000	\$0000000	\$0000000
	000000	000000	000000	000000	00000000	\$0000000	\$0000000	\$0000000
SMALL CLMS	000000	000000					\$0000000	\$0000000
OTHER CIVIL	000000	000000					\$0000000	\$0000000
	000000	000000					\$0000000	\$0000000

THORNTON/CALHOUN

07/92 THRU 06/93

	FILINGS	CNV	DISM	APPL	FINES ASSESSED	FINES COLLECTED	COSTS ASSESSED	COSTS COLLECTED
NEG HOM	000000	000000	000000	000000				
MISDEMEANOR	000000	000000	000000	000000				
	000000	000000	000000	000000	\$0000000	\$0000000	\$0000000	\$0000000
FELONIES	000000	000000	BOUND	OVER				
DWI 1	000000	000000	000000	000000	\$0000000	\$0000000	\$0000000	\$0000000
DWI 2	000000	000000	000000	000000	\$0000000	\$0000000	\$0000000	\$0000000
DWI 3	000000	000000	000000	000000	\$0000000	\$0000000	\$0000000	\$0000000
OTHER TRAFF	000000	000000	000000	000000	\$0000000	\$0000000	\$0000000	\$0000000
	000000	000000	000000	000000	00000000	\$0000000	\$0000000	\$0000000
SMALL CLMS	000000	000000					\$0000000	\$0000000
OTHER CIVIL	000000	000000					\$0000000	\$0000000
	000000	000000					\$0000000	\$0000000

TUCKERMAN/JACKSON 07/92 THRU 06/93

	FILINGS	CNV	DISM	APPL	FINES ASSESSED	FINES COLLECTED	COSTS ASSESSED	COSTS COLLECTED
NEG HOM	000000	000000	000000	000000				
MISDEMEANOR	000088	000000	000000	000000				
	000088	000000	000000	000000	\$0000000	\$0000000	\$0000000	\$0000000
FELONIES	000000	000000	BOUND	OVER				
DWI 1	000013	000000	000000	000000	\$0000000	\$0000000	\$0000000	\$0000000
DWI 2	000000	000000	000000	000000	\$0000000	\$0000000	\$0000000	\$0000000
DWI 3	000000	000000	000000	000000	\$0000000	\$0000000	\$0000000	\$0000000
OTHER TRAFF	000039	000000	000000	000000	\$0002648	\$00034269	\$00000000	\$00005337
	000052	000000	000000	000000	00002648	\$00034269	\$00000000	\$00005337
SMALL CLMS	000000	000000					\$00000000	\$00000000
OTHER CIVIL	000000	000000					\$00000000	\$00000000
	000000	000000					\$00000000	\$00000000

VILONIA/FAULKNER 07/92 THRU 06/93

	FILINGS	CNV	DISM	APPL	FINES ASSESSED	FINES COLLECTED	COSTS ASSESSED	COSTS COLLECTED
NEG HOM	000000	000000	000000	000000				
MISDEMEANOR	000010	000010	000000	000000				
	000010	000010	000000	000000	\$0000565	\$0000000	\$0000350	\$0000000
FELONIES	000000	000000	BOUND	OVER				
DWI 1	000001	000001	000000	000000	\$0000336	\$0000000	\$0000189	\$0000000
DWI 2	000000	000000	000000	000000	\$0000000	\$0000000	\$00000000	\$00000000
DWI 3	000000	000000	000000	000000	\$0000000	\$0000000	\$00000000	\$00000000
OTHER TRAFF	000017	000016	000001	000000	\$0000672	\$0000461	\$0000493	\$0000319
	000018	000017	000001	000000	00001008	\$0000461	\$0000682	\$0000319
SMALL CLMS	000000	000000					\$00000000	\$00000000
OTHER CIVIL	000000	000000					\$00000000	\$00000000
	000000	000000					\$00000000	\$00000000

WALDO/COLUMBIA

07/92 THRU 06/93

	FILINGS	CNV	DISM	APPL	FINES	FINES	COSTS	COSTS
					ASSESSED	COLLECTED	ASSESSED	COLLECTED
NEG HOM	000000	000000	000000	000000				
MISDEMEANOR	000000	000000	000000	000000				
	-----	-----	-----	-----				
	000000	000000	000000	000000	\$0000000	\$0000000	\$0000000	\$0000000
FELONIES	000000	000000	BOUND	OVER				
DWI 1	000008	000008	000000	000000	\$0004000	\$0000670	\$0002632	\$0002301
DWI 2	000001	000001	000000	000000	\$0000800	\$0000000	\$0000330	\$0000330
DWI 3	000000	000000	000000	000000	\$0000000	\$0000000	\$0000000	\$0000000
OTHER TRAFF	000000	000000	000000	000000	\$0010832	\$0009531	\$0008096	\$0007583
	-----	-----	-----	-----				
	000009	000009	000000	000000	00015632	\$0010201	\$0011058	\$0010214
SMALL CLMS	000000	000000					\$0000000	\$0000000
OTHER CIVIL	000000	000000					\$0000000	\$0000000
	-----	-----						
	000000	000000					\$0000000	\$0000000

WARD/LONOKE

07/92 THRU 06/93

	FILINGS	CNV	DISM	APPL	FINES	FINES	COSTS	COSTS
					ASSESSED	COLLECTED	ASSESSED	COLLECTED
NEG HOM	000000	000000	000000	000000				
MISDEMEANOR	000028	000001	000000	000001				
	-----	-----	-----	-----				
	000028	000001	000000	000001	\$0000922	\$0001394	\$0000561	\$0000554
FELONIES	000000	000000	BOUND	OVER				
DWI 1	000001	000000	000000	000000	\$0000333	\$0000558	\$0000292	\$0000565
DWI 2	000003	000000	000000	000000	\$0000000	\$0000460	\$0000000	\$0000454
DWI 3	000000	000000	000000	000000	\$0000000	\$0000000	\$0000000	\$0000000
OTHER TRAFF	000211	000000	000000	000004	\$0012669	\$0011905	\$0003861	\$0003788
	-----	-----	-----	-----				
	000215	000000	000000	000004	00013057	\$0012923	\$0004153	\$0004807
SMALL CLMS	000000	000000					\$0000000	\$0000000
OTHER CIVIL	000000	000000					\$0000000	\$0000000
	-----	-----						
	000000	000000					\$0000000	\$0000000

WHEATLEY/ST. FRANCIS

07/92 THRU 06/93

	FILINGS	CNV	DISM	APPL	FINES	FINES	COSTS	COSTS
					ASSESSED	COLLECTED	ASSESSED	COLLECTED
NEG HOM	000000	000000	000000	000000				
MISDEMEANOR	000001	000001	000000	000000				
	-----	-----	-----	-----				
	000001	000001	000000	000000	\$0000230	\$0000230	\$0000021	\$0000021
FELONIES	000000	000000	BOUND OVER					
DWI 1	000000	000000	000000	000000	\$0000000	\$0000000	\$0000000	\$0000000
DWI 2	000000	000000	000000	000000	\$0000000	\$0000000	\$0000000	\$0000000
DWI 3	000000	000000	000000	000000	\$0000000	\$0000000	\$0000000	\$0000000
OTHER TRAFF	000000	000000	000000	000000	\$0000000	\$0000000	\$0000000	\$0000000
	-----	-----	-----	-----				
	000000	000000	000000	000000	\$0000000	\$0000000	\$0000000	\$0000000
SMALL CLMS	000000	000000					\$0000000	\$0000000
OTHER CIVIL	000000	000000					\$0000000	\$0000000
	-----	-----						
	000000	000000					\$0000000	\$0000000

WILSON/MISSISSIPPI

07/92 THRU 06/93

	FILINGS	CNV	DISM	APPL	FINES	FINES	COSTS	COSTS
					ASSESSED	COLLECTED	ASSESSED	COLLECTED
NEG HOM	000000	000000	000000	000000				
MISDEMEANOR	000000	000000	000000	000000				
	-----	-----	-----	-----				
	000000	000000	000000	000000	\$0000000	\$0000000	\$0000000	\$0000000
FELONIES	000000	000000	BOUND OVER					
DWI 1	000000	000000	000000	000000	\$0000000	\$0000000	\$0000000	\$0000000
DWI 2	000000	000000	000000	000000	\$0000000	\$0000000	\$0000000	\$0000000
DWI 3	000000	000000	000000	000000	\$0000000	\$0000000	\$0000000	\$0000000
OTHER TRAFF	000000	000000	000000	000000	\$0000000	\$0000000	\$0000000	\$0000000
	-----	-----	-----	-----				
	000000	000000	000000	000000	\$0000000	\$0000000	\$0000000	\$0000000
SMALL CLMS	000000	000000					\$0000000	\$0000000
OTHER CIVIL	000000	000000					\$0000000	\$0000000
	-----	-----						
	000000	000000					\$0000000	\$0000000

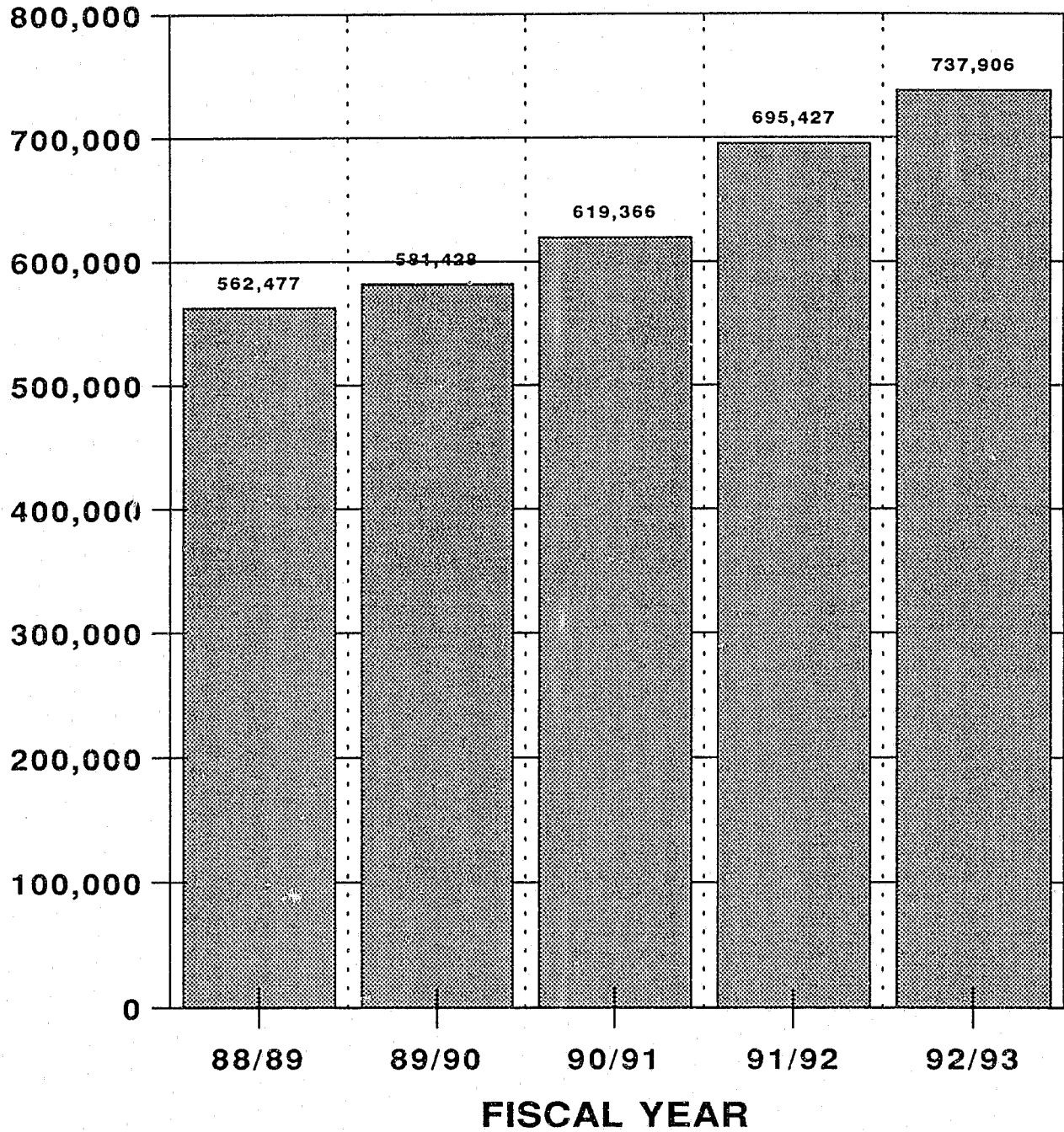
STATE TOTAL

07/92 THRU 06/93

	FILINGS	CNV	DISM	APPL	FINES ASSESSED	FINES COLLECTED	COSTS ASSESSED	COSTS COLLECTED
NEG HOM	000000	000000	000000	000000				
MISDEMEANOR	009032	003524	000933	000082				
	-----	-----	-----	-----				
	009032	003524	000933	000082	\$0337557	\$0223015	\$0168840	\$0122082
FELONIES	000000	00000	00000	00000	00000	00000	00000	00000
DWI 1	000954	000510	000059	000066	\$0233070	\$0141279	\$0194903	\$0119822
DWI 2	000210	000110	000017	000011	\$0092342	\$0031208	\$0040380	\$0017508
DWI 3	000052	000087	000008	000003	\$0045686	\$0011536	\$0011017	\$0006099
OTHER TRAFF	022370	011300	001310	000150	\$0390626	\$0729856	\$0641651	\$0566979
	-----	-----	-----	-----	-----	-----	-----	-----
	023586	012007	001394	000230	01261784	\$0913879	\$0887951	\$0710408
SMALL CLMS	000004	000004					\$0000040	\$0000030
OTHER CIVIL	000036	000020					\$0001914	\$0001418
	-----	-----					-----	-----
	000040	000024					\$0001954	\$0001448

MUNICIPAL COURT FILINGS

FY 88/89 - FY 92/93



MUNICIPAL AND CITY COURT STATEWIDE STATISTICS

<u>MUNICIPAL</u>	<u>Filed</u>	<u>Convicted*</u>	<u>Dismissed*</u>	<u>Appealed*</u>	<u>Fines/Costs Assessed</u>	<u>Fines/Costs Collected</u>
Criminal	242,605	133,706	41,347	2,694	\$18,784,467	\$9,208,705
D.W.I.	22,334	15,135	1,078	882	10,513,177	4,714,238
Other Traffic	<u>414,475</u>	<u>221,678</u>	<u>49,423</u>	<u>1,818</u>	<u>20,062,208</u>	<u>15,622,542</u>
SUB TOTAL	679,414	370,519	91,848	5,394	49,359,852	29,545,485
Civil	58,492	29,625			1,251,023	1,478,271
TOTAL	737,906	400,144	91,848	5,394	50,610,875	31,023,756
Felonies		11,973 Bound Over				
 <u>CITY</u>						
Criminal	9,032	3,524	933	82	506,397	334,097
D.W.I.	1,216	707	84	80	617,398	327,452
Other Traffic	<u>22,370</u>	<u>11,300</u>	<u>1,310</u>	<u>150</u>	<u>1,532,337</u>	<u>1,296,835</u>
SUB TOTAL	32,618	15,531	2,327	312	2,656,132	1,969,384
Civil	40	24			1,954	1,448
TOTAL	32,658	15,555	2,327	312	2,658,086	1,970,832
STATEWIDE TOTALS	770,564	415,699	94,175	5,706	53,268,961	32,994,588

* Due to the variety of dispositions in Limited Jurisdiction Courts, it is difficult to ascertain precise disposition figures.

Note: Biscoe, Clarendon, Dermott, Prescott and Salem Municipal Courts did not report for the 1992-1993 Fiscal Year. A total of 12 municipalities reported for a partial year.

MISCELLANEOUS



PUBLIC DEFENDERS'S REPORT

A. JUVENILE COURT

Number of Defendants Represented.....		<u>4,467</u>
Number and Nature of Offenses:		
Delinquency.....	<u>4,249</u>	
FINS.....	<u>839</u>	
Neglect.....	<u>211</u>	
Other.....	<u>29</u>	
Total Offenses.....	<u>5,328</u>	
Disposition of Offenses:		
Found Delinquent, etc.....	<u>1,911</u>	
Dismissed.....	<u>472</u>	
Number Relieved as Counsel.....	<u>103</u>	

B. MUNICIPAL COURT

Number of Defendants Represented.....		<u>13,429</u>
Number and Nature of Offenses:		
Felony.....	<u>8,309</u>	
D.W.I.	<u>2,049</u>	
Other Traffic.....	<u>3,477</u>	
Misdemeanors.....	<u>10,536</u>	
Total Offenses.....	<u>24,371</u>	
Disposition of Offenses:		
Felony: Probable Cause Not Found.....	<u>807</u>	
Reduced by Court to Misdemeanor.....	<u>1,397</u>	
Reduced to Misdemeanor - Pled Guilty.....	<u>1,084</u>	
Relieved as Counsel.....	<u>373</u>	
Misdemeanors:		
Guilty or Nolo Pleas.....	<u>4,122</u>	
Convictions.....	<u>4,550</u>	
Relieved as Counsel.....	<u>286</u>	
Total Dispositions.....	<u>12,619</u>	

C. CIRCUIT COURT

Number of Defendants Represented.....		<u>12,206</u>
Number and Nature of Offenses:		
Capital.....	<u>90</u>	
Felony.....	<u>16,178</u>	
Misdemeanors.....	<u>541</u>	
Total Offenses.....	<u>16,809</u>	
Felony: Convictions.....	<u>2,859</u>	
Pled Guilty.....	<u>6,541</u>	
Reduced to Misdemeanor.....	<u>380</u>	
Dismissed.....	<u>1,308</u>	
Relieved as Counsel.....	<u>909</u>	
Misdemeanor: Guilty or Nolo Pleas.....	<u>192</u>	
Convictions.....	<u>107</u>	
Dismissed.....	<u>48</u>	
Relieved as Counsel.....	<u>8</u>	

D. RESPONDENTS REPRESENTED IN PROBATE COURT:

Involuntary and Alcoholic Commitments.....		<u>2,088</u>
--	--	--------------

E. TOTAL DEFENDANTS REPRESENTED IN ALL COURTS.....

32,190

F. NUMBER OF CASES APPEALED TO CIRCUIT COURT..... 177

G. NUMBER OF CASES APPEALED TO STATE SUPREME COURT
AND COURT OF APPEALS..... 178

H. RULE 37 APPOINTMENTS..... 10

TABLE OF ASSIGNMENT OF JUDGES

<u>Judge</u>	<u>Date</u>	<u>Circuit</u>	<u>Assigned</u>	<u>Period</u>
Arnold, Dub	7/14/92	9th E	8th	As agreed
	10/13/92	9th E	18th W	As agreed
	11/23/92	9th E	7th	As agreed
	3/04/93	9th E	9th W	As agreed
	3/04/93	9th E	8th	As agreed
	4/15/93	9th E	4th	7/5-9/93
Brown, Thomas	2/18/93	11th W	11th E	2/18/93
Burnett, D.	7/13/92	2nd	4th	As agreed
	7/21/92	2nd	4th	As agreed
	9/03/92	2nd	4th	As agreed (2)
	9/17/92	2nd	4th	As agreed
	10/06/92	2nd	4th	As agreed (4)
	10/29/92	2nd	4th	As agreed (3)
	11/23/92	2nd	4th	As agreed (7)
	2/11/93	2nd	4th	As agreed
	3/31/93	2nd	11th W	As agreed
	4/01/93	2nd	4th	As agreed (2)
	4/01/93	2nd	4th	As agreed
	6/23/93	2nd	4th	As agreed (3)
	Capeheart, T.	10/16/92	9th W	18th W
11/10/92		9th W	8th	As agreed (2)
3/04/93		9th W	9th E	As agreed
3/04/93		9th W	9th E	As agreed
3/31/93		9th W	9th E	As agreed
3/31/93		9th W	9th E	As agreed
3/31/93		9th W	18th W	As agreed
Choate, S.	3/08/93	16th	3rd	As agreed
Cole, John	11/10/92	7th	11th E	As agreed
Crabtree, T.	9/08/92	19th	4th	As agreed
Davis, Fred	7/14/92	11th W	17th W	As agreed
	10/13/92	11th W	13th	As agreed

<u>Judge</u>	<u>Date</u>	<u>Circuit</u>	<u>Assigned</u>	<u>Period</u>
	10/15/92	11th W	10th	As agreed
	6/09/93	11th W	13th	As agreed
Dawson, L.	12/18/92	11th W	4th	As agreed
	1/06/93	11th W	11th W	As agreed (2)
	1/29/93	11th W	17th W	March, 93
	2/23/93	11th W	4th	5/17-21/93
	2/23/93	11th W	4th	6/01-11/93
	3/31/93	11th W	17th W	5/01-29/93
	4/01/93	11th W	7th	As agreed (2)
	4/01/93	11th W	9th E	As agreed
	4/08/93	11th W	4th	As agreed
	4/08/93	11th W	13th	As agreed
	4/13/93	11th W	19th	As agreed
	4/13/93	11th W	20th	As agreed
	4/13/93	11th W	9th	As agreed
	4/13/93	11th W	18th E	As agreed
	4/29/93	11th W	17th W	4/29/93
	5/13/93	11th W	17th W	August, 93
	6/24/93	11th W	7th	As agreed
	6/28/93	11th W	4th	As agreed
Eddy, Charles	9/17/92	15th	5th	As agreed
Edwards, R.	7/28/92	17th E	20th	As agreed
Ford, Gayle	11/06/92	18th W	15th	As agreed
Garner, C.	10/28/92	12th	4th	12/07/92
Griffin, Joe	8/17/92	8th	9th W	As agreed
	1/06/93	8th	9th W	As agreed
	4/16/93	8th	9th W	As agreed
Gunter, Jim	7/06/92	8th	15th	As agreed
	10/15/92	8th	18th E	As agreed
	1/08/93	8th	9th W	As agreed
	1/14/93	8th	9th E	As agreed
	2/12/93	8th	9th E	As agreed

<u>Judge</u>	<u>Date</u>	<u>Circuit</u>	<u>Assigned</u>	<u>Period</u>
	3/31/93	8th	9th E	As agreed
	6/18/93	8th	9th E	As agreed
Hannah, Jim	10/09/92	17th E	4th	As agreed
	11/23/92	17th E	1st	As agreed
	12/23/92	17th E	4th	As agreed
	6/23/93	17th E	16th	As agreed
Hanshaw, L.	9/17/92	17th W	4th	As agreed (2)
	11/10/92	17th W	2nd	As agreed
	3/04/93	17th W	20th	As agreed (3)
	6/28/93	17th W	2nd	As agreed
Hickman, D.	11/10/92	17th E	11th E	As agreed
Huffman, Don	12/08/92	19th	4th	As agreed
Jones, Edward	11/10/92	13th	10th	As agreed
Lessenberry	1/04/93	6th	1st	As agreed
	1/07/93	6th	17th W	2/08-11/93
	2/12/93	6th	6th	As agreed
	3/08/93	6th	13th	As agreed
	3/08/93	6th	7th	As agreed
	3/08/93	6th	13th	As agreed
	3/08/93	6th	4th	As agreed
	3/31/93	6th	17th W	As agreed
	3/31/93	6th	17th W	4/01-30/93
	5/13/93	6th	17th W	June, 93
Lineberger, J.	7/20/92	4th	6th	As agreed
	7/20/92	4th	11th E	As agreed
	8/20/92	4th	20th	As agreed
	10/01/92	4th	6th	As agreed
	10/13/92	4th	17th E	As agreed
	11/09/92	4th	14th	As agreed
	12/14/92	4th	14th	As agreed
	1/05/93	4th	18th E	As agreed
	1/07/93	4th	18th E	As agreed (2)

<u>Judge</u>	<u>Date</u>	<u>Circuit</u>	<u>Assigned</u>	<u>Period</u>
	1/11/93	4th	14th	1/11/93
	1/25/93	4th	18th E	As agreed (2)
	2/08/93	4th	8th	As agreed
	3/31/93	4th	14th	As agreed
	6/07/93	4th	11th W	As agreed (2)
McCorkindale	1/11/93	14th	4th	1/11/93
McNeil, Andy	8/21/92	20th	17th W	As agreed
	11/10/92	20th	17th E	As agreed
Parker, Olan	1/01/93	2nd	2nd	1/01-12/31/93
Purifoy, P.	6/21/93	8th	6th	As agreed
Reynolds, D.	3/03/93	20th	17th W	As agreed
Roberts, P.	1/13/93	10th	10th	As agreed
	1/15/93	10th	10th	1/01-12/31/93
Rogers, R.	8/24/92	11th E	6th	As agreed
	9/01/92	11th E	11th W	As agreed
	1/13/93	11th E	13th	As agreed
	5/17/93	11th E	11th W	As agreed
	6/23/93	11th E	11th W	As agreed
Shepherd, Bob	8/20/92	13th	9th E	10/6-9/92
Smith, Kim	5/18/93	4th	14th	As agreed
	6/24/93	4th	14th	As agreed
Storey, Wm	9/03/92	4th	4th	As agreed
	1/25/93	4th	19th	As agreed
Story, Ben	10/14/92	1st	11th W	As agreed
	12/14/92	1st	2nd	As agreed
Switzer, D.	7/13/92	18th E	18th W	As agreed
	8/20/92	18th E	9th E	10/5-9/92
	10/05/92	18th E	18th W	As agreed
Templeton, H.	2/22/93	2nd	1st	As agreed
VanAusdall, R.	10/06/92	2nd	1st	As agreed
Villines, W.	3/31/93	20th	14th	As agreed
Wilkinson, H.	1/01/93	1st	1st	1/01-12/31/93

COURT INTERPRETERS PROGRAM

Cases were held in the cities of Little Rock, North Little Rock, Sherwood, Jacksonville, Shannon Hills, Bentonville, Benton, Rogers, Morrilton, Fayetteville, Brinkley, Hot Springs, Ft. Smith, Perryville, Pine Bluff, Warren, Van Buren, El Dorado, Jonesboro, West Memphis, Lake City, Elkins, Bald Knob, Beebe, Arkadelphia, Searcy, Mayflower, Siloam Springs, Batesville, Harrison, Ash Flat, Conway and Cabot.

Cases were held in the counties of Pulaski, Saline, Faulkner, Benton, Washington, Sebastian, Crawford, Garland, Jefferson, Craighead, Hempstead, Carroll, Independence, Yell, White, Lincoln, Stone, Logan, St. Francis, Newton, Greene, Union, Boone, and Van Buren.

	Out of Town Cases	Local Cases
Federal	3	3
Chancery	27	18
Circuit	20	7
Juvenile	19	7
Municipal	68	51
Probate	1	0
Social Security	1	0
Parole Board	0	2
Prosecutors Office	<u>0</u>	<u>1</u>
Total Cases	139	89