

**United States
District Courts**

**Civil and Trials
Statistical Tables
Twelve Month Periods
Ending June 30
1970 - 1979**

146901

U.S. Department of Justice
National Institute of Justice

This document has been reproduced exactly as received from the person or organization originating it. Points of view or opinions stated in this document are those of the authors and do not necessarily represent the official position or policies of the National Institute of Justice.

Permission to reproduce this ~~copyrighted~~ material has been granted by
Public Domain/Administrative
Office of the U.S. Courts

to the National Criminal Justice Reference Service (NCJRS).

Further reproduction outside of the NCJRS system requires permission of the ~~copyright~~ owner.



Source:

**Annual Report of the Director of the
Administrative Office of the U.S. Courts
1970 - 1979**

146901

1426901

ADMINISTRATIVE OFFICE OF THE
UNITED STATES COURTS
WASHINGTON, D.C. 20544

WILLIAM E. FOLEY
DIRECTOR

JOSEPH F. SPANIOL, JR.
DEPUTY DIRECTOR

The civil caseload of the United States District Courts rose substantially during the decade of the 1970's. Toward the end of the decade, the Omnibus Judgeship Act of 1978 provided additional assistance to the district courts to partially absorb the increased workload and responsibilities. The new complement of judges, the increased services of U.S. magistrates, the addition of staff assistance to the district judge, and various administrative changes especially in the office of the clerk of court, allowed the district courts to increase the termination rate by 78.2 percent while filings increased by 77.1 percent. The actual level of pending cases rose by 91 percent whereas, on a per authorized judgeship basis, the increase was almost 49 percent.

Year	Filed	Terminated	Pending June 30
Actual Cases			
1970	87,321	80,435	93,207
1979	154,666	143,323	177,805
Percent Change ..	77.1	78.2	90.8
Cases Per Authorized Judgeship			
1970* . . .	218	201	232
1979** . . .	300	278	345
Percent Change ..	37.6	38.3	48.7

* 1970 - 401 authorized judgeships
** 1979 - 516 authorized judgeships

This volume contains the detail statistics which appear in the separate appendices of the Annual Report of the Director. This report provides most of the published civil data in one place and reduces the need to research the individual reports, some of which are in short supply.

This is the second 1970 decade report provided by the Statistical Analysis and Reports Division. The first one provided statistics on the workload of the U.S. courts of appeals. A third report, on the criminal caseload in U.S. district courts, is in process.



William E. Foley
Director

Table of Contents

Series	Page
Introduction	iii
C-1 Civil Cases Commenced, Terminated, and Pending by district	2
C-2 Civil Cases Commenced, by Basis of Jurisdiction and Nature of Suit	22
C-3 Civil Cases Commenced, by Nature of Suit and District	36
C-3a Civil Cases Pending, by Nature of Suit and District	84
C-4 Civil Cases Terminated, by Nature of Suit and Action Taken (Land Condemnation Cases Omitted)	128
C-4a Civil Cases Terminated, by District and Action Taken (Land Condemnation Cases Omitted)	144
C-5 Time Intervals from Filing to Disposition of Civil Cases Terminated, by District and Method of Disposition (Excludes Land Condemnation, Prisoner Petitions, and Deportation Reviews)	164
C-5a Time Intervals from Filing to Disposition of Civil Cases Terminated, by Nature of Suit and Method of Disposition (Excludes Land Condemnation, Prisoner Petitions, and Deportation Reviews)	184
C-5b Time Intervals from Filing to Disposition of Civil Cases Terminated by Nature of Suit and Method of Disposition (For Only Land Condemnation, Prisoner Petitions and Deportation Reviews)	197
C-6a Civil Cases Pending, by District and Length of Time Pending (Land Condemnation Cases Omitted)	206
C-6b Land Condemnation Cases Pending, by District and Length of Time Pending	234
C-7 Civil and Criminal Trials Completed, by District	260
C-8 Length of Civil and Criminal Trials Completed, by Nature of Suit or Offense	286
C-10 Time Intervals from Issue to Trial of Civil Cases in Which a Trial was Completed, by District	300

**UNITED STATES DISTRICT COURTS
CIVIL CASELOAD STATISTICS FOR THE DECADE OF THE 1970's**

The U.S. district courts witnessed a dramatic change in its workload during the ten year period from 1970 to 1979. Both civil and criminal case filings increased moderately during the early years of the decade. In 1972, however, criminal filings peaked at 49,054 cases filed and dropped thereafter, while civil cases continued rising slightly until a precipitous rise began in 1975 that brought a high of 154,666 filings in 1979. Compared to the 1970 level of civil filings, this was an increase of over 77 percent. Case dispositions also rose during this period, with more than 140,000 civil cases terminated in 1979 compared to just over 80,000 in 1970. With terminations constantly running at a slightly lower level than incoming cases, the volume of pending civil cases has risen 91 percent from 93,207 in 1970 to 177,805 in 1979.

The purpose of this report is to provide in a single reference source the basic statistical tables on the civil workload of the U.S. district courts which are contained in the Annual Report of the Director of the Administrative Office of the U.S. Courts. These tables, which present key information on the expanding civil caseload and on the efforts of the courts in handling the ever increasing number of civil filings, are identified as the "C" series of tables in the Annual Reports. The following explains the information that can be found in each table. All data are for the twelve month periods ended June 30.

Filings, Terminations and Pending Caseload

Table C-1. This series of tables presents data by district for filings, terminations, and pending caseload. These categories are further divided into United States and private civil actions.

Filings

Table C-2. Filings of civil actions are presented in these tables by basis of jurisdiction and nature of suit. The table shows national totals only.

Table C-3. This table presents filings for each U.S. district court by major nature of suit divided by U.S. and private actions.

Pending Caseload

Table C-3a. This table is comparable in format to the C-3 Table, but instead presents the number of cases pending on June 30 by nature of suit for each district court.

Table C-6a and C-6b. These two series contain information, by district, on the number of cases pending by length of time pending. Table C-6a excludes land condemnation cases which are shown separately in Table C-6b.

Terminations

Table C-4. This series of tables provides the number of civil dispositions nationally by nature of suit and type of court action taken in the disposition of the case. (Land condemnation cases are excluded.)

Table C-4a. This table, like the C-4, excludes land condemnation cases disposed of while presenting information on terminations by district and by action taken.

Tables C-5, C-5a, and C-5b. These three tables are median time interval tables which show the median time from filing to disposition for cases disposed of with and without court action. Table C-5 presents this information by district, excluding land condemnation cases. Table C-5a presents the median data by nature of suit, while Table C-5b shows three categories excluded from the C-5a table. These categories are land condemnation cases, prisoner petitions, and deportation reviews.

Trials

Table C-7. This table contains statistics on the number of civil and criminal trials completed in each district court. The information includes data on jury and non-jury trials for land condemnation and other civil cases and for criminal cases.

Table C-8. Trials, by nature of suit or offense and length of trials, are presented in this table.

Table C-10. This table includes data, by district, on median times from issue to trial of civil cases in which a trial was completed.

Statistics presented in this volume have been furnished by the Clerks of Court for each of the U.S. District Courts, primarily on statistical forms JS-5, JS-6, and JS-10. The data were compiled by the Statistical Analysis and Reports Division (SARD) with the assistance of the Division of Information Systems. Analyses of these data and additional detailed statistics are presented in individual Annual Reports. These reports can be obtained on a loan basis by writing to SARD. Some reports are also available on microfiche.

Comments and/or questions regarding any of the material contained in this volume may be made, preferably in writing, to:

Chief, Statistical Analysis and Reports Division
Administrative Office of the U.S. Courts
Washington, D.C. 20544

or by calling FTS 8-633-6094 or Area Code 202-633-6094.

**United States
District Courts**

**Civil and Trials
Statistical Tables**

**Twelve Month Periods Ending June 30
1970 - 1979**

**Source:
Annual Report of the Director of the
Administrative Office of the U.S. Courts
1970 - 1979**

TABLE C 1.—United States district courts. Civil cases commenced and terminated during the fiscal year ended June 30, 1970, by district

Circuit and district	Total civil cases				U.S. civil cases				Private civil cases			
	Pending July 1, 1969	Com-menced	Termi-nated	Pending June 30, 1970	Pending July 1, 1969	Com-menced	Termi-nated	Pending June 30, 1970	Pending July 1, 1969	Com-menced	Termi-nated	Pending June 30, 1970
Total all districts.....	86,321	87,321	80,435	93,207	19,267	24,965	23,767	20,465	67,054	62,356	56,668	72,742
District of Columbia.....	4,316	4,354	4,391	4,579	910	1,274	1,010	1,174	3,406	3,380	3,381	3,405
First circuit.....	2,983	3,160	2,468	3,685	504	794	641	657	2,479	2,366	1,817	3,028
Maine.....	105	198	161	142	22	59	47	34	83	139	114	108
Massachusetts.....	1,539	1,617	1,254	1,902	270	311	271	310	1,269	1,306	983	1,592
New Hampshire.....	154	148	153	149	22	26	36	12	122	122	117	157
Rhode Island.....	240	219	228	231	59	86	65	80	181	133	163	151
Puerto Rico.....	945	978	662	1,261	131	312	222	221	814	666	440	1,040
Second circuit.....	15,804	9,652	9,096	16,360	2,700	2,114	1,963	2,851	13,104	7,338	7,133	13,509
Connecticut.....	760	720	607	863	214	293	284	223	536	427	323	640
New York:												
Northern.....	566	470	511	534	210	121	142	189	356	358	369	345
Eastern.....	1,744	1,738	1,955	1,527	539	544	654	426	1,205	1,194	1,301	1,098
Southern.....	11,816	5,826	5,240	12,402	1,520	979	755	1,744	10,298	4,847	4,485	10,658
Western.....	594	556	449	701	197	144	112	229	397	412	337	472
Vermont.....	334	333	334	333	20	33	16	37	314	300	318	296
Third circuit.....	13,065	8,824	9,319	12,570	1,579	1,792	1,788	1,583	11,486	7,032	7,531	10,987
Delaware.....	302	192	195	299	48	47	38	57	254	145	157	242
New Jersey.....	1,845	1,687	1,434	2,068	426	574	489	511	1,419	1,113	945	1,587
Pennsylvania:												
Eastern.....	7,135	3,531	4,725	5,941	734	562	733	563	6,401	2,969	3,992	5,378
Middle.....	644	786	691	739	123	275	200	198	521	511	491	541
Western.....	2,288	1,574	1,522	2,340	242	327	326	243	2,046	1,247	1,196	2,097
Virgin Islands.....	851	1,064	752	1,153	6	7	2	11	845	1,047	750	1,142
Fourth circuit.....	5,998	7,292	6,303	6,987	1,557	2,001	1,818	1,740	4,441	5,291	4,485	5,247
Maryland.....	1,593	1,505	1,299	1,799	394	418	408	394	1,209	1,087	891	1,405
North Carolina:												
Eastern.....	315	505	383	437	97	144	124	117	218	361	259	320
Middle.....	227	294	233	288	60	98	92	66	167	196	141	222
Western.....	345	389	346	388	147	137	164	130	198	252	192	258
South Carolina.....	940	1,111	1,052	999	242	283	296	229	698	828	756	770
Virginia:												
Eastern.....	1,265	2,127	1,829	1,563	238	523	424	337	1,027	1,604	1,405	1,226
Western.....	322	512	436	398	71	142	101	112	251	370	335	286
West Virginia:												
Northern.....	348	301	278	371	69	56	50	75	279	245	228	293
Southern.....	643	548	447	744	249	200	169	280	394	348	278	464
Fifth circuit.....	15,349	19,536	17,698	17,187	3,449	5,643	5,595	3,497	11,900	13,893	12,103	13,690
Alabama:												
Northern.....	683	892	790	785	185	199	211	173	498	693	579	612
Middle.....	120	378	328	170	35	64	66	33	85	314	262	137
Southern.....	544	547	479	612	105	102	114	93	439	445	365	519
Florida:												
Northern.....	120	383	314	189	32	138	96	74	88	245	218	115
Middle.....	1,148	1,829	1,614	1,363	427	658	689	396	721	1,171	925	967
Southern.....	1,163	1,668	1,554	1,277	293	344	405	232	870	1,324	1,149	1,045
Georgia:												
Northern.....	870	1,249	1,175	944	193	552	539	206	677	697	636	738
Middle.....	186	343	282	247	42	104	77	69	144	239	205	178
Southern.....	348	443	370	421	84	145	121	108	264	298	240	313
Louisiana:												
Eastern.....	4,208	3,943	3,766	4,385	610	987	1,010	587	3,598	2,956	2,756	3,798
Western.....	1,127	1,045	940	1,232	170	263	226	197	957	782	704	1,035
Mississippi:												
Northern.....	286	358	351	293	100	92	118	74	186	266	233	219
Southern.....	417	591	525	483	128	163	160	131	289	428	365	362
Texas:												
Northern.....	908	1,450	1,289	1,069	284	414	413	285	624	1,036	876	784
Eastern.....	578	759	690	647	162	204	192	174	416	555	498	473
Southern.....	1,907	2,073	1,807	2,173	328	533	476	385	1,579	1,540	1,331	1,788
Western.....	547	1,242	1,098	691	254	655	655	254	293	587	443	437
Canal Zone.....	189	343	326	206	17	26	17	26	172	317	309	180

TABLE C 1.—United States district courts. Civil cases commenced and terminated during the fiscal year ended June 30, 1970, by district—Con.

Circuit and district	Total civil cases				U.S. civil cases				Private civil cases			
	Pending July 1, 1969	Com-menced	Termi-nated	Pending June 30, 1970	Pending July 1, 1969	Com-menced	Termi-nated	Pending June 30, 1970	Pending July 1, 1969	Com-menced	Termi-nated	Pending June 30, 1970
Sixth circuit.....	8,131	8,080	7,363	8,848	2,484	3,016	2,940	2,560	5,647	5,064	4,423	6,288
Kentucky:												
Eastern.....	661	512	468	715	385	241	213	413	276	271	246	302
Western.....	596	696	574	718	314	300	202	352	282	300	312	366
Michigan:												
Eastern.....	2,019	2,124	1,981	2,162	449	970	984	435	1,570	1,154	997	1,727
Western.....	364	413	418	359	80	113	126	67	284	300	292	292
Ohio:												
Northern.....	1,734	1,522	1,439	1,817	332	445	417	360	1,402	1,077	1,022	1,457
Southern.....	1,229	997	857	1,369	364	365	343	386	865	632	514	983
Tennessee:												
Eastern.....	556	864	855	565	215	237	310	142	341	627	545	423
Middle.....	540	418	329	629	240	185	146	279	300	223	183	350
Western.....	432	534	452	514	105	160	139	126	327	374	313	388
Seventh circuit.....	4,662	6,173	5,402	5,433	947	1,631	1,468	1,060	3,715	4,592	3,934	4,373
Illinois:												
Northern.....	1,857	2,804	2,530	2,131	333	630	592	371	1,524	2,174	1,938	1,760
Eastern.....	295	413	410	298	92	123	131	84	203	290	279	214
Southern.....	281	342	296	327	70	136	112	94	211	206	184	233
Indiana:												
Northern.....	689	650	608	731	83	137	125	95	606	513	483	630
Southern.....	819	968	828	950	161	241	236	166	649	727	592	784
Wisconsin:												
Eastern.....	523	645	510	658	144	207	181	170	379	438	329	488
Western.....	207	351	220	338	64	107	91	80	143	244	129	258
Eighth circuit.....	3,625	4,963	4,576	4,012	1,150	1,757	1,708	1,199	2,475	3,206	2,868	2,813
Arkansas:												
Eastern.....	384	551	426	509	135	133	108	160	249	418	318	349
Western.....	244	290	276	258	78	79	80	77	166	211	196	181
Iowa:												
Northern.....	131	196	149	178	33	54	44	43	98	142	105	135
Southern.....	274	283	251	306	85	100	86	99	189	183	165	207
Minnesota.....	705	921	933	693	163	295	281	167	562	626	652	526
Missouri:												
Eastern.....	351	657	600	408	91	209	208	92	260	448	392	316
Western.....	677	1,333	1,298	712	286	625	656	255	391	708	642	457
Nebraska.....	547	428	366	607	172	133	125	180	375	293	241	427
North Dakota.....	129	129	122	136	42	69	58	53	87	60	64	83
South Dakota.....	183	177	155	205	75	60	62	73	108	117	93	132
Ninth circuit.....	9,696	10,882	9,949	10,629	3,156	3,561	3,457	3,260	6,540	7,321	6,492	7,399
Alaska.....	303	247	256	294	128	116	123	121	175	131	133	173
Arizona.....	714	872	854	732	269	390	413	246	445	482	441	486
California:												
Northern.....	3,251	2,887	2,528	3,610	906	679	612	973	2,345	2,208	1,916	2,037
Eastern.....	746	669	627	788	351	200	203	348	395	469	424	440
Central.....	1,832	2,765	2,585	2,012	586	970	926	630	1,246	1,795	1,669	1,382
Southern.....	316	419	288	447	127	196	145	178	189	223	143	269
Hawaii.....	199	192	156	235	47	66	54	59	152	126	102	176
Idaho.....	196	225	217	204	77	106	106	77	119	119	111	127
Montana.....	272	275	265	282	96	105	87	114	176	170	178	168
Nevada.....	280	279	268	291	66	108	104	70	214	171	164	221
Oregon.....	598	799	794	603	170	216	260	135	419	593	534	468
Washington:												
Eastern.....	179	228	231	176	80	93	90	83	99	135	141	93
Western.....	636	862	767	781	237	314	330	221	449	548	437	560
Guam.....	124	163	113	174	7	2	4	5	117	161	109	169
Tenth circuit.....	2,692	4,105	3,880	2,917	831	1,432	1,379	894	1,861	2,673	2,501	2,033
Colorado.....	573	865	732	706	186	244	227	203	387	621	505	503
Kansas.....	764	954	924	784	230	384	405	209	524	570	519	575
New Mexico.....	293	484	423	354	93	179	172	100	200	305	251	254
Oklahoma:												
Northern.....	204	385	321	268	72	162	103	131	132	223	218	137
Eastern.....	140	277	259	158	57	76	63	70	83	201	196	88
Western.....	338	631	637	332	118	256	275	99	229	375	362	233
Utah.....	313	394	453	254	54	82	88	48	259	312	365	206
Wyoming.....	77	115	131	61	21	49	46	24	56	66	85	37

TABLE C1.—U.S. district courts. Civil cases commenced and terminated during the fiscal year ended June 30, 1971, by district

Circuit and district	Total civil cases				U.S. civil cases				Private civil cases			
	Pending July 1, 1970	Com-menced	Termi-nated	Pending June 30, 1971	Pending July 1, 1970	Com-menced	Termi-nated	Pending June 30, 1971	Pending July 1, 1970	Com-menced	Termi-nated	Pending June 30, 1971
Total all districts.....	93,207	93,396	86,563	100,040	20,465	25,086	24,859	20,692	72,742	68,310	61,704	79,348
District of Columbia.....	4,579	3,690	4,399	3,870	1,174	952	1,229	897	3,405	2,738	3,170	2,973
First circuit.....	3,685	4,490	3,034	5,131	657	896	703	850	3,028	3,584	2,331	4,281
Maine.....	142	244	215	171	34	75	70	39	108	169	145	132
Massachusetts.....	1,902	2,693	1,682	2,913	310	354	295	369	1,592	2,339	1,387	2,544
New Hampshire.....	149	200	132	217	12	44	31	25	137	156	101	192
Rhode Island.....	231	293	210	314	80	112	79	113	181	181	131	201
Puerto Rico.....	1,261	1,050	795	1,616	221	311	225	304	1,040	739	667	1,212
Second circuit.....	16,360	9,854	8,680	17,534	2,851	1,891	1,885	2,856	13,506	7,963	6,794	14,678
Connecticut.....	863	707	689	881	223	245	237	231	640	462	452	650
New York:												
Northern.....	534	541	409	666	189	136	85	240	345	405	324	426
Eastern.....	1,527	1,605	1,480	1,652	429	478	479	428	1,098	1,127	1,001	1,224
Southern.....	12,402	6,012	5,204	13,210	1,744	848	895	1,697	10,658	5,164	4,369	11,513
Western.....	701	645	548	798	229	143	144	228	472	502	404	570
Vermont.....	333	344	350	327	37	41	46	32	296	303	304	286
Third circuit.....	12,570	9,548	9,612	12,506	1,583	1,867	1,936	1,514	10,987	7,681	7,676	10,992
Delaware.....	299	273	223	349	57	69	59	67	242	204	164	282
New Jersey.....	2,098	1,871	1,800	2,169	511	633	635	509	1,587	1,238	1,165	1,660
Pennsylvania:												
Eastern.....	5,941	3,966	4,054	5,853	563	601	616	548	5,378	3,365	3,438	5,305
Middle.....	739	801	826	714	198	244	289	153	541	557	637	561
Western.....	2,340	1,469	1,894	1,915	243	303	327	219	2,097	1,166	1,567	1,696
Virgin Islands.....	1,153	1,188	815	1,503	11	17	10	18	1,142	1,151	805	1,488
Fourth circuit.....	6,987	7,452	7,122	7,317	1,740	2,073	2,032	1,781	5,247	5,379	5,090	5,535
Maryland.....	1,799	1,507	1,426	1,880	394	426	451	369	1,405	1,081	975	1,511
North Carolina:												
Eastern.....	437	505	488	454	117	159	153	123	320	346	335	331
Middle.....	288	309	314	283	66	102	94	74	222	207	220	209
Western.....	398	377	419	346	130	122	152	100	258	255	267	245
South Carolina.....	999	1,269	1,163	1,105	229	383	306	306	770	886	857	799
Virginia:												
Eastern.....	1,563	2,150	2,004	1,709	337	508	501	344	1,226	1,642	1,503	1,365
Western.....	398	551	573	376	112	135	151	96	286	416	422	280
West Virginia:												
Northern.....	371	235	258	348	75	65	64	76	296	170	194	272
Southern.....	744	549	477	816	280	173	160	293	464	376	317	523
Fifth circuit.....	17,187	21,657	19,919	18,925	3,497	5,749	5,725	3,521	18,690	18,998	14,134	15,404
Alabama:												
Northern.....	785	1,004	914	965	173	246	214	205	612	848	700	760
Middle.....	170	414	375	209	33	97	86	44	137	317	289	165
Southern.....	612	645	593	664	93	99	100	92	519	546	493	572
Florida:												
Northern.....	189	349	384	154	74	142	145	71	115	207	239	83
Middle.....	1,363	1,961	1,916	1,408	399	786	829	353	967	1,175	1,087	1,055
Southern.....	1,277	1,951	1,954	1,274	232	392	394	230	1,045	1,559	1,560	1,044
Georgia:												
Northern.....	944	1,630	1,517	1,057	206	731	711	226	738	899	806	831
Middle.....	247	378	369	266	69	133	115	87	178	245	244	179
Southern.....	421	390	437	374	108	105	136	77	313	285	301	297
Louisiana:												
Eastern.....	4,386	4,140	3,641	4,884	587	647	816	418	3,798	3,493	2,825	4,466
Western.....	1,232	1,113	1,061	1,284	197	301	236	282	1,035	812	825	1,022
Mississippi:												
Northern.....	293	435	339	339	74	145	90	129	219	290	249	260
Southern.....	483	680	607	556	131	193	150	174	352	487	457	382
Texas:												
Northern.....	1,069	1,790	1,578	1,281	285	506	458	333	784	1,284	1,120	948
Eastern.....	647	1,038	803	832	174	234	204	204	473	804	599	678
Southern.....	2,173	2,144	1,912	2,405	385	443	456	372	1,788	1,701	1,466	2,033
Western.....	691	1,145	1,186	650	254	522	567	209	437	623	619	441
Canal Zone.....	206	360	343	223	26	27	18	35	180	333	325	188

TABLE C 1.—U.S. district courts. Civil cases commenced and terminated during the fiscal year ended June 30, 1971, by district—Continued

Circuit and district	Total civil cases				U.S. civil cases				Private civil cases			
	Pending July 1, 1970	Com-menced	Termi-nated	Pending June 30, 1971	Pending July 1, 1970	Com-menced	Termi-nated	Pending June 30, 1971	Pending July 1, 1970	Com-menced	Termi-nated	Pending June 30, 1971
Sixth circuit.....	8,848	8,348	7,512	9,684	2,590	2,029	2,607	2,582	6,288	5,719	4,905	7,102
Kentucky:												
Eastern.....	715	516	437	794	413	260	193	480	302	256	244	314
Western.....	718	580	526	672	352	233	288	297	366	347	338	375
Michigan:												
Eastern.....	2,182	1,840	1,604	2,398	435	507	503	430	1,727	1,333	1,101	1,059
Western.....	369	520	383	496	67	174	116	125	292	346	267	371
Ohio:												
Northern.....	1,917	1,646	1,331	2,132	360	433	443	350	1,457	1,213	888	1,782
Southern.....	1,369	1,037	935	1,521	386	419	405	400	983	668	530	1,121
Tennessee:												
Eastern.....	565	1,046	1,015	596	142	253	241	154	423	793	774	442
Middle.....	629	512	505	536	279	201	244	236	350	311	361	300
Western.....	514	601	578	539	126	149	174	101	388	452	402	438
Seventh circuit.....	5,433	7,045	6,315	6,163	1,060	1,756	1,590	1,226	4,373	5,289	4,725	4,937
Illinois:												
Northern.....	2,131	3,408	3,161	2,378	371	738	691	418	1,760	2,670	2,470	1,960
Eastern.....	298	405	378	325	84	138	121	101	214	267	257	224
Southern.....	327	378	343	362	94	125	122	97	233	253	221	205
Indiana:												
Northern.....	731	745	590	886	95	178	108	165	636	567	482	721
Southern.....	950	977	892	1,035	166	264	231	189	784	723	661	846
Wisconsin:												
Eastern.....	658	700	656	708	170	217	223	164	488	483	427	544
Western.....	338	432	301	469	80	106	94	92	258	326	207	377
Eighth circuit.....	4,012	5,551	5,374	4,189	1,109	1,927	1,930	1,196	2,813	3,624	3,444	2,993
Arkansas:												
Eastern.....	509	518	527	500	160	106	129	137	349	412	398	363
Western.....	258	291	293	256	77	93	82	88	181	198	211	168
Iowa:												
Northern.....	178	190	207	161	43	62	62	33	135	138	145	128
Southern.....	306	343	323	321	99	99	125	73	207	244	203	248
Minnesota.....	893	1,108	936	865	167	324	288	203	526	784	648	662
Missouri:												
Eastern.....	408	870	793	485	92	267	243	106	316	613	550	379
Western.....	712	1,348	1,388	672	255	679	666	268	457	669	722	404
Nebraska.....	607	558	546	619	180	167	166	181	427	391	380	438
North Dakota.....	136	138	149	125	53	72	84	41	83	66	65	84
South Dakota.....	205	187	207	185	73	78	85	66	132	109	122	119
Ninth circuit.....	10,629	11,312	10,495	11,445	3,260	3,673	3,641	3,292	7,369	7,639	6,854	8,154
Alaska.....	294	224	228	290	121	87	110	98	173	137	118	192
Arizona.....	732	884	791	825	246	356	358	274	486	498	433	551
California:												
Northern.....	3,610	2,726	2,653	3,483	973	726	723	976	2,637	2,000	1,930	2,707
Eastern.....	788	653	646	795	348	210	200	368	440	443	446	437
Central.....	2,012	3,046	2,735	2,323	630	951	953	628	1,382	2,095	1,782	1,695
Southern.....	447	456	469	434	178	201	224	155	289	255	245	279
Hawaii.....	235	169	175	229	59	55	65	49	176	114	110	180
Idaho.....	204	195	192	207	77	79	79	77	127	116	113	130
Montana.....	282	295	261	316	114	112	92	184	168	183	169	182
Nevada.....	291	351	316	326	70	137	129	78	221	214	187	248
Oregon.....	603	938	836	705	135	215	226	124	468	723	610	581
Washington:												
Eastern.....	176	240	206	210	83	113	101	95	93	127	105	115
Western.....	781	939	881	869	221	306	377	240	560	573	504	629
Guam.....	174	166	106	234	5	6	4	6	169	161	102	228
Tenth circuit.....	2,917	4,489	4,101	3,275	884	1,673	1,580	977	2,033	2,756	2,521	2,398
Colorado.....	706	849	772	788	203	288	242	219	503	591	530	564
Kansas.....	784	1,220	1,020	964	209	570	520	269	875	650	500	725
New Mexico.....	354	429	492	291	100	141	173	68	254	288	319	223
Oklahoma:												
Northern.....	268	445	344	369	131	217	123	220	137	228	216	149
Eastern.....	158	273	295	136	70	83	69	64	88	190	206	72
Western.....	332	734	737	329	99	285	282	82	233	469	455	247
Utah.....	254	355	337	302	48	97	97	48	206	288	240	254
Wyoming.....	61	124	104	81	24	42	49	17	37	82	55	64

TABLE C 1.—U.S. district courts. Civil cases commenced and terminated during the fiscal year ending June 30, 1972

Circuit and district	Total civil cases				U.S. civil cases				Private civil cases			
	Pending July 1, 1971	Com-menced	Termi-nated	Pending June 30, 1972	Pending July 1, 1971	Com-menced	Termi-nated	Pending June 30, 1972	Pending July 1, 1971	Com-menced	Termi-nated	Pending June 30, 1972
Total all districts.....	100,040	96,173	95,181	101,032	20,692	26,729	26,116	21,305	79,348	69,444	69,065	79,727
District of Columbia.....	3,870	3,037	3,745	3,162	897	1,031	1,054	874	2,973	2,006	2,691	2,283
First Circuit.....	5,131	6,038	4,080	7,089	850	1,030	872	1,008	4,281	5,008	3,208	6,081
Maine.....	171	237	208	200	89	74	63	50	132	163	145	150
Massachusetts.....	2,913	4,081	2,286	4,708	369	410	335	414	2,544	3,671	1,921	4,294
New Hampshire.....	217	279	253	243	25	38	45	18	192	241	208	225
Rhode Island.....	314	312	265	361	113	126	102	137	201	186	163	224
Puerto Rico.....	1,516	1,129	1,068	1,577	304	382	297	389	1,212	747	771	1,188
Second Circuit.....	17,534	9,891	9,344	18,081	2,856	1,976	1,931	2,901	14,678	7,915	7,413	15,180
Connecticut.....	881	758	656	953	231	260	252	239	650	498	404	744
New York:												
Northern.....	666	625	612	679	240	158	167	231	426	467	445	448
Eastern.....	1,652	1,799	1,578	1,873	428	550	482	496	1,224	1,249	1,096	1,377
Southern.....	13,210	5,766	5,631	13,845	1,697	820	871	1,646	11,513	4,946	4,760	11,699
Western.....	798	648	609	837	228	145	124	245	670	503	485	588
Vermont.....	327	295	258	364	32	43	35	40	295	252	223	324
Third Circuit.....	12,506	8,978	9,772	11,712	1,514	2,019	1,838	1,695	10,992	6,959	7,934	10,017
Delaware.....	349	278	277	350	67	92	83	76	282	186	194	274
New Jersey.....	2,169	2,168	1,928	2,409	509	806	648	667	1,660	1,362	1,280	1,742
Pennsylvania:												
Eastern.....	5,853	2,949	3,823	4,979	548	515	502	501	5,305	2,434	3,261	4,478
Middle.....	714	774	737	751	153	269	222	200	561	505	515	651
Western.....	1,915	1,274	1,826	1,363	219	318	315	222	1,696	956	1,511	1,141
Virgin Islands.....	1,506	1,535	1,181	1,860	18	19	8	29	1,488	1,516	1,173	1,831
Fourth Circuit.....	7,317	7,866	8,343	6,840	1,781	2,177	2,241	1,717	5,536	5,689	6,102	5,123
Maryland.....	1,880	1,483	1,762	1,601	369	462	521	310	1,511	1,021	1,241	1,291
North Carolina:												
Eastern.....	454	530	574	410	123	142	156	109	331	388	418	301
Middle.....	283	345	345	283	74	87	93	68	209	258	252	215
Western.....	346	423	484	285	100	124	167	57	246	299	317	228
South Carolina.....	1,105	1,439	1,354	1,190	306	434	376	364	799	1,005	978	826
Virginia:												
Eastern.....	1,709	2,077	2,474	1,312	344	462	552	254	1,365	1,615	1,922	1,058
Western.....	376	716	617	475	96	186	153	129	280	530	464	346
West Virginia:												
Northern.....	348	259	244	363	76	53	56	73	272	206	188	290
Southern.....	816	594	489	921	293	227	167	353	523	367	322	568
Fifth Circuit.....	18,925	22,380	22,478	18,827	3,521	6,164	5,967	3,718	15,404	16,216	16,511	15,109
Alabama:												
Northern.....	965	1,212	1,186	991	205	282	286	201	760	930	900	790
Middle.....	209	502	487	224	44	141	135	50	165	361	352	174
Southern.....	664	505	691	478	92	84	112	64	572	421	579	414
Florida:												
Northern.....	154	381	384	151	71	151	170	52	83	230	214	99
Middle.....	1,408	2,036	1,913	1,531	353	776	735	394	1,055	1,260	1,178	1,137
Southern.....	1,274	1,928	2,285	917	230	389	482	137	1,044	1,539	1,803	780
Georgia:												
Northern.....	1,057	1,753	1,679	1,131	226	734	671	289	831	1,019	1,008	842
Middle.....	266	401	378	289	87	110	125	72	179	291	253	217
Southern.....	374	390	435	329	77	104	117	64	297	286	318	265
Louisiana:												
Eastern.....	4,449	3,697	3,916	4,230	369	528	748	449	4,080	2,869	3,168	3,781
Middle.....	435	386	358	463	49	99	68	80	386	287	290	383
Western.....	1,284	1,132	1,026	1,390	262	292	253	301	1,022	840	773	1,089
Mississippi:												
Northern.....	389	406	459	336	129	93	134	88	260	313	325	248
Southern.....	556	727	677	606	174	213	215	172	382	514	462	434
Texas:												
Northern.....	1,281	1,962	1,810	1,433	333	566	479	420	948	1,396	1,331	1,013
Eastern.....	862	958	989	851	204	266	257	213	678	692	732	638
Southern.....	2,405	2,384	2,305	2,484	372	472	451	393	2,033	1,912	1,854	2,091
Western.....	650	1,203	1,135	718	209	524	496	237	441	679	639	481
Canal Zone.....	223	417	365	275	35	40	33	42	188	377	332	233

TABLE C 1.—U.S. district courts. Civil cases commenced and terminated during the fiscal year ending June 30, 1972—Continued

Circuit and district	Total civil cases				U.S. civil cases				Private civil cases			
	Pending July 1, 1971	Com-menced	Termi-nated	Pending June 30, 1972	Pending July 1, 1971	Com-menced	Termi-nated	Pending June 30, 1972	Pending July 1, 1971	Com-menced	Termi-nated	Pending June 30, 1972
Sixth Circuit	9,694	8,574	9,059	9,199	2,582	2,788	2,782	2,588	7,102	5,786	6,277	6,611
Kentucky:												
Eastern.....	794	586	425	935	480	320	208	592	314	266	217	383
Western.....	672	625	604	693	297	183	230	250	375	442	374	443
Michigan:												
Eastern.....	2,398	1,932	2,242	2,088	439	580	678	341	1,959	1,352	1,564	1,747
Western.....	496	647	475	668	125	180	139	166	371	467	336	502
Ohio:												
Northern.....	2,132	1,713	1,878	1,967	350	515	463	402	1,782	1,198	1,415	1,585
Southern.....	1,521	1,089	1,373	1,237	400	425	479	346	1,121	664	894	891
Tennessee:												
Eastern.....	596	907	927	576	154	225	243	136	442	662	684	440
Middle.....	576	489	549	476	236	153	168	221	300	326	281	255
Western.....	579	586	598	539	101	207	174	134	428	379	412	405
Seventh Circuit	6,163	7,038	6,565	6,616	1,226	1,752	1,659	1,319	4,937	5,266	4,906	5,297
Illinois:												
Northern.....	2,378	3,238	3,066	2,556	418	687	652	453	1,960	2,551	2,408	2,103
Eastern.....	325	517	471	371	101	212	222	91	224	205	249	280
Southern.....	382	340	372	350	97	120	130	87	265	220	242	243
Indiana:												
Northern.....	886	722	721	887	165	201	173	193	721	521	548	694
Southern.....	1,035	976	922	1,089	189	283	242	230	846	693	680	859
Wisconsin:												
Eastern.....	708	744	655	797	164	172	170	166	544	572	485	631
Western.....	406	481	364	586	92	77	70	99	377	404	204	487
Eighth Circuit	4,189	6,117	5,617	4,689	1,196	2,089	1,997	1,288	2,993	4,028	3,620	3,401
Arkansas:												
Eastern.....	500	653	609	544	137	120	138	119	363	533	471	425
Western.....	256	280	299	237	88	83	82	89	168	197	217	148
Iowa:												
Northern.....	161	214	185	190	33	71	62	42	128	143	123	148
Southern.....	321	413	304	433	73	127	97	103	248	286	207	327
Minnesota:												
.....	865	1,210	1,072	1,003	203	372	354	221	662	838	718	782
Missouri:												
Eastern.....	485	968	963	520	106	331	303	134	379	637	630	386
Western.....	672	1,355	1,186	841	268	631	571	328	404	724	615	513
Nebraska:												
.....	619	621	671	599	181	178	232	127	438	443	439	442
North Dakota:												
.....	125	189	162	152	41	103	80	64	84	86	82	88
South Dakota:												
.....	185	214	196	203	66	73	78	61	119	141	118	142
Ninth Circuit	11,446	11,647	11,674	11,419	3,292	4,019	4,145	3,166	8,154	7,628	7,529	8,253
Alaska:												
.....	290	273	254	309	98	135	113	120	192	138	141	189
Arizona:												
.....	825	874	845	854	274	445	406	313	551	429	439	541
California:												
Northern.....	3,653	2,500	3,061	3,122	976	608	903	681	2,707	1,892	2,158	2,441
Eastern.....	795	648	649	794	358	237	234	361	437	411	415	433
Central.....	2,323	3,084	2,955	2,452	628	1,019	1,039	608	1,695	2,065	1,916	1,844
Southern.....	434	564	588	410	155	280	254	181	279	284	334	229
Hawaii:												
.....	229	217	187	259	49	65	58	56	180	152	129	203
Idaho:												
.....	207	228	190	245	77	79	73	83	130	149	117	162
Montana:												
.....	316	328	345	299	134	130	160	104	182	198	185	195
Nevada:												
.....	326	386	339	373	78	121	116	83	248	265	223	290
Oregon:												
.....	705	987	833	659	124	299	231	192	581	688	602	667
Washington:												
Eastern.....	210	267	277	200	95	135	140	90	115	132	137	110
Western.....	869	1,091	972	988	240	458	412	286	629	633	560	702
Guam:												
.....	234	200	179	255	6	8	6	8	228	102	173	247
Tenth Circuit	3,275	4,627	4,504	3,898	977	1,684	1,630	1,031	2,298	2,943	2,874	2,367
Colorado:												
.....	783	902	903	782	219	272	279	212	564	630	624	570
Kansas:												
.....	984	1,034	1,121	897	269	483	507	245	725	851	614	662
New Mexico:												
.....	291	578	528	341	68	188	164	92	223	388	362	249
Oklahoma:												
Northern.....	369	423	413	379	220	178	174	224	149	245	239	155
Eastern.....	136	284	293	127	64	74	86	52	72	210	207	75
Western.....	359	881	763	447	82	343	291	134	247	538	472	313
Utah:												
.....	302	393	355	340	48	104	86	66	254	289	269	274
Wyoming:												
.....	81	134	130	85	17	42	43	16	64	92	87	69

¹ The Middle District of Louisiana was created by P.L. 92-206, approved December 18, 1971, and effective April 16, 1972. Data is presented for this new district for the entire fiscal year.

TABLE C-1.—U.S. district courts. Civil cases commenced and terminated during the fiscal year ending June 30, 1973

Circuit and district	Total civil cases				U.S. civil cases				Private civil cases			
	Pending July 1, 1972	Com-menced	Termi-nated	Pending June 30, 1973	Pending July 1, 1972	Com-menced	Termi-nated	Pending June 30, 1973	Pending July 1, 1972	Com-menced	Termi-nated	Pending June 30, 1973
Total all districts.....	101,032	98,560	98,259	101,333	21,305	27,484	27,347	21,442	79,727	71,076	70,912	79,891
District of Columbia.....	3,162	2,811	3,502	2,471	874	1,308	1,241	941	2,288	1,503	2,261	1,530
First circuit.....	7,039	6,039	3,663	9,515	1,008	1,081	896	1,193	6,081	5,008	2,767	8,322
Maine.....	200	220	233	187	50	71	70	51	150	149	163	136
Massachusetts.....	4,793	4,091	1,831	6,968	414	383	257	540	4,294	3,708	1,574	6,428
New Hampshire.....	243	293	282	254	18	68	59	27	225	225	223	227
Rhode Island.....	361	293	326	328	137	105	149	93	224	183	177	235
Puerto Rico.....	1,577	1,192	991	1,778	389	454	361	482	1,188	738	630	1,296
Second circuit.....	18,031	9,940	12,503	15,518	2,901	2,029	2,320	2,610	15,180	7,911	10,183	12,908
Connecticut.....	983	853	811	1,025	239	267	289	217	744	586	522	808
New York:												
Northern.....	679	575	585	669	231	145	182	214	448	430	423	455
Eastern.....	1,873	1,850	1,618	2,105	496	556	488	564	1,377	1,294	1,130	1,541
Southern.....	13,345	5,680	8,429	10,596	1,646	835	1,134	1,347	11,699	4,845	7,295	9,249
Western.....	837	644	664	817	249	162	192	219	588	482	472	598
Vermont.....	364	338	396	306	49	64	55	49	324	274	341	267
Third circuit.....	11,712	8,659	9,211	11,160	1,695	1,889	1,851	1,713	10,017	6,790	7,380	9,447
Delaware.....	350	308	264	294	76	101	92	85	274	207	172	309
New Jersey.....	2,409	1,895	1,703	2,601	667	640	570	737	1,742	1,255	1,133	1,884
Pennsylvania:												
Eastern.....	4,979	2,890	3,566	4,303	501	520	522	499	4,478	2,370	3,044	3,804
Middle.....	751	732	852	631	200	282	314	108	551	450	538	463
Western.....	1,363	1,271	1,434	1,200	222	317	338	201	1,141	954	1,096	999
Virgin Islands.....	1,860	1,563	1,392	2,031	29	9	15	23	1,831	1,554	1,377	2,008
Fourth circuit.....	6,840	8,034	8,580	6,364	1,717	2,303	2,348	1,672	5,123	5,781	6,212	4,692
Maryland.....	1,601	1,373	1,631	1,343	310	380	433	257	1,291	993	1,198	1,086
North Carolina:												
Eastern.....	410	617	585	442	109	128	117	120	301	489	468	322
Middle.....	283	387	323	347	68	84	71	81	215	303	252	266
Western.....	285	540	568	266	57	138	139	56	228	411	429	210
South Carolina.....	1,190	1,614	1,712	1,092	364	607	580	391	826	1,007	1,132	701
Virginia:												
Eastern.....	1,312	1,867	2,154	1,025	254	424	412	266	1,358	1,443	1,742	759
Western.....	475	609	638	446	129	199	171	127	346	440	467	319
West Virginia:												
Northern.....	363	291	250	404	73	59	55	77	290	232	195	327
Southern.....	921	777	699	999	353	314	370	297	568	463	329	702
Fifth circuit.....	16,827	23,167	23,111	18,883	3,718	5,903	6,146	3,475	15,109	17,264	16,965	15,403
Alabama:												
Northern.....	991	1,192	1,150	1,333	201	257	267	191	790	935	883	842
Middle.....	224	525	541	208	50	94	103	41	174	431	438	167
Southern.....	478	523	673	328	64	87	103	43	414	436	565	285
Florida:												
Northern.....	151	439	368	222	52	159	131	80	99	280	237	142
Middle.....	1,531	2,036	1,942	1,625	394	538	582	350	1,137	1,498	1,360	1,275
Southern.....	917	2,168	2,142	943	137	559	520	176	730	1,609	1,622	767
Georgia:												
Northern.....	1,131	2,032	1,842	1,321	289	756	789	256	842	1,276	1,053	1,065
Middle.....	289	416	403	302	72	106	103	75	217	310	300	227
Southern.....	329	440	395	374	64	113	96	81	265	327	299	293
Louisiana:												
Eastern.....	4,230	3,517	4,168	3,579	449	708	855	302	3,781	2,809	3,313	3,277
Middle.....	463	358	455	396	80	62	85	57	383	296	370	309
Western.....	1,390	1,114	1,346	1,158	301	312	396	217	1,089	802	950	941
Mississippi:												
Northern.....	336	474	388	422	88	86	84	90	248	388	304	332
Southern.....	606	784	781	609	172	262	289	145	434	522	492	464
Texas:												
Northern.....	1,433	2,148	1,986	1,595	420	532	551	401	1,013	1,616	1,435	1,194
Eastern.....	851	917	966	802	213	239	233	219	638	678	733	583
Southern.....	2,484	2,496	2,199	2,781	393	557	513	437	2,091	1,939	1,686	2,344
Western.....	718	1,188	1,002	904	237	453	422	268	481	735	550	636
Canal Zone.....	275	400	364	311	42	23	19	46	233	377	345	265

TABLE C-1.—U.S. district courts. Civil cases commenced and terminated during the fiscal year ending June 30, 1973—Continued

Circuit and district	Total civil cases			U.S. civil cases				Private civil cases				
	Pending July 1, 1972	Com-menced	Termi-nated	Pending June 30, 1973	Pending July 1, 1972	Com-menced	Termi-nated	Pending June 30, 1973	Pending July 1, 1972	Com-menced	Termi-nated	Pending June 30, 1973
Sixth circuit.....	9,199	9,037	9,082	9,154	2,588	2,882	2,971	2,499	6,611	6,155	6,111	6,655
Kentucky:												
Eastern.....	955	660	612	1,003	592	340	371	561	363	320	221	442
Western.....	693	694	724	663	250	225	264	211	443	469	460	452
Michigan:												
Eastern.....	2,088	2,021	2,113	1,998	341	590	560	371	1,747	1,431	1,553	1,625
Western.....	668	616	469	815	166	193	181	178	502	423	288	637
Ohio:												
Northern.....	1,967	1,900	1,943	1,924	402	491	563	330	1,585	1,409	1,380	1,594
Southern.....	1,237	1,139	1,263	1,113	346	452	452	346	891	687	811	767
Tennessee:												
Eastern.....	576	879	938	517	136	271	263	144	440	608	675	373
Middle.....	476	527	477	526	221	148	167	202	255	379	310	324
Western.....	539	601	543	597	134	172	150	156	405	429	393	441
Seventh circuit.....	6,616	7,055	6,755	6,916	1,319	1,818	1,702	1,435	5,297	5,237	5,053	5,481
Illinois:												
Northern.....	2,556	3,395	3,268	2,683	453	767	719	501	2,103	2,628	2,549	2,182
Eastern.....	371	464	393	442	91	173	132	132	280	291	261	310
Southern.....	330	354	334	350	87	119	116	90	243	235	216	260
Indiana:												
Northern.....	887	746	676	957	193	185	180	198	694	561	496	758
Southern.....	1,089	981	1,064	1,006	230	297	314	213	859	684	750	793
Wisconsin:												
Eastern.....	797	666	643	820	166	172	142	196	631	494	501	624
Western.....	586	449	377	658	99	105	99	105	487	344	278	553
Eighth circuit.....	4,689	6,436	5,659	5,466	1,288	2,340	2,137	1,491	3,401	4,096	3,522	3,975
Arkansas:												
Eastern.....	544	693	627	610	119	142	145	116	425	551	482	494
Western.....	237	379	264	352	89	120	84	125	148	259	180	227
Iowa:												
Northern.....	190	254	211	233	42	81	78	45	148	173	133	188
Southern.....	430	378	363	445	103	122	117	168	327	256	246	337
Minnesota:												
.....	1,003	1,131	1,033	1,101	221	353	349	225	782	778	684	876
Missouri:												
Eastern.....	520	996	904	612	134	337	291	180	386	659	613	432
Western.....	841	1,596	1,363	1,074	328	854	761	421	513	742	602	653
Nebraska:												
.....	569	570	548	591	127	177	176	128	442	393	372	463
North Dakota:												
.....	152	163	145	170	64	85	76	73	88	78	69	97
South Dakota:												
.....	203	276	201	278	61	69	60	70	142	207	141	208
Ninth circuit.....	11,419	11,982	11,388	12,013	3,166	4,019	3,867	3,318	8,253	7,963	7,521	8,695
Alaska.....	309	253	273	289	120	117	132	105	189	136	141	184
Arizona.....	854	1,050	1,021	892	313	502	502	313	541	557	510	579
California:												
Northern.....	3,122	2,322	2,566	2,878	631	557	640	598	2,441	1,765	1,926	2,280
Eastern.....	794	700	595	899	361	290	195	456	433	410	400	443
Central.....	2,432	3,118	2,850	2,720	608	1,100	991	717	1,844	2,018	1,859	2,003
Southern.....	410	563	506	467	181	243	246	178	229	320	280	289
Hawaii.....	259	264	238	285	56	84	77	63	203	180	161	222
Idaho.....	245	273	254	264	83	100	98	85	162	173	156	179
Montana.....	299	351	319	331	104	121	133	92	195	230	186	239
Nevada.....	373	410	364	419	83	108	100	91	290	302	264	323
Oregon.....	859	1,089	1,008	940	192	261	273	180	687	828	735	760
Washington:												
Eastern.....	200	252	205	247	90	136	117	109	110	116	88	138
Western.....	983	1,072	995	1,065	286	393	359	320	702	679	636	745
Guam.....	255	256	194	317	8	7	4	11	247	249	190	306
Tenth circuit.....	3,398	5,300	4,825	3,873	1,031	1,932	1,868	1,095	2,367	3,368	2,957	2,778
Colorado.....	782	1,051	941	892	212	362	310	264	570	689	631	628
Kansas.....	897	1,320	1,113	1,104	235	614	545	304	662	706	568	800
New Mexico.....	341	649	602	388	92	192	179	105	249	457	423	283
Oklahoma:												
Northern.....	379	438	470	347	224	154	229	149	155	284	241	193
Eastern.....	127	323	252	198	52	97	87	62	75	226	165	136
Western.....	447	876	883	440	134	312	347	99	313	564	536	341
Utah.....	340	475	421	394	66	137	125	78	274	338	296	316
Wyoming.....	85	168	143	110	16	64	46	34	69	104	97	76

TABLE C-1.—U.S. district courts, civil cases commenced, terminated and pending, fiscal year 1974

Circuit and district	Total civil cases			U.S. civil cases				Private civil cases				
	Pending July 1, 1973	Com-menced	Terminated	Pending June 30, 1974	Pending July 1, 1973	Com-menced	Terminated	Pending June 30, 1974	Pending July 1, 1973	Com-menced	Terminated	Pending June 30, 1974
Total all districts.....	101,333	103,530	97,633	107,230	21,442	27,585	26,702	22,325	79,891	75,945	70,931	84,905
District of Columbia.....	2,471	2,003	2,714	1,700	941	1,246	1,406	781	1,530	757	1,208	979
First Circuit.....	9,515	7,134	4,966	11,683	1,193	1,088	958	1,323	8,322	6,046	4,008	10,360
Maine.....	187	220	211	196	51	67	66	52	136	153	145	144
Massachusetts.....	6,968	4,863	2,886	8,945	540	460	333	667	6,428	4,403	2,553	8,278
New Hampshire.....	254	367	297	324	27	61	48	40	227	306	249	284
Rhode Island.....	328	301	283	346	93	84	85	92	235	217	198	254
Puerto Rico.....	1,778	1,383	1,289	1,872	482	416	426	472	1,296	967	863	1,400
Second Circuit.....	15,518	10,261	11,743	14,036	2,610	2,318	2,572	2,356	12,908	7,943	9,171	11,680
Connecticut.....	1,025	1,131	881	1,275	217	399	368	248	808	732	513	1,027
New York:												
Northern.....	669	561	625	605	214	169	170	213	455	392	455	392
Eastern.....	2,105	1,959	1,757	2,307	564	527	469	622	1,541	1,432	1,288	1,685
Southern.....	10,596	5,639	7,653	8,582	1,347	973	1,371	949	9,249	4,666	6,282	7,633
Western.....	317	635	498	954	219	184	138	265	598	451	360	639
Vermont.....	306	336	329	313	49	66	56	59	257	270	273	254
Third Circuit.....	11,160	9,294	9,440	11,014	1,713	1,935	1,863	785	9,447	7,350	7,577	9,229
Delaware.....	894	254	252	396	85	62	72	75	309	192	180	321
New Jersey.....	2,601	1,951	1,751	2,801	737	605	633	709	1,864	1,346	1,118	2,092
Pennsylvania:												
Eastern.....	4,303	3,173	3,727	3,749	499	449	489	459	3,804	2,724	3,238	3,290
Middle.....	631	991	885	737	168	460	332	296	463	531	553	441
Western.....	1,200	1,345	1,295	1,250	201	349	331	219	999	996	964	1,031
Virgin Islands.....	2,031	1,580	1,530	2,081	23	10	6	27	2,008	1,570	1,524	2,054
Fourth Circuit.....	6,364	8,587	7,848	7,103	1,672	2,447	2,190	1,929	4,692	6,140	5,658	5,174
Maryland.....	1,343	1,319	1,342	1,320	257	308	301	264	1,086	1,011	1,041	1,056
North Carolina:												
Eastern.....	442	603	602	443	120	145	157	108	322	458	445	335
Middle.....	347	431	409	369	81	91	105	67	266	340	304	302
Western.....	266	470	391	345	56	114	103	67	210	356	288	278
South Carolina.....	1,092	1,841	1,662	1,271	391	813	738	466	701	1,028	924	805
Virginia:												
Eastern.....	1,025	1,900	1,802	1,183	266	435	403	298	759	1,525	1,399	885
Western.....	446	859	719	586	127	240	166	201	319	619	553	385
West Virginia:												
Northern.....	404	329	344	389	77	65	64	78	327	264	280	311
Southern.....	999	775	577	1,197	297	236	153	380	702	539	424	817
Fifth Circuit.....	18,883	24,215	22,418	20,680	3,475	5,341	5,272	3,544	15,408	18,874	17,146	17,136
Alabama:												
Northern.....	1,033	1,270	1,310	993	191	254	270	175	842	1,016	1,040	818
Middle.....	208	520	529	199	41	99	106	34	167	421	423	165
Southern.....	328	531	585	274	43	108	105	46	285	423	480	228
Florida:												
Northern.....	222	474	474	222	80	178	203	55	142	296	271	167
Middle.....	1,625	2,011	1,670	1,966	350	433	472	311	1,275	1,578	1,198	1,655
Southern.....	943	2,031	1,994	980	176	482	444	214	767	1,549	1,550	766
Georgia:												
Northern.....	1,321	2,668	2,074	1,915	256	676	618	314	1,065	1,092	1,456	1,601
Middle.....	302	454	415	341	75	89	93	71	227	365	322	270
Southern.....	374	594	492	476	81	109	91	99	293	485	401	377
Louisiana:												
Eastern.....	3,579	3,541	3,564	3,556	302	530	598	234	3,277	3,011	2,966	3,322
Middle.....	366	375	360	381	57	79	68	68	309	296	292	313
Western.....	1,158	1,248	1,109	1,297	217	362	342	237	941	886	767	1,060
Mississippi:												
Northern.....	422	569	482	509	90	112	111	91	332	457	371	418
Southern.....	609	796	705	700	145	204	192	157	464	592	513	543
Texas:												
Northern.....	1,595	2,135	1,889	1,841	401	446	468	379	1,194	1,689	1,421	1,462
Eastern.....	802	999	916	885	219	257	232	244	583	742	684	641
Southern.....	2,781	2,449	2,412	2,818	437	481	482	436	2,344	1,968	1,930	2,382
Western.....	904	1,185	1,055	1,034	268	420	350	338	636	765	705	696
Tanal Zone.....	311	365	383	293	46	22	27	41	235	343	356	252

TABLE C-1.—U.S. district courts, civil cases commenced, terminated and pending, fiscal year 1974—Continued

Circuit and district	Total civil cases				U.S. civil cases				Private civil cases			
	Pending July 1, 1973	Com-menced	Termi-nated	Pending June 30, 1974	Pending July 1, 1973	Com-menced	Termi-nated	Pending June 30, 1974	Pending July 1, 1973	Com-menced	Termi-nated	Pending June 30, 1974
Sixth Circuit.....	9,154	9,961	9,260	9,855	2,409	3,194	3,050	2,643	6,055	6,767	6,210	7,212
Kentucky:												
Eastern.....	1,003	864	876	991	561	562	557	566	442	302	310	425
Western.....	663	780	724	719	211	303	291	223	452	477	433	496
Michigan:												
Eastern.....	1,996	2,198	1,857	2,337	371	597	495	473	1,625	1,601	1,362	1,864
Western.....	815	557	475	897	178	136	134	180	637	421	341	717
Ohio:												
Northern.....	1,924	1,904	1,874	1,954	330	551	523	358	1,504	1,353	1,351	1,596
Southern.....	1,113	1,337	1,185	1,265	346	490	443	393	767	847	742	872
Tennessee:												
Eastern.....	517	878	905	490	144	225	240	129	373	653	665	361
Middle.....	526	674	670	530	202	148	181	169	324	526	489	361
Western.....	597	769	694	672	156	182	186	152	441	587	508	520
Seventh Circuit.....	6,916	7,315	6,529	7,702	1,435	1,973	1,736	1,672	5,481	5,342	4,793	6,030
Illinois:												
Northern.....	2,683	3,438	3,219	2,902	501	771	783	489	2,182	2,667	2,436	2,413
Eastern.....	442	612	449	605	132	262	180	214	310	350	269	391
Southern.....	350	390	307	433	90	131	100	121	260	259	207	312
Indiana:												
Northern.....	957	761	676	1,042	198	188	160	226	759	573	516	816
Southern.....	1,006	1,089	1,039	1,056	213	352	287	278	793	737	752	778
Wisconsin:												
Eastern.....	820	612	495	937	196	146	126	216	624	466	369	721
Western.....	658	413	344	727	105	123	100	128	553	290	244	599
Eighth Circuit.....	5,466	6,693	6,218	5,941	1,491	2,229	2,190	1,530	3,975	4,464	4,028	4,411
Arkansas:												
Eastern.....	610	981	763	828	116	213	151	178	494	768	612	650
Western.....	352	340	296	395	125	111	102	134	227	229	194	262
Iowa:												
Northern.....	233	224	237	220	45	64	56	53	188	160	181	167
Southern.....	445	456	438	463	108	107	119	96	337	349	319	367
Minnesota.....	1,101	1,043	928	1,216	225	291	245	271	876	752	683	945
Missouri:												
Eastern.....	612	1,030	1,001	641	180	261	303	138	432	769	698	503
Western.....	1,074	1,657	1,584	1,147	421	888	900	409	553	769	684	738
Nebraska.....	591	561	559	593	128	161	149	140	463	400	410	453
North Dakota.....	170	192	199	163	73	87	108	52	97	105	91	111
South Dakota.....	278	209	213	274	70	46	57	59	208	163	156	215
Ninth Circuit.....	12,013	12,733	11,551	13,195	3,318	3,972	3,676	3,614	8,695	8,761	7,875	9,581
Alaska.....	289	223	201	311	105	84	74	115	184	139	127	196
Arizona.....	892	1,095	927	1,060	313	431	399	345	579	664	528	715
California:												
Northern.....	2,878	2,647	2,685	2,840	598	589	596	591	2,280	2,058	2,089	2,242
Eastern.....	899	757	733	923	456	282	290	448	443	475	443	475
Central.....	2,720	3,420	2,044	3,196	717	1,163	1,036	844	2,003	2,257	1,908	2,352
Southern.....	467	627	447	647	178	261	194	245	289	366	253	402
Hawaii.....	285	313	251	347	63	74	71	66	222	239	180	281
Idaho.....	264	355	299	320	85	147	113	119	170	208	186	201
Montana.....	331	317	290	358	92	90	96	86	239	227	194	272
Nevada.....	419	385	350	454	91	92	96	87	328	293	254	367
Oregon.....	940	1,038	1,024	954	180	268	242	206	760	770	782	748
Washington:												
Eastern.....	247	309	241	315	109	134	96	147	138	175	145	168
Western.....	1,065	950	948	1,067	320	351	367	304	745	599	581	763
Guam.....	317	297	211	403	11	6	6	11	306	201	205	392
Tenth Circuit.....	3,873	5,334	4,946	4,281	1,095	1,642	1,789	1,148	2,778	3,492	3,157	3,113
Colorado.....	892	1,066	858	1,100	264	260	247	277	628	906	611	823
Kansas.....	1,104	1,096	1,126	1,074	304	514	528	290	800	582	508	784
New Mexico.....	388	643	592	439	105	207	181	131	283	436	411	308
Oklahoma:												
Northern.....	347	511	495	363	149	252	273	128	198	259	222	235
Eastern.....	198	365	366	197	62	81	102	41	136	284	264	156
Western.....	440	1,043	907	576	99	377	312	164	341	666	595	412
Utah.....	394	441	450	385	78	98	91	85	316	343	359	300
Wyoming.....	110	169	152	127	34	53	55	32	76	116	97	95

TABLE C-1.—U.S. district courts, civil cases commenced, terminated and pending, fiscal year 1975

Circuit and district	Total civil cases				U.S. civil cases				Private civil cases			
	Pending July 1, 1974	Com-menced	Termi-nated	Pending June 30, 1975	Pending July 1, 1974	Com-menced	Termi-nated	Pending June 30, 1975	Pending July 1, 1974	Com-menced	Termi-nated	Pending June 30, 1975
Total all districts.....	107,230	117,320	104,783	119,767	22,325	31,779	27,949	26,155	84,905	85,541	76,834	93,612
District of Columbia.....	1,760	2,020	2,648	1,741	781	1,234	1,110	905	979	795	938	836
First Circuit.....	11,683	7,514	6,168	13,029	1,323	1,116	1,052	1,387	10,360	6,398	5,116	11,642
Maine.....	196	259	208	247	52	80	70	62	144	179	188	185
Massachusetts.....	8,945	5,045	3,583	10,422	667	489	362	794	8,278	4,556	3,206	9,623
New Hampshire.....	324	307	377	344	40	53	56	37	284	344	321	307
Rhode Island.....	346	349	271	424	92	53	78	67	254	296	193	357
Puerto Rico.....	1,872	1,464	1,744	1,592	472	441	486	427	1,400	1,023	1,258	1,165
Second Circuit.....	14,036	10,901	10,708	14,229	2,356	2,459	2,400	2,415	11,680	8,442	8,308	11,814
Connecticut.....	1,275	1,208	1,037	1,446	248	419	407	260	1,027	789	630	1,186
New York:												
Northern.....	605	602	532	645	213	159	181	191	392	443	381	454
Eastern.....	2,307	1,981	1,739	2,549	622	580	551	651	1,685	1,401	1,188	1,898
Southern.....	8,582	6,282	6,682	8,182	949	1,056	1,055	950	7,633	5,226	5,627	7,232
Western.....	954	540	380	1,114	265	176	142	299	689	364	238	815
Vermont.....	313	288	308	293	59	69	64	64	254	219	244	229
Third Circuit.....	11,014	11,071	10,703	11,382	1,785	2,717	2,288	2,214	9,229	8,354	8,415	9,165
Delaware.....	396	324	337	383	75	94	79	90	321	230	258	293
New Jersey.....	2,801	2,244	2,189	2,856	709	610	691	628	2,092	1,634	1,498	2,228
Pennsylvania:												
Eastern.....	3,749	3,539	3,589	3,699	459	555	548	466	3,290	2,984	3,041	3,233
Middle.....	737	1,551	1,192	1,096	296	971	587	680	441	580	605	416
Western.....	1,250	1,629	1,352	1,527	219	463	359	323	1,031	1,166	993	1,204
Virgin Islands.....	2,081	1,784	2,044	1,821	27	24	24	27	2,054	1,760	2,020	1,794
Fourth Circuit.....	7,103	11,060	9,348	8,815	1,929	3,653	2,880	2,702	5,174	7,407	6,468	6,113
Maryland.....	1,320	1,660	1,528	1,452	264	457	379	342	1,056	1,203	1,149	1,110
North Carolina:												
Eastern.....	443	685	596	532	108	145	143	110	335	540	453	422
Middle.....	369	498	375	492	67	133	88	112	302	365	287	380
Western.....	345	609	491	463	67	102	99	70	278	507	392	393
South Carolina.....	1,271	2,376	2,280	1,367	466	1,073	1,134	405	805	1,303	1,146	962
Virginia:												
Eastern.....	1,133	2,256	2,075	1,364	298	452	407	343	885	1,804	1,668	1,021
Western.....	586	1,166	917	835	201	510	325	386	385	656	592	449
West Virginia:												
Northern.....	389	445	404	430	78	118	61	135	311	327	343	295
Southern.....	1,197	1,365	682	1,880	380	663	244	799	817	702	438	1,081
Fifth Circuit.....	20,680	27,098	23,804	23,974	3,544	5,519	5,048	4,020	17,136	21,570	18,761	19,954
Alabama:												
Northern.....	993	1,589	1,414	1,168	175	444	298	321	818	1,145	1,116	847
Middle.....	199	627	604	222	34	95	93	36	165	532	511	186
Southern.....	274	614	554	334	46	75	85	36	228	539	460	298
Florida:												
Northern.....	222	530	468	284	55	174	159	70	167	356	309	214
Middle.....	1,966	2,238	1,798	2,406	311	459	410	360	1,655	1,779	1,388	2,046
Southern.....	980	2,853	2,390	1,443	214	656	492	378	766	2,197	1,898	1,065
Georgia:												
Northern.....	1,915	2,731	2,573	2,073	314	713	675	352	1,601	2,018	1,898	1,721
Middle.....	341	559	508	392	71	144	144	71	270	415	364	321
Southern.....	476	710	543	643	99	81	94	86	377	629	449	557
Louisiana:												
Eastern.....	3,556	3,809	3,391	2,974	234	380	389	225	3,322	3,429	3,002	3,749
Middle.....	381	399	405	375	68	73	77	64	313	326	328	311
Western.....	1,297	1,241	1,192	1,346	237	298	311	224	1,060	943	881	1,122
Mississippi:												
Northern.....	509	580	525	564	91	107	108	90	418	473	417	474
Southern.....	700	889	733	856	157	189	160	186	543	700	573	670
Texas:												
Northern.....	1,841	2,307	2,006	2,142	379	454	447	386	1,462	1,853	1,550	1,756
Eastern.....	885	1,080	1,022	943	244	219	253	210	641	801	769	733
Southern.....	2,818	2,674	2,195	3,297	436	509	438	507	2,382	2,165	1,757	2,790
Western.....	1,034	1,102	1,039	1,097	338	393	379	352	696	709	660	745
Canal Zone.....	293	566	444	415	41	56	31	66	252	510	413	349

TABLE C-1.—U.S. district courts, civil cases commenced, terminated and pending, fiscal year 1975—Continued

Circuit and district	Total civil cases				U.S. civil cases				Private civil cases			
	Pending July 1, 1974	Com-menced	Termi-nated	Pending June 30, 1975	Pending July 1, 1974	Com-menced	Termi-nated	Pending June 30, 1975	Pending July 1, 1974	Com-menced	Termi-nated	Pending June 30, 1975
Sixth Circuit.....	9,855	11,350	9,934	11,271	2,043	4,012	3,216	3,469	7,212	7,308	6,718	7,802
Kentucky:												
Eastern.....	991	1,436	853	1,574	566	1,108	573	1,101	425	328	280	473
Western.....	719	801	715	805	223	297	251	266	406	504	461	539
Michigan:												
Eastern.....	2,337	2,541	2,122	2,756	473	651	578	546	1,564	1,800	1,544	2,210
Western.....	897	739	627	1,009	180	179	131	223	717	560	496	781
Ohio:												
Northern.....	1,954	2,133	2,141	1,946	358	568	580	346	1,506	1,565	1,561	1,600
Southern.....	1,265	1,600	1,386	1,479	303	662	562	493	872	938	824	986
Tennessee:												
Eastern.....	490	823	847	466	129	279	234	174	361	544	613	292
Middle.....	530	588	560	558	169	157	145	181	361	431	415	377
Western.....	672	639	683	678	152	141	150	134	520	548	524	544
Seventh Circuit.....	7,702	8,477	7,575	8,604	1,672	2,155	1,900	1,927	6,030	6,322	5,675	6,677
Illinois:												
Northern.....	2,902	4,075	3,555	3,422	489	771	714	546	2,413	3,304	2,841	2,876
Eastern.....	605	613	458	760	214	319	169	364	391	294	289	396
Southern.....	433	450	411	472	121	110	126	105	312	340	285	367
Indiana:												
Northern.....	1,042	730	706	1,069	226	158	171	213	816	572	535	853
Southern.....	1,050	1,278	1,208	1,126	278	426	412	292	778	852	796	834
Wisconsin:												
Eastern.....	937	756	629	1,064	216	211	168	259	721	545	461	805
Western.....	727	575	608	694	128	160	140	148	599	415	468	546
Eighth Circuit.....	5,941	7,419	6,334	7,026	1,530	2,502	2,271	1,761	4,411	4,917	4,063	5,265
Arkansas:												
Eastern.....	828	993	756	1,065	178	186	179	185	650	807	577	880
Western.....	396	484	356	524	134	152	109	177	262	332	247	347
Iowa:												
Northern.....	220	237	213	244	53	71	71	53	167	166	142	191
Southern.....	463	453	470	446	96	133	136	93	367	320	334	353
Minnesota:												
Northern.....	1,216	1,174	951	1,439	271	367	307	331	945	807	644	1,108
Missouri:												
Eastern.....	641	1,201	1,061	781	138	309	276	171	503	892	785	610
Western.....	1,147	1,854	1,647	1,354	409	970	913	475	738	875	734	879
Nebraska:												
Eastern.....	593	619	524	688	140	156	153	143	453	483	371	545
North Dakota:												
Eastern.....	163	173	175	161	52	73	81	44	111	100	94	117
South Dakota:												
Eastern.....	274	231	181	324	59	76	46	80	215	155	135	235
Ninth Circuit.....	13,195	14,346	12,870	14,671	3,614	4,391	4,022	3,983	9,581	9,955	8,848	10,688
Alaska.....	311	281	244	348	115	123	95	143	196	158	149	205
Arizona.....	1,060	1,094	1,005	1,149	345	396	384	357	715	698	621	792
California:												
Northern.....	2,840	2,751	2,734	2,857	591	569	572	588	2,249	2,182	2,102	2,269
Eastern.....	923	1,100	862	1,161	448	363	284	527	475	737	578	634
Central.....	3,196	4,282	3,786	3,692	844	1,394	1,331	897	2,352	2,898	2,455	2,795
Southern.....	647	636	564	719	245	276	244	277	402	360	320	442
Hawaii.....	347	382	261	468	66	102	70	98	281	280	191	370
Idaho.....	320	302	288	334	119	110	108	121	201	192	180	213
Montana.....	358	342	316	384	86	107	83	110	272	235	233	274
Nevada.....	454	466	368	552	87	118	77	128	367	348	291	424
Oregon.....	954	1,147	973	1,128	206	273	244	235	748	874	729	893
Washington:												
Eastern.....	315	304	306	313	147	128	152	123	168	176	154	190
Western.....	1,067	1,175	978	1,264	304	430	369	365	763	745	609	899
Guam.....	403	84	185	302	11	12	9	14	392	72	176	288
Tenth Circuit.....	4,261	6,055	5,291	5,025	1,148	1,991	1,767	1,372	3,113	4,064	3,524	3,653
Colorado.....	1,100	1,368	1,080	1,388	277	291	296	272	823	1,077	784	1,116
Kansas.....	1,074	1,114	1,038	1,150	290	473	440	323	784	641	598	827
New Mexico.....	439	737	696	480	131	218	201	148	308	519	495	332
Oklahoma:												
Northern.....	363	594	475	482	128	319	215	232	235	275	260	250
Eastern.....	197	396	351	242	41	121	91	71	156	275	260	171
Western.....	576	1,093	1,048	621	164	384	387	161	412	709	661	480
Utah.....	385	517	403	499	85	103	80	108	300	414	323	391
Wyoming.....	127	236	200	163	32	82	57	57	95	154	143	106

TABLE C-1.—U.S. district courts, civil cases commenced, terminated and pending, fiscal year 1976

Circuit and district	Total civil cases				U.S. civil cases				Private civil cases			
	Pending July 1, 1975	Com-menced	Termi-nated	Pending June 30, 1976	Pending July 1, 1975	Com-menced	Termi-nated	Pending June 30, 1976	Pending July 1, 1975	Com-menced	Termi-nated	Pending June 30, 1976
Total all districts	119,767	130,597	110,175	140,189	26,155	39,864	31,731	34,288	93,612	90,733	78,444	105,901
District of Columbia	1,741	2,464	2,418	1,787	905	1,471	1,396	980	836	993	1,022	807
First Circuit	13,029	8,028	6,089	14,968	1,387	1,450	1,128	1,709	11,642	6,578	4,961	13,259
Maine	247	273	244	276	62	76	62	76	185	197	182	200
Massachusetts	10,422	5,278	3,538	12,162	794	588	503	879	9,628	4,690	3,035	11,283
New Hampshire	344	423	452	315	37	74	70	41	307	349	382	274
Rhode Island	424	448	303	569	67	73	53	87	357	375	250	482
Puerto Rico	1,592	1,606	1,552	1,646	427	639	440	626	1,165	967	1,112	1,020
Second Circuit	14,229	11,587	10,614	15,202	2,415	2,465	2,273	2,607	11,814	9,122	8,341	12,595
Connecticut	1,446	1,245	998	1,693	260	359	329	290	1,186	886	669	1,403
New York:												
Northern	645	594	540	699	191	178	174	195	454	416	366	504
Eastern	2,549	2,438	1,958	3,029	651	712	588	775	1,898	1,726	1,370	2,254
Southern	8,182	6,440	6,181	8,441	950	962	856	1,016	7,232	5,478	5,285	7,425
Western	1,114	610	681	1,043	299	184	222	261	815	426	459	782
Vermont	293	260	256	297	64	70	64	70	229	190	192	227
Third Circuit	11,382	12,325	11,371	12,336	2,214	3,207	2,793	2,628	9,168	9,118	8,578	9,703
Delaware	383	460	389	454	90	145	158	77	293	315	231	377
New Jersey	2,856	2,451	2,170	3,137	628	658	579	707	2,228	1,793	1,591	2,430
Pennsylvania:												
Eastern	3,699	3,978	3,781	3,896	466	736	583	619	3,233	3,242	3,198	3,277
Middle	1,096	1,706	1,546	1,256	680	1,054	963	771	416	652	583	485
Western	1,527	1,899	1,723	1,703	323	599	484	438	1,204	1,300	1,239	1,265
Virgin Islands	1,821	1,831	1,762	1,890	27	15	26	16	1,794	1,816	1,736	1,874
Fourth Circuit	8,815	13,067	10,168	11,714	2,702	5,199	3,416	4,485	6,113	7,868	6,762	7,229
Maryland	1,452	1,995	1,655	1,792	342	651	521	472	1,110	1,344	1,134	1,320
North Carolina:												
Eastern	532	596	498	630	110	195	133	172	422	401	365	458
Middle	492	638	453	677	112	161	114	159	360	477	339	518
Western	463	680	582	561	70	147	113	104	353	533	469	457
South Carolina	1,367	2,466	2,162	1,671	405	1,077	883	599	962	1,389	1,279	1,072
Virginia:												
Eastern	1,364	2,442	2,345	1,461	343	561	541	363	1,021	1,881	1,804	1,098
Western	835	1,793	1,372	1,256	386	1,060	736	710	449	733	636	546
West Virginia:												
Northern	430	544	331	643	135	163	74	224	295	381	257	419
Southern	1,880	1,913	770	3,023	799	1,184	301	1,682	1,081	729	469	1,341
Fifth Circuit	23,974	30,542	25,388	29,128	4,020	7,263	6,034	5,249	19,954	23,279	19,354	23,879
Alabama:												
Northern	1,168	1,818	1,536	1,450	321	559	437	443	847	1,259	1,099	1,007
Middle	222	700	661	261	36	97	95	38	186	603	566	223
Southern	334	682	614	402	36	92	82	46	298	590	532	356
Florida:												
Northern	284	543	535	292	70	175	164	81	214	368	371	211
Middle	2,406	2,608	2,043	2,971	360	552	457	455	2,046	2,056	1,586	2,516
Southern	1,443	3,909	3,479	1,873	378	1,537	1,319	596	1,065	2,372	2,160	1,277
Georgia:												
Northern	2,073	2,665	2,424	2,314	352	694	640	406	1,721	1,971	1,784	1,908
Middle	392	599	588	403	71	156	143	84	321	443	445	319
Southern	643	784	666	761	86	151	118	119	557	633	548	642
Louisiana:												
Eastern	3,974	4,063	3,131	4,906	225	429	314	340	3,749	3,634	2,817	4,566
Middle	375	480	450	405	64	85	69	80	311	395	381	325
Western	1,346	1,436	1,196	1,586	224	414	341	297	1,122	1,022	855	1,289
Mississippi:												
Northern	564	683	585	662	90	148	116	122	474	535	469	540
Southern	856	1,039	955	940	186	285	254	217	670	754	701	723
Texas:												
Northern	2,142	2,585	2,007	2,720	386	531	400	517	1,756	2,054	1,607	2,203
Eastern	943	1,313	975	1,281	210	315	214	311	733	998	761	970
Southern	3,297	2,880	1,995	4,182	507	558	398	667	2,790	2,322	1,597	3,515
Western	1,097	1,231	1,058	1,270	352	455	412	395	745	776	646	875
Canal Zone	415	524	490	449	66	30	61	35	349	494	429	414

TABLE C-1.—U.S. district courts, civil cases commenced, terminated and pending, fiscal year 1976 —
Continued

Circuit and district	Total civil cases				U.S. civil cases				Private civil cases			
	Pending July 1, 1975	Com-menced	Termi-nated	Pending June 30, 1976	Pending July 1, 1975	Com-menced	Termi-nated	Pending June 30, 1976	Pending July 1, 1975	Com-menced	Termi-nated	Pending June 30, 1976
Sixth Circuit	11,271	13,478	10,379	14,370	3,469	5,667	3,826	5,310	7,802	7,811	6,553	9,060
Kentucky:												
Eastern	1,574	2,259	1,048	2,785	1,101	1,919	780	2,240	473	340	268	545
Western	805	881	661	1,025	266	320	235	351	539	561	426	674
Michigan:												
Eastern	2,756	2,990	2,266	3,490	546	809	648	707	2,210	2,181	1,618	2,773
Western	1,009	751	527	1,233	228	260	195	293	781	491	332	940
Ohio:												
Northern	1,946	2,433	2,068	2,311	346	753	577	622	1,600	1,680	1,491	1,789
Southern	1,479	1,894	1,595	1,778	493	852	709	536	986	1,042	886	1,142
Tennessee:												
Eastern	466	946	907	505	174	380	341	213	292	566	566	292
Middle	558	605	577	586	181	186	180	187	377	419	397	399
Western	678	719	730	667	134	188	161	161	544	531	569	506
Seventh Circuit	8,604	9,097	8,002	9,699	1,927	2,519	2,285	2,161	6,677	6,578	5,717	7,538
Illinois:												
Northern	3,422	4,508	3,912	4,018	546	984	877	653	2,876	3,524	3,035	3,365
Eastern	760	595	644	711	364	251	336	280	396	344	309	431
Southern	472	462	387	547	105	154	113	146	367	308	274	401
Indiana:												
Northern	1,066	701	589	1,178	213	202	158	257	853	499	431	921
Southern	1,126	1,266	1,186	1,206	292	441	454	279	834	825	732	927
Wisconsin:												
Eastern	1,064	838	757	1,145	259	233	196	296	805	605	561	849
Western	694	727	527	894	148	254	152	250	546	473	375	644
Eighth Circuit	7,026	7,810	6,866	7,970	1,761	2,666	2,373	2,054	5,265	5,144	4,493	5,916
Arkansas:												
Eastern	1,065	935	693	1,307	185	268	191	262	880	667	502	1,045
Western	524	525	392	657	177	199	136	240	347	326	256	417
Iowa:												
Northern	244	243	236	251	53	79	80	52	191	164	156	199
Southern	446	592	481	557	93	148	121	120	353	444	360	437
Minnesota:												
Northern	1,439	1,209	1,006	1,642	331	339	347	323	1,108	870	659	1,319
Missouri:												
Eastern	781	1,399	1,355	825	171	360	334	197	610	1,039	1,021	628
Western	1,354	1,711	1,611	1,454	475	890	845	520	879	821	766	934
Nebraska:												
Eastern	688	712	668	732	143	188	173	158	545	524	495	574
Western	161	205	192	174	44	93	84	53	117	112	108	121
North Dakota:												
Northern	324	279	232	371	89	102	62	129	235	177	170	242
South Dakota:												
Northern												
Ninth Circuit	14,671	15,670	12,923	17,418	3,983	5,941	4,270	5,654	10,688	9,729	8,653	11,764
Alaska	348	324	251	421	143	160	114	189	205	164	137	232
Arizona	1,149	1,187	1,087	1,249	357	514	471	400	792	673	616	849
California:												
Northern	2,857	2,886	2,742	3,001	588	776	645	719	2,269	2,110	2,097	2,282
Eastern	1,161	1,009	787	1,383	527	403	267	634	606	520	720	
Central	3,692	4,169	3,685	4,176	897	1,438	1,262	1,073	2,795	2,731	2,423	3,103
Southern	719	1,549	730	1,538	277	1,169	352	1,094	442	380	378	444
Hawaii	468	442	288	622	98	130	98	130	370	312	190	492
Idaho	334	389	264	459	121	160	98	183	273	229	166	276
Montana	384	373	327	430	110	138	113	135	274	235	214	295
Nevada	552	534	461	625	128	130	116	142	424	404	345	483
Oregon	1,128	1,198	1,028	1,298	235	317	265	287	893	881	763	1,011
Washington:												
Eastern	313	346	252	407	123	147	125	145	190	199	127	262
Western	1,264	1,195	935	1,524	365	443	339	469	899	752	596	1,055
Guam	302	69	86	285	14	16	5	25	288	53	81	260
Tenth Circuit	5,025	6,529	5,957	5,597	1,372	2,016	1,937	1,451	3,653	4,513	4,020	4,146
Colorado	1,388	1,425	1,375	1,439	272	327	293	306	1,116	1,098	1,082	1,132
Kansas	1,150	1,363	1,032	1,461	323	513	459	377	827	850	673	1,104
New Mexico	480	781	754	507	148	197	201	144	332	584	553	363
Oklahoma:												
Northern	482	684	622	544	232	270	299	203	250	414	323	341
Eastern	242	376	352	266	71	136	133	74	171	240	219	192
Western	621	1,124	1,069	676	161	366	351	176	460	758	718	500
Utah	499	533	501	531	108	142	126	124	391	391	375	407
Wyoming	163	243	252	154	57	65	75	47	106	178	177	107

TABLE C 1. UNITED STATES DISTRICT COURTS
CIVIL CASES COMMENCED, TERMINATED AND PENDING FOR THE TWELVE MONTH PERIOD ENDED JUNE 30, 1977

CIRCUIT AND DISTRICT	TOTAL CIVIL CASES				U.S. CIVIL CASES				PRIVATE CIVIL CASES			
	PENDING JUNE 30 1976	COM-MENCED	TERMI-NATED	PENDING JUNE 30 1977	PENDING JUNE 30 1976	COM-MENCED	TERMI-NATED	PENDING JUNE 30 1977	PENDING JUNE 30 1976	COM-MENCED	TERMI-NATED	PENDING JUNE 30 1977
TOTAL ALL DISTRICTS..	140,189	130,567	117,150	153,606	34,288	40,210	34,450	40,048	105,901	90,357	82,700	113,558
DISTRICT OF COLUMBIA.	1,787	2,464	2,289	1,962	980	1,464	1,372	1,072	807	1,000	917	890
FIRST CIRCUIT.....	14,968	7,372	5,549	16,791	1,709	1,860	1,262	2,307	13,259	5,512	4,287	14,484
MAINE.....	276	400	272	404	76	180	83	173	200	220	189	231
MASSACHUSETTS.....	12,162	3,911	2,749	13,324	879	616	393	1,102	11,283	3,295	2,356	12,222
NEW HAMPSHIRE.....	315	417	367	365	41	86	73	54	274	331	294	311
RHODE ISLAND.....	569	706	458	817	87	123	58	152	482	583	400	665
PUERTO RICO.....	1,646	1,938	1,703	1,881	626	855	655	826	1,020	1,083	1,048	1,055
SECOND CIRCUIT....	15,202	11,840	11,295	15,747	2,607	2,792	2,361	3,038	12,595	9,048	8,934	12,709
CONNECTICUT.....	1,693	1,477	1,135	2,035	290	447	376	361	1,403	1,030	759	1,674
NEW YORK NORTHERN.....	699	533	446	786	195	149	139	205	504	384	307	581
NEW YORK EASTERN.....	3,029	2,512	2,189	3,352	775	778	623	930	2,254	1,734	1,566	2,422
NEW YORK SOUTHERN.....	8,441	6,350	6,699	8,092	1,016	1,091	994	1,113	7,425	5,259	5,705	6,979
NEW YORK WESTERN.....	1,043	678	554	1,167	261	217	143	335	782	461	411	832
VERMONT.....	297	290	272	315	70	110	86	94	227	180	185	221
THIRD CIRCUIT.....	12,336	11,780	12,159	11,957	2,628	2,860	3,049	2,439	9,708	8,920	9,110	9,518
DELAWARE.....	454	495	468	481	77	124	114	87	377	371	354	394
NEW JERSEY.....	3,137	2,572	2,741	2,968	707	759	751	715	2,430	1,813	1,990	2,253
PENNSYLVANIA EASTERN.....	3,896	4,315	3,994	4,217	619	703	728	594	3,277	3,612	3,266	3,623
PENNSYLVANIA MIDDLE.....	1,256	1,389	1,438	1,207	771	714	908	577	485	675	530	630
PENNSYLVANIA WESTERN.....	1,703	1,770	1,600	1,873	438	525	531	432	1,265	1,245	1,069	1,441
VIRGIN ISLANDS.....	1,890	1,239	1,918	1,211	16	35	17	34	1,874	1,204	1,901	1,177
FOURTH CIRCUIT....	11,714	13,018	11,738	12,994	4,485	4,742	4,418	4,809	7,229	8,276	7,320	8,185
MARYLAND.....	1,792	2,081	1,858	2,015	472	672	563	581	1,320	1,409	1,295	1,434
NO. CAROLINA EASTERN.....	630	692	480	842	172	201	132	241	458	491	348	601
NO. CAROLINA MIDDLE.....	677	685	542	820	159	189	138	210	518	496	404	610
NO. CAROLINA WESTERN.....	561	574	639	496	104	132	121	115	457	442	518	381
SOUTH CAROLINA.....	1,671	2,609	2,260	2,020	599	1,176	1,026	749	1,072	1,433	1,294	1,271
VIRGINIA EASTERN.....	1,461	2,703	2,645	1,519	363	608	602	369	1,098	2,095	2,043	1,150
VIRGINIA WESTERN.....	1,256	1,645	1,807	1,094	710	756	1,051	415	546	889	756	679
W. VIRGINIA NORTHERN.....	643	578	382	839	224	183	89	318	419	395	293	521
W. VIRGINIA SOUTHERN.....	3,023	1,451	1,125	3,349	1,682	825	696	1,811	1,341	626	429	1,538

TABLE C 1. UNITED STATES DISTRICT COURTS
CIVIL CASES COMMENCED, TERMINATED AND PENDING FOR THE TWELVE MONTH PERIOD ENDED JUNE 30, 1977

CIRCUIT AND DISTRICT	TOTAL CIVIL CASES				U.S. CIVIL CASES				PRIVATE CIVIL CASES			
	PENDING JUNE 30 1976	COM-MENCED	TERMI-NATED	PENDING JUNE 30 1977	PENDING JUNE 30 1976	COM-MENCED	TERMI-NATED	PENDING JUNE 30 1977	PENDING JUNE 30 1976	COM-MENCED	TERMI-NATED	PENDING JUNE 30 1977
FIFTH CIRCUIT.....	29,128	30,950	26,344	33,734	5,249	7,791	5,722	7,318	23,879	23,159	20,622	26,416
ALABAMA NORTHERN.....	1,450	1,775	1,662	1,563	443	516	516	443	1,007	1,259	1,146	1,120
ALABAMA MIDDLE.....	261	764	723	302	38	149	132	55	223	615	591	247
ALABAMA SOUTHERN.....	402	702	684	440	46	104	85	65	356	598	579	375
FLORIDA NORTHERN.....	292	591	532	351	81	161	158	84	211	430	374	267
FLORIDA MIDDLE.....	2,971	2,598	2,185	3,384	455	696	579	572	2,516	1,902	1,606	2,812
FLORIDA SOUTHERN.....	1,873	4,308	2,431	3,750	598	2,067	614	2,049	1,277	2,241	1,817	1,701
GEORGIA NORTHERN.....	2,314	2,481	2,315	2,480	406	625	547	484	1,908	1,856	1,768	1,996
GEORGIA MIDDLE.....	403	648	558	493	84	142	116	110	319	506	442	383
GEORGIA SOUTHERN.....	761	790	747	804	119	118	102	135	642	672	645	669
LOUISIANA EASTERN.....	4,906	4,267	3,803	5,370	340	424	372	392	4,566	3,843	3,431	4,978
LOUISIANA MIDDLE.....	405	435	365	475	80	57	71	66	325	378	294	409
LOUISIANA WESTERN.....	1,586	1,406	1,403	1,589	297	367	400	264	1,289	1,099	1,003	1,325
MISSISSIPPI NORTHERN.....	662	653	547	768	122	167	111	178	540	486	436	590
MISSISSIPPI SOUTHERN.....	940	1,135	942	1,133	217	315	225	307	723	820	717	826
TEXAS NORTHERN.....	2,720	2,439	2,309	2,850	517	560	527	550	2,203	1,879	1,782	2,300
TEXAS EASTERN.....	1,281	1,320	939	1,662	311	294	215	390	370	1,026	724	1,272
TEXAS SOUTHERN.....	4,182	2,832	2,572	4,442	667	559	541	685	3,515	2,273	2,031	3,757
TEXAS WESTERN.....	1,270	1,205	1,117	1,358	395	441	385	451	875	764	732	907
CANAL ZONE.....	449	601	530	520	35	29	26	38	414	572	504	482
SIXTH CIRCUIT.....	14,370	14,213	11,738	16,845	5,310	5,840	4,405	6,745	9,060	8,373	7,333	10,100
KENTUCKY EASTERN.....	2,785	1,699	1,114	3,370	2,240	1,292	779	2,753	545	407	335	617
KENTUCKY WESTERN.....	1,025	1,023	628	1,420	351	427	229	549	674	596	399	871
MICHIGAN EASTERN.....	3,480	3,392	2,948	3,924	707	1,064	847	924	2,773	2,328	2,101	3,000
MICHIGAN WESTERN.....	1,233	810	586	1,457	293	304	174	423	940	506	412	1,034
OHIO NORTHERN.....	2,311	2,747	2,547	2,511	522	922	775	669	1,789	1,825	1,772	1,842
OHIO SOUTHERN.....	1,778	1,997	1,787	1,938	636	979	855	730	1,142	1,018	902	1,258
TENNESSEE EASTERN.....	505	1,018	961	562	213	393	399	207	292	625	562	355
TENNESSEE MIDDLE.....	586	684	576	694	187	216	184	219	399	468	392	475
TENNESSEE WESTERN.....	667	843	591	919	161	243	133	271	506	600	458	648
SEVENTH CIRCUIT....	9,699	9,147	8,630	10,216	2,161	2,555	2,379	2,337	7,538	6,592	6,251	7,879
ILLINOIS NORTHERN.....	4,018	4,531	4,180	4,369	653	922	864	711	3,365	3,609	3,316	3,658
ILLINOIS EASTERN.....	711	622	610	723	280	285	285	280	431	337	325	443
ILLINOIS SOUTHERN.....	547	489	418	618	146	123	131	138	401	366	287	480
INDIANA NORTHERN.....	1,178	884	729	1,333	257	317	220	354	921	567	509	979
INDIANA SOUTHERN.....	1,206	1,302	1,145	1,363	279	416	410	285	927	886	735	1,078
WISCONSIN EASTERN.....	1,145	800	926	1,019	296	253	268	281	849	547	658	738
WISCONSIN WESTERN.....	894	519	622	791	250	239	201	288	644	280	421	503

TABLE C 1. UNITED STATES DISTRICT COURTS
CIVIL CASES COMMENCED, TERMINATED AND PENDING FOR THE TWELVE MONTH PERIOD ENDED JUNE 30, 1977

CIRCUIT AND DISTRICT	TOTAL CIVIL CASES				U.S. CIVIL CASES				PRIVATE CIVIL CASES			
	PENDING JUNE 30 1976	COM- MENCED	TERMI- NATED	PENDING JUNE 30 1977	PENDING JUNE 30 1976	COM- MENCED	TERMI- NATED	PENDING JUNE 30 1977	PENDING JUNE 30 1976	COM- MENCED	TERMI- NATED	PENDING JUNE 30 1977
EIGHTH CIRCUIT....	7,970	8,128	7,153	8,945	2,054	2,733	2,289	2,498	5,916	5,395	4,864	6,447
ARKANSAS EASTERN.....	1,307	1,075	775	1,607	262	298	174	386	1,045	777	601	1,221
ARKANSAS WESTERN.....	657	529	407	779	240	186	129	297	417	343	278	482
IOWA NORTHERN.....	251	262	229	284	52	78	72	58	199	184	157	226
IOWA SOUTHERN.....	557	540	470	627	120	180	161	139	437	360	309	488
MINNESOTA.....	1,642	1,211	1,199	1,654	323	373	348	348	1,319	838	851	1,306
MISSOURI EASTERN.....	825	1,537	1,383	979	197	428	383	242	628	1,109	1,000	737
MISSOURI WESTERN.....	1,454	1,762	1,543	1,673	520	825	716	629	934	937	827	1,044
NEBRASKA.....	732	700	707	725	158	178	149	187	574	522	558	538
NORTH DAKOTA.....	174	239	185	228	53	88	74	67	121	151	111	161
SOUTH DAKOTA.....	371	273	255	369	129	99	83	145	242	174	172	244
NINTH CIRCUIT.....	17,418	15,448	14,669	18,197	5,654	5,707	5,477	5,884	11,764	9,741	9,192	12,313
ALASKA.....	421	371	296	496	189	124	120	193	232	247	176	303
ARIZONA.....	1,249	1,330	1,043	1,536	400	527	424	503	849	803	619	1,033
CALIFORNIA NORTHERN...	3,001	3,104	2,960	3,145	719	955	893	781	2,282	2,149	2,067	2,364
CALIFORNIA EASTERN...	1,383	930	851	1,462	863	373	341	695	720	557	510	767
CALIFORNIA CENTRAL...	4,176	4,463	4,240	4,899	1,073	1,698	1,533	1,238	3,103	2,765	2,707	3,161
CALIFORNIA SOUTHERN..	1,538	857	1,235	1,160	1,094	451	889	656	444	406	346	504
HAWAII.....	622	462	341	743	130	133	97	166	492	329	244	577
IDAHO.....	459	383	386	456	183	182	175	190	276	201	211	266
MONTANA.....	430	389	324	495	135	127	99	163	295	262	225	332
NEVADA.....	625	497	476	646	142	151	124	169	483	346	352	477
OREGON.....	1,298	1,036	1,093	1,241	287	302	250	339	1,011	734	843	902
WASHINGTON EASTERN...	407	348	267	488	145	135	107	173	262	213	160	315
WASHINGTON WESTERN...	1,524	1,206	1,040	1,690	469	539	413	595	1,055	667	627	1,095
GUAM.....	285	72	117	240	25	10	12	23	260	62	105	217
TENTH CIRCUIT.....	5,597	6,207	5,586	6,218	1,451	1,866	1,716	1,601	4,146	4,341	3,870	4,617
COLORADO.....	1,438	1,223	1,204	1,457	306	336	338	304	1,132	887	866	1,153
KANSAS.....	1,481	1,315	979	1,817	377	441	339	479	1,104	874	640	1,338
NEW MEXICO.....	507	751	691	567	144	217	180	181	363	534	511	386
OKLAHOMA NORTHERN....	544	574	595	523	203	162	239	126	341	412	356	397
OKLAHOMA EASTERN.....	266	403	403	266	74	140	131	83	192	263	272	183
OKLAHOMA WESTERN.....	676	1,188	1,031	833	176	362	309	229	500	826	722	604
UTAH.....	531	499	450	580	124	148	113	159	407	357	337	421
WYOMING.....	154	254	233	175	47	60	67	40	107	194	166	135

TABLE C 1. UNITED STATES DISTRICT COURTS
CIVIL CASES COMMENCED, TERMINATED AND PENDING FOR THE TWELVE MONTH PERIOD ENDED JUNE 30, 1978

CIRCUIT AND DISTRICT	TOTAL CIVIL CASES			U.S. CIVIL CASES			PRIVATE CIVIL CASES					
	PENDING JUNE 30 1977	COM- MENCED	TERMI- NATED	PENDING JUNE 30 1978	PENDING JUNE 30 1977	COM- MENCED	TERMI- NATED	PENDING JUNE 30 1978	PENDING JUNE 30 1977	COM- MENCED	TERMI- NATED	PENDING JUNE 30 1978
TOTAL ALL DISTRICTS..	153,606	138,770	125,914	166,462	40,048	46,811	39,399	47,460	113,558	91,959	86,515	119,002
DISTRICT OF COLUMBIA.	1,962	2,454	2,427	1,989	1,072	1,516	1,463	1,125	890	938	964	864
FIRST CIRCUIT.....	16,791	7,579	6,333	18,037	2,307	2,127	1,785	2,649	14,484	5,452	4,548	15,388
MAINE.....	404	394	247	551	173	169	98	244	231	225	149	307
MASSACHUSETTS.....	13,324	3,617	2,676	14,265	1,102	707	483	1,326	12,222	2,910	2,193	12,939
NEW HAMPSHIRE.....	365	423	327	461	54	91	57	88	311	332	270	373
RHODE ISLAND.....	817	703	617	903	152	143	102	193	665	560	515	710
PUERTO RICO.....	1,881	2,442	2,466	1,857	826	1,017	1,045	798	1,055	1,425	1,421	1,059
SECOND CIRCUIT....	15,747	12,309	11,734	16,322	3,038	2,952	2,730	3,260	12,709	9,357	9,004	13,062
CONNECTICUT.....	2,035	1,667	1,271	2,431	361	456	364	453	1,674	1,211	907	1,978
NEW YORK NORTHERN.....	786	621	474	933	205	173	147	231	581	448	327	702
NEW YORK EASTERN.....	3,352	2,643	2,339	3,656	930	954	817	1,067	2,422	1,689	1,522	2,589
NEW YORK SOUTHERN.....	8,092	6,328	6,536	7,884	1,113	979	1,009	1,083	6,979	5,349	5,527	6,801
NEW YORK WESTERN.....	1,167	764	802	1,127	335	276	285	326	822	488	517	803
VERMONT.....	315	286	312	289	94	114	108	100	221	172	204	189
THIRD CIRCUIT.....	11,957	11,656	11,425	12,188	2,439	2,919	3,005	2,353	9,518	8,737	8,420	9,835
DELAWARE.....	481	567	511	537	87	127	113	101	394	440	398	436
NEW JERSEY.....	2,968	2,945	2,912	3,001	715	877	796	796	2,253	2,068	2,116	2,205
PENNSYLVANIA EASTERN.....	4,217	4,543	4,207	4,553	594	767	743	618	3,623	3,776	3,464	3,935
PENNSYLVANIA MIDDLE.....	1,207	1,331	1,484	1,054	577	633	831	379	630	698	653	675
PENNSYLVANIA WESTERN.....	1,873	1,637	1,587	1,923	432	493	495	430	1,441	1,144	1,092	1,493
VIRGIN ISLANDS.....	1,211	633	724	1,120	34	22	27	29	1,177	611	697	1,091
FOURTH CIRCUIT....	12,994	13,112	12,897	13,209	4,809	4,450	4,373	4,886	8,185	8,662	8,524	8,323
MARYLAND.....	2,015	2,360	2,184	2,191	581	737	747	571	1,434	1,623	1,437	1,620
NO. CAROLINA EASTERN.....	842	982	968	856	241	366	273	334	601	616	695	522
NO. CAROLINA MIDDLE.....	820	600	599	821	210	185	175	220	610	415	424	601
NO. CAROLINA WESTERN.....	496	646	602	540	115	155	137	133	381	491	465	407
SOUTH CAROLINA.....	2,020	2,428	2,138	2,310	749	1,088	890	947	1,271	1,340	1,248	1,363
VIRGINIA EASTERN.....	1,519	2,845	2,751	1,613	369	556	562	363	1,150	2,289	2,189	1,250
VIRGINIA WESTERN.....	1,094	1,634	1,749	979	415	639	748	306	679	995	1,001	673
W. VIRGINIA NORTHERN.....	839	404	606	637	318	111	200	229	521	293	406	408
W. VIRGINIA SOUTHERN.....	3,849	1,213	1,300	3,262	1,811	613	641	1,783	1,538	600	659	1,479

TABLE C 1. UNITED STATES DISTRICT COURTS
CIVIL CASES COMMENCED, TERMINATED AND PENDING FOR THE TWELVE MONTH PERIOD ENDED JUNE 30, 1978

CIRCUIT AND DISTRICT	TOTAL CIVIL CASES			U.S. CIVIL CASES			PRIVATE CIVIL CASES					
	PENDING JUNE 30 1977	COM- MENCED	TERMI- NATED	PENDING JUNE 30 1978	PENDING JUNE 30 1977	COM- MENCED	TERMI- NATED	PENDING JUNE 30 1978	PENDING JUNE 30 1977	COM- MENCED	TERMI- NATED	PENDING JUNE 30 1978
FIFTH CIRCUIT.....	33,734	36,138	29,662	40,210	7,318	13,011	8,112	12,217	26,416	23,127	21,550	27,993
ALABAMA NORTHERN.....	1,563	1,808	1,870	1,501	443	540	619	364	1,120	1,268	1,251	1,137
ALABAMA MIDDLE.....	302	722	735	289	55	143	144	57	247	576	591	232
ALABAMA SOUTHERN.....	440	763	745	458	65	128	119	74	375	635	626	384
FLORIDA NORTHERN.....	351	656	591	416	84	202	175	111	267	454	416	305
FLORIDA MIDDLE.....	3,384	2,788	2,587	3,585	572	924	666	830	2,812	1,864	1,921	2,755
FLORIDA SOUTHERN.....	3,750	8,098	3,820	8,028	2,049	6,088	2,052	6,085	1,701	2,010	1,768	1,943
GEORGIA NORTHERN.....	2,480	2,505	2,357	2,628	484	691	640	535	1,996	1,814	1,717	2,093
GEORGIA MIDDLE.....	493	678	637	534	110	174	168	116	383	504	469	418
GEORGIA SOUTHERN.....	804	739	634	909	135	180	113	202	669	559	521	707
LOUISIANA EASTERN.....	5,370	4,079	3,533	5,916	392	504	448	448	4,978	3,575	3,085	5,468
LOUISIANA MIDDLE.....	475	572	492	555	66	126	105	87	409	446	387	468
LOUISIANA WESTERN.....	1,589	1,552	1,506	1,635	264	407	376	295	1,325	1,145	1,130	1,340
MISSISSIPPI NORTHERN.....	768	705	673	800	178	242	173	247	590	463	500	553
MISSISSIPPI SOUTHERN.....	1,133	1,285	1,018	1,400	307	371	296	382	826	914	722	1,018
TEXAS NORTHERN.....	2,850	2,441	2,191	3,100	550	591	534	607	2,300	1,850	1,657	2,493
TEXAS EASTERN.....	1,662	1,580	1,317	1,925	390	421	340	471	1,272	1,159	977	1,454
TEXAS SOUTHERN.....	4,442	3,294	3,245	4,491	685	777	679	783	3,757	2,517	2,566	3,708
TEXAS WESTERN.....	1,358	1,307	1,164	1,501	451	474	436	489	907	833	728	1,012
CANAL ZONE.....	520	566	547	539	38	25	29	34	482	541	518	505
SIXTH CIRCUIT.....	16,845	14,460	12,707	18,598	6,745	5,765	4,878	7,632	10,100	8,695	7,829	10,966
KENTUCKY EASTERN.....	3,370	1,296	979	3,687	2,753	888	663	2,978	617	408	316	709
KENTUCKY WESTERN.....	1,420	898	955	1,363	549	348	419	478	871	550	536	885
MICHIGAN EASTERN.....	3,924	3,531	2,839	4,616	924	1,108	807	1,225	3,000	2,423	2,032	3,391
MICHIGAN WESTERN.....	1,457	929	529	1,857	423	483	131	775	1,034	446	398	1,082
OHIO NORTHERN.....	2,511	2,782	2,639	2,654	669	1,027	959	737	1,842	1,755	1,680	1,917
OHIO SOUTHERN.....	1,988	2,477	2,123	2,342	730	1,053	953	830	1,258	1,424	1,270	1,512
TENNESSEE EASTERN.....	562	1,010	1,074	498	207	346	404	149	355	664	670	349
TENNESSEE MIDDLE.....	694	715	646	763	219	284	228	275	475	431	418	488
TENNESSEE WESTERN.....	919	822	923	818	271	228	314	185	648	594	609	633
SEVENTH CIRCUIT...	10,216	10,008	9,519	10,705	2,337	2,706	2,464	2,579	7,879	7,302	7,055	8,126
ILLINOIS NORTHERN.....	4,369	4,942	4,776	4,535	711	842	900	653	3,658	4,100	3,876	3,882
ILLINOIS EASTERN.....	723	914	818	819	280	403	335	348	443	511	483	471
ILLINOIS SOUTHERN.....	618	707	612	713	138	169	148	159	480	538	464	554
INDIANA NORTHERN.....	1,333	915	915	1,333	354	337	237	454	979	578	678	879
INDIANA SOUTHERN.....	1,363	1,253	1,168	1,448	285	432	388	329	1,078	821	780	1,119
WISCONSIN EASTERN.....	1,019	789	697	1,111	281	296	235	342	738	493	462	769
WISCONSIN WESTERN.....	791	488	533	746	288	227	221	294	503	261	312	452

TABLE C 1. UNITED STATES DISTRICT COURTS
CIVIL CASES COMMENCED, TERMINATED AND PENDING FOR THE TWELVE MONTH PERIOD ENDED JUNE 30, 1978

CIRCUIT AND DISTRICT	TOTAL CIVIL CASES			U.S. CIVIL CASES			PRIVATE CIVIL CASES					
	PENDING JUNE 30 1977	COM- MENCED	TERMI- NATED	PENDING JUNE 30 1978	PENDING JUNE 30 1977	COM- MENCED	TERMI- NATED	PENDING JUNE 30 1978	PENDING JUNE 30 1977	COM- MENCED	TERMI- NATED	PENDING JUNE 30 1978
EIGHTH CIRCUIT....	8,945	7,968	7,357	9,556	2,498	2,848	2,517	2,829	6,447	5,120	4,840	6,727
ARKANSAS EASTERN.....	1,607	888	765	1,730	386	288	237	437	1,221	600	528	1,293
ARKANSAS WESTERN.....	779	479	467	791	297	160	151	306	482	319	316	485
IOWA NORTHERN.....	284	297	301	280	58	98	88	68	226	199	213	212
IOWA SOUTHERN.....	627	554	442	739	139	185	155	169	488	369	287	570
MINNESOTA.....	1,654	1,142	1,114	1,682	348	461	334	475	1,306	681	780	1,207
MISSOURI EASTERN.....	979	1,498	1,346	1,131	242	356	344	254	737	1,142	1,002	877
MISSOURI WESTERN.....	1,673	1,753	1,667	1,759	629	846	777	698	1,044	907	890	1,061
NEBRASKA.....	725	788	726	787	187	225	211	201	538	563	515	586
NORTH DAKOTA.....	228	269	250	247	67	131	115	83	161	138	135	164
SOUTH DAKOTA.....	389	300	279	410	145	98	105	138	244	202	174	272
NINTH CIRCUIT.....	18,197	16,385	15,824	18,758	5,884	6,494	6,157	6,221	12,313	9,891	9,667	12,537
ALASKA.....	496	378	347	527	193	136	130	199	303	242	217	328
ARIZONA.....	1,536	1,315	1,191	1,660	503	510	451	562	1,033	805	740	1,098
CALIFORNIA NORTHERN..	3,145	3,082	3,183	3,044	781	1,001	1,014	768	2,364	2,081	2,169	2,276
CALIFORNIA EASTERN..	1,462	968	967	1,463	695	427	433	689	767	541	534	774
CALIFORNIA CENTRAL..	4,399	4,865	4,623	4,841	1,238	2,074	1,871	1,441	3,161	2,791	2,752	3,200
CALIFORNIA SOUTHERN..	1,160	832	982	1,010	656	428	631	453	504	404	351	557
HAWAII.....	743	535	402	876	166	145	110	201	577	390	292	675
IDAHO.....	456	463	381	538	190	265	193	262	266	198	188	276
MONTANA.....	495	412	419	488	163	134	157	140	332	278	262	348
NEVADA.....	646	479	513	612	169	122	154	137	477	357	359	475
OREGON.....	1,241	1,197	1,183	1,255	339	353	364	328	902	844	819	927
WASHINGTON EASTERN..	488	374	358	504	173	155	123	205	315	219	235	299
WASHINGTON WESTERN..	1,690	1,191	1,140	1,741	595	563	513	645	1,095	628	627	1,096
GUAM.....	240	268	134	374	23	181	13	191	217	87	121	183
NORTHERN MARIANAS...	-	26	1	25	-	-	-	-	-	26	1	25
TENTH CIRCUIT.....	6,218	6,701	6,029	6,890	1,601	2,023	1,915	1,709	4,617	4,678	4,114	5,181
COLORADO.....	1,457	1,282	1,217	1,522	304	326	308	322	1,153	956	909	1,200
KANSAS.....	1,817	1,431	1,254	1,994	479	513	482	510	1,338	918	772	1,484
NEW MEXICO.....	567	947	782	732	181	236	238	179	386	711	544	553
OKLAHOMA NORTHERN..	523	577	543	557	126	194	162	158	397	383	381	399
OKLAHOMA EASTERN..	266	434	397	303	83	134	147	70	183	300	250	233
OKLAHOMA WESTERN..	833	1,250	1,169	914	229	374	362	241	604	876	807	673
UTAH.....	580	540	410	710	159	173	142	190	421	367	268	520
WYOMING.....	175	240	257	158	40	73	74	39	135	167	183	119

TABLE C1. UNITED STATES DISTRICT COURTS
 CIVIL CASES COMMENCED, TERMINATED AND PENDING FOR THE TWELVE MONTH PERIOD ENDED JUNE 30, 1979

CIRCUIT AND DISTRICT	TOTAL CIVIL CASES				U.S. CIVIL CASES				PRIVATE CIVIL CASES			
	PENDING JUNE 30 1978	COM- MENCED	TERMI- NATED	PENDING JUNE 30 1979	PENDING JUNE 30 1978	COM- MENCED	TERMI- NATED	PENDING JUNE 30 1979	PENDING JUNE 30 1978	COM- MENCED	TERMI- NATED	PENDING JUNE 30 1979
TOTAL ALL DISTRICTS..	166,462	154,666	143,323	177,805	47,460	55,840	47,184	56,116	119,002	98,826	96,139	121,689
DISTRICT OF COLUMBIA.	1,989	3,121	2,762	2,348	1,125	1,974	1,555	1,544	864	1,147	1,207	804
FIRST CIRCUIT.....	18,037	7,396	9,629	15,804	2,649	2,330	2,181	2,798	15,388	5,066	7,448	13,006
MAINE.....	551	405	340	616	244	174	140	278	307	231	200	338
MASSACHUSETTS.....	14,265	2,758	5,303	11,720	1,326	772	696	1,402	12,939	1,986	4,607	10,318
NEW HAMPSHIRE.....	461	484	447	498	88	137	122	103	373	347	325	395
RHODE ISLAND.....	903	757	658	1,002	193	197	144	246	710	560	514	756
PUERTO RICO.....	1,857	2,992	2,881	1,968	798	1,050	1,079	769	1,059	1,942	1,802	1,199
SECOND CIRCUIT....	16,322	14,050	13,244	17,128	3,260	3,812	3,282	3,790	13,062	10,238	9,962	13,338
CONNECTICUT.....	2,431	1,834	1,553	2,712	453	616	495	574	1,978	1,218	1,058	2,138
NEW YORK NORTHERN.....	933	812	625	1,120	231	216	154	293	702	596	471	827
NEW YORK EASTERN.....	3,656	3,147	3,021	3,782	1,067	1,265	1,129	1,203	2,589	1,882	1,892	2,579
NEW YORK SOUTHERN.....	7,884	6,896	6,801	7,979	1,083	1,133	1,037	1,179	6,801	5,763	5,764	6,800
NEW YORK WESTERN.....	1,129	1,069	953	1,245	326	459	343	442	803	610	610	803
VERMONT.....	289	292	291	290	100	123	124	99	189	169	167	191
THIRD CIRCUIT.....	12,188	13,286	13,487	11,987	2,353	3,829	3,863	2,319	9,835	9,457	9,624	9,668
DELAWARE.....	537	604	560	581	101	192	156	137	436	412	404	444
NEW JERSEY.....	3,001	3,785	3,740	3,046	796	1,389	1,392	793	2,205	2,396	2,348	2,253
PENNSYLVANIA EASTERN.....	4,553	4,793	4,723	4,623	618	832	853	597	3,935	3,961	3,870	4,026
PENNSYLVANIA MIDDLE.....	1,054	1,555	1,556	1,053	379	813	821	371	675	742	735	682
PENNSYLVANIA WESTERN.....	1,923	1,910	2,145	1,688	430	587	621	396	1,493	1,323	1,524	1,292
VIRGIN ISLANDS.....	1,120	639	763	996	29	16	20	25	1,091	623	743	971
FOURTH CIRCUIT....	13,209	14,561	13,634	14,136	4,886	5,259	4,918	5,227	8,323	9,302	8,716	8,909
MARYLAND.....	2,191	2,688	2,447	2,432	571	823	806	588	1,620	1,865	1,641	1,844
NO. CAROLINA EASTERN.....	856	1,399	1,071	1,184	334	594	410	518	522	805	661	666
NO. CAROLINA MIDDLE.....	821	836	712	945	220	373	317	276	601	463	395	669
NO. CAROLINA WESTERN.....	540	774	688	626	133	297	282	148	407	477	406	478
SOUTH CAROLINA.....	2,310	2,343	2,097	2,556	947	1,064	998	1,013	1,363	1,279	1,099	1,543
VIRGINIA EASTERN.....	1,613	3,120	3,035	1,698	363	649	635	377	1,250	2,471	2,400	1,321
VIRGINIA WESTERN.....	979	1,683	1,409	1,253	306	678	532	452	673	1,005	877	801
W. VIRGINIA NORTHERN.....	637	475	453	659	229	152	93	288	408	323	360	371
W. VIRGINIA SOUTHERN.....	3,262	1,243	1,722	2,783	1,783	629	845	1,567	1,479	614	877	1,216
FIFTH CIRCUIT.....	40,210	38,193	33,219	45,184	12,217	13,210	10,333	15,094	27,993	24,983	22,886	30,090
ALABAMA NORTHERN.....	1,501	1,688	1,815	1,374	364	475	557	282	1,137	1,218	1,258	1,092
ALABAMA MIDDLE.....	289	1,000	831	458	57	244	222	79	232	756	609	379
ALABAMA SOUTHERN.....	458	759	703	514	74	142	141	75	384	617	562	439
FLORIDA NORTHERN.....	416	832	789	459	111	292	262	141	305	540	527	318
FLORIDA MIDDLE.....	3,585	3,336	3,348	3,573	830	1,339	1,067	1,102	2,755	1,997	2,281	2,471
FLORIDA SOUTHERN.....	8,028	6,904	4,738	10,194	6,085	4,586	2,693	7,978	1,943	2,318	2,045	2,216
GEORGIA NORTHERN.....	2,628	2,775	2,558	2,845	535	715	717	523	2,093	2,060	1,841	2,312
GEORGIA MIDDLE.....	534	828	796	566	116	263	241	138	418	565	555	428
GEORGIA SOUTHERN.....	909	1,009	960	958	202	345	280	267	707	664	680	691
LOUISIANA EASTERN.....	5,916	4,685	4,086	6,515	448	741	569	620	5,468	3,944	3,517	5,895
LOUISIANA MIDDLE.....	555	598	447	706	87	103	92	98	468	495	355	608
LOUISIANA WESTERN.....	1,635	1,810	1,520	1,925	295	495	420	370	1,340	1,315	1,100	1,555
MISSISSIPPI NORTHERN.....	800	880	864	816	247	336	291	292	556	544	573	524
MISSISSIPPI SOUTHERN.....	1,400	1,554	1,442	1,512	382	636	576	442	1,018	918	866	1,070
TEXAS NORTHERN.....	3,100	2,579	2,259	3,420	607	625	554	678	2,493	1,954	1,705	2,742
TEXAS EASTERN.....	1,925	1,528	1,265	2,188	471	425	366	530	1,454	1,103	899	1,658
TEXAS SOUTHERN.....	4,491	3,570	3,165	4,896	783	871	778	876	3,708	2,699	2,387	4,020
TEXAS WESTERN.....	1,501	1,323	1,211	1,613	489	550	490	549	1,012	773	721	1,064
CANAL ZONE.....	539	535	422	652	34	27	17	44	505	508	405	608
SIXTH CIRCUIT.....	18,598	16,542	14,292	20,848	7,632	7,109	5,552	9,189	10,966	9,433	8,740	11,659
KENTUCKY EASTERN.....	3,687	1,082	943	3,826	2,978	711	652	3,037	709	371	291	789
KENTUCKY WESTERN.....	1,363	982	1,061	1,284	478	343	383	438	885	639	678	846
MICHIGAN EASTERN.....	4,616	4,930	4,070	5,475	1,225	2,242	1,414	2,053	3,391	2,668	2,656	3,423
MICHIGAN WESTERN.....	1,857	945	641	2,161	775	426	195	1,006	1,082	519	446	1,155
OHIO NORTHERN.....	2,654	3,077	2,517	3,214	737	1,225	931	1,031	1,917	1,852	1,586	2,183
OHIO SOUTHERN.....	2,342	2,652	2,271	2,723	830	1,131	965	996	1,512	1,521	1,306	1,727
TENNESSEE EASTERN.....	498	1,106	1,062	542	149	336	327	158	349	770	735	384
TENNESSEE MIDDLE.....	763	761	773	751	275	288	340	223	488	473	433	528
TENNESSEE WESTERN.....	818	1,007	954	871	185	407	345	247	633	600	609	624
SEVENTH CIRCUIT...	10,705	11,352	10,075	11,982	2,579	3,249	2,842	2,986	8,126	8,103	7,233	8,996
ILLINOIS NORTHERN.....	4,535	5,368	4,992	4,911	653	901	814	740	3,882	4,467	4,178	4,171
ILLINOIS CENTRAL.....	819	866	670	784	348	413	335	245	471	473	335	539
ILLINOIS SOUTHERN.....	713	805	710	1,059	159	243	228	355	554	562	482	704
INDIANA NORTHERN.....	1,333	1,219	950	1,602	454	509	356	607	879	710	594	995
INDIANA SOUTHERN.....	1,448	1,564	1,333	1,679	329	622	531	420	1,119	942	802	1,259
WISCONSIN EASTERN.....	1,111	945	946	1,110	342	365	365	342	769	580	581	768
WISCONSIN WESTERN.....	746	565	474	837	294	196	213	277	452	369	261	560

TABLE C1. UNITED STATES DISTRICT COURTS
 CIVIL CASES COMMENCED, TERMINATED AND PENDING FOR THE TWELVE MONTH PERIOD ENDED JUNE 30, 1979

CIRCUIT AND DISTRICT	TOTAL CIVIL CASES				U.S. CIVIL CASES				PRIVATE CIVIL CASES			
	PENDING JUNE 30 1978	COM- MENCED	TERMI- NATED	PENDING JUNE 30 1979	PENDING JUNE 30 1978	COM- MENCED	TERMI- NATED	PENDING JUNE 30 1979	PENDING JUNE 30 1978	COM- MENCED	TERMI- NATED	PENDING JUNE 30 1979
EIGHTH CIRCUIT.....	9,566	9,217	8,405	10,368	2,829	3,762	3,317	3,274	6,727	5,455	5,088	7,094
ARKANSAS EASTERN.....	1,730	1,166	1,162	1,734	437	406	424	419	1,293	760	738	1,315
ARKANSAS WESTERN.....	791	536	476	851	306	239	180	365	485	297	296	488
IOWA NORTHERN.....	280	349	342	287	88	139	125	82	212	210	217	205
IOWA SOUTHERN.....	739	691	562	868	169	314	252	231	570	377	310	637
MINNESOTA.....	1,682	1,326	1,305	1,703	475	598	473	600	1,207	728	832	1,103
MISSOURI EASTERN.....	1,131	1,751	1,613	1,269	254	539	532	261	877	1,212	1,081	1,008
MISSOURI WESTERN.....	1,759	1,805	1,625	1,939	698	918	850	766	1,061	887	775	1,173
NEBRASKA.....	787	876	756	907	201	278	228	251	586	598	528	656
NORTH DAKOTA.....	247	348	312	283	83	196	151	128	164	152	161	155
SOUTH DAKOTA.....	410	369	252	527	138	135	102	171	272	234	150	356
NINTH CIRCUIT.....	18,758	18,941	17,292	20,407	6,221	8,141	6,711	7,651	12,537	10,800	10,581	12,758
ALASKA.....	527	457	364	620	199	158	131	226	326	299	233	394
ARIZONA.....	1,860	1,357	1,171	1,846	562	610	489	683	1,098	747	682	1,183
CALIFORNIA NORTHERN.....	3,044	3,169	3,242	2,971	758	1,237	1,093	912	2,276	1,932	2,149	2,059
CALIFORNIA EASTERN.....	1,463	1,091	1,145	1,409	689	549	564	676	774	542	581	733
CALIFORNIA CENTRAL.....	4,641	5,222	5,483	4,380	1,441	2,004	2,035	1,408	3,200	3,218	3,448	2,972
CALIFORNIA SOUTHERN.....	1,010	1,498	1,230	1,278	453	1,037	813	677	557	461	417	601
HAWAII.....	876	577	429	1,024	201	115	88	228	675	462	341	796
IDAHO.....	538	655	514	679	262	368	281	369	276	267	233	310
MONTANA.....	468	471	408	551	140	180	145	175	348	291	263	376
NEVADA.....	612	548	498	662	137	153	125	165	475	395	373	497
OREGON.....	1,255	1,327	1,109	1,473	328	412	304	436	927	915	805	1,037
WASHINGTON EASTERN.....	504	428	335	597	205	217	149	273	289	211	186	324
WASHINGTON WESTERN.....	1,741	1,714	1,183	2,272	645	824	466	1,003	1,096	890	717	1,269
GUAM.....	374	343	127	590	191	256	28	419	183	87	99	171
NORTHERN MARIANAS.....	25	84	54	55	-	1	-	1	25	83	54	54
TENTH CIRCUIT.....	6,890	8,007	7,284	7,613	1,709	3,165	2,630	2,244	5,181	4,842	4,654	5,369
COLORADO.....	1,522	1,559	1,465	1,626	322	538	440	420	1,200	1,031	1,025	1,206
KANSAS.....	1,994	1,509	1,547	1,956	510	662	630	542	1,484	847	917	1,414
NEW MEXICO.....	732	1,067	1,003	796	179	314	284	209	553	753	719	587
OKLAHOMA NORTHERN.....	557	790	517	830	158	374	187	345	399	416	330	485
OKLAHOMA EASTERN.....	303	444	416	331	70	188	166	92	233	256	250	239
OKLAHOMA WESTERN.....	914	1,465	1,317	1,062	241	574	524	291	673	891	793	771
UTAH.....	710	780	693	797	190	368	279	279	520	412	414	518
WYOMING.....	158	383	326	215	39	147	120	66	119	236	206	149

TABLE C 2.—United States district courts. Civil cases commenced during the fiscal years 1969 and 1970 by basis of jurisdiction and nature of suit

Nature of suit	Fiscal year 1969 total	Fiscal year 1970					
		Total	United States cases		Private cases		
			Plaintiff	Defendant	Federal question	Diversity of citizenship	Local jurisdiction
Total cases.....	77,193	87,321	13,310	11,655	34,846	22,854	4,656
Contract actions, total.....	14,951	17,157	3,511	782	4,402	7,735	727
Insurance.....	2,381	2,522	2	337	3	2,116	64
Marine.....	2,921	3,496	41	52	3,403		
Miller Act.....	735	915			916		
Negotiable instruments.....	2,557	2,971	2,429		3	448	91
Recovery of overpayments and enforcement of judgments.....	514	309	212			75	22
Stockholders suits and partnership dissolutions.....	65	78				70	8
Other contract actions.....	5,768	6,865	827	393	77	5,026	542
Real property actions, total.....	3,737	3,284	1,794	216	284	653	337
Condemnation of land.....	1,020	880	721	34	52	38	35
Foreclosure.....	1,064	1,349	982		118	174	75
Rent, lease and ejectment.....	179	183	28	21		107	27
Torts to land.....	403	464	39	80	109	211	25
Other real property actions.....	471	408	24	81	5	123	175
Tort actions, total.....	24,713	25,320	186	1,979	7,198	14,447	1,510
Personal injury:							
Airplane.....	529	584		67	24	485	8
Assault, libel and slander.....	541	578		19		433	126
Employers' Liability Act.....	1,233	1,272			1,272		
Marine.....	7,111	7,257		474	5,195	1,588	
Motor vehicle.....	9,504	9,363		744	15	7,621	983
Other personal injury.....	4,299	4,430		428	5	3,667	330
Personal property damage:							
Fraud.....	419	644	118	14	101	370	41
Other personal property damage.....	1,077	1,192	68	233	586	283	22
Actions under statutes, total.....	31,232	39,348	7,793	8,644	22,675		236
Antitrust.....	783	929	50	2	877		
Bankruptcy trustee suits.....	476	374		6	368		
Banks and banking.....	29	64	2	27	35		
Civil rights.....	2,453	3,985	126	273	3,586		
Commerce, (ICC rates, etc.).....	856	1,132	114	91	927		
Narcotic Addict Rehabilitation Act.....	2,011	3,288	3,288				
Deportation.....	129	144		144			
Prisoner petition:							
Motions to vacate sentence.....	1,444	1,729		1,729			
Parole Board review.....	178	257		232			25
Prison officials—Habeas corpus.....	8,732	10,633		1,600	8,963		100
Prison officials—Mandamus, etc.....	2,570	3,348		624	2,653		71
Forfeiture and penalty suits:							
Agricultural Acts.....	71	65	65				
Food and Drug Act.....	463	550	550				
Liquor laws.....	82	105	105				
Railroad and trucking regulations.....	45	70	70				
Air traffic regulations.....	44	47	47				
Other forfeiture and penalty suits.....	495	622	622				

TABLE C 2.—United States district courts. Civil cases commenced during the fiscal years 1969 and 1970 by basis of jurisdiction and nature of suit—Concluded

Nature of suit	Fiscal year 1969 total	Fiscal year 1970						
		Total	United States cases		Private cases			
			Plaintiff	Defendant	Federal question	Diversity of citizenship	Local jurisdiction	
Labor laws:								
Fair Labor Standards Act.....	2,164	2,176	1,721	4	451			
Labor Management Relations Act.....	1,296	1,475	234	13	1,228			
Labor Management Reporting and Disclosure Act.....	113	121	41	3	77			
Railway Labor Act.....	135	155		4	151			
Other labor litigation.....	13	72	45	8	19			
Protected property rights:								
Copyright.....	558	675			675			
Patent.....	889	1,023		47	976			
Trademark.....	418	452		1	451			
Securities, commodities and exchanges.....	796	1,211	119	1	1,091			
Social security laws.....	1,572	1,735		1,735				
Tax suits.....	1,452	1,509	184	1,285				40
Other statutory actions.....	965	1,392	430	815	147			
Other actions, total.....	2,560	2,212	26	34	287	19		1,846
Domestic relations.....	700	758						758
Insanity.....	816	536						536
Probate.....	145	128						128
Substitute trustee.....	52	23						23
Suits involving local officials.....	403	335		6	269	12		48
Other.....	444	432	26	28	18	7		353

TABLE C2.—U.S. district courts. Civil cases commenced during the fiscal years 1970 and 1971 by basis of jurisdiction and nature of suit

Nature of suit	Fiscal year 1970 total	Fiscal year 1971					
		Total	U.S. cases		Private cases		
			Plaintiff	Defendant	Federal question	Diversity of citizenship	Local jurisdiction
Total cases.....	87,321	93,396	13,183	11,903	39,612	24,620	4,078
Contract actions, total.....	17,157	18,575	3,332	822	4,340	9,395	686
Indemnity on admiralty cases.....	60	39			39		
Insurance.....	2,522	2,732	4	150	3	2,513	62
Marine.....	3,436	3,630	97	80	3,453		
Miller Act.....	916	718			718		
Negotiable Instruments.....	2,971	2,998	2,272	7	4	628	87
Recovery of overpayments and enforcement of judgments.....	309	369	242	2		109	16
Stockholders suits and partnership dissolutions.....	78	60				52	8
Other contract actions.....	6,865	8,029	717	533	123	6,093	513
Real property actions, total.....	3,284	3,603	2,013	175	357	715	348
Condemnation of land.....	880	891	787	21	40	13	30
Foreclosure.....	1,349	1,648	1,127		203	176	142
Rent, lease, and ejectment.....	183	210	21	26	1	130	32
Torts to land.....	464	536	54	55	108	299	20
Other real property actions.....	408	323	24	73	5	97	124
Tort actions, total.....	25,320	25,405	172	1,858	7,669	14,502	1,204
Personal injury:							
Airplane.....	584	618		130	27	451	10
Assault, libel, and slander.....	578	658		29		481	148
Employers' Liability Act.....	1,272	1,353			1,353		
Marine.....	7,257	7,232		313	5,473	1,446	
Motor vehicle.....	9,363	8,779		632	19	7,374	694
Other personal injury.....	4,430	4,771		492	11	3,995	273
Personal property damage:							
Fraud.....	644	900	95	23	245	491	46
Other personal property damage.....	1,192	1,094	77	179	541	264	33
Actions under statutes, total.....	39,348	43,750	7,639	8,995	26,895		221
Antitrust.....	929	1,505	54	6	1,445		
Bankruptcy trustee suits.....	374	295		4	291		
Banks and banking.....	64	62	2	19	41		
Civil rights.....	3,985	5,138	154	375	4,609		
Commerce (ICC rates, etc.).....	1,132	2,014	85	96	1,833		
Narcotic Addict Rehabilitation Act.....	3,268	2,725	2,725				
Deportation.....	144	119		119			
Prisoner petitions:							
Motions to vacate sentence.....	1,729	1,335		1,335			
Parole board review.....	257	208		202			6
Prison officials—habeas corpus.....	10,663	10,043		1,671	8,282		90
Prison officials—mandamus, etc.....	1,182	1,551		699	771		81
Civil rights.....	2,160	3,129		214	2,911		4

TABLE C2.—U.S. district courts. Civil cases commenced during the fiscal years 1970 and 1971 by basis of jurisdiction and nature of suit

Nature of suit	Fiscal year 1970 total	Fiscal year 1971						
		Total	U.S. cases		Private cases			
			Plaintiff	Defendant	Federal question	Diversity of citizenship	Local jurisdiction	
Forfeiture and penalty suits:								
Agricultural acts.....	65	88	88					
Food and Drug Act.....	550	808	808					
Liquor laws.....	105	61	61					
Railroad and trucking regulations.....	70	32	32					
Air traffic regulations.....	47	49	49					
Other forfeiture and penalty suits.....	622	993	993					
Labor laws:								
Fair Labor Standards Act.....	2,176	2,182	1,686	2	494			
Labor Management Relations Act.....	1,475	2,101	238	22	1,841			
Labor-Management Reporting and Disclosure Act.....	121	116	39	4	73			
Railway Labor Act.....	155	215	2	4	209			
Welfare Pension Plan Disability Act.....	9	17			17			
Other labor litigation.....	63	32	4	10	18			
Protected property rights:								
Copyright.....	675	633			633			
Patent.....	1,023	900	2	36	862			
Trademark.....	452	509			509			
Review or enforcement:								
Securities, commodities, and exchanges.....	226	271		271				
Selective Service Act.....	1,211	1,962	140	11	1,811			
Social security laws.....	447	695		695				
State reappointment suits.....	1,735	1,792		1,792				
Tax suits.....	41	26			26			
Other statutory actions.....	1,509	1,464	269	1,165				40
Other actions, total.....	678	680	218	243	219			
Other actions, total.....	2,212	2,058	27	53	351	8		1,619
Domestic relations.....	758	758						758
Insanity.....	536	317						317
Probate.....	128	132						132
Substitute trustee.....	23	41						41
Suits involving local officials.....	335	408	1	6	327	6		68
Other.....	432	402	26	47	24	2		303

TABLE C 2.—U.S. district courts. Civil cases commenced during the fiscal years 1971 and 1972 by basis of jurisdiction and nature of suit

Nature of suit	Fiscal year 1971 total	Fiscal year 1972					
		Total	U.S. cases		Private cases		
			Plaintiff	Defendant	Federal question	Diversity of citizenship	Local jurisdiction
Total cases.....	93,396	96,173	14,224	12,605	41,547	24,109	3,788
Contract actions, total.....	18,575	18,977	3,683	893	4,082	9,690	629
Indemnity on admiralty cases.....	39	30			30		
Insurance.....	2,732	2,572	1	141	5	2,380	45
Marine.....	3,630	3,351	71	47	3,233		
Miller Act.....	718	572			572		
Negotiable instruments.....	2,998	3,205	2,614	2	5	544	40
Recovery of overpayments and enforcement of judgments.....	369	282	203			70	9
Stockholders suits and partnership dissolutions.....	60	42				38	4
Other contract actions.....	8,029	8,023	794	703	237	6,658	531
Real property actions, total.....	3,608	3,553	2,086	239	312	598	318
Condemnation of land.....	891	602	518	32	14	5	33
Foreclosure.....	1,648	1,921	1,425		193	100	113
Rent, lease, and ejectment.....	210	197	45	41		83	28
Torts to land.....	538	411	51	57	93	193	17
Other real property actions.....	323	422	47	109	12	127	127
Tort actions, total.....	25,405	24,012	183	1,750	7,373	13,805	901
Personal injury:							
Airplane.....	618	729		167	38	510	14
Assault, libel, and slander.....	658	662		23		484	165
Employers' Liability Act.....	1,353	1,391			1,391		
Marine.....	7,232	6,534		149	4,969	1,416	
Motor vehicle.....	8,779	7,700		626	24	6,629	421
Other personal injury.....	4,771	5,028		618	22	4,121	287
Personal property damage:							
Fraud.....	900	935	113	9	415	372	26
Other personal property damage.....	1,094	1,033	70	158	514	273	18
Actions under statutes, total.....	43,750	47,501	8,247	9,554	29,501		199
Antitrust.....	1,505	1,379	73	7	1,299		
Bankruptcy trustee suits.....	295	394		2	392		
Banks and banking.....	62	68	4	24	40		
Civil rights.....	5,138	6,133	132	519	5,482		
Commerce (ICC rates, etc.).....	2,014	3,335	96	119	3,120		
Narcotic Addict Rehabilitation Act.....	2,725	2,530	2,530				
Economic Stabilization Act.....		376	215		109		
Deportation.....	119	170		170			
Prisoner petitions:							
Motions to vacate sentence.....	1,335	1,591		1,591			
Parole board review.....	208	283		288			15
Prison officials—Habeas corpus.....	10,043	9,317		1,368	7,688		61
Prison officials—Mandamus, etc.....	1,551	1,476		700	704		72
Civil rights.....	3,129	3,600		252	3,343		5

TABLE C 2.—U.S. district courts. Civil cases commenced during the fiscal years 1971 and 1972 by basis of jurisdiction and nature of suit—Con.

Nature of suit	Fiscal year 1971 total	Fiscal year 1972						
		Total	U.S. cases		Private cases			
			Plaintiff	Defendant	Federal question	Diversity of citizenship	Local jurisdiction	
Forfeiture and penalty suits:								
Agricultural acts.....	88	98	98					
Food and drug act.....	808	844	844					
Liquor laws.....	61	161	161					
Railroad and trucking regulations.....	32	28	28					
Air traffic regulations.....	49	72	72					
Other forfeiture and penalty suits.....	993	1,362	1,362					
Labor laws:								
Fair Labor Standards Act.....	2,182	2,195	1,700	8	487			
Labor Management Relations Act.....	2,101	2,454	298	33	2,123			
Labor Management Reporting and Disclosure Act.....	116	147	88		109			
Railway Labor Act.....	215	138		2	136			
Welfare Pension Plan Disability Act.....	17	16			16			
Other labor litigation.....	32	37		21	16			
Protected property rights:								
Copyright.....	633	734			734			
Patent.....	900	885	1	27	857			
Trademark.....	509	575	3		572			
Review or enforcement:								
Securities, Commodities, and Exchanges.....	1,962	1,919	133	14	1,772			
Selective Service Act.....	695	281		281				
Social Security laws.....	1,792	2,288		2,288				
State reapportionment suits.....	26	81			81			
Tax suits.....	1,464	1,464	249	1,169				46
Other statutory actions.....	680	782	210	351	221			
Other actions, total.....	2,058	2,130	25	69	279	16	1,741	
Domestic relations.....	758	938						938
Insanity.....	317	272						272
Probate.....	132	166						166
Substitute trustee.....	41	15						15
Suits involving local officials.....	408	323		14	255	15		29
Other.....	402	416	25	55	24	1		311

TABLE C-2.—U.S. district courts. Civil cases commenced during fiscal years 1972 and 1973 by basis of jurisdiction and nature of suit

Nature of suit	Fiscal year 1972 total	Fiscal year 1973					
		Total	U.S. cases		Private cases		
			Plaintiff	Defendant	Federal question	Diversity of citizenship	Local jurisdiction
Total cases.....	96,173	98,560	13,881	13,603	43,291	25,281	2,504
Contract actions, total.....	18,977	19,468	3,372	972	4,154	10,601	369
Indemnity on admiralty cases.....	30	52			52		
Insurance.....	2,572	2,421	1	142	5	2,257	16
Marine.....	3,351	3,388	52	40	3,296		
Miller Act.....	572	553			553		
Negotiable instruments.....	3,205	3,074	2,293	1	3	750	27
Recovery of overpayments and enforcement of judgments.....	282	240	174	1		71	3
Stockholders suits and partnership dissolutions.....	42	60				58	2
Other contract actions.....	8,023	9,671	852	788	245	7,465	321
Real property actions, total.....	3,553	4,113	2,527	313	316	745	212
Condemnation of land.....	602	835	752	28	23	14	13
Foreclosure.....	1,921	2,025	1,596		146	210	73
Rent, lease, and ejectment.....	197	242	60	52		110	20
Torts to land.....	411	512	69	69	110	236	19
Other real property actions.....	422	499	50	164	23	175	87
Tort actions, total.....	24,012	23,105	176	1,729	6,853	13,916	431
Personal injury:							
Airplane.....	729	656		167	36	452	1
Assault, libel, and slander.....	662	668		44		560	64
Employers' Liability Act.....	1,391	1,164			1,164		
Marine.....	6,534	5,630		100	4,276	1,254	
Motor vehicle.....	7,700	7,371	1	559	31	6,594	186
Other personal injury.....	5,028	5,142		663	25	4,307	147
Personal property damage:							
Fraud.....	935	1,373	101	19	743	491	19
Other personal property damage.....	1,033	1,101	74	177	578	258	14
Actions under statutes, total.....	47,501	49,950	7,756	10,550	31,566		78
Antitrust.....	1,379	1,206	45	9	1,152		
Bankruptcy trustee suits.....	394	514	1	3	510		
Banks and banking.....	68	111	11	41	59		
Civil rights.....	6,133	7,679	276	712	6,691		
Commerce (ICC rates, etc.).....	3,335	3,341	107	107	3,127		
Narcotic Addict Rehabilitation Act.....	2,530	1,716	1,716				
Economic Stabilization Act.....	376	283	132	54	97		
Deportation.....	170	271		271			
Prisoner petitions:							
Motions to vacate sentence.....	1,591	1,722		1,722			
Parole board review.....	283	469		466			3
Prison officials—habeas corpus.....	9,317	9,078		1,594	7,777		7
Prison officials—mandamus, etc.....	1,476	1,361		639	714		8
Civil rights.....	3,600	4,588		414	4,173		1
Forfeiture and penalty suits:							
Agricultural acts.....	98	70	70				
Food and drug act.....	844	1,108	1,108				
Liquor laws.....	161	100	100				
Railroad and trucking regulations.....	28	21	21				
Air traffic regulations.....	72	103	103				
Other forfeiture and penalty suits.....	1,362	1,635	1,635				
Labor laws:							
Fair Labor Standards Act.....	2,195	1,840	1,454	7	379		
Labor Management Relations Act.....	2,454	2,734	204	41	2,489		
Labor Management Reporting and Disclosure Act.....	147	123	23	2	93		
Railway Labor Act.....	138	96		5	91		
Welfare Pension Plan Disability Act.....	16	16			16		
Other labor litigation.....	37	62	10	26	16		
Protected property rights:							
Copyright.....	734	588			588		
Patent.....	885	826	1	30	795		
Trademark.....	575	644			644		
Review or enforcement.....	288	66		66			
Securities, commodities, and exchanges.....	1,919	1,999	184	11	1,804		
Selective Service Act.....	281	82		82			
Social Security laws.....	2,288	2,497		2,497			
State reapportionment suits.....	81	25			25		
Tax suits.....	1,464	1,577	261	1,257			59
Other statutory actions.....	782	1,511	394	794	323		
Other actions, total.....	2,130	1,924	50	39	402	19	1,414
Domestic relations.....	938	1,014					1,014
Insanity.....	272	55					55
Probate.....	166	143					143
Substitute trustee.....	15	18					18
Suits involving local officials.....	323	422		11	374	18	19
Other.....	416	272	50	28	23	1	165

TABLE C-2.—U.S. district courts, civil cases commenced, by basis of jurisdiction and nature of suit, fiscal years 1973 and 1974

Nature of suit	Fiscal year 1973 total	Fiscal year 1974					
		U.S. cases			Private cases		
		Total	Plaintiff	Defendant	Federal question	Diversity of citizenship	Local jurisdiction
Total cases.....	98,500	103,530	11,667	15,918	46,797	26,963	2,185
Contract actions, total.....	19,468	19,426	2,506	849	3,905	11,793	373
Insurance.....	2,421	2,286	1	103	4	2,174	4
Marine.....	3,440	3,195	46	35	3,114	646	-----
Miller Act.....	553	646	-----	-----	646	-----	-----
Negotiable Instruments.....	3,074	2,410	1,624	5	-----	741	40
Recovery of overpayments and enforcement of judgments.....	249	294	160	2	-----	131	1
Other contract actions.....	9,731	10,595	675	704	141	8,747	328
Real property actions, total.....	4,113	5,098	3,232	322	465	830	249
Condemnation of land.....	835	917	833	24	38	8	14
Foreclosure.....	2,025	2,933	2,205	-----	274	291	168
Rent lease and ejectment.....	242	278	76	38	-----	145	16
Torts to land.....	512	448	53	59	136	194	6
Other real property actions.....	499	517	65	201	17	189	45
Total actions, total.....	23,105	24,231	191	1,853	7,595	14,336	256
Personal injury:							
Airplane.....	656	738	-----	125	70	539	4
Assault, libel, and slander.....	668	650	-----	66	27	539	18
Employers' Liability Act.....	1,164	1,202	-----	-----	1,202	-----	-----
Marine.....	5,630	5,236	-----	75	3,947	1,214	-----
Motor vehicle.....	7,371	7,398	-----	635	24	6,641	98
Other personal injury.....	5,142	5,240	-----	716	31	4,393	100
Personal property damage:							
Fraud.....	1,373	2,373	118	35	1,682	522	16
Other personal property damage.....	1,101	1,394	73	201	612	488	20
Actions under statutes, total.....	49,950	52,960	5,712	12,874	34,319	-----	55
Antitrust.....	1,206	1,270	31	9	1,230	-----	-----
Bankruptcy trustee suits.....	514	356	-----	6	359	-----	-----
Banks and banking.....	111	156	5	50	101	-----	-----
Civil rights.....	7,679	8,443	245	901	7,294	-----	-----
Commerce (ICC rates, etc.).....	3,341	3,925	131	111	3,683	-----	-----
Narcotic Addict Rehabilitation Act.....	1,716	515	515	-----	-----	-----	-----
Economic Stabilization Act.....	283	175	38	71	66	-----	-----

TABLE C-2.—U.S. district courts, civil cases commenced, by basis of jurisdiction and nature of suit, fiscal years 1973 and 1974.—Continued

Nature of suit	Fiscal year 1973 total	Fiscal year 1974					
		U.S. cases			Private cases		
		Total	Plaintiff	Defendant	Federal question	Diversity of citizenship	Local jurisdiction
Deportation.....	271	412		412			
Prisoner petitions:							
Motions to vacate sentence.....	1,722	1,822		1,822			
Parole board review.....	469	371		371			
Prison officials—habeas corpus.....	9,078	9,344		1,718	7,618		8
Prison officials—mandamus, etc.....	1,361	1,102		631	559		2
Civil rights.....	4,588	5,681		445	5,236		
Forfeiture and penalty suits:							
Agricultural acts.....	70	71	71				
Food and Drug Act.....	1,108	462	462				
Liquor laws.....	100	37	37				
Railroad and trucking regulations.....	21	15	15				
Air traffic regulations.....	103	92	92				
Other forfeiture and penalty suits.....	1,535	1,284	1,284				
Labor laws:							
Fair Labor Standards Act.....	1,840	1,808	1,505	9	384		
Labor Management Relations Act.....	2,734	3,051	227	39	2,785		
Labor Management Reporting and disclosure Act.....	123	149	50	8	91		
Railway Labor Act.....	96	114		2	112		
Other labor litigation.....	68	188	54	64	70		
Protected property rights:							
Copyright.....	586	683			683		
Patent.....	826	782	1	21	760		
Trademark.....	644	619			619		
Securities, commodities, and exchanges.....	1,999	2,378	155	19	2,204		
Selective Service Act.....	82	7		7			
Social security laws.....	2,497	3,585		3,585			
State reapportionment suits.....	25	33			33		
Tax suits.....	1,577	1,917	458	1,414			45
Other statutory actions.....	1,577	1,933	333	1,159	441		
Other actions, total.....	1,924	1,815	26	20	513	4	1,252
Domestic relations.....	1,014	1,607					1,007
Insanity.....	55	14					14
Probate.....	143	128					128
Substitute trustee.....	18	3					3
Suits involving local officials.....	422	532		8	499	4	21
Other.....	272	181	26	12	14		79

TABLE C-2.—U.S. district courts, civil cases commenced, by basis of jurisdiction and nature of suit, fiscal years 1974 and 1975

Nature of suit	Fiscal year 1974 total	Fiscal year 1975					
		Total	U.S. cases		Private cases		
			Plaintiff	Defendant	Federal question	Diversity of citizenship	Local jurisdiction
Total cases.....	103,530	117,320	12,742	10,037	52,688	30,631	2,222
Contract actions, total.....	19,426	22,905	2,420	901	4,740	14,443	302
Insurance.....	2,286	2,644		54	16	2,560	14
Marine.....	3,195	3,662	38	29	3,595		
Miller Act.....	646	1,037			1,037		
Negotiable instruments.....	2,410	2,490	1,232	19	2	1,184	53
Recovery of overpayments and enforcement of judgments.....	294	681	364	131		184	2
Other contract actions.....	10,595	12,391	786	758	99	10,515	233
Real property actions, total.....	5,098	6,488	4,159	425	496	1,170	238
Condemnation of land.....	917	1,391	1,280	52	42	12	5
Foreclosure.....	2,938	3,546	2,585		256	516	189
Rent, lease, and ejectment.....	278	470	203	45		209	13
Torts to land.....	448	558	56	70	183	243	6
Other real property actions.....	517	523	35	258	15	190	25
Tort actions, total.....	24,231	25,691	177	2,134	8,195	15,006	170
Personal injury:							
Airplane.....	738	1,083		177	46	860	
Assault, libel, and slander.....	650	824		84	23	704	13
Employers' Liability Act.....	1,202	1,243			1,243		
Marine.....	5,236	5,410		115	3,929	1,366	
Motor vehicle.....	7,398	8,794		675	27	6,036	56
Other personal injury.....	5,240	5,867		816	29	4,950	63
Personal property damage:							
Fraud.....	2,373	2,936	112	35	2,237	548	4
Other personal property damage.....	1,394	1,534	65	232	661	593	43
Actions under statutes, total.....	52,960	60,051	5,920	15,440	38,658		33
Antitrust.....	1,270	1,431	44	12	1,375		
Bankruptcy trustee suits.....	356	395		5	390		
Banks and banking.....	156	183	25	45	113		
Civil rights.....	8,443	10,302	287	1,068	9,037		
Commerce (ICC rates, etc.).....	3,925	4,042	106	77	3,769		
Narcotic Addict Rehabilitation Act.....	515	276	276				
Economic Stabilization Act.....	175	60	11	17	32		
Deportation.....	412	386		386			
Prisoner petitions:							
Motions to vacate sentence.....	1,822	1,690		1,690			
Parole board review.....	371	662		662			
Prison officials—habeas corpus.....	9,344	9,525		1,682	7,838		5
Prison officials—mandamus, etc.....	1,192	824		535	287		2
Civil rights.....	5,681	6,608		478	6,128		
Forfeiture and penalty suits:							
Agricultural acts.....	71	69	69				
Food and Drug Act.....	462	498	498				
Liquor laws.....	37	26	26				
Railroad and trucking regulations.....	15	15	15				
Air traffic regulations.....	92	116	116				
Occupational Safety and Health Act.....		138	138				
Other forfeiture and penalty suits.....	1,284	1,584	1,584				
Labor laws:							
Fair Labor Standards Act.....	1,898	1,836	1,316	12	508		
Labor Management Relations Act.....	3,051	3,950	208	62	3,680		
Labor Management Reporting and Disclosure Act.....	149	218	52	6	160		
Railway Labor Act.....	114	149		5	144		
Other labor litigation.....	188	464	108	89	267		
Protected property rights:							
Copyright.....	683	753			753		
Patent.....	782	849		22	827		
Trademark.....	619	674		1	673		
Securities, commodities, and exchanges.....	2,378	2,408	185	18	2,205		
Selective Service Act.....	7	1		1			
Social security laws.....	3,585	5,846		5,846			
State reapportionment suits.....	33	19			19		
Tax suits.....	1,917	1,699	381	1,292			26
Other statutory actions.....	1,933	2,267	385	1,420	453		
Other actions, total.....	1,815	2,185	66	47	590	12	1,470
Domestic relations.....	1,007	1,130					1,130
Insanity.....	14	40					40
Probate.....	128	176					176
Suits involving local officials.....	532	599	1	15	567	10	6
Other.....	134	240	65	32	23	2	118

TABLE C-2.—U.S. district courts, civil cases commenced, by basis of jurisdiction and nature of suit, fiscal years 1975 and 1976

Nature of suit	Fiscal year 1975 total	Fiscal year 1976					
		Total	U.S. cases		Private cases		
			Plaintiff	Defendant	Federal question	Diversity of citizenship	Local jurisdiction
Total cases.....	117,320	130,597	15,599	24,265	56,823	31,675	2,235
Contract actions, total.....	22,905	24,000	2,157	1,199	5,152	15,310	182
Insurance.....	2,644	3,185	9	45	37	3,081	13
Marine.....	3,662	4,060	38	21	3,995	5	1
Miller Act.....	1,037	955			955		
Negotiable instruments.....	2,490	2,240	937	23	37	1,190	53
Recovery of overpayments and enforcement of judgments.....	681	1,087	401	452	2	231	1
Stockholders suits and partnership dissolutions.....	1						
Other contract actions.....	12,390	12,473	772	658	126	10,803	114
Real property actions, total.....	6,488	8,475	6,218	460	584	1,021	192
Condemnation of land.....	1,391	3,037	2,958	20	44	13	2
Foreclosure.....	3,546	3,683	2,881		264	394	144
Rent, lease, and ejectment.....	470	399	207	30		152	10
Torts to land.....	558	547	62	68	211	205	1
Other real property actions.....	523	809	110	342	65	257	35
Tort actions, total.....	25,691	25,736	204	2,100	7,901	15,344	187
Personal injury:							
Airplane.....	1,083	980		142	49	778	11
Assault, libel, and slander.....	824	862		70	19	765	8
Employers' Liability Act.....	1,243	1,329			1,329		
Marine.....	5,410	4,170	1	136	3,732	1,301	
Motor vehicle.....	6,794	6,068	1	613	40	5,351	63
Other personal injury.....	5,867	6,793		901	34	5,767	91
Personal property damage:							
Fraud.....	2,936	2,887	137	30	2,147	571	2
Other personal property damage.....	1,534	1,647	65	208	551	811	12
Actions under statutes, total.....	60,051	70,371	7,001	20,496	42,817		57
Antitrust.....	1,431	1,555	43	8	1,504		
Bankruptcy trustee suits.....	395	518		4	514		
Banks and banking.....	183	288	128	48	112		
Civil rights.....	10,392	12,329	468	1,276	10,585		
Commerce (ICC rates, etc.).....	4,042	4,396	264	19	4,113		
Narcotic Addict Rehabilitation Act.....	276	150	150				
Economic Stabilization Act.....	60	30	4	3	23		
Environmental matters.....	406	499	240	200	59		
Deportation.....	386	291		291			
Prisoner petitions:							
Motions to vacate sentence.....	1,690	1,693		1,693			
Parole board review.....	662	538		538			
Prison officials - habeas corpus.....	9,525	9,254		1,421	7,817		16
Prison officials - mandamus, etc.....	824	864		626	238		
Civil rights.....	6,606	7,460		502	6,958		
Forfeiture and penalty suits:							
Agricultural acts.....	69	65	65				
Food and Drug Act.....	498	452	452				
Liquor laws.....	26	24	24				
Railroad and trucking regulations.....	13	13	13				
Air traffic regulations.....	116	114	114				
Occupational Safety and Health Act.....	138	310	310				
Other forfeiture and penalty suits.....	1,584	1,609	1,609				
Labor Laws:							
Fair Labor Standards Act.....	1,836	2,014	1,401	17	596		
Labor Management Relations Act.....	3,950	4,092	182	45	3,865		
Labor Management Reporting and Disclosure Act.....	218	222	35	4	183		
Railway Labor Act.....	149	140		6	134		
Other labor litigation.....	464	1,275	429	104	742		
Protected property rights:							
Copyright.....	753	899			899		
Patent.....	849	921		28	893		
Trademark.....	674	812			812		
Review or enforcement.....	1						
Securities, commodities, and exchanges.....	2,408	2,230	179	9	2,042		
Selective Service Act.....	1	4		4			
Social security laws.....	5,846	10,355		10,354	1		
Black lung cases.....	2,793	4,908		4,907	1		
Other.....	3,053	5,447		5,447			
State reapportionment suits.....	19	33			33		
Tax suits.....	1,699	1,849	511	1,297			41
Other statutory actions.....	1,860	3,073	380	1,999	694		
Other actions, total.....	2,185	2,016	19	10	369		1,617
Domestic relations.....	1,130	1,186					1,186
Insanity.....	40	18					18
Probate.....	176	190					180
Suits involving local officials.....	599	372	1	7	363		1
Other.....	240	259	18	3	6		232

TABLE C 2. U. S. DISTRICT COURTS
CIVIL CASES COMMENCED, BY BASIS OF JURISDICTION AND NATURE OF SUIT
FOR THE TWELVE MONTH PERIODS ENDED JUNE 30, 1976 AND 1977

NATURE OF SUIT	1977						
	1976	TOTAL	U. S. CASES		PRIVATE CASES		
			PLAINTIFF	DEFENDANT	FEDERAL QUESTION	DIVERSITY OF CITIZENSHIP	LOCAL JURISDICTION
TOTAL CASES.....	130,597	130,567	16,320	23,890	57,011	31,678	1,668
CONTRACT ACTIONS, TOTAL.....	23,998	23,907	2,836	1,006	4,812	15,116	137
INSURANCE.....	3,184	3,293	11	64	22	3,191	5
MARINE.....	4,060	3,757	40	39	3,678	-	-
MILLER ACT.....	955	1,009	-	-	1,009	-	-
NEGOTIABLE INSTRUMENTS.....	2,240	2,355	1,349	25	18	942	21
RECOVERY OF OVERPAYMENTS AND ENFORCEMENT OF JUDGMENTS	1,087	865	362	291	1	211	-
OTHER CONTRACT ACTIONS.....	12,472	12,628	1,074	587	84	10,772	111
REAL PROPERTY ACTIONS, TOTAL.....	8,475	8,387	6,342	415	424	1,065	141
CONDEMNATION OF LAND.....	3,037	2,801	2,730	30	28	12	1
FORECLOSURE.....	3,683	3,979	3,271	-	193	397	118
RENT, LEASE, AND EJECTMENT.....	399	325	174	29	-	118	4
TORTS TO LAND.....	547	455	35	49	160	206	5
OTHER REAL PROPERTY ACTIONS.....	809	827	132	307	43	332	13
TORT ACTIONS, TOTAL.....	25,736	26,029	159	2,137	8,001	15,493	239
PERSONAL INJURY:							
AIRPLANE.....	980	824	-	151	39	605	29
ASSAULT, LIBEL, AND SLANDER.....	862	753	-	62	19	668	4
EMPLOYERS' LIABILITY ACT.....	1,329	1,306	-	-	1,306	-	-
MARINE.....	5,170	5,056	-	106	3,770	1,180	-
MOTOR VEHICLE.....	6,068	6,036	-	566	50	5,346	74
MEDICAL MALPRACTICE.....	633	437	-	120	-	317	-
OTHER PERSONAL INJURY.....	6,160	7,053	-	901	49	5,989	114
PERSONAL PROPERTY DAMAGE:							
FRAUD INCLUDING TRUTH IN LENDING.....	2,887	2,847	108	30	2,183	520	6
OTHER PERSONAL PROPERTY DAMAGE.....	1,647	1,717	51	201	585	868	12
ACTIONS UNDER STATUTES, TOTAL.....	70,372	70,694	6,956	20,174	43,527	-	37
ANTITRUST.....	1,555	1,658	39	8	1,611	-	-
BANKRUPTCY SUITS:							
TRUSTEE.....	518	484	-	5	479	-	-
TRANSFER (915B).....	-	57	-	-	57	-	-
APPEAL (801).....	-	1,257	-	13	1,244	-	-
BANKS AND BANKING.....	288	167	19	26	122	-	-
CIVIL RIGHTS:							
VOTING.....	176	203	15	9	179	-	-
JOBS.....	5,321	5,931	246	592	5,093	-	-
ACCOMMODATIONS.....	531	442	47	12	383	-	-
WELFARE.....	222	219	-	58	161	-	-
OTHER CIVIL RIGHTS.....	6,079	6,318	39	766	5,513	-	-
COMMERCE (ICC RATES, ETC.).....	4,396	2,549	139	12	2,398	-	-
NARCOTIC ADDICT REHABILITATION ACT.....	150	113	113	-	-	-	-
ECONOMIC STABILIZATION ACT.....	30	30	3	6	21	-	-
ENVIRONMENTAL MATTERS.....	499	480	234	190	56	-	-
DEPORTATION.....	291	292	1	291	-	-	-
PRISONER PETITIONS:							
MOTIONS TO VACATE SENTENCE.....	1,693	1,921	-	1,921	-	-	-
PAROLE COMMISSION REVIEW.....	538	237	-	237	-	-	-
PRISON OFFICIALS - HABEAS CORPUS.....	9,254	8,374	-	1,508	6,862	-	4
PRISON OFFICIALS - MANDAMUS, ETC.....	864	770	-	542	227	-	1
CIVIL RIGHTS.....	7,460	8,235	-	483	7,750	-	2
FORFEITURE AND PENALTY:							
AGRICULTURAL ACTS.....	65	75	75	-	-	-	-
FOOD AND DRUG ACT.....	452	608	608	-	-	-	-
LIQUOR LAWS.....	24	8	8	-	-	-	-
RAILROAD AND TRUCKING REGULATIONS.....	13	22	22	-	-	-	-
AIR TRAFFIC REGULATIONS.....	114	73	73	-	-	-	-
OCCUPATIONAL SAFETY AND HEALTH ACT.....	310	297	297	-	-	-	-
OTHER FORFEITURE AND PENALTY SUITS.....	1,609	1,771	1,771	-	-	-	-
LABOR LAWS:							
FAIR LABOR STANDARDS ACT.....	2,014	1,990	1,356	40	594	-	-
LABOR MANAGEMENT RELATIONS ACT.....	4,092	3,957	208	51	3,698	-	-
LABOR MANAGEMENT REPORTING AND DISCLOSURE ACT.....	222	209	54	5	150	-	-
RAILWAY LABOR ACT.....	140	147	1	4	142	-	-
OTHER LABOR LITIGATION.....	1,275	1,436	249	108	1,079	-	-
PROTECTED PROPERTY RIGHTS:							
COPYRIGHT.....	839	1,153	-	-	1,153	-	-
PATENT.....	921	893	-	17	876	-	-
TRADEMARK.....	812	1,025	-	-	1,025	-	-
SECURITIES, COMMODITIES, AND EXCHANGES.....	2,230	1,960	192	21	1,747	-	-
SOCIAL SECURITY LAWS:							
BLACK LUNG CASES.....	4,908	2,365	-	2,365	-	-	-
OTHER.....	5,447	7,730	-	7,730	-	-	-
STATE REAPPORTIONMENT SUITS.....	33	15	-	-	15	-	-
TAX SUITS.....	1,849	1,981	696	1,255	-	-	30
OTHER STATUTORY ACTIONS.....	3,078	3,242	451	1,899	892	-	-
OTHER ACTIONS, TOTAL.....	2,016	1,550	27	158	247	4	1,114
DOMESTIC RELATIONS.....	1,186	729	-	-	-	-	729
INSANITY.....	18	77	-	-	-	-	77
PROBATE.....	180	105	-	-	-	-	105
SUITS INVOLVING LOCAL OFFICIALS.....	373	255	1	12	237	2	3
OTHER.....	259	384	26	146	10	2	200

TABLE C 2. U.S. DISTRICT COURTS
CIVIL CASES COMMENCED, BY BASIS OF JURISDICTION AND NATURE OF SUIT
FOR THE TWELVE MONTH PERIODS ENDED JUNE 30, 1977 AND 1978

NATURE OF SUIT	1978						
	1977	TOTAL	U.S. CASES		PRIVATE CASES		
			PLAINTIFF	DEFENDANT	FEDERAL QUESTION	DIVERSITY OF CITIZENSHIP	LOCAL JURISDICTION
TOTAL CASES.....	130,567	138,770	22,534	24,277	59,271	31,625	1,063
CONTRACT ACTIONS, TOTAL.....	23,907	25,728	4,400	903	5,071	15,224	130
INSURANCE.....	3,293	3,265	9	65	29	3,153	9
MARINE.....	3,757	4,013	41	28	3,943	-	1
MILLER ACT.....	1,009	971	-	-	971	-	-
NEGOTIABLE INSTRUMENTS.....	2,355	2,139	1,194	19	11	901	14
RECOVERY OF OVERPAYMENTS AND ENFORCEMENT OF JUDGMENTS	865	1,856	1,506	173	4	172	1
OTHER CONTRACT ACTIONS.....	12,628	13,484	1,650	618	113	10,998	105
REAL PROPERTY ACTIONS, TOTAL.....	8,387	12,781	10,429	451	914	927	60
CONDEMNATION OF LAND.....	2,801	7,021	6,906	68	34	4	9
FORECLOSURE.....	3,979	4,159	3,199	-	688	238	34
RENT, LEASE, AND EJECTMENT.....	325	334	188	20	-	120	6
TORTS TO LAND.....	455	462	37	59	130	234	2
OTHER REAL PROPERTY ACTIONS.....	827	805	99	304	62	331	9
TORT ACTIONS, TOTAL.....	26,029	26,375	200	2,437	8,027	15,471	240
PERSONAL INJURY:							
AIRPLANE.....	824	975	-	136	167	660	12
ASSAULT, LIBEL, AND SLANDER.....	753	692	-	51	31	600	10
EMPLOYERS' LIABILITY ACT.....	1,306	1,494	-	-	1,494	-	-
MARINE.....	5,056	4,843	-	112	3,746	984	1
MOTOR VEHICLE.....	6,036	5,839	-	540	38	5,169	92
MEDICAL MALPRACTICE.....	437	385	-	100	-	283	2
OTHER PERSONAL INJURY.....	7,053	7,718	-	1,243	59	6,309	107
PERSONAL PROPERTY DAMAGE:							
FRAUD INCLUDING TRUTH IN LENDING.....	2,847	2,675	146	21	1,957	546	5
OTHER PERSONAL PROPERTY DAMAGE.....	1,717	1,754	54	234	535	920	11
ACTIONS UNDER STATUTES, TOTAL.....	70,847	73,034	7,498	20,461	45,028	-	47
ANTITRUST.....	1,658	1,477	32	10	1,435	-	-
BANKRUPTCY SUITS:							
TRUSTEE.....	484	418	-	8	410	-	-
TRANSFER (915B).....	57	62	-	-	62	-	-
APPEAL (801).....	1,257	1,232	2	16	1,214	-	-
BANKS AND BANKING.....	167	149	16	37	96	-	-
CIVIL RIGHTS:							
VOTING.....	203	139	11	5	123	-	-
JOBS.....	5,931	5,504	161	493	4,850	-	-
ACCOMMODATIONS.....	442	497	24	22	451	-	-
WELFARE.....	219	214	-	43	171	-	-
OTHER CIVIL RIGHTS.....	6,318	6,475	27	742	5,706	-	-
COMMERCE (ICC RATES, ETC.).....	2,549	2,365	157	20	2,188	-	-
NARCOTIC ADDICT REHABILITATION ACT.....	113	74	74	-	-	-	-
ECONOMIC STABILIZATION ACT.....	30	40	6	18	16	-	-
ENVIRONMENTAL MATTERS.....	480	519	236	218	65	-	-
DEPORTATION.....	292	163	-	163	-	-	-
PRISONER PETITIONS:							
MOTIONS TO VACATE SENTENCE.....	1,921	1,924	-	1,924	-	-	-
PAROLE COMMISSION REVIEW.....	237	121	-	121	-	-	-
PRISON OFFICIALS - HABEAS CORPUS.....	8,374	8,763	-	1,730	7,019	-	14
PRISON OFFICIALS - MANDAMUS, ETC.....	770	750	-	544	203	-	3
CIVIL RIGHTS.....	8,235	10,366	-	636	9,730	-	-
FORFEITURE AND PENALTY:							
AGRICULTURAL ACTS.....	75	82	82	-	-	-	-
FOOD AND DRUG ACT.....	608	522	522	-	-	-	-
LIQUOR LAWS.....	8	9	9	-	-	-	-
RAILROAD AND TRUCKING REGULATIONS.....	22	6	6	-	-	-	-
AIR TRAFFIC REGULATIONS.....	73	46	46	-	-	-	-
OCCUPATIONAL SAFETY AND HEALTH ACT.....	297	389	389	-	-	-	-
OTHER FORFEITURE AND PENALTY SUITS.....	1,771	1,934	1,934	-	-	-	-
LABOR LAWS:							
FAIR LABOR STANDARDS ACT.....	1,990	1,678	1,160	29	489	-	-
LABOR MANAGEMENT RELATIONS ACT.....	3,957	3,812	224	44	3,544	-	-
LABOR MANAGEMENT REPORTING AND DISCLOSURE ACT.....	209	194	41	6	147	-	-
RAILWAY LABOR ACT.....	147	134	-	5	129	-	-
OTHER LABOR LITIGATION.....	1,436	1,643	227	144	1,272	-	-
PROTECTED PROPERTY RIGHTS:							
COPYRIGHT.....	1,153	1,174	-	1	1,173	-	-
PATENT.....	893	904	-	20	884	-	-
TRADEMARK.....	1,025	1,187	-	-	1,187	-	-
SECURITIES, COMMODITIES, AND EXCHANGES.....	1,960	1,703	164	23	1,516	-	-
SOCIAL SECURITY LAWS:							
BLACK LUNG CASES.....	2,365	883	-	883	-	-	-
OTHER.....	7,730	9,067	-	9,067	-	-	-
STATE REAPPORTIONMENT SUITS.....	15	6	-	-	6	-	-
TAX SUITS.....	1,992	2,669	1,450	1,189	-	-	30
FREEDOM OF INFORMATION ACT OF 1974.....	142	532	2	507	23	-	-
OTHER STATUTORY ACTIONS.....	3,242	3,208	496	1,793	919	-	-
OTHER ACTIONS, TOTAL.....	1,397	852	7	25	231	3	586
DOMESTIC RELATIONS.....	729	304	-	-	-	-	304
INSANITY.....	77	101	-	-	-	-	101
PROBATE.....	105	28	-	-	-	-	28
SUITS INVOLVING LOCAL OFFICIALS.....	255	259	2	25	229	2	1
OTHER.....	231	160	5	-	2	1	152

TABLE C2. U.S. DISTRICT COURTS
CIVIL CASES COMMENCED, BY BASIS OF JURISDICTION AND NATURE OF SUIT
FOR THE TWELVE MONTH PERIODS ENDED JUNE 30, 1978 AND 1979

NATURE OF SUIT	1978	1979					
		TOTAL	U.S. CASES		PRIVATE CASES		
			PLAINTIFF	DEFENDANT	FEDERAL QUESTION	DIVERSITY OF CITIZENSHIP	LOCAL JURISDICTION
TOTAL CASES.....	138,770	154,666	31,003	24,837	63,221	34,491	1,114
CONTRACT ACTIONS, TOTAL.....	25,723	36,898	13,848	722	5,656	16,583	89
INSURANCE.....	3,265	3,343	16	78	28	3,215	6
MARINE.....	4,013	4,681	30	22	4,629	-	-
MILLER ACT.....	971	886	-	-	886	-	-
NEGOTIABLE INSTRUMENTS.....	2,139	2,266	1,399	12	8	835	12
RECOVERY OF OVERPAYMENTS AND ENFORCEMENT OF JUDGMENTS.....	1,856	9,254	9,010	30	4	208	2
OTHER CONTRACT ACTIONS.....	13,484	16,468	3,393	580	101	12,325	69
REAL PROPERTY ACTIONS, TOTAL.....	12,781	11,876	8,753	573	1,486	1,017	47
CONDEMNATION OF LAND.....	7,021	5,599	5,275	175	142	6	1
FORECLOSURE.....	4,159	4,711	3,238	-	1,161	281	31
RENT, LEASE, AND EJECTMENT.....	334	273	109	16	-	141	7
TORTS TO LAND.....	462	464	34	54	167	208	1
OTHER REAL PROPERTY ACTIONS.....	805	829	97	328	16	381	7
TORT ACTIONS, TOTAL.....	26,375	28,901	164	3,250	8,353	16,888	246
PERSONAL INJURY:							
AIRPLANE.....	975	1,231	-	104	38	1,079	10
ASSAULT, LIBEL, AND SLANDER.....	692	627	-	56	23	541	7
EMPLOYERS' LIABILITY ACT.....	1,494	1,540	-	-	1,540	-	-
MARINE.....	4,843	4,905	-	160	3,715	1,025	5
MOTOR VEHICLE.....	5,839	5,991	-	525	28	5,370	68
MEDICAL MALPRACTICE.....	385	500	-	168	-	330	2
OTHER PERSONAL INJURY.....	7,718	9,162	-	1,967	74	6,999	122
PERSONAL PROPERTY DAMAGE:							
FRAUD INCLUDING TRUTH IN LENDING.....	2,675	2,980	110	18	2,340	508	4
OTHER PERSONAL PROPERTY DAMAGE.....	1,754	1,965	54	252	595	1,036	28
ACTIONS UNDER STATUTES, TOTAL.....	73,034	76,067	8,236	20,286	47,512	-	33
TRUSTS.....	1,477	1,284	41	9	1,234	-	-
BANKRUPTCY SUITS:							
TRUSTEE.....	418	238	-	-	238	-	-
TRANSFER (915B).....	62	119	-	1	118	-	-
APPEAL (801).....	1,232	1,374	7	19	1,348	-	-
BANKS AND BANKING.....	149	171	16	29	126	-	-
CIVIL RIGHTS:							
VOTING.....	139	145	13	7	125	-	-
JOBS.....	5,504	5,477	208	465	4,804	-	-
ACCOMMODATIONS.....	497	434	32	13	389	-	-
WELFARE.....	214	195	-	35	160	-	-
OTHER CIVIL RIGHTS.....	6,475	6,917	35	702	6,178	-	2
COMMERCE (ICC RATES, ETC.).....	2,365	1,395	85	16	1,294	-	-
NARCOTIC ADDICT REHABILITATION ACT.....	74	8	8	-	-	-	-
ECONOMIC STABILIZATION ACT.....	40	50	15	18	17	-	-
ENVIRONMENTAL MATTERS.....	519	559	246	214	99	-	-
DEPORTATION.....	163	141	-	141	-	-	-
PRISONER PETITIONS:							
MOTIONS TO VACATE SENTENCE.....	1,924	1,907	-	1,907	-	-	-
PAROLE COMMISSION REVIEW.....	121	87	-	87	-	-	-
PRISON OFFICIALS - HABEAS CORPUS.....	8,763	8,700	-	1,577	7,113	-	10
PRISON OFFICIALS - MANDAMUS, ETC.....	750	524	-	340	183	-	1
CIVIL RIGHTS.....	10,366	11,783	-	588	11,194	-	1
FORFEITURE AND PENALTY:							
AGRICULTURAL ACTS.....	82	38	38	-	-	-	-
FOOD AND DRUG ACT.....	522	477	477	-	-	-	-
LIQUOR LAWS.....	9	-	-	-	-	-	-
RAILROAD AND TRUCKING REGULATIONS.....	6	8	8	-	-	-	-
AIR TRAFFIC REGULATIONS.....	46	52	52	-	-	-	-
OCCUPATIONAL SAFETY AND HEALTH ACT.....	389	260	260	-	-	-	-
OTHER FORFEITURE AND PENALTY SUITS.....	1,934	1,944	1,944	-	-	-	-
LABOR LAWS:							
FAIR LABOR STANDARDS ACT.....	1,678	1,706	1,148	26	532	-	-
LABOR MANAGEMENT RELATIONS ACT.....	3,812	4,119	266	66	3,787	-	-
LABOR MANAGEMENT REPORTING AND DISCLOSURE ACT.....	194	251	68	5	178	-	-
RAILWAY LABOR ACT.....	134	231	3	2	226	-	-
OTHER LABOR LITIGATION.....	1,643	2,097	306	128	1,663	-	-
PROTECTED PROPERTY RIGHTS:							
COPYRIGHT.....	1,174	1,144	-	-	1,144	-	-
PATENT.....	904	829	-	21	808	-	-
TRADEMARK.....	1,187	1,401	-	-	1,401	-	-
SECURITIES, COMMODITIES, AND EXCHANGES.....	1,703	1,589	153	16	1,420	-	-
SOCIAL SECURITY LAWS:							
BLACK LUNG CASES.....	883	326	-	326	-	-	-
OTHER (SEE TEXT FOR DETAILED ANALYSIS).....	9,067	9,616	-	9,616	-	-	-
STATE REAPPORTIONMENT SUITS.....	6	1	-	-	1	-	-
TAX SUITS.....	2,669	3,519	2,205	1,295	-	-	19
CUSTOMER CHALLENGE.....	-	8	-	8	-	-	-
FREEDOM OF INFORMATION ACT OF 1974.....	532	627	-	607	20	-	-
OTHER STATUTORY ACTIONS.....	3,208	4,316	602	2,002	1,712	-	-
OTHER ACTIONS, TOTAL.....	852	924	2	6	214	3	699
DOMESTIC RELATIONS.....	304	269	-	-	-	-	269
INSANITY.....	101	116	-	-	-	-	116
PROBATE.....	28	29	-	-	-	-	29
SUITS INVOLVING LOCAL OFFICIALS.....	259	223	1	5	214	3	-
OTHER.....	160	287	1	1	-	-	285

TABLE C 3.—United States district courts. Civil cases commenced during the fiscal

Circuit and district	* United States cases													
	Total	Total	Contract	Land condem- nation	Other real property	Tort actions	Antitrust	Prisoner petitioners			Forfeitures and penalties	Labor suits	Tax suits	All other
								Motions to vacate sentences	Habeas corpus	Mandamus and other				
Total all districts	87,321	24,965	4,293	755	1,255	2,165	52	1,729	1,600	856	1,459	2,073	1,469	7,259
District of Columbia	4,654	1,274	338	1	18	56	2	92	149	171	12	18	10	407
First circuit	3,166	794	118	8	13	96		38	34	6	51	154	29	247
Maine.....	198	59	11	2		7		1	4		10	13	1	10
Massachusetts.....	1,617	311	48	4	2	60		17	18	4	16	42	22	78
New Hampshire.....	148	26	3			2		2	1		3	7	1	7
Rhode Island.....	219	86	16	1		14		1	6	1	3	16	2	26
Puerto Rico.....	978	312	40	1	11	13		17	5	1	19	76	3	126
Second circuit	9,652	2,114	381	6	39	294	16	106	99	51	150	219	116	637
Connecticut.....	720	293	13	2	1	25	6	14	47	21	3	23	23	115
New York:														
Northern.....	479	121	22		16	22		3	2		10	24	7	15
Eastern.....	1,738	544	92	2	4	73		23	18	10	39	70	34	174
Southern.....	5,826	979	198		12	149	9	57	27	19	82	77	43	306
Western.....	556	144	48	1	5	21	1	3	4	1	15	15	6	24
Vermont.....	333	33	8	1	1	4		1	1		1	10	3	3
Third circuit	8,824	1,792	250	32	71	184	7	69	110	65	70	274	82	678
Delaware.....	192	47	13		1	1		4			1	5	4	18
New Jersey.....	1,687	574	80	12	33	58	3	30	35	10	31	93	23	166
Pennsylvania:														
Eastern.....	3,531	562	78	1	29	88	1	11	6	24	53	26	24	244
Middle.....	786	275	25	10	5	16	1	12	61	46	3	46	10	40
Western.....	1,574	327	52	9	3	21	1	22	2	3	11	76	19	108
Virgin Islands.....	1,054	7	2			1		1				1		2
Fourth circuit	7,292	2,001	226	30	49	192	3	157	65	40	118	122	116	883
Maryland.....	1,505	418	56	2	31	38	1	26	9	4	30	61	33	127
North Carolina:														
Eastern.....	505	144	34	4	1	10		22	4	5	20	7	12	25
Middle.....	294	98	16	1		6		10		1	10	6	8	40
Western.....	389	137	27		1	11	1	8	5	1	9	3	5	66
South Carolina.....	1,111	283	28	2	11	26		24	11	5	13	8	16	139
Virginia:														
Eastern.....	2,127	523	34	3	2	88	1	47	23	24	25	12	21	243
Western.....	512	142	9	5		5		6	2		5	12	6	92
West Virginia:														
Northern.....	301	56	9	3	1	1		8	5		2	8	4	15
Southern.....	548	200	13	10	2	7		6	6		4	5	11	136
Fifth circuit	19,536	5,643	1,469	72	399	322	4	393	302	216	351	302	401	1,412
Alabama:														
Northern.....	892	199	32	12	3	13		6	2	2	20	17	19	73
Middle.....	378	64	7	4		5		5	2	7	6	6	3	19
Southern.....	547	102	38	1	2	8		8	5		12	8	5	15

year ended June 30, 1970, by nature of suit and district

Private cases														Circuit and district	
Total	Contract	Real property	Federal Employers' Liability Act	Marine personal injury	Motor vehicle personal injury	Other personal injury	Other tort actions	Antitrust	Prisoner petitions			Copyright, patent, trademark	Labor suits		All other
									Habeas corpus	Mandamus and other					
62,366	12,864	1,274	1,272	6,783	8,619	5,078	1,403	877	9,063	2,749	2,102	1,928	8,346	Total all districts.	
3,380	605	232	8	1	891	397	54	24	87	101	34	32	914	District of Columbia.	
2,366	482	140	35	184	293	280	47	23	130	20	98	60	574	First circuit.	
139	27	2	1	7	27	15	8	6	15	3	1	2	25	Maine.	
1,306	214	8	34	136	104	69	21	11	83	14	73	31	508	Massachusetts.	
122	19	2		1	24	42	5	1	7	1	2	4	14	New Hampshire.	
133	47	2			30	12	4	2	13	2	15	2	10	Rhode Island.	
666	181	126		40	108	142	9	3	12		7	21	17	Puerto Rico.	
7,538	1,836	27	222	1,700	524	364	163	163	841	330	452	137	770	Second circuit.	
427	89	6	19	2	58	37	8	6	48	16	29	14	95	Connecticut.	
358	27	1	47	6	53	17	4	1	85	69	22	10	16	New York:	
1,194	194	9	51	138	90	64	25	8	275	91	97	33	119	Northern.	
4,847	1,458	8	72	1,532	118	158	119	146	287	99	290	61	499	Eastern.	
412	40		33	22	43	17	4	2	133	50	13	19	36	Southern.	
300	28	3			162	71	3		13	5	1		14	Western.	
7,032	985	105	383	791	1,099	654	83	105	824	416	162	184	1,241	Vermont.	
145	24	1		9	30	18	1		9	1	27	5	20	Third circuit.	
1,113	258	6	24	29	196	136	23	15	141	48	70	49	118	Delaware.	
2,969	387	7	183	684	440	243	29	77	376	212	37	54	240	New Jersey.	
511	39	1	26		116	69	6	2	94	72	8	12	66	Pennsylvania:	
1,247	168	7	160	67	274	145	13	11	195	83	19	63	62	Eastern.	
1,047	119	83		2	43	43	11		9		1	1	735	Middle.	
5,291	1,010	64	108	491	963	373	84	21	1,243	395	115	102	322	Western.	
1,087	287	27	49	148	113	57	13	7	226	62	15	24	59	Virgin Islands.	
361	46	2		30	69	21	6	3	83	59	5	4	33	Fourth circuit.	
196	28	1			25	7		3	75	9	18	6	24	Maryland.	
252	65	4	1	1	37	20	4	1	64	7	12	7	29	North Carolina:	
823	201	14	8	43	259	87	20		88	23	25	10	60	Eastern.	
1,604	264	6	19	254	226	63	25	5	407	220	27	13	76	Middle.	
370	41	4	17		102	23	3	1	121	8	8	14	28	Western.	
245	26	1	3	3	44	15	4	1	135		3	5	5	South Carolina.	
343	52	5	11	12	89	80	9		44	7	2	19	18	Virginia:	
13,893	3,180	205	82	2,536	1,662	1,054	547	102	1,801	278	324	452	1,664	Eastern.	
693	171	7	3	3	200	82	16	5	65	7	13	29	92	Western.	
314	46		2		63	28	2	3	69	20	5	7	69	West Virginia:	
445	123	12	2	96	53	28	15	8	51	5	3	18	28	Northern.	
														Middle.	
														Southern.	

TABLE C 3.—United States district courts. Civil cases commenced during the fiscal

Circuit and district	United States cases													
	Total	Total	Contract	Land condem- nation	Other real property	Tort actions	Antitrust	Prisoner petitions			Forfeitures and penalties	Labor suits	Tax suits	All other
								Motions to vacate sentence	Habeas corpus	Mandamus and other				
Florida:														
Northern.....	383	138	28	1	23	5	6	16	16	7	11	14	11	
Middle.....	1,829	658	122	5	279	30	23	9	2	26	39	54	68	
Southern.....	1,668	344	11	5	27	21	37	11	1	48	47	33	103	
Georgia:														
Northern.....	1,249	552	35	3	2	17	40	159	160	27	17	83		
Middle.....	343	104	13	1	1	9	9	7		18	8	23	16	
Southern.....	443	145	25	2		21	14	14	3	26	3	1	36	
Louisiana:														
Eastern.....	3,943	987	692		3	51	18	13	4	23	10	30	141	
Western.....	1,045	263	84	5	31	12	5	3		13	7	21	82	
Mississippi:														
Northern.....	358	92	26	3	1	9	3	1		9	9	7	24	
Southern.....	591	163	73	3	6	4	11	3		11	8	13	31	
Texas:														
Northern.....	1,450	414	127		4	17	33		3	22	28	66	107	
Eastern.....	759	204	37	16	5	28	14	7	6	21	21	7	41	
Southern.....	2,073	533	54	5	6	37	97	6	5	39	39	61	184	
Western.....	1,242	655	63	7	5	18	64	37	7	23	25	37	378	
Canal Zone.....	343	26	2		1	17					6			
Sixth circuit.....	8,080	3,016	296	206	149	157	8	178	59	28	158	328	142	1,316
Kentucky:														
Eastern.....	512	241	36	9	6	9	21	3	3	5	23	9	117	
Western.....	696	300	45	48	14	11	26	8	2	8	12	21	105	
Michigan:														
Eastern.....	2,124	970	69	1	5	38	22	10		45	76	32	671	
Western.....	413	113	19	8	2	8	10		4	13	23	3	23	
Ohio:														
Northern.....	1,522	445	55	1	79	21	20	16	4	31	84	22	106	
Southern.....	997	365	32	10	38	20	17	5	2	16	62	24	138	
Tennessee:														
Eastern.....	864	237	15	47	4	19	38	4	3	15	16	5	73	
Middle.....	418	185	11	71		11	12		4	13	6	20	37	
Western.....	534	160	14	11	1	20	12	4	6	14	26	6	46	
Seventh circuit.....	6,173	1,581	248	24	97	97	5	95	75	59	102	271	182	326
Illinois:														
Northern.....	2,804	630	88	2	11	57	4	53	18	12	38	115	71	161
Eastern.....	413	123	18	3	13	6		9	19	21	5	17	3	9
Southern.....	342	136	33		17	10		7	1	1	12	18	22	15
Indiana:														
Northern.....	650	137	26	14	12	3		17	1	1	12	18	11	22
Southern.....	968	241	46	4	10	14		5	28	24	16	27	21	46
Wisconsin:														
Eastern.....	645	207	22		16	4		2	6		15	63	30	49
Western.....	351	107	15	1	18	3		2	2		4	13	24	24

year ended June 30, 1970, by nature of suit and district—Continued

Total	Private cases													Circuit and district	
	Contract	Real property	Federal Employ- ers' Liability Act	Marine personal injury	Motor vehicle personal injury	Other personal injury	Other tort actions	Antitrust	Prisoner petitions		Copyright, patent, trademark	Labor suits	All other		
									Habeas corpus	Mandamus and other					
245	45	1		7	19	12	3	4	104	16	6	2	26	Florida:	
1,171	253	17	2	60	20	42	20	4	511	64	44	36	98	Northern.	
1,324	508	16	1	114	32	46	18	13	176	12	56	136	196	Middle.	
														Southern.	
697	141	5	9		158	61	21	11	103	29	32	22	105	Georgia:	
239	42	2			85	23	4	1	26	4	7	10	35	Northern.	
298	71	5		5	68	18	8	1	58	16	5	4	39	Middle.	
														Southern.	
2,958	651	32	14	1,259	205	183	246	6	112	14	36	40	168	Louisiana:	
782	73	28	4	324	102	56	29	1	54	4	16	8	83	Eastern.	
														Western.	
266	38	9		6	90	18	9	1	14	5	1	6	69	Mississippi:	
423	130	14	1	26	113	58	8	2	15	3	5	8	45	Northern.	
														Southern.	
1,039	230	16	9	1	115	143	49	20	169	34	49	42	168	Texas:	
555	89	8	18	180	70	73	27	2	33	4	3	20	28	Northern.	
1,540	446	25	13	450	65	89	70	13	153	24	31	40	121	Eastern.	
587	80	8	4	2	190	92	10	7	85	17	12	16	64	Southern.	
317	46			3	14	2	1		3			8	240	Western.	
														Canal Zone.	
5,064	900	47	177	128	1,032	590	80	63	808	180	183	315	561	Sixth circuit.	
271	49	11			70	16		7	64	7	6	13	28	Kentucky:	
396	66	2	4	10	72	45	3	3	100	14	8	28	41	Eastern.	
														Western.	
1,154	283	6	57	56	171	158	17	20	133	37	45	74	97	Michigan:	
300	46	3	2	1	62	60	4		47	28	11	17	21	Eastern.	
														Western.	
1,077	198	5	73	47	221	83	39	12	144	8	53	72	122	Ohio:	
632	95	3	26	6	82	92	7	13	125	3	28	50	96	Northern.	
														Southern.	
627	76	7	10	2	237	91	5	3	79	36	7	18	66	Tennessee:	
233	23	2			28	10	1		77	32	13	14	33	Eastern.	
374	64	8	5	6	89	35	4	5	39	17	12	23	67	Middle.	
														Western.	
4,592	944	194	73	77	734	467	95	97	530	261	251	179	690	Seventh circuit.	
2,174	500	54	45	59	201	155	42	81	242	178	147	77	393	Illinois:	
290	35	6	1	2	73	30	4		70	30	5	11	23	Northern.	
206	61	5	3	4	45	23	11	1	7		12	16	18	Eastern.	
														Southern.	
513	91	19	3	2	203	75	10	2	31	1	18	13	45	Indiana:	
727	173	94	13	1	153	121	13	7	31	15	21	34	51	Northern.	
														Southern.	
438	63	13	5	6	34	42	11	3	105	12	39	20	85	Wisconsin:	
244	21	3	3	3	25	21	4	3	44	25	9	8	75	Eastern.	
														Western.	

TABLE C 3.—United States district courts. Civil cases commenced during the fiscal

Circuit and district	United States cases														
	Total	Total	Contract	Land condem- nation	Other real property	Test actions	Autitrust	Motions to vacate sentence	Prisoner petitions			Forfeitures and penalties	Labor suits	Tax suits	All other
									Habeas corpus	Mandamus and other					
Eighth circuit.....	4,963	1,757	337	134	53	105	4	126	349	81	111	91	111	255	
Arkansas:															
Eastern.....	551	133	29	11	1	12		7	2		12	5	27	27	
Western.....	290	79	23	10	1	2		3	2	3	5	6	7	17	
Iowa:															
Northern.....	196	54	16	4	1		1		1		3	10	10	8	
Southern.....	283	100	25	20	2	8		8	1	2	10	6	7	11	
Minnesota.....	921	295	60	2	10	25	3	22	18	15	32	18	19	71	
Missouri:															
Eastern.....	657	209	51	18	2	15		28	6	4	10	21	10	44	
Western.....	1,333	625	62	45	1	15		41	310	53	23	13	9	53	
Nebraska.....	426	133	29	8	15	20		10	3	2	12	7	12	15	
North Dakota.....	129	69	25	9	17	5		2			1	3	2	5	
South Dakota.....	177	60	17	7	3	3		5	6	2	3	2	8	4	
Ninth circuit.....	10,382	3,561	438	97	185	595	3	373	192	60	261	204	194	959	
Alaska.....	247	116	37	5	29	14		2			8	3	2	16	
Arizona.....	872	390	31	1	38	30		67	12	6	16	24	15	150	
California:															
Northern.....	2,887	679	67	6	8	230	2	24	71	17	44	38	35	137	
Eastern.....	668	200	32	22	11	26		13	5	9	9	33	12	28	
Central.....	2,765	970	111	5	20	152	1	126	38	6	103	60	69	279	
Southern.....	419	196	13	1	2	21		69	16	6	15	15	8	30	
Hawaii.....	192	68	9			22		10	4		15	1	2	9	
Idaho.....	225	106	43	1	8	10		10	1		5	4	3	21	
Montana.....	275	105	30	19	11	10		5	4	3	3	2	3	15	
Nevada.....	279	108	14		5	6		15	4	3	6	7	13	35	
Oregon.....	799	216	18	23	14	26		7	9		17	6	11	85	
Washington:															
Eastern.....	228	93	7	9	25	9		1	1		3	2	8	28	
Western.....	862	314	26	4	14	39		23	27	10	23	9	13	126	
Guam.....	163	2		1				1							
Tenth circuit.....	4,105	1,432	192	145	182	67		102	175	79	75	90	86	239	
Colorado.....	865	244	51	13	7	12		16	4	2	20	36	23	60	
Kansas.....	954	384	42	4	11	18		21	137	58	22	15	16	40	
New Mexico.....	484	179	27	15	11	11		28	4	3	11	6	8	55	
Oklahoma:															
Northern.....	385	162	11	67	27	4		9	2	1	2	7	9	23	
Eastern.....	277	76	19	21	3	2		3	6	1	2	10	4	5	
Western.....	631	256	15	24	115	8		14	21	12	6	3	17	21	
Utah.....	394	82	14		5	11		7	1		8	8	5	23	
Wyoming.....	115	49	13	1	3	1		4		2	4	5	4	12	

year ended June 30, 1970, by nature of suit and district—Concluded

Private cases														Circuit and district
Total	Contract	Real property	Federal Employ-ers' Liability Act	Marine personal injury	Motor vehicle personal injury	Other personal injury	Other tort actions	Antitrust	Prisoner petitions	Mandamus and other	Copyright, patent, trademark	Labor suits	All other	
3,206	718	51	117	31	672	328	68	43	430	150	80	148	370	Eighth circuit.
418	96	5	3	3	96	53	11	3	93	6	1	7	36	Arkansas:
211	66	6	2	3	66	21	9		4	5	4	5	20	Eastern.
														Western.
142	21	8			39	12	2		3	1	3	8	45	Iowa:
183	43	5	2		54	18	5	2	23	1	7	8	15	Northern.
626	142	7	95	14	135	70	12	21	17	3	22	24	64	Southern.
														Minnesota.
448	135	8	4	9	90	39	15	5	31	8	21	41	42	Missouri:
708	122	6	5	1	84	37	10	4	215	98	9	29	88	Eastern.
293	50	3	4		58	37	3	5	34	28	11	22	38	Western.
60	14	3	2	1	13	15	1	1					3	Nebraska.
117	29				37	21		2	10		2	1	15	North Dakota.
														South Dakota.
7,321	1,488	122	48	839	341	334	134	204	1,768	502	349	239	953	Ninth circuit.
131	54	4		16	3	21	8	2	7			5	11	Alaska.
482	137	18		1	50	42	9	20	111	11	12	9	62	Arizona.
														California:
2,266	252	5	1	383	25	51	26	90	692	274	76	57	276	Northern.
469	80	26		10	13	6	7	5	167	86	14	15	40	Eastern.
1,795	312	12	13	133	24	33	30	48	556	93	180	54	308	Central.
223	50		1	49	1	4	4	4	56	11	12	8	23	Southern.
126	30			14	37	15	1	4		1		4	20	Hawaii.
119	30	5	3		23	17	5	4	4	2	10	5	11	Idaho.
170	38	3	6		33	30	6		35	2	3	5	11	Montana.
171	48	9		1	29	18	3	1	41	1		7	13	Nevada.
583	200	8	3	107	42	48	18	15	39	5	12	27	61	Oregon.
														Washington:
135	34	3	6		11	7			33	4	5	7	25	Eastern.
548	186	7	15	123	15	20	10	11	25	12	25	36	57	Western.
161	39	22		2	35	22	3		3				35	Guam.
2,673	710	87	19	5	408	237	48	32	601	116	54	78	278	Tenth circuit.
621	154	11	7		73	43	11	11	122	33	21	34	101	Colorado.
570	128	15	7		94	53	13	4	147	50	4	19	36	Kansas.
305	91	22	1	1	57	29	1	2	54	6	3	1	37	New Mexico.
														Oklahoma:
223	85	11	1	3	26	24	7	5	23	1	8	7	22	Northern.
201	36	8			31	9		2	102	10	2	1		Eastern.
375	141	10	2	1	68	51	9	3	40	5	8	9	28	Western.
312	51	7	1		44	22	5	5	105	10	7	5	50	Utah.
66	24	3			15	6	2		8	1	1	2	4	Wyoming.

TABLE C3.—U.S. district courts. Civil cases commenced during the

Circuit and district	U.S. cases													
	Total	Total	Contract	Land condemnation	Other real property	Tort actions	Antitrust	Prisoner petitions			Forfeitures and penalties	Labor suits	Tax suits	All other
								Motions to vacate sentence	Habeas corpus	Mandamus and other				
Total all districts.....	93,396	25,086	4,154	608	1,380	2,030	60	1,335	1,671	1,115	2,031	2,011	1,424	7,067
District of Columbia.....	3,690	952	172	1	8	50	2	82	95	152	17	12	7	354
First circuit.....	4,480	896	125	2	19	119	---	40	29	11	121	172	37	221
Maine.....	244	75	13	---	---	8	---	3	2	---	20	19	4	6
Massachusetts.....	2,693	354	46	2	11	57	---	20	8	9	66	34	24	77
New Hampshire.....	200	44	7	---	---	11	---	1	6	1	4	5	2	7
Rhode Island.....	293	112	15	---	2	10	---	4	7	1	12	13	7	41
Puerto Rico.....	1,050	311	44	---	6	33	---	12	6	---	19	101	---	90
Second circuit.....	9,854	1,891	328	6	44	255	18	133	96	58	185	184	130	454
Connecticut.....	707	245	13	1	---	12	5	16	27	22	12	23	13	101
New York:														
Northern.....	541	136	24	2	10	7	---	3	3	---	12	26	15	34
Eastern.....	1,605	478	91	1	9	71	5	35	27	8	45	56	34	96
Southern.....	6,012	848	174	---	16	145	7	60	30	23	94	65	57	171
Western.....	645	143	25	---	5	15	---	6	6	5	20	11	9	41
Vermont.....	344	41	1	2	4	5	1	7	3	---	2	3	2	11
Third circuit.....	9,548	1,867	222	29	83	160	5	56	128	82	88	298	78	640
Delaware.....	273	69	12	---	---	4	---	2	3	---	3	8	7	26
New Jersey.....	1,871	633	71	13	53	61	1	13	46	8	37	77	34	219
Pennsylvania:														
Eastern.....	3,966	601	62	---	24	72	1	18	23	9	30	60	25	277
Middle.....	801	244	21	11	4	11	---	7	50	57	5	38	3	37
Western.....	1,489	303	54	5	1	12	3	14	3	3	10	111	9	78
Virgin Islands.....	1,168	17	2	---	1	---	---	2	3	1	1	4	---	3
Fourth circuit.....	7,452	2,073	251	42	84	194	1	130	88	51	145	129	85	873
Maryland.....	1,507	426	37	1	24	38	---	26	36	7	37	37	29	154
North Carolina:														
Eastern.....	505	159	36	4	2	12	---	20	3	4	17	14	5	42
Middle.....	309	102	14	3	---	5	1	10	4	1	19	8	5	32
Western.....	377	122	23	3	4	4	---	8	3	2	11	7	3	54
South Carolina.....	1,269	383	65	1	44	31	---	11	8	8	21	14	12	168
Virginia:														
Eastern.....	2,150	508	44	4	6	81	---	41	29	24	20	14	15	230
Western.....	551	135	13	7	2	2	---	7	4	1	6	14	7	72
West Virginia:														
Northern.....	235	65	10	9	2	2	---	5	---	2	6	11	4	14
Southern.....	549	173	91	10	---	19	---	2	1	2	8	10	5	107

fiscal year ended June 30, 1971, by nature of suit and district

Private cases														Circuit and district
Total	Contract	Real property	Federal Employers' Liability Act	Marine personal injury	Motor vehicle personal injury	Other personal injury	Other tort actions	Antitrust	Habeas corpus	Prisoner petitions Mandamus and other	Copyright, patent, trademark	Labor suits	All other	
68,310	14,421	1,420	1,353	6,919	8,087	5,306	1,620	1,445	8,372	3,773	2,004	2,652	10,848	Total all districts.
2,738	521	186	12	3	601	353	56	37	84	96	37	51	701	District of Columbia.
3,584	588	221	32	276	206	209	44	29	161	61	70	99	1,498	First circuit.
169	25	3	10	23	23	12	8	1	25	4	1	4	30	Maine.
2,339	279	5	21	175	102	64	14	17	97	53	53	60	1,399	Massachusetts.
156	36	3			28	57	6	1	9	1	4	1	12	New Hampshire.
181	52	1	1	1	25	19	8	4	16	3	8	6	37	Rhode Island.
739	196	209		77	30	147	8	6	14		4	28	20	Puerto Rico.
7,963	1,987	34	238	1,548	463	336	161	139	813	645	352	174	1,033	Second circuit.
462	94	2	19	2	39	24	19	21	55	58	18	19	92	Connecticut.
405	34	4	42	3	40	10	4	1	75	144	17	12	19	New York:
1,127	210	9	48	112	106	53	24	10	232	78	71	38	136	Northern.
5,164	1,578	13	80	1,418	125	222	95	98	308	225	235	70	697	Eastern.
502	32		49	12	28	22	1	7	128	132	9	32	50	Southern.
303	39	6		1	125	55	8	2	15	8	2	3	39	Western.
														Vermont.
7,681	1,153	179	348	531	1,107	714	85	464	700	469	198	281	1,452	Third circuit.
204	33	2	2	10	34	22	3	2	19	17	26	4	30	Delaware.
1,238	299	10	47	38	199	127	15	9	130	76	61	79	148	New Jersey.
3,365	460	12	181	441	474	335	34	434	286	197	55	80	376	Pennsylvania:
557	62	1	17		127	47	3	6	104	105	18	23	45	Eastern.
1,166	163	16	101	41	233	125	13	14	154	74	38	95	99	Middle.
1,151	136	138		1	40	58	17		7				754	Western.
														Virgin Islands.
6,379	934	77	107	421	909	372	88	29	1,324	474	107	150	387	Fourth circuit.
1,081	263	15	37	139	112	38	19	8	227	97	13	25	88	Maryland.
346	54	4	2	13	35	9	5		86	87	7	5	39	North Carolina:
207	34	1	1		18	8	4	2	76	13	21	3	26	Eastern.
255	50	1	3		37	13	5	1	86	12	9	3	35	Middle.
886	195	17	10	24	317	91	21	4	96	35	23	9	44	Western.
1,642	233	8	29	236	204	91	22	10	486	106	22	17	88	South Carolina.
416	51	14	15		80	27	5	1	136	33	2	25	27	Virginia:
170	13	3	2	3	8	19	5	3	85		5	9	15	Eastern.
376	41	14	8	6	98	76	2		46	1	5	54	25	Western.
														West Virginia:
														Northern.
														Southern.

TABLE C3.—U.S. district courts. Civil cases commenced during the fiscal

Circuit and district	Total	U.S. cases														
		Total	Contract	Land condemnation		Other real property	Tort actions	Antitrust	Motions to vacate sentence	Prisoner petitions			Forfeitures and penalties	Labor suits	Tax suits	All other
				Habeas corpus	Mandamus and other											
Fifth circuit.....	21,657	5,749	1,229	101	382	330	7	295	370	314	523	322	401	1,475		
Alabama:																
Northern.....	1,094	246	38	27	4	13		6	9	1	14	10	35	89		
Middle.....	414	97	13	1	1	8		7	6	10	10	14	6	21		
Southern.....	645	99	45		2	7		3	2	2	14	7	4	13		
Florida:																
Northern.....	349	142	18	3	23	8		15	11	8	4	15	14	23		
Middle.....	1,961	786	163	4	255	47		31	11	4	30	48	30	163		
Southern.....	1,961	392	20	3	19	14		26	26	9	66	68	28	114		
Georgia:																
Northern.....	1,630	731	48	8	4	20	3	44	205	228	28	12	27	104		
Middle.....	378	133	21	1		13	1	9	6	3	21	14	24	20		
Southern.....	390	106	37	1	1	6		8	7		17	5	2	21		
Louisiana:																
Eastern.....	4,140	647	319		3	42	1	17	9	2	52	12	26	104		
Western.....	1,113	301	63	6	53	17		6	3	2	55	5	24	68		
Mississippi:																
Northern.....	435	145	22		1	9		13	2	3	65	9	7	14		
Southern.....	680	193	65	8	6	10		4	2	1	23	13	12	49		
Texas:																
Northern.....	1,790	506	180	3		29		20	12	12	29	16	77	129		
Eastern.....	1,038	234	30	31	5	23		10	21	21	13	16	12	53		
Southern.....	2,144	443	75	3	3	31	2	53	5	3	55	36	48	130		
Western.....	1,145	522	59	3	1	22		23	33	5	27	24	25	300		
Canal Zone.....	360	27	13		1	11			1			1				
Sixth circuit.....	8,348	2,629	316	224	165	158	8	141	75	36	219	282	124	832		
Kentucky:																
Eastern.....	516	260	41	8	2	8		12	5	2	8	18	6	150		
Western.....	680	233	42	19	11	17	1	17	11	4	19	15	9	68		
Michigan:																
Eastern.....	1,840	507	77	1	5	33		25	26	9	67	47	27	130		
Western.....	620	174	20	54		11		10	2	2	11	18	6	40		
Ohio:																
Northern.....	1,646	433	44	3	85	27	5	11	15	1	33	71	23	115		
Southern.....	1,087	419	43	16	54	22	2	16	6	4	25	52	21	158		
Tennessee:																
Eastern.....	1,046	263	20	59	4	15		30	8	6	12	21	17	61		
Middle.....	512	201	11	62	1	9		9	1		17	19	5	67		
Western.....	601	149	17	2	3	16		11	1	8	27	21	10	33		
Seventh circuit.....	7,045	1,756	266	72	199	101	3	74	78	52	148	248	116	399		
Illinois:																
Northern.....	3,408	738	92	4	60	48	2	38	20	11	77	113	57	216		
Eastern.....	405	138	24	7	24	2		3	14	29	4	17	1	13		
Southern.....	378	125	29	3	17	10		12	3		7	14	15	15		
Indiana:																
Northern.....	745	178	26	50	15	1		9	2	3	9	24	4	35		
Southern.....	977	254	55	8	23	32		7	31	7	10	24	7	50		

year ended June 30, 1971, by nature of suit and district—Continued

Private cases														Circuit and district
Total	Contract	Real property	Federal Employers' Liability Act	Marine personal injury	Motor vehicle personal injury	Other personal injury	Other tort actions	Antitrust	Habeas corpus	Prisoner petitions Mandamus and other	Copyright, patent, trademark	Labor suits	All other	
16,908	3,864	229	123	2,053	1,687	1,147	587	128	1,884	444	290	698	1,974	Fifth circuit.
848	261	10	2	5	193	76	17	8	73	9	8	28	153	Alabama:
317	72	4	2		72	26	2	1	68	16	3	6	46	Northern.
546	135	17	1	117	66	26	19	7	84	22	5	10	47	Middle.
														Southern.
207	38	3	2	7	18	5	4	2	83	17	1	5	22	Florida:
1,175	245	9	1	87	47	47	26	12	393	116	32	51	109	Northern.
1,559	580	8	1	75	34	37	49	23	226	33	75	213	205	Middle.
														Southern.
899	176	6	5	2	169	71	48	8	138	50	24	35	167	Georgia:
245	63	5			71	17	3	1	40	1	15	3	26	Northern.
285	53			5	87	28	10	1	49	15	2	9	22	Middle.
														Southern.
3,493	907	56	18	1,432	251	200	210	5	127	18	23	40	296	Louisiana:
812	100	13	11	344	89	48	22	3	65	7	10	26	65	Eastern.
														Western.
290	69	2	1	5	80	20	15		22	10	3	8	55	Mississippi:
487	132	17	3	36	107	62	13	2	18	7	14	11	65	Northern.
														Southern.
1,284	310	19	16	2	104	161	41	29	237	62	35	39	229	Texas:
804	112	12	32	331	71	102	23	3	40	13	3	17	45	Northern.
1,701	461	36	16	499	79	101	70	16	141	30	18	72	162	Eastern.
623	94	7	12	3	149	118	11	7	75	18	19	23	87	Southern.
333	47	1		3	10	2	4					2	264	Western.
														Canal Zone.
5,710	978	55	186	167	1,023	644	100	81	807	276	165	402	775	Sixth circuit.
256	56	6	2	1	61	19	5	11	40	7	5	13	30	Kentucky:
347	62	9	3	10	60	46	10	3	75	7	5	24	33	Eastern.
														Western.
1,333	302	11	40	69	161	151	30	19	158	51	49	150	142	Michigan:
346	54	6	3	13	71	56	9	3	31	20	9	26	45	Eastern.
														Western.
1,213	220	9	92	52	180	153	63	14	117	18	37	73	185	Ohio:
668	92	9	32	12	79	65	26	18	144	8	31	50	102	Northern.
														Southern.
793	79	3	11	1	294	96	5	6	93	96	11	26	72	Tennessee:
311	37	1	2	2	32	21	4		95	52	6	18	41	Eastern.
452	76	1	1	7	85	37	8	7	54	17	12	22	125	Middle.
														Western.
5,289	1,112	187	83	60	716	459	86	103	539	496	339	250	869	Seventh circuit.
2,670	639	52	49	43	175	145	39	86	241	292	255	119	535	Illinois:
267	42	5		3	71	29	4	2	37	24	5	20	25	Northern.
253	62	8	2	2	52	39	9	2	8	3	14	25	27	Eastern.
														Southern.
567	107	25	7	1	215	78	4	1	39	11	7	12	62	Indiana:
723	169	30	22	3	135	117	16	3	34	14	24	41	65	Northern.
														Southern.

TABLE C3.—U.S. district courts. Civil cases commenced during the fiscal

Circuit and district	U.S. cases													
	Total	Total	Contract	Land condemnation	Other real property	Tort actions	Antitrust	Prisoner petitions			Forfeitures and penalties	Labor suits	Tax suits	All other
								Motions to vacate sentence	Habeas corpus	Mandamus and other				
Wisconsin:														
Eastern.....	700	217	22	39	5	1	4	6	1	31	41	21	46	
Western.....	432	106	18	21	3	1	1	2	1	10	15	11	24	
Eighth circuit.....	5,551	1,927	387	67	75	120	2	100	328	98	136	102	144	368
Arkansas:														
Eastern.....	518	106	30	3	4	8	8	1	2	5	8	10	27	
Western.....	291	93	33	13	4	3	1	2	2	5	4	4	22	
Iowa:														
Northern.....	190	52	14	3	4	1	2	5	7	4	4	12		
Southern.....	343	99	22	7	4	10	6	3	1	7	4	10	25	
Minnesota.....	1,108	324	86	4	3	28	2	20	14	12	31	18	22	84
Missouri:														
Eastern.....	870	257	41	8	2	20	20	2	9	21	29	27	78	
Western.....	1,348	679	90	23	2	19	31	297	69	35	19	14	80	
Nebraska.....	558	167	33	2	29	17	6	5	3	11	8	35	18	
North Dakota.....	138	72	16	7	20	1	2	11	3	7	5	6		
South Dakota.....	187	78	22	4	10	5	2	5	2	11	17			
Ninth circuit.....	11,312	3,673	497	109	150	464	7	202	201	102	351	214	210	1,160
Alaska.....	224	87	19	10	20	1	1	11	7	18	7	18		
Arizona.....	884	356	36	9	42	23	24	8	6	25	18	21	174	
California:														
Northern.....	2,726	726	118	11	6	164	23	49	17	29	63	42	204	
Eastern.....	653	210	27	12	8	36	14	8	5	24	19	15	42	
Central.....	3,046	951	122	4	11	107	5	71	40	36	144	67	283	
Southern.....	456	201	29	1	3	26	24	17	6	30	10	10	45	
Hawaii.....	169	55	4	11	6	4	14	4	1	11	3	5	19	
Idaho.....	195	79	17	6	8	5	4	1	11	3	5	19		
Montana.....	295	112	26	26	13	9	5	2	1	1	3	4	22	
Nevada.....	351	137	19	2	2	14	15	8	3	2	7	65		
Oregon.....	938	215	34	21	10	14	2	19	15	10	9	81		
Washington:														
Eastern.....	240	113	15	6	19	5	1	2	2	2	6	8	47	
Western.....	969	396	30	11	18	27	1	11	42	31	42	9	20	154
Guam.....	166	5	1	3	1	1	1	1	1	1	1	1		
Tenth circuit.....	4,459	1,673	362	155	171	79	7	82	183	159	100	48	92	235
Colorado.....	949	258	62	14	9	16	7	11	5	6	35	15	29	49
Kansas.....	1,220	570	120	6	19	27	24	155	137	21	6	25	30	
New Mexico.....	429	141	31	4	5	11	18	6	1	7	4	9	45	
Oklahoma:														
Northern.....	445	217	15	109	39	5	5	3	1	6	4	7	23	
Eastern.....	273	83	26	14	3	1	4	1	5	4	3	5	17	
Western.....	734	265	63	6	89	6	16	9	4	14	8	11	39	
Utah.....	385	97	29	1	4	9	1	4	5	7	3	27		
Wyoming.....	124	42	16	1	3	4	3	6	1	3	5			

year ended June 30, 1971, by nature of suit and district—Continued

Private cases														Circuit and district
Total	Contract	Real property	Federal Employers' Liability Act	Marine personal injury	Motor vehicle personal injury	Other personal injury	Other tort actions	Antitrust	Prisoner petitions		Copyright, patent, trademark	Labor suits	All other	
									Habeas corpus	Mandamus and other				
483	69	14	2	5	45	29	10	8	132	24	30	26	89	Wisconsin:
326	24	3	1	3	23	24	4	1	48	118	4	7	66	Eastern.
														Western.
3,624	860	55	139	35	596	365	78	44	428	217	86	206	515	Eighth circuit.
412	89	10	3	9	84	44	4		48	48		12	61	Arkansas:
198	62			1	52	30	5		4	5	2	3	34	Eastern.
														Western.
138	34	5	4		22	13	1	1		2	9	2	45	Iowa:
244	47	3	3		65	39	4	3	21	5	8	16	30	Northern.
784	191	4	112	18	108	89	18	17	18	9	32	43	125	Southern.
613	189	20	2	4	89	44	20	7	66	10	18	64	80	Minnesota:
669	140	5	7		64	36	13	10	209	48	11	40	86	Eastern.
391	65	5	6	1	62	36	8	3	50	90	5	21	39	Western.
66	20	1	1		27	6	1	2				3	4	Nebraska.
109	23	2	1	2	23	28	4	1	12			2	11	North Dakota.
														South Dakota.
7,439	1,653	117	60	920	348	394	226	352	1,231	1,499	311	273	1,255	Ninth circuit.
137	57	2		10	6	30	8	2	3	2	1	8	8	Alaska.
498	133	11	1	2	48	48	13	15	91	12	18	32	74	Arizona.
														California:
2,000	336	10	3	380	17	44	53	184	341	185	53	56	332	Northern.
443	66	18		1	10	18	4	6	127	121	13	18	41	Eastern.
2,095	342	6	22	182	28	70	51	104	467	123	171	64	465	Central.
255	48	1		97	1	8	3	11	27	4	6	4	45	Southern.
114	40			7	26	8	9	3	1		2	5	13	Hawaii.
116	42	4	4		25	8	2	3	3	2	2	3	18	Idaho.
183	52	5	4		34	35	5	1	13	4	5	10	16	Montana.
214	54	6	4		35	24	7	2	38	8	2	12	22	Nevada.
723	216	8	3	118	50	52	27	10	72	7	18	26	116	Oregon.
														Washington
127	33	7	3		9	6	7		25	6	7	1	23	Eastern.
573	182	16	16	123	16	25	27	11	21	24	7	34	71	Western.
161	52	23			43	18	10		2	1			12	Guam.
2,786	771	80	25	5	431	263	59	39	401	106	49	168	389	Tenth circuit.
591	183	4	8		59	44	19	8	30	20	28	67	121	Colorado.
650	123	12	8	4	115	85	9	9	117	52	8	39	69	Kansas.
288	87	10	6		50	23	6	4	33	4	1	5	53	New Mexico.
														Oklahoma:
228	83	9			42	14	3	2	23	3	1	21	27	Northern.
190	32	10		1	23	8	4		99	5		2	6	Eastern.
469	185	24	1		82	51	9	4	52	9	5	11	36	Western.
288	55	7	1		39	25	6	11	41	8	0	21	68	Utah.
82	23	4	1		15	13	3	1	6	5		2	9	Wyoming.

TABLE C 3.—U.S. district courts. Civil cases commenced during the fiscal year ended June 30, 1972, by nature of suit and district

Circuit and district	Total civil cases	U.S. cases																
		Total	Con-tract	Land con-demnation	Other real prop-erty	Tort actions	Anti-trust	Civil rights	Prisoner petitions				Forfeit-ures and pen-al-ties	Labor suits	NA RA ¹	Social Security	Tax suits	All other
									Motions to vacate sen-tence	Habeas corpus	Civil rights	Man-damus and other						
Total all districts.....	96,173	26,729	4,576	550	1,775	1,933	80	651	1,501	1,368	252	968	2,565	2,100	2,530	2,288	1,418	2,084
District of Columbia.....	3,037	1,031	191	3	9	53	2	48	68	58	20	198	7	18	16	115	11	214
First circuit.....	6,038	1,030	145	7	23	87		27	41	18	4	5	102	206	64	162	38	101
Maine.....	237	74	12		1	5		4	2	1			17	11		3	4	14
Massachusetts.....	4,081	410	61	6	9	52		16	22	9	3	5	63	35	21	21	27	60
New Hampshire.....	270	38	2	1		4		1	4	3	1		2	10			1	9
Rhode Island.....	312	126	28			14		3	1	3			4	14	42	5	5	7
Puerto Rico.....	1,120	382	42			13		3	12	2			16	136	1	133	1	11
Second circuit.....	9,891	1,976	309	6	55	187	15	98	133	93	18	26	312	264	17	92	107	244
Connecticut.....	758	260	37	2	5	10	1	13	19	41	4	14	12	37	17	14	20	14
New York:																		
Northern.....	625	158	22	1	21	19	1	2	2			2	18	27		11	11	21
Eastern.....	1,799	550	97	1	9	77	1	29	51	14	1	2	79	67		33	24	65
Southern.....	5,766	820	124	1	9	67	10	43	53	81	10	5	190	107		20	41	109
Western.....	648	145	25		10	12	2	8	2	5	3	2	11	20		11	8	26
Vermont.....	295	43	4	1	1	2		3	6	2		1	2	6		3	3	9
Third circuit.....	8,978	2,019	276	27	87	186	6	54	65	87	41	36	219	284	265	149	112	125
Delaware.....	278	92	19		2	2			5	2		2	4	14	14	6	9	13
New Jersey.....	2,168	806	76	15	60	77		16	30	34		6	132	112	129	39	38	42
Pennsylvania:																		
Eastern.....	2,940	515	82	3	15	62	3	22	13	11	6	6	32	47	116	16	41	40
Middle.....	774	269	20	8	5	18		6	1	35	33	22	6	33	1	63	8	10
Western.....	1,274	318	77	1	2	23	3	10	14	3	2		42	76	5	25	16	19
Virgin Islands.....	1,535	19	2		3	4			2	2			3	2				1
Fourth circuit.....	7,866	2,177	301	22	155	155	4	38	145	48	14	12	252	142	323	344	99	118
Maryland.....	1,483	462	88	4	18	31	3	5	29	14	3		45	65	99	18	16	24
North Carolina:																		
Eastern.....	530	142	28		1	13		6	13	3	2	1	13	10	7	10	17	18
Middle.....	345	87	14	1	1	2			14			1	12	6	9	7	8	12
Western.....	423	124	26	2	1	2		6	22	3			13	13	12	9	6	9
South Carolina.....	1,439	434	51		124	42		5	19	8	1	2	16	4	5	122	16	19
Virginia:																		
Eastern.....	2,077	462	52	2	5	51	1	14	25	16	7	5	17	14	175	28	15	25
Western.....	716	186	10	4	4	3			5	2			67	16	7	56	9	3
West Virginia:																		
Northern.....	259	53	14	4		3		1	4	1		1	3	6	3	7	2	4
Southern.....	594	227	18	5	1	8		1	4	1	1	2	66	8	11	87	10	4
Fifth circuit.....	22,380	6,164	1,484	75	442	338	12	126	365	298	45	315	548	-253	748	468	362	285
Alabama:																		
Northern.....	1,212	282	26	11	7	20		5	13	10		2	17	14	22	65	24	16
Middle.....	502	141	24		18	14	1	6	8	4	1	5	23	11	3	10	7	6
Southern.....	505	84	17		3	7		6	9	1		4	4	11	3	4	14	1
Florida:																		
Northern.....	381	151	23		46	11		3	17	7	2	5	3	10		6	13	5
Middle.....	2,036	776	216	1	224	43		11	28	13	3	4	26	31	109	17	27	23
Southern.....	1,928	389	25	3	17	21		12	33	18	4	4	42	29	73	14	52	42
Georgia:																		
Northern.....	1,753	734	65	5	4	20	3	12	38	127	22	243	44	8	42	40	25	36
Middle.....	401	110	32		2	6	1	2	6	1		1	23	10	1	11	7	7
Southern.....	390	104	24	2		8		4	17	6			16	6	2	11	3	5
Louisiana:																		
Eastern.....	3,697	828	357	5	10	34		7	14	17		2	141	14	168	23	15	21
Middle.....	366	99	48		1	4		3	2				17	3		13	5	3
Western.....	1,132	292	75	1	65	14		7	9	6			18	7	4	57	14	14
Mississippi:																		
Northern.....	406	93	23	15	4	4		8	5	3			7	5		10	6	3
Southern.....	727	213	94	2	11	12		5	6	3		1	17	11	1	27	14	9
Texas:																		
Northern.....	1,962	563	199	2	8	25	3	9	32	21	5	8	42	17	48	43	69	35
Eastern.....	958	266	35	17	9	18		4	10	23	7	20	20	13	8	54	18	5
Southern.....	2,384	472	98	5	8	26		8	63	6		3	53	38	77	31	32	24
Western.....	1,203	524	58	6	3	30	4	14	55	27	1	13	33	14	187	32	17	30
Canal Zone.....	417	40	15		1	21							2	1				

TABLE C 3.—U.S. district courts. Civil cases commenced during the fiscal year ended June, 30 1972, by nature of suit and district—Con.

Circuit and district	Private cases																
	Total	Contract	Real property	FELA ¹⁾	Marine personal injury	Motor vehicle personal injury	Other personal injury	Other tort actions	Anti-trust	Civil rights	Commerce	Prisoner petitions			Copyright, patent, trademark	Labor suits	All other
												He-beas corpus	Civil rights	Man-damus and other			
Total all districts.....	69,444	14,401	1,228	1,391	6,385	7,074	5,611	1,618	1,299	5,482	3,120	7,949	3,348	791	2,163	2,887	4,697
District of Columbia.....	2,906	335	132	5	1	344	324	31	25	68	1	68	17	85	27	46	507
First circuit.....	5,008	675	211	51	272	198	262	46	63	225	2,440	143	110	26	85	99	122
Maine.....	163	35	1	8	20	24	14	1	2	18	2	12	5	2	4	5	10
Massachusetts.....	3,671	291	8	42	158	71	95	23	45	110	2,436	85	71	12	66	62	9
New Hampshire.....	241	43	3			47	58	5		29		11	24	11	1	4	5
Rhode Island.....	186	39	1	1	12	29	15	10	2	41	2	6	5		10	6	4
Puerto Rico.....	747	267	198		82	27	70	7	4	27		29	2	1	4	22	7
Second circuit.....	7,915	2,094	16	213	1,475	874	371	134	128	496	50	704	658	24	445	171	592
Connecticut.....	498	113	4	19	2	38	33	17	13	83	7	34	51	5	41	16	23
New York.....																	
Northern.....	467	34	1	42	3	25	17	3	4	23	1	80	168	16	16	16	13
Eastern.....	1,249	202	1	69	139	111	68	14	8	136	12	230	85		78	42	54
Southern.....	4,946	1,679	4	34	1,314	88	181	96	97	155	24	257	183		283	73	483
Western.....	603	37	1	46	15	26	21	2	5	37	5	39	162		22	25	10
Vermont.....	252	29	5	3	2	91	51	2	1	32	1	14	9	3	5		4
Third circuit.....	6,959	1,196	182	299	463	954	675	100	182	373	60	508	325	27	179	291	1,106
Delaware.....	186	27	2		9	29	12	1	2	22	1	25	4	1	19	11	21
New Jersey.....	1,362	323	14	23	18	229	127	30	25	114	22	174	76	11	70	68	38
Pennsylvania:																	
Eastern.....	2,434	429	8	192	367	376	288	31	82	141	25	143	126	2	41	81	104
Middle.....	505	53	2	13		132	60	7	3	38	4	53	82	7	19	22	10
Western.....	956	162	2	71	68	156	98	17	20	57	8	109	38	4	29	108	19
Virgin Islands.....	1,516	212	164		1	33	90	14		1		4		2	1	1	1,003
Fourth circuit.....	5,689	864	40	90	412	878	411	110	46	417	30	1,385	501	110	114	160	112
Maryland.....	1,021	198	10	25	148	100	65	23	14	77	9	169	78	3	33	26	33
North Carolina.....																	
Eastern.....	388	39	2		18	33	11	8	4	28		80	132	5	7	2	9
Middle.....	258	45	2	1		21	9	2	2	21		98	26	3	11	5	10
Western.....	299	63	9			28	14	5	4	45	3	34	19	1	14	5	5
South Carolina.....	1,005	214	7	10	35	322	114	20	6	51	2	82	29	65	14	9	25
Virginia:																	
Eastern.....	1,615	189	8	20	197	167	81	23	11	112	4	554	175	22	22	15	15
Western.....	530	44	3	11		94	25	9	1	40	3	212	35	9	4	26	4
West Virginia:																	
Northern.....	206	23	3		3	41	15	6	2	7		88	2	1	3	8	4
Southern.....	367	49	5	23	11	70	67	14	2	26	9	18	5	1	6	54	7
Fifth circuit.....	16,210	3,576	207	100	2,702	1,539	1,240	606	189	1,331	127	2,083	449	234	303	712	618
Alabama:																	
Northern.....	930	260	12		1	211	70	26	35	105	2	114	5	5	13	47	24
Middle.....	361	67	4	1		62	24	5	1	42		113	7	17	4	2	12
Southern.....	421	92	16	2	72	39	19	20	7	28	2	60	13	27	9	8	7
Florida:																	
Northern.....	230	46		1	8	16	13	7	2	33		13	11	6	3	15	14
Middle.....	1,260	205	7	1	41	36	66	19	12	103	28	324	221	31	45	71	50
Southern.....	1,539	510	16	1	114	31	34	20	27	128	16	166	12	7	80	269	88
Georgia:																	
Northern.....	1,019	244	10	11	1	148	90	74	18	126	4	128	12	42	23	33	55
Middle.....	291	70	4	1		77	33	9	1	37	1	27	4	2	7	7	11
Southern.....	266	69	4	1	9	66	23	12		26	2	51	9	5	1	5	3
Louisiana:																	
Eastern.....	2,369	619	43	26	1,104	189	178	223	10	139	12	135	5	12	16	39	29
Middle.....	287	23	7		50	25	19	9		26	1	81	12	10	1	5	18
Western.....	840	117	7	10	325	74	58	23	1	66	2	78	18	5	3	30	23
Mississippi:																	
Northern.....	313	52	5		17	69	31	8	2	39	1	73	3	3		7	3
Southern.....	514	132	9	1	20	112	73	24	3	53	1	52	5	1	2	20	6
Texas:																	
Northern.....	1,396	325	22	12	1	106	140	16	27	138	22	333	31	33	37	53	100
Eastern.....	392	70	9	10	259	56	132	15	6	42	5	41	9	9	7	10	12
Southern.....	1,912	462	27	20	585	73	99	70	21	119	21	163	64	16	41	65	56
Western.....	679	138	5	2	1	140	135	22	16	80	7	69	8	3	11	25	17
Canal Zone.....	377	75			4	9	3	4		1					1		280

See footnotes at end of table.

Table C 3.—U.S. district courts. Civil cases commenced during the fiscal year ended June 30, 1792, by nature of suit and district—Con.

Circuit and district	Total civil cases	U.S. cases																	
		Total	Contract	Land condemnation	Other real property	Tort actions	Anti-trust	Civil rights	Prisoner petitions				Forfeitures and penalties	Labor suits	NA RA ¹	Social Security	Tax suits	All other	
									Motions to vacate sentence	Habeas corpus	Civil rights	Mandamus and other							
Sixth circuit.....	8,574	2,788	406	162	261	139	10	46	195	64	6	38	206	325	218	479	138	116	
Kentucky:																			
Eastern.....	566	320	35	5	5	3		3	29	5	1	3	10	18	16	175	8	4	
Western.....	625	183	38	8	7	7	1	3	18	5		4	8	18	11	31	14	10	
Michigan:																			
Eastern.....	1,932	580	114	3	7	29	4	9	61	18	2	7	70	61	100	60	26	29	
Western.....	647	180	31	5	2	5	2	4	4	2		5	11	40		50	6	13	
Ohio:																			
Northern.....	1,713	515	78		122	35	2	12	25	11	2		37	73	16	42	37	23	
Southern.....	1,089	425	40	18	98	19		8	18	8	1	4	18	62	26	74	17	14	
Tennessee:																			
Eastern.....	907	225	37	47	6	12		2	29	6		6	15	14	9	29	9	4	
Middle.....	489	183	12	23	3	13		3	9	4		4	14	15	16	10	7	11	
Western.....	586	207	21	43	1	16	1	2	12	5		5	23	24	24	9	14	7	
Seventh circuit.....	7,018	1,752	255	9	206	112	10	50	98	117	31	71	136	207	109	73	116	162	
Illinois:																			
Northern.....	3,238	687	105	1	59	42	6	32	55	22	5	11	70	85	23	23	63	86	
Eastern.....	517	212	13	1	34	7		2	5	39	23	43	6	13		4	4	8	
Southern.....	840	120	17	1	23	6		2	8	2			8	7	2	10	20	14	
Indiana:																			
Northern.....	722	201	41	2	18	5		4	10	2		2	13	23	52	8	7	14	
Southern.....	976	283	44	4	41	41	1		12	37	1	14	14	23	18	16	5	12	
Wisconsin:																			
Eastern.....	744	172	21		12	9	3	7	5	3	2		14	88	14	10	19	15	
Western.....	481	77	14		19	2		3	3	2		1	2	18		2	8	3	
Eighth circuit.....	6,117	2,089	389	109	89	104	3	35	103	253	19	73	189	123	204	100	115	178	
Arkansas:																			
Eastern.....	653	120	25	7	9	7		2	8	3		2	9	10	4	12	14	8	
Western.....	280	83	24	5	5	7		2	4	1		2	7	2	1	15	7	1	
Iowa:																			
Northern.....	214	71	28	1	5	9			1			1	8	3	3	1	6	5	
Southern.....	413	127	36	11	1	15		3	4	4	1	1	12	7	1	2	14	15	
Minnesota.....	1,210	372	77		3	14	2	6	7	16		7	37	23	87	24	20	39	
Missouri:																			
Eastern.....	968	331	35	20	3	15	1	7	39	9		2	38	24	74	13	23	28	
Western.....	1,355	631	65	48	1	13		10	29	212	18	56	42	21	31	19	13	53	
Nebraska.....	621	178	47	1	29	12		2	6	4		1	22	18	3	10	12	11	
North Dakota.....	189	103	33	15	24	4		2	2	2			7	5		1	3	5	
South Dakota.....	214	73	19	1	9	8		1	6	2		1	7			3	3	13	
Ninth circuit.....	11,647	4,019	531	70	212	465	13	97	268	172	24	64	487	210	496	230	228	452	
Alaska.....	273	135	36		13	26	1		1				11	1	26		7	10	
Arizona.....	874	445	35	6	39	28		8	31	5	2	5	48	19	145	24	24	26	
California:																			
Northern.....	2,500	608	97	4	6	112	4	38	11	43	8	2	69	51		42	32	89	
Eastern.....	648	237	42	11	14	30		7	6	5	3	2	19	20		31	16	31	
Central.....	3,034	1,019	113	6	23	137	6	19	88	31	7	21	225	53	1	45	69	174	
Southern.....	564	280	33	2	11	28		5	63	20		5	23	14	29	11	9	27	
Hawaii.....	217	65	7		2	13		3	9	4		1	12	3		1	2	8	
Idaho.....	228	79	24	4	4	8			7	3			5	2	2	5	4	8	
Montana.....	328	130	33	6	29	6		1	2	1		2	9	2	11	6	7	15	
Nevada.....	386	121	13	1	6	8			21	4	1	1	11	7	23	3	12	10	
Oregon.....	987	299	35	9	22	23		4	2	15		1	20	15	81	28	20	19	
Washington:																			
Eastern.....	267	135	16	9	13	5			5	1		1	5	3	44	15	10	8	
Western.....	1,091	458	46	12	29	28	2	12	22	40	3	23	30	16	134	18	16	27	
Guam.....	200	8	1		1	5							1						
Tenth circuit.....	4,627	1,684	289	70	246	107	5	32	107	160	30	130	107	68	65	76	92	100	
Colorado.....	902	272	79	2	2	15	1	7	10	12		5	42	19	5	4	36	33	
Kansas.....	1,034	483	62	9	13	20	1	10	27	127	21	103	20	14	4	16	13	18	
New Mexico.....	576	188	39		11	18	2	6	20	5		1	11	4	40	13	4	14	
Oklahoma:																			
Northern.....	423	178	11	21	83	5	1		19				3	11	3	10	7	4	
Eastern.....	284	74	17	10	14	4			3	3			3	1		15	2	2	
Western.....	881	343	45	25	116	21		7	25	10	9	15	12	6	7	14	14	17	
Utah.....	393	104	20	3	3	23		1		3		1	11	11	5	2	12	9	
Wyoming.....	134	42	16		4	1		1	3				5	2	1	2	4	3	

Table C 3.—U.S. district courts. Civil cases commenced during the fiscal year ended June 30, 1972, by nature of suit and district—Con.

Circuit and district	Private cases																
	Total	Contract	Real property	FELA	Marine personal injury	Motor vehicle personal injury	Other personal injury	Other tort actions	Anti-trust	Civil rights	Commerce	Prisoner petitions			Copyright patent trademark	Labor suits	All other
												Habeas corpus	Civil rights	Mandamus and other			
Sixth circuit.....	5,786	1,012	55	211	163	903	588	116	86	672	80	818	245	64	183	416	174
Kentucky:																	
Eastern.....	266	57	11	2	1	44	28	5	2	19	1	40	3	3	5	25	11
Western.....	442	91	7		0	76	40	11	8	53	3	66	24	6	7	31	10
Michigan:																	
Eastern.....	1,352	324	10	47	53	136	182	20	33	140	23	130	41	8	44	102	38
Western.....	467	57	4	2	11	74	52	6	3	53	22	75	51	3	13	25	13
Ohio:																	
Northern.....	1,198	196	9	105	66	143	106	33	17	181	14	103	30	3	59	94	39
Southern.....	664	93	4	44	12	53	27	16	15	84	8	174	11	4	26	64	20
Tennessee:																	
Eastern.....	682	70	6	6	2	248	78	7	1	64	1	87	48	17	12	27	8
Middle.....	336	44		3		39	36	7	5	42		75	26	7	7	26	19
Western.....	379	80	4	2	9	90	39	2	2	36	8	50	5	13	10	22	7
Seventh circuit.....	5,266	1,088	186	89	65	545	463	98	127	616	79	581	461	60	269	330	209
Illinois:																	
Northern.....	2,551	613	56	57	52	140	126	45	101	360	64	219	209	5	173	204	127
Eastern.....	305	47	8	1	4	63	43	4	1	25		41	15	15	3	24	11
Southern.....	220	55	4	3	2	36	27	6	3	29	6	5	5	1	14	15	9
Indiana:																	
Northern.....	521	83	33	8	1	150	88	14	3	44	1	43	8	2	11	24	8
Southern.....	693	155	64	17	1	105	116	21	4	46	2	38	6	14	21	41	12
Wisconsin:																	
Eastern.....	572	77	21	3	4	28	36	6	14	67	5	180	40	1	32	15	34
Western.....	404	28			1	23	27	2	1	45	1	46	178	22	15	7	8
Eighth circuit.....	4,028	952	56	148	42	605	435	96	130	355	111	397	205	77	108	189	131
Arkansas:																	
Eastern.....	533	117	4	5	8	91	51	11	3	58	4	104	21	30	3	14	9
Western.....	197	60	4			57	33	7	2	15	2	2	1			9	5
Iowa:																	
Northern.....	143	33				27	15	9	1	16	23	4	2		6	7	
Southern.....	265	67	3	1		48	29	19	1	22	16	28	19	3	11	13	6
Minnesota.....	838	196	12	112	16	96	80	18	84	78	11	14	7		38	31	45
Missouri:																	
Eastern.....	637	187	16	2	13	94	75	11	10	41	9	54	28	3	22	47	25
Western.....	724	140	8	14	3	55	57	7	25	61	14	120	99	41	19	39	22
Nebraska.....	443	93	3	8		81	54	8	4	48	28	52	26		5	25	8
North Dakota.....	86	30	2	6		23	12			3	4	2				1	3
South Dakota.....	141	29	4		2	34	29	6		13		7	2		4	3	8
Ninth circuit.....	7,628	1,878	85	155	786	335	541	212	327	715	69	865	306	33	332	315	654
Alaska.....	138	65	1		5	5	27	9	3	4		3	1		1	7	7
Arizona.....	429	135	3	3		42	38	15	11	35	1	77	11	3	14	16	25
California:																	
Northern.....	1,892	325	5	7	341	29	104	35	160	250	22	238	105	11	75	57	138
Eastern.....	411	67	1	2	15	7	24	13	6	41	2	101	76	4	17	19	16
Central.....	2,065	415	11	45	143	27	110	48	98	198	15	285	76	8	208	91	287
Southern.....	284	59	3	6	72	3	11	4	6	29		30	6	1	20	8	26
Hawaii.....	152	54			8	19	28	2		10		2	1		5	10	13
Idaho.....	149	65	2	3	2	18	17	6	4	7	6	6		1	6	4	2
Montana.....	198	63	3	14		31	40	6		14	3	3	4		2	8	7
Nevada.....	265	62	5		1	27	25	11	11	23		53	7	2	5	14	19
Oregon.....	688	225	15	47	91	38	63	28	20	46	13	23	3		12	27	37
Washington:																	
Eastern.....	132	38	2	7		8	11	5	1	15		22	4		3	12	4
Western.....	633	224	2	20	108	16	24	23	16	43	7	19	12	2	14	42	61
Guam.....	192	81	32	1		35	19	7	1			3		1			12
Tenth circuit.....	2,943	781	49	52	4	428	311	69	56	244	73	417	71	51	68	158	183
Colorado.....	630	164	6	13	1	66	47	16	13	78	34	34	18	6	27	61	46
Kansas.....	551	110	6	1	1	99	77	15	13	37	18	77	15	25	10	22	25
New Mexico.....	388	123	8	6		70	37	15	2	39	5	40	11	8	3	8	13
Oklahoma:																	
Northern.....	245	71	3	2		21	30	4	9	8	3	41	7	3	3	24	16
Eastern.....	210	29	5		2	85	15		2	5		92	8	5	1	10	1
Western.....	538	142	15	1		91	60	15	9	35	7	100	2	3	16	15	27
Utah.....	289	86	3	7		24	28	1	8	32	3	32	10		5	17	53
Wyoming.....	92	26	3			22	17	3		10	3	1		1	3	1	2

1 Civil commitment under the Narcotic Addict Rehabilitation Act of 1966, Public Law 89-793, approved November 8, 1966.

2 The Middle District of Louisiana was created by Public Law 92-208, approved December 18, 1971. Data is presented for this new district for the entire fiscal year.

3 Federal Employers' Liability Act, 45 USC 51.

TABLE C-3.—U.S. district courts. Civil cases commenced during fiscal year 1978 by nature of suit and district

Circuit and district	U.S. cases																	
	Total civil cases	Total U.S. civil	Contract	Land condemnation	Other real property	Tort actions	Anti-trust	Civil rights	Prisoner petitions				Forfeitures and penalties	Labor suits	NARA ¹	Social Security	Tax suits	All other
									Motions to vacate sentence	Habeas corpus	Civil rights	Mandamus and other						
Total all districts.....	98,560	27,484	4,344	730	2,060	1,905	54	988	1,722	1,204	414	1,105	2,937	1,772	1,716	2,497	1,518	2,378
District of Columbia.....	2,811	1,308	196	63	21	82	6	103	116	34	51	253	8	26	4	42	23	280
First circuit.....	6,089	1,081	136	10	44	75	1	37	48	20	3	6	126	155	38	237	49	96
Maine.....	220	71	7	-----	1	7	-----	1	3	1	-----	-----	5	20	-----	3	9	14
Massachusetts.....	4,091	383	40	10	7	38	1	32	27	11	2	6	80	32	-----	22	30	45
New Hampshire.....	293	68	11	-----	8	5	-----	2	1	1	1	-----	14	8	-----	7	3	7
Rhode Island.....	293	105	23	-----	-----	10	-----	2	1	4	-----	-----	6	6	38	1	5	9
Puerto Rico.....	1,192	454	55	-----	28	15	-----	-----	16	3	-----	-----	21	89	-----	204	2	21
Second circuit.....	9,940	2,029	279	5	79	205	4	87	128	134	23	29	242	196	-----	111	124	383
Connecticut.....	853	267	30	1	2	17	1	7	15	77	6	17	22	22	-----	10	18	22
New York:																		
Northern.....	575	145	24	-----	24	18	-----	2	5	9	1	2	6	25	-----	10	10	9
Eastern.....	1,850	556	110	1	9	61	-----	22	41	13	2	3	41	65	-----	46	27	115
Southern.....	5,680	835	83	1	14	94	3	42	62	26	8	7	154	60	-----	29	41	211
Western.....	644	162	27	1	18	12	-----	12	4	7	6	-----	15	18	-----	9	15	18
Vermont.....	338	64	5	1	12	3	-----	2	1	2	-----	-----	4	6	-----	7	13	8
Third circuit.....	8,639	1,869	230	33	104	155	4	71	70	43	48	39	259	221	172	146	108	166
Delaware.....	308	101	20	3	2	5	1	2	3	5	-----	-----	3	8	12	4	9	21
New Jersey.....	1,895	640	90	9	58	66	1	16	27	16	2	1	54	97	77	32	26	68
Pennsylvania:																		
Eastern.....	2,890	520	46	1	28	56	-----	25	14	5	5	3	85	41	77	39	45	60
Middle.....	732	282	25	13	7	7	1	15	6	11	40	32	42	21	2	34	14	12
Western.....	1,271	317	48	6	6	21	1	13	19	5	1	-----	73	54	4	37	14	15
Virgin Islands.....	1,563	9	1	1	3	-----	-----	-----	1	1	-----	-----	2	-----	-----	-----	-----	-----
Fourth circuit.....	8,084	2,303	253	46	248	129	3	80	178	41	30	22	299	141	165	445	107	116
Maryland.....	1,373	380	77	4	7	29	-----	25	26	5	4	5	30	51	32	26	36	23
North Carolina:																		
Eastern.....	617	128	17	6	1	4	-----	5	18	1	-----	3	18	10	2	12	10	21
Middle.....	387	84	6	2	1	2	-----	3	17	1	1	-----	12	5	6	21	3	3
Western.....	549	138	21	2	2	1	1	11	39	4	1	2	16	6	8	12	6	6
South Carolina.....	1,614	607	49	1	229	27	1	7	25	-----	3	1	15	16	6	198	10	19
Virginia:																		
Eastern.....	1,867	424	50	6	2	50	1	25	27	26	29	7	16	15	101	36	17	26
Western.....	609	169	10	12	1	5	-----	2	8	4	-----	1	30	19	3	54	16	4
West Virginia:																		
Northern.....	291	59	13	6	1	1	-----	-----	5	-----	-----	1	8	9	1	7	4	3
Southern.....	777	314	10	7	4	10	-----	2	13	-----	1	2	154	10	6	79	5	11
Fifth circuit.....	23,167	5,903	1,331	99	352	316	4	221	439	227	37	405	544	173	628	489	356	28
Alabama:																		
Northern.....	1,192	257	29	10	8	15	1	13	22	2	-----	-----	28	7	15	63	34	10
Middle.....	525	94	17	-----	3	8	-----	5	6	7	1	8	7	5	1	14	3	9
Southern.....	523	87	22	-----	2	6	-----	3	17	2	-----	1	6	8	3	6	9	2
Florida:																		
Northern.....	439	159	17	1	32	11	-----	5	24	9	4	22	7	3	-----	8	4	12
Middle.....	2,036	533	92	3	122	34	1	25	40	9	8	4	50	15	46	19	34	36
Southern.....	2,108	559	153	5	38	33	-----	12	53	11	1	2	51	36	79	14	45	26
Georgia:																		
Northern.....	2,032	756	81	4	3	17	2	22	43	119	11	294	37	6	16	56	27	18
Middle.....	416	106	31	-----	1	12	-----	7	12	-----	-----	-----	9	4	4	7	13	6
Southern.....	440	113	19	2	-----	16	-----	11	10	-----	-----	1	9	4	1	14	16	10
Louisiana:																		
Eastern.....	3,517	708	315	1	4	34	-----	22	23	12	1	6	57	7	171	19	26	10
Middle.....	358	62	22	-----	6	7	-----	5	4	-----	-----	-----	2	4	-----	8	2	2
Western.....	1,114	312	65	4	85	17	-----	15	12	6	1	-----	20	4	5	58	8	12
Mississippi:																		
Northern.....	474	86	22	18	4	7	-----	5	4	3	-----	-----	2	4	-----	7	4	6
Southern.....	784	262	77	11	11	18	-----	2	10	3	-----	1	76	11	-----	24	7	11
Texas:																		
Northern.....	2,148	532	153	-----	6	15	-----	19	39	16	2	7	59	11	49	52	66	38
Eastern.....	917	239	33	23	5	13	-----	13	14	12	5	38	8	4	7	50	8	6
Southern.....	2,496	557	105	-----	12	28	-----	28	57	6	1	6	70	19	109	40	32	44
Western.....	1,188	453	65	17	6	20	-----	9	49	10	2	15	46	21	122	30	18	23
Canal Zone.....	400	23	13	-----	4	5	-----	-----	-----	-----	-----	-----	-----	-----	-----	-----	-----	1

TABLE C-3.—U.S. district courts. Civil cases commenced during fiscal year 1973 by nature of suit and district

Circuit and district	Private cases																
	Total private civil	Contract	Real property	FELA ^a	Marine personal injury	Motor vehicle personal injury	Other personal injury	Other tort actions	Anti-trust	Civil rights	Commerce	Prisoner petitions			Copy-right patent trademark	Labor suits	All other
												Habeas corpus	Civil rights	Man-damus and other			
Total all districts.....	71,076	15,124	1,273	1,164	5,530	6,811	5,592	2,103	1,132	6,691	3,127	7,784	4,174	725	2,025	3,089	4,712
District of Columbia.....	1,503	317	87	8	2	268	307	43	34	92	11	43	94	52	18	35	92
First circuit.....	5,003	587	167	51	246	209	315	42	53	261	2,530	124	90	7	84	109	133
Maine.....	149	27	7	6	15	21	15	6	-----	19	1	10	4	2	8	4	6
Massachusetts.....	3,708	240	9	44	153	91	105	19	38	167	2,526	60	49	4	67	57	79
New Hampshire.....	225	28	2	-----	-----	45	64	6	3	31	1	10	20	1	2	2	4
Rhode Island.....	188	57	2	1	6	26	18	3	6	20	1	16	10	-----	6	6	10
Puerto Rico.....	738	235	147	-----	72	26	113	8	6	24	1	28	1	-----	3	40	34
Second circuit.....	7,911	2,049	34	157	1,185	409	444	147	151	611	42	777	636	28	382	204	655
Connecticut.....	586	102	11	4	4	45	49	30	14	106	7	40	66	7	37	20	44
New York:																	
Northern.....	430	32	2	21	-----	24	18	4	3	38	-----	75	149	10	13	21	20
Eastern.....	1,294	186	5	53	114	110	61	21	18	130	5	308	110	1	72	48	52
Southern.....	4,845	1,641	13	35	1,055	112	214	86	106	247	30	266	172	6	246	93	523
Western.....	482	61	1	44	12	19	34	1	7	44	-----	79	135	1	11	21	12
Vermont.....	274	27	2	-----	-----	99	68	5	3	46	-----	9	4	3	3	1	4
Third circuit.....	6,790	1,244	161	233	379	752	670	120	122	481	93	355	312	13	203	321	1,331
Delaware.....	207	27	-----	1	23	23	11	4	3	24	1	21	14	-----	31	8	16
New Jersey.....	1,255	343	9	9	30	152	111	29	29	132	24	109	69	2	71	72	64
Pennsylvania:																	
Eastern.....	2,370	451	14	158	265	296	339	41	64	224	40	125	96	-----	62	97	98
Middle.....	450	67	2	20	-----	106	59	6	6	31	4	30	64	4	15	24	12
Western.....	954	198	7	45	58	120	77	20	20	69	24	65	69	2	23	119	38
Virgin Islands.....	1,554	158	129	-----	3	55	73	20	-----	1	-----	5	-----	5	1	1	1,103
Fourth circuit.....	5,781	917	74	79	294	826	393	134	52	471	20	1,278	729	85	103	219	107
Maryland.....	993	211	6	20	104	110	51	37	12	92	8	142	118	-----	30	30	22
North Carolina:																	
Eastern.....	489	62	2	2	13	25	16	5	8	43	2	135	156	8	4	2	6
Middle.....	303	42	4	-----	-----	17	12	2	7	30	-----	127	34	1	14	4	9
Western.....	411	70	7	1	-----	40	12	5	7	44	3	136	50	10	16	1	9
South Carolina.....	1,007	218	8	3	22	314	90	26	2	74	-----	107	60	45	11	3	24
Virginia:																	
Eastern.....	1,443	182	14	15	141	148	89	32	7	112	6	412	233	7	10	13	22
Western.....	440	44	2	17	-----	83	28	4	8	33	1	112	71	11	4	15	7
West Virginia:																	
Northern.....	232	22	17	2	2	29	24	1	-----	8	-----	93	6	-----	6	19	3
Southern.....	463	66	14	19	12	60	71	22	1	35	-----	14	1	3	8	132	5
Fifth circuit.....	17,264	3,796	239	91	2,423	1,577	1,303	953	162	1,550	113	2,296	808	258	278	615	802
Alabama:																	
Northern.....	935	276	11	-----	2	153	85	28	13	104	3	138	10	6	14	74	18
Middle.....	431	64	3	4	-----	53	35	13	5	42	-----	113	45	38	2	1	13
Southern.....	436	86	18	-----	30	35	24	17	5	50	-----	60	68	17	3	13	10
Florida:																	
Northern.....	280	43	3	-----	13	26	11	1	2	40	-----	83	20	3	10	14	11
Middle.....	1,498	261	19	10	60	31	43	29	7	161	14	354	321	33	37	78	40
Southern.....	1,609	606	23	2	79	16	64	35	23	132	16	255	34	12	65	188	59
Georgia:																	
Northern.....	1,276	265	22	6	1	170	89	265	12	146	7	119	20	51	26	27	50
Middle.....	310	60	12	-----	-----	89	15	6	4	36	2	42	18	2	7	2	13
Southern.....	327	69	2	-----	8	70	36	33	1	27	1	35	28	3	3	7	4
Louisiana:																	
Eastern.....	2,809	665	51	11	1,059	175	172	304	14	161	9	98	3	11	4	37	35
Middle.....	296	26	4	-----	47	29	23	6	1	25	1	64	27	6	2	17	18
Western.....	802	72	12	4	339	93	63	26	6	59	3	64	8	-----	6	30	17
Mississippi:																	
Northern.....	388	62	2	1	12	92	37	9	2	65	-----	61	9	20	2	8	6
Southern.....	522	131	9	1	32	128	58	20	1	64	2	42	4	4	7	6	13
Texas:																	
Northern.....	1,616	370	16	12	-----	86	191	57	30	128	26	443	25	16	48	33	135
Eastern.....	678	76	15	14	223	62	128	14	5	38	5	54	20	6	4	11	3
Southern.....	1,939	480	14	17	512	87	94	59	17	177	20	178	125	22	33	57	47
Western.....	735	120	3	9	2	166	133	28	14	93	4	92	23	8	5	12	23
Canal Zone.....	377	64	-----	-----	4	16	2	3	-----	-----	-----	1	-----	-----	-----	-----	287

See footnotes at end of table.

TABLE C-3.—U.S. district courts. Civil cases commenced during fiscal year 1978 by nature of suit and district—Continued

Circuit and district	Total civil cases	U.S. cases																
		Total U.S. civil	Contract	Land condemnation	Other real property	Tort actions	Anti-trust	Civil rights	Prisoner petitions				Forfeitures and penalties	Labor suits	NARA ¹	Social Security	Tax suits	All other
									Motions to vacate sentence	Habeas corpus	Civil rights	Mandamus and other						
Sixth circuit.....	9,037	2,882	364	150	308	135	9	93	186	43	5	31	336	202	119	502	156	143
Kentucky:																		
Eastern.....	660	340	43	12	8	11		2	20	5		4	57	12	2	151	10	3
Western.....	694	225	57	9	22	13	1	7	17	2		1	12	8	1	44	20	11
Michigan:																		
Eastern.....	2,021	590	77		5	43	1	19	41	16		8	102	83	69	48	46	32
Western.....	616	193	29	4	12	2		4	21	1		1	17	42		39	8	13
Ohio:																		
Northern.....	1,900	491	36	1	164	15	3	24	20	4		1	42	63	22	84	30	32
Southern.....	1,139	452	58	27	87	12	2	11	18	3		1	42	51	11	89	14	28
Tennessee:																		
Eastern.....	879	271	30	45	3	15		10	31	6	3	4	43	10	4	52	7	8
Middle.....	527	148	19	34	5	10		4	5	1		2	11	12	1	23	10	6
Western.....	601	172	15	18	2	14	2	12	13	5	2	9	10	21	9	17	11	12
Seventh circuit..	7,055	1,818	313	17	278	91	6	78	103	61	23	64	194	210	55	70	122	133
Illinois:																		
Northern.....	3,395	767	145	1	74	51	5	57	46	9	2	4	111	93	21	19	57	67
Eastern.....	464	173	24	5	23	5		4	12	22	9	34	10	5	1	4	3	7
Southern.....	354	119	21		32	7		2	8	3		1	9	10		8	11	7
Indiana:																		
Northern.....	746	185	27		42	6		2	13			2	18	25	25	9	8	8
Southern.....	981	297	49	4	70	11		6	19	19	9	22	24	22	6	14	14	8
Wisconsin:																		
Eastern.....	666	172	22		14	9		4	1	8	1		16	29	2	15	23	28
Western.....	449	105	25	7	18	2	1	3	4		2	1	6	21		1	6	8
Eighth circuit...	6,436	2,340	359	145	95	110	6	55	118	411	142	66	206	104	154	104	116	149
Arkansas:																		
Eastern.....	693	142	41	10	10	8		6	8	3		2	7	3	7	11	14	12
Western.....	379	120	33	8	3	10		2	7	2	1		16	3		18	10	7
Iowa:																		
Northern.....	254	81	12	1	8	11		3	4	2			12	7	3	4	6	8
Southern.....	378	122	35	10	3	9		5	8	5	1	1	16	4		6	7	12
Minnesota:																		
.....	1,131	353	49	6	2	13	1	7	12	8	6	28	42	33	54	22	22	48
Missouri:																		
Eastern.....	996	337	51	58	3	12	1	15	42	3	3	1	26	18	65	17	10	12
Western.....	1,596	954	69	40	7	13	3	11	27	381	130	32	48	17	21	14	12	29
Nebraska.....	570	177	40	3	25	18	1	3	3	3	1		15	16	3	8	31	7
North Dakota.....	163	85	18	7	29	8		2	1			1	6	3		1	3	6
South Dakota.....	276	69	11	2	5	8		1	6	4		1	18		1	3	1	8
Ninth circuit....	11,982	4,019	596	127	238	508	8	128	220	111	20	36	522	175	331	263	247	489
Alaska.....	253	117	25	1	18	28			3	2		1	5	3	19	1	3	8
Arizona.....	1,059	502	54	4	41	28		8	39	7	3	6	65	27	135	31	24	30
California:																		
Northern.....	2,322	557	77	14	9	100	2	45	7	22	5	1	85	24		42	48	76
Eastern.....	700	290	61	11	21	48		6	10	7	1	2	21	30		29	21	22
Central.....	3,118	1,100	172	3	23	149	4	33	67	21	7	7	204	54	3	68	66	219
Southern.....	563	243	19	2	10	42		16	47	12		5	26	5	8	6	14	31
Hawaii.....	264	84	0		1	18		4	6	6			12	3		1	8	16
Idaho.....	273	100	24	15	19	3			2	1			11		2	9	10	4
Montana.....	351	121	29	5	26	5		2	1	1		2	8	5	9	10	8	10
Nevada.....	410	108	12	1	4	9	2	1	14	1		1	7	4	31	3	8	10
Oregon.....	1,089	261	31	8	25	20		2	6	7		1	36	8	52	30	15	20
Washington:																		
Eastern.....	252	136	22	22	8	4		1	4	1			11	3	27	20	5	8
Western.....	1,072	393	59	41	33	50		10	14	23	4	10	31	9	45	13	17	34
Guam.....	256	7	2			4												1

TABLE C-3.—U.S. district courts. Civil cases commenced during fiscal year 1973 by nature of suit and district—Continued

Circuit and district	Private cases																
	Total private civil	Contract	Real property	FELA ^a	Marine personal injury	Motor vehicle personal injury	Other personal injury	Other tort actions	Anti-trust	Civil rights	Commerce	Prisoner petitions			Copyright patent trademark	Labor suits	All other
												Habeas corpus	Civil rights	Mandamus and other			
Sixth circuit.....	6,155	1,118	58	193	151	867	612	172	90	967	38	689	269	72	197	452	210
Kentucky:																	
Eastern.....	320	61	12	5	1	72	26	4	1	40	-----	41	15	1	7	22	12
Western.....	469	86	7	2	11	79	46	20	7	63	3	64	21	6	6	32	16
Michigan:																	
Eastern.....	1,431	369	10	42	28	119	166	31	26	222	12	116	42	6	63	149	30
Western.....	423	62	3	2	10	53	38	6	1	60	1	63	60	1	16	27	20
Ohio:																	
Northern.....	1,409	232	11	104	79	139	126	48	27	259	10	110	31	1	60	114	58
Southern.....	687	116	4	28	11	72	43	21	14	124	4	103	20	7	22	68	30
Tennessee:																	
Eastern.....	608	62	5	7	1	209	80	23	4	86	3	56	18	16	11	15	12
Middle.....	379	50	4	1	-----	57	31	9	6	52	-----	88	39	11	9	6	16
Western.....	429	80	2	2	10	67	56	10	4	61	5	48	23	23	3	19	16
Seventh circuit.....	5,237	1,222	209	66	48	502	397	79	119	687	65	448	502	41	268	367	217
Illinois:																	
Northern.....	2,628	752	71	36	37	116	117	29	95	418	55	171	200	9	186	209	127
Eastern.....	291	44	8	2	5	42	22	5	1	20	2	38	32	16	3	47	4
Southern.....	235	50	6	1	1	31	35	5	4	25	6	13	9	2	13	21	13
Indiana:																	
Northern.....	561	96	39	9	2	146	83	11	2	46	1	76	7	-----	13	14	16
Southern.....	684	180	70	17	-----	112	87	24	3	63	1	23	2	7	25	49	21
Wisconsin:																	
Eastern.....	494	71	15	1	2	34	34	5	11	77	-----	89	78	3	23	21	30
Western.....	344	29	-----	-----	1	21	19	-----	3	38	-----	38	174	4	5	6	6
Eighth circuit.....	4,096	902	58	138	27	597	399	110	92	404	89	388	319	67	92	231	183
Arkansas:																	
Eastern.....	551	100	3	5	4	79	42	16	-----	55	1	107	53	53	4	18	11
Western.....	259	71	4	-----	2	64	27	11	3	20	3	17	4	1	4	21	7
Iowa:																	
Northern.....	173	31	3	3	1	32	35	2	2	6	26	5	6	-----	4	11	6
Southern.....	256	52	6	4	2	29	23	9	3	32	12	22	28	1	9	14	10
Minnesota:																	
.....	778	173	10	99	6	114	80	19	29	94	14	14	11	2	33	20	60
Missouri:																	
Eastern.....	659	196	18	1	12	97	52	23	8	53	7	48	24	2	18	77	23
Western.....	742	134	11	10	-----	55	54	15	39	61	8	115	152	5	11	48	24
Nebraska:																	
.....	393	71	1	10	-----	76	40	7	5	40	18	34	40	2	8	21	20
North Dakota:																	
.....	78	24	1	5	-----	14	12	1	-----	8	-----	2	-----	-----	1	-----	10
South Dakota:																	
.....	207	50	1	1	-----	37	34	7	3	35	-----	24	1	1	-----	1	12
Ninth circuit.....	7,063	2,003	103	126	773	376	439	220	239	866	54	917	288	61	343	370	785
Alaska.....	136	69	6	-----	3	8	14	5	2	5	1	4	-----	2	1	7	9
Arizona.....	557	144	6	1	-----	46	39	23	14	65	10	88	17	-----	16	23	65
California:																	
Northern.....	1,765	338	6	4	323	26	79	42	81	263	15	243	101	6	63	63	112
Eastern.....	410	74	4	-----	8	16	12	14	7	38	5	103	61	32	10	12	14
Central.....	2,018	421	3	52	101	33	62	46	82	208	9	259	67	4	198	105	368
Southern.....	320	62	-----	1	112	7	10	7	8	23	-----	22	7	6	7	14	34
Hawaii.....	180	68	2	-----	19	14	20	1	1	36	-----	1	-----	-----	2	4	12
Idaho.....	173	61	2	7	-----	36	23	6	1	10	5	7	3	-----	2	13	7
Montana.....	230	66	15	9	-----	46	28	10	1	18	1	8	6	1	1	10	10
Nevada.....	302	66	7	2	2	31	24	8	5	39	2	57	7	4	8	19	21
Oregon.....	828	229	11	28	89	57	81	26	16	60	2	94	4	1	18	48	56
Washington:																	
Eastern.....	116	30	1	6	-----	7	4	8	4	15	4	7	7	1	3	10	9
Western.....	679	257	2	16	116	17	24	19	17	75	-----	23	8	4	14	42	46
Guam.....	249	128	38	-----	-----	32	19	5	-----	2	-----	2	-----	-----	-----	-----	23

See footnotes at end of table.

TABLE C-3.—U.S. district courts. Civil cases commenced during fiscal year 1973 by nature of suit and district—Continued

Circuit and district	Total civil cases	U.S. cases																
		Total U.S. civil	Contract	Land condemnation	Other real property	Tort actions	Anti-trust	Civil rights	Prisoner petitions				Forfeitures and penalties	Labor suits	NARA ¹	Social Security	Tax suits	All other
									Motions to vacate sentence	Habeas corpus	Civil rights	Mandamus and other						
Tenth circuit.....	5,300	1,932	287	85	293	99	3	35	116	169	32	154	201	69	50	88	110	141
Colorado.....	1,051	362	92	28	14	19	1	8	11	6	-----	1	72	21	1	12	35	41
Kansas.....	1,320	614	57	10	43	30	1	4	34	140	28	138	53	20	3	21	11	21
New Mexico.....	649	192	33	3	16	14	-----	10	18	3	-----	5	20	3	23	12	14	18
Oklahoma:																		
Northern.....	438	154	8	16	67	2	-----	1	14	1	-----	-----	4	5	0	6	11	10
Eastern.....	323	97	26	11	13	4	-----	-----	2	-----	-----	-----	8	2	1	24	3	3
Western.....	876	312	30	12	128	13	-----	5	32	15	3	10	8	6	8	8	13	21
Utah.....	475	137	26	1	3	14	-----	7	1	4	1	-----	24	11	4	4	17	20
Wyoming.....	168	64	15	4	9	3	-----	-----	4	-----	-----	-----	12	1	1	1	6	7

TABLE C-3.—U.S. district courts. Civil cases commenced during fiscal year 1973 by nature of suit and district—Continued

Circuit and district	Private cases																
	Total private civil	Contract	Real property	FELA ¹	Marine personal injury	Motor vehicle personal injury	Other personal injury	Other tort actions	Anti-trust	Civil rights	Commerce	Prisoner petitions			Copyright patent trademark	Labor suits	All other
												Habeas corpus	Civil rights	Mandamus and other			
Tenth circuit.....	3,368	969	83	22	2	428	313	83	38	301	72	469	127	41	57	166	197
Colorado.....	689	211	18	11	-----	55	48	15	8	75	42	37	33	3	20	59	54
Kansas.....	706	263	8	2	-----	104	77	10	9	68	10	58	19	13	5	30	24
New Mexico.....	457	122	16	4	-----	63	44	23	2	46	3	69	31	12	5	6	11
Oklahoma:																	
Northern.....	284	78	8	-----	-----	35	28	5	3	17	1	46	2	1	7	33	20
Eastern.....	226	40	10	-----	-----	32	11	2	-----	2	1	109	9	5	-----	1	4
Western.....	564	170	19	2	2	83	61	13	5	38	8	105	4	6	9	14	25
Utah.....	333	67	1	3	-----	37	32	8	11	36	5	39	17	-----	10	17	55
Wyoming.....	104	18	3	-----	-----	19	12	7	-----	19	2	6	12	1	1	-----	4

¹ Civil commitment under the Narcotic Addict Rehabilitation Act of 1966, Public Law 89-793, approved Nov. 8, 1966.

² Federal Employers' Liability Act, 45 U.S.C. 51.

TABLE C-3.—U.S. district courts, civil cases commenced, by nature of suit and district, fiscal year 1974

Circuit and district	Total civil cases	U.S. cases																
		Total U.S. civil	Contract	Land condemnation	Other real property	Tort actions	Anti-trust	Civil rights	Prisoner petitions				Forfeitures and penalties	Labor suits	NA RA ¹	Social security	Tax suits	All other
									Motions to vacate sentence	Habeas corpus	Civil rights	Mandamus and other						
Total all districts.....	103,530	27,585	3,355	857	2,697	2,044	40	1,149	1,822	1,716	445	1,002	1,961	1,958	515	3,585	1,872	2,585
District of Columbia.....	2,003	1,246	171	33	15	109	3	136	94	59	66	170	6	28	3	36	12	305
First Circuit.....	7,134	1,088	111	27	35	134		41	46	16	3	5	93			266	48	97
Maine.....	220	67	17	2	3	6		2	5	2			5	13		5	2	5
Massachusetts.....	4,863	460	41	25	9	85		21	25	11	3	1	49	46		47	29	68
New Hampshire.....	367	61	9		1	7		2	2			3	6	14		6	7	4
Rhode Island.....	301	84	16		1	16		7	2	1			4	15		5	8	9
Puerto Rico.....	1,383	416	28		21	20		9	12	2		1	29	78		203	2	11
Second Circuit.....	10,261	2,318	220	2	103	242	2	87	168	287	34	38	188	168		162	178	441
Connecticut.....	1,131	399	10		14	11		11	11	202	7	15	9	30		23	36	20
New York:																		
Northern.....	561	169	23		30	19		4	3	2	3	3	9	29		13	14	17
Eastern.....	1,959	527	60	1	17	89		21	80	18	4	4	52	35		60	40	46
Southern.....	5,639	973	81		12	102	1	41	58	58	13	15	102	44		46	63	332
Western.....	635	184	42	1	10	18		5	14	5	2	1	12	16		13	19	17
Vermont.....	336	66	4		11	3	1	5	2	2			4	12		7	6	9
Third Circuit.....	9,294	1,935	203	33	134	165	9	60	106	100	45	99	84	213	31	330	139	184
Delaware.....	254	62	7		2	4		4	5	2			2	8	1	13	3	11
New Jersey.....	1,951	605	83	12	52	57	1	23	42	23		3	32	56	27	52	48	96
Pennsylvania:																		
Eastern.....	3,173	449	54	4	28	70	6	22	25	9	7	1	35	47		58	42	41
Middle.....	991	460	31	14	23	9		5	8	55	34	95	3	32		135	9	7
Western.....	1,345	349	28	3	27	24	2	6	23	10	4		11	68	3	72	39	29
Virgin Islands.....	1,580	10			2	1			3	1			1	2				
Fourth Circuit.....	8,587	2,447	191	85	454	124	1	73	193	26	19	16	97	145	89	643	129	162
Maryland.....	1,319	308	39	17	14	15	1	19	24	3		2	28	34	6	42	45	19
North Carolina:																		
Eastern.....	603	145	26	2	4	5		3	25	2		1	11	24	1	13	6	22
Middle.....	431	91	9	2		7		3	8	3	2	1	11	10	1	23	7	4
Western.....	470	114	17	2				3	29	1	2	3	9	11	2	27	4	4
South Carolina.....	1,841	813	38		424	38		7	41	3			9	11		210	14	18
Virginia:																		
Eastern.....	1,960	435	34	16	3	48		30	43	12	15	3	8	16	79	46	27	55
Western.....	859	240	9	26	1	3		4	13			2	4	14		124	8	32
West Virginia:																		
Northern.....	329	65	10	5	1	2			6				1	13		16	9	2
Southern.....	775	236	9	15	7	6		4	4	2		4	16	12		142	9	6
Fifth Circuit.....	24,215	5,341	921	157	356	335	6	243	501	316	65	285	422	269	159	561	458	287
Alabama:																		
Northern.....	1,270	254	30	10	5	20		15	38	2	1	1	5	11	4	66	29	17
Middle.....	520	99	20	1	5	6		8	14	6	1	4	5	9	1	12	5	2
Southern.....	531	108	19	3	16	9		5	17	1		2	4	6		13	10	3
Florida:																		
Northern.....	474	178	21		47	7		1	29	10	7	6	18	6		10	8	8
Middle.....	2,011	433	71	9	84	25		23	35	8	4	2	39	37	10	26	37	23
Southern.....	2,031	482	61	45	18	29	1	16	70	27	4	12	52	38	1	12	59	37
Georgia:																		
Northern.....	2,668	676	48	8	7	19	1	20	56	159	25	191	21	9	6	45	32	29
Middle.....	454	89	14	1	1	8		2	14	6			6	4	1	14	6	12
Southern.....	594	199	8		4	24		10	7	6	1	2	5	5		12	9	16
Louisiana:																		
Eastern.....	3,541	530	169		6	39		8	33	17		2	56	10	100	36	32	22
Middle.....	375	79	36		1	6		8	2				2	4	2	9	9	
Western.....	1,248	362	62	2	109	11		19	13	2	1	1	25	10	3	72	24	8
Mississippi:																		
Northern.....	569	112	18	27	14	3		3	4	1		1	8	10		8	6	9
Southern.....	796	204	53	3	10	20		21	13	2	1	2	16	15		24	22	2
Texas:																		
Northern.....	2,135	446	102	1	11	19	1	30	38	15	6	11	37	21	3	53	70	28
Eastern.....	999	257	25	15	4	15		5	11	26	8	31	8	16	5	72	8	6
Southern.....	2,449	481	100	7	8	38	3	21	41	7	1	7	78	25	19	37	52	37
Western.....	1,185	420	57	25	6	28		28	66	21	5	10	35	29	4	40	39	27
Canal Zone.....	365	22	7			9							2	2			1	1

TABLE C-3.—U.S. district courts, civil cases commenced, by nature of suit and district, fiscal year 1974

Circuit and district	Private cases																
	Total private civil	Contract	Real property	FELA ²	Marine personal injury	Motor vehicle personal injury	Other personal injury	Other tort actions	Anti-trust	Civil rights	Commerce	Prisoner petitions			Copyright, patent trademark	Labor suits	All other
												Habeas corpus	Civil rights	Mandamus and other			
Total all districts.....	75,945	16,071	1,544	1,202	5,161	6,763	5,721	3,340	1,230	7,294	3,683	7,626	5,236	561	2,062	3,442	5,009
District of Columbia.....	757	182	14	10	43	96	96	21	63	56	4	19	38	23	25	30	37
First Circuit.....	6,046	766	305	37	251	228	348	71	43	324	3,120	120	86	7	70	129	141
Maine.....	153	42	3	11	12	14	11	4	2	13	3	13	1	-----	2	4	18
Massachusetts.....	4,403	337	11	18	146	109	140	44	27	177	3,116	65	38	1	50	62	62
New Hampshire.....	306	39	4	4	-----	49	90	7	1	37	-----	10	33	6	3	10	13
Rhode Island.....	217	42	5	4	12	28	27	7	4	36	1	8	11	-----	10	13	9
Puerto Rico.....	967	306	282	-----	81	28	80	9	9	61	-----	24	3	-----	5	40	39
Second Circuit.....	7,943	1,997	50	157	1,086	381	486	105	153	635	37	731	667	25	421	236	686
Connecticut.....	732	125	11	18	6	48	50	76	19	118	3	78	72	11	30	15	52
New York:																	
Northern.....	392	26	2	22	3	25	15	2	4	34	-----	68	139	11	8	18	15
Eastern.....	1,432	233	13	56	90	105	123	29	18	116	10	262	148	-----	105	51	73
Southern.....	4,666	1,528	19	35	95	98	199	80	95	280	22	271	152	3	260	128	521
Western.....	451	50	1	23	12	32	22	2	13	42	2	45	152	-----	15	24	16
Vermont.....	270	35	4	3	-----	73	77	6	4	45	-----	7	4	-----	3	-----	9
Third Circuit.....	7,359	1,358	235	236	468	871	757	155	109	481	61	401	405	21	175	328	1,298
Delaware.....	192	37	1	2	13	24	18	2	-----	21	-----	15	6	1	22	8	22
New Jersey.....	1,946	361	13	13	25	173	153	33	13	137	15	127	64	-----	59	76	74
Pennsylvania:																	
Eastern.....	2,724	522	7	159	372	379	354	60	53	218	35	137	156	5	59	80	128
Middle.....	531	62	1	19	-----	100	44	11	6	32	-----	48	135	14	11	30	18
Western.....	996	176	5	38	55	138	115	34	31	72	11	68	44	-----	24	134	51
Virgin Islands.....	1,570	200	208	-----	3	57	73	15	1	1	-----	6	-----	1	-----	-----	1,005
Fourth Circuit.....	6,140	1,052	72	92	255	857	444	212	67	535	27	1,036	897	39	105	314	136
Maryland.....	1,011	244	12	26	64	106	65	26	15	93	16	176	81	4	24	33	26
North Carolina:																	
Eastern.....	458	50	5	-----	10	47	17	4	5	44	-----	105	152	3	6	4	5
Middle.....	340	56	-----	1	-----	23	26	6	7	47	-----	87	53	1	14	4	5
Western.....	356	72	3	5	-----	33	17	18	6	55	3	82	30	4	12	6	10
South Carolina.....	1,028	262	14	4	23	293	132	42	10	81	4	70	48	2	10	6	27
Virginia:																	
Eastern.....	1,525	220	20	22	137	182	90	55	12	110	1	274	300	17	21	20	44
Western.....	619	45	4	16	-----	91	33	32	2	61	-----	113	174	7	6	30	5
West Virginia:																	
Northern.....	264	25	3	-----	1	14	20	3	1	12	1	102	86	-----	2	39	5
Southern.....	539	78	11	18	20	68	44	26	9	32	2	25	13	1	10	172	9
Fifth Circuit.....	18,874	4,139	255	90	2,286	1,616	1,311	1,706	237	1,695	113	2,220	1,202	233	288	532	901
Alabama:																	
Northern.....	1,016	290	14	1	3	195	76	41	11	114	-----	179	7	7	6	49	23
Middle.....	421	79	3	-----	1	48	18	14	2	37	-----	151	36	23	2	-----	7
Southern.....	423	104	13	2	32	32	24	13	7	40	1	100	31	10	4	9	1
Florida:																	
Northern.....	296	42	1	-----	14	20	13	11	4	42	-----	68	42	15	9	4	11
Middle.....	1,578	270	16	3	43	48	41	36	20	132	6	282	499	2	44	75	61
Southern.....	1,549	580	19	2	59	21	97	35	36	91	30	189	23	6	69	199	88
Georgia:																	
Northern.....	1,992	330	23	7	-----	180	105	779	11	163	4	132	48	63	26	20	101
Middle.....	365	98	3	-----	1	85	24	25	5	42	6	28	22	6	7	5	8
Southern.....	485	107	6	2	6	77	32	46	1	36	4	62	66	16	11	8	5
Louisiana:																	
Eastern.....	3,011	664	63	9	1,122	176	191	363	22	170	12	110	16	7	11	35	40
Middle.....	296	36	3	-----	34	25	21	11	2	20	-----	43	60	6	4	13	18
Western.....	886	104	19	2	314	93	65	32	10	82	-----	82	7	5	9	25	37
Mississippi:																	
Northern.....	457	157	5	-----	13	80	32	25	1	53	2	45	12	16	1	6	9
Southern.....	502	161	15	2	28	114	70	56	5	79	-----	26	12	2	2	13	9
Texas:																	
Northern.....	1,689	420	15	12	3	115	149	57	33	198	14	400	65	15	39	28	123
Eastern.....	742	90	9	18	136	83	133	22	5	91	3	55	58	18	3	8	10
Southern.....	1,968	466	24	19	471	69	71	102	39	210	25	183	134	10	24	69	52
Western.....	765	96	6	11	1	137	141	35	23	95	6	85	59	6	17	15	32
Canal Zone.....	343	45	-----	-----	5	15	8	3	-----	-----	-----	-----	-----	-----	-----	1	266

See footnotes at end of table.

TABLE C-3.—U.S. district courts, civil cases commenced, by nature of suit and district, fiscal year 1974—Continued

Circuit and district	Total civil cases	U.S. cases																
		Total U.S. civil	Contract	Land condemnation	Other real property	Tort actions	Anti-trust	Civil rights	Prisoner petitions				Forfeitures and penalties	Labor suits	NA RA ¹	Social security	Tax suits	All other
									Motions to vacate sentence	Habeas corpus	Civil rights	Man-damus and other						
Sixth Circuit.....	9,061	3,194	274	142	419	126	8	110	227	78	23	18	252	314	14	839	183	167
Kentucky:																		
Eastern.....	864	562	27	15	15	6		4	29	6	1		117	22		303	7	10
Western.....	780	303	66	6	52	10		5	25	1	1	2	17	17	2	53	29	17
Michigan:																		
Eastern.....	2,198	597	45	2	15	40	6	20	47	30	17	4	55	99	7	120	59	31
Western.....	557	136	25	3	3	5		4	7		1		2	22		48	7	9
Ohio:																		
Northern.....	1,904	551	34	4	196	20	2	21	22	8	3	2	20	56	4	74	30	55
Southern.....	1,337	490	25	16	118	19		21	25	5		1	15	46		150	30	19
Tennessee:																		
Eastern.....	878	225	20	63	7	12		9	36	9		4	11	6	1	33	7	7
Middle.....	674	148	16	13	10	5		8	13	5		1	10	16		31	4	16
Western.....	769	182	16	20	3	9		18	23	14		4	5	30		27	10	3
Seventh Circuit.....	7,315	1,973	214	24	411	104	3	107	81	108	40	92	126	226	15	164	130	123
Illinois:																		
Northern.....	3,438	771	115	1	110	49	2	68	35	26	4	5	70	118	4	39	50	75
Eastern.....	612	262	14	6	49	14		5	11	22	18	60	3	14	1	27	7	11
Southern.....	390	131	15	4	26	4		5	12	3	2	2	8	8		21	17	4
Indiana:																		
Northern.....	761	188	21		69	4	1	7	9	5			11	13	6	20	15	7
Southern.....	1,089	352	35	5	94	21		8	11	45	16	23	11	26	3	40	6	8
Wisconsin:																		
Eastern.....	612	146	7		21	8		6	1	3		2	15	26	1	13	28	15
Western.....	413	123	7	8	42	4		8	2	4			8	21		4	7	8
Eighth Circuit.....	6,693	2,220	301	120	146	92	2	66	123	408	99	150	130	99	41	143	137	160
Arkansas:																		
Eastern.....	981	213	61	4	52	13		4	9	2	2	1	5	5	3	25	14	13
Western.....	340	111	38	6	14	3		2	3	2			5	5	1	17	5	10
Iowa:																		
Northern.....	224	64	11	1	6	4		4	3				10	5		6	10	4
Southern.....	456	107	23	7	3	13		5	8				15	8		3	7	15
Minnesota.....	1,043	291	24	2	4	15		9	24	9	7	21	24	46	10	23	31	42
Missouri:																		
Eastern.....	1,030	261	43	25	3	11		17	38	6	3	4	20	13	19	25	18	16
Western.....	1,657	888	37	58	14	18	2	11	31	384	86	124	34	11	8	25	13	32
Nebraska.....	561	161	47	8	17	10		6	7	1	1		6	6		9	23	20
North Dakota.....	192	87	9	8	27	4		1		2			9			4	13	10
South Dakota.....	209	46	8	1	6	1		7	3	2			2			6	3	7
Ninth Circuit.....	12,733	3,072	524	131	238	529	5	156	173	163	21	30	452	253	141	334	335	484
Alaska.....	223	84	13		10	19		1					10	10				8
Arizona.....	1,095	431	26	5	64	31	1	15	25	14		1	45	33	67	44	43	17
California:																		
Northern.....	2,647	580	97	7	9	115	1	46	13	9	9	2	51	35		62	61	72
Eastern.....	757	292	28	7	23	59		13	12	6		1	25	36		26	22	24
Central.....	3,423	1,163	179	3	28	136	2	42	50	64	10	6	190	92	2	86	93	180
Southern.....	627	261	26	1	6	51		8	24	5			46	8		8	23	55
Hawaii.....	313	74	6			16		4	6	4			13			7	6	12
Idaho.....	355	147	49	31	16	6	1	1	2	1			5	2	2	4	13	14
Montana.....	317	90	21	7	15	11		2	3				4	2	1	8	2	14
Nevada.....	385	92	4		9	15		7	9	5			8	5	5	5	9	11
Oregon.....	1,038	268	30	30	10	24		2	5			1	13	18	52	35	24	24

TABLE C-3.—U.S. district courts, civil cases commenced, by nature of suit and district, fiscal year 1974—Continued

Circuit and district	Private cases																
	Total private civil	Contract	Real property	FELA	Marine personal injury	Motor vehicle personal injury	Other personal injury	Other tort actions	Anti-trust	Civil rights	Com-merce	Prisoner petitions			Copy-right, patent trade-mark	Labor suits	All other
												Habeas corpus	Civil rights	Man-damus and other			
Sixth Circuit.....	6,767	1,277	56	196	121	861	635	227	98	1,060	46	751	334	79	168	591	264
Kentucky:																	
Eastern.....	302	53	8	8	3	54	28	5	3	35	1	53	11	2	3	22	13
Western.....	477	85	3	2	14	67	39	40	7	50	2	63	18	1	12	54	20
Michigan:																	
Eastern.....	1,601	371	10	56	38	115	132	34	30	233	18	87	63	40	253	65	
Western.....	421	62	4	8	5	41	45	6	10	56	58	73	2	10	20	21	
Ohio:																	
Northern.....	1,353	275	9	83	38	130	110	53	24	274	16	98	34	5	44	103	57
Southern.....	847	146	6	31	13	64	63	34	14	170	2	119	29	3	23	94	36
Tennessee:																	
Eastern.....	653	93	7	4	3	202	88	28	2	96	2	67	16	7	4	18	16
Middle.....	526	61	3	2	85	39	21	3	65	1	131	49	16	12	19	19	
Western.....	587	131	6	2	7	102	41	6	5	81	4	78	41	43	14	8	17
Seventh Circuit.....	5,342	1,289	267	71	53	487	344	154	93	709	66	336	469	33	284	431	256
Illinois:																	
Northern.....	2,667	778	97	28	32	114	88	55	65	431	48	129	204	105	261	142	
Eastern.....	350	57	10	3	6	53	31	11	35	27	6	27	40	21	47	8	
Southern.....	259	53	5	1	6	35	24	11	4	27	7	24	14	24	18		
Indiana:																	
Northern.....	573	113	58	11	3	126	71	11	7	43	3	47	21	1	15	23	20
Southern.....	737	195	78	26	2	113	83	46	6	67	11	6	10	19	47	28	
Wisconsin:																	
Eastern.....	466	67	18	1	4	31	34	14	9	70	8	77	52	1	29	22	29
Western.....	290	28	1	1	15	13	6	2	36	1	38	122	11	7	11		
Eighth Circuit.....	4,464	1,044	56	130	18	969	424	151	79	471	75	407	436	49	82	213	221
Arkansas:																	
Eastern.....	768	137	2	3	4	118	63	24	5	92	126	142	23	3	11	15	
Western.....	229	71	5	2	63	24	12	6	17	5	9	5	2	4	4		
Iowa:																	
Northern.....	160	45	5	3	24	23	6	1	15	9	6	4	5	9	7		
Southern.....	349	71	2	2	38	29	12	32	1	47	66	6	7	11	25		
Minnesota:																	
Northern.....	752	180	5	82	6	99	82	28	18	73	11	12	19	32	26	79	
Missouri:																	
Eastern.....	763	224	16	2	4	115	71	28	9	102	8	50	17	1	17	67	38
Western.....	769	161	15	15	47	42	18	25	74	17	103	152	17	12	53	18	
Nebraska:																	
Northern.....	400	74	1	14	2	58	45	15	12	41	23	41	30	2	27	13	
South Dakota.....	105	42	3	6	1	11	13	2	1	11	5	1	1	1	9		
South Dakota.....	163	39	4	1	1	35	32	6	2	14	1	8	1	2	4	13	
Ninth Circuit.....	8,761	2,044	140	140	570	335	561	318	231	991	74	1,251	515	35	385	356	817
Alaska.....	139	77	5	4	5	18	6	2	4	2	2	1	2	5	8		
Arizona.....	664	133	8	3	4	56	40	21	22	85	2	93	96	7	17	10	53
California:																	
Northern.....	2,058	348	14	3	228	27	79	64	76	296	23	394	201	5	91	72	137
Eastern.....	475	56	4	4	12	7	27	11	2	39	5	159	83	7	11	32	16
Central.....	2,257	462	7	48	65	47	109	56	78	250	14	376	76	1	199	83	386
Southern.....	366	90	1	1	76	3	11	17	4	32	1	28	6	3	15	19	50
Hawaii.....	239	76	4	22	26	35	5	3	42	6	1	1	1	1	8	10	
Idaho.....	208	56	3	5	1	26	21	7	7	18	2	28	13	3	6	5	7
Montana.....	227	78	9	11	1	27	38	6	13	2	14	9	2	1	8	8	
Nevada.....	293	72	21	2	18	27	5	2	49	40	8	2	13	17	17		
Oregon.....	770	207	15	41	74	54	88	51	15	71	19	52	1	11	35	36	

See footnotes at end of table.

TABLE C-3.—U.S. district courts, civil cases commenced, by nature of suit and district, fiscal year 1974.—Continued

Circuit and district	Total civil cases	U.S. cases																
		Total U.S. civil	Contract	Land condemnation	Other real property	Tort actions	Anti-trust	Civil rights	Prisoner petitions				Forfeitures and penalties	Labor suits	NA RA ¹	Social security	Tax suits	All other
									Motions to vacate sentence	Habeas corpus	Civil rights	Mandamus and other						
Washington:																		
Eastern.....	309	134	13	32	25	6		3	6	3			5	1	1	16	11	13
Western.....	950	351	31	8	23	38		12	18	52	2	19	36	11	11	33	22	35
Guam.....	297	6	1			2							1				1	1
Tenth Circuit.....	5,334	1,842	225	103	386	84	1	70	107	157	30	99	111	79	22	107	120	141
Colorado.....	1,066	260	31	13	8	20		17	22	10		2	35	11	5	15	28	43
Kansas.....	1,096	514	72	25	21	15		15	26	124	21	87	25	14	5	27	18	19
New Mexico.....	643	207	34	3	30	22		16	18	4	2	3	23	5	8	9	12	18
Oklahoma:																		
Northern.....	511	252	18	37	124	3		2	8	2			6	10	2	14	22	4
Eastern.....	365	81	26	7	11	6		1	3		1	1	2	4		13	1	5
Western.....	1,043	377	32	16	181	6	1	12	25	15	5	5	8	22	1	17	19	12
Utah.....	441	98	6	1	2	6		7		2		1	12	10		9	15	27
Wyoming.....	169	53	6	1	9	6			5		1			3	1	3	5	13

TABLE C-3.—U.S. district courts, civil cases commenced, by nature of suit and district, fiscal year 1974—Continued

Circuit and district	Private cases																
	Total private civil	Contract	Real property	FELA ¹	Marine personal injury	Motor vehicle personal injury	Other personal injury	Other tort actions	Anti-trust	Civil rights	Commerce	Prisoner petitions			Copyright, patent trademark	Labor suits	All other
												Habeas corpus	Civil rights	Mandamus and other			
Washington:																	
Eastern.....	175	35	6	11		9	5	15	1	21	2	26	16	1	5	11	11
Western.....	599	107	4	11	83	10	32	35	19	71	4	28	4	3	11	42	45
Guam.....	291	152	39			20	31	19				5		1			24
Tenth Circuit.....	3,492	923	94	43	10	423	315	130	57	337	60	351	187	17	61	232	252
Colorado.....	806	249	16	19	1	56	50	31	9	99	21	27	23	1	29	116	59
Kansas.....	582	132	16	9		101	91	10	15	37	16	44	20	6	4	47	34
New Mexico.....	436	112	14	5		57	29	35	5	59	7	39	27		7	15	25
Oklahoma:																	
Northern.....	259	58	7		1	45	17	6	4	20	1	32	3		4	18	43
Eastern.....	284	28	8		5	31	18	5		2	1	79	99	1		1	8
Western.....	666	248	24	2		58	61	28	10	60	11	109	11	7	9	9	19
Utah.....	343	71	4	8	3	45	33	7	14	43	3	14	4		8	23	63
Wyoming.....	116	25	5			30	18	8		17		7		2		3	1

¹ Civil commitment under the Narcotic Addict Rehabilitation Act of 1966, Public Law 89-793, approved November 8, 1966.

² Federal Employers' Liability Act, 45 U.S.C. 51.

TABLE C-3.—U.S. district courts, U.S. civil cases commenced, by nature of suit and district, fiscal year 1975

Circuit and district	Total civil cases	U.S. cases																
		Total U.S. civil	Contract	Land condemnation	Other real property	Tort actions	Anti-trust	Civil rights	Prisoner petitions				Forfeitures and penalties	Labor suits	NA-RA ¹	Social security	Tax suits	All other
									Motions to vacate sentence	Habeas corpus	Civil rights	Man-damus and other						
Total, all districts.....	117,320	31,779	3,411	1,332	3,252	2,311	56	1,355	1,690	1,682	478	1,197	2,446	1,858	276	5,846	1,673	2,916
District of Columbia.....	2,029	1,234	98	22	8	147	2	162	76	30	81	104	12	13	1	125	17	336
First Circuit.....	7,514	1,116	113	9	69	98	1	59	41	9	4	9	125	104	-----	293	74	108
Maine.....	259	80	7	2	2	13	-----	3	4	1	-----	-----	4	13	-----	14	4	13
Massachusetts.....	5,045	489	62	7	21	50	1	39	23	7	3	9	67	30	-----	39	61	70
New Hampshire.....	397	53	7	-----	2	4	-----	2	2	-----	-----	-----	2	9	-----	13	4	8
Rhode Island.....	349	53	6	-----	7	4	-----	7	3	1	-----	-----	3	8	-----	6	4	8
Puerto Rico.....	1,464	441	31	-----	44	24	-----	8	9	-----	1	-----	49	44	-----	221	1	9
Second Circuit.....	10,901	2,459	210	8	111	249	8	104	148	258	43	82	292	128	-----	175	136	507
Connecticut.....	1,208	419	15	-----	8	14	1	12	12	185	9	43	21	25	-----	27	17	30
New York:																		
Northern.....	602	159	19	-----	18	22	-----	6	5	5	3	5	20	21	-----	12	11	12
Eastern.....	1,981	580	53	3	19	89	-----	26	75	10	9	7	95	28	-----	68	35	63
Southern.....	6,282	1,056	97	1	25	104	6	44	51	55	19	19	129	31	-----	48	48	379
Western.....	540	176	17	3	25	19	1	13	5	3	1	7	23	14	-----	9	20	16
Vermont.....	288	69	9	1	16	1	-----	3	-----	-----	2	1	4	9	-----	11	5	7
Third Circuit.....	11,071	2,717	354	53	148	225	3	102	121	116	50	108	132	199	4	752	114	236
Delaware.....	324	94	5	1	1	6	-----	6	3	1	-----	2	7	4	-----	13	8	37
New Jersey.....	2,244	610	71	16	71	67	1	40	34	11	7	5	51	72	1	51	33	79
Pennsylvania:																		
Eastern.....	3,539	555	55	11	34	105	-----	35	39	9	-----	4	27	45	-----	102	33	56
Middle.....	1,551	971	173	21	23	10	-----	6	13	91	37	95	7	32	2	441	5	15
Western.....	1,029	463	43	3	17	35	2	15	31	4	6	2	31	46	1	145	35	47
Virgin Islands.....	1,784	24	7	1	2	2	-----	-----	1	-----	-----	-----	9	-----	-----	-----	-----	2
Fourth Circuit.....	11,060	3,653	238	104	822	144	1	101	193	30	22	22	81	136	92	1,335	142	190
Maryland.....	1,660	457	69	18	55	36	-----	24	35	2	2	4	20	42	-----	63	46	41
North Carolina:																		
Eastern.....	685	145	19	1	11	10	-----	10	23	2	1	3	15	17	-----	8	7	18
Middle.....	498	133	21	5	8	3	-----	2	8	4	1	-----	10	11	-----	34	6	20
Western.....	609	102	10	3	3	5	-----	3	29	2	3	5	4	3	-----	19	6	7
South Carolina.....	2,376	1,073	55	3	730	28	1	11	30	3	-----	-----	13	9	2	140	16	32
Virginia:																		
Eastern.....	2,256	452	42	23	4	48	-----	39	39	9	12	9	5	6	89	44	35	48
Western.....	1,166	510	8	21	4	4	-----	9	3	3	1	1	9	22	1	399	8	14
West Virginia:																		
Northern.....	445	118	5	5	3	2	-----	1	6	-----	1	-----	1	15	-----	69	6	4
Southern.....	1,365	663	9	25	4	8	-----	2	17	5	1	-----	4	11	-----	559	12	6
Fifth Circuit.....	27,095	5,519	771	375	473	320	11	289	433	344	76	271	471	254	96	610	379	346
Alabama:																		
Northern.....	1,589	444	37	26	10	22	-----	18	41	6	-----	-----	20	18	11	187	29	19
Middle.....	627	95	20	3	5	6	-----	5	8	10	1	9	4	6	-----	10	-----	8
Southern.....	614	75	6	-----	6	5	2	5	18	-----	2	2	8	3	-----	7	5	6
Florida:																		
Northern.....	530	174	17	-----	47	10	-----	4	13	19	7	7	16	8	-----	9	6	11
Middle.....	2,238	459	56	3	117	34	1	20	23	14	5	5	36	45	2	39	39	20
Southern.....	2,853	656	27	241	54	32	1	26	48	10	1	9	54	28	-----	25	48	52
Georgia:																		
Northern.....	2,731	713	57	8	9	12	-----	43	47	172	42	182	25	9	-----	35	33	39
Middle.....	539	144	50	3	7	3	1	9	13	3	1	-----	14	13	-----	15	7	5
Southern.....	710	81	17	2	4	8	-----	6	7	5	2	-----	8	2	-----	7	9	4
Louisiana:																		
Eastern.....	3,809	380	69	-----	37	36	-----	23	24	11	1	4	39	15	61	19	15	26
Middle.....	399	73	17	-----	8	4	4	8	5	1	-----	-----	6	6	-----	5	2	7
Western.....	1,241	298	53	2	87	12	-----	15	16	2	1	1	10	9	5	56	11	18
Mississippi:																		
Northern.....	580	107	21	26	11	5	-----	8	4	3	-----	2	8	3	-----	9	2	5
Southern.....	889	189	57	1	16	14	-----	18	2	1	-----	-----	8	12	-----	35	13	12
Texas:																		
Northern.....	2,307	454	102	3	12	26	-----	28	34	27	4	8	37	17	1	49	74	32
Eastern.....	1,080	219	18	11	7	18	-----	7	16	33	6	9	4	16	14	48	8	4
Southern.....	2,074	509	94	5	2	41	-----	31	41	2	1	6	127	23	-----	38	44	54
Western.....	1,102	393	41	41	7	20	2	15	73	24	2	25	45	21	2	17	34	24
Canal Zone.....	566	56	12	-----	27	12	-----	-----	-----	1	-----	2	2	-----	-----	-----	-----	-----

TABLE C-3.—U.S. district courts, private civil cases commenced, by nature of suit and district, fiscal year 1975

Circuit and district	Private cases																
	Total private civil	Contract	Real property	FELA ²	Marine personal injury	Motor vehicle personal injury	Other personal injury	Other tort actions	Anti-trust	Civil rights	Commerce	Prisoner petitions			Copyright patent trademark	Labor suits	All other
												Habeas corpus	Civil rights	Mandamus and other			
Total all districts.....	85,541	19,494	1,004	1,243	5,205	6,119	6,697	4,026	1,375	9,037	3,769	7,843	6,128	289	2,253	4,759	5,310
District of Columbia.....	795	218	4	5	2	90	81	45	30	65	2	52	66	12	10	43	61
First Circuit.....	6,398	914	285	40	226	210	399	84	49	442	3,126	109	149	4	80	138	143
Maine.....	179	52	2	13	9	25	25	11	4	15		4	2		3	2	12
Massachusetts.....	4,556	383	11	22	111	85	195	21	36	255	3,122	61	53	1	59	73	68
New Hampshire.....	344	71	4	1	2	45	62	13	1	34	1	16	69	2	6	6	11
Rhode Island.....	296	75		4	10	25	30	30	2	51		8	21		9	13	18
Puerto Rico.....	1,023	333	268		94	30	87	9	6	87	3	20	4	1	3	44	34
Second Circuit.....	8,442	2,368	36	153	1,267	358	483	301	168	602	32	547	547	14	492	296	688
Connecticut.....	789	144	5	2	7	38	53	158	15	151	3	60	55	3	29	27	39
New York:																	
Northern.....	443	49	3	20	1	31	22	3	10	39	1	50	142	5	27	24	16
Eastern.....	1,401	289	7	62	96	109	114	34	25	166	5	178	94		88	51	83
Southern.....	5,226	1,804	17	32	1,156	124	227	98	109	245	19	203	184	3	329	164	512
Western.....	364	54	1	35	7	19	21	1	8	52	3	54	44	1	13	28	23
Vermont.....	210	28	3	2		37	46	7	1	39	1	2	28	2	6	2	15
Third Circuit.....	8,354	1,708	291	268	483	811	793	251	136	570	74	418	443	14	200	492	1,398
Delaware.....	230	37	4	1	8	31	13	9	4	24		23	23	3	22	7	21
New Jersey.....	1,634	432	27	13	35	180	158	30	35	175	24	140	114	1	83	121	66
Pennsylvania:																	
Eastern.....	2,934	650	20	203	377	371	406	74	59	237	39	131	133	1	51	124	108
Middle.....	580	107	4	11	2	92	55	18	6	36	3	53	116	9	12	39	17
Western.....	1,166	250	7	40	53	100	106	82	32	103	8	66	56		32	192	39
Virgin Islands.....	1,760	230	229		8	37	55	38		1		5	1			9	1,147
Fourth Circuit.....	7,407	1,497	77	105	259	794	602	207	59	679	30	1,047	1,184	30	134	503	200
Maryland.....	1,203	280	13	18	55	96	56	38	17	139	14	204	165	4	27	37	40
North Carolina:																	
Eastern.....	540	108	3	3	16	26	17	7	4	59		82	193	1	9	6	6
Middle.....	365	79	4	1		10	14	3	4	58		79	57		30	13	13
Western.....	507	113	6	1		35	40	10	4	62	3	114	52	1	30	11	25
South Carolina.....	1,303	377	21	2	18	338	196	41	7	107	3	76	78		6	14	19
Virginia:																	
Eastern.....	1,804	343	14	24	151	145	166	48	18	122	8	270	365	18	17	38	57
Western.....	656	100	4	23		66	32	37		64		82	173	5	5	48	17
West Virginia:																	
Northern.....	327	22	4	4	2	26	12	2	1	14	1	115	86		2	31	5
Southern.....	702	75	8	29	17	52	69	21	4	54	1	25	15	1	8	305	18
Fifth Circuit.....	21,579	5,044	397	123	2,362	1,441	1,377	1,946	248	2,135	178	2,312	1,620	96	307	901	1,092
Alabama:																	
Northern.....	1,145	364	14		3	109	100	52	7	145	5	183	27	3	15	81	34
Middle.....	532	83	2			60	38	16	1	41	2	170	83	13	5	1	17
Southern.....	539	127	16		50	23	24	21	3	36	4	101	98	2	1	13	20
Florida:																	
Northern.....	356	80	15		9	16	13	7	3	35	2	65	73	6	2	10	20
Middle.....	1,779	363	28	2	52	29	47	42	26	159	13	339	479	2	47	94	57
Southern.....	2,197	788	24	4	94	31	72	55	59	134	82	193	74	13	63	379	132
Georgia:																	
Northern.....	2,018	409	23	9	2	165	103	740	32	189	1	119	77	12	23	31	83
Middle.....	415	82	22		4	88	27	50	4	48	5	35	24	1	8	5	12
Southern.....	629	121	2	2	5	88	56	92	3	64	4	60	102	7	5	6	12
Louisiana:																	
Eastern.....	3,429	781	99	26	1,183	204	200	466	28	187	17	98	17	2	11	41	69
Middle.....	326	26	6	1	38	21	34	12		36	2	58	71	2	1	12	6
Western.....	943	119	31	14	325	95	60	59	4	76	2	79	14	4	12	14	35
Mississippi:																	
Northern.....	473	116	7		14	90	37	25	2	89		39	28	8	1	9	8
Southern.....	700	188	16	5	24	105	95	48	4	123	1	26	18	1	16	16	14
Texas:																	
Northern.....	1,853	506	26	21		114	159	72	29	232	19	348	100	6	46	53	122
Eastern.....	861	124	17	15	122	68	107	38	7	114	2	91	104	9	4	24	15
Southern.....	2,165	535	34	16	425	48	91	106	18	307	12	206	178	4	33	84	68
Western.....	709	110	14	8	2	74	103	32	18	117	5	102	53	1	14	28	28
Canal Zone.....	510	122	1		10	13	11	13									340

TABLE C-3.—U.S. district courts, U.S. civil cases commenced, by nature of suit and district, fiscal year 1975--Continued

Circuit and district	Total civil cases	U.S. cases																
		Total U.S. civil	Contract	Land condemnation	Other real property	Tort actions	Anti-trust	Civil rights	Prisoner petitions				Forfeitures and penalties	Labor suits	NA-RRA ¹	Social security	Tax suits	All other
									Motions to vacate sentence	Habeas corpus	Civil rights	Man-damus and other						
Sixth Circuit..	11,350	4,042	248	116	485	168	7	122	186	49	18	32	325	323	2	1,627	167	167
Kentucky:																		
Eastern.....	1,436	1,108	17	18	14	5		2	24	8	3	9	119	22		845	10	12
Western.....	801	297	44	2	38	9	1	7	11	1		1	20	19		98	34	12
Michigan:																		
Eastern.....	2,541	651	52	3	28	51	4	36	55	13	5	13	67	94		147	37	46
Western.....	739	179	13	1	8	7	1	5	5	2			10	34	1	70	8	14
Ohio:																		
Northern.....	2,133	588	39		175	33	1	24	20	6	5	3	48	65		78	31	40
Southern.....	1,600	662	29	15	193	23		20	14	6	2	3	23	43		247	25	19
Tennessee:																		
Eastern.....	823	279	20	67	5	11		5	22	6	2	1	18	13	1	93	7	8
Middle.....	588	157	13	6	7	15		10	21	6			14	12		34	8	11
Western.....	689	141	21	4	17	14		13	14	1	1	2	6	21		15	7	5
Seventh Circuit.	8,477	2,155	204	164	325	139	4	78	85	140	65	139	150	221	2	285	123	179
Illinois:																		
Northern.....	4,075	771	108	2	67	75	2	41	44	8	8	7	92	113		42	50	114
Eastern.....	613	319	10	3	27	12		4	13	28	25	84	4	4		93	7	5
Southern.....	450	110	13		10	6		3	8	1	1		12	5		35	13	3
Indiana:																		
Northern.....	730	158	17	2	54	4		3	3	2			6	19	2	22	14	10
Southern.....	1,278	426	32	6	107	24	1	4	10	72	9	39	14	15		68	10	15
Wisconsin:																		
Eastern.....	756	211	16	1	31	11	1	14	7	3		2	12	43		23	23	24
Western.....	675	160	8	2	29	7		9		26	24	7	10	22		2	6	8
Eighth Circuit..	7,419	2,502	315	212	166	103	2	67	144	412	65	215	150	125	18	199	113	196
Arkansas:																		
Eastern.....	993	186	52	4	41	10		5	6		1	1	9	15	1	25	9	7
Western.....	484	152	17	2	33	9			5	1		2	6	8	1	56	6	6
Iowa:																		
Northern.....	237	71	8	1	7	7	2		7	3	1	1	9	7		3	4	11
Southern.....	453	133	29		7	13		5	11	2	1	1	11	10		17	12	14
Minnesota:																		
Northern.....	1,174	367	48	3	6	22		21	12	37	11	35	39	52		24	23	34
Missouri:																		
Eastern.....	1,201	309	54	60	6	14		11	42	6	1	2	17	18		33	11	34
Western.....	1,854	979	52	114	13	12		14	49	358	48	173	22	6	13	33	23	49
Nebraska.....	619	156	35	14	21	8		5	4				20	7	1	4	16	21
North Dakota.....	173	73	7	4	25	3		2	1	1	2		9	1			7	11
South Dakota.....	231	76	13	10	7	5		4	7	4			8	1	2	4	2	9
Ninth Circuit...	14,346	4,391	596	173	281	630	15	201	157	171	32	122	594	276	37	299	290	517
Alaska.....	281	123	25	9	13	20		7	2	3			20	3	1		2	18
Arizona.....	1,094	396	41	7	45	26	1	16	23	10	1	9	69	33	29	33	24	24
California:																		
Northern.....	2,751	569	82	5	8	97	6	52	9	7	10	6	56	36		41	69	85
Eastern.....	1,100	363	54	15	28	103		12	14	7	6	2	19	39		38	11	15
Central.....	4,282	1,384	215	3	16	237	6	45	59	83	8	58	248	84		78	65	179
Southern.....	636	276	28	17	6	43	1	11	17	10		8	51	11		8	11	54
Hawaii.....	382	102	15	1	1	19		8	1	5		1	18	7		5	6	15
Idaho.....	302	110	23	4	26	8		1	4	1	2		6	3	5	7	4	16
Montana.....	342	107	15	2	17	6		4	1	1	1		7	6	1	7	22	17
Nevada.....	466	118	21		10	12		8	7	6		1	9	13		3	15	13
Oregon.....	1,147	273	22	26	33	28	1	10	9	2		5	22	15	1	43	21	35
Washington:																		
Eastern.....	304	128	15	15	32	3		1		3		15	3	3		16	9	13
Western.....	1,175	430	38	68	46	25		26	11	33	4	17	63	18		20	30	31
Guam.....	84	12	2	1		3							3				1	2
Tenth Circuit..	6,055	1,991	264	244	364	88	2	70	106	123	22	93	114	79	24	146	118	134
Colorado.....	1,368	291	57	25	4	22		14	11	4	2	4	42	6	3	34	30	33
Kansas.....	1,114	473	74	35	23	11		4	27	95	7	83	25	17	7	18	22	25
New Mexico.....	737	218	32	25	39	18	1	14	15	2	1	1	11	10	8	13	9	19
Oklahoma:																		
Northern.....	594	319	11	137	88			4	16				2	13	4	12	20	12
Eastern.....	296	121	33	5	21	3		1	3	1	1		5	8		37	2	1
Western.....	1,093	384	31	17	172	13		23	28	17	7	5	7	12		16	18	18
Utah.....	517	103	13		3	13	1	4	3	1			18	11	1	15	6	14
Wyoming.....	236	82	13		14	8		6	3	3	4		4	2	1	1	11	12

See footnotes at end of table.

TABLE C-3—U.S. District courts, private civil cases commenced, by nature of suit and district, fiscal year 1976—Continued

Circuit and district	Private cases																
	Total private civil	Contract	Real property	FELA ²	Marine personal injury	Motor vehicle personal injury	Other personal injury	Other tort actions	Anti-trust	Civil rights	Commerce	Prisoner petitions			Copy-right patent trademark	Labor suits	All other
												Habeas corpus	Civil rights	Man-damus and other			
Sixth Circuit.....	7,308	1,515	02	194	138	660	806	330	100	1,255	41	710	388	31	176	616	256
Kentucky:																	
Eastern.....	328	67	10	6	3	38	24	6	5	57		36	11		7	47	11
Western.....	504	91	5	1	8	60	53	54	3	50	2	54	28		0	30	31
Michigan:																	
Eastern.....	1,890	472	35	50	42	98	294	38	26	303	12	125	66	2	52	208	58
Western.....	560	48	7	5	6	49	51	6	8	83	3	162	74	2	16	26	14
Ohio:																	
Northern.....	1,565	321	11	88	54	108	146	58	28	340	13	99	47		51	138	63
Southern.....	938	165	6	30	7	52	62	107	14	187	5	77	53		24	110	30
Tennessee:																	
Eastern.....	544	117	12	2	6	136	77	16	3	68	1	49	9	8	7	18	15
Middle.....	431	86	3	1		45	40	26	2	68	2	63	57	9	5	8	16
Western.....	548	148	3	2	12	65	50	19	11	90	3	45	45	10	5	13	18
Seventh Circuit.....	6,322	1,516	444	62	59	429	424	180	125	983	84	363	451	8	276	637	281
Illinois:																	
Northern.....	3,304	976	130	31	36	95	116	66	78	606	75	143	150	2	185	433	173
Eastern.....	294	38	51		1	42	30	5	4	33	1	13	22	3	2	44	5
Southern.....	340	82	67	2	8	23	41	9	6	20	2	6	12	1	14	28	10
Indiana:																	
Northern.....	572	103	63	5	3	118	75	22	9	53	1	32	17	1	16	37	17
Southern.....	852	209	116	23	2	110	112	38	0	102	4	12	14	1	19	53	28
Wisconsin:																	
Eastern.....	545	75	15	1	9	26	31	22	13	94	1	92	63		34	34	35
Western.....	415	33	2			15	19	18	6	66		65	164		6	8	13
Eighth Circuit.....	4,917	1,128	62	114	36	550	484	192	100	589	86	444	492	48	94	257	241
Arkansas:																	
Eastern.....	807	155	5	5	10	72	60	28	3	120	2	103	180	13	4	21	17
Western.....	332	108	8	2	1	67	53	12	4	26	4	13	12		4	12	6
Iowa:																	
Northern.....	166	33	4	2		21	21	4	3	16	13	11	6	2	8	9	13
Southern.....	320	66	5	1		32	23	14	5	40	7	37	49		8	11	22
Minnesota:																	
Northern.....	807	205	13	62	10	85	69	19	34	77	22	19	28		41	40	83
Missouri:																	
Eastern.....	892	241	7	2	8	112	97	51	14	142	11	55	27	4	11	78	32
Western.....	875	150	9	9	4	48	40	27	33	93	16	155	163	29	7	46	37
Nebraska:																	
Northern.....	463	98	3	25	3	77	62	31	1	36	11	38	23		9	32	14
South Dakota.....	100	26	4	6		12	16	2	2	13		3	2		1	2	11
South Dakota.....	155	46	4			24	25	4	1	26		10	2		1	6	6
Ninth Circuit.....	9,955	2,398	101	132	459	337	848	371	272	1,192	61	1,508	552	12	414	569	729
Alaska.....	158	66	3		12	4	11	12	2	5		2	2		3	28	8
Arizona.....	698	150	13	2	4	48	36	21	20	135	1	98	66	1	27	28	48
California:																	
Northern.....	2,182	452	14	1	165	24	117	54	94	372	18	308	120	2	81	112	158
Eastern.....	737	96	5	2	12	14	18	11	8	69	2	273	102	5	17	23	20
Central.....	2,898	601	10	59	71	52	377	76	78	249	9	531	119	1	227	153	285
Southern.....	360	109	6		30	5	9	20	12	39	1	43	3	1	18	21	43
Hawaii.....	280	92	3		13	14	38	35	7	37		3	3		4	22	9
Idaho.....	192	61	1	9	1	24	18	11	1	17	4	9	20		1	7	8
Montana.....	235	69	6	16		34	38	11	4	14	3	3	3		2	14	18
Nevada.....	348	104	4	2		27	38	13	2	55	2	34	23		7	20	17
Oregon.....	874	265	19	28	72	61	84	49	16	105	8	48	15		12	57	35
Washington:																	
Eastern.....	176	37	1	3		9	12	11	5	12	1	46	11		4	14	10
Western.....	745	275	6	10	79	18	46	41	23	78	12	17	5		10	70	55
Guam.....	72	21	10			3	6	6		5		3		2	1		15
Tenth Circuit.....	4,064	1,190	115	47	4	439	400	119	88	429	55	333	236	20	61	307	221
Colorado.....	1,077	371	27	11	1	49	66	21	26	151	24	31	45		21	173	60
Kansas.....	641	130	14	4		77	113	15	10	78	11	43	58	11	10	46	21
New Mexico.....	519	169	12	10		77	40	28	6	64	3	42	33	1	4	18	12
Oklahoma:																	
Northern.....	275	97	8	1	1	30	37	14	6	16	3	27	1		6	19	9
Eastern.....	275	59	8	1	1	44	21	5		7	1	53	64	2	1	4	4
Western.....	709	237	42	1	1	85	67	23	12	46	10	110	13	3	10	12	37
Utah.....	414	96	3	18		36	45	8	28	52	1	8	7		8	30	74
Wyoming.....	154	31	1	1		41	11	5		15	2	19	15	3	1	5	4

¹ Civil commitment under the Narcotic Addict Rehabilitation Act of 1966, Public Law 89-793, approved November 8, 1966.

² Federal Employers' Liability Act, 45 U.S.C. 51.

TABLE C-3.—U.S. district courts, civil cases commenced, by nature of suit and district, fiscal year 1976

Circuit and district	Total civil cases	U.S. cases																
		Total U.S. civil	Contract	Land condemnation	Other real property	Tort actions	Anti-trust	Civil rights	Prisoner petitions				Forfeitures and penalties	Labor suits	NA-R ¹	Social Security	Tax suits	All other
									Motions to vacate sentence	Habeas corpus	Civil rights	Mandamus and other						
Total, all districts ..	130,597	39,864	3,356	2,978	3,700	2,304	51	1,744	1,693	1,421	502	1,164	2,587	2,223	150	10,354	1,808	3,829
District of Columbia	2,464	1,471	44	18	9	113	5	256	68	38	79	82	28	19	1	108	10	593
First Circuit	8,028	1,450	87	6	82	88	1	63	29	19	5	3	165	158		527	50	176
Maine	273	76	9	1	5	5	1	7	2	1			6	9		17	2	11
Massachusetts	5,278	589	48	4	35	49		40	13	8	3	2	109	66		70	30	111
New Hampshire	423	74	3		2	5		7			1		6	14		15	6	15
Rhode Island	448	73	7	1	1	8		4	1	1			3	5		19	10	13
Puerto Rico	1,606	639	20		39	21		5	4	9	1	1	41	64		406	2	26
Second Circuit	11,587	2,465	200	3	136	248	10	144	128	183	37	42	323	168		262	145	436
Connecticut	1,245	359	21		22	18	2	18	12	116	14	11	15	14		31	23	42
New York:																		
Northern	594	178	24	1	22	18	1	3	4	3	3	5	17	23		21	15	18
Eastern	2,438	712	48		36	87	2	52	63	16	3	9	125	67		90	19	95
Southern	6,440	962	79	1	22	103	4	52	44	42	17	14	150	36		83	67	248
Western	610	184	23	1	14	19	1	11	2	5		3	16	22		27	16	24
Vermont	260	70	5		20	3		8	3	1			6			10	5	9
Third Circuit	12,325	3,207	324	83	224	224	2	122	116	128	27	100	174	219	1	1,002	153	311
Delaware	460	145	4		61	4	1	4		1			9	10		11	9	31
New Jersey	2,451	658	63	7	84	79		49	37	6	5	1	74	50		77	36	90
Pennsylvania:																		
Eastern	3,978	736	41	9	34	102	1	47	41	14	1	4	35	39		225	36	107
Middle	1,706	1,054	182	66	14	9		5	7	101	19	93	12	67		437	18	24
Western	1,899	599	30	1	31	30		16	30	5	2	2	37	53	1	252	54	55
Virgin Islands	1,831	15	1					1	1	1			7					4
Fourth Circuit	13,067	5,199	297	181	594	172	1	149	151	31	37	11	154	220	63	2,720	128	290
Maryland	1,995	651	50	68	54	34	1	44	22	10	11	2	69	47		139	44	56
North Carolina:																		
Eastern	596	195	15	21	4	9		17	16	1			5	30		31	10	36
Middle	638	161	14	20	2	9		12	11	1	5	1	22	8		45	4	7
Western	680	147	19	14	4	8		14	27	2	3		2	6		28	12	8
South Carolina	2,466	1,077	134	2	510	44		13	21	2			11	31		266	7	36
Virginia:																		
Eastern	2,442	561	50	20	12	58		35	38	11	14	6	21	48	62	72	28	86
Western	1,793	1,060	5	1	2	4		10	2	2	2		6	22	1	964	8	31
West Virginia:																		
Northern	544	163	2	8	2	2		3	5	1	1		14	11		99	8	7
Southern	1,913	1,184	8	27	4	4		1	9	1	1	2	4	17		1,076	7	23
Fifth Circuit	30,542	7,263	676	1,129	595	412	5	365	418	303	105	230	531	367	45	1,211	425	446
Alabama:																		
Northern	1,818	559	36	24	7	21		23	48	10	6	3	29	18	10	278	27	19
Middle	700	97	11	1	10	7		10	7	3	4	3	4	9	2	16	2	8
Southern	682	92	4		7	3		3	7	3	2	1	13	10		28	6	5
Florida:																		
Northern	543	175	8	2	57	11		1	12	7	6	7	9	5		23	19	8
Middle	2,808	552	58	3	168	31		14	28	10	7	6	23	63		75	36	30
Southern	3,909	1,537	36	1,051	27	45	2	32	51	16	3	7	58	45		29	42	93
Georgia:																		
Northern	2,665	694	45	4	14	13	1	64	55	130	47	141	43	15		60	27	35
Middle	599	156	26	1	20	18		9	13	4		2	7	14		23	7	12
Southern	784	151	49		7	8		8	10	2		3	8	2		40	6	8
Louisiana:																		
Eastern	4,063	429	32		61	77		29	36	12	1	1	38	15	25	51	27	24
Middle	480	85	6		19	4		1	3	3			2	9		31	4	5
Western	1,436	414	47	1	99	47		10	11	2		2	19	11		112	21	32
Mississippi:																		
Northern	683	148	23	18	29	7		17	6				4	6		19	11	8
Southern	1,039	285	80	1	35	16		24	3	1	1	2	9	11		75	9	18
Texas:																		
Northern	2,585	531	83		13	20	1	35	26	25	6	7	46	36	3	95	92	43
Eastern	1,313	315	20	6	5	16		11	7	35	15	19	6	17	4	139	9	6
Southern	2,880	558	49		9	38	1	40	43	5	3	11	148	53		55	46	57
Western	1,232	465	54	17	6	26		34	52	38	3	15	57	25	1	62	34	31
Canal Zone	523	30	9		2	4							8	3				4
Sixth Circuit	13,478	5,667	277	116	616	165	8	138	162	63	17	36	272	363		2,996	153	285
Kentucky:																		
Eastern	2,259	1,919	11	13	13	11		1	17	16	1	9	57	15		1,723	7	25
Western	881	320	17	10	44	8	2	7	14	1		2	11	17		139	21	27
Michigan:																		
Eastern	2,990	809	65		39	37	1	32	72	27	5	10	74	106		258	33	50
Western	751	260	10	1	12	15	1	6	6	3	2	1	7	94		85	1	16
Ohio:																		
Northern	2,433	753	53		249	38	3	32	16	8	3	2	45	51		150	48	55
Southern	1,894	852	46	5	238	19		2	8	4	2	2	20	48		372	20	42

See footnotes at end of table.

TABLE C-3.—U.S. district courts, civil cases pending, by nature of suit and district as of June 30, 1976 — Continued

Circuit and district	Private cases																
	Total private civil	Contract	Real property	FELA ²	Marine personal injury	Motor vehicle personal injury	Other personal injury	Other tort actions	Anti-trust	Civil rights	Commerce	Prisoner petitions			Copyright, patent trademark	Labor suits	All other
												Habeas corpus	Civil rights	Mandamus and other			
Total all districts	90,733	20,642	1,797	1,329	5,033	5,454	7,522	4,094	1,504	10,585	4,113	7,833	6,958	238	2,604	5,520	5,507
District of Columbia	993	241	9	6	2	74	169	53	16	115	8	59	118	3	27	42	51
First Circuit	6,578	819	287	37	210	217	425	100	48	476	3,171	160	175	5	124	175	149
Maine	197	62	2	9	11	17	23	6	5	27	2	12	3	3	7	8
Massachusetts	4,690	357	5	28	102	82	203	27	31	230	3,155	88	76	97	116	93
New Hampshire	349	68	7	50	71	5	2	47	13	69	7	6	4
Rhode Island	375	70	6	11	25	43	44	8	80	17	20	9	18	24
Puerto Rico	967	262	267	86	43	85	18	2	92	14	30	7	8	28	20
Second Circuit	9,122	2,608	42	166	1,292	317	727	348	164	795	22	628	490	8	558	307	650
Connecticut	886	166	11	4	7	44	75	149	18	170	61	65	1	39	28	48
New York:																	
Northern	416	38	3	28	2	14	41	12	6	38	1	55	127	2	19	16	14
Eastern	1,726	359	15	59	151	96	233	36	29	163	7	215	90	2	116	76	79
Southern	5,478	1,938	11	33	1,130	102	293	131	100	314	11	238	167	3	362	160	485
Western	426	69	2	41	2	36	33	10	10	73	2	58	36	16	22	16
Vermont	190	38	1	25	52	10	1	37	1	1	5	6	5	8
Third Circuit	9,118	1,836	243	276	336	760	949	260	118	837	89	428	503	10	245	659	1,569
Delaware	315	45	4	10	28	26	9	2	34	3	39	44	1	35	11	24
New Jersey	1,793	497	13	11	44	184	179	47	28	237	23	109	130	114	104	73
Pennsylvania:																	
Eastern	3,242	778	22	226	243	326	462	106	67	380	32	135	93	62	172	138
Middle	652	99	9	11	86	71	17	2	46	1	68	160	9	6	56	11
Western	1,300	264	6	27	34	81	106	72	19	138	30	60	75	26	313	49
Virgin Islands	1,816	153	189	1	5	55	105	9	2	17	1	2	3	1,274
Fourth Circuit	7,868	1,610	91	122	240	709	595	271	69	846	35	1,132	1,235	18	141	538	216
Maryland	1,344	329	9	19	48	102	87	43	27	175	9	181	179	4	30	47	55
North Carolina:																	
Eastern	401	76	2	1	15	25	17	6	4	62	4	66	96	8	6	13
Middle	477	71	2	1	25	19	41	1	82	1	104	75	26	18	11
Western	533	104	5	25	33	18	6	93	2	125	53	23	21	25
South Carolina	1,389	455	34	3	15	275	175	67	6	104	9	84	97	17	16	32
Virginia:																	
Eastern	1,881	373	17	17	136	123	125	46	19	182	6	309	395	14	26	38	55
Western	733	95	7	25	55	48	27	2	67	1	96	242	7	51	10
West Virginia:																	
Northern	381	20	8	10	8	19	21	4	1	30	126	75	1	55	3
Southern	729	87	7	46	18	60	70	19	3	51	3	41	23	3	286	12
Fifth Circuit	23,279	5,519	447	126	2,413	1,310	1,571	1,675	263	2,458	218	2,534	2,164	76	348	1,011	1,146
Alabama:																	
Northern	1,259	360	23	1	10	76	114	69	5	143	8	160	80	6	19	151	34
Middle	603	127	7	42	33	18	2	48	1	187	106	5	8	19
Southern	590	142	22	1	54	39	18	22	1	45	2	96	120	1	7	10	10
Florida:																	
Northern	368	84	4	8	11	12	5	2	56	2	80	70	4	14	16
Middle	2,056	379	20	7	46	27	55	49	28	156	9	433	653	4	52	108	30
Southern	2,372	971	40	2	92	29	85	56	54	142	120	226	70	4	60	305	116
Georgia:																	
Northern	1,971	429	34	8	162	112	547	24	198	17	154	80	20	38	54	94
Middle	443	106	3	5	2	79	38	39	1	51	4	50	35	2	11	11	6
Southern	633	128	3	3	16	83	53	79	5	63	2	68	90	10	10	11	9
Louisiana:																	
Eastern	3,634	890	123	18	1,270	172	272	396	26	224	4	105	21	2	18	32	61
Middle	395	27	8	2	33	19	21	12	5	46	8	58	129	2	1	18	6
Western	1,022	139	30	13	319	102	81	50	4	97	4	85	23	1	14	29	31
Mississippi:																	
Northern	535	133	8	22	91	49	40	1	100	58	10	1	5	7	10
Southern	754	213	14	6	36	118	113	40	4	133	1	32	9	7	15	13
Texas:																	
Northern	2,054	515	40	14	1	87	170	74	39	288	14	292	151	7	60	96	206
Eastern	998	113	14	19	135	68	177	37	11	135	1	112	146	3	3	17	7
Southern	2,322	570	39	22	350	38	82	88	31	366	14	222	302	10	24	85	79
Western	777	116	11	5	1	61	81	47	20	167	7	116	69	3	10	32	31
Canal Zone	493	77	4	18	6	5	7	8	368
Sixth Circuit	7,811	1,656	114	205	83	595	787	342	97	1,414	104	643	434	27	217	818	275
Kentucky:																	
Eastern	340	97	12	4	36	19	13	3	50	1	38	10	3	41	13
Western	561	109	3	1	11	45	40	57	10	74	37	65	30	8	53	18
Michigan:																	
Eastern	2,181	514	34	39	26	100	294	49	23	405	30	112	95	5	83	305	77
Western	491	61	11	8	4	36	49	12	10	84	3	59	79	18	33	24
Ohio:																	
Northern	1,680	358	22	102	25	110	172	74	26	329	7	117	36	5	54	185	58
Southern	1,042	168	13	43	3	57	62	61	12	204	6	115	111	5	16	124	42

See footnotes at end of table.

TABLE C-3.—U.S. district courts, civil cases commenced, by nature of suit and district, fiscal year 1976 —
Continued

Circuit and district	U.S. cases																	
	Total civil cases	Total U.S. civil	Contract	Land condemnation	Other real property	Tort actions	Anti-trust	Civil rights	Prisoner petitions				Forfeitures and penalties	Labor suits	NA-RA ¹	Social Security	Tax suits	All other
									Motions to vacate sentence	Habeas corpus	Civil rights	Man-damus and other						
Tennessee:																		
Eastern	946	380	22	65	6	15	6	11	1	1	2	34	9	181	6	21
Middle	695	186	15	11	1	16	1	7	2	2	14	11	66	11	21	
Western	719	188	38	11	14	6	22	11	1	1	6	10	12	22	6	28
Seventh Circuit	9,097	2,519	261	86	393	108	5	89	93	146	69	121	210	197	1	354	157	229
Illinois:																		
Northern	4,508	984	173	3	100	58	5	51	35	12	8	25	148	90	77	49	150
Eastern	595	251	10	4	22	14	3	15	40	26	33	4	5	59	6	10
Southern	462	154	14	1	14	6	6	7	2	9	14	55	13	13
Indiana:																		
Northern	701	202	8	24	68	3	6	20	1	10	12	1	34	7	8
Southern	1,266	441	28	9	102	12	6	8	60	22	32	16	31	94	6	15
Wisconsin:																		
Eastern	838	233	22	41	11	16	6	1	2	4	16	27	25	38	24
Western	727	254	6	45	46	4	1	2	33	10	25	7	18	10	38	9
Eighth Circuit	7,810	2,666	322	180	269	98	79	163	185	43	347	161	114	12	347	144	202
Arkansas:																		
Eastern	935	268	23	7	92	9	9	6	3	1	15	10	50	24	19
Western	525	199	16	1	52	5	4	5	7	1	9	5	80	7	5
Iowa:																		
Northern	243	79	14	3	15	6	3	4	1	1	4	5	4	6	13
Southern	592	148	36	1	14	1	2	20	2	10	8	30	15	9
Minnesota:	1,209	339	38	1	14	16	14	26	22	4	20	38	33	46	27	40
Missouri:																		
Eastern	1,399	360	61	48	5	18	22	39	1	3	5	35	18	58	11	36
Western	1,711	890	56	88	8	15	13	42	146	33	314	30	12	11	65	19	38
Nebraska:	712	188	54	8	30	8	4	12	1	1	10	17	1	11	16	15
North Dakota:	205	93	11	2	31	7	2	3	1	1	1	4	2	2	15	11
South Dakota:	279	102	13	21	8	13	6	6	2	2	6	4	1	4	16
Ninth Circuit	15,670	5,941	673	1,002	479	607	12	252	256	174	43	99	452	302	12	593	321	664
Alaska	324	160	16	29	24	17	5	3	1	1	21	3	1	8	31
Arizona	1,187	514	38	12	84	34	19	47	10	1	4	71	45	10	66	34	39
California:																		
Northern	2,886	776	136	11	19	139	7	60	20	13	3	12	38	43	104	54	117
Eastern	1,009	403	34	9	79	56	1	14	22	6	4	7	16	27	57	26	45
Central	4,169	1,438	285	2	29	189	53	75	72	16	29	154	107	169	55	213
Southern	1,549	1,169	43	843	9	50	1	19	27	22	2	6	48	14	18	20	47
Hawaii	442	130	12	2	8	17	1	14	1	7	1	21	7	9	9	21
Idaho	389	160	20	7	65	11	3	7	3	1	4	5	2	12	6	14
Montana	373	138	12	9	28	9	1	8	3	12	3	15	10	28
Nevada	534	130	8	5	21	5	17	4	1	12	7	10	30	10
Oregon	1,198	317	16	16	48	14	16	11	1	5	1	15	21	78	38	37
Washington:																		
Eastern	346	147	17	36	17	7	3	4	1	2	4	1	34	8	13
Western	1,195	443	36	25	64	40	1	33	22	29	10	35	34	17	28	23	46
Guam	69	16	1	3	3	2	2	2	3
Tenth Circuit	6,529	2,016	198	174	303	69	2	87	118	151	40	93	117	96	15	234	122	197
Colorado	1,425	327	38	30	13	15	1	27	14	1	4	42	19	51	17	52
Kansas	1,363	513	67	42	33	13	7	38	99	15	73	16	30	4	34	11	35
New Mexico	781	197	17	6	20	10	17	11	3	2	2	23	6	9	28	16	27
Oklahoma:																		
Northern	684	270	17	73	83	3	7	16	1	1	3	4	12	2	14	13	21
Eastern	376	136	12	41	4	2	2	1	1	8	3	47	6	9
Western	1,124	366	30	15	97	9	18	32	47	18	11	10	14	28	17	20
Utah	533	142	9	2	9	7	1	7	2	2	10	11	26	32	24
Wyoming	243	65	8	6	7	8	2	3	1	4	1	6	10	9

¹Civil commitment under the Narcotic Addict Rehabilitation Act of 1966, Public Law 89-793, Approved November 8, 1966.

²Federal Employers' Liability Act, 45 USC 51.

TABLE C-3.—U.S. district courts, civil cases pending, by nature of suit and district as of June 30, 1976 —
Continued

Circuit and district	Private cases																
	Total private civil	Contract	Real property	FELA ^a	Marine personal injury	Motor vehicle personal injury	Other personal injury	Other tort actions	Anti-trust	Civil rights	Commerce	Prisoner petitions			Copyright, patent trademark	Labor suits	All other
												Habeas corpus	Civil rights	Mandamus and other			
Tennessee:																	
Eastern	566	131	5	7	2	104	72	16	4	114	5	41	19	1	10	23	12
Middle	419	77	8	3	36	45	38	2	66	5	53	28	6	14	25	15
Western	531	141	8	1	9	71	44	22	7	88	10	43	26	5	11	29	16
Seventh Circuit	6,578	1,567	278	65	57	389	442	241	122	1,014	95	383	587	8	300	742	288
Illinois:																	
Northern	3,524	1,045	115	24	29	122	123	99	96	590	82	138	234	6	197	445	179
Eastern	344	68	20	2	1	35	40	7	1	26	4	19	32	7	78	4
Southern	308	65	22	6	7	37	35	27	5	37	1	14	5	11	28	8
Indiana:																	
Northern	499	81	32	3	1	73	85	21	8	85	2	30	13	14	32	19
Southern	825	177	69	28	8	83	98	62	6	115	2	20	14	1	26	85	31
Wisconsin:																	
Eastern	605	104	18	2	8	23	38	14	5	88	1	88	80	1	35	59	41
Western	473	27	2	3	16	23	11	1	73	3	74	209	10	15	6
Eighth Circuit	5,144	1,105	53	132	29	470	546	249	170	656	81	456	556	44	95	318	184
Arkansas:																	
Eastern	667	127	4	5	6	60	65	29	4	115	1	69	138	2	33	9
Western	326	71	13	2	1	73	53	8	5	23	1	31	29	1	2	5	4
Iowa:																	
Northern	164	38	2	1	20	30	7	3	20	3	14	2	1	9	10	4
Southern	444	73	2	5	32	36	15	9	55	4	47	127	1	6	23	9
Minnesota:																	
.....	870	196	6	75	7	61	113	31	84	100	15	14	16	32	45	75
Missouri:																	
Eastern	1,039	254	7	1	10	100	121	56	19	144	13	101	64	6	18	103	22
Western	821	138	7	5	4	42	49	41	26	108	31	108	147	32	10	60	13
Nebraska:																	
.....	524	132	8	27	1	45	44	41	11	59	10	49	26	1	11	27	32
North Dakota:																	
.....	112	30	2	8	15	13	6	2	10	1	2	4	1	2	4	12
South Dakota:																	
.....	177	46	2	3	22	22	15	3	22	2	21	3	1	3	8	4
Ninth Circuit	9,729	2,480	137	136	364	290	669	402	363	1,394	89	1,071	477	15	466	619	757
Alaska:																	
.....	164	78	4	2	2	15	18	10	2	1	2	27	3
Arizona:																	
.....	673	170	15	3	2	35	37	25	19	115	1	80	86	1	24	24	36
California:																	
Northern	2,110	422	22	9	119	37	100	76	164	446	21	244	72	72	126	180
Eastern	606	113	14	3	6	15	42	14	6	69	5	169	77	1	19	29	24
Central	2,731	665	20	53	80	48	160	83	88	273	19	383	118	2	272	189	278
Southern	380	117	4	23	7	13	13	11	52	2	39	4	19	25	51
Hawaii:																	
.....	312	111	4	12	15	34	42	3	40	3	3	2	4	17	22
Idaho:																	
.....	229	57	1	7	16	29	3	6	39	6	11	16	1	8	5	24
Montana:																	
.....	235	59	12	16	33	32	3	3	24	6	13	7	1	1	15	10
Nevada:																	
.....	404	88	7	3	4	28	52	10	15	60	2	53	30	2	4	26	20
Oregon:																	
.....	881	254	19	18	35	33	87	83	13	138	11	35	21	2	20	67	45
Washington:																	
Eastern	199	41	8	7	7	23	11	9	19	2	22	29	1	3	15	2
Western	752	294	6	17	81	12	45	20	26	106	9	17	11	20	54	34
Guam:																	
.....	53	11	1	2	1	3	1	2	4	28
Tenth Circuit	4,513	1,201	96	58	7	323	642	153	74	580	201	339	219	24	83	291	222
Colorado:																	
.....	1,098	336	20	13	1	43	82	16	15	181	156	21	21	29	106	58
Kansas:																	
.....	850	137	10	14	2	48	271	31	9	96	13	43	61	13	16	62	24
New Mexico:																	
.....	584	160	15	4	61	52	26	2	80	6	104	34	2	1	15	22
Oklahoma:																	
Northern	414	120	4	2	1	22	47	23	4	53	36	2	8	61	31
Eastern	240	59	13	1	2	28	18	10	4	12	1	43	41	1	1	4	2
Western	758	248	27	1	71	118	32	8	79	18	73	17	5	13	25	23
Utah:																	
.....	391	96	5	21	1	26	33	12	26	55	5	12	18	10	12	59
Wyoming:																	
.....	178	45	2	2	24	21	3	6	24	2	7	27	1	5	6	3

^aCivil commitment under the Narcotic Addict Rehabilitation Act of 1966, Public Law 89-793, approved November 8, 1966.

^bFederal Employers Liability Act, 45 USC 51.

TABLE C 3. U.S. DISTRICT COURTS
CIVIL CASES COMMENCED, BY NATURE OF SUIT AND DISTRICT
FOR THE TWELVE MONTH PERIOD ENDED JUNE 30, 1977

CIRCUIT AND DISTRICT	UNITED STATES CASES																		
	TOTAL CIVIL CASES	TOTAL U.S. CIVIL	CONTRACT	LAND CONDEMNATION	OTHER REAL PROP-ERTY	TORT ACTIONS	ANTI-TRUST	CIVIL RIGHTS	PRISONER PETITIONS				FORFEITURES AND PENALTIES	LABOR SUITS	NARA	SOCIAL SECURITY	TAX SUITS	ALL OTHER	
									MOTIONS TO VACATE SENTENCE	HABEAS CORPUS	CIVIL RIGHTS	MAN-DAMUS AND OTHER							
TOTAL ALL DISTRICTS	130,567	40,210	3,842	2,760	3,997	2,296	47	1,784	1,921	1,508	483	779	2,855	2,077	113	10,095	1,962	3,691	
DISTRICT OF COLUMBIA	2,464	1,464	42	9	9	129	1	289	55	54	98	49	18	36	2	143	10	520	
FIRST CIRCUIT....	7,372	1,860	122	7	128	86	-	40	27	19	2	7	149	251	-	783	57	182	
MAINE.....	400	180	10	2	91	6	-	1	1	1	-	-	11	11	-	29	2	15	
MASSACHUSETTS.....	3,911	616	81	4	13	49	-	22	16	8	1	2	91	68	-	106	37	118	
NEW HAMPSHIRE.....	417	86	3	-	1	5	-	3	1	-	-	-	5	19	-	28	9	12	
RHODE ISLAND.....	706	123	7	-	3	4	-	7	-	7	1	-	16	17	-	37	3	21	
PUERTO RICO.....	1,938	855	21	1	20	22	-	7	9	3	-	5	26	136	-	583	6	16	
SECOND CIRCUIT....	11,840	2,792	211	5	183	234	8	133	220	246	39	21	311	146	-	451	144	440	
CONNECTICUT.....	1,477	447	25	1	22	26	-	22	16	159	11	9	25	16	-	52	18	45	
NEW YORK NORTHERN....	533	149	12	2	28	16	1	3	3	2	1	-	24	12	-	15	12	18	
NEW YORK EASTERN....	2,512	778	52	1	43	75	2	30	104	21	6	9	89	55	-	180	38	73	
NEW YORK SOUTHERN....	6,350	1,091	87	1	40	103	5	63	85	54	20	2	150	36	-	153	51	241	
NEW YORK WESTERN....	678	217	20	-	28	12	-	6	11	6	1	1	18	12	-	27	23	52	
VERMONT.....	290	110	15	-	22	2	-	9	1	4	-	-	5	15	-	24	2	11	
THIRD CIRCUIT....	11,780	2,860	204	67	211	192	3	108	201	134	42	42	161	188	3	801	173	330	
DELAWARE.....	495	124	6	-	30	9	-	2	5	1	-	1	3	10	1	18	12	26	
NEW JERSEY.....	2,572	759	75	4	103	82	1	34	59	3	5	5	73	46	-	99	48	122	
PENNSYLVANIA EASTERN	4,315	703	46	3	22	70	1	48	76	10	3	3	39	37	-	180	60	105	
PENNSYLVANIA MIDDLE.	1,989	714	49	38	25	3	-	6	9	116	31	31	12	31	-	320	21	22	
PENNSYLVANIA WESTERN	1,770	525	25	22	29	27	1	18	45	4	3	1	33	60	2	184	20	51	
VIRGINIA ISLANDS....	1,239	35	3	-	2	1	-	-	7	-	-	-	1	4	-	-	-	4	
FOURTH CIRCUIT....	13,018	4,742	342	183	622	189	6	101	217	21	21	16	260	128	65	2,104	194	273	
MARYLAND.....	2,081	672	69	33	36	33	1	12	46	6	8	2	36	39	-	189	109	53	
NO. CAROLINA EASTERN	692	201	26	8	7	13	-	7	18	5	1	2	9	10	-	40	20	35	
NO. CAROLINA MIDDLE.	685	189	4	40	16	7	2	4	16	-	-	2	11	11	-	57	7	12	
NO. CAROLINA WESTERN	574	132	12	5	5	12	-	12	22	-	-	-	6	5	-	43	4	6	
SOUTH CAROLINA.....	2,609	1,176	148	18	538	40	1	15	35	-	-	1	15	17	-	308	12	28	
VIRGINIA EASTERN....	2,703	608	59	25	12	73	2	39	62	7	4	7	25	18	65	97	29	84	
VIRGINIA WESTERN....	1,645	756	6	2	4	1	-	4	9	-	4	2	16	10	-	680	2	16	
W. VIRGINIA NORTHERN	578	183	7	42	1	3	-	3	3	2	3	-	7	6	-	90	6	11	
W. VIRGINIA SOUTHERN	1,451	825	11	10	3	7	-	6	6	1	1	-	135	12	-	600	5	28	
FIFTH CIRCUIT....	30,950	7,791	776	1,710	741	387	13	328	376	276	72	162	455	287	19	1,318	412	459	
ALABAMA NORTHERN....	1,775	516	45	16	8	27	1	21	39	2	1	1	33	9	2	249	36	26	
ALABAMA MIDDLE.....	764	149	17	-	26	3	-	7	11	12	3	8	4	13	-	31	7	7	
ALABAMA SOUTHERN....	702	104	12	-	6	6	-	4	12	1	2	-	6	8	-	39	4	4	
FLORIDA NORTHERN....	591	161	9	1	64	14	-	7	6	4	6	3	5	7	-	19	6	10	
FLORIDA MIDDLE.....	2,598	696	47	1	276	37	-	18	25	28	1	5	24	60	-	88	43	43	
FLORIDA SOUTHERN....	4,308	2,067	76	1,550	65	40	2	17	44	18	8	9	68	43	-	47	35	45	
GEORGIA NORTHERN....	2,481	625	20	3	23	21	2	40	42	121	32	93	18	13	-	117	30	49	
GEORGIA MIDDLE.....	648	142	13	3	8	16	-	9	19	-	-	-	6	5	-	44	7	12	
GEORGIA SOUTHERN....	790	118	15	5	5	9	-	9	3	1	1	2	7	2	-	42	7	10	
LOUISIANA EASTERN....	4,267	424	42	1	57	48	-	23	29	5	3	3	30	18	14	74	45	32	
LOUISIANA MIDDLE....	435	57	4	1	16	5	-	2	1	-	-	-	5	5	-	14	3	1	
LOUISIANA WESTERN....	1,406	367	26	18	120	27	-	13	12	1	-	-	7	10	1	98	13	21	
MISSISSIPPI NORTHERN	653	167	22	61	16	6	-	10	4	-	-	-	4	2	-	32	4	6	
MISSISSIPPI SOUTHERN	1,135	315	148	8	22	20	1	13	1	1	-	-	14	3	-	68	6	10	
TEXAS NORTHERN.....	2,439	560	121	-	9	26	2	40	40	24	5	8	47	26	2	97	68	45	
TEXAS EASTERN.....	1,320	294	33	22	6	15	-	12	14	14	6	7	8	9	-	122	9	17	
TEXAS SOUTHERN....	2,832	559	57	8	8	28	4	46	33	10	-	10	119	35	-	73	42	86	
TEXAS WESTERN.....	1,205	441	64	12	6	31	1	34	41	34	3	13	46	16	-	64	47	29	
CANAL ZONE.....	601	29	5	-	-	-	-	3	-	-	-	-	4	3	-	-	-	6	
SIXTH CIRCUIT....	14,213	5,840	298	167	671	187	2	133	235	62	20	42	486	287	-	2,814	180	286	
KENTUCKY EASTERN....	1,699	1,292	23	24	19	8	1	5	42	24	9	12	157	16	-	932	4	16	
KENTUCKY WESTERN....	1,023	427	11	26	32	14	-	9	17	3	1	2	108	8	-	159	12	25	
MICHIGAN EASTERN....	3,392	1,064	46	1	35	35	-	33	121	24	1	15	36	31	-	485	55	86	
MICHIGAN WESTERN....	810	304	24	24	10	5	-	6	5	2	1	-	8	30	-	170	1	18	
OHIO NORTHERN.....	2,747	922	63	17	273	38	-	32	12	4	3	4	35	62	-	270	47	62	
OHIO WESTERN.....	1,997	979	33	5	276	21	1	20	14	2	4	5	24	46	-	470	30	28	
TENNESSEE EASTERN....	1,018	393	12	32	10	16	-	8	7	2	-	1	94	15	-	160	14	22	
TENNESSEE MIDDLE....	684	216	20	10	5	9	-	6	14	1	1	2	21	5	-	103	9	10	
TENNESSEE WESTERN....	843	243	66	28	11	11	-	14	3	-	-	1	3	14	-	65	8	19	
SEVENTH CIRCUIT..	9,147	2,555	232	132	420	132	3	143	96	181	78	42	171	225	1	299	136	264	
ILLINOIS NORTHERN....	4,531	922	107	1	70	58	2	74	41	21	10	7	101	120	-	82	62	166	
ILLINOIS EASTERN....	622	285	12	3	59	12	1	7	15	67	20	17	22	4	-	28	5	13	
ILLINOIS SOUTHERN....	489	123	6	-	25	10	-	7	4	-	-	-	3	11	-	30	15	12	
INDIANA NORTHERN....	884	317	13	97	63	14	-	12	18	2	5	1	3	23	1	42	6	17	
INDIANA SOUTHERN....	1,302	416	37	3	86	21	-	17	9	57	21	14	21	12	-	83	6	29	
WISCONSIN EASTERN....	800	253	52	-	36	10	-	23	8	4	-	-	16	26	-	24	34	20	
WISCONSIN WESTERN....	519	239	5	28	81	7	-	3	1	30	22	3	5	29	-	10	8	7	

TABLE C 3. U.S. DISTRICT COURTS
CIVIL CASES COMMENCED, BY NATURE OF SUIT AND DISTRICT
FOR THE TWELVE MONTH PERIOD ENDED JUNE 30, 1977

CIRCUIT AND DISTRICT	PRIVATE CASES																
	TOTAL PRIVATE CIVIL	CONTRACT	REAL PROPERTY	FELA	MARINE PERSONAL INJURY	MOTOR VEHICLE PERSONAL INJURY	OTHER PERSONAL INJURY	OTHER TORT ACTIONS	ANTI-TRUST	CIVIL RIGHTS	COMMERCE	PRISONER PETITIONS			COPYRIGHT PATENT TRADEMARK	LABOR SUITS	ALL OTHER
												HABEAS CORPUS	CIVIL RIGHTS	HAND-DAMUS AND OTHER			
TOTAL ALL DISTRICTS	90,357	20,065	1,630	1,306	4,950	5,470	7,833	4,174	1,611	11,329	2,398	6,866	7,752	228	3,054	5,663	6,028
DISTRICT OF COLUMBIA	1,000	258	8	19	-	75	127	36	19	170	3	47	84	8	25	67	54
FIRST CIRCUIT....	5,512	934	289	40	183	208	399	130	46	505	1,744	123	273	16	112	264	245
MAINE.....	220	58	4	11	3	26	14	11	1	20	9	4	1	-	2	13	43
MASSACHUSETTS.....	3,295	423	17	27	94	70	178	34	30	257	1,665	53	54	-	88	176	129
NEW HAMPSHIRE.....	331	77	2	-	-	49	57	11	2	56	-	18	27	1	7	11	12
RHODE ISLAND.....	583	101	5	1	9	38	47	51	4	81	-	17	169	-	12	25	23
PUERTO RICO.....	1,083	275	261	1	77	25	103	23	9	91	69	31	22	15	3	40	38
SECOND CIRCUIT...	9,048	2,523	53	169	1,024	321	647	456	171	799	42	502	528	13	629	315	856
CONNECTICUT.....	1,030	147	7	4	7	46	87	254	14	172	4	55	87	4	51	40	51
NEW YORK NORTHERN....	384	34	1	35	1	17	32	14	10	40	2	34	104	6	20	13	21
NEW YORK EASTERN....	1,734	328	14	62	155	108	150	44	28	194	7	187	93	2	142	79	141
NEW YORK SOUTHERN....	5,259	1,933	20	46	850	102	297	123	106	284	27	158	162	1	398	160	592
NEW YORK WESTERN....	461	50	10	22	11	11	29	18	11	83	2	63	72	-	15	16	48
VERMONT.....	180	31	1	-	-	37	52	3	2	26	-	5	10	-	3	7	3
THIRD CIRCUIT....	8,920	1,777	186	288	374	869	1,055	255	157	905	43	370	610	5	299	628	1,096
DELAWARE.....	371	36	1	1	20	28	29	9	3	45	-	42	77	-	40	8	32
NEW JERSEY.....	1,813	475	13	14	39	196	175	30	37	238	10	98	121	4	131	136	96
PENNSYLVANIA EASTERN	3,612	768	23	241	289	416	511	120	89	376	23	112	145	-	77	246	174
PENNSYLVANIA MIDDLE	675	108	3	13	1	79	96	21	8	51	1	39	171	-	16	50	18
PENNSYLVANIA WESTERN	1,245	288	7	19	20	95	113	62	19	187	9	73	93	-	33	185	42
VIRGIN ISLANDS.....	1,204	102	139	-	5	55	134	13	1	6	-	6	3	1	2	3	734
FOURTH CIRCUIT...	8,276	1,460	75	98	202	753	718	380	70	879	55	1,074	1,608	24	162	449	269
MARYLAND.....	1,409	296	13	18	38	77	94	39	27	206	25	182	258	5	32	50	49
NO. CAROLINA EASTERN	491	71	7	2	6	22	25	15	4	60	5	82	152	-	19	11	10
NO. CAROLINA MIDDLE	496	54	2	1	-	13	15	92	5	87	2	77	65	-	24	28	31
NO. CAROLINA WESTERN	442	75	4	-	-	23	24	38	4	75	6	86	46	2	20	17	22
SOUTH CAROLINA.....	1,433	402	20	-	7	297	230	70	7	101	6	80	122	2	29	20	40
VIRGINIA EASTERN....	2,095	345	12	29	129	157	185	62	17	172	6	291	522	11	24	49	84
VIRGINIA WESTERN....	889	99	5	15	-	74	47	30	3	100	1	126	312	2	11	47	17
W. VIRGINIA NORTHERN	395	30	4	2	-	27	23	7	1	26	1	110	123	1	2	31	7
W. VIRGINIA SOUTHERN	626	88	8	31	22	69	75	27	2	52	3	40	6	1	1	196	9

CIRCUIT AND DISTRICT	PRIVATE CASES																
	TOTAL PRIVATE CIVIL	CONTRACT	REAL PROPERTY	FELA	MARINE PERSONAL INJURY	MOTOR VEHICLE PERSONAL INJURY	OTHER PERSONAL INJURY	OTHER TORT ACTIONS	ANTI-TRUST	CIVIL RIGHTS	COMMERCE	PRISONER PETITIONS			COPYRIGHT PATENT TRADEMARK	LABOR SUITS	ALL OTHER
												HABEAS CORPUS	CIVIL RIGHTS	HAND-DAMUS AND OTHER			
FIFTH CIRCUIT....	23,159	5,351	384	147	2,594	1,317	1,590	1,543	334	2,595	116	2,141	2,250	89	455	943	1,310
ALABAMA NORTHERN....	1,259	341	24	-	4	101	121	59	7	193	4	127	74	1	20	139	44
ALABAMA MIDDLE.....	615	116	11	-	-	45	27	19	2	41	1	175	146	2	12	9	18
ALABAMA SOUTHERN....	598	131	14	-	57	43	27	24	4	46	2	76	136	2	4	19	13
FLORIDA NORTHERN....	430	93	2	-	13	6	16	10	7	52	1	85	85	-	10	14	36
FLORIDA MIDDLE.....	1,902	319	29	6	41	26	69	55	23	143	2	354	633	4	57	98	59
FLORIDA SOUTHERN....	2,241	865	25	4	88	15	89	60	67	150	50	186	123	6	98	253	162
GEORGIA NORTHERN....	1,856	470	29	1	2	143	104	412	31	193	10	152	77	29	41	58	104
GEORGIA MIDDLE.....	506	113	7	7	1	79	39	48	3	72	-	47	39	1	6	13	31
GEORGIA SOUTHERN....	672	143	1	3	6	82	69	77	5	61	2	60	123	9	12	6	13
LOUISIANA EASTERN....	3,843	887	120	33	1,400	178	273	404	29	234	8	91	50	1	25	57	53
LOUISIANA MIDDLE....	378	66	4	-	25	17	26	7	3	59	-	43	89	-	3	16	20
LOUISIANA WESTERN....	1,039	139	19	11	342	78	68	60	7	129	3	70	23	3	15	31	41
MISSISSIPPI NORTHERN	486	126	12	2	12	85	43	43	1	93	2	19	27	1	5	7	8
MISSISSIPPI SOUTHERN	820	216	16	4	36	134	138	50	6	145	2	22	8	-	12	15	16
TEXAS NORTHERN.....	1,879	471	26	12	-	89	178	45	61	278	16	245	165	7	68	63	165
TEXAS EASTERN.....	1,026	130	21	33	211	74	162	24	14	121	3	89	74	2	8	35	25
TEXAS SOUTHERN....	2,273	522	18	17	301	47	87	108	45	428	7	179	283	17	42	83	89
TEXAS WESTERN.....	764	120	12	14	4	56	52	37	19	156	3	120	105	4	17	20	25
CANAL ZONE.....	572	83	1	-	51	19	11	10	-	-	-	1	-	-	-	7	388
SIXTH CIRCUIT....	8,373	1,627	91	165	93	526	832	327	127	1,464	108	717	625	21	241	967	442
KENTUCKY EASTERN....	407	120	14	3	2	26	48	18	3	48	-	31	23	1	6	41	23
KENTUCKY WESTERN....	596	112	5	5	5	35	35	35	18	64	42	63	90	-	4	68	15
MICHIGAN EASTERN....	2,328	520	29	49	26	97	290	60	24	367	34	146	132	6	88	324	137
MICHIGAN WESTERN....	506	45	4	13	3	17	52	18	14	71	4	63	96	-	37	32	37
OHIO NORTHERN.....	1,825	347	12	67	43	113	163	74	37	421	8	132	54	1	42	245	66
OHIO SOUTHERN.....	1,018	164	4	20	5	35	55	55	16	198	5	110	109	2	24	138	78
TENNESSEE EASTERN....	625	122	9	5	3	117	86	21	2	93	4	64	43	5	10	31	12
TENNESSEE MIDDLE....	468	69	4	-	1	37	49	22	5	82	2	66	39	3	24	25	40
TENNESSEE WESTERN....	600	128	10	3	5	49	54	24	9	122	9	42	39	3	6	63	34
SEVENTH CIRCUIT..	6,592	1,563	267	96	61	349	459	255	197	1,069	164	313	489	6	306	786	278
ILLINOIS NORTHERN...	3,609	958	135	38	38	93	127	125	157	573	77	122	290	4	195	508	169
ILLINOIS EASTERN....	337	53	15	1	1	35	35	9	4	40	2	36	49	1	8	41	7
ILLINOIS SOUTHERN....	366	79	17	3	6	31	50	33	9	34	5	8	13	-	11	34	33
INDIANA NORTHERN....	567	109	37	9	3	80	95	18	3	107	13	21	11	-	20	24	17
INDIANA SOUTHERN....	886	243	58	40	10	79	102	41	9	134	2	12	9	1	22	99	25
WISCONSIN EASTERN....	547	87	1	5	3	15	31	18	11	134	5	70	49	-	36	60	22
WISCONSIN WESTERN....	280	34	4	-	-	10	19	11	4	47	-	44	68	-	14	20	5

TABLE C 3. U. S. DISTRICT COURTS
CIVIL CASES COMMENCED, BY NATURE OF SUIT AND DISTRICT
FOR THE TWELVE MONTH PERIOD ENDED JUNE 30, 1977

CIRCUIT AND DISTRICT	UNITED STATES CASES																	
	TOTAL CIVIL CASES	TOTAL U.S. CIVIL	CONTRACT	LAND CONDEMNATION	OTHER REAL PROPERTY	TORT ACTIONS	ANTI-TRUST	CIVIL RIGHTS	PRISONER PETITIONS				FORFEITURES AND PENALTIES	LABOR SUITS	NARA	SOCIAL SECURITY	TAX SUITS	ALL OTHER
									MOTIONS TO VACATE SENTENCE	HABEAS CORPUS	CIVIL RIGHTS	MAN-DAMUS AND OTHER						
EIGHTH CIRCUIT...	8,128	2,733	347	192	300	121	1	91	164	133	48	302	152	122	17	399	178	166
ARKANSAS EASTERN...	1,075	298	10	17	122	11	1	13	11	1	3	1	15	10	-	60	14	9
ARKANSAS WESTERN...	529	186	12	5	50	11	-	1	6	1	-	-	6	8	-	66	10	9
IOWA NORTHERN...	252	78	8	-	8	2	-	1	13	-	-	-	5	4	-	14	14	9
IOWA SOUTHERN...	540	180	30	-	16	12	-	8	13	2	-	1	12	11	-	33	26	16
MINNESOTA...	1,211	373	68	9	15	10	-	9	13	27	25	3	41	29	-	66	30	28
MISSOURI EASTERN...	1,537	428	83	67	9	22	-	22	41	10	3	3	32	22	-	70	20	24
MISSOURI WESTERN...	1,762	825	78	81	12	22	-	24	48	83	17	290	19	20	17	62	10	42
NEBRASKA...	700	178	24	1	28	14	-	7	7	3	-	-	15	15	-	12	39	13
NORTH DAKOTA...	239	88	19	5	26	2	-	1	4	4	-	-	1	1	-	3	12	8
SOUTH DAKOTA...	273	99	15	7	14	15	-	5	8	2	-	-	6	2	-	13	3	8
NINTH CIRCUIT...	15,448	5,707	1,038	200	409	583	8	305	224	225	30	56	589	340	-	774	331	595
ALASKA...	371	124	20	3	20	20	-	5	-	-	-	1	15	6	-	1	5	28
ARIZONA...	1,330	527	33	68	94	30	-	17	28	7	2	2	70	38	-	52	47	39
CALIFORNIA NORTHERN...	3,104	955	263	21	9	112	-	62	24	26	2	5	60	48	-	182	45	96
CALIFORNIA EASTERN...	930	373	51	22	25	42	-	17	19	5	2	-	11	54	-	70	18	37
CALIFORNIA CENTRAL...	4,463	1,698	411	6	15	193	4	73	72	87	8	10	223	100	-	212	112	172
CALIFORNIA SOUTHERN...	857	451	85	18	5	51	-	28	35	28	-	5	85	19	-	37	11	43
HAWAII...	462	133	12	-	5	28	2	15	2	1	-	1	18	7	-	12	8	22
IDAHO...	383	182	13	24	68	10	1	6	1	-	-	-	10	3	-	17	9	19
MONTANA...	389	127	8	5	33	15	-	9	-	1	-	-	13	7	-	9	10	16
NEVADA...	497	151	28	2	4	21	-	4	14	7	-	2	6	21	-	10	16	15
OREGON...	1,036	302	19	8	26	27	-	16	8	9	-	1	26	17	-	93	21	31
WASHINGTON EASTERN...	348	135	9	13	29	9	-	5	-	6	3	-	6	2	-	36	1	16
WASHINGTON WESTERN...	1,206	539	86	10	74	24	-	47	21	48	12	29	42	18	-	43	26	59
GUAM...	72	10	-	-	1	-	-	1	-	-	-	-	4	-	-	-	2	2
TENTH CIRCUIT...	6,207	1,866	230	88	303	86	2	113	106	157	33	40	103	67	-	209	147	176
COLORADO...	1,223	336	76	7	13	18	1	29	17	4	1	2	38	7	-	30	44	49
KANSAS...	1,315	441	73	33	44	7	-	10	33	86	16	26	14	24	2	25	18	30
NEW MEXICO...	751	217	17	5	33	13	-	27	16	5	-	2	15	3	4	38	11	28
OKLAHOMA NORTHERN...	574	152	1	21	63	6	-	5	9	1	-	-	7	6	-	18	12	13
OKLAHOMA EASTERN...	403	140	15	4	39	5	-	3	2	5	-	-	5	5	-	40	11	6
OKLAHOMA WESTERN...	1,188	362	18	17	86	28	-	23	22	52	15	10	15	15	-	23	16	22
UTAH...	499	148	21	-	14	8	1	13	3	-	-	-	7	6	-	27	26	22
WYOMING...	254	60	9	1	11	1	-	3	4	4	1	-	2	1	-	8	9	6

TABLE C 3. U.S. DISTRICT COURTS
CIVIL CASES COMMENCED, BY NATURE OF SUIT AND DISTRICT
FOR THE TWELVE MONTH PERIOD ENDED JUNE 30, 1977

CIRCUIT AND DISTRICT	PRIVATE CASES																
	TOTAL PRI- VATE CIVIL	CON- TRACT	REAL PROP- ERTY	FELA	MARINE PERSONAL INJURY	MOTOR VEHICLE PERSONAL INJURY	OTHER PERSONAL INJURY	OTHER TORT ACTIONS	ANTI- TRUST	CIVIL RIGHTS	COM- MERCE	PRISONER PETITIONS			COPYRIGHT PATENT TRADEMARK	LABOR SUITS	ALL OTHER
												HABEAS CORPUS	CIVIL RIGHTS	MAN- DAMUS AND OTHER			
EIGHTH CIRCUIT...	5,395	1,151	65	115	28	418	657	269	95	796	53	455	477	26	166	310	314
ARKANSAS EASTERN...	777	117	10	6	4	45	68	20	8	182	1	82	130	1	3	17	83
ARKANSAS WESTERN...	343	90	10	4	-	66	58	11	7	32	3	33	10	1	3	9	6
IOWA NORTHERN...	184	44	1	1	-	23	26	5	2	28	7	12	4	-	11	10	10
IOWA SOUTHERN...	360	68	3	10	1	23	41	12	7	36	3	43	57	-	17	26	13
MINNESOTA...	838	176	15	40	8	45	133	42	35	91	12	37	22	-	57	45	79
MISSOURI EASTERN...	1,109	290	4	2	13	106	134	83	16	164	4	66	38	9	28	105	47
MISSOURI WESTERN...	937	166	8	8	2	37	82	31	17	161	13	118	172	15	21	58	28
NEBRASKA...	522	104	5	25	-	49	66	48	3	66	7	43	36	-	15	28	27
NORTH DAKOTA...	151	61	2	17	-	4	24	7	-	16	1	4	1	-	3	1	10
SOUTH DAKOTA...	174	45	7	2	-	20	25	9	-	20	2	17	7	-	8	1	11
NINTH CIRCUIT...	9,741	2,362	114	124	386	285	680	354	326	1,551	86	809	512	12	560	699	880
ALASKA...	247	81	3	2	5	6	20	12	2	20	5	16	13	-	1	53	6
ARIZONA...	803	169	3	11	3	40	54	14	42	148	3	78	110	-	21	42	55
CALIFORNIA NORTHERN...	2,149	419	22	6	150	19	117	75	110	514	13	186	63	2	89	146	219
CALIFORNIA EASTERN...	557	97	12	5	11	15	38	12	8	86	3	90	72	1	18	50	39
CALIFORNIA CENTRAL...	2,765	691	16	54	72	35	202	76	89	347	31	217	79	1	341	206	308
CALIFORNIA SOUTHERN...	406	108	5	-	35	9	11	11	14	39	2	39	6	1	16	18	92
HAWAII...	329	103	3	-	16	35	38	36	15	37	1	3	2	-	7	16	17
IDAHO...	201	48	2	6	-	16	38	8	5	27	3	12	6	1	13	5	11
MONTANA...	262	78	7	17	-	26	30	19	-	17	1	7	29	-	3	20	8
NEVADA...	346	70	11	-	3	24	30	9	-	51	1	63	41	-	6	20	17
OREGON...	734	211	11	8	39	35	49	57	19	136	15	39	29	1	13	50	21
WASHINGTON EASTERN...	213	29	2	6	1	11	14	5	9	17	-	40	56	1	6	10	6
WASHINGTON WESTERN...	667	248	16	9	51	12	34	19	13	109	7	17	8	2	26	61	35
GUAM...	62	10	1	-	-	-	5	1	-	3	1	2	1	2	-	-	36
TENTH CIRCUIT...	4,341	1,059	98	45	5	354	666	169	69	596	44	315	296	8	99	234	284
COLORADO...	887	215	10	11	1	64	67	16	24	174	11	43	51	1	29	94	86
KANSAS...	874	163	10	7	-	64	284	36	12	96	14	22	53	4	19	43	47
NEW MEXICO...	534	101	22	1	1	53	52	31	1	97	5	72	47	-	11	18	22
OKLAHOMA NORTHERN...	412	132	8	1	1	23	54	19	5	50	3	40	9	-	12	33	22
OKLAHOMA EASTERN...	263	60	13	2	1	30	26	8	1	14	1	33	11	-	-	4	9
OKLAHOMA WESTERN...	826	267	25	2	-	84	112	43	4	90	4	93	40	3	14	16	39
UTAH...	351	77	3	17	-	19	35	10	20	60	3	9	8	-	13	22	55
WYOMING...	194	44	7	4	1	27	36	6	2	15	3	3	37	-	1	4	4

TABLE C 3. U. S. DISTRICT COURTS
CIVIL CASES COMMENCED, BY NATURE OF SUIT AND DISTRICT
FOR THE TWELVE MONTH PERIOD ENDED JUNE 30, 1978

CIRCUIT AND DISTRICT	UNITED STATES CASES																	
	TOTAL CIVIL CASES	TOTAL U.S. CIVIL	CON-TRACT	LAND CONDEMNATION	OTHER REAL PROP-ERTY	TORT ACTIONS	ANTI-TRUST	CIVIL RIGHTS	PRISONER PETITIONS				FORFEIT-URES AND PENAL-TIES	LABOR SUITS	NARA	SOCIAL SECURITY	TAX SUITS	ALL OTHER
									MOTIONS TO VACATE SENTENCE	HABEAS CORPUS	CIVIL RIGHTS	MAN-DAMUS AND OTHER						
TOTAL ALL DISTRICTS	136,770	46,811	5,303	6,974	3,906	2,637	42	1,528	1,924	1,730	636	665	2,988	1,880	74	9,950	2,639	3,935
DISTRICT OF COLUMBIA	2,454	1,516	65	2	4	195	5	228	61	46	87	49	8	39	1	116	17	593
FIRST CIRCUIT....	7,579	2,127	188	5	128	100	-	43	27	11	4	9	149	242	-	989	56	176
MAINE.....	394	169	18	-	60	12	-	1	-	-	1	1	4	18	-	36	6	12
MASSACHUSETTS.....	3,617	707	116	5	22	50	-	26	16	6	1	1	82	58	-	173	34	117
NEW HAMPSHIRE.....	423	91	5	-	3	4	-	7	1	-	-	-	5	25	-	33	2	6
RHODE ISLAND.....	703	143	6	-	-	13	-	6	-	4	1	-	7	24	-	57	8	17
PUERTO RICO.....	2,442	1,017	43	-	43	21	-	3	10	1	1	7	51	117	-	690	6	24
SECOND CIRCUIT...	12,309	2,952	382	8	155	270	11	101	182	181	21	17	344	157	-	636	160	327
CONNECTICUT.....	1,667	456	38	-	10	27	3	17	19	129	10	10	17	17	-	91	32	36
NEW YORK NORTHERN.....	621	173	22	3	22	19	-	3	4	1	1	-	24	18	-	23	11	22
NEW YORK EASTERN.....	2,643	954	144	1	47	83	3	21	80	14	3	3	128	69	-	263	30	71
NEW YORK SOUTHERN.....	6,328	979	79	3	28	111	5	45	65	33	6	3	144	35	-	197	58	167
NEW YORK WESTERN.....	764	276	86	-	23	21	-	9	14	3	1	1	27	16	-	37	14	24
VERMONT.....	286	114	13	1	25	9	-	6	-	1	-	-	4	8	-	25	15	7
THIRD CIRCUIT....	11,656	2,919	321	48	277	194	5	85	219	155	73	34	158	144	-	687	252	267
DELAWARE.....	567	127	6	-	45	7	-	28	4	-	1	-	3	12	-	14	26	15
NEW JERSEY.....	2,945	677	122	2	146	77	1	28	53	4	3	4	81	41	-	161	58	38
PENNSYLVANIA EASTERN.....	4,543	767	63	15	17	65	3	44	90	9	1	1	39	29	-	197	98	88
PENNSYLVANIA MIDDLE.....	1,331	633	86	27	32	15	-	6	10	139	58	29	4	14	-	156	38	19
PENNSYLVANIA WESTERN.....	1,637	493	42	4	33	35	1	9	57	3	2	-	28	47	-	157	32	43
VIRGIN ISLANDS.....	633	22	2	-	4	1	-	-	5	-	-	-	3	1	-	2	-	4
FOURTH CIRCUIT...	13,112	4,450	622	161	531	184	1	124	220	27	28	4	482	84	53	1,530	188	205
MARYLAND.....	2,360	737	118	30	78	44	-	42	67	-	2	-	41	15	-	158	90	52
NO. CAROLINA EASTERN.....	982	366	99	62	15	11	-	11	22	13	1	1	22	14	-	52	18	25
NO. CAROLINA MIDDLE.....	600	185	46	1	9	4	-	5	11	-	4	-	11	4	-	60	17	16
NO. CAROLINA WESTERN.....	646	155	33	1	4	4	-	9	17	1	2	-	5	5	-	62	4	4
SOUTH CAROLINA.....	2,428	1,088	203	11	412	44	-	23	30	-	-	-	22	10	-	303	9	20
VIRGINIA EASTERN.....	2,845	556	78	12	67	44	-	44	44	8	14	3	23	16	59	103	30	67
VIRGINIA WESTERN.....	1,634	639	7	-	2	9	1	6	6	-	3	-	32	5	-	498	3	7
W. VIRGINIA NORTHERN.....	404	111	12	26	1	1	-	2	2	3	1	-	4	6	-	47	6	2
W. VIRGINIA SOUTHERN.....	1,213	613	26	15	2	9	-	3	21	2	-	-	256	9	-	247	11	12

CIRCUIT AND DISTRICT	UNITED STATES CASES																	
	TOTAL CIVIL CASES	TOTAL U.S. CIVIL	CON-TRACT	LAND CONDEMNATION	OTHER REAL PROP-ERTY	TORT ACTIONS	ANTI-TRUST	CIVIL RIGHTS	PRISONER PETITIONS				FORFEIT-URES AND PENAL-TIES	LABOR SUITS	NARA	SOCIAL SECURITY	TAX SUITS	ALL OTHER
									MOTIONS TO VACATE SENTENCE	HABEAS CORPUS	CIVIL RIGHTS	MAN-DAMUS AND OTHER						
FIFTH CIRCUIT....	36,136	13,011	1,134	5,776	792	468	1	311	351	370	114	139	540	315	12	1,493	566	629
ALABAMA NORTHERN.....	1,808	540	58	25	8	28	-	27	29	2	4	-	22	20	1	254	39	23
ALABAMA MIDDLE.....	722	146	39	4	16	8	-	10	12	10	-	-	6	9	-	24	8	9
ALABAMA SOUTHERN.....	763	128	26	-	6	9	-	4	16	-	-	-	1	9	-	43	8	3
FLORIDA NORTHERN.....	656	202	16	1	14	19	-	12	12	16	3	2	9	7	-	40	12	4
FLORIDA MIDDLE.....	2,788	924	130	21	238	41	-	18	35	87	5	1	51	54	-	121	67	55
FLORIDA SOUTHERN.....	8,098	6,088	63	5,425	103	52	-	22	45	17	3	3	106	43	-	81	44	81
GEORGIA NORTHERN.....	2,505	691	78	-	28	25	-	20	45	121	45	83	20	19	-	92	35	80
GEORGIA MIDDLE.....	678	174	22	1	10	17	-	15	13	-	1	-	4	12	-	54	9	16
GEORGIA SOUTHERN.....	739	180	42	2	13	10	-	10	1	2	-	-	12	7	-	57	10	14
LOUISIANA EASTERN.....	4,079	504	110	6	47	59	-	22	27	4	-	2	50	22	11	49	37	58
LOUISIANA MIDDLE.....	572	126	31	13	29	9	-	5	6	-	2	-	5	6	-	16	1	3
LOUISIANA WESTERN.....	1,552	407	56	24	121	27	-	8	12	2	1	1	7	12	-	103	9	24
MISSISSIPPI NORTHERN.....	705	242	37	97	31	5	-	5	3	-	-	-	4	2	-	47	3	-
MISSISSIPPI SOUTHERN.....	1,285	371	100	12	67	19	1	17	26	1	-	-	8	9	-	106	8	19
TEXAS NORTHERN.....	2,441	591	92	10	4	31	-	36	26	43	9	8	20	27	-	120	95	70
TEXAS EASTERN.....	1,580	421	75	90	3	11	-	13	5	20	10	11	12	10	-	124	8	29
TEXAS SOUTHERN.....	3,294	777	106	19	2	66	-	49	57	9	6	7	133	26	-	68	111	98
TEXAS WESTERN.....	1,307	474	49	26	4	27	-	26	1	36	25	17	64	20	-	74	71	34
CANAL ZONE.....	566	25	4	-	-	11	-	1	-	-	-	-	6	1	-	-	-	2
SIXTH CIRCUIT....	14,460	5,765	264	270	691	195	10	123	263	120	71	31	286	247	-	2,610	326	258
KENTUCKY EASTERN.....	1,296	688	9	25	23	9	-	5	27	58	50	8	31	13	-	595	13	22
KENTUCKY WESTERN.....	898	348	19	16	20	15	5	16	27	2	3	2	30	15	-	151	11	16
MICHIGAN EASTERN.....	3,531	1,108	45	1	35	46	-	25	68	27	9	7	41	75	-	608	47	56
MICHIGAN WESTERN.....	929	483	33	150	17	11	-	6	13	2	-	-	9	19	-	200	5	18
OHIO NORTHERN.....	2,782	1,027	17	39	313	43	3	27	35	4	2	-	25	36	-	302	124	57
OHIO SOUTHERN.....	2,477	1,053	42	2	265	27	1	23	35	6	4	1	24	43	-	480	67	33
TENNESSEE EASTERN.....	1,010	346	32	22	7	18	1	5	4	2	-	-	11	11	-	102	10	17
TENNESSEE MIDDLE.....	715	284	18	12	4	17	-	5	18	2	-	-	14	15	-	120	39	20
TENNESSEE WESTERN.....	822	228	50	3	7	9	-	11	16	17	1	12	1	20	-	52	10	19
SEVENTH CIRCUIT..	10,008	2,706	314	135	393	141	1	89	81	197	109	51	214	148	-	387	171	275
ILLINOIS NORTHERN.....	4,942	842	87	4	44	79	-	54	-	31	10	14	118	69	-	109	63	160
ILLINOIS EASTERN.....	914	403	29	5	3	9	-	6	23	79	43	19	45	13	-	43	6	15
ILLINOIS SOUTHERN.....	707	169	19	-	23	8	-	4	-	3	2	-	7	10	-	35	31	27
INDIANA NORTHERN.....	915	337	30	116	55	7	-	7	39	2	-	2	7	7	-	38	15	12
INDIANA SOUTHERN.....	1,253	432	62	5	74	18	-	2	7	54	29	14	15	20	-	89	17	26
WISCONSIN EASTERN.....																		

TABLE C 3. U.S. DISTRICT COURTS
CIVIL CASES COMMENCED, BY NATURE OF SUIT AND DISTRICT
FOR THE TWELVE MONTH PERIOD ENDED JUNE 30, 1978

CIRCUIT AND DISTRICT	PRIVATE CASES																
	TOTAL PRIVATE CIVIL	CONTRACT	REAL PROPERTY	FELA	MARINE PERSONAL INJURY	MOTOR VEHICLE PERSONAL INJURY	OTHER PERSONAL INJURY	OTHER TORT ACTIONS	ANTI-TRUST	CIVIL RIGHTS	COMMERCE	PRISONER PETITIONS			COPYRIGHT PATENT TRADEMARK	LABOR SUITS	ALL OTHER
												HABEAS CORPUS	CIVIL RIGHTS	MANDAMUS AND OTHER			
TOTAL ALL DISTRICTS	91,959	20,425	1,901	1,494	4,731	5,299	8,240	3,974	1,435	11,301	2,188	7,033	9,730	206	3,244	5,581	5,177
DISTRICT OF COLUMBIA	938	209	8	14	-	78	107	32	18	117	2	47	109	16	16	117	48
FIRST CIRCUIT....	5,452	643	745	73	223	156	411	131	43	446	1,363	116	329	10	153	177	233
MAINE.....	225	62	9	15	8	17	24	8	2	20	3	3	6	1	11	7	29
MASSACHUSETTS.....	2,910	411	9	56	128	76	197	42	23	239	1,316	46	50	1	103	100	115
NEW HAMPSHIRE.....	332	79	7	-	-	14	65	10	8	38	1	27	51	-	11	12	9
RHODE ISLAND.....	560	82	5	2	12	33	52	39	5	75	1	17	182	1	18	14	22
PUERTO RICO.....	1,425	209	715	-	77	16	73	32	5	74	42	23	40	7	10	44	58
SECOND CIRCUIT...	9,357	2,752	56	205	817	372	780	459	193	856	53	479	555	7	670	348	555
CONNECTICUT.....	1,211	144	6	10	6	48	115	251	27	202	7	69	141	5	69	36	75
NEW YORK NORTHERN.....	448	72	2	45	-	19	31	21	9	33	1	46	103	-	32	17	17
NEW YORK EASTERN.....	1,689	360	12	58	143	118	139	36	54	191	6	128	94	2	137	85	126
NEW YORK SOUTHERN.....	5,349	2,114	30	47	663	135	422	126	88	338	30	161	111	-	404	184	496
NEW YORK WESTERN.....	488	45	2	43	5	23	34	17	12	70	8	71	82	-	19	24	38
VERMONT.....	172	17	4	2	-	29	39	8	3	22	1	4	24	-	9	2	8
THIRD CIRCUIT....	8,737	1,940	104	333	393	887	1,104	288	177	892	63	393	715	5	282	562	599
DELAWARE.....	440	31	3	1	36	53	18	16	3	42	2	37	134	-	23	9	32
NEW JERSEY.....	2,088	589	9	12	32	201	257	55	34	246	5	113	154	-	124	148	89
PENNSYLVANIA EASTERN.....	3,776	871	31	292	300	397	526	107	114	382	49	113	159	-	87	200	149
PENNSYLVANIA MIDDLE.....	698	108	2	5	-	56	80	32	17	73	1	43	175	4	12	42	18
PENNSYLVANIA WESTERN.....	1,144	281	5	23	22	70	100	66	9	141	7	72	93	-	36	160	59
VIRGINIA ISLANDS.....	611	60	54	-	3	80	123	12	-	8	-	15	-	1	-	3	252
FOURTH CIRCUIT...	8,662	1,493	73	100	179	671	660	337	59	902	31	1,150	2,232	11	148	360	256
MARYLAND.....	1,623	333	3	31	37	111	107	33	17	240	10	206	347	-	28	73	47
NO. CAROLINA EASTERN.....	616	76	1	2	3	27	21	15	3	69	3	131	236	-	6	7	16
NO. CAROLINA MIDDLE.....	415	52	11	-	-	10	10	51	3	60	2	87	60	-	29	15	25
NO. CAROLINA WESTERN.....	491	86	2	-	-	17	21	45	1	91	3	73	82	-	18	20	32
SOUTH CAROLINA.....	1,340	341	12	1	11	254	226	87	10	120	2	83	123	1	14	19	36
VIRGINIA EASTERN.....	2,289	359	9	23	110	109	131	42	16	156	4	324	633	9	31	63	70
VIRGINIA WESTERN.....	935	112	6	15	1	68	44	21	7	85	-	150	424	1	12	38	10
W. VIRGINIA NORTHERN.....	293	29	7	1	5	18	23	8	-	15	3	54	103	-	2	21	5
W. VIRGINIA SOUTHERN.....	600	105	22	27	12	58	77	35	2	65	4	42	24	-	8	104	15

CIRCUIT AND DISTRICT	PRIVATE CASES																
	TOTAL PRIVATE CIVIL	CONTRACT	REAL PROPERTY	FELA	MARINE PERSONAL INJURY	MOTOR VEHICLE PERSONAL INJURY	OTHER PERSONAL INJURY	OTHER TORT ACTIONS	ANTI-TRUST	CIVIL RIGHTS	COMMERCE	PRISONER PETITIONS			COPYRIGHT PATENT TRADEMARK	LABOR SUITS	ALL OTHER
												HABEAS CORPUS	CIVIL RIGHTS	MANDAMUS AND OTHER			
FIFTH CIRCUIT....	23,127	5,284	346	140	2,627	1,193	1,871	1,388	312	2,586	196	2,027	2,578	59	463	825	1,232
ALABAMA NORTHERN.....	1,268	362	32	-	2	82	133	68	9	212	7	112	100	-	22	91	36
ALABAMA MIDDLE.....	575	106	9	-	2	36	28	7	4	69	-	167	114	-	4	10	21
ALABAMA SOUTHERN.....	695	136	16	1	43	43	38	21	4	49	-	72	163	-	5	11	33
FLORIDA NORTHERN.....	454	69	5	2	4	10	34	10	3	63	2	77	130	3	9	8	25
FLORIDA MIDDLE.....	1,864	289	17	4	31	26	68	69	20	165	3	279	686	-	50	84	73
FLORIDA SOUTHERN.....	2,010	800	16	-	79	20	99	39	36	152	57	198	121	1	88	176	123
GEORGIA NORTHERN.....	1,814	403	23	1	1	111	167	365	35	215	9	120	116	8	43	76	121
GEORGIA MIDDLE.....	504	97	5	3	1	93	34	56	1	81	-	33	41	-	7	14	38
GEORGIA SOUTHERN.....	559	114	7	1	17	81	72	59	5	51	5	39	71	7	6	10	14
LOUISIANA EASTERN.....	3,575	923	94	30	1,261	150	287	341	24	224	12	78	58	4	17	29	43
LOUISIANA MIDDLE.....	446	49	5	1	31	12	35	10	8	36	1	38	191	1	7	13	8
LOUISIANA WESTERN.....	1,145	144	24	11	427	89	89	49	5	124	3	63	21	1	19	46	30
MISSISSIPPI NORTHERN.....	463	132	3	3	18	70	51	30	3	58	3	14	51	-	9	8	10
MISSISSIPPI SOUTHERN.....	914	255	27	3	29	115	140	68	7	165	4	14	11	2	15	25	34
TEXAS NORTHERN.....	1,850	497	18	17	3	70	171	57	55	288	12	229	127	2	80	102	122
TEXAS EASTERN.....	1,159	147	13	40	284	82	250	21	10	107	1	91	67	5	7	19	15
TEXAS SOUTHERN.....	2,517	530	29	15	329	51	105	99	64	379	74	255	360	16	51	69	91
TEXAS WESTERN.....	833	134	4	8	1	40	62	17	19	146	3	147	150	8	24	22	48
CANAL ZONE.....	541	97	-	-	64	12	8	2	-	-	-	1	-	1	-	12	342
SIXTH CIRCUIT....	8,695	1,663	79	170	89	514	903	281	90	1,468	124	837	926	26	232	904	389
KENTUCKY EASTERN.....	408	109	12	-	4	42	72	10	4	41	4	35	26	-	3	37	9
KENTUCKY WESTERN.....	550	99	3	2	9	34	28	50	8	73	41	47	77	-	13	33	33
MICHIGAN EASTERN.....	2,423	603	20	36	12	115	306	37	28	341	30	158	212	9	90	316	110
MICHIGAN WESTERN.....	446	55	4	7	1	19	48	12	6	65	4	46	112	-	12	29	26
OHIO NORTHERN.....	1,755	287	9	100	41	91	146	77	20	414	17	141	53	4	47	236	72
OHIO SOUTHERN.....	1,424	186	7	19	13	52	44	40	13	243	7	223	314	1	37	159	66
TENNESSEE EASTERN.....	664	125	11	6	2	80	153	14	-	87	2	76	50	5	5	31	17
TENNESSEE MIDDLE.....	431	79	10	-	1	36	56	25	7	64	8	39	36	1	15	27	27
TENNESSEE WESTERN.....	594	120	3	-	6	45	50	16	4	140	11	72	46	6	10	36	29
SEVENTH CIRCUIT..	7,302	1,524	195	96	68	404	501	271	131	1,163	128	439	773	22	328	905	354
ILLINOIS NORTHERN.....	4,160	998	132	40	43	110	166	107	87	685	81	223	377	9	230	615	197
ILLINOIS EASTERN.....	511	51	10	1	5	37	52	7	7	40	2	75	148	7	8	49	12
ILLINOIS SOUTHERN.....	538	73	2	8	7	45	58	73	7	46	32	19	65	-	8	57	38
INDIANA NORTHERN.....	578	90	19	6	2	84	77	21	9	109	4	28	50	-	15	37	27
INDIANA SOUTHERN.....	821	185	28	39	6	89	97	45	8	126	3	16	29	3	27	77	43
WISCONSIN EASTERN.....	493	93	2	2	5	26	33	12	12	115	5	42	37	2	28	57	22
WISCONSIN WESTERN.....	261	34	2	-	-	13	18	6	1	42	1	36	67	1	12	13	15

TABLE C 3. U.S. DISTRICT COURTS
CIVIL CASES COMMENCED, BY NATURE OF SUIT AND DISTRICT
FOR THE TWELVE MONTH PERIOD ENDED JUNE 30, 1978

CIRCUIT AND DISTRICT	UNITED STATES CASES																	
	TOTAL CIVIL CASES	TOTAL U.S. CIVIL	CONTRACT	LAND CONDEMNATION	OTHER REAL PROPERTY	TORT ACTIONS	ANTI-TRUST	CIVIL RIGHTS	PRISONER PETITIONS				FORFEITURES AND PENALTIES	LABOR SUITS	NARA	SOCIAL SECURITY	TAX SUITS	ALL OTHER
									MOTIONS TO VACATE SENTENCE	HABEAS CORPUS	CIVIL RIGHTS	MANDAMUS AND OTHER						
EIGHTH CIRCUIT...	7,968	2,848	443	251	308	141	-	79	128	128	57	216	155	111	2	408	192	229
ARKANSAS EASTERN...	888	288	34	12	118	13	-	9	11	-	-	-	13	5	-	48	11	14
ARKANSAS WESTERN...	479	160	22	9	45	2	-	2	5	-	-	-	13	7	-	35	8	12
IOWA NORTHERN...	297	98	24	-	11	1	-	-	12	-	-	1	5	4	-	17	13	10
IOWA SOUTHERN...	594	185	40	13	16	9	-	7	4	1	2	-	8	12	-	25	26	22
MINNESOTA...	1,142	461	91	26	11	39	-	13	17	31	13	1	30	16	-	96	34	43
MISSOURI EASTERN...	1,498	356	87	14	7	15	-	17	30	4	4	1	27	22	-	87	12	29
MISSOURI WESTERN...	1,753	846	62	153	13	30	-	15	32	87	38	211	19	29	2	66	37	52
NEBRASKA...	788	225	46	7	45	11	-	7	9	2	-	1	18	14	-	21	20	24
NORTH DAKOTA...	269	131	27	13	30	10	-	5	2	-	-	-	7	1	-	2	27	7
SOUTH DAKOTA...	300	98	10	4	12	11	-	4	6	3	-	1	15	1	-	11	4	16
NINTH CIRCUIT...	16,385	6,494	1,266	221	363	642	6	259	254	350	44	30	559	311	-	889	525	775
ALASKA...	378	136	14	4	16	29	1	7	3	1	1	1	18	7	-	1	9	24
ARIZONA...	1,315	510	59	22	66	42	-	18	43	8	4	-	36	34	-	81	66	41
CALIFORNIA NORTHERN...	3,082	1,001	261	19	18	124	1	50	21	18	3	-	50	64	-	212	69	91
CALIFORNIA EASTERN...	968	427	74	25	19	39	-	13	16	3	4	1	23	42	-	85	24	59
CALIFORNIA CENTRAL...	4,865	2,074	508	8	15	190	2	72	78	196	12	9	254	93	-	273	151	213
CALIFORNIA SOUTHERN...	832	428	111	8	7	51	-	26	36	16	1	2	71	8	-	27	24	40
HAWAII...	535	145	8	-	5	24	-	20	6	9	-	2	11	6	-	13	27	14
IDAHO...	463	265	40	31	66	13	-	2	-	2	1	-	8	4	-	15	57	26
MONTANA...	412	134	16	11	19	9	-	6	-	-	-	-	1	9	-	11	31	16
NEVADA...	479	122	10	-	11	12	1	6	9	7	-	-	4	11	-	10	11	30
OREGON...	1,197	353	61	21	20	28	-	7	21	2	1	-	10	18	-	98	30	36
WASHINGTON EASTERN...	374	155	33	24	28	7	-	3	7	5	2	2	2	2	-	24	9	7
WASHINGTON WESTERN...	1,191	563	70	9	72	66	1	25	14	83	15	12	60	15	-	38	25	58
GUAM...	268	181	1	39	1	8	-	4	-	-	-	-	3	2	-	1	2	120
NORTHERN MARIANAS...	26	-	-	-	-	-	-	-	-	-	-	-	-	-	-	-	-	-
TENTH CIRCUIT...	6,701	2,023	304	97	264	107	2	86	138	145	28	85	93	82	-	205	186	201
COLORADO...	1,282	326	37	3	3	32	-	34	16	3	1	10	27	19	-	29	73	39
KANSAS...	1,431	513	102	25	50	14	2	7	39	74	8	66	13	25	-	28	21	39
NEW MEXICO...	947	236	18	5	44	19	-	17	18	3	4	2	20	9	-	44	7	26
OKLAHOMA NORTHERN...	577	194	18	39	53	4	-	3	22	-	-	-	4	4	-	12	23	12
OKLAHOMA EASTERN...	434	134	28	6	34	5	-	-	5	1	-	1	4	3	-	36	5	6
OKLAHOMA WESTERN...	1,250	374	59	12	60	11	-	17	25	64	13	6	8	7	-	35	17	40
UTAH...	540	173	30	4	9	15	-	7	11	-	-	-	13	12	-	19	31	22
WYOMING...	240	73	12	3	11	7	-	1	2	-	-	-	4	3	-	2	9	17

TABLE C 3. U.S. DISTRICT COURTS
CIVIL CASES COMMENCED, BY NATURE OF SUIT AND DISTRICT
FOR THE TWELVE MONTH PERIOD ENDED JUNE 30, 1978

CIRCUIT AND DISTRICT	PRIVATE CASES														PRISONER PETITIONS			COPYRIGHT PATENT TRADEMARK	LABOR SUITS	ALL OTHER
	TOTAL PRIVATE CIVIL	CONTRACT	REAL PROPERTY	FELA	MARINE PERSONAL INJURY	MOTOR VEHICLE PERSONAL INJURY	OTHER PERSONAL INJURY	OTHER TORT ACTIONS	ANTI-TRUST	CIVIL RIGHTS	COMMERCE	HABEAS CORPUS	CIVIL RIGHTS	MAN-DAMUS AND OTHER						
EIGHTH CIRCUIT...	5,120	1,057	70	129	32	421	598	234	94	724	85	401	545	15	161	315	239			
ARKANSAS EASTERN....	600	92	5	1	-	54	73	19	4	142	3	60	84	-	6	20	85			
ARKANSAS WESTERN....	319	86	13	2	-	43	65	20	5	37	2	18	10	-	2	8	8			
IOWA NORTHERN.....	193	46	-	1	-	19	34	6	1	25	11	8	14	-	10	16	6			
IOWA SOUTHERN.....	369	52	5	14	3	39	43	8	5	32	9	26	79	-	19	17	18			
MINNESOTA.....	681	152	7	35	9	38	93	34	28	83	7	19	25	2	54	50	45			
MISSOURI EASTERN....	1,142	262	14	7	12	105	123	74	19	171	11	101	52	3	31	113	44			
MISSOURI WESTERN....	907	132	13	13	6	38	71	22	23	125	28	105	227	7	8	50	40			
NEBRASKA.....	563	112	4	40	1	57	57	35	7	62	14	41	50	-	20	36	27			
NORTH DAKOTA.....	138	53	1	12	-	9	22	6	-	13	-	4	2	-	7	4	5			
SOUTH DAKOTA.....	202	70	8	4	-	19	17	10	2	34	-	19	2	1	4	1	11			
NINTH CIRCUIT....	9,891	2,494	121	184	300	263	710	360	247	1,512	80	781	556	13	695	842	732			
ALASKA.....	242	74	6	1	5	4	23	13	5	24	8	2	5	-	1	58	13			
ARIZONA.....	805	180	7	7	-	41	55	19	22	129	4	96	115	-	37	30	63			
CALIFORNIA NORTHERN..	2,081	464	18	3	125	34	122	62	71	426	8	154	78	1	125	218	172			
CALIFORNIA EASTERN..	541	119	8	3	4	14	25	10	11	92	1	84	70	-	19	60	21			
CALIFORNIA CENTRAL..	2,791	670	27	97	60	47	225	76	69	397	38	229	43	1	388	228	196			
CALIFORNIA SOUTHERN..	404	106	4	1	17	8	21	12	10	70	3	27	7	-	32	26	60			
HAWAII.....	390	123	6	-	13	31	33	28	20	38	1	7	-	-	8	42	40			
IDAHO.....	198	68	2	8	-	14	20	16	6	24	5	7	13	-	7	2	6			
MONTANA.....	278	67	8	47	1	22	25	11	1	29	2	12	6	-	6	23	18			
NEVADA.....	357	71	3	3	1	16	43	9	2	50	1	59	54	-	8	17	20			
OREGON.....	844	224	12	1	33	22	66	72	8	130	5	42	102	6	19	65	37			
WASHINGTON EASTERN..	219	40	2	3	2	6	11	11	5	21	1	33	48	2	5	16	13			
WASHINGTON WESTERN..	528	238	10	10	38	3	40	19	15	70	3	29	15	1	40	56	32			
GUAM.....	67	39	4	-	-	1	-	-	1	2	-	-	-	2	1	1	35			
NORTHERN MARIANAS...	26	11	4	-	-	-	1	-	2	1	-	-	-	-	-	-	6			
TENTH CIRCUIT....	4,678	1,166	104	50	3	340	595	193	71	635	63	363	412	22	95	226	340			
COLORADO.....	956	220	7	14	-	34	92	13	25	195	27	53	106	6	38	70	56			
KANSAS.....	918	201	12	4	-	47	203	23	10	103	20	28	66	12	9	40	140			
NEW MEXICO.....	711	133	18	5	-	56	66	57	6	117	4	68	92	2	6	23	58			
OKLAHOMA NORTHERN..	383	118	10	2	1	30	38	23	4	49	2	42	20	-	5	22	17			
OKLAHOMA EASTERN....	300	60	19	2	-	48	22	12	3	16	3	35	68	-	2	10	2			
OKLAHOMA WESTERN....	876	289	22	2	1	72	121	49	5	87	4	109	45	2	13	31	24			
UTAH.....	367	98	9	19	-	35	24	9	15	51	2	22	-	-	18	26	38			
WYOMING.....	167	47	7	2	-	15	29	7	3	17	1	8	15	-	4	4	5			

1 CIVIL COMMITMENT UNDER THE NARCOTIC ADDICT REHABILITATION ACT OF 1966, PUBLIC LAW 89-793 APPROVED NOVEMBER 8, 1966.

2 FEDERAL EMPLOYERS' LIABILITY ACT, 45 USC 51.

TABLE C 3. U.S. DISTRICT COURTS
CIVIL CASES COMMENCED, BY NATURE OF SUIT AND DISTRICT
FOR THE TWELVE MONTH PERIOD ENDED JUNE 30, 1979

CIRCUIT AND DISTRICT	UNITED STATES CASES																		
	TOTAL CIVIL CASES	TOTAL U.S. CIVIL	CONTRACT	LAND CONDEMNATION	OTHER REAL PROPERTY	TORT ACTIONS	ANTI-TRUST	CIVIL RIGHTS	PRISONER PETITIONS				FORFEITURES AND PENALTIES	LABOR SUITS	NARA	SOCIAL SECURITY	TAX SUITS	ALL OTHER	
									MOTIONS TO VACATE SENTENCE	HABEAS CORPUS	CIVIL RIGHTS	MAN-DAMUS AND OTHER							
TOTAL ALL DISTRICTS..	154,666	55,840	14,570	5,450	3,876	3,414	50	1,510	1,907	1,577	588	427	2,779	2,018	8	9,942	3,508	4,216	
DISTRICT OF COLUMBIA.	3,121	1,974	217	3	4	500	3	202	49	47	60	38	10	39	-	79	20	703	
FIRST CIRCUIT.....	7,398	2,330	447	5	153	112	4	65	26	16	2	2	130	235	-	821	109	203	
MAINE.....	405	174	43	-	39	3	-	6	-	-	-	-	15	20	-	23	5	20	
MASSACHUSETTS.....	2,758	772	144	4	17	59	3	34	18	12	1	2	59	80	-	154	57	128	
NEW HAMPSHIRE.....	484	137	2	1	29	9	-	4	-	1	-	-	4	27	-	47	4	9	
RHODE ISLAND.....	757	197	21	-	2	19	1	10	2	2	1	-	3	15	-	67	38	16	
PUERTO RICO.....	2,992	1,050	237	-	66	22	-	11	6	1	-	-	49	93	-	530	5	30	
SECOND CIRCUIT.....	14,050	3,812	825	10	161	317	6	132	158	187	48	19	362	222	-	768	179	418	
CONNECTICUT.....	1,834	616	93	3	16	41	1	14	23	121	30	8	28	22	-	100	50	66	
NEW YORK NORTHERN.....	812	216	31	-	27	16	1	6	1	-	1	-	28	22	-	55	12	16	
NEW YORK EASTERN.....	3,147	1,265	340	7	30	122	1	33	65	17	5	5	138	84	-	288	33	97	
NEW YORK SOUTHERN.....	6,896	1,133	185	-	21	99	3	66	53	47	12	2	125	57	-	227	57	179	
NEW YORK WESTERN.....	1,069	459	155	-	44	30	-	10	15	1	-	2	40	19	-	68	22	54	
VERMONT.....	292	123	21	-	23	9	-	3	2	1	-	2	3	18	-	30	5	6	
THIRD CIRCUIT.....	13,286	3,829	860	10	216	315	8	79	189	187	88	66	170	201	-	654	476	310	
DELAWARE.....	604	192	57	-	16	30	-	3	6	-	1	-	10	9	-	9	23	28	
NEW JERSEY.....	3,785	1,089	448	-	96	111	3	27	59	5	-	10	83	47	-	187	195	118	
PENNSYLVANIA EASTERN.....	4,793	832	79	4	34	97	3	28	66	6	5	1	33	59	-	183	157	83	
PENNSYLVANIA MIDDLE.....	1,555	813	169	4	31	26	1	8	11	170	81	55	22	38	-	118	51	28	
PENNSYLVANIA WESTERN.....	1,910	587	111	2	35	48	1	13	47	6	1	-	17	46	-	157	50	53	
VIRGIN ISLANDS.....	639	16	2	-	4	3	-	-	-	-	-	-	5	2	-	-	-	-	
FOURTH CIRCUIT.....	14,561	5,259	1,464	229	437	211	1	120	188	37	34	6	581	165	6	1,265	264	251	
MARYLAND.....	2,688	823	158	54	72	50	-	21	51	1	3	1	34	30	-	147	138	63	
NO. CAROLINA EASTERN.....	1,399	594	320	57	9	13	-	13	17	16	10	-	19	27	-	50	19	24	
NO. CAROLINA MIDDLE.....	836	373	244	8	6	3	-	4	13	-	1	-	5	7	-	51	14	17	
NO. CAROLINA WESTERN.....	774	297	170	3	2	5	-	3	13	3	1	1	10	6	-	66	10	4	
SOUTH CAROLINA.....	2,343	1,064	263	22	325	38	1	12	29	3	2	-	12	12	-	302	12	31	
VIRGINIA EASTERN.....	3,120	649	192	7	16	73	-	49	44	10	14	2	23	29	6	81	44	59	
VIRGINIA WESTERN.....	1,683	678	69	5	2	23	-	13	4	1	3	-	121	10	-	387	12	28	
W. VIRGINIA NORTHERN.....	1,475	152	16	55	2	2	-	4	3	-	-	-	6	16	-	35	7	6	
W. VIRGINIA SOUTHERN.....	1,243	629	32	18	3	4	-	1	14	3	-	2	351	28	-	146	8	19	
FIFTH CIRCUIT.....	38,193	13,210	2,745	3,937	1,127	594	2	284	433	262	70	92	515	281	2	1,574	663	629	
ALABAMA NORTHERN.....	1,688	475	74	11	6	28	-	14	35	3	1	-	25	23	-	204	26	25	
ALABAMA MIDDLE.....	1,000	244	137	5	3	15	-	8	12	11	1	-	2	2	-	28	4	16	
ALABAMA SOUTHERN.....	759	142	43	-	6	7	-	6	6	2	-	1	6	14	-	35	10	6	
FLORIDA NORTHERN.....	832	292	58	11	87	23	-	5	14	18	6	5	5	9	-	32	11	8	
FLORIDA MIDDLE.....	3,336	1,339	506	2	336	56	1	17	22	5	4	2	69	41	-	117	98	63	
FLORIDA SOUTHERN.....	6,904	4,586	236	3,682	76	63	-	33	42	36	10	2	172	40	-	66	36	92	
GEORGIA NORTHERN.....	2,775	715	46	1	88	65	-	32	46	81	19	59	17	15	-	136	36	74	
GEORGIA MIDDLE.....	828	263	42	10	66	10	-	12	10	-	-	-	7	9	-	54	13	29	
GEORGIA SOUTHERN.....	1,009	345	160	4	45	15	-	4	6	-	-	-	9	8	-	66	7	21	
LOUISIANA EASTERN.....	4,685	741	355	11	53	64	1	18	24	2	2	1	25	14	2	12	2	9	
LOUISIANA MIDDLE.....	598	103	48	2	10	5	-	2	4	-	1	-	6	2	-	126	23	28	
LOUISIANA WESTERN.....	1,810	495	112	22	124	18	-	14	14	-	-	-	9	5	-	40	5	7	
MISSISSIPPI NORTHERN.....	880	336	106	63	98	5	-	1	7	-	-	-	2	2	-	64	59	45	
MISSISSIPPI SOUTHERN.....	1,554	636	261	2	108	88	-	10	46	37	9	1	10	16	-	105	8	20	
TEXAS NORTHERN.....	2,579	625	120	22	7	36	-	27	7	26	12	4	19	15	-	137	88	61	
TEXAS EASTERN.....	1,528	425	106	63	2	17	-	10	7	26	12	4	5	10	-	141	9	13	
TEXAS SOUTHERN.....	3,570	871	287	6	6	27	-	37	59	13	1	4	82	34	-	96	143	76	
TEXAS WESTERN.....	1,323	550	42	20	6	42	-	34	74	25	4	11	38	21	-	115	85	33	
CANAL ZONE.....	535	27	6	-	-	10	-	-	-	1	-	-	7	1	-	-	-	2	

TABLE C-3. U.S. DISTRICT COURTS
CIVIL CASES COMMENCED, BY NATURE OF SUIT AND DISTRICT
FOR THE TWELVE MONTH PERIOD ENDED JUNE 30, 1979

CIRCUIT AND DISTRICT	PRIVATE CASES																
	TOTAL PRIVATE CIVIL	CON-TRACT	REAL PROP-ERTY	FELA	MARINE PERSONAL INJURY	MOTOR VEHICLE PERSONAL INJURY	OTHER PERSONAL INJURY	OTHER TORT ACTIONS	ANTI-TRUST	CIVIL RIGHTS	COM-MERCE	PRISONER PETITIONS			COPYRIGHT PATENT TRADEMARK	LABOR SUITS	ALL OTHER
												HABEAS CORPUS	CIVIL RIGHTS	MAN-DANUS AND OTHER			
TOTAL ALL DISTRICTS..	98,828	22,328	2,550	1,540	4,745	5,466	9,225	4,511	1,234	11,658	1,294	7,123	11,195	184	3,353	6,386	6,034
DISTRICT OF COLUMBIA.	1,147	298	13	9	5	59	44	45	13	214	6	34	40	3	22	184	58
FIRST CIRCUIT.....	5,066	916	1,189	51	173	176	431	99	44	609	399	150	216	4	159	243	207
MAINE.....	231	76	2	12	4	19	26	10	3	28	-	14	7	-	11	7	12
MASSACHUSETTS.....	1,986	424	5	39	118	75	205	37	21	205	358	69	63	2	96	156	113
NEW HAMPSHIRE.....	347	95	6	-	-	43	66	11	3	35	1	22	28	-	18	5	14
RHODE ISLAND.....	560	101	3	-	13	22	43	35	8	169	2	21	57	-	20	36	30
PUERTO RICO.....	1,942	220	1,173	-	38	17	91	6	9	172	38	24	61	2	14	39	38
SECOND CIRCUIT....	10,238	3,046	41	238	831	340	741	420	168	967	50	595	897	5	768	441	690
CONNECTICUT.....	1,218	188	5	37	5	39	132	209	13	184	5	55	176	1	54	48	87
NEW YORK NORTHERN.....	596	87	5	50	2	15	28	26	12	54	1	59	153	-	40	43	21
NEW YORK EASTERN.....	1,882	363	11	62	105	127	210	32	45	242	2	157	120	2	159	121	124
NEW YORK SOUTHERN.....	5,763	2,324	11	61	713	122	302	132	88	376	30	232	279	1	483	191	418
NEW YORK WESTERN.....	610	53	4	28	6	14	45	17	5	85	12	85	144	-	23	38	51
VERMONT.....	169	31	5	-	-	23	24	4	5	26	-	7	25	1	9	-	9
THIRD CIRCUIT.....	9,457	2,092	114	347	312	935	1,101	302	186	898	125	455	814	16	774	725	761
DELAWARE.....	412	48	1	1	17	45	28	6	4	32	-	30	121	3	29	16	31
NEW JERSEY.....	2,396	562	16	13	33	257	289	37	38	318	78	139	222	2	140	119	133
PENNSYLVANIA EASTERN.....	3,961	979	31	303	237	423	465	141	111	350	34	138	170	1	68	300	210
PENNSYLVANIA MIDDLE.....	742	121	11	6	-	82	84	25	8	71	4	75	150	8	9	44	44
PENNSYLVANIA WESTERN.....	1,323	328	8	24	22	76	112	63	25	122	9	63	180	-	27	245	49
VIRGINIA ISLANDS.....	623	54	47	-	3	52	123	30	-	5	-	10	1	2	1	1	294
FOURTH CIRCUIT....	9,302	1,636	76	110	230	646	726	363	57	853	30	1,133	2,571	12	147	456	258
MARYLAND.....	1,865	375	7	34	40	102	116	36	21	215	7	202	511	-	35	91	73
NO. CAROLINA EASTERN.....	805	91	3	-	9	24	14	10	1	64	5	143	398	-	12	21	10
NO. CAROLINA MIDDLE.....	463	52	2	-	-	9	28	55	4	59	3	86	91	1	10	37	26
NO. CAROLINA WESTERN.....	477	106	2	-	-	27	30	26	1	67	-	95	64	-	20	19	15
SOUTH CAROLINA.....	1,279	353	14	-	12	220	245	63	13	107	5	51	83	1	27	37	28
VIRGINIA EASTERN.....	2,471	361	14	19	154	110	129	71	13	175	6	339	923	10	28	51	68
VIRGINIA WESTERN.....	1,005	134	9	20	5	82	65	32	3	89	-	139	361	-	9	46	16
W. VIRGINIA NORTHERN.....	323	45	8	5	-	13	21	3	-	23	-	48	104	-	3	41	7
W. VIRGINIA SOUTHERN.....	614	119	17	27	15	59	78	47	1	54	4	30	36	-	3	111	13
FIFTH CIRCUIT.....	24,983	5,849	478	143	2,701	1,239	1,999	1,795	204	2,515	196	2,076	2,894	46	511	945	1,392
ALABAMA NORTHERN.....	1,213	351	32	3	3	108	101	55	10	167	11	90	106	-	14	123	39
ALABAMA MIDDLE.....	756	104	127	-	-	38	36	12	3	55	2	122	224	1	1	11	20
ALABAMA SOUTHERN.....	617	142	28	2	50	34	53	33	5	43	1	46	135	-	6	17	22
FLORIDA NORTHERN.....	540	72	3	-	10	7	22	10	4	65	3	78	217	2	15	13	19
FLORIDA MIDDLE.....	1,997	325	7	6	39	35	74	62	15	208	1	310	705	2	56	84	68
FLORIDA SOUTHERN.....	2,318	989	19	-	70	21	65	59	28	167	60	238	121	1	144	185	151
GEORGIA NORTHERN.....	2,060	473	15	6	-	154	156	567	15	212	9	104	71	13	39	80	146
GEORGIA MIDDLE.....	565	102	8	1	-	68	39	100	1	84	-	57	37	1	3	16	47
GEORGIA SOUTHERN.....	664	129	14	-	13	58	68	73	3	58	1	69	133	3	4	21	17
LOUISIANA NORTHERN.....	3,944	961	101	32	1,346	161	292	379	19	215	7	126	133	4	29	55	84
LOUISIANA MIDDLE.....	495	41	10	2	31	22	39	11	3	34	-	55	209	1	4	14	19
LOUISIANA WESTERN.....	1,315	189	23	12	460	87	152	77	3	111	4	76	26	-	17	32	46
MISSISSIPPI NORTHERN.....	544	173	15	1	12	70	55	32	3	91	3	20	36	-	4	16	13
MISSISSIPPI SOUTHERN.....	916	284	20	4	42	109	150	93	5	135	2	14	6	-	8	22	24
TEXAS NORTHERN.....	1,954	538	20	17	5	77	205	75	5	34	268	254	140	3	65	94	145
TEXAS EASTERN.....	1,103	120	9	36	231	87	297	35	5	112	6	54	51	1	6	24	29
TEXAS SOUTHERN.....	2,699	656	19	7	306	47	124	102	39	353	64	233	431	12	88	107	121
TEXAS WESTERN.....	773	124	8	14	1	41	58	19	9	142	3	125	113	2	28	27	59
CANAL ZONE.....	508	66	-	-	81	15	13	1	-	-	-	5	-	-	-	4	323

TABLE C 3. U.S. DISTRICT COURTS
CIVIL CASES COMMENCED, BY NATURE OF SUIT AND DISTRICT
FOR THE TWELVE MONTH PERIOD ENDED JUNE 30, 1979

CIRCUIT AND DISTRICT	UNITED STATES CASES																		
	TOTAL CIVIL CASES	TOTAL U.S. CIVIL	CONTRACT	LAND CONDEMNATION	OTHER REAL PROPERTY	TORT ACTIONS	ANTI-TRUST	CIVIL RIGHTS	PRISONER PETITIONS				FORFEITURES AND PENALTIES	LABOR SUITS	NARA	SOCIAL SECURITY	TAX SUITS	ALL OTHER	
									MOTIONS TO VACATE SENTENCE	HABEAS CORPUS	CIVIL RIGHTS	MANDAMUS AND OTHER							
SIXTH CIRCUIT.....	6,542	7,109	1,797	188	678	225	6	129	223	124	77	32	176	282	-	2,549	305	318	
KENTUCKY EASTERN.....	1,082	711	136	22	23	6	-	6	29	25	28	7	21	12	-	355	4	37	
KENTUCKY WESTERN.....	982	343	66	24	16	13	-	4	16	2	-	-	7	17	-	151	6	21	
MICHIGAN EASTERN.....	4,930	2,242	985	-	18	50	1	25	76	16	6	2	45	92	-	809	51	66	
MICHIGAN WESTERN.....	945	426	119	23	8	13	-	6	7	1	3	-	7	23	-	198	6	12	
OHIO NORTHERN.....	3,077	1,225	126	58	323	54	4	31	29	4	1	2	22	49	-	319	125	78	
OHIO SOUTHERN.....	2,652	1,131	169	5	276	28	1	25	25	4	5	3	17	32	-	448	55	38	
TENNESSEE EASTERN.....	1,106	336	26	18	7	27	-	6	13	1	4	1	44	18	-	121	24	26	
TENNESSEE MIDDLE.....	761	236	52	36	2	15	-	4	13	1	1	1	8	13	-	106	16	20	
TENNESSEE WESTERN.....	1,007	407	118	2	5	19	-	22	15	70	29	16	5	26	-	42	18	20	
SEVENTH CIRCUIT...	11,352	3,249	855	86	302	174	10	92	82	188	114	51	160	115	-	488	283	249	
ILLINOIS NORTHERN.....	5,368	901	60	-	45	87	9	58	28	38	8	19	93	53	-	181	58	164	
ILLINOIS CENTRAL.....	886	413	166	-	21	13	-	5	8	58	43	11	12	3	-	44	17	12	
ILLINOIS SOUTHERN.....	805	243	60	8	25	13	-	8	2	17	8	1	6	12	-	45	29	9	
INDIANA NORTHERN.....	1,219	509	174	73	62	14	1	3	24	-	6	2	18	14	-	77	22	19	
INDIANA SOUTHERN.....	1,564	622	243	2	62	29	-	8	11	56	28	14	17	11	-	98	26	17	
WISCONSIN EASTERN.....	945	365	110	-	30	14	-	6	9	3	2	-	13	13	-	26	119	20	
WISCONSIN WESTERN.....	565	196	42	3	57	4	-	4	-	16	19	4	1	9	-	17	12	8	
EIGHTH CIRCUIT....	9,217	3,762	1,529	219	263	136	2	78	137	120	25	56	111	101	-	508	289	188	
ARKANSAS EASTERN.....	1,166	406	165	6	91	11	-	8	11	-	3	-	7	8	-	78	8	10	
ARKANSAS WESTERN.....	536	239	76	15	42	3	-	4	-	-	-	-	20	4	-	56	9	10	
IOWA NORTHERN.....	349	139	47	-	20	10	-	4	8	3	-	-	7	7	-	21	7	9	
IOWA SOUTHERN.....	691	314	136	17	17	6	-	5	12	-	1	-	6	7	-	34	64	9	
MINNESOTA.....	1,326	598	274	10	9	30	1	14	22	15	2	4	27	12	-	75	68	35	
MISSOURI EASTERN.....	1,751	539	230	11	9	23	-	12	30	4	3	1	11	32	-	106	35	32	
MISSOURI WESTERN.....	1,805	918	334	134	7	21	1	19	17	96	15	48	19	21	-	95	45	46	
NEBRASKA.....	876	278	128	6	34	11	-	6	19	-	-	-	6	10	-	22	19	17	
NORTH DAKOTA.....	348	196	82	19	22	13	-	4	7	1	-	-	1	-	-	8	31	8	
SOUTH DAKOTA.....	369	135	57	1	12	8	-	6	11	1	1	3	7	-	-	13	3	12	
NINTH CIRCUIT.....	18,941	8,141	2,712	536	289	723	6	237	281	250	22	11	462	319	-	1,029	577	687	
ALASKA.....	457	158	20	-	14	26	-	9	1	1	-	-	30	9	-	4	18	26	
ARIZONA.....	1,357	610	171	12	36	50	-	11	59	12	1	2	21	44	-	84	68	39	
CALIFORNIA NORTHERN.....	3,169	1,237	443	20	12	144	3	44	1	17	-	1	42	70	-	261	87	92	
CALIFORNIA EASTERN.....	1,091	549	163	26	22	62	1	16	25	1	5	1	27	33	-	89	42	36	
CALIFORNIA CENTRAL.....	5,222	2,004	525	6	12	200	1	59	89	167	7	4	189	74	-	308	142	221	
CALIFORNIA SOUTHERN.....	1,498	1,037	542	217	3	61	-	14	39	11	2	-	40	10	-	45	27	26	
HAWAII.....	577	115	12	1	7	29	-	12	1	3	-	-	13	4	-	8	7	18	
IDAHO.....	655	388	147	21	49	48	-	7	2	1	1	-	10	6	-	28	41	27	
MONTANA.....	471	180	67	10	23	12	-	5	5	-	-	-	4	3	-	19	19	13	
NEVADA.....	548	153	14	3	10	9	-	9	10	5	1	1	10	15	-	10	18	38	
OREGON.....	1,327	412	94	42	18	36	-	13	17	2	1	-	15	10	-	103	34	27	
WASHINGTON EASTERN.....	428	217	102	18	15	12	-	1	7	8	1	-	4	8	-	29	7	5	
WASHINGTON WESTERN.....	1,714	824	405	8	58	30	1	36	25	21	2	2	52	28	-	41	67	48	
GUAM.....	343	256	6	152	10	4	-	1	-	1	1	-	5	5	-	-	-	71	
NORTHERN MARIANAS.....	84	1	1	-	-	-	-	-	-	-	-	-	-	-	-	-	-	-	
TENTH CIRCUIT.....	8,007	3,165	1,119	227	246	107	2	92	141	159	48	54	102	58	-	207	343	260	
COLORADO.....	1,569	538	131	11	6	36	-	27	13	26	7	1	26	12	-	29	151	62	
KANSAS.....	1,509	662	297	14	46	13	-	10	44	64	8	44	11	21	-	29	29	34	
NEW MEXICO.....	1,067	314	96	4	35	14	-	21	32	6	1	-	24	3	-	36	12	30	
OKLAHOMA NORTHERN.....	790	374	53	158	41	5	-	6	16	7	-	-	1	7	-	34	32	21	
OKLAHOMA EASTERN.....	444	188	77	19	33	4	-	2	7	1	1	-	2	2	-	28	5	7	
OKLAHOMA WESTERN.....	1,465	574	216	20	59	12	2	18	15	60	28	9	25	7	-	35	22	46	
UTAH.....	780	368	208	-	12	19	-	7	9	2	2	-	9	5	-	17	41	37	
WYOMING.....	383	147	41	1	14	4	-	1	5	-	1	-	4	1	-	1	51	23	

TABLE C 3. U.S. DISTRICT COURTS
CIVIL CASES COMMENCED, BY NATURE OF SUIT AND DISTRICT
FOR THE TWELVE MONTH PERIOD ENDED JUNE 30, 1979

CIRCUIT AND DISTRICT	TOTAL PRIVATE CIVIL	PRIVATE CASES											PRISONER PETITIONS			COPYRIGHT PATENT TRADEMARK	LABOR SUITS	ALL OTHER
		CONTRACT	REAL PROPERTY	FELA	MARINE PERSONAL INJURY	MOTOR VEHICLE PERSONAL INJURY	OTHER PERSONAL INJURY	OTHER TORT ACTIONS	ANTI-TRUST	CIVIL RIGHTS	COMMERCE	PRISONER PETITIONS						
												HABEAS CORPUS	CIVIL RIGHTS	MANDAMUS AND OTHER				
SIXTH CIRCUIT.....	9,433	1,863	95	201	110	505	936	296	82	1,518	116	838	1,158	21	232	976	466	
KENTUCKY EASTERN.....	371	106	12	7	2	26	24	20	3	49	4	37	19	-	5	41	16	
KENTUCKY WESTERN.....	639	124	16	9	18	52	40	45	2	63	59	59	71	3	6	51	21	
MICHIGAN EASTERN.....	2,688	673	24	51	20	87	366	53	20	338	20	173	310	5	94	324	130	
MICHIGAN WESTERN.....	519	60	1	16	8	17	48	5	5	61	3	58	155	-	22	30	30	
OHIO NORTHERN.....	1,852	349	20	84	36	111	158	74	18	421	13	132	68	5	44	231	88	
OHIO SOUTHERN.....	1,521	183	4	23	12	41	64	30	19	233	7	229	343	2	35	197	99	
TENNESSEE EASTERN.....	770	180	12	6	-	100	100	21	4	109	-	55	103	1	6	50	23	
TENNESSEE MIDDLE.....	473	70	2	4	1	27	85	20	5	95	4	50	25	1	13	23	50	
TENNESSEE WESTERN.....	600	118	4	1	13	44	53	28	6	149	6	45	64	4	7	29	29	
SEVENTH CIRCUIT.....	8,103	1,836	213	115	50	434	570	248	123	1,279	153	430	825	16	320	1,047	444	
ILLINOIS NORTHERN.....	4,467	1,130	139	45	22	124	210	120	86	754	109	196	323	8	216	683	302	
ILLINOIS CENTRAL.....	473	84	7	1	2	39	42	4	4	67	11	33	82	-	7	69	21	
ILLINOIS SOUTHERN.....	562	86	9	9	9	32	61	34	7	47	23	33	109	2	15	71	15	
INDIANA NORTHERN.....	710	126	18	9	1	102	96	24	6	109	2	46	82	1	13	59	16	
INDIANA SOUTHERN.....	942	271	28	41	12	96	91	47	5	132	4	29	25	1	22	79	59	
WISCONSIN EASTERN.....	580	98	5	9	2	26	42	11	13	100	3	51	102	-	34	67	19	
WISCONSIN WESTERN.....	369	41	7	1	2	17	28	8	2	70	1	42	102	4	13	19	12	
EIGHTH CIRCUIT.....	5,455	1,142	48	99	27	446	711	270	78	770	81	361	615	16	137	364	290	
ARKANSAS EASTERN.....	760	127	10	6	6	75	74	14	3	148	1	55	161	1	3	39	37	
ARKANSAS WESTERN.....	297	81	5	1	-	55	87	13	-	32	1	5	11	-	1	11	14	
IOWA NORTHERN.....	210	46	1	2	2	19	27	6	4	28	9	8	22	-	7	22	9	
IOWA SOUTHERN.....	377	68	5	9	1	24	37	9	3	42	8	19	95	1	14	25	17	
MINNESOTA.....	728	149	6	19	3	40	145	24	34	90	21	30	22	1	41	51	52	
MISSOURI EASTERN.....	1,212	252	7	3	16	94	147	109	15	169	5	79	80	2	25	123	46	
MISSOURI WESTERN.....	887	145	4	4	1	42	101	29	12	137	25	106	148	-	21	61	42	
NEBRASKA.....	698	121	2	42	-	71	65	44	3	73	8	39	52	2	18	24	34	
NORTH DAKOTA.....	152	45	1	6	-	6	22	6	3	23	2	1	7	-	2	6	22	
SOUTH DAKOTA.....	234	68	7	7	-	20	26	16	1	28	1	19	17	-	5	2	17	
NINTH CIRCUIT.....	10,800	2,464	158	164	300	325	1,230	476	230	1,483	79	727	569	14	690	823	1,068	
ALASKA.....	299	106	7	5	11	5	26	7	5	22	3	7	3	-	-	74	18	
ARIZONA.....	747	141	11	6	-	38	46	21	17	123	1	124	94	1	30	32	62	
CALIFORNIA NORTHERN.....	1,932	428	10	5	103	26	136	60	69	398	10	113	60	-	118	223	175	
CALIFORNIA EASTERN.....	542	103	18	2	4	20	42	7	5	107	1	77	62	-	17	43	34	
CALIFORNIA CENTRAL.....	3,218	670	41	101	54	78	506	93	71	349	39	173	81	2	386	211	363	
CALIFORNIA SOUTHERN.....	461	113	5	1	23	10	13	17	12	94	5	18	4	1	30	32	83	
HAWAII.....	462	151	20	-	19	42	49	20	11	39	-	4	4	-	28	40	35	
IDAHO.....	267	55	6	6	6	17	20	41	2	32	7	7	30	-	5	14	25	
MONTANA.....	291	65	7	26	-	34	41	22	4	27	1	19	10	2	2	10	21	
NEVADA.....	395	79	11	2	2	18	43	15	3	62	-	44	55	-	12	19	30	
OREGON.....	915	199	11	3	48	25	75	128	17	112	9	49	99	4	34	59	43	
WASHINGTON EASTERN.....	211	25	3	4	-	5	15	10	6	15	-	44	49	1	4	15	15	
WASHINGTON WESTERN.....	890	305	8	3	35	6	212	34	7	99	3	47	14	2	24	51	40	
GUAM.....	87	11	-	-	1	-	-	-	1	5	-	-	4	-	-	-	64	
NORTHERN MARIANAS.....	83	13	-	-	-	1	6	1	-	1	-	1	-	-	-	-	60	
TENTH CIRCUIT.....	4,842	1,186	125	63	6	361	636	197	49	552	59	324	596	31	93	182	382	
COLORADO.....	1,031	225	8	14	-	35	92	14	12	165	32	86	155	4	35	60	94	
KANSAS.....	847	171	20	8	1	47	242	27	7	120	14	29	67	21	9	24	40	
NEW MEXICO.....	753	152	17	6	1	47	66	58	6	70	6	67	124	1	7	27	88	
OKLAHOMA NORTHERN.....	416	165	6	-	1	55	30	25	2	42	2	21	6	-	8	14	37	
OKLAHOMA EASTERN.....	256	43	20	1	1	31	27	13	1	8	1	24	78	-	-	2	7	
OKLAHOMA WESTERN.....	891	288	34	6	3	94	108	40	5	81	3	78	69	4	10	19	49	
UTAH.....	412	91	7	24	-	25	39	14	14	54	-	17	20	-	21	31	47	
WYOMING.....	236	51	11	4	-	27	32	6	2	12	1	2	69	1	3	5	10	

TABLE C 3a.—United States district courts. Civil cases pending on June 30, 1970,

Circuit and district	United States cases													
	Total	Total	Contract	Land condem- nation	Other real property	Tort actions	Prisoner petitions				Forfeitures and penalties	Labor suits	Tax suits	All other
							Antitrust	Motions to vacate sentences	Habeas corpus	Mandamus and other				
Total all districts	93,207	20,465	3,482	2,112	902	3,118	84	616	396	308	1,040	1,344	2,655	4,430
District of Columbia	4,579	1,174	428	5	18	98	3	128	30	96	10	22	13	323
First circuit	3,685	657	114	22	14	129	3	11	11	3	43	64	56	187
Maine	142	34	4	1		7					4	8	1	8
Massachusetts	1,902	310	45	17	3	79	2	6	8	3	18	39	40	50
New Hampshire	149	12	1			3					1	1	2	4
Rhode Island	231	80	14	2		13	1		1		6	16	7	21
Puerto Rico	1,261	221	50	2	11	27		5	1		15		6	104
Second circuit	16,360	2,851	620	93	65	583	24	65	32	32	203	186	332	606
Connecticut	863	223	27	20	3	59	4	3	5	8	11	20	39	33
New York:														
Northern	534	189	28	10	22	58					9	16	25	21
Eastern	1,527	429	76	12	6	96	1	8	6	5	29	49	62	79
Southern	12,402	1,744	425	10	19	338	18	54	27	19	137	76	177	444
Western	701	229	57	39	13	37	1		3		15	15	26	23
Vermont	333	37	7	2	2	4			1		2	10	3	6
Third circuit	12,570	1,583	159	112	71	354	15	32	55	47	70	176	203	289
Delaware	299	57	9	1	2	6		4			2	6	11	16
New Jersey	2,098	511	67	39	28	107	5	16	18	10	24	62	46	89
Pennsylvania:														
Eastern	5,941	563	47	1	30	196	5	2	6	8	23	53	77	110
Middle	739	198	10	36	5	14	1	4	31	28	2	20	14	33
Western	2,340	243	24	35	3	30	3	5		1	13	35	55	39
Virgin Islands	1,153	11	2		3	1	1	1			1			2
Fourth circuit	6,987	1,740	172	159	37	258	4	50	21	11	87	90	202	649
Maryland	1,799	394	57	24	12	56	1	17	4	3	36	40	75	69
North Carolina:														
Eastern	437	117	22	9	1	15		7	1	2	6	8	19	27
Middle	288	66	6	3		6		2		1	5	6	11	26
Western	388	130	14	8	1	68	1		1		3	1	7	26
South Carolina	999	229	14	5	13	18		5	4		12	4	21	133
Virginia:														
Eastern	1,563	337	35	18	5	84	2		9	5	16	10	25	115
Western	398	112	5	22		2		13	1		1	6	11	63
West Virginia:														
Northern	371	75	9	11	1	3		5	1		2	9	13	21
Southern	744	280	10	59	4	6					6	6	29	169
Fifth circuit	17,187	3,497	715	237	198	366	8	113	65	44	201	222	627	701
Alabama:														
Northern	785	173	9	36	2	16		2			9	8	28	63
Middle	170	33	5	7		4		1		1	1	2	2	10
Southern	612	93	13	14	2	12		1	1		7	7	22	14

by nature of suit and district

Total	Private cases													Circuit and district	
	Contract	Real property	Federal Employ- ers Liability Act	Marine personal injury	Motor vehicle personal injury	Other personal injury	Other tort actions	Antitrust	Prisoner petitions		Copyright, patent, trademark	Labor suits	All other		
									Habeas corpus	Mandamus and other					
72,742	17,385	1,509	2,090	10,300	11,191	7,752	2,089	1,933	3,043	1,570	2,742	2,126	8,952	Total all districts.	
3,405	841	348	8		2,192	565	72		18	9	73	40	32	205	District of Columbia.
3,028	722	84	47	356	391	412	92	54	46	8	114	70	632	First circuit.	
108	20	2	2	8	27	12	9	5	4	1	3	2	13	Maine.	
1,592	290	9	45	198	137	107	38	36	29	5	92	34	672	Massachusetts.	
137	18	3		1	40	56	4	1	1		2	3	8	New Hampshire.	
151	52	3		4	33	14	14	3	4	2	10	1	11	Rhode Island.	
1,040	342	67		145	154	223	27	9	8		7	30	28	Puerto Rico.	
13,509	4,021	51	411	3,335	893	796	411	422	327	200	736	242	1,664	Second circuit.	
640	183	7	30	4	105	83	17	16	13	5	40	19	118	Connecticut.	
345	49	3	58	9	75	33	7	6	7	31	30	12	26	New York:	
1,098	228	10	61	154	125	94	34	13	78	44	111	31	115	Northern.	
10,658	3,466	26	177	3,136	351	459	346	380	198	93	526	145	1,355	Eastern.	
472	64		84	32	67	51	4	8	28	27	28	35	44	Southern.	
296	31	5	1		170	76	3		3		1		6	Vermont.	
10,937	1,593	175	846	1,719	2,378	1,467	165	241	283	309	249	225	1,337	Third circuit.	
242	37	2		24	44	33	3	3	3	2	55	6	30	Delaware.	
1,587	359	17	79	49	329	242	38	33	90	45	86	54	166	New Jersey.	
5,378	738	24	359	1,507	1,037	667	75	173	151	218	67	85	277	Pennsylvania:	
541	64	1	41		171	106	11	6	17	23	14	20	67	Eastern.	
2,097	247	12	367	136	734	358	19	26	19	21	25	59	74	Middle.	
1,142	148	119		3	63	61	19		3		2	1	723	Western.	
5,247	1,222	100	137	563	1,068	526	123	40	585	205	147	129	402	Virgin Islands.	
1,405	410	28	63	249	195	92	29	19	116	58	46	32	68	Maryland.	
320	57	2		28	68	28	5	3	51	17	9	4	45	North Carolina:	
222	50	1	1		40	15	1	1	39	4	22	12	36	Eastern.	
258	71	5	2		39	41	6	2	29	5	13	8	37	Middle.	
770	202	20	11	42	229	106	23	1	48	14	17	9	48	Western.	
1,226	252	13	23	222	214	79	37	10	143	101	20	9	103	South Carolina.	
286	51	10	19		88	25	1	1	44		7	8	32	Virginia:	
296	42	5	4	3	67	32	7	3	95		9	18	11	Eastern.	
464	87	16	14	19	128	108	11		20	6	4	29	22	Western.	
13,690	3,426	269	88	2,673	1,538	1,232	715	160	733	110	350	527	1,668	West Virginia:	
612	165	10	1	3	134	68	16	10	23	3	13	36	130	Northern.	
137	27				13	14	1	4	8		5	2	63	Middle.	
519	167	23	5	109	52	43	30	9	19	3	1	17	41	Southern.	

TABLE C 3a.—United States district courts. Civil cases pending on June 30, 1970,

Circuit and district	United States cases												
	Total	Contract	Land condem- nation	Other real property	Tort actions	Antitrust	Prisoner petitions			Forfeitures and penalties	Labor suits	Tax suits	All other
							Motions to vacate sentence	Habeas corpus	Mandamus and other				
Florida:													
Northern.....	189	74	17	3	16	2	1			5	7	15	8
Middle.....	1,363	396	77	6	97	45	13	3	1	28	24	62	38
Southern.....	1,277	232	13	7	15	28	13	5		30	20	54	47
Georgia:													
Northern.....	944	206	20	10	3	15	4	11	30	25	13	24	51
Middle.....	247	69	5		1	9	2	5		6	6	24	11
Southern.....	421	108	16	5		20	2	4	2	11	7	19	22
Louisiana:													
Eastern.....	4,385	587	294		13	70	5	7	14	3	14	14	58
Western.....	1,232	197	30	10	15	23		1		3	10	30	75
Mississippi:													
Northern.....	293	74	14	14	2	5	1			5	8	9	16
Southern.....	483	131	27	15	3	4	1			3	5	22	51
Texas:													
Northern.....	1,069	285	71	3	5	13	19	2	2	14	19	85	52
Eastern.....	647	174	27	35	4	32	1	3	1	2	13	14	25
Southern.....	2,173	385	51	17	12	32	27	5	2	16	38	120	65
Western.....	691	254	23	55	8	14	16	13	1	11	19	36	58
Canal Zone.....	206	20	3			22					1		
Sixth circuit.....	8,848	2,560	258	537	88	253	7	45	13	12	130	209	334
Kentucky:													
Eastern.....	715	413	30	53	6	22		5		1	2	12	262
Western.....	718	352	21	185	8	11		7	4	2	3	7	54
Michigan:													
Eastern.....	2,162	435	83	3	8	61	1	7	2	3	49	57	77
Western.....	359	67	14	6	3	5		1		1	5	7	8
Ohio:													
Northern.....	1,817	360	42	20	39	47	6	4	5		28	63	51
Southern.....	1,369	386	36	57	19	48		8	2		16	41	53
Tennessee:													
Eastern.....	565	142	9	61	3	12		8			6	1	7
Middle.....	629	279	14	119	2	27		3		3	10	10	58
Western.....	514	129	9	33		20		2		2	11	11	12
Seventh circuit.....	5,433	1,060	214	47	49	93	9	24	15	11	64	105	291
Illinois:													
Northern.....	2,131	371	85	4	5	40	8	15	6	3	10	39	107
Eastern.....	298	84	21	14	9	12		1	1	3	4	7	3
Southern.....	327	94	21		3	10		1			8	10	31
Indiana:													
Northern.....	731	95	26	13	8	2		4			9	10	14
Southern.....	950	166	30	13	6	11		2	5	5	7	6	49
Wisconsin:													
Eastern.....	658	170	13	1	10	8	1	1	1		15	25	71
Western.....	338	80	18	2	8	10			2		2	8	16

by nature of suit and district—Continued

Total	Private cases														Circuit and district
	Contract	Real property	Federal Employers' Liability Act	Marine personal injury	Motor vehicle personal injury	Other personal injury	Other tort actions	Antitrust	Prisoner petitions		Copyright, patent, trademark	Labor suits	All other		
									Habeas corpus	Mandamus and other					
116	35	2		3	15	12	2	2	11		7		26	Florida:	
967	276	14	2	72	28	91	23	6	270	19	35	36	90	Northern.	
1,045	403	22	1	120	19	52	27	18	74	6	43	103	152	Middle.	
														Southern.	
738	175	13	10		197	78	20	17	26	6	44	34	118	Georgia:	
178	38	3			62	17	6	1	3	2	9	8	29	Northern.	
313	103	5	1	9	84	29	7	2	10	7	5	6	45	Middle.	
														Southern.	
3,798	831	48	20	1,503	234	314	336	13	65	13	30	97	254	Louisiana:	
1,035	126	38	6	380	143	100	56	2	25	4	19	49	107	Eastern.	
														Western.	
219	31	9		5	69	10	12		7	3	1	4	68	Mississippi	
352	101	12	2	18	81	41	10	2	8	3	4	6	94	Northern.	
														Southern.	
784	209	16	9		79	108	27	46	70	13	40	34	134	Texas:	
473	73	11	16	165	49	67	28	5	12	3	2	14	28	Northern.	
1,788	577	37	11	477	62	108	117	13	80	19	76	67	164	Eastern.	
437	60	5	4	1	154	74	12	10	33	6	11	17	50	Southern.	
180	30	1		8	13	6	1					6	115	Western.	
														Canal Zone.	
6,283	1,288	88	316	249	1,496	1,013	100	98	235	85	275	333	652	Sixth circuit.	
302	76	20	3	1	117	29		12	6	2	4	13	17	Kentucky:	
366	76	4	2	14	87	66	7	5	27	3	15	23	37	Eastern.	
														Western.	
1,727	424	21	96	117	333	349	29	22	62	24	62	69	129	Michigan:	
202	55	3	1	4	79	78	4	1	12	10	12	12	21	Eastern.	
														Western.	
1,467	282	8	135	80	355	195	37	24	37	4	95	76	129	Ohio:	
983	168	8	64	18	191	155	12	23	98	4	50	68	124	Northern.	
														Southern.	
423	69	9	9	2	165	66	5	4	15	12	7	12	48	Tennessee:	
360	61	10	2	3	80	27	3		25	21	17	34	67	Eastern.	
388	77	5	4	10	89	48	3	7	21	5	13	26	80	Middle.	
														Western.	
4,373	1,030	120	81	94	827	614	123	183	90	104	281	148	678	Seventh circuit.	
1,760	472	25	40	64	182	178	57	184	33	59	156	42	288	Illinois:	
214	47	4	2	6	81	31	5	1	5	1	4	12	15	Northern.	
233	65	5		6	53	41	13	1	1		9	16	23	Eastern.	
														Southern.	
636	128	19	8	3	250	115	11	1	4		29	15	53	Indiana:	
784	212	56	20	3	170	147	19	7	7	4	19	28	92	Northern.	
														Southern.	
488	80	7	8	9	53	64	13	5	27	18	49	24	131	Wisconsin:	
258	26	4	3	3	38	38	5	4	13	22	15	11	76	Eastern.	
														Western.	

TABLE C 3a.—United States district courts. Civil cases pending on June 30, 1970,

Circuit and district	United States cases													
	Total	Contract	Land condem- nation	Other real property	Tort actions	Antitrust	Prisoner petitions				Forfeitures and penalties	Labor suits	Tax suits	All other
							Motions to vacate sentence	Habeas corpus	Mandamus and other					
Eighth circuit.....	4,012	1,199	212	315	39	97	4	21	38	15	53	66	185	154
Arkansas:														
Eastern.....	509	160	21	60	2	9					4	8	39	17
Western.....	258	77	16	27		1					1	8	9	15
Iowa:														
Northern.....	178	43	10	5		1	1				3	8	8	7
Southern.....	306	99	17	39	1	13		1			4	4	12	8
Minnesota.....	693	167	38	6	8	17	2	5	5	6	11	10	29	30
Missouri:														
Eastern.....	408	92	13	16	1	8		4	1	1	3	16	13	16
Western.....	712	255	33	116	1	8	1	7	30	7	13	4	15	20
Nebraska.....	607	180	33	29	14	28		2			10	5	43	16
North Dakota.....	136	53	13	9	10	6		1			2	1	7	4
South Dakota.....	206	73	18	8	2	6		1	2	1	2	2	10	21
Ninth circuit.....	10,629	3,260	450	361	234	827	4	103	69	23	136	148	316	589
Alaska.....	294	121	30	6	40	24					4	3	4	10
Arizona.....	732	246	24	28	24	36		13	1		10	20	19	71
California:														
Northern.....	3,610	973	156	23	23	416	2	13	41	7	30	34	78	160
Eastern.....	788	348	42	143	23	39		5	1	3	7	21	33	31
Central.....	2,012	630	58	14	43	139	2	25	4	3	39	39	103	161
Southern.....	447	178	21	6	7	38		26	8	4	10	15	17	23
Hawaii.....	235	59	8	1	1	29		3			6	2	4	5
Idaho.....	204	77	25	9	9	9					4	2	4	15
Montana.....	282	114	24	31	16	17		1		1		2	7	15
Nevada.....	291	70	12	2	7	7		1	2	1	4	3	15	16
Oregon.....	603	135	15	36	9	20		3	3		5	2	14	28
Washington:														
Eastern.....	176	83	3	29	18	9					1	1	5	17
Western.....	781	221	31	30	14	43		13	9	4	16	4	13	44
Guam.....	174	5	1	3		1								
Tenth circuit.....	2,917	884	120	224	89	58	3	24	37	14	43	56	96	120
Colorado.....	706	203	41	42	15	7		5	1		15	22	23	32
Kansas.....	784	209	38	17	11	32		2	29	12	8	10	27	23
New Mexico.....	354	100	10	18	10	7	1	10		1	8	4	6	25
Oklahoma:														
Northern.....	268	131	3	87	5						2	6	16	12
Eastern.....	158	70	12	44	2			1	1		1	6	2	1
Western.....	332	99	8	12	43	4			5	1	3	2	13	8
Utah.....	254	48	4	4	2	7	2	2	1		3	4	3	16
Wyoming.....	61	24	4		1	1		4			3	2	6	3

by nature of suit and district—Concluded

Total	Private cases													Circuit and district
	Contract	Real property	Federal Employers' Liability Act	Marine personal injury	Motor vehicle personal injury	Other personal injury	Other tort actions	Antitrust	Prisoner petitions		Copyright, patent, trademark	Labor suits	All other	
									Habeas corpus	Mandamus and other				
2,813	727	50	83	27	618	387	50	112	100	93	75	117	368	Eighth circuit.
349	102	4	2	2	92	50	8	3	24	1	1	7	44	Arkansas:
181	56	4	3	3	49	20	7	2		1	2	7	27	Eastern.
														Western.
135	23	9			34	17	2		1	1	4	5	39	Iowa:
207	49	5	2		64	32	5	7	10		7	11	15	Northern.
526	134	8	34	11	93	74	7	39	3	1	19	17	56	Southern.
														Minnesota.
316	102	6		9	57	27	14	8	2	4	17	26	44	Missouri:
457	127	6	5	1	73	30	8	36	20	57	5	20	69	Eastern.
427	77	5	5		101	78	2	13	35	27	12	18	54	Western.
83	24	3	2	1	16	21	1	1			3	4	7	Nebraska.
132	33				39	29	2	3	5	1	5	2	13	North Dakota.
														South Dakota.
7,369	1,868	184	54	1,081	404	492	187	547	457	349	417	242	1,087	Ninth circuit.
173	74	5	1	28	6	31	3	4				4	12	Alaska.
486	162	23	1	1	77	61	12	30	26	2	16	10	65	Arizona.
														California:
2,637	491	13	9	609	40	95	63	344	244	180	99	72	378	Northern.
440	120	34		10	19	12	5	9	38	107	20	16	50	Eastern.
1,382	323	23	10	118	20	57	33	79	68	38	207	51	335	Central.
269	64	2	1	90	3	10	7	6	17	8	15	10	46	Southern.
176	43	1		17	51	26		15	1	1	2	4	15	Hawaii.
127	38	6	5		22	18	5	9		1	12	1	10	Idaho.
168	41	6	7		39	47	5	1	4	2	3	5	8	Montana.
221	107	10		1	31	28	6	3	8		1	8	18	Nevada.
468	144	7	2	90	34	52	15	18	18	1	9	19	59	Oregon.
														Washington:
93	38	4	4		7	6	4		4		3	6	17	Eastern.
560	181	5	14	125	19	23	20	29	7	9	30	36	62	Western.
169	42	45		2	36	26	4		2				12	Guam.
2,033	647	100	19	1	388	248	44	58	118	34	58	61	259	Tenth circuit.
503	164	13	7		74	57	9	21	6	9	19	24	100	Colorado.
575	162	26	7		143	88	11	13	40	15	11	19	40	Kansas.
254	86	23	1		49	22	2	5	10	2	4	2	39	New Mexico.
														Oklahoma:
137	53	12	1	1	14	14	4	7	2	1	7	5	17	Northern.
82	29	10			23	6			16	2	3			Eastern.
233	92	7	1		41	34	8	6	12		8	5	19	Western.
206	45	8	2		34	23	8	6	23	5	5	4	43	Utah.
37	17	1			8	4	2		1		1	2	1	Wyoming.

TABLE C3a.—U.S. district courts. Civil cases pending

Circuit and district	U.S. cases													
	Total	Total	Contract	Land condemnation	Other real property	Tort actions	Antitrust	Prisoner petitions			Forfeitures and penalties	Labor suits	Tax suits	All other
								Motions to vacate sentence	Habeas corpus	Mandamus and other				
Total all districts.....	100,040	20,692	3,278	2,075	943	2,929	91	519	424	364	1,334	1,489	2,519	4,727
District of Columbia.....	3,870	897	166	4	24	90	2	126	20	91	15	20	13	326
First circuit.....	5,131	850	137	18	23	157	3	13	12	7	87	73	66	254
Maine.....	171	39	5			4			1		9	12	4	4
Massachusetts.....	2,013	369	42	15	8	76	2	11	6	7	45	40	43	74
New Hampshire.....	217	25	3			12			1		1	3	3	2
Rhode Island.....	314	113	16	2	2	13	1	1	2		9	16	11	40
Puerto Rico.....	1,518	304	71	1	13	52		1	2		23	2	6	134
Second circuit.....	17,534	2,856	628	86	81	538	27	71	59	44	244	207	329	542
Connecticut.....	881	231	33	17	2	34	7	1	10	9	12	23	34	49
New York:														
Northern.....	666	240	34	12	28	41		1	1		17	31	33	42
Eastern.....	1,652	428	70	8	8	94	5	12	8	4	41	51	60	67
Southern.....	13,210	1,697	439	9	31	327	14	57	35	30	158	93	176	328
Western.....	798	228	50	37	10	30			5	1	14	5	23	44
Vermont.....	327	32	2	3	2	5	1				2	4	3	12
Third circuit.....	12,506	1,514	184	115	67	258	8	24	56	30	66	184	175	347
Delaware.....	349	67	8	1	1	3		2	1	2	2	9	12	26
New Jersey.....	2,169	509	76	50	41	90	4	5	22	8	25	65	48	75
Pennsylvania:														
Eastern.....	5,853	548	68	1	14	136	2	10	13	8	25	36	62	173
Middle.....	714	153	9	28	5	9		2	19	11	2	24	9	35
Western.....	1,915	219	20	35	2	20	2	2		1	10	50	44	33
Virgin Islands.....	1,506	18	3		4			3	1		2			5
Fourth circuit.....	7,317	1,781	189	157	65	253	4	50	31	25	103	106	156	637
Maryland.....	1,880	369	40	19	13	55		15	11	5	45	30	72	64
North Carolina:														
Eastern.....	454	123	22	9	3	13		6	1	3	16	17	10	29
Middle.....	283	74	1	5		6	1	4		1	6	9	10	31
Western.....	346	100	12	2	2	44	1		2	1	3	6	3	24
South Carolina.....	1,105	306	44	4	36	25		3	6	2	16	9	14	147
Virginia:														
Eastern.....	1,709	344	43	20	6	83	2	19	11	9	10	7	17	117
Western.....	376	96	6	14	1	3				1	3	4	9	55
West Virginia:														
Northern.....	348	76	6	17	2	3		2		2	6	16	9	13
Southern.....	816	293	15	67	2	21		1		1	9	8	12	157

on June 30, 1971, by nature of suit and district

Private cases														Circuit and district
Total	Contract	Real property	Fed. Emp. Liability Act	Marine personal injury	Motor vehicle personal injury	Other personal injury	Other tort actions	Antitrust	Habeas corpus	Mandamus and other	Prisoner petitions	Copyright, patent, trademark	Labor suits	
79,348	19,293	1,720	2,107	10,436	10,311	8,186	2,331	2,213	3,370	2,323	2,799	2,543	11,766	Total all districts.
2,973	776	273	12	1	889	490	75	41	13	84	39	57	223	District of Columbia.
4,281	906	135	46	431	358	543	81	59	85	42	111	103	1,381	First circuit.
132	19	4	8	17	16	16	10	4	9	2		4	23	Maine.
2,544	379	9	38	260	154	123	27	40	61	37	90	57	1,279	Massachusetts.
192	39	4		1	39	86	6	1	1		4		11	New Hampshire.
201	64	4		4	31	24	9	4	8	3	9	5	36	Rhode Island.
1,212	405	114		169	118	294	29	10	6		8	37	32	Puerto Rico.
14,678	4,590	59	436	3,356	854	855	426	335	369	433	723	272	1,970	Second circuit.
650	184	4	35	4	74	78	23	28	13	17	37	21	132	Connecticut.
428	65	7	64	7	87	33	10	5	11	55	29	17	36	New York:
1,224	249	16	76	176	156	60	37	13	70	55	113	31	142	Northern.
11,513	3,985	25	176	3,147	331	526	343	275	219	223	520	160	1,583	Eastern.
570	65		85	22	65	62	4	13	52	80	22	43	57	Southern.
295	42	7			141	66	9	1	4	3	2		20	Western.
10,992	1,773	245	701	1,177	2,007	1,400	170	606	295	358	281	292	1,687	Vermont.
282	53	3	1	19	50	35	4	4	6	9	62	3	33	Third circuit.
1,660	412	21	63	55	305	231	31	35	78	62	82	85	200	Delaware.
5,305	741	25	364	997	924	674	67	527	154	236	78	90	428	New Jersey.
561	84	2	31		168	88	10	7	22	31	17	24	77	Pennsylvania:
1,696	254	22	242	102	472	277	25	33	29	20	40	90	90	Eastern.
1,488	229	172		4	88	95	33		6		2		859	Middle.
5,536	1,234	103	136	509	1,022	551	113	49	692	308	140	160	519	Western.
1,511	447	17	63	255	195	94	28	19	124	96	38	29	106	Virgin Islands.
331	55	4	2	15	55	26	7		68	31	8	6	54	Fourth circuit.
209	40	2			28	10	3	2	56	7	18	6	37	Maryland.
246	58	3	3		42	30	5	3	33	6	7	4	52	North Carolina:
799	207	18	8	23	243	97	20	4	63	35	28	7	46	Eastern.
1,365	237	11	24	195	212	100	30	16	243	126	17	16	138	Middle.
280	56	18	18		71	32	2	1	30	4	6	14	30	Western.
272	38	7	5	5	55	40	9	4	55		10	21	23	South Carolina.
523	96	25	13	16	121	122	9		20	3	8	57	33	Virginia:
														Eastern.
														Western.
														West Virginia:
														Northern.
														Southern.

TABLE C3a.—U.S. district courts. Civil cases pending on

Circuit and district	U.S. cases													
	Total	Total	Contract	Land condemnation	Other real property	Tort actions	Annuity	Prisoner petitions			Forfeitures and penalties	Labor suits	Tax suits	All other
								Motions to vacate sentence	Habeas corpus	Mandamus and other				
Fifth circuit.....	18,925	3,521	636	229	131	350	10	63	72	44	299	280	606	792
Alabama:														
Northern.....	965	205	28	32	3	18				1	6	10	26	81
Middle.....	209	44	9	5	1	2					2	7	3	15
Southern.....	664	92	26	10	2	10			1		8	5	18	12
Florida:														
Northern.....	154	71	9	2	13	4		1			1	9	16	16
Middle.....	1,408	353	85	4	51	49	1	8	5	2	13	40	47	48
Southern.....	1,274	230	11	7	11	17		4	2	2	30	52	47	47
Georgia:														
Northern.....	1,057	226	25	12	3	13	3	3	19	25	19	16	28	60
Middle.....	266	87	13			10	1	2	1	2	5	9	30	14
Southern.....	374	77	21	4		4		1	2		10	7	7	21
Louisiana:														
Eastern.....	4,884	418	123		8	65	3	12	10	2	25	12	53	105
Western.....	1,284	262	40	11	17	28		1	2		47	9	34	73
Mississippi:														
Northern.....	389	129	12	3	1	10		6	1		65	6	8	17
Southern.....	556	174	31	16	5	5		2	1		10	11	17	74
Texas:														
Northern.....	1,281	333	96	3	1	25		5	7	5	12	10	105	64
Eastern.....	882	204	25	49	7	32		3	4	4	6	14	17	43
Southern.....	2,405	372	43	18	6	28		2	11	4		37	37	118
Western.....	650	209	28	51	1	17		4	13	1	3	25	32	34
Canal Zone.....	223	35	11		1	22						1		
Sixth circuit.....	9,684	2,582	262	496	79	236	10	41	20	10	163	211	305	749
Kentucky:														
Eastern.....	794	480	34	61	7	14		2			9	14	17	322
Western.....	672	297	25	128	4	16		1	6	2	11	11	46	45
Michigan:														
Eastern.....	2,398	439	80	4	9	59		8	12	3	59	38	73	94
Western.....	496	125	13	50		8		2	2	1	4	10	10	25
Ohio:														
Northern.....	2,132	350	33	20	30	61		8	5	3		22	63	53
Southern.....	1,521	400	43	54	19	51		1	5			20	47	110
Tennessee:														
Eastern.....	596	154	16	51	4	11		5			9	5	18	35
Middle.....	536	236	10	118	3	7		4		2	15	11	23	43
Western.....	539	101	8	10	3	9		4	1	2	14	15	15	23

June 30, 1971, by nature of suit and district—Continued

Private cases													Circuit and district	
Total	Contract	Real property	Fed. Emp. Liability Act	Marine personal injury	Motor vehicle personal injury	Other personal injury	Other tort actions	Antitrust	Habeas corpus	Mandamus and other	Prisoner petitions Copyright, patent, trademark	Labor suits		All other
15,404	8,877	316	112	3,413	1,523	1,297	795	189	841	193	304	503	2,036	Fifth circuit.
760	244	13	-----	5	140	59	17	11	37	5	12	31	186	Alabama:
105	38	3	-----	-----	22	17	2	1	11	-----	1	2	68	Northern.
572	169	27	2	138	55	44	33	13	19	13	5	8	46	Middle.
														Southern.
83	25	3	2	7	15	5	2	2	8	1	1	-----	12	Florida:
1,055	269	17	2	103	40	47	34	13	299	47	27	45	112	Northern.
1,044	401	19	1	88	23	38	38	24	67	12	65	127	141	Middle.
														Southern.
831	200	9	7	2	172	95	43	12	26	14	33	46	172	Georgia:
179	45	2	-----	-----	62	16	3	1	12	1	12	2	23	Northern.
297	51	5	-----	4	92	23	12	1	10	10	3	7	34	Middle.
														Southern.
4,466	1,000	78	21	1,820	330	328	356	13	69	21	23	60	347	Louisiana:
1,022	131	36	13	381	129	104	34	3	27	6	15	36	107	Eastern.
														Western.
280	66	7	-----	5	63	15	18	-----	9	8	1	2	66	Mississippi:
382	108	15	1	20	77	43	9	3	13	4	6	0	74	Northern.
														Southern.
948	274	17	11	1	65	125	33	57	96	27	26	30	186	Texas:
678	94	8	24	237	56	98	20	7	18	6	1	12	47	Northern.
2,033	622	50	17	543	84	131	124	20	94	13	62	64	209	Eastern.
441	78	7	11	2	93	102	13	8	26	5	11	15	67	Southern.
188	22	-----	-----	7	10	2	4	-----	-----	-----	-----	4	139	Western.
														Canal Zone.
7,102	1,441	85	387	269	1,462	1,135	161	128	319	116	281	437	881	Sixth circuit.
314	77	13	2	1	98	29	4	15	15	7	6	16	31	Kentucky:
376	86	7	5	15	81	65	10	4	23	2	12	29	36	Eastern.
														Western.
1,959	490	22	98	117	341	344	44	34	61	33	68	129	178	Michigan:
371	67	8	2	11	77	101	9	3	14	11	7	21	40	Eastern.
														Western.
1,782	340	12	195	88	348	273	44	31	43	10	94	96	208	Ohio:
1,121	193	12	74	28	185	174	31	25	104	7	59	77	154	Northern.
														Southern.
442	61	4	7	-----	187	71	5	7	6	18	14	15	47	Tennessee:
300	49	0	2	3	55	32	5	-----	28	18	7	32	63	Eastern.
438	78	1	2	8	90	46	9	9	25	10	14	22	124	Middle.
														Western.

TABLE C3a.—U.S. district courts. Civil cases pending on

Circuit and district	U.S. cases													
	Total	Total	Contract	Land condemnation	Other real property	Tort actions	Antitrust	Prisoner petitions			Forfeitures and penalties	Labor suits	Tax suits	All other
								Motions to vacate sentence	Habeas corpus	Mandamus and other				
Seventh circuit.....	6,163	1,226	230	106	126	87	7	24	12	12	67	139	245	172
Illinois:														
Northern.....	2,378	418	99	4	38	28	7	11	3	2	28	54	86	58
Eastern.....	325	101	23	16	20	9	---	1	2	7	1	13	1	8
Southern.....	362	97	8	3	8	10	---	3	---	---	7	6	34	18
Indiana:														
Northern.....	886	165	34	62	11	2	---	4	---	2	5	16	14	15
Southern.....	1,035	189	32	19	17	21	---	3	3	---	5	16	43	30
Wisconsin:														
Eastern.....	708	164	19	1	23	11	---	1	4	---	16	21	47	21
Western.....	469	92	15	---	9	6	---	1	---	1	5	13	20	22
Eighth circuit.....	4,180	1,196	209	220	43	118	3	19	50	22	64	55	194	199
Arkansas:														
Eastern.....	500	137	17	39	2	10	---	2	---	1	---	5	37	24
Western.....	256	88	21	34	1	3	---	---	---	1	---	---	2	19
Iowa:														
Northern.....	161	33	6	4	1	2	---	1	---	---	2	3	8	6
Southern.....	321	73	17	15	2	12	---	---	---	1	1	2	11	12
Minnesota.....	865	203	48	6	7	30	3	5	3	3	14	9	29	46
Missouri:														
Eastern.....	485	106	13	13	---	7	---	1	1	1	5	20	20	25
Western.....	672	268	30	77	2	11	---	7	46	13	27	6	16	33
Nebraska.....	619	181	33	15	18	29	---	1	---	2	7	5	51	20
North Dakota.....	125	41	8	14	5	5	---	1	---	---	2	1	3	2
South Dakota.....	185	66	16	3	5	9	---	1	---	---	6	2	12	12
Ninth circuit.....	11,446	3,292	446	363	233	768	9	68	65	49	192	179	328	592
Alaska.....	290	98	24	3	21	28	---	---	1	---	5	---	7	9
Arizona.....	825	274	21	32	45	35	---	5	1	2	15	16	25	77
California:														
Northern.....	3,683	976	176	30	18	371	1	12	28	11	24	61	81	163
Eastern.....	795	358	33	127	19	51	---	8	4	4	20	19	31	42
Central.....	2,323	628	51	15	45	135	6	28	8	15	70	40	104	111
Southern.....	434	155	15	7	7	35	---	9	7	1	17	12	14	31
Hawaii.....	229	49	7	---	---	26	---	---	---	---	5	2	4	5
Idaho.....	207	77	18	12	8	6	---	1	---	---	6	2	6	18
Montana.....	316	134	25	49	20	12	---	---	---	---	---	4	6	18
Nevada.....	326	78	20	4	8	18	---	1	1	1	---	3	10	12
Oregon.....	705	124	18	33	9	12	---	2	4	---	3	6	0	28
Washington:														
Eastern.....	210	95	9	26	16	5	1	---	---	---	1	6	6	25
Western.....	869	240	28	23	17	32	1	2	11	15	26	8	25	52
Guam.....	234	6	1	2	---	2	---	---	---	---	---	---	---	1
Tenth circuit.....	3,275	977	191	282	71	65	8	20	27	30	29	35	102	117
Colorado.....	783	219	43	42	18	13	7	5	1	5	15	10	29	31
Kansas.....	984	259	81	15	17	25	---	2	24	23	6	5	32	29
New Mexico.....	291	68	9	18	4	8	---	4	---	---	3	1	6	15
Oklahoma:														
Northern.....	369	220	8	165	8	5	---	2	---	---	1	4	13	14
Eastern.....	136	64	13	33	2	1	---	---	---	---	1	5	5	4
Western.....	329	82	22	5	19	5	---	6	---	---	2	4	11	8
Utah.....	302	48	9	3	2	6	1	---	2	2	1	5	2	15
Wyoming.....	81	17	6	1	1	2	---	1	---	---	---	1	4	1

Private cases														Circuit and district
Total	Contract	Real property	Fed. Emp. Liability Act	Marine personal injury	Motor vehicle personal injury	Other personal injury	Other tort actions	Antitrust	Prisoner petitions		Copyright, patent, trademark	Labor suits	All other	
									Habeas corpus	Mandamus and other				
4,037	1,185	137	84	85	850	651	110	99	111	211	385	175	848	Seventh circuit.
1,960	542	33	39	59	160	167	48	77	42	87	254	64	388	Illinois:
224	49	4	2	5	76	35	5	2	3	1	7	14	21	Northern.
265	64	9	1	4	62	49	11	2	3	1	13	23	26	Eastern.
														Southern.
721	154	24	10	2	304	120	9	2	5	5	19	10	57	Indiana:
846	242	56	24	4	144	173	22	9	7	3	24	32	106	Northern.
														Southern.
544	100	7	5	8	61	62	16	3	32	26	57	20	147	Wisconsin:
377	34	4	3	3	43	45	5	4	22	88	11	12	103	Eastern.
														Western.
2,993	828	62	102	36	521	412	77	62	94	125	73	143	458	Eighth circuit.
363	100	5	5	9	90	60	7	1	15	6	1	8	56	Arkansas:
168	59	3	---	1	34	25	4	1	---	2	1	2	36	Eastern.
														Western.
128	30	12	4	---	21	15	2	1	---	2	4	3	34	Iowa:
248	73	4	3	---	67	51	7	2	4	2	6	11	18	Northern.
662	178	7	76	13	77	88	19	23	6	3	26	33	113	Southern.
														Minnesota.
379	120	16	1	0	48	33	16	7	14	6	14	35	60	Missouri:
404	121	5	4	---	51	28	11	13	23	41	9	24	74	Eastern.
438	88	6	7	1	87	70	6	10	25	63	8	21	45	Western.
84	30	3	1	1	25	10	1	3	---	---	2	4	4	Nebraska.
110	28	1	1	2	21	32	4	1	7	---	2	2	18	North Dakota.
														South Dakota.
8,164	1,996	215	62	1,155	406	536	263	598	432	398	405	275	1,413	Ninth circuit.
192	69	6	1	29	7	43	14	3	2	1	---	7	10	Alaska.
551	178	24	1	2	77	72	17	28	19	8	22	29	74	Arizona.
2,707	526	16	5	870	24	96	84	377	215	181	99	75	439	California:
437	110	42	---	7	15	22	5	9	26	103	24	23	51	Northern.
1,695	311	22	17	174	22	81	51	117	113	72	192	51	472	Eastern.
279	62	2	1	103	3	6	7	6	17	8	11	7	56	Central.
180	49	---	---	20	49	20	8	10	1	1	2	5	18	Southern.
130	40	7	5	---	24	13	4	9	---	1	7	2	18	Hawaii.
182	50	8	5	---	36	50	4	1	4	2	2	6	14	Idaho.
248	113	10	4	---	37	30	7	4	7	4	2	7	23	Montana.
581	178	7	2	105	38	49	18	17	20	4	18	20	105	Nevada.
														Oregon.
115	44	5	3	---	9	4	8	---	5	3	5	5	25	Washington:
629	211	15	18	144	15	25	27	17	1	9	21	38	88	Eastern.
228	65	51	---	1	54	25	9	---	2	1	---	---	20	Western.
														Guam.
2,298	687	90	29	4	414	266	54	47	119	55	57	126	350	Tenth circuit.
564	183	6	8	---	72	60	14	17	8	15	27	43	111	Colorado.
725	185	26	11	3	169	116	14	6	42	25	13	42	73	Kansas.
223	60	13	7	---	53	20	4	4	8.	1	2	5	46	New Mexico.
149	66	6	---	---	18	9	2	5	5	2	2	8	26	Oklahoma:
72	20	12	---	1	12	8	3	---	14	---	---	1	1	Northern.
247	102	13	1	---	52	24	7	2	14	---	5	9	18	Eastern.
254	43	10	1	---	29	23	8	12	26	8	8	17	69	Western.
64	28	4	1	---	9	6	2	1	2	4	---	1	6	Utah.
														Wyoming.

TABLE C 3A.—U.S. district courts. Civil cases pending on June 30, 1972, by nature of suit and district

Circuit and district	Total civil cases	U.S. cases																
		Total	Contract	Land condemnation	Other real property	Tort actions	Anti-trust	Civil rights	Prisoner petitions				Forfeitures and penalties	Labor suits	NA RA ¹	Social Security	Tax suits	All other
									Motions to vacate sentence	Habeas corpus	Civil rights	Man-damus and other						
Total all districts.....	101,032	21,395	3,525	1,777	1,190	2,572	117	620	553	372	120	325	1,526	1,474	522	2,577	2,301	1,734
District of Columbia.....	3,162	874	188	6	22	80	4	37	48	23	11	105	11	22	1	58	14	244
First circuit.....	7,089	1,006	160	13	29	146	2	21	24	12	5	3	77	83	67	212	68	86
Maine.....	200	50	7			5		1					12	9		1	6	9
Massachusetts.....	4,708	414	53	11	12	74	2	15	13	9	5	3	35	45	8	23	46	60
New Hampshire.....	243	18	1			2			2				6				2	5
Rhode Island.....	361	137	24	1	1	15		3		2			2	5	4		10	6
Puerto Rico.....	1,577	389	75	1	16	50		2	9	1			28	6	5	134	4	6
Second circuit.....	18,081	2,901	591	81	80	471	34	116	71	51	22	17	346	262	4	143	294	318
Connecticut.....	983	239	40	16	3	27	5	12	6	9	2	5	13	34	4	14	34	15
New York:																		
Northern.....	679	231	31	13	28	41	1	4	2	1			11	25		16	33	25
Eastern.....	1,673	496	68	7	9	101	6	18	20	8	2		55	51		44	55	52
Southern.....	13,345	1,646	394	9	22	261	21	71	40	31	17	16	255	130		41	146	198
Western.....	837	249	53	34	16	37	1	9	2	2	1	1	11	16		21	23	22
Vermont.....	364	40	5	2	2	4		2	1			1	1	6		7	3	6
Third circuit.....	11,712	1,695	193	113	76	230	7	45	24	31	16	19	165	192	102	156	200	116
Delaware.....	350	76	14	1	3	2				2		1	2	8		8	16	19
New Jersey.....	2,409	667	74	57	50	86	3	16	15	13	2	7	106	101	21	42	51	23
Pennsylvania:																		
Eastern.....	4,979	501	54	3	13	101	1	25	11	3	4	3	19	32	81	26	77	48
Middle.....	751	200	21	30	3	18			1	11	9	7	3	21		55	12	9
Western.....	1,363	222	25	22	1	19	3	4	3	1	1	1	30	20		25	44	13
Virgin Islands.....	1,860	29	5		6	4			4	1			5					4
Fourth circuit.....	6,840	1,717	204	141	133	155	6	36	51	16	9	4	179	89	56	394	153	100
Maryland.....	1,601	310	56	17	7	41	2	2	19	3	3		21	33	12	16	51	27
North Carolina:																		
Eastern.....	410	109	19	2	2	11		4	5	3		1	8	12	2	10	20	10
Middle.....	283	63	7	6		1	1	6	1		1		2	9	2	8	12	12
Western.....	285	57	10	1	1	1	1	4	6	1			2	4	3	11	6	7
South Carolina.....	1,190	364	31		115	32		5	5	2	1	1	10	3		132	17	10
Virginia:																		
Eastern.....	1,312	254	44	20	4	38	2	1	12	7	3	1	8	7	31	24	16	24
Western.....	475	129	3	13	2	2		1	1				49	5	3	37	11	2
West Virginia:																		
Northern.....	363	73	12	12	1	4		1	2			1	7	8	1	13	7	4
Southern.....	921	353	22	70	1	25			1				63	8	2	143	13	4
Fifth circuit.....	18,827	3,718	802	178	205	366	13	142	108	57	22	62	251	219	120	457	514	202
Alabama:																		
Northern.....	991	201	26	29	2	15		3				2	9	10	5	63	20	17
Middle.....	224	50	7	2	2	12	1	6					3	6		7	4	
Southern.....	478	64	5	3		12		3	4			1	3	6	1	4	19	3
Florida:																		
Northern.....	151	52	7	1	13	7		5	1		1			5		4	5	3
Middle.....	1,631	394	84	4	90	58		9	10	4	2		11	36	5	16	41	24
Southern.....	917	137	12	4	10	8		11	6	3	2	2	10	14	10	7	26	12
Georgia:																		
Northern.....	1,131	289	47	8	4	11	1	9	8	17	14	42	18	10	18	30	81	20
Middle.....	289	72	17		1	2	1	4		1	1		6	7		10	19	3
Southern.....	329	64	15	2		7		2		2			10	7		12	3	4
Louisiana:																		
Eastern.....	4,230	449	191	2	11	49		15	12	6		3	45	11	38	20	35	11
Middle.....	463	80	36		1	5	1	7	1				1	3		16	8	1
Western.....	1,390	301	53	12	37	31		8		1			30	5	4	73	33	14
Mississippi:																		
Northern.....	336	58	15	11		5		5	1	1			29	3		9	5	4
Southern.....	606	172	44	13	4	9		19	2	2			6	8		37	21	7
Texas:																		
Northern.....	1,433	420	123	2	6	21	3	13	17	8	1	5	14	14	7	44	106	26
Eastern.....	851	213	24	41	9	22		5	4	5		5	9	15	1	47	22	4
Southern.....	2,484	393	57	18	9	38	2	9	22	1		2	34	45	16	26	94	20
Western.....	718	237	80	26	4	24	4	9	20	6	1		12	13	15	32	22	19
Canal Zone.....	275	42	8		2	30							1	1				

TABLE C 3A.—U.S. district courts. Civil cases pending on June 30, 1972, by nature of suit and district—Continued

Circuit and district	Private cases																
	Total	Contract	Real property	FELA	Marine personal injury	Motor vehicle personal injury	Other personal injury	Other tort actions	Anti-trust	Civil rights	Commerce	Prisoner petitions			Copy-right, patent, trademark	Labor suits	All other
											Habeas corpus	Civil rights	Man-damus and other				
Total all districts.....	79,727	19,079	1,421	1,872	9,413	8,762	8,121	2,323	2,563	5,661	3,235	3,133	2,403	388	2,739	2,609	6,005
District of Columbia.....	2,288	560	193	11	2	610	477	61	59	65	1	16	17	55	43	60	152
First circuit.....	6,081	1,028	100	88	482	344	552	74	82	258	2,469	110	78	10	119	121	205
Maine.....	160	32	1	8	25	21	18	7	3	10	1	2	2	1	2	5	6
Massachusetts.....	4,294	445	14	49	275	148	161	28	66	160	2,467	80	65	8	93	72	173
New Hampshire.....	225	38	3	62	87	4	1	14	2	3	1	4	2	4
Rhode Island.....	224	68	3	1	14	30	23	10	5	37	1	2	8	10	6	8
Puerto Rico.....	1,188	447	79	168	83	263	25	7	31	24	1	10	36	14
Second circuit.....	16,180	4,735	51	411	3,332	809	861	410	354	646	161	346	563	33	758	271	1,439
Connecticut.....	744	196	6	35	4	85	80	33	38	97	8	8	31	3	45	27	49
New York:																	
Northern.....	448	66	4	68	7	70	41	5	7	26	2	7	78	6	22	19	20
Eastern.....	1,377	282	7	96	187	167	98	33	15	123	11	87	60	111	39	81
Southern.....	11,699	4,104	26	137	3,111	303	511	328	277	329	125	189	282	9	545	155	1,268
Western.....	588	66	1	72	21	51	55	5	16	43	14	48	105	14	30	31	18
Vermont.....	324	43	7	3	2	133	76	6	2	28	1	7	7	1	5	3
Third circuit.....	10,017	1,770	237	493	524	1,599	1,289	178	606	391	130	171	320	13	269	285	1,442
Delaware.....	274	58	3	10	48	29	4	3	22	3	5	1	52	11	25
New Jersey.....	1,742	438	18	57	39	332	235	45	37	141	15	66	75	10	80	85	69
Pennsylvania:																	
Eastern.....	4,478	678	14	332	679	741	609	55	524	144	107	66	177	1	67	81	203
Middle.....	551	78	4	25	167	85	12	7	29	4	10	38	26	24	52
Western.....	1,141	221	4	79	93	234	179	29	35	54	4	21	25	43	84	36
Virgin Islands.....	1,831	297	194	3	87	152	33	1	5	1	1	1,067
Fourth circuit.....	5,123	1,078	76	89	430	872	521	129	60	439	23	593	301	67	138	178	129
Maryland.....	1,291	326	18	27	228	136	97	34	21	75	8	110	99	2	41	24	47
North Carolina:																	
Eastern.....	301	55	4	15	50	18	10	2	43	32	54	2	7	2	7
Middle.....	215	53	4	1	29	9	3	3	37	33	3	3	16	7	14
Western.....	228	60	7	26	10	5	4	38	2	43	14	10	5	4
South Carolina.....	826	217	9	6	29	233	98	16	8	45	4	53	22	41	25	10	15
Virginia:																	
Eastern.....	1,058	171	6	11	138	129	71	25	14	124	3	202	98	15	19	11	21
Western.....	346	56	7	9	104	42	5	1	36	1	52	8	2	4	16	3
West Virginia:																	
Northern.....	290	44	9	4	6	60	39	11	5	14	1	58	1	1	7	23	7
Southern.....	568	96	12	31	16	105	142	20	2	27	4	10	2	1	9	80	11
Fifth circuit.....	15,109	3,503	249	109	3,093	1,441	1,302	753	241	1,434	76	984	248	86	297	512	781
Alabama:																	
Northern.....	790	252	15	2	146	52	21	41	123	4	22	5	3	12	36	56
Middle.....	174	30	2	31	14	1	1	65	18	2	1	1	8
Southern.....	414	103	11	1	132	38	13	28	9	23	19	4	10	7	6	10
Florida:																	
Northern.....	99	22	1	1	4	12	9	2	2	21	7	4	1	7	6
Middle.....	1,137	231	6	2	64	37	58	27	19	93	13	317	103	17	36	51	63
Southern.....	780	271	8	84	20	20	18	29	66	4	46	5	62	90	57
Georgia:																	
Northern.....	842	227	11	6	1	136	104	53	27	120	5	31	11	4	17	34	55
Middle.....	217	56	3	1	56	32	7	2	30	8	1	8	7	6
Southern.....	265	81	2	1	9	72	26	17	27	9	5	3	2	8	3
Louisiana:																	
Eastern.....	3,781	810	74	31	1,547	273	274	334	10	196	12	88	7	6	17	50	52
Middle.....	383	42	7	58	36	38	12	2	87	2	21	10	10	4	16	38
Western.....	1,089	165	26	14	391	124	98	37	4	96	1	48	10	2	4	40	29
Mississippi:																	
Northern.....	248	50	5	14	61	27	12	1	46	18	2	1	7	4
Southern.....	434	108	5	15	96	64	21	1	85	1	34	4	1	13	6
Texas:																	
Northern.....	1,013	289	18	9	2	72	121	21	34	100	11	131	13	6	41	44	101
Eastern.....	638	86	11	12	247	45	118	20	8	50	3	21	7	9	4	9	8
Southern.....	2,091	567	40	26	514	81	135	99	33	150	15	119	53	13	69	75	102
Western.....	481	97	4	5	93	96	18	18	75	5	27	4	1	10	16	12
Canal Zone.....	233	36	9	12	3	5	1	2	165

TABLE C3 A.—U.S. district courts. Civil cases pending on June 30, 1972, by nature of suit and district—Continued

Circuit and district	Total civil cases	U.S. cases																
		Total	Contract	Land condemnation	Other real property	Tort actions	Anti-trust	Civil rights	Prisoner petitions				Forfeitures and penalties	Labor suits	NA RA	Social Security	Tax suits	All other
									Motions to vacate sentence	Habeas corpus	Civil rights	Mandamus and other						
Sixth circuit.....	9,199	2,588	261	433	125	203	12	51	54	14	2	12	111	201	42	717	263	84
Kentucky:																		
Eastern.....	955	592	38	65	8	10		2	6	2			15	15	1	405	15	9
Western.....	693	260	27	85	3	9	1	2	5			1	9	17	4	34	42	11
Michigan:																		
Eastern.....	2,088	341	66	3	9	36	2	10	19	4	1	4	26	36	13	47	46	19
Western.....	668	166	26	29	2	10	2	4	3	1		4	4	18		47	10	6
Ohio:																		
Northern.....	1,967	402	41	10	56	66	5	12	13	2			16	49	6	42	70	14
Southern.....	1,237	346	27	45	39	42	1	7	2	3			16	46	3	74	32	9
Tennessee:																		
Eastern.....	576	136	23	40	4	8		1	2	1			2	7	2	26	12	2
Middle.....	476	221	6	109	3	8		6	4	1	1	3	7	7	7	34	19	6
Western.....	539	134	10	41	1	14	1	7					16	6	6	7	17	8
Seventh circuit.....	6,616	1,319	255	83	137	113	10	32	29	16	10	15	70	143	11	88	212	109
Illinois:																		
Northern.....	2,556	453	110	2	42	29	7	16	18	5	1	4	35	40	3	19	75	47
Eastern.....	371	91	10	14	20	7		2		3	7	6	3	6		5	4	4
Southern.....	330	87	9	2	8	6		2	1				2	6		7	32	12
Indiana:																		
Northern.....	887	193	52	48	14	6		3	2			1	9	19	3	9	14	13
Southern.....	1,089	230	34	17	33	40		1	6	4		3	11	17	2	11	32	10
Wisconsin:																		
Eastern.....	797	166	22		9	9	3	6	1	2	2		13	32	3	12	38	14
Western.....	566	99	18		11	7		2	1	2		1	3	23		5	17	9
Eighth circuit.....	4,689	1,288	235	198	50	98	3	29	24	77	7	34	56	72	33	93	167	112
Arkansas:																		
Eastern.....	544	110	17	21	7	4		1	3	1			4	11		14	31	5
Western.....	237	89	13	31	4	6			1				3	2		17	8	3
Iowa:																		
Northern.....	190	42	8	5	3	6			1			1	2	1		2	10	3
Southern.....	430	103	30	13	1	10		1	1	1			8	3	1		19	6
Minnesota.....	1,003	221	51	3	5	13	2	4	3	3		3	10	21	16	25	33	29
Missouri:																		
Eastern.....	520	134	13	23	1	12	1	8	6			1	3	12	12	8	19	15
Western.....	841	328	32	73	1	10		9	7	69	7	26	17	11	4	13	17	32
Nebraska.....	569	127	38	5	16	11		1		2		1	5	9		8	23	8
North Dakota.....	152	64	20	22	6	5		1	1				2	2		1	2	2
South Dakota.....	203	61	13	2	6	12		4	1	1		1	2			5	5	9
Ninth circuit.....	11,419	3,166	459	287	239	620	19	92	77	48	8	29	230	148	78	236	294	302
Alaska.....	309	120	40	2	22	22	1		1				9	1	6		8	8
Arizona.....	854	313	32	27	39	45		8	6		1	1	26	17	34	22	28	27
California:																		
Northern.....	3,122	681	130	25	8	206	4	36	5	13	5	3	30	43		47	59	67
Eastern.....	794	361	39	101	20	53		6	5	5	1	3	19	15		39	27	28
Central.....	2,452	608	48	14	51	143	12	15	19	7	1	10	85	25	1	31	82	64
Southern.....	410	181	20	7	13	28		6	22	5		1	10	12	2	15	13	27
Hawaii.....	259	56	6			25		1	2	2			5	3		1	5	6
Idaho.....	245	83	29	9	9	6		1	1	1			3	5		5	3	11
Montana.....	299	104	20	31	15	9		1	1				4		1	7	5	10
Nevada.....	373	83	17	4	6	16		1	6				4	5	1	3	13	7
Oregon.....	859	192	21	18	14	29		4	3	10		1	9	6	16	29	19	13
Washington:																		
Eastern.....	200	90	13	19	13	4		1	2			1	2	3		15	11	6
Western.....	988	286	44	28	28	30	2	12	4	5		9	24	12	17	22	21	28
Guam.....	255	8		2	1	4								1				
Tenth Circuit.....	3,398	1,031	174	244	94	90	7	19	33	27	8	25	33	43	8	43	122	61
Colorado.....	782	212	51	29	5	11	3	5	3	4		1	15	9	1	3	47	25
Kansas.....	897	235	59	22	8	24	1	6	6	19	4	21	7	10	1	12	29	6
New Mexico.....	341	92	16	13	7	14	2	3	4	2			4	3	5	9	2	8
Oklahoma:																		
Northern.....	379	224	9	141	31	3	1	1	7				1	9		4	11	6
Eastern.....	127	52	7	24	4	4			1				1	2		5	3	1
Western.....	447	134	20	11	34	14		2	10	2	3	3	2	2	1	7	15	8
Utah.....	340	66	7	4	4	19		2			1		3	7		1	12	6
Wyoming.....	85	16	5		1	1			2					1		2	3	1

TABLE C 3A.—U.S. district courts. Civil cases pending on June 30, 1972, by nature of suit and district—Continued

Circuit and district	Private cases																
	Total	Contract	Real property	FELA ¹	Marine personal injury	Motor vehicle personal injury	Other personal injury	Other tort actions	Anti-trust	Civil rights	Commerce	Prisoner petitions			Copy-right, patent, trademark	Labor suits	All other
												Habeas corpus	Civil rights	Mandamus and other			
Sixth circuit.....	6,811	1,418	93	330	254	1,175	991	153	132	695	66	254	157	15	237	404	237
Kentucky:																	
Eastern.....	363	91	17	2	2	93	40	5	13	26	1	21	8		5	32	7
Western.....	443	109	7		12	91	63	17	10	45	4	15	18	2	8	28	14
Michigan:																	
Eastern.....	1,747	480	22	78	99	241	315	46	45	122	14	37	28	1	63	103	53
Western.....	502	78	12	2	13	101	98	10	4	50	20	35	30	3	8	21	17
Ohio:																	
Northern.....	1,565	295	12	164	98	247	228	35	27	195	12	26	15		84	77	50
Southern.....	891	171	9	77	18	115	111	27	20	110	5	56	11	1	41	67	52
Tennessee:																	
Eastern.....	440	68	8	5	1	178	64	6	3	35		15	29	2	8	17	11
Middle.....	255	47	1		1	24	31	2	3	42		31	16	1	9	29	18
Western.....	405	89	5	2	10	85	41	5	7	70	10	18	2	5	11	30	15
Seventh circuit.....	5,297	1,243	98	98	82	731	664	123	155	656	82	180	308	54	355	227	341
Illinois:																	
Northern.....	2,103	559	23	48	60	132	144	51	118	264	58	62	97	2	220	102	163
Eastern.....	280	69	8	1	8	76	49	6	3	22		1	8		6	16	9
Southern.....	243	71	7	3	3	54	33	9	4	17	3		2		12	15	10
Indiana:																	
Northern.....	694	126	24	12	2	254	128	11	3	55	2	10	9	3	15	19	11
Southern.....	859	260	31	28	1	125	199	27	6	37	1	6	6	4	22	40	68
Wisconsin:																	
Eastern.....	631	106	4	6	7	48	67	16	17	95	7	75	39	4	60	23	57
Western.....	487	42	1	2	3	42	44	3	4	66	11	23	147	41	20	12	23
Eighth circuit.....	3,401	933	57	115	29	523	469	103	141	285	120	116	113	16	80	152	149
Arkansas:																	
Eastern.....	426	123	5	6	6	82	59	15	4	58	3	25	9	4	2	13	12
Western.....	148	47	2			40	29	5	1	10	3					8	3
Iowa:																	
Northern.....	148	39	4	2		24	21	5	1	8	20		1		3	6	5
Southern.....	327	96	5	3		78	56	19	2	17	7	5	6		10	18	10
Minnesota:																	
Northern.....	732	201	8	77	14	76	95	24	87	54	34		6		25	28	53
Missouri:																	
Eastern.....	386	154	12		8	46	42	9	8	29	8	15	10		13	25	27
Western.....	513	130	8	11	2	41	43	12	29	52	12	35	62	12	15	31	18
Nebraska:																	
Eastern.....	442	103	5	10		91	74	8	6	42	21	30	18		7	18	9
North Dakota:																	
Northern.....	88	28	5	5		22	13		3	2	3	2				2	3
South Dakota:																	
Northern.....	142	32	3	1		28	37	6		13		4	1		5	3	9
Ninth circuit.....	8,253	2,156	207	126	883	384	605	276	667	701	70	243	251	18	379	292	935
Alaska.....	189	79	4		13	8	45	12	5	4		1	1		1	8	8
Arizona.....	541	195	18	4		64	67	21	27	39	2	19	7	1	19	19	39
California:																	
Northern.....	2,441	458	13	6	411	39	125	65	394	296	21	93	124	12	112	71	201
Eastern.....	433	120	33	1	16	13	39	13	7	42	2	18	49	2	22	32	24
Central.....	1,844	376	23	34	134	30	131	49	147	165	23	69	42		135	65	391
Southern.....	225	54	2	1	61	3	11	7	5	20		8	5	1	9	4	38
Hawaii.....	203	66			18	33	26	9	7	11		1			6	11	15
Idaho.....	182	63	5	4	1	26	21	4	9	5	5	3	1		8	2	5
Montana.....	195	82	4	9		31	38	7	1	4	3				3	6	7
Nevada.....	290	111	13	2	1	33	36	11	10	22		5	8	1	3	12	22
Oregon.....	667	206	12	40	97	24	64	28	30	41	9	14	2		8	15	77
Washington:																	
Eastern.....	110	33	4	3		7	8	9	1	11		7	2		3	11	11
Western.....	702	240	8	21	131	20	29	33	24	41	5	3	10	1	20	36	80
Guam.....	247	73	68	1		53	25	3				2					17
Tenth circuit.....	2,367	655	60	32	2	368	330	63	66	191	47	120	46	21	64	107	195
Colorado.....	570	160	5	11	1	60	60	17	21	76	19	8	18		25	39	50
Kansas.....	662	169	21	5	1	137	123	18	11	44	18	30	7	14	14	21	29
New Mexico.....	249	76	4	6		51	31	10	3	25		19	3		1	5	15
Oklahoma:																	
Northern.....	155	58	3	2		12	18	3	3	5		10	1	1	4	15	15
Eastern.....	75	17	5			17	9	2	2	2		7	5	3		6	
Western.....	313	95	13	1		53	45	9	5	9	5	34		1	10	5	28
Utah.....	274	58	7	6		21	36	2	16	24	3	12	12	1	7	15	54
Wyoming.....	69	22	2	1		17	8	2		6	2			1	3	1	4

¹ Civil commitment under the Narcotic Addict Rehabilitation Act of 1966, Public Law 89-793, approved November 8, 1966.

² The Middle District of Louisiana was created by P.L. 92-208, approved December 18, 1971. Data is presented for this new district for the entire fiscal year.

³ Federal Employers Liability Act, 45 USC 51.

TABLE C-3a.—U.S. district courts. Civil cases pending on June 30, 1973, by nature of suit and district

Circuit and district	Total civil cases	U.S. cases																
		Total U.S. civil	Contract	Land condemnation	Other real property	Tort actions	Anti-trust	Civil rights	Prisoner petitions				Forfeitures and penalties	Labor suits	NARA ¹	Social Security	Tax suits	All other
									Motions to vacate sentence	Habeas corpus	Civil rights	Mandamus and other						
Total all districts.....	101,333	21,442	3,087	1,774	1,311	2,422	111	884	592	353	188	415	1,679	1,350	368	2,595	2,249	2,084
District of Columbia.....	2,471	941	178	62	21	65	5	76	55	11	13	109	7	20		23	23	273
First circuit.....	9,515	1,193	165	18	51	158	2	43	23	16	7	7	82	84	31	291	90	120
Maine.....	187	51	3		1	3		1					3	16		2	9	13
Massachusetts.....	6,968	540	56	17	14	85	2	40	18	13	7	7	54	61	4	34	61	77
New Hampshire.....	254	27	5		6	4							2	4		1	2	3
Rhode Island.....	328	93	19		1	14		2		1			3	6	26	2	12	7
Puerto Rico.....	1,778	482	82	1	29	52			10	2			20	7	1	252	6	20
Second circuit.....	15,518	2,610	397	28	97	398	26	117	57	42	15	17	352	217	3	150	271	422
Connecticut.....	1,025	217	35	10	1	23	4	11	3	16	1	7	14	37	3	9	31	12
New York:																		
Northern.....	660	214	25	3	40	37	1	5		2			10	20		18	35	18
Eastern.....	2,105	564	52	3	10	110	3	26	18	4		2	30	59		54	51	142
Southern.....	10,596	1,347	231	5	17	198	17	57	35	18	11	7	279	83		42	122	225
Western.....	817	219	48	7	20	26	1	17		3	1		16	15		21	23	19
Vermont.....	306	49	6		9	4		1	1				3	3		6	9	7
Third circuit.....	11,160	1,713	163	107	82	199	7	56	43	14	25	21	211	168	94	164	191	138
Delaware.....	394	85	16	4	2	3	1	2	1			2	2	8		4	20	20
New Jersey.....	2,601	737	95	54	47	82	3	21	21	10	4	4	119	130	8	54	40	55
Pennsylvania:																		
Eastern.....	4,303	499	33	2	17	85	1	26	10	1	3	5	55	21	86	37	73	44
Middle.....	631	168	11	25	4	10	1	1	4	3	18	9	10	13		36	17	6
Western.....	1,200	201	15	21	5	16	1	6	3			1	22	26		33	41	11
Virgin Islands.....	2,031	23	3	1	7	3			4				3					2
Fourth circuit.....	6,364	1,672	168	140	129	135	4	68	55	9	11	5	127	89	59	434	147	92
Maryland.....	1,843	257	47	6	8	35		13	13	2	2	1	14	24	2	22	51	17
North Carolina:																		
Eastern.....	442	120	13	5	1	10		6	8				17	12	1	16	15	16
Middle.....	347	81	4	8	1	2		9	9		1		11	5	2	16	7	6
Western.....	266	56	11	2	1	1	1	8	6	1	1		2	2	1	9	4	6
South Carolina.....	1,092	391	22	1	109	20	1	5	9		1		11	4		182	15	11
Virginia:																		
Eastern.....	1,025	266	42	20	3	37	2	24	6	6	5	3	3	9	50	24	15	17
Western.....	446	127	8	10	2	3		1	2				30	10		39	20	2
West Virginia:																		
Northern.....	404	77	10	16	1	3		1	1			1	6	10		15	10	4
Southern.....	999	297	11	73	3	24		1	1		1		33	13	3	111	10	13
Fifth circuit.....	18,883	3,475	611	184	168	347	8	182	135	47	26	104	274	146	97	429	465	252
Alabama:																		
Northern.....	1,033	191	20	17	5	12	1	5	1				20	1	2	65	29	13
Middle.....	208	41	8			4	1	7	1				2	2		9		7
Southern.....	328	43	9		1	7		2	8				2	1		3	10	
Florida:																		
Northern.....	222	80	8	1	22	8		6	2	2		11	2	1		7	3	7
Middle.....	1,625	350	59	5	53	45	1	18	18	5	8	2	20	14	2	14	45	41
Southern.....	943	176	32	8	9	18		7	11	2	1		16	14	15	5	22	16
Georgia:																		
Northern.....	1,321	256	29	6	2	11	2	18	4	15	8	50	22	7	7	36	24	15
Middle.....	302	75	12			9		7	2				5	4		8	24	4
Southern.....	374	81	10	3		18		6	1				6	3		12	14	8
Louisiana:																		
Eastern.....	3,579	302	114	2	7	46		14	8	3	1	2	30	7	16	17	27	8
Middle.....	366	57	17		3	7		5					2	5		10	6	2
Western.....	1,158	217	32	13	24	32		12	2				12	6	3	47	27	7
Mississippi:																		
Northern.....	422	90	16	13	3	8		4	2	1			23	1		9	5	5
Southern.....	609	145	35	13	4	14		6	4	2			12	5		31	12	7
Texas:																		
Northern.....	1,595	401	80		8	18		23	20	3	2	6	32	9	4	43	110	43
Eastern.....	802	219	19	52	8	7		10	7	5	4	26	8	8		46	14	5
Southern.....	2,781	437	65	17	8	36		26	21	2	1	2	49	36	32	32	72	38
Western.....	904	268	31	34	6	23	3	6	23	7	1	5	11	21	16	35	21	25
Canal Zone.....	311	46	15		5	24							1					1

TABLE C-3a.—U.S. district courts. Civil cases pending on June 30, 1973, by nature of suit and district

Circuit and district	Private cases																
	Total private civil	Contract	Real property	FELA ¹	Marine personal injury	Motor vehicle personal injury	Other personal injury	Other tort actions	Anti-trust	Civil rights	Commer-	Prisoner petitions			Copy-right, patent, trademark	Labor suits	All other
												Habeas corpus	Civil rights	Man-damus and other			
Total all districts.....	79,891	18,482	1,402	1,605	7,659	7,758	7,961	2,540	2,734	6,785	4,766	2,978	3,069	317	2,634	2,810	6,391
District of Columbia.....	1,530	393	107	8	2	287	351	38	83	72	6	8	27	13	38	35	62
First circuit.....	8,322	1,127	98	92	571	386	668	86	111	345	4,044	128	107	11	139	153	256
Maine.....	136	23	7	7	20	23	16	8	2	14		2	4	1	1	3	5
Massachusetts.....	6,428	560	15	83	360	186	216	38	90	240	4,042	84	86	10	117	95	206
New Hampshire.....	227	34	3			67	88	4	2	14	1	2	7		1		4
Rhode Island.....	235	73	3	2	14	35	27	7	6	32		3	8		11	5	9
Puerto Rico.....	1,296	437	70		177	75	321	29	11	45	1	37	2		9	50	32
Second circuit.....	12,903	3,667	54	366	2,454	678	833	344	353	727	134	361	614	27	599	268	1,429
Connecticut.....	803	204	13	20	7	87	87	44	40	122	6	13	51	5	45	30	34
New York:																	
Northern.....	455	67	4	54	5	53	46	6	8	26	2	6	101	3	21	25	28
Eastern.....	1,541	281	4	112	197	186	119	37	21	143	12	102	73		111	49	94
Southern.....	9,249	2,994	25	104	2,226	235	469	250	263	333	105	187	269	6	402	136	1,245
Western.....	598	82	1	76	19	35	46	4	16	58	9	49	117	13	17	28	28
Vermont.....	257	39	7			82	66	3	5	45		4	3		3		
Third circuit.....	9,447	1,787	253	317	587	1,230	1,238	196	577	505	130	151	278	12	286	305	1,595
Delaware.....	309	62	3	1	25	37	24	6	3	28	1	5	13	1	68	17	25
New Jersey.....	1,864	548	15	41	46	309	246	46	41	154	23	59	69	5	92	85	85
Pennsylvania:																	
Eastern.....	3,804	603	21	219	443	525	572	61	483	222	90	53	130		61	93	228
Middle.....	463	83	3	22		122	80	9	9	19	3	12	37	1	23	24	16
Western.....	999	231	7	34	70	139	138	34	41	81	13	15	29		41	86	40
Virgin Islands.....	2,003	270	204		3	98	178	40		1		7		5	1		1,201
Fourth circuit.....	4,692	971	94	99	275	735	510	152	73	489	17	436	311	25	129	262	114
Maryland.....	1,036	253	14	18	113	167	82	45	25	105	6	106	99	2	44	29	38
North Carolina:																	
Eastern.....	322	73	5	2	13	40	22	8	7	50	2	33	51	3	3	2	8
Middle.....	266	60	5			23	14	3	8	48		47	14		24	8	12
Western.....	210	48	4	1		25	15	4	8	45	1	26	22		6		5
South Carolina.....	701	188	8	3	18	202	73	16	5	48		40	41	13	22	4	20
Virginia:																	
Eastern.....	759	152	10	12	106	101	63	28	8	101	4	82	54	4	10	8	16
Western.....	319	52	4	17		91	35	5	8	34	1	27	22	3	5	12	3
West Virginia:																	
Northern.....	327	51	25	4	6	48	57	11	2	15		64	5		6	27	6
Southern.....	702	94	19	42	19	98	149	32	2	43	3	11	3		9	172	6
Fifth circuit.....	15,408	3,584	249	102	2,637	1,417	1,365	954	272	1,573	86	838	639	93	283	491	825
Alabama:																	
Northern.....	842	280	17		2	131	71	24	49	132	2	15	4	1	13	55	46
Middle.....	167	24	2	2		19	16	4	5	59		14	6	4		1	11
Southern.....	285	53	13		40	22	14	20	8	35		16	37	5	9	7	6
Florida:																	
Northern.....	142	28	2		11	10	8	2	2	33		16	7	1	6	7	9
Middle.....	1,275	273	16	7	66	34	53	36	16	123	11	177	295	19	33	54	57
Southern.....	767	272	9	2	44	8	41	23	26	59	6	56	19	4	72	83	43
Georgia:																	
Northern.....	1,065	271	21	7	2	163	100	164	24	133	4	33	15	8	21	31	63
Middle.....	227	49	4			58	17	6	5	45		11	12		6	2	12
Southern.....	293	77	3		7	58	31	33	1	33		8	27		4	7	4
Louisiana:																	
Eastern.....	3,277	713	68	15	1,266	202	251	385	17	202	10	42	4	7	8	41	46
Middle.....	309	37	4		52	42	30	10	2	47	1	16	15	7	3	18	25
Western.....	941	110	19	7	366	122	94	37	5	74	2	27	9		5	43	21
Mississippi:																	
Northern.....	332	67	4	1	12	75	42	12	3	65		23	10	5	1	4	8
Southern.....	464	125	7	1	26	106	61	15	1	66	2	29	2	4	3	6	10
Texas:																	
Northern.....	1,194	355	14	9		74	163	51	39	115	19	116	13	1	47	32	146
Eastern.....	583	61	15	13	176	48	117	15	9	46	4	37	20	7	3	8	4
Southern.....	2,344	627	28	31	555	96	131	87	36	197	20	148	135	18	42	79	114
Western.....	636	115	3	7	2	124	122	26	24	103	5	54	9	2	7	12	21
Canal Zone.....	265	47			10	20	3	4		1					1		179

See footnotes at end of table.

TABLE C-3a.—U.S. district courts. Civil cases pending on June 30, 1973, by nature of suit and district—Continued

Circuit and district	Total civil cases	U.S. cases																
		Total U.S. civil	Contract	Land condemnation	Other real property	Tort actions	Anti-trust	Civil rights	Prisoner petitions				Forfeitures and penalties	Labor suits	NARA ¹	Social Security	Tax suits	All other
									Motions to vacate sentence	Habeas corpus	Civil rights	Mandamus and other						
Sixth circuit.....	0,154	2,499	252	398	140	174	17	91	69	10	4	17	170	205	7	617	234	94
Kentucky:																		
Eastern.....	1,003	561	46	74	11	18		4	9	2		3	56	15		297	20	6
Western.....	683	211	33	58	12	12	2	2	7				5	6		42	27	5
Michigan:																		
Eastern.....	1,996	371	53	3	8	52	2	18	18	4		4	35	47	1	47	57	22
Western.....	815	178	26	11	12	7	2	5	11	1		3	4	30		46	9	11
Ohio:																		
Northern.....	1,924	330	24	8	50	39	6	19	6	2		1	31	42	3	29	53	17
Southern.....	1,113	346	36	50	44	18	2	14	6				17	41	1	80	25	12
Tennessee:																		
Eastern.....	517	144	15	48		8		8	3		2		10	4		35	6	7
Middle.....	526	202	8	113	2	5		7	5		1	2	4	6		25	19	5
Western.....	597	156	11	33	1	15	3	16	4	1	1	4	8	14	2	16	18	9
Seventh circuit.....	6,916	1,435	284	67	206	99	12	58	26	23	14	33	92	140	4	70	191	116
Illinois:																		
Northern.....	2,083	501	142	2	53	36	9	39	11	2		1	36	46	1	15	66	42
Eastern.....	442	132	12	16	23	7		2	4	11	11	21	9	2		3	7	4
Southern.....	350	90	10	2	11	7		3	2	1			?	6		7	30	8
Indiana:																		
Northern.....	957	108	44	30	34	10		2	1			2	14	23	1	7	15	15
Southern.....	1,006	213	33	10	53	17		5	7	4	2	8	17	16	2	13	16	10
Wisconsin:																		
Eastern.....	820	106	25		15	15	3	5	1	4	1		8	28		21	41	29
Western.....	658	105	18	7	17	7		2		1		1	5	19		4	16	8
Eighth circuit.....	5,466	1,491	220	255	47	124	6	52	31	118	47	39	85	74	20	100	158	115
Arkansas:																		
Eastern.....	610	116	22	18	4	8		5	3	1		1	3	8		12	20	11
Western.....	352	125	17	37	3	10		2	3				8	3		23	14	5
Iowa:																		
Northern.....	233	45	7	4	1	5		1	2				1	6		4	9	5
Southern.....	445	108	36	18	1	13		2	1				8	5		5	12	7
Minnesota.....	1,101	225	40	5	3	19	3	7	3	3	2	20	13	16	11	15	33	32
Missouri:																		
Eastern.....	612	180	10	70	2	10	1	19	10		1		7	11	7	13	14	5
Western.....	1,074	421	34	80	5	15	1	11	5	111	43	17	24	11	2	15	17	30
Nebraska.....	591	128	23	6	8	21	1	2	1	1	1		4	12		7	34	7
North Dakota.....	170	73	16	14	14	10		1	1			1	4	2		1	4	6
South Dakota.....	278	70	15	3	6	13		3	2	2			13			5	1	7
Ninth circuit.....	12,013	3,318	461	322	262	626	18	118	66	36	16	22	233	133	48	252	341	364
Alaska.....	289	105	30	3	20	27	1		1	2			5	1	1	1	5	8
Arizona.....	892	313	33	20	34	48		11	4	3	3	1	26	20	22	33	29	26
California:																		
Northern.....	2,878	598	93	35	11	140	3	44	5	8	4	2	35	20		38	75	76
Eastern.....	899	453	61	97	27	82		7	6	5	2	3	25	27		45	31	38
Central.....	2,720	717	67	14	51	171	12	23	17	2	4	6	77	28	1	49	82	113
Southern.....	467	178	13	7	12	40		12	19	4			16	4	3	9	16	23
Hawaii.....	285	63	4		1	23		2	1	5			4	2		1	8	12
Idaho.....	264	85	21	10	17	4		1					5		1	8	9	3
Montana.....	331	92	18	11	16	7		2					5	3	1	12	9	6
Nevada.....	419	91	18	4	8	17	2		3				5	1	3	1	17	9
Oregon.....	940	180	26	14	18	20		2	2	2		1	16	5	13	26	22	13
Washington:																		
Eastern.....	247	109	13	39	14	5		2					3	2		14	12	5
Western.....	1,065	320	63	60	32	36		12	8	5	3	9	11	6	3	15	26	31
Guam.....	317	11	1	2	1	6												1
Tenth circuit.....	3,873	1,095	168	193	108	97	6	23	27	27	10	41	46	44	5	65	138	87
Colorado.....	892	264	54	43	14	15	2	5	2	1			15	8		9	55	36
Kansas.....	1,104	304	51	24	26	41	2	5	6	23	9	38	10	17	1	18	18	15
New Mexico.....	388	105	15	14	9	11	1	4	6				5	3	2	8	13	14
Oklahoma:																		
Northern.....	347	149	11	72	22	1			4				2	6	1	7	14	9
Eastern.....	198	62	12	19	5	5							1	1		13	4	2
Western.....	440	99	10	12	27	7		3	7	2		3	1	3	1	5	9	9
Utah.....	394	78	11	1	1	13		6		1	1		6	6		4	19	9
Wyoming.....	110	34	4	3	4	4			2				6			1	6	3

TABLE C-3a.—U.S. district courts. Civil cases pending on June 30, 1975, by nature of suit and district—Continued

Circuit and district	Private cases																
	Total private civil	Contract	Real property	FELA ¹	Marine personal injury	Motor vehicle personal injury	Other personal injury	Other tort actions	Anti-trust	Civil rights	Commerce	Prisoner petitions			Copyright, patent, trademark	Labor suits	All other
												Habeas corpus	Civil rights	Man-damus and other			
Sixth circuit.....	6,655	1,440	96	261	231	985	912	189	147	927	63	262	192	24	247	419	260
Kentucky:																	
Eastern.....	442	107	25	4	2	109	47	6	7	39	1	25	16	1	4	36	14
Western.....	452	107	6	2	10	80	59	25	14	58	2	8	22	1	7	27	24
Michigan:																	
Eastern.....	1,625	481	17	55	64	153	265	43	40	184	14	32	29	5	70	128	45
Western.....	637	105	12	2	14	101	101	12	4	86	20	62	54	2	16	83	23
Ohio:																	
Northern.....	1,594	283	15	136	115	187	214	50	42	237	12	40	16	1	92	82	78
Southern.....	767	167	8	56	17	91	66	26	21	118	4	39	13	2	38	63	38
Tennessee:																	
Eastern.....	373	43	5	4	1	135	65	12	4	59	1	16	6	2	5	7	6
Middle.....	324	53	4	1	1	46	36	8	8	64	1	28	22	1	9	24	19
Western.....	441	94	4	1	7	83	59	7	7	82	9	22	14	11	6	19	16
Seventh circuit.....	5,481	1,356	115	83	60	684	592	100	195	668	70	161	413	41	350	249	344
Illinois:																	
Northern.....	2,182	670	37	33	40	95	108	34	151	322	49	40	94	1	223	97	188
Eastern.....	310	73	10	3	7	66	44	4	4	26	1	9	12	1	6	34	10
Southern.....	260	69	5	4	2	48	41	9	5	22	3	2	5	1	15	14	16
Indiana:																	
Northern.....	759	147	27	15	2	244	138	15	2	62	2	37	11	2	17	23	15
Southern.....	793	234	32	24	1	137	140	21	7	60	1	1	6	3	30	46	51
Wisconsin:																	
Eastern.....	624	110	3	2	8	51	68	14	22	110	3	59	65	1	42	23	45
Western.....	553	53	1	2	3	43	53	3	4	66	11	13	220	33	17	12	19
Eighth circuit.....	3,975	964	55 ²	126	29	586	477	125	187	361	111	177	198	45	110	196	228
Arkansas:																	
Eastern.....	494	121	3	4	7	71	53	16	3	68	2	46	24	38	4	17	17
Western.....	227	64	2	1	2	58	29	7	4	19	5	7	4	1	3	16	6
Iowa:																	
Northern.....	188	42	6	4	1	28	45	6	2	5	26	1	2	1	4	9	9
Southern.....	337	95	5	5	2	59	53	14	4	28	10	7	12	1	12	17	16
Minnesota:																	
Northern.....	876	184	10	83	9	113	94	27	96	63	36	2	11	1	48	25	75
Missouri:																	
Eastern.....	432	127	10	1	8	50	40	19	8	46	6	11	9	1	11	53	33
Western.....	653	153	10	11	1	44	44	14	60	58	9	62	104	4	12	37	30
Nebraska:																	
Eastern.....	463	94	3	9	1	106	61	12	7	41	17	30	30	2	11	20	20
Western.....	97	30	5	7	1	17	21	1	1	5	1	2	2	1	1	9	9
South Dakota:																	
Northern.....	208	54	1	2	1	40	37	10	3	30	1	10	2	1	4	2	13
Ninth circuit.....	8,695	2,299	201	128	811	401	658	283	674	874	59	290	226	9	388	322	1,072
Alaska.....	184	86	8	1	5	11	31	9	6	6	1	2	1	1	2	10	7
Arizona.....	579	192	19	3	1	53	72	25	25	49	10	13	8	1	19	21	70
California:																	
Northern.....	2,280	445	11	7	337	28	128	57	384	322	16	89	92	6	91	65	202
Eastern.....	443	118	22	1	16	23	40	24	10	57	5	13	36	1	19	24	29
Central.....	2,003	387	19	49	101	25	114	54	160	185	10	109	57	1	193	76	464
Southern.....	289	60	1	103	4	11	9	9	15	15	1	9	5	1	8	9	45
Hawaii.....	222	88	1	1	25	23	28	4	2	29	1	1	1	1	3	4	15
Idaho.....	179	62	2	4	1	33	24	7	4	11	5	2	3	1	4	7	11
Montana.....	239	91	7	10	1	42	34	11	2	5	4	3	4	1	3	9	13
Nevada.....	328	127	11	4	2	34	37	9	7	34	1	7	10	1	7	18	21
Oregon.....	760	235	13	22	80	48	80	33	31	65	3	23	2	1	17	32	75
Washington:																	
Eastern.....	138	31	2	5	1	10	7	12	4	17	4	9	6	1	4	13	14
Western.....	745	262	3	21	142	20	30	23	30	77	1	5	3	1	18	34	76
Guam.....	306	115	83	1	1	47	22	6	1	1	1	1	1	1	1	1	30
Tenth circuit.....	2,778	894	80	23	2	369	357	73	62	244	46	166	64	17	65	110	266
Colorado.....	628	202	16	9	1	53	54	18	17	72	26	14	13	2	25	43	64
Kansas.....	800	320	16	3	1	118	128	11	10	79	11	17	12	9	14	26	26
New Mexico.....	283	87	11	6	1	53	38	11	1	26	1	12	15	2	5	3	13
Oklahoma:																	
Northern.....	198	69	7	1	1	29	23	7	7	10	1	11	1	1	4	11	20
Eastern.....	136	27	9	1	1	17	8	2	1	1	1	56	10	3	1	1	1
Western.....	341	107	14	2	2	55	55	10	4	19	5	29	1	1	8	12	19
Utah.....	316	64	5	2	1	27	41	8	22	24	3	27	11	1	9	14	59
Wyoming.....	76	18	2	1	1	17	10	6	1	14	1	1	3	1	1	1	4

¹ Civil commitment under the Narcotic Addict Rehabilitation Act of 1966, Public Law 89-793, approved Nov. 8, 1966.

² Federal Employers' Liability Act, 45 U.S.C. 51.

TABLE C-3a.—U.S. district courts, civil cases pending, by nature of suit and district as of June 30, 1974

Circuit and district	Total civil cases	U.S. cases																
		Total U.S. civil	Contract	Land condemnation	Other real property	Tort actions	Anti-trust	Civil rights	Prisoner petitions				Forfeitures and penalties	Labor suits	NA RA ¹	Social security	Tax suits	All other
									Motions to vacate sentence	Habeas corpus	Civil rights	Man-damus and other						
Total all districts.....	107,230	22,325	2,491	1,761	1,652	2,524	96	1,139	614	422	203	351	1,291	1,477	207	3,397	2,415	2,285
District of Columbia.....	1,760	781	127	49	14	71	5	108	34	15	14	21	6	15	-----	26	15	261
First Circuit.....	11,683	1,323	145	43	49	194	2	53	31	13	3	4	94	102	3	371	91	125
Maine.....	196	52	10	2	3	7	-----	1	1	1	-----	-----	2	10	-----	5	3	7
Massachusetts.....	8,945	687	60	40	11	122	2	42	20	10	3	3	58	64	2	69	64	97
New Hampshire.....	324	40	7	-----	1	6	-----	-----	-----	-----	-----	-----	4	9	-----	4	6	3
Rhode Island.....	346	92	21	-----	2	24	-----	5	2	-----	-----	-----	3	12	1	3	12	7
Puerto Rico.....	1,872	472	47	1	32	35	-----	5	8	2	-----	1	27	7	-----	290	6	11
Second Circuit.....	14,036	2,356	316	21	101	365	22	104	70	73	26	19	147	105	-----	193	301	393
Connecticut.....	1,275	248	19	5	10	17	1	14	3	46	2	4	8	37	-----	22	43	17
New York:																		
Northern.....	605	213	25	2	31	32	1	4	1	2	-----	1	13	30	-----	16	38	17
Eastern.....	2,307	622	54	3	10	130	2	22	29	4	-----	2	39	55	-----	66	58	148
Southern.....	8,582	949	163	3	15	154	16	42	28	18	20	11	67	42	-----	61	126	183
Western.....	954	265	49	8	25	29	1	18	8	3	4	1	16	24	-----	24	31	24
Vermont.....	313	59	6	-----	10	3	1	4	1	-----	-----	-----	4	7	-----	9	5	9
Third Circuit.....	11,014	1,785	154	103	109	182	11	74	47	45	18	24	79	171	86	301	192	189
Delaware.....	396	75	7	2	3	3	-----	3	2	1	-----	2	2	7	-----	11	11	21
New Jersey.....	2,801	709	95	55	53	80	4	27	19	13	-----	4	37	107	2	44	63	106
Pennsylvania:																		
Eastern.....	3,749	459	26	4	18	68	4	33	13	2	5	2	23	20	84	51	63	43
Middle.....	737	296	15	25	21	10	1	1	1	25	11	15	-----	9	-----	144	11	7
Western.....	1,250	219	8	16	6	17	2	10	6	3	2	1	15	27	-----	51	44	11
Virgin Islands.....	2,081	27	3	1	8	4	-----	-----	6	1	-----	-----	2	1	-----	-----	-----	1
Fourth Circuit.....	7,103	1,929	113	165	169	123	4	81	52	10	18	9	115	107	39	646	148	130
Maryland.....	1,320	264	29	16	15	18	1	23	11	3	1	-----	18	21	-----	32	60	16
North Carolina:																		
Eastern.....	443	108	17	5	2	9	-----	6	5	-----	-----	8	19	-----	12	11	14	
Middle.....	369	67	1	8	1	5	-----	2	4	1	1	-----	2	4	-----	23	9	6
Western.....	345	67	3	2	-----	1	1	7	5	-----	2	1	3	5	-----	28	4	5
South Carolina.....	1,271	466	16	-----	137	30	-----	7	13	3	1	-----	4	3	-----	220	20	12
Virginia:																		
Eastern.....	1,183	298	26	29	4	37	2	30	10	3	12	5	4	13	39	43	11	30
Western.....	586	201	5	18	1	4	-----	2	1	-----	-----	-----	20	12	-----	86	14	29
West Virginia:																		
Northern.....	389	78	6	16	2	1	-----	-----	2	-----	-----	-----	3	14	-----	23	7	4
Southern.....	1,197	380	10	71	7	18	-----	4	1	-----	1	3	44	16	-----	179	12	14
Fifth Circuit.....	20,680	3,544	454	256	159	367	7	235	151	77	34	88	107	106	26	528	519	250
Alabama:																		
Northern.....	993	175	13	10	1	16	-----	8	11	-----	-----	-----	5	7	2	61	23	18
Middle.....	199	34	5	1	1	2	-----	10	-----	1	-----	-----	1	2	1	8	2	-----
Southern.....	274	46	8	-----	3	4	-----	2	6	-----	-----	1	-----	1	-----	7	11	3
Florida:																		
Northern.....	222	55	6	-----	11	6	-----	3	6	2	-----	-----	1	2	-----	6	7	5
Middle.....	1,966	311	43	13	34	33	-----	24	17	5	5	1	16	21	2	22	47	28
Southern.....	980	214	19	49	9	25	1	13	14	1	2	1	18	11	-----	6	36	9
Georgia:																		
Northern.....	1,915	314	22	6	8	16	2	22	8	26	13	58	20	5	3	48	32	25
Middle.....	341	71	5	1	-----	10	-----	2	5	2	-----	-----	1	2	1	14	18	10
Southern.....	476	99	8	1	3	37	-----	7	3	-----	-----	-----	4	2	-----	8	15	11
Louisiana:																		
Eastern.....	3,556	234	47	1	8	37	-----	6	9	7	1	-----	22	11	8	31	31	15
Middle.....	381	68	15	-----	2	10	-----	7	-----	-----	-----	-----	1	8	1	14	8	2
Western.....	1,297	237	28	9	34	15	-----	15	1	-----	-----	1	17	10	1	61	34	11
Mississippi:																		
Northern.....	509	91	17	29	6	4	-----	3	2	-----	-----	1	3	4	-----	7	8	7
Southern.....	700	157	30	7	5	19	-----	16	3	-----	-----	1	5	15	-----	28	23	5
Texas:																		
Northern.....	1,841	379	64	-----	9	20	-----	35	15	5	3	3	12	21	-----	57	104	31
Eastern.....	885	244	19	55	4	12	-----	10	9	18	5	13	5	13	1	66	9	5
Southern.....	2,818	436	65	22	8	44	3	32	22	2	2	4	50	30	3	39	71	39
Western.....	1,034	338	31	52	9	32	1	20	20	8	3	4	15	31	3	45	30	25
Canal Zone.....	293	41	9	-----	4	25	-----	-----	-----	-----	-----	-----	1	-----	-----	-----	1	1

TABLE C-3a.—U.S. district courts, civil cases pending, by nature of suit and district as of June 30, 1974

Circuit and district	Private cases																
	Total private civil	Contract	Real property	FELA ¹	Marine personal injury	Motor vehicle personal injury	Other personal injury	Other tort actions	Anti-trust	Civil rights	Commerce	Prisoner petitions			Copyright patent trademark	Labor suits	All other
												Habeas corpus	Civil rights	Man-damus and other			
Total all districts.....	84,905	18,973	1,538	1,525	6,794	7,421	8,074	3,408	2,492	8,159	6,285	3,142	4,146	273	2,573	3,256	6,846
District of Columbia.....	979	242	32	11	44	113	194	23	125	71	2	4	7	9	35	27	40
First Circuit.....	10,360	1,266	171	81	569	363	755	113	113	455	5,074	122	106	8	139	164	261
Maine.....	144	36	9	12	14	10	10	8	1	13	1	5			3	5	17
Massachusetts.....	8,278	654	20	64	345	202	282	68	92	312	5,671	71	92	6	111	101	187
New Hampshire.....	284	42	1	2		59	130	7	2	19		2	3	2	2	2	11
Rhode Island.....	254	61	6	3	14	35	31	9	8	39	1	4	9		13	10	11
Puerto Rico.....	1,400	473	135		196	57	302	21	10	72	1	40	2		10	46	35
Second Circuit.....	11,680	3,183	69	322	1,857	635	809	331	336	843	109	276	669	26	558	288	1,369
Connecticut.....	1,027	230	20	25	8	94	106	85	47	178	4	17	73	5	48	32	55
New York:																	
Northern.....	392	51	4	51	4	45	43	6	8	37	1	7	71	2	15	23	24
Eastern.....	1,655	291	11	110	176	190	169	39	23	166	11	85	114		130	52	118
Southern.....	7,633	2,484	28	76	1,648	184	367	189	234	350	84	120	248	6	339	147	1,129
Western.....	689	91	2	57	21	45	51	4	21	76	9	45	160	13	24	34	36
Vermont.....	254	36	4	3		77	73	8	3	36		2	3		2		7
Third Circuit.....	9,220	1,862	288	249	598	1,149	1,297	220	252	606	74	171	296	14	286	298	1,560
Delaware.....	321	59	4	1	27	32	26	7	2	31		7	12	2	67	12	32
New Jersey.....	2,092	611	21	35	55	323	287	51	40	206	21	88	78	2	79	100	95
Pennsylvania:																	
Eastern.....	3,290	585	13	163	438	433	563	75	148	258	46	48	129	3	71	78	239
Middle.....	441	78	1	22		101	62	15	8	32		9	47	4	20	21	21
Western.....	1,031	213	4	28	72	139	148	38	53	78	7	15	30		48	87	71
Virgin Islands.....	2,054	316	245		6	121	211	34	1	1		4		3	1		1,111
Fourth Circuit.....	5,174	1,069	88	103	239	730	508	236	87	583	18	418	419	16	131	392	137
Maryland.....	1,056	267	13	18	64	106	81	40	31	110	8	118	98	4	38	26	34
North Carolina:																	
Eastern.....	335	72	6		16	42	23	8	0	55		33	56	3	3	3	9
Middle.....	302	70	3			27	32	7	7	60		39	28		16	7	6
Western.....	278	57	1	1		28	14	18	7	64	3	30	23	1	14	5	12
South Carolina.....	805	226	13	5	18	192	107	36	11	68	1	30	37	5	24	4	28
Virginia:																	
Eastern.....	885	162	10	17	111	130	69	46	10	116	2	53	87	2	16	18	27
Western.....	385	54	3	19		82	41	28	5	42		29	48		7	21	6
West Virginia:																	
Northern.....	311	41	10		2	21	43	10	1	19		77	36		1	42	8
Southern.....	817	120	20	43	28	102	98	43	9	49	4	9	6	1	12	266	7
Fifth Circuit.....	17,136	3,834	285	98	2,488	1,482	1,340	1,452	346	1,848	82	913	1,159	97	297	471	985
Alabama:																	
Northern.....	818	246	19	1	3	154	58	34	54	129		33	4	2	7	34	40
Middle.....	165	42	3			19	12	7	4	43		9	10	4	1		11
Southern.....	228	65	10	1	28	23	12	10	4	26	1	27	4	1	10	5	1
Florida:																	
Northern.....	167	29	1		1	19	8	6	3	36		20	12		5	6	11
Middle.....	1,655	288	10	4	46	44	43	41	25	133	6	184	653	15	27	60	76
Southern.....	766	261	7		42	10	43	24	37	49	9	33	8	1	81	104	57
Georgia:																	
Northern.....	1,601	367	29	5		179	134	490	25	175	3	30	22	8	20	22	92
Middle.....	270	78	2			53	19	18	7	45	2	9	22	1	5	3	6
Southern.....	377	100	8	2	7	63	35	40	1	34	1	13	50	2	8	7	6
Louisiana:																	
Eastern.....	3,322	701	85	13	1,204	207	257	441	30	216	10	35	12	4	11	38	58
Middle.....	313	41	5		43	33	32	13	2	45	1	14	33	3	3	18	27
Western.....	1,060	135	31	5	381	124	105	38	12	107	2	37	7		9	30	37
Mississippi:																	
Northern.....	418	125	5		14	65	33	23	3	65	2	34	16	16	1	6	10
Southern.....	543	153	10	3	28	102	66	43	5	79	1	21	3	2	3	12	12
Texas:																	
Northern.....	1,422	549	17	13	3	109	149	50	39	200	13	142	29	3	47	29	170
Eastern.....	641	82	11	13	115	66	109	21	7	75	2	47	59	14	3	6	11
Southern.....	2,382	537	28	28	548	77	108	117	56	261	26	171	191	18	42	72	102
Western.....	696	101	4	10	1	115	120	31	32	129	3	54	24	3	14	17	38
Canal Zone.....	252	34			14	20	6	5		1						2	170

TABLE C-3a.—U.S. district courts, civil cases pending, by nature of suit and district as of June 30, 1974—Continued

Circuit and district	Total civil cases	U.S. cases																
		Total U.S. civil	Contract	Land condemnation	Other real property	Tort actions	Anti-trust	Civil rights	Prisoner petitions				Forfeitures and penalties	Labor suits	NA RA ¹	Social security	Tax suits	All other
									Motions to vacate sentence	Habeas corpus	Civil rights	Mandamus and other						
Sixth Circuit.....	9,855	2,643	214	335	243	178	15	121	64	13	10	11	229	212	2	635	237	124
Kentucky:																		
Eastern.....	991	566	42	75	21	18		1	6				146	20		205	22	10
Western.....	719	223	24	35	24	12	1	8	7				11	7	2	52	29	13
Michigan:																		
Eastern.....	2,337	473	49	3	19	53	4	21	15	10	7	4	29	68		98	70	25
Western.....	897	180	26	9	15	10		6	5	1	1	1	2	23		55	11	10
Ohio:																		
Northern.....	1,954	358	22	6	79	37	7	28	5	1		1	14	35		54	40	29
Southern.....	1,265	393	23	42	73	19	1	22	11	1			12	28		114	37	20
Tennessee:																		
Eastern.....	490	129	9	60	2	10		5				1	7	2		24	6	3
Middle.....	530	169	7	81	6	5		8	8		1	1	5	6		13	18	10
Western.....	672	152	12	24	4	14	2	24	7		1	3	3	20		20	14	4
Seventh Circuit.....	7,702	1,672	209	60	322	104	9	81	30	45	31	47	85	156	1	160	205	127
Illinois:																		
Northern.....	2,902	489	83	1	74	35	5	43	15	3	1	3	31	50		27	69	49
Eastern.....	605	214	15	19	52	14		4	4	9	16	25	8	6		26	7	9
Southern.....	433	121	10	6	18	6		5	5	1	1	1	4	4		25	30	5
Indiana:																		
Northern.....	1,042	226	38	14	67	7	1	8	2	1			18	18		20	21	11
Southern.....	1,056	278	28	6	63	19		8	4	28	12	18	10	22	1	36	13	10
Wisconsin:																		
Eastern.....	937	216	20		16	14	3	9		3	1		8	34		23	52	33
Western.....	727	128	15	14	32	9		4					6	22		3	13	10
Eighth Circuit.....	5,941	1,530	200	257	67	109	5	64	40	43	27	90	56	93	3	139	176	155
Arkansas:																		
Eastern.....	828	178	39	16	21	11		6	3		1		5	8		30	23	15
Western.....	396	134	22	34	6	10		1	2	2			5	6		23	15	8
Iowa:																		
Northern.....	220	53	7	5	1	6		2					2	9		7	12	2
Southern.....	463	96	21	17	1	11		3	4				3	10		3	11	12
Minnesota.....	1,216	271	28	6	3	20	2	7	8	6	5	31	14	31	1	26	40	43
Missouri:																		
Eastern.....	641	138	8	43	2	6		19	8	1	1		5	5		13	17	10
Western.....	1,147	409	27	106	8	18	3	14	17	33	20	59	14	14	2	21	15	38
Nebraska.....	593	140	33	13	10	16		5	2					10		9	23	14
North Dakota.....	163	52	4	14	9	4		1					1			1	12	6
South Dakota.....	274	59	11	3	6	7		6	2	1			7			6	3	7
Ninth Circuit.....	13,195	3,614	410	302	270	726	13	155	56	64	16	19	235	172	40	316	388	423
Alaska.....	311	115	24	1	14	30		1					7	9			7	16
Arizona.....	1,060	345	31	21	36	55	1	14	3	3	1	1	24	29	16	38	46	26
California:																		
Northern.....	2,840	591	84	26	11	145	1	48	4	2	4	2	24	22		66	78	74
Eastern.....	922	448	34	71	39	103		15	8	5		1	26	34		43	31	38
Central.....	3,196	844	80	12	56	189	10	30	11	39	10	5	77	46	1	60	97	115
Southern.....	647	245	20	8	10	67		10	17	4			26	6	3	8	18	48
Hawaii.....	347	66	6		1	20		3		2			6			5	13	10
Idaho.....	320	119	32	33	17	5	1	1					4	2	2	4	9	9
Montana.....	358	86	19	2	19	10		1					1	4	1	11	8	10
Nevada.....	454	87	7	3	10	21		5	1				4	2	1	5	15	13
Oregon.....	954	266	48	31	8	31		2	4	1		1	10	8	16	27	18	21
Washington:																		
Eastern.....	315	147	8	55	23	4		4	3	1			4	1		17	15	12
Western.....	1,067	304	44	38	26	36		15	5	7	1	9	21	9		32	32	29
Guam.....	403	11	2	1		4							1				1	2
Tenth Circuit.....	4,261	1,148	140	170	149	105	3	63	33	24	6	19	48	58	7	77	143	103
Colorado.....	1,100	277	34	41	9	23	1	16	13	2		1	17	10	1	12	58	39
Kansas.....	1,074	290	41	46	15	37	2	14	9	19	3	15	8	16	3	25	24	13
New Mexico.....	439	131	17	15	17	17		14	2				9	3	3	6	16	12
Oklahoma:																		
Northern.....	363	128	13	35	44	2		1		1			2	7		9	10	4
Eastern.....	197	41	7	13	5	4		1					2			5	1	3
Western.....	576	164	18	17	50	7		8	9	1	3	2	2	15		11	18	5
Utah.....	385	85	7	1	1	10		9		1		1	9	5		5	15	21
Wyoming.....	127	32	3	2	8	5							1			4	3	6

TABLE C-3a.—U.S. district courts, civil cases pending, by nature of suit and district as of June 30, 1974—Continued

Circuit and district	Private cases																
	Total private civil	Contract	Real property	FELA ¹	Marine personal injury	Motor vehicle personal injury	Other personal injury	Other tort actions	Anti-trust	Civil rights	Commerce	Prisoner petitions			Copy-right, patent trademark	Labor suits	All other
												Habeas corpus	Civil rights	Man-damus and other			
Sixth Circuit.....	7,212	1,598	77	269	199	932	877	255	154	1,144	76	302	238	21	237	509	324
Kentucky:																	
Eastern.....	425	106	15	8	3	92	45	9	6	37		19	15	1	5	44	20
Western.....	496	112	4	2	13	85	50	42	13	60	2	16	14	1	10	42	30
Michigan:																	
Eastern.....	1,864	515	15	68	59	150	284	52	46	241	17	33	37	1	77	188	81
Western.....	717	113	10	9	12	86	104	14	11	103	20	71	82	2	18	33	29
Ohio:																	
Northern.....	1,566	325	10	124	90	148	175	66	41	311	21	42	23		72	80	68
Southern.....	872	173	8	53	13	88	75	41	19	173	5	50	26	2	29	73	44
Tennessee:																	
Eastern.....	361	65	8	3	2	115	60	10	1	55	1	8	7		3	11	12
Middle.....	361	51	2		1	68	44	13	9	67	1	37	13	1	11	27	16
Western.....	520	138	5	2	6	100	40	8	8	97	9	26	21	13	12	11	24
Seventh Circuit.....	6,030	1,495	133	81	60	657	589	151	216	788	64	155	546	36	324	353	382
Illinois:																	
Northern.....	2,413	783	31	26	30	110	104	42	164	377	44	56	125	1	215	163	192
Eastern.....	391	88	15	3	11	67	54	0	3	41	1	4	25	7	4	46	13
Southern.....	312	80	6	2	7	55	54	13	6	20	3	2	8		13	23	20
Indiana:																	
Northern.....	816	163	37	17	3	217	147	17	7	81	4	22	27	2	22	26	24
Southern.....	778	236	34	30	1	113	106	50	6	70		2	7	5	17	45	56
Wisconsin:																	
Eastern.....	721	134	10	2	8	55	77	14	24	127	10	55	74		40	35	56
Western.....	599	61		1		40	47	6	6	72	2	14	280	21	13	15	21
Eighth Circuit.....	4,411	1,096	57	133	22	591	530	169	214	463	76	169	292	25	94	205	285
Arkansas:																	
Eastern.....	650	156	1	2	6	122	84	28	6	99	1	41	56	9	5	14	20
Western.....	262	78	4	2	1	64	30	13	9	19	6	10	5		3	14	4
Iowa:																	
Northern.....	167	37	2	3		24	40	6	2	9	10	1	3		5	12	13
Southern.....	367	103	4	6	1	61	48	13	2	32	7	12	28		0	13	28
Minnesota:																	
Southern.....	945	204	11	81	8	112	101	31	99	70	13	5	19		48	30	113
Missouri:																	
Eastern.....	503	142	10	1	2	60	50	22	8	84	4	16	12	1	9	42	40
Western.....	738	171	14	13	1	40	48	19	69	79	12	47	130	12	6	49	28
Nebraska:																	
Eastern.....	453	97	2	15	2	63	58	16	14	42	22	34	36	3	5	29	15
North Dakota:																	
Eastern.....	111	44	6	8		13	20	2	1	9							8
South Dakota:																	
Eastern.....	215	64	3	2		32	51	9	4	20	1	3	3		4	2	16
Ninth Circuit.....	9,581	2,419	247	139	711	391	781	360	570	1,051	68	491	314	12	408	355	1,264
Alaska.....	196	106	7		6	14	22	8	5	7					3	9	9
Arizona.....	715	211	20	4	4	75	73	27	36	72	8	16	27	1	23	24	94
California:																	
Northern.....	2,249	420	16	6	266	27	129	69	274	338	23	142	122	6	107	70	225
Eastern.....	475	101	18	4	17	15	51	24	11	56	5	30	51	1	18	41	32
Central.....	2,352	413	19	46	84	33	157	58	141	252	9	222	65		192	78	583
Southern.....	402	102		2	13	3	13	18	8	20	1	10	5	1	12	12	73
Hawaii.....	261	96	4		33	32	48	4	4	39		1			1	7	12
Idaho.....	201	73	3	6		34	26	7	11	12	2	3	6		4	4	10
Montana.....	272	109	11	8	1	30	52	12	1	9	4	2	9	1	2	9	12
Nevada.....	367	106	25	4	1	29	46	9	8	46		20	14		13	20	26
Oregon.....	743	210	14	34	59	46	95	41	35	75	11	24	2		14	29	59
Washington:																	
Eastern.....	168	38	4	11		8	5	22	4	24	2	8	12		4	12	14
Western.....	763	252	5	14	127	17	33	42	32	91	3	7	1	1	15	40	83
Guam.....	392	173	101			28	31	19		1		6		1			32
Tenth Circuit.....	3,113	909	91	39	7	378	385	108	79	307	42	121	100	9	64	194	280
Colorado.....	823	267	14	18	1	59	67	32	15	104	14	10	12	1	30	103	76
Kansas.....	784	228	23	9		119	145	12	17	67	15	21	16	7	9	52	44
New Mexico.....	308	81	14	4		50	27	25	6	38	3	12	16		6	6	20
Oklahoma:																	
Northern.....	235	72	9		1	27	20	7	7	17	1	10			4	9	51
Eastern.....	156	23	8		3	22	16	1	1	1	2	18	53	1		1	6
Western.....	412	169	17	1		38	55	17	11	34	5	41	1		7	7	18
Utah.....	390	55	3	7	2	38	38	7	22	36	2	3	2		8	14	63
Wyoming.....	95	23	3			25	17	7		10		6				2	2

¹Civil commitment under the Narcotic Addict Rehabilitation Act of 1966, Public Law 89-793, approved November 8, 1966.

²Federal Employers' Liability Act, 45 U.S.C. 51.

TABLE C-3a.—U.S. district courts, U.S. civil cases pending, by nature of suit and district as of June 30, 1975

Circuit and district	Total civil cases	U.S. cases																
		Total U.S. civil	Contract	Land condemnation	Other real property	Tort actions	Anti-trust	Civil rights	Prisoner petitions				Forfeitures and penalties	Labor suits	NARA ¹	Social security	Tax suits	All other
									Motions to vacate sentence	Habeas corpus	Civil rights	Mandamus and other						
Total all districts.....	110,767	26,155	2,415	2,136	1,016	2,773	113	1,443	654	386	250	463	1,481	1,457	82	5,595	2,327	2,664
District of Columbia..	1,741	995	76	40	8	120	4	149	34	11	27	31	9	10	-----	62	14	310
First Circuit.....	13,029	1,387	128	46	60	178	3	84	27	7	5	9	101	92	2	389	116	140
Maine.....	247	62	6	4	2	9	-----	3	1	-----	-----	-----	1	7	-----	12	6	11
Massachusetts.....	10,422	794	75	42	24	120	3	62	21	6	4	9	70	66	2	86	93	106
New Hampshire.....	344	37	11	-----	1	6	-----	-----	-----	-----	-----	-----	2	7	-----	6	2	2
Rhode Island.....	424	67	12	-----	-----	14	-----	10	2	1	-----	-----	1	8	-----	3	6	10
Puerto Rico.....	1,592	427	24	-----	33	29	-----	9	3	-----	1	-----	27	4	-----	282	4	11
Second Circuit.....	14,229	2,415	298	23	116	337	18	119	59	59	31	38	190	171	-----	223	274	450
Connecticut.....	1,446	260	15	5	12	13	1	19	5	27	1	12	17	41	-----	26	41	25
New York:																		
Northern.....	645	191	20	1	18	31	1	4	2	3	-----	1	14	20	-----	17	31	19
Eastern.....	2,549	651	57	4	13	131	1	23	35	3	4	1	67	30	-----	82	60	131
Southern.....	8,182	950	152	1	26	127	14	46	12	21	23	18	63	32	-----	68	98	247
Western.....	1,114	299	44	11	31	34	1	24	5	2	3	5	25	22	-----	20	42	30
Vermont.....	293	64	10	1	16	1	-----	3	-----	-----	1	1	4	8	-----	10	2	7
Third Circuit.....	11,382	2,214	183	105	103	238	12	106	53	18	16	25	85	125	-----	800	160	185
Delaware.....	383	90	5	1	2	7	-----	7	-----	-----	-----	-----	5	3	-----	10	9	41
New Jersey.....	2,856	628	89	55	72	78	5	34	21	4	3	3	31	67	-----	49	56	61
Pennsylvania:																		
Eastern.....	3,699	466	29	10	12	111	2	46	23	2	2	3	15	25	-----	95	48	43
Middle.....	1,096	680	35	31	9	7	1	5	2	9	7	17	3	7	-----	534	3	10
Western.....	1,527	323	18	7	3	33	4	14	4	2	4	2	25	23	-----	112	44	28
Virgin Islands.....	1,821	27	7	1	5	2	-----	-----	3	1	-----	-----	6	-----	-----	-----	-----	2
Fourth Circuit.....	8,815	2,702	166	214	228	111	5	100	59	11	12	6	79	96	44	1,235	151	185
Maryland.....	1,452	342	47	27	32	29	1	20	11	2	1	1	15	24	-----	57	47	23
North Carolina:																		
Eastern.....	532	110	14	4	3	8	-----	14	13	1	-----	-----	4	10	-----	9	11	19
Middle.....	492	112	15	12	2	3	-----	2	7	2	1	-----	7	7	-----	33	7	14
Western.....	463	70	3	5	2	3	1	8	4	-----	-----	-----	2	2	-----	29	5	6
South Carolina.....	1,367	405	31	2	173	21	1	11	4	-----	1	-----	4	3	2	105	19	28
Virginia:																		
Eastern.....	1,364	343	36	42	6	33	2	37	10	2	9	5	1	2	42	49	28	39
Western.....	835	386	5	23	3	1	-----	6	2	1	-----	-----	16	12	-----	276	8	33
West Virginia:																		
Northern.....	430	135	5	16	3	1	-----	-----	-----	-----	-----	-----	2	15	-----	81	7	5
Southern.....	1,880	799	10	83	4	12	-----	2	8	3	-----	-----	28	21	-----	596	19	13
Fifth Circuit.....	23,974	4,020	463	394	251	386	14	322	161	74	43	73	243	222	20	566	488	300
Alabama:																		
Northern.....	1,168	321	21	26	3	20	-----	10	7	-----	-----	-----	12	15	3	156	24	15
Middle.....	222	36	11	1	3	4	-----	6	-----	-----	-----	-----	1	2	-----	4	-----	4
Southern.....	334	36	6	-----	-----	4	1	4	5	-----	1	1	2	2	-----	3	3	4
Florida:																		
Northern.....	284	70	5	-----	11	8	-----	2	5	4	2	3	5	5	-----	6	4	10
Middle.....	2,406	360	40	10	55	39	1	27	9	5	5	1	22	42	-----	34	45	25
Southern.....	1,443	378	13	159	37	25	1	25	19	-----	1	4	11	10	-----	11	37	25
Georgia:																		
Northern.....	2,073	352	34	12	6	18	2	47	15	20	20	40	21	5	-----	41	34	37
Middle.....	392	71	12	3	1	3	1	8	3	1	-----	-----	2	12	1	12	8	4
Southern.....	643	63	12	1	4	32	-----	6	2	2	1	-----	3	1	-----	6	10	6
Louisiana:																		
Eastern.....	3,974	225	32	1	28	43	-----	11	4	1	-----	1	17	12	7	20	30	18
Middle.....	375	64	10	-----	8	5	4	11	2	1	-----	-----	2	5	-----	0	1	6
Western.....	1,346	224	30	8	31	11	-----	14	1	1	-----	1	17	13	2	52	32	11
Mississippi:																		
Northern.....	564	90	17	20	8	4	-----	8	2	-----	-----	1	2	2	-----	8	4	5
Southern.....	856	186	35	4	5	19	-----	19	-----	1	-----	-----	4	10	-----	49	28	12
Texas:																		
Northern.....	2,142	386	52	2	10	27	-----	38	22	10	3	1	14	21	-----	50	90	37
Eastern.....	943	210	22	43	1	16	-----	12	8	12	6	4	4	10	6	46	13	7
Southern.....	3,297	507	72	24	5	56	2	45	21	2	3	5	82	30	1	38	67	54
Western.....	1,097	352	31	71	8	26	2	20	36	14	1	10	19	25	-----	21	48	20
Canal Zone.....	415	66	8	-----	27	26	-----	-----	-----	-----	-----	1	3	-----	-----	-----	1	-----

TABLE C-3a.—U.S. district courts, private civil cases pending, by nature of suit and district as of June 30, 1975

Circuit and district	Private cases																
	Total private civil	Contract	Real property	FELA ¹	Marine personal injury	Motor vehicle personal injury	Other personal injury	Other tort actions	Anti-trust	Civil rights	Commerce	Prisoner petitions			Copy-right, patent, trademark	Labor suits	All other
												Habeas corpus	Civil rights	Man-damus and other			
Total all districts.....	93,812	21,109	1,765	1,544	6,602	6,812	8,908	4,050	2,526	10,400	7,261	3,281	5,241	194	2,609	4,292	7,018
District of Columbia.....	836	222	11	8	2	90	119	29	184	67	2	21	24	5	26	21	55
First Circuit.....	11,642	1,327	168	84	510	366	814	135	115	608	6,684	87	148	5	125	193	273
Maine.....	185	48	10	15	8	24	25	12	3	15	1	3	1		4	4	12
Massachusetts.....	9,628	751	23	61	337	208	379	65	93	433	6,677	65	110	4	99	128	195
New Hampshire.....	307	60	3	2	2	50	110	11	2	21	1		16		3	7	4
Rhode Island.....	357	89	4	6	16	38	42	31	6	54	1	4	17		14	13	22
Puerto Rico.....	1,165	373	128		147	37	258	16	11	85	4	15	4	1	5	41	40
Second Circuit.....	11,814	3,216	69	296	1,764	571	830	411	336	1,021	48	276	685	23	602	375	1,291
Connecticut.....	1,186	258	17	13	11	70	96	172	48	251	4	27	70	5	47	35	92
New York:																	
Northern.....	454	63	4	44	2	55	45	6	14	49	1	1	69	2	37	32	30
Eastern.....	1,898	376	14	124	185	177	210	50	38	199	11	71	111		142	58	132
Southern.....	7,232	2,375	30	51	1,551	180	363	172	209	377	25	106	241	2	342	200	1,008
Western.....	815	108	2	63	15	46	58	3	25	103	6	69	179	14	29	48	47
Vermont.....	229	36	2	1		43	58	8	2	42	1	2	15		5	2	12
Third Circuit.....	9,168	1,980	291	239	600	1,025	1,214	264	231	706	60	170	324	6	260	395	1,403
Delaware.....	293	55	5	1	22	34	21	9	4	34		8	16	1	52	4	27
New Jersey.....	2,228	628	31	22	63	318	304	42	50	234	22	95	109	2	97	114	97
Pennsylvania:																	
Eastern.....	3,233	633	21	180	430	181	526	79	107	273	32	42	126		63	111	239
Middle.....	416	99	3	10	1	76	56	13	8	36	3	9	38	1	15	29	10
Western.....	1,204	249	6	26	73	128	158	73	61	127	3	12	34		42	137	75
Virgin Islands.....	1,774	316	225		11	88	149	48	1	2		4	1	2	1		946
Fourth Circuit.....	6,113	1,316	106	114	235	714	641	228	90	765	19	392	541	71	152	596	193
Maryland.....	1,110	273	19	15	46	104	66	45	30	159	8	103	137	4	27	34	40
North Carolina:																	
Eastern.....	422	102	7	3	17	31	21	10	5	63		29	90	1	9	4	10
Middle.....	380	82	6	1		15	52	6	7	78		54	40		34	15	10
Western.....	393	88	7	1		28	39	13	6	71	3	30	37	1	30	9	30
South Carolina.....	962	281	17	2	13	231	152	34	17	100		26	43	1	21	7	17
Virginia:																	
Eastern.....	1,021	223	18	12	125	98	133	33	12	130	4	65	76	3	12	29	48
Western.....	449	87	5	26		70	45	48	3	43		17	54	1	7	32	11
West Virginia:																	
Northern.....	295	41	8	4	2	31	27	8	1	22	1	48	52		1	42	7
Southern.....	1,081	139	19	50	32	106	126	31	9	79	3	20	12		11	424	20
Fifth Circuit.....	19,954	4,535	412	124	2,579	1,385	1,513	1,694	385	2,347	120	997	1,738	61	295	613	1,096
Alabama:																	
Northern.....	847	280	25		1	91	74	39	16	154	3	54	13		15	48	34
Middle.....	186	33	3			21	19	10	1	28	2	20	33		5		11
Southern.....	298	91	11		30	15	15	18	3	18	1	25	35		7	7	13
Florida:																	
Northern.....	214	55	10		6	9	11	5	4	32	2	6	49		2	5	18
Middle.....	2,046	351	27	3	60	31	50	52	40	150	13	198	855	15	40	68	93
Southern.....	1,065	390	12	2	45	18	31	26	64	73	25	58	21	2	49	163	86
Georgia:																	
Northern.....	1,721	460	20	6	2	163	138	463	37	217	2	32	31	4	19	28	99
Middle.....	321	71	21		4	50	23	36	8	47	3	16	25	1	2	5	9
Southern.....	557	117	7	1	8	85	56	74	2	63	2	15	106	2	3	5	11
Louisiana:																	
Eastern.....	3,749	793	114	25	1,306	221	285	522	45	235	16	31	16	1	12	42	85
Middle.....	311	35	6	1	29	26	35	11	2	45	3	32	54		1	13	18
Western.....	1,122	161	34	12	366	128	100	62	9	121	1	46	5	2	9	25	41
Mississippi:																	
Northern.....	474	115	6		12	76	44	31	3	95	1	35	24	10	1	11	82
Southern.....	870	187	15	4	23	106	89	49	6	122	1	15	11	1	10	10	11
Texas:																	
Northern.....	1,756	509	27	23	1	109	159	72	48	266	13	182	63	2	55	52	175
Eastern.....	733	96	18	10	90	62	112	33	10	126		38	101	5	5	12	15
Southern.....	2,790	642	41	26	567	66	136	140	56	416	27	148	270	14	44	81	116
Western.....	745	122	14	11	2	97	125	41	31	189	5	48	26	2	16	27	39
Canal Zone.....	349	87	1		18	17	11	10								2	203

TABLE C-3a.—U.S. district courts, U.S. civil cases pending, by nature of suit and district as of June 30, 1975—Continued

Circuit and district	U.S. cases																	
	Total civil cases	Total U.S. civil	Contract	Land condemnation	Other real property	Tort actions	Anti-trust	Civil rights	Prisoner petitions				Forfeitures and penalties	Labor suits	NA-R.A. ¹	Social security	Tax suits	All other
									Motions to vacate sentence	Habeas corpus	Civil rights	Mandamus and other						
Sixth Circuit.....	11,271	3,469	192	278	288	193	20	124	63	20	0	13	277	224	1,375	241	152
Kentucky:																		
Eastern.....	1,574	1,101	25	86	26	11	2	6	3	1	4	173	28	698	23	15
Western.....	805	266	17	26	17	12	2	8	2	14	11	113	27	17
Michigan:																		
Eastern.....	2,756	546	45	4	21	56	7	33	25	9	4	7	24	62	144	71	34
Western.....	1,009	228	28	5	20	12	1	9	3	1	1	6	30	81	14	17
Ohio:																		
Northern.....	1,946	346	20	3	60	40	8	21	4	1	1	26	38	49	42	33
Southern.....	1,479	493	21	25	126	25	1	12	4	4	1	10	30	188	28	18
Tennessee:																		
Eastern.....	466	174	12	53	1	5	3	2	1	14	4	67	7	5
Middle.....	558	181	8	64	6	11	11	13	1	6	9	23	19	10
Western.....	678	134	16	12	11	21	1	25	4	1	1	1	4	12	12	10	3
Seventh Circuit.....	8,604	1,927	170	63	290	145	8	88	44	67	48	90	84	156	314	208	152
Illinois:																		
Northern.....	3,422	546	60	1	65	66	3	37	27	1	3	5	40	54	43	69	72
Eastern.....	760	364	14	21	64	16	3	5	24	24	52	3	6	117	12	3
Southern.....	472	105	8	5	6	6	4	3	2	1	3	2	35	25	5
Indiana:																		
Northern.....	1,066	213	41	13	47	6	1	9	1	1	10	19	25	26	14
Southern.....	1,126	292	16	7	57	26	7	6	26	7	24	9	14	65	12	16
Wisconsin:																		
Eastern.....	1,064	259	22	1	35	18	4	19	2	3	2	6	40	26	52	29
Western.....	694	148	9	15	16	7	9	12	12	6	13	21	3	12	13
Eighth Circuit.....	7,026	1,761	192	316	118	121	5	72	55	45	24	93	78	101	2	193	169	179
Arkansas:																		
Eastern.....	1,065	185	27	13	29	13	0	4	2	5	16	25	26	16
Western.....	524	177	8	27	26	16	2	1	1	2	8	60	14	12
Iowa:																		
Northern.....	244	53	5	3	3	8	2	1	1	1	3	7	5	10	4
Southern.....	446	93	16	7	4	13	4	1	2	11	14	10	11
Minnesota:																		
.....	1,439	331	37	7	5	28	1	20	9	12	7	39	19	31	33	37	46
Missouri:																		
Eastern.....	781	171	22	50	4	4	12	7	1	11	10	17	11	22
Western.....	1,354	475	27	167	11	16	2	16	24	30	14	53	15	9	1	28	26	36
Nebraska.....	688	143	28	24	18	9	2	3	8	7	1	3	25	15
North Dakota.....	161	44	6	6	6	5	1	4	1	7	8
South Dakota.....	324	89	16	12	12	0	7	4	1	7	1	8	3	9
Ninth Circuit.....	14,671	3,983	405	332	300	846	21	201	63	53	28	59	276	204	11	311	384	480
Alaska.....	348	143	31	0	9	36	8	1	1	13	8	7	20
Arizona.....	1,149	357	39	24	45	52	2	18	6	1	6	32	30	9	29	33	31
California:																		
Northern.....	2,857	588	63	18	12	117	7	58	4	6	10	5	21	32	52	87	96
Eastern.....	1,161	527	48	67	38	171	19	12	5	3	25	33	47	20	39
Central.....	3,692	897	63	11	44	260	9	38	18	33	9	24	84	40	75	83	106
Southern.....	719	277	30	24	12	67	1	9	8	2	3	34	10	8	17	52
Hawaii.....	468	98	13	1	30	4	2	10	3	4	16	15
Idaho.....	334	121	18	29	30	12	1	1	1	3	2	1	6	3	14
Montana.....	384	110	13	3	17	9	3	1	1	5	7	12	23	13
Nevada.....	552	128	18	3	14	26	9	2	1	3	9	5	21	17
Oregon.....	1,128	235	13	39	28	30	1	9	5	1	3	15	13	1	28	20	29
Washington:																		
Eastern.....	313	123	11	24	27	2	3	1	5	3	2	18	14	13
Western.....	1,264	365	42	79	33	31	22	5	6	2	10	25	15	27	39	29
Guam.....	302	14	3	3	3	1	3
Tenth Circuit.....	5,025	1,372	142	325	145	98	3	78	36	21	7	26	61	56	3	127	122	122
Colorado.....	1,388	272	37	32	8	26	26	9	2	1	17	5	1	30	45	33
Kansas.....	1,150	323	46	73	17	28	1	9	5	14	3	23	15	18	2	19	27	23
New Mexico.....	480	148	13	39	18	14	1	13	8	1	8	2	10	7	14
Oklahoma:																		
Northern.....	482	232	5	149	28	4	4	11	11	12	8
Eastern.....	242	71	7	11	12	4	1	1	2	29	2	2
Western.....	621	161	13	20	46	9	17	6	3	3	2	1	6	12	13	10
Utah.....	499	103	12	1	2	12	1	5	1	2	18	11	16	7	20
Wyoming.....	163	57	9	14	5	3	2	2	1	0	12

TABLE C-3a.—U.S. district courts, private civil cases pending, by nature of suit and district as of June 30, 1975—Continued

Circuit and district	Private cases																
	Total private civil	Contract	Real property	FELA ²	Marine personal injury	Motor vehicle personal injury	Other personal injury	Other tort actions	Anti-trust	Civil rights	Commerce	Prisoner petitions			Copy-right, patent, trademark	Labor suits	All other
												Habeas corpus	Civil rights	Man-damus and other			
Sixth Circuit.....	7,802	1,726	105	276	194	758	1,055	341	146	1,411	55	281	202	11	221	569	361
Kentucky:																	
Eastern.....	473	113	14	12	4	86	44	8	8	63		20	19	1	9	53	19
Western.....	539	114	6	3	13	79	68	58	6	66	3	10	25		12	37	39
Michigan:																	
Eastern.....	2,210	599	33	80	59	135	400	48	46	356	15	44	51	1	65	184	94
Western.....	781	101	14	11	14	90	120	11	11	134	2	92	89	3	20	40	20
Ohio:																	
Northern.....	1,600	316	15	125	76	116	185	69	35	348	18	36	24		60	100	77
Southern.....	956	174	8	41	14	74	85	104	19	207	6	26	37		31	112	48
Tennessee:																	
Eastern.....	292	71	11	1	2	64	55	7	3	41	2	5		1	5	11	13
Middle.....	377	74	2	1	1	50	43	20	3	80	1	36	13		10	24	19
Western.....	544	164	2	2	11	64	55	16	15	116	8	12	34	5	9	5	23
Seventh Circuit.....	6,677	1,608	178	79	72	571	596	194	237	1,032	72	182	626	20	317	455	408
Illinois:																	
Northern.....	2,376	838	39	29	34	99	118	57	157	529	54	83	158	1	205	250	225
Eastern.....	396	82	26	2	7	70	58	9	5	48	2	5	32	5	2	38	5
Southern.....	367	85	21	3	10	45	63	17	9	36	2	1	10		15	32	18
Indiana:																	
Northern.....	853	176	28	16	6	185	140	26	14	101	4	20	39	2	27	35	34
Southern.....	834	228	50	28	2	108	117	39	12	111	3	5	16	2	17	50	46
Wisconsin:																	
Eastern.....	805	147	13	1	13	45	71	28	31	148	6	45	115		41	42	59
Western.....	546	52	1			19	29	18	9	89	1	23	256	10	10	8	21
Eighth Circuit.....	5,265	1,271	69	133	30	605	623	225	230	671	88	219	373	30	104	255	339
Arkansas:																	
Eastern.....	890	201	4	7	9	105	111	37	5	164	2	60	108	10	5	27	25
Western.....	347	104	6	3	1	72	59	17	10	31	3	9	8		2	16	6
Iowa:																	
Northern.....	191	45	5	4		27	32	5	3	18	13	2	4	1	9	11	12
Southern.....	353	91	7	3		52	42	18	4	31	7	11	26		11	12	38
Minnesota.....	1,108	272	13	76	6	115	99	34	112	91	19	7	34		48	38	144
Missouri:																	
Eastern.....	610	162	7	3	4	64	73	40	9	123	6	15	14		10	45	35
Western.....	879	174	15	11	5	44	55	25	70	118	17	81	146	19	6	59	34
Nebraska.....	545	116	4	17	4	78	82	36	9	51	21	27	31		8	39	22
North Dakota.....	117	34	4	8		12	21	4	3	16					1	2	12
South Dakota.....	235	72	4	1	1	36	49	9	5	28		7	2		4	6	11
Ninth Circuit.....	10,688	2,715	241	146	610	361	1,075	427	518	1,335	71	559	373	11	439	528	1,279
Alaska.....	205	101	6		11	8	18	14	3	7					2	26	9
Arizona.....	792	220	18	4	5	72	67	27	42	123	8	18	23	1	31	33	100
California:																	
Northern.....	2,289	472	17	4	194	21	127	57	207	423	19	156	103	5	94	108	262
Eastern.....	634	127	16	6	23	14	41	17	10	79	5	94	109	2	22	35	34
Central.....	2,795	516	17	60	85	32	438	80	125	274	9	216	70		220	119	534
Southern.....	442	119	6	1	67	5	15	23	15	42	1	16	3	1	14	23	91
Hawaii.....	370	123	6		30	23	61	30	9	46			3		5	18	16
Idaho.....	213	75	2	7	1	31	33	13	8	12	2	2	0		1	8	9
Montana.....	274	104	11	14		32	41	17	5	15	2		4		1	12	16
Nevada.....	424	130	22	5		28	55	13	6	70	1	12	26		12	19	25
Oregon.....	893	258	19	25	76	55	108	44	34	117	10	21	11		16	49	50
Washington:																	
Eastern.....	190	43	2	6		8	11	27	8	21	3	13	10		5	16	17
Western.....	890	314	7	14	118	20	40	52	46	102	11	6	2		15	62	90
Guam.....	288	113	92			12	20	13		4		5		2	1		26
Tenth Circuit.....	3,653	1,133	115	45	6	366	428	102	104	407	42	97	117	11	68	292	320
Colorado.....	1,116	381	28	12	1	51	78	25	29	167	20	11	28	1	27	169	68
Kansas.....	827	224	25	7		107	174	17	14	89	12	8	28	9	10	61	42
New Mexico.....	332	119	13	4		42	29	14	6	39	1	14	20		3	12	16
Oklahoma:																	
Northern.....	250	84	8	1	1	21	33	9	9	17	2	10			6	9	40
Eastern.....	171	49	8		3	27	15	4		8	1	13	30	1		3	9
Western.....	460	159	26	1	1	54	53	18	15	37	4	35	3		9	12	33
Utah.....	391	89	4	19		26	34	8	31	44	1	5	5		12	23	90
Wyoming.....	106	28	3	1		38	12	7		6	1	1	3		1	3	2

¹ Civil commitment under the Narcotic Addict Rehabilitation Act of 1966, Public Law 89-793, approved November 8, 1966.

² Federal Employers' Liability Act, 45 U.S.C. 51.

TABLE C-3A.—U.S. district courts, civil cases pending, by nature of suit and district as of June 30, 1976

Circuit and district	Total civil cases	United States cases																
		Total U.S. civil	Contract	Land condemnation	Other real property	Tort actions	Anti-trust	Civil rights	Prisoner petitions				Forfeitures and penalties	Labor suits	NA-RA ¹	Social Security	Tax suits	All other
									Motions to vacate sentence	Habeas corpus	Civil rights	Man-damus and other						
Total all districts ...	140,189	34,288	2,524	3,299	2,362	2,963	109	1,946	615	426	255	350	1,692	1,739	57	10,122	2,504	3,325
District of Columbia	1,787	980	36	18	9	90	4	231	19	14	9	30	17	13		44	13	433
First Circuit	14,968	1,709	117	50	73	156	1	103	21	10	3	9	115	118		626	111	196
Maine	276	76	7	3	5	8		6		1			4	7		22	5	8
Massachusetts	12,162	879	75	46	44	98	1	73	17	7	2	8	85	94		100	85	144
New Hampshire	315	41	1		2	4		3					8	8		7	6	10
Rhode Island	569	87	13	1	1	14		9					3	6		14	11	14
Puerto Rico	1,646	626	21		21	32		12	3	2	1	1	23	3		483	4	20
Second Circuit	15,202	2,607	284	19	146	336	15	174	59	46	35	19	236	187		299	280	472
Connecticut	1,693	290	17	5	26	20	1	27	5	18	4	1	16	34		41	40	35
New York:																		
Northern	699	195	32	1	11	26	2	6		1	1	3	13	31		23	27	18
Eastern	3,029	775	59	2	31	125	3	49	25	7	5	3	100	50		100	48	165
Southern	8,441	1,016	143	2	29	130	8	63	23	16	23	10	91	40		94	119	225
Western	1,043	261	28	9	29	34	1	22	2	3	2	2	15	23		27	42	22
Vermont	297	70	5		20	1		7	1	1			1	9		14	4	7
Third Circuit	12,336	2,628	174	150	128	232	8	136	57	38	13	27	124	142		1,004	170	225
Delaware	454	77	3	1	7	4	1	6					8	3		7	10	27
New Jersey	3,137	707	92	56	76	87	4	54	19	3	4	2	57	59		59	55	80
Pennsylvania:																		
Eastern	3,896	619	26	16	29	100	2	55	29	6	1	2	19	30		200	33	71
Middle	1,256	771	33	72	4	8		3	2	28	7	21	7	19		541	15	11
Western	1,703	438	15	4	11	32	1	17	6	1	1	2	29	31		197	57	34
Virgin Islands	1,890	16	6	1	1	1		1	1				4					2
Fourth Circuit	11,714	4,485	205	303	257	156	4	156	46	11	12	2	103	124	36	2,672	148	250
Maryland	1,792	472	30	74	21	42	2	38	6	4	8		26	17		121	42	41
North Carolina:																		
Eastern	630	172	14	22	3	13		24	6				3	14		29	14	30
Middle	677	159	11	30	2	9		11	5		1		11	9		49	8	13
Western	561	104	8	12	2	6		15	7		1		3	3		26	13	11
South Carolina	1,671	599	91	2	209	31	1	16	5	1			12	17		174	12	28
Virginia:																		
Eastern	1,461	363	29	31	10	40	1	39	8	4	1	2	8	13	36	60	22	64
Western	1,256	710	4	8	2	2		9					19	18		609	10	34
West Virginia:																		
Northern	643	224	5	18	2	2		3	2		1		4	15		156	11	5
Southern	3,023	1,682	13	106	6	11		1	7	2			20	28		1,448	16	24
Fifth Circuit	29,128	5,249	495	511	253	501	13	412	161	76	61	74	299	308	9	1,150	517	409
Alabama:																		
Northern	1,450	443	17	37	3	26		23	8	2	1		11	2	251	33	17	
Middle	261	38	1		4	8		11					4		5	2	3	
Southern	402	46	2		3	3		4	1				7	4	17	2	3	
Florida:																		
Northern	292	81	5	2	18	6		2	3		1	4	3	5		18	6	8
Middle	2,971	455	50	10	78	44	1	24	17	4	4	4	13	50		65	56	35
Southern	1,873	596	16	313	12	31	2	22	17	2	3	5	23	24		21	38	67
Georgia:																		
Northern	2,314	406	38	4	8	24	1	65	15	18	33	24	33	10		71	30	32
Middle	403	84	12	2	3	12		9	3	1		1	3	9		20	6	3
Southern	761	119	14	1	3	33		6	2				4	2		36	9	9
Louisiana:																		
Eastern	4,906	340	39	1	29	93		19	11	4	1	2	18	16	4	47	30	26
Middle	405	80	6		7	5	4	6	1				2	9		31	4	5
Western	1,586	297	36	7	29	31		12	1	2		1	9	16		100	25	28
Mississippi:																		
Northern	662	122	15	32	5	8		17	3			1	2	4		19	11	5
Southern	940	217	36	1	9	14		26	1		1		4	12		92	10	11
Texas:																		
Northern	2,720	517	70		15	29	1	53	17	6	3	3	24	36	2	89	115	54
Eastern	1,281	311	14	23	4	16		19	6	25	8	9	5	13		153	11	5
Southern	4,182	667	77	19	11	69	2	56	30	3	5	12	116	51	1	59	85	71
Western	1,270	395	37	59	12	34	2	38	25	9	1		16	31		56	43	26
Canal Zone	449	35	10			15							7				1	1

TABLE C-3A.—U.S. district courts, civil cases pending, by nature of suit and district as of June 30, 1976 — Continued

Circuit and district	Private cases																
	Total private civil	Contract	Real property	FELA ^a	Marine personal injury	Motor vehicle personal injury	Other personal injury	Other tort actions	Anti-trust	Civil rights	Commerce	Prisoner petitions			Copyright, patent trademark	Labor suits	All other
												Habeas corpus	Civil rights	Mandamus and other			
Total all districts	105,901	23,678	1,835	1,677	6,727	6,438	10,248	4,750	2,778	12,911	8,743	3,715	6,341	150	2,861	5,469	7,580
District of Columbia	807	197	7	3	3	68	179	39	74	95	4	12	19	29	24	54	
First Circuit	13,259	1,354	167	82	511	354	820	150	108	702	8,018	131	193	6	158	236	269
Maine	200	57	5	14	13	19	28	6	4	26	2	4	3	5	3	11	
Massachusetts	11,283	826	18	63	336	210	475	70	82	472	8,004	84	135	1	131	174	202
New Hampshire	274	65	7	1	2	51	87	4	2	21	1	2	21	3	5	2	
Rhode Island	482	107	7	4	22	36	65	50	13	73	17	28	12	17	31
Puerto Rico	1,020	299	130	138	38	165	20	7	110	11	24	6	5	7	37	23
Second Circuit	12,595	3,443	66	300	1,762	526	1,053	548	346	1,207	39	363	681	21	593	363	1,284
Connecticut	1,403	285	19	9	14	77	130	240	52	310	2	35	51	3	54	41	81
New York:																	
Northern	504	66	5	53	2	47	60	15	12	53	2	5	90	2	38	31	23
Eastern	2,254	438	17	121	234	171	327	62	52	236	12	130	111	1	123	73	146
Southern	7,425	2,500	23	46	1,505	163	406	208	203	457	17	126	254	2	342	173	990
Western	782	111	1	70	7	38	66	11	26	109	4	67	153	13	31	43	32
Vermont	227	43	1	1	30	64	12	1	42	2	12	5	2	12
Third Circuit	9,708	2,050	243	222	443	931	1,312	264	232	953	75	158	425	4	280	480	1,616
Delaware	377	63	4	1	23	40	35	14	5	46	2	9	28	59	13	35
New Jersey	2,430	668	21	18	69	316	328	51	44	310	21	83	158	119	119	105
Pennsylvania:																	
Eastern	3,277	703	19	175	296	320	530	107	120	398	32	37	119	53	122	246
Middle	485	94	9	7	1	84	83	16	6	42	2	14	64	3	12	31	17
Western	1,265	279	8	20	45	84	156	64	56	155	18	5	55	37	193	90
Virgin Islands	1,874	243	182	1	9	87	180	32	1	2	10	1	2	1,123	
Fourth Circuit	7,229	1,516	110	151	225	667	727	285	106	984	27	499	659	8	189	821	255
Maryland	1,320	328	16	14	49	107	102	49	37	230	6	110	151	2	28	39	52
North Carolina:																	
Eastern	458	109	3	3	23	31	26	10	7	101	40	66	1	13	6	19
Middle	518	93	6	2	22	35	27	6	112	1	66	66	43	24	15
Western	457	97	5	19	33	21	4	91	3	50	46	1	34	18	35
South Carolina	1,072	352	34	2	14	199	143	44	19	102	5	34	52	30	10	32
Virginia:																	
Eastern	1,098	234	5	17	102	80	148	34	19	156	5	72	122	4	23	21	56
Western	546	113	9	33	74	50	55	3	57	1	18	58	9	52	14
West Virginia:																	
Northern	419	36	12	11	8	26	29	7	2	36	1	84	79	1	81	6
Southern	1,341	154	20	69	29	109	161	38	9	99	5	25	19	8	570	26
Fifth Circuit	23,879	5,618	501	144	2,951	1,401	1,772	1,817	467	3,018	146	1,185	2,339	50	334	860	1,276
Alabama:																	
Northern	1,007	353	21	1	4	72	89	59	13	163	5	19	32	1	15	123	37
Middle	223	70	3	25	22	10	2	34	15	22	2	2	16
Southern	358	92	13	1	58	21	18	15	2	31	1	24	51	8	7	14
Florida:																	
Northern	211	54	8	5	8	9	3	4	44	1	14	37	2	7	15
Middle	2,516	465	30	5	64	35	72	60	55	217	18	209	1,049	14	48	101	74
Southern	1,277	497	19	1	58	12	43	41	78	90	42	52	38	46	155	105
Georgia:																	
Northern	1,908	487	24	9	1	169	135	485	51	231	11	55	40	3	34	52	121
Middle	319	73	8	5	45	30	29	5	48	1	22	36	1	4	4	8
Southern	642	129	6	1	17	78	54	74	5	78	2	34	139	6	5	9	5
Louisiana:																	
Eastern	4,566	1,077	169	24	1,576	246	369	522	54	298	11	41	24	1	16	43	95
Middle	325	30	10	2	35	21	28	17	5	60	2	16	60	24	15	15
Western	1,289	198	35	15	414	138	100	60	8	143	1	55	16	2	15	42	47
Mississippi:																	
Northern	540	130	9	18	80	52	49	2	113	1	32	23	3	3	12	13
Southern	723	192	17	7	24	112	112	45	7	140	1	23	10	6	14	13
Texas:																	
Northern	2,203	624	41	18	1	108	194	94	60	349	17	178	97	1	69	89	263
Eastern	970	110	20	15	114	61	168	43	16	163	1	95	136	5	4	10	9
Southern	3,515	803	51	32	535	64	157	149	66	613	25	233	474	13	43	119	138
Western	875	130	16	8	1	97	111	50	34	203	6	68	55	14	37	45
Canal Zone	414	104	1	26	9	9	12	10	243	

TABLE C-3A.—U.S. district courts, civil cases pending, by nature of suit and district as of June 30, 1976 —
Continued

Circuit and district	Total civil cases	United States cases																
		Total U.S. civil	Contract	Land condemnation	Other real property	Tort actions	Anti-trust	Civil rights	Prisoner petitions				Forfeitures and penalties	Labor suits	NA-RA ¹	Social Security	Tax suits	All other
									Motions to vacate sentence	Habeas corpus	Civil rights	Mandamus and other						
Sixth Circuit	14,370	5,310	242	278	434	177	20	162	62	19	13	18	286	263	2,855	252	229
Kentucky:																		
Eastern	2,785	2,240	28	96	27	17	3	4	10	2	11	170	23	1,796	21	32
Western	1,025	351	18	34	21	16	4	12	4	11	13	155	37	26
Michigan:																		
Eastern	3,480	707	69	4	35	54	8	36	32	5	4	2	48	68	247	66	39
Western	1,233	293	24	3	29	16	2	8	5	1	1	5	48	121	11	19
Ohio:																		
Northern	2,311	522	31	1	157	30	5	30	2	2	1	24	32	115	52	40
Southern	1,778	636	39	15	147	25	1	25	3	1	1	1	9	52	257	27	33
Tennessee:																		
Eastern	505	213	7	55	5	5	3	1	9	3	114	7	4
Middle	586	187	8	53	6	9	10	11	2	1	5	16	32	21	13
Western	667	161	28	17	7	5	35	2	2	1	5	8	18	10	23
Seventh Circuit	9,699	2,161	208	128	322	133	8	108	41	84	56	76	85	148	313	268	183
Illinois:																		
Northern	4,018	653	99	3	49	55	4	57	17	4	2	8	48	52	74	85	96
Eastern	711	280	11	12	60	19	3	7	33	31	41	1	4	41	10	7
Southern	547	146	8	4	8	10	7	2	1	5	8	57	27	9
Indiana:																		
Northern	1,178	257	39	34	61	9	9	8	1	10	16	34	22	14
Southern	1,206	279	19	14	62	17	6	4	19	7	12	8	17	71	8	15
Wisconsin:																		
Eastern	1,145	296	27	1	49	17	4	23	3	1	1	3	4	31	28	73	31
Western	894	250	5	60	33	6	3	27	14	11	9	20	8	43	11
Eighth Circuit	7,970	2,054	196	346	153	117	3	89	53	37	17	37	103	127	4	379	215	178
Arkansas:																		
Eastern	1,307	262	24	20	40	15	11	4	2	2	8	20	58	39	19
Western	657	240	10	21	24	10	4	4	1	7	11	122	19	7
Iowa:																		
Northern	251	52	6	4	7	6	4	3	2	11	9
Southern	567	120	25	4	9	6	3	1	1	4	13	30	14	10
Minnesota:																		
.....	1,642	323	35	6	14	21	1	14	14	10	1	11	22	35	47	46	46
Missouri:																		
Eastern	825	197	22	46	3	11	20	5	1	3	2	13	12	34	11	13
Western	1,454	520	26	187	15	17	2	21	21	19	10	20	25	14	4	69	32	38
Nebraska:																		
.....	732	158	22	27	17	10	4	5	6	17	9	27	14
North Dakota:																		
.....	174	53	8	4	11	4	2	1	1	3	2	2	10	5
South Dakota:																		
.....	371	129	18	27	13	17	10	3	2	11	6	6	16	
Ninth Circuit	17,418	5,654	438	1,193	439	975	29	285	70	72	23	37	269	232	3	585	409	595
Alaska	421	189	22	37	20	34	8	1	2	15	8	1	3	38
Arizona	1,249	400	36	33	49	48	2	25	9	1	2	30	41	2	55	31	36
California:																		
Northern	3,001	719	70	16	15	177	11	70	12	4	3	3	26	29	106	89	94
Eastern	1,383	663	46	67	101	194	1	24	6	3	3	4	24	28	74	32	50
Central	4,176	1,073	89	9	37	290	8	47	20	35	4	12	77	63	148	89	145
Southern	1,538	1,094	37	815	11	66	2	16	2	5	1	29	9	18	17	66
Hawaii	622	130	17	2	4	25	1	13	4	13	4	9	16	22
Idaho	459	183	18	36	61	15	1	3	1	1	5	4	12	6	20
Montana	430	135	10	9	27	12	1	6	2	8	4	17	17	23
Nevada	625	142	12	2	10	36	9	1	6	8	9	32	14
Oregon	1,298	287	11	36	41	18	1	20	8	1	5	11	15	1	67	24	28
Washington:																		
Eastern	407	145	16	45	17	6	2	1	1	2	1	33	10	11
Western	1,524	469	51	85	46	48	1	42	8	13	6	15	19	16	34	42	43
Guam	285	25	3	1	6	1	4	2	2	1	5
Tenth Circuit	5,597	1,451	129	303	148	90	4	90	26	19	13	21	55	77	5	195	121	155
Colorado	1,438	306	31	37	14	22	1	23	6	25	16	1	56	25	44
Kansas	1,481	377	44	100	14	33	1	12	10	11	8	17	4	29	3	36	28	27
New Mexico	507	144	8	42	10	9	1	12	3	3	1	9	3	12	9	22
Oklahoma:																		
Northern	544	203	15	87	43	2	6	2	1	9	1	11	11	15
Eastern	266	74	8	3	9	4	2	1	5	2	34	3	3
Western	676	176	11	26	40	8	21	5	4	4	2	2	7	15	19	12
Utah	531	124	8	2	9	6	1	8	1	1	7	11	27	20	23
Wyoming	154	47	4	6	9	6	1	2	4	6	9

TABLE C-3A.—U.S. district courts, civil cases pending, by nature of suit and district as of June 30, 1976 —
Continued

Circuit and district	Private cases																
	Total private civil	Contract	Real property	FELA ^a	Marine personal injury	Motor vehicle personal injury	Other personal injury	Other tort actions	Anti-trust	Civil rights	Commerce	Prisoner petitions			Copyright, patent, trademark	Labor suits	All other
												Habeas corpus	Civil rights	Man-damus and other			
Sixth Circuit	9,060	2,001	142	302	168	724	1,128	418	160	1,704	100	316	383	3	262	861	388
Kentucky:																	
Eastern	545	151	20	12	3	79	39	17	8	79	1	28	21	1	5	60	21
Western	674	150	6	1	20	80	76	60	10	98	25	17	30		9	53	39
Michigan:																	
Eastern	2,773	696	41	70	56	144	475	71	43	485	30	50	85		95	322	110
Western	940	124	18	16	15	90	123	19	18	167	2	94	127	2	30	57	38
Ohio:																	
Northern	1,789	380	29	143	50	127	192	87	42	371	17	31	17		75	156	72
Southern	1,142	192	13	54	8	68	85	107	20	256	9	42	59		23	141	65
Tennessee:																	
Eastern	292	81	4	4	1	38	52	7	3	61	4	4	2		4	15	12
Middle	399	74	4	4	1	39	48	31	3	83	3	33	13		12	37	14
Western	506	153	7	1	11	59	38	19	13	104	9	17	29		9	20	17
Seventh Circuit	7,538	1,812	166	85	86	539	670	276	266	1,237	81	216	747	11	344	580	422
Illinois:																	
Northern	3,365	1,015	51	32	39	117	143	94	190	626	61	88	180	2	206	274	247
Eastern	431	98	16	1	3	48	55	10	2	47	4	15	47	2	5	73	5
Southern	401	96	12	5	11	52	62	30	10	48	1	6	6		12	33	17
Indiana:																	
Northern	921	179	25	15	6	151	164	34	16	144	4	27	44	1	29	46	36
Southern	927	221	49	30	8	101	139	59	14	133	4	5	10	1	28	82	43
Wisconsin:																	
Eastern	849	154	11	2	17	47	74	34	30	145	4	39	127		51	57	57
Western	644	49	2		2	23	33	15	4	94	3	36	333	5	13	15	17
Eighth Circuit	5,916	1,403	73	161	34	580	714	289	295	820	91	238	404	28	106	324	351
Arkansas:																	
Eastern	1,045	224	7	8	12	96	118	51	6	221	3	75	150	8	3	39	24
Western	417	107	11	5	1	88	77	13	15	38	2	20	16		4	13	7
Iowa:																	
Northern	199	45	5	2		27	40	10	5	18	8	4	2		10	13	10
Southern	437	112	5	5		59	57	16	9	58	4	14	35		8	21	34
Minnesota:																	
Northern	1,319	302	14	95	8	103	145	44	140	135	22	6	35		46	58	166
Missouri:																	
Eastern	625	174	4	1	5	49	79	44	17	104	11	32	18	2	10	54	24
Western	934	189	12	5	6	47	67	44	79	153	26	55	112	18	12	79	30
Nebraska:																	
Eastern	574	155	6	27	2	63	69	44	14	57	13	21	29		8	33	33
Western	121	28	5	10		14	20	8	4	10	1	1	2		3	13	13
North Dakota:																	
Northern	242	72	4	3		34	42	15	6	26	1	11	5		2	11	10
South Dakota:																	
Ninth Circuit	11,764	3,055	264	174	538	358	1,180	515	613	1,638	95	489	351	11	484	664	1,335
Alaska:																	
Northern	232	114	6		3	3	22	28	2	6	1		1		1	37	8
Western	849	253	20	5	5	56	76	28	49	140	9	33	24		30	34	87
Arizona:																	
Northern	2,282	451	24	10	137	32	90	74	268	501	21	131	72	5	88	128	250
Eastern	720	164	24	7	20	17	67	23	13	103	8	74	89	1	24	52	34
Central	3,103	633	21	65	111	30	477	88	126	306	13	175	62	1	250	186	559
Southern	444	125	6	1	42	5	15	19	21	57	2	8	4	1	16	22	100
Hawaii:																	
Northern	492	174	7		27	28	72	48	7	62	3	3	1		6	27	27
Western	276	95	1	13		24	46	10	8	23	7	2	13		7	6	21
Idaho:																	
Northern	295	97	15	14		39	41	9	5	28	4	2	5		1	17	18
Southern	483	135	15	2	3	38	66	17	13	85	2	15	30		9	24	29
Montana:																	
Northern	1,011	286	24	25	55	42	115	78	28	160	14	21	12		22	66	63
Nevada:																	
Northern	262	56	8	9		9	25	35	17	29	3	11	26		4	15	15
Southern	1,055	378	10	23	135	25	56	47	58	137	8	9	11		25	50	85
Oregon:																	
Northern	260	94	83			10	12	11		1		5		3	1		39
Washington:																	
Eastern	262	56	8	9		9	25	35	17	29	3	11	26		4	15	15
Western	1,055	378	10	23	135	25	56	47	58	137	8	9	11		25	50	85
Guam:																	
Northern	260	94	83			10	12	11		1		5		3	1		39
Tenth Circuit	4,146	1,224	96	53	6	290	693	129	111	553	67	108	140	8	82	256	330
Colorado:																	
Northern	1,132	404	20	17	1	48	103	20	26	198	43	10	28		22	106	86
Southern	1,104	239	22	15	2	86	352	35	13	130	11	6	35	5	20	76	57
Western	363	109	15	3		31	35	16	3	58	1	46	18		10	17	17
Kansas:																	
Northern	341	105	4	2	1	12	51	18	7	48		13		2	10	17	51
Eastern	192	49	12	1	1	28	18	6	4	11	1	13	39		4	5	5
Western	500	177	18	1	1	36	81	21	16	53	8	14	3		14	22	35
New Mexico:																	
Northern	407	108	3	12		25	33	10	39	47	3	6	14		15	16	76
Southern	107	33	2	2		24	20	3	3	8			3		1	5	3
Utah:																	
Northern	407	108	3	12		25	33	10	39	47	3	6	14		15	16	76
Southern	107	33	2	2		24	20	3	3	8			3		1	5	3
Wyoming:																	

^aCivil commitment under the Narcotic Addict Rehabilitation Act of 1966, Public Law 89-793, approved November 8, 1966.

^bFederal Employers' Liability Act, 45 U.S.C. 51.

TABLE C 3A. U.S. DISTRICT COURTS
CIVIL CASES PENDING, BY NATURE OF SUIT AND DISTRICT AS OF JUNE 30, 1977

CIRCUIT AND DISTRICT	UNITED STATES CASES																		
	TOTAL CIVIL CASES	TOTAL U.S. CIVIL	CON-TRACT	LAND CONDEM-NATION	OTHER REAL PROP-ERTY	TORT ACTIONS	ANTI-TRUST	CIVIL RIGHTS	PRISONER PETITIONS				FORFEIT-URES AND PENAL-TIES	LABOR SUITS	NARA	SOCIAL SECURITY	TAX SUITS	ALL OTHER	
									MOTIONS TO VACATE SENTENCE	HABEAS CORPUS	CIVIL RIGHTS	MAN-DAMUS AND OTHER							
TOTAL ALL DISTRICTS	153,606	40,048	2,959	4,444	2,864	3,180	113	2,216	931	542	303	353	1,827	1,851	60	12,166	2,582	3,657	
DISTRICT OF COLUMBIA	1,962	1,072	38	14	9	103	4	261	19	16	13	19	12	33	-	42	15	474	
FIRST CIRCUIT....	16,791	2,307	157	52	144	175	1	92	27	13	3	12	120	170	-	956	124	261	
MAINE.....	404	173	9	4	86	6	-	3	-	-	-	-	7	8	-	38	3	9	
MASSACHUSETTS.....	13,324	1,102	115	46	41	117	1	68	22	8	2	9	88	121	-	170	93	201	
NEW HAMPSHIRE.....	365	54	2	-	1	3	-	1	-	-	-	-	-	13	-	17	8	9	
RHODE ISLAND.....	817	152	13	1	2	14	-	9	1	4	-	-	9	18	-	41	13	27	
PUERTO RICO.....	1,881	826	18	1	14	35	-	11	4	1	1	3	16	10	-	690	7	15	
SECOND CIRCUIT....	15,747	3,038	289	17	204	361	16	190	138	55	43	16	243	188	-	505	264	509	
CONNECTICUT.....	2,035	361	29	2	31	33	1	34	13	21	7	1	18	34	-	47	38	52	
NEW YORK NORTHERN...	786	205	22	3	22	29	3	7	-	-	1	2	22	23	-	21	30	20	
NEW YORK EASTERN...	3,352	930	68	3	46	133	4	46	74	10	5	7	80	42	-	193	57	162	
NEW YORK SOUTHERN...	8,092	1,113	129	2	45	129	8	79	42	18	27	5	107	45	-	185	86	206	
NEW YORK WESTERN...	1,167	335	29	7	43	35	-	19	9	5	3	1	12	26	-	41	50	55	
VERMONT.....	315	94	12	-	17	2	-	5	-	1	-	-	4	18	-	18	3	14	
THIRD CIRCUIT....	11,957	2,439	147	120	146	226	7	154	84	35	20	22	118	150	-	787	185	238	
DELAWARE.....	481	87	3	1	8	10	1	5	1	-	-	-	4	4	-	15	11	24	
NEW JERSEY.....	2,968	715	76	39	97	93	3	47	20	1	4	6	59	48	-	86	55	81	
PENNSYLVANIA EASTERN	4,217	594	28	13	14	93	2	71	41	3	1	2	23	27	-	156	44	76	
PENNSYLVANIA MIDDLE	1,207	577	23	42	12	5	-	7	3	30	13	13	8	20	-	371	15	15	
PENNSYLVANIA WESTERN	1,873	432	11	25	14	24	1	23	17	1	2	1	21	47	-	159	49	37	
VIRGINIA ISLANDS...	1,211	34	6	-	1	1	-	1	2	-	-	-	3	4	-	-	11	5	
FOURTH CIRCUIT...	12,993	4,809	240	379	304	193	5	131	107	11	14	2	151	137	45	2,678	183	229	
MARYLAND.....	2,014	581	50	61	28	47	2	26	26	1	6	-	19	22	-	156	83	54	
NO. CAROLINA EASTERN	842	241	14	29	3	17	-	18	12	4	1	1	7	12	-	56	25	42	
NO. CAROLINA MIDDLE	820	210	7	63	5	10	1	8	17	-	-	-	10	16	-	54	8	11	
NO. CAROLINA WESTERN	496	115	9	8	1	11	-	19	5	-	-	-	1	4	-	38	8	11	
SOUTH CAROLINA....	2,020	749	98	19	247	43	1	16	11	-	-	-	11	18	-	254	11	20	
VIRGINIA EASTERN....	1,519	369	29	33	8	49	1	31	21	3	2	1	11	11	45	65	19	40	
VIRGINIA WESTERN...	1,094	415	5	3	3	3	-	4	5	-	1	-	23	16	-	344	4	7	
W. VIRGINIA NORTHERN	839	318	11	57	3	3	-	2	4	-	3	-	8	13	-	198	10	6	
W. VIRGINIA SOUTHERN	3,349	1,811	17	106	6	13	-	7	6	3	1	-	61	25	-	1,513	15	38	
FIFTH CIRCUIT....	33,734	7,318	620	1,936	335	519	23	446	180	105	59	68	257	299	5	1,492	540	434	
ALABAMA NORTHERN...	1,563	443	18	23	5	25	-	27	4	-	1	-	5	9	-	269	38	19	
ALABAMA MIDDLE....	302	55	7	-	5	1	-	7	1	-	-	-	2	6	-	14	5	4	
ALABAMA SOUTHERN...	440	65	7	-	2	5	-	5	5	-	1	-	-	6	-	26	4	4	
FLORIDA NORTHERN...	351	84	6	2	21	8	-	5	1	1	3	2	2	2	-	13	9	9	
FLORIDA MIDDLE....	3,384	572	50	11	114	57	1	24	17	4	4	5	15	59	-	96	61	54	
FLORIDA SOUTHERN...	3,750	2,049	60	1,694	32	30	3	17	26	6	3	6	28	37	-	33	43	31	
GEORGIA NORTHERN...	2,480	484	17	5	18	33	3	54	20	22	30	24	25	10	-	157	31	35	
GEORGIA MIDDLE....	493	110	7	4	4	24	-	5	7	-	-	-	3	6	-	36	6	8	
GEORGIA SOUTHERN...	804	135	15	5	6	34	-	12	2	1	1	-	4	2	-	39	3	11	
LOUISIANA EASTERN...	5,370	392	41	1	42	81	-	27	14	3	1	1	22	22	4	57	41	35	
LOUISIANA MIDDLE...	475	66	3	1	7	6	4	3	1	-	-	-	2	8	-	22	6	3	
LOUISIANA WESTERN...	1,589	264	23	21	30	26	-	7	-	-	-	-	3	10	-	107	24	13	
MISSISSIPPI NORTHERN	768	178	19	60	2	10	-	22	1	-	-	-	6	4	-	41	7	6	
MISSISSIPPI SOUTHERN	1,133	307	89	8	11	22	1	27	2	-	-	-	5	4	-	115	10	13	
TEXAS NORTHERN....	2,850	550	92	-	7	33	3	60	21	18	3	5	23	30	1	96	108	50	
TEXAS EASTERN.....	1,662	390	28	15	3	23	-	21	16	18	9	8	5	12	-	208	9	15	
TEXAS SOUTHERN....	4,442	685	73	25	15	56	5	77	30	8	2	10	79	36	-	87	90	92	
TEXAS WESTERN....	1,358	451	55	61	11	31	3	44	12	21	1	7	23	34	-	76	45	27	
CANAL ZONE.....	520	38	10	-	-	14	-	2	-	-	-	-	5	2	-	-	-	5	

TABLE C 3A. U.S. DISTRICT COURTS
CIVIL CASES PENDING, BY NATURE OF SUIT AND DISTRICT AS OF JUNE 30, 1977

CIRCUIT AND DISTRICT	PRIVATE CASES																
	TOTAL PRI- VATE CIVIL	CON- TRACT	REAL PROP- ERTY	FELA	MARINE PERSONAL INJURY	MOTOR VEHICLE PERSONAL INJURY	OTHER PERSONAL INJURY	OTHER TORT ACTIONS	ANTI- TRUST	CIVIL RIGHTS	COM- MERCE	PRISONER PETITIONS			COPYRIGHT PATENT TRADEMARK	LABOR SUITS	ALL OTHER
												HABEAS CORPUS	CIVIL RIGHTS	MAN- DAMUS AND OTHER			
TOTAL ALL DISTRICTS	13,558	24,355	1,811	1,770	6,711	6,464	11,246	5,040	3,028	15,035	9,209	3,688	7,414	122	3,300	6,428	7,937
DISTRICT OF COLUMBIA	890	196	7	17	1	66	176	32	73	152	3	10	22	1	25	59	48
FIRST CIRCUIT....	14,484	1,505	206	79	444	374	916	180	116	852	8,537	118	264	10	168	369	346
MAINE.....	231	73	6	15	8	32	29	12	5	19	-	1	2	-	1	12	16
MASSACHUSETTS.....	12,222	924	25	62	311	201	530	75	90	599	8,491	95	144	1	143	270	261
NEW HAMPSHIRE.....	311	67	4	-	2	59	86	8	3	38	2	3	19	-	5	7	8
RHODE ISLAND.....	665	158	9	2	22	45	88	58	9	100	-	8	85	-	14	32	35
PUERTO RICO.....	1,055	283	162	-	101	37	183	27	9	96	44	11	14	9	5	48	26
SECOND CIRCUIT....	12,709	3,332	61	292	1,530	503	1,146	624	331	1,291	47	352	768	7	646	392	1,386
CONNECTICUT.....	1,674	303	16	8	13	87	173	314	39	348	3	41	102	2	71	56	98
NEW YORK NORTHERN....	581	74	3	57	3	36	89	21	18	69	2	8	129	-	39	24	29
NEW YORK EASTERN....	2,422	461	18	115	268	174	354	70	49	257	12	119	108	1	146	76	134
NEW YORK SOUTHERN....	8,379	2,326	14	56	1,231	148	419	188	195	436	27	109	299	-	345	138	998
NEW YORK WESTERN....	832	120	9	56	15	25	70	22	28	151	2	73	116	4	41	41	59
VERMONT.....	221	48	1	-	-	33	61	9	2	30	1	3	14	-	4	7	8
THIRD CIRCUIT....	9,518	2,031	178	262	427	975	1,399	306	261	1,090	47	151	465	6	315	554	1,051
DELAWARE.....	394	64	2	1	28	38	47	12	6	51	-	11	33	-	48	11	42
NEW JERSEY.....	2,253	599	22	14	56	264	276	45	57	298	15	67	158	4	133	129	116
PENNSYLVANIA EASTERN	3,623	733	22	213	298	359	586	128	133	456	15	36	130	-	72	191	251
PENNSYLVANIA MIDDLE	630	120	6	17	1	99	114	23	12	59	2	14	87	1	17	42	16
PENNSYLVANIA WESTERN	1,441	345	8	17	34	123	168	73	52	221	15	14	53	-	45	179	94
VIRGIN ISLANDS.....	1,177	170	118	-	10	92	208	25	1	5	-	9	4	1	-	2	532
FOURTH CIRCUIT...	8,185	1,524	109	152	214	736	820	366	114	1,167	35	585	900	5	171	993	294
MARYLAND.....	1,434	308	20	16	46	88	108	41	46	296	11	102	224	3	29	40	56
NO. CAROLINA EASTERN	601	117	9	-	17	30	31	16	10	118	3	73	133	1	15	11	17
NO. CAROLINA MIDDLE	610	93	3	2	-	18	32	67	6	161	1	56	51	-	40	48	32
NO. CAROLINA WESTERN	381	74	4	-	-	21	28	26	4	99	3	39	28	-	14	15	26
SOUTH CAROLINA.....	1,271	380	32	1	8	265	203	69	18	116	6	24	56	-	37	13	43
VIRGINIA EASTERN....	1,150	218	7	24	104	86	135	40	14	125	5	116	155	-	16	49	56
VIRGINIA WESTERN....	679	117	5	24	-	81	65	45	3	98	1	38	112	-	12	57	21
W. VIRGINIA NORTHERN	521	46	11	11	4	36	34	11	3	45	-	99	117	1	2	89	12
W. VIRGINIA SOUTHERN	1,538	171	18	74	35	111	184	51	10	109	5	38	24	-	6	671	31
FIFTH CIRCUIT....	26,416	6,126	497	160	3,266	1,405	1,982	1,783	583	3,582	109	1,236	2,764	49	441	915	1,518
ALABAMA NORTHERN....	1,120	355	21	-	4	98	94	57	12	229	3	27	36	-	18	119	47
ALABAMA MIDDLE.....	247	65	8	-	-	16	17	4	3	26	1	29	53	-	2	7	16
ALABAMA SOUTHERN....	375	105	16	-	51	18	14	23	3	39	-	21	54	-	9	12	10
FLORIDA NORTHERN....	267	68	6	-	9	6	14	5	3	48	1	11	48	-	6	8	34
FLORIDA MIDDLE.....	2,812	494	31	8	78	36	89	74	57	250	10	256	1,159	10	58	106	96
FLORIDA SOUTHERN....	1,701	621	22	1	69	12	69	58	115	124	26	71	80	1	78	184	170
GEORGIA NORTHERN....	1,996	531	25	4	2	157	138	459	67	254	4	40	52	5	42	69	147
GEORGIA MIDDLE.....	383	89	7	6	1	61	31	40	7	59	-	17	42	1	4	4	14
GEORGIA SOUTHERN....	669	147	3	3	11	58	69	62	5	80	2	26	180	5	8	6	4
LOUISIANA EASTERN....	4,978	1,113	187	33	1,767	234	420	511	59	353	8	48	57	1	25	54	108
LOUISIANA MIDDLE....	409	62	6	2	33	24	36	11	7	91	2	12	78	-	2	22	21
LOUISIANA WESTERN....	1,325	221	22	13	432	122	110	59	10	160	3	40	23	3	17	35	55
MISSISSIPPI NORTHERN	590	150	15	2	18	91	46	46	1	147	-	18	31	2	7	7	9
MISSISSIPPI SOUTHERN	826	221	19	6	26	131	139	40	7	170	-	19	12	-	7	15	14
TEXAS NORTHERN....	2,300	649	30	12	1	106	218	73	89	359	21	163	126	2	77	74	280
TEXAS EASTERN.....	1,272	153	25	26	199	79	211	29	17	185	3	134	149	4	4	27	27
TEXAS SOUTHERN....	3,757	829	36	31	507	61	163	156	86	769	19	219	514	14	56	135	162
TEXAS WESTERN.....	907	140	18	13	4	79	89	63	35	239	6	64	70	1	21	22	43
CANAL ZONE.....	482	113	-	-	54	16	15	13	-	-	-	1	-	-	-	9	261

TABLE C 3A. U. S. DISTRICT COURTS
CIVIL CASES PENDING, BY NATURE OF SUIT AND DISTRICT AS OF JUNE 30, 1977

CIRCUIT AND DISTRICT	UNITED STATES CASES																	
	TOTAL CIVIL CASES	TOTAL U.S. CIVIL	CON-TRACT	LAND CONDEM-NATION	OTHER REAL PROP-ERTY	TORT ACTIONS	ANTI-TRUST	CIVIL RIGHTS	PRISONER PETITIONS				FORFEIT-URES AND PENAL-TIES	LABOR SUITS	NARA	SOCIAL SECURITY	TAX SUITS	ALL OTHER
									MOTIONS TO VACATE SENTENCE	HABEAS CORPUS	CIVIL RIGHTS	MAN-DAMUS AND OTHER						
SIXTH CIRCUIT...	16,845	6,746	295	327	482	196	15	194	140	27	16	27	351	218	-	3,941	231	286
KENTUCKY EASTERN...	3,370	2,753	31	120	33	17	1	5	28	16	8	14	152	20	-	2,263	16	29
KENTUCKY WESTERN...	1,420	549	17	56	29	20	4	17	10	2	-	-	101	16	-	222	23	32
MICHIGAN EASTERN...	3,924	924	51	4	39	48	3	43	73	5	2	5	26	53	-	451	58	63
MICHIGAN WESTERN...	1,457	424	33	26	28	18	2	12	6	1	1	1	7	30	-	222	7	30
OHIO NORTHERN...	2,511	669	42	16	157	37	4	42	3	2	2	1	17	32	-	209	58	47
OHIO SOUTHERN...	1,988	730	29	12	181	30	1	30	5	-	-	3	12	38	-	340	27	22
TENNESSEE EASTERN...	562	207	8	20	4	8	-	4	1	-	-	-	16	6	-	114	12	14
TENNESSEE MIDDLE...	694	219	12	42	5	10	-	9	13	1	2	3	14	12	-	63	19	14
TENNESSEE WESTERN...	919	271	72	31	6	8	-	32	1	-	1	-	6	11	-	57	11	35
SEVENTH CIRCUIT...	10,217	2,338	218	213	366	159	6	154	53	113	66	40	92	163	-	266	210	219
ILLINOIS NORTHERN...	4,370	711	69	2	50	69	4	77	22	9	8	3	39	70	-	81	87	121
ILLINOIS EASTERN...	723	280	14	7	81	14	1	6	8	49	24	21	17	4	-	18	6	10
ILLINOIS SOUTHERN...	618	138	6	3	23	13	-	9	4	-	-	1	5	12	-	27	25	10
INDIANA NORTHERN...	1,333	354	36	118	45	15	-	14	14	2	2	-	9	19	-	45	15	20
INDIANA SOUTHERN...	1,363	285	22	9	52	24	-	17	3	26	12	5	11	11	-	61	11	21
WISCONSIN EASTERN...	1,019	281	61	-	38	16	1	27	2	-	-	3	7	23	-	22	54	27
WISCONSIN WESTERN...	791	289	10	74	77	8	-	4	-	27	20	7	4	24	-	12	12	10
EIGHTH CIRCUIT...	8,945	2,498	216	401	245	148	3	114	40	36	23	103	101	150	5	485	244	184
ARKANSAS EASTERN...	1,607	386	20	35	94	19	1	21	9	1	2	1	16	23	-	100	30	14
ARKANSAS WESTERN...	779	297	13	22	34	14	-	3	2	1	-	1	9	14	-	155	18	11
IOWA NORTHERN...	284	58	3	4	3	6	-	-	4	-	-	-	3	5	-	11	13	6
IOWA SOUTHERN...	627	189	19	-	13	11	-	6	3	2	-	-	5	15	-	31	18	16
MINNESOTA...	1,654	348	43	11	18	18	1	13	3	12	13	4	21	40	-	57	54	40
MISSOURI EASTERN...	979	242	27	69	6	17	-	19	2	3	-	-	11	13	-	35	17	23
MISSOURI WESTERN...	1,673	629	37	208	19	22	1	32	15	12	8	95	19	23	5	69	24	40
NEBRASKA...	725	187	20	19	25	14	-	10	2	1	-	-	6	13	-	11	53	13
NORTH DAKOTA...	228	67	16	6	16	4	-	-	-	3	-	-	1	2	-	3	10	6
SOUTH DAKOTA...	389	145	18	27	17	23	-	10	-	1	-	-	11	2	-	13	7	15
NINTH CIRCUIT...	18,197	5,884	582	738	456	999	27	341	94	70	27	32	334	265	-	833	445	641
ALASKA...	496	193	19	27	34	39	-	7	1	-	-	-	8	8	-	1	5	44
ARIZONA...	1,536	503	29	98	67	65	2	23	6	-	-	-	36	37	-	55	35	50
CALIFORNIA NORTHERN...	3,145	781	87	29	8	166	9	72	9	7	1	1	28	41	-	161	71	91
CALIFORNIA EASTERN...	1,462	695	52	80	95	174	1	26	8	2	3	2	19	42	-	98	37	56
CALIFORNIA CENTRAL...	4,399	1,238	144	10	29	265	9	79	30	36	5	4	106	57	-	226	112	126
CALIFORNIA SOUTHERN...	1,160	656	59	279	11	69	-	22	18	8	-	3	41	17	-	44	15	70
HAWAII...	743	166	22	1	8	37	3	16	2	1	-	1	17	4	-	17	12	25
IDAHO...	456	190	16	56	42	18	-	6	-	-	1	-	11	1	-	13	7	19
MONTANA...	495	163	8	13	35	26	-	9	-	-	-	-	10	6	-	10	22	24
NEVADA...	646	169	14	4	7	38	1	10	6	3	-	-	3	16	-	10	38	19
OREGON...	1,241	339	13	32	25	31	1	23	9	4	5	-	18	15	-	103	27	33
WASHINGTON EASTERN...	488	173	12	48	27	10	-	4	-	-	1	1	3	2	-	37	9	19
WASHINGTON WESTERN...	1,690	595	105	60	67	58	1	43	5	9	11	20	28	18	-	57	52	61
GUAM...	240	23	2	1	1	3	-	1	-	-	-	-	6	1	-	1	3	4
TENTH CIRCUIT...	6,218	1,601	157	247	173	101	6	139	49	61	19	12	48	78	5	181	141	184
COLORADO...	1,457	304	50	24	12	20	2	35	6	-	1	1	27	12	1	29	38	46
KANSAS...	1,817	479	54	120	32	28	1	16	20	46	11	10	4	34	3	29	30	41
NEW MEXICO...	567	181	7	37	23	12	1	26	8	1	-	1	5	-	1	25	10	24
OKLAHOMA NORTHERN...	523	126	8	26	28	6	-	11	2	-	-	-	2	6	-	14	11	12
OKLAHOMA EASTERN...	266	83	8	4	15	5	-	2	-	1	-	-	2	5	-	30	4	7
OKLAHOMA WESTERN...	833	229	12	32	38	18	-	28	7	11	7	-	3	10	-	21	21	21
UTAH...	580	159	12	1	16	11	2	19	2	1	-	-	4	11	-	29	24	27
WYOMING...	175	40	6	3	9	1	-	2	4	1	-	-	1	-	-	4	3	6

TABLE C 3A. U.S. DISTRICT COURTS
CIVIL CASES PENDING, BY NATURE OF SUIT AND DISTRICT AS OF JUNE 30, 1977

CIRCUIT AND DISTRICT	PRIVATE CASES																
	TOTAL PRI- VATE CIVIL	CON- TRACT	REAL PROP- ERTY	FELA	MARINE PERSONAL INJURY	MOTOR VEHICLE PERSONAL INJURY	OTHER PERSONAL INJURY	OTHER TORT ACTIONS	ANTI- TRUST	CIVIL RIGHTS	CGM- MERCE	PRISONER PETITIONS			COPYRIGHT PATENT TRADEMARK	LABOR SUITS	ALL OTHER
												HABEAS CORPUS	CIVIL RIGHTS	HAN- DAMUS AND OTHER			
SIXTH CIRCUIT....	10,000	2,122	137	275	151	681	1,199	449	199	1,919	112	384	595	5	288	1,043	541
KENTUCKY EASTERN....	617	188	24	6	3	52	64	24	7	71	-	27	34	1	8	73	35
KENTUCKY WESTERN....	871	199	7	3	22	80	79	70	25	117	27	33	86	-	7	77	39
MICHIGAN EASTERN....	3,000	718	41	74	40	134	484	80	51	530	39	92	114	2	108	325	168
MICHIGAN WESTERN....	1,034	120	17	21	14	66	120	27	23	186	6	91	175	-	40	68	60
OHIO NORTHERN....	1,842	344	21	115	48	136	205	84	50	411	15	52	26	-	56	205	74
OHIO SOUTHERN....	1,258	219	8	53	8	50	75	89	21	289	7	41	95	2	29	181	91
TENNESSEE EASTERN....	355	94	4	-	2	76	55	15	2	52	2	7	14	-	4	20	8
TENNESSEE MIDDLE....	475	82	3	-	5	37	59	32	4	103	1	35	20	-	26	42	26
TENNESSEE WESTERN....	648	158	12	3	9	50	58	28	16	160	15	6	31	-	10	52	40
SEVENTH CIRCUIT..	7,879	1,807	176	123	87	487	733	316	325	1,929	102	215	634	8	384	707	446
ILLINOIS NORTHERN...	3,658	981	62	44	47	118	164	130	238	650	70	84	221	1	225	361	262
ILLINOIS EASTERN....	443	79	17	1	3	37	54	12	5	49	3	30	84	3	7	53	6
ILLINOIS SOUTHERN...	480	94	16	3	14	52	77	43	16	55	5	6	15	-	13	41	30
INDIANA NORTHERN...	979	190	31	15	4	140	173	36	16	176	14	32	38	-	37	41	36
INDIANA SOUTHERN...	1,078	265	43	54	9	92	157	51	16	172	3	5	9	2	32	119	49
WISCONSIN EASTERN...	738	143	4	6	9	30	72	30	28	137	6	29	73	-	53	71	47
WISCONSIN WESTERN...	503	55	3	-	1	18	36	14	6	90	1	29	194	2	17	21	16
EIGHTH CIRCUIT...	6,447	1,470	84	160	37	552	836	325	214	1,074	79	219	386	22	158	382	449
ARKANSAS EASTERN....	1,221	218	14	7	7	86	123	50	11	329	2	74	150	5	6	48	91
ARKANSAS WESTERN....	482	119	14	4	-	91	89	21	20	55	4	27	15	-	6	10	7
IOWA NORTHERN....	226	51	3	1	-	35	39	11	2	33	9	4	2	-	13	9	14
IOWA SOUTHERN....	488	121	7	11	1	49	67	15	11	66	6	16	38	-	19	33	28
MINNESOTA.....	1,306	294	20	68	14	87	184	57	66	159	20	6	35	-	60	66	170
MISSOURI EASTERN...	737	189	2	1	10	66	91	50	18	138	4	13	18	6	14	80	37
MISSOURI WESTERN...	1,044	213	9	10	5	41	100	47	72	196	19	52	100	11	22	102	45
NEBRASKA.....	538	129	7	37	-	55	74	52	8	58	10	18	25	-	8	27	30
NORTH DAKOTA.....	161	61	2	17	-	10	24	9	4	12	2	-	1	-	4	1	14
SOUTH DAKOTA.....	244	75	6	4	-	32	45	13	2	28	3	9	2	-	6	6	13
NINTH CIRCUIT....	12,313	3,051	251	194	548	353	1,156	501	688	1,922	90	313	416	7	597	782	1,444
ALASKA.....	303	119	4	2	7	8	30	29	3	21	4	2	5	-	-	59	10
ARIZONA.....	1,033	285	18	12	7	62	86	23	80	195	9	13	46	-	29	55	113
CALIFORNIA NORTHERN...	2,364	423	22	8	161	18	124	80	282	602	14	74	42	3	96	143	272
CALIFORNIA EASTERN...	767	164	31	9	21	20	74	22	13	127	11	57	72	1	26	62	57
CALIFORNIA CENTRAL...	3,161	673	21	83	110	23	413	81	139	365	20	76	65	1	331	197	563
CALIFORNIA SOUTHERN...	504	129	7	1	-	5	14	21	25	56	3	12	7	1	18	26	131
HAWAII.....	577	184	7	-	32	43	80	61	18	67	3	1	3	-	13	31	34
IDAHO.....	266	88	1	10	-	23	56	9	9	29	2	1	11	-	10	6	11
MONTANA.....	332	106	7	22	-	35	39	17	3	28	3	4	31	-	2	21	14
NEVADA.....	477	126	17	1	4	34	62	18	11	84	-	15	39	-	8	26	32
OREGON.....	902	261	16	9	51	38	77	70	28	146	12	18	28	1	26	66	55
WASHINGTON EASTERN...	315	67	9	12	1	15	25	15	23	35	-	22	55	-	5	14	17
WASHINGTON WESTERN...	1,095	361	20	25	106	26	65	46	54	165	9	11	12	-	32	76	87
GUAM.....	217	65	71	-	-	3	11	9	-	2	-	7	-	-	1	-	48
TENTH CIRCUIT....	4,617	1,191	105	56	6	330	883	158	124	657	48	104	200	2	107	232	414
COLORADO.....	1,153	361	20	22	1	67	102	20	31	221	24	15	47	-	28	81	113
KANSAS.....	1,338	240	18	11	1	88	496	50	21	156	11	10	47	2	28	75	84
NEW MEXICO.....	386	75	20	1	1	42	43	22	2	77	2	29	31	-	8	9	24
OKLAHOMA NORTHERN...	397	135	8	-	1	12	50	17	7	49	3	16	6	-	14	22	57
OKLAHOMA EASTERN...	183	53	12	2	1	20	20	6	4	10	-	8	39	-	-	5	3
OKLAHOMA WESTERN...	604	199	18	1	-	61	101	28	14	70	3	19	13	-	17	11	49
UTAH.....	421	91	4	18	-	16	34	11	44	64	3	6	12	-	11	25	82
WYOMING.....	135	37	5	1	1	24	37	4	1	10	2	1	5	-	1	4	2

TABLE C 3A. U.S. DISTRICT COURTS
CIVIL CASES PENDING, BY NATURE OF SUIT AND DISTRICT AS OF JUNE 30, 1978

CIRCUIT AND DISTRICT	UNITED STATES CASES																	
	TOTAL CIVIL CASES	TOTAL U.S. CIVIL	CON-TRACT	LAND CONDEM-NATION	OTHER REAL PROP-ERTY	TORT ACTIONS	ANTI-TRUST	CIVIL RIGHTS	PRISONER PETITIONS				FORFEIT-URES AND PENAL-TIES	LABOR SUITS	NARA	SOCIAL SECURITY	TAX SUITS	ALL OTHER
									MOTIONS TO VACATE SENTENCE	HABEAS CORPUS	CIVIL RIGHTS	MAN-DAMUS AND OTHER						
TOTAL ALL DISTRICTS	166,462	47,460	3,763	8,709	3,090	3,423	102	2,169	979	722	428	286	2,073	1,841	50	13,007	2,831	3,987
DISTRICT OF COLUMBIA	1,989	1,125	39	6	6	185	5	252	11	4	19	8	6	32	-	58	19	475
FIRST CIRCUIT....	18,037	2,649	205	53	187	190	1	98	33	12	3	11	123	207	-	1,102	121	303
MAINE.....	551	244	19	4	116	13	-	1	-	-	-	1	4	17	-	48	9	12
MASSACHUSETTS.....	14,265	1,326	145	48	47	127	1	77	29	10	3	5	97	123	-	283	94	237
NEW HAMPSHIRE.....	461	88	3	-	2	6	-	5	-	-	-	-	4	20	-	40	3	5
RHODE ISLAND.....	903	193	10	1	1	14	-	11	-	2	-	-	8	27	-	81	12	26
PUERTO RICO.....	1,857	798	28	-	21	30	-	4	4	-	-	5	10	20	-	650	3	23
SECOND CIRCUIT....	16,322	3,260	377	18	231	401	18	167	113	55	33	16	230	174	-	766	264	397
CONNECTICUT.....	2,431	453	34	1	29	43	2	30	10	29	9	4	20	31	-	109	41	61
NEW YORK NORTHERN...	933	231	26	6	26	36	3	6	-	-	1	-	21	19	-	30	27	30
NEW YORK EASTERN...	3,656	1,067	129	2	74	141	5	42	67	12	6	5	94	56	-	314	50	70
NEW YORK SOUTHERN...	7,884	1,083	127	4	46	143	8	64	26	11	14	5	77	36	-	233	92	197
NEW YORK WESTERN...	1,129	326	50	4	45	30	-	19	10	1	3	2	15	23	-	51	42	31
VERMONT.....	289	100	11	1	11	8	-	6	-	2	-	-	3	9	-	29	12	8
THIRD CIRCUIT....	12,188	2,353	201	105	205	210	6	125	92	76	56	18	101	132	-	582	208	238
DELAWARE.....	537	101	2	-	20	9	1	3	1	-	1	-	2	8	-	18	18	18
NEW JERSEY.....	3,001	796	113	30	137	88	1	37	27	2	6	4	46	29	-	138	55	83
PENNSYLVANIA EASTERN	4,553	618	31	16	10	66	3	61	46	3	5	1	20	24	-	193	59	80
PENNSYLVANIA MIDDLE.	1,054	379	32	31	15	10	-	6	2	69	44	11	2	16	-	110	22	9
PENNSYLVANIA WESTERN	1,923	430	20	28	18	36	1	18	14	2	-	-	28	55	-	121	47	42
VIRGIN ISLANDS.....	1,120	29	3	-	5	1	-	-	2	-	-	-	3	-	-	2	7	6
FOURTH CIRCUIT...	13,209	4,886	388	395	276	203	6	152	112	11	8	-	433	118	48	2,339	198	199
MARYLAND.....	2,191	571	41	53	43	50	2	50	29	-	2	-	20	13	-	142	85	41
NC. CAROLINA EASTERN	856	334	59	87	7	11	-	17	13	7	-	-	17	17	-	40	26	33
NC. CAROLINA MIDDLE.	821	220	23	50	2	6	1	10	10	-	1	-	12	13	-	63	13	16
NC. CAROLINA WESTERN	540	133	17	3	-	5	-	13	10	-	1	-	4	6	-	60	9	5
SOUTH CAROLINA.....	2,310	947	155	20	208	60	1	23	12	-	-	-	18	17	-	398	12	23
VIRGINIA EASTERN....	1,613	363	43	24	6	48	1	24	17	2	1	-	11	7	48	70	19	42
VIRGINIA WESTERN....	979	306	7	1	2	6	1	8	1	-	-	-	64	12	-	194	5	5
W. VIRGINIA NORTHERN	637	229	14	49	4	4	-	-	1	2	3	-	6	11	-	123	11	3
W. VIRGINIA SOUTHERN	3,262	1,783	29	108	4	15	-	7	19	-	-	-	281	22	-	1,249	18	31

CIRCUIT AND DISTRICT	UNITED STATES CASES																	
	TOTAL CIVIL CASES	TOTAL U.S. CIVIL	CON-TRACT	LAND CONDEM-NATION	OTHER REAL PROP-ERTY	TORT ACTIONS	ANTI-TRUST	CIVIL RIGHTS	PRISONER PETITIONS				FORFEIT-URES AND PENAL-TIES	LABOR SUITS	NARA	SOCIAL SECURITY	TAX SUITS	ALL OTHER
									MOTIONS TO VACATE SENTENCE	HABEAS CORPUS	CIVIL RIGHTS	MAN-DAMUS AND OTHER						
FIFTH CIRCUIT....	40,210	12,217	770	6,029	484	616	15	476	185	115	80	88	342	355	1	1,470	587	604
ALABAMA NORTHERN....	1,501	364	21	29	9	17	-	33	8	-	1	-	7	15	-	177	25	22
ALABAMA MIDDLE....	289	57	10	4	5	2	-	9	-	3	-	-	1	6	-	7	3	7
ALABAMA SOUTHERN....	458	74	12	-	1	8	-	6	2	-	-	1	1	7	-	21	7	2
FLORIDA NORTHERN....	416	111	12	1	23	18	-	5	8	4	1	2	4	6	-	26	2	5
FLORIDA MIDDLE....	3,585	830	97	30	177	73	1	32	24	1	4	3	43	75	-	116	77	77
FLORIDA SOUTHERN....	8,028	6,085	60	5,536	72	55	2	26	28	7	2	4	78	43	-	67	47	58
GEORGIA NORTHERN....	2,628	535	43	3	21	43	2	40	24	35	38	38	14	13	-	109	43	69
GEORGIA MIDDLE....	534	116	10	4	5	23	-	14	3	-	-	-	3	8	-	29	6	11
GEORGIA SOUTHERN....	909	202	35	6	11	39	-	12	2	-	1	-	7	8	-	57	8	16
LOUISIANA EASTERN...	5,916	448	74	7	30	85	-	34	7	2	1	2	37	31	1	36	43	58
LOUISIANA MIDDLE...	555	87	6	14	11	7	4	6	4	-	-	-	2	7	-	18	3	5
LOUISIANA WESTERN...	1,635	295	26	43	31	35	-	8	4	1	-	1	3	12	-	109	12	10
MISSISSIPPI NORTHERN	800	247	14	123	18	7	-	15	-	-	-	-	4	2	-	44	9	11
MISSISSIPPI SOUTHERN	1,400	382	73	13	46	25	1	30	2	-	-	-	3	8	-	152	11	18
TEXAS NORTHERN....	3,100	607	73	9	5	38	1	56	25	28	6	6	13	37	-	126	116	68
TEXAS EASTERN....	1,925	471	62	98	1	13	-	17	6	11	9	12	7	9	-	185	9	32
TEXAS SOUTHERN....	4,491	783	91	35	7	78	4	83	36	5	5	7	77	39	-	114	107	95
TEXAS WESTERN....	1,501	489	44	74	11	33	-	48	2	18	12	12	33	28	-	77	59	38
CANAL ZONE.....	539	34	7	-	-	17	-	2	-	-	-	-	5	1	-	-	-	2
SIXTH CIRCUIT....	18,598	7,632	271	471	487	240	17	178	146	69	54	27	243	221	-	4,624	294	290
KENTUCKY EASTERN....	3,687	2,978	27	134	37	21	-	6	33	36	39	13	113	23	-	2,435	23	38
KENTUCKY WESTERN....	1,363	478	15	56	29	29	9	12	11	-	1	1	41	10	-	212	26	26
MICHIGAN EASTERN....	4,616	1,225	56	3	41	60	2	41	53	20	6	6	31	57	-	707	67	75
MICHIGAN WESTERN....	1,857	775	47	165	35	18	2	14	11	2	1	1	8	32	-	397	9	33
OHIO NORTHERN....	2,654	737	29	44	170	39	2	40	17	2	2	-	7	25	-	230	81	49
OHIO SOUTHERN....	2,342	530	45	9	164	35	1	28	15	1	2	1	14	41	-	412	42	20
TENNESSEE EASTERN...	498	149	19	11	2	11	1	1	2	-	1	-	22	4	-	54	10	11
TENNESSEE MIDDLE...	763	275	19	19	6	16	-	9	2	1	-	1	6	15	-	137	26	18
TENNESSEE WESTERN...	818	185	14	30	3	11	-	27	7	2	4	-	1	14	-	40	10	20
SEVENTH CIRCUIT...	10,705	2,579	257	301	351	163	4	132	53	132	101	42	117	115	-	364	214	233
ILLINOIS NORTHERN...	4,535	653	63	4	40	69	2	68	-	8	8	7	52	42	-	101	76	113
ILLINOIS EASTERN....	819	348	30	8	84	14	1	5	9	59	31	19	19	12	-	26	7	14
ILLINOIS SOUTHERN...	713	159	13	1	25	12	-	6	-	1	2	1	8	10	-	26	34	20
INDIANA NORTHERN...	1,333	454	32	209	38	18	-	15	31	-	1	1	10	9	-	56	17	17
INDIANA SOUTHERN...	1,448	329	34	13	57	26	-	10	4	30	19	6	13	15	-	64	13	25
WISCONSIN EASTERN...	1,111	342	71	-	43	18	1	17	9	1	-	2	11	21	-	61	58	29
WISCONSIN WESTERN...	746	294	14	66	64	6	-	11	-	33	40	6	4	6	-	20	9	15

TABLE C 3A. U.S. DISTRICT COURTS
CIVIL CASES PENDING, BY NATURE OF SUIT AND DISTRICT AS OF JUNE 30, 1978

CIRCUIT AND DISTRICT	PRIVATE CASES														COPYRIGHT PATENT TRADEMARK	LABOR SUITS	ALL OTHER
	TOTAL PRI- VATE CIVIL	CON- TRACT	REAL PROP- ERTY	FELA	MARINE PERSONAL INJURY	MOTOR VEHICLE PERSONAL INJURY	OTHER PERSONAL INJURY	OTHER TORT ACTIONS	ANTI- TRUST	CIVIL RIGHTS	COM- MERCE	PRISONER PETITIONS					
												HABEAS CORPUS	CIVIL RIGHTS	MAN- DAMUS AND OTHER			
TOTAL ALL DISTRICTS	19,002	25,297	1,954	1,988	6,717	6,322	12,111	5,078	8,111	16,253	9,635	4,012	8,261	111	3,662	6,791	7,699
DISTRICT OF COLUMBIA	864	190	9	12	1	64	160	27	73	149	1	8	31	2	20	59	58
FIRST CIRCUIT....	15,388	1,552	429	133	490	355	936	200	122	943	8,828	119	293	7	216	369	396
MAINE.....	307	99	11	20	11	28	37	16	5	26	3	2	6	1	4	7	31
MASSACHUSETTS.....	12,939	1,009	27	110	338	207	596	92	93	672	8,801	93	156	2	172	284	287
NEW HAMPSHIRE.....	373	86	6	-	-	48	109	13	9	44	2	5	15	-	9	14	13
RHODE ISLAND.....	710	158	9	3	22	52	92	51	9	122	1	12	94	1	20	26	38
PUERTO RICO.....	1,059	200	376	-	119	20	102	28	6	79	21	7	22	3	11	38	27
SECOND CIRCUIT...	13,062	3,431	69	334	1,256	541	1,386	647	355	1,401	66	349	775	4	699	432	1,317
CONNECTICUT.....	1,978	332	15	13	16	96	243	311	43	418	5	56	151	1	88	70	120
NEW YORK NORTHERN.....	702	113	3	71	3	40	71	37	20	67	3	19	142	-	45	31	37
NEW YORK EASTERN.....	2,539	459	16	135	286	185	398	67	80	279	15	92	112	-	152	95	208
NEW YORK SOUTHERN.....	6,801	2,369	22	60	938	162	562	195	180	446	34	118	256	-	371	188	900
NEW YORK WESTERN.....	803	115	9	53	13	32	69	28	28	164	9	62	95	3	36	44	43
VERMONT.....	189	33	4	2	-	26	43	9	4	27	-	2	19	-	7	4	9
THIRD CIRCUIT....	9,835	2,099	145	314	465	1,006	1,471	346	261	1,132	60	165	592	7	324	566	882
DELAWARE.....	436	54	4	1	44	53	39	14	8	66	1	10	51	-	47	12	32
NEW JERSEY.....	2,205	583	13	14	42	226	309	57	49	275	6	67	188	2	134	152	88
PENNSYLVANIA EASTERN.....	3,935	821	27	267	331	402	614	143	146	484	39	41	173	-	78	193	176
PENNSYLVANIA MIDDLE.....	675	121	4	7	1	93	106	29	21	76	2	21	119	4	15	36	20
PENNSYLVANIA WESTERN.....	1,493	382	10	25	37	115	175	80	36	222	12	10	57	-	50	171	111
VIRGIN ISLANDS.....	1,091	138	87	-	10	117	228	23	1	9	-	16	4	1	-	2	455
FOURTH CIRCUIT...	8,323	1,616	95	132	206	665	830	368	114	1,224	21	584	1,137	4	167	919	241
MARYLAND.....	1,620	340	9	26	51	90	106	45	44	319	4	138	315	1	33	57	42
NO. CAROLINA EASTERN.....	522	98	3	1	7	34	33	20	9	114	1	64	107	1	8	8	14
NO. CAROLINA MIDDLE.....	601	101	10	1	-	20	28	54	7	161	2	65	43	-	39	43	27
NO. CAROLINA WESTERN.....	407	75	2	-	-	11	18	33	1	103	2	43	53	-	17	20	29
SOUTH CAROLINA.....	1,363	405	22	1	13	215	245	79	20	141	1	47	77	-	33	21	43
VIRGINIA EASTERN.....	1,250	241	4	14	100	78	116	33	12	130	2	108	314	1	16	43	38
VIRGINIA WESTERN.....	673	133	5	20	1	85	72	28	9	100	-	43	96	-	12	60	9
W. VIRGINIA NORTHERN.....	408	50	10	5	7	29	38	11	1	44	2	28	99	1	1	73	9
W. VIRGINIA SOUTHERN.....	1,473	173	30	64	27	103	174	65	11	112	7	48	33	-	8	594	30

CIRCUIT AND DISTRICT	PRIVATE CASES														COPYRIGHT PATENT TRADEMARK	LABOR SUITS	ALL OTHER
	TOTAL PRI- VATE CIVIL	CON- TRACT	REAL PROP- ERTY	FELA	MARINE PERSONAL INJURY	MOTOR VEHICLE PERSONAL INJURY	OTHER PERSONAL INJURY	OTHER TORT ACTIONS	ANTI- TRUST	CIVIL RIGHTS	COM- MERCE	PRISONER PETITIONS					
												HABEAS CORPUS	CIVIL RIGHTS	MAN- DAMUS AND OTHER			
FIFTH CIRCUIT....	27,993	6,381	482	181	3,571	1,330	2,399	1,809	647	3,886	165	1,348	2,684	51	508	977	1,574
ALABAMA NORTHERN.....	1,137	340	27	-	4	61	118	64	8	252	6	30	41	-	23	120	43
ALABAMA MIDDLE.....	232	60	4	-	-	23	14	3	5	45	-	16	44	-	-	6	12
ALABAMA SOUTHERN.....	384	106	13	1	44	20	19	23	2	47	-	15	57	-	8	13	16
FLORIDA NORTHERN.....	305	58	5	1	4	8	31	6	4	63	3	13	61	1	5	9	33
FLORIDA MIDDLE.....	2,755	509	29	8	70	38	95	103	56	300	8	264	992	6	54	122	106
FLORIDA SOUTHERN.....	1,943	719	26	-	52	20	94	44	125	160	32	107	83	2	104	157	178
GEORGIA NORTHERN.....	2,093	508	26	1	2	144	190	451	88	250	11	68	79	5	50	85	135
GEORGIA MIDDLE.....	418	100	5	3	1	68	33	42	3	79	-	14	20	-	8	13	29
GEORGIA SOUTHERN.....	707	175	8	1	17	83	76	46	7	73	3	29	148	8	10	11	12
LOUISIANA EASTERN.....	5,468	1,311	176	42	1,935	230	478	542	69	350	14	51	75	4	22	55	114
LOUISIANA MIDDLE.....	468	60	7	1	34	19	48	8	12	81	3	12	143	-	5	18	17
LOUISIANA WESTERN.....	1,340	202	29	11	455	93	130	50	8	162	6	46	26	2	18	45	57
MISSISSIPPI NORTHERN.....	553	134	9	3	19	32	59	34	3	115	3	11	55	-	6	8	12
MISSISSIPPI SOUTHERN.....	1,018	277	24	5	37	110	169	67	9	212	4	13	18	1	14	29	29
TEXAS NORTHERN.....	2,493	636	28	20	2	98	248	72	95	448	18	236	123	3	88	106	272
TEXAS EASTERN.....	1,454	172	18	46	274	96	302	30	15	200	-	123	123	5	6	23	21
TEXAS SOUTHERN.....	3,708	747	38	26	504	63	188	159	107	802	49	198	494	10	61	112	150
TEXAS WESTERN.....	1,012	173	10	12	1	66	95	54	31	245	5	102	102	3	26	28	59
CANAL ZONE.....	505	94	-	-	76	13	12	11	-	2	-	-	-	1	-	17	279
SIXTH CIRCUIT....	10,966	2,275	138	267	142	698	1,362	391	195	2,086	132	507	815	6	329	1,092	561
KENTUCKY EASTERN.....	709	204	26	3	5	65	109	21	10	85	3	41	43	1	9	59	25
KENTUCKY WESTERN.....	885	201	8	4	22	77	72	67	25	129	19	35	102	-	13	63	48
MICHIGAN EASTERN.....	3,391	825	42	67	30	142	525	69	53	583	43	130	211	4	136	351	180
MICHIGAN WESTERN.....	1,082	126	17	25	9	61	130	30	20	187	9	102	194	-	30	73	69
OHIO NORTHERN.....	1,917	331	17	129	43	127	194	74	42	461	19	85	42	-	60	218	75
OHIO SOUTHERN.....	1,512	254	9	36	18	65	79	60	21	348	11	71	173	1	44	234	88
TENNESSEE EASTERN.....	349	73	4	3	1	44	117	5	1	42	2	9	9	-	3	19	17
TENNESSEE MIDDLE.....	488	98	11	4	4	37	77	36	8	94	6	14	23	-	26	34	20
TENNESSEE WESTERN.....	633	163	4	-	10	50	59	29	15	157	20	20	18	-	8	41	39
SEVENTH CIRCUIT..	8,126	1,786	131	138	93	484	717	303	315	1,470	116	198	674	11	402	837	451
ILLINOIS NORTHERN...	3,882	998	58	47	59	101	168	121	218	739	66	95	217	4	262	443	286
ILLINOIS EASTERN.....	471	77	10	1	4	43	63	10	8	53	2	25	79	3	7	76	10
ILLINOIS SOUTHERN.....	554	90	11	9	10	61	80	46	17	57	21	11	52	-	11	56	22
INDIANA NORTHERN.....	879	166	16	15	4	129	159	34	21	178	15	6	42	-	27	44	23
INDIANA SOUTHERN.....	1,119	260	29	60	5	106	147	56	14	199	5	10	27	1	28	123	49
WISCONSIN EASTERN.....	769	153	2	6	11	32	72	30	34	159	6	30	70	1	48	77	38
WISCONSIN WESTERN...	452	42	5	-	-	12	28	6	3	85	1	21	187	2	19	18	23

TABLE C 3A. U.S. DISTRICT COURTS
CIVIL CASES PENDING, BY NATURE OF SUIT AND DISTRICT AS OF JUNE 30, 1978

CIRCUIT AND DISTRICT	UNITED STATES CASES																		
	TOTAL CIVIL CASES	TOTAL U.S. CIVIL	CONTRACT	LAND CONDEMNATION	OTHER REAL PROPERTY	TORT ACTIONS	ANTI-TRUST	CIVIL RIGHTS	PRISONER PETITIONS				FORFEITURES AND PENALTIES	LABOR SUITS	NARA	SOCIAL SECURITY	TAX SUITS	ALL OTHER	
									MOTIONS TO VACATE SENTENCE	HABEAS CORPUS	CIVIL RIGHTS	MAN-DAMUS AND OTHER							
EIGHTH CIRCUIT...	9,556	2,829	334	477	257	168	1	113	48	51	33	23	116	137	-	569	264	238	
ARKANSAS EASTERN....	1,730	437	38	46	96	20	1	25	8	1	2	-	11	18	-	126	20	25	
ARKANSAS WESTERN....	791	306	19	27	29	12	-	4	2	-	-	-	12	13	-	151	21	15	
IOWA NORTHERN.....	280	68	14	-	5	5	-	-	3	-	-	-	2	4	-	10	17	8	
IOWA SOUTHERN.....	739	169	33	13	15	11	-	7	2	2	-	-	4	17	-	32	15	18	
MINNESOTA.....	1,682	475	82	35	19	32	-	19	8	15	9	3	27	26	-	91	61	48	
MISSOURI EASTERN....	1,131	254	47	51	6	17	-	14	5	1	-	-	13	13	-	42	15	30	
MISSOURI WESTERN....	1,759	698	38	270	23	31	-	28	13	31	22	19	16	29	-	82	45	51	
NEBRASKA.....	787	201	29	9	25	12	-	6	5	1	-	-	13	14	-	16	51	20	
NORTH DAKOTA.....	247	83	18	14	18	8	-	2	-	-	-	-	2	2	-	1	12	6	
SOUTH DAKOTA.....	410	138	16	12	21	20	-	8	2	-	-	-	16	1	-	18	7	17	
NINTH CIRCUIT....	18,758	6,221	683	603	428	940	23	355	119	143	33	29	298	256	-	961	514	826	
ALASKA.....	527	199	26	17	38	39	1	7	2	1	1	-	18	7	-	1	6	35	
ARIZONA.....	1,660	562	46	111	35	76	2	29	12	2	1	-	28	30	-	86	52	52	
CALIFORNIA NORTHERN..	3,044	768	72	32	16	149	7	62	12	6	1	-	21	50	-	182	83	95	
CALIFORNIA EASTERN..	1,463	689	66	97	87	99	1	26	6	1	4	1	23	42	-	117	39	80	
CALIFORNIA CENTRAL..	4,641	1,441	144	10	35	259	6	93	36	91	6	7	100	66	-	314	108	166	
CALIFORNIA SOUTHERN..	1,010	453	83	55	14	75	-	28	17	9	1	3	36	8	-	39	23	62	
HAWAII.....	876	201	21	-	9	41	3	25	3	6	-	1	11	7	-	18	34	22	
IDAHO.....	538	262	24	74	50	23	-	3	-	-	2	-	7	3	-	16	32	28	
MONTANA.....	488	140	17	16	23	23	-	5	-	-	-	-	4	7	-	11	16	18	
NEVADA.....	612	137	17	2	13	33	1	7	2	1	-	-	5	11	-	7	17	21	
OREGON.....	1,255	328	39	33	15	28	1	17	15	1	-	-	7	19	-	90	33	30	
WASHINGTON EASTERN..	504	205	24	62	27	15	-	5	1	1	1	1	1	2	-	36	14	15	
WASHINGTON WESTERN..	1,741	645	102	54	65	71	1	45	13	24	16	16	31	12	-	62	54	79	
GUAM.....	374	191	2	40	1	9	-	3	-	-	-	-	6	2	-	2	3	123	
NORTHERN MARIANAS...	25	-	-	-	-	-	-	-	-	-	-	-	-	-	-	-	-	-	
TENTH CIRCUIT....	6,890	1,709	238	251	178	107	6	121	67	54	8	26	64	84	1	172	148	184	
COLORADO.....	1,522	322	34	12	10	34	1	40	15	1	1	7	18	21	-	27	54	47	
KANSAS.....	1,994	510	97	110	48	23	3	17	14	24	5	16	14	29	1	32	32	45	
NEW MEXICO.....	732	179	10	32	18	14	-	19	10	-	1	1	14	5	-	27	5	23	
OKLAHOMA NORTHERN..	557	158	19	52	17	5	-	11	9	-	-	-	1	7	-	13	15	9	
OKLAHOMA EASTERN....	303	70	11	7	15	3	-	1	1	-	-	-	2	3	-	16	4	7	
OKLAHOMA WESTERN....	914	241	37	30	42	7	-	19	10	28	-	2	3	6	-	24	15	18	
UTAH.....	710	190	23	4	17	18	2	14	8	1	-	-	11	11	-	32	21	28	
WYOMING.....	158	39	7	4	11	3	-	-	-	-	1	-	1	2	-	1	2	7	

TABLE C 3A. U.S. DISTRICT COURTS
CIVIL CASES PENDING, BY NATURE OF SUIT AND DISTRICT AS OF JUNE 30, 1978

CIRCUIT AND DISTRICT	PRIVATE CASES																
	TOTAL PRI- VATE CIVIL	CON- TRACT	REAL PROP- ERTY	FELA	MARINE PERSONAL INJURY	MOTOR VEHICLE PERSONAL INJURY	OTHER PERSONAL INJURY	OTHER TORT ACTIONS	ANTI- TRUST	CIVIL RIGHTS	COM- MERCE	PRISONER PETITIONS			COPYRIGHT PATENT TRADEMARK	LABOR SUITS	ALL OTHER
												HABEAS CORPUS	CIVIL RIGHTS	HAN- DARUS AND OTHER			
EIGHTH CIRCUIT...	6,727	1,542	94	175	39	524	815	312	208	1,221	94	231	466	6	178	385	437
ARKANSAS EASTERN...	1,293	209	14	7	6	92	112	54	11	412	4	63	164	3	7	39	96
ARKANSAS WESTERN...	485	133	20	3	-	64	100	21	19	67	5	17	13	-	2	10	11
IOWA NORTHERN...	212	67	1	1	-	25	41	9	-	25	9	3	6	-	8	11	6
IOWA SOUTHERN...	570	125	10	22	4	58	82	16	13	65	8	25	61	-	20	33	28
MINNESOTA...	1,207	286	11	54	14	67	155	57	49	166	18	6	34	1	71	72	146
MISSOURI EASTERN...	877	214	9	5	10	78	97	53	25	164	11	35	27	-	26	75	48
MISSOURI WESTERN...	1,061	212	14	15	4	48	106	40	80	207	26	44	97	1	17	98	52
NEBRASKA...	586	129	5	16	1	55	80	35	5	67	11	28	60	-	15	40	29
NORTH DAKOTA...	164	68	2	16	-	8	27	10	4	13	-	-	2	-	8	1	5
SOUTH DAKOTA...	272	99	8	6	-	29	35	17	2	35	2	10	2	1	4	6	16
NINTH CIRCUIT...	12,537	3,106	249	241	450	335	1,085	483	688	1,977	98	360	495	7	724	925	1,316
ALASKA...	328	106	7	1	10	6	40	24	4	25	9	-	4	-	1	73	18
ARIZONA...	1,098	287	20	17	5	59	90	27	80	215	10	23	51	-	39	60	115
CALIFORNIA NORTHERN...	2,276	439	20	5	137	27	95	69	272	516	11	93	58	1	129	186	218
CALIFORNIA EASTERN...	774	177	23	6	10	22	50	17	21	152	4	34	98	-	25	89	46
CALIFORNIA CENTRAL...	3,200	670	36	114	99	35	377	88	121	433	37	111	37	2	390	212	438
CALIFORNIA SOUTHERN...	557	146	6	2	30	9	18	24	24	80	1	14	8	-	32	33	130
HAWAII...	675	217	5	-	27	47	72	62	34	76	2	4	1	-	11	46	71
IDAHO...	276	99	3	11	1	20	51	22	7	26	4	1	13	-	6	3	10
MONTANA...	348	96	8	44	1	26	36	15	3	32	2	6	28	-	7	23	21
NEVADA...	475	134	17	3	3	24	14	9	81	-	-	11	52	-	11	25	30
OREGON...	927	245	17	1	42	25	85	60	29	146	10	29	78	2	24	69	65
WASHINGTON EASTERN...	299	64	5	9	3	14	26	17	26	33	1	12	45	-	8	18	18
WASHINGTON WESTERN...	1,096	378	15	28	82	17	75	37	54	159	7	17	22	1	40	87	77
GUAM...	183	37	63	-	1	4	8	5	1	2	-	5	-	-	1	1	54
NORTHERN MARIANAS...	25	11	4	-	-	-	1	2	1	1	-	-	-	-	-	-	5
TENTH CIRCUIT...	5,181	1,319	113	61	4	350	950	192	135	764	54	143	299	6	95	230	466
COLORADO...	1,200	331	11	20	1	57	141	17	40	271	21	30	65	2	32	70	91
KANSAS...	1,484	304	18	8	-	84	502	49	21	175	21	14	45	2	21	61	159
NEW MEXICO...	553	119	24	5	-	38	57	46	3	95	5	24	60	2	4	20	54
OKLAHOMA NORTHERN...	399	131	14	2	1	22	49	19	7	50	5	12	17	-	6	22	44
OKLAHOMA EASTERN...	233	47	17	3	-	35	18	8	6	19	1	13	57	-	1	6	2
OKLAHOMA WESTERN...	673	219	13	2	1	52	111	33	14	78	3	34	43	-	11	23	36
UTAH...	520	132	10	20	1	44	41	13	43	67	3	16	10	-	17	25	78
WYOMING...	119	36	6	1	-	18	31	7	1	9	-	-	2	-	3	3	2

TABLE C 3A. U.S. DISTRICT COURTS
CIVIL CASES PENDING, BY NATURE OF SUIT AND DISTRICT AS OF JUNE 30, 1979

CIRCUIT AND DISTRICT	UNITED STATES CASES																	
	TOTAL CIVIL CASES	TOTAL U.S. CIVIL	CONTRACT	LAND CONDEMNATION	OTHER REAL PROPERTY	TORT ACTIONS	ANTI-TRUST	CIVIL RIGHTS	PRISONER PETITIONS				FORFEITURES AND PENALTIES	LABOR SUITS	NARA	SOCIAL SECURITY	TAX SUITS	ALL OTHER
									MOTIONS TO VACATE SENTENCE	HABEAS CORPUS	CIVIL RIGHTS	MANDAMUS AND OTHER						
TOTAL ALL DISTRICTS..	77,805	56,116	8,276	10,952	3,053	4,057	101	2,145	1,037	702	448	266	1,947	1,934	3	13,698	3,101	4,396
DISTRICT OF COLUMBIA.	2,348	1,544	90	2	3	545	5	217	30	5	10	8	5	35	-	54	12	523
FIRST CIRCUIT.....	15,804	2,798	359	53	192	199	5	116	38	10	2	7	109	242	-	1,010	148	308
MAINE.....	616	278	47	4	100	9	-	5	-	-	-	1	13	24	-	46	10	19
MASSACHUSETTS.....	11,720	1,402	168	49	37	134	4	79	32	10	2	1	64	140	-	340	109	233
NEW HAMPSHIRE.....	498	103	1	-	9	7	-	5	-	-	-	-	1	31	-	36	7	6
RHODE ISLAND.....	1,002	246	22	-	1	26	1	16	-	-	-	-	6	23	-	114	15	22
PUERTO RICO.....	1,968	769	121	-	45	23	-	11	6	-	-	5	25	24	-	474	7	28
SECOND CIRCUIT.....	17,128	3,790	610	20	215	405	16	191	78	71	35	16	255	202	-	922	290	464
CONNECTICUT.....	2,712	574	78	3	26	66	3	27	5	42	16	5	25	30	-	110	54	84
NEW YORK NORTHERN.....	1,120	293	36	6	34	36	2	8	-	-	1	-	21	25	-	62	33	29
NEW YORK EASTERN.....	3,782	1,203	214	8	51	146	5	48	48	9	4	5	112	63	-	335	53	102
NEW YORK SOUTHERN.....	7,979	1,179	178	2	41	121	6	82	14	19	14	-	65	43	-	305	95	194
NEW YORK WESTERN.....	1,245	442	94	1	58	28	-	20	10	1	-	4	29	22	-	77	52	46
VERMONT.....	290	99	10	-	5	8	-	6	1	-	-	2	3	19	-	33	3	9
THIRD CIRCUIT.....	11,987	2,319	358	54	159	231	11	100	83	57	71	28	82	137	-	515	195	238
DELAWARE.....	581	137	22	-	8	20	1	4	3	-	1	-	7	9	-	12	19	31
NEW JERSEY.....	3,046	793	163	24	101	75	3	26	27	2	1	7	35	27	-	160	58	84
PENNSYLVANIA EASTERN.....	4,623	597	47	11	21	79	5	47	35	3	2	1	21	33	-	163	56	73
PENNSYLVANIA MIDDLE.....	1,053	371	58	6	11	15	1	6	2	52	67	20	5	29	-	62	21	16
PENNSYLVANIA WESTERN.....	1,688	396	65	13	10	38	1	17	15	-	13	-	10	38	-	117	39	33
VIRGIN ISLANDS.....	996	25	3	-	8	4	-	-	1	-	-	-	4	1	-	1	2	1
FOURTH CIRCUIT.....	14,136	5,227	702	450	246	213	5	163	116	20	22	3	451	164	3	2,195	227	247
MARYLAND.....	2,432	588	32	64	26	58	2	46	35	-	3	-	24	24	-	128	87	59
NO. CAROLINA EASTERN.....	1,184	518	177	121	7	17	-	20	3	9	7	-	12	25	-	55	27	38
NO. CAROLINA MIDDLE.....	945	276	112	27	3	5	1	9	7	-	1	-	5	16	-	50	24	16
NO. CAROLINA WESTERN.....	626	148	38	3	1	6	-	9	6	2	2	1	3	4	-	63	5	5
SOUTH CAROLINA.....	2,556	1,013	174	37	189	54	1	25	10	1	1	-	10	15	-	452	14	30
VIRGINIA EASTERN.....	1,898	377	62	9	10	53	-	31	19	6	5	-	14	18	3	73	37	37
VIRGINIA WESTERN.....	1,253	452	42	5	3	7	1	15	4	-	2	-	90	13	-	236	10	24
W. VIRGINIA NORTHERN.....	659	288	19	96	3	1	-	4	31	-	1	-	5	17	-	125	10	6
W. VIRGINIA SOUTHERN.....	2,783	1,567	46	88	4	12	-	4	1	2	-	2	288	32	-	1,013	13	32
FIFTH CIRCUIT.....	45,184	15,094	1,456	7,899	596	724	9	448	235	122	56	64	349	346	-	1,588	573	629
ALABAMA NORTHERN.....	1,374	282	34	22	6	22	-	20	16	-	1	-	10	13	-	106	20	12
ALABAMA MIDDLE.....	458	79	22	9	2	8	-	10	1	-	-	-	1	2	-	15	3	6
ALABAMA SOUTHERN.....	514	75	16	-	1	6	-	8	2	1	-	-	2	10	-	22	2	5
FLORIDA NORTHERN.....	459	141	18	11	22	22	-	5	2	4	5	2	2	10	-	27	8	5
FLORIDA MIDDLE.....	3,573	1,102	327	21	219	78	2	29	18	1	3	3	59	57	-	134	73	78
FLORIDA SOUTHERN.....	10,194	7,978	124	7,327	49	51	1	32	40	12	19	5	105	44	-	74	49	65
GEORGIA NORTHERN.....	2,845	533	39	2	59	77	2	48	15	20	19	32	13	15	-	102	24	66
GEORGIA MIDDLE.....	586	138	12	11	24	20	-	12	6	-	-	-	4	4	-	29	6	10
GEORGIA SOUTHERN.....	958	267	70	5	32	35	-	7	2	-	-	-	4	8	-	79	4	21
LOUISIANA EASTERN.....	6,515	620	215	14	31	103	1	35	11	2	1	1	24	29	-	58	40	55
LOUISIANA MIDDLE.....	706	98	20	16	7	5	-	7	5	-	-	-	7	4	-	16	3	8
LOUISIANA WESTERN.....	1,925	370	28	55	50	21	-	13	6	-	-	-	6	9	-	137	24	21
MISSISSIPPI NORTHERN.....	816	292	47	130	36	4	-	8	-	2	-	-	1	3	-	42	12	7
MISSISSIPPI SOUTHERN.....	1,512	442	99	8	29	89	-	24	1	-	-	-	7	12	-	144	6	23
TEXAS NORTHERN.....	3,420	678	95	25	8	41	1	44	37	32	10	2	9	30	-	155	103	86
TEXAS EASTERN.....	2,188	530	42	142	3	24	-	21	5	14	8	3	5	11	-	226	14	12
TEXAS SOUTHERN.....	4,896	876	188	28	8	55	2	71	45	10	2	8	64	49	-	115	121	110
TEXAS WESTERN.....	1,613	549	50	73	10	41	-	52	23	23	4	13	22	35	-	107	61	35
CANAL ZONE.....	652	44	10	-	-	22	-	2	-	1	-	-	4	1	-	-	-	4

TABLE C-3A. U.S. DISTRICT COURTS
 CIVIL CASES PENDING, BY NATURE OF SUIT AND DISTRICT AS OF JUNE 30, 1979

CIRCUIT AND DISTRICT	PRIVATE CASES																
	TOTAL PRIVATE CIVIL	CONTRACT	REAL PROPERTY	FELA	MARINE PERSONAL INJURY	MOTOR VEHICLE PERSONAL INJURY	OTHER PERSONAL INJURY	OTHER TORT ACTIONS	ANTI-TRUST	CIVIL RIGHTS	COMMERCE	PRISONER PETITIONS			COPYRIGHT PATENT TRADEMARK	LABOR SUITS	ALL OTHER
												HABEAS CORPUS	CIVIL RIGHTS	MAN-DAMUS AND OTHER			
TOTAL ALL DISTRICTS..	121,689	26,901	1,998	2,098	6,700	6,497	13,043	5,542	3,015	16,849	7,050	4,486	9,139	93	3,787	6,755	7,736
DISTRICT OF COLUMBIA..	804	208	10	7	2	46	149	19	72	121	4	2	14	1	21	87	41
FIRST CIRCUIT.....	13,006	1,610	412	143	442	330	984	196	120	1,106	6,174	132	288	3	230	418	418
MAINE.....	338	116	8	24	7	28	49	17	7	36	2	1	6	-	6	9	22
MASSACHUSETTS.....	10,318	1,000	24	118	328	180	610	101	85	666	6,144	100	167	2	168	319	306
NEW HAMPSHIRE.....	395	96	8	-	-	51	119	20	10	37	1	4	9	-	15	10	15
RHODE ISLAND.....	756	173	6	1	21	50	99	42	9	174	1	16	58	-	26	43	37
PUERTO RICO.....	1,199	225	366	-	86	21	107	16	9	193	26	11	48	1	15	37	38
SECOND CIRCUIT.....	13,338	3,585	62	347	1,067	505	1,390	673	378	1,484	65	413	935	3	755	490	1,188
CONNECTICUT.....	2,138	335	12	30	14	100	319	352	38	423	8	55	189	-	89	77	103
NEW YORK NORTHERN.....	827	142	6	90	4	33	71	43	25	89	3	18	151	-	57	55	40
NEW YORK EASTERN.....	2,579	449	15	119	237	173	435	59	100	315	7	92	129	1	150	128	170
NEW YORK SOUTHERN.....	6,800	2,511	16	73	799	146	465	190	189	482	39	162	352	1	419	185	797
NEW YORK WESTERN.....	803	112	10	35	13	25	73	21	23	140	8	82	113	-	34	45	69
VERMONT.....	191	36	3	-	-	29	33	8	7	35	-	4	21	1	6	-	9
THIRD CIRCUIT.....	9,668	2,118	119	320	349	973	1,436	318	296	1,083	99	217	621	10	339	500	870
DELAWARE.....	444	61	4	2	25	58	42	9	10	58	1	13	58	1	58	15	31
NEW JERSEY.....	2,253	554	9	12	40	216	323	41	49	305	63	86	207	2	157	109	80
PENNSYLVANIA EASTERN.....	4,026	911	30	281	251	425	600	148	183	463	17	54	178	1	73	196	215
PENNSYLVANIA MIDDLE.....	682	137	10	6	-	85	90	26	18	78	4	29	106	4	9	36	44
PENNSYLVANIA WESTERN.....	1,292	338	8	19	22	87	157	60	36	170	14	22	69	-	43	143	104
VIRGIN ISLANDS.....	971	117	58	-	11	102	224	34	-	9	-	13	3	2	1	1	396
FOURTH CIRCUIT.....	8,809	1,818	111	153	236	712	1,010	406	112	1,246	22	679	1,348	1	173	622	260
MARYLAND.....	1,844	345	9	31	45	102	132	44	48	287	5	170	480	-	33	65	48
NO. CAROLINA EASTERN.....	666	145	4	1	11	44	32	25	7	136	4	52	151	-	16	23	15
NO. CAROLINA MIDDLE.....	669	105	10	-	-	20	42	56	9	158	1	83	65	-	25	58	37
NO. CAROLINA WESTERN.....	478	96	2	3	-	21	28	27	-	89	-	77	68	-	19	20	28
SOUTH CAROLINA.....	1,543	461	18	1	12	226	347	76	26	155	2	34	61	-	45	39	40
VIRGINIA EASTERN.....	1,321	220	10	14	143	57	130	53	9	134	5	148	299	1	13	33	52
VIRGINIA WESTERN.....	801	181	9	26	1	111	93	35	8	116	-	37	94	-	13	63	14
W. VIRGINIA NORTHERN.....	971	67	14	9	2	26	37	8	-	42	-	19	76	-	4	59	6
W. VIRGINIA SOUTHERN.....	1,216	198	35	68	22	105	169	82	5	129	5	59	52	-	5	262	20
FIFTH CIRCUIT.....	30,090	7,010	557	184	3,879	1,372	2,806	2,083	626	3,976	171	1,505	2,645	33	565	1,069	1,609
ALABAMA NORTHERN.....	1,092	339	28	2	3	81	91	54	10	227	10	26	56	-	12	117	36
ALABAMA MIDDLE.....	379	77	68	-	-	23	24	5	4	43	-	22	91	-	1	5	16
ALABAMA SOUTHERN.....	439	116	22	-	47	24	39	29	4	52	-	24	65	-	2	9	12
FLORIDA NORTHERN.....	318	64	4	-	10	6	19	6	4	77	3	16	71	-	7	9	22
FLORIDA MIDDLE.....	2,471	509	18	9	72	38	109	81	52	333	5	237	724	3	59	122	100
FLORIDA SOUTHERN.....	2,216	803	26	-	90	21	92	59	110	183	40	171	119	1	157	162	182
GEORGIA NORTHERN.....	2,312	551	27	5	2	180	225	548	76	266	8	50	65	6	47	97	159
GEORGIA MIDDLE.....	428	86	9	-	1	55	42	64	2	90	-	17	18	-	6	10	28
GEORGIA SOUTHERN.....	691	150	11	1	14	62	80	53	4	73	1	52	144	2	7	22	15
LOUISIANA EASTERN.....	5,895	1,430	172	38	1,987	238	521	605	76	379	10	76	120	2	33	74	134
LOUISIANA MIDDLE.....	608	58	13	2	44	23	66	13	14	84	2	23	222	2	6	16	22
LOUISIANA WESTERN.....	1,555	252	27	13	561	92	184	64	4	161	4	53	24	1	20	46	49
MISSISSIPPI NORTHERN.....	1,070	308	25	6	45	98	201	91	10	193	3	12	15	-	5	14	15
MISSISSIPPI SOUTHERN.....	2,742	717	33	22	3	99	300	97	88	447	21	338	162	3	81	124	207
TEXAS NORTHERN.....	1,658	196	15	49	399	127	443	45	15	213	4	65	69	3	4	34	37
TEXAS EASTERN.....	4,020	900	38	17	523	69	207	178	124	774	54	212	529	10	81	144	160
TEXAS WESTERN.....	1,064	193	9	19	1	62	96	49	26	271	5	103	104	1	29	28	68
CANAL ZONE.....	608	108	-	-	121	20	16	11	-	2	-	1	-	1	-	11	317

TABLE C 3A. U.S. DISTRICT COURTS
CIVIL CASES PENDING, BY NATURE OF SUIT AND DISTRICT AS OF JUNE 30, 1979

CIRCUIT AND DISTRICT	UNITED STATES CASES																		
	TOTAL CIVIL CASES	TOTAL U.S. CIVIL	CONTRACT	LAND CONDEMNATION	OTHER REAL PROP-ERTY	TORT ACTIONS	ANTI-TRUST	CIVIL RIGHTS	PRISONER PETITIONS				FORFEITURES AND PENALTIES	LABOR SUITS	NARA	SOCIAL SECURITY	TAX SUITS	ALL OTHER	
									MOTIONS TO VACATE SENTENCE	HABEAS CORPUS	CIVIL RIGHTS	MAN-DAMUS AND OTHER							
SIXTH CIRCUIT.....	20,848	9,189	1,379	500	559	248	16	180	127	57	62	24	157	235	-	5,016	293	336	
KENTUCKY EASTERN.....	3,826	3,037	123	151	42	23	-	9	30	21	43	8	60	24	-	2,433	20	50	
KENTUCKY WESTERN.....	1,284	438	33	56	21	24	6	6	4	-	-	1	15	15	-	211	21	25	
MICHIGAN EASTERN.....	5,476	2,053	779	2	31	57	1	42	34	11	6	3	28	56	-	874	66	63	
MICHIGAN WESTERN.....	2,161	1,006	143	133	29	20	2	13	10	2	2	1	9	32	-	563	10	37	
OHIO NORTHERN.....	3,214	1,031	86	64	252	38	6	37	22	2	2	1	19	39	-	293	95	75	
OHIO SOUTHERN.....	2,723	996	139	7	177	33	1	34	19	1	3	1	12	34	-	462	40	33	
TENNESSEE EASTERN.....	542	158	9	19	2	19	-	3	1	-	-	-	7	4	-	67	11	16	
TENNESSEE MIDDLE.....	751	223	25	40	2	18	-	6	5	-	-	2	4	12	-	78	14	17	
TENNESSEE WESTERN.....	871	247	42	28	3	16	-	30	2	20	6	7	3	19	-	35	16	20	
SEVENTH CIRCUIT....	11,982	2,986	529	297	259	196	10	132	60	150	117	46	86	93	-	496	264	251	
ILLINOIS NORTHERN....	4,911	740	46	2	41	87	7	70	17	8	2	11	44	33	-	174	66	132	
ILLINOIS CENTRAL....	784	245	97	4	25	14	1	6	1	-	2	-	3	7	-	35	36	12	
ILLINOIS SOUTHERN....	1,059	355	49	10	28	23	-	6	2	74	52	16	7	7	-	47	16	18	
INDIANA NORTHERN....	1,602	607	127	207	51	20	1	12	21	-	3	3	9	12	-	85	26	20	
INDIANA SOUTHERN....	1,679	420	99	12	48	29	-	13	3	31	15	9	11	11	-	95	16	28	
WISCONSIN EASTERN....	1,110	342	94	-	21	18	1	13	16	-	-	-	10	18	-	34	94	23	
WISCONSIN WESTERN....	837	277	17	62	35	5	-	12	-	37	43	7	2	3	-	26	10	18	
EIGHTH CIRCUIT....	10,368	3,274	735	471	230	169	2	127	71	24	29	22	106	113	-	635	307	233	
ARKANSAS EASTERN....	1,734	419	64	40	82	19	1	22	7	-	2	-	10	15	-	123	16	18	
ARKANSAS WESTERN....	851	365	52	31	25	14	-	6	1	-	-	-	24	13	-	167	16	15	
IOWA NORTHERN.....	287	82	22	-	15	4	-	-	2	-	-	-	2	-	-	11	18	8	
IOWA SOUTHERN.....	868	231	52	27	102	9	-	11	8	-	1	-	2	8	-	40	34	17	
MINNESOTA.....	1,703	600	201	42	17	28	1	25	15	6	4	1	20	19	-	71	100	50	
MISSOURI EASTERN....	1,269	261	60	25	4	16	-	9	10	1	1	1	8	24	-	62	16	24	
MISSOURI WESTERN....	1,939	766	85	266	14	33	-	38	11	16	21	16	25	24	-	115	47	55	
NEBRASKA.....	907	251	105	8	22	14	-	6	10	1	-	-	4	9	-	24	31	17	
NORTH DAKOTA.....	283	128	50	20	8	9	-	3	-	-	-	-	1	1	-	4	24	8	
SOUTH DAKOTA.....	527	171	44	12	21	23	-	7	7	-	-	3	10	-	-	18	5	21	
NINTH CIRCUIT....	20,407	7,651	1,544	807	440	1,018	14	348	143	124	24	19	290	300	-	1,077	592	911	
ALASKA.....	620	226	30	12	32	39	1	10	2	1	1	-	24	13	-	4	14	43	
ARIZONA.....	1,846	683	130	96	41	91	1	22	15	5	-	2	22	46	-	97	60	55	
CALIFORNIA NORTHERN..	2,971	912	191	31	16	166	3	46	9	9	1	1	18	59	-	194	78	88	
CALIFORNIA EASTERN..	1,409	676	129	53	81	99	-	29	4	-	5	2	17	35	-	99	57	66	
CALIFORNIA CENTRAL..	4,380	1,408	150	12	24	251	3	91	45	69	4	4	97	43	-	341	123	151	
CALIFORNIA SOUTHERN..	1,278	677	177	160	10	83	-	25	26	9	2	1	27	10	-	56	32	59	
HAWAII.....	1,024	228	20	1	11	49	2	24	2	7	-	-	12	11	-	21	37	31	
IDAHO.....	679	369	88	67	51	57	-	6	-	-	2	-	10	7	-	10	29	42	
MONTANA.....	551	175	41	16	29	21	-	6	1	-	-	-	1	6	-	13	19	22	
NEVADA.....	662	165	22	4	15	23	1	8	4	1	1	-	5	17	-	10	18	36	
OREGON.....	1,473	436	65	60	15	40	1	21	22	1	-	-	9	22	-	120	27	33	
WASHINGTON EASTERN..	597	273	85	57	22	17	-	4	2	9	1	1	2	5	-	35	18	15	
WASHINGTON WESTERN..	2,272	1,003	408	48	83	74	2	52	11	13	6	8	39	21	-	76	79	83	
GUAM.....	590	419	7	190	10	6	-	4	-	-	-	-	7	5	-	1	1	187	
NORTHERN MARIANAS....	55	1	1	-	-	-	-	-	-	-	-	-	-	-	-	-	-	-	
TENTH CIRCUIT....	7,613	2,244	514	399	154	109	8	125	56	62	20	29	57	67	-	190	200	256	
COLORADO.....	1,626	420	119	12	10	36	1	41	10	15	3	1	14	14	-	29	61	54	
KANSAS.....	1,958	542	144	95	35	16	3	19	9	21	6	23	9	26	-	36	48	52	
NEW MEXICO.....	796	209	48	27	22	15	-	19	11	3	2	-	8	4	-	18	6	26	
OKLAHOMA NORTHERN..	830	345	27	200	18	4	-	9	2	-	-	-	1	7	-	31	26	20	
OKLAHOMA EASTERN..	331	92	11	24	10	2	-	1	4	-	-	-	-	2	-	25	4	9	
OKLAHOMA WESTERN..	1,062	291	39	38	23	12	2	19	7	22	7	5	16	5	-	31	26	39	
UTAH.....	797	279	113	2	20	18	2	15	11	1	1	-	8	8	-	19	23	38	
WYOMING.....	215	66	13	1	16	6	-	-	2	-	1	-	1	1	-	1	6	18	

TABLE C-3A. U.S. DISTRICT COURTS
CIVIL CASES PENDING, BY NATURE OF SUIT AND DISTRICT AS OF JUNE 30, 1979

CIRCUIT AND DISTRICT	TOTAL PRIVATE CIVIL	PRIVATE CASES															
		CONTRACT	REAL PROPERTY	FELA	MARINE PERSONAL INJURY	MOTOR VEHICLE PERSONAL INJURY	OTHER PERSONAL INJURY	OTHER TORT ACTIONS	ANTI-TRUST	CIVIL RIGHTS	COMMERCE	PRISONER PETITIONS			COPYRIGHT PATENT TRADEMARK	LABOR SUITS	ALL OTHER
												HABEAS CORPUS	CIVIL RIGHTS	MANDAMUS AND OTHER			
SIXTH CIRCUIT.....	11,659	2,382	153	307	168	637	1,412	416	181	2,172	132	622	1,061	9	324	1,060	623
KENTUCKY EASTERN.....	789	231	27	8	7	65	118	27	8	88	6	49	45	1	11	66	32
KENTUCKY WESTERN.....	846	195	20	11	27	74	70	72	16	117	25	22	102	-	10	54	31
MICHIGAN EASTERN.....	3,423	823	39	72	32	111	545	84	44	579	33	141	291	2	141	312	174
MICHIGAN WESTERN.....	1,155	143	16	33	14	49	136	28	19	191	8	125	217	-	32	72	72
OHIO NORTHERN.....	2,182	410	22	131	48	137	213	88	46	497	23	91	69	2	58	257	91
OHIO SOUTHERN.....	1,727	241	9	41	25	67	82	54	23	360	13	142	274	3	48	210	135
TENNESSEE EASTERN.....	384	95	7	6	1	59	73	8	1	59	1	15	14	-	3	33	9
TENNESSEE MIDDLE.....	528	90	10	4	3	31	108	25	10	106	9	19	23	-	15	29	46
TENNESSEE WESTERN.....	624	154	3	1	11	44	67	30	14	175	14	18	26	1	6	27	33
SEVENTH CIRCUIT....	8,996	2,029	129	160	95	548	845	305	308	1,647	152	249	789	10	411	849	480
ILLINOIS NORTHERN....	4,171	1,073	59	55	42	113	244	138	230	815	91	95	231	1	261	412	311
ILLINOIS CENTRAL....	539	124	9	12	3	46	55	24	12	87	13	11	51	-	18	60	12
ILLINOIS SOUTHERN....	704	109	9	-	13	61	122	14	3	76	37	35	107	3	10	86	19
INDIANA NORTHERN....	995	186	13	14	5	156	171	36	16	199	2	21	51	1	24	79	21
INDIANA SOUTHERN....	1,259	319	28	66	13	129	154	65	13	217	4	26	34	1	30	101	59
WISCONSIN EASTERN....	768	163	4	12	7	24	67	19	31	147	4	33	86	1	54	85	31
WISCONSIN WESTERN....	560	55	7	1	2	17	32	9	3	106	1	28	229	3	14	26	27
EIGHTH CIRCUIT....	7,094	1,590	78	164	45	564	895	338	195	1,302	88	203	547	8	186	421	470
ARKANSAS EASTERN....	1,315	208	11	9	6	99	129	36	10	407	2	49	204	-	8	47	90
ARKANSAS WESTERN....	486	132	15	3	-	75	111	24	14	68	4	4	10	-	-	12	14
IOWA NORTHERN.....	205	54	2	2	-	15	39	6	3	30	10	1	10	-	6	18	9
IOWA SOUTHERN.....	637	132	10	25	2	50	91	16	12	77	11	20	95	1	21	40	34
MINNESOTA.....	1,103	269	7	36	12	64	131	49	50	155	25	11	30	1	67	68	128
MISSOURI EASTERN....	1,008	253	8	2	20	76	123	80	18	179	8	31	47	2	25	95	41
MISSOURI WESTERN....	1,173	217	10	12	4	65	141	41	80	242	21	47	82	3	28	103	77
NEBRASKA.....	656	136	4	55	1	78	73	50	4	85	5	24	50	-	23	30	38
NORTH DAKOTA.....	155	65	-	10	-	7	18	9	3	18	1	-	4	-	3	4	13
SOUTH DAKOTA.....	356	124	11	10	-	35	39	27	1	41	1	16	15	1	5	4	26
NINTH CIRCUIT....	12,756	3,150	234	236	419	408	1,251	560	612	1,952	87	310	500	9	687	1,038	1,303
ALASKA.....	394	122	9	2	12	8	37	20	5	29	8	3	2	-	1	112	24
ARIZONA.....	1,163	285	20	14	4	68	99	31	76	237	8	37	54	-	42	87	121
CALIFORNIA NORTHERN..	2,059	430	15	5	104	29	124	57	226	451	7	35	47	1	105	206	217
CALIFORNIA EASTERN..	733	178	33	5	9	25	42	17	23	160	2	19	81	-	22	81	36
CALIFORNIA CENTRAL..	2,972	666	14	129	90	62	290	110	112	401	29	85	48	3	364	211	358
CALIFORNIA SOUTHERN..	601	170	6	3	30	11	18	25	22	106	5	6	3	-	29	42	125
HAWAII.....	796	261	16	-	32	62	76	47	32	85	2	6	4	-	27	70	76
IDAHO.....	310	89	6	-	18	42	47	5	35	5	1	22	-	-	2	14	18
MONTANA.....	376	103	11	39	1	37	44	23	3	44	3	3	15	-	3	13	29
NEVADA.....	497	128	9	5	3	25	64	18	6	82	-	22	63	-	12	23	37
OREGON.....	1,037	225	22	2	64	35	107	98	28	138	10	46	86	4	32	77	63
WASHINGTON EASTERN..	324	59	5	7	2	15	31	16	27	36	1	25	47	-	7	23	23
WASHINGTON WESTERN..	1,269	404	15	19	67	11	266	48	46	140	7	22	24	1	41	93	65
GUAM.....	171	20	52	1	-	1	4	1	1	7	-	-	4	-	-	1	79
NORTHERN MARIANAS...	54	10	1	-	-	1	7	2	-	1	-	-	-	-	-	-	32
TENTH CIRCUIT....	5,369	1,401	133	77	8	402	865	228	117	760	56	154	391	6	96	201	474
COLORADO.....	1,206	315	11	21	1	53	141	19	35	258	25	32	115	-	27	58	97
KANSAS.....	1,414	323	25	12	1	84	394	54	25	207	19	17	40	4	21	50	138
NEW MEXICO.....	587	122	19	6	-	39	65	44	6	74	3	31	85	1	5	24	63
OKLAHOMA NORTHERN..	485	193	13	1	1	51	45	33	5	49	3	8	6	-	7	19	51
OKLAHOMA EASTERN..	239	55	15	2	-	39	27	13	5	20	1	12	41	-	-	7	2
OKLAHOMA WESTERN..	771	241	26	4	4	78	99	41	11	78	3	43	61	1	9	23	49
UTAH.....	518	114	12	26	1	35	80	20	29	66	2	11	29	-	27	20	66
WYOMING.....	149	38	12	5	-	23	34	4	1	8	-	-	14	-	-	2	8

TABLE C 4.—United States district courts. Civil cases terminated during the fiscal year ended June 30, 1970, by nature of suit and action taken. (Land condemnation cases omitted)

Nature of suit	Total	No court action	Court action						
			Total	Before pretrial	During or after pretrial	During or after trial			
						Total	Nonjury	Jury	Percent reaching trial
Total cases.....	79,466	31,056	48,410	29,429	11,006	7,975	4,566	3,409	10.0
United States cases.....	22,871	9,330	13,541	10,707	1,389	1,454	1,301	153	6.4
Contract actions:									
Negotiable instruments.....	2,300	1,881	419	325	76	18	15	3	.8
Recovery of overpayments and enforcement of judgments.....	270	234	36	26	7	3	3		1.1
Other contracts.....	1,314	739	575	407	99	69	62	7	5.3
Real property.....	1,309	836	473	365	48	60	57	3	4.6
Tort actions:									
Marine, personal injury.....	568	320	248	65	126	57	56	1	10.0
Motor vehicle, personal injury.....	800	429	371	134	117	120	109	11	15.0
Other personal injury.....	596	252	344	124	113	107	92	15	18.0
Other torts.....	420	265	155	64	54	37	34	3	8.8
Actions under statutes:									
Antitrust.....	54	23	31	13	7	11	11		20.4
Civil rights.....	300	108	192	133	11	48	44	4	16.0
Deportation.....	155	74	81	67	4	10	10		6.5
Prisoner petitions:									
Motions to vacate sentence.....	1,651	24	1,627	1,525	10	92	92		5.6
Parole board review.....	197	12	185	176	2	7	6	1	3.6
Prison officials—habeas corpus.....	1,509	31	1,478	1,385	4	89	89		5.9
Prison officials—mandamus, etc.....	606	61	545	521	4	20	20		3.3
Liquor forfeitures.....	111	56	55	25	8	22	17	5	19.8
Other forfeiture and penalty suits.....	1,227	926	301	163	67	71	63	8	5.8
Fair Labor Standards Act.....	1,671	1,312	359	141	144	74	69	5	4.4
Other labor litigation.....	302	167	135	69	14	52	51	1	17.2
Social security laws.....	1,384	198	1,186	1,117	53	16	15	1	1.2
Tax suits.....	1,504	630	874	222	367	285	202	83	18.9
All other U.S. actions.....	4,623	752	3,871	3,640	45	186	184	2	4.0
Federal question.....	30,597	10,705	19,892	13,589	3,720	2,583	1,964	619	8.4
Contract actions:									
Marine.....	3,104	2,063	1,041	433	442	166	155	11	5.3
Miller Act.....	831	550	281	104	107	70	64	6	8.4
Other contracts.....	98	45	53	25	17	11	10	1	11.2
Real property.....	231	174	57	19	27	11	9	2	4.8
Tort actions:									
Employers' Liability Act.....	1,204	411	793	113	458	222	29	103	18.4
Marine, personal injury.....	5,284	2,797	2,487	629	1,424	434	234	200	8.2
Other torts.....	766	335	431	118	208	105	98	7	13.7
Actions under statutes:									
Bankruptcy trustee suits.....	347	196	151	55	68	28	25	3	8.1
Antitrust.....	567	228	339	187	83	69	42	27	12.2
Civil rights.....	2,327	787	1,540	882	189	469	376	93	20.2

TABLE C 4.—United States district courts. Civil cases terminated during the fiscal year ended June 30, 1970, by nature of suit and action taken.
(Land condemnation cases omitted)—Concluded

Nature of suit	Total	No court action	Court action						
			Total	Before pretrial	During or after pretrial	During or after trial			
						Total	Nonjury	Jury	Percent reaching trial
Prisoner petitions:									
Prison officials—habeas corpus.....	8,423	142	8,281	7,812	66	403	401	2	4.8
Prison officials—other.....	2,144	117	2,027	1,961	14	52	46	6	2.4
Fair Labor Standards Act.....	425	235	190	39	91	60	49	11	14.1
Other labor litigation.....	1,336	704	632	386	115	131	116	15	9.8
Copyright.....	602	429	173	106	45	22	20	2	3.7
Patent.....	893	483	410	177	117	116	113	3	13.0
Trademark.....	416	265	151	71	48	32	28	4	7.7
All other Federal question.....	1,599	744	855	472	201	182	149	33	11.4
Diversity of citizenship.....	21,633	9,317	12,316	3,482	5,324	3,510	1,099	2,411	16.2
Contract actions:									
Insurance.....	2,021	725	1,296	460	446	390	215	175	19.3
Negotiable instruments.....	374	204	170	73	55	42	33	9	11.2
Other contracts.....	4,343	1,932	2,411	984	809	618	386	232	14.2
Real property.....	557	287	270	104	89	77	50	27	13.8
Tort actions:									
Marine, personal injury.....	1,685	1,009	676	136	411	129	31	98	7.7
Motor vehicle, personal injury.....	8,010	3,411	4,599	920	2,291	1,388	191	1,197	17.3
Other personal injury.....	4,148	1,545	2,603	695	1,131	777	142	635	18.7
Other torts.....	478	194	284	105	92	87	48	38	18.2
All other diversity.....	17	10	7	5		2	2		
Local jurisdiction.....	4,365	1,704	2,661	1,651	582	428	202	226	9.8
Contracts actions.....	602	332	270	135	71	64	49	15	10.6
Real property.....	301	164	137	64	41	32	28	4	10.6
Tort actions:									
Motor vehicle, personal injury.....	998	437	561	86	537	138	20	118	13.8
Other personal injury.....	443	169	274	71	119	84	7	77	19.0
Other torts.....	51	25	26	12	9	5	5		9.8
Prisoner petitions:									
Parole board review.....	27	5	22	22					
Prison officials—habeas corpus.....	109	1	108	108					
Prison officials—mandamus, etc.....	74	22	52	50		2	2		2.7
Domestic relations.....	641	137	504	427		77	76	1	12.0
Substitute trustee.....	28	21	7	4	1	2	2		7.1
All other local.....	1,091	391	700	672	4	24	13	11	2.2

TABLE C4.—U.S. district courts. Civil cases terminated during the fiscal year ended June 30, 1971, by nature of suit and action taken (land condemnation cases omitted)

Nature of suit	Total	No court action	Court action						
			Total	Before pretrial	During or after pretrial	During or after trial			
						Total	Nonjury	Jury	Percent reaching trial
Total cases.....	85,038	33,823	51,810	32,849	11,011	7,950	4,603	3,347	9.3
U.S. cases.....	24,014	9,661	14,353	11,632	1,379	1,342	1,205	137	5.6
Contract actions:									
Negotiable instruments.....	2,316	1,071	345	223	95	27	26	1	1.2
Recovery of overpayments and enforcement of judgments.....	227	198	29	19	6	4	4	1	1.8
Other contracts.....	1,795	837	958	768	106	84	70	14	4.7
Real property.....	1,339	741	598	507	37	54	51	3	4.0
Tort actions:									
Marine, personal injury.....	430	201	229	74	110	45	44	1	10.5
Motor vehicle, personal injury.....	783	410	373	146	117	110	103	7	14.0
Other personal injury.....	602	202	400	174	133	93	88	5	15.4
Other torts.....	402	249	153	70	44	39	30	9	9.7
Actions under statutes:									
Antitrust.....	53	27	26	16	5	5	5	1	9.4
Civil rights.....	385	146	239	170	25	44	44	1	11.4
Deportation.....	119	74	45	42	1	2	1	1	1.7
Prisoner petitions:									
Motions to vacate sentence.....	1,432	28	1,404	1,314	13	77	77	1	5.4
Parole board review.....	202	11	191	189	1	1	1	1	.5
Prison officials—habeas corpus.....	1,643	27	1,616	1,521	7	88	87	1	5.4
Prison officials—mandamus, etc.....	666	27	639	627	12	12	12	1	1.8
Civil rights.....	191	11	180	172	2	6	6	1	3.1
Liquor forfeitures.....	104	51	53	21	13	19	16	3	18.3
Other forfeiture and penalty suits.....	1,633	1,186	447	296	93	58	54	4	3.6
Narcotic Addict Rehabilitation Act.....	2,760	109	2,651	2,645	1	5	4	1	.2
Fair Labor Standards Act.....	1,554	1,170	384	160	141	83	83	1	5.3
Other labor litigation.....	312	170	142	94	9	39	37	2	12.5
Selective Service Act.....	607	229	378	319	6	53	53	1	8.7
Social security laws.....	1,568	341	1,227	1,165	47	15	15	1	1.0
Tax suits.....	1,559	681	878	283	328	267	195	72	17.1
All other U.S. actions.....	1,332	564	768	617	39	112	99	13	8.4
Federal question.....	34,306	12,415	21,891	15,449	3,757	2,685	2,077	608	7.8
Contract actions:									
Marine.....	3,002	2,053	949	465	335	149	141	8	5.0
Miller Act.....	868	549	317	116	124	77	62	15	8.9
Other contracts.....	94	40	54	36	8	10	9	1	10.6
Real property.....	241	195	46	22	15	9	8	1	3.7
Tort actions:									
Employers' Liability Act.....	1,336	493	843	153	497	193	19	174	14.4
Marine, personal injury.....	5,240	2,921	2,319	528	1,347	444	240	204	8.5
Other personal injury.....	53	23	30	14	10	6	2	4	11.3
Other torts.....	697	372	325	85	140	100	96	4	14.3
Actions under statutes:									
Bankruptcy trustee suits.....	387	218	169	69	48	52	38	14	13.4
Antitrust.....	1,165	372	793	642	103	48	30	18	4.1
Civil rights.....	3,586	1,213	2,373	1,456	325	292	501	91	16.5
Prisoner petitions:									
Prison officials—habeas corpus.....	7,960	150	7,810	7,417	71	322	321	1	4.0
Prison officials—mandamus, etc.....	682	23	659	636	4	19	14	5	2.8
Civil rights.....	2,260	100	2,160	2,059	26	75	62	13	3.3
Fair Labor Standards Act.....	530	231	299	68	131	100	92	8	18.9
Labor Management Relations Act.....	1,423	783	640	421	113	106	93	8	7.4
Other labor litigation.....	282	119	163	112	17	34	30	4	12.1
Copyright.....	620	445	175	106	50	19	18	1	3.1
Patent.....	859	392	467	246	117	104	96	8	12.1
Trademark.....	468	281	187	117	45	25	24	1	5.3
All other Federal question.....	2,555	1,442	1,113	681	231	201	176	25	7.9

TABLE CA.—U.S. district courts. Civil cases terminated during the fiscal year ended June 30, 1971, by nature of suit and action taken (land condemnation cases omitted)—Continued

Nature of suit	Total	No court action	Court action						
			Total	Before pretrial	During or after pretrial	During or after trial			
						Total	Nonjury	Jury	Percent reaching trial
Diversity of citizenship.....	23,158	10,189	12,969	3,939	5,438	3,594	1,099	2,495	15.5
Contract actions:									
Insurance.....	2,305	972	1,333	502	460	371	207	164	18.1
Negotiable instruments.....	506	261	245	110	82	53	36	17	10.5
Other contracts.....	5,080	2,240	2,840	1,257	936	647	407	240	12.7
Real property.....	599	277	322	133	111	78	52	26	13.0
Tort actions:									
Marine, personal injury.....	1,543	961	582	134	327	121	53	68	7.8
Motor vehicle, personal injury.....	7,993	3,554	4,439	884	2,120	1,435	182	1,253	18.0
Other personal injury.....	4,499	1,663	2,836	768	1,284	794	122	672	17.6
Other torts.....	621	286	335	157	175	93	38	55	15.0
All other diversity.....	12	5	7	4		2	2		
Local jurisdiction.....	4,160	1,563	2,597	1,829	439	329	222	107	7.9
Contracts actions.....	600	340	260	216	65	39	32	7	5.9
Real property.....	349	198	151	102	22	27	23	4	7.7
Tort actions:									
Motor vehicle, personal injury.....	957	386	571	252	252	67	10	57	7.0
Other personal injury.....	477	174	303	174	89	40	10	30	8.4
Other torts.....	59	30	29	20	6	3	1	2	5.1
Prisoner petitions:									
Parole board review.....	13	2	11	11					
Prison officials—habeas corpus.....	85	1	84	82		2	2		2.4
Prison officials—mandamus, etc.....	65	13	52	52					
Domestic relations.....	649	94	555	417	1	137	132	5	21.1
Insanity.....	316	6	310	300		10	8	2	3.2
Substitute trustee.....	37	32	5	3		2			
Suits involving local officials.....	62	27	35	31		4	4		6.5
All other local.....	431	260	171	169	2				

TABLE C 4.—U.S. district courts. Civil cases terminated during the fiscal year ended June 30, 1972, by nature of suit and action taken.
(Land condemnation cases omitted.)

Nature of suit	Total	No court action	Court action						
			Total	Before pretrial	During or after pretrial	During or after trial			
						Total	Nonjury	Jury	Percent reaching trial
Total cases.....	94,256	37,446	56,810	35,590	12,739	8,481	5,008	3,473	9.0
U.S. cases.....	25,268	10,390	14,878	12,006	1,569	1,303	1,183	120	5.2
Contract actions:									
Negotiable instruments.....	2,391	1,932	459	318	105	36	29	7	1.5
Recovery of overpayments and enforcement of judgments.....	238	202	36	28	5	3	3		1.3
Other contracts.....	1,700	867	833	605	131	97	87	10	5.7
Real property.....	1,528	1,010	518	406	50	53	47	6	3.5
Tort actions:									
Marine, personal injury.....	392	163	229	60	113	56	56		14.3
Motor vehicle, personal injury.....	733	328	405	147	151	107	102	5	14.6
Other personal injury.....	761	290	471	210	151	110	96	14	14.5
Other torts.....	404	249	155	70	48	37	33	4	9.2
Actions under statutes:									
Antitrust.....	54	18	36	15	14	7	7		13.0
Civil rights.....	563	211	352	273	32	47	47		8.3
Deportation.....	191	84	107	104	1	2	1	1	1.0
Prisoner petitions:									
Motions to vacate sentence.....	1,557	8	1,549	1,508	6	35	35		2.2
Parole board review.....	233	1	232	229	1	2	2		.9
Prison officials—habeas corpus.....	1,420	27	1,393	1,338	5	50	50		3.5
Prison officials—mandamus, etc.....	678	9	669	654	1	14	14		2.1
Civil rights.....	228	5	223	213		10	10		4.4
Liquor forfeitures.....	126	52	74	50	9	15	11	4	11.9
Other forfeiture and penalty suits.....	2,247	1,633	614	453	80	81	79	2	3.6
Narcotic Addict Rehabilitation Act.....	2,527	199	2,328	2,320	5	3	3		.1
Fair Labor Standards Act.....	1,736	1,296	440	191	162	87	85	2	5.0
Other labor litigation.....	379	213	166	119	15	32	32		8.4
Selective Service Act.....	389	149	240	217	5	18	18		4.6
Social Security laws.....	1,871	219	1,652	1,562	81	9	9		.5
Tax suits.....	1,836	694	942	359	320	263	201	62	16.1
All other U.S. actions.....	1,286	531	755	557	69	129	126	3	10.0
Federal question.....	39,627	14,723	24,804	17,139	4,622	3,043	2,310	724	7.7
Contract actions:									
Marine.....	3,573	2,503	1,070	447	436	187	182	5	5.2
Miller Act.....	761	484	277	110	99	68	63	5	8.9
Other contracts.....	176	86	90	57	15	18	18		10.2
Real property.....	359	296	63	24	25	14	14		3.9
Tort actions:									
Employers' Liability Act.....	1,626	641	985	206	555	224	27	197	13.8
Marine, personal injury.....	5,858	3,160	2,698	601	1,575	522	293	229	8.9
Other personal injury.....	60	27	33	20	9	4	3	1	6.7
Other torts.....	886	451	435	140	196	99	95	4	11.2
Actions under statutes:									
Bankruptcy Trustee suits.....	432	260	172	61	70	41	31	10	9.5
Antitrust.....	949	320	629	440	125	64	23	41	6.7
Civil rights.....	4,460	1,422	3,038	1,842	476	720	604	116	16.1
Prisoner petitions:									
Prison officials—habeas corpus.....	8,125	99	8,026	7,744	42	240	239	1	3.0
Prison officials—mandamus, etc.....	684	20	664	650	4	10	8	2	1.5
Civil rights.....	2,877	76	2,801	2,644	60	97	73	24	3.4
Fair Labor Standards Act.....	526	237	289	79	128	82	75	7	15.6
Labor Management Relations Act.....	1,999	1,104	895	594	150	151	135	16	7.6
Other labor litigation.....	296	104	192	122	44	26	26		8.8
Copyright.....	724	512	212	124	55	33	28	5	4.6
Patent.....	932	459	473	231	119	123	121	2	13.2
Trademark.....	567	351	216	123	56	37	34	3	6.5
All other Federal question.....	3,657	2,111	1,546	880	383	283	227	56	7.7

TABLE C 4.—U.S. district courts. Civil cases terminated during the fiscal year ended June 30, 1972, by nature of suit and action taken.
(Land condemnation cases omitted.)—Continued

Nature of suit	Total	No court action	Court action						
			Total	Before pretrial	During or after pretrial	During or after trial			
						Total	Nonjury	Jury	Percent reaching trial
Diversity of citizenship.....	25,382	10,827	14,555	4,674	6,059	3,822	1,205	2,517	15.1
Contract actions:									
Insurance.....	2,454	914	1,540	617	552	371	202	169	15.1
Negotiable instruments.....	588	287	301	155	81	65	44	21	11.1
Other contracts.....	6,319	2,770	3,549	1,510	1,174	865	575	290	13.7
Real property.....	770	359	411	175	126	110	70	40	14.3
Tort actions:									
Marine, personal injury.....	1,550	960	590	132	334	124	45	79	8.0
Motor vehicle, personal injury.....	7,810	3,365	4,445	929	2,233	1,283	175	1,108	16.4
Other personal injury.....	5,194	1,914	3,280	965	1,422	893	139	754	17.2
Other torts.....	678	252	426	185	135	105	50	56	15.6
All other diversity.....	19	6	13	6	2	5	5		
Local jurisdiction.....	4,079	1,506	2,573	1,771	489	313	201	112	7.7
Contracts actions.....	744	379	365	213	86	66	57	9	8.9
Real property.....	321	159	162	106	32	24	22	2	7.5
Tort actions:									
Motor vehicle, personal injury.....	794	309	485	154	261	70	15	55	8.8
Other personal injury.....	391	117	274	129	98	47	7	40	12.0
Other torts.....	62	37	25	15	4	6	4	2	9.7
Prisoner petitions:									
Parole board review.....	13	1	12	12					
Prison officials—habeas corpus.....	61	1	60	58		2	2		3.3
Prison officials—mandamus, etc.....	97	8	89	87	1	1		1	1.0
Domestic relations.....	821	223	598	507	2	89	89		10.8
Insanity.....	274	18	256	254		2		2	.7
Substitute trustee.....	19	15	4	3	1				
Suits involving local officials.....	37	6	31	26	2	3	3		8.1
All other local.....	445	233	212	207	2	3	2	1	.7

TABLE C-4.—U.S. district courts. Civil cases terminated during the fiscal year ended June 30, 1973, by nature of suit and action taken. (Land condemnation cases omitted.)

Nature of suit	Total	No court action	Court action						
			Total	Before pretrial	During or after pretrial	During or after trial			
						Total	Nonjury	Jury	Percent reaching trial
Total cases.....	97,402	37,024	60,378	36,873	15,208	8,297	4,917	3,380	8.5
U.S. cases.....	26,564	11,198	15,366	12,435	1,711	1,220	1,110	110	4.6
Contract actions:									
Negotiable instruments.....	2,596	2,108	488	351	104	33	29	4	1.3
Recovery of overpayments and enforcement of judgments.....	204	172	22	27	5				
Other contracts.....	2,002	1,036	966	676	195	95	83	12	4.7
Real property.....	1,939	1,313	626	525	61	40	38	2	2.1
Tort actions:									
Marine, personal injury.....	260	102	158	36	32	40	40		15.4
Motor vehicle, personal injury.....	599	264	335	126	133	76	71	5	12.7
Other personal injury.....	779	270	509	282	123	104	99	5	13.4
Other torts.....	417	233	184	90	50	35	32	3	8.4
Actions under statutes:									
Antitrust.....	60	23	37	23	7	7	7		11.7
Civil rights.....	724	288	456	354	49	53	53		7.3
Deportation.....	204	94	110	89	14	7	7		3.4
Prisoner petitions:									
Motions to vacate sentence.....	1,683	7	1,676	1,617	8	51	51		3.0
Parole board review.....	385	2	383	370	2	2	2		.5
Prison officials—habeas corpus.....	1,314	12	1,302	1,205	57	40	40		3.0
Prison officials—mandamus, etc.....	630	4	626	615	7	4	4		.9
Civil rights.....	946	1	945	391	7	5	5		1.4
Liquor forfeitures.....	120	5	115	25	17	13	12	1	10.8
Other forfeiture and penalty suits.....	2,665	2,036	629	422	116	61	64	7	8.4
Narcotic Addict Rehabilitation Act.....	1,870	188	1,682	1,080	2	2	2		.1
Fair Labor Standards Act.....	1,530	1,114	416	175	158	83	82	1	5.4
Other labor litigation.....	366	211	155	111	21	23	23		6.3
Selective Service Act.....	168	65	103	88	4	11	11		6.5
Social Security laws.....	2,439	240	2,199	2,134	73	82	80	2	1.3
Tax suits.....	1,570	628	942	413	300	229	163	66	14.6
All other U.S. actions.....	1,654	742	912	661	107	144	142	2	8.7
Federal question.....	41,938	14,442	27,496	18,072	6,322	3,102	2,363	739	7.4
Contract actions:									
Marine.....	4,501	2,618	1,883	507	1,217	159	148	11	3.5
Miller Act.....	579	358	221	85	65	71	59	12	12.3
Other contracts.....	231	114	117	68	34	15	14	1	6.5
Real property.....	272	194	78	25	35	18	17	1	6.6
Tort actions:									
Employers' Liability Act.....	1,431	593	838	167	478	193	33	160	13.5
Marine, personal injury.....	5,476	2,517	2,959	572	1,915	472	246	228	8.6
Other personal injury.....	93	31	62	49	5	8	5	3	8.6
Other torts.....	1,127	557	570	208	246	116	109	7	10.3
Actions under statutes:									
Bankruptcy trustee suits.....	465	306	159	69	72	18	15	3	3.9
Antitrust.....	981	395	586	296	198	92	51	41	9.4
Civil rights.....	5,568	1,719	3,849	2,370	651	823	688	140	14.9
Prisoner petitions:									
Prison officials—habeas corpus.....	7,922	13	7,909	7,651	63	195	195		2.5
Prison officials—mandamus, etc.....	740	4	736	694	14	28	27	1	3.8
Civil rights.....	3,500	19	3,481	3,180	128	173	133	40	4.9
Fair Labor Standards Act.....	464	179	285	88	122	75	64	11	16.2
Labor Management Relations Act.....	2,178	1,179	999	623	208	168	145	23	7.7
Other labor litigation.....	246	74	172	119	36	17	15	2	6.9
Copyright.....	680	454	226	100	101	25	24	1	3.7
Patent.....	851	401	450	183	162	105	98	7	12.3
Trademark.....	599	338	261	100	80	31	30	1	5.2
All other Federal question.....	4,034	2,329	1,705	918	492	295	247	48	7.3
Diversity of citizenship.....	25,415	10,368	15,047	4,785	6,636	3,626	1,211	2,415	14.3
Contract actions:									
Insurance.....	2,351	914	1,437	539	552	346	191	155	14.7
Negotiable instruments.....	534	257	277	141	87	49	37	12	9.2
Other contracts.....	6,859	2,964	3,895	1,670	1,383	842	550	292	12.3
Real property.....	669	299	370	169	112	89	48	41	13.3
Tort actions:									
Marine, personal injury.....	1,808	907	901	134	642	125	53	72	6.9
Motor vehicle, personal injury.....	7,245	3,004	4,241	902	2,147	1,192	148	1,044	16.5
Other personal injury.....	5,234	1,769	3,465	1,056	1,546	863	186	727	16.5
Other torts.....	692	245	447	164	164	119	47	72	17.2
All other diversity.....	23	9	14	10	3	1	1		
Local jurisdiction.....	2,485	1,016	2,469	1,581	539	349	233	116	10.0
Contracts actions.....	666	283	383	206	103	74	58	16	11.1
Real property.....	277	119	158	103	31	24	19	5	8.7
Tort actions:									
Motor vehicle, personal injury.....	539	149	390	94	236	60	16	44	11.1
Other personal injury.....	458	113	343	132	149	62	14	48	13.6
Other torts.....	67	24	43	20	15	8	8		11.9
Prisoner petitions:									
Parole board review.....	10		10	10					
Prison officials—habeas corpus.....	16		16	16					
Prison officials—mandamus, etc.....	64	8	48	44	1	1	1		1.9
Domestic relations.....	950	169	787	687		100	98	2	10.5
Insanity.....	50	11	39	25		14	13	1	28.0
Substitute trustee.....	23	18	5	4		1			
Suits involving local officials.....	44	14	30	26		3	3		6.8
All other local.....	327	88	239	234	2	3	3		.9

TABLE C-4.—U.S. district courts, civil cases terminated, by nature of suit and action taken (land condemnation cases omitted) fiscal year 1974

Nature of suit	Total	No court action	Court action						
			Total	Before pre-trial	During or after pre-trial	During or after trial			
						Total	Non-Jury	Jury	Percent reaching trial
Total cases.....	96,701	35,879	60,822	38,576	13,864	8,382	5,070	3,312	8.7
U.S. cases.....	25,832	10,269	15,563	12,475	1,753	1,335	1,221	114	5.2
Contract actions:									
Negotiable instruments.....	1,948	1,548	400	258	105	37	28	9	1.9
Recovery of overpayments and enforcement of judgments.....	156	131	25	21	4				
Other contracts.....	1,827	792	1,035	811	142	82	77	5	4.5
Real property.....	2,356	1,668	688	561	77	50	49	1	2.1
Tort actions:									
Marine, personal injury.....	158	52	106	35	38	33	33		20.9
Motor vehicle, personal injury.....	632	274	358	141	109	108	100	8	17.1
Other personal injury.....	739	264	475	237	134	104	97	7	14.1
Other torts.....	413	257	156	85	46	25	24	1	6.1
Actions under statutes:									
Antitrust.....	54	21	33	18	9	6	6		11.1
Civil rights.....	894	303	591	464	72	55	53	2	6.2
Deportation.....	428	185	243	236	3	4	4		.9
Prisoner petitions:									
Motions to vacate sentence.....	1,800	8	1,792	1,740	5	47	47		2.6
Parole board review.....	452	1	451	374	5	72	72		15.9
Prison officials:									
Habeas corpus.....	1,649	5	1,644	1,425	199	20	20		1.2
Mandamus, etc.....	614		614	567	25	22	22		3.6
Civil rights.....	430	1	429	377	41	11	7	4	2.6
Liquor forfeitures.....	72	36	36	19	6	11	11		15.3
Other forfeiture and penalty suits.....	2,277	1,635	642	285	99	158	145	13	6.9
Narcotic Addict Rehabilitation Act.....	676	89	587	586		1	1		.1
Fair Labor standards Act.....	1,440	1,025	415	195	153	67	65	2	4.7
Other labor litigation.....	391	209	182	147	15	20	20		5.1
Selective Service Act.....	53	17	36	29	2	5	5		9.4
Social Security laws.....	2,783	261	2,522	2,434	76	12	10	2	.4
Tax suits.....	1,706	711	995	474	289	232	176	56	13.6
All other U.S. actions.....	1,884	776	1,108	856	99	153	149	4	8.1
Federal question.....	42,366	14,410	27,956	19,139	5,440	3,377	2,562	815	8.0
Contract actions:									
Marine.....	3,616	2,198	1,418	557	692	169	161	8	4.7
Miller Act.....	632	378	254	111	70	73	69	4	11.6
Other contracts.....	212	83	129	80	28	21	17	4	9.9
Real property.....	341	247	94	35	33	26	22	4	7.6
Tort actions:									
Employers' Liability Act.....	1,282	484	798	206	438	154	16	138	12.0
Marine, personal injury.....	4,517	2,060	2,457	565	1,458	434	178	256	9.6
Other personal injury.....	106	37	69	33	24	12	6	6	11.3
Other torts.....	1,635	994	731	320	288	123	113	10	7.5

TABLE C-4.—U.S. district courts, civil cases terminated, by nature of suit and action taken (land condemnation cases omitted) fiscal year 1974—Continued

Nature of suit	Total	No court action	Court action						
			Total	Before pre-trial	During or after pre-trial	During or after trial			
						Total	Non-jury	Jury	Percent reaching trial
Actions under statutes:									
Bankruptcy trustee suits	384	211	173	71	65	37	29	8	9.6
Antitrust	1,473	629	844	572	174	98	37	61	6.7
Civil rights	5,920	1,759	4,161	2,402	780	979	789	190	16.5
Prisoner petitions:									
Prison officials:									
Habeas corpus	7,456	16	7,440	7,123	69	248	248	-----	3.3
Mandamus, etc.	600	4	596	560	9	27	27	-----	4.5
Civil rights	4,159	19	4,140	3,803	115	222	189	33	5.3
Fair Labor Standards Act	366	160	206	53	97	56	47	9	15.3
Labor Management Relations Act	2,373	1,255	1,118	707	255	156	136	20	6.6
Other labor litigation	257	90	167	92	36	39	31	8	15.2
Copyright	641	420	221	120	75	26	23	3	4.1
Patent	849	366	483	268	126	89	83	6	10.5
Trademark	632	364	268	148	79	41	41	-----	6.5
All other Federal question	4,015	2,726	2,189	1,313	529	347	300	47	7.1
Diversity of citizenship	25,990	10,423	15,567	5,678	6,448	3,441	1,120	2,321	13.2
Contract actions:									
Insurance	2,321	806	1,515	607	563	345	183	162	14.9
Negotiable instruments	778	381	397	230	101	66	54	12	8.5
Other contracts	7,626	3,338	4,288	1,987	1,466	835	516	319	10.9
Real property	774	359	415	212	119	84	48	36	10.9
Tort actions:									
Marine, personal injury	1,509	739	770	215	427	128	32	96	8.5
Motor vehicle, personal injury	6,859	2,778	4,081	1,024	2,039	1,018	118	900	14.8
Other personal injury	5,315	1,732	3,583	1,157	1,576	850	118	732	16.0
Other torts	798	288	510	240	157	113	49	64	14.2
All other diversity	10	2	8	6	-----	2	-----	-----	-----
Local jurisdiction	2,513	777	1,736	1,284	223	229	167	62	9.1
Contracts actions	394	210	184	94	44	46	30	16	11.7
Real property	231	106	125	86	19	20	17	3	8.7
Tort actions:									
Motor vehicle, personal injury	217	87	130	28	77	25	6	19	11.5
Other personal injury	211	74	137	41	67	29	5	24	13.7
Other torts	39	22	17	9	5	3	3	-----	7.7
Prisoner petitions:									
Parole Board review	-----	-----	-----	-----	-----	-----	-----	-----	-----
Prison officials:									
Habeas Corpus	7	-----	7	7	-----	-----	-----	-----	-----
Mandamus, etc.	5	-----	5	5	-----	-----	-----	-----	-----
Domestic relations	1,015	126	889	782	2	105	105	-----	10.3
Insanity	37	30	7	7	-----	-----	-----	-----	-----
Substitute trustee	14	9	5	4	-----	1	1	-----	-----
Suits involving local officials	27	17	10	9	1	-----	-----	-----	-----
All other local	318	96	220	212	8	-----	-----	-----	-----

TABLE C-4.—U.S. district courts, civil cases terminated, by nature of suit and action taken (land condemnation cases omitted), fiscal year 1976

Nature of suit	Total	No court action	Court action						
			Total	Before pretrial	During or after pretrial	During or after trial			
						Total	Nonjury	Jury	Percent reaching trial
Total cases.....	103,787	39,210	64,568	40,271	15,575	8,722	5,210	3,512	8.4
U.S. cases.....	26,992	11,003	15,989	12,995	1,765	1,229	1,108	121	4.6
Contract actions:									
Negotiable instruments.....	1,428	1,120	308	196	82	30	25	5	2.1
Recovery of overpayments and enforcement of judgments.....	319	262	57	47	8	2	2		.6
Other contracts.....	1,740	848	892	663	139	90	84	6	5.2
Real property.....	2,988	2,251	737	612	70	55	51	4	1.8
Tort actions:									
Marine, personal injury.....	97	31	66	23	32	11	11		11.3
Motor vehicle, personal injury.....	644	292	352	138	143	71	63	8	11.0
Other personal injury.....	881	355	526	249	148	129	120	9	14.6
Other torts.....	440	221	219	115	67	37	33	4	8.4
Actions under statutes:									
Antitrust.....	39	12	27	16	1	10	10		25.6
Civil rights.....	1,052	378	674	513	86	75	67	8	7.1
Deportation.....	378	261	117	99	15	3	3		.8
Prisoner petitions:									
Motions to vacate sentence.....	1,650	2	1,648	1,588	6	54	54		3.3
Parole board review.....	508		508	504	2	2	2		.4
Prison officials:									
Habeas corpus.....	1,718	3	1,715	1,639	61	15	15		.9
Mandamus, etc.....	577		577	520	49	8	8		1.4
Civil rights.....	430	1	429	408	13	8	8		1.9
Liquor forfeitures.....	28	16	12	8	3	1	1		3.6
Other forfeiture and penalty suits.....	2,228	1,639	589	390	91	108	98	10	4.8
Narcotic Addict Rehabilitation Act.....	401	50	351	349		2	2		.5
Fair Labor Standards Act.....	1,419	998	421	175	178	68	66	2	4.8
Other labor litigation.....	459	246	213	161	16	36	36		7.8
Selective Service Act.....	12	2	10	7		3	3		
Social security laws.....	3,648	415	3,233	3,082	132	19	19		.5
Tax suits.....	1,761	752	1,009	496	287	225	161	65	12.8
All other U.S. actions.....	2,147	848	1,299	997	136	166	166		7.7
Federal question.....	46,247	15,014	30,333	20,106	6,586	3,641	2,675	966	7.9
Contract actions:									
Marine.....	3,526	1,985	1,541	461	874	206	195	11	5.8
Miller Act.....	801	637	264	106	97	61	54	7	7.6
Other contracts.....	191	69	122	46	55	21	19	2	11.0
Real property.....	417	317	100	38	52	10	9	1	2.4
Tort actions:									
Employers' Liability Act.....	1,224	442	782	145	461	176	11	165	14.4
Marine, personal injury.....	4,147	1,702	2,445	451	1,587	407	188	219	9.8
Other personal injury.....	115	45	70	32	29	9	3	6	7.8
Other torts.....	2,383	1,317	1,066	563	377	126	112	14	5.3
Actions under statutes:									
Bankruptcy trustee suits.....	442	227	215	88	93	34	28	6	7.7
Antitrust.....	1,341	457	884	478	268	138	51	87	10.3
Civil rights.....	6,795	2,318	4,477	2,516	935	1,026	784	242	15.1
Prisoner petitions:									
Prison officials:									
Habeas Corpus.....	7,606	8	7,688	7,361	53	274	269	5	3.6
Mandamus, etc.....	364		364	347	5	12	7	5	3.3
Civil rights.....	5,033	7	5,026	4,555	180	291	235	56	5.8

TABLE C-4.—U.S. district courts, civil cases terminated, by nature of suit and action taken (land condemnation cases omitted), fiscal year 1975—Continued

Nature of suit	Total	No court action	Court action						
			Total	Before pretrial	During or after pretrial	During or after trial			
						Total	Nonjury	Jury	Percent reaching trial
Fair Labor Standards Act.....	371	168	203	65	96	42	32	10	11.3
Labor Management Relations Act.....	3,016	1,677	1,339	840	307	192	165	27	6.4
Other labor litigation.....	336	117	219	130	44	36	32	4	10.7
Copyright.....	716	474	242	129	86	27	26	1	3.8
Patent.....	870	380	490	107	167	126	111	15	14.5
Trademark.....	631	366	265	121	97	47	43	4	7.4
All other Federal question.....	5,832	3,301	2,531	1,428	723	380	301	79	6.5
Diversity of citizenship.....	27,850	11,295	16,555	5,776	7,136	3,043	1,268	2,375	13.1
Contract actions:									
Insurance.....	2,288	851	1,437	550	567	320	172	148	14.0
Negotiable instruments.....	900	512	378	207	112	59	47	12	6.6
Other contracts.....	9,264	4,110	5,154	2,291	1,835	1,028	654	374	11.1
Real property.....	947	525	422	231	93	93	64	20	9.8
Tort actions:									
Marine, personal injury.....	1,340	495	845	155	578	112	31	81	8.4
Motor vehicle, personal injury.....	6,573	2,571	4,002	950	2,035	1,017	110	898	15.5
Other personal injury.....	5,571	1,856	3,715	1,152	1,696	867	122	745	15.6
Other torts.....	963	369	594	233	214	147	59	88	15.3
All other diversity.....	14	6	8	7	1				
Local jurisdiction.....	2,698	1,007	1,691	1,394	88	209	159	50	7.7
Contract actions.....	398	211	187	123	24	40	32	8	10.1
Real property.....	274	123	151	126	6	19	17	2	6.9
Tort actions:									
Motor vehicle, personal injury.....	130	66	64	21	17	26	13	13	20.0
Other personal injury.....	202	110	92	25	34	33	8	25	16.3
Other torts.....	38	22	16	6	3	7	6	1	18.4
Prisoner petitions:									
Parole board review.....									
Prison officials:									
Habeas corpus.....	8		8	7		1	1		
Mandamus, etc.....	5		5	4	1				
Domestic relations.....	1,254	347	907	827		80	79	1	6.4
Insanity.....	30	27	3	2		1	1		3.3
Substitute trustee.....	2	1	1	1					
Suits involving local officials.....	22	15	7	7					
All other local.....	335	85	250	245	3	2	2		.6

TABLE C-4.—U.S. district courts, civil cases terminated, by nature of suit and action taken (land condemnation cases omitted), fiscal year 1976

Nature of suit	Total	No court action	Court action						
			Total	Before pretrial	During or after pretrial	During or after trial			
						Total	Nonjury	Jury	Percent reaching trial
Total cases	108,298	41,691	66,607	41,593	16,225	8,789	5,245	3,544	8.1
United States cases	29,915	11,646	18,270	14,822	2,057	1,991	1,200	191	4.6
Contract actions:									
Negotiable instruments	1,028	729	299	201	74	24	19	5	2.3
Recovery of overpayments and enforcement of judgments	792	512	210	190	17	3	3		4
Other contracts	1,497	856	611	384	154	73	68	5	4.9
Real property	3,254	2,248	1,006	823	103	80	74	6	2.5
Tort actions:									
Marine, personal injury	92	47	45	10	22	13	9	4	14.1
Motor vehicle, personal injury	652	258	384	170	142	72	60	12	11.0
Other personal injury	971	311	660	284	180	196	178	18	20.2
Other torts	398	232	166	73	60	33	30	3	8.3
Actions under statutes:									
Antitrust	55	15	40	24	11	5	5		9.1
Civil rights	1,241	426	815	610	111	94	85	9	7.6
Deportation	249	128	121	102	12	7	7		2.8
Prisoner petitions:									
Motions to vacate sentence	1,732		1,732	1,672	15	45	43	2	2.6
Parole board review	624	1	623	613	2	8	7	1	1.3
Prison officials:									
Habeas corpus	1,381	1	1,380	1,335	13	32	31	1	2.3
Mandamus, etc.	653		653	623	18	12	10	2	1.8
Civil rights	497		497	482	3	12	10	2	2.4
Liquor forfeitures	27		14	10	2	2	2		7.1
Other forfeiture and penalty suits	2,350	1,580	770	513	127	130	111	19	5.5
Narcotic Addict Rehabilitation Act	175	70	105	105					
Fair Labor Standards Act	1,248	829	419	156					
Other labor litigation	694	447	247	179	35	33	28	5	4.8
Selective Service Act	6	2	4						
Social security laws	5,827	1,154	4,673	4,436	223	14	14		2
Tax suits	1,631	651	980	430	312	238	163	75	14.6
All other U.S. actions	2,912	1,096	1,816	1,393	211	212	194	18	7.3
Federal question	47,962	17,508	30,454	20,186	6,747	3,521	2,514	1,007	7.3
Contract actions:									
Marine	3,514	2,124	1,390	480	748	162	144	18	4.6
Miller Act	901	555	346	158	127	61	54	7	6.8
Other contracts	140	67	73	34	33	6	5	1	4.3
Real property	462	302	160	99	42	19	19		4.1
Tort actions:									
Employers' Liability Act	1,196	395	801	129	543	129	17	112	10.8
Marine, personal injury	3,620	1,657	1,963	364	1,264	335	135	200	9.3
Other personal injury	107	29	78	33	29	16	5	11	15.0
Other torts	2,341	1,405	936	399	371	166	143	23	7.1
Actions under statutes:									
Bankruptcy trustee suits	424	239	185	68	88	29	25	4	6.8
Antitrust	1,252	455	797	424	248	125	61	64	10.0
Civil rights	8,074	2,946	5,128	2,676	1,299	1,153	788	365	14.3
Prisoner petitions:									
Prison officials:									
Habeas corpus	7,389	3	7,386	7,080	106	200	199	1	2.7
Mandamus, etc.	279		279	253	10	16	11	5	5.7
Civil rights	5,858	3	5,855	5,352	247	256	209	47	4.4
Fair Labor Standards Act	500	267	233	81	99	53	46	7	10.6
Labor Management Relations Act	3,274	1,895	1,379	819	350	210	185	25	6.4
Other labor litigation	569	253	316	185	66	65	50	15	11.4
Copyright	794	523	271	138	105	28	20	8	3.5
Patent	827	399	428	163	181	84	69	15	10.2
Trademark	731	465	266	132	91	43	35	8	5.9
All other Federal question	5,710	3,526	2,184	1,119	700	365	294	71	6.4
Diversity of citizenship	28,225	11,903	16,322	5,303	7,375	3,644	1,341	2,303	12.9
Contract actions:									
Insurance	2,483	1,004	1,479	500	616	363	189	174	14.6
Negotiable instruments	989	542	447	247	131	69	47	22	7.0
Other contracts	9,755	4,598	5,157	2,097	2,026	1,034	675	359	10.6
Real property	963	506	457	203	158	96	59	37	10.0
Tort actions:									
Marine, personal injury	1,288	561	727	94	520	113	26	87	8.8
Motor vehicle, personal injury	5,725	2,277	3,448	747	1,776	925	140	785	16.2
Other personal injury	5,996	2,012	3,984	1,196	1,890	898	140	758	15.0
Other torts	1,021	400	621	218	258	145	65	80	14.2
All other diversity	5	3	2	1		1		1	20.0
Local jurisdiction	2,195	634	1,561	1,282	46	233	190	43	10.6
Contract actions	291	141	150	95	20	35	25	10	12.0
Real property	240	104	136	114	4	18	15	3	7.5
Tort actions:									
Motor vehicle, personal injury	79	44	35	9	4	22	12	10	27.8
Other personal injury	102	56	46	10	11	25	13	12	24.5
Other torts	31	13	18	10	1	7	3	4	22.6
Prisoner petitions:									
Parole board review									
Prison officials:									
Habeas corpus	10		10	10					
Mandamus, etc.	3		3	2		1	1		33.3
Domestic relations	1,118	182	936	816	2	118	114	4	10.6
Insanity	16	11	5	4		1	1		6.3
Substitute trustee									
Suits involving local officials	9	6	3	2		1	1		11.1
All other local	296	77	219	210	4	5	5		1.7

TABLE C4. U.S. DISTRICT COURTS
CIVIL CASES TERMINATED, BY NATURE OF SUIT AND ACTION TAKEN
(LAND CONDEMNATION CASES OMITTED)
FOR THE TWELVE MONTH PERIOD ENDED JUNE 30, 1977

NATURE OF SUIT	TOTAL	NO COURT ACTION	COURT ACTION						
			TOTAL	BEFORE PRETRIAL	DURING OR AFTER PRETRIAL	DURING OR AFTER TRIAL			
						TOTAL	NON-JURY	JURY	PERCENT REACHING TRIAL
TOTAL CASES	115,484	45,230	70,254	43,505	17,702	9,047	5,531	3,516	7.8
UNITED STATES CASES	32,835	13,387	19,448	15,860	2,260	1,328	1,209	113	4.0
CONTRACT ACTIONS									
NEGOTIABLE INSTRUMENTS	1,097	781	316	238	62	16	12	4	1.5
RECOVERY OF OVERPAYMENTS AND ENFORCEMENT OF JUDGMENTS	601	379	222	198	18	6	6	-	1.0
OTHER CONTRACTS	1,709	1,058	651	431	157	63	54	9	3.7
REAL PROPERTY	3,495	2,381	1,114	909	127	78	72	6	2.2
TORT ACTIONS									
MARINE, PERSONAL INJURY	92	32	60	19	21	20	19	1	21.7
MOTOR VEHICLE, PERSONAL INJURY	557	235	322	122	121	79	73	6	14.2
OTHER PERSONAL INJURY	1,034	366	668	329	180	159	146	13	15.4
OTHER TORTS	396	211	185	108	52	25	22	3	6.3
ACTIONS UNDER STATUTES									
ANTITRUST	43	16	27	9	11	7	7	-	16.3
CIVIL RIGHTS	1,514	525	989	658	176	155	143	12	10.2
DEPORTATION	362	188	174	148	15	11	11	-	3.0
PRISONER PETITIONS									
MOTIONS TO VACATE SENTENCE	1,605	1	1,604	1,550	13	41	41	-	2.6
PAROLE BOARD REVIEW	292	-	292	279	5	8	7	1	2.7
PRISON OFFICIALS - HABEAS CORPUS	1,392	-	1,392	1,347	12	33	33	-	2.4
PRISON OFFICIALS - MANDAMUS, ETC.	484	-	484	415	64	5	5	-	1.0
CIVIL RIGHTS	435	1	434	408	10	16	16	-	3.7
LIQUOR FORFEITURES	18	7	11	7	2	2	1	1	11.1
OTHER FORFEITURE AND PENALTY SUITS	2,702	1,780	922	695	132	95	91	4	3.5
NARCOTIC ADDICT REHABILITATION ACT	110	63	47	47	-	-	-	-	-
FAIR LABOR STANDARDS ACT	1,348	889	459	224	195	40	40	-	3.0
OTHER LABOR LITIGATION	616	335	281	200	34	47	47	-	7.6
SELECTIVE SERVICE ACT	9	3	6	5	-	1	1	-	11.1
SOCIAL SECURITY LAWS	8,051	2,205	5,846	5,604	221	21	18	3	3.3
TAX SUITS	1,881	674	1,207	622	365	220	168	52	11.7
ALL OTHER U.S. ACTIONS	2,992	1,257	1,735	1,288	267	180	176	4	6.0
FEDERAL QUESTION	50,474	18,026	32,448	21,177	7,415	3,856	2,790	1,066	7.6
CONTRACT ACTIONS									
MARINE	3,697	2,168	1,529	531	852	146	138	8	3.9
MILLER ACT	924	578	346	154	133	59	53	6	6.4
OTHER CONTRACTS	147	73	74	43	21	10	10	-	6.8
REAL PROPERTY	410	250	160	85	60	15	14	1	3.7
TORT ACTIONS									
EMPLOYERS' LIABILITY ACT	1,212	429	783	113	509	161	20	141	13.3
MARINE, PERSONAL INJURY	3,709	1,596	2,113	447	1,321	345	134	211	9.3
OTHER PERSONAL INJURY	146	70	76	39	25	12	1	11	8.2
OTHER TORTS	2,644	1,547	1,097	474	454	169	144	25	6.4
ACTIONS UNDER STATUTES									
BANKRUPTCY SUITS	424	246	178	76	75	27	23	4	6.4
ANTITRUST	1,361	542	819	352	307	160	90	70	11.8
CIVIL RIGHTS	9,205	3,262	5,943	3,011	1,625	1,307	931	376	14.2
PRISONER PETITIONS									
PRISON OFFICIALS - HABEAS CORPUS	6,887	3	6,884	6,569	104	211	209	2	3.1
PRISON OFFICIALS - MANDAMUS, ETC.	253	-	253	247	2	4	4	-	1.6
CIVIL RIGHTS	6,679	10	6,669	6,016	282	371	300	71	5.6
FAIR LABOR STANDARDS ACT	574	262	312	92	153	67	55	12	11.7
LABOR MANAGEMENT RELATIONS ACT	3,259	1,842	1,417	890	323	204	183	21	6.3
OTHER LABOR LITIGATION	873	368	502	292	133	77	67	10	8.9
COPYRIGHT	951	634	317	199	95	23	20	3	2.4
PATENT	874	454	420	178	148	94	85	9	10.8
TRADEMARK	790	509	281	153	84	44	43	1	5.6
ALL OTHER FEDERAL QUESTION	5,458	3,183	2,275	1,216	709	350	266	84	6.4
DIVERSITY OF CITIZENSHIP	29,784	12,613	17,171	5,646	7,957	3,568	1,291	2,277	12.0
CONTRACT ACTIONS									
INSURANCE	2,896	1,214	1,682	603	752	327	172	155	11.3
NEGOTIABLE INSTRUMENTS	1,006	530	476	255	145	76	53	23	7.6
OTHER CONTRACTS	10,485	4,878	5,607	2,329	2,225	1,053	653	400	10.0
REAL PROPERTY	979	495	484	215	162	107	73	34	10.9
TORT ACTIONS									
MARINE, PERSONAL INJURY	1,258	488	770	125	525	120	44	76	9.5
MOTOR VEHICLE, PERSONAL INJURY	5,325	2,094	3,231	688	1,778	765	101	664	14.4
OTHER PERSONAL INJURY	6,621	2,410	4,211	1,158	2,104	949	130	819	14.3
OTHER TORTS	1,211	503	708	272	266	170	64	106	14.0
ALL OTHER DIVERSITY	3	1	2	1	-	1	1	-	33.3
LOCAL JURISDICTION	2,391	1,204	1,187	822	70	295	241	54	12.3
CONTRACTS ACTIONS	233	155	78	36	18	24	16	8	10.3
REAL PROPERTY	214	145	69	45	9	15	12	3	7.0
TORT ACTIONS									
MOTOR VEHICLE, PERSONAL INJURY	65	48	17	4	4	9	4	5	13.8
OTHER PERSONAL INJURY	118	76	42	15	3	24	8	16	20.3
OTHER TORTS	33	21	12	5	1	6	3	3	18.2
PRISONER PETITIONS									
PAROLE COMMISSION REVIEW	-	-	-	-	-	-	-	-	-
PRISON OFFICIALS - HABEAS CORPUS	6	-	6	6	-	-	-	-	-
PRISON OFFICIALS - MANDAMUS, ETC.	3	-	3	2	-	1	1	-	33.3
DOMESTIC RELATIONS	1,038	359	679	459	30	190	174	16	18.3
INSANITY	51	38	13	2	-	11	10	1	21.6
SUBSTITUTE TRUSTEE	1	-	1	1	-	-	-	-	-
SUITS INVOLVING LOCAL OFFICIALS	5	3	2	1	-	1	1	-	20.0
ALL OTHER LOCAL	624	359	265	246	5	14	12	2	2.2

TABLE C4. U.S. DISTRICT COURTS
CIVIL CASES TERMINATED, BY NATURE OF SUIT AND ACTION TAKEN
(LAND CONDEMNATION CASES OMITTED)
FOR THE TWELVE MONTH PERIOD ENDED JUNE 30, 1978

NATURE OF SUIT	TOTAL	NO COURT ACTION	COURT ACTION						
			TOTAL	BEFORE PRETRIAL	DURING OR AFTER PRETRIAL	DURING OR AFTER TRIAL			
						TOTAL	NON-JURY	JURY	PERCENT REACHING TRIAL
TOTAL CASES	123,153	45,336	77,817	48,719	19,725	9,373	5,842	3,531	7.6
UNITED STATES CASES	36,684	14,350	22,334	18,173	2,706	1,455	1,305	150	4.0
CONTRACT ACTIONS									
NEGOTIABLE INSTRUMENTS	1,270	860	410	302	81	27	22	5	2.1
RECOVERY OF OVERPAYMENTS AND ENFORCEMENT OF JUDGEMENTS	1,115	744	371	339	31	1	1	-	1.1
OTHER CONTRACTS	2,110	1,355	755	530	160	65	51	14	3.1
REAL PROPERTY	3,678	2,472	1,206	986	136	84	74	10	2.3
TORT ACTIONS									
MARINE, PERSONAL INJURY	133	49	84	26	36	22	22	-	16.5
MOTOR VEHICLE, PERSONAL INJURY	568	246	322	110	134	78	64	14	13.7
OTHER PERSONAL INJURY	1,257	432	825	360	275	190	175	15	15.1
OTHER TORTS	436	222	214	91	95	28	26	2	6.4
ACTIONS UNDER STATUTES									
ANTITRUST	53	23	30	15	12	3	3	-	5.7
CIVIL RIGHTS	1,575	536	1,039	658	226	155	149	6	9.8
DEPORTATION	189	89	100	82	13	5	5	-	2.6
PRISONER PETITIONS									
MOTIONS TO VACATE SENTENCE	1,876	1	1,875	1,826	14	35	35	-	1.9
PAROLE BOARD REVIEW	169	-	169	151	15	3	3	-	1.8
PRISON OFFICIALS - HABEAS CORPUS	1,550	-	1,550	1,499	19	32	32	-	2.1
PRISON OFFICIALS - MANDAMUS, ETC.	562	1	561	452	99	10	7	3	1.8
CIVIL RIGHTS	510	1	509	487	14	8	8	-	1.6
LIQUOR FORFEITURES	11	5	6	4	-	2	1	1	18.2
OTHER FORFEITURE AND PENALTY SUITS	2,732	1,707	1,025	728	148	149	142	7	5.5
NARCOTIC ADDICT REHABILITATION ACT	84	52	32	32	-	-	-	-	-
FAIR LABOR STANDARDS ACT	1,263	723	540	288	204	48	48	-	3.8
OTHER LABOR LITIGATION	627	326	301	193	59	49	47	2	7.8
SELECTIVE SERVICE ACT	2	1	1	1	-	-	-	-	-
SOCIAL SECURITY LAWS	9,110	2,015	7,095	6,784	284	27	24	3	3.3
TAX SUITS	2,390	966	1,424	789	376	259	203	56	10.8
ALL OTHER U.S. ACTIONS	3,414	1,524	1,890	1,440	275	175	163	12	5.1
FEDERAL QUESTION	54,775	18,012	36,763	24,094	8,615	4,054	2,974	1,080	7.4
CONTRACT ACTIONS									
MARINE	3,626	1,865	1,761	617	980	164	153	11	4.5
MILLER ACT	930	559	371	155	162	54	48	6	5.8
OTHER CONTRACTS	124	55	69	29	28	12	12	-	9.7
REAL PROPERTY	649	406	243	151	72	20	19	1	3.1
TORT ACTIONS									
EMPLOYERS' LIABILITY ACT	1,276	440	836	147	532	157	27	130	12.3
MARINE, PERSONAL INJURY	3,547	1,118	2,429	628	1,442	359	146	213	10.1
OTHER PERSONAL INJURY	170	67	103	48	41	14	3	11	8.2
OTHER TORTS	2,624	1,434	1,190	510	537	143	114	29	5.4
ACTIONS UNDER STATUTES									
BANKRUPTCY SUITS	1,652	1,042	610	465	68	77	69	8	4.7
ANTITRUST	1,352	525	827	437	293	97	47	50	7.2
CIVIL RIGHTS	10,083	3,481	6,602	3,140	1,935	1,527	1,140	387	15.1
PRISONER PETITIONS									
PRISON OFFICIALS - HABEAS CORPUS	6,701	7	6,694	6,361	148	185	182	3	2.8
PRISON OFFICIALS - MANDAMUS, ETC.	216	-	216	205	6	5	5	-	2.3
CIVIL RIGHTS	8,883	13	8,870	8,040	421	409	346	63	4.6
FAIR LABOR STANDARDS ACT	539	237	302	99	139	64	54	10	11.9
LABOR MANAGEMENT RELATIONS ACT	3,470	1,919	1,551	903	472	176	152	24	5.1
OTHER LABOR LITIGATION	1,209	529	680	363	214	103	83	20	8.5
COPYRIGHT	1,098	717	381	213	133	35	29	6	3.2
PATENT	765	376	389	168	137	84	77	7	11.0
TRADEMARK	1,719	621	398	213	132	53	47	6	5.2
ALL OTHER FEDERAL QUESTION	4,842	2,601	2,241	1,202	723	316	221	95	6.5
DIVERSITY OF CITIZENSHIP	30,496	12,239	18,257	6,220	8,388	3,649	1,374	2,275	12.0
CONTRACT ACTIONS									
INSURANCE	3,012	1,204	1,808	676	798	334	162	172	11.1
NEGOTIABLE INSTRUMENTS	946	454	492	256	167	69	54	15	7.3
OTHER CONTRACTS	10,630	4,781	5,849	2,427	2,325	1,097	727	370	10.3
REAL PROPERTY	969	433	536	251	190	95	65	30	9.8
TORT ACTIONS									
MARINE, PERSONAL INJURY	1,177	409	768	99	521	148	59	89	12.6
MOTOR VEHICLE, PERSONAL INJURY	5,333	2,086	3,247	724	1,760	763	105	658	14.3
OTHER PERSONAL INJURY	7,128	2,354	4,774	1,506	2,293	975	136	839	13.7
OTHER TORTS	1,294	515	779	278	334	167	65	102	12.9
ALL OTHER DIVERSITY	7	3	4	3	-	1	1	-	14.3
LOCAL JURISDICTION	1,198	735	463	232	16	215	189	26	17.9
CONTRACT ACTIONS	211	158	53	29	9	15	12	3	7.1
REAL PROPERTY	95	49	46	27	5	14	14	-	14.7
TORT ACTIONS									
MOTOR VEHICLE, PERSONAL INJURY	70	51	19	3	-	16	10	6	22.9
OTHER PERSONAL INJURY	118	81	37	11	1	25	10	15	21.2
OTHER TORTS	18	14	4	1	1	2	1	1	11.1
PRISONER PETITIONS									
PAROLE BOARD REVIEW	-	-	-	-	-	-	-	-	-
PRISON OFFICIALS - HABEAS CORPUS	8	1	7	7	-	-	-	-	-
PRISON OFFICIALS - MANDAMUS, ETC.	1	1	-	-	-	-	-	-	-
DOMESTIC RELATIONS	343	146	197	84	-	113	113	-	32.3
INSANITY	78	58	20	3	-	17	17	-	21.5
SUBSTITUTE TRUSTEE	-	-	-	-	-	-	-	-	-
SUITS INVOLVING LOCAL OFFICIALS	5	4	1	-	-	1	1	-	20.0
ALL OTHER LOCAL	251	172	79	67	-	12	11	1	4.8

TABLE C4. U.S. DISTRICT COURTS
CIVIL CASES TERMINATED, BY NATURE OF SUIT AND ACTION TAKEN
(LAND CONDEMNATION CASES OMITTED)
FOR THE TWELVE MONTH PERIOD ENDED JUNE 30, 1979

NATURE OF SUIT	TOTAL	NO COURT ACTION	COURT ACTION						
			TOTAL	BEFORE PRETRIAL	DURING OR AFTER PRETRIAL	DURING OR AFTER TRIAL			PERCENT REACHING TRIAL
						TOTAL	NON-JURY	JURY	
TOTAL CASES	140,024	60,174	79,850	49,733	20,487	9,630	6,027	3,603	6.9
UNITED STATES CASES	43,976	20,998	22,978	19,006	2,412	1,560	1,427	133	3.5
CONTRACT ACTIONS									
NEGOTIABLE INSTRUMENTS	1,296	912	384	281	75	28	20	8	2.2
RECOVERY OF OVERPAYMENTS AND ENFORCEMENT OF JUDGEMENTS	5,569	4,664	905	870	31	4	3	1	.1
OTHER CONTRACTS	3,188	2,207	981	756	155	70	63	7	2.2
REAL PROPERTY	3,910	2,454	1,456	1,247	140	69	65	4	1.8
TORT ACTIONS									
MARINE, PERSONAL INJURY	122	45	77	20	40	17	16	1	13.9
MOTOR VEHICLE, PERSONAL INJURY	525	244	281	85	119	77	72	5	14.7
OTHER PERSONAL INJURY	1,699	838	861	420	254	187	169	18	11.0
OTHER TORTS	433	238	195	101	67	27	24	3	6.2
ACTIONS UNDER STATUTES									
ANTITRUST	50	21	29	14	6	9	9	-	18.0
CIVIL RIGHTS	1,538	544	994	608	203	183	175	8	11.9
DEPORTATION	155	80	75	54	14	7	6	1	4.5
PRISONER PETITIONS									
MOTIONS TO VACATE SENTENCE	1,850	284	1,566	1,531	10	25	23	2	1.4
PAROLE BOARD REVIEW	106	16	90	88	1	1	1	-	.9
PRISON OFFICIALS - HABEAS CORPUS	1,597	188	1,409	1,343	29	37	37	-	2.3
PRISON OFFICIALS - MANDAMUS, ETC.	342	44	298	286	6	6	5	1	1.8
CIVIL RIGHTS	568	66	502	472	14	18	14	2	2.8
LIQUOR FORFEITURES	12	1	11	7	1	3	3	-	23.0
OTHER FORFEITURE AND PENALTY SUITS, NARCOTIC ADDICT REHABILITATION ACT, FAIR LABOR STANDARDS ACT	2,901	1,767	1,134	868	146	120	116	4	4.1
OTHER LABOR LITIGATION	55	51	4	4	-	-	-	-	-
SELECTIVE SERVICE ACT	1,175	666	509	282	175	52	52	2	4.4
SOCIAL SECURITY LAWS	750	427	323	222	50	51	49	2	6.8
TAX SUITS	1	-	1	1	-	-	-	-	-
ALL OTHER U.S. ACTIONS	9,252	2,234	7,018	6,769	225	23	22	1	.2
FEDERAL QUESTION	3,285	1,382	1,853	1,152	339	362	304	58	11.2
CONTRACT ACTIONS	3,647	1,625	2,022	1,525	311	186	179	7	5.1
FEDERAL QUESTION	62,936	24,860	38,076	24,156	9,546	4,374	3,109	1,265	6.9
CONTRACT ACTIONS									
MARINE	4,104	2,095	2,009	729	1,109	171	160	11	4.2
MILLER ACT	975	587	388	181	151	56	46	10	5.7
OTHER CONTRACTS	160	65	95	45	42	8	7	1	5.0
REAL PROPERTY	1,368	615	753	659	74	20	19	1	1.5
TORT ACTIONS									
EMPLOYERS' LIABILITY ACT	1,430	468	962	169	651	142	10	132	9.9
MARINE, PERSONAL INJURY	3,632	971	2,661	640	1,627	394	153	241	10.8
OTHER PERSONAL INJURY	220	61	159	34	115	10	2	8	4.5
OTHER TORTS	2,665	1,461	1,204	526	528	150	117	33	5.6
ACTIONS UNDER STATUTES									
BANKRUPTCY SUITS	1,767	1,116	651	429	101	121	110	11	6.8
ANTITRUST	1,329	578	751	333	298	120	51	69	9.0
CIVIL RIGHTS	11,064	3,988	7,076	3,199	2,138	1,739	1,284	455	15.7
PRISONER PETITIONS									
PRISON OFFICIALS - HABEAS CORPUS	6,633	944	5,689	5,443	91	155	152	3	2.3
PRISON OFFICIALS - MANDAMUS, ETC.	202	28	174	162	5	7	5	2	3.5
CIVIL RIGHTS	10,301	1,405	8,896	8,121	417	358	269	89	3.5
FAIR LABOR STANDARDS ACT	615	217	298	96	137	65	55	10	12.6
LABOR MANAGEMENT RELATIONS ACT	4,285	2,499	1,786	1,026	554	206	167	39	4.8
OTHER LABOR LITIGATION	1,614	775	839	440	271	128	98	30	7.9
COPYRIGHT	1,165	777	388	202	154	32	27	5	2.7
PATENT	801	390	411	174	164	73	60	13	9.1
TRADEMARK	1,263	773	490	252	167	71	59	12	5.6
ALL OTHER FEDERAL QUESTION	7,443	5,047	2,396	1,296	752	348	258	90	4.7
DIVERSITY OF CITIZENSHIP	31,962	13,531	18,431	6,418	8,514	3,499	1,321	2,178	10.9
CONTRACT ACTIONS									
INSURANCE	3,116	1,207	1,909	745	781	383	199	184	12.3
NEGOTIABLE INSTRUMENTS	945	494	451	237	150	64	47	17	6.8
OTHER CONTRACTS	11,301	5,211	6,090	2,621	2,424	1,040	679	366	9.2
REAL PROPERTY	965	445	520	261	167	32	62	30	9.5
TORT ACTIONS									
MARINE, PERSONAL INJURY	1,133	355	778	157	475	146	51	95	12.9
MOTOR VEHICLE, PERSONAL INJURY	5,185	2,120	3,065	746	1,647	672	78	594	13.0
OTHER PERSONAL INJURY	7,962	3,114	4,848	1,377	2,539	932	143	789	11.7
OTHER TORTS	1,354	585	769	274	330	165	62	103	12.2
ALL OTHER DIVERSITY	1	-	1	-	1	-	-	-	-
LOCAL JURISDICTION	1,150	785	365	153	15	197	170	27	17.1
CONTRACT ACTIONS	115	71	44	23	6	15	12	3	13.0
REAL PROPERTY	82	68	14	7	3	4	3	1	4.9
TORT ACTIONS									
MOTOR VEHICLE, PERSONAL INJURY	77	69	8	2	1	5	3	2	6.5
OTHER PERSONAL INJURY	138	100	38	9	-	29	12	17	21.0
OTHER TORTS	24	16	8	4	1	3	3	-	12.5
PRISONER PETITIONS									
PAROLE BOARD REVIEW	-	-	-	-	-	-	-	-	-
PRISON OFFICIALS - HABEAS CORPUS	16	6	10	9	-	1	1	-	6.3
PRISON OFFICIALS - MANDAMUS, ETC.	2	1	1	1	-	-	-	-	-
DOMESTIC RELATIONS	360	213	147	28	-	119	116	3	32.1
INSANITY	85	75	10	3	-	7	7	-	8.2
SUBSTITUTE TRUSTEE	-	-	-	-	-	-	-	-	-
SUITS INVOLVING LOCAL OFFICIALS	-	-	-	-	-	-	-	-	-
ALL OTHER LOCAL	251	166	85	67	4	14	13	1	5.6

TABLE C 4a.—United States district courts. Civil cases terminated during the fiscal year ended June 30, 1970, by district and action taken.
(Land condemnation cases omitted)

District and circuit	Total	No court action	Court action						
			Total	Before pretrial	Pretrial	Total trials	Nonjury	Jury	Percent tried
Total all districts.....	79,466	31,056	48,410	29,429	11,006	7,975	4,566	3,409	10.0
District of Columbia.....	4,383	1,708	2,675	1,732	583	360	136	224	8.2
First circuit.....	2,446	1,278	1,168	727	175	266	107	159	10.9
Maine.....	160	58	102	28	48	26	12	14	16.3
Massachusetts.....	1,248	730	518	364	24	130	60	70	10.4
New Hampshire.....	151	42	109	44	30	35	9	26	23.2
Rhode Island.....	225	148	77	40	-----	37	15	22	16.4
Puerto Rico.....	662	300	362	251	73	38	11	27	5.7
Second circuit.....	9,078	4,954	4,124	2,346	927	851	445	406	9.4
Connecticut.....	599	133	466	320	73	73	54	19	12.2
New York:									
Northern.....	508	240	268	186	22	60	27	33	11.8
Eastern.....	1,953	1,122	831	566	77	188	117	71	9.6
Southern.....	5,239	3,177	2,062	957	710	395	197	198	7.5
Western.....	449	122	327	247	45	35	24	11	7.8
Vermont.....	330	160	170	70	-----	100	46	74	30.3
Third circuit.....	9,293	4,220	5,073	2,998	1,258	817	392	425	8.8
Delaware.....	195	80	115	86	12	17	9	8	8.7
New Jersey.....	1,431	508	923	472	329	122	61	61	8.5
Pennsylvania:									
Eastern.....	4,719	2,663	2,056	1,147	489	420	207	213	8.9
Middle.....	684	194	490	273	163	54	9	45	7.9
Western.....	1,513	544	969	540	263	166	72	94	11.0
Virgin Islands.....	751	231	520	480	2	38	34	4	5.1
Fourth circuit.....	6,256	2,200	4,056	2,653	745	658	407	251	10.5
Maryland.....	1,283	596	687	459	132	96	79	17	7.5
North Carolina:									
Eastern.....	382	110	272	193	41	38	26	12	9.9
Middle.....	223	52	181	115	42	24	15	9	10.3
Western.....	339	76	263	167	59	37	22	16	10.9
South Carolina.....	1,043	511	537	362	56	119	50	69	11.4
Virginia:									
Eastern.....	1,827	526	1,301	863	254	184	106	78	10.1
Western.....	434	151	283	209	34	40	22	18	9.2
West Virginia:									
Northern.....	266	67	199	108	38	53	43	10	10.9
Southern.....	444	111	333	177	89	67	44	23	15.1
Fifth circuit.....	17,571	5,896	11,675	6,617	2,976	2,082	1,192	890	11.8
Alabama:									
Northern.....	772	82	690	317	124	249	70	179	32.3
Middle.....	326	57	269	155	65	49	23	26	15.0
Southern.....	470	180	290	130	109	51	34	17	10.9
Florida:									
Northern.....	313	52	261	211	23	27	7	20	8.6
Middle.....	1,608	723	885	715	39	131	79	52	8.1
Southern.....	1,553	338	1,215	789	277	149	98	51	9.6
Georgia:									
Northern.....	1,188	252	916	664	100	152	92	60	13.0
Middle.....	282	99	183	82	39	62	24	38	22.0
Southern.....	370	158	212	159	-----	53	22	31	14.3
Louisiana:									
Eastern.....	3,762	1,224	2,538	1,225	1,023	290	193	97	7.7
Western.....	929	462	467	217	135	115	90	25	12.4
Mississippi:									
Northern.....	333	148	185	55	35	95	70	25	28.5
Southern.....	507	289	218	100	44	74	42	32	14.6
Texas:									
Northern.....	1,275	397	878	389	334	155	69	86	12.2
Eastern.....	684	232	452	171	189	92	42	50	13.6
Southern.....	1,803	694	1,109	509	422	178	130	48	9.9
Western.....	1,090	395	695	588	16	91	39	52	8.3
Canal Zone.....	326	114	212	141	2	69	68	1	21.2

TABLE C 4a.—United States district courts. Civil cases terminated during the fiscal year ended June 30, 1970, by district and action taken. (Land condemnation cases omitted)—Continued

District and circuit	Total	No court action	Court action						
			Total	Before pretrial	Pretrial	Total trials	Nonjury	Jury	Percent tried
Sixth circuit.....	7,083	1,932	5,121	3,246	1,219	656	342	314	9.3
Kentucky:									
Eastern.....	446	139	307	265	4	38	12	26	8.5
Western.....	529	135	394	255	104	35	22	13	6.6
Michigan:									
Eastern.....	1,979	396	1,583	1,034	464	85	39	46	4.3
Western.....	415	128	287	118	111	58	31	27	14.0
Ohio:									
Northern.....	1,439	424	1,015	576	331	108	63	45	7.5
Southern.....	851	325	526	413	49	64	36	28	7.5
Tennessee:									
Eastern.....	722	161	561	289	148	124	39	85	17.2
Middle.....	274	88	186	141		45	43	2	16.4
Western.....	428	166	262	155	8	99	57	42	23.1
Seventh circuit.....	5,379	1,938	3,441	1,787	1,198	456	284	172	8.5
Illinois:									
Northern.....	2,525	826	1,699	900	589	210	132	78	8.3
Eastern.....	493	101	392	190	79	33	14	19	8.2
Southern.....	296	159	137	45	60	32	18	14	10.8
Indiana:									
Northern.....	603	233	370	156	160	54	29	25	9.0
Southern.....	823	375	448	203	165	80	54	26	9.7
Wisconsin:									
Eastern.....	509	175	334	192	106	36	28	8	7.1
Western.....	220	69	151	101	39	11	9	2	5.0
Eighth circuit.....	4,416	1,682	2,734	1,734	456	544	306	238	12.3
Arkansas:									
Eastern.....	409	177	232	150	22	60	33	27	14.7
Western.....	263	94	169	72	55	42	27	15	16.0
Iowa:									
Northern.....	148	63	85	37	27	21	6	15	14.2
Southern.....	237	83	154	59	47	48	21	27	20.3
Minnesota:									
Eastern.....	931	351	580	251	208	121	43	78	13.0
Missouri:									
Eastern.....	570	284	286	200	6	80	55	25	14.0
Western.....	1,248	395	853	410	72	61	49	12	4.9
Nebraska:									
Eastern.....	352	181	171	111	1	59	35	24	16.8
Western.....	113	61	52	18	18	16	10	6	14.2
North Dakota:									
Eastern.....	145	83	62	26		36	27	9	24.8
South Dakota:									
Ninth circuit.....	9,509	4,148	5,661	4,036	841	784	636	148	8.0
Alaska.....	253	135	118	77	25	16	13	3	6.3
Arizona.....	844	253	591	479	50	62	45	17	7.3
California:									
Northern.....	2,521	1,073	1,448	1,201	125	122	106	16	4.8
Eastern.....	610	245	365	327	19	19	17	2	3.1
Central.....	2,572	1,209	1,363	1,001	158	204	186	18	7.9
Southern.....	287	118	169	163	4	2	2		.7
Hawaii.....	156	100	56	37	4	15	7	8	9.6
Idaho.....	299	109	190	61	15	24	15	9	11.5
Montana.....	250	73	177	76	66	35	23	12	14.0
Nevada.....	267	88	179	118	20	32	20	12	12.0
Oregon.....	760	284	476	132	209	135	113	22	17.8
Washington:									
Eastern.....	220	89	131	81	20	30	21	9	13.6
Western.....	752	301	451	270	102	79	64	15	10.5
Guam.....	108	71	37	13	15	9	4	5	8.3
Tenth circuit.....	3,752	1,070	2,682	1,553	628	501	319	182	13.4
Colorado.....	716	163	553	399	132	112	90	22	15.6
Kansas.....	913	259	654	470	77	107	70	37	11.7
New Mexico.....	417	117	300	141	80	79	52	27	18.9
Oklahoma:									
Northern.....	302	128	176	71	76	29	13	11	9.6
Eastern.....	239	44	195	132	22	41	22	19	17.2
Western.....	585	181	404	173	162	69	36	33	11.8
Utah.....	451	129	322	223	61	38	15	23	8.4
Wyoming.....	129	51	78	34	18	26	16	10	20.2

TABLE C4a.—U.S. district courts. Civil cases terminated during the fiscal year ended June 30, 1971, by district and action taken (land condemnation cases omitted)

District and circuit	Total	No court action	Court action						
			Total	Before pretrial	Pretrial	Total trials	Nonjury	Jury	Percent tried
Total all districts.....	86,638	33,828	51,810	32,849	11,011	7,950	4,603	3,347	9.3
District of Columbia.....	4,383	1,552	2,831	2,231	432	168	72	96	3.8
First circuit.....	3,027	1,817	1,210	827	188	195	108	87	6.4
Maine.....	214	68	146	52	59	35	23	12	16.4
Massachusetts.....	1,678	1,227	451	365	9	77	35	42	4.6
New Hampshire.....	132	26	106	42	41	23	11	12	17.4
Rhode Island.....	210	128	82	53		29	18	11	13.8
Puerto Rico.....	793	368	425	315	79	31	21	10	3.9
Second circuit.....	8,667	4,385	4,282	2,877	778	627	322	305	7.2
Connecticut.....	685	129	556	370	106	80	52	28	11.7
New York:									
Northern.....	409	151	258	225	12	21	4	17	5.1
Eastern.....	1,475	737	738	501	109	128	75	53	8.7
Southern.....	5,203	3,059	2,144	1,387	487	270	151	119	5.2
Western.....	546	157	389	291	59	39	18	21	7.1
Vermont.....	349	152	197	103	5	89	22	67	25.5
Third circuit.....	9,582	4,197	5,385	3,192	1,291	902	424	478	9.4
Delaware.....	223	81	142	102	12	28	13	15	12.6
New Jersey.....	1,798	534	1,264	666	462	136	69	67	7.6
Pennsylvania:									
Eastern.....	4,051	2,526	1,525	1,031	204	290	92	198	7.2
Middle.....	307	211	96	439	117	46	10	30	5.0
Western.....	1,888	630	1,258	483	494	281	118	163	14.9
Virgin Islands.....	815	215	600	471	2	127	122	5	15.6
Fourth circuit.....	7,063	2,423	4,640	3,042	906	692	418	274	9.8
Maryland.....	1,406	542	864	657	107	100	72	28	7.1
North Carolina:									
Eastern.....	484	138	346	243	72	31	26	5	6.4
Middle.....	313	65	248	152	66	30	23	7	9.6
Western.....	419	105	305	150	103	52	23	29	12.7
South Carolina.....	1,161	593	568	389	32	147	63	84	12.7
Virginia:									
Eastern.....	2,002	611	1,391	882	319	199	117	73	9.5
Western.....	558	158	400	270	79	51	22	29	9.1
West Virginia:									
Northern.....	254	60	194	106	27	61	58	3	24.0
Southern.....	475	151	324	193	101	30	14	16	6.3
Fifth circuit.....	19,801	7,188	12,613	7,530	2,800	2,223	1,272	951	11.2
Alabama:									
Northern.....	882	102	780	376	117	287	71	216	32.5
Middle.....	372	57	315	161	82	72	33	39	19.4
Southern.....	588	176	412	218	116	78	45	33	13.3
Florida:									
Northern.....	380	96	284	214	35	35	19	16	9.2
Middle.....	1,910	676	1,234	1,047	81	106	78	28	5.5
Southern.....	1,951	395	1,553	1,186	207	160	131	29	8.2
Georgia:									
Northern.....	1,511	334	1,177	934	82	161	74	87	10.7
Middle.....	358	146	212	107	40	65	22	43	18.2
Southern.....	435	226	209	141	1	67	34	33	15.4
Louisiana:									
Eastern.....	3,641	1,739	1,902	754	826	322	198	124	8.8
Western.....	1,056	505	551	299	156	96	65	31	9.1
Mississippi:									
Northern.....	327	135	192	79	29	84	56	28	25.7
Southern.....	601	307	294	125	66	103	65	38	17.1
Texas:									
Northern.....	1,572	531	1,041	460	407	174	97	77	11.1
Eastern.....	786	287	499	219	204	76	41	35	9.7
Southern.....	1,909	842	1,067	519	383	165	138	27	8.6
Western.....	1,179	507	672	532	23	117	53	64	9.9
Canal Zone.....	343	124	219	159	5	55	52	3	16.0

TABLE C4a.—U.S. district courts. Civil cases terminated during the fiscal year ended June 30, 1971, by district and action taken (land condemnation cases omitted)—Continued

District and circuit	Total	No court action	Court action						
			Total	Before pretrial	Pretrial	Total trials	Nonjury	Jury	Percent tried
Sixth circuit.....	7,241	2,400	4,841	2,094	1,149	698	350	348	9.6
Kentucky:									
Eastern.....	436	157	279	231	17	31	13	18	7.1
Western.....	550	177	373	254	94	25	6	19	4.5
Michigan:									
Eastern.....	1,603	460	1,143	560	470	113	46	67	7.0
Western.....	372	125	247	107	97	43	26	17	11.6
Ohio:									
Northern.....	1,328	437	891	588	232	71	53	18	5.3
Southern.....	916	346	570	455	43	72	47	25	7.9
Tennessee:									
Eastern.....	945	207	738	379	182	177	51	126	18.7
Middle.....	542	212	330	257	10	63	48	15	11.6
Western.....	549	279	270	163	4	103	60	43	18.8
Seventh circuit.....	6,301	2,284	4,037	2,371	1,199	467	277	190	7.4
Illinois:									
Northern.....	3,187	1,024	2,133	1,312	605	216	133	83	6.8
Eastern.....	373	123	250	137	78	35	12	23	9.4
Southern.....	343	168	175	72	69	34	20	14	9.9
Indiana:									
Northern.....	589	249	340	156	123	61	35	26	10.4
Southern.....	890	375	515	266	183	76	44	32	8.5
Wisconsin:									
Eastern.....	650	244	406	270	101	95	27	8	5.4
Western.....	299	81	218	108	40	10	6	4	3.3
Eighth circuit.....	5,210	1,950	3,260	2,054	528	678	371	307	13.0
Arkansas:									
Eastern.....	501	178	323	161	76	86	50	36	17.2
Western.....	237	118	169	44	59	66	33	33	23.0
Iowa:									
Northern.....	206	97	109	53	30	25	16	10	12.6
Southern.....	297	137	160	67	51	42	20	22	14.1
Minnesota:									
Northern.....	932	317	615	275	224	116	43	73	12.4
Missouri:									
Eastern.....	782	398	384	288	10	86	61	25	11.0
Western.....	1,326	273	1,053	880	72	101	67	34	7.6
Nebraska:									
Eastern.....	530	210	320	221	3	96	56	40	18.1
North Dakota.....	147	95	52	33	3	16	11	5	10.9
South Dakota.....	202	127	75	32		43	14	29	21.3
Ninth circuit.....	10,368	4,331	6,037	4,323	931	783	615	168	7.6
Alaska.....	225	75	150	121	6	23	20	3	10.2
Arizona.....	785	229	556	460	59	57	46	11	7.3
California:									
Northern.....	2,649	1,013	1,636	1,260	222	154	137	17	5.8
Eastern.....	610	204	406	356	21	29	27	2	4.8
Central.....	2,730	1,486	1,244	880	179	176	146	30	6.4
Southern.....	499	289	180	161	1	18	15	3	3.8
Hawaii.....	174	127	47	39	4	4	2	2	2.3
Idaho.....	189	50	99	55	18	26	16	10	13.8
Montana.....	253	65	188	69	85	34	16	18	13.4
Nevada.....	316	84	232	165	49	21	13	8	6.6
Oregon.....	812	303	504	145	215	144	108	36	17.7
Washington:									
Eastern.....	193	62	131	91	18	22	16	6	11.4
Western.....	860	242	618	499	59	60	45	15	7.0
Guam.....	103	57	46	13	18	15	8	7	14.6
Tenth circuit.....	3,995	1,321	2,674	1,408	749	517	374	143	12.9
Colorado.....	757	308	449	164	165	120	90	30	15.9
Kansas.....	1,012	309	703	532	85	88	62	24	8.5
New Mexico.....	486	127	359	162	83	114	94	20	23.5
Oklahoma:									
Northern.....	308	125	183	65	85	33	25	8	10.7
Eastern.....	270	52	218	136	47	35	23	12	13.0
Western.....	723	237	486	232	178	76	51	25	10.5
Utah.....	335	123	207	89	84	34	17	17	10.1
Wyoming.....	104	35	69	28	22	19	12	7	18.3

TABLE C 4A.—U.S. district courts. Civil cases terminated during the fiscal year ended June 30, 1972, by district and action taken. (Land condemnation cases omitted.)

District and circuit	Total	No court action	Court action						Percent tried
			Total	Before pretrial	Pretrial	Total trials	Nonjury	Jury	
Total all districts.....	94,256	37,446	56,810	35,590	12,739	8,481	5,008	3,473	9.0
District of Columbia.....	3,714	1,189	2,525	1,868	470	187	92	95	5.0
First circuit.....	4,066	2,597	1,469	1,037	204	228	100	128	5.6
Maine.....	208	72	136	41	64	31	21	10	14.9
Massachusetts.....	2,275	1,728	547	479	7	61	24	37	2.7
New Hampshire.....	252	49	203	74	51	68	20	48	27.0
Rhode Island.....	263	127	136	100	7	36	17	19	13.7
Puerto Rico.....	1,068	621	447	343	72	32	18	14	3.0
Second circuit.....	9,331	5,475	3,856	2,737	585	534	296	238	5.7
Connecticut.....	653	152	501	308	113	80	62	18	12.3
New York:									
Northern.....	612	175	437	398	8	31	16	15	5.1
Eastern.....	1,575	878	697	496	109	92	50	42	5.8
Southern.....	5,630	3,982	1,648	1,118	275	255	145	110	4.5
Western.....	606	168	438	339	70	29	13	16	4.8
Vermont.....	255	120	135	78	10	47	10	37	18.4
Third circuit.....	9,734	4,312	5,422	3,353	1,202	867	379	488	8.9
Delaware.....	277	107	170	132	15	23	13	10	8.3
New Jersey.....	1,918	616	1,302	788	355	158	80	78	8.2
Pennsylvania:									
Eastern.....	3,821	2,219	1,602	1,075	282	265	83	182	6.9
Middle.....	781	210	571	338	117	66	17	49	9.0
Western.....	1,811	727	1,084	354	437	293	129	164	16.2
Virgin Islands.....	1,176	433	743	666	15	62	57	5	5.3
Fourth circuit.....	8,304	2,663	5,641	3,580	1,285	776	513	263	9.3
Maryland.....	1,756	725	1,031	719	204	108	82	26	6.2
North Carolina:									
Eastern.....	567	133	434	328	64	42	29	13	7.4
Middle.....	345	47	298	211	58	29	20	9	8.4
Western.....	480	95	385	178	151	56	23	33	11.7
South Carolina.....	1,350	599	751	476	131	144	79	65	10.7
Virginia:									
Eastern.....	2,472	736	1,736	1,076	415	245	174	71	9.9
Western.....	612	148	464	323	88	53	40	13	8.7
West Virginia:									
Northern.....	235	66	169	69	41	59	47	12	25.1
Southern.....	487	114	373	200	133	40	19	21	8.2
Fifth circuit.....	22,346	7,620	14,726	8,568	3,565	2,503	1,503	1,090	11.6
Alabama:									
Northern.....	1,172	115	1,057	526	168	363	106	257	31.0
Middle.....	484	113	371	223	71	77	34	43	15.9
Southern.....	684	166	518	291	157	70	43	27	10.2
Florida:									
Northern.....	383	124	259	209	22	28	20	8	7.3
Middle.....	1,911	647	1,264	1,054	95	115	75	40	6.0
Southern.....	2,279	373	1,906	1,366	261	279	234	45	12.2
Georgia:									
Northern.....	1,670	374	1,296	962	146	188	92	96	11.3
Middle.....	378	165	213	104	59	50	16	34	13.2
Southern.....	430	219	211	148	63	63	32	31	14.7
Louisiana:									
Eastern.....	3,913	1,838	2,075	837	927	311	182	129	7.9
Middle.....	358	79	279	212	45	21	10	11	5.9
Western.....	1,023	490	533	263	155	115	81	34	11.2
Mississippi:									
Northern.....	452	183	269	170	21	78	52	26	17.3
Southern.....	670	313	357	195	65	97	57	40	14.5
Texas:									
Northern.....	1,807	573	1,234	625	405	204	107	97	11.3
Eastern.....	964	366	598	225	276	97	50	47	10.1
Southern.....	2,300	873	1,427	523	672	232	177	55	10.1
Western.....	1,103	455	648	501	16	131	62	69	11.9
Canal Zone.....	365	154	211	133	4	74	73	1	20.3

TABLE C 4A.—U.S. district courts. Civil cases terminated during the fiscal year ended June 30, 1972, by district and action taken. (Land condemnation cases omitted.)—Continued

District and circuit	Total	No court action	Court action						
			Total	Before pretrial	Pretrial	Total trials	Nonjury	Jury	Percent tried
Sixth circuit.....	8,840	2,780	6,050	3,421	1,869	760	403	357	8.6
Kentucky:									
Eastern.....	423	141	282	249	5	28	21	7	6.6
Western.....	553	146	407	231	136	40	19	21	7.2
Michigan:									
Eastern.....	2,238	508	1,730	759	798	173	77	96	7.7
Western.....	449	154	295	158	114	23	10	13	5.1
Ohio:									
Northern.....	1,808	564	1,304	651	543	110	71	39	5.9
Southern.....	1,346	612	734	591	62	81	41	40	6.0
Tennessee:									
Eastern.....	875	201	674	339	196	139	58	81	15.9
Middle.....	514	187	327	249	5	73	47	26	14.2
Western.....	574	277	297	194	10	93	59	34	16.2
Seventh circuit.....	6,532	2,364	4,168	2,499	1,198	471	300	171	7.2
Illinois:									
Northern.....	3,057	1,229	1,828	1,065	510	253	186	67	8.3
Eastern.....	468	145	323	228	70	25	12	13	5.3
Southern.....	370	167	203	102	70	31	18	13	8.4
Indiana:									
Northern.....	705	259	446	197	186	63	30	33	8.9
Southern.....	916	294	622	397	175	50	25	25	5.5
Wisconsin:									
Eastern.....	652	203	449	284	132	33	23	10	5.1
Western.....	364	67	297	226	55	16	6	10	4.4
Eighth circuit.....	5,483	2,097	3,386	2,243	463	674	412	262	12.3
Arkansas:									
Eastern.....	584	206	378	226	63	89	51	38	15.2
Western.....	290	98	192	63	63	66	41	25	22.8
Iowa:									
Northern.....	185	93	92	48	20	24	16	8	13.0
Southern.....	291	130	161	97	31	33	22	11	11.3
Minnesota.....	1,067	403	664	345	200	119	48	71	11.2
Missouri:									
Eastern.....	923	426	497	354	8	135	95	40	14.0
Western.....	1,134	191	943	806	67	70	48	22	6.2
Nebraska.....	660	314	346	243	7	96	69	27	14.5
North Dakota.....	155	100	55	29	10	16	11	5	10.3
South Dakota.....	194	136	58	32		26	11	15	13.4
Ninth circuit.....	11,514	4,876	6,638	4,715	1,108	815	636	179	7.1
Alaska.....	253	98	155	130	14	11	9	2	4.3
Arizona.....	834	290	544	470	38	36	25	11	4.3
California:									
Northern.....	3,051	1,225	1,820	1,259	366	201	188	33	6.6
Eastern.....	606	186	420	372	27	21	20	1	3.5
Central.....	2,947	1,528	1,419	1,006	267	146	123	23	5.0
Southern.....	585	298	287	239	10	38	31	7	6.5
Hawaii.....	187	121	66	56		10	6	4	5.3
Idaho.....	183	81	102	62	15	25	13	12	13.7
Montana.....	320	87	233	76	120	37	21	16	11.6
Nevada.....	338	128	210	165	28	17	9	8	5.0
Oregon.....	809	418	391	177	95	119	91	28	14.7
Washington:									
Eastern.....	261	83	178	125	14	39	32	7	14.9
Western.....	963	247	716	554	77	85	70	15	8.8
Guam.....	177	86	91	24	37	30	18	12	16.9
Tenth circuit.....	4,392	1,463	2,929	1,569	784	576	374	202	13.1
Colorado.....	888	323	565	227	163	175	119	56	19.7
Kansas.....	1,119	373	746	507	132	107	63	44	9.6
New Mexico.....	520	135	385	173	120	92	73	19	17.7
Oklahoma:									
Northern.....	368	149	219	108	69	42	20	22	11.4
Eastern.....	274	53	221	139	48	34	23	11	12.4
Western.....	744	236	508	280	163	65	37	28	8.7
Utah.....	251	141	210	94	81	35	24	11	10.0
Wyoming.....	128	53	75	41	8	26	15	11	20.3

¹The Middle District of Louisiana was created by Public Law 92-208, approved Dec. 18, 1971, and effective Apr. 16, 1972. Data is presented for this new district for the entire fiscal year.

TABLE C-4a. U.S. district courts. Civil cases terminated during the fiscal year ended June 30, 1973 by district and action taken. (Land condemnation cases omitted)

District and Circuit	Total	No court action	Court action						
			Total	Before pretrial	Pretrial	Total trials	Nonjury	Jury	Percent tried
Total all districts.....	97,402	37,024	60,378	36,873	15,208	8,297	4,917	3,380	8.5
District of Columbia.....	3,474	800	2,674	1,940	551	183	84	99	5.3
First circuit.....	3,655	2,194	1,461	1,014	240	207	127	80	5.7
Maine.....	233	84	149	35	76	38	23	15	16.3
Massachusetts.....	1,825	1,415	410	357	9	44	26	18	2.4
New Hampshire.....	282	54	228	78	88	62	33	29	22.0
Rhode Island.....	325	112	213	180	1	32	21	11	9.8
Puerto Rico.....	990	529	461	364	66	31	24	7	3.1
Second circuit.....	12,443	5,948	6,495	2,808	3,943	644	383	261	5.2
Connecticut.....	893	185	618	441	94	83	54	29	10.3
New York:									
Northern.....	575	141	434	301	8	35	16	19	6.1
Eastern.....	1,612	958	654	560	48	46	32	14	2.9
Southern.....	8,424	4,357	4,067	976	2,746	345	246	90	4.1
Western.....	636	152	484	326	129	29	15	14	4.6
Vermont.....	393	155	238	114	18	106	20	86	27.0
Third circuit.....	9,169	3,914	5,255	3,324	1,168	763	333	430	8.3
Delaware.....	264	109	155	119	10	26	15	11	9.8
New Jersey.....	1,691	629	1,062	677	294	91	53	38	5.4
Pennsylvania:									
Eastern.....	3,564	1,882	1,682	974	424	284	88	106	8.0
Middle.....	534	288	546	347	119	80	19	61	9.6
Western.....	1,427	596	831	321	305	205	93	112	14.4
Virgin Islands.....	1,389	410	979	886	16	77	65	12	5.5
Fourth circuit.....	8,500	2,722	5,778	3,885	1,067	835	507	328	9.8
Maryland.....	1,616	616	1,000	700	173	127	85	42	7.9
North Carolina:									
Eastern.....	582	114	468	349	54	65	47	18	11.2
Middle.....	323	55	268	193	54	21	17	4	6.5
Western.....	564	110	454	298	92	64	32	32	11.3
South Carolina.....	1,712	788	944	607	172	165	63	102	0.6
Virginia:									
Eastern.....	2,147	472	1,675	1,101	302	272	188	84	12.7
Western.....	623	199	424	312	74	38	17	21	6.1
West Virginia:									
Northern.....	247	95	152	94	18	40	34	6	16.2
Southern.....	695	293	402	231	128	43	24	19	6.2
Fifth circuit.....	23,009	7,589	15,420	9,289	3,746	2,385	1,446	939	10.4
Alabama:									
Northern.....	1,128	131	997	557	160	280	113	167	24.8
Middle.....	539	60	479	294	108	77	46	31	14.3
Southern.....	669	126	543	263	196	84	52	32	12.6
Florida:									
Northern.....	367	85	282	219	26	37	18	19	10.1
Middle.....	1,940	581	1,359	1,168	83	108	82	26	5.6
Southern.....	2,141	453	1,688	1,258	235	195	146	49	9.1
Georgia:									
Northern.....	1,835	487	1,348	1,057	124	167	99	68	9.1
Middle.....	397	175	222	98	56	68	24	44	17.1
Southern.....	394	209	185	115	7	63	17	46	16.0
Louisiana:									
Eastern.....	4,167	1,794	2,373	919	1,115	339	178	161	8.1
Middle.....	455	71	384	299	49	36	28	8	7.9
Western.....	1,342	631	711	418	160	133	101	32	9.9
Mississippi:									
Northern.....	372	165	207	146	14	47	30	17	12.6
Southern.....	770	357	413	291	52	70	42	28	9.1
Texas:									
Northern.....	1,984	675	1,309	783	323	203	113	90	10.2
Eastern.....	954	303	651	223	331	97	59	38	10.2
Southern.....	2,198	709	1,489	614	686	189	154	35	8.6
Western.....	993	442	551	440	18	93	45	48	9.4
Canal Zone.....	364	135	229	127	3	99	99		27.2

TABLE C-4a.—U.S. district courts. Civil cases terminated during the fiscal year ended June 30, 1973 by district and action taken. (Land condemnation cases omitted.)—Continued

District and Circuit	Tctal.	No court action	Court action						Percent tried
			Total	Before pretrial	Pretrial	Total trials	Nonjury	Jury	
Sixth circuit.....	8,896	2,669	6,227	3,343	2,056	828	445	383	9.3
Kentucky:									
Eastern.....	609	139	470	411	14	45	36	9	7.4
Western.....	688	205	483	238	177	68	43	25	9.9
Michigan:									
Eastern.....	2,113	464	1,649	685	798	166	74	92	7.9
Western.....	447	162	285	166	95	24	9	15	5.4
Ohio:									
Northern.....	1,940	491	1,449	645	685	119	82	37	6.1
Southern.....	1,241	634	607	448	70	80	42	38	6.4
Tennessee:									
Eastern.....	895	237	658	331	168	159	48	111	17.8
Middle.....	446	136	310	254	3	53	37	16	11.9
Western.....	517	201	316	165	37	114	74	40	22.1
Seventh circuit.....	6,720	2,641	4,079	2,509	1,121	440	258	191	6.7
Illinois:									
Northern.....	3,267	1,425	1,842	1,171	443	228	134	94	7.0
Eastern.....	389	130	259	178	53	28	10	18	7.2
Southern.....	334	177	157	84	51	22	8	14	6.6
Indiana:									
Northern.....	658	254	404	194	170	40	18	22	6.1
Southern.....	1,052	358	694	377	241	76	45	31	7.2
Wisconsin:									
Eastern.....	643	203	440	263	130	47	37	10	7.3
Western.....	377	94	283	242	33	8	6	2	2.1
Eighth circuit.....	5,571	1,919	3,652	2,485	527	640	354	286	11.5
Arkansas:									
Eastern.....	614	216	398	248	68	82	45	37	13.4
Western.....	262	114	148	93	43	42	25	17	16.0
Iowa:									
Northern.....	209	103	106	62	26	18	9	9	8.6
Southern.....	358	133	225	101	70	54	36	18	15.1
Minnesota:									
.....	1,029	381	648	383	160	105	41	64	10.2
Missouri:									
Eastern.....	893	424	469	337	14	118	77	41	13.2
Western.....	1,330	110	1,220	1,028	110	82	51	31	6.2
Nebraska:									
.....	546	263	283	177	21	85	43	42	15.0
North Dakota:									
.....	130	71	59	20	13	17	9	5	13.1
South Dakota:									
.....	200	104	96	57	2	37	18	19	18.5
Ninth circuit.....	11,270	5,080	6,190	4,466	924	800	611	189	7.1
Alaska.....	273	141	132	109	12	11	7	4	4.0
Arizona.....	1,010	357	653	564	41	48	32	16	4.8
California:									
Northern.....	2,561	1,052	1,509	1,002	312	194	167	27	7.6
Eastern.....	565	183	382	333	25	24	17	7	4.2
Central.....	2,846	1,657	1,189	888	136	165	138	27	5.8
Southern.....	502	283	219	187	9	23	19	4	4.6
Hawaii.....	238	162	76	55	2	10	13	6	8.0
Idaho.....	246	119	127	82	21	24	18	6	9.8
Montana.....	289	90	199	79	99	21	10	11	7.3
Nevada.....	363	107	256	184	37	35	30	5	9.6
Oregon.....	996	493	503	294	92	117	75	42	11.7
Washington:									
Eastern.....	203	85	118	85	13	20	16	4	9.9
Western.....	984	267	717	579	72	66	48	18	6.7
Guam.....	194	84	110	25	52	33	21	12	17.0
Tenth circuit.....	4,686	1,548	3,138	1,810	765	563	369	194	12.0
Colorado.....	932	408	524	293	93	138	101	37	14.8
Kansas.....	1,105	323	782	532	136	114	67	47	10.3
New Mexico.....	599	156	443	222	129	92	71	21	15.4
Oklahoma:									
Northern.....	385	163	222	138	48	36	24	12	9.4
Eastern.....	236	59	177	101	45	31	16	15	13.1
Western.....	870	244	626	361	185	80	46	34	9.2
Utah.....	417	153	264	100	109	55	35	20	13.2
Wyoming.....	142	42	100	63	20	17	9	8	12.0

TABLE C-4a.—U.S. district courts, civil cases terminated, by district and action taken (land condemnation cases omitted) fiscal year 1974

District and circuit	Total	No court action	Court action						Percent tried
			Total	Before pre-trial	Pre-trial	Total trials	Non-jury	Jury	
Total all district	96,701	35,879	60,822	38,576	13,864	8,382	5,070	3,312	8.7
District of Columbia	2,652	636	2,016	1,477	316	223	153	70	8.4
First Circuit	4,961	2,895	2,066	1,403	368	295	143	152	5.9
Maine	211	43	168	43	99	26	15	11	12.3
Massachusetts	2,834	2,129	755	587	67	101	45	56	3.5
New Hampshire	297	38	259	104	95	60	22	38	20.2
Rhode Island	282	99	183	134	2	47	22	25	16.7
Puerto Rico	1,287	586	701	535	105	61	39	22	4.7
Second Circuit	11,734	4,542	7,192	4,684	1,748	760	433	327	6.5
Connecticut	876	186	690	557	52	81	54	27	9.2
New York:									
Northern	624	183	441	375	20	46	32	14	7.4
Eastern	1,756	608	1,058	835	121	102	54	48	5.8
Southern	7,651	3,184	4,467	2,539	1,481	447	271	176	5.8
Western	498	172	326	255	56	15	4	11	3.0
Vermont	329	119	210	123	18	69	18	51	21.0
Third Circuit	9,400	2,932	6,468	4,158	1,511	799	379	420	8.5
Delaware	250	123	127	90	10	27	22	5	10.8
New Jersey	1,740	683	1,057	630	327	100	52	48	5.7
Pennsylvania:									
Eastern	3,724	1,066	2,658	1,554	809	295	99	196	7.9
Middle	871	218	653	427	116	110	35	75	12.6
Western	1,287	394	893	427	244	222	136	86	17.2
Virgin Islands	1,528	448	1,080	1,030	5	45	35	10	2.9
Fourth Circuit	7,786	2,463	5,323	3,561	1,010	752	445	307	9.7
Maryland	1,334	446	888	621	144	123	92	31	9.2
North Carolina:									
Eastern	600	157	443	365	40	38	24	14	6.3
Middle	407	98	309	222	63	24	13	11	5.9
Western	389	79	310	179	72	59	20	39	15.2
South Carolina	1,661	924	837	546	149	142	72	70	8.5
Virginia:									
Eastern	1,795	462	1,333	823	277	233	147	86	13.0
Western	701	173	528	409	78	41	13	28	5.8
West Virginia:									
Northern	340	106	234	110	72	52	42	10	15.3
Southern	559	118	441	286	115	40	22	18	7.2
Fifth Circuit	22,326	7,682	14,644	8,655	3,615	2,374	1,439	935	10.6
Alabama:									
Northern	1,292	199	1,093	579	224	290	105	185	22.4
Middle	529	66	469	332	85	52	37	15	9.8
Southern	582	116	466	283	113	70	55	15	12.0
Florida:									
Northern	473	114	359	306	28	25	20	5	5.3
Middle	1,669	524	1,145	884	102	159	127	32	9.5
Southern	1,989	524	1,465	987	305	173	135	38	8.7
Georgia:									
Northern	2,065	670	1,395	1,097	167	131	69	62	6.3
Middle	414	186	228	109	60	59	31	28	14.3
Southern	490	221	269	206	11	52	25	27	10.6
Louisiana:									
Eastern	3,563	1,469	2,094	786	994	314	161	153	8.8
Middle	360	55	305	236	41	28	20	8	7.8
Western	1,101	532	569	345	112	112	71	41	10.2
Mississippi:									
Northern	471	261	210	141	11	58	23	35	12.3
Southern	696	301	395	237	82	76	43	33	10.9
Texas:									
Northern	1,887	666	1,221	715	302	204	119	85	10.8
Eastern	904	222	682	266	293	123	54	69	13.6
Southern	2,410	942	1,468	597	634	237	184	53	9.8
Western	1,048	472	576	410	49	117	66	51	11.2
Canal Zone	383	148	235	139	2	94	94		24.5

TABLE C-4a.—U.S. district courts, civil cases terminated, by district and action taken (land condemnation cases omitted) fiscal year 1974—Continued

District and circuit	Total	No court action	Court action						
			Total	Before pre-trial	Pre-trial	Total trials	Non-jury	Jury	Per-cent tried
Sixth Circuit.....	9,051	2,887	6,164	3,430	1,915	819	460	359	9.0
Kentucky:									
Eastern.....	802	134	728	654	31	43	30	13	5.0
Western.....	695	237	458	252	157	49	23	26	7.1
Michigan:									
Eastern.....	1,854	576	1,278	520	653	105	52	53	5.7
Western.....	470	156	314	182	92	40	16	24	8.5
Ohio:									
Northern.....	1,866	578	1,288	499	635	154	97	57	8.3
Southern.....	1,161	546	615	418	128	69	42	27	5.9
Tennessee:									
Eastern.....	854	169	685	326	198	161	68	93	18.9
Middle.....	624	227	397	303	4	90	58	32	14.4
Western.....	665	204	461	276	17	108	74	34	16.2
Seventh Circuit.....	9,498	2,576	3,928	2,511	1,038	379	236	143	5.8
Illinois:									
Northern.....	3,217	1,442	1,775	1,162	422	191	121	70	5.9
Eastern.....	446	137	309	209	70	30	23	7	6.7
Southern.....	307	153	154	95	40	19	12	7	6.2
Indiana:									
Northern.....	660	289	371	183	138	50	30	20	7.6
Southern.....	1,030	291	739	477	211	51	29	22	5.0
Wisconsin:									
Eastern.....	495	141	354	227	103	24	15	9	4.8
Western.....	343	117	226	158	54	14	6	8	4.1
Eighth Circuit.....	6,099	2,180	3,919	2,529	745	645	421	224	10.6
Arkansas:									
Eastern.....	756	245	511	362	71	78	62	16	10.3
Western.....	287	134	153	57	54	42	26	16	14.6
Iowa:									
Northern.....	237	116	121	70	28	23	10	13	9.7
Southern.....	430	155	275	172	54	49	22	27	11.4
Minnesota.....	927	527	400	211	80	109	64	45	11.8
Missouri:									
Eastern.....	949	462	487	353	17	117	71	46	12.3
Western.....	1,552	120	1,432	999	368	65	50	15	4.2
Nebraska.....	558	226	332	177	54	101	70	31	18.1
North Dakota.....	191	93	98	58	13	27	24	3	14.1
South Dakota.....	212	102	110	70	6	34	22	12	16.0
Ninth Circuit.....	11,390	5,442	5,948	4,330	820	798	596	202	7.0
Alaska.....	199	80	119	100	3	16	12	4	8.0
Arizona.....	923	282	641	569	39	33	24	9	3.6
California:									
Northern.....	2,667	1,267	1,400	1,038	218	144	112	32	5.4
Eastern.....	698	253	445	401	18	26	20	6	3.7
Central.....	2,938	1,758	1,180	945	78	157	131	26	5.3
Southern.....	447	278	169	137	8	24	18	6	5.4
Hawaii.....	251	191	60	50		10	9	1	4.0
Idaho.....	285	123	162	109	16	37	23	14	13.0
Montana.....	274	82	192	65	104	23	15	8	8.4
Nevada.....	349	113	236	147	29	60	45	15	17.2
Oregon.....	1,011	505	506	202	145	159	102	57	15.7
Washington:									
Eastern.....	224	85	139	99	25	15	10	5	6.7
Western.....	917	299	618	444	96	78	65	13	8.5
Guam.....	207	126	81	24	41	16	10	6	7.7
Tenth Circuit.....	4,804	1,650	3,154	1,838	778	538	365	173	11.2
Colorado.....	832	295	537	312	107	118	77	41	14.2
Kansas.....	1,122	385	737	526	135	76	50	26	6.8
New Mexico.....	589	204	385	176	119	90	64	26	15.3
Oklahoma:									
Northern.....	421	198	223	134	62	27	19	8	6.4
Eastern.....	347	67	280	179	35	66	57	9	19.0
Western.....	894	290	604	345	188	71	42	20	7.9
Utah.....	449	181	268	95	109	63	40	23	14.0
Wyoming.....	150	30	120	70	23	27	16	11	18.0

TABLE C-4a.—U.S. district courts, civil cases terminated, by district and action taken
(land condemnation cases omitted), fiscal year 1975

District and circuit	Total	No court action	Court action						Per cent tried
			Total	Before pre-trial	Pre-trial	Total trials	Non-jury	Jury	
Total all districts.....	103,787	39,219	64,568	40,271	15,575	8,722	5,210	3,512	8.4
District of Columbia.....	2,017	235	1,782	1,465	180	137	65	72	6.8
First Circuit.....	6,161	3,558	2,603	1,728	543	332	184	148	5.4
Maine.....	208	76	132	37	69	26	13	13	12.5
Massachusetts.....	3,562	2,611	951	753	117	81	40	41	2.3
New Hampshire.....	377	38	339	142	125	72	23	49	19.1
Rhode Island.....	271	156	115	90	1	24	16	8	8.9
Puerto Rico.....	1,743	677	1,066	709	231	129	92	37	7.4
Second Circuit.....	10,702	3,558	7,144	3,609	2,713	822	470	352	7.7
Connecticut.....	1,037	260	777	552	123	102	59	43	9.8
New York:									
Northern.....	561	183	378	321	14	43	26	17	7.7
Eastern.....	1,737	660	1,077	821	148	108	53	55	6.2
Southern.....	6,679	2,183	4,496	1,686	2,343	467	303	164	7.0
Western.....	380	134	246	143	75	28	10	18	7.4
Vermont.....	308	138	170	86	10	74	19	55	24.0
Third Circuit.....	10,645	3,218	7,427	4,781	1,702	944	491	453	8.9
Delaware.....	335	98	237	172	14	51	42	9	15.2
New Jersey.....	2,173	867	1,306	780	326	200	122	78	9.2
Pennsylvania:									
Eastern.....	3,583	775	2,808	1,401	1,071	336	110	226	9.4
Middle.....	1,177	400	777	587	98	92	31	61	7.8
Western.....	1,340	276	1,064	683	189	192	134	58	14.3
Virgin Islands.....	2,037	802	1,235	1,158	4	73	52	21	3.6
Fourth Circuit.....	9,292	3,120	6,172	4,154	1,213	805	458	347	8.7
Maryland.....	1,000	517	1,004	746	123	135	98	37	8.9
North Carolina:									
Eastern.....	594	175	419	342	42	35	19	16	5.9
Middle.....	374	85	289	167	92	30	18	12	8.0
Western.....	491	77	414	225	123	66	34	32	13.4
South Carolina.....	2,278	1,190	1,088	726	181	181	74	107	7.9
Virginia:									
Eastern.....	2,065	506	1,559	918	435	206	122	84	10.0
Western.....	961	242	659	515	98	46	13	33	5.1
West Virginia:									
Northern.....	399	90	309	207	21	81	65	16	20.3
Southern.....	669	238	431	303	98	25	15	10	3.7
Fifth Circuit.....	23,561	8,378	15,183	9,303	3,405	2,475	1,446	1,029	10.5
Alabama:									
Northern.....	1,404	194	1,210	675	209	326	105	221	23.2
Middle.....	661	66	595	341	103	91	53	38	15.1
Southern.....	554	134	420	253	97	70	43	27	12.6
Florida:									
Northern.....	468	127	341	286	26	29	22	7	6.2
Middle.....	1,792	452	1,340	1,132	85	123	96	27	6.9
Southern.....	2,259	908	1,351	893	272	186	119	67	8.2
Georgia:									
Northern.....	2,570	910	1,660	1,394	109	167	58	109	6.5
Middle.....	506	225	281	159	54	68	27	41	13.4
Southern.....	541	256	285	180	20	85	35	50	15.7
Louisiana:									
Eastern.....	3,391	1,439	1,952	722	985	245	124	121	7.2
Middle.....	405	56	349	284	40	25	16	9	6.2
Western.....	1,189	543	646	306	193	147	98	49	12.4
Mississippi:									
Northern.....	499	242	257	161	29	67	45	22	13.4
Southern.....	727	364	363	156	99	108	66	42	14.9
Texas:									
Northern.....	2,004	844	1,160	677	236	247	167	80	12.3
Eastern.....	999	245	754	395	233	126	57	69	12.6
Southern.....	2,191	773	1,418	661	568	189	162	27	8.6
Western.....	1,017	417	600	472	42	86	63	23	8.5
Canal Zone.....	444	183	261	166	5	90	0	0	20.3

TABLE C-4a.—U.S. district courts, civil cases terminated, by district and action taken (land condemnation cases omitted), fiscal year 1976—Continued

District and circuit	Total	No court action	Court action						Per cent tried
			Total	Before pre-trial	Pre-trial	Total trials	Non-jury	Jury	
Sixth Circuit.....	9,758	3,554	6,204	3,432	1,983	789	454	335	8.1
Kentucky:									
Eastern.....	846	239	607	542	16	49	36	13	5.8
Western.....	704	272	432	206	185	41	24	17	5.8
Michigan:									
Eastern.....	2,110	771	1,348	566	678	104	57	47	4.9
Western.....	622	194	428	316	87	25	5	20	4.0
Ohio:									
Northern.....	2,138	813	1,325	553	603	169	118	51	7.9
Southern.....	1,354	637	717	491	146	80	44	36	5.9
Tennessee:									
Eastern.....	773	148	625	258	220	138	60	78	17.9
Middle.....	537	231	306	223	2	81	43	38	15.1
Western.....	665	249	416	277	37	102	67	35	15.3
Seventh Circuit.....	7,562	3,242	4,320	2,668	1,272	380	220	160	5.0
Illinois:									
Northern.....	3,553	1,853	1,700	1,114	411	175	104	71	4.9
Eastern.....	457	163	294	207	62	25	16	9	5.5
Southern.....	410	187	223	124	72	27	15	12	6.6
Indiana:									
Northern.....	703	375	328	125	169	34	12	22	4.8
Southern.....	1,203	349	854	527	272	55	33	22	4.6
Wisconsin:									
Eastern.....	620	193	436	244	161	31	16	15	4.9
Western.....	607	122	485	327	125	33	24	0	11.4
Eighth Circuit.....	6,179	2,366	3,813	2,467	700	646	428	220	10.5
Arkansas:									
Eastern.....	748	254	494	327	85	82	60	22	11.0
Western.....	346	134	212	69	85	58	27	31	16.8
Iowa:									
Northern.....	210	86	124	67	30	27	17	10	12.9
Southern.....	460	132	328	176	99	53	42	11	11.5
Minnesota.....	949	594	355	224	69	62	24	38	6.5
Missouri:									
Eastern.....	1,008	470	538	363	30	145	97	48	14.4
Western.....	1,594	263	1,331	1,009	244	78	60	18	4.9
Nebraska.....	521	240	281	142	46	93	70	23	17.9
North Dakota.....	163	92	71	39	6	26	16	10	16.0
South Dakota.....	180	101	79	51	6	22	13	9	12.2
Ninth Circuit.....	12,714	6,081	6,633	4,884	928	821	617	204	6.5
Alaska.....	242	100	143	110	19	14	13	1	5.8
Arizona.....	1,000	342	658	557	51	50	39	11	5.0
California:									
Northern.....	2,718	1,276	1,442	1,053	237	152	114	38	5.6
Eastern.....	839	275	564	499	43	22	15	7	2.6
Central.....	3,781	2,127	1,654	1,372	114	168	138	30	4.4
Southern.....	563	304	259	187	35	37	31	6	6.6
Hawaii.....	261	178	83	61	12	10	7	3	3.8
Idaho.....	280	132	148	93	14	41	29	12	14.6
Montana.....	315	68	247	76	124	47	32	15	14.9
Nevada.....	367	125	242	183	27	32	29	3	8.7
Oregon.....	955	499	456	189	130	137	80	57	14.3
Washington:									
Eastern.....	260	92	168	131	13	19	12	7	7.3
Western.....	951	470	481	326	78	77	68	9	8.1
Guam.....	181	93	88	47	26	15	10	5	8.3
Tenth Circuit.....	5,196	1,909	3,287	1,780	986	571	379	192	11.0
Colorado.....	1,046	435	611	334	148	129	95	34	12.3
Kansas.....	1,030	346	684	459	135	90	61	29	8.7
New Mexico.....	695	238	457	137	201	119	78	41	17.1
Oklahoma:									
Northern.....	452	212	240	116	86	38	25	13	8.4
Eastern.....	343	68	275	168	57	50	34	16	14.6
Western.....	1,029	352	677	381	205	91	63	28	8.8
Utah.....	403	202	201	36	84	31	13	18	7.7
Wyoming.....	198	56	142	99	20	23	10	13	11.6

TABLE C-4A.—U.S. district courts, civil cases terminated, by district and action taken (land condemnation cases omitted), fiscal year 1976

District and circuit	Total	No court action	Court action						
			Total	Before pre-trial	During or after pre-trial	During or after trial			
						Total	Non-jury	Jury	Percent reaching trial
Total all districts	108,298	41,691	66,607	41,593	16,225	8,789	5,245	3,544	8.1
District of Columbia	2,376	115	2,261	2,046	112	103	55	48	4.3
First Circuit	6,086	3,576	2,510	1,460	679	371	220	151	6.1
Maine	242	74	168	47	97	24	16	8	9.9
Massachusetts	3,537	2,617	920	638	170	112	86	26	3.2
New Hampshire	452	63	389	153	159	77	15	62	17.0
Rhode Island	303	142	161	78	21	62	43	19	20.5
Puerto Rico	1,552	680	872	544	232	96	60	36	6.2
Second Circuit	10,603	4,368	6,235	3,066	2,423	746	406	340	7.0
Connecticut	996	354	642	430	114	98	70	28	9.8
New York:									
Northern	539	201	338	303	6	29	19	10	5.4
Eastern	1,955	946	1,009	655	233	121	47	74	6.2
Southern	6,180	2,534	3,646	1,306	1,925	415	245	170	6.7
Western	678	253	425	253	133	39	14	25	5.8
Vermont	255	80	175	119	12	44	11	33	17.3
Third Circuit	11,326	3,582	7,744	4,681	1,953	1,110	564	546	9.8
Delaware	388	99	289	239	19	31	23	8	8.0
New Jersey	2,163	1,063	1,100	628	270	202	111	91	9.3
Pennsylvania:									
Eastern	3,777	736	3,041	1,196	1,352	493	237	256	13.1
Middle	1,521	517	1,004	849	78	77	28	49	5.1
Western	1,719	636	1,083	632	231	220	114	106	12.8
Virgin Islands	1,753	531	1,227	1,137	3	87	51	36	4.9
Fourth Circuit	10,069	3,799	6,270	3,992	1,485	793	395	398	7.9
Maryland	1,634	446	1,188	705	362	121	77	44	7.4
North Carolina:									
Eastern	495	148	347	279	46	22	14	8	4.4
Middle	451	129	322	222	83	17	12	5	3.8
Western	674	104	470	229	159	82	24	58	14.3
South Carolina	2,159	1,325	834	475	169	190	66	124	8.8
Virginia:									
Eastern	2,310	715	1,595	956	395	244	127	117	10.6
Western	1,356	545	811	644	128	39	17	22	2.9
West Virginia:									
Northern	324	85	239	139	51	49	45	4	15.1
Southern	766	302	464	343	92	29	13	16	3.8
Fifth Circuit	24,360	9,063	15,297	9,752	3,247	2,298	1,425	873	9.4
Alabama:									
Northern	1,520	304	1,216	798	240	178	59	119	11.7
Middle	659	87	572	413	95	64	40	24	9.7
Southern	614	182	432	278	82	72	54	18	11.7
Florida:									
Northern	535	109	426	360	41	25	17	8	4.7
Middle	2,040	418	1,622	1,427	98	97	73	24	4.8
Southern	2,582	1,219	1,363	971	225	167	114	53	6.5
Georgia:									
Northern	2,412	998	1,414	1,096	121	197	86	111	8.2
Middle	575	254	321	187	57	77	28	49	13.4
Southern	666	333	333	189	57	87	40	47	13.1
Louisiana:									
Eastern	3,130	1,449	1,681	677	756	248	135	113	7.9
Middle	450	121	329	265	22	42	30	12	9.3
Western	1,194	570	624	349	157	118	80	38	9.9
Mississippi:									
Northern	570	254	316	222	19	75	44	31	13.2
Southern	951	510	441	180	155	106	72	34	11.1
Texas:									
Northern	2,004	810	1,194	779	190	225	153	72	11.2
Eastern	949	273	676	342	213	121	58	63	12.8
Southern	1,990	719	1,271	486	631	154	129	25	7.7
Western	1,029	279	750	573	86	91	60	31	8.8
Anal Zone	490	174	316	160	2	154	153	1	31.4

TABLE C-4A.—U.S. district courts, civil cases terminated, by district and action taken (land condemnation cases omitted), fiscal year 1976 — Continued

District and circuit	Total	No court action	Court action						
			Total	Before pre-trial	During or after pre-trial	During or after trial			
						Total	Non-jury	Jury	Per cent reaching trial
Sixth Circuit	10,261	2,979	7,282	4,219	2,208	855	509	346	8.3
Kentucky:									
Eastern	1,045	179	866	803	28	35	12	23	3.3
Western	659	195	464	292	142	30	16	14	4.6
Michigan:									
Eastern	2,264	665	1,599	723	758	118	79	39	5.2
Western	524	220	304	197	78	29	15	14	5.5
Ohio:									
Northern	2,066	533	1,533	644	686	203	136	67	9.8
Southern	1,580	522	1,058	710	241	107	67	40	6.8
Tennessee:									
Eastern	844	176	668	307	223	138	62	76	16.4
Middle	555	198	357	270	6	81	48	33	14.6
Western	724	291	433	273	46	114	74	40	15.7
Seventh Circuit	7,981	3,462	4,519	2,824	1,315	380	257	123	4.8
Illinois:									
Northern	3,911	2,271	1,640	1,095	420	125	91	34	3.2
Eastern	631	154	477	305	116	56	38	18	8.9
Southern	385	129	256	165	92	29	11	18	7.5
Indiana:									
Northern	586	199	387	217	132	38	30	8	6.5
Southern	1,184	452	732	366	312	54	27	27	4.6
Wisconsin:									
Eastern	757	186	571	351	184	36	25	11	4.8
Western	527	71	456	355	59	42	35	7	8.0
Eighth Circuit	6,712	2,609	4,103	2,809	621	673	421	252	10.0
Arkansas:									
Eastern	693	259	434	292	67	75	49	26	10.8
Western	385	172	213	101	52	60	37	23	15.6
Iowa:									
Northern	234	93	141	88	26	27	15	12	11.5
Southern	477	108	369	231	85	53	36	17	11.1
Minnesota	1,004	523	481	318	88	75	26	49	7.5
Missouri:									
Eastern	1,303	682	621	404	47	170	117	53	13.0
Western	1,539	230	1,309	1,103	154	52	35	17	3.4
Nebraska	663	324	339	155	87	97	64	33	14.6
North Dakota	188	104	84	44	3	37	28	9	19.7
South Dakota	226	114	112	73	12	27	14	13	11.9
Ninth Circuit	12,767	6,431	6,336	4,627	953	756	559	197	5.9
Alaska	250	81	169	94	63	12	11	1	4.8
Arizona	1,083	471	612	520	57	35	29	6	3.2
California:									
Northern	2,728	1,503	1,225	885	195	145	108	37	5.3
Eastern	775	246	529	480	25	24	18	6	3.1
Central	3,680	2,094	1,586	1,372	62	152	123	29	4.1
Southern	677	303	374	262	58	54	37	17	8.0
Hawaii	287	147	140	91	22	27	21	6	9.4
Idaho	264	135	129	95	12	22	11	11	8.3
Montana	322	87	235	66	135	34	20	14	10.6
Nevada	456	157	299	228	48	23	18	5	5.0
Oregon	1,009	608	401	128	143	130	78	52	12.9
Washington:									
Eastern	237	76	161	114	32	15	11	4	6.3
Western	916	495	421	275	70	76	68	8	8.3
Guam	83	28	55	17	31	7	6	1	8.4
Tenth Circuit	5,757	1,707	4,050	2,117	1,229	704	434	270	12.2
Colorado	1,350	257	1,093	635	270	188	147	41	13.9
Kansas	1,017	402	615	397	145	73	34	39	7.2
New Mexico	749	272	477	170	176	131	94	37	17.5
Oklahoma:									
Northern	457	173	314	166	95	53	28	25	10.9
Eastern	343	60	283	164	83	36	17	19	10.5
Western	1,059	274	785	408	254	123	57	66	11.6
Utah	500	200	300	76	175	49	28	21	9.8
Wyoming	252	69	183	101	31	51	29	22	20.2

TABLE C 4A U.S. DISTRICT COURTS
 CIVIL CASES TERMINATED, BY DISTRICT AND ACTION TAKEN
 (LAND CONDEMNATION CASES OMITTED)
 FOR THE TWELVE MONTH PERIOD ENDED JUNE 30, 1977

DISTRICT AND CIRCUIT	TOTAL	NO COURT ACTION	COURT ACTION						
			TOTAL	BEFORE PRETRIAL	DURING OR AFTER PRETRIAL	DURING OR AFTER TRIAL			
						TOTAL	NON- JURY	JURY	PERCENT REACHING TRIAL
TOTAL ALL DISTRICTS..	115,484	45,230	70,254	43,505	17,702	9,047	5,531	3,516	7.8
DISTRICT OF COLUMBIA..	2,276	398	1,878	1,460	295	123	86	37	5.4
FIRST CIRCUIT.....	5,544	2,703	2,841	1,823	635	383	249	134	6.9
MAINE.....	271	119	152	50	90	12	7	5	4.4
MASSACHUSETTS.....	2,745	1,818	927	598	218	111	45	66	4.0
NEW HAMPSHIRE.....	367	64	303	127	127	49	23	26	13.4
RHODE ISLAND.....	458	101	357	206	15	136	123	13	29.7
PUERTO RICO.....	1,703	601	1,102	842	185	75	51	24	4.4
SECOND CIRCUIT.....	11,288	5,011	6,277	3,194	2,289	794	448	346	7.0
CONNECTICUT.....	1,131	476	655	445	95	115	60	55	10.2
NEW YORK NORTHERN.....	446	166	280	233	13	34	15	19	7.6
NEW YORK EASTERN.....	2,189	1,055	1,134	820	162	152	81	71	6.9
NEW YORK SOUTHERN.....	6,698	3,066	3,632	1,314	1,899	419	272	147	6.3
NEW YORK WESTERN.....	552	164	388	247	109	32	9	23	5.8
VERMONT.....	272	84	188	135	11	42	11	31	15.4
THIRD CIRCUIT.....	12,054	4,419	7,635	4,375	2,119	1,141	633	508	9.5
DELAWARE.....	467	108	359	306	19	34	25	9	7.9
NEW JERSEY.....	2,720	1,290	1,430	733	469	228	142	86	8.4
PENNSYLVANIA EASTERN.....	3,937	862	3,125	1,375	1,261	489	238	251	12.3
PENNSYLVANIA MIDDLE.....	1,366	428	938	743	84	111	64	47	8.1
PENNSYLVANIA WESTERN.....	1,599	662	937	548	243	146	82	64	9.1
VIRGIN ISLANDS.....	1,915	1,069	846	670	43	133	82	51	6.9
FOURTH CIRCUIT.....	11,627	4,661	6,966	4,660	1,493	813	478	335	7.0
MARYLAND.....	1,812	380	1,432	1,019	317	96	62	34	5.3
NO. CAROLINA EASTERN.....	479	204	275	226	29	20	11	9	4.2
NO. CAROLINA MIDDLE.....	535	164	371	268	91	12	6	6	2.2
NO. CAROLINA WESTERN.....	628	103	525	236	207	52	35	47	13.1
SOUTH CAROLINA.....	2,259	1,464	795	553	113	129	44	85	5.7
VIRGINIA EASTERN.....	2,620	794	1,826	1,060	484	282	186	96	10.8
VIRGINIA WESTERN.....	1,800	1,151	649	465	96	88	53	30	4.9
W. VIRGINIA NORTHERN.....	379	68	311	211	31	69	58	11	18.2
W. VIRGINIA SOUTHERN.....	1,115	333	782	622	125	35	18	17	3.1
FIFTH CIRCUIT.....	26,047	9,285	16,762	10,614	3,897	2,251	1,388	863	8.6
ALABAMA NORTHERN.....	1,630	314	1,316	842	278	196	87	109	12.0
ALABAMA MIDDLE.....	723	87	636	449	118	69	35	34	9.5
ALABAMA SOUTHERN.....	664	179	485	279	107	99	66	33	14.9
FLORIDA NORTHERN.....	531	107	424	372	31	21	12	9	4.0
FLORIDA MIDDLE.....	2,183	563	1,620	1,446	94	80	56	24	3.7
FLORIDA SOUTHERN.....	2,262	985	1,277	978	160	139	114	25	6.1
GEORGIA NORTHERN.....	2,313	1,020	1,293	1,071	103	119	56	63	5.1
GEORGIA MIDDLE.....	553	235	318	202	65	51	18	33	9.2
GEORGIA SOUTHERN.....	745	326	419	248	97	74	32	42	9.9
LOUISIANA EASTERN.....	3,802	1,512	2,290	778	1,231	281	121	160	7.4
LOUISIANA MIDDLE.....	365	136	229	194	12	23	17	6	6.3
LOUISIANA WESTERN.....	1,398	598	800	484	182	134	95	39	9.6
MISSISSIPPI NORTHERN.....	514	195	319	185	77	57	28	29	11.1
MISSISSIPPI SOUTHERN.....	940	504	436	200	132	104	58	46	11.1
TEXAS NORTHERN.....	2,309	837	1,472	923	292	257	163	94	11.1
TEXAS EASTERN.....	909	293	616	302	212	102	41	61	11.2
TEXAS SOUTHERN.....	2,570	925	1,645	862	584	199	166	33	7.7
TEXAS WESTERN.....	1,106	279	827	621	117	89	66	23	8.0
CANAL ZONE.....	530	190	340	178	5	157	157	-	29.6

TABLE C 4A U.S. DISTRICT COURTS
 CIVIL CASES TERMINATED, BY DISTRICT AND ACTION TAKEN
 (LAND CONDEMNATION CASES OMITTED)
 FOR THE TWELVE MONTH PERIOD ENDED JUNE 30, 1977

DISTRICT AND CIRCUIT	TOTAL	NO COURT ACTION	COURT ACTION						
			TOTAL	BEFORE PRETRIAL	DURING OR AFTER PRETRIAL	DURING OR AFTER TRIAL			PERCENT REACHING TRIAL
						TOTAL	NON-JURY	JURY	
SIXTH CIRCUIT.....	11,617	3,616	8,001	4,728	2,351	922	554	368	7.9
KENTUCKY EASTERN.....	1,114	319	795	703	48	44	26	18	3.9
KENTUCKY WESTERN.....	624	188	436	292	127	17	6	11	2.7
MICHIGAN EASTERN.....	2,946	722	2,224	1,634	984	206	126	80	7.0
MICHIGAN WESTERN.....	585	222	363	236	81	46	21	25	7.9
OHIO NORTHERN.....	2,545	848	1,697	753	703	241	180	61	9.5
OHIO SOUTHERN.....	1,779	647	1,132	868	165	99	54	45	5.6
TENNESSEE EASTERN.....	894	204	690	387	182	121	44	77	13.5
TENNESSEE MIDDLE.....	554	235	319	246	2	71	43	28	12.8
TENNESSEE WESTERN.....	576	231	345	209	59	77	54	23	13.4
SEVENTH CIRCUIT.....	8,583	3,470	5,113	3,196	1,453	464	302	162	5.4
ILLINOIS NORTHERN.....	4,178	2,151	2,027	1,389	449	189	132	57	4.5
ILLINOIS EASTERN.....	602	184	418	238	114	66	45	21	11.0
ILLINOIS SOUTHERN.....	417	133	284	165	105	14	4	10	3.4
INDIANA NORTHERN.....	716	213	503	285	157	61	28	33	8.5
INDIANA SOUTHERN.....	1,137	445	692	297	337	58	37	21	5.1
WISCONSIN EASTERN.....	925	245	680	416	222	42	25	17	4.5
WISCONSIN WESTERN.....	608	99	509	406	69	34	31	3	5.6
EIGHTH CIRCUIT.....	7,012	2,561	4,451	2,880	865	706	425	281	10.1
ARKANSAS EASTERN.....	773	197	576	348	145	83	54	29	10.7
ARKANSAS WESTERN.....	403	157	246	104	67	75	46	29	18.6
IOWA NORTHERN.....	229	72	157	75	36	46	16	30	20.1
IOWA SOUTHERN.....	468	149	317	190	72	55	39	16	11.8
MINNESOTA.....	1,195	614	581	336	158	87	47	40	7.3
MISSOURI EASTERN.....	1,339	751	588	407	37	144	88	56	10.8
MISSOURI WESTERN.....	1,482	132	1,350	1,079	212	59	36	23	4.0
NEBRASKA.....	698	291	407	188	105	114	72	42	16.3
NORTH DAKOTA.....	181	84	97	63	17	17	14	3	9.4
SOUTH DAKOTA.....	246	114	132	90	16	26	13	13	10.6
NINTH CIRCUIT.....	13,998	7,498	6,500	4,677	1,006	817	564	253	5.8
ALASKA.....	283	96	187	104	64	19	16	3	6.7
ARIZONA.....	1,040	525	515	443	33	39	34	5	3.8
CALIFORNIA NORTHERN.....	2,945	1,683	1,262	912	201	149	106	43	5.1
CALIFORNIA EASTERN.....	840	334	506	464	25	17	13	4	2.0
CALIFORNIA CENTRAL.....	4,231	2,590	1,641	1,321	125	195	159	36	4.6
CALIFORNIA SOUTHERN.....	681	337	344	259	40	45	36	9	6.6
HAWAII.....	340	194	146	87	41	18	13	5	5.3
IDAHO.....	382	232	150	99	19	32	16	16	8.4
MONTANA.....	323	118	205	58	106	41	27	14	12.7
NEVADA.....	476	139	337	256	53	28	17	11	5.9
OREGON.....	1,081	598	483	173	155	155	75	80	14.3
WASHINGTON EASTERN.....	256	76	180	140	12	28	10	18	10.9
WASHINGTON WESTERN.....	1,005	515	490	348	104	38	32	6	3.8
GUAM.....	115	61	54	13	28	13	10	3	11.3
TENTH CIRCUIT.....	5,438	1,608	3,830	1,898	1,299	633	404	229	11.6
COLORADO.....	1,184	178	1,006	600	253	153	126	27	12.9
KANSAS.....	965	486	479	236	168	75	42	33	7.8
NEW MEXICO.....	681	206	475	191	173	111	75	36	16.3
OKLAHOMA NORTHERN.....	513	149	364	191	121	52	24	28	10.1
OKLAHOMA EASTERN.....	389	73	326	176	97	53	36	17	13.3
OKLAHOMA WESTERN.....	1,018	235	783	364	305	114	66	48	11.2
UTAH.....	449	199	250	65	145	40	17	23	8.9
WYOMING.....	229	82	147	75	37	35	18	17	15.3

TABLE C 4A U.S. DISTRICT COURTS
 CIVIL CASES TERMINATED, BY DISTRICT AND ACTION TAKEN
 (LAND CONDEMNATION CASES OMITTED)
 FOR THE TWELVE MONTH PERIOD ENDED JUNE 30, 1978

DISTRICT AND CIRCUIT	TOTAL	NO COURT ACTION	COURT ACTION						
			TOTAL	BEFORE PRETRIAL	DURING OR AFTER PRETRIAL	DURING OR AFTER TRIAL			PERCENT REACHING TRIAL
						TOTAL	NON- JURY	JURY	
TOTAL ALL DISTRICTS..	129,153	45,336	77,817	48,719	19,725	9,373	5,842	3,531	7.6
DISTRICT OF COLUMBIA.	2,417	775	1,642	1,297	201	144	98	46	6.0
FIRST CIRCUIT.....	6,326	2,758	3,568	2,519	702	347	230	117	5.5
MAINE.....	247	102	145	53	75	17	6	11	6.9
MASSACHUSETTS.....	2,672	1,759	913	670	172	71	35	36	2.7
NEW HAMPSHIRE.....	327	64	263	120	98	45	29	16	13.8
RHODE ISLAND.....	617	114	503	287	104	112	82	30	18.2
PUERTO RICO.....	2,463	719	1,744	1,389	253	102	78	24	4.1
SECOND CIRCUIT....	11,725	4,972	6,753	3,206	2,749	798	469	329	6.8
CONNECTICUT.....	1,269	574	695	517	118	60	37	23	4.7
NEW YORK NORTHERN....	474	159	285	241	47	37	28	9	7.8
NEW YORK EASTERN....	2,336	1,326	1,010	709	141	160	83	77	6.8
NEW YORK SOUTHERN....	6,535	2,472	4,063	1,286	2,330	447	290	157	6.8
NEW YORK WESTERN....	799	314	485	303	140	42	17	25	5.3
VERMONT.....	312	97	215	150	18	52	14	38	16.7
THIRD CIRCUIT.....	11,359	3,808	7,551	4,242	2,300	1,009	566	443	8.9
DELAWARE.....	509	123	386	329	33	24	17	7	4.7
NEW JERSEY.....	2,901	1,240	1,661	766	637	258	182	76	8.9
PENNSYLVANIA EASTERN.	4,195	892	3,303	1,617	1,282	404	173	231	9.6
PENNSYLVANIA MIDDLE.	1,448	444	992	777	121	94	43	51	6.5
PENNSYLVANIA WESTERN.	1,586	644	942	586	222	134	82	52	8.4
VIRGIN ISLANDS.....	722	455	267	167	5	95	69	26	13.2
FOURTH CIRCUIT....	12,751	4,437	8,314	5,578	1,799	937	509	428	7.3
MARYLAND.....	2,146	527	1,619	894	561	164	105	59	7.5
NO. CAROLINA EASTERN.	964	276	688	624	47	17	12	5	1.8
NO. CAROLINA MIDDLE..	585	159	426	257	138	31	23	8	5.3
NO. CAROLINA WESTERN.	594	116	478	198	178	102	43	59	17.2
SOUTH CAROLINA.....	2,127	1,339	788	523	122	143	49	94	6.7
VIRGINIA EASTERN.....	2,729	703	2,026	1,340	404	282	178	104	10.3
VIRGINIA WESTERN.....	1,747	799	948	767	99	82	38	44	4.7
W. VIRGINIA NORTHERN.	572	97	475	361	52	62	44	18	10.8
W. VIRGINIA SOUTHERN.	1,287	421	866	614	198	54	17	37	4.2
FIFTH CIRCUIT.....	27,966	8,472	19,494	12,344	4,517	2,633	1,662	971	9.4
ALABAMA NORTHERN....	1,850	393	1,457	912	278	267	156	111	14.4
ALABAMA MIDDLE.....	735	78	657	476	117	64	33	31	8.7
ALABAMA SOUTHERN....	745	208	537	321	118	98	70	28	13.2
FLORIDA NORTHERN....	589	144	440	382	30	28	19	9	4.8
FLORIDA MIDDLE.....	2,584	548	2,036	1,830	105	101	71	30	3.9
FLORIDA SOUTHERN....	2,230	951	1,279	953	196	130	82	48	5.8
GEORGIA NORTHERN....	2,355	1,055	1,300	1,033	82	185	102	83	7.9
GEORGIA MIDDLE.....	635	247	388	233	84	71	46	25	11.2
GEORGIA SOUTHERN....	633	286	347	237	44	66	22	44	10.4
LOUISIANA EASTERN....	3,531	334	3,197	1,327	1,543	327	181	146	9.3
LOUISIANA MIDDLE....	492	208	284	239	18	27	23	4	5.5
LOUISIANA WESTERN....	1,504	506	998	444	385	169	110	59	11.2
MISSISSIPPI NORTHERN.	639	231	408	261	74	73	42	31	11.4
MISSISSIPPI SOUTHERN.	1,010	527	483	232	138	113	51	62	11.2
TEXAS NORTHERN.....	2,190	675	1,515	962	283	270	174	96	12.3
TEXAS EASTERN.....	1,310	414	896	531	229	136	66	70	10.4
TEXAS SOUTHERN.....	3,236	1,026	2,210	1,197	715	298	238	60	9.2
TEXAS WESTERN.....	1,151	309	842	682	73	87	53	34	7.6
CANAL ZONE.....	547	327	220	92	5	123	123	-	22.5

TABLE C 4A U.S. DISTRICT COURTS
 CIVIL CASES TERMINATED, BY DISTRICT AND ACTION TAKEN
 (LAND CONDEMNATION CASES OMITTED)
 FOR THE TWELVE MONTH PERIOD ENDED JUNE 30, 1978

DISTRICT AND CIRCUIT	TOTAL	NO COURT ACTION	COURT ACTION						
			TOTAL	BEFORE PRETRIAL	DURING OR AFTER PRETRIAL	DURING OR AFTER TRIAL			PERCENT REACHING TRIAL
						TOTAL	NON-JURY	JURY	
SIXTH CIRCUIT.....	12,577	4,041	8,536	5,469	2,170	897	561	336	7.1
KENTUCKY EASTERN.....	968	252	716	651	30	35	20	15	3.6
KENTUCKY WESTERN.....	939	251	688	506	154	28	14	14	3.0
MICHIGAN EASTERN.....	2,833	729	2,104	1,060	878	171	79	92	6.0
MICHIGAN WESTERN.....	518	220	298	201	77	20	12	8	3.9
OHIO NORTHERN.....	2,628	1,019	1,609	828	566	215	163	52	8.2
OHIO SOUTHERN.....	2,118	699	1,419	1,175	147	97	69	28	4.6
TENNESSEE EASTERN.....	1,043	246	797	393	243	161	82	79	15.4
TENNESSEE MIDDLE.....	611	298	313	218	17	78	53	25	12.8
TENNESSEE WESTERN.....	919	327	592	437	63	92	69	23	10.0
SEVENTH CIRCUIT...	9,472	3,683	5,789	3,493	1,788	508	323	185	5.4
ILLINOIS NORTHERN.....	4,774	2,336	2,438	1,667	578	193	128	65	4.0
ILLINOIS EASTERN.....	314	218	596	431	106	59	42	17	7.2
ILLINOIS SOUTHERN.....	610	201	409	210	157	42	21	21	6.9
INDIANA NORTHERN.....	890	198	692	371	234	87	58	29	9.8
INDIANA SOUTHERN.....	1,167	438	729	316	360	53	30	23	4.5
WISCONSIN EASTERN.....	697	200	497	247	206	44	26	18	6.3
WISCONSIN WESTERN.....	520	92	428	251	147	30	18	12	5.8
EIGHTH CIRCUIT....	7,179	2,744	4,435	2,766	998	671	431	240	9.3
ARKANSAS EASTERN.....	764	234	530	276	148	105	85	21	13.9
ARKANSAS WESTERN.....	462	183	279	150	69	60	31	29	13.0
IOWA NORTHERN.....	297	130	167	103	42	22	9	13	7.4
IOWA SOUTHERN.....	442	141	301	187	84	30	19	11	6.8
MINNESOTA.....	1,112	582	530	301	148	81	45	36	7.3
MISSOURI EASTERN.....	1,313	741	572	406	28	138	94	44	10.5
MISSOURI WESTERN.....	1,576	125	1,451	1,067	323	61	44	17	3.9
NEBRASKA.....	709	353	356	130	121	105	63	42	14.8
NORTH DAKOTA.....	244	131	113	54	22	37	27	10	15.2
SOUTH DAKOTA.....	260	124	136	92	13	31	14	17	11.9
NINTH CIRCUIT....	15,449	7,724	7,725	5,614	1,269	842	624	218	5.5
ALASKA.....	333	96	237	156	65	16	14	2	4.8
ARIZONA.....	1,182	611	571	480	52	39	35	4	3.3
CALIFORNIA NORTHERN..	3,182	1,775	1,387	987	196	204	144	60	6.5
CALIFORNIA EASTERN..	956	306	650	455	167	28	19	9	2.9
CALIFORNIA CENTRAL..	4,613	2,456	2,157	1,749	242	166	127	39	3.6
CALIFORNIA SOUTHERN..	750	383	367	294	34	39	32	7	5.2
HAWAII.....	401	238	163	114	26	23	13	10	5.7
IDAHO.....	368	211	157	111	23	23	13	10	6.3
MONTANA.....	411	159	252	79	121	52	39	13	12.7
NEVADA.....	510	139	371	277	61	33	27	6	6.5
OREGON.....	1,163	590	573	265	157	151	101	50	13.0
WASHINGTON EASTERN..	343	111	232	193	26	13	8	5	3.8
WASHINGTON WESTERN..	1,122	553	569	438	83	48	45	3	4.3
GUAM.....	134	96	38	16	16	6	6	-	4.5
NORTHERN MARIANAS...	1	-	1	-	-	1	1	-	100.0
TENTH CIRCUIT....	5,932	1,922	4,010	2,191	1,232	587	369	218	9.9
COLORADO.....	1,200	177	1,023	603	283	135	109	26	11.3
KANSAS.....	1,219	600	619	434	108	77	50	27	6.3
NEW MEXICO.....	772	266	506	229	166	111	74	37	14.4
OKLAHOMA NORTHERN..	530	156	374	238	87	49	30	19	9.2
OKLAHOMA EASTERN.....	394	121	273	150	75	48	37	11	12.2
OKLAHOMA WESTERN.....	1,153	313	840	376	345	119	43	76	10.3
UTAH.....	409	203	206	77	113	16	9	7	3.9
WYOMING.....	255	86	169	82	55	32	17	15	12.5

TABLE C4A. U.S. DISTRICT COURTS
CIVIL CASES TERMINATED, BY DISTRICT AND ACTION TAKEN
(LAND CONDEMNATION CASES OMITTED)
FOR THE TWELVE MONTH PERIOD ENDED JUNE 30, 1979

DISTRICT AND CIRCUIT	TOTAL	NO COURT ACTION	COURT ACTION						
			TOTAL	BEFORE PRETRIAL	DURING OR AFTER PRETRIAL	DURING OR AFTER TRIAL			PERCENT REACHING TRIAL
						TOTAL	NON- JURY	JURY	
TOTAL ALL DISTRICTS..	140,024	60,174	79,850	49,733	20,487	9,630	6,027	3,603	6.9
DISTRICT OF COLUMBIA..	2,754	1,111	1,643	1,326	175	142	102	40	5.2
FIRST CIRCUIT.....	9,622	5,414	4,208	3,002	839	367	219	148	3.8
MAINE.....	340	177	163	66	81	16	7	9	4.7
MASSACHUSETTS.....	5,300	4,116	1,184	799	284	101	44	57	1.9
NEW HAMPSHIRE.....	446	120	326	139	137	50	18	32	11.2
RHODE ISLAND.....	655	255	400	153	127	120	92	28	18.3
PUERTO RICO.....	2,881	746	2,135	1,845	210	80	58	22	2.8
SECOND CIRCUIT....	13,236	5,504	7,732	3,369	3,366	977	543	434	7.4
CONNECTICUT.....	1,552	701	851	640	102	109	64	45	7.0
NEW YORK NORTHERN.....	625	257	368	280	17	71	45	26	11.4
NEW YORK EASTERN.....	3,020	1,649	1,371	791	381	199	83	116	6.6
NEW YORK SOUTHERN.....	6,799	2,357	4,442	1,230	2,714	498	309	189	7.3
NEW YORK WESTERN.....	950	451	499	284	160	55	31	24	5.8
VERMONT.....	290	89	201	144	12	45	11	34	15.5
THIRD CIRCUIT.....	13,423	5,027	8,396	4,693	2,533	1,170	693	477	8.7
DELAWARE.....	560	159	401	334	23	44	25	19	7.9
NEW JERSEY.....	3,734	1,872	1,862	940	647	275	203	72	7.4
PENNSYLVANIA EASTERN.....	4,714	902	3,812	2,158	1,263	391	163	228	8.3
PENNSYLVANIA MIDDLE.....	1,527	484	1,043	699	209	135	82	53	8.8
PENNSYLVANIA WESTERN.....	2,128	1,018	1,110	472	386	252	173	79	11.8
VIRGIN ISLANDS.....	760	592	168	90	5	73	47	26	9.6
FOURTH CIRCUIT....	13,459	5,409	8,050	5,598	1,578	874	533	341	6.5
MARYLAND.....	2,404	642	1,762	1,034	511	217	159	58	9.0
NO. CAROLINA EASTERN.....	1,048	374	674	650	11	13	8	5	1.2
NO. CAROLINA MIDDLE.....	681	262	419	266	126	27	18	9	4.0
NO. CAROLINA WESTERN.....	685	266	419	197	156	66	40	26	9.6
SOUTH CAROLINA.....	2,092	1,416	676	486	69	121	55	66	5.8
VIRGINIA EASTERN.....	3,013	889	2,124	1,483	365	276	174	102	9.2
VIRGINIA WESTERN.....	1,408	602	806	641	88	77	42	35	5.5
W. VIRGINIA NORTHERN.....	445	92	353	268	54	31	14	17	7.0
W. VIRGINIA SOUTHERN.....	1,683	866	817	573	198	46	23	23	2.7
FIFTH CIRCUIT.....	31,097	11,579	19,518	12,534	4,452	2,532	1,627	905	8.1
ALABAMA NORTHERN.....	1,797	568	1,229	716	292	221	130	91	12.3
ALABAMA MIDDLE.....	779	111	668	495	110	63	40	23	8.1
ALABAMA SOUTHERN.....	703	253	450	255	77	118	84	34	16.8
FLORIDA NORTHERN.....	788	207	581	510	41	30	15	15	3.8
FLORIDA MIDDLE.....	3,337	1,021	2,316	2,030	151	135	104	31	4.0
FLORIDA SOUTHERN.....	2,847	1,561	1,286	1,114	75	97	70	27	3.4
GEORGIA NORTHERN.....	2,555	1,292	1,263	1,029	87	147	62	85	5.8
GEORGIA MIDDLE.....	793	445	348	212	78	58	29	29	7.3
GEORGIA SOUTHERN.....	955	515	440	298	73	69	30	39	7.2
LOUISIANA EASTERN.....	4,081	218	3,863	1,530	1,925	378	192	186	9.3
LOUISIANA MIDDLE.....	447	191	256	221	18	17	13	4	3.8
LOUISIANA WESTERN.....	1,510	662	848	384	322	142	82	60	9.4
MISSISSIPPI NORTHERN.....	808	347	461	283	111	67	38	29	8.3
MISSISSIPPI SOUTHERN.....	1,435	894	541	244	167	130	83	47	9.1
TEXAS NORTHERN.....	2,252	811	1,441	853	246	342	265	77	15.2
TEXAS EASTERN.....	1,246	549	697	452	144	101	42	59	8.1
TEXAS SOUTHERN.....	3,152	1,350	1,802	1,147	450	205	165	40	6.5
TEXAS WESTERN.....	1,190	316	874	700	82	92	66	26	7.7
CANAL ZONE.....	422	268	154	31	3	120	117	3	28.4

TABLE C4A. U.S. DISTRICT COURTS
CIVIL CASES TERMINATED, BY DISTRICT AND ACTION TAKEN
(LAND CONDEMNATION CASES OMITTED)
FOR THE TWELVE MONTH PERIOD ENDED JUNE 30, 1979

DISTRICT AND CIRCUIT	TOTAL	NO COURT ACTION	COURT ACTION						
			TOTAL	BEFORE PRETRIAL	DURING OR AFTER PRETRIAL	DURING OR AFTER TRIAL			PERCENT REACHING TRIAL
						TOTAL	NON-JURY	JURY	
SIXTH CIRCUIT.....	14,131	5,437	8,694	5,524	2,316	854	498	356	6.0
KENTUCKY EASTERN.....	937	275	662	614	35	13	7	6	1.4
KENTUCKY WESTERN.....	1,037	309	728	457	204	67	34	33	6.5
MICHIGAN EASTERN.....	4,068	1,430	2,638	1,364	1,047	227	122	105	5.6
MICHIGAN WESTERN.....	586	271	315	232	65	18	9	9	3.1
OHIO NORTHERN.....	2,479	1,174	1,305	696	459	150	94	56	6.1
OHIO SOUTHERN.....	2,264	818	1,446	1,191	163	92	64	28	4.1
TENNESSEE EASTERN.....	1,052	304	748	361	263	124	64	60	11.8
TENNESSEE MIDDLE.....	758	412	346	264	15	67	42	25	8.8
TENNESSEE WESTERN.....	950	444	506	345	65	96	62	34	10.1
SEVENTH CIRCUIT...	9,984	4,169	5,815	3,202	2,035	578	361	217	5.8
ILLINOIS NORTHERN....	4,989	2,224	2,765	1,517	986	262	160	102	5.3
ILLINOIS CENTRAL.....	669	319	350	180	118	52	38	14	7.8
ILLINOIS SOUTHERN....	708	259	449	251	155	43	16	27	6.1
INDIANA NORTHERN....	875	236	639	342	206	91	75	16	10.4
INDIANA SOUTHERN....	1,330	652	678	355	265	58	30	28	4.4
WISCONSIN EASTERN....	946	361	585	348	179	58	34	24	6.1
WISCONSIN WESTERN....	467	118	349	209	126	14	8	6	3.0
EIGHTH CIRCUIT...	8,177	3,901	4,276	2,729	834	713	442	271	8.7
ARKANSAS EASTERN.....	1,150	350	800	514	168	118	75	43	10.3
ARKANSAS WESTERN.....	464	208	256	136	56	64	35	29	13.8
IOWA NORTHERN.....	342	173	169	101	45	23	15	8	6.7
IOWA SOUTHERN.....	559	292	267	136	99	32	22	10	5.7
MINNESOTA.....	1,302	719	583	305	186	92	52	40	7.1
MISSOURI EASTERN.....	1,576	951	625	429	26	170	109	61	10.8
MISSOURI WESTERN.....	1,486	505	981	811	120	50	25	25	3.4
NEBRASKA.....	749	402	347	150	95	102	65	37	13.6
NORTH DAKOTA.....	289	166	133	71	30	32	24	8	10.7
SOUTH DAKOTA.....	250	135	115	76	9	30	20	10	12.0
NINTH CIRCUIT.....	16,940	9,779	7,161	5,348	964	849	625	224	5.0
ALASKA.....	359	128	231	166	49	16	16	-	4.5
ARIZONA.....	1,144	693	451	381	37	33	24	9	2.9
CALIFORNIA NORTHERN..	3,218	1,890	1,328	892	233	203	131	72	6.3
CALIFORNIA EASTERN...	1,075	429	646	579	42	25	18	7	2.3
CALIFORNIA CENTRAL...	5,471	3,495	1,976	1,563	220	193	151	42	3.5
CALIFORNIA SOUTHERN..	1,117	691	426	360	24	42	31	11	3.8
HAWAII.....	429	291	138	92	23	23	20	3	5.4
IDAHO.....	486	338	148	82	18	48	40	8	9.9
MONTANA.....	398	164	234	84	106	44	31	13	11.1
NEVADA.....	495	186	309	249	26	34	25	9	6.9
OREGON.....	1,094	614	480	296	83	101	68	33	9.2
WASHINGTON EASTERN...	311	129	182	146	14	22	15	7	7.1
WASHINGTON WESTERN...	1,169	652	517	387	78	52	44	8	4.4
GUAM.....	121	65	56	39	8	9	7	2	7.4
NORTHERN MARIANAS....	53	14	39	32	3	4	4	-	7.5
TENTH CIRCUIT.....	7,201	2,844	4,357	2,408	1,375	574	384	190	8.0
COLORADO.....	1,454	273	1,181	703	313	165	127	38	11.3
KANSAS.....	1,517	714	803	413	339	51	32	19	3.4
NEW MEXICO.....	894	440	554	359	94	101	77	24	10.2
OKLAHOMA NORTHERN....	506	203	303	203	63	37	20	17	7.3
OKLAHOMA EASTERN.....	413	181	232	150	54	28	18	10	6.8
OKLAHOMA WESTERN.....	1,304	489	815	387	321	107	45	62	8.2
UTAH.....	691	392	299	111	151	37	26	11	5.4
WYOMING.....	322	152	170	82	40	48	39	9	14.9

TABLE C 5.—United States district courts. Time interval from filing to disposition of civil cases terminated during the fiscal year ended June 30, 1970, by district and method of disposition. (Excludes land condemnation cases, habeas corpus cases, deportation reviews and motions to vacate sentence. Intervals shown are for the median time and for the range of the middle 80 percent of the cases.)

Circuit and district	Total cases			No court action			Court action													
	Number of cases	Time interval in months ¹		Number of cases	Time interval in months ¹		Before pretrial			During or after pretrial			Trial							
		10 per cent less than	Median		10 per cent more than	10 per cent less than	Median	10 per cent more than	Number of cases	Time interval in months ¹		Number of cases	Time interval in months ¹		Number of cases	Time interval in months ¹				
										10 per cent less than	Median		10 per cent more than	10 per cent less than		Median	10 per cent more than			
Total all districts.....	64,571	1	10	35	30,567	1	8	31	15,802	1	5	26	10,902	7	18	42	7,300	5	17	44
District of Columbia.....	3,797	1	9	30	1,639	1	7	26	1,220	1	2	19	583	12	21	41	355	7	21	42
First circuit.....	2,242	1	10	29	1,261	1	9	25	557	1	7	24	176	6	17	38	249	8	17	38
Maine.....	140	1	6	17	55	1	3	11	13				48	4	8	18	24			
Massachusetts.....	1,186	2	11	27	727	3	11	25	267	1	7	23	24				118	9	19	37
New Hampshire.....	139	1	12	24	42	1	7	22	32	1	8	26	30	5	13	23	35	6	14	25
Rhode Island.....	205	2	15	106	139	2	16	107	29	1	5	12					37	10	18	55
Puerto Rico.....	622	1	5	28	298	1	2	13	216	1	9	20	73	9	20	39	35	9	21	39
Second circuit.....	7,715	2	18	44	4,852	2	15	36	1,133	1	12	44	925	14	34	57	805	7	26	57
Connecticut.....	464	1	11	43	131	1	12	32	207	1	3	27	73	17	32	52	53	1	27	47
New York:																				
Northern.....	333	2	21	59	219	2	23	59	38	1	13	40	21				55	5	20	64
Eastern.....	1,536	1	12	32	1,098	1	12	31	186	2	11	20	77	7	21	41	175	6	20	42
Southern.....	4,813	3	22	47	3,123	3	17	36	686	2	21	60	709	17	36	59	395	15	35	61
Western.....	258	1	14	39	121	1	8	32	62	1	12	42	45	10	21	47	30	1	19	68
Vermont.....	311	5	11	19	160	5	10	17	54	2	10	20					97	7	13	21
Third circuit.....	7,955	2	21	51	4,181	2	18	54	1,767	1	7	37	1,255	17	36	50	752	10	35	59
Delaware.....	179	2	13	48	80	2	10	40	70	1	15	54	12				17			
New Jersey.....	1,219	1	13	34	506	1	7	18	274	1	6	21	327	16	26	41	112	14	29	46
Pennsylvania:																				
Eastern.....	4,130	3	32	61	2,636	4	28	62	628	1	17	46	488	33	43	59	378	20	41	71
Middle.....	464	1	16	34	186	1	7	26	63	1	9	19	163	11	24	38	52	11	23	35
Western.....	1,221	1	13	39	642	1	8	26	261	1	5	22	263	13	35	42	155	6	36	44
Virgin Islands.....	742	1	6	31	231	2	12	52	471	1	4	19	2				38	1	10	38
Fourth circuit.....	4,531	1	8	25	2,145	1	7	20	1,101	1	4	20	736	6	14	33	549	6	14	40
Maryland.....	993	1	11	31	582	1	9	25	200	1	4	24	131	15	22	47	80	1	20	46
North Carolina:																				
Eastern.....	234	1	7	25	107	1	5	12	49	1	3	20	41	4	11	25	37	10	20	31
Middle.....	166	1	6	20	51	1	3	18	43	1	3	17	42	6	15	30	20			
Western.....	248	1	5	25	73	1	3	13	82	1	1	12	58	6	13	29	35	5	13	30
South Carolina.....	899	2	9	19	503	2	8	18	230	3	8	20	55	8	12	23	111	6	12	20
Virginia:																				
Eastern.....	1,176	1	8	19	509	1	7	15	248	1	1	16	254	7	11	20	165	6	12	31
Western.....	299	1	6	18	149	1	7	14	84	1	2	15	34	1	10	26	32	5	9	32
West Virginia:																				
Northern.....	137	2	16	48	65	1	10	38	28	2	5	26	32	10	29	58	12			
Southern.....	369	2	10	42	106	1	7	23	137	2	6	23	89	5	16	37	57	7	31	98
Fifth circuit.....	15,032	1	8	26	5,845	1	5	19	4,288	1	5	22	2,926	6	14	34	1,973	4	13	37
Alabama:																				
Northern.....	707	2	8	17	81	1	3	10	254	1	6	16	124	6	11	23	248	5	9	17
Middle.....	224	1	5	10	57	1	3	7	57	1	3	6	65	3	5	13	45	3	6	12
Southern.....	409	2	11	29	190	1	6	18	71	1	9	33	109	11	16	31	49	6	20	37
Florida:																				
Northern.....	154	1	6	18	51	1	4	11	54	1	6	15	23				26	2	10	44
Middle.....	1,231	1	6	23	720	1	4	20	353	1	6	18	39	9	17	41	119	6	18	34
Southern.....	1,341	1	7	18	336	1	3	10	581	1	5	15	275	6	13	22	149	7	14	26
Georgia:																				
Northern.....	686	1	10	26	247	1	7	17	209	1	7	20	99	13	20	34	131	3	17	36
Middle.....	236	2	5	16	95	2	5	15	44	1	5	18	38	3	8	17	59	2	5	14
Southern.....	280	1	11	29	155	1	9	30	80	1	10	24					45	6	17	29
Louisiana:																				
Eastern.....	3,829	2	10	35	1,220	1	5	20	1,108	1	7	29	1,022	7	17	43	279	8	27	64
Western.....	877	1	9	39	459	1	4	30	175	2	9	43	135	12	21	41	108	2	22	37
Mississippi:																				
Northern.....	309	2	10	31	143	1	6	19	38	1	3	26	35	6	16	46	88	5	13	39
Southern.....	481	1	6	17	289	1	5	14	77	1	6	19	44	4	9	19	71	3	9	18
Texas:																				
Northern.....	1,062	1	7	19	393	1	4	14	221	1	3	15	300	4	9	21	148	4	12	31
Eastern.....	625	2	10	23	231	1	6	17	117	1	7	20	188	6	13	25	89	7	13	26
Southern.....	1,544	1	10	28	684	1	7	22	284	1	3	31	414	7	14	28	162	5	17	46
Western.....	914	1	3	14	385	1	4	14	427	1	1	8	14				88	3	8	26
Canal Zone.....	323	1	3	13	114	1	7	16	138	1	1	7	2				69	2	9	14

TABLE C 5.—United States district courts. Time interval from filing to disposition of civil cases terminated during the fiscal year ended June 30, 1970, by district and method of disposition. (Excludes land condemnation cases, habeas corpus cases, deportation reviews and motions to vacate sentence. Intervals shown are for the median time and for the range of the middle 80 percent of the cases.)—Continued

Circuit and district	Total cases				No court action				Court action											
	Number of cases	Time interval in months ¹			Number of cases	Time interval in months ¹			Before pretrial				During or after pretrial				Trial			
		10 per cent less than	Median	10 per cent more than		10 per cent less than	Median	10 per cent more than	Number of cases	Time interval in months ¹			Number of cases	Time interval in months ¹			Number of cases	Time interval in months ¹		
										10 per cent less than	Median	10 per cent more than		10 per cent less than	Median	10 per cent more than		10 per cent less than	Median	10 per cent more than
Sixth circuit.....	5,835	1	8	30	1,935	1	6	23	2,101	1	3	20	1,214	7	20	39	585	4	16	43
Kentucky:																				
Eastern.....	357	1	11	45	139	1	12	33	181	1	9	48	4				33	1	23	60
Western.....	399	1	6	19	131	1	4	15	133	1	2	9	104	6	12	24	31	2	15	53
Michigan:																				
Eastern.....	1,780	1	4	33	395	1	6	19	841	1	2	8	462	10	23	45	82	7	28	57
Western.....	320	1	12	27	127	1	5	14	31	1	9	25	109	9	18	29	63	6	18	30
Ohio:																				
Northern.....	1,220	1	12	32	420	1	6	24	367	1	6	23	330	12	25	38	103	3	24	38
Southern.....	668	1	9	35	310	1	7	26	261	1	6	29	49	15	23	43	48	6	23	56
Tennessee:																				
Eastern.....	578	1	6	13	161	1	4	10	149	1	5	14	148	5	8	13	120	4	7	15
Middle.....	159	1	11	43	87	1	12	43	49	1	6	35					23			
Western.....	354	1	9	24	165	1	6	20	89	1	7	24	8				92	6	15	25
Seventh circuit.....	4,450	1	8	25	1,906	1	5	16	924	1	4	20	1,190	5	14	30	431	6	19	41
Illinois:																				
Northern.....	2,071	1	7	24	504	1	4	13	478	1	3	17	587	5	11	25	202	6	20	45
Eastern.....	258	2	10	26	100	1	6	19	47	2	6	24	79	7	14	28	32	8	16	24
Southern.....	281	1	9	27	159	1	7	23	30	1	6	14	60	7	14	30	32	1	18	39
Indiana:																				
Northern.....	545	1	13	28	229	1	7	20	103	1	9	23	160	11	20	34	53	10	19	31
Southern.....	721	2	7	24	371	1	5	15	117	1	6	20	162	5	12	31	71	4	12	36
Wisconsin:																				
Eastern.....	403	1	8	30	174	1	4	13	93	1	5	21	104	6	18	36	32	10	22	48
Western.....	171	1	6	21	68	1	6	8	56	1	3	10	38	8	16	26	9			
Eighth circuit.....	3,314	1	8	25	1,667	1	6	20	704	1	6	23	455	5	13	32	438	5	13	30
Arkansas:																				
Eastern.....	310	1	7	18	174	1	6	16	66	1	4	13	22				58	5	12	21
Western.....	239	2	7	20	94	1	6	15	50	1	5	17	55	4	11	26	40	4	11	24
Iowa:																				
Northern.....	144	2	7	23	63	1	4	10	34	2	8	18	27	5	11	27	20			
Southern.....	203	2	11	27	83	1	4	17	27	1	6	15	47	10	19	33	46	2	15	28
Minnesota:																				
.....	355	2	8	22	349	1	6	20	186	1	4	23	207	5	11	22	113	4	11	22
Missouri:																				
Eastern.....	489	1	6	17	233	1	5	12	121	1	5	17	6				79	3	10	22
Western.....	537	1	7	33	299	1	5	23	127	1	5	17	72	8	19	50	39	7	17	38
Nebraska:																				
.....	302	2	15	33	178	2	13	26	75	2	13	29	1				48	9	24	46
North Dakota:																				
.....	112	1	8	32	61	1	4	23	17				18				18			
South Dakota:																				
.....	123	1	9	31	83	1	6	19	11								29	3	12	31
Ninth circuit.....	7,084	1	9	30	4,088	1	7	25	1,459	1	6	29	833	8	16	38	694	4	16	44
Alaska.....	239	1	11	31	134	1	10	30	64	1	5	25	25	9	25	37	16			
Arizona.....	635	1	7	34	251	1	7	28	277	1	5	24	50	7	18	50	57	5	21	53
California:																				
Northern.....	1,622	2	14	38	1,051	2	11	30	342	1	14	42	125	19	31	53	104	3	28	61
Eastern.....	347	2	9	38	244	2	8	35	87	2	9	34	19				17			
Central.....	1,709	1	7	25	1,188	1	6	21	182	1	8	41	167	8	15	34	182	1	14	38
Southern.....	144	1	7	29	113	1	8	29	26	1	4	14	4				1			
Hawaii.....	144	1	13	34	99	1	10	28	26	1	13	23	4				15			
Idaho.....	190	2	9	23	109	1	5	19	44	3	10	23	14				23			
Montana.....	207	2	9	26	73	1	5	19	42	1	7	19	66	6	13	29	26	5	14	27
Nevada.....	199	1	10	40	85	1	7	21	58	1	2	17	28	12	22	42	28	5	31	54
Oregon.....	682	1	8	16	281	1	4	11	86	1	2	6	204	7	11	18	111	6	13	24
Washington:																				
Eastern.....	181	2	7	18	89	2	6	12	44	1	5	12	20				28	6	12	25
Western.....	679	1	10	22	300	1	8	20	200	1	4	18	102	7	13	31	77	8	14	21
Guam.....	106	1	5	14	71	1	4	12	11				15				9			
Tenth circuit.....	2,616	1	7	23	1,049	1	4	17	638	1	4	19	610	5	12	28	419	5	12	32
Colorado.....	516	1	8	23	162	1	4	15	134	1	5	19	131	6	14	25	89	4	13	28
Kansas.....	523	2	12	33	256	2	9	24	118	1	8	33	74	13	20	34	75	7	24	40
New Mexico.....	334	1	7	19	114	1	4	11	90	1	3	13	67	6	12	21	63	5	11	30
Oklahoma:																				
Northern.....	261	1	6	23	124	1	4	16	33	1	2	13	75	4	10	27	29	5	10	30
Eastern.....	123	1	7	13	40	1	4	9	23				22				38	3	10	15
Western.....	496	1	5	16	180	1	3	7	88	1	4	8	162	4	8	18	66	5	10	28
Utah.....	248	1	8	21	123	1	5	13	27	1	3	6	61	8	13	24	37	8	13	29
Wyoming.....	115	1	5	14	50	1	4	8	25	1	4	11	18				22			

¹ Time interval computed only where there are 25 or more cases.

TABLE C5.—U.S. district courts. Time interval from filing to disposition of civil cases terminated during the fiscal year ending June 30, 1971 by district and method of disposition. (Excludes land condemnation, habeas corpus cases, deportation reviews, and motions to vacate sentence. Intervals shown are for the median time and for the range of the middle 80 percent of the cases.)

Circuit and district	Total cases			No court action			Court action													
	Number of cases	Time interval in months ¹			Number of cases	Time interval in months ¹			Before pretrial			During or after pretrial			Trial					
		10 percent less than	Median	10 percent more than		10 percent less than	Median	10 percent more than	Number of cases	Time interval in months ¹			Number of cases	Time interval in months ¹			Number of cases	Time interval in months ¹		
										10 percent less than	Median	10 percent more than		10 percent less than	Median	10 percent more than		10 percent less than	Median	10 percent more than
Total all districts.....	70,320	1	9	33	33,361	1	7	28	18,727	1	6	25	10,886	7	17	41	7,346	5	16	43
District of Columbia.....	3,871	1	9	26	1,614	1	8	25	1,768	1	7	20	432	11	20	39	167	7	19	36
First Circuit.....	2,903	1	9	28	1,798	1	7	22	633	2	10	32	188	4	17	40	184	5	17	40
Maine.....	188	2	6	17	64	1	4	9	32	1	5	12	59	2	10	20	31	5	8	22
Massachusetts.....	1,561	4	10	26	1,219	4	9	23	267	2	12	30	9	-----	-----	-----	78	6	18	35
New Hampshire.....	115	1	10	26	25	1	3	16	26	1	2	18	41	7	14	26	23	-----	-----	-----
Rhode Island.....	188	1	9	29	124	1	7	24	38	1	6	20	-----	-----	-----	24	-----	-----	-----	
Puerto Rico.....	755	1	7	37	366	1	2	15	280	2	10	39	79	12	30	44	30	4	27	48
Second Circuit.....	7,194	2	14	46	4,249	2	12	30	1,575	1	9	38	773	12	34	65	697	7	26	67
Connecticut.....	522	1	13	40	121	2	13	33	231	1	4	29	105	13	26	46	65	2	20	48
New York:																				
Northern.....	213	2	11	39	135	2	11	35	45	1	8	36	12	-----	-----	-----	21	-----	-----	-----
Eastern.....	1,101	1	9	30	705	1	7	26	173	1	6	24	106	5	12	33	117	6	17	44
Southern.....	4,690	2	17	51	2,692	3	15	41	944	2	11	50	487	18	41	70	267	12	42	72
Western.....	349	1	13	47	147	1	8	28	104	1	9	41	59	12	23	67	39	7	28	75
Vermont.....	319	2	9	24	149	4	9	19	78	1	7	26	4	-----	-----	-----	88	7	12	22
Third circuit.....	8,181	2	16	41	4,169	2	15	38	1,871	1	6	30	1,288	13	32	48	853	3	28	46
Delaware.....	189	1	13	38	81	1	6	26	70	1	17	49	12	-----	-----	-----	26	5	31	55
New Jersey.....	1,519	1	12	35	629	1	7	21	412	1	3	19	459	12	23	42	110	6	27	48
Pennsylvania:																				
Eastern.....	3,553	2	21	45	2,508	3	20	42	662	1	8	37	204	20	43	115	279	11	33	51
Middle.....	466	1	12	30	298	1	7	23	105	1	6	22	117	9	21	37	36	11	28	38
Western.....	1,646	1	24	41	629	1	10	35	254	1	5	28	494	27	36	44	269	2	31	44
Virgin Islands.....	808	1	6	24	214	1	9	31	468	1	5	21	2	-----	-----	-----	124	2	7	20
Fourth circuit.....	5,228	1	9	28	2,370	1	8	21	1,393	1	6	25	897	7	15	35	558	7	15	37
Maryland.....	1,065	1	12	35	526	2	11	30	341	1	5	32	106	15	25	57	92	10	21	49
North Carolina:																				
Eastern.....	315	1	9	23	133	1	6	20	85	1	5	22	72	6	13	26	25	9	15	27
Middle.....	231	1	9	29	65	1	5	11	70	1	6	13	66	9	17	32	30	2	22	43
Western.....	306	1	11	28	97	1	5	17	57	1	1	29	101	8	15	30	61	8	16	29
South Carolina.....	1,941	2	10	22	888	2	9	19	292	1	10	24	32	7	16	27	129	7	12	26
Virginia:																				
Eastern.....	1,362	1	8	20	599	1	6	15	272	1	2	12	319	7	15	21	172	6	14	35
Western.....	366	1	7	22	154	1	6	17	91	1	3	18	79	5	12	26	42	2	12	31
West Virginia:																				
Northern.....	120	2	14	47	59	1	8	29	34	2	10	31	21	-----	-----	-----	6	-----	-----	-----
Southern.....	422	2	11	36	149	1	10	30	151	1	8	31	101	8	18	49	21	-----	-----	-----
Fifth circuit.....	16,634	1	8	25	7,133	1	6	20	4,688	1	5	20	2,817	6	14	32	2,091	5	13	33
Alabama:																				
Northern.....	794	2	8	20	101	1	5	18	290	1	5	16	117	7	12	36	286	4	9	18
Middle.....	260	1	6	12	57	1	3	7	63	1	3	11	81	3	7	12	65	3	6	17
Southern.....	484	2	11	30	178	1	6	17	126	2	7	19	115	11	21	36	67	6	19	32
Florida:																				
Northern.....	244	1	6	20	95	1	4	10	81	1	7	18	35	6	8	32	33	1	12	28
Middle.....	1,410	1	5	25	668	1	5	24	537	1	4	20	81	9	17	35	104	8	19	43
Southern.....	1,618	1	7	19	366	1	3	10	868	1	6	17	204	6	12	28	160	6	14	29
Georgia:																				
Northern.....	857	1	10	26	331	1	6	18	294	1	8	27	82	8	18	29	160	2	17	29
Middle.....	305	1	7	19	145	1	5	18	56	1	7	13	40	4	15	33	64	2	9	19
Southern.....	354	1	11	36	226	2	11	33	75	1	5	28	1	-----	-----	-----	52	6	21	42
Louisiana:																				
Eastern.....	3,489	2	9	30	1,736	1	7	19	627	1	7	27	825	7	14	37	301	8	23	38
Western.....	979	1	12	40	505	1	6	39	224	2	11	42	156	13	23	39	94	8	24	44
Mississippi:																				
Northern.....	290	1	7	17	133	1	5	12	47	1	6	16	29	6	10	21	81	2	9	21
Southern.....	577	2	7	20	307	1	5	15	110	2	8	20	66	4	9	16	94	3	11	26
Texas:																				
Northern.....	1,263	1	7	19	524	1	5	15	209	1	3	16	373	4	9	21	157	5	12	23
Eastern.....	694	2	8	19	287	1	6	14	129	1	7	18	204	6	10	20	74	5	12	28
Southern.....	1,365	2	10	27	838	2	8	22	303	1	3	20	380	9	16	34	144	6	20	45
Western.....	1,003	1	4	15	499	1	6	15	371	1	1	9	23	-----	-----	-----	110	3	10	21
Canal Zone.....	342	1	4	21	124	1	6	21	158	1	1	10	5	-----	-----	-----	55	6	9	21

TABLE C5.—U.S. district courts. Time interval from filing to disposition of civil cases terminated during the fiscal year ending June 30, 1971 by district and method of disposition. (Excludes land condemnation, habeas corpus cases, deportation reviews, and motions of vacate sentence. Intervals shown are for the median time and for the range of the middle 80 percent of the cases.)—Continued

Circuit and district	Total cases			No court action			Court action													
	Number of cases	Time interval in months ¹			Number of cases	Time interval in months ¹			Before pretrial			During or after pretrial			Trial					
		10 per cent less than	Median	10 per cent more than		10 per cent less than	Median	10 per cent more than	Number of cases	Time interval in months ¹			Number of cases	Time interval in months ¹			Number of cases	Time interval in months ¹		
										10 per cent less than	Median	10 per cent more than		10 per cent less than	Median	10 per cent more than		10 per cent less than	Median	10 per cent more than
Sixth Circuit.....	5,966	1	9	35	2,380	1	7	27	1,798	1	5	26	1,138	7	20	46	640	4	16	47
Kentucky:																				
Eastern.....	378	1	14	47	157	2	13	31	173	1	11	32	17				31	1	23	48
Western.....	423	1	8	28	174	1	5	17	136	1	3	15	94	8	20	50	24			
Michigan:																				
Eastern.....	1,360	1	11	43	456	1	5	17	325	1	3	20	468	9	25	52	111	14	35	60
Western.....	313	1	9	27	123	1	5	16	54	1	4	19	96	6	18	31	40	4	17	31
Ohio:																				
Northern.....	1,178	1	9	31	435	1	7	26	450	1	5	24	228	13	24	43	63	1	19	49
Southern.....	742	1	9	30	241	2	8	35	297	1	5	26	43	9	28	47	61	1	28	61
Tennessee:																				
Eastern.....	706	2	7	16	206	1	5	11	158	1	6	14	179	5	8	17	163	4	7	17
Middle.....	385	1	17	53	212	1	19	55	118	1	10	47	9				46	4	24	53
Western.....	468	1	8	23	270	1	6	18	87	1	6	30	4				101	4	15	25
Seventh Circuit.....	5,191	1	7	25	2,245	1	5	18	1,310	1	4	17	1,188	6	14	30	448	5	17	37
Illinois:																				
Northern.....	2,578	1	5	22	1,013	1	4	14	761	1	3	14	600	5	12	27	204	3	18	35
Eastern.....	269	1	9	20	122	1	5	16	34	1	7	15	78	8	13	25	35	6	13	26
Southern.....	319	1	8	27	168	1	6	31	48	2	4	17	69	5	11	21	34	2	13	38
Indiana:																				
Northern.....	533	1	12	27	247	1	7	21	104	1	8	21	123	12	20	34	59	3	19	34
Southern.....	790	2	8	26	372	1	6	19	192	1	6	23	161	7	14	31	75	6	14	31
Wisconsin:																				
Eastern.....	498	1	7	31	243	1	5	21	121	1	4	16	101	10	20	47	33	9	25	61
Western.....	204	1	6	24	80	1	4	16	80	1	4	13	36	13	22	30	8			
Eighth Circuit.....	4,081	1	8	24	1,937	1	6	19	1,002	1	5	21	523	6	12	28	619	5	15	32
Arkansas:																				
Eastern.....	393	2	10	23	176	1	7	18	62	1	7	25	75	6	12	25	60	2	14	25
Western.....	275	2	8	19	118	1	5	14	36	1	9	21	59	5	10	20	62	4	12	2
Iowa:																				
Northern.....	202	1	8	21	97	1	6	18	49	1	5	14	30	8	13	28	28	9	16	30
Southern.....	267	1	9	26	134	1	5	19	33	1	6	19	51	9	19	32	39	5	14	28
Minnesota.....	859	2	7	21	316	1	5	13	207	1	4	18	223	5	11	24	113	5	12	31
Missouri:																				
Eastern.....	686	1	5	15	398	1	5	11	194	1	4	12	10				84	3	14	23
Western.....	680	1	7	25	268	1	5	25	237	1	4	15	69	6	16	38	86	6	12	24
Nebraska.....	403	2	15	37	209	1	11	31	117	2	14	37	3				74	15	23	41
North Dakota.....	145	1	6	25	95	1	4	22	31	1	8	20	3				16			
South Dakota.....	181	2	14	29	126	2	12	28	16								39	7	19	26
Ninth Circuit.....	8,064	1	9	32	4,255	1	7	20	2,185	1	6	30	921	8	16	40	733	6	18	48
Alaska.....	222	1	12	36	75	1	8	31	118	2	12	36	6				23			
Arizona.....	637	1	6	26	229	1	7	27	318	1	5	17	39	13	24	45	51	5	22	49
California:																				
Northern.....	1,988	2	13	41	991	1	10	32	632	1	9	45	221	14	27	45	144	6	30	59
Eastern.....	326	2	11	38	204	1	8	32	73	1	10	26	21				28	7	25	55
Central.....	2,032	1	6	25	1,447	1	5	21	245	2	5	33	174	7	15	32	166	3	16	47
Southern.....	368	1	9	29	280	1	9	29	69	1	7	25	1				18			
Hawaii.....	160	2	12	33	127	2	11	33	25	2	10	24	4				4			
Idaho.....	180	2	9	34	90	2	7	18	46	3	10	30	18				28	8	15	54
Montana.....	228	2	11	32	65	2	5	21	43	1	6	27	84	7	15	39	34	8	18	31
Nevada.....	249	1	8	31	84	1	9	21	98	1	1	10	46	9	22	38	21			
Oregon.....	717	1	8	17	304	1	4	18	78	1	2	8	213	7	11	18	122	6	11	24
Washington:																				
Eastern.....	162	1	7	20	62	1	6	18	61	1	4	12	17				22			
Western.....	726	1	8	23	240	2	9	21	368	1	4	20	59	7	13	27	59	10	16	26
Guam.....	101	1	11	21	57	1	8	17	11				18				15			
Tenth Circuit.....	3,087	1	7	21	1,306	1	4	13	614	1	4	15	721	5	11	24	446	4	14	33
Colorado.....	698	2	8	24	306	1	5	12	115	2	6	18	163	7	15	26	114	4	18	33
Kansas.....	545	1	9	31	306	1	6	21	99	1	7	21	85	12	20	38	55	12	25	59
New Mexico.....	404	1	9	19	124	1	4	13	129	1	6	14	62	7	14	22	89	6	13	22
Oklahoma:																				
Northern.....	279	1	5	15	124	1	3	7	39	1	4	14	83	2	7	17	33	2	12	32
Eastern.....	151	1	7	14	48	1	3	7	22				47	5	9	13	34	7	11	22
Western.....	635	1	4	13	236	1	2	7	150	1	3	7	176	3	7	15	73	3	9	23
Utah.....	283	1	6	17	127	1	3	11	40	1	2	13	83	7	11	18	33	1	12	28
Wyoming.....	92	1	6	15	35	1	2	10	20				22				15			

¹ Time interval computed only where there are 25 or more cases.

TABLE C 5.—U.S. district courts. Time interval from filing to disposition of civil cases terminated during the fiscal year ending June 30, 1972, by district and method of disposition. (Excludes land condemnation, habeas corpus cases, deportation reviews and motions to vacate sentence. Intervals shown are for the median time and for the range of the middle 80 percent of the cases.)

Circuit and district	Total cases			No court action			Court action													
	Number of cases	Time interval in months †		Number of cases	Time interval in months †		Before pretrial			During or after pretrial			Trial							
		10 percent less than	Median		10 percent more than	10 percent less than	Median	10 percent more than	Number of cases	Time interval in months †		Number of cases	Time interval in months †		Number of cases	Time interval in months †				
										10 percent less than	Median		10 percent more than	10 percent less than		Median	10 percent more than	10 percent less than	Median	10 percent more than
Total all districts.....	78,092	1	9	33	37,107	1	8	30	20,349	1	6	26	12,618	7	17	40	8,018	6	16	43
District of Columbia.....	3,150	1	10	30	1,173	1	9	30	1,322	1	5	21	469	10	21	37	186	8	21	41
First circuit.....	3,799	1	10	29	2,589	1	10	21	798	2	13	37	199	6	20	48	213	8	20	39
Maine.....	179	1	8	19	72	1	5	14	25	1	7	15	60	4	10	20	22			
Massachusetts.....	2,128	2	11	24	1,722	3	11	21	841	1	10	30	6				59	13	23	37
New Hampshire.....	204	1	10	28	48	1	2	10	29	1	3	21	61	5	13	21	66	7	17	32
Rhode Island.....	243	2	9	29	127	1	7	22	81	3	11	31				35	8	16	35	
Puerto Rico.....	1,045	1	10	41	620	1	3	23	322	4	19	48	72	21	35	58	31	6	31	50
Second circuit.....	7,748	2	16	55	5,421	2	14	51	1,225	1	8	45	583	11	38	83	519	8	29	71
Connecticut.....	499	2	13	41	152	1	6	25	162	1	7	24	113	16	29	49	72	3	26	45
New York:																				
Northern.....	370	2	16	45	175	2	8	36	156	2	24	56	8				31	6	19	48
Eastern.....	1,220	1	9	34	872	1	7	31	147	1	6	23	109	7	17	43	92	7	22	48
Southern.....	5,054	2	19	63	3,938	2	18	55	590	1	7	53	274	21	59	108	252	17	41	81
Western.....	375	2	18	49	165	2	16	41	112	1	9	43	70	13	30	56	28	10	33	57
Vermont.....	280	2	11	24	119	2	11	23	58	1	9	20	9				44	5	14	28
Third circuit.....	8,482	2	14	40	4,292	2	13	38	2,174	1	6	33	1,195	12	24	42	821	7	26	51
Delaware.....	230	1	11	38	107	1	8	27	87	1	8	39	14				22			
New Jersey.....	1,597	1	10	36	613	1	6	18	495	1	6	27	354	13	22	45	135	9	27	55
Pennsylvania:																				
Eastern.....	3,358	3	20	45	2,210	3	19	44	632	1	10	42	259	11	24	52	257	12	38	55
Middle.....	489	2	13	31	206	1	9	28	107	1	8	20	116	12	20	36	60	8	17	34
Western.....	1,641	1	16	35	724	1	9	27	194	1	5	27	437	14	27	39	286	3	22	40
Virgin Islands.....	1,167	2	8	30	432	2	13	33	659	1	5	22	15				61	7	21	37
Fourth circuit.....	6,021	1	10	31	2,600	1	7	22	1,487	1	7	28	1,277	7	15	40	657	6	15	40
Maryland.....	1,445	1	14	40	719	1	11	31	418	1	6	37	204	14	25	66	101	10	22	53
North Carolina:																				
Eastern.....	318	2	11	33	130	1	8	24	87	1	7	26	63	7	15	45	38	9	19	37
Middle.....	176	1	9	29	47	1	3	16	46	1	5	17	58	6	13	24	25	7	19	58
Western.....	372	1	11	37	93	1	4	16	75	1	3	25	151	9	19	40	53	7	17	31
South Carolina.....	1,160	3	9	20	593	2	3	17	295	3	9	20	131	6	10	20	141	6	12	25
Virginia:																				
Eastern.....	1,586	1	8	18	692	1	6	16	280	1	3	13	412	6	11	20	202	6	13	36
Western.....	377	1	7	28	146	1	6	18	101	1	5	28	85	5	13	34	42	1	11	32
West Virginia:																				
Northern.....	142	3	18	50	66	1	9	29	22				37	9	38	57	17			
Southern.....	445	1	14	39	114	1	8	23	163	1	17	35	133	7	18	44	35	4	15	63
Fifth circuit.....	18,893	1	8	25	7,581	1	6	19	5,268	1	5	21	3,544	6	14	32	2,500	5	13	32
Alabama:																				
Northern.....	1,011	2	8	20	115	1	6	19	367	1	5	17	168	6	12	27	361	4	9	18
Middle.....	336	1	4	9	113	1	2	5	81	1	3	8	71	3	5	9	73	2	6	17
Southern.....	575	2	12	29	164	1	5	15	189	2	10	24	156	8	20	53	66	7	20	35
Florida:																				
Northern.....	283	1	5	14	124	1	4	8	111	1	5	19	22				26	4	9	13
Middle.....	1,378	1	5	20	640	1	3	16	536	1	4	18	95	11	18	31	107	7	16	34
Southern.....	1,987	1	5	19	372	1	3	8	1,079	1	5	16	257	4	9	20	279	5	11	32
Georgia:																				
Northern.....	1,095	1	9	24	371	1	5	17	394	1	7	22	146	8	13	33	184	4	14	28
Middle.....	330	2	7	18	165	2	6	18	59	1	5	17	59	5	11	20	47	2	9	22
Southern.....	338	1	12	29	219	2	11	26	60	1	8	21					59	3	21	36
Louisiana:																				
Eastern.....	3,765	1	11	31	1,825	1	8	23	708	1	6	28	926	8	18	39	306	10	20	46
Middle.....	264	1	11	28	78	1	3	13	121	1	10	25	45	12	22	32	20			
Western.....	932	1	11	31	490	1	6	25	176	2	13	31	154	9	21	34	112	6	21	42
Mississippi:																				
Northern.....	303	2	9	21	182	2	8	19	88	1	7	23	20				75	5	14	22
Southern.....	624	1	7	21	313	1	6	14	155	1	7	29	64	6	12	21	92	5	12	26
Texas:																				
Northern.....	1,385	1	7	19	571	1	5	13	215	1	2	14	399	4	10	24	200	5	12	28
Eastern.....	856	2	10	19	364	2	7	16	120	1	5	17	276	7	12	21	96	7	14	25
Southern.....	2,068	2	11	26	869	1	7	20	329	1	4	19	666	7	15	29	204	7	17	36
Western.....	936	1	5	17	452	1	6	16	349	1	1	14	16				119	3	10	25
Canada.....	365	1	4	14	154	1	5	20	133	1	1	6	4				74	5	8	14

TABLE C 5.—U.S. district courts. Time interval from filing to disposition of civil cases terminated during the fiscal year ending June 30, 1972, by district and method of disposition. (Excludes land condemnation, habeas corpus cases, deportation reviews and motions to vacate sentence. Intervals shown are for the median time and for the range of the middle 80 percent of the cases.)—Continued

Circuit and district	Total cases			No court action			Court action													
	Number of cases	Time interval in months ¹		Number of cases	Time interval in months ¹		Before pretrial			During or after pretrial			Trial							
		10 percent less than	Median		10 percent more than	10 percent less than	Median	10 percent more than	Number of cases	Time interval in months ¹		Number of cases	Time interval in months ¹		Number of cases	Time interval in months ¹				
										10 percent less than	Median		10 percent more than	10 percent less than		Median	10 percent more than			
Sixth circuit.....	7,408	1	10	38	2,768	1	7	31	2,065	1	6	28	1,850	6	20	44	725	5	20	48
Kentucky:																				
Eastern.....	343	1	13	54	141	1	18	30	176	1	12	56	4				22			
Western.....	435	1	10	29	145	1	5	22	117	1	5	22	136	10	18	35	38	10	18	22
Michigan:																				
Eastern.....	1,945	1	11	43	503	1	5	18	479	1	3	20	790	7	23	50	173	10	32	61
Western.....	351	1	8	28	154	1	5	16	61	1	5	18	113	5	18	32	23			
Ohio:																				
Northern.....	1,687	2	12	37	562	1	8	31	482	1	7	28	557	8	22	42	106	3	24	46
Southern.....	1,083	2	13	48	599	2	13	47	345	1	10	39	62	11	27	47	77	3	30	54
Tennessee:																				
Eastern.....	702	2	6	16	201	1	5	11	178	1	6	16	194	5	8	17	129	4	8	20
Middle.....	394	1	7	37	187	1	6	36	135	1	4	35	4				68	5	12	38
Western.....	497	1	9	23	276	1	7	19	92	1	5	19	10				89	8	17	31
Seventh circuit.....	5,331	1	8	26	2,346	1	5	18	1,351	1	6	23	1,177	6	16	30	457	6	19	44
Illinois:																				
Northern.....	2,553	1	6	22	1,217	1	4	14	588	1	5	18	502	4	12	27	246	6	18	44
Eastern.....	288	1	9	21	145	1	6	15	51	1	5	17	70	10	15	24	22			
Southern.....	348	1	8	28	166	1	7	30	81	1	6	22	70	4	8	25	31	2	13	40
Indiana:																				
Northern.....	646	1	12	27	258	1	7	19	140	1	3	21	186	9	19	30	62	13	22	42
Southern.....	807	2	9	26	292	1	5	14	291	2	10	28	175	7	15	29	49	5	15	37
Wisconsin:																				
Eastern.....	472	1	12	35	203	1	6	31	118	1	7	21	125	11	23	40	31	8	24	53
Western.....	217	2	14	32	65	1	4	26	87	1	9	25	49	16	28	43	16			
Eighth circuit.....	4,439	1	7	22	2,093	1	6	19	1,272	1	5	18	461	6	13	31	613	5	13	33
Arkansas:																				
Eastern.....	434	1	10	26	206	1	7	25	86	1	7	21	62	7	13	26	80	7	15	40
Western.....	279	2	8	22	98	1	5	15	55	1	6	20	63	4	12	40	63	4	10	22
Iowa:																				
Northern.....	177	1	6	19	93	1	4	11	41	2	6	16	20				23			
Southern.....	237	2	10	29	180	1	6	21	48	1	5	19	31	12	22	38	23	5	25	46
Minnesota:																				
Northern.....	1,011	1	7	19	402	1	6	17	290	1	3	14	200	6	13	27	119	6	12	25
Missouri:																				
Eastern.....	797	1	5	15	425	1	5	11	230	1	4	14	8				134	2	10	23
Western.....	646	1	5	19	191	1	2	10	338	1	5	16	61	6	14	30	56	7	15	33
Nebraska:																				
Northern.....	531	2	13	32	312	1	10	28	144	1	13	31	6				69	10	23	44
South Dakota.....	151	1	8	26	100	1	4	19	25	1	9	52	10				16			
South Dakota:																				
Northern.....	178	2	9	24	135	2	9	20	15								25	5	13	42
Ninth circuit.....	9,369	1	9	31	4,802	1	7	29	2,675	1	6	27	1,097	8	17	39	795	8	20	48
Alaska.....	247	1	11	34	98	1	10	31	124	1	8	34	14				11			
Arizona.....	699	1	7	29	286	1	8	24	241	1	5	28	38	11	27	53	34	10	26	71
California:																				
Northern.....	2,431	2	13	40	1,207	1	11	32	662	2	10	36	363	11	23	47	199	13	34	62
Eastern.....	347	2	8	35	185	1	6	33	114	2	7	33	27	8	17	43	21			
Central.....	2,283	1	7	25	1,485	1	5	19	891	1	6	28	266	8	17	33	141	6	19	48
Southern.....	459	1	8	37	207	1	8	38	114	1	4	20	10				38	9	24	49
Hawaii.....	172	1	12	37	121	2	12	36	41	1	7	39					10			
Idaho.....	170	2	10	26	81	1	5	18	49	3	10	32	15				25	9	15	32
Montana.....	303	1	9	27	86	1	4	14	62	1	3	15	118	6	13	29	37	5	19	37
Nevada.....	255	1	9	29	127	1	9	32	87	1	5	17	26	10	14	34	15			
Oregon.....	765	1	8	17	416	2	6	14	142	1	2	13	94	6	11	20	113	7	11	26
Washington:																				
Eastern.....	232	1	6	20	83	1	5	15	96	1	2	12	14				39	6	12	26
Western.....	835	1	10	23	246	1	9	23	429	1	6	22	75	9	15	34	85	10	15	28
Guam.....	171	2	12	30	84	1	8	21	23				37	11	18	31	27	8	16	30
Tenth circuit.....	3,452	1	7	21	1,442	1	4	13	712	1	4	15	766	5	12	28	532	5	13	30
Colorado.....	802	1	9	22	312	1	4	12	165	1	7	20	159	7	15	24	166	4	16	27
Kansas.....	704	2	11	35	369	2	7	20	124	1	7	21	130	13	23	43	81	11	25	49
New Mexico.....	448	1	6	15	132	1	4	10	117	1	2	10	111	5	9	20	88	4	9	19
Oklahoma:																				
Northern.....	308	2	6	18	140	1	4	11	50	1	4	14	68	4	12	23	41	5	11	22
Eastern.....	165	1	6	13	52	1	3	7	34	1	4	11	48	3	7	16	31	4	10	16
Western.....	613	1	4	12	236	1	2	6	150	1	2	7	123	3	7	14	64	3	11	21
Utah.....	293	1	8	21	140	1	5	13	89	1	2	11	79	8	14	28	35	7	16	30
Wyoming.....	119	1	6	14	52	1	2	11	33	1	5	13	8				26	6	9	15

¹ Time interval computed only where there are 25 or more cases.

* The Middle District of Louisiana was created by Public Law 92-203, approved Dec. 18, 1971. Data is presented for this new district for the entire fiscal year.

TABLE C-5.—U.S. district courts. Time interval from filing to disposition of civil cases terminated during the fiscal year ending June 30, 1973, by district and method of disposition. (Excludes land condemnation, habeas corpus cases, deportation reviews and motions to vacate sentence. Intervals shown are for the median time and for the range of the middle 80 percent of the cases.)

Circuit and district	Total cases			No court action			Court action													
	Number of cases	Time interval in months ¹		Number of cases	Time interval in months ¹		Before pretrial				During or after pretrial				Trial					
		10 percent less than	Median		10 percent more than	10 percent less than	Median	10 percent more than	Number of cases	Time interval in months ¹			Number of cases	Time interval in months ¹						
										10 percent less than	Median	10 percent more than		10 percent less than	Median	10 percent more than				
Total all districts.....	80,598	1	10	34	36,860	1	7	28	21,042	1	6	27	14,905	7	18	42	7,791	6	16	41
District of Columbia.....	2,792	1	10	33	785	1	8	27	1,276	1	6	24	549	10	20	44	182	7	20	44
First circuit.....	3,413	1	11	29	2,179	1	11	20	801	2	14	38	237	6	16	43	196	6	20	37
Maine.....	213	2	9	20	83	1	5	12	19				74	6	13	26	37	7	15	20
Massachusetts.....	1,706	3	12	23	1,410	3	12	19	247	1	12	31	8				41	5	24	79
New Hampshire.....	243	1	9	23	54	1	3	7	43	1	4	13	88	5	13	23	58	5	18	26
Rhode Island.....	294	2	11	33	104	1	9	33	160	3	11	29	1				29	3	20	58
Puerto Rico.....	977	1	10	40	528	1	4	27	332	4	18	48	66	18	35	56	31	9	29	42
Second circuit.....	10,684	3	21	50	5,900	2	18	48	1,188	1	11	43	2,968	8	29	51	608	7	28	68
Connecticut.....	605	2	16	51	181	1	8	33	265	2	15	50	94	13	31	53	64	2	28	59
New York:																				
Northern.....	341	1	21	44	139	1	18	39	163	1	22	63	7				32	6	32	45
Eastern.....	1,165	1	9	30	957	1	8	28	104	1	7	27	48	6	14	35	46	9	26	47
Southern.....	7,782	4	25	52	4,319	3	23	51	450	1	9	43	2,076	8	30	50	337	8	34	74
Western.....	416	2	15	46	150	2	9	33	113	1	7	31	126	12	27	82	27	14	26	59
Vermont.....	335	4	14	28	154	2	11	23	92	4	13	30	17				102	8	19	31
Third circuit.....	8,222	2	12	36	3,907	1	11	33	2,438	1	6	31	1,145	9	22	41	732	7	26	50
Delaware.....	228	1	11	35	107	1	10	26	85	1	10	38	10				26	4	19	41
New Jersey.....	1,448	1	10	35	628	1	8	20	460	1	6	28	279	13	24	40	81	12	33	59
Pennsylvania:																				
Eastern.....	3,260	2	17	40	1,880	2	16	36	673	1	11	37	420	7	21	42	277	8	32	57
Middle.....	655	1	11	33	288	1	9	29	171	1	5	21	118	6	16	36	78	10	22	39
Western.....	1,269	1	10	33	594	1	5	22	170	1	6	19	302	9	21	36	193	6	19	38
Virgin Islands.....	1,382	1	7	31	410	2	12	34	879	1	5	19	16				77	3	24	42
Fourth circuit.....	5,957	2	8	26	2,718	1	6	19	1,491	1	7	26	1,054	6	12	36	604	5	12	34
Maryland.....	1,305	2	11	35	616	1	9	28	400	1	9	30	171	8	20	53	118	8	22	43
North Carolina:																				
Eastern.....	269	1	10	24	114	1	8	20	59	1	5	17	53	8	15	29	33	9	19	33
Middle.....	171	2	9	35	54	1	5	17	43	1	8	23	54	7	12	35	20			
Western.....	315	1	7	19	110	1	3	8	60	1	3	16	91	5	11	22	54	5	12	25
South Carolina.....	1,450	2	8	18	767	2	7	15	346	2	8	20	172	5	10	21	165	5	9	21
Virginia:																				
Eastern.....	1,238	1	7	21	471	1	6	19	246	1	4	15	295	6	9	21	226	5	10	30
Western.....	407	2	8	22	199	1	6	17	102	1	6	21	74	7	14	36	32	2	14	30
West Virginia:																				
Northern.....	160	1	9	35	94	1	8	31	32	2	10	35	16				8			
Southern.....	662	2	8	33	293	1	6	11	203	2	12	34	128	9	20	46	38	7	17	41
Fifth circuit.....	18,841	1	8	26	7,585	1	5	18	5,272	1	5	23	3,710	6	15	33	2,274	5	13	34
Alabama:																				
Northern.....	939	2	8	20	131	1	6	14	373	1	5	18	159	6	12	23	276	5	10	23
Middle.....	326	1	5	12	60	1	3	6	90	1	2	10	141	3	6	10	75	3	7	35
Southern.....	532	2	9	23	126	1	4	12	150	2	6	19	192	7	20	32	64	5	10	37
Florida:																				
Northern.....	228	1	5	13	85	1	4	9	87	1	4	13	24				32	4	8	15
Middle.....	1,242	1	6	23	580	1	5	16	482	1	5	22	82	7	16	30	98	2	14	32
Southern.....	1,800	1	4	12	453	1	2	6	919	1	4	11	234	3	7	16	194	4	8	16
Georgia:																				
Northern.....	1,184	1	8	23	487	1	5	14	411	1	7	20	121	8	15	33	165	4	15	33
Middle.....	337	2	8	20	174	1	6	15	42	1	8	23	56	3	10	23	65	4	10	25
Southern.....	334	1	8	23	209	1	7	23	56	1	9	21	7				62	6	14	27
Louisiana:																				
Eastern.....	3,958	1	11	31	1,794	1	6	20	714	1	7	36	1,112	8	19	40	338	10	22	42
Middle.....	350	1	15	67	71	1	4	11	194	2	14	90	49	13	22	36	36	15	30	163
Western.....	1,228	1	12	34	631	1	6	26	307	3	15	36	159	9	21	35	131	6	21	40
Mississippi:																				
Northern.....	294	1	9	23	165	1	6	20	70	2	10	23	14				45	5	11	25
Southern.....	705	1	6	22	357	1	4	12	225	2	6	35	52	6	14	25	68	4	11	24
Texas:																				
Northern.....	1,414	1	7	21	675	1	5	15	223	1	4	14	315	4	10	31	196	7	14	31
Eastern.....	890	2	9	21	303	1	6	18	132	1	6	22	331	7	12	21	94	7	12	25
Southern.....	1,918	1	10	30	709	1	7	19	381	1	5	25	681	7	15	34	147	8	18	39
Western.....	829	1	5	16	440	1	5	14	282	1	2	13	18				89	3	8	18
Canal Zone.....	363	1	6	16	135	1	6	16	126	1	1	7	3				99	6	9	17

See footnote at end of table.

TABLE C-5.—U.S. district courts. Time interval from filing to disposition of civil cases terminated during the fiscal year ending June 30, 1973, by district and method of disposition. (Excludes land condemnation, habeas corpus cases, deportation reviews and motions to vacate sentence. Intervals shown are for the median time and for the range of the middle 80 percent of the cases.)—Continued

Circuit and district	Total cases			No court action			Court action													
	Number of cases	Time interval in months ¹			Number of cases	Time interval in months ¹			Before pretrial			During or after pretrial			Trial					
		10 percent less than	Median	10 percent more than		10 percent less than	Median	10 percent more than	Number of cases	Time interval in months ¹		Number of cases	Time interval in months ¹		Number of cases	Time interval in months ¹				
										10 percent less than	Median		10 percent more than	10 percent less than		Median	10 percent more than	10 percent less than	Median	10 percent more than
Sixth circuit.....	7,666	1	9	34	2,664	1	5	24	2,192	1	6	31	2,031	7	18	40	779	6	19	45
Kentucky:																				
Eastern.....	541	2	13	50	139	1	9	28	352	2	15	52	14				36	8	18	44
Western.....	574	2	10	32	205	1	5	18	128	1	6	17	176	8	16	38	65	9	25	48
Michigan:																				
Eastern.....	1,880	1	10	36	464	1	4	16	463	1	3	15	789	7	18	41	164	10	28	65
Western.....	347	1	9	27	161	1	5	19	77	1	7	17	87	7	16	33	22			
Ohio:																				
Northern.....	1,781	1	10	33	491	1	4	15	496	1	5	20	681	7	19	40	113	10	24	47
Southern.....	1,076	1	10	36	632	1	9	34	288	1	7	27	78	9	27	67	78	3	23	42
Tennessee:																				
Eastern.....	741	2	7	20	237	1	5	10	187	1	5	14	167	5	10	23	150	5	9	25
Middle.....	362	1	8	23	136	1	7	22	116	1	7	23	3				47	6	13	18
Western.....	424	1	11	29	199	1	8	22	85	1	7	32	36	9	16	33	104	6	16	34
Seventh circuit.....	5,556	1	8	28	2,634	1	5	17	1,388	1	7	27	1,096	6	16	34	438	6	19	40
Illinois:																				
Northern.....	2,766	1	6	21	1,419	1	4	15	687	1	6	18	438	5	12	26	222	6	16	39
Eastern.....	270	1	8	23	129	1	6	15	62	1	5	17	52	8	16	34	27	3	17	33
Southern.....	305	1	7	26	177	1	5	29	55	1	6	24	51	4	11	20	22			
Indiana:																				
Northern.....	588	1	11	28	254	1	6	20	126	1	7	22	168	10	20	31	40	3	22	33
Southern.....	953	2	11	37	358	1	4	14	280	2	15	44	241	7	17	41	74	8	20	41
Wisconsin:																				
Eastern.....	470	2	13	37	203	1	7	20	98	1	8	23	123	11	23	40	46	14	21	62
Western.....	204	2	11	38	94	1	4	31	80	2	12	46	23				7			
Eighth circuit.....	4,324	1	8	22	1,916	1	6	17	1,354	1	6	19	466	7	15	29	588	6	15	30
Arkansas:																				
Eastern.....	450	1	11	26	216	1	9	24	103	1	8	26	67	8	14	26	73	3	16	35
Western.....	243	2	7	19	114	1	4	13	49	2	6	21	43	6	12	22	37	5	10	22
Iowa:																				
Northern.....	193	1	6	25	103	1	4	12	47	1	7	25	26	7	22	41	17			
Southern.....	299	2	14	30	133	1	5	19	48	2	8	29	70	13	21	32	48	6	24	36
Minnesota:																				
.....	971	1	8	20	378	1	7	16	330	1	4	16	160	7	14	26	103	6	15	20
Missouri:																				
Eastern.....	768	1	5	15	424	1	5	11	215	1	4	12	14				115	4	12	24
Western.....	616	1	7	21	110	1	2	9	384	1	6	17	52	6	16	28	70	6	16	34
Nebraska:																				
.....	477	2	10	23	263	2	8	20	122	1	8	24	19				73	7	16	25
North Dakota:																				
.....	127	1	8	29	71	1	3	13	26	1	10	21	13				17			
South Dakota:																				
.....	171	2	10	21	104	2	9	20	30	1	6	19	2				35	7	13	30
Ninth circuit.....	9,515	1	9	28	5,028	1	7	22	2,806	1	7	27	901	9	19	42	780	7	17	45
Alaska.....	262	1	10	31	140	2	13	35	99	1	4	21	12				11			
Arizona.....	846	1	7	28	356	1	4	18	404	1	7	27	40	14	25	52	46	7	23	49
California:																				
Northern.....	2,115	2	12	38	1,050	1	8	25	577	2	11	38	296	10	22	49	192	10	27	62
Eastern.....	336	2	12	43	183	1	9	32	104	2	12	45	25	10	20	46	24			
Central.....	2,392	1	7	23	1,616	1	6	19	478	1	5	19	135	8	19	38	163	6	15	36
Southern.....	394	1	8	25	279	1	7	10	86	1	5	26	8				21			
Hawaii.....	225	1	12	30	162	2	12	30	42	1	9	25	2				19			
Idaho.....	231	2	10	28	119	2	8	19	67	2	11	38	21				24			
Montana.....	276	1	8	20	90	1	3	10	67	1	5	10	99	7	13	27	20			
Nevada.....	279	1	9	25	107	1	7	17	103	1	3	19	37	11	17	34	32	12	18	40
Oregon.....	883	2	9	21	491	2	7	20	188	1	6	15	91	8	13	22	113	7	13	26
Washington:																				
Eastern.....	186	1	8	20	85	2	7	19	70	1	5	18	13				18			
Western.....	899	2	10	24	266	1	7	21	499	2	9	22	70	8	17	37	64	5	16	26
Guam.....	191	2	10	25	84	1	7	18	22				52	9	17	35	33	7	14	23
Tenth circuit.....	3,648	1	7	21	1,544	1	4	13	836	1	5	17	748	6	11	25	520	5	13	31
Colorado.....	837	1	8	21	405	1	4	14	210	2	8	20	91	8	13	30	131	6	14	31
Kansas.....	688	1	9	27	323	1	5	21	143	1	8	27	132	8	17	28	90	9	21	38
New Mexico.....	468	1	6	15	156	1	4	9	99	1	2	9	125	5	10	18	88	5	12	23
Oklahoma:																				
Northern.....	317	1	5	15	163	1	4	7	70	1	5	16	48	6	11	24	36	4	9	27
Eastern.....	164	1	6	12	58	1	2	7	34	1	3	8	44	4	7	16	28	5	10	16
Western.....	683	1	4	16	244	1	3	8	179	1	3	7	184	4	10	19	76	4	10	22
Utah.....	369	1	9	23	153	1	4	13	58	1	5	12	104	6	13	28	54	7	16	31
Wyoming.....	122	1	7	17	42	1	4	10	43	1	5	13	20				17			

¹ Time interval computed only where there are 25 or more cases.

TABLE C-5.—U.S. district courts. Time intervals from filing to disposition of civil cases terminated, by district and method of disposition. (Excludes: land condemnation, habeas corpus, deportation reviews, and motions to vacate sentence. Intervals shown are for the median time and for the range of the middle 80 percent of the cases.) Fiscal year 1974

Circuit and district	Total cases			No court action			Court action													
	Number of cases	Time interval in months ¹			Number of cases	Time interval in months ¹			Before pretrial			During or after pretrial			Trial					
		10 percent less than	Median	10 percent more than		10 percent less than	Median	10 percent more than	Number of cases	Time interval in months ¹			Number of cases	Time interval in months ¹			Number of cases	Time interval in months ¹		
										10 percent less than	Median	10 percent more than		10 percent less than	Median	10 percent more than		10 percent less than	Median	10 percent more than
Total all districts.....	79,101	2	9	32	35,640	1	7	25	22,359	1	8	32	13,303	6	16	38	7,709	5	16	42
District of Columbia.....	2,048	1	8	30	634	1	7	25	952	1	6	21	315	8	18	41	147	7	22	49
First Circuit.....	4,656	2	17	35	2,858	2	17	28	1,121	1	13	43	363	7	21	45	284	4	22	45
Maine.....	190	2	12	25	43	1	5	17	26	1	5	18	96	7	14	23	25	9	14	33
Massachusetts.....	2,717	3	18	32	2,125	5	18	28	428	1	11	36	67	6	26	39	97	4	30	48
New Hampshire.....	241	1	8	28	38	1	3	7	53	1	3	6	98	3	13	28	57	4	18	33
Rhode Island.....	263	2	9	31	98	1	7	27	118	3	9	32	2	-----	-----	-----	45	5	11	41
Puerto Rico.....	1,245	1	13	45	584	1	4	29	496	3	18	51	105	21	34	54	60	2	30	50
Second Circuit.....	9,525	3	15	47	4,413	2	13	41	2,648	2	14	49	1,730	6	22	51	734	7	26	63
Connecticut.....	531	1	12	38	181	1	7	25	231	1	10	34	52	21	32	54	67	4	26	49
New York:																				
Northern.....	367	2	16	48	182	2	15	41	123	1	15	49	20	-----	-----	-----	42	5	24	62
Eastern.....	1,271	2	10	34	696	2	8	29	355	1	9	35	120	8	20	39	100	8	22	43
Southern.....	6,718	3	18	50	3,064	3	15	43	1,744	2	18	54	1,466	6	21	51	444	6	31	70
Western.....	326	2	13	47	171	1	10	36	87	2	13	44	55	15	32	71	13	-----	-----	-----
Vermont.....	312	2	10	23	119	1	8	14	108	2	8	21	17	-----	-----	-----	68	10	15	30
Third Circuit.....	8,282	2	12	40	2,926	1	9	38	3,128	2	9	38	1,491	7	20	40	737	5	22	47
Delaware.....	225	1	13	39	123	1	10	33	66	1	9	39	10	-----	-----	-----	26	3	17	37
New Jersey.....	1,507	2	12	37	683	2	9	29	416	1	7	26	318	14	30	46	90	6	33	51
Pennsylvania:																				
Eastern.....	3,382	3	16	47	1,066	1	11	46	1,234	3	17	51	799	7	19	38	283	7	26	50
Middle.....	509	1	11	27	215	1	6	19	88	1	9	25	116	6	15	35	90	8	19	31
Western.....	1,144	1	9	30	391	1	4	22	307	1	6	17	243	8	16	35	203	1	16	39
Virgin Islands.....	1,515	2	8	36	448	2	17	41	1,017	2	5	28	5	-----	-----	-----	45	4	19	51
Fourth Circuit.....	5,650	2	8	26	2,458	1	6	17	1,551	1	8	26	994	6	12	37	647	6	14	36
Maryland.....	1,054	2	10	32	445	1	7	19	352	2	9	28	143	8	16	55	114	8	21	48
North Carolina:																				
Eastern.....	313	1	10	30	157	1	7	22	82	1	9	20	40	8	16	45	34	6	19	45
Middle.....	244	2	10	31	97	1	5	13	62	3	9	16	62	10	19	43	23	-----	-----	-----
Western.....	244	1	8	18	78	1	3	9	44	1	5	17	71	5	10	18	51	7	14	23
South Carolina.....	1,482	2	6	16	824	1	5	12	386	1	8	18	149	5	8	16	123	6	10	19
Virginia:																				
Eastern.....	1,143	2	7	15	460	1	5	12	207	1	5	13	272	6	8	17	204	5	9	28
Western.....	416	1	8	25	173	1	7	20	128	1	5	12	78	4	16	40	37	2	13	33
West Virginia:																				
Northern.....	240	3	19	51	106	2	11	45	42	1	13	37	66	14	31	62	26	16	19	51
Southern.....	514	2	13	44	118	1	9	24	248	2	11	47	113	6	16	40	35	8	20	44
Fifth Circuit.....	18,127	1	8	25	7,672	1	5	18	4,641	1	6	21	3,587	6	14	31	2,227	5	14	33
Alabama:																				
Northern.....	1,036	2	8	23	198	1	5	17	375	2	6	21	223	5	10	24	290	4	10	27
Middle.....	292	1	5	11	60	1	3	6	110	1	4	11	81	3	5	13	41	3	5	10
Southern.....	394	1	6	25	116	1	3	7	127	2	7	16	113	5	9	30	38	1	9	30
Florida:																				
Northern.....	297	1	5	14	114	1	3	8	132	1	5	13	27	5	10	17	24	-----	-----	-----
Middle.....	1,193	1	8	23	521	1	5	18	430	1	7	22	102	6	14	31	140	6	15	30
Southern.....	1,615	1	4	11	523	1	3	6	617	1	4	10	304	3	7	14	171	3	7	20
Georgia:																				
Northern.....	1,422	1	6	20	669	1	4	13	463	1	6	17	167	8	16	31	123	5	16	31
Middle.....	352	2	7	20	185	1	6	15	56	1	7	15	60	5	10	21	57	2	11	22
Southern.....	362	1	8	18	221	1	8	18	87	1	8	16	11	-----	-----	-----	43	1	9	17
Louisiana:																				
Eastern.....	3,379	2	11	31	1,469	1	6	20	608	1	8	32	991	8	17	33	311	9	20	39
Middle.....	261	1	12	31	55	1	4	13	140	1	9	26	40	16	23	36	26	14	23	37
Western.....	998	1	9	32	531	1	4	21	247	3	11	42	112	8	23	44	108	7	22	41
Mississippi:																				
Northern.....	420	1	9	27	261	1	8	28	93	1	7	23	10	-----	-----	-----	56	5	14	24
Southern.....	627	2	8	23	301	1	5	13	173	2	7	28	81	6	14	28	72	5	15	30
Texas:																				
Northern.....	1,375	2	9	22	666	1	6	15	219	1	7	18	299	5	13	32	191	5	14	31
Eastern.....	766	2	10	21	222	1	6	17	121	1	9	21	291	7	12	22	122	4	12	24
Southern.....	2,109	2	12	29	941	2	9	23	330	1	4	17	626	8	16	33	212	9	20	41
Western.....	806	1	7	22	471	1	6	19	180	1	5	21	47	7	15	32	108	5	13	32
Canal Zone.....	383	1	7	18	148	1	7	18	139	1	2	13	2	-----	-----	-----	94	7	8	19

TABLE C-5.—U.S. district courts. Time intervals from filing to disposition of civil cases terminated, by district and method of disposition. (Excludes: land condemnation, habeas corpus, deportation reviews, and motions to vacate sentence. Intervals shown are for the median time and for the range of the middle 80 percent of the cases.) Fiscal year 1974—Continued

Circuit and district	Total cases			No court action			Court action													
	Number of cases	Time interval in months ¹			Number of cases	Time interval in months ¹			Before pretrial			During or after pretrial			Trial					
		10 percent less than	Median	10 percent more than		10 percent less than	Median	10 percent more than	Number of cases	Time interval in months ¹			Number of cases	Time interval in months ¹			Number of cases	Time interval in months ¹		
										10 percent less than	Median	10 percent more than		10 percent less than	Median	10 percent more than		10 percent less than	Median	10 percent more than
Sixth Circuit.....	7,613	2	0	30	2,882	1	5	19	2,080	1	8	27	1,899	6	15	37	752	4	15	39
Kentucky:																				
Eastern.....	746	3	15	43	134	2	13	27	550	3	14	42	31	16	37	78	31	7	25	69
Western.....	584	2	9	23	237	1	3	13	145	1	7	17	156	9	16	34	46	4	15	33
Michigan:																				
Eastern.....	1,619	1	9	31	575	1	4	17	296	1	5	15	649	5	14	38	99	8	22	50
Western.....	369	2	15	37	156	1	8	25	88	3	14	27	89	8	30	40	36	17	34	45
Ohio:																				
Northern.....	1,698	2	10	32	575	1	4	12	340	2	8	17	631	7	17	35	152	4	19	41
Southern.....	1,009	1	9	27	546	1	7	21	268	1	7	23	127	5	14	35	68	3	20	36
Tennessee:																				
Eastern.....	702	1	6	15	168	1	5	10	191	1	4	12	196	4	7	18	147	4	7	20
Middle.....	410	1	6	18	227	1	6	17	92	1	5	16	4				87	3	9	19
Western.....	476	2	9	24	264	2	8	19	110	1	7	26	16				86	5	16	33
Seventh Circuit.....	5,504	1	8	30	2,558	1	5	19	1,569	1	6	28	1,021	6	17	41	356	7	21	47
Illinois:																				
Northern.....	2,856	1	6	24	1,435	1	5	14	814	1	6	31	419	4	13	31	188	7	17	41
Eastern.....	268	1	11	28	137	1	6	21	45	1	3	19	69	8	20	35	17			
Southern.....	265	1	6	27	153	1	5	29	54	1	4	15	39	4	7	25	19			
Indiana:																				
Northern.....	578	2	13	36	289	2	9	23	103	1	8	23	138	8	26	42	48	11	31	55
Southern.....	953	2	9	28	291	1	6	14	400	2	8	27	211	6	18	34	51	9	24	52
Wisconsin:																				
Eastern.....	360	2	13	40	140	1	6	24	100	1	7	29	100	11	26	52	20			
Western.....	224	2	15	41	113	1	6	34	53	1	8	35	45	10	39	43	13			
Eighth Circuit.....	4,460	1	8	24	2,177	1	6	19	1,271	1	7	21	431	7	16	33	581	6	16	31
Arkansas:																				
Eastern.....	448	1	9	27	245	1	4	21	90	1	6	24	56	6	14	28	57	7	20	32
Western.....	272	2	8	18	134	1	4	14	44	1	8	19	54	6	11	24	40	7	11	21
Iowa:																				
Northern.....	224	2	9	31	116	1	7	23	57	2	7	25	28	7	14	41	23			
Southern.....	327	2	13	31	155	1	6	20	72	1	11	29	54	15	26	35	46	5	27	34
Minnesota:																				
Eastern.....	867	2	9	25	525	2	8	22	155	1	5	18	79	7	13	33	108	9	20	31
Missouri:																				
Eastern.....	838	1	6	16	462	1	5	12	245	1	4	15	17				114	5	10	26
Western.....	627	1	8	23	119	1	4	14	376	2	8	21	70	5	14	32	62	3	17	36
Nebraska.....	486	2	11	25	226	1	7	20	133	2	10	23	54	8	16	27	73	7	18	30
North Dakota.....	180	1	10	22	92	1	6	15	47	1	9	22	13				27	2	16	30
South Dakota.....	191	2	11	24	102	2	10	24	52	1	7	21	6				21	6	13	27
Ninth Circuit.....	9,423	2	9	29	5,386	1	7	24	2,446	1	8	29	810	8	17	38	781	7	18	46
Alaska.....	191	1	12	35	80	1	9	26	92	1	11	36	3				16			
Arizona.....	707	1	7	29	281	1	5	17	354	1	7	29	39	13	23	50	33	10	32	59
California:																				
Northern.....	2,102	2	12	38	1,261	1	9	30	487	2	12	43	213	9	20	45	141	9	23	51
Eastern.....	454	1	10	35	253	1	8	27	157	1	11	34	18				26	6	23	72
Central.....	2,446	1	7	26	1,713	1	7	23	504	1	6	20	78	8	17	41	151	7	19	43
Southern.....	375	1	7	22	276	1	7	21	67	1	5	14	8				24			
Hawaii.....	230	1	11	30	190	2	11	30	31	1	8	29					9			
Idaho.....	242	1	7	21	123	1	5	15	68	1	7	20	15				36	8	17	27
Montana.....	251	2	10	25	82	1	4	14	43	1	9	27	104	6	13	28	22			
Nevada.....	300	2	12	42	113	1	10	25	102	1	7	30	27	10	17	36	58	13	39	68
Oregon.....	953	2	9	20	505	2	7	17	147	1	3	13	144	8	14	29	157	6	13	24
Washington:																				
Eastern.....	180	2	8	24	85	1	6	14	55	2	10	22	25	10	21	52	15			
Western.....	785	2	10	24	298	2	9	20	315	1	8	22	95	9	16	30	77	8	16	27
Guam.....	207	2	10	26	126	1	7	20	24				41	6	19	32	16			
Tenth Circuit.....	3,813	1	6	21	1,646	1	4	12	952	1	5	18	752	6	12	28	463	5	13	32
Colorado.....	753	1	8	23	294	1	4	13	240	2	8	23	105	7	16	28	114	2	16	35
Kansas.....	770	2	8	30	385	1	6	17	197	2	7	22	123	9	19	39	65	7	22	48
New Mexico.....	491	1	6	17	204	1	4	11	94	1	3	8	113	6	11	20	80	4	11	19
Oklahoma:																				
Northern.....	372	1	5	18	198	1	4	8	86	1	7	22	61	5	9	31	27	5	13	24
Eastern.....	166	2	5	12	67	1	3	7	46	1	5	10	34	2	8	19	19			
Western.....	733	1	4	14	290	1	3	7	186	1	3	9	188	5	10	20	69	4	9	22
Utah.....	393	2	8	21	178	1	5	14	48	1	5	11	105	6	12	23	62	7	13	27
Wyoming.....	135	2	7	18	30	1	4	10	55	2	5	16	23				27	6	9	23

¹ Time interval computed only where there are 25 or more cases.

TABLE C-5.—U.S. district courts, time intervals from filing to disposition of civil cases terminated, by district and method of disposition. (Excludes: Land condemnation, prisoner petitions, and deportation reviews. Intervals shown are for the median time and for the range of the middle 80 percent of the cases.) Fiscal year 1975

Circuit and district	Total cases			No court action			Court action													
	Number of cases	Time interval in months ¹		Number of cases	Time interval in months ¹		Before pretrial			During or after pretrial			Trial							
		10 percent less than	Median		10 percent more than	10 percent less than	Median	10 percent more than	Number of cases	Time interval in months ¹		Number of cases	Time interval in months ¹		Number of cases	Time interval in months ¹				
										10 percent less than	Median		10 percent more than	10 percent less than		Median	10 percent more than	10 percent less than	Median	10 percent more than
Total all districts	85,420	2	9	30	38,937	1	7	24	23,239	1	7	27	15,190	6	16	38	8,054	5	16	42
District of Columbia	1,643	1	7	23	233	1	4	21	1,100	1	6	22	177	8	19	42	133	6	19	55
First circuit	5,820	3	17	35	3,553	2	18	32	1,417	3	14	39	542	7	22	46	317	5	22	50
Maine	194	2	9	19	76	1	5	10	23				69	7	13	20	26	5	12	32
Massachusetts	3,414	6	19	35	2,606	8	19	33	615	3	14	39	116	7	25	50	77	17	39	56
New Hampshire	297	1	8	27	38	1	4	12	64	1	3	7	125	5	13	29	70	2	17	29
Rhode Island	247	2	8	32	156	2	7	27	69	1	10	41	1				21			
Puerto Rico	1,677	2	12	37	677	1	5	16	646	4	16	40	231	13	27	52	123	3	23	56
Second circuit	8,877	2	14	48	3,398	2	9	39	2,062	1	10	56	2,640	7	20	49	777	6	26	58
Connecticut	662	2	14	42	258	1	9	33	210	1	10	34	121	14	24	47	73	11	30	55
New York:																				
Northern	339	1	15	41	181	2	16	39	104	1	7	37	14				40	3	22	52
Eastern	1,351	2	11	42	654	2	9	40	450	1	9	38	143	6	20	54	104	6	20	51
Southern	5,932	2	15	52	2,033	1	8	42	1,162	2	12	76	2,277	7	20	49	460	4	30	64
Western	308	2	14	36	134	1	8	26	72	1	10	31	75	11	23	54	27	12	21	37
Vermont	285	2	12	21	138	1	10	17	64	2	11	21	10				73	8	14	26
Third circuit	9,312	1	10	36	3,168	1	8	32	3,585	1	7	31	1,673	7	18	39	886	5	21	48
Delaware	270	2	13	46	97	1	11	34	118	1	11	40	14				50	6	25	60
New Jersey	1,843	2	13	39	810	1	8	25	516	2	10	30	319	16	33	46	189	3	26	55
Pennsylvania:																				
Eastern	3,253	3	12	36	774	1	7	18	1,105	2	11	41	1,052	6	16	34	322	8	21	45
Middle	734	1	6	22	400	1	3	16	158	1	7	20	97	6	14	27	79	6	16	36
Western	1,176	1	8	26	276	1	3	29	538	1	6	15	187	8	15	30	175	3	14	41
Virgin Islands	2,027	1	8	40	802	2	22	47	1,150	1	4	27	4				71	11	29	49
Fourth circuit	6,854	2	7	22	3,119	1	5	16	1,982	2	7	21	1,188	6	11	27	665	6	13	35
Maryland	1,129	2	9	27	516	1	6	16	386	2	9	26	121	8	15	43	106	9	19	47
North Carolina:																				
Eastern	326	1	8	25	175	1	5	21	78	1	6	20	42	9	18	33	31	7	18	32
Middle	256	1	9	30	85	1	3	10	50	2	7	15	92	7	15	37	29	6	23	50
Western	295	2	9	19	77	1	3	9	45	2	6	17	118	5	11	19	55	5	13	24
South Carolina	2,077	1	6	16	1,190	1	4	11	541	2	9	21	180	6	9	17	166	5	11	20
Virginia:																				
Eastern	1,341	2	7	15	506	1	5	11	218	1	6	10	423	6	9	16	194	6	9	23
Western	627	2	6	19	242	1	5	19	247	2	5	10	97	4	12	26	41	2	15	32
West Virginia:																				
Northern	176	2	14	57	90	1	8	33	47	2	14	27	18				21			
Southern	627	3	13	30	238	2	12	34	270	2	11	25	97	11	23	41	22			
Fifth circuit	19,026	1	8	23	8,368	1	6	17	4,995	1	6	21	3,369	6	14	30	2,294	5	14	35
Alabama:																				
Northern	1,168	2	7	26	194	1	4	15	446	1	6	16	208	5	11	31	320	5	11	38
Middle	336	1	5	10	66	1	3	8	99	1	4	8	92	3	5	10	79	5	8	50
Southern	359	1	6	14	154	1	4	10	75	1	5	11	97	5	9	16	53	4	8	17
Florida:																				
Northern	307	1	4	16	127	1	3	7	127	1	5	13	26	7	11	22	27	5	9	21
Middle	1,133	1	7	23	448	1	6	17	489	1	6	21	83	7	14	28	113	7	17	38
Southern	1,955	1	4	15	908	1	3	8	591	1	4	14	272	3	7	34	184	4	9	24
Georgia:																				
Northern	1,912	2	7	20	907	1	6	15	737	2	7	18	107	13	20	29	161	8	17	32
Middle	436	1	6	18	225	1	4	14	91	1	6	44	54	5	11	19	66	4	8	18
Southern	418	2	9	20	256	1	8	18	72	3	9	30	20				70	5	11	26
Louisiana:																				
Eastern	3,220	2	10	25	1,439	1	6	17	556	1	9	25	984	8	15	28	241	9	18	36
Middle	307	2	12	31	56	1	5	14	188	2	11	27	39	8	21	39	24			
Western	1,082	1	11	30	543	1	6	22	202	2	10	25	192	13	21	33	145	7	19	41
Mississippi:																				
Northern	416	2	10	23	242	1	8	18	84	2	10	19	28	8	15	27	62	8	16	38
Southern	677	1	8	25	364	1	5	15	108	1	7	24	98	9	15	40	107	5	14	36
Texas:																				
Northern	1,560	2	10	23	844	1	7	19	260	1	8	20	232	5	13	31	224	6	13	32
Eastern	740	2	9	19	245	1	6	16	143	1	7	19	233	6	10	19	119	6	13	26
Southern	1,801	2	11	26	770	1	7	21	337	1	6	19	559	8	14	30	135	5	18	38
Western	757	2	10	27	417	2	9	21	228	2	9	26	40	7	16	35	74	4	17	35
Canal zone	442	1	6	24	183	1	7	29	164	1	1	18	5				90	6	9	15

TABLE C-5.—U.S. district courts, time intervals from filing to disposition of civil cases terminated, by district and method of disposition. (Excludes: Land condemnation, prisoner petitions, and deportation reviews. Intervals shown are for the median time and for the range of the middle 80 percent of the cases.) Fiscal year 1975—Continued

Circuit and district	Total cases				No court action				Court action											
	Number of cases	Time interval in months ¹			Number of cases	Time interval in months ¹			Before pretrial			During or after pretrial			Trial					
		10 percent less than	Median	10 percent more than		10 percent less than	Median	10 percent more than	Number of cases	Time interval in months ¹			Number of cases	Time interval in months ¹			Number of cases	Time interval in months ¹		
										10 percent less than	Median	10 percent more than		10 percent less than	Median	10 percent more than		10 percent less than	Median	10 percent more than
Sixth circuit.....	8,364	2	8	27	3,545	1	6	19	2,103	1	6	20	1,964	5	15	35	752	4	15	40
Kentucky:																				
Eastern.....	768	2	7	24	239	2	6	22	470	2	7	14	15				44	5	24	45
Western.....	610	2	10	27	272	1	5	21	116	2	6	16	183	9	16	32	39	8	16	37
Michigan:																				
Eastern.....	1,867	2	9	31	766	1	5	19	327	1	5	16	670	6	14	37	104	10	23	56
Western.....	403	2	17	36	193	1	9	31	103	3	14	35	84	18	33	38	23			
Ohio:																				
Northern.....	1,949	2	8	26	811	1	5	13	377	1	5	19	599	6	16	36	162	4	15	42
Southern.....	1,181	2	8	24	637	1	7	20	319	2	7	24	146	5	12	31	79	7	18	51
Tennessee:																				
Eastern.....	669	1	5	15	147	1	2	7	180	1	4	10	228	3	8	16	134	3	8	18
Middle.....	383	1	6	18	231	1	6	16	78	1	5	11	2				72	4	10	24
Western.....	534	2	10	24	249	2	9	20	153	1	9	31	37	7	14	21	95	7	14	30
Seventh circuit.....	6,467	2	8	29	3,232	1	5	19	1,629	2	7	23	1,246	6	18	40	360	7	23	46
Illinois:																				
Northern.....	3,227	1	6	21	1,843	1	4	15	807	1	6	20	407	4	12	33	170	6	19	38
Eastern.....	326	2	11	34	163	1	6	21	85	3	11	32	60	12	26	45	18			
Southern.....	380	2	7	29	187	1	7	26	94	2	5	22	72	4	7	29	27	9	19	42
Indiana:																				
Northern.....	657	2	13	36	375	2	8	27	79	1	7	25	169	12	24	44	34	13	34	60
Southern.....	1,050	2	8	26	349	1	5	15	382	2	7	23	272	6	14	38	53	5	15	43
Wisconsin:																				
Eastern.....	496	2	14	37	193	1	7	22	119	1	7	24	154	14	29	48	30	22	35	53
Western.....	325	2	18	38	122	2	5	25	63	1	12	34	112	14	29	41	28	13	37	60
Eighth circuit.....	4,501	1	9	26	2,364	1	7	21	1,030	1	6	21	544	7	16	32	563	5	16	35
Arkansas:																				
Eastern.....	518	2	9	22	254	1	6	18	109	2	9	22	81	6	13	25	74	5	14	34
Western.....	315	2	10	23	134	1	5	18	40	1	8	15	82	6	15	26	50	7	17	25
Iowa:																				
Northern.....	184	2	10	32	80	1	7	19	43	2	7	17	29	3	27	32	26	9	20	42
Southern.....	353	1	13	33	132	1	5	22	83	1	5	25	97	13	23	36	41	6	27	39
Minnesota:																				
.....	839	2	10	27	593	1	10	26	119	1	5	17	67	5	13	25	60	7	17	39
Missouri:																				
Eastern.....	869	1	6	16	470	1	5	13	232	1	5	12	29	5	9	24	138	6	13	30
Western.....	666	1	8	27	262	1	6	19	239	1	7	22	101	6	17	31	64	2	18	39
Nebraska:																				
.....	441	2	11	26	240	1	8	22	92	2	11	24	46	8	15	24	63	8	16	33
North Dakota:																				
.....	154	1	7	24	92	1	5	19	30	1	9	27	6				26	2	13	26
South Dakota:																				
.....	162	2	11	29	101	2	11	29	34	1	11	34	6				21			
Ninth circuit.....	10,283	2	9	29	6,049	1	7	24	2,518	1	8	30	924	9	18	45	792	8	18	41
Alaska.....	236	2	14	33	100	2	13	24	104	2	14	37	19				13			
Arizona.....	795	1	8	31	342	1	6	23	355	1	7	29	51	14	28	49	47	3	22	49
California:																				
Northern.....	2,167	2	11	37	1,272	2	9	24	517	2	12	40	235	10	20	65	143	7	17	58
Eastern.....	499	2	12	40	275	2	10	35	160	2	9	35	43	8	18	63	21			
Central.....	2,901	1	7	26	2,101	1	6	24	519	1	5	23	114	8	15	34	167	9	17	44
Southern.....	475	2	10	24	303	1	8	20	100	1	7	27	35	10	20	34	37	9	18	23
Hawaii.....	250	1	8	29	178	1	7	30	50	1	8	18	12				10			
Idaho.....	247	2	9	27	132	1	6	19	60	1	9	26	14				41	4	17	40
Montana.....	299	2	11	28	67	1	5	30	66	2	7	17	124	7	14	27	42	7	18	31
Nevada.....	302	2	9	27	125	1	6	21	126	2	7	24	26	14	22	36	25	12	22	35
Oregon.....	884	2	9	21	499	2	6	15	120	1	7	20	130	9	14	27	135	8	14	31
Washington:																				
Eastern.....	189	2	8	23	92	1	6	19	61	1	8	19	17				19			
Western.....	863	2	10	27	470	1	9	25	238	2	7	23	78	11	20	34	77	10	20	38
Guam.....	176	3	12	28	93	3	10	22	42	2	12	34	26	10	17	33	15			
Tenth circuit.....	4,264	1	7	22	1,998	1	5	16	918	1	5	17	923	5	11	27	515	6	15	31
Colorado.....	962	2	9	24	435	1	7	19	255	1	6	19	147	7	15	29	125	9	17	28
Kansas.....	708	2	11	32	346	1	6	20	153	1	10	32	132	10	19	39	75	12	28	55
New Mexico.....	613	1	7	15	238	1	5	13	76	1	3	8	193	4	9	17	106	5	11	19
Oklahoma:																				
Northern.....	410	1	6	21	212	1	4	9	74	1	4	10	86	5	11	25	38	7	15	29
Eastern.....	192	1	5	16	98	1	2	6	40	1	4	8	57	5	9	18	27	4	9	24
Western.....	841	1	4	15	352	1	3	8	194	1	3	9	205	5	10	23	90	5	11	21
Utah.....	389	2	8	23	201	1	7	17	74	2	5	16	83	5	10	30	31	8	17	41
Wyoming.....	151	1	7	17	56	1	5	15	52	1	3	13	20				23			

¹ Time interval computed only where there are 25 or more cases.

TABLE C-5.—U.S. district courts, time intervals from filing to disposition of civil cases terminated, by district and method of disposition. (Excludes: land condemnation, prisoner petitions, and deportation reviews. Intervals shown are for the median time and for the range of the middle 80 percent of the cases.) Fiscal year 1976

Circuit and district	Total cases			No court action			Court action													
	Number of cases	Time interval in months ¹			Number of cases	Time interval in months ¹			Before pretrial				During or after pretrial				Trial			
		10 per cent less than	Median	10 per cent more than		10 per cent less than	Median	10 per cent more than	Number of cases	Time interval in months ¹			Number of cases	Time interval in months ¹			Number of cases	Time interval in months ¹		
										10 per cent less than	Median	10 per cent more than		10 per cent less than	Median	10 per cent more than		10 per cent less than	Median	10 per cent more than
Total all districts	89,623	2	9	28	41,560	1	6	24	24,067	1	6	22	15,799	6	15	37	8,197	6	16	40
District of Columbia	1,876	1	6	25	115	1	7	25	1,548	1	5	23	111	9	20	38	102	6	20	58
First Circuit	5,778	3	17	41	3,570	2	18	39	1,187	2	10	39	666	7	19	54	355	6	21	51
Maine	227	2	9	19	74	1	4	12	35	2	7	18	94	5	12	21	24			
Massachusetts	3,379	5	23	43	2,613	6	23	40	494	3	17	54	164	17	34	55	108	8	24	54
New Hampshire	376	1	9	25	63	1	3	12	82	1	2	6	157	4	14	28	74	3	19	26
Rhode Island	286	1	8	28	142	1	6	34	65	1	7	24	21				58	5	14	34
Puerto Rico	1,510	1	8	30	678	1	5	13	511	3	10	24	230	13	23	60	91	5	19	77
Second Circuit	9,031	2	12	39	4,301	2	8	31	1,667	1	8	31	2,361	7	19	44	702	4	26	60
Connecticut	682	1	14	43	352	1	8	32	151	1	8	28	102	15	29	49	77	4	31	55
New York:																				
Northern	363	2	12	39	201	3	14	37	128	2	8	31	6				28	8	20	60
Eastern	1,606	2	11	39	943	2	9	32	319	1	7	27	230	8	24	73	114	9	21	55
Southern	5,601	2	11	38	2,472	2	8	27	844	1	8	35	1,880	7	18	40	405	2	30	65
Western	539	3	16	48	253	3	16	48	120	1	11	42	131	6	18	43	35	4	30	58
Vermont	240	3	13	25	80	2	12	23	105	2	10	24	12				43	7	16	29
Third Circuit	10,101	1	9	28	3,570	1	6	25	3,551	1	6	22	1,927	6	14	34	1,053	4	17	41
Delaware	315	1	6	30	99	1	6	24	169	1	4	24	19				28	2	20	45
New Jersey	1,900	2	12	38	1,057	1	9	30	379	2	9	25	266	13	31	47	198	3	26	51
Pennsylvania:																				
Eastern	3,471	2	10	26	731	1	5	17	943	2	8	23	1,331	5	12	27	466	6	16	33
Middle	1,119	1	8	21	516	1	3	17	462	2	11	22	78	6	13	26	63	6	14	26
Western	1,557	1	7	23	636	1	4	14	479	1	7	18	230	8	16	34	212	2	14	36
Virgin Islands	1,739	1	6	30	531	2	16	36	1,119	1	4	19	3				86	6	27	46
Fourth Circuit	7,657	2	7	20	3,800	1	5	15	1,707	2	6	17	1,456	5	10	27	694	6	11	29
Maryland	1,245	1	7	23	446	1	4	12	340	1	6	17	359	5	11	27	100	5	17	41
North Carolina:																				
Eastern	295	1	9	28	148	1	8	22	79	1	4	18	46	6	20	37	22			
Middle	288	1	8	22	129	1	3	12	59	1	7	11	83	5	13	25	17			
Western	397	2	8	21	105	1	4	16	63	2	6	26	157	5	10	18	72	7	15	29
South Carolina	1,972	1	6	16	1,325	1	5	14	295	2	7	13	168	6	9	19	184	5	10	23
Virginia:																				
Eastern	1,566	1	7	16	715	1	5	13	233	1	5	14	386	5	8	18	232	6	8	18
Western	1,013	2	6	15	545	2	6	12	307	2	5	9	127	7	13	29	34	3	12	26
West Virginia:																				
Northern	182	1	14	40	85	1	10	23	51	3	11	34	39	10	22	50	7			
Southern	699	2	13	38	302	1	10	40	280	4	13	27	91	11	21	54	26	7	22	42
Fifth Circuit	19,316	2	8	23	9,058	1	6	18	4,919	1	6	17	3,197	6	14	30	2,142	6	14	32
Alabama:																				
Northern	1,196	2	7	17	304	1	5	14	478	1	6	12	239	6	11	25	175	4	9	20
Middle	333	1	4	11	87	1	4	8	110	1	2	6	87	3	7	12	49	4	8	20
Southern	393	1	7	14	182	1	5	9	78	1	5	9	81	6	10	17	52	6	10	18
Florida:																				
Northern	343	1	5	15	109	1	4	9	169	1	4	11	41	4	12	26	24			
Middle	1,112	1	8	23	418	1	6	17	526	1	6	20	85	11	16	31	83	8	18	36
Southern	2,213	1	4	11	1,219	1	4	9	609	1	4	11	224	4	8	13	161	5	10	19
Georgia:																				
Northern	1,809	2	9	22	996	1	7	18	505	2	8	20	118	10	16	27	190	8	16	28
Middle	487	2	7	19	254	1	6	16	103	1	5	16	56	3	10	21	74	4	10	25
Southern	536	2	8	18	333	1	6	16	70	1	7	18	57	9	13	17	76	5	11	21
Louisiana:																				
Eastern	2,980	2	10	25	1,447	1	7	20	532	1	5	18	755	8	15	29	246	9	18	36
Middle	245	1	9	27	121	1	9	20	65	1	5	19	21				38	4	18	45
Western	1,091	1	9	31	570	1	6	25	251	1	8	21	157	8	16	31	113	9	23	50
Mississippi:																				
Northern	487	2	9	20	254	1	6	17	143	2	9	22	19				71	6	14	26
Southern	910	2	9	25	510	1	7	19	143	1	6	23	152	6	15	30	105	8	17	32
Texas:																				
Northern	1,512	2	10	25	810	1	7	21	306	1	7	21	187	6	15	35	209	7	16	30
Eastern	722	2	10	20	273	2	8	18	123	1	6	21	212	7	12	23	114	6	13	24
Southern	1,700	2	11	32	719	2	7	21	236	2	7	25	619	8	17	36	126	10	26	52
Western	757	2	9	27	278	1	8	22	312	2	7	22	85	7	16	33	82	7	18	36
Canal Zone	490	1	5	14	174	1	3	18	160	1	2	12	2				154	3	8	12

TABLE C-5.—U.S. district courts, time intervals from filing to disposition of civil cases terminated, by district and method of disposition. (Excludes: land condemnation, prisoner petitions, and deportation reviews. Intervals shown are for the median time and for the range of the middle 80 percent of the cases.) Fiscal year 1976 — Continued

Circuit and district	Total cases			No court action			Court action													
	Number of cases	Time interval in months ¹			Number of cases	Time interval in months ¹			Before pretrial			During or after pretrial			Trial					
		10 percent less than	Median	10 percent more than		10 percent less than	Median	10 percent more than	Number of cases	Time interval in months ¹			Number of cases	Time interval in months ¹			Number of cases	Time interval in months ¹		
										10 percent less than	Median	10 percent more than		10 percent less than	Median	10 percent more than		10 percent less than	Median	10 percent more than
Sixth Circuit	8,994	2	8	27	2,975	1	5	19	3,028	2	7	18	2,181	5	14	36	810	4	15	39
Kentucky:																				
Eastern	977	3	9	25	179	2	15	41	737	3	8	17	28	11	34	61	335	28	69	36
Western	561	2	10	24	195	1	5	14	197	2	9	19	142	10	16	32	27	11	20	
Michigan:																				
Eastern	1,971	2	9	30	663	1	4	16	443	1	5	20	750	7	14	36	115	12	22	53
Western	414	1	14	39	220	1	6	29	97	2	15	34	73	11	31	44	24			
Ohio:																				
Northern	1,861	2	7	30	532	1	4	14	462	1	5	16	677	5	14	38	190	3	12	38
Southern	1,368	2	7	22	522	1	5	15	502	2	7	15	238	5	13	32	106	11	18	41
Tennessee:																				
Eastern	766	1	5	13	176	1	2	7	232	1	6	12	223	3	6	15	135	2	7	17
Middle	452	1	6	21	198	1	5	22	171	1	6	16	5				78	6	13	28
Western	624	2	9	26	290	2	8	23	187	2	6	24	45	8	14	27	102	7	16	31
Seventh Circuit	6,705	2	8	27	3,449	1	5	17	1,655	2	8	22	1,257	6	18	39	344	6	22	49
Illinois:																				
Northern	3,453	1	6	21	2,258	1	5	16	667	2	6	19	405	5	14	35	123	5	17	41
Eastern	495	4	14	33	154	2	7	26	196	6	13	22	110	10	23	43	35	13	23	51
Southern	355	2	7	34	129	1	6	16	108	2	7	26	90	4	9	41	28	5	22	50
Indiana:																				
Northern	540	3	13	34	199	2	7	24	175	2	9	24	129	14	24	39	37	6	26	48
Southern	999	2	8	24	452	3	6	14	186	2	7	19	310	7	14	34	51	7	15	42
Wisconsin:																				
Eastern	582	2	13	37	186	1	6	21	190	2	10	31	172	9	24	41	34	21	32	54
Western	281	1	10	33	71	1	6	19	133	1	7	21	41	6	21	44	36	7	22	52
Eighth Circuit	4,885	1	9	27	2,604	1	6	21	1,147	1	6	21	527	9	19	40	607	7	18	38
Arkansas:																				
Eastern	533	2	12	29	259	1	6	26	147	2	9	21	61	10	22	36	66	7	20	31
Western	329	2	10	27	172	1	5	17	59	2	11	28	49	10	17	33	49	9	18	38
Iowa:																				
Northern	208	2	10	32	93	1	8	23	64	2	5	18	26	13	20	39	25	11	22	39
Southern	293	1	12	35	108	1	5	15	60	1	5	12	82	15	23	41	43	9	27	39
Minnesota:																				
Eastern	867	2	11	32	521	1	10	27	183	1	7	21	88	10	23	58	75	11	24	52
Missouri:																				
Eastern	1,110	1	6	16	682	1	5	14	217	1	4	11	45	5	9	27	166	6	12	22
Western	602	2	9	28	227	1	6	16	254	1	8	23	74	6	18	36	47	11	26	40
Nebraska:																				
Eastern	566	2	11	27	324	1	8	21	81	1	6	23	87	10	16	27	74	7	20	38
Western	179	1	6	22	104	1	4	17	35	1	8	30	3				37	4	14	27
North Dakota:																				
Eastern	198	2	13	34	114	2	10	28	47	1	11	37	12				25	12	22	45
Ninth Circuit	10,488	2	9	28	6,411	1	7	23	2,404	2	7	24	938	9	19	43	735	9	19	44
Alaska:																				
Eastern	244	1	12	34	81	1	8	21	89	2	11	32	63	2	21	46	11			
Western	867	2	8	28	470	1	7	26	309	2	6	23	57	17	26	49	31	2	23	54
California:																				
Northern	2,298	2	9	32	1,503	1	8	26	463	2	6	23	191	9	20	46	141	7	18	57
Eastern	448	2	12	30	245	2	10	28	155	2	9	28	25	6	22	55	23			
Central	2,888	1	7	24	2,086	1	6	21	590	1	6	21	61	10	19	43	151	7	17	46
Southern	559	2	9	29	300	1	7	27	148	1	7	21	57	11	19	34	54	11	22	33
Hawaii:																				
Eastern	275	1	9	23	146	1	7	28	81	1	4	20	22				26	10	17	34
Western	230	2	7	24	135	2	6	20	61	2	6	23	12				22			
Idaho:																				
Eastern	300	2	11	26	87	1	5	16	47	1	8	33	135	7	13	27	31	6	16	4
Western	357	2	12	39	157	2	11	38	134	2	9	37	45	12	20	35	21			
Nevada:																				
Eastern	936	2	9	22	604	2	7	17	68	1	6	16	137	9	14	27	127	10	17	33
Oregon:																				
Eastern	188	2	9	27	76	2	7	19	66	1	7	15	32	7	22	57	14			
Western	822	2	10	27	493	1	7	22	183	2	8	27	70	10	17	38	76	12	22	35
Washington:																				
Eastern	76	1	19	39	28	1	7	28	10				31	15	26	46	7			
Tenth Circuit	4,792	2	7	21	1,707	1	4	14	1,254	1	5	17	1,178	6	12	26	653	5	13	28
Colorado:																				
Eastern	1,277	2	9	24	257	1	3	14	573	2	6	19	268	7	15	28	179	6	17	31
Western	681	2	10	31	402	1	6	21	86	1	9	33	129	10	19	38	64	9	21	48
New Mexico:																				
Eastern	620	1	6	14	272	1	4	10	93	1	4	12	148	4	9	17	107	4	10	15
Oklahoma:																				
Northern	431	1	5	21	173	1	4	9	110	1	4	24	95	5	11	24	53	5	12	24
Eastern	262	1	7	16	60	1	3	8	86	1	5	11	83	4	11	18	33	6	14	21
Western	536	1	6	16	274	1	3	10	192	1	4	9	251	5	10	19	119	5	9	25
Utah:																				
Eastern	475	2	10	20	200	1	6	15	55	2	10	15	173	6	12	23	47	5	14	27
Western	210	2	8	17	69	1	6	13	59	1	4	10	31	6	13	20	51			

TABLE C 5. U.S. DISTRICT COURTS
 TIME INTERVALS FROM FILING TO DISPOSITION OF CIVIL CASES TERMINATED, BY DISTRICT AND METHOD OF
 DISPOSITION. (EXCLUDES: LAND CONDEMNATION, PRISONER PETITIONS, AND DEPORTATION REVIEWS.)
 INTERVALS SHOWN ARE FOR THE MEDIAN TIME AND FOR THE RANGE OF THE MIDDLE 80 PERCENT OF THE CASES.)
 FOR THE TWELVE MONTH PERIOD ENDED JUNE 30, 1977

CIRCUIT AND DISTRICT	TOTAL CASES				NO COURT ACTION				COURT ACTION											
	NUMBER OF CASES	TIME INTERVAL IN MONTHS*			NUMBER OF CASES	TIME INTERVAL IN MONTHS*			BEFORE PRETRIAL				DURING OR AFTER PRETRIAL				TRIAL			
		10 PER-CENT LESS THAN	ME-DIAN	10 PER-CENT MORE THAN		10 PER-CENT LESS THAN	ME-DIAN	10 PER-CENT MORE THAN	NUMBER OF CASES	TIME INTERVAL IN MONTHS*			NUMBER OF CASES	TIME INTERVAL IN MONTHS*			NUMBER OF CASES	TIME INTERVAL IN MONTHS*		
										10 PER-CENT LESS THAN	ME-DIAN	10 PER-CENT MORE THAN		10 PER-CENT LESS THAN	ME-DIAN	10 PER-CENT MORE THAN		10 PER-CENT LESS THAN	ME-DIAN	10 PER-CENT MORE THAN
TOTAL ALL DISTRICTS.	97,086	2	9	29	45,027	1	7	25	26,518	1	7	23	17,195	6	16	36	8,346	6	18	43
DISTRICT OF COLUMBIA	1,875	1	6	20	398	1	5	18	1,070	1	4	16	289	5	11	28	118	5	13	42
FIRST CIRCUIT....	5,146	2	16	43	2,698	1	16	44	1,507	2	12	37	625	9	21	46	316	6	22	50
MAINE.....	259	2	9	24	119	1	5	16	38	3	10	24	90	7	15	24	12	6	24	35
MASSACHUSETTS.....	2,636	5	26	48	1,815	5	27	46	502	3	18	48	212	22	38	54	107	17	37	55
NEW HAMPSHIRE.....	319	1	7	22	64	1	2	7	84	1	3	12	125	5	13	26	46	4	14	23
RHODE ISLAND.....	316	1	8	40	101	1	4	28	124	1	7	39	14	19	30	51	77	2	16	51
PUERTO RICO.....	1,616	1	10	27	598	1	4	13	759	3	11	29	184	9	18	34	74	6	19	36
SECOND CIRCUIT...	9,752	2	12	39	4,923	2	8	35	1,829	2	9	32	2,248	7	17	40	752	7	25	62
CONNECTICUT.....	855	2	14	41	475	1	10	27	188	1	11	29	93	11	28	49	99	15	36	72
NEW YORK NORTHERN...	332	2	14	39	166	2	15	31	125	2	9	33	13	1	44	63	28	12	25	48
NEW YORK EASTERN...	1,798	2	10	35	1,049	2	9	31	442	1	8	32	158	9	19	52	147	6	19	55
NEW YORK SOUTHERN...	6,146	2	12	40	2,985	1	8	40	880	2	10	34	1,873	7	17	38	408	6	24	60
NEW YORK WESTERN...	367	2	10	38	164	1	6	24	74	1	7	25	100	7	18	48	29	14	34	68
VERMONT.....	256	2	11	24	84	1	8	17	120	2	11	26	11	5	14	26	41	8	16	34
THIRD CIRCUIT....	10,651	2	10	29	4,382	1	8	26	3,151	2	8	23	2,066	5	14	33	1,052	3	17	39
DELAWARE.....	349	1	13	45	108	1	5	38	193	1	14	45	19	10	20	53	29	6	23	59
NEW JERSEY.....	2,371	2	11	35	1,263	2	9	27	451	2	7	25	448	10	24	42	209	2	21	46
PENNSYLVANIA EASTERN	3,643	2	9	24	854	1	4	16	1,093	2	8	20	1,242	5	12	25	454	5	16	36
PENNSYLVANIA MIDDLE.	991	2	12	22	428	1	7	19	393	3	14	21	79	8	16	34	91	3	14	33
PENNSYLVANIA WESTERN	1,397	1	8	23	660	1	5	16	366	3	8	18	233	6	15	31	136	7	18	35
VIRGIN ISLANDS.....	1,900	2	11	35	1,068	3	15	39	655	2	7	27	43	2	4	10	133	1	9	36

CIRCUIT AND DISTRICT	TOTAL CASES				NO COURT ACTION				COURT ACTION											
	NUMBER OF CASES	TIME INTERVAL IN MONTHS*			NUMBER OF CASES	TIME INTERVAL IN MONTHS*			BEFORE PRETRIAL				DURING OR AFTER PRETRIAL				TRIAL			
		10 PER-CENT LESS THAN	ME-DIAN	10 PER-CENT MORE THAN		10 PER-CENT LESS THAN	ME-DIAN	10 PER-CENT MORE THAN	NUMBER OF CASES	TIME INTERVAL IN MONTHS*			NUMBER OF CASES	TIME INTERVAL IN MONTHS*			NUMBER OF CASES	TIME INTERVAL IN MONTHS*		
										10 PER-CENT LESS THAN	ME-DIAN	10 PER-CENT MORE THAN		10 PER-CENT LESS THAN	ME-DIAN	10 PER-CENT MORE THAN		10 PER-CENT LESS THAN	ME-DIAN	10 PER-CENT MORE THAN
FOURTH CIRCUIT...	9,023	2	8	22	4,657	1	6	16	2,210	2	9	22	1,457	5	11	31	699	5	12	35
MARYLAND.....	1,378	2	8	23	380	1	4	13	598	2	8	22	307	6	12	24	93	9	19	45
NO. CAROLINA EASTERN	331	1	10	29	204	1	8	24	78	2	9	30	29	7	20	38	20	12	15	30
NO. CAROLINA MIDDLE.	361	2	8	30	163	1	5	17	96	1	9	25	90	5	15	37	12	13	32	62
NO. CAROLINA WESTERN	439	2	10	20	103	1	3	15	76	3	8	19	200	5	12	25	60	6	14	31
SOUTH CAROLINA.....	2,018	1	6	16	1,464	1	4	14	316	3	8	14	113	6	11	23	125	5	13	29
VIRGINIA EASTERN.....	1,800	2	6	18	793	1	5	17	277	1	5	13	474	5	8	21	256	5	7	22
VIRGINIA WESTERN.....	1,425	2	7	17	1,151	2	7	13	101	2	7	14	95	6	15	36	78	6	11	30
W. VIRGINIA NORTHERN	194	2	13	37	66	1	9	41	81	4	13	34	24	10	17	34	23	4	16	36
W. VIRGINIA SOUTHERN	1,077	2	16	34	333	1	12	35	587	6	15	23	125	16	28	59	32	4	30	76
FIFTH CIRCUIT....	21,130	2	9	25	9,265	1	7	21	5,946	1	7	20	3,828	7	15	32	2,091	6	16	34
ALABAMA NORTHERN....	1,389	1	8	19	314	1	5	15	605	1	7	17	278	5	10	22	192	5	11	27
ALABAMA MIDDLE.....	414	1	5	12	87	1	2	8	157	1	3	8	116	3	7	13	54	3	6	17
ALABAMA SOUTHERN....	440	2	6	15	179	1	4	9	92	1	4	9	106	7	10	18	63	5	9	18
FLORIDA NORTHERN....	348	1	5	19	107	1	4	13	191	1	5	14	29	7	15	26	21	5	17	34
FLORIDA MIDDLE.....	1,287	2	8	26	563	1	6	21	566	1	7	24	84	11	20	30	74	13	24	38
FLORIDA SOUTHERN....	1,904	1	5	14	983	1	4	11	630	1	5	12	157	5	10	18	134	6	10	25
GEORGIA NORTHERN....	1,767	1	9	23	1,016	1	8	20	543	1	8	21	97	9	20	34	111	8	17	29
GEORGIA MIDDLE.....	450	1	6	16	234	1	4	14	102	1	4	14	65	4	10	22	49	5	10	22
GEORGIA SOUTHERN....	580	2	9	20	326	2	8	21	100	2	7	16	96	6	10	21	58	6	12	19
LOUISIANA EASTERN....	3,660	3	12	28	1,511	2	9	23	646	1	7	19	1,224	9	18	33	279	11	21	37
LOUISIANA MIDDLE....	248	2	11	23	136	2	11	21	77	1	5	20	12	9	14	32	21	8	17	32
LOUISIANA WESTERN....	1,278	1	11	28	598	1	9	24	368	1	7	23	180	8	25	38	132	7	16	33
MISSISSIPPI NORTHERN	453	1	10	25	195	1	7	18	127	1	8	26	75	9	16	32	56	9	15	27
MISSISSIPPI SOUTHERN	905	1	8	21	503	1	5	15	169	2	7	20	130	5	14	26	103	7	18	28
TEXAS NORTHERN.....	1,878	2	12	27	837	1	10	25	512	2	9	21	290	6	16	34	238	8	19	37
TEXAS EASTERN.....	757	3	11	21	293	1	8	19	152	2	8	18	211	8	12	21	101	9	16	25
TEXAS SOUTHERN.....	2,053	3	14	35	915	2	10	25	406	2	10	25	562	9	21	40	170	15	28	56
TEXAS WESTERN.....	792	2	10	29	278	1	7	29	326	2	8	22	111	7	16	34	77	4	16	37
CANAL ZONE.....	523	1	7	18	190	1	5	17	177	1	2	14	5	6	14	45	157	6	9	20

TABLE C 5. U.S. DISTRICT COURTS
 TIME INTERVALS FROM FILING TO DISPOSITION OF CIVIL CASES TERMINATED, BY DISTRICT AND METHOD OF
 DISPOSITION. (EXCLUDES: LAND CONDEMNATION, PRISONER PETITIONS, AND DEPORTATION REVIEWS.
 INTERVALS SHOWN ARE FOR THE MEDIAN TIME AND FOR THE RANGE OF THE MIDDLE 80 PERCENT OF THE CASES.)
 FOR THE TWELVE MONTH PERIOD ENDED JUNE 30, 1977

CIRCUIT AND DISTRICT	TOTAL CASES			NO COURT ACTION			COURT ACTION													
	NUM- BER OF CASES	TIME INTERVAL IN MONTHS*		NUM- BER OF CASES	TIME INTERVAL IN MONTHS*		BEFORE PRETRIAL			DURING OR AFTER PRETRIAL			TRIAL							
		10 PER- CENT LESS THAN	ME- DIAN		10 PER- CENT MORE THAN	10 PER- CENT LESS THAN	ME- DIAN	10 PER- CENT MORE THAN	NUM- BER OF CASES	10 PER- CENT LESS THAN	ME- DIAN	10 PER- CENT MORE THAN	NUM- BER OF CASES	10 PER- CENT LESS THAN	ME- DIAN	10 PER- CENT MORE THAN				
SIXTH CIRCUIT....	10,256	2	8	28	3,608	1	6	21	3,420	1	7	18	2,332	5	16	36	896	4	18	43
KENTUCKY EASTERN....	1,023	3	11	33	319	2	13	37	618	3	10	22	47	18	25	57	39	9	34	49
KENTUCKY WESTERN....	528	2	11	28	188	1	6	18	200	3	10	21	124	13	21	43	16	14	25	44
MICHIGAN EASTERN....	2,603	2	11	31	719	1	6	16	701	2	6	16	979	8	17	37	204	13	26	48
MICHIGAN WESTERN....	463	2	16	42	222	2	10	30	118	1	10	32	78	14	35	50	45	16	39	59
OHIO NORTHERN....	2,364	1	6	25	844	1	4	15	583	1	4	13	699	4	13	31	238	3	13	37
OHIO SOUTHERN....	1,570	2	7	24	646	1	6	19	663	2	6	19	165	7	16	36	96	10	18	38
TENNESSEE EASTERN....	787	1	5	14	204	1	3	10	281	1	5	11	181	3	7	17	121	2	9	20
TENNESSEE MIDDLE....	442	2	7	23	235	1	6	18	136	1	6	16	2	1	22	35	69	6	14	35
TENNESSEE WESTERN....	476	2	9	23	231	1	8	21	120	2	6	15	57	7	15	26	68	8	17	33
SEVENTH CIRCUIT..	7,251	2	8	31	3,450	2	6	21	1,979	2	7	25	1,398	7	18	40	424	9	25	67
ILLINOIS NORTHERN...	3,708	2	7	26	2,132	1	5	18	951	2	7	22	438	5	17	37	187	8	27	68
ILLINOIS EASTERN...	440	3	12	34	184	2	9	31	109	3	9	24	107	9	19	40	40	10	20	36
ILLINOIS SOUTHERN...	403	2	9	42	133	2	7	39	151	2	7	28	105	3	11	46	14	12	39	63
INDIANA NORTHERN...	665	3	16	34	213	2	8	30	236	2	10	28	156	15	26	38	60	13	27	37
INDIANA SOUTHERN...	1,017	2	8	26	444	2	5	16	179	3	6	23	337	7	14	31	57	9	18	33
WISCONSIN EASTERN...	725	2	12	39	245	1	7	23	232	1	6	31	210	8	21	43	38	17	34	62
WISCONSIN WESTERN...	293	2	8	38	99	1	7	20	121	2	8	26	45	7	23	58	28	1	10	73
EIGHTH CIRCUIT...	5,420	2	10	30	2,560	1	7	23	1,524	1	7	23	712	9	20	38	624	7	19	40
ARKANSAS EASTERN....	544	2	14	35	197	1	8	28	172	2	10	28	114	12	24	42	61	11	26	43
ARKANSAS WESTERN....	356	2	15	33	157	1	7	20	74	2	14	29	67	11	21	34	58	14	24	43
IOWA NORTHERN....	204	2	11	30	72	1	6	19	50	2	4	14	36	9	18	28	46	15	23	39
IOWA SOUTHERN....	358	1	11	33	149	1	6	16	96	1	8	19	68	14	22	37	45	4	29	45
MINNESOTA.....	1,064	2	12	34	614	2	10	31	205	1	6	25	158	11	21	48	87	12	25	44
MISSOURI EASTERN....	1,148	1	6	16	751	1	5	14	223	1	4	9	37	3	9	21	137	5	12	26
MISSOURI WESTERN....	776	1	9	29	132	1	6	21	498	1	7	22	94	9	21	38	52	6	20	39
NEBRASKA.....	600	2	12	26	291	1	9	22	109	2	7	21	105	12	18	29	95	10	18	28
NORTH DAKOTA.....	167	1	8	23	83	1	5	18	50	2	9	17	17	6	16	25	17	11	17	35
SOUTH DAKOTA.....	203	2	12	39	114	1	9	32	47	2	10	34	16	10	27	45	26	9	19	45

CIRCUIT AND DISTRICT	TOTAL CASES			NO COURT ACTION			COURT ACTION													
	NUM- BER OF CASES	TIME INTERVAL IN MONTHS*		NUM- BER OF CASES	TIME INTERVAL IN MONTHS*		BEFORE PRETRIAL			DURING OR AFTER PRETRIAL			TRIAL							
		10 PER- CENT LESS THAN	ME- DIAN		10 PER- CENT MORE THAN	10 PER- CENT LESS THAN	ME- DIAN	10 PER- CENT MORE THAN	NUM- BER OF CASES	10 PER- CENT LESS THAN	ME- DIAN	10 PER- CENT MORE THAN	NUM- BER OF CASES	10 PER- CENT LESS THAN	ME- DIAN	10 PER- CENT MORE THAN				
NINTH CIRCUIT....	11,988	2	9	29	7,478	1	7	25	2,720	2	8	26	997	8	19	40	793	10	21	47
ALASKA.....	257	1	10	30	96	1	4	19	78	1	8	26	64	7	20	35	19	1	22	42
ARIZONA.....	809	1	7	33	524	1	6	25	213	1	8	29	32	19	33	60	34	6	33	60
CALIFORNIA NORTHERN...	2,546	2	9	29	1,681	2	7	24	525	2	8	26	200	9	18	40	140	9	22	48
CALIFORNIA EASTERN...	610	2	12	37	334	2	12	37	234	2	12	32	25	9	29	54	17	12	21	39
CALIFORNIA CENTRAL...	3,634	1	8	27	2,576	1	7	25	741	1	7	24	124	7	15	43	193	8	21	52
CALIFORNIA SOUTHERN...	592	1	8	28	337	1	7	22	170	1	6	20	40	11	25	41	45	13	22	49
HAWAII.....	331	1	13	31	194	1	10	30	78	1	9	29	41	12	24	42	18	5	19	28
IDAHO.....	357	2	10	29	232	1	6	26	76	4	13	31	17	11	18	32	32	11	20	55
MONTANA.....	313	2	11	28	118	1	7	22	48	1	8	24	106	7	16	29	41	6	17	37
NEVADA.....	363	2	12	31	139	1	12	28	148	2	8	24	50	13	20	39	26	9	19	37
OREGON.....	1,010	2	11	26	596	2	8	20	106	3	11	32	154	8	16	33	154	10	19	37
WASHINGTON EASTERN...	190	2	11	30	76	2	8	25	76	1	10	24	12	11	17	43	26	13	27	39
WASHINGTON WESTERN...	870	2	10	28	514	1	8	27	215	2	8	26	104	7	19	37	37	11	26	38
GUAM.....	106	5	30	50	61	1	24	50	6	1	16	49	28	18	34	48	11	17	39	54
TENTH CIRCUIT....	4,594	2	8	23	1,608	1	5	16	1,162	1	6	18	1,243	6	12	29	581	7	16	31
COLORADO.....	1,090	2	10	26	178	1	3	14	512	1	7	20	251	8	17	31	149	10	21	33
KANSAS.....	779	2	12	36	486	1	8	26	76	4	12	29	152	11	21	43	65	15	27	46
NEW MEXICO.....	537	2	7	15	206	1	4	11	90	1	5	14	140	5	10	17	101	6	12	19
OKLAHOMA NORTHERN...	461	2	7	19	149	1	4	7	139	1	7	15	121	6	12	25	52	7	14	24
OKLAHOMA EASTERN....	293	1	7	17	73	1	3	10	88	2	5	12	97	6	12	17	35	7	16	23
OKLAHOMA WESTERN....	818	2	7	18	235	1	4	9	170	1	4	11	305	5	9	21	108	5	12	23
UTAH.....	428	2	9	21	199	1	4	14	52	3	11	18	141	6	13	29	36	7	16	22
WYOMING.....	188	2	8	17	82	1	6	13	35	2	4	14	36	5	10	18	35	7	11	19

* TIME INTERVAL COMPUTED ONLY WHERE THERE ARE 25 OR MORE CASES.

TABLE C-5. U.S. DISTRICT COURTS.
 TIME INTERVALS FROM FILING TO DISPOSITION OF CIVIL CASES TERMINATED, BY DISTRICT AND METHOD OF DISPOSITION
 (EXCLUDES: LAND CONDEMNATION, PRISONER PETITIONS, AND DEPORTATION PERCENTS.
 INTERVALS SHOWN ARE FOR THE MEDIAN TIME AND FOR THE RANGE OF THE MIDDLE 80 PERCENT OF THE CASES.)
 FOR THE TWELVE MONTH PERIOD ENDED JUNE 30, 1978

CIRCUIT AND DISTRICT	TOTAL CASES			NO COURT ACTION			COURT ACTION													
	NUMBER OF CASES	TIME INTERVALS IN MONTHS*		NUMBER OF CASES	TIME INTERVALS IN MONTHS*		BEFORE PRETRIAL			DURING OR AFTER PRETRIAL			TRIAL							
		10 PER-CENT LESS THAN	ME-DIAN		10 PER-CENT MORE THAN	10 PER-CENT LESS THAN	ME-DIAN	10 PER-CENT MORE THAN	NUMBER OF CASES	TIME INTERVALS IN MONTHS*		NUMBER OF CASES	TIME INTERVALS IN MONTHS*		NUMBER OF CASES	TIME INTERVALS IN MONTHS*				
										10 PER-CENT LESS THAN	ME-DIAN		10 PER-CENT MORE THAN	10 PER-CENT LESS THAN		ME-DIAN	10 PER-CENT MORE THAN			
TOTAL ALL DISTRICTS	102,488	2	10	31	45,222	1	6	26	29,609	2	8	25	18,976	6	17	39	8,681	6	19	43
DISTRICT OF COLUMBIA	1,980	1	6	23	774	1	5	16	866	1	6	23	198	4	13	29	142	5	14	32
FIRST CIRCUIT	5,845	2	14	43	2,755	1	14	43	2,120	2	11	28	676	8	23	58	294	5	27	53
MAINE	242	2	10	27	102	1	6	13	48	1	10	24	75	6	16	34	17	-	-	-
MASSACHUSETTS	2,564	3	23	49	1,737	4	24	47	581	2	15	44	158	13	35	61	68	15	36	66
NEW HAMPSHIRE	246	1	7	21	64	1	5	11	57	1	9	13	92	6	13	23	93	1	16	28
RHODE ISLAND	422	3	21	37	113	1	13	27	132	2	13	28	100	18	27	38	77	6	13	49
PUERTO RICO	2,371	1	9	24	719	1	3	10	1,302	2	11	20	251	8	20	61	99	7	19	52
SECOND CIRCUIT	10,182	2	11	39	4,930	2	8	34	1,812	2	9	36	2,690	6	17	42	750	4	22	53
CONNECTICUT	949	2	11	39	570	2	9	31	231	1	9	32	109	19	31	52	39	7	36	59
NEW YORK NORTHERN	340	2	16	41	189	2	17	37	114	2	12	40	7	-	-	-	30	1	22	43
NEW YORK EASTERN	1,969	2	11	45	1,318	2	9	44	398	2	10	31	140	10	23	56	153	5	22	54
NEW YORK SOUTHERN	6,047	2	11	37	2,948	1	8	20	893	2	8	37	2,292	5	16	39	438	2	21	53
NEW YORK WESTERN	590	3	15	46	308	2	11	39	112	2	13	52	130	8	21	43	40	13	31	55
VERMONT	287	3	12	26	97	2	7	19	128	3	11	26	12	-	-	-	50	9	15	30
THIRD CIRCUIT	9,960	2	10	29	3,792	1	7	23	2,953	2	9	24	2,252	6	15	33	963	4	18	40
DELAWARE	361	2	8	30	123	1	6	21	180	2	9	29	29	7	24	53	19	-	-	-
NEW JERSEY	2,598	2	10	30	1,233	1	8	20	507	1	8	23	620	9	19	38	238	3	16	39
PENNSYLVANIA EASTERN	3,856	2	9	26	886	1	5	19	1,309	2	8	22	1,266	5	13	28	395	6	17	37
PENNSYLVANIA MIDDLE	1,097	2	11	23	454	1	8	20	444	3	12	21	115	8	15	31	84	3	16	35
PENNSYLVANIA WESTERN	1,350	1	10	29	643	1	5	19	358	3	9	24	217	7	17	37	132	3	19	43
VIRGIN ISLANDS	708	2	17	44	453	3	16	45	155	3	14	45	5	-	-	-	95	2	20	44

CIRCUIT AND DISTRICT	TOTAL CASES			NO COURT ACTION			COURT ACTION													
	NUMBER OF CASES	TIME INTERVALS IN MONTHS*		NUMBER OF CASES	TIME INTERVALS IN MONTHS*		BEFORE PRETRIAL			DURING OR AFTER PRETRIAL			TRIAL							
		10 PER-CENT LESS THAN	ME-DIAN		10 PER-CENT MORE THAN	10 PER-CENT LESS THAN	ME-DIAN	10 PER-CENT MORE THAN	NUMBER OF CASES	TIME INTERVALS IN MONTHS*		NUMBER OF CASES	TIME INTERVALS IN MONTHS*		NUMBER OF CASES	TIME INTERVALS IN MONTHS*				
										10 PER-CENT LESS THAN	ME-DIAN		10 PER-CENT MORE THAN	10 PER-CENT LESS THAN		ME-DIAN	10 PER-CENT MORE THAN			
FOURTH CIRCUIT	9,306	2	8	28	4,424	1	5	21	2,333	2	11	28	1,733	5	12	34	816	5	14	39
MARYLAND	1,643	1	8	26	525	1	4	12	423	1	8	19	544	4	12	28	151	7	20	47
NO. CAROLINA EASTERN	527	2	10	32	274	1	7	30	190	2	10	29	46	11	25	43	17	-	-	-
NO. CAROLINA MIDDLE	418	1	9	33	159	1	3	13	107	1	7	16	126	8	18	38	26	18	34	56
NO. CAROLINA WESTERN	454	2	8	23	113	1	3	13	82	2	7	17	168	5	10	23	91	6	12	30
SOUTH CAROLINA	1,934	1	7	19	1,337	1	5	17	334	2	11	16	122	6	12	24	141	7	15	28
VIRGINIA EASTERN	1,639	2	6	15	703	1	4	13	280	2	6	20	399	4	7	13	257	4	7	18
VIRGINIA WESTERN	1,147	2	7	20	797	2	6	18	199	2	7	14	96	7	15	38	55	6	14	36
W. VIRGINIA NORTHERN	319	6	20	37	96	2	11	35	164	8	22	37	34	10	19	33	25	10	28	64
W. VIRGINIA SOUTHERN	1,225	5	18	42	420	2	16	43	554	8	16	32	198	13	26	56	53	11	27	61
FIFTH CIRCUIT	22,400	2	10	29	8,465	1	7	23	7,098	1	7	24	4,394	8	17	34	2,443	7	19	40
ALABAMA NORTHERN	1,615	1	8	29	393	1	5	19	684	2	7	24	277	5	12	31	261	2	13	46
ALABAMA MIDDLE	409	1	4	11	78	1	3	7	171	1	2	6	104	3	7	16	56	2	6	12
ALABAMA SOUTHERN	491	1	7	16	208	1	4	11	112	2	6	12	117	6	11	25	54	5	10	16
FLORIDA NORTHERN	364	1	6	17	149	1	5	15	169	2	5	17	27	5	11	23	19	-	-	-
FLORIDA MIDDLE	1,330	2	10	31	548	1	7	26	604	2	9	30	88	11	22	37	90	10	24	36
FLORIDA SOUTHERN	1,879	1	6	18	950	1	5	15	607	1	6	15	195	5	12	25	127	6	14	29
GEORGIA NORTHERN	1,908	2	11	30	1,054	1	8	26	599	2	9	27	76	12	23	37	179	10	23	39
GEORGIA MIDDLE	517	1	8	19	247	1	6	17	142	2	7	18	84	6	10	21	44	6	11	24
GEORGIA SOUTHERN	486	1	9	23	286	1	8	19	94	1	7	17	42	7	12	26	64	5	13	36
LOUISIANA EASTERN	3,375	2	13	31	334	1	6	16	1,188	1	6	16	1,330	9	18	35	323	12	24	42
LOUISIANA MIDDLE	322	1	9	26	208	2	8	20	72	1	7	23	17	-	-	-	25	11	22	41
LOUISIANA WESTERN	1,417	2	12	30	506	1	5	21	360	1	10	27	383	8	16	34	168	7	19	39
MISSISSIPPI NORTHERN	584	2	12	25	231	1	8	21	207	1	11	26	73	12	19	27	73	12	20	31
MISSISSIPPI SOUTHERN	977	1	9	23	527	1	6	20	199	2	8	26	138	7	15	24	113	9	17	30
TEXAS NORTHERN	1,811	2	10	30	675	1	8	25	619	2	9	26	270	6	14	35	247	4	19	39
TEXAS EASTERN	1,052	3	12	24	414	2	8	20	277	3	12	24	228	9	14	24	133	10	18	33
TEXAS SOUTHERN	2,477	2	15	36	1,022	2	9	28	522	1	7	29	671	10	22	42	262	10	29	50
TEXAS WESTERN	841	2	11	35	308	1	8	29	382	3	10	27	69	9	23	50	82	5	25	46
CANAL ZONE	545	1	8	26	327	1	7	26	90	1	3	16	5	-	-	-	123	6	9	20

TABLE C-5. U.S. DISTRICT COURTS.
 TIME INTERVALS FROM FILING TO DISPOSITION OF CIVIL CASES TERMINATED, BY DISTRICT AND METHOD OF DISPOSITION
 (EXCLUDES: LAND CONDEMNATION, PRISONER PETITIONS, AND DEPORTATION REVIEWS.
 INTERVALS SHOWN ARE FOR THE MEDIAN TIME AND FOR THE RANGE OF THE MIDDLE 80 PERCENT OF THE CASES.)
 FOR THE TWELVE MONTH PERIOD ENDED JUNE 30, 1978

CIRCUIT AND DISTRICT	TOTAL CASES			NO COURT ACTION					COURT ACTION											
	NUMBER OF CASES	TIME INTERVALS IN MONTHS*			NUMBER OF CASES	TIME INTERVALS IN MONTHS*			BEFORE PRETRIAL			DURING OR AFTER PRETRIAL			TRIAL					
		10 PER-CENT LESS THAN	ME-DIAN	10 PER-CENT MORE THAN		10 PER-CENT LESS THAN	ME-DIAN	10 PER-CENT MORE THAN	NUMBER OF CASES	10 PER-CENT LESS THAN	ME-DIAN	10 PER-CENT MORE THAN	NUMBER OF CASES	10 PER-CENT LESS THAN	ME-DIAN	10 PER-CENT MORE THAN	NUMBER OF CASES	10 PER-CENT LESS THAN	ME-DIAN	10 PER-CENT MORE THAN
SIXTH CIRCUIT.....	10,725	2	9	30	4,038	1	6	23	3,674	2	8	24	2,152	5	17	42	861	3	15	42
KENTUCKY EASTERN.....	842	3	21	33	252	2	9	34	530	5	22	29	30	17	27	59	30	5	24	60
KENTUCKY WESTERN.....	800	2	15	34	251	1	9	26	371	2	12	27	152	16	28	47	26	10	25	37
MICHIGAN EASTERN.....	2,457	2	11	32	728	1	5	17	689	2	9	19	871	8	18	40	169	11	24	45
MICHIGAN WESTERN.....	381	2	22	47	220	1	13	33	66	3	21	33	75	23	43	59	20	-	-	-
OHIO NORTHERN.....	2,448	1	6	25	1,018	1	4	16	659	1	6	16	563	4	14	39	208	3	11	33
OHIO SOUTHERN.....	1,651	2	8	25	698	1	6	20	714	2	7	21	145	8	20	36	94	10	21	40
TENNESSEE EASTERN.....	902	1	5	14	246	1	2	10	258	2	6	11	240	3	7	16	158	1	8	15
TENNESSEE MIDDLE.....	482	1	9	58	298	1	8	39	100	1	6	38	14	-	-	-	70	2	16	129
TENNESSEE WESTERN....	762	2	11	26	327	2	9	22	287	2	10	23	62	10	18	48	86	8	17	39
SEVENTH CIRCUIT....	7,862	2	8	31	3,672	1	5	20	1,996	2	7	23	1,732	7	18	42	462	9	25	55
ILLINOIS NORTHERN....	4,081	1	7	26	2,326	1	5	19	997	2	7	23	570	5	16	39	188	8	24	45
ILLINOIS EASTERN.....	426	2	9	28	218	2	6	20	80	2	6	18	96	10	17	35	32	15	24	51
ILLINOIS SOUTHERN....	562	2	9	38	200	1	4	25	155	2	7	29	155	6	15	46	42	12	21	52
INDIANA NORTHERN....	762	3	15	44	198	1	7	33	253	2	9	30	231	13	25	55	80	8	31	55
INDIANA SOUTHERN....	1,050	2	9	29	438	1	6	19	204	2	6	20	556	7	16	35	52	8	23	40
WISCONSIN EASTERN....	607	2	11	40	200	1	7	21	165	1	7	18	201	9	21	52	41	7	42	69
WISCONSIN WESTERN....	374	3	10	30	92	1	6	26	132	2	9	18	123	5	14	41	27	3	18	69
EIGHTH CIRCUIT....	5,716	2	10	32	2,742	1	7	24	1,669	2	8	24	723	10	23	44	582	6	20	41
ARKANSAS EASTERN.....	608	2	16	36	234	1	6	25	194	2	11	29	119	17	28	48	61	19	31	46
ARKANSAS WESTERN....	416	2	13	34	183	2	8	25	116	2	12	28	68	10	22	45	49	6	22	38
IOWA NORTHERN.....	262	1	9	31	130	1	7	30	68	2	7	14	42	9	19	28	22	-	-	-
IOWA SOUTHERN.....	361	1	12	33	141	1	7	21	110	1	8	21	81	16	28	38	29	4	26	36
MINNESOTA.....	1,006	2	12	39	581	2	10	36	200	2	6	24	144	12	27	52	81	11	31	45
MISSOURI EASTERN....	1,144	1	6	16	741	1	6	14	244	1	6	14	27	7	15	43	132	5	13	27
MISSOURI WESTERN....	803	2	10	30	125	1	6	23	538	2	9	24	87	7	23	43	53	3	25	46
NEBRASKA.....	653	2	11	23	352	2	8	19	91	1	9	20	120	9	15	29	90	7	16	29
NORTH DAKOTA.....	233	1	7	26	131	1	3	16	46	1	8	24	22	-	-	-	34	5	16	37
SOUTH DAKOTA.....	230	1	15	39	124	1	11	36	62	1	14	34	13	-	-	-	31	8	22	35
NINTH CIRCUIT....	13,618	2	9	31	7,709	1	7	25	3,829	2	8	27	1,255	9	20	44	825	8	21	47
ALASKA.....	319	1	13	34	96	1	8	27	143	1	10	30	64	8	21	42	16	-	-	-
ARIZONA.....	939	1	8	34	610	1	6	25	238	2	10	29	52	12	24	52	39	17	35	62
CALIFORNIA NORTHERN..	2,920	2	8	26	1,774	1	6	20	749	3	9	27	196	8	16	34	201	8	20	48
CALIFORNIA EASTERN..	777	3	15	47	306	2	9	32	279	2	12	41	166	22	37	48	26	12	38	61
CALIFORNIA CENTRAL..	4,098	1	6	27	2,447	1	6	24	1,249	1	5	23	240	6	16	37	162	8	18	39
CALIFORNIA SOUTHERN..	664	2	9	27	383	2	7	24	209	2	8	24	33	12	23	33	39	11	19	43
HAWAII.....	382	2	15	39	236	1	12	35	97	2	11	32	26	12	26	44	23	-	-	-
IDAHO.....	348	1	7	24	211	1	5	20	92	1	6	21	23	-	-	-	22	-	-	-
MONTANA.....	391	2	12	32	159	1	7	21	63	1	10	33	120	7	14	38	49	2	15	31
NEVADA.....	384	2	15	36	139	1	7	26	154	2	14	34	60	15	28	38	31	3	27	49
OREGON.....	1,044	3	11	28	588	2	8	22	155	4	10	30	152	10	17	30	149	8	21	40
WASHINGTON EASTERN..	226	2	12	38	111	2	11	32	78	2	10	24	24	-	-	-	13	-	-	-
WASHINGTON WESTERN..	994	2	11	36	553	2	8	33	310	2	10	29	83	9	20	41	48	12	31	47
GUAM.....	131	2	17	52	96	1	10	47	13	-	-	-	16	-	-	-	6	-	-	-
NORTHERN MARIANAS....	1	-	-	-	-	-	-	-	-	-	-	-	-	-	-	-	1	-	-	-
TENTH CIRCUIT....	4,894	2	8	25	1,921	1	5	20	1,259	2	6	20	1,171	6	12	29	543	7	15	37
COLORADO.....	1,056	2	12	29	177	1	5	17	476	1	6	23	282	9	21	32	121	7	25	41
KANSAS.....	899	2	12	35	599	2	10	27	129	2	10	29	102	11	21	43	69	14	33	70
NEW MEXICO.....	611	1	7	17	266	1	4	12	123	2	6	15	115	5	10	17	107	7	12	21
OKLAHOMA NORTHERN..	460	2	8	22	156	1	4	10	169	2	7	19	87	6	12	26	46	8	15	32
OKLAHOMA EASTERN....	309	1	6	14	121	1	4	9	84	1	4	10	73	3	9	18	31	8	14	23
OKLAHOMA WESTERN....	949	2	7	17	313	1	4	9	172	1	4	11	345	5	10	22	119	6	11	22
UTAH.....	390	2	10	26	203	1	7	21	59	3	8	19	112	6	13	29	16	-	-	-
WYOMING.....	220	1	7	16	86	1	4	12	47	1	5	13	55	6	9	15	32	5	9	21

* TIME INTERVAL COMPUTED ONLY WHERE THERE ARE 25 OR MORE CASES

TABLE C-5. U.S. DISTRICT COURTS.
 TIME INTERVALS FROM FILING TO DISPOSITION OF CIVIL CASES TERMINATED, BY DISTRICT AND METHOD OF DISPOSITION
 (EXCLUDES: LAND CONDEMNATION, PRISONER PETITIONS, AND DEPORTATION REVIEWS.
 INTERVALS SHOWN ARE FOR THE MEDIAN TIME AND FOR THE RANGE OF THE MIDDLE 80 PERCENT OF THE CASES.)
 FOR THE TWELVE MONTH PERIOD ENDED JUNE 30, 1979

CIRCUIT AND DISTRICT	TOTAL CASES			NO COURT ACTION			COURT ACTION													
	NUMBER OF CASES	TIME INTERVALS IN MONTHS*		NUMBER OF CASES	TIME INTERVALS IN MONTHS*		BEFORE PRETRIAL			DURING OR AFTER PRETRIAL			TRIAL							
		10 PER-CENT LESS THAN	10 PER-CENT MORE THAN		10 PER-CENT LESS THAN	10 PER-CENT MORE THAN	NUMBER OF CASES	TIME INTERVALS IN MONTHS*		NUMBER OF CASES	TIME INTERVALS IN MONTHS*		NUMBER OF CASES	TIME INTERVALS IN MONTHS*						
		ME-DIAN	ME-DIAN		ME-DIAN	ME-DIAN		10 PER-CENT LESS THAN	10 PER-CENT MORE THAN		10 PER-CENT LESS THAN	10 PER-CENT MORE THAN		10 PER-CENT LESS THAN	10 PER-CENT MORE THAN					
TOTAL ALL DISTRICTS..	118,250	1	9	33	57,110	1	6	30	32,223	2	8	27	19,900	6	17	39	9,017	6	19	44
DISTRICT OF COLUMBIA..	2,466	1	5	22	1,078	1	4	16	1,077	1	5	21	171	5	14	44	140	6	15	34
FIRST CIRCUIT.....	9,198	2	16	50	5,236	2	24	54	2,827	2	8	28	812	7	24	52	323	4	27	55
MAINE.....	317	3	13	28	187	2	9	22	56	2	12	22	78	9	21	38	16	-	-	-
MASSACHUSETTS.....	5,143	6	31	57	4,036	7	32	57	734	2	18	52	277	15	42	64	96	20	40	66
NEW HAMPSHIRE.....	388	2	9	28	97	1	4	16	114	1	3	16	132	5	16	30	45	7	28	34
RHODE ISLAND.....	533	1	12	34	201	1	5	24	127	3	14	29	116	9	27	37	89	1	23	38
PUERTO RICO.....	2,817	1	5	15	735	1	2	7	1,796	1	6	14	209	6	14	34	77	8	16	68
SECOND CIRCUIT.....	11,486	2	10	38	5,050	1	6	33	2,192	2	8	27	3,320	6	16	43	924	6	24	56
CONNECTICUT.....	1,185	2	13	43	618	2	10	36	384	2	9	31	95	15	37	59	89	7	42	70
NEW YORK NORTHERN.....	419	2	12	44	207	2	9	32	140	2	10	37	16	-	-	-	56	9	38	67
NEW YORK EASTERN.....	2,635	2	10	38	1,499	1	7	32	567	2	10	31	375	7	22	49	194	9	26	56
NEW YORK SOUTHERN.....	6,250	2	10	37	2,231	1	5	29	855	2	6	23	2,672	6	15	40	492	4	20	49
NEW YORK WESTERN.....	738	2	10	42	412	2	6	39	125	2	9	33	152	7	24	44	49	7	39	80
VERMONT.....	258	2	10	24	83	1	5	14	121	3	9	22	10	-	-	-	44	10	19	36
THIRD CIRCUIT.....	11,679	1	6	27	4,679	1	6	22	3,458	1	7	20	2,455	5	14	33	1,087	4	17	39
DELAWARE.....	412	1	9	36	152	1	6	26	200	1	8	32	23	-	-	-	37	7	19	54
NEW JERSEY.....	3,330	1	7	24	1,768	1	5	14	694	1	6	17	612	7	16	34	256	2	15	41
PENNSYLVANIA EASTERN.....	4,324	1	9	23	852	1	4	16	1,858	1	7	19	1,242	4	12	28	372	6	16	32
PENNSYLVANIA MIDDLE.....	987	1	8	24	387	1	6	17	284	1	4	14	201	8	15	31	115	2	13	33
PENNSYLVANIA WESTERN.....	1,884	2	10	36	938	1	6	30	340	2	9	22	372	7	18	44	234	2	21	43
VIRGIN ISLANDS.....	742	3	15	35	582	3	14	34	82	2	12	36	5	-	-	-	73	4	21	40
FOURTH CIRCUIT.....	9,801	1	7	31	5,234	1	5	26	2,319	2	9	31	1,501	5	12	37	747	5	12	35
MARYLAND.....	1,831	1	7	23	892	1	3	11	563	1	5	16	408	6	12	34	188	4	15	37
NO. CAROLINA EASTERN.....	494	1	4	22	343	1	3	11	198	2	11	31	11	-	-	-	12	-	-	-
NO. CAROLINA MIDDLE.....	526	1	6	35	260	1	3	8	119	2	11	23	126	7	20	44	21	-	-	-
NO. CAROLINA WESTERN.....	857	1	6	20	252	1	2	9	92	3	8	21	153	4	10	24	60	6	14	30
SOUTH CAROLINA.....	1,892	2	7	23	1,408	1	6	20	322	3	14	25	47	5	13	31	115	8	18	38
VIRGINIA EASTERN.....	1,707	1	5	14	843	1	4	11	259	1	4	14	357	5	8	20	248	4	7	15
VIRGINIA WESTERN.....	896	2	6	20	552	2	6	15	185	2	5	12	75	5	18	34	44	4	14	32
W. VIRGINIA NORTHERN.....	255	1	18	45	79	1	6	24	114	1	16	45	46	8	21	63	16	-	-	-
W. VIRGINIA SOUTHERN.....	1,643	2	23	49	865	2	23	55	537	3	20	42	198	13	26	49	43	7	23	43
FIFTH CIRCUIT.....	25,305	2	9	29	11,186	1	6	23	7,302	2	7	23	4,359	8	17	35	2,398	6	19	40
ALABAMA NORTHERN.....	1,581	2	7	23	526	1	5	14	549	2	6	17	289	6	13	31	217	5	14	39
ALABAMA MIDDLE.....	459	1	4	11	110	1	3	10	189	1	2	6	102	4	7	14	58	4	7	17
ALABAMA SOUTHERN.....	524	1	6	18	248	1	4	12	112	2	6	14	76	5	11	21	88	5	10	19
FLORIDA NORTHERN.....	461	2	5	15	185	1	4	15	212	2	5	13	36	7	14	32	28	10	17	33
FLORIDA MIDDLE.....	1,981	2	9	31	899	1	7	24	828	2	8	29	135	12	25	48	119	11	27	47
FLORIDA SOUTHERN.....	2,504	1	6	21	1,550	1	5	18	784	2	6	22	75	8	17	33	95	6	15	35
GEORGIA NORTHERN.....	2,079	1	9	28	1,281	1	8	24	567	2	9	24	84	11	18	40	147	8	22	40
GEORGIA MIDDLE.....	691	1	5	17	441	1	4	14	115	1	5	16	78	6	11	23	57	2	10	22
GEORGIA SOUTHERN.....	758	1	9	28	510	1	6	23	111	2	12	28	69	8	14	32	66	7	16	46
LOUISIANA EASTERN.....	3,858	2	14	31	217	1	4	13	1,375	1	5	19	1,901	9	18	34	365	11	23	42
LOUISIANA MIDDLE.....	268	1	10	32	182	1	8	27	54	1	5	30	54	-	-	-	14	-	-	-
LOUISIANA WESTERN.....	1,398	2	10	29	659	1	5	32	283	2	9	22	317	9	14	29	139	8	16	35
MISSISSIPPI NORTHERN.....	734	1	8	26	338	1	5	17	225	2	8	26	109	9	16	33	62	9	19	28
MISSISSIPPI SOUTHERN.....	1,401	1	8	24	887	1	5	18	219	2	11	28	166	9	17	27	129	9	19	35
TEXAS NORTHERN.....	1,913	2	12	34	797	1	8	28	569	2	10	38	233	6	16	38	319	4	22	41
TEXAS EASTERN.....	969	2	12	26	521	1	8	21	205	3	11	30	144	13	18	29	99	11	19	31
TEXAS SOUTHERN.....	2,455	2	12	34	1,276	2	8	30	548	2	7	26	439	9	23	42	192	9	30	50
TEXAS WESTERN.....	855	2	9	30	292	1	7	23	398	2	9	27	80	5	18	42	84	2	14	42
CANAL ZONE.....	418	1	8	25	267	1	8	27	28	1	11	21	3	-	-	-	120	5	8	16

TABLE C-5. U.S. DISTRICT COURTS.
 TIME INTERVALS FROM FILING TO DISPOSITION OF CIVIL CASES TERMINATED, BY DISTRICT AND METHOD OF DISPOSITION
 (EXCLUDES: LAND CONDEMNATION, PRISONER PETITIONS, AND DEPORTATION REVIEWS,
 INTERVALS SHOWN ARE FOR THE MEDIAN TIME AND FOR THE RANGE OF THE MIDDLE 80 PERCENT OF THE CASES.)
 FOR THE TWELVE MONTH PERIOD ENDED JUNE 30, 1979

CIRCUIT AND DISTRICT	TOTAL CASES				NO COURT ACTION				COURT ACTION											
	NUMBER OF CASES	TIME INTERVALS IN MONTHS*			NUMBER OF CASES	TIME INTERVALS IN MONTHS*			BEFORE PRETRIAL				DURING OR AFTER PRETRIAL				TRIAL			
		10 PER-CENT LESS THAN	ME-DIAN	10 PER-CENT MORE THAN		10 PER-CENT LESS THAN	ME-DIAN	10 PER-CENT MORE THAN	NUMBER OF CASES	10 PER-CENT LESS THAN	ME-DIAN	10 PER-CENT MORE THAN	NUMBER OF CASES	10 PER-CENT LESS THAN	ME-DIAN	10 PER-CENT MORE THAN	NUMBER OF CASES	10 PER-CENT LESS THAN	ME-DIAN	10 PER-CENT MORE THAN
SIXTH CIRCUIT.....	11,994	1	10	31	5,117	1	5	23	3,761	2	11	30	2,287	6	18	40	829	5	20	44
KENTUCKY EASTERN.....	783	3	26	47	269	1	14	38	468	5	29	47	34	16	31	57	12	-	-	-
KENTUCKY WESTERN.....	864	2	15	38	299	1	7	23	300	4	13	30	201	15	30	50	64	7	28	49
MICHIGAN EASTERN.....	3,538	2	12	31	1,341	1	5	19	936	3	11	23	1,040	9	19	39	221	13	25	47
MICHIGAN WESTERN.....	406	3	18	46	247	2	11	36	78	3	16	46	63	11	40	51	18	-	-	-
OHIO NORTHERN.....	2,279	1	6	26	1,114	1	4	13	561	2	7	21	456	5	17	37	148	6	14	40
OHIO SOUTHERN.....	1,833	2	8	27	768	1	5	24	821	3	9	25	158	9	20	33	86	9	20	40
TENNESSEE EASTERN.....	883	1	4	12	274	1	2	7	232	1	4	10	256	2	8	13	121	2	7	18
TENNESSEE MIDDLE.....	674	1	11	29	385	1	8	28	208	3	13	20	14	-	-	-	67	8	24	46
TENNESSEE WESTERN.....	734	1	9	26	420	1	6	24	157	1	7	18	65	7	18	29	92	8	19	33
SEVENTH CIRCUIT...	8,487	1	7	30	3,934	1	4	18	2,060	2	7	25	1,964	5	15	38	529	7	23	50
ILLINOIS NORTHERN...	4,387	1	6	26	2,107	1	4	14	1,054	1	7	24	978	4	12	37	248	5	21	46
ILLINOIS CENTRAL.....	509	2	10	30	295	2	7	22	90	3	8	18	89	6	19	34	35	9	26	50
ILLINOIS SOUTHERN...	531	2	8	27	224	1	5	18	129	2	7	25	139	5	13	34	39	10	19	35
INDIANA NORTHERN...	733	2	11	37	221	1	6	29	226	2	7	25	203	8	21	47	83	8	23	52
INDIANA SOUTHERN...	1,188	2	8	29	646	1	5	24	232	2	6	22	264	8	17	36	56	8	21	47
WISCONSIN EASTERN...	801	1	11	37	343	1	6	25	229	1	7	31	175	12	24	42	54	19	36	69
WISCONSIN WESTERN...	338	2	8	33	98	1	4	19	110	1	5	21	116	8	16	47	14	-	-	-
EIGHTH CIRCUIT....	6,892	1	9	32	3,626	1	6	23	1,857	1	8	30	749	8	23	44	660	7	22	44
ARKANSAS EASTERN.....	940	2	16	44	313	1	4	25	401	3	17	38	134	12	31	52	92	14	32	59
ARKANSAS WESTERN.....	431	2	15	33	197	1	6	24	120	3	16	34	56	13	23	41	58	9	25	41
IOWA NORTHERN.....	302	2	9	27	165	2	8	23	69	2	6	19	45	10	21	32	23	-	-	-
IOWA SOUTHERN.....	466	1	9	35	271	1	3	15	70	2	15	28	96	17	26	41	29	13	39	49
MINNESOTA.....	1,193	2	10	38	683	1	8	35	232	2	8	25	186	4	22	46	92	7	32	49
MISSOURI EASTERN...	1,402	1	6	17	906	1	5	15	304	1	6	14	26	6	15	40	166	5	15	26
MISSOURI WESTERN...	1,020	1	6	29	423	1	5	20	473	1	5	26	74	12	25	49	50	8	25	40
NEBRASKA.....	628	2	10	23	380	1	8	20	473	3	9	18	93	9	15	26	88	8	20	32
NORTH DAKOTA.....	285	1	8	22	161	1	4	16	62	1	7	25	30	13	18	24	32	7	17	27
SOUTH DAKOTA.....	225	1	14	44	127	1	12	31	59	1	13	48	9	-	-	-	30	2	17	52
NINTH CIRCUIT.....	14,979	1	8	33	9,332	1	6	28	3,872	2	9	32	948	9	19	47	827	8	20	49
ALASKA.....	347	1	9	36	123	1	4	21	159	2	9	30	49	9	25	44	16	-	-	-
ARIZONA.....	874	1	9	41	592	1	8	36	213	2	9	35	36	17	29	66	33	6	31	67
CALIFORNIA NORTHERN...	2,953	2	8	25	1,786	2	5	18	739	2	9	27	230	8	17	48	198	8	16	41
CALIFORNIA EASTERN...	870	2	12	38	401	1	9	34	402	2	12	33	42	11	33	57	25	17	36	66
CALIFORNIA CENTRAL...	4,899	1	8	31	3,455	1	6	29	1,032	1	8	26	220	8	19	40	192	7	21	45
CALIFORNIA SOUTHERN...	1,037	1	4	24	678	1	3	18	293	1	7	28	24	-	-	-	42	6	18	41
HAWAII.....	421	1	13	39	290	1	11	34	86	4	16	40	23	-	-	-	22	-	-	-
IDAHO.....	459	1	7	32	321	1	5	26	68	4	8	30	16	-	-	-	48	6	14	44
MONTANA.....	347	2	10	28	148	1	5	23	58	1	5	24	103	8	14	33	38	6	16	34
NEVADA.....	402	2	12	38	150	1	7	30	195	3	11	34	25	10	20	46	32	5	23	52
OREGON.....	954	2	10	26	580	1	7	17	197	4	12	31	80	11	17	31	97	9	18	45
WASHINGTON EASTERN...	225	2	10	37	121	1	7	24	73	3	11	30	11	-	-	-	20	-	-	-
WASHINGTON WESTERN...	1,032	2	13	41	609	1	10	38	293	3	12	36	78	12	26	47	52	11	32	49
GUAM.....	113	1	17	60	64	1	9	51	32	1	53	57	8	-	-	-	9	-	-	-
NORTHERN MARIANAS...	52	1	3	9	14	-	-	-	32	1	3	9	3	-	-	-	3	-	-	-
TENTH CIRCUIT.....	5,963	1	8	26	2,638	1	4	15	1,438	1	6	21	1,334	7	15	33	553	6	16	38
COLORADO.....	1,217	1	8	30	238	1	3	11	518	1	5	21	302	8	18	36	159	8	23	38
KANSAS.....	1,240	1	12	33	696	1	7	23	171	2	9	32	328	12	24	43	45	18	31	50
NEW MEXICO.....	798	2	7	16	395	1	4	13	224	2	7	15	81	5	12	18	98	6	12	20
OKLAHOMA NORTHERN...	441	1	7	24	199	1	3	8	143	3	10	25	62	7	13	29	37	7	15	37
OKLAHOMA EASTERN...	288	1	5	16	127	1	3	10	80	1	5	12	54	4	10	18	27	9	17	28
OKLAHOMA WESTERN...	1,070	1	5	18	481	1	2	8	165	1	4	19	318	5	11	21	106	6	12	30
UTAH.....	651	1	9	28	378	1	6	22	88	3	11	29	149	6	12	32	36	8	19	41
WYOMING.....	258	1	4	15	124	1	3	10	49	1	3	10	40	7	12	20	45	1	10	24

* TIME INTERVAL COMPUTED ONLY WHERE THERE ARE 25 OR MORE CASES

NOTE: Table Series C-5a was first published in
the 1971 Annual Report of the Director.

TABLE C5a.—U.S. district courts. Time interval from filing to disposition of civil cases terminated during the fiscal year ended June 30, 1971, by nature of suit and method of disposition. (Excludes land condemnation cases, habeas corpus cases, deportation reviews, and motions to vacate sentence. Intervals shown are for the median time and for the range of the middle 80 percent of the cases.)

Nature of suit	Total cases			No court action			Court action													
	Number of cases	Time interval in months ¹			Number of cases	Time interval in months ¹			Before pretrial			During or after pretrial			Trial					
		10 percent less than	Median	10 percent more than		10 percent less than	Median	10 percent more than	Number of cases	Time interval in months ¹			Number of cases	Time interval in months ¹			Number of cases	Time interval in months ¹		
										10 percent less than	Median	10 percent more than		10 percent less than	Median	10 percent more than		10 percent less than	Median	10 percent more than
Total cases.....	70,320	1	9	33	33,361	1	7	28	18,727	1	6	25	10,886	7	17	41	7,346	5	16	43
U.S. cases.....	19,761	1	5	24	9,483	1	4	21	7,767	1	4	19	1,355	6	17	45	1,155	3	16	49
Contract actions:																				
Negotiable instruments.....	2,316	1	4	15	1,971	1	3	13	223	2	5	18	95	4	11	31	27	7	19	52
Recovery of overpayments and enforcement of judgments.....	227	1	2	19	198	1	2	14	19				6				4			
Other contracts.....	1,795	1	8	25	837	1	6	26	768	1	8	22	106	5	16	40	84	4	15	43
Real property.....	1,330	1	4	17	741	1	3	12	507	1	4	15	37	3	14	37	54	8	28	51
Tort actions:																				
Marine, personal injury.....	430	5	15	36	201	4	11	33	74	3	11	33	110	10	21	38	45	11	25	33
Motor vehicle, personal injury.....	783	2	11	32	410	2	9	28	146	1	6	27	117	6	16	40	110	7	15	40
Other personal injury.....	602	2	15	53	202	1	9	44	174	2	8	33	133	12	28	77	93	7	23	55
Other torts.....	402	2	10	37	249	1	9	28	70	1	7	39	44	8	16	55	39	5	15	65
Actions under statutes:																				
Antitrust.....	53	1	7	59	27	1	1	21	16				5				5			
Civil rights.....	385	1	5	21	146	1	4	17	170	1	4	20	25	3	12	28	44	1	5	28
Liquor forfeitures.....	104	2	8	43	51	2	6	44	21				13				19			
Other forfeiture and penalty suits.....	1,633	1	4	20	1,186	1	3	13	296	1	6	26	93	3	12	56	58	2	13	44
Narcotic addict rehabilitation Act.....	2,760	1	1	4	109	1	1	8	2,645	1	1	4	1				5			
Fair labor standards Act.....	1,554	1	5	18	1,170	1	4	13	160	1	6	22	141	5	12	24	83	5	19	45
Other labor litigation.....	312	1	6	18	170	1	5	17	94	1	7	20	9				39	1	6	14
Selective service Act.....	607	1	2	8	229	1	2	9	319	1	2	7	6				53	1	2	9
Social security laws.....	1,568	3	10	23	341	3	9	22	1,165	3	10	24	47	7	12	26	15			
Tax suits.....	1,559	3	17	44	681	2	14	38	283	2	12	41	323	10	21	47	267	7	21	55
All other U.S. actions.....	1,332	1	6	23	564	1	3	23	617	1	9	20	39	3	13	28	112	1	9	26
Federal question.....	23,404	1	10	34	12,142	1	8	31	5,337	1	6	29	3,656	7	16	41	2,289	4	17	45
Contract actions:																				
Marine.....	3,002	1	11	38	2,053	1	9	37	465	2	8	34	335	7	16	45	149	7	19	56
Miller act.....	866	2	9	32	549	1	7	22	116	3	8	31	124	6	15	62	77	9	17	50
Other contracts.....	94	1	8	31	40	1	8	29	36	1	4	20	8				10			
Real property.....	241	1	4	21	195	1	2	13	22				15				9			
Tort actions:																				
Employers' Liability Act.....	1,336	4	17	39	493	3	14	36	153	1	7	29	497	7	22	41	193	6	19	41
Marine, personal injury.....	5,240	3	13	37	2,921	2	10	33	528	2	11	31	1,347	7	17	40	444	8	21	45
Other personal injury.....	53	2	9	32	23				14				10				6			
Other torts.....	697	2	12	42	372	2	10	38	85	2	6	25	140	6	16	45	100	9	22	65
Actions under statutes:																				
Bankruptcy trustee suits.....	387	4	16	51	218	3	13	56	69	4	14	44	48	10	23	41	52	8	20	73
Antitrust.....	1,165	1	7	40	372	2	17	44	642	1	2	29	103	7	19	52	48	2	24	63
Civil rights.....	3,586	1	5	22	1,213	1	4	20	1,456	1	4	19	325	4	12	28	592	1	9	23
Fair Labor Standards Act.....	530	3	12	33	231	2	8	28	68	3	9	24	131	7	15	34	100	7	22	36

See footnote at end of table.

TABLE C5a.—U.S. district courts. Time interval from filing to disposition of civil cases terminated during the fiscal year ended June 30, 1971, by nature of suit and method of disposition. (Excludes land condemnation cases, habeas corpus cases, deportation reviews, and motions to vacate sentence. Intervals shown are for the median time and for the range of the middle 80 percent of the cases.)—Continued

Nature of suit	Total cases			No court action			Court action													
	Number of cases	Time interval in months ¹		Number of cases	Time interval in months ¹		Number of cases	Before pretrial			During or after pretrial			Trial						
		Time interval in months ¹			Time interval in months ¹			Time interval in months ¹			Number of cases	Time interval in months ¹		Number of cases	Time interval in months ¹					
		10 percent less than	Median		10 percent more than	10 percent less than		Median	10 percent more than	10 percent less than		Median	10 percent more than		10 percent less than	Median	10 percent more than			
Federal question—Continued																				
Action under statutes—Continued																				
Labor Management Relations Act.....	1,423	1	6	24	783	1	5	20	421	1	6	25	113	4	13	33	106	1	13	40
Other labor litigation.....	282	1	5	23	119	1	3	17	112	1	5	20	17				34	1	15	32
Copyright.....	620	2	7	27	445	2	6	24	106	2	8	25	50	7	13	32	19			
Patent.....	859	3	13	46	392	2	9	30	246	2	9	35	117	7	21	47	104	19	43	85
Trademark.....	468	1	7	29	281	1	5	22	117	1	7	28	45	7	14	57	25	5	20	57
All other Federal question.....	2,555	2	8	32	1,442	2	7	25	681	1	7	34	231	6	15	45	201	2	14	35
Diversity of citizenship.....	23,168	3	12	36	10,189	2	9	31	3,939	2	9	32	5,436	6	17	41	3,594	6	17	42
Contract actions																				
Insurance.....	2,305	2	10	31	972	2	8	20	602	2	9	36	460	6	14	37	371	6	16	37
Negotiable instrument.....	506	1	6	26	261	1	4	16	110	1	7	28	82	6	11	32	53	6	17	40
Other contracts.....	5,080	2	10	35	2,240	1	7	26	1,257	1	8	30	936	6	17	45	647	7	19	45
Real property.....	599	2	9	32	277	1	5	17	133	2	8	31	111	8	17	41	76	5	17	43
Tort actions																				
Marine, personal injury.....	1,543	5	18	42	961	4	17	36	134	7	21	42	327	8	19	53	121	9	23	52
Motor vehicle, personal injury.....	7,993	4	12	35	3,554	3	11	32	884	2	10	29	2,120	6	16	38	1,435	6	14	39
Other personal injury.....	4,499	3	15	40	1,663	2	11	36	768	2	9	32	1,284	7	19	44	794	8	19	43
Other torts.....	621	2	11	29	256	1	7	23	167	1	6	26	115	6	15	37	93	8	16	40
All other diversity.....	12				5				4				1				2			
Local jurisdiction.....	3,997	1	8	26	1,547	1	8	25	1,684	1	5	21	439	11	20	39	327	3	12	30
Contract actions.....	660	2	10	29	340	1	8	24	216	2	8	24	65	10	22	43	39	6	22	40
Real property.....	349	1	10	33	198	1	8	26	102	1	8	31	22				27	6	12	30
Tort actions																				
Motor vehicle, personal injury.....	957	5	13	28	386	3	11	25	252	4	11	25	252	11	19	36	67	12	19	34
Other personal injury.....	477	4	14	31	174	4	14	36	174	3	10	25	89	10	19	38	40	11	18	31
Other torts.....	59	2	10	31	30	1	9	24	20				6				3			
Domestic relations.....	649	1	4	14	94	1	7	19	417	1	3	11	1				137	2	7	16
Insanity.....	316	1	1	2	6				300	1	1	2					10			
Substitute trustee.....	37	1	1	16	32	1	1	6	3				2							
Suits involving local officials.....	62	1	4	17	27	1	4	20	31	1	3	9					4			
All other local.....	431	1	2	25	260	1	2	11	169	1	3	38	2							

¹ Time interval computed only where there are 25 or more cases.

TABLE C 5A.—U.S. district courts. Time interval from filing to disposition of civil cases terminated during the fiscal year ended June 30, 1972, by nature of suit and method of disposition. (Excludes land condemnation, cases, habeas corpus cases, deportation reviews, and motions to vacate sentence. Intervals are shown for the median time and for the range of the middle 80 percent of the cases.)

Circuit and district	Total cases			No court action			Court action													
	Number of cases	Time interval in months ¹		Number of cases	Time interval in months ¹		Before pretrial			During or after pretrial			Trial							
		10 percent less than	Median		10 percent more than	10 percent less than	Median	10 percent more than	Number of cases	Time interval in months ¹		Number of cases	Time interval in months ¹		Number of cases	Time interval in months ¹				
										10 percent less than	Median		10 percent more than	10 percent less than		Median	10 percent more than	10 percent less than	Median	10 percent more than
Total cases.....	78,092	1	9	33	37,107	1	8	30	20,349	1	6	26	12,618	7	17	40	8,018	8	16	43
United States cases.....	20,961	1	5	26	10,256	1	4	20	7,960	1	4	20	1,555	6	17	45	1,190	4	16	47
Contract actions:																				
Negotiable instruments.....	2,391	1	3	16	1,932	1	3	13	318	1	5	19	105	4	14	41	36	6	14	45
Recovery of overpayments and enforcement of judgments.....	238	1	4	21	202	1	3	21	28	1	11	20	5				3			
Other contracts.....	1,700	1	6	30	867	1	5	29	605	1	5	23	131	5	14	45	97	5	16	42
Real property.....	1,528	1	4	17	1,010	1	3	12	406	1	4	18	59	6	17	57	53	6	22	71
Tort actions:																				
Marine, personal injury.....	392	6	19	41	163	5	17	34	60	5	14	29	113	10	22	41	56	13	32	47
Motor vehicle, personal injury.....	733	2	11	36	328	2	9	30	147	1	5	19	151	7	17	44	107	7	16	48
Other personal injury.....	761	2	14	43	290	2	11	36	210	2	6	30	151	10	30	46	110	8	20	54
Other torts.....	404	2	12	37	249	2	10	35	70	1	6	27	48	8	17	46	37	6	17	44
Actions under statutes:																				
Antitrust.....	54	1	14	52	18				15				14				7			
Civil rights.....	563	1	5	24	211	1	4	19	273	1	5	22	32	4	8	35	47	1	12	26
Liquor forfeitures.....	126	2	5	48	52	2	4	16	50	1	7	49	9				15			
Other forfeiture and penalty suits.....	2,247	1	3	14	1,633	1	3	12	453	1	4	14	80	3	12	46	81	4	14	37
Narcotic Addict Rehabilitation Act.....	2,527	1	1	5	199	1	1	6	2,320	1	1	5	5				3			
Fair Labor Standards Act.....	1,736	1	5	20	1,296	1	4	14	191	1	6	23	162	6	14	38	87	7	18	40
Other labor litigation.....	379	1	5	19	213	1	5	18	119	1	5	21	15				32	1	4	17
Selective Service Act.....	389	1	3	14	140	1	4	15	217	1	3	13	5				18			
Social security laws.....	1,871	3	10	27	219	3	9	29	1,562	3	10	26	81	7	13	33	9			
Tax suits.....	1,636	3	15	44	694	2	13	40	359	1	9	34	320	9	21	50	263	8	21	57
All other U.S. actions.....	1,286	1	5	25	531	1	4	25	557	1	5	22	69	4	11	41	129	2	8	32
Federal question.....	27,841	1	10	35	14,628	1	9	33	6,101	1	7	29	4,516	7	17	40	2,696	4	17	44
Contract actions:																				
Marine.....	3,573	2	12	47	2,503	1	11	48	447	2	8	33	436	7	19	48	187	6	22	64
Miller Act.....	761	2	10	33	484	2	7	31	110	3	12	33	99	7	16	60	68	8	17	59
Other contracts.....	176	1	6	24	86	1	5	22	57	1	3	15	15				18			
Real property.....	359	1	7	22	296	1	5	20	24				25	9	16	37	14			
Tort actions:																				
Employers' Liability Act.....	1,626	4	16	36	641	4	15	35	206	1	5	29	555	8	20	37	224	8	21	42
Marine, personal injury.....	5,858	3	14	36	3,160	2	11	34	601	3	13	35	1,575	8	17	35	522	8	20	42
Other personal injury.....	60	2	15	36	27	4	28	38	20				9				4			
Other torts.....	886	3	13	41	451	2	10	39	140	2	8	21	196	8	19	46	99	9	20	53
Actions under statutes:																				
Bankruptcy trustee suits.....	432	3	13	42	260	2	12	42	61	1	9	33	70	6	19	39	41	3	15	48
Antitrust.....	949	2	12	51	320	2	10	47	440	1	8	41	125	9	30	70	64	11	31	54
Civil rights.....	4,460	1	7	26	1,422	1	6	25	1,842	1	4	21	476	5	13	32	720	2	11	31
Fair Labor Standards Act.....	526	2	9	32	237	2	7	25	79	2	8	36	128	5	12	32	82	5	14	39
Labor Management Relations Act.....	1,999	1	5	22	1,104	1	4	18	594	1	5	20	150	4	12	37	151	1	9	40
Other labor litigation.....	296	1	11	38	104	1	8	31	122	1	6	33	44	9	24	52	25	2	15	42
Copyright.....	724	1	6	26	512	1	5	22	124	1	8	27	55	5	13	45	33	6	20	71
Patent.....	932	2	16	48	459	1	9	35	231	3	16	46	119	9	24	55	123	14	23	72
Trademark.....	567	1	6	27	351	1	4	19	123	1	8	27	56	5	17	44	37	4	20	48
All other Federal question.....	3,657	2	10	28	2,111	2	10	21	880	1	7	30	383	6	16	42	283	3	15	39

See footnote at end of table.

TABLE C 5A.—U.S. district courts. Time interval from filing to disposition of civil cases terminated during the fiscal year ended June 30, 1972, by nature of suit and method of disposition. (Excludes land condemnation cases, habeas corpus cases, deportation reviews, and motions to vacate sentence. Intervals are shown for the median time and for the range of the middle 80 percent of the cases.)—Continued

Circuit and district	Total cases			No court action			Court action													
	Number of cases	Time interval in months †		Number of cases	Time interval in months †		Before pretrial			During or after pretrial			Trial							
		10 percent less than	Median		10 percent more than	10 percent less than	Median	10 percent more than	Number of cases	Time interval in months †		Number of cases	Time interval in months †		Number of cases	Time interval in months †				
										10 percent less than	Median		10 percent more than	10 percent less than		Median	10 percent more than			
Diversity of citizenship.....	26,382	3	12	35	10,827	2	9	31	4,674	2	9	31	6,059	7	17	39	3,822	6	16	42
Contract actions:																				
Insurance.....	2,454	2	10	31	914	2	8	24	617	1	7	24	552	6	15	37	371	6	15	39
Negotiable instruments.....	588	2	7	25	287	1	5	20	155	2	7	22	81	5	12	28	65	7	16	42
Other contracts.....	6,319	2	11	36	2,770	1	8	29	1,510	2	8	29	1,174	6	17	40	865	7	18	46
Real property.....	770	2	9	35	359	1	5	25	175	2	8	29	126	6	17	43	110	8	23	49
Tort actions:																				
Marine, personal injury.....	1,550	5	17	46	960	3	15	42	132	5	21	45	334	8	17	58	124	9	24	51
Motor vehicle, personal injury.....	7,810	4	12	32	3,365	3	10	29	929	2	10	33	2,233	6	16	34	1,233	6	14	37
Other personal injury.....	5,194	4	14	38	1,914	3	11	35	965	2	11	34	1,422	7	18	40	893	7	17	42
Other torts.....	678	3	12	33	252	1	9	28	185	2	10	31	135	7	17	36	106	8	15	34
All other diversity.....	19				6				6				2				5			
Local jurisdiction.....	3,908	1	10	30	1,496	1	10	30	1,614	1	4	21	488	10	20	37	310	6	16	37
Contract actions.....	744	2	13	34	379	1	11	30	213	1	9	29	86	12	24	45	66	9	24	41
Real property.....	321	1	10	36	159	1	7	30	106	2	9	27	32	16	28	49	24			
Tort actions:																				
Motor vehicle, personal injury.....	794	6	16	31	309	4	14	34	154	3	12	22	261	10	19	31	70	9	18	41
Other personal injury.....	391	4	14	32	117	4	13	29	129	2	9	22	98	10	19	37	47	9	22	34
Other torts.....	62	3	14	32	37	2	12	32	15				4				6			
Domestic relations.....	821	1	5	21	223	1	10	29	507	1	3	13	2				89	5	9	16
Insanity.....	274	1	1	2	18				254	1	1	2					2			
Substitute trustee.....	19				15				3				1							
Suits involving local officials.....	37	2	10	31	6				26	2	6	21	2				3			
All other local.....	445	1	2	28	233	1	1	20	207	1	5	37	2				3			

† Time interval computed only where there are 25 or more cases.

TABLE C-5a. — U.S. district courts. Time interval from filing to disposition of civil cases terminated during the fiscal year ending June 30, 1973, by nature of suit and method of disposition. (Excludes land condemnation cases, habeas corpus cases, deportation reviews and motions to vacate sentence. Intervals shown are for the median time and for the range of the middle 80 percent of the cases.)

Nature of suit	Total cases				No court action				Court action											
	Number of cases	Time interval in months ¹			Number of cases	Time interval in months ¹			Before pretrial			During or after pretrial			Trial					
		10 percent less than	Median	10 percent more than		10 percent less than	Median	10 percent more than	Number of cases	Time interval in months ¹			Number of cases	Time interval in months ¹			Number of cases	Time interval in months ¹		
										10 percent less than	Median	10 percent more than		10 percent less than	Median	10 percent more than		10 percent less than	Median	10 percent more than
Total cases.....	80,598	1	10	34	36,860	1	7	28	21,042	1	6	27	14,905	7	18	42	7,791	6	16	41
U.S. cases.....	22,002	1	5	25	11,078	1	4	18	8,199	1	5	23	1,614	6	17	44	1,111	4	15	42
Contract actions:	2,596	1	3	15	2,108	1	3	12	351	2	5	25	104	4	14	55	33	6	16	51
Negotiable instruments.....	204	1	3	18	172	1	3	14	27	1	7	16	5				95	5	15	40
Recovery of overpayments and enforcement of judgments.....	2,002	1	6	33	1,036	1	5	28	676	1	4	24	195	6	18	46	40	9	22	55
Other contracts.....	1,939	1	4	15	1,313	1	4	12	625	1	4	17	61	5	14	32	40	9	22	55
Real property.....	260	6	21	43	102	5	16	39	36	3	14	33	82	10	21	47	40	16	29	44
Tort actions:	599	3	11	32	264	2	9	27	126	2	7	30	133	6	16	40	76	8	14	33
Marine, personal injury.....	779	2	10	31	270	2	8	28	282	1	6	23	123	7	18	43	104	7	15	48
Motor vehicle, personal injury.....	417	1	10	39	233	1	8	38	90	1	10	43	59	5	20	41	36	7	16	37
Other personal injury.....	60	1	7	26	23				23				7				7			
Other torts.....	724	1	5	26	268	1	4	19	354	1	5	24	49	2	13	43	53	2	12	40
Liquor forfeitures.....	120	2	5	12	65	1	4	9	25	2	5	13	17				13			
Other forfeiture and penalty suits.....	2,665	1	3	15	2,036	1	3	10	422	1	4	16	116	3	14	41	91	3	14	39
Narcotic Addict Rehabilitation Act.....	1,870	1	1	6	188	1	2	7	1,680	1	1	6					2			
Fair Labor Standards Act.....	1,530	1	6	19	1,114	1	4	15	175	1	8	23	158	6	13	30	83	6	15	33
Other labor litigation.....	366	1	6	25	211	1	5	19	111	1	5	20	21				23			
Selective Service Act.....	168	1	5	22	65	1	8	23	88	1	4	20	4				11			
Social Security laws.....	2,479	3	10	29	240	3	9	20	2,134	3	10	31	73	7	13	31	32	2	9	25
Tax suits.....	1,570	3	15	44	628	2	14	36	413	2	11	45	300	8	20	49	229	8	21	48
All other U.S. actions.....	1,654	1	6	25	742	1	4	24	661	1	5	18	107	4	12	46	144	2	10	30
Federal question.....	29,776	2	11	36	14,406	1	9	33	6,547	1	7	29	6,117	7	19	44	2,706	4	17	44
Contract actions:	4,501	2	15	42	2,618	1	12	40	507	1	8	29	1,217	8	25	46	159	5	20	49
Marine.....	579	2	10	37	358	1	6	28	85	3	12	37	65	6	21	48	71	8	18	41
Miller Act.....	231	1	8	33	114	1	7	20	68	1	7	62	34	2	11	34	15			
Other contracts.....	272	1	5	26	194	1	3	14	25	1	9	32	35	6	17	31	18			
Real property.....	1,431	5	15	34	593	5	13	33	167	1	6	24	478	8	17	36	193	7	16	36
Tort actions:	5,476	4	14	36	2,517	2	11	33	573	3	12	31	1,015	8	18	38	472	8	20	45
Employers' Liability Act.....	93	2	8	34	31	3	9	22	49	1	5	35	5			8				
Marine, personal injury.....	1,127	2	10	40	557	1	5	30	208	2	9	24	246	7	20	49	116	8	22	60
Other personal injury.....	465	3	11	45	306	3	11	42	69	3	11	39	72	5	16	48	18			
Other torts.....	981	2	7	27	54	2	11	41	296	2	11	45	198	9	27	64	92	4	28	62
Bankruptcy trustee suits.....	5,668	1	7	50	1,719	1	6	26	2,370	1	4	24	651	5	16	38	828	3	14	36
Antitrust.....	464	3	10	25	179	2	7	21	88	3	10	23	122	6	12	30	75	7	14	26
Civil rights.....	2,178	1	5	23	1,179	1	4	17	623	1	6	21	208	4	15	34	168	2	12	39
Fair Labor Standards Act.....	246	1	9	37	74	1	6	45	119	1	7	24	36	6	18	44	17			
Labor Management Relations Act.....	680	2	7	32	454	1	5	27	100	2	8	25	101	5	18	54	25	7	14	44
Other labor litigation.....	851	3	15	52	401	2	10	39	183	2	12	44	162	7	26	125	105	15	29	66
Copyright.....	599	1	6	31	388	1	5	22	100	1	9	32	80	5	14	43	31	4	27	137
Patent.....	4,034	2	12	37	2,329	2	12	33	918	1	8	32	492	6	21	48	295	2	16	41
Trademark.....																				
All other Federal question.....																				
Diversity of citizenship.....	25,415	3	12	35	10,368	2	9	29	4,785	2	8	30	6,636	6	17	40	3,626	7	16	40
Contract actions	2,351	2	10	30	914	2	7	22	539	2	8	29	552	5	14	36	346	6	15	36
Insurance.....	534	2	7	26	257	1	5	20	141	1	6	22	87	6	14	35	49	6	18	44
Negotiable instruments.....	6,859	2	10	34	2,964	1	7	27	1,670	2	8	29	1,383	6	17	43	842	7	17	42
Other contracts.....	669	2	8	31	299	1	5	19	169	1	6	35	112	5	20	42	89	6	23	39
Real property.....	1,808	5	19	43	907	4	16	42	134	3	18	38	642	8	21	45	125	9	25	49
Tort actions:	7,245	3	12	31	3,004	2	9	27	902	2	9	30	2,147	6	15	34	1,192	6	15	36
Marine, personal injury.....	5,234	3	14	37	1,769	2	11	29	1,056	2	9	34	1,546	7	18	41	863	7	18	44
Motor vehicle, personal injury.....	692	2	13	32	245	2	8	27	164	1	7	27	164	7	18	38	119	6	17	33
Other personal injury.....	23				9				16				3				1			
Other torts.....																				
All other diversity.....																				
Local jurisdiction.....	3,405	1	10	33	1,008	1	10	30	1,511	1	5	23	538	10	20	44	348	6	15	37
Contract actions.....	666	2	12	41	283	2	9	31	206	1	8	27	103	13	27	64	74	6	23	46
Real property.....	277	1	10	41	119	1	8	36	103	1	7	33	31	9	28	47	24			
Tort actions:	539	6	15	33	149	4	13	29	94	4	11	24	236	10	17	34	60	10	18	55
Motor vehicle, personal injury.....	456	4	15	34	113	5	15	33	132	2	8	18	149	9	20	37	62	11	21	37
Other personal injury.....	67	4	16	39	24				20				15				8			
Other torts.....	958	1	5	15	189	1	8	23	667	1	4	13					100	6	9	17
Domestic relations.....	50	1	1	11	11				25	1	1	3					14			
Insanity.....	23				18				4											
Substitute trustee.....	44	1	8	32	14				26	1	7	26	1				3			
Suits involving local officials.....	327	1	6	29	88	1	4	21	234	1	6	40	2				3			
All other local.....																				

¹ Time interval computed only where there are 25 or more cases.

TABLE C-5a.—U.S. district courts. Time intervals from filing to disposition of civil cases terminated, by nature of suit and method of disposition. (Excludes: land condemnation cases, prisoner petitions and deportation reviews. Intervals shown are for the median time and for the range of the middle 80 percent of the cases.) Fiscal year 1974

Nature of suit	Total cases			No court action			Court action													
	Number of cases	Time interval in months ¹			Number of cases	Time interval in months ¹			Before pretrial			During or after pretrial			Trial					
		10 percent less than	Median	10 percent more than		10 percent less than	Median	10 percent more than	Number of cases	Time interval in months ¹			Number of cases	Time interval in months ¹			Number of cases	Time interval in months ¹		
										10 percent less than	Median	10 percent more than		10 percent less than	Median	10 percent more than		10 percent less than	Median	10 percent more than
Total cases.....	79,101	2	9	32	35,640	1	7	25	22,359	1	8	32	13,393	6	16	38	7,709	5	16	42
U.S. cases.....	20,459	1	6	25	10,069	1	4	20	7,756	1	7	24	1,475	5	15	41	1,159	4	16	40
Contract Actions:																				
Negotiable instruments.....	1,948	1	4	19	1,548	1	3	15	258	2	7	24	105	5	17	61	37	5	18	39
Recovery of overpayments and enforcement of judgments.....	156	1	3	16	131	1	2	15	21				4							
Other contracts.....	1,827	1	6	30	792	1	5	26	811	1	6	26	142	6	17	44	82	4	17	39
Real property.....	2,356	1	4	15	1,668	1	4	11	561	1	4	17	77	4	10	28	50	6	18	45
Tort actions:																				
Marine, personal injury.....	158	5	21	50	52	2	11	41	35	9	34	52	38	9	21	39	33	9	29	51
Motor vehicle, personal injury.....	632	2	10	30	274	2	8	24	141	2	7	30	109	5	13	41	108	6	14	28
Other personal injury.....	739	3	12	38	264	2	10	30	237	2	6	40	134	7	18	40	104	8	19	42
Other torts.....	413	2	8	35	257	1	6	28	85	1	6	35	46	5	13	49	25	8	10	71
Actions under statutes:																				
Antitrust.....	54	2	15	36	21				18				9				6			
Civil rights.....	84	1	5	22	303	1	4	18	464	1	5	21	72	4	12	36	55	3	11	53
Liquor forfeitures.....	72	1	9	17	36	1	7	16	19				6				11			
Other forfeiture and penalty suits.....	2,277	1	5	25	1,635	1	4	27	385	2	5	20	99	4	11	29	158	2	10	25
Narcotic Addict Rehabilitation Act.....	676	1	2	8	89	1	3	10	586	1	2	8					1			
Fair Labor Standards Act.....	1,440	1	5	21	1,025	1	4	15	195	1	6	22	153	5	11	32	67	8	19	35
Other labor litigation.....	391	1	4	22	209	1	4	13	147	1	5	22	15				20			
Selective Service Act.....	53	1	15	36	17				29	2	11	35	2				5			
Social Security Laws.....	2,782	3	9	24	261	2	7	21	2,434	3	10	25	76	6	11	32	12			
Tax suits.....	1,706	2	12	37	711	1	9	28	474	1	8	32	289	8	19	45	232	6	20	45
All other U.S. actions.....	1,884	1	6	22	776	1	4	19	856	1	5	20	99	4	13	30	153	2	10	32
Federal question.....	39,151	2	11	34	14,371	1	8	28	7,653	1	8	37	5,247	6	16	38	2,880	4	17	43
Contract Actions:																				
Marine.....	3,616	2	11	37	2,198	2	10	31	557	2	10	43	692	6	17	40	169	6	17	47
Miller Act.....	632	2	9	38	378	1	6	22	111	3	11	30	70	6	15	48	73	10	38	68
Other contracts.....	212	2	10	27	83	2	8	24	80	1	8	28	28	6	17	28	21			
Real property.....	341	1	4	19	247	1	3	11	35	1	12	29	33	5	12	38	26	6	19	25
Tort actions:																				
Employers' Liability Act.....	1,282	4	13	32	484	4	12	29	206	1	8	28	438	8	16	34	154	7	18	34
Marine, personal injury.....	4,517	3	14	34	2,060	1	10	31	565	3	14	38	1,458	8	16	33	434	8	19	41
Other personal injury.....	106	1	6	21	37	1	4	13	33	1	4	15	24				12			
Other torts.....	1,635	1	7	30	904	1	4	18	320	1	6	30	288	6	16	36	123	5	19	49

See footnote at end of table.

TABLE C-5a.—U.S. district courts, time intervals from filing to disposition of civil cases terminated, by nature of suit and method of disposition. (Excludes: Land condemnation cases, prisoner petitions and deportation reviews. Intervals shown are for the median time and for the range of the middle 80 percent of the cases.) fiscal year 1975

Nature of suit	Total cases			No court action			Court action													
	Number of cases	Time interval in months ¹			Number of cases	Time interval in months ¹			Before pretrial			During or after pretrial			Trial					
		10 percent less than	Median	10 percent more than		10 percent less than	Median	10 percent more than	Number of cases	Time interval in months ¹			Number of cases	Time interval in months ¹			Number of cases	Time interval in months ¹		
										10 percent less than	Median	10 percent more than		10 percent less than	Median	10 percent more than		10 percent less than	Median	10 percent more than
Total cases.....	85,420	2	0	30	38,937	1	7	24	23,239	1	7	27	15,190	6	16	38	8,054	5	16	42
U.S. cases.....	21,731	1	6	24	10,736	1	4	18	8,237	1	7	23	1,619	6	15	37	1,139	3	15	38
Contract actions:																				
Negotiable instruments.....	1,428	1	4	20	1,120	1	3	12	196	2	7	30	82	4	17	42	30	4	16	36
Recovery of overpayments and enforcement of judgments.....	319	1	2	11	262	1	2	11	47	1	2	10	8				2			
Other contracts.....	1,740	1	5	25	848	1	4	21	663	1	5	20	139	6	16	40	90	2	15	37
Real property.....	2,988	1	4	13	2,251	1	3	11	612	1	5	16	70	4	14	33	55	5	14	51
Tort actions:																				
Marine, personal injury.....	97	5	18	65	31	2	13	36	23				32	0	14	53	11			
Motor vehicle, personal injury.....	644	2	10	29	292	2	7	25	138	1	7	21	143	6	14	34	71	6	15	33
Other personal injury.....	881	3	13	33	355	2	11	30	249	2	7	30	148	7	16	35	129	11	21	49
Other torts.....	440	2	8	31	221	1	6	25	115	1	7	22	67	5	16	50	37	9	16	46
Actions under statutes:																				
Antitrust.....	39	1	22	39	12				16				1				10			
Civil rights.....	1,052	1	6	24	378	1	5	19	513	1	5	21	86	5	17	34	75	5	15	42
Liquor forfeitures.....	28	3	8	22	16				8				3				1			
Other forfeiture and penalty suits.....	2,228	1	3	16	1,639	1	3	12	390	1	5	22	91	3	10	37	108	2	6	18
Narcotic Addict Rehabilitation Act.....	401	1	4	42	50	1	3	12	349	1	5	43					2			
Fair Labor Standards Act.....	1,419	1	6	21	998	1	4	16	175	1	8	25	178	5	14	33	68	7	15	27
Other labor litigation.....	459	1	4	15	246	1	4	12	161	1	5	15	16				36	1	3	21
Selective Service Act.....	12				2				7								3			
Social security laws.....	3,648	3	9	20	415	2	7	17	3,082	3	9	20	132	6	11	21	19			
Tax suits.....	1,761	2	12	34	752	2	11	29	496	2	9	31	287	7	17	42	226	6	17	44
All other U.S. actions.....	2,147	1	6	26	848	1	4	20	997	1	6	26	136	6	15	40	166	2	11	33
Federal question.....	33,154	2	10	33	15,899	1	8	26	7,843	1	7	32	6,348	7	16	39	3,064	5	17	46
Contract actions:																				
Marine.....	3,526	2	10	33	1,985	1	7	28	461	1	7	34	874	7	16	37	206	6	18	53
Miller Act.....	801	2	7	24	537	1	5	17	106	2	6	23	97	5	10	29	61	7	19	48
Other contracts.....	191	3	13	35	69	2	9	25	46	3	9	38	55	11	17	33	21			
Real property.....	417	1	5	18	317	1	4	10	38	4	9	26	52	0	15	32	10			
Tort actions:																				
Employers' Liability Act.....	1,224	4	13	32	442	3	13	30	145	1	6	20	461	7	14	33	176	8	15	39
Marine, personal injury.....	4,147	3	12	32	1,702	1	8	24	451	2	11	34	1,587	7	16	34	407	8	19	43
Other personal injury.....	115	2	10	38	45	2	8	32	32	1	3	19	29	8	16	30	9			
Other torts.....	2,383	2	7	22	1,317	1	5	15	563	2	7	20	377	6	15	32	126	5	15	52

TABLE C-5A.—U.S. district courts, time intervals from filing to disposition of civil cases terminated, by nature of suit and method of disposition. (Excludes: land condemnation cases, prisoner petitions and deportation reviews. Intervals shown are for the median time and for the range of the middle 80 percent of the cases.) Fiscal year 1976

Nature of suit	Total cases				No court action				Court action											
	Number of cases	Time interval in months ¹			Number of cases	Time interval in months ¹			Before pretrial			During or after pretrial			Trial					
		10 percent less than	Median	10 percent more than		10 percent less than	Median	10 percent more than	Number of cases	Time interval in months ¹			Number of cases	Time interval in months ¹			Number of cases	Time interval in months ¹		
										10 percent less than	Median	10 percent more than		10 percent less than	Median	10 percent more than		10 percent less than	Median	10 percent more than
Total cases	89,623	2	9	28	41,560	1	6	24	24,067	1	6	22	15,799	6	15	37	8,197	6	16	40
U.S. cases	24,780	1	6	22	11,516	1	4	17	9,995	2	7	19	1,994	5	14	38	1,275	2	14	38
Contract actions:																				
Negotiable instruments	1,028	1	4	22	729	1	3	16	201	2	9	27	74	6	14	49	24			
Recovery of overpayments and enforcement of judgments	722	1	3	11	512	1	3	10	190	1	3	9	17				3			
Other contracts	1,497	1	6	26	886	1	3	18	384	1	7	24	154	5	16	44	73	5	17	44
Real property	3,254	1	4	14	2,248	1	4	12	823	1	5	14	103	4	12	48	80	2	5	48
Tort actions:																				
Marine, personal injury	92	3	11	32	47	2	5	32	10				22				13			
Motor vehicle, personal injury	652	2	9	25	288	2	8	22	170	2	6	14	142	7	14	29	72	8	13	32
Other personal injury	971	2	11	37	311	1	9	26	284	1	6	22	180	7	21	67	196	8	21	42
Other torts	398	1	7	27	232	1	5	19	73	1	6	21	60	5	16	40	33	6	16	52
Actions under statutes:																				
Antitrust	55	2	15	71	15				24				11				5			
Civil rights	1,241	1	7	24	426	1	5	22	610	1	6	20	111	5	13	31	94	3	13	29
Liquor forfeitures	27	1	6	40	13				10				2				2			
Other forfeiture and penalty suits	2,350	1	4	15	1,580	1	3	12	513	1	5	18	127	4	12	36	130	1	5	19
Narcotic Addict Rehabilitation Act	175	1	2	7	70	1	6	9	105	1	2	6								
Fair Labor Standards Act	1,248	1	6	24	829	1	5	17	153	1	7	28	210	6	14	36	53	5	15	25
Other labor litigation	694	1	3	16	447	1	2	12	179	1	3	16	35	3	11	24	33	1	10	29
Selective Service Act	6				2				4											
Social security laws	5,827	3	8	18	1,154	2	7	18	4,436	3	8	18	223	6	10	21	14			
Tax suits	1,631	2	12	34	651	1	9	27	430	1	7	27	312	7	18	40	238	6	20	49
All other U.S. actions	2,912	1	5	23	1,096	1	4	19	1,393	1	5	20	211	5	14	31	212	2	10	28
Federal question	34,436	2	9	30	17,506	1	7	27	7,499	1	6	25	6,384	6	15	37	3,047	5	17	43
Contract actions:																				
Marine	3,514	2	8	26	2,126	1	6	18	479	1	5	20	748	5	15	33	161	5	17	52
Miller Act	901	2	7	22	555	1	5	17	158	2	7	16	127	5	12	27	61	9	22	48
Other contracts	140	2	8	35	67	1	4	20	34	2	10	34	33	5	15	46	6			
Real property	462	1	5	20	302	1	5	14	99	1	5	13	42	7	15	26	19			
Tort actions:																				
Employers' Liability Act	1,196	4	12	28	395	3	10	26	129	1	6	21	543	7	13	29	129	8	17	35
Marine, personal injury	3,620	2	12	30	1,657	1	9	28	364	1	8	26	1,264	8	16	32	335	9	19	39
Other personal injury	107	2	9	34	29	1	8	18	33	1	4	17	29	5	19	46	16			
Other torts	2,341	2	8	22	1,406	1	6	16	399	2	8	22	371	6	15	33	165	6	15	38
Actions under statutes:																				
Bankruptcy trustee suits	424	2	9	35	239	2	6	33	68	2	7	25	88	6	19	42	29	5	17	47
Antitrust	1,252	2	14	49	455	2	10	34	424	2	10	40	248	8	23	58	125	10	30	65
Civil rights	8,074	1	9	28	2,946	1	7	24	2,676	1	6	24	1,299	5	14	34	1,153	5	15	36
Fair Labor Standards Act	500	2	9	22	267	2	8	21	81	2	6	23	99	6	10	23	53	7	14	32
Labor Management Relations Act	3,274	1	6	21	1,895	1	5	15	819	1	6	20	350	5	12	32	210	2	12	39
Other labor litigation	569	1	6	22	253	1	4	14	185	1	5	18	66	3	11	36	65	5	15	43
Copyright	794	2	6	23	523	1	5	18	138	1	7	23	105	5	13	34	28	6	19	36
Patent	827	3	13	50	399	2	9	34	163	3	10	37	181	7	25	73	84	11	35	83
Trademark	731	1	6	26	465	1	5	18	132	1	5	15	91	5	14	36	43	3	18	48
All other federal question	5,710	2	17	39	3,527	2	18	38	1,118	1	7	30	700	6	19	48	365	5	19	49
Diversity of citizenship	28,225	2	10	29	11,904	2	7	23	5,303	2	7	22	7,375	6	15	35	3,643	7	16	38
Contract actions:																				
Insurance	2,483	2	9	27	1,004	2	6	19	500	2	7	22	616	5	13	34	363	6	15	36
Negotiable instruments	989	2	7	22	543	1	5	17	247	2	7	22	131	4	14	35	68	7	13	27
Other contracts	9,755	2	9	29	4,598	1	7	23	2,097	2	6	21	2,026	6	15	36	1,034	7	18	42
Real property	963	1	7	25	506	1	5	15	203	1	6	20	158	6	16	35	96	5	15	36
Tort actions:																				
Marine, personal injury	1,288	5	13	32	561	3	9	23	94	2	12	30	520	8	16	33	113	8	20	45
Motor vehicle, personal injury	5,725	3	11	26	2,277	2	9	23	747	2	7	23	1,776	6	13	30	925	6	14	32
Other personal injury	5,996	3	12	34	2,012	2	9	26	1,196	2	7	24	1,890	7	17	40	898	7	17	38
Other torts	1,021	2	10	27	400	1	7	22	218	1	5	20	258	7	15	36	145	7	16	33
All other diversity	5				3				1								1			
Local jurisdiction	2,182	1	6	31	634	1	13	35	1,270	1	4	19	46	12	29	51	232	6	10	42
Contract actions	291	2	16	42	141	2	16	34	95	2	12	42	20				35	7	27	61
Real property	240	2	8	28	104	2	8	26	114	3	7	23	4				18			
Tort actions:																				
Motor vehicle, personal injury	79	5	24	44	44	2	23	44	9				4				22			
Other personal injury	102	6	25	46	56	3	21	41	10				11				25	9	29	56
Other torts	31	4	10	35	13				10				1				7			
Domestic relations	1,118	1	4	14	182	1	9	31	816	1	3	9	2				118	3	8	12
Insanity	16				11				4								1			
Substitute trustee																				
Suits involving local officials	9				6				2								1			
All other local	296	1	7	37	77	1	10	41	210	1	7	35	4				5			

¹Time interval computed only where there are 25 or more cases.

TABLE C 5A. U.S. DISTRICT COURTS
 TIME INTERVALS FROM FILING TO DISPOSITION OF CIVIL CASES TERMINATED, BY NATURE OF SUIT AND METHOD OF
 DISPOSITION. (EXCLUDES: LAND CONDEMNATION, PRISONER PETITIONS, AND DEPORTATION REVIEWS.
 INTERVALS SHOWN ARE FOR THE MEDIAN TIME AND FOR THE RANGE OF THE MIDDLE 80 PERCENT OF THE CASES.)
 FOR THE TWELVE MONTH PERIOD ENDED JUNE 30, 1977

NATURE OF SUIT	TOTAL CASES									NO COURT ACTION									COURT ACTION								
	NUM- BER OF CASES	TIME INTERVAL IN MONTHS*			NUM- BER OF CASES	TIME INTERVAL IN MONTHS*			BEFORE PRETRIAL			DURING OR AFTER PRETRIAL			TRIAL												
		10 PER- CENT LESS THAN	ME- DIAN	10 PER- CENT MORE THAN		10 PER- CENT LESS THAN	ME- DIAN	10 PER- CENT MORE THAN	NUM- BER OF CASES	10 PER- CENT LESS THAN	ME- DIAN	10 PER- CENT MORE THAN	NUM- BER OF CASES	10 PER- CENT LESS THAN	ME- DIAN	10 PER- CENT MORE THAN	NUM- BER OF CASES	10 PER- CENT LESS THAN	ME- DIAN	10 PER- CENT MORE THAN							
TOTAL CASES	97,086	2	9	29	45,027	1	7	25	26,518	1	7	23	17,195	6	16	36	8,346	6	18	43							
UNITED STATES CASES	28,265	1	7	22	13,197	1	5	18	11,713	2	8	21	2,141	6	15	39	1,214	3	16	42							
CONTRACT ACTIONS	1,097	1	4	21	781	1	3	15	238	1	4	20	62	7	22	49	16	8	24	46							
NEGOTIABLE INSTRUMENTS	601	1	4	14	379	1	4	13	198	1	3	12	18	4	16	23	6	9	21	26							
RECOVERY OF OVERPAYMENTS AND ENFORCEMENT OF JUDGMENTS	1,709	1	5	26	1,058	1	3	19	431	1	6	26	157	5	19	45	63	1	15	35							
OTHER CONTRACTS	3,495	1	4	15	2,361	1	4	13	909	1	6	17	127	4	12	34	78	3	11	52							
REAL PROPERTY	92	4	14	27	32	2	12	24	19	3	12	19	21	7	15	26	20	9	17	28							
TORT ACTIONS	557	2	10	25	235	2	8	19	122	1	5	17	121	6	14	30	79	6	15	32							
MARINE, PERSONAL INJURY	1,034	2	13	35	366	2	11	28	329	2	7	23	180	8	17	37	159	9	20	47							
MOTOR VEHICLE, PERSONAL INJURY	396	1	8	37	211	1	6	23	108	1	7	28	52	5	15	48	25	5	19	93							
OTHER PERSONAL INJURY	43	1	22	53	16	2	32	53	9	1	10	36	11	2	22	41	7	1	23	38							
OTHER TORTS	1,514	1	8	26	522	1	7	22	658	1	6	22	176	6	16	34	155	5	14	41							
ACTIONS UNDER STATUTES	18	1	12	36	7	1	15	17	7	1	11	13	2	1	25	33	2	1	12	49							
ANTITRUST	2,702	1	4	17	1,780	1	3	14	695	1	4	16	132	5	13	31	95	2	9	26							
CIVIL RIGHTS	110	1	5	18	63	1	8	18	47	1	2	6	1	1	1	1	1	1	1	1							
LIQUOR FORFEITURES	1,348	1	7	23	889	1	5	18	224	1	6	22	195	6	15	36	40	8	18	40							
OTHER FORFEITURE AND PENALTY SUITS, NARCOTIC ADDICT REHABILITATION ACT, FAIR LABOR STANDARDS ACT	616	1	5	18	335	1	5	16	200	1	4	18	34	1	7	29	47	1	9	20							
OTHER LABOR LITIGATION	9	1	1	8	3	1	1	8	5	1	1	7	1	1	1	1	1	1	1	16							
EMPLOYERS' LIABILITY ACT	8,061	3	9	29	2,205	3	15	30	5,604	4	10	20	221	5	12	30	21	3	9	28							
SELECTIVE SERVICE ACT	1,885	1	11	37	678	1	3	20	622	1	6	27	365	9	20	48	220	6	21	49							
SOCIAL SECURITY LAWS	2,988	1	6	23	1,253	1	5	31	1,288	1	7	20	267	5	13	34	180	1	10	40							
TAX SUITS	36,655	2	10	33	18,013	1	8	30	8,345	1	7	26	7,027	6	16	37	3,270	6	18	46							
ALL OTHER U.S. ACTIONS	3,697	2	10	27	2,168	1	7	22	531	2	7	24	852	7	16	32	146	7	20	51							
FEDERAL QUESTION	924	2	8	26	578	2	6	24	154	2	8	19	103	4	14	33	59	6	15	34							
CONTRACT ACTIONS	147	2	7	20	73	1	6	16	43	2	7	15	21	4	14	34	10	3	13	47							
MARINE	410	2	8	22	250	2	7	19	85	4	8	23	60	8	15	28	15	10	20	37							
MILLER ACT	1,212	4	13	30	429	2	11	26	113	2	7	24	509	7	14	31	161	7	17	45							
OTHER CONTRACTS	3,709	3	14	33	1,696	2	10	29	447	1	9	26	1,321	9	18	36	345	11	21	39							
REAL PROPERTY	146	1	8	39	70	1	3	26	39	1	9	36	25	7	23	49	12	5	19	65							
TORT ACTIONS	2,644	2	9	26	1,547	2	7	22	474	2	9	24	454	6	15	32	169	7	18	44							
EMPLOYERS' LIABILITY ACT	842	1	4	26	489	1	4	21	223	1	3	19	80	4	17	46	50	1	7	37							
MARINE, PERSONAL INJURY	1,361	3	16	52	542	2	10	45	352	2	11	43	307	8	21	47	160	15	44	68							
MOTOR VEHICLE, PERSONAL INJURY	9,205	1	10	30	3,262	1	7	24	3,011	1	6	25	1,625	5	15	36	1,307	6	16	36							
OTHER PERSONAL INJURY	574	2	10	28	262	2	8	26	92	2	7	30	153	6	13	27	67	7	16	33							
ALL OTHER FEDERAL QUESTION	3,259	1	7	24	1,842	1	5	19	890	1	7	25	323	5	14	35	204	2	14	42							
BANKRUPTCY SUITS	870	1	8	21	368	1	5	18	292	2	7	21	133	5	12	25	77	6	15	25							
ANTITRUST	951	2	6	20	634	1	5	15	199	2	6	20	95	4	12	32	23	5	17	51							
CIVIL RIGHTS	874	2	13	45	454	2	9	28	178	3	9	32	148	6	19	44	94	16	38	69							
LIQUOR FORFEITURES	790	1	6	21	509	1	5	16	153	1	5	15	84	5	13	28	44	4	16	39							
OTHER FORFEITURE AND PENALTY SUITS, NARCOTIC ADDICT REHABILITATION ACT, FAIR LABOR STANDARDS ACT	5,040	2	15	44	2,940	2	17	44	1,069	1	8	35	704	6	19	46	327	6	20	53							
OTHER LABOR LITIGATION	29,784	2	11	31	12,613	2	8	25	5,646	2	7	24	7,957	6	15	34	3,568	7	19	41							
COPYRIGHT	2,896	2	9	27	1,214	2	7	22	603	2	7	21	752	6	13	31	327	6	16	40							
PATENT	1,006	2	9	25	530	2	7	19	255	2	7	22	145	5	15	31	76	8	20	38							
TRADEMARK	10,485	2	10	32	4,878	1	7	24	2,329	2	7	24	2,225	6	16	37	1,053	8	20	46							
ALL OTHER DIVERSITY QUESTION	979	2	8	26	495	1	5	19	215	1	6	23	162	6	16	37	107	4	18	33							
DIVERSITY OF CITIZENSHIP	1,258	5	14	32	488	3	11	24	125	3	12	41	525	7	17	33	120	8	20	38							
CONTRACT ACTIONS	5,325	3	11	30	2,094	2	9	26	688	1	7	25	1,778	6	14	32	765	6	16	38							
INSURANCE	6,621	3	13	32	2,410	2	9	26	1,158	2	8	25	2,104	7	16	35	949	7	19	39							
NEGOTIABLE INSTRUMENTS	1,211	2	11	28	503	2	9	25	272	2	7	20	266	6	16	33	170	7	18	37							
OTHER CONTRACTS	3	21	36	38	1	21	38	36	1	21	21	21	-	21	21	21	1	21	36	36							
REAL PROPERTY	2,382	1	9	35	1,204	2	13	40	814	1	6	26	70	2	8	46	294	1	9	31							
TORT ACTIONS	233	2	16	47	155	2	16	45	36	2	13	31	18	6	32	47	24	2	20	48							
MOTOR VEHICLE, PERSONAL INJURY	214	2	9	37	145	2	9	30	45	3	6	34	9	3	11	46	15	3	32	51							
OTHER PERSONAL INJURY	69	4	17	37	50	4	17	46	4	1	1	13	4	1	29	34	11	14	21	36							
OTHER TORTS	118	7	20	44	76	5	19	38	15	7	19	28	3	1	19	57	24	12	24	51							
DOMESTIC RELATIONS	29	4	21	36	19	3	17	33	5	4	26	49	1	2	50	50	4	2	22	32							
INSANITY	1,038	1	6	22	359	2	10	29	459	1	4	13	30	2	4	7	190	1	8	15							
SUBSTITUTE TRUSTEE	51	1	4	17	38	2	5	17	2	1	2	112	-	1	1	1	11	1	1	3							
SUITS INVOLVING LOCAL OFFICIALS	1	39	39	39	-	39	39	39	1	39	39	39	-	39	39	39	-	39	39	39							
ALL OTHER LOCAL	5	9	35	60	3	9	35	51	1	9	9	9	-	9	9	9	1	9	60	60							
	624	3	14	49	359	4	17	64	246	1	11	33	5	7	12	48	14	3	13	30							

* TIME INTERVAL COMPUTED ONLY WHERE THERE ARE 25 OR MORE CASES.

TABLE CSA. U.S. DISTRICT COURTS.
 TIME INTERVALS FROM FILING TO DISPOSITION OF CIVIL CASES TERMINATED, BY NATURE OF SUIT AND METHOD OF DISPOSITION
 (EXCLUDES: LAND CONDEMNATION, PRISONER PETITIONS, AND DEPORTATION REVIEWS.
 INTERVALS SHOWN ARE FOR THE MEDIAN TIME AND FOR THE RANGE OF THE MIDDLE 80 PERCENT OF THE CASES.)
 FOR THE TWELVE MONTH PERIOD ENDED JUNE 30, 1978

NATURE OF SUIT	TOTAL CASES			NO COURT ACTION			COURT ACTION													
	NUMBER OF CASES	TIME INTERVALS IN MONTHS*			NUMBER OF CASES	TIME INTERVALS IN MONTHS*			BEFORE PRETRIAL			DURING OR AFTER PRETRIAL			TRIAL					
		10 PER-CENT LESS THAN	ME-DIAN	10 PER-CENT MORE THAN		10 PER-CENT LESS THAN	ME-DIAN	10 PER-CENT MORE THAN	NUMBER OF CASES	10 PER-CENT LESS THAN	ME-DIAN	10 PER-CENT MORE THAN	NUMBER OF CASES	10 PER-CENT LESS THAN	ME-DIAN	10 PER-CENT MORE THAN	NUMBER OF CASES	10 PER-CENT LESS THAN	ME-DIAN	10 PER-CENT MORE THAN
TOTAL CASES	102,488	2	10	31	45,222	1	6	26	29,609	2	8	25	18,976	6	17	39	8,681	6	19	43
UNITED STATES CASES	31,828	1	7	25	14,258	1	5	19	13,676	2	9	23	2,532	6	17	40	1,362	2	15	42
CONTRACT ACTIONS	1,270	1	4	20	860	1	3	15	302	1	5	21	81	7	18	38	27	6	21	42
NEGOTIABLE INSTRUMENTS	1,115	1	3	17	744	1	2	10	339	1	4	17	31	4	21	35	1	-	-	-
RECOVERY OF OVERPAYMENTS AND ENFORCEMENT OF JUDGEMENTS	2,110	1	4	24	1,355	1	3	14	530	1	5	30	160	7	18	42	65	8	19	40
OTHER CONTRACTS	3,678	1	5	17	2,472	1	4	14	965	2	6	18	136	5	18	39	84	3	7	37
REAL PROPERTY	133	5	21	37	49	3	18	30	26	2	10	31	36	8	22	38	22	-	-	-
TORT ACTIONS	568	3	11	34	246	2	9	28	110	2	8	26	134	6	17	37	78	8	18	36
MARINE, PERSONAL INJURY	1,257	2	11	39	432	2	7	30	360	2	6	27	275	8	21	48	190	8	20	52
MOTOR VEHICLE, PERSONAL INJURY	436	2	9	36	222	1	6	21	91	2	8	22	12	8	27	42	28	5	21	39
OTHER PERSONAL INJURY	53	1	17	66	23	-	-	-	15	-	-	-	12	-	-	-	3	-	-	-
ACTIONS UNDER STATUTES	1,575	1	9	32	536	1	7	27	658	1	7	23	226	8	21	40	155	5	17	42
ANTITRUST	11	-	-	-	5	-	-	-	4	-	-	-	-	-	-	-	2	-	-	-
CIVIL RIGHTS	2,732	1	4	16	1,707	1	4	14	728	1	4	15	148	5	15	26	149	1	4	21
LIQUOR FORFEITURES	84	1	7	10	52	1	8	10	32	1	2	8	-	-	-	-	-	-	-	-
OTHER FORFEITURE AND PENALTY SUITS	1,263	1	8	26	723	1	6	20	288	1	6	22	204	7	17	39	48	7	22	53
NARCOTIC ADDICT REHABILITATION ACT	627	1	5	22	326	1	4	20	193	1	6	19	59	5	12	33	49	1	8	32
FAIR LABOR STANDARDS ACT	2	-	-	-	1	-	-	-	1	-	-	-	-	-	-	-	-	-	-	-
OTHER LABOR LITIGATION	9,110	4	11	23	2,015	2	8	20	6,784	5	12	24	284	5	11	26	27	4	8	17
SELECTIVE SERVICE ACT	2,390	1	7	35	966	1	6	26	789	1	4	25	376	7	21	47	259	1	15	43
SOCIAL SECURITY LAWS	3,414	1	7	27	1,524	1	5	28	1,440	1	7	23	275	4	13	33	175	2	14	44
TAX SUITS	38,975	2	10	34	17,992	1	7	30	9,488	1	8	28	8,040	6	17	38	3,455	6	19	44
ALL OTHER U.S. ACTIONS	3,626	2	9	29	1,865	1	6	24	617	1	7	27	980	6	16	33	164	8	23	43
FEDERAL QUESTION	930	2	8	25	559	2	6	23	155	2	9	24	162	5	14	30	64	6	17	48
CONTRACT ACTIONS	124	3	12	31	55	3	9	28	29	3	10	25	28	5	17	43	12	-	-	-
MARINE	649	1	4	22	406	1	3	11	151	2	6	15	72	9	19	38	20	-	-	-
MILLER ACT	1,276	3	13	30	440	2	10	26	147	1	5	19	532	7	14	30	157	8	21	39
OTHER CONTRACTS	3,547	3	13	32	1,118	2	9	27	628	1	9	23	1,442	8	17	34	359	11	22	43
REAL PROPERTY	170	1	8	34	67	1	6	19	46	1	4	17	41	3	21	45	14	-	-	-
TORT ACTIONS	2,624	2	9	31	1,434	2	7	27	510	2	9	29	537	6	17	38	143	7	17	43
EMPLOYERS' LIABILITY ACT	397	2	12	37	217	3	10	31	85	2	11	37	65	8	17	53	30	5	13	44
MARINE, PERSONAL INJURY	1,352	3	13	46	525	2	10	38	437	2	9	37	293	7	20	50	97	7	31	62
MOTOR VEHICLE, PERSONAL INJURY	10,083	2	11	33	3,481	1	8	28	3,140	1	7	27	1,935	6	17	38	1,527	6	19	41
OTHER PERSONAL INJURY	539	3	11	31	237	2	8	22	99	2	10	24	139	5	13	40	64	5	16	34
ACTIONS UNDER STATUTES	3,470	1	8	28	1,919	1	6	25	903	2	8	25	472	5	14	33	176	3	18	43
BANKRUPTCY TRUSTEE SUITS	1,209	2	9	24	525	1	6	20	363	2	8	23	214	5	15	32	103	5	17	35
ANTITRUST	1,098	2	7	21	717	2	6	17	213	2	7	18	133	4	11	28	35	3	16	46
CIVIL RIGHTS	765	2	12	41	376	2	8	28	168	2	9	31	137	8	21	53	84	11	32	66
FAIR LABOR STANDARDS ACT	1,019	2	6	20	621	1	5	17	213	1	6	16	132	4	12	33	53	3	14	47
LABOR MANAGEMENT RELATIONS ACT	6,097	2	11	43	3,426	1	10	43	1,582	1	7	42	726	7	21	48	363	3	20	53
OTHER LABOR LITIGATION	30,496	2	11	33	12,239	2	8	25	6,220	2	8	27	8,388	6	17	39	3,649	7	19	43
COPYRIGHT	3,012	2	10	30	1,204	2	7	21	676	2	8	25	798	6	15	37	394	8	18	39
PATENT	946	2	10	31	454	2	7	26	256	1	8	29	167	5	16	38	69	6	18	38
TRADEMARK	10,630	2	10	34	4,781	1	7	26	2,427	2	8	27	2,325	6	17	40	1,097	7	22	44
ALL OTHER FEDERAL QUESTION	969	2	9	33	433	1	6	20	251	2	7	27	190	6	19	46	95	8	20	58
DIVERSITY OF CITIZENSHIP	1,177	5	15	37	409	3	10	33	99	2	12	32	521	7	17	37	148	6	17	40
CONTRACT ACTIONS	5,333	3	11	30	2,086	2	5	23	724	2	8	25	1,760	6	14	33	763	7	17	42
INSURANCE	7,128	3	13	34	2,364	2	10	27	1,506	2	7	26	2,293	7	18	42	975	8	19	42
NEGOTIABLE INSTRUMENTS	1,294	2	12	32	515	2	8	25	278	2	3	24	334	7	17	38	167	7	19	45
OTHER CONTRACTS	7	-	-	-	3	-	-	-	3	-	-	-	-	-	-	-	1	-	-	-
REAL PROPERTY	1,189	1	12	43	733	1	13	43	225	1	11	39	16	-	-	-	215	4	12	36
TORT ACTIONS	211	2	23	46	158	2	21	40	29	2	14	39	9	-	-	-	13	-	-	-
MARINE, PERSONAL INJURY	95	2	16	52	49	1	11	38	27	4	15	47	6	-	-	-	14	-	-	-
MOTOR VEHICLE, PERSONAL INJURY	67	3	17	39	49	2	12	27	3	-	-	-	-	-	-	-	15	-	-	-
MOTOR VEHICLE, PERSONAL INJURY	112	6	18	44	77	6	17	39	11	-	-	-	1	-	-	-	23	-	-	-
OTHER PERSONAL INJURY	27	5	25	46	20	-	-	-	1	-	-	-	1	-	-	-	5	-	-	-
OTHER TORTS	343	1	8	36	146	1	6	38	84	1	9	38	-	-	-	-	113	7	9	20
DOMESTIC RELATIONS	78	1	4	36	58	1	5	45	3	-	-	-	-	-	-	-	17	-	-	-
INSANITY	-	-	-	-	-	-	-	-	-	-	-	-	-	-	-	-	-	-	-	-
SUBSTITUTE TRUSTEE	5	-	-	-	4	-	-	-	-	-	-	-	-	-	-	-	1	-	-	-
SUITS INVOLVING LOCAL OFFICIALS	251	2	15	51	172	2	16	53	67	1	10	28	-	-	-	-	12	-	-	-
ALL OTHER LOCAL	-	-	-	-	-	-	-	-	-	-	-	-	-	-	-	-	-	-	-	-

* TIME INTERVAL COMPUTED ONLY WHERE THERE ARE 25 OR MORE CASES

TABLE CSA. U.S. DISTRICT COURTS.
 TIME INTERVALS FROM FILING TO DISPOSITION OF CIVIL CASES TERMINATED, BY NATURE OF SUIT AND METHOD OF DISPOSITION
 (EXCLUDES: LAND CONDEMNATION, PRISONER PETITIONS, AND DEPORTATION REVIEWS.
 INTERVALS SHOWN ARE FOR THE MEDIAN TIME AND FOR THE RANGE OF THE MIDDLE 80 PERCENT OF THE CASES.)
 FOR THE TWELVE MONTH PERIOD ENDED JUNE 30, 1979

NATURE OF SUIT	TOTAL CASES				NO COURT ACTION				COURT ACTION											
	NUMBER OF CASES	TIME INTERVALS IN MONTHS*			NUMBER OF CASES	TIME INTERVALS IN MONTHS*			BEFORE PRETRIAL				DURING OR AFTER PRETRIAL				TRIAL			
		PER-CENT LESS THAN	ME-DIAN	PER-CENT MORE THAN		PER-CENT LESS THAN	ME-DIAN	PER-CENT MORE THAN	NUMBER OF CASES	PER-CENT LESS THAN	ME-DIAN	PER-CENT MORE THAN	NUMBER OF CASES	PER-CENT LESS THAN	ME-DIAN	PER-CENT MORE THAN	NUMBER OF CASES	PER-CENT LESS THAN	ME-DIAN	PER-CENT MORE THAN
TOTAL CASES	118,250	1	9	33	57,110	1	6	30	32,223	2	8	27	19,900	6	17	39	9,017	6	19	44
UNITED STATES CASES	39,358	1	6	24	20,320	1	4	17	15,232	2	8	26	2,338	6	17	41	1,468	2	15	40
CONTRACT ACTIONS																				
NEGOTIABLE INSTRUMENTS	1,296	1	4	21	912	1	3	15	281	2	6	24	75	7	18	48	28	9	16	40
RECOVERY OF OVERPAYMENTS AND ENFORCEMENT OF JUDGEMENTS	5,569	1	2	7	4,664	1	2	6	870	1	3	7	31	4	14	35	4	-	-	-
OTHER CONTRACTS	3,188	1	3	18	2,207	1	3	12	756	1	4	20	155	7	19	42	70	4	18	41
REAL PROPERTY	3,910	2	5	21	2,454	1	5	17	1,247	2	6	21	140	7	18	40	69	4	21	42
TORT ACTIONS																				
MARINE, PERSONAL INJURY	122	4	11	34	45	2	9	36	20	-	-	-	40	6	16	32	17	-	-	-
MOTOR VEHICLE, PERSONAL INJURY	525	2	10	29	244	2	8	25	85	1	6	26	119	6	14	34	77	8	17	44
OTHER PERSONAL INJURY	1,699	2	8	31	838	1	4	23	420	2	7	29	254	7	19	39	187	9	20	40
OTHER TORTS	433	2	8	33	238	1	5	24	101	2	7	28	67	7	14	35	27	4	20	41
ACTIONS UNDER STATUTES																				
AMITRUST	50	2	26	53	21	-	-	-	1	-	-	-	6	-	-	-	9	-	-	-
CIVIL RIGHTS	1,538	1	10	37	544	1	5	26	608	1	7	32	203	6	21	47	183	6	20	40
LIQUOR FORFEITURES	-	-	-	-	-	-	-	-	7	-	-	-	1	-	-	-	3	-	-	-
OTHER FORFEITURE AND PENALTY SUITS	2,901	1	4	20	1,767	1	3	17	868	2	5	18	146	5	17	32	120	2	8	26
NARCOTIC ADDICT REHABILITATION ACT	55	1	7	15	51	1	7	15	4	-	-	-	-	-	-	-	-	-	-	-
FAIR LABOR STANDARDS ACT	1,175	1	8	30	666	1	5	22	282	1	7	21	175	7	18	41	52	6	28	54
OTHER LABOR LITIGATION	750	1	5	22	427	1	4	18	222	1	5	22	50	3	15	31	51	1	10	27
SELECTIVE SERVICE ACT	1	-	-	-	-	-	-	-	1	-	-	-	-	-	-	-	-	-	-	-
SOCIAL SECURITY LAWS	9,252	4	11	27	2,234	3	8	21	6,789	5	12	28	226	7	14	32	23	-	-	-
TAX SUITS	3,235	1	4	28	1,382	1	4	21	1,152	1	2	19	339	5	19	47	362	1	8	39
ALL OTHER U.S. ACTIONS	1,647	1	7	28	1,625	1	5	25	1,525	1	7	26	311	5	15	42	186	1	11	38
FEDERAL QUESTION	45,800	2	11	38	22,483	1	8	40	10,430	1	7	28	9,033	6	17	39	3,854	6	20	45
CONTRACT ACTIONS																				
MARINE	4,104	2	9	30	2,095	1	6	25	729	2	7	22	1,109	6	14	34	171	9	23	44
MILLER ACT	975	2	9	29	587	2	7	24	181	2	9	29	151	6	16	36	56	5	17	38
OTHER CONTRACTS	160	2	7	27	65	1	5	15	45	1	5	26	42	6	13	34	8	-	-	-
REAL PROPERTY	1,368	1	3	13	615	1	2	7	659	1	4	10	74	8	21	43	20	-	-	-
TORT ACTIONS																				
EMPLOYERS' LIABILITY ACT	1,430	4	13	33	468	2	10	30	169	2	8	19	651	6	15	34	142	8	19	40
MARINE, PERSONAL INJURY	3,632	3	14	33	971	1	10	32	640	1	8	24	1,627	9	17	33	394	10	21	42
OTHER PERSONAL INJURY	2,220	3	12	28	61	1	7	18	34	1	8	27	115	9	14	29	10	-	-	-
OTHER TORTS	2,665	2	9	31	1,461	1	6	23	526	3	11	32	528	6	16	37	150	8	18	43
ACTIONS UNDER STATUTES																				
BANKRUPTCY TRUSTEE SUITS	415	4	17	36	181	3	12	32	69	3	16	41	90	10	22	39	75	8	34	34
AMITRUST	1,329	2	16	52	578	2	11	45	333	3	13	44	298	6	24	61	120	9	33	69
CIVIL RIGHTS	11,064	2	11	35	3,988	1	8	29	3,199	1	7	28	2,138	6	18	41	1,739	6	19	43
FAIR LABOR STANDARDS ACT	515	3	12	33	217	2	8	28	96	2	8	26	137	6	16	33	65	11	25	42
LABOR MANAGEMENT RELATIONS ACT	4,285	2	8	39	2,499	1	7	40	1,026	2	7	30	554	5	15	39	206	5	20	48
OTHER LABOR LITIGATION	1,614	2	8	28	775	1	5	21	440	1	3	26	271	5	14	32	128	5	17	35
COPYRIGHT	1,165	2	7	23	777	2	6	18	202	2	8	20	154	5	15	42	32	8	21	45
PATENT	801	3	14	47	390	2	10	39	174	3	11	35	164	7	21	57	73	15	37	69
TRADEMARK	1,263	1	6	23	773	1	5	18	252	1	6	19	167	4	11	33	71	5	19	44
ALL OTHER FEDERAL QUESTION	8,795	2	16	51	5,982	2	20	53	1,656	1	6	31	763	5	22	54	394	2	20	54
DIVERSITY OF CITIZENSHIP	31,962	2	11	33	13,531	1	7	26	6,418	2	8	27	8,514	6	16	38	3,499	7	20	44
CONTRACT ACTIONS																				
INSURANCE	3,116	2	11	30	1,207	1	7	22	745	2	9	26	781	6	15	33	383	7	19	37
NEGOTIABLE INSTRUMENTS	945	2	9	36	494	1	6	27	237	2	8	32	150	8	16	45	64	9	24	47
OTHER CONTRACTS	11,301	2	9	34	5,211	1	6	26	2,621	2	7	28	2,424	6	17	41	1,045	6	21	49
REAL PROPERTY	965	1	7	30	445	1	4	19	261	1	6	26	167	6	15	44	92	7	20	50
TORT ACTIONS																				
MARINE, PERSONAL INJURY	1,133	3	13	37	355	3	10	36	157	1	9	26	475	6	16	37	146	10	18	43
MOTOR VEHICLE, PERSONAL INJURY	5,185	3	11	30	2,120	2	8	24	746	2	8	24	1,647	6	14	33	672	7	17	42
OTHER PERSONAL INJURY	7,962	2	12	35	3,114	1	8	28	1,377	2	8	27	2,599	7	18	40	932	8	20	42
OTHER TORTS	1,354	2	12	34	585	1	8	26	274	2	8	29	330	7	17	38	165	7	20	43
ALL OTHER DIVERSITY	1	-	-	-	-	-	-	-	-	-	-	-	1	-	-	-	-	-	-	-
LOCAL JURISDICTION	1,130	2	12	36	776	2	12	34	143	1	9	45	15	-	-	-	196	5	11	34
CONTRACT ACTIONS	115	2	18	57	71	2	16	50	23	-	-	-	6	-	-	-	15	-	-	-
REAL PROPERTY	82	3	12	45	68	2	11	38	7	-	-	-	3	-	-	-	4	-	-	-
TORT ACTIONS																				
MOTOR VEHICLE, PERSONAL INJURY	75	9	18	36	68	8	17	34	2	-	-	-	1	-	-	-	4	-	-	-
OTHER PERSONAL INJURY	133	8	21	36	95	8	19	31	9	-	-	-	-	-	-	-	29	18	26	50
OTHER TORTS	31	2	22	53	22	-	-	-	4	-	-	-	1	-	-	-	4	-	-	-
DOMESTIC RELATIONS	360	1	8	32	213	1	7	33	28	2	28	37	-	-	-	-	119	6	8	16
INSANITY	85	2	7	16	75	3	8	16	3	-	-	-	-	-	-	-	7	-	-	-
SUBSTITUTE TRUSTEE	-	-	-	-	-	-	-	-	-	-	-	-	-	-	-	-	-	-	-	-
SUITS INVOLVING LOCAL OFFICIALS	-	-	-	-	-	-	-	-	-	-	-	-	-	-	-	-	-	-	-	-
ALL OTHER LOCAL	249	1	9	34	164	1	11	35	67	1	4	20	4	-	-	-	14	-	-	-

* TIME INTERVAL COMPUTED ONLY WHERE THERE ARE 25 OR MORE CASES

NOTE: Table Series C5-b was first published in
the 1971 Annual Report of the Director.

TABLE C5b.—U.S. district courts. Time interval from filing to disposition of civil cases terminated during the fiscal year ended June 30, 1971 by nature of suit and method of disposition. (For land condemnation cases, habeas corpus cases, deportation reviews, and motions to vacate sentence. Intervals shown are for the median time and for the range of the middle 80 percent of the cases.)

Nature of suit	Total cases				No court action				Court action											
	Number of cases	Time interval in months ¹			Number of cases	Time interval in months ¹			Before pretrial				During or after pretrial				Trial			
		10 percent less than	Median	10 percent more than		10 percent less than	Median	10 percent more than	Number of cases	Time interval in months ¹			Number of cases	Time interval in months ¹			Number of cases	Time interval in months ¹		
										10 percent less than	Median	10 percent more than		10 percent less than	Median	10 percent more than		10 percent less than	Median	10 percent more than
Total cases.....	16,243	1	2	13	1,392	1	12	55	14,122	1	1	9	125	2	7	23	604	1	8	26
U.S. cases.....	5,098	1	2	21	1,023	2	18	60	3,865	1	1	7	24				186	1	4	13
Land condemnation.....	845	5	22	63	845	5	22	63												
Actions under statutes:																				
Deportation.....	119	1	3	18	74	1	3	25	42	1	3	11	1				2			
Prisoner petitions:																				
Motions to vacate sentence.....	1,432	1	2	10	28	1	2	5	1,314	1	2	9	13				77	2	6	15
Parole board review.....	202	1	2	7	11				189	1	2	5	1				1			
Prison officials:																				
Habeas Corpus.....	1,643	1	1	6	27	1	2	12	1,521	1	1	5	7				88	1	3	8
Mandamus, etc.....	666	1	1	6	27	1	6	13	627	1	1	5					12			
Civil rights.....	191	1	2	7	11				172	1	2	5	2				6			
Federal question.....	10,937	1	1	11	308	1	3	17	10,112	1	1	9	101	3	7	23	416	2	10	29
Land condemnation.....	35	1	7	29	35	1	7	29												
Actions under statutes:																				
Prisoner petitions:																				
Prison officials:																				
Habeas Corpus.....	7,960	1	1	11	150	1	2	11	7,417	1	1	9	71	3	8	15	322	2	10	28
Mandamus, etc.....	682	1	1	9	23				638	1	1	7	4				19			
Civil rights.....	2,280	1	2	12	100	1	4	21	2,059	1	1	11	26	3	7	23	75	2	9	34
Diversity of citizenship.....	29	1	7	17	29	1	7	17												
Land condemnation.....	29	1	7	17	29	1	7	17												
Local jurisdiction.....	179	1	1	12	32	1	9	22	145	1	1	8					2			
Land condemnation.....	16				16															
Prisoner petitions:																				
Parole board review.....	13				2				11											
Prison officials:																				
Habeas Corpus.....	85	1	1	1	1				82	1	1	1					2			
Mandamus, etc.....	65	1	2	13	13				52	1	2	12								

¹ Time interval computed only where there are 25 or more cases.

TABLE C 5B.—U.S. district courts. Time interval from filing to disposition of civil cases terminated during the fiscal year ended June 30, 1972, by nature of suit and method of disposition. (For land condemnation cases, habeas corpus cases, deportation reviews, and motions to vacate sentence. Intervals shown are for the median time and for the range of the middle 80 percent of the cases.)

Nature of suit	Total cases			No court action			Court action													
	Number of cases	Time interval in months ¹			Number of cases	Time interval in months ¹			Before pretrial			During or after pretrial			Trial					
		10 percent less than	Median	10 percent more than		10 percent less than	Median	10 percent more than	Number of cases	Time interval in months ¹			Number of cases	Time interval in months ¹			Number of cases	Time interval in months ¹		
										10 percent less than	Median	10 percent more than		10 percent less than	Median	10 percent more than		10 percent less than	Median	10 percent more than
Total cases.....	17,089	1	2	16	1,264	1	16	68	15,241	1	2	11	121	2	11	31	463	2	8	25
U.S. cases.....	5,155	1	2	23	982	2	19	76	4,046	1	1	7	14				113	2	7	16
Land condemnation.....	848	5	23	80	848	5	23	80												
Actions under statutes:																				
Deportation.....	191	1	2	22	84	1	1	53	104	1	2	12	1				2			
Prisoner petitions:																				
Motions to vacate sentence.....	1,557	1	1	8	8				1,508	1	1	8	6				35	2	8	21
Parole board review.....	233	1	2	9	1				229	1	2	9	1				2			
Prison officials—habeas corpus.....	1,420	1	1	7	27	1	1	14	1,338	1	1	7	5				50	1	5	12
Prison officials—mandamus, etc.....	678	1	1	8	9				654	1	1	6	1				14			
Civil rights.....	228	1	2	12	5				213	1	2	10					10			
Federal question.....	11,713	1	2	13	222	1	4	27	11,038	1	2	12	106	3	12	30	347	2	9	26
Land condemnation.....	27	2	17	43	27	2	17	43												
Actions under statutes:																				
Prisoner petitions:																				
Prison officials—habeas corpus.....	8,125	1	2	12	99	1	2	16	7,744	1	2	11	42	2	10	30	240	2	8	24
Prison officials—mandamus, etc.....	684	1	1	12	20				650	1	1	11	4				10			
Civil rights.....	2,877	1	3	21	76	1	6	27	2,644	1	2	18	60	5	14	34	97	4	12	31
Diversity of citizenship.....	13				13															
Land condemnation.....	13				13															
Local jurisdiction.....	208	1	2	18	47	3	12	23	167	1	2	15	1				3			
Land condemnation.....	37	3	12	31	37	3	12	31												
Prisoner petitions:																				
Parole board review.....	13				1				12											
Prison officials—habeas corpus.....	61	1	1	4	1				58	1	1	3					2			
Prison officials—mandamus, etc.....	97	1	3	18	8				87	1	3	18	1				1			

¹ Time interval computed only where there are 25 or more cases.

TABLE C-5b.—U.S. district courts. Time interval from filing to disposition of civil cases terminated during the fiscal year ended June 30, 1973, by nature of suit and method of disposition

[For land condemnation cases, prisoner petitions, and deportation reviews. Intervals shown are for the median time and for the range of the middle 80 percent of the cases.]

Nature of suit	Total cases			No court action			Court action													
	Number of cases	Time interval in months ¹		Number of cases	Time interval in months ¹		Before pretrial			During or after pretrial			Trial							
		10 percent less than	Median		10 percent more than	10 percent less than	Median	10 percent more than	Number of cases	Time interval in months ¹		Number of cases	Time interval in months ¹		Number of cases	Time interval in months ¹				
										10 percent less than	Median		10 percent more than	10 percent less than		Median	10 percent more than			
Total cases.....	17,661	1	2	18	1,019	2	20	63	15,833	1	2	12	303	3	12	41	506	1	8	29
U.S. cases.....	5,345	1	2	23	901	2	21	68	4,238	1	2	7	97	2	7	26	109	1	5	15
Land condemnation.....	783	5	25	73	781	5	25	73	2											
Actions under statutes:																				
Deportation.....	204	1	3	15	94	1	2	16	89	1	3	12	14				7			
Prisoner petitions:																				
Motions to vacate sentence.....	1,683	1	2	8	7				1,617	1	2	8	8				51	2	6	15
Parole board review.....	385	1	2	8	2				379	1	2	7	2				2			
Prison officials—habeas corpus.....	1,314	1	2	8	12				1,205	1	2	7	57	1	5	12	40	1	3	11
Prison officials—mandamus, etc.....	630	1	1	7	4				615	1	1	6	7				4			
Civil rights.....	346	1	2	9	1				331	1	1	9	9				5			
Federal question.....	12,205	1	2	16	79	1	8	32	11,525	1	2	14	205	4	16	49	396	1	9	30
Land condemnation.....	43	1	17	32	43	1	17	32												
Actions under statutes:																				
Prisoner petitions:																				
Prison officials—habeas corpus.....	7,922	1	2	13	13				7,651	1	2	12	63	3	9	35	195	2	9	30
Prison officials—mandamus, etc.....	740	1	1	14	4				694	1	1	12	14				28	2	8	31
Civil rights.....	3,500	1	3	22	19				3,180	1	3	19	128	6	17	56	173	1	10	31
Diversity of citizenship.....	7				7															
Land condemnation.....	7				7															
Local jurisdiction.....	104	1	8	33	32	1	11	23	70	1	6	33	1				1			
Land condemnation.....	24				24															
Prisoner petitions:																				
Parole board review.....	10								10											
Prison officials—habeas corpus.....	16								16											
Prison officials—mandamus, etc.....	54	1	8	27	8				44	1	8	26	1				1			

¹ Time interval computed only where there are 25 or more cases.

TABLE C-5b.—U.S. district courts. Time intervals from filing to disposition of civil cases terminated, by nature of suit and method of disposition. (For land condemnation cases, prisoner petitions and deportation reviews. Intervals shown are for the median time and for the range of the middle 80 percent of the cases.) Fiscal year 1974

Nature of suit	Total cases			No court action			Court action													
	Number of cases	Time interval in months ¹			Number of cases	Time interval in months ¹			Before pretrial			During or after pretrial			Trial					
		10 percent less than	Median	10 percent more than		10 percent less than	Median	10 percent more than	Number of cases	Time interval in months ¹			Number of cases	Time interval in months ¹			Number of cases	Time interval in months ¹		
										10 percent less than	Median	10 percent more than		10 percent less than	Median	10 percent more than		10 percent less than	Median	10 percent more than
Total cases.....	18,532	1	2	15	1,171	1	14	62	10,217	1	2	11	471	1	4	23	673	3	11	27
U.S. cases.....	6,243	1	2	18	1,070	1	15	63	4,719	1	1	8	278	1	2	10	176	3	13	25
Land condemnation.....	870	5	20	69	870	5	20	69												
Actions under statutes:																				
Deportation.....	428	1	3	9	185	1	1	8	236	1	4	9	3				4			
Prisoner petitions:																				
Motions to vacate sentence.....	1,800	1	2	9	8				1,740	1	2	9	5				47	2	5	16
Parole Board review.....	452	1	2	17	1				374	1	2	9	5				72	11	17	26
Prison officials:																				
Habeas corpus.....	1,649	1	1	6	5				1,425	1	1	5	199	1	2	7	20			
Mandamus, etc.....	614	1	1	12					567	1	1	8	25	1	2	15	22			
Civil rights.....	430	1	1	9	1				377	1	1	7	41	1	2	6	11			
Federal question.....	12,246	1	2	14	70	1	5	37	11,486	1	2	12	193	3	13	32	497	3	10	29
Land condemnation.....	31	1	10	43	31	1	10	43												
Actions under statutes:																				
Prisoner petitions:																				
Prison officials:																				
Habeas corpus.....	7,456	1	2	11	16				7,123	1	2	10	69	3	10	30	248	3	10	23
Mandamus, etc.....	600	1	1	16	4				560	1	1	17	9				27	4	14	31
Civil rights.....	4,150	1	3	19	19				3,803	1	2	16	115	5	15	32	222	3	11	35
Diversity of citizenship.....	10				10															
Land condemnation.....	10				10															
Local jurisdiction.....	33	4	17	34	21				12											
Land condemnation.....	21				21															
Prisoner petitions:																				
Parole Board review.....																				
Prison officials:																				
Habeas corpus.....	7								7											
Mandamus, etc.....	5								5											

¹ Time interval computed only where there are 25 or more cases.

TABLE C-5b.—U.S. district courts, time intervals from filing to disposition of civil cases terminated, by nature of suit and method of disposition. (For land condemnation cases, prisoner petitions, and deportation reviews. Intervals shown are for the median time and for the range of the middle 80 percent of the cases.) fiscal year 1975

Nature of suit	Total cases			No court action			Court action													
	Number of cases	Time interval in months ¹			Number of cases	Time interval in months ¹			Before pretrial			During or after pretrial			Trial					
		10 percent less than	Median	10 percent more than		10 percent less than	Median	10 percent more than	Number of cases	Time interval in months ¹			Number of cases	Time interval in months ¹			Number of cases	Time interval in months ¹		
										10 percent less than	Median	10 percent more than		10 percent less than	Median	10 percent more than		10 percent less than	Median	10 percent more than
Total cases.....	10,363	1	2	16	1,278	1	10	45	17,032	1	2	13	385	2	11	35	668	3	10	29
U.S. cases.....	6,218	1	2	15	1,224	1	10	45	4,758	1	2	9	146	1	3	19	90	2	7	15
Land condemnation.....	957	3	13	51	957	3	13	51												
Actions under statutes:																				
Deportation.....	378	1	1	10	261	1	1	10	99	1	2	10	15				3			
Prisoner petitions:																				
Motions to vacate sentence.....	1,650	1	-	9	2				1,588	1	2	9	6				54	2	7	14
Parole board review.....	508	1	2	10					504	1	2	10	2				2			
Prison officials:																				
Habeas corpus.....	1,718	1	2	7	3				1,639	1	2	7	61	1	3	11	15			
Mandamus, etc.....	577	1	2	10					520	1	2	9	49	1	3	13	8			
Civil rights.....	430	1	1	13	1				408	1	1	10	13				8			
Federal question.....	13,113	1	2	17	35	1	5	46	12,263	1	2	14	238	5	16	38	577	4	12	30
Land condemnation.....	20				20															
Actions under statutes:																				
Prisoner petitions:																				
Prison officials:																				
Habeas corpus.....	7,606	1	2	13	8				7,361	1	2	12	53	3	12	33	274	3	10	27
Mandamus, etc.....	364	1	2	20					347	1	2	18	5				12			
Civil rights.....	5,033	1	3	23	7				4,555	1	3	20	180	6	18	40	201	4	12	36
Diversity of citizenship.....	10				10															
Land condemnation.....	10				10															
Local jurisdiction.....	22				9				11				1				1			
Land condemnation.....	9				9															
Prisoner petitions:																				
Parole board review.....																				
Prison officials:																				
Habeas corpus.....	8								7								1			
Mandamus, etc.....	5								4				1							

¹ Time interval computed only where there are 25 or more cases.

TABLE C-5B.—U.S. district courts, time intervals from filing to disposition of civil cases terminated, by nature of suit and method of disposition. (For land condemnation cases, prisoner petitions and deportation reviews. Intervals shown are for the median time and for the range of the middle 80 percent of the cases.) Fiscal year 1976

Nature of suit	Total cases			No court action			Court action													
	Number of cases	Time interval in months ¹		Number of cases	Time interval in months ¹		Before pretrial			During or after pretrial			Trial							
		10 per-cent less than	Me-dian		10 per-cent more than	10 per-cent less than	Me-dian	10 per-cent more than	Number of cases	Time interval in months ¹		Number of cases	Time interval in months ¹		Number of cases	Time interval in months ¹				
										10 per-cent less than	Me-dian		10 per-cent more than	10 per-cent less than		Me-dian	10 per-cent more than			
Total cases	20,552	1	3	17	2,013	2	6	29	17,524	1	2	14	426	4	14	41	589	3	11	30
U.S. cases	6,951	1	3	15	1,945	2	6	28	4,827	1	2	10	63	3	12	32	116	2	7	19
Land condemnation	1,815	3	6	29	1,815	3	6	29
Actions under statutes:
Deportation	249	1	4	17	128	1	4	17	102	1	3	13	12	7
Prisoner petitions:
Motions to vacate sentence	1,732	1	2	11	1,672	1	2	10	15	45	2	6	18
Parole board review	624	1	3	10	1	613	1	3	10	2	8
Prison officials:
Habeas corpus	1,381	1	1	9	1	1,335	1	1	9	13	32	1	5	12
Mandamus, etc.	653	1	1	9	623	1	1	8	18	12
Civil rights	497	1	2	13	482	1	2	13	3	12
Federal question	13,572	1	3	18	52	1	10	30	12,685	1	2	15	363	4	14	46	472	3	12	32
Land condemnation	46	2	10	30	46	2	10	30
Actions under statutes:
Prisoner petitions:
Prison officials:
Habeas corpus	7,389	1	2	13	3	7,080	1	2	12	106	4	11	40	200	2	11	26
Mandamus, etc.	279	1	2	31	253	1	1	21	10	16
Civil rights	5,858	1	3	24	3	5,352	1	3	21	247	5	15	41	256	4	13	32
Diversity of citizenship	9	9
Land condemnation	9	9
Local jurisdiction	20	7	12	1
Land condemnation	7	7
Prisoner petitions:
Prison officials:
Habeas corpus	10	10
Mandamus, etc.	3	2	1

¹Time interval computed only where there are 25 or more cases.

TABLE C 5B. U.S. DISTRICT COURTS.
 TIME INTERVALS FROM FILING TO DISPOSITION OF CIVIL CASES TERMINATED, BY NATURE OF SUIT AND METHOD OF
 DISPOSITION. (FOR LAND CONDEMNATION CASES, PRISONER PETITIONS AND DEPORTATION REVIEWS.
 INTERVALS SHOWN ARE FOR THE MEDIAN TIME AND FOR THE RANGE OF THE MIDDLE 80 PERCENT OF THE CASES.)
 FOR THE TWELVE MONTH PERIOD ENDED JUNE 30, 1977

NATURE OF SUIT	TOTAL CASES			NO COURT ACTION			COURT ACTION													
	NUM- BER OF CASES	TIME INTERVAL IN MONTHS*			NUM- BER OF CASES	TIME INTERVAL IN MONTHS*			BEFORE PRETRIAL			DURING OR AFTER PRETRIAL			TRIAL					
		10 PER- CENT LESS THAN	ME- DIAN	10 PER- CENT MORE THAN		10 PER- CENT LESS THAN	ME- DIAN	10 PER- CENT MORE THAN	NUM- BER OF CASES	10 PER- CENT LESS THAN	ME- DIAN	10 PER- CENT MORE THAN	NUM- BER OF CASES	10 PER- CENT LESS THAN	ME- DIAN	10 PER- CENT MORE THAN	NUM- BER OF CASES	10 PER- CENT LESS THAN	ME- DIAN	10 PER- CENT MORE THAN
TOTAL CASES	20,064	1	3	21	1,869	3	12	32	6,987	1	3	17	507	2	13	39	701	2	11	32
UNITED STATES CASES	6,185	1	4	18	1,805	3	12	32	4,147	1	2	11	119	1	4	22	114	2	8	26
LAND CONDEMNATION	1,615	3	12	32	1,615	3	12	32	-	-	-	-	-	-	-	-	-	-	-	-
ACTIONS UNDER STATUTES	362	1	4	18	188	1	3	17	148	1	6	18	15	-	-	-	11	-	-	-
DEPORTATION	1,605	1	2	11	1	-	-	-	1,550	1	2	10	13	-	-	-	41	2	7	25
PRISONER PETITIONS	292	1	4	16	-	-	-	-	279	1	4	15	5	-	-	-	8	-	-	-
MOTIONS TO VACATE SENTENCE	1,392	1	2	10	-	-	-	-	1,347	1	2	8	12	-	-	-	33	1	6	19
PAROLE COMMISSION REVIEW	484	1	2	9	-	-	-	-	415	1	1	9	64	1	3	8	5	-	-	-
PRISON OFFICIALS - HABEAS CORPUS	435	1	3	20	1	-	-	-	408	1	2	17	10	-	-	-	16	-	-	-
PRISON OFFICIALS - MANDAMUS, ETC.	13,855	1	3	21	49	1	9	39	2,832	1	3	20	388	4	16	40	586	2	12	33
FEDERAL QUESTION	36	1	9	29	36	1	9	29	-	-	-	-	-	-	-	-	-	-	-	-
LAND CONDEMNATION	6,887	1	3	15	3	-	-	-	6,569	1	2	14	104	3	9	25	311	3	12	29
ACTIONS UNDER STATUTES	253	1	2	49	-	-	-	-	247	1	2	38	2	-	-	-	4	-	-	-
PRISONER PETITIONS	6,679	1	4	29	10	-	-	-	6,016	1	3	26	282	4	18	45	371	2	12	35
PRISON OFFICIALS - HABEAS CORPUS	12	-	-	-	12	-	-	-	-	-	-	-	-	-	-	-	-	-	-	-
PRISON OFFICIALS - MANDAMUS, ETC.	12	-	-	-	12	-	-	-	-	-	-	-	-	-	-	-	-	-	-	-
DIVERSITY OF CITIZENSHIP	12	-	-	-	12	-	-	-	-	-	-	-	-	-	-	-	-	-	-	-
LAND CONDEMNATION	12	-	-	-	12	-	-	-	-	-	-	-	-	-	-	-	-	-	-	-
PRISONER PETITIONS	3	-	-	-	3	-	-	-	8	-	-	-	-	-	-	-	-	-	-	-
LOCAL JURISDICTION	3	-	-	-	3	-	-	-	-	-	-	-	-	-	-	-	-	-	-	-
LAND CONDEMNATION	6	-	-	-	-	-	-	-	6	-	-	-	-	-	-	-	-	-	-	-
PRISONER PETITIONS	3	-	-	-	-	-	-	-	2	-	-	-	-	-	-	-	-	-	-	-
PRISON OFFICIALS - HABEAS CORPUS ..	6	-	-	-	-	-	-	-	6	-	-	-	-	-	-	-	-	-	-	-
PRISON OFFICIALS - MANDAMUS, ETC ..	3	-	-	-	-	-	-	-	2	-	-	-	-	-	-	-	-	-	-	-

* TIME INTERVAL COMPUTED ONLY WHERE THERE ARE 25 OR MORE CASES.

TABLE C5B. U.S. DISTRICT COURTS.
 TIME INTERVALS FROM FILING TO DISPOSITION OF CIVIL CASES TERMINATED, BY NATURE OF SUIT AND METHOD OF DISPOSITION
 (FOR ONLY: LAND CONDEMNATION, PRISONER PETITIONS, AND DEPORTATION REVIEWS.
 INTERVALS SHOWN ARE FOR THE MEDIAN TIME AND FOR THE RANGE OF THE MIDDLE 80 PERCENT OF THE CASES.)
 FOR THE TWELVE MONTH PERIOD ENDED JUNE 30, 1978

NATURE OF SUIT	TOTAL CASES			NO COURT ACTION			COURT ACTION													
	NUMBER OF CASES	TIME INTERVALS IN MONTHS*			NUMBER OF CASES	TIME INTERVALS IN MONTHS*			BEFORE PRETRIAL			DURING OR AFTER PRETRIAL			TRIAL					
		10 PER-CENT LESS THAN	ME-DIAN	10 PER-CENT MORE THAN		10 PER-CENT LESS THAN	ME-DIAN	10 PER-CENT MORE THAN	NUMBER OF CASES	10 PER-CENT LESS THAN	ME-DIAN	10 PER-CENT MORE THAN	NUMBER OF CASES	10 PER-CENT LESS THAN	ME-DIAN	10 PER-CENT MORE THAN	NUMBER OF CASES	10 PER-CENT LESS THAN	ME-DIAN	10 PER-CENT MORE THAN
TOTAL CASES	23,426	1	4	25	2,875	3	9	32	19,110	1	3	19	749	1	11	42	692	3	14	41
UNITED STATES CASES	7,571	1	5	23	2,807	3	9	32	4,497	1	2	11	174	1	3	20	93	1	10	27
LAND CONDEMNATION	2,715	4	9	32	2,715	4	9	32	-	-	-	-	-	-	-	-	-	-	-	-
ACTIONS UNDER STATUTES	189	1	4	19	89	1	3	16	82	1	5	18	13	-	-	-	5	-	-	-
PRISONER PETITIONS	1,876	1	3	12	1	-	-	-	1,826	1	3	11	14	-	-	-	35	3	11	24
MOTIONS TO VACATE SENTENCE	169	1	4	22	-	-	-	-	151	1	5	22	15	-	-	-	3	-	-	-
PAROLE COMMISSION REVIEW	1,550	1	2	9	-	-	-	-	1,499	1	2	9	19	-	-	-	32	1	9	17
PRISON OFFICIALS - HABEAS CORPUS	562	1	1	9	1	-	-	-	452	1	1	9	99	1	1	7	10	-	-	-
PRISON OFFICIALS - MANDAMUS, ETC.	510	1	2	17	1	-	-	-	487	1	2	15	14	-	-	-	8	-	-	-
CIVIL RIGHTS	15,835	1	3	25	55	3	20	56	14,606	1	3	22	575	3	15	44	599	3	14	42
FEDERAL QUESTION	35	3	19	56	35	3	19	56	-	-	-	-	-	-	-	-	-	-	-	-
LAND CONDEMNATION	35	3	19	56	35	3	19	56	-	-	-	-	-	-	-	-	-	-	-	-
ACTIONS UNDER STATUTES	6,701	1	3	18	7	-	-	-	6,361	1	3	17	148	2	9	30	185	4	13	35
PRISONER PETITIONS	216	1	2	28	-	-	-	-	205	1	2	15	6	-	-	-	5	-	-	-
PRISON OFFICIALS - HABEAS CORPUS	8,883	1	4	31	13	-	-	-	8,040	1	3	27	421	3	17	46	409	3	15	42
PRISON OFFICIALS - MANDAMUS, ETC.	9	-	-	-	9	-	-	-	-	-	-	-	-	-	-	-	-	-	-	-
CIVIL RIGHT	9	-	-	-	9	-	-	-	-	-	-	-	-	-	-	-	-	-	-	-
DIVERSITY OF CITIZENSHIP	9	-	-	-	9	-	-	-	-	-	-	-	-	-	-	-	-	-	-	-
LAND CONDEMNATION	9	-	-	-	9	-	-	-	-	-	-	-	-	-	-	-	-	-	-	-
LOCAL JURISDICTION	11	-	-	-	4	-	-	-	7	-	-	-	-	-	-	-	-	-	-	-
LAND CONDEMNATION	2	-	-	-	2	-	-	-	-	-	-	-	-	-	-	-	-	-	-	-
PRISONER PETITIONS	-	-	-	-	-	-	-	-	-	-	-	-	-	-	-	-	-	-	-	-
PAROLE COMMISSION REVIEW	8	-	-	-	1	-	-	-	7	-	-	-	-	-	-	-	-	-	-	-
PRISON OFFICIALS - HABEAS CORPUS	1	-	-	-	1	-	-	-	-	-	-	-	-	-	-	-	-	-	-	-
PRISON OFFICIALS - MANDAMUS, ETC.	1	-	-	-	1	-	-	-	-	-	-	-	-	-	-	-	-	-	-	-

* TIME INTERVAL COMPUTED ONLY WHERE THERE ARE 25 OR MORE CASES

TABLE C5B. U.S. DISTRICT COURTS.
 TIME INTERVALS FROM FILING TO DISPOSITION OF CIVIL CASES TERMINATED, BY NATURE OF SUIT AND METHOD OF DISPOSITION
 (FOR ONLY: LAND CONDEMNATION, PRISONER PETITIONS, AND DEPORTATION REVIEWS.)
 INTERVALS SHOWN ARE FOR THE MEDIAN TIME AND FOR THE RANGE OF THE MIDDLE 80 PERCENT OF THE CASES.)
 FOR THE TWELVE MONTH PERIOD ENDED JUNE 30, 1979

NATURE OF SUIT	TOTAL CASES			NO COURT ACTION			COURT ACTION													
	NUMBER OF CASES	TIME INTERVALS IN MONTHS*		NUMBER OF CASES	TIME INTERVALS IN MONTHS*		BEFORE PRETRIAL			DURING OR AFTER PRETRIAL			TRIAL							
		10 PER-CENT LESS THAN	ME-DIAN		10 PER-CENT MORE THAN	NUMBER OF CASES	TIME INTERVALS IN MONTHS*		NUMBER OF CASES	TIME INTERVALS IN MONTHS*		NUMBER OF CASES	TIME INTERVALS IN MONTHS*							
							10 PER-CENT LESS THAN	ME-DIAN		10 PER-CENT MORE THAN	10 PER-CENT LESS THAN		ME-DIAN	10 PER-CENT MORE THAN	10 PER-CENT LESS THAN	ME-DIAN	10 PER-CENT MORE THAN			
TOTAL CASES	25,073	1	4	23	4,309	1	5	28	18,756	1	4	19	749	5	18	45	1,259	4	16	35
UNITED STATES CASES	7,826	1	6	25	1,857	1	8	30	5,002	1	4	19	232	6	20	45	735	3	17	29
LAND CONDEMNATION	3,208	3	15	32	1,179	2	12	34	1,228	3	14	28	158	8	24	46	843	5	18	29
ACTIONS UNDER STATUTES	165	1	4	29	80	1	3	30	54	1	5	14	14	-	-	-	7	-	-	-
DEPORTATION	1,580	1	3	14	284	1	3	16	1,531	1	3	14	10	-	-	-	25	2	11	27
PRISONER PETITIONS	106	1	4	30	16	-	-	-	88	1	4	28	1	-	-	-	1	-	-	-
MOTIONS TO VACATE SENTENCE	1,097	1	3	11	188	1	3	10	1,343	1	3	10	29	3	9	25	37	1	7	26
PAROLE COMMISSION REVIEW	342	1	3	17	44	1	3	28	286	1	3	15	8	-	-	-	6	-	-	-
PRISON OFFICIALS - HABEAS CORPUS	568	1	4	19	66	1	4	30	472	1	4	14	14	-	-	-	16	-	-	-
PRISON OFFICIALS - MANDAMUS, ETC.	17,215	1	4	22	2,438	1	3	23	13,738	1	3	19	516	5	18	44	523	4	15	42
CIVIL RIGHTS	79	1	3	23	61	1	2	8	12	-	-	-	3	-	-	-	3	-	-	-
FEDERAL QUESTION	6,833	1	3	17	944	1	2	17	5,443	1	3	16	91	4	13	37	155	3	13	36
LAND CONDEMNATION	202	1	1	22	28	1	1	8	162	1	1	17	5	-	-	-	7	-	-	-
ACTIONS UNDER STATUTES	10,301	1	4	26	1,405	1	4	29	8,121	1	3	21	417	5	18	46	358	5	15	42
PRISONER PETITIONS	6	-	-	-	3	-	-	-	2	-	-	-	1	-	-	-	-	-	-	-
MOTIONS TO VACATE SENTENCE	6	-	-	-	3	-	-	-	2	-	-	-	1	-	-	-	-	-	-	-
PAROLE COMMISSION REVIEW	6	-	-	-	2	-	-	-	4	-	-	-	-	-	-	-	-	-	-	-
PRISON OFFICIALS - HABEAS CORPUS	6	-	-	-	2	-	-	-	4	-	-	-	-	-	-	-	-	-	-	-
PRISON OFFICIALS - MANDAMUS, ETC.	26	1	12	55	11	-	-	-	14	-	-	-	-	-	-	-	1	-	-	-
LOCAL JURISDICTION	6	-	-	-	2	-	-	-	4	-	-	-	-	-	-	-	-	-	-	-
LAND CONDEMNATION	6	-	-	-	2	-	-	-	4	-	-	-	-	-	-	-	-	-	-	-
PRISONER PETITIONS	-	-	-	-	-	-	-	-	-	-	-	-	-	-	-	-	-	-	-	-
MOTIONS TO VACATE SENTENCE	-	-	-	-	-	-	-	-	-	-	-	-	-	-	-	-	-	-	-	-
PAROLE COMMISSION REVIEW	16	-	-	-	6	-	-	-	9	-	-	-	-	-	-	-	1	-	-	-
PRISON OFFICIALS - HABEAS CORPUS	2	-	-	-	1	-	-	-	1	-	-	-	-	-	-	-	-	-	-	-
PRISON OFFICIALS - MANDAMUS, ETC.																				

* TIME INTERVAL COMPUTED ONLY WHERE THERE ARE 25 OR MORE CASES

TABLE C 6a.—United States district courts. Civil cases pending on June 30, 1970, by district and length of time pending (land condemnation cases are omitted)

Circuit and district	Total	Length of time pending				
		Less than 1 year	1 to 2 years	2 to 3 years	3 years and over	
					Number	Percent
Total all districts.....	90,932	52,303	21,012	9,013	8,004	8.8
District of Columbia.....	4,538	2,851	1,134	344	209	4.6
First circuit.....	3,657	2,247	831	385	214	5.9
Maine.....	141	123	16	2		
Massachusetts.....	1,884	1,231	438	147	68	3.6
New Hampshire.....	149	97	32	12	8	5.4
Rhode Island.....	227	143	45	15	24	10.6
Puerto Rico.....	1,256	653	300	189	114	9.1
Second circuit.....	16,287	8,974	4,060	2,342	2,891	17.8
Connecticut.....	843	412	212	130	89	10.6
New York:						
Northern.....	524	263	126	56	79	15.1
Eastern.....	1,515	977	295	143	100	6.6
Southern.....	12,392	4,748	3,221	1,937	2,486	20.1
Western.....	662	318	146	63	135	20.4
Vermont.....	331	256	60	13	2	.6
Third circuit.....	12,442	5,937	3,341	1,995	1,169	9.4
Delaware.....	298	131	88	44	35	11.7
New Jersey.....	2,058	1,164	529	228	147	7.1
Pennsylvania:						
Eastern.....	5,937	2,558	1,652	1,030	697	11.7
Middle.....	703	468	174	50	11	1.6
Western.....	2,304	919	660	550	195	8.5
Virgin Islands.....	1,142	707	233	113	84	7.4
Fourth circuit.....	6,818	4,316	1,482	506	514	7.5
Maryland.....	1,765	948	423	190	199	11.3
North Carolina:						
Eastern.....	428	289	85	24	30	7.0
Middle.....	285	180	64	25	16	5.6
Western.....	380	213	121	33	13	3.4
South Carolina.....	994	736	191	50	17	1.7
Virginia:						
Eastern.....	1,545	1,108	267	70	100	6.5
Western.....	376	272	76	19	9	2.4
West Virginia:						
Northern.....	360	184	83	41	52	14.4
Southern.....	685	386	167	54	78	11.4
Fifth circuit.....	16,932	11,378	3,435	1,193	926	5.5
Alabama:						
Northern.....	742	536	136	40	30	4.0
Middle.....	163	128	17	9	9	5.5
Southern.....	597	377	132	42	46	7.7

TABLE C 6a.—United States district courts. Civil cases pending on June 30, 1970, by district and length of time pending (land condemnation cases are omitted)—Cont.

Circuit and district	Total	Length of time pending				
		Less than 1 year	1 to 2 years	2 to 3 years	3 years and over	
					Number	Percent
Florida:						
Northern.....	186	149	22	5	10	5.4
Middle.....	1,357	965	230	72	90	6.6
Southern.....	1,270	935	237	67	31	2.4
Georgia:						
Northern.....	934	606	237	63	28	3.0
Middle.....	247	189	44	13	1	.4
Southern.....	416	254	94	42	26	6.3
Louisiana:						
Eastern.....	4,385	2,646	946	405	328	7.5
Western.....	1,215	672	335	108	100	8.2
Mississippi:						
Northern.....	278	230	41	6	1	.4
Southern.....	468	342	101	13	12	2.6
Texas:						
Northern.....	1,065	810	158	66	31	2.9
Eastern.....	612	492	54	18	18	2.9
Southern.....	2,155	1,397	499	126	133	6.2
Western.....	636	511	85	25	15	2.4
Canal Zone.....	206	139	37	13	17	8.3
Sixth circuit.....	8,302	4,604	2,078	948	772	9.3
Kentucky:						
Eastern.....	660	294	179	98	89	13.5
Western.....	533	348	127	30	28	5.3
Michigan:						
Eastern.....	2,159	1,066	533	296	264	12.2
Western.....	362	235	87	24	6	1.7
Ohio:						
Northern.....	1,797	967	535	185	110	6.1
Southern.....	1,312	633	360	207	112	8.5
Tennessee:						
Eastern.....	503	428	69	3	3	.6
Middle.....	507	194	90	80	143	28.2
Western.....	479	339	98	25	17	3.5
Seventh circuit.....	5,385	3,533	1,269	389	224	4.2
Illinois:						
Northern.....	2,127	1,461	442	133	91	4.3
Eastern.....	284	203	56	17	8	2.8
Southern.....	327	229	50	31	17	5.2
Indiana:						
Northern.....	718	444	204	42	28	3.9
Southern.....	937	592	220	93	23	2.5
Wisconsin:						
Eastern.....	656	380	170	57	49	7.5
Western.....	336	224	88	16	8	2.4

TABLE C 6a.—United States district courts. Civil cases pending on June 30, 1970, by district and length of time pending (land condemnation cases are omitted)—Concluded

Circuit and district	Total	Length of time pending				
		Less than 1 year	1 to 2 years	2 to 3 years	3 years and over	
					Number	Percent
Eighth circuit.....	3,696	2,589	739	248	120	3.2
Arkansas:						
Eastern.....	448	327	85	29	7	1.6
Western.....	231	173	40	16	2	.9
Iowa:						
Northern.....	173	130	31	11	1	.6
Southern.....	267	176	72	17	2	.7
Minnesota.....	687	511	105	60	21	3.1
Missouri:						
Eastern.....	392	335	49	8		
Western.....	596	438	98	25	35	5.9
Nebraska.....	578	307	167	64	40	6.9
North Dakota.....	127	79	31	14	3	2.4
South Dakota.....	197	113	61	14	9	4.6
Ninth circuit.....	10,211	5,989	2,203	1,146	873	8.5
Alaska.....	288	148	88	40	12	4.2
Arizona.....	703	444	135	57	67	9.5
California:						
Northern.....	3,585	1,727	875	564	419	11.7
Eastern.....	621	308	128	117	68	11.0
Central.....	1,995	1,322	379	129	165	8.3
Southern.....	441	244	103	54	40	9.1
Hawaii.....	234	141	54	20	19	8.1
Idaho.....	195	136	27	17	15	7.7
Montana.....	251	149	56	29	17	6.8
Nevada.....	289	148	79	40	22	7.6
Oregon.....	567	464	77	18	8	1.4
Washington:						
Eastern.....	146	105	30	7	4	2.7
Western.....	750	553	137	47	13	1.7
Guam.....	146	100	35	7	4	2.7
Tenth circuit.....	2,684	1,985	470	137	92	3.4
Colorado.....	663	486	128	33	16	2.4
Kansas.....	767	466	172	71	58	7.6
New Mexico.....	333	209	53	9	2	.6
Oklahoma:						
Northern.....	176	148	21	3	4	2.3
Eastern.....	114	99	10	3	2	1.8
Western.....	320	272	30	12	6	1.9
Utah.....	250	197	45	4	4	1.6
Wyoming.....	61	48	11	2		

TABLE C6a.—U.S. district courts. Civil cases pending on June 30, 1971, by district and length of time pending (land condemnation cases are omitted)

Circuit and district	Total	Length of time pending				
		Less than 1 year	1 to 2 years	2 to 3 years	3 years and over	
					Number	Percent
Total all districts.....	57,799	55,261	23,141	10,375	9,022	9.2
District of Columbia.....	3,823	2,020	1,124	440	230	6.0
First circuit.....	5,105	3,196	1,116	444	340	6.8
Maine.....	171	130	40		1	.6
Massachusetts.....	2,894	2,053	519	199	123	4.3
New Hampshire.....	217	141	50	13	13	6.0
Rhode Island.....	310	199	67	22	22	7.1
Puerto Rico.....	1,513	673	440	210	190	12.0
Second circuit.....	17,447	6,899	4,301	2,885	3,362	19.3
Connecticut.....	864	308	234	116	116	13.4
New York:						
Northern.....	654	281	184	87	102	15.6
Eastern.....	1,643	924	438	155	126	7.7
Southern.....	13,201	4,704	3,179	2,431	2,887	21.9
Western.....	781	355	205	75	128	16.6
Vermont.....	324	237	61	21	5	1.5
Third circuit.....	12,374	6,090	3,512	1,669	1,103	8.9
Delaware.....	345	185	80	43	40	11.5
New Jersey.....	2,118	1,231	527	196	164	7.7
Pennsylvania:						
Eastern.....	5,851	2,636	1,705	891	619	10.6
Middle.....	686	380	238	50	18	2.6
Western.....	1,879	850	577	334	118	6.3
Virgin Islands.....	1,492	808	385	155	144	9.7
Fourth circuit.....	7,159	4,394	1,575	588	602	8.4
Maryland.....	1,861	940	492	199	230	12.4
North Carolina:						
Eastern.....	445	277	102	30	36	8.1
Middle.....	278	176	58	19	25	9.0
Western.....	344	204	58	47	35	10.2
South Carolina.....	1,101	868	175	40	15	1.4
Virginia:						
Eastern.....	1,688	1,197	291	84	116	6.9
Western.....	362	237	85	28	12	3.3
West Virginia:						
Northern.....	331	141	88	45	57	17.2
Southern.....	749	354	223	96	76	10.1
Fifth circuit.....	18,682	12,316	4,105	1,312	949	5.1
Alabama:						
Northern.....	927	693	136	55	43	4.6
Middle.....	204	134	47	7	16	7.8
Southern.....	654	422	145	45	42	6.4

TABLE C6a.—U.S. district courts. Civil cases pending on June 30, 1971, by district and length of time pending (land condemnation cases are omitted)—Continued

Circuit and district	Total	Length of time pending				
		Less than 1 year	1 to 2 years	2 to 3 years	3 years and over	
					Number	Percent
Florida:						
Northern.....	152	126	19	3	4	2.6
Middle.....	1,403	883	399	68	53	3.8
Southern.....	1,267	931	215	74	47	3.7
Georgia:						
Northern.....	1,045	723	204	80	38	3.6
Middle.....	266	206	38	17	5	1.9
Southern.....	370	224	102	28	16	4.3
Louisiana:						
Eastern.....	4,884	2,853	1,175	453	403	8.3
Western.....	1,267	721	379	128	39	3.1
Mississippi:						
Northern.....	386	297	75	12	2	.5
Southern.....	538	395	88	44	11	2.0
Texas:						
Northern.....	1,278	988	178	55	57	4.5
Eastern.....	833	672	123	21	17	2.0
Southern.....	2,387	1,450	634	180	123	5.2
Western.....	598	445	107	27	19	3.2
Canal Zone.....	223	153	41	15	14	6.3
Sixth circuit.....	9,183	4,983	2,168	1,157	875	9.5
Kentucky:						
Eastern.....	732	345	162	125	100	13.7
Western.....	544	305	143	76	20	3.
Michigan:						
Eastern.....	2,393	1,201	594	312	286	12.0
Western.....	446	317	92	29	8	1.8
Ohio:						
Northern.....	2,112	1,091	563	305	153	7.2
Southern.....	1,467	684	362	225	195	13.3
Tennessee:						
Eastern.....	545	470	60	10	5	.9
Middle.....	415	215	73	39	88	21.2
Western.....	529	355	119	35	20	3.8
Seventh circuit.....	6,050	3,769	1,495	504	288	4.8
Illinois:						
Northern.....	2,374	1,600	542	131	101	4.3
Eastern.....	309	207	68	24	10	3.2
Southern.....	359	238	86	18	17	4.7
Indiana:						
Northern.....	824	484	232	75	33	4.0
Southern.....	1,016	593	250	105	63	6.2
Wisconsin:						
Eastern.....	705	373	175	108	49	7.0
Western.....	469	269	142	43	15	3.2

TABLE C6a.—U.S. district courts. Civil cases pending on June 30, 1971, by district and length of time pending (land condemnation cases are omitted)—Continued

Circuit and district	Total	Length of time pending				
		Less than 1 year	1 to 2 years	2 to 3 years	3 years and over	
					Number	Percent
Eighth circuit.....	3,968	2,804	789	208	107	2.7
Arkansas:						
Eastern.....	461	296	120	26	19	4.1
Western.....	222	161	34	20	7	3.2
Iowa:						
Northern.....	157	108	36	10	4	2.5
Southern.....	306	208	73	17	8	2.6
Minnesota.....	858	664	138	32	24	2.8
Missouri:						
Eastern.....	472	405	61	5	1	.2
Western.....	595	469	111	22	3	.5
Nebraska.....	604	370	144	58	32	5.3
North Dakota.....	111	62	33	11	5	4.5
South Dakota.....	182	131	40	7	4	2.2
Ninth circuit.....	11,013	6,558	2,390	1,003	1,062	9.6
Alaska.....	287	145	85	41	16	5.6
Arizona.....	793	471	196	55	71	9.0
California:						
Northern.....	3,649	1,833	822	465	529	14.5
Eastern.....	638	311	137	76	114	17.9
Central.....	2,306	1,564	452	149	151	6.5
Southern.....	427	257	62	52	56	13.1
Hawaii.....	229	114	75	20	20	8.7
Idaho.....	195	126	49	9	11	5.6
Montana.....	266	177	55	19	15	5.6
Nevada.....	322	185	64	37	36	11.2
Oregon.....	672	558	96	14	4	.6
Washington:						
Eastern.....	184	132	33	15	4	2.2
Western.....	842	509	215	32	26	3.1
Guam.....	203	126	49	19	9	4.4
Tenth circuit.....	2,989	2,172	566	156	95	3.2
Colorado.....	741	519	178	30	14	1.9
Kansas.....	969	625	202	81	61	6.3
New Mexico.....	272	215	44	10	3	1.1
Oklahoma:						
Northern.....	204	159	39	5	1	.5
Eastern.....	103	89	11	1	2	1.9
Western.....	324	283	29	5	7	2.2
Utah.....	297	215	53	19	5	1.7
Wyoming.....	79	67	5	5	2	2.5

TABLE C 6A.—U.S. district courts. Civil cases pending on June 30, 1972, by district and length of time pending. (Land condemnation cases are omitted)

Circuit and district	Total	Length of time pending				
		Less than 1 year	1 to 2 years	2 to 3 years	3 years and over	
					Number	Percent
Total all districts.....	99, 114	57, 363	22, 674	10, 393	8, 684	8.8
District of Columbia.....	3, 120	1, 675	770	418	267	8.2
First circuit.....	7, 069	4, 634	1, 504	573	358	5.1
Maine.....	200	151	36	13		
Massachusetts.....	4, 693	3, 433	837	261	132	2.8
New Hampshire.....	243	161	65	13	4	1.6
Rhode Island.....	359	217	101	20	21	5.8
Puerto Rico.....	1, 574	672	435	266	201	12.8
Second circuit.....	18, 000	6, 969	4, 522	2, 993	3, 516	19.5
Connecticut.....	987	461	255	116	135	14.0
New York:						
Northern.....	666	315	181	88	82	12.3
Eastern.....	1, 886	1, 073	430	245	118	6.3
Southern.....	13, 336	4, 518	3, 346	2, 404	3, 008	23.0
Western.....	803	379	208	113	103	12.8
Vermont.....	382	223	102	27	10	2.8
Third circuit.....	11, 587	5, 905	3, 187	1, 550	945	8.2
Delaware.....	349	171	108	33	37	10.6
New Jersey.....	2, 352	1, 425	581	219	127	5.4
Pennsylvania:						
Eastern.....	4, 975	2, 057	1, 590	846	482	9.7
Middle.....	721	456	149	101	15	2.1
Western.....	1, 341	730	343	157	111	8.3
Virgin Islands.....	1, 849	1, 066	416	194	173	9.4
Fourth circuit.....	6, 695	4, 340	1, 303	563	489	7.3
Maryland.....	1, 584	860	388	163	173	10.9
North Carolina:						
Eastern.....	408	279	86	26	17	4.2
Middle.....	277	180	40	29	28	10.1
Western.....	281	218	50	9	4	1.4
South Carolina.....	1, 190	932	195	60	13	1.1
Virginia:						
Eastern.....	1, 291	892	212	86	101	7.8
Western.....	462	345	77	26	14	3.0
West Virginia:						
Northern.....	351	169	76	49	57	16.2
Southern.....	851	465	179	125	82	9.6

See footnotes at end of table.

TABLE C 6A.—U.S. district courts. Civil cases pending on June 30, 1972, by district and length of time pending. (Land condemnation cases are omitted)—Continued

Circuit and district	Total	Length of time pending				
		Less than 1 year	1 to 2 years	2 to 3 years	3 years and over	
					Number	Percent ¹
Fifth circuit.....	18,639	12,372	3,871	1,429	967	5.2
Alabama:						
Northern.....	956	684	168	46	58	6.1
Middle.....	222	150	16	40	16	7.2
Southern.....	474	280	129	30	26	5.5
Florida:						
Northern.....	150	133	13	4		
Middle.....	1,527	977	262	237	51	3.3
Southern.....	913	756	96	35	26	2.8
Georgia:						
Northern.....	1,123	849	176	62	36	3.2
Middle.....	289	216	57	4	12	4.2
Southern.....	327	217	75	24	11	3.4
Louisiana:						
Eastern.....	4,228	2,501	1,076	349	302	7.1
Middle.....	463	217	123	40	33	17.9
Western.....	1,375	755	337	186	47	3.4
Mississippi:						
Northern.....	325	210	93	19	3	.9
Southern.....	593	426	111	23	33	5.6
Texas:						
Northern.....	1,431	1,058	264	56	53	3.7
Eastern.....	810	606	161	26	17	2.1
Southern.....	2,466	1,573	541	201	151	6.1
Western.....	692	567	85	20	20	2.9
Canal Zone.....	275	197	38	18	22	8.0
Sixth circuit.....	8,764	4,899	2,108	971	786	9.0
Kentucky:						
Eastern.....	890	422	206	110	152	17.1
Western.....	608	390	116	65	37	6.1
Michigan:						
Eastern.....	2,063	1,066	544	237	196	9.4
Western.....	639	439	150	39	11	1.7
Ohio:						
Northern.....	1,957	1,064	506	230	157	8.0
Southern.....	1,192	574	312	179	127	10.7
Tennessee:						
Eastern.....	530	422	91	12	5	.9
Middle.....	367	191	72	34	70	19.1
Western.....	498	311	111	45	31	6.2
Seventh circuit.....	6,532	4,062	1,496	600	354	5.4
Illinois:						
Northern.....	2,554	1,731	511	228	86	3.4
Eastern.....	356	245	70	29	12	3.4
Southern.....	328	197	95	27	9	2.7
Indiana:						
Northern.....	839	479	244	66	50	6.0
Southern.....	1,072	626	231	107	108	10.1
Wisconsin:						
Eastern.....	797	477	173	80	67	8.4
Western.....	586	327	172	65	22	3.8

See footnotes at end of table.

TABLE C 6A.—U.S. district courts. Civil cases pending on June 30, 1972, by district and length of time pending. (Land condemnation cases are omitted)—Continued

Circuit and district	Total	Length of time pending				
		Less than 1 year	1 to 2 years	2 to 3 years	3 years and over	
					Number	Percent ¹
Eighth circuit.....	4,490	3,376	845	202	68	1.5
Arkansas:						
Eastern.....	522	368	105	32	17	3.3
Western.....	206	164	33	4	5	2.4
Iowa:						
Northern.....	185	121	45	14	5	2.7
Southern.....	417	256	124	31	6	1.4
Minnesota.....	1,000	749	199	31	21	2.1
Missouri:						
Eastern.....	497	425	62	9	1	.2
Western.....	768	628	108	28	4	.5
Nebraska.....	564	418	115	26	5	.9
North Dakota.....	180	102	12	13	3	2.3
South Dakota.....	201	144	42	14	1	.5
Ninth circuit.....	11,064	6,828	2,469	911	856	7.7
Alaska.....	307	178	77	38	14	4.6
Arizona.....	827	467	214	87	59	7.1
California:						
Northern.....	3,094	1,578	739	365	412	13.3
Eastern.....	669	363	158	71	77	11.5
Central.....	2,437	1,649	509	147	132	5.4
Southern.....	401	289	61	19	32	8.0
Hawaii.....	259	147	66	31	15	5.8
Idaho.....	236	158	49	20	9	3.8
Montana.....	268	202	49	8	9	3.4
Nevada.....	369	211	80	25	53	14.4
Oregon.....	841	651	174	15	1	.1
Washington:						
Eastern.....	181	122	35	10	14	7.7
Western.....	957	664	209	62	22	2.3
Guam.....	218	140	49	13	7	3.2
Tenth circuit.....	3,154	2,284	599	183	88	2.8
Colorado.....	753	548	145	49	11	1.5
Kansas.....	875	499	246	83	47	5.4
New Mexico.....	328	279	30	12	7	2.1
Oklahoma:						
Northern.....	238	193	32	11	2	.8
Eastern.....	103	92	8	1	2	1.9
Western.....	436	364	58	9	5	1.1
Utah.....	336	241	71	16	8	2.4
Wyoming.....	85	68	9	2	6	7.1

¹ Percent not computed where there are less than 25 cases.

² The Middle District of Louisiana was created by Public Law 92-208, approved Dec. 18, 1971. Data is presented for this new district for the entire fiscal year.

TABLE C-6a.—U.S. district courts. Civil cases pending on June 30, 1973, by district and length of time pending.

[Land condemnation cases are omitted]

Circuit and district	Total	Length of time pending				
		Less than 1 year	1 to 2 years	2 to 3 years	3 years and over	
					Number	Percent ¹
Total all districts.....	99,437	58,957	23,036	9,842	7,602	7.6
District of Columbia.....	2,392	1,443	524	243	182	7.6
First circuit.....	9,492	5,066	2,884	1,025	517	5.4
Maine.....	187	135	38	12	2	1.1
Massachusetts.....	6,948	3,755	2,310	657	226	3.3
New Hampshire.....	254	168	66	14	6	2.4
Rhode Island.....	327	202	75	30	11	3.4
Puerto Rico.....	1,776	806	395	303	272	15.3
Second circuit.....	15,490	6,807	3,919	2,221	2,543	16.4
Connecticut.....	1,015	516	283	135	81	8.0
New York:						
Northern.....	666	307	220	74	65	9.8
Eastern.....	2,102	1,071	551	242	236	11.3
Southern.....	10,591	4,271	2,608	1,638	2,074	19.6
Western.....	810	413	201	113	83	10.2
Vermont.....	306	229	66	19	2	.7
Third circuit.....	11,042	5,713	2,807	1,500	1,022	9.3
Delaware.....	390	203	93	51	43	11.0
New Jersey.....	2,547	1,319	773	321	134	5.3
Pennsylvania:						
Eastern.....	4,300	2,026	1,039	703	532	12.4
Middle.....	606	430	126	43	7	1.2
Western.....	1,179	715	251	109	104	8.8
Virgin Islands.....	2,020	1,020	525	273	202	10.0
Fourth circuit.....	6,223	4,194	1,080	445	504	8.1
Maryland.....	1,336	832	266	118	120	9.0
North Carolina:						
Eastern.....	437	288	89	28	32	7.3
Middle.....	339	227	57	22	33	9.7
Western.....	264	215	39	8	5	.8
South Carolina.....	1,091	880	130	58	23	2.1
Virginia:						
Eastern.....	1,005	764	112	55	73	7.3
Western.....	436	304	91	23	18	4.1
West Virginia:						
Northern.....	389	179	75	54	81	20.8
Southern.....	926	505	221	78	122	13.2

See footnote at end of table.

TABLE C-6a.—U.S. district courts. Civil cases pending on June 30, 1978, by district and length of time pending.—Continued

[Land condemnation cases are omitted]

Circuit and district	Total	Length of time pending				
		Less than 1 year	1 to 2 years	2 to 3 years	3 years and over	
					Number	Percent ¹
Fifth circuit.....	18,689	12,791	3,848	1,280	770	4.1
Alabama:						
Northern.....	1,008	660	211	80	57	5.7
Middle.....	208	149	17	7	35	16.8
Southern.....	328	248	45	21	14	4.3
Florida:						
Northern.....	221	193	22	4	2	.9
Middle.....	1,620	1,160	314	92	54	3.3
Southern.....	935	792	85	32	26	2.8
Georgia:						
Northern.....	1,315	981	252	52	30	2.3
Middle.....	302	234	45	23		
Southern.....	371	281	61	19	10	2.7
Louisiana:						
Eastern.....	3,577	2,239	865	291	182	5.1
Middle.....	366	209	85	44	27	7.4
Western.....	1,143	669	297	126	51	4.5
Mississippi:						
Northern.....	409	287	60	45	5	1.2
Southern.....	596	407	134	39	16	2.7
Texas:						
Northern.....	1,595	1,171	288	85	51	3.2
Eastern.....	750	571	124	39	16	2.1
Southern.....	2,764	1,706	692	218	148	5.4
Western.....	870	627	182	39	22	2.5
Canal Zone.....	311	207	59	21	24	7.7
Sixth circuit.....	8,753	5,396	1,865	872	620	7.1
Kentucky:						
Eastern.....	929	476	220	128	105	11.3
Western.....	605	419	131	27	28	4.6
Michigan:						
Eastern.....	1,991	1,217	399	224	151	7.6
Western.....	804	444	256	83	21	2.6
Ohio:						
Northern.....	1,916	1,179	386	208	143	7.5
Southern.....	1,063	644	243	118	58	5.5
Tennessee:						
Eastern.....	469	394	62	11	2	.4
Middle.....	412	235	61	35	81	19.7
Western.....	564	388	107	38	31	5.5
Seventh circuit.....	6,849	4,049	1,693	683	424	6.2
Illinois:						
Northern.....	2,681	1,772	534	215	160	6.0
Eastern.....	426	246	124	38	18	4.2
Southern.....	348	194	98	41	15	4.3
Indiana:						
Northern.....	927	508	256	97	66	7.1
Southern.....	996	607	234	84	71	7.1
Wisconsin:						
Eastern.....	820	441	239	79	61	7.4
Western.....	651	281	208	129	33	5.1

See footnote at end of table.

TABLE C-6a.—U.S. district courts. Civil cases pending on June 30, 1973, by district and length of time pending.—Continued

[Land condemnation cases are omitted]

Circuit and district	Total	Length of time pending				
		Less than 1 year	1 to 2 years	2 to 3 years	3 years and over	
					Number	Percent ¹
Eighth circuit.....	5,209	3,651	1,176	315	67	1.3
Arkansas:						
Eastern.....	591	410	134	36	11	1.9
Western.....	315	259	46	8	2	.6
Iowa:						
Northern.....	229	155	40	28	6	2.6
Southern.....	427	231	139	60	7	1.6
Minnesota.....	1,096	706	294	81	15	1.4
Missouri:						
Eastern.....	542	441	78	22	1	.2
Western.....	993	752	188	44	9	.9
Nebraska.....	585	392	160	28	5	.9
North Dakota.....	166	107	40	3	6	3.8
South Dakota.....	275	198	57	15	5	1.8
Ninth circuit.....	11,629	7,115	2,638	1,042	834	7.2
Alaska.....	286	156	81	30	19	6.6
Arizona.....	872	544	166	97	65	7.5
California:						
Northern.....	2,839	1,475	679	328	357	12.6
Eastern.....	792	400	226	100	66	8.3
Central.....	2,706	1,741	573	217	175	6.5
Southern.....	460	332	88	24	16	3.5
Hawaii.....	235	181	64	23	17	6.0
Idaho.....	248	174	55	11	8	3.2
Montana.....	320	222	72	20	6	1.9
Nevada.....	415	224	91	47	53	12.8
Oregon.....	926	689	178	61	8	.9
Washington:						
Eastern.....	208	139	35	19	15	7.2
Western.....	1,003	657	268	66	22	2.2
Guam.....	269	151	62	19	7	2.6
Tenth circuit.....	3,669	2,732	602	216	119	3.2
Colorado.....	843	666	159	54	24	2.8
Kansas.....	1,080	725	183	110	62	5.7
New Mexico.....	373	308	54	6	5	1.3
Oklahoma:						
Northern.....	275	211	46	10	8	2.9
Eastern.....	174	152	20	1	1	.6
Western.....	424	354	54	11	5	1.2
Utah.....	393	288	74	22	9	2.3
Wyoming.....	107	88	12	2	5	4.7

¹ Percent not computed where there are less than 25 cases.

TABLE C-6a.—U.S. District courts, civil cases pending, by district and length of time pending (land condemnation cases are omitted) as of June 30, 1974

Circuit and district	Total	Length of time pending				
		Less than 1 year	1 to 2 years	2 to 3 years	3 years and over	
					Number	Percent ¹
Total all districts	105,349	63,850	24,022	10,125	7,352	7.0
District of Columbia	1,710	936	422	163	189	11.1
First Circuit	11,636	5,988	3,399	1,508	741	6.4
Maine	194	154	29	8	3	1.5
Massachusetts	8,901	4,446	2,786	1,225	444	5.0
New Hampshire	324	229	64	27	4	1.2
Rhode Island	346	208	72	47	19	5.5
Puerto Rico	1,871	951	448	201	271	14.5
Second Circuit	14,015	6,648	3,361	1,885	2,121	15.1
Connecticut	1,270	669	321	167	113	8.9
New York:						
Northern	603	270	185	87	61	10.1
Eastern	2,304	1,155	533	319	297	12.9
Southern	8,579	3,861	2,003	1,170	1,545	18.0
Western	946	461	249	134	102	10.8
Vermont	313	232	70	8	3	1.0
Third Circuit	10,902	6,140	2,637	1,245	880	8.1
Delaware	394	181	115	49	49	12.4
New Jersey	2,746	1,429	712	406	199	7.2
Pennsylvania:						
Eastern	3,745	2,202	899	355	289	7.7
Middle	712	531	144	26	11	1.5
Western	1,234	807	237	97	93	7.5
Virgin Islands	2,071	990	530	312	239	11.5
Fourth Circuit	6,937	4,846	1,262	400	429	6.2
Maryland	1,304	831	278	98	97	7.4
North Carolina:						
Eastern	438	278	97	35	28	6.4
Middle	361	249	64	21	27	7.5
Western	343	266	62	10	5	1.5

See footnote at end of table.

TABLE C-6a.—U.S. district courts, civil cases pending, by district and length of time pending (land condemnation cases are omitted) as of June 30, 1974—Continued

Circuit and district	Total	Length of time pending				
		Less than 1 year	1 to 2 years	2 to 3 years	3 years and over	
					Number	Percent ¹
South Carolina.....	1, 270	1, 024	165	30	51	4. 0
Virginia:						
Eastern.....	1, 154	941	128	27	58	5. 0
Western.....	568	430	91	35	12	2. 1
West Virginia:						
Northern.....	373	219	72	29	53	14. 2
Southern.....	1, 126	608	305	115	98	8. 7
Fifth Circuit.....	20, 415	14, 062	4, 231	1, 329	793	3. 9
Alabama:						
Northern.....	975	688	123	95	69	7. 1
Middle.....	198	145	12	6	35	17. 7
Southern.....	274	224	24	14	12	4. 4
Florida:						
Northern.....	222	183	32	6	1	. 5
Middle.....	1, 953	1, 298	533	147	65	3. 3
Southern.....	931	742	114	45	30	3. 2
Georgia:						
Northern.....	1, 908	1, 472	321	81	34	1. 8
Middle.....	340	258	51	15	16	4. 7
Southern.....	475	342	90	26	17	3. 6
Louisiana:						
Eastern.....	3, 555	2, 396	813	232	114	3. 2
Middle.....	381	213	97	34	37	9. 7
Western.....	1, 288	804	326	115	43	3. 3
Mississippi:						
Northern.....	480	361	93	17	9	1. 9
Southern.....	693	495	122	56	20	2. 9
Texas:						
Northern.....	1, 841	1, 254	433	93	61	3. 3
Eastern.....	830	674	111	24	21	2. 5
Southern.....	2, 796	1, 735	691	221	149	5. 3
Western.....	982	686	197	75	24	2. 4
Canal Zone.....	293	182	48	27	36	12. 3

See footnote at end of table.

TABLE C-6a.—U.S. district courts, civil cases pending, by district and length of time pending (land condemnation cases are omitted) as of June 30, 1974—Continued

Circuit and district	Total	Length of time pending				
		Less than 1 year	1 to 2 years	2 to 3 years	3 years and over	
					Number	Percent ¹
Sixth Circuit.....	9,519	6,101	1,999	806	613	6.4
Kentucky:						
Eastern.....	916	584	179	81	72	7.9
Western.....	684	433	146	83	22	3.2
Michigan:						
Eastern.....	2,333	1,460	500	195	178	7.6
Western.....	888	450	265	156	17	1.9
Ohio:						
Northern.....	1,948	1,214	469	136	129	6.6
Southern.....	1,223	860	206	86	71	5.8
Tennessee:						
Eastern.....	430	376	44	9	1	.2
Middle.....	449	282	48	28	91	20.3
Western.....	648	442	142	32	32	4.9
Seventh Circuit..	7,642	4,571	1,748	882	441	5.8
Illinois:						
Northern.....	2,901	1,986	571	224	120	4.1
Eastern.....	586	375	109	68	34	5.8
Southern.....	427	237	92	64	34	8.0
Indiana:						
Northern.....	1,028	579	256	134	59	5.7
Southern.....	1,050	697	200	38	65	6.2
Wisconsin:						
Eastern.....	937	423	301	146	67	7.2
Western.....	713	274	219	158	62	8.7
Eighth Circuit...	5,682	3,822	1,313	444	103	1.8
Arkansas:						
Eastern.....	812	578	172	48	14	1.7
Western.....	362	228	111	21	2	.6
Iowa:						
Northern.....	215	134	64	9	8	3.7
Southern.....	446	254	124	57	11	2.5
Minnesota.....	1,210	738	285	157	30	2.5
Missouri:						
Eastern.....	598	500	71	21	6	1.0
Western.....	1,040	729	233	63	15	1.4
Nebraska.....	580	388	145	38	9	1.6
North Dakota.....	148	111	25	11	1	.7
South Dakota.....	271	162	83	19	7	2.6

See footnote at end of table.

TABLE C-6a.—U.S. District courts, civil cases pending, by district and length of time pending (land condemnation cases are omitted) as of June 30, 1974—Continued

Circuit and district	Total	Length of time pending				
		Less than 1 year	1 to 2 years	2 to 3 years	3 years and over	
					Number	Percent ¹
Ninth Circuit.....	12, 807	7, 871	2, 819	1, 223	894	7. 0
Alaska.....	310	165	85	41	19	6. 1
Arizona.....	1, 038	613	245	92	88	8. 5
California:						
Northern.....	2, 807	1, 595	580	289	343	12. 2
Eastern.....	842	439	213	120	70	8. 3
Central.....	3, 184	2, 091	602	289	202	6. 3
Southern.....	639	427	147	43	22	3. 4
Hawaii.....	347	224	85	26	12	3. 5
Idaho.....	287	186	70	18	13	4. 5
Montana.....	354	213	96	35	10	2. 8
Nevada.....	442	241	114	49	38	8. 6
Oregon.....	923	668	179	59	17	1. 8
Washington:						
Eastern.....	260	186	45	14	15	5. 8
Western.....	1, 028	607	263	118	40	3. 9
Guam.....	346	216	95	30	5	1. 4
Tenth Circuit.....	4, 084	2, 865	831	240	148	3. 6
Colorado.....	1, 059	708	254	69	28	2. 6
Kansas.....	1, 027	566	273	94	94	9. 2
New Mexico.....	424	344	63	10	7	1. 7
Oklahoma:						
Northern.....	328	231	71	23	3	. 9
Eastern.....	183	160	15	7	1	. 5
Western.....	554	473	59	19	3	. 5
Utah.....	384	274	80	18	12	3. 1
Wyoming.....	125	109	16			

¹ Percent not computed where there are less than 25 cases.

TABLE C-6a.—U.S. district courts, civil cases pending, by district and length of time pending (land condemnation cases are omitted), as of June 30, 1975

Circuit and district	Total	Length of time pending				
		Less than 1 year	1 to 2 years	2 to 3 years	3 years and over	
					Number	Percent ¹
Total all districts.....	117, 491	73, 692	25, 999	10, 237	7, 563	6. 4
District of Columbia.....	1, 700	1, 003	292	158	167	9. 8
First Circuit.....	12, 979	6, 340	3, 966	1, 527	1, 146	8. 8
Maine.....	243	186	40	15	2	. 8
Massachusetts.....	10, 376	4, 700	3, 406	1, 339	931	9. 0
New Hampshire.....	344	231	92	18	3	. 9
Rhode Island.....	424	254	95	41	34	8. 0
Puerto Rico.....	1, 592	969	333	114	176	11. 1
Second Circuit.....	14, 206	7, 484	3, 439	1, 739	1, 544	10. 9
Connecticut.....	1, 441	747	380	171	143	9. 9
New York:						
Northern.....	644	327	163	92	62	9. 6
Eastern.....	2, 545	1, 316	588	323	318	12. 5
Southern.....	8, 181	4, 469	1, 913	966	833	10. 2
Western.....	1, 103	423	320	177	183	16. 6
Vermont.....	292	202	75	10	5	1. 7
Third Circuit.....	11, 269	7, 044	2, 502	1, 001	722	6. 4
Delaware.....	381	213	79	56	33	8. 7
New Jersey.....	2, 800	1, 552	697	323	228	8. 1
Pennsylvania:						
Eastern.....	3, 689	2, 440	801	270	178	4. 8
Middle.....	1, 065	829	193	36	7	. 7
Western.....	1, 520	1, 025	305	95	95	6. 3
Virgin Islands.....	1, 814	985	427	221	181	10. 0
Fourth Circuit.....	8, 599	6, 287	1, 382	478	452	5. 3
Maryland.....	1, 425	986	251	104	84	5. 9
North Carolina:						
Eastern.....	528	364	86	40	38	7. 2
Middle.....	480	351	80	30	19	4. 0
Western.....	457	346	83	18	10	2. 2

See footnote at end of table.

TABLE C-6a.—U.S. district courts, civil cases pending, by district and length of time pending (land condemnation cases are omitted), as of June 30, 1975—Con.

Circuit and district	Total	Length of time pending				
		Less than 1 year	1 to 2 years	2 to 3 years	3 years and over	
					Number	Percent †
Fourth Circuit—Con.						
South Carolina.....	1,364	1,142	140	32	50	3.7
Virginia:						
Eastern.....	1,322	1,044	186	47	45	3.4
Western.....	812	636	128	27	21	2.6
West Virginia:						
Northern.....	414	262	83	24	45	10.9
Southern.....	1,797	1,156	345	156	140	7.8
Fifth Circuit...	23,549	16,303	4,760	1,618	868	3.7
Alabama:						
Northern.....	1,133	905	132	37	59	5.2
Middle.....	221	187	15	6	13	5.9
Southern.....	334	289	30	4	11	3.3
Florida:						
Northern.....	284	242	33	6	3	1.1
Middle.....	2,393	1,356	584	329	124	5.2
Southern.....	1,284	1,165	86	18	15	1.2
Georgia:						
Northern.....	2,061	1,500	428	90	43	2.1
Middle.....	373	288	62	20	3	.8
Southern.....	642	464	114	41	23	3.6
Louisiana:						
Eastern.....	3,972	2,732	882	243	115	2.9
Middle.....	375	249	75	26	25	6.7
Western.....	1,337	854	330	108	45	3.4
Mississippi:						
Northern.....	535	381	119	29	6	1.1
Southern.....	852	601	191	37	23	2.7
Texas:						
Northern.....	2,139	1,481	417	168	73	3.4
Eastern.....	900	667	175	35	23	2.6
Southern.....	3,273	1,946	797	330	200	6.1
Western.....	1,026	663	249	77	37	3.6
Canal Zone.....	415	333	41	14	27	6.5
Sixth Circuit...	10,990	7,189	2,222	921	658	6.0
Kentucky:						
Eastern.....	1,488	1,059	226	112	91	6.1
Western.....	779	531	151	69	28	3.6

See footnote at end of table.

TABLE C-6a.—U.S. district courts, civil cases pending, by district and length of time pending (land condemnation cases are omitted), as of June 30, 1975—Con.

Circuit and district	Total	Length of time pending				
		Less than 1 year	1 to 2 years	2 to 3 years	3 years and over	
					Number	Percent ¹
Sixth Circuit—Con.						
Michigan:						
Eastern.....	2,750	1,684	649	241	176	6.4
Western.....	1,004	486	302	161	55	5.5
Ohio:						
Northern.....	1,943	1,272	369	187	115	5.9
Southern.....	1,453	1,063	266	68	56	3.9
Tennessee:						
Eastern.....	413	357	41	12	3	.7
Middle.....	494	281	94	18	101	20.4
Western.....	666	456	124	53	33	5.0
Seventh Circuit..	8,541	5,297	1,854	808	582	6.8
Illinois:						
Northern.....	3,421	2,348	645	257	171	5.0
Eastern.....	739	426	210	57	46	6.2
Southern.....	467	259	99	51	58	12.4
Indiana:						
Northern.....	1,053	550	322	108	73	6.9
Southern.....	1,119	811	174	69	65	5.8
Wisconsin:						
Eastern.....	1,063	540	256	176	91	8.6
Western.....	679	363	148	90	78	11.5
Eighth Circuit..	6,706	4,371	1,575	527	233	3.5
Arkansas:						
Eastern.....	1,052	617	314	96	25	2.4
Western.....	497	362	84	44	7	1.4
Iowa:						
Northern.....	241	156	56	24	5	2.1
Southern.....	439	257	127	40	15	3.4
Minnesota.....	1,432	807	390	122	113	7.9
Missouri:						
Eastern.....	731	624	84	15	8	1.1
Western.....	1,184	828	247	82	27	2.3
Nebraska.....	664	456	135	52	21	3.2
North Dakota.....	154	98	48	6	2	1.3
South Dakota.....	312	166	90	46	10	3.2

See footnote at end of table.

TABLE C-6a.—U.S. district courts, civil cases pending, by district and length of time pending (land condemnation cases are omitted), as of June 30, 1976—Con.

Circuit and district	Total	Length of time pending				
		Less than 1 year	1 to 2 years	2 to 3 years	3 years and over	
					Number	Percent ¹
Ninth Circuit...	14, 255	8, 940	3, 136	1, 160	1, 019	7. 1
Alaska.....	339	202	80	33	24	7. 1
Arizona.....	1, 125	620	277	129	99	8. 8
California:						
Northern.....	2, 832	1, 750	564	218	300	10. 6
Eastern.....	1, 086	676	234	106	70	6. 4
Central.....	3, 681	2, 431	763	231	256	7. 0
Southern.....	695	416	190	59	30	4. 3
Hawaii.....	467	271	127	55	14	3. 0
Idaho.....	305	198	71	24	12	3. 9
Montana.....	379	254	71	39	15	4. 0
Nevada.....	540	307	111	55	67	12. 4
Oregon.....	1, 089	803	201	62	23	2. 1
Washington:						
Eastern.....	289	167	82	23	17	5. 9
Western.....	1, 183	787	240	83	73	6. 2
Guam.....	245	58	125	43	19	7. 8
Tenth Circuit...	4, 697	3, 354	871	300	172	3. 7
Colorado.....	1, 356	933	294	85	44	3. 2
Kansas.....	1, 076	606	256	121	93	8. 6
New Mexico.....	439	381	41	9	8	1. 8
Oklahoma:						
Northern.....	333	235	62	24	12	3. 6
Eastern.....	231	199	27	1	4	1. 7
Western.....	601	498	81	17	5	. 8
Utah.....	498	367	84	41	6	1. 2
Wyoming.....	163	135	26	2		

¹ Percent not computed where there are less than 25 cases.

TABLE C-6 A.—U.S. district courts, civil cases pending, by district and length of time pending (land condemnation cases are omitted), as of June 30, 1976

Circuit and district	Total	Length of time pending				
		Less than 1 year	1 to 2 years	2 to 3 years	3 years and over	
					Number	Percent ¹
Total all districts	136,753	82,053	32,622	12,664	9,414	6.9
District of Columbia	1,769	1,224	276	102	167	9.4
First Circuit	14,915	6,603	4,398	2,401	1,513	10.1
Maine	273	177	76	14	6	2.2
Massachusetts	12,113	4,831	3,766	2,195	1,321	10.9
New Hampshire	315	223	79	13		
Rhode Island	562	331	137	53	47	8.3
Puerto Rico	1,646	1,041	340	126	139	8.4
Second Circuit	15,182	8,025	3,730	1,773	1,654	10.9
Connecticut	1,688	817	482	235	154	9.1
New York:						
Northern	698	356	181	79	82	11.7
Eastern	3,026	1,705	658	305	358	11.8
Southern	8,439	4,508	2,104	959	868	10.3
Western	1,034	429	238	179	188	18.2
Vermont	297	210	67	16	4	1.3
Third Circuit	12,176	7,714	2,767	920	775	6.4
Delaware	452	237	114	44	57	12.6
New Jersey	3,081	1,769	775	331	206	6.7
Pennsylvania:						
Eastern	3,879	2,691	778	218	192	4.9
Middle	1,180	859	277	26	18	1.5
Western	1,699	1,101	374	123	101	5.9
Virgin Islands	1,855	1,057	449	178	201	10.7
Fourth Circuit	11,406	7,881	2,350	611	564	4.9
Maryland	1,717	1,184	330	106	97	5.6
North Carolina:						
Eastern	608	362	148	49	49	8.1
Middle	647	389	178	43	37	5.7
Western	547	380	132	21	14	2.6
South Carolina	1,668	1,376	211	34	47	2.8
Virginia:						
Eastern	1,429	1,095	228	53	53	3.7
Western	1,248	1,004	163	56	25	2.0
West Virginia:						
Northern	625	408	142	35	40	6.4
Southern	2,917	1,683	818	214	202	6.9
Fifth Circuit	28,597	18,427	6,596	2,221	1,353	4.7
Alabama:						
Northern	1,407	1,024	268	54	61	4.3
Middle	261	218	27	4	12	4.6
Southern	402	334	51	4	13	3.2
Florida:						
Northern	290	227	47	12	4	1.4
Middle	2,958	1,555	709	409	285	9.6
Southern	1,560	1,306	190	41	23	1.5
Georgia:						
Northern	2,310	1,544	560	138	68	2.9
Middle	394	310	56	19	9	2.3
Southern	759	480	162	68	49	6.5
Louisiana:						
Eastern	4,904	3,003	1,320	395	186	3.8
Middle	405	269	78	28	30	7.4
Western	1,578	962	432	150	34	2.2
Mississippi:						
Northern	630	447	131	39	13	2.1
Southern	938	691	185	45	17	1.8
Texas:						
Northern	2,720	1,760	664	162	134	4.9
Eastern	1,258	967	212	50	29	2.3
Southern	4,163	2,285	1,130	444	304	7.3
Western	1,211	752	266	137	56	4.6
Canal Zone	449	293	108	22	26	5.8

See footnote at end of table.

TABLE C-6A.—U.S. district courts, civil cases pending, by district and length of time pending (land condemnation cases are omitted), as of June 30, 1976 — Continued

Circuit and district	Total	Length of time pending				
		Less than 1 year	1 to 2 years	2 to 3 years	3 years and over	
					Number	Percent ¹
Sixth Circuit	14,088	9,059	3,121	1,076	832	5.9
Kentucky:						
Eastern	2,689	1,845	588	137	119	4.4
Western	991	615	259	59	58	5.9
Michigan:						
Eastern	3,474	2,146	780	333	215	6.2
Western	1,230	588	341	188	113	9.2
Ohio:						
Northern	2,310	1,533	496	154	127	5.5
Southern	1,762	1,202	387	118	55	3.1
Tennessee:						
Eastern	450	393	46	9	2	.4
Middle	533	314	75	39	105	19.7
Western	649	423	149	39	38	5.9
Seventh Circuit	9,571	5,655	2,244	916	756	7.9
Illinois:						
Northern	4,015	2,592	875	284	264	6.6
Eastern	699	412	167	78	42	6.0
Southern	543	298	120	62	63	11.6
Indiana:						
Northern	1,144	519	331	194	100	8.7
Southern	1,192	781	283	71	57	4.8
Wisconsin:						
Eastern	1,144	592	288	132	132	11.5
Western	834	461	180	95	98	11.8
Eighth Circuit	7,620	4,586	1,986	711	337	4.4
Arkansas:						
Eastern	1,287	635	418	169	65	5.1
Western	635	376	199	38	22	3.5
Iowa:						
Northern	247	150	69	23	5	2.0
Southern	553	341	138	63	11	2.0
Minnesota	1,636	879	444	199	114	7.0
Missouri:						
Eastern	779	659	95	13	12	1.5
Western	1,265	771	328	112	54	4.3
Nebraska	705	475	171	31	28	4.0
North Dakota	169	117	34	17	1	.6
South Dakota	344	183	90	46	25	7.3
Ninth Circuit	16,139	9,239	4,090	1,599	1,211	7.5
Alaska	384	212	109	43	20	5.2
Arizona	1,216	624	296	150	146	12.0
California:						
Northern	2,976	1,809	677	260	230	7.7
Eastern	1,309	685	369	137	118	9.0
Central	4,166	2,365	1,091	404	306	7.3
Southern	723	425	175	81	42	5.8
Hawaii	620	338	165	72	45	7.3
Idaho	423	262	103	35	23	5.4
Montana	421	257	110	29	25	5.9
Nevada	618	345	161	48	64	10.4
Oregon	1,261	831	306	86	38	3.0
Washington:						
Eastern	355	203	80	47	25	7.0
Western	1,437	831	409	111	86	6.0
Guam	230	52	39	96	43	18.7
Tenth Circuit	5,289	3,639	1,064	334	252	4.8
Colorado	1,400	873	370	93	64	4.6
Kansas	1,379	817	301	140	121	8.8
New Mexico	465	406	39	8	12	2.6
Oklahoma:						
Northern	457	341	72	32	12	2.6
Eastern	262	208	48	3	3	1.1
Western	649	512	100	24	13	2.0
Utah	529	365	111	26	27	5.1
Wyoming	148	117	23	8		

¹Percent not computed where there are less than 25 cases.

TABLE C 6A. U.S. DISTRICT COURTS
 CIVIL CASES PENDING, BY DISTRICT AND LENGTH OF TIME PENDING¹
 (LAND CONDEMNATION CASES ARE OMITTED)
 AS OF JUNE 30, 1977

CIRCUIT AND DISTRICT	TOTAL	LENGTH OF TIME PENDING				
		LESS THAN 1 YEAR	1 TO 2 YEARS	2 TO 3 YEARS	3 YEARS AND OVER	
					NUMBER	PERCENT*
TOTAL ALL DISTRICTS..	149,035	83,013	37,425	16,762	11,835	7.9
DISTRICT OF COLUMBIA.	1,948	1,181	472	132	163	8.4
FIRST CIRCUIT.....	16,734	5,828	5,010	3,306	2,590	15.5
MAINE.....	400	288	76	27	9	2.3
MASSACHUSETTS.....	13,275	3,522	4,278	3,073	2,402	18.1
NEW HAMPSHIRE.....	365	263	80	20	2	.5
RHODE ISLAND.....	814	459	229	85	41	5.0
PUERTO RICO.....	1,850	1,296	347	101	136	7.2
SECOND CIRCUIT.....	15,728	8,133	4,011	1,923	1,661	10.6
CONNECTICUT.....	2,032	1,028	504	280	220	10.8
NEW YORK NORTHERN.....	783	362	227	93	101	12.9
NEW YORK EASTERN.....	3,348	1,733	887	349	379	11.3
NEW YORK SOUTHERN.....	8,090	4,305	2,042	1,019	724	8.9
NEW YORK WESTERN.....	1,160	491	273	161	235	20.3
VERMONT.....	315	214	78	21	2	.6
THIRD CIRCUIT.....	11,834	7,386	2,791	940	717	6.1
DELAWARE.....	480	273	115	56	36	7.5
NEW JERSEY.....	2,929	1,759	727	257	186	6.4
PENNSYLVANIA EASTERN..	4,204	2,896	872	239	197	4.7
PENNSYLVANIA MIDDLE..	1,165	790	306	56	13	1.1
PENNSYLVANIA WESTERN..	1,848	1,088	413	189	158	8.5
VIRGIN ISLANDS.....	1,208	580	358	143	127	10.5
FOURTH CIRCUIT.....	12,611	7,631	3,039	1,243	698	5.5
MARYLAND.....	1,952	1,266	415	162	109	5.6
NO. CAROLINA EASTERN..	812	451	213	84	64	7.9
NO. CAROLINA MIDDLE..	757	442	193	79	43	5.7
NO. CAROLINA WESTERN..	488	315	120	40	13	2.7
SOUTH CAROLINA.....	2,000	1,508	350	85	57	2.9
VIRGINIA EASTERN.....	1,486	1,184	192	73	37	2.5
VIRGINIA WESTERN.....	1,091	814	174	64	39	3.6
W. VIRGINIA NORTHERN..	782	410	242	88	42	5.4
W. VIRGINIA SOUTHERN..	3,243	1,241	1,140	568	294	9.1
FIFTH CIRCUIT.....	31,785	18,996	7,778	3,094	1,917	6.0
ALABAMA NORTHERN.....	1,536	1,022	296	138	80	5.2
ALABAMA MIDDLE.....	302	251	26	11	14	4.6
ALABAMA SOUTHERN.....	440	346	59	21	14	3.2
FLORIDA NORTHERN.....	349	263	65	18	3	.8
FLORIDA MIDDLE.....	3,372	1,668	822	444	438	13.0
FLORIDA SOUTHERN.....	2,056	1,537	383	99	37	1.8
GEORGIA NORTHERN.....	2,475	1,471	600	281	123	5.0
GEORGIA MIDDLE.....	485	368	80	27	10	2.1
GEORGIA SOUTHERN.....	799	486	141	86	86	10.8
LOUISIANA EASTERN.....	5,366	3,233	1,346	531	256	4.8
LOUISIANA MIDDLE.....	474	305	93	38	38	8.0
LOUISIANA WESTERN.....	1,568	910	445	153	60	3.8
MISSISSIPPI NORTHERN..	708	428	206	53	21	3.0
MISSISSIPPI SOUTHERN..	1,124	765	274	57	28	2.5
TEXAS NORTHERN.....	2,850	1,627	811	269	143	5.0
TEXAS EASTERN.....	1,647	1,039	452	100	56	3.4
TEXAS SOUTHERN.....	4,417	2,181	1,290	567	379	8.6
TEXAS WESTERN.....	1,297	760	303	133	101	7.8
CANAL ZONE.....	520	336	86	68	30	5.8

TABLE C 6A. U.S. DISTRICT COURTS
 CIVIL CASES PENDING, BY DISTRICT AND LENGTH OF TIME PENDING¹
 (LAND CONDEMNATION CASES ARE OMITTED)
 AS OF JUNE 30, 1977

CIRCUIT AND DISTRICT	TOTAL	LENGTH OF TIME PENDING				
		LESS THAN 1 YEAR	1 TO 2 YEARS	2 TO 3 YEARS	3 YEARS AND OVER	
					NUMBER	PERCENT*
SIXTH CIRCUIT.....	16,513	9,477	4,415	1,663	958	5.8
KENTUCKY EASTERN.....	3,249	1,381	1,349	401	118	3.6
KENTUCKY WESTERN.....	1,364	785	338	169	72	5.3
MICHIGAN EASTERN.....	3,917	2,400	906	359	252	6.4
MICHIGAN WESTERN.....	1,431	631	429	227	144	10.1
OHIO NORTHERN.....	2,495	1,547	589	223	136	5.5
OHIO SOUTHERN.....	1,975	1,291	440	169	75	3.8
TENNESSEE EASTERN.....	542	480	54	7	1	.2
TENNESSEE MIDDLE.....	652	384	116	39	113	17.3
TENNESSEE WESTERN.....	888	578	194	69	47	5.3
SEVENTH CIRCUIT...	10,003	5,880	2,304	1,050	769	7.7
ILLINOIS NORTHERN....	4,367	2,752	954	423	238	5.4
ILLINOIS EASTERN.....	716	451	159	49	57	8.0
ILLINOIS SOUTHERN....	615	338	148	76	53	8.6
INDIANA NORTHERN....	1,215	609	291	153	162	13.3
INDIANA SOUTHERN....	1,354	875	297	126	56	4.1
WISCONSIN EASTERN....	1,019	523	259	129	108	10.6
WISCONSIN WESTERN....	717	332	196	94	95	13.2
EIGHTH CIRCUIT....	8,541	4,994	2,115	968	464	5.4
ARKANSAS EASTERN.....	1,572	762	436	250	124	7.9
ARKANSAS WESTERN.....	756	419	221	98	18	2.4
IOWA NORTHERN.....	280	179	62	32	7	2.5
IOWA SOUTHERN.....	627	339	193	70	25	4.0
MINNESOTA.....	1,643	798	458	246	141	8.6
MISSOURI EASTERN.....	910	760	118	19	13	1.4
MISSOURI WESTERN....	1,464	900	325	155	84	5.7
NEBRASKA.....	706	497	158	37	14	2.0
NORTH DAKOTA.....	221	154	48	10	9	4.1
SOUTH DAKOTA.....	362	186	96	51	29	8.0
NINTH CIRCUIT.....	17,374	9,654	4,119	2,023	1,578	9.1
ALASKA.....	469	253	125	56	35	7.5
ARIZONA.....	1,438	757	302	179	200	13.9
CALIFORNIA NORTHERN..	3,111	1,880	710	291	230	7.4
CALIFORNIA EASTERN...	1,375	621	380	211	163	11.9
CALIFORNIA CENTRAL...	4,385	2,605	849	514	417	9.5
CALIFORNIA SOUTHERN..	879	507	221	85	66	7.5
HAWAII.....	742	373	200	96	73	9.8
IDAHO.....	400	235	104	39	22	5.5
MONTANA.....	482	285	125	45	27	5.6
NEVADA.....	637	309	176	86	66	10.4
OREGON.....	1,208	722	320	122	44	3.6
WASHINGTON EASTERN...	434	239	107	44	44	10.1
WASHINGTON WESTERN...	1,627	814	467	234	112	6.9
GUAM.....	187	54	33	21	79	42.2
TENTH CIRCUIT.....	5,964	3,853	1,371	420	320	5.4
COLORADO.....	1,432	797	432	120	83	5.8
KANSAS.....	1,694	933	468	155	138	8.1
NEW MEXICO.....	530	439	67	13	11	2.1
OKLAHOMA NORTHERN....	497	343	93	26	35	7.0
OKLAHOMA EASTERN.....	262	220	35	6	1	.4
OKLAHOMA WESTERN....	798	625	120	36	17	2.1
UTAH.....	579	355	134	59	31	5.4
WYOMING.....	172	141	22	5	4	2.3

* PERCENT NOT COMPUTED WHEN THERE ARE LESS THAN 25 CASES

¹ INCLUDED ARE CASES WHICH HAVE BEEN TRANSFERRED TO THE DISTRICT BY THE
 JUDICIAL PANEL ON MULTIDISTRICT LITIGATION UNDER TITLE 28 U.S.C. §1407.

TABLE C 6A. U.S. DISTRICT COURTS
 CIVIL CASES PENDING, BY DISTRICT AND LENGTH OF TIME PENDING
 (LAND CONDEMNATION CASES ARE OMITTED)
 AS OF JUNE 30, 1978

CIRCUIT AND DISTRICT	TOTAL	LENGTH OF TIME PENDING				
		LESS THAN 1 YEAR	1 TO 2 YEARS	2 TO 3 YEARS	3 YEARS AND OVER	
					NUMBER	PERCENT*
TOTAL ALL DISTRICTS..	157,625	84,972	36,753	19,846	16,054	10.2
DISTRICT OF COLUMBIA.	1,981	1,202	403	194	182	9.2
FIRST CIRCUIT.....	17,980	5,744	3,781	3,914	4,541	25.3
MAINE.....	547	325	171	30	21	3.8
MASSACHUSETTS.....	14,215	3,190	2,920	3,679	4,426	31.1
NEW HAMPSHIRE.....	461	263	150	40	8	1.7
RHODE ISLAND.....	900	498	279	94	29	3.2
PUERTO RICO.....	1,857	1,468	261	71	57	3.1
SECOND CIRCUIT....	16,304	8,418	3,981	2,193	1,712	10.5
CONNECTICUT.....	2,430	1,179	614	322	315	13.0
NEW YORK NORTHERN....	927	442	259	120	106	11.4
NEW YORK EASTERN....	3,654	1,851	907	539	357	9.8
NEW YORK SOUTHERN....	7,880	4,248	1,878	1,043	711	9.0
NEW YORK WESTERN....	1,125	489	261	155	220	19.6
VERMONT.....	288	209	62	14	3	1.0
THIRD CIRCUIT.....	12,073	7,568	2,711	1,085	709	5.9
DELAWARE.....	537	300	122	62	53	9.9
NEW JERSEY.....	2,971	1,987	563	254	167	5.6
PENNSYLVANIA EASTERN..	4,537	3,009	1,084	301	143	3.2
PENNSYLVANIA MIDDLE..	1,023	751	187	62	23	2.2
PENNSYLVANIA WESTERN..	1,895	1,012	458	205	220	11.6
VIRGIN ISLANDS.....	1,110	509	297	201	103	9.3
FOURTH CIRCUIT....	12,811	7,409	2,747	1,542	1,113	8.7
MARYLAND.....	2,137	1,409	422	166	140	6.6
NO. CAROLINA EASTERN..	768	472	139	84	73	9.5
NO. CAROLINA MIDDLE..	771	385	204	114	68	8.8
NO. CAROLINA WESTERN..	537	399	79	37	22	4.1
SOUTH CAROLINA.....	2,290	1,541	512	154	83	3.6
VIRGINIA EASTERN.....	1,589	1,218	226	90	55	3.5
VIRGINIA WESTERN.....	978	706	174	58	40	4.1
W. VIRGINIA NORTHERN..	588	244	199	101	44	7.5
W. VIRGINIA SOUTHERN..	3,153	1,035	792	738	588	18.6
FIFTH CIRCUIT.....	34,171	19,994	8,341	3,447	2,389	7.0
ALABAMA NORTHERN.....	1,469	1,027	273	101	68	4.6
ALABAMA MIDDLE.....	285	220	30	18	17	6.0
ALABAMA SOUTHERN.....	458	357	66	19	16	3.5
FLORIDA NORTHERN.....	415	301	69	35	10	2.4
FLORIDA MIDDLE.....	3,555	1,810	858	437	450	12.7
FLORIDA SOUTHERN.....	2,492	1,662	537	202	91	3.7
GEORGIA NORTHERN.....	2,624	1,555	631	238	200	7.6
GEORGIA MIDDLE.....	526	397	97	25	7	1.3
GEORGIA SOUTHERN.....	903	494	241	82	86	9.5
LOUISIANA EASTERN.....	5,908	3,215	1,677	613	403	6.8
LOUISIANA MIDDLE.....	541	320	129	42	50	9.2
LOUISIANA WESTERN.....	1,592	1,028	361	129	74	4.6
MISSISSIPPI NORTHERN..	677	409	167	64	37	5.5
MISSISSIPPI SOUTHERN..	1,387	915	327	99	46	3.3
TEXAS NORTHERN.....	3,090	1,661	767	448	214	6.9
TEXAS EASTERN.....	1,827	1,162	442	139	84	4.6
TEXAS SOUTHERN.....	4,456	2,329	1,195	542	390	8.8
TEXAS WESTERN.....	1,427	782	363	168	114	8.0
CANAL ZONE.....	539	350	111	46	32	5.9

TABLE C 6A. U.S. DISTRICT COURTS
 CIVIL CASES PENDING, BY DISTRICT AND LENGTH OF TIME PENDING
 (LAND CONDEMNATION CASES ARE OMITTED)
 AS OF JUNE 30, 1978

CIRCUIT AND DISTRICT	TOTAL	LENGTH OF TIME PENDING				
		LESS THAN 1 YEAR	1 TO 2 YEARS	2 TO 3 YEARS	3 YEARS AND OVER	
					NUMBER	PERCENT*
SIXTH CIRCUIT.....	18,124	9,389	4,670	2,617	1,448	8.0
KENTUCKY EASTERN.....	3,552	1,051	1,111	990	400	11.3
KENTUCKY WESTERN.....	1,307	623	382	180	122	9.3
MICHIGAN EASTERN.....	4,612	2,695	1,161	463	293	6.4
MICHIGAN WESTERN.....	1,692	634	516	326	216	12.8
OHIO NORTHERN.....	2,610	1,547	563	305	195	7.5
OHIO SOUTHERN.....	2,332	1,488	508	209	127	5.4
TENNESSEE EASTERN.....	487	427	46	10	4	.8
TENNESSEE MIDDLE.....	744	470	178	57	39	5.2
TENNESSEE WESTERN.....	788	454	205	77	52	6.6
SEVENTH CIRCUIT...	10,403	6,042	2,415	1,083	863	8.3
ILLINOIS NORTHERN....	4,530	2,762	958	463	347	7.7
ILLINOIS EASTERN.....	811	491	200	71	49	6.0
ILLINOIS SOUTHERN....	712	475	138	57	42	5.9
INDIANA NORTHERN....	1,124	574	322	108	120	10.7
INDIANA SOUTHERN....	1,435	854	369	131	81	5.6
WISCONSIN EASTERN....	1,111	568	277	156	110	9.9
WISCONSIN WESTERN....	680	318	151	97	114	16.8
EIGHTH CIRCUIT....	9,075	4,959	2,373	1,075	668	7.4
ARKANSAS EASTERN.....	1,684	693	541	262	188	11.2
ARKANSAS WESTERN.....	764	355	244	112	53	6.9
IOWA NORTHERN.....	280	174	75	23	8	2.9
IOWA SOUTHERN.....	726	382	197	105	42	5.8
MINNESOTA.....	1,647	791	418	269	169	10.3
MISSOURI EASTERN.....	1,079	827	200	38	14	1.3
MISSOURI WESTERN.....	1,488	823	357	168	140	9.4
NEBRASKA.....	777	547	175	41	14	1.8
NORTH DAKOTA.....	233	150	63	15	5	2.1
SOUTH DAKOTA.....	397	217	103	42	35	8.8
NINTH CIRCUIT.....	18,072	10,113	3,907	2,047	2,005	11.1
ALASKA.....	510	278	124	60	48	9.4
ARIZONA.....	1,549	761	361	163	264	17.0
CALIFORNIA NORTHERN..	3,008	1,827	575	322	284	9.4
CALIFORNIA EASTERN...	1,361	657	349	202	153	11.2
CALIFORNIA CENTRAL...	4,621	2,759	881	406	575	12.4
CALIFORNIA SOUTHERN..	952	529	210	120	93	9.8
HAWAII.....	875	416	243	118	98	11.2
IDAHO.....	464	272	100	55	37	8.0
MONTANA.....	472	283	104	57	28	5.9
NEVADA.....	606	297	148	83	78	12.9
OREGON.....	1,221	802	240	119	60	4.9
WASHINGTON EASTERN...	441	227	112	58	44	10.0
WASHINGTON WESTERN...	1,687	795	436	272	184	10.9
GUAM.....	281	186	24	-	59	21.0
NORTHERN MARIANAS....	24	24	-	-	-	-
TENTH CIRCUIT.....	6,631	4,134	1,424	649	424	6.4
COLORADO.....	1,510	847	393	171	99	6.6
KANSAS.....	1,880	951	492	273	164	8.7
NEW MEXICO.....	700	583	86	13	18	2.6
OKLAHOMA NORTHERN....	503	313	108	44	38	7.6
OKLAHOMA EASTERN.....	295	235	45	12	3	1.0
OKLAHOMA WESTERN.....	883	674	129	47	33	3.7
UTAH.....	706	404	158	80	64	9.1
WYOMING.....	154	127	13	9	5	3.2

* PERCENT NOT COMPUTED WHEN THERE ARE LESS THAN 25 CASES

TABLE C6A. U.S. DISTRICT COURTS
CIVIL CASES PENDING BY DISTRICT AND LENGTH OF TIME PENDING
 (LAND CONDEMNATION CASES ARE OMITTED)
 AS OF JUNE 30, 1979

CIRCUIT AND DISTRICT	TOTAL	LENGTH OF TIME PENDING				
		LESS THAN 1 YEAR	1 TO 2 YEARS	2 TO 3 YEARS	3 YEARS AND OVER	
					NUMBER	PERCENT*
TOTAL ALL DISTRICTS..	166,668	93,411	35,979	18,189	19,089	11.5
DISTRICT OF COLUMBIA.	2,343	1,589	363	176	215	9.2
FIRST CIRCUIT.....	15,749	4,759	3,117	2,413	5,460	34.7
MAINE.....	612	314	178	93	27	4.4
MASSACHUSETTS.....	11,669	2,103	2,244	2,008	5,314	45.5
NEW HAMPSHIRE.....	498	285	126	66	21	4.2
RHODE ISLAND.....	1,002	532	289	143	38	3.8
PUERTO RICO.....	1,968	1,525	280	103	60	3.0
SECOND CIRCUIT....	17,107	9,396	3,864	2,085	1,762	10.3
CONNECTICUT.....	2,709	1,246	702	398	363	13.4
NEW YORK NORTHERN....	1,114	566	278	157	113	10.1
NEW YORK EASTERN....	3,774	2,030	867	445	432	11.4
NEW YORK SOUTHERN....	7,976	4,677	1,687	916	696	8.7
NEW YORK WESTERN....	1,244	684	251	153	156	12.5
VERMONT.....	290	193	79	16	2	.7
THIRD CIRCUIT.....	11,925	7,790	2,466	921	748	6.3
DELAWARE.....	581	345	122	54	60	10.3
NEW JERSEY.....	3,022	2,075	565	201	181	6.0
PENNSYLVANIA EASTERN.	4,612	2,973	1,048	392	199	4.3
PENNSYLVANIA MIDDLE..	1,047	812	178	36	21	2.0
PENNSYLVANIA WESTERN.	1,675	1,091	299	139	146	8.7
VIRGIN ISLANDS.....	988	494	254	99	141	14.3
FOURTH CIRCUIT....	13,682	8,092	2,778	1,484	1,328	9.7
MARYLAND.....	2,365	1,583	445	198	139	5.9
NO. CAROLINA EASTERN.	1,062	658	210	102	92	8.7
NO. CAROLINA MIDDLE..	918	534	158	127	99	10.8
NO. CAROLINA WESTERN.	623	418	136	34	35	5.6
SOUTH CAROLINA.....	2,519	1,502	693	218	106	4.2
VIRGINIA EASTERN.....	1,689	1,270	214	134	71	4.2
VIRGINIA WESTERN.....	1,248	892	214	82	60	4.8
W. VIRGINIA NORTHERN.	563	271	116	112	64	11.4
W. VIRGINIA SOUTHERN.	2,695	964	592	477	662	24.6
FIFTH CIRCUIT.....	37,206	22,344	8,414	3,617	2,831	7.6
ALABAMA NORTHERN....	1,348	943	258	85	62	4.6
ALABAMA MIDDLE.....	382	327	24	10	21	5.5
ALABAMA SOUTHERN....	514	398	78	24	14	2.7
FLORIDA NORTHERN....	448	333	74	28	13	2.9
FLORIDA MIDDLE.....	3,552	2,084	759	336	373	10.5
FLORIDA SOUTHERN....	2,867	1,896	553	258	160	5.6
GEORGIA NORTHERN....	2,843	1,794	587	234	228	8.0
GEORGIA MIDDLE.....	547	392	109	31	15	2.7
GEORGIA SOUTHERN....	953	632	162	100	59	6.2
LOUISIANA EASTERN....	6,501	3,624	1,643	706	528	8.1
LOUISIANA MIDDLE....	690	386	162	79	63	9.1
LOUISIANA WESTERN....	1,870	1,279	405	134	52	2.8
MISSISSIPPI NORTHERN.	686	492	112	39	43	6.3
MISSISSIPPI SOUTHERN.	1,504	986	346	111	61	4.1
TEXAS NORTHERN.....	3,395	1,860	844	377	314	9.2
TEXAS EASTERN.....	2,046	1,164	579	179	124	6.1
TEXAS SOUTHERN.....	4,868	2,573	1,215	587	493	10.1
TEXAS WESTERN.....	1,540	794	346	235	165	10.7
CANAL ZONE.....	652	387	158	64	43	6.6

TABLE C6A. U.S. DISTRICT COURTS
CIVIL CASES PENDING, BY DISTRICT AND LENGTH OF TIME PENDING
(LAND CONDEMNATION CASES ARE OMITTED)
AS OF JUNE 30, 1979

CIRCUIT AND DISTRICT	TOTAL	LENGTH OF TIME PENDING				
		LESS THAN 1 YEAR	1 TO 2 YEARS	2 TO 3 YEARS	3 YEARS AND OVER	
					NUMBER	PERCENT*
SIXTH CIRCUIT.....	20,343	10,929	4,450	2,562	2,402	11.8
KENTUCKY EASTERN.....	3,675	846	862	902	1,065	29.0
KENTUCKY WESTERN.....	1,227	650	291	165	121	9.9
MICHIGAN EASTERN.....	5,472	3,633	1,115	405	319	5.8
MICHIGAN WESTERN.....	2,028	733	492	435	368	18.1
OHIO NORTHERN.....	3,150	1,877	683	280	310	9.8
OHIO SOUTHERN.....	2,715	1,735	603	245	132	4.9
TENNESSEE EASTERN.....	522	434	68	17	3	.6
TENNESSEE MIDDLE.....	711	457	188	43	23	3.2
TENNESSEE WESTERN.....	843	564	148	70	61	7.2
SEVENTH CIRCUIT...	11,684	6,989	2,553	1,193	949	8.1
ILLINOIS NORTHERN....	4,909	3,039	997	453	420	8.6
ILLINOIS CENTRAL.....	780	521	142	72	45	5.8
ILLINOIS SOUTHERN....	1,049	621	295	79	54	5.1
INDIANA NORTHERN....	1,395	837	296	168	94	6.7
INDIANA SOUTHERN....	1,666	1,004	375	199	88	5.3
WISCONSIN EASTERN....	1,110	591	289	127	103	9.3
WISCONSIN WESTERN....	775	376	159	95	145	18.7
EIGHTH CIRCUIT....	9,892	5,648	2,249	1,173	822	8.3
ARKANSAS EASTERN.....	1,694	831	407	279	177	10.4
ARKANSAS WESTERN....	820	390	209	126	95	11.6
IOWA NORTHERN.....	287	207	56	19	5	1.7
IOWA SOUTHERN.....	841	428	234	117	62	7.4
MINNESOTA.....	1,661	850	373	243	195	11.7
MISSOURI EASTERN....	1,243	956	196	65	26	2.1
MISSOURI WESTERN....	1,673	868	389	203	213	12.7
NEBRASKA.....	898	638	196	49	15	1.7
NORTH DAKOTA.....	263	193	50	15	5	1.9
SOUTH DAKOTA.....	512	287	139	57	29	5.7
NINTH CIRCUIT.....	19,529	11,361	4,181	1,932	2,055	10.5
ALASKA.....	608	322	164	67	55	9.0
ARIZONA.....	1,750	833	398	237	282	16.1
CALIFORNIA NORTHERN..	2,938	1,835	528	245	330	11.2
CALIFORNIA EASTERN...	1,346	702	293	150	201	14.9
CALIFORNIA CENTRAL...	4,366	2,736	843	370	417	9.6
CALIFORNIA SOUTHERN..	1,116	648	221	111	136	12.2
HAWAII.....	1,022	446	284	166	126	12.3
IDAHO.....	612	406	122	52	32	5.2
MONTANA.....	535	313	139	39	44	8.2
NEVADA.....	655	369	151	63	72	11.0
OREGON.....	1,412	946	298	104	64	4.5
WASHINGTON EASTERN...	539	292	117	73	57	10.6
WASHINGTON WESTERN...	2,224	1,317	447	238	222	10.0
GUAM.....	351	150	167	17	17	4.8
NORTHERN MARIANAS....	55	46	9	-	-	-
TENTH CIRCUIT.....	7,208	4,514	1,544	633	517	7.2
COLORADO.....	1,614	925	387	172	130	8.1
KANSAS.....	1,858	939	476	248	195	10.5
NEW MEXICO.....	769	571	152	24	22	2.9
OKLAHOMA NORTHERN...	629	406	112	52	59	9.4
OKLAHOMA EASTERN....	305	211	70	17	7	2.3
OKLAHOMA WESTERN....	1,024	782	156	45	41	4.0
UTAH.....	795	509	157	74	55	6.9
WYOMING.....	214	171	34	1	8	3.7

* PERCENT NOT COMPUTED WHEN THERE ARE LESS THAN 25 CASES




TABLE C 6b.—United States district courts. Land condemnation cases pending on June 30, 1970, by district and length of time pending

Circuit and district	Total	Length of time pending				
		Less than 1 year	1 to 2 years	2 to 3 years	3 years and over	
					Number	Percent ¹
Total all districts.....	2,275	727	521	324	703	30.9
District of Columbia.....	41	26	0	4	2	4.0
First circuit.....	28	12	2	9	5	17.9
Maine.....	1	1				
Massachusetts.....	18	5	2	7	4	
New Hampshire.....						
Rhode Island.....	4	3			1	
Puerto Rico.....	5	3		2		
Second circuit.....	93	6	11	8	68	73.1
Connecticut.....	20	2	5	2	11	
New York:						
Northern.....	10			1	9	
Eastern.....	12	2	6	4		
Southern.....	10				10	
Western.....	39	1		1	37	94.9
Vermont.....	2	1			1	
Third circuit.....	128	38	30	22	38	29.7
Delaware.....	1			1		
New Jersey.....	40	13	14	5	8	20.0
Pennsylvania:						
Eastern.....	4	2			2	
Middle.....	36	10	6	12	8	22.2
Western.....	36	8	8	3	17	47.2
Virgin Islands.....	11	5	2	1	3	
Fourth circuit.....	169	37	37	26	69	40.8
Maryland.....	34	11	7	11	5	14.7
North Carolina:						
Eastern.....	9	3	2		4	
Middle.....	3	1	1		1	
Western.....	8		8			
South Carolina.....	5	2		1	2	
Virginia:						
Eastern.....	18	3	1		14	
Western.....	22	4	7	4	7	
West Virginia:						
Northern.....	11	3	3	3	2	
Southern.....	59	10	8	7	34	57.6
Fifth circuit.....	255	68	64	27	96	37.6
Alabama:						
Northern.....	43	8	11	4	20	46.5
Middle.....	7	4	2	1		
Southern.....	15	2	2	4	7	

See footnote at end of table.

TABLE C 6b.—United States district courts. Land condemnation cases pending on June 30, 1970, by district and length of time pending—Continued

Circuit and district	Total	Length of time pending				
		Less than 1 year	1 to 2 years	2 to 3 years	3 years and over	
					Number	Percent ¹
Florida:						
Northern.....	3	1	2			
Middle.....	6	3	1		2	
Southern.....	7	5	2			
Georgia:						
Northern.....	10	2	6	1	1	
Middle.....						
Southern.....	5	2	2	1		
Louisiana:						
Eastern.....						
Western.....	17	7	8	2		
Mississippi:						
Northern.....	15	4	8	3		
Southern.....	15	2	1	1	11	
Texas:						
Northern.....	4	1	1		2	
Eastern.....	35	15	10	4	6	17.1
Southern.....	18	6	3	3	6	
Western.....	55	6	5	3	41	74.5
Canal Zone.....						
Sixth circuit.....	546	161	174	83	128	23.4
Kentucky:						
Eastern.....	55	10	8	12	25	45.5
Western.....	185	39	91	44	11	5.9
Michigan:						
Eastern.....	3	1			2	
Western.....	7	7				
Ohio:						
Northern.....	20	1	1	3	15	
Southern.....	57	9	15	10	23	40.4
Tennessee:						
Eastern.....	62	30	27	5		
Middle.....	122	54	30	8	30	24.6
Western.....	35	10	2	1	22	62.9
Seventh circuit.....	48	21	22	4	1	2.1
Illinois:						
Northern.....	4	1	3			
Eastern.....	14	3	7	3	1	
Southern.....						
Indiana:						
Northern.....	13	12		1		
Southern.....	13	4	9			
Wisconsin:						
Eastern.....	2		2			
Western.....	2	1	1			

See footnote at end of table.

TABLE C 6b.—United States district courts. Land condemnation cases pending on June 30, 1970, by district and length of time pending—Concluded

Circuit and district	Total	Length of time pending				
		Less than 1 year	1 to 2 years	2 to 3 years	3 years and over	
					Number	Percent ¹
Eighth circuit.....	318	111	45	57	103	32.6
Arkansas:						
Eastern.....	61	11	11	9	30	49.2
Western.....	27	9	9	3	6	22.2
Iowa:						
Northern.....	5	4			1	
Southern.....	39	18	5	6	10	25.6
Minnesota.....	6	2	1	1	2	
Missouri:						
Eastern.....	16	14	2			
Western.....	116	42	10	29	35	30.2
Nebraska.....	29	3	2	8	16	55.2
North Dakota.....	9	7	1		1	
South Dakota.....	8	1	4	1	2	
Ninth circuit.....	418	114	85	59	160	38.3
Alaska.....	6	3		1	2	
Arizona.....	29	2	2	4	21	72.4
California:						
Northern.....	25	5	7	5	8	32.0
Eastern.....	167	42	15	22	88	52.7
Central.....	17	4	3	4	6	
Southern.....	6	1		2	3	
Hawaii.....	1			1		
Idaho.....	9	1	4	3	1	
Montana.....	31	17	8	2	4	12.9
Nevada.....	2		1	1		
Oregon.....	36	21	11	4		
Washington:						
Eastern.....	30	8	4	3	15	50.0
Western.....	31	5	20	3	3	9.7
Guam.....	28	5	10	4	9	32.1
Tenth circuit.....	233	133	42	25	33	14.2
Colorado.....	43	14	12	10	7	16.3
Kansas.....	17	4	1	3	9	
New Mexico.....	21	15	2		4	
Oklahoma:						
Northern.....	92	69	16	6	1	1.1
Eastern.....	44	19	7	6	12	27.3
Western.....	12	12				
Utah.....	4		4			
Wyoming.....						

¹ Percent not computed where there are less than 25 cases.

TABLE C6b.—U.S. district courts. Land condemnation cases pending on June 30, 1971, by district and length of time pending

Circuit and district	Total	Length of time pending				
		Less than 1 year	1 to 2 years	2 to 3 years	3 years and over	
					Number	Percent
Total all districts.....	2,241	761	456	331	693	30.9
District of Columbia.....	47	21	18	6	2	4.3
First circuit.....	26	5	8	2	11	42.3
Maine.....						
Massachusetts.....	19	5	3	2	9	
New Hampshire.....						
Rhode Island.....	4		3		1	
Puerto Rico.....	3		2		1	
Second circuit.....	87	7	5	9	66	75.9
Connecticut.....	17	1	2	4	10	
New York:						
Northern.....	12	2			10	
Eastern.....	9	2	1	5	1	
Southern.....	9				9	
Western.....	37		1		36	97.3
Vermont.....	3	2	1			
Third circuit.....	132	30	37	29	36	27.3
Delaware.....	1				1	
New Jersey.....	51	13	13	14	11	21.6
Pennsylvania:						
Eastern.....	2		1		1	
Middle.....	28	9	10	6	3	10.7
Western.....	36	5	8	7	16	44.4
Virgin Islands.....	14	3	5	2	4	
Fourth circuit.....	158	36	22	23	77	48.7
Maryland.....	19	1	1	7	10	
North Carolina:						
Eastern.....	9	3	2	1	3	
Middle.....	5	2	1	1	1	
Western.....	2	2				
South Carolina.....	4	1	1		2	
Virginia:						
Eastern.....	21	4	3		14	
Western.....	14	4	2	4	4	
West Virginia:						
Northern.....	17	9	2	3	3	
Southern.....	67	10	10	7	40	59.7
Fifth circuit.....	243	79	38	32	94	38.7
Alabama:						
Northern.....	38	17		5	16	42.1
Middle.....	5	1	3	1		
Southern.....	10		1	1	8	

See footnote at end of table.

TABLE C6b.—U.S. district courts. Land condemnation cases pending on June 30, 1971, by district and length of time pending—Continued

Circuit and district	Total	Length of time pending				
		Less than 1 year	1 to 2 years	2 to 3 years	3 years and over	
					Number	Percent ¹
Florida:						
Northern.....	2	2				
Middle.....	5	4		1		
Southern.....	7	3	3	1		
Georgia:						
Northern.....	12	8	2	1	1	
Middle.....						
Southern.....	4		2	2		
Louisiana:						
Eastern.....						
Western.....	17	3	5	7	2	
Mississippi:						
Northern.....	3		1	1	1	
Southern.....	18	6	1	1	10	
Texas:						
Northern.....	3	1			2	
Eastern.....	49	27	11	4	7	14.3
Southern.....	18	3	4	3	8	
Western.....	52	4	5	4	39	75.0
Canal Zone.....						
Sixth circuit.....	501	178	69	98	156	31.1
Kentucky:						
Eastern.....	62	8	9	8	37	59.7
Western.....	123	13	17	57	41	32.0
Michigan:						
Eastern.....	5	2	1		2	
Western.....	50	44	6			
Ohio:						
Northern.....	20	3	1	1	15	
Southern.....	54	15	9	11	19	35.2
Tennessee:						
Eastern.....	51	41	4	5	1	2.0
Middle.....	121	51	19	16	35	28.9
Western.....	10	1	3		6	
Seventh circuit.....	107	72	16	17	2	1.9
Illinois:						
Northern.....	4	3		1		
Eastern.....	16	7	3	5	1	
Southern.....	3	3				
Indiana:						
Northern.....	62	50	11		1	1.6
Southern.....	19	8	2	9		
Wisconsin:						
Eastern.....	3	1		2		
Western.....						

See footnote at end of table.

TABLE C6b.—U.S. district courts. Land condemnation cases pending on June 30, 1971, by district and length of time pending—Continued

Circuit and district	Total	Length of time pending				
		Less than 1 year	1 to 2 years	2 to 3 years	3 years and over	
					Number	Percent ¹
Eighth circuit.....	221	63	78	28	85	24.9
Arkansas:						
Eastern.....	39	3	8	8	20	51.3
Western.....	34	13	9	8	4	11.8
Iowa:						
Northern.....	4		3		1	
Southern.....	15	6	5	2	2	
Minnesota.....	7	4	2		1	
Missouri:						
Eastern.....	13	6	7			
Western.....	77	22	31	8	16	20.8
Nebraska.....	15	2	3	1	9	
North Dakota.....	14	7	6	1		
South Dakota.....	3		1		2	
Ninth circuit.....	433	127	82	59	165	38.1
Alaska.....	3		2		1	
Arizona.....	32	9	1	1	21	65.6
California:						
Northern.....	34	12	5	6	11	32.4
Eastern.....	157	24	34	14	85	54.1
Central.....	17	3	3	2	9	
Southern.....	7	1	1		5	
Hawaii.....						
Idaho.....	12	5	1	4	2	
Montana.....	50	26	12	7	5	10.0
Nevada.....	4	2		1	1	
Oregon.....	33	19	10	3	1	3.0
Washington:						
Eastern.....	28	6	6	3	11	42.3
Western.....	27	14	3	9	1	3.7
Guam.....	31	6	4	9	12	38.7
Tenth circuit.....	286	143	86	28	29	10.1
Colorado.....	42	14	10	9	9	21.4
Kansas.....	15	4	3	1	7	
New Mexico.....	19	2	14	1	2	
Oklahoma:						
Northern.....	165	104	46	11	4	2.4
Eastern.....	33	11	11	4	7	21.2
Western.....	5	3	2			
Utah.....	5	3		2		
Wyoming.....	2	2				

¹ Percent not computed where there are less than 25 cases.

TABLE C 6B.—U.S. district courts. Land condemnation cases pending on June 30, 1972 by district and length of time pending

Circuit and district	Total	Length of time pending				
		Less than 1 year	1 to 2 years	2 to 3 years	3 years and over	
					Number	Percent †
Total all districts.....	1,918	498	484	300	636	33.2
District of Columbia.....	12	20	11	9	2	4.8
First circuit.....	20	7	5	4	4	
Maine.....						
Massachusetts.....	15	7	5		3	
New Hampshire.....						
Rhode Island.....	2			2		
Puerto Rico.....	3			2	1	
Second circuit.....	81	6	5	4	66	81.5
Connecticut.....	16	2	1	2	11	
New York:						
Northern.....	13	1	2		10	
Eastern.....	7	1	1	1	4	
Southern.....	9	1			8	
Western.....	34			1	33	97.1
Vermont.....	2	1	1			
Third circuit.....	125	29	28	28	40	32.0
Delaware.....	1				1	
New Jersey.....	57	15	12	11	19	33.3
Pennsylvania:						
Eastern.....	4	3		1		
Middle.....	30	8	9	9	4	13.2
Western.....	22	1	5	4	12	
Virgin Islands.....	11	2	2	3	4	
Fourth circuit.....	145	21	23	16	85	58.6
Maryland.....	17	3		1	13	
North Carolina:						
Eastern.....	2			1	1	
Middle.....	6	1	2	1	2	
Western.....	4	4				
South Carolina.....						
Virginia:						
Eastern.....	21	2	3	3	13	
Western.....	13	3	3	1	6	
West Virginia:						
Northern.....	12	3	5		4	
Southern.....	70	5	10	9	46	65.7

See footnotes at end of table.

TABLE C 6B.—U.S. district courts. Land condemnation cases pending on June 30, 1972 by district and length of time pending—Continued

Circuit and district	Total	Length of time pending				
		Less than 1 year	1 to 2 years	2 to 3 years	3 years and over	
					Number	Percent 1
Fifth circuit.....	188	66	46	20	56	29.8
Alabama:						
Northern.....	35	10	11		14	40.0
Middle.....	2		1	1		
Southern.....	4	1			3	
Florida:						
Northern.....	1		1			
Middle.....	4	1	2		1	
Southern.....	4	3		1		
Georgia:						
Northern.....	8	4	3	1		
Middle.....						
Southern.....	2	2				
Louisiana:						
Eastern.....	2	2				
Middle 2.....						
Western.....	15	1	3	5	6	
Mississippi:						
Northern.....	11	11				
Southern.....	13	2	4		7	
Texas:						
Northern.....	2	2				
Eastern.....	41	17	17	3	4	9.8
Southern.....	18	5	3	4	6	
Western.....	26	5	1	5	15	57.7
Canal Zone.....						
Sixth circuit.....	435	122	101	38	174	40.0
Kentucky:						
Eastern.....	65	5	8	9	43	66.2
Western.....	85	6	5	2	72	84.7
Michigan:						
Eastern.....	5	3	2			
Western.....	29	3	22	4		
Ohio:						
Northern.....	10		2	1	7	
Southern.....	45	17	13	8	7	15.6
Tennessee:						
Eastern.....	46	35	11			
Middle.....	109	17	38	14	40	36.7
Western.....	41	36			5	12.2
Seventh circuit.....	84	9	51	11	13	15.5
Illinois:						
Northern.....	2		2			
Eastern.....	15	2	6	3	4	
Southern.....	2	1	1			
Indiana:						
Northern.....	48	2	38	7	1	2.1
Southern.....	17	4	4	1	8	
Wisconsin:						
Eastern.....						
Western.....						

See footnotes at end of table.

TABLE C 6B.—U.S. district courts. Land condemnation cases pending on June 30, 1972 by district and length of time pending—Continued

Circuit and district	Total	Length of time pending					
		Less than 1 year	1 to 2 years	2 to 3 years	3 years and over		
					Number	Percent ¹	
Eighth circuit.....	199	97	27	49	26	13.1	
Arkansas:							
Eastern.....	22	4	3	4	11		
Western.....	31	4	8	9	10	32.3	
Iowa:							
Northern.....	5	1		3	1		
Southern.....	13	10	1	1	1		
Minnesota.....	3		2	1			
Missouri:							
Eastern.....	23	19	2	2			
Western.....	73	43	6	21	3	4.1	
Nebraska.....	5	1	2	2			
North Dakota.....	22	14	3	5			
South Dakota.....	2	1		1			
Ninth circuit.....	355	76	80	59	140	39.4	
Alaska.....	2			1	1		
Arizona.....	27	4	5	1	17	63.0	
California:							
Northern.....	28	4	10	3	11	39.3	
Eastern.....	125	11	19	32	63	50.4	
Central.....	15	6		2	7		
Southern.....	9	4	1	1	3		
Hawaii.....							
Idaho.....	9	4	4		1		
Montana.....	31	6	13	7	5	16.1	
Nevada.....	4	1	2		1		
Oregon.....	18	8	7	2	1		
Washington:							
Eastern.....	19	8	4	3	4		
Western.....	31	12	10	3	6	19.4	
Guam.....	37	8	5	4	20	54.1	
Tenth circuit.....	244	45	107	62	30	12.3	
Colorado.....	29	1	12	6	10	34.5	
Kansas.....	22	9	4	2	7		
New Mexico.....	13		2	11			
Oklahoma:							
Northern.....	141	15	79	36	11	7.8	
Eastern.....	24	6	10	7	1		
Western.....	11	11					
Utah.....	4	3			1		
Wyoming.....							

¹ Percent not computed where there are less than 25 cases.

² The Middle District of Louisiana was created by Public Law 92-208, approved Dec. 18, 1971. Data is presented for this new district for the entire fiscal year.

TABLE C-6b.—U.S. district courts. Land condemnation cases pending on June 30, 1973, by district and length of time pending

Circuit and district	Total	Length of time pending				
		Less than 1 year	1 to 2 years	2 to 3 years	3 years and over	
					Number	Percent ¹
Total all districts.....	1,896	713	321	269	593	31.3
District of Columbia.....	79	57	15	5	2	2.5
First circuit.....	23	11	5	2	5	-----
Maine.....	-----	-----	-----	-----	-----	-----
Massachusetts.....	20	11	5	2	2	-----
New Hampshire.....	-----	-----	-----	-----	-----	-----
Rhode Island.....	1	-----	-----	-----	1	-----
Puerto Rico.....	2	-----	-----	-----	2	-----
Second circuit.....	28	2	4	2	20	71.4
Connecticut.....	10	1	2	-----	7	-----
New York:	-----	-----	-----	-----	-----	-----
Northern.....	3	-----	1	1	1	-----
Eastern.....	3	-----	-----	1	2	-----
Southern.....	5	1	1	-----	3	-----
Western.....	7	-----	-----	-----	7	-----
Vermont.....	-----	-----	-----	-----	-----	-----
Third circuit.....	118	31	25	18	44	37.3
Delaware.....	4	3	-----	-----	1	-----
New Jersey.....	54	8	13	9	24	44.4
Pennsylvania:	-----	-----	-----	-----	-----	-----
Eastern.....	3	-----	2	-----	1	-----
Middle.....	25	11	8	4	2	8.0
Western.....	21	6	1	4	10	-----
Virgin Islands.....	11	3	1	1	6	-----
Fourth circuit.....	141	38	10	17	76	53.9
Maryland.....	7	5	2	-----	-----	-----
North Carolina:	-----	-----	-----	-----	-----	-----
Eastern.....	5	3	-----	-----	2	-----
Middle.....	8	2	1	2	3	-----
Western.....	2	2	-----	-----	-----	-----
South Carolina.....	1	1	-----	-----	-----	-----
Virginia:	-----	-----	-----	-----	-----	-----
Eastern.....	20	5	1	2	12	-----
Western.....	10	7	-----	-----	3	-----
West Virginia:	-----	-----	-----	-----	-----	-----
Northern.....	15	6	2	4	3	-----
Southern.....	73	7	4	9	53	72.6

See footnote at end of table.

TABLE C-6b.—U.S. district courts. Land condemnation cases pending on June 30, 1973, by district and length of time pending—Continued

Circuit and district	Total	Length of time pending				
		Less than 1 year	1 to 2 years	2 to 3 years	3 years and over	
					Number	Percent ¹
Fifth circuit.....	194	85	36	25	48	24.7
Alabama:						
Northern.....	25	10	4	3	8	32.0
Middle.....						
Southern.....						
Florida:						
Northern.....	1	1				
Middle.....	5	1	1	2	1	
Southern.....	8	5	2		1	
Georgia:						
Northern.....	6	3	1	2		
Middle.....						
Southern.....	3	2	1			
Louisiana:						
Eastern.....	2		2			
Middle.....						
Western.....	15	4	1	3	7	
Mississippi:						
Northern.....	13	13				
Southern.....	13	10		1	2	
Texas:						
Northern.....						
Eastern.....	52	23	16	10	3	5.8
Southern.....	17		4	3	10	
Western.....	34	13	4	1	16	47.1
Canal Zone.....						
Sixth circuit.....	401	133	62	54	152	37.9
Kentucky:						
Eastern.....	74	12	5	7	50	67.6
Western.....	58	7	3	1	47	81.0
Michigan:						
Eastern.....	5		3	2		
Western.....	11	4	1	4	2	
Ohio:						
Northern.....	8	1		2	5	
Southern.....	50	27	11	9	3	6.0
Tennessee:						
Eastern.....	48	36	10	2		
Middle.....	114	30	14	27	43	37.7
Western.....	33	16	15		2	6.1
Seventh circuit.....	67	14	5	30	18	26.9
Illinois:						
Northern.....	2	1		1		
Eastern.....	16	3	1	6	7	
Southern.....	2		1	1		
Indiana:						
Northern.....	30		1	23	6	20.0
Southern.....	10	3	2		5	
Wisconsin:						
Eastern.....						
Western.....	7	7				

See footnote at end of table.

TABLE C-6b.—U.S. district courts. Land condemnation cases pending on June 30, 1978, by district and length of time pending—Continued

Circuit and district	Total	Length of time pending				
		Less than 1 year	1 to 2 years	2 to 3 years	3 years and over	
					Number	Percent ¹
Eighth circuit.....	257	134	76	15	32	12.5
Arkansas:						
Eastern.....	19	9	3	2	5	
Western.....	37	7	3	8	19	51.4
Iowa:						
Northern.....	4	1			3	
Southern.....	18	9	8	1		
Minnesota.....	5	5				
Missouri:						
Eastern.....	70	54	16			
Western.....	81	39	36	3	3	3.7
Nebraska.....	6	3	1	1	1	
North Dakota.....	14	5	8		1	
South Dakota.....	3	2	1			
Ninth circuit.....	384	130	63	50	141	36.7
Alaska.....	3	1			2	
Arizona.....	20	3	3	2	12	
California:						
Northern.....	39	16	2	8	13	33.3
Eastern.....	107	12	11	16	68	63.6
Central.....	14	3	6		5	
Southern.....	7	2	2	1	2	
Hawaii.....						
Idaho.....	16	12	2	2		
Montana.....	11	1	4	4	2	
Nevada.....	4	1	1	2		
Oregon.....	14	4	6	3	1	
Washington:						
Eastern.....	30	22	8	3	6	15.4
Western.....	62	42	10	4	6	9.7
Guam.....	48	11	8	6	24	50.0
Tenth circuit.....	204	78	20	51	55	27.0
Colorado.....	49	26	1	10	12	24.5
Kansas.....	24	9	6	3	6	
New Mexico.....	15	3	1	2	9	
Oklahoma:						
Northern.....	72	9	5	32	26	36.1
Eastern.....	24	14	4	4	2	
Western.....	16	13	3			
Utah.....	1	1				
Wyoming.....	3	3				

¹ Percent not computed where there are less than 25 cases.

TABLE C-3b.—U.S. district courts, land condemnation cases pending, by district and length of time pending as of June 30, 1974—Continued

Circuit and district	Total	Length of time pending				
		Less than 1 year	1 to 2 years	2 to 3 years	3 years and over	
					Number	Percent ¹
Total all districts	1,881	783	412	177	509	27.1
District of Columbia	50	23	26	1		
First Circuit	47	28	11	5	3	6.4
Maine	2	2				
Massachusetts	44	26	11	5	2	4.5
New Hampshire						
Rhode Island						
Puerto Rico	1				1	
Second Circuit	21	2	1	4	14	
Connecticut	5			2	3	
New York:						
Northern	2			1	1	
Eastern	3	1			2	
Southern	3		1	1	1	
Western	8	1			7	
Vermont						
Third Circuit	112	30	25	17	40	35.7
Delaware	2		2			
New Jersey	55	11	8	12	24	43.6
Pennsylvania:						
Eastern	4	4				
Middle	25	12	7	4	2	8.0
Western	16	2	5		9	
Virgin Islands	10	1	3	1	5	
Fourth Circuit	166	72	19	6	69	41.6
Maryland	16	13	2	1		
North Carolina:						
Eastern	5	2	1		2	
Middle	8	2	2	1	3	
Western	2	2				
South Carolina	1	1				
Virginia:						
Eastern	29	16	3		10	34.5
Western	18	16			2	
West Virginia:						
Northern	16	5	5	1	5	
Southern	17	15	6	3	47	66.2

TABLE C-6b.—U.S. district courts, land condemnation cases pending, by district and length of time pending, as of June 30, 1974—Continued

Circuit and district	Total	Length of time pending				
		Less than 1 year	1 to 2 years	2 to 3 years	3 years and over	
					Number	Percent ¹
Fifth Circuit	265	142	55	22	46	17.4
Alabama:						
Northern	18	7	3		8	
Middle	1	1				
Southern						
Florida:						
Northern						
Middle	13	9	1	1	2	
Southern	49	44	4		1	2.0
Georgia:						
Northern	7	6	1			
Middle	1	1				
Southern	1		1			
Louisiana:						
Eastern	1			1		
Middle						
Western	9	2	4	1	2	
Mississippi:						
Northern	29	24	5			
Southern	7	2	4		1	
Texas:						
Northern						
Eastern	55	15	20	12	8	14.5
Southern	22	7		4	11	
Western	52	24	12	3	13	25.0
Canal Zone						
Sixth Circuit	336	120	61	26	129	38.4
Kentucky:						
Eastern	75	13	11	4	47	62.7
Western	35	6	4	2	23	65.7
Michigan:						
Eastern	4	1		3		
Western	9	3	2	1	3	
Ohio:						
Northern	6	4	1		1	
Southern	42	14	20	5	3	7.1
Tennessee:						
Eastern	60	54	4	2		
Middle	81	10	15	6	50	61.7
Western	24	15	4	3	2	

TABLE C-6b.—U.S. district courts, land condemnation cases pending, by district and length of time pending, as of June 30, 1974—Continued

Circuit and district	Total	Length of time pending				
		Less than 1 year	1 to 2 years	2 to 3 years	3 years and over	
					Number	Percent ¹
Seventh Circuit.....	60	21	11	3	25	41.7
Illinois:						
Northern.....	1		1			
Eastern.....	19	5	2	1	11	
Southern.....	6	4		1	1	
Indiana:						
Northern.....	14			1	13	
Southern.....	6	4	2			
Wisconsin:						
Eastern.....						
Western.....	14	8	6			
Eighth Circuit.....	259	115	76	38	30	11.6
Arkansas:						
Eastern.....	16	4	7	1	4	
Western.....	34	6	6	3	19	55.9
Iowa:						
Northern.....	5	1	1		3	
Southern.....	17	7	4	6		
Minnesota.....	6	2	4			
Missouri:						
Eastern.....	43	23	18	2		
Western.....	107	56	28	20	3	2.8
Nebraska.....	13	8	3	1	1	
North Dakota.....	15	7	3	5		
South Dakota.....	3	1	2			
Ninth Circuit.....	388	141	81	44	122	31.4
Alaska.....	1				1	
Arizona.....	22	5	3	3	11	
California:						
Northern.....	33	11	10	1	11	33.3
Eastern.....	81	9	12	10	50	61.7
Central.....	12	1	2	5	4	
Southern.....	8	1	2	2	3	
Hawaii.....						
Idaho.....	33	29	3	1		
Montana.....	4	4				
Nevada.....	12	9	1	1	1	
Oregon.....	31	26	3	1	1	3.2
Washington:						
Eastern.....	55	26	18	6	5	9.1
Western.....	39	7	19	6	7	17.9
Guam.....	57	13	8	8	28	49.1
Tenth Circuit.....	177	89	46	11	31	17.5
Colorado.....	41	7	23	1	10	24.4
Kansas.....	47	25	9	5	8	17.0
New Mexico.....	15	2	1	1	11	
Oklahoma:						
Northern.....	35	33	1	1		
Eastern.....	14	7	3	2	2	
Western.....	22	13	8	1		
Utah.....	1	1				
Wyoming.....	2	1	1			

¹ Percent not computed where there are less than 25 cases.

TABLE C-6b.—U.S. district courts, land condemnation cases pending, by district and length of time pending as of June 30, 1975

Circuit and district	Total	Length of time pending				
		Less than 1 year	1 to 2 years	2 to 3 years	3 years and over	
					Number	Percent ¹
Total all districts.....	2, 276	1, 131	446	224	475	20. 9
District of Columbia.....	41	15	11	13	2	4. 9
First Circuit.....	50	7	27	11	5	10. 0
Maine.....	4	2	2			
Massachusetts.....	46	5	25	11	5	10. 9
New Hampshire.....						
Rhode Island.....						
Puerto Rico.....						
Second Circuit.....	23	6	2		15	
Connecticut.....	5				5	
New York:						
Northern.....	1				1	
Eastern.....	4	1	1		2	
Southern.....	1	1				
Western.....	11	3	1		7	
Vermont.....	1	1				
Third Circuit.....	113	51	23	11	28	24. 8
Delaware.....	2	2				
New Jersey.....	56	16	10	7	23	41. 1
Pennsylvania:						
Eastern.....	10	8	2			
Middle.....	31	18	10	2	1	3. 2
Western.....	7	3	1	1	2	
Virgin Islands.....	7	4		1	2	
Fourth Circuit.....	216	97	49	14	56	25. 9
Maryland.....	27	16	10	1		
North Carolina:						
Eastern.....	4	1	1		2	
Middle.....	12	5	2	2	3	
Western.....	6	4	2			
South Carolina.....	3	3				
Virginia:						
Eastern.....	42	20	13	1	8	19. 0
Western.....	23	20	3			
West Virginia:						
Northern.....	16	3	4	5	4	
Southern.....	83	25	14	5	39	47. 0

TABLE C-6b.—U.S. district courts, land condemnation cases pending, by district and length of time pending as of June 30, 1975—Continued

Circuit and district	Total	Length of time pending				
		Less than 1 year	1 to 2 years	2 to 3 years	3 years and over	
					Number	Percent ¹
Fifth Circuit	425	282	61	35	47	11.1
Alabama:						
Northern	35	23	4	1	7	20.0
Middle	1	1				
Southern						
Florida:						
Northern						
Middle	13	4	6	1	2	
Southern	159	153	2	3	1	6
Georgia:						
Northern	12	8	3	1		
Middle	19	19				
Southern	1	1				
Louisiana:						
Eastern	2	1			1	
Middle						
Western	9	2	2	4	1	
Mississippi:						
Northern	29	18	11			
Southern	4	1	1	1	1	
Texas:						
Northern	3	3				
Eastern	43	3	11	19	10	23.3
Southern	24	5	7		12	
Western	71	40	14	5	12	16.9
Canal Zone						
Sixth Circuit	281	88	45	31	117	41.6
Kentucky:						
Eastern	86	17	12	10	47	54.7
Western	26	2	6	1	17	65.4
Michigan:						
Eastern	6	4			2	
Western	5	1	1	2	1	
Ohio:						
Northern	3		2		1	
Southern	26	11	3	8	4	15.4
Tennessee:						
Eastern	53	44	9			
Middle	64	5	10	7	42	65.6
Western	12	4	2	3	3	
Seventh Circuit	63	11	17	9	26	41.3
Illinois:						
Northern	1			1		
Eastern	21	3	5	2	11	
Southern	5		3		2	
Indiana:						
Northern	13				13	
Southern	7	5	2			
Wisconsin:						
Eastern	1	1				
Western	15	2	7	6		

TABLE C-6b.—U.S. district courts, land condemnation cases pending, by district and length of time pending as of June 30, 1975—Continued

Circuit and district	Total	Length of time pending				
		Less than 1 year	1 to 2 years	2 to 3 years	3 years and over	
					Number	Percent ¹
Eighth Circuit...	320	184	63	38	35	10.9
Arkansas:						
Eastern.....	13	4	2	4	3	-----
Western.....	27	2	4	4	17	63.0
Iowa:						
Northern.....	3	-----	1	-----	2	-----
Southern.....	7	-----	4	1	2	-----
Minnesota.....	7	2	2	3	-----	-----
Missouri:						
Eastern.....	50	41	7	1	1	2.0
Western.....	170	111	31	20	8	4.7
Nebraska.....	24	12	7	3	2	-----
North Dakota.....	7	2	4	1	-----	-----
South Dakota.....	12	10	1	1	-----	-----
Ninth Circuit...	416	165	91	44	116	27.9
Alaska.....	9	8	-----	-----	1	-----
Arizona.....	24	5	4	2	13	-----
California:						
Northern.....	25	7	7	5	6	24.0
Eastern.....	75	17	8	11	39	52.0
Central.....	11	2	-----	2	7	-----
Southern.....	24	17	1	1	5	-----
Hawaii.....	1	1	-----	-----	-----	-----
Idaho.....	29	4	24	1	-----	-----
Montana.....	5	2	3	-----	-----	-----
Nevada.....	12	1	8	1	2	-----
Oregon.....	39	24	13	1	1	2.6
Washington:						
Eastern.....	24	7	6	8	3	-----
Western.....	81	67	5	4	5	6.2
Guam.....	57	3	12	8	34	59.6
Tenth Circuit...	328	225	57	18	28	8.5
Colorado.....	32	16	5	6	5	15.6
Kansas.....	74	35	22	6	11	14.9
New Mexico.....	41	27	1	1	12	29.3
Oklahoma:						
Northern.....	149	130	19	-----	-----	-----
Eastern.....	11	5	4	2	-----	-----
Western.....	20	12	5	3	-----	-----
Utah.....	1	-----	1	-----	-----	-----
Wyoming.....	-----	-----	-----	-----	-----	-----

¹ Percent not computed where there are less than 25 cases.

TABLE C-6B.—U.S. district courts, land condemnation cases pending, by district and length of time pending, as of June 30, 1976

Circuit and district	Total	Length of time pending				
		Less than 1 year	1 to 2 years	2 to 3 years	3 years and over	
					Number	Percent ¹
Total all districts	3,436	2,070	585	277	504	14.7
District of Columbia	18	7	1	4	6
First Circuit	53	6	7	24	16	30.2
Maine	3	1	2
Massachusetts	49	4	5	24	16	32.7
New Hampshire
Rhode Island	1	1
Puerto Rico
Second Circuit	20	3	4	2	11
Connecticut	5	5
New York:
Northern	1	1
Eastern	3	1	1	1
Southern	2	1	1
Western	9	1	3	1	4
Vermont
Third Circuit	160	80	35	14	31	19.4
Delaware	2	1	1
New Jersey	56	7	15	6	28	50.0
Pennsylvania:
Eastern	17	10	5	2
Middle	76	60	10	6
Western	4	2
Virgin Islands	5	2	2	1
Fourth Circuit	307	162	54	28	63	20.5
Maryland	74	57	10	6	1	1.4
North Carolina:
Eastern	22	19	1	2
Middle	30	20	5	1	4	13.3
Western	14	13	1
South Carolina	3	2	1
Virginia:
Eastern	32	18	6	4	4	12.5
Western	8	1	5	2
West Virginia:
Northern	18	6	1	2	9
Southern	106	26	24	13	43	40.6
Fifth Circuit	531	358	103	36	34	6.4
Alabama:
Northern	43	18	18	2	5	11.6
Middle
Southern
Florida:
Northern	2	2
Middle	13	3	4	5	1
Southern	313	296	15	1	1	.3
Georgia:
Northern	4	3	1
Middle	9	2	7
Southern	2	1	1
Louisiana:
Eastern	2	1	1
Middle
Western	8	2	2	4
Mississippi:
Northern	32	15	11	6
Southern	2	2
Texas:
Northern
Eastern	23	6	3	6	8
Southern	19	5	6	8
Western	59	10	35	8	6	10.2
Canal Zone

See footnote at end of table.

TABLE C-6 B.—U.S. district courts, land condemnation cases pending, by district and length of time pending, as of June 30, 1976
— Continued

Circuit and district	Total	Length of time pending				
		Less than 1 year	1 to 2 years	2 to 3 years	3 years and over	
					Number	Percent ¹
Sixth Circuit	282	89	46	19	128	45.4
Kentucky:						
Eastern	96	13	17	11	55	57.3
Western	34	10	2	4	18	52.9
Michigan:						
Eastern	6	1	3		2	
Western	3	1			1	
Ohio:						
Northern	1			1		
Southern	16	2	5	2	7	
Tennessee:						
Eastern	55	40	15			
Middle	53	11	2		40	75.5
Western	18	11	1	1	5	
Seventh Circuit	128	81	10	14	23	18.0
Illinois:						
Northern	3	2			1	
Eastern	12	3	2		5	
Southern	4			3	1	
Indiana:						
Northern	34	24			10	29.4
Southern	14	7	5	2		
Wisconsin:						
Eastern	1		1			
Western	60	45	2	7	6	10.0
Eighth Circuit	350	159	112	36	43	12.3
Arkansas:						
Eastern	20	7	4	2	7	
Western	22	2	1	3	16	
Iowa:						
Northern	4	3		1		
Southern	4	1		2		
Minnesota:						
.....	6	1	1		3	
Missouri:						
Eastern	46	33	7	4	2	4.3
Western	189	82	83	15	9	4.8
Nebraska	27	8	9	6	4	14.8
North Dakota	5	2	2	1		
South Dakota	27	20	5	1	1	3.7
Ninth Circuit	1,279	958	134	64	123	9.6
Alaska	37	28	8		1	2.7
Arizona	33	12	5	4	12	36.4
California:						
Northern	25	14	6	3	2	8.0
Eastern	74	11	14	8	41	55.4
Central	10	2			8	
Southern	815	792	17		6	.7
Hawaii	2	1				
Idaho	36	7	4	24	1	2.8
Montana	9	8		1		
Nevada	7		1	4	2	
Oregon	37	15	18	3	1	2.7
Washington:						
Eastern	52	42	4	2	4	7.7
Western	87	25	55	3	4	4.6
Guam	55	1	1	12	41	74.5
Tenth Circuit	308	167	79	36	26	8.4
Colorado	38	24	10	1	3	7.9
Kansas	102	41	32	19	10	9.8
New Mexico	42	6	22	1	13	31.0
Oklahoma:						
Northern	37	71	6	10		
Eastern	4	1	1	2		
Western	27	16	8	3		
Utah	2	2				
Wyoming	6	6				

¹Percent not computed where there are less than 25 cases.

TABLE C 6B. U.S. DISTRICT COURTS
 LAND CONDEMNATION CASES PENDING¹
 BY DISTRICT AND LENGTH OF TIME PENDING
 AS OF JUNE 30, 1977

CIRCUIT AND DISTRICT	TOTAL	LENGTH OF TIME PENDING				
		LESS THAN 1 YEAR	1 TO 2 YEARS	2 TO 3 YEARS	3 YEARS AND OVER	
					NUMBER	PERCENT*
TOTAL ALL DISTRICTS..	4,571	2,543	1,101	351	576	12.6
DISTRICT OF COLUMBIA.	14	5	6	1	2	-
FIRST CIRCUIT.....	57	8	5	6	38	66.7
MAINE.....	4	1	1	2	-	-
MASSACHUSETTS.....	49	4	3	4	38	77.6
NEW HAMPSHIRE.....	-	-	-	-	-	-
RHODE ISLAND.....	3	2	1	-	-	-
PUERTO RICO.....	1	1	-	-	-	-
SECOND CIRCUIT....	19	4	4	3	8	-
CONNECTICUT.....	3	1	-	-	2	-
NEW YORK NORTHERN....	3	2	-	-	1	-
NEW YORK EASTERN....	4	1	1	-	2	-
NEW YORK SOUTHERN....	2	-	2	-	-	-
NEW YORK WESTERN....	7	-	1	3	3	-
VERMONT.....	-	-	-	-	-	-
THIRD CIRCUIT.....	123	55	22	20	26	21.1
DELAWARE.....	1	-	-	1	-	-
NEW JERSEY.....	39	1	7	10	21	53.8
PENNSYLVANIA EASTERN.	13	2	6	3	2	-
PENNSYLVANIA MIDDLE..	42	29	8	3	2	4.8
PENNSYLVANIA WESTERN.	25	22	-	2	1	4.0
VIRGIN ISLANDS.....	3	1	1	1	-	-
FOURTH CIRCUIT....	382	167	100	38	77	20.2
MARYLAND.....	62	27	27	6	2	3.2
NO. CAROLINA EASTERN.	30	9	19	1	1	3.3
NO. CAROLINA MIDDLE..	63	38	18	2	5	7.9
NO. CAROLINA WESTERN.	8	-	7	1	-	-
SOUTH CAROLINA.....	20	17	2	1	-	-
VIRGINIA EASTERN....	33	23	5	1	4	12.1
VIRGINIA WESTERN....	3	1	1	1	-	-
W. VIRGINIA NORTHERN.	57	42	4	1	10	17.5
W. VIRGINIA SOUTHERN.	106	10	17	24	55	51.9
FIFTH CIRCUIT.....	1,949	1,581	274	53	41	2.1
ALABAMA NORTHERN....	27	13	7	3	4	14.8
ALABAMA MIDDLE.....	-	-	-	-	-	-
ALABAMA SOUTHERN....	-	-	-	-	-	-
FLORIDA NORTHERN....	2	1	1	-	-	-
FLORIDA MIDDLE.....	12	1	3	2	6	-
FLORIDA SOUTHERN....	1,694	1,449	239	5	1	1
GEORGIA NORTHERN....	5	2	3	-	-	-
GEORGIA MIDDLE.....	8	3	2	3	-	-
GEORGIA SOUTHERN....	5	5	-	-	-	-
LOUISIANA EASTERN....	4	3	-	1	-	-
LOUISIANA MIDDLE....	1	1	-	-	-	-
LOUISIANA WESTERN....	21	17	-	-	4	-
MISSISSIPPI NORTHERN.	60	49	9	1	1	1.7
MISSISSIPPI SOUTHERN.	9	8	1	-	-	-
TEXAS NORTHERN.....	-	-	-	-	-	-
TEXAS EASTERN.....	15	10	1	-	4	-
TEXAS SOUTHERN.....	25	8	-	5	12	48.0
TEXAS WESTERN.....	61	11	8	33	9	14.8
CANAL ZONE.....	-	-	-	-	-	-

TABLE C 6B. U.S. DISTRICT COURTS
LAND CONDEMNATION CASES PENDING¹
BY DISTRICT AND LENGTH OF TIME PENDING
AS OF JUNE 30, 1977

CIRCUIT AND DISTRICT	TOTAL	LENGTH OF TIME PENDING				
		LESS THAN 1 YEAR	1 TO 2 YEARS	2 TO 3 YEARS	3 YEARS AND OVER	
					NUMBER	PERCENT*
SIXTH CIRCUIT.....	332	145	37	27	123	37.0
KENTUCKY EASTERN.....	121	25	13	17	66	54.5
KENTUCKY WESTERN.....	56	26	9	2	19	33.9
MICHIGAN EASTERN.....	7	3	-	2	2	-
MICHIGAN WESTERN.....	26	24	1	-	1	3.8
OHIO NORTHERN.....	16	16	-	-	-	-
OHIO SOUTHERN.....	13	2	2	3	6	-
TENNESSEE EASTERN.....	20	14	4	2	-	-
TENNESSEE MIDDLE.....	42	7	6	-	29	69.0
TENNESSEE WESTERN.....	31	28	2	1	-	-
SEVENTH CIRCUIT...	214	127	63	4	20	9.3
ILLINOIS NORTHERN....	3	2	-	-	1	-
ILLINOIS EASTERN....	7	2	2	2	1	-
ILLINOIS SOUTHERN....	3	-	-	-	3	-
INDIANA NORTHERN....	118	93	19	-	6	5.1
INDIANA SOUTHERN....	9	3	4	1	1	-
WISCONSIN EASTERN....	-	-	-	-	-	-
WISCONSIN WESTERN....	74	27	38	1	8	10.8
EIGHTH CIRCUIT....	404	178	120	62	44	10.9
ARKANSAS EASTERN....	35	17	7	4	7	20.0
ARKANSAS WESTERN....	23	5	2	1	15	-
IOWA NORTHERN.....	4	-	3	-	1	-
IOWA SOUTHERN.....	-	-	-	-	-	-
MINNESOTA.....	11	8	1	1	1	-
MISSOURI EASTERN....	69	55	5	5	4	5.8
MISSOURI WESTERN....	209	81	75	43	10	4.8
NEBRASKA.....	19	1	8	7	3	-
NORTH DAKOTA.....	7	5	-	1	1	-
SOUTH DAKOTA.....	27	6	19	-	2	7.4
NINTH CIRCUIT.....	823	195	386	86	156	19.0
ALASKA.....	27	3	17	7	-	-
ARIZONA.....	98	65	12	5	16	16.3
CALIFORNIA NORTHERN..	34	22	6	2	4	11.8
CALIFORNIA EASTERN...	87	23	11	13	40	46.0
CALIFORNIA CENTRAL...	14	9	-	-	5	-
CALIFORNIA SOUTHERN..	281	13	263	3	2	.7
HAWAII.....	1	-	-	1	-	-
IDAHO.....	56	23	6	3	24	42.9
MONTANA.....	13	4	8	-	1	-
NEVADA.....	9	2	-	1	6	-
OREGON.....	33	8	9	15	1	3.0
WASHINGTON EASTERN...	54	12	38	3	1	1.9
WASHINGTON WESTERN...	63	11	15	33	4	6.3
GUAM.....	53	-	1	-	52	98.1
TENTH CIRCUIT.....	254	78	84	51	41	16.1
COLORADO.....	25	5	15	4	1	4.0
KANSAS.....	123	34	39	27	23	18.7
NEW MEXICO.....	37	5	6	12	14	37.8
OKLAHOMA NORTHERN...	26	15	9	2	-	-
OKLAHOMA EASTERN....	4	2	-	1	1	-
OKLAHOMA WESTERN....	35	16	12	5	2	5.7
UTAH.....	1	-	1	-	-	-
WYOMING.....	3	1	2	-	-	-

* PERCENT NOT COMPUTED WHEN THERE ARE LESS THAN 25 CASES

¹ INCLUDED ARE CASES WHICH HAVE BEEN TRANSFERRED TO THE DISTRICT BY THE
JUDICIAL PANEL ON MULTIDISTRICT LITIGATION UNDER TITLE 28 U.S.C. §1407.

TABLE C 6B. U.S. DISTRICT COURTS
 LAND CONDEMNATION CASES PENDING
 BY DISTRICT AND LENGTH OF TIME PENDING
 AS OF JUNE 30, 1978

CIRCUIT AND DISTRICT	TOTAL	LENGTH OF TIME PENDING				
		LESS THAN 1 YEAR	1 TO 2 YEARS	2 TO 3 YEARS	3 YEARS AND OVER	
					NUMBER	PERCENT*
TOTAL ALL DISTRICTS..	8,837	5,952	1,578	647	660	7.5
DISTRICT OF COLUMBIA.	8	2	3	1	2	-
FIRST CIRCUIT.....	57	5	7	5	40	70.2
MAINE.....	4	-	1	1	2	-
MASSACHUSETTS.....	50	5	4	3	38	76.0
NEW HAMPSHIRE.....	-	-	-	-	-	-
RHODE ISLAND.....	3	-	2	1	-	-
PUERTO RICO.....	-	-	-	-	-	-
SECOND CIRCUIT....	18	8	2	2	6	-
CONNECTICUT.....	1	-	-	-	1	-
NEW YORK NORTHERN....	6	3	2	-	1	-
NEW YORK EASTERN....	2	1	-	-	1	-
NEW YORK SOUTHERN....	4	3	-	1	-	-
NEW YORK WESTERN....	4	-	-	1	3	-
VERMONT.....	1	1	-	-	-	-
THIRD CIRCUIT.....	115	54	25	8	28	24.3
DELAWARE.....	-	-	-	-	-	-
NEW JERSEY.....	30	2	1	5	22	73.3
PENNSYLVANIA EASTERN..	16	14	1	-	1	-
PENNSYLVANIA MIDDLE..	31	26	1	2	2	6.5
PENNSYLVANIA WESTERN..	28	4	21	-	3	10.7
VIRGIN ISLANDS.....	10	8	1	1	-	-
FOURTH CIRCUIT....	398	148	90	67	93	23.4
MARYLAND.....	54	24	13	11	6	11.1
NO. CAROLINA EASTERN..	88	62	9	15	2	2.3
NO. CAROLINA MIDDLE..	50	1	30	15	4	8.0
NO. CAROLINA WESTERN..	3	1	-	2	-	-
SOUTH CAROLINA.....	20	8	12	-	-	-
VIRGINIA EASTERN.....	24	11	5	4	4	-
VIRGINIA WESTERN.....	1	-	1	-	-	-
W. VIRGINIA NORTHERN..	49	26	10	4	9	18.4
W. VIRGINIA SOUTHERN..	109	15	10	16	68	62.4
FIFTH CIRCUIT.....	6,039	4,825	886	261	67	1.1
ALABAMA NORTHERN.....	32	19	6	3	4	12.5
ALABAMA MIDDLE.....	4	4	-	-	-	-
ALABAMA SOUTHERN.....	-	-	-	-	-	-
FLORIDA NORTHERN.....	1	1	-	-	-	-
FLORIDA MIDDLE.....	30	21	1	2	6	20.0
FLORIDA SOUTHERN.....	5,536	4,504	788	238	6	.1
GEORGIA NORTHERN.....	4	1	1	2	-	-
GEORGIA MIDDLE.....	8	1	2	2	3	-
GEORGIA SOUTHERN.....	6	2	4	-	-	-
LOUISIANA EASTERN.....	8	6	2	-	-	-
LOUISIANA MIDDLE.....	14	13	1	-	-	-
LOUISIANA WESTERN.....	43	24	17	-	2	4.7
MISSISSIPPI NORTHERN..	123	80	37	4	2	1.6
MISSISSIPPI SOUTHERN..	13	10	2	1	-	-
TEXAS NORTHERN.....	10	10	-	-	-	-
TEXAS EASTERN.....	98	89	7	1	1	1.0
TEXAS SOUTHERN.....	35	15	7	-	13	37.1
TEXAS WESTERN.....	74	25	11	8	30	40.5
CANAL ZONE.....	-	-	-	-	-	-

TABLE C 6B. U.S. DISTRICT COURTS
LAND CONDEMNATION CASES PENDING
BY DISTRICT AND LENGTH OF TIME PENDING
AS OF JUNE 30, 1978

CIRCUIT AND DISTRICT	TOTAL	LENGTH OF TIME PENDING				
		LESS THAN 1 YEAR	1 TO 2 YEARS	2 TO 3 YEARS	3 YEARS AND OVER	
					NUMBER	PERCENT*
SIXTH CIRCUIT.....	474	240	107	23	104	21.9
KENTUCKY EASTERN.....	135	25	24	13	73	54.1
KENTUCKY WESTERN.....	56	15	22	5	14	25.0
MICHIGAN EASTERN.....	4	2	-	-	2	-
MICHIGAN WESTERN.....	165	146	18	-	1	.6
OHIO NORTHERN.....	44	33	11	-	-	-
OHIO SOUTHERN.....	10	1	1	2	6	-
TENNESSEE EASTERN.....	11	7	3	1	-	-
TENNESSEE MIDDLE.....	19	9	1	1	8	-
TENNESSEE WESTERN.....	30	2	27	1	-	-
SEVENTH CIRCUIT...	302	127	110	51	14	4.6
ILLINOIS NORTHERN....	5	3	1	-	1	-
ILLINOIS EASTERN.....	8	5	1	1	1	-
ILLINOIS SOUTHERN....	1	-	-	-	1	-
INDIANA NORTHERN....	209	109	78	19	3	1.4
INDIANA SOUTHERN....	13	5	3	4	1	-
WISCONSIN EASTERN....	-	-	-	-	-	-
WISCONSIN WESTERN....	66	5	27	27	7	10.6
EIGHTH CIRCUIT.....	481	236	142	61	42	8.7
ARKANSAS EASTERN.....	46	11	17	7	11	23.9
ARKANSAS WESTERN....	27	9	5	1	12	44.4
IOWA NORTHERN.....	-	-	-	-	-	-
IOWA SOUTHERN.....	13	13	-	-	-	-
MINNESOTA.....	35	26	7	-	2	5.7
MISSOURI EASTERN....	52	12	33	4	3	5.8
MISSOURI WESTERN....	271	145	71	42	13	4.8
NEBRASKA.....	10	7	-	2	1	-
NORTH DAKOTA.....	14	11	3	-	-	-
SOUTH DAKOTA.....	13	2	6	5	-	-
NINTH CIRCUIT.....	686	217	144	123	202	29.4
ALASKA.....	17	4	3	3	7	-
ARIZONA.....	111	22	58	10	21	18.9
CALIFORNIA NORTHERN..	36	21	13	1	1	2.8
CALIFORNIA EASTERN...	102	24	23	9	46	45.1
CALIFORNIA CENTRAL...	20	11	6	-	3	-
CALIFORNIA SOUTHERN..	58	6	5	44	3	5.2
HAWAII.....	1	1	-	-	-	-
IDAHO.....	74	29	16	4	25	33.8
MONTANA.....	16	8	2	6	-	-
NEVADA.....	6	-	1	-	5	-
OREGON.....	34	19	4	5	6	17.6
WASHINGTON EASTERN...	63	23	7	29	4	6.3
WASHINGTON WESTERN...	54	8	6	11	29	53.7
GUAM.....	93	40	-	1	52	55.9
NORTHERN MARIANAS....	1	1	-	-	-	-
TENTH CIRCUIT.....	259	90	62	45	62	23.9
COLORADO.....	12	3	2	2	5	-
KANSAS.....	114	24	32	30	28	24.6
NEW MEXICO.....	32	4	5	2	21	65.6
OKLAHOMA NORTHERN....	54	38	12	2	2	3.7
OKLAHOMA EASTERN....	8	7	1	-	-	-
OKLAHOMA WESTERN....	31	7	9	9	6	19.4
UTAH.....	4	4	-	-	-	-
WYOMING.....	4	3	1	-	-	-

* PERCENT NOT COMPUTED WHEN THERE ARE LESS THAN 25 CASES

**TABLE C6B. U.S. DISTRICT COURTS
LAND CONDEMNATION CASES PENDING
BY DISTRICT AND LENGTH OF TIME PENDING
AS OF JUNE 30, 1979**

CIRCUIT AND DISTRICT	TOTAL	LENGTH OF TIME PENDING				
		LESS THAN 1 YEAR	1 TO 2 YEARS	2 TO 3 YEARS	3 YEARS AND OVER	
					NUMBER	PERCENT*
TOTAL ALL DISTRICTS..	11,137	4,810	4,343	1,057	927	8.3
DISTRICT OF COLUMBIA.	5	2	2	-	1	-
FIRST CIRCUIT.....	55	4	5	4	42	76.4
MAINE.....	4	-	-	1	3	-
MASSACHUSETTS.....	51	4	5	3	39	76.5
NEW HAMPSHIRE.....	-	-	-	-	-	-
RHODE ISLAND.....	-	-	-	-	-	-
PUERTO RICO.....	-	-	-	-	-	-
SECOND CIRCUIT....	21	10	6	2	3	-
CONNECTICUT.....	3	3	-	-	-	-
NEW YORK NORTHERN....	6	-	3	2	1	-
NEW YORK EASTERN....	8	6	1	-	1	-
NEW YORK SOUTHERN....	3	1	2	-	-	-
NEW YORK WESTERN....	1	-	-	-	1	-
VERMONT.....	-	-	-	-	-	-
THIRD CIRCUIT.....	62	9	18	9	26	41.9
DELAWARE.....	-	-	-	-	-	-
NEW JERSEY.....	24	-	2	1	21	-
PENNSYLVANIA EASTERN.	11	2	9	-	-	-
PENNSYLVANIA MIDDLE..	6	4	-	-	2	-
PENNSYLVANIA WESTERN.	13	2	2	7	2	-
VIRGIN ISLANDS.....	8	1	5	1	1	-
FOURTH CIRCUIT....	454	212	105	43	94	20.7
MARYLAND.....	67	44	14	3	6	9.0
NO. CAROLINA EASTERN.	122	56	49	5	12	9.8
NO. CAROLINA MIDDLE..	27	8	1	5	13	48.1
NO. CAROLINA WESTERN.	3	1	-	-	2	-
SOUTH CAROLINA.....	37	22	6	9	-	-
VIRGINIA EASTERN.....	9	4	2	1	2	-
VIRGINIA WESTERN.....	5	5	-	-	-	-
W. VIRGINIA NORTHERN.	96	54	24	10	8	8.3
W. VIRGINIA SOUTHERN.	88	18	9	10	51	58.0
FIFTH CIRCUIT.....	7,976	3,440	3,595	644	299	3.7
ALABAMA NORTHERN....	26	8	12	1	5	19.2
ALABAMA MIDDLE.....	76	72	4	-	-	-
ALABAMA SOUTHERN....	-	-	-	-	-	-
FLORIDA NORTHERN....	11	10	1	-	-	-
FLORIDA MIDDLE.....	21	2	16	1	2	-
FLORIDA SOUTHERN....	7,327	3,144	3,352	590	241	3.3
GEORGIA NORTHERN....	2	1	-	1	-	-
GEORGIA MIDDLE.....	19	14	1	-	4	-
GEORGIA SOUTHERN....	5	4	1	-	-	-
LOUISIANA EASTERN....	14	8	5	1	-	-
LOUISIANA MIDDLE....	16	2	13	1	-	-
LOUISIANA WESTERN....	55	20	23	12	-	-
MISSISSIPPI NORTHERN.	130	57	48	21	4	3.1
MISSISSIPPI SOUTHERN.	8	2	4	1	1	-
TEXAS NORTHERN.....	25	22	3	-	-	-
TEXAS EASTERN.....	142	52	87	2	1	.7
TEXAS SOUTHERN.....	28	5	8	5	10	35.7
TEXAS WESTERN.....	73	17	17	8	31	42.5
CANAL ZONE.....	-	-	-	-	-	-

**TABLE C6B. U.S. DISTRICT COURTS
LAND CONDEMNATION CASES PENDING
BY DISTRICT AND LENGTH OF TIME PENDING
AS OF JUNE 30, 1979**

CIRCUIT AND DISTRICT	TOTAL	LENGTH OF TIME PENDING				
		LESS THAN 1 YEAR	1 TO 2 YEARS	2 TO 3 YEARS	3 YEARS AND OVER	
					NUMBER	PERCENT*
SIXTH CIRCUIT.....	505	168	159	82	96	19.0
KENTUCKY EASTERN.....	151	22	23	23	83	55.0
KENTUCKY WESTERN.....	57	23	13	13	8	14.0
MICHIGAN EASTERN.....	4	2	1	-	1	-
MICHIGAN WESTERN.....	133	20	101	11	1	.8
OHIO NORTHERN.....	64	46	13	6	-	-
OHIO SOUTHERN.....	8	5	1	-	2	-
TENNESSEE EASTERN.....	20	17	1	2	-	-
TENNESSEE MIDDLE.....	40	33	5	1	1	2.5
TENNESSEE WESTERN.....	28	-	2	26	-	-
SEVENTH CIRCUIT....	298	77	100	70	51	17.1
ILLINOIS NORTHERN....	2	-	1	-	1	-
ILLINOIS CENTRAL.....	4	3	-	-	1	-
ILLINOIS SOUTHERN....	10	3	5	-	2	-
INDIANA NORTHERN....	207	67	86	42	12	5.8
INDIANA SOUTHERN....	13	3	4	2	4	-
WISCONSIN EASTERN....	-	-	-	-	-	-
WISCONSIN WESTERN....	62	1	4	26	31	50.0
EIGHTH CIRCUIT....	476	210	144	77	45	9.5
ARKANSAS EASTERN.....	40	6	9	16	9	22.5
ARKANSAS WESTERN.....	31	12	5	3	11	35.5
IOWA NORTHERN.....	-	-	-	-	-	-
IOWA SOUTHERN.....	27	17	10	-	-	-
MINNESOTA.....	42	10	23	7	2	4.8
MISSOURI EASTERN.....	26	11	2	8	5	19.2
MISSOURI WESTERN.....	266	131	84	37	14	5.3
NEBRASKA.....	9	5	4	-	-	-
NORTH DAKOTA.....	20	15	5	-	-	-
SOUTH DAKOTA.....	15	3	2	6	4	-
NINTH CIRCUIT.....	878	463	142	81	192	21.9
ALASKA.....	12	-	4	2	6	-
ARIZONA.....	96	10	16	46	24	25.0
CALIFORNIA NORTHERN..	33	17	9	7	-	-
CALIFORNIA EASTERN...	63	27	11	8	17	27.0
CALIFORNIA CENTRAL...	14	6	5	1	2	-
CALIFORNIA SOUTHERN..	162	155	1	2	4	2.5
HAWAII.....	2	1	1	-	-	-
IDAHO.....	67	20	20	1	26	38.8
MONTANA.....	16	9	3	2	2	-
NEVADA.....	7	3	-	1	3	-
OREGON.....	61	40	14	2	5	8.2
WASHINGTON EASTERN...	58	17	13	4	24	41.4
WASHINGTON WESTERN...	48	7	6	5	30	62.5
GUAM.....	239	151	39	-	49	20.5
NORTHERN MARIANAS....	-	-	-	-	-	-
TENTH CIRCUIT.....	405	215	67	45	78	19.3
COLORADO.....	12	3	3	1	5	-
KANSAS.....	98	13	22	25	38	38.8
NEW MEXICO.....	27	4	-	1	22	81.5
OKLAHOMA NORTHERN....	201	156	31	11	3	1.5
OKLAHOMA EASTERN.....	26	21	5	-	-	-
OKLAHOMA WESTERN.....	33	17	4	7	10	26.3
UTAH.....	2	-	2	-	-	-
WYOMING.....	1	1	-	-	-	-

* PERCENT NOT COMPUTED WHEN THERE ARE LESS THAN 25 CASES



TABLE C 7.—United States district courts. Civil and criminal trials¹ completed during the fiscal year ended June 30, 1970, by district

Circuit and district	Total	Land condemnation			Other civil			Criminal		
		Total	Non-jury	Jury	Total	Non-jury	Jury	Total	Non-jury	Jury
Total all districts.....	16,032	262	130	132	9,187	5,948	3,239	6,583	2,357	4,226
District of Columbia.....	1,038	3		3	357	129	228	678	127	551
First circuit.....	457	2	1	1	304	158	146	151	30	121
Maine.....	52				39	29	10	13	6	7
Massachusetts.....	246	2	1	1	161	85	76	83	9	74
New Hampshire.....	40				27	9	18	13	9	4
Rhode Island.....	56				34	15	19	22		22
Puerto Rico.....	63				43	20	23	20	6	14
Second circuit.....	1,540	11	5	6	1,046	612	434	483	186	297
Connecticut.....	183	4	1	3	134	111	23	45	10	35
New York:										
Northern.....	67				58	32	26	9	2	7
Eastern.....	430	5	3	2	286	166	90	139	77	62
Southern.....	659				432	219	213	227	67	160
Western.....	80				33	23	10	47	23	24
Vermont.....	121	2	1	1	103	31	72	16	7	9
Third circuit.....	1,276	16	3	13	875	473	402	388	152	236
Delaware.....	32				20	10	10	12	2	10
New Jersey.....	218	1		1	153	89	64	64	6	53
Pennsylvania:										
Eastern.....	527	2		2	408	203	205	117	60	57
Middle.....	128	10	2	8	68	23	45	50	28	22
Western.....	244	3	1	2	172	63	77	69	20	49
Virgin Islands.....	130				54	53	1	76	36	40
Fourth circuit.....	1,287	20	8	12	657	397	260	610	342	268
Maryland.....	189	5	4	1	88	68	20	96	61	35
North Carolina:										
Eastern.....	77	1	1		29	14	15	47	28	19
Middle.....	98				18	10	8	80	72	8
Western.....	114				46	29	17	68	33	35
South Carolina.....	140				109	38	71	31	1	30
Virginia:										
Eastern.....	435	1	1		198	128	70	236	127	109
Western.....	58				44	23	21	14	8	6
West Virginia:										
Northern.....	95	12	2	10	73	62	11	10		10
Southern.....	81	1		1	52	25	27	28	12	16
Fifth circuit.....	3,577	40	17	23	2,486	1,715	771	1,051	285	766
Alabama:										
Northern.....	248	1		1	224	87	137	23	1	22
Middle.....	101			1	54	35	19	46	2	44
Southern.....	36	6	4	2	59	42	17	21	3	18

See footnote at end of table.

TABLE C 7.—United States district courts. Civil and criminal trials¹ completed during the fiscal year ended June 30, 1970, by district—Continued

Circuit and district	Total	Land condemnation			Other civil			Criminal		
		Total	Non-jury	Jury	Total	Non-jury	Jury	Total	Non-jury	Jury
Florida:										
Northern.....	75	1		1	32	14	18	42	5	37
Middle.....	260				143	108	35	117	47	70
Southern.....	261	2		2	160	116	44	99	25	74
Georgia:										
Northern.....	326	2	1	1	198	143	55	126	27	99
Middle.....	136				63	34	34	68	5	63
Southern.....	122	4		4	73	48	25	45	4	41
Louisiana:										
Eastern.....	473				375	286	89	98	45	53
Western.....	153				129	106	23	24	11	13
Mississippi:										
Northern.....	171	3	3		138	115	23	30	8	22
Southern.....	122	1	1		95	72	23	26	3	23
Texas:										
Northern.....	220	4	1	3	168	71	87	58	5	53
Eastern.....	136	12	5	7	105	67	48	19	9	10
Southern.....	263				179	135	44	84	15	69
Western.....	343	3	2	1	236	187	49	104	54	50
Canal Zone.....	81				60	59	1	21	16	5
Sixth circuit.....	1,346	50	22	28	734	444	290	562	136	426
Kentucky:										
Eastern.....	139	6	6		40	20	20	93	3	90
Western.....	68	14	2	12	29	15	14	25	5	20
Michigan:										
Eastern.....	218	1	1		120	67	53	97	26	71
Western.....	74				57	28	29	17	4	13
Ohio:										
Northern.....	218	2	2		159	114	45	57	40	17
Southern.....	88	1		1	56	31	25	31	8	23
Tennessee:										
Eastern.....	243	22	8	14	106	38	68	115	9	106
Middle.....	136	1	1		53	50	3	82	28	56
Western.....	162	3	2	1	114	81	33	45	15	30
Seventh circuit.....	863	11	7	4	558	391	167	294	118	176
Illinois:										
Northern.....	281				209	136	73	72	17	55
Eastern.....	63	4	1	3	28	12	16	31	5	26
Southern.....	60				36	21	15	24	2	22
Indiana:										
Northern.....	131	3	2	1	77	51	26	51	22	29
Southern.....	207	4	4		145	117	28	58	33	25
Wisconsin:										
Eastern.....	74				33	26	7	41	31	10
Western.....	47				30	28	2	17	8	9

See footnote at end of table.

TABLE C 7.—United States district courts. Civil and criminal trials¹ completed during the fiscal year ended June 30, 1970, by district—Concluded

Circuit and district	Total	Land condemnation			Other civil			Criminal		
		Total	Non-jury	Jury	Total	Non-jury	Jury	Total	Non-jury	Jury
Eighth circuit.....	1,042	49	31	18	627	401	226	366	118	248
Arkansas:										
Eastern.....	107	11	8	3	65	41	24	31	10	21
Western.....	78	4	1	3	52	37	15	22	5	17
Iowa:										
Northern.....	37	1	1		22	10	12	14	3	11
Southern.....	102	6	6		69	43	26	27	7	20
Minnesota.....	215	3	1	2	134	59	75	78	47	31
Missouri:										
Eastern.....	147	7	5	2	87	63	24	53	5	48
Western.....	161	9	9		95	85	10	57	22	35
Nebraska.....	81	1		1	51	28	23	29	1	28
North Dakota.....	40	3		3	14	6	8	23	5	18
South Dakota.....	74	4		4	38	29	9	32	13	19
Ninth circuit.....	2,676	41	20	21	1,037	889	148	1,598	745	853
Alaska.....	27				14	12	2	13	4	9
Arizona.....	283	2	2		87	74	13	194	95	99
California:										
Northern.....	472	2	1	1	191	169	22	279	181	98
Eastern.....	118	8	2	6	31	30	1	79	42	37
Central.....	803	2		2	331	317	14	470	266	204
Southern.....	305	2	1	1	4	4		299	64	235
Hawaii.....	29				14	6	8	15	1	14
Idaho.....	29	2	1	1	21	13	8	6	1	5
Montana.....	77	2	2		39	26	13	36	11	25
Nevada.....	81				32	24	8	49	3	46
Oregon.....	231	12	9	3	143	115	28	76	43	33
Washington:										
Eastern.....	55	3		3	29	20	9	23	14	9
Western.....	138	6	2	4	85	71	14	47	19	28
Guam.....	28				16	8	8	12	1	11
Tenth circuit.....	927	19	15	3	506	339	167	402	118	284
Colorado.....	199	6	6		123	103	20	70	26	44
Kansas.....	197	1	1		103	67	36	93	13	80
New Mexico.....	197	2	2		89	65	24	106	55	51
Oklahoma:										
Northern.....	48	1	1		29	18	11	18	2	16
Eastern.....	65	7	6	1	40	23	17	18	4	14
Western.....	110	2		2	64	38	28	44	10	34
Utah.....	64				30	9	21	34	2	32
Wyoming.....	47				28	18	10	19	6	13

¹ Includes evidentiary trials (jury and nonjury), hearings on temporary restraining orders and preliminary injunctions, hearings on Bankruptcy review petitions, and motions in reorganization proceedings.

TABLE C7.—U.S. district courts. Civil and criminal trials¹ completed during the fiscal year ended June 30, 1971, by district

Circuit and district	Total	Land Condemnation			Other Civil			Criminal		
		Total	Non-jury	Jury	Total	Non-jury	Jury	Total	Non-jury	Jury
Total all districts.....	17,549	250	115	135	9,843	6,485	3,358	7,456	2,923	4,533
District of Columbia.....	996	6	4	2	240	122	118	750	278	472
First circuit.....	456	1		1	266	154	112	189	43	146
Maine.....	55				34	23	11	21	10	11
Massachusetts.....	212				124	60	64	88	12	76
New Hampshire.....	36				20	8	12	16	8	8
Rhode Island.....	56				29	14	15	27	3	24
Puerto Rico.....	97	1		1	59	49	10	37	10	27
Second circuit.....	1,499	3	1	2	819	504	315	677	235	442
Connecticut.....	168				110	86	24	58	15	43
New York:										
Northern.....	71	1		1	59	38	21	11	3	8
Eastern.....	403	2	1	1	174	132	42	227	104	123
Southern.....	637				311	176	135	323	83	243
Western.....	94				52	30	22	42	22	20
Vermont.....	126				113	42	71	13	8	5
Third circuit.....	1,648	16	6	10	1,143	634	569	489	191	298
Delaware.....	55	1	1		20	15	15	24	6	18
New Jersey.....	304	1	1		228	149	79	75	10	65
Pennsylvania:										
Eastern.....	622	3	3		407	191	216	212	104	108
Middle.....	117	8		8	75	29	46	34	15	19
Western.....	413	3	1	2	335	189	146	75	28	49
Virgin Islands.....	137				68	61	7	69	30	39
Fourth circuit.....	1,419	8	7	1	748	484	264	663	334	329
Maryland.....	188	3	2	1	104	52	22	81	41	40
North Carolina:										
Eastern.....	73	1	1		26	21	5	46	29	17
Middle.....	139				26	18	8	113	85	28
Western.....	133				69	40	29	64	26	38
South Carolina.....	172	2	2		136	58	78	34	5	29
Virginia:										
Eastern.....	476	1	1		229	160	69	246	133	113
Western.....	78	1	1		55	27	28	22	10	12
West Virginia:										
Northern.....	69				47	43	4	22		22
Southern.....	91				56	35	21	35	5	30
Fifth circuit.....	3,905	62	17	45	2,607	1,733	874	1,236	372	864
Alabama:										
Northern.....	270	4	1	3	239	82	157	27		27
Middle.....	116	9		9	77	50	27	30	1	29
Southern.....	115	2	1	1	70	44	26	43	5	38
Florida:										
Northern.....	92	2		2	35	23	12	55	6	49
Middle.....	267	2	1	1	137	108	29	128	31	97
Southern.....	332				186	155	31	146	48	98

See footnote at end of table.

TABLE C7.—U.S. district courts. Civil and criminal trials¹ completed during the fiscal year ended June 30, 1971, by district—Continued

Circuit and district	Total	Land Condemnation			Other Civil			Criminal		
		Total	Non-jury	Jury	Total	Non-jury	Jury	Total	Non-jury	Jury
Georgia:										
Northern.....	399	20	2	18	233	159	74	146	33	113
Middle.....	125				55	23	32	70	3	67
Southern.....	86	1		1	64	34	30	21		21
Louisiana:										
Eastern.....	503				372	250	122	131	71	60
Western.....	159	3	3		120	89	31	36	11	25
Mississippi:										
Northern.....	122				104	78	26	18	4	14
Southern.....	173	3	3		148	114	34	22	5	17
Texas:										
Northern.....	277				195	108	87	82	8	74
Eastern.....	132	16	6	10	97	58	39	19	6	13
Southern.....	250				181	150	31	89	20	49
Western.....	333				240	155	85	146	75	71
Canal Zone.....	101				54	53	1	47	45	2
Sixth circuit.....	1,585	33	21	12	894	578	316	658	204	454
Kentucky:										
Eastern.....	154				47	29	18	107	4	103
Western.....	88	13	10	3	41	21	20	34	9	25
Michigan:										
Eastern.....	316				176	115	61	140	53	87
Western.....	57	1	1		47	30	17	9		9
Ohio:										
Northern.....	250				163	141	22	87	51	36
Southern.....	96	3		3	68	40	28	25	8	17
Tennessee:										
Eastern.....	255	11	6	5	148	52	96	96	6	90
Middle.....	159	2	2		96	79	17	61	24	37
Western.....	210	3	2	1	108	71	37	99	49	50
Seventh circuit.....	961	20	3	17	611	420	191	330	159	171
Illinois:										
Northern.....	302				212	133	79	90	32	58
Eastern.....	84	5		5	45	21	24	34	6	28
Southern.....	62				47	33	14	15	2	13
Indiana:										
Northern.....	211	13	2	11	119	91	28	79	47	32
Southern.....	161	1	1		108	74	34	52	30	22
Wisconsin:										
Eastern.....	73				36	27	9	37	27	10
Western.....	68	1		1	44	41	3	23	15	8
Eighth circuit.....	1,230	40	26	14	739	430	309	451	154	297
Arkansas:										
Eastern.....	127	13	6	7	79	37	42	35	7	28
Western.....	74	3		3	63	29	34	8	2	6
Iowa:										
Northern.....	40				25	15	10	15	2	13
Southern.....	124	4	4		75	54	21	45	12	33

See footnote at end of table.

TABLE C7.—U.S. district courts. Civil and criminal trials¹ completed during the fiscal year ended June 30, 1971, by district—Continued

Circuit and district	Total	Land Condemnation			Other Civil			Criminal		
		Total	Non-jury	Jury	Total	Non-jury	Jury	Total	Non-jury	Jury
Minnesota.....	210	1	1	-----	130	59	71	79	52	27
Missouri:										
Eastern.....	174	8	7	1	97	70	27	69	10	59
Western.....	217	5	4	1	115	82	33	97	44	53
Nebraska.....	120	5	4	1	89	46	43	26	2	24
North Dakota.....	45	-----	-----	-----	17	12	5	28	7	13
South Dakota.....	99	1	-----	1	49	26	23	40	16	32
Ninth circuit.....	2,828	36	17	19	1,187	990	197	1,605	838	767
Alaska.....	32	-----	-----	-----	18	17	1	14	3	11
Arizona.....	279	2	-----	2	79	64	15	108	107	91
California:										
Northern.....	588	1	1	-----	243	217	26	344	248	96
Eastern.....	136	10	6	4	31	27	4	55	49	46
Central.....	900	1	1	-----	410	374	36	489	275	214
Southern.....	258	1	1	-----	31	26	5	226	59	167
Hawaii.....	27	-----	-----	-----	8	6	2	19	7	12
Idaho.....	31	1	1	-----	22	14	8	8	1	7
Montana.....	65	-----	-----	-----	41	23	18	24	5	19
Nevada.....	59	-----	-----	-----	28	17	11	31	5	26
Oregon.....	223	2	3	-----	172	128	44	49	28	21
Washington:										
Eastern.....	61	5	2	3	31	23	8	25	18	7
Western.....	141	10	2	8	57	46	11	74	33	41
Guam.....	28	3	1	2	16	8	8	9	-----	9
Tenth circuit.....	1,022	25	13	12	589	436	153	408	115	293
Colorado.....	250	10	3	7	157	120	37	83	25	58
Kansas.....	194	1	1	-----	81	60	21	112	10	102
New Mexico.....	234	6	3	3	130	107	23	98	53	45
Oklahoma:										
Northern.....	57	1	1	-----	46	37	9	10	4	6
Eastern.....	64	6	5	1	36	25	11	22	4	18
Western.....	115	-----	-----	-----	76	52	24	39	3	36
Utah.....	61	1	-----	1	40	17	23	20	2	18
Wyoming.....	47	-----	-----	-----	23	18	5	24	14	10

¹ Includes evidentiary trials (jury and nonjury), hearings on temporary restraining orders and preliminary injunctions, hearings on bankruptcy review petitions, and motions in reorganization proceedings.

TABLE C 7.—U.S. district courts. Civil and criminal trials¹ completed during the fiscal year ended June 30, 1972, by district

Circuit and district	Total	Land condemnation			Other civil			Criminal		
		Total	Non-jury	Jury	Total	Non-jury	Jury	Total	Non-jury	Jury
Total all districts.....	18,780	277	124	153	10,685	7,161	3,524	7,818	2,968	4,850
District of Columbia.....	884	10	3	7	234	115	119	640	126	514
First circuit.....	471	2	1	1	279	165	114	190	50	140
Maine.....	46				36	26	10	10	5	5
Massachusetts.....	226	2	1	1	109	56	53	115	24	91
New Hampshire.....	68				42	27	15	24	13	11
Rhode Island.....	56				42	19	23	14		14
Puerto Rico.....	77				50	37	13	27	8	19
Second circuit.....	1,470	6	6		777	550	227	687	229	458
Connecticut.....	181	4	4		122	104	18	55	7	48
New York:										
Northern.....	72				45	30	15	27	5	22
Eastern.....	395				174	130	44	221	90	131
Southern.....	652	1	1		341	228	113	310	85	227
Western.....	105				37	26	11	68	39	29
Vermont.....	65	1	1		58	32	26	6	5	1
Third circuit.....	1,712	24	11	13	1,169	645	524	519	185	334
Delaware.....	41				22	13	9	19	5	14
New Jersey.....	316	14	9	5	207	127	80	95	8	87
Pennsylvania:										
Eastern.....	668				423	221	202	235	116	119
Middle.....	131	6		6	91	22	69	34	7	27
Western.....	425	4	2	2	354	198	156	67	30	37
Virgin Islands.....	141				72	64	8	69	19	50
Fourth circuit.....	1,478	18	7	11	795	518	277	665	310	349
Maryland.....	237	6	6		144	114	30	87	22	55
North Carolina:										
Eastern.....	90	2		2	43	27	16	45	22	23
Middle.....	131				29	21	8	102	74	28
Western.....	124	1		1	62	31	31	61	27	34
South Carolina.....	179	1		1	125	50	75	53	2	51
Virginia:										
Eastern.....	508	2	1	1	256	184	72	250	144	106
Western.....	55				44	29	15	11	2	9
West Virginia:										
Northern.....	69	3		3	51	39	12	15		15
Southern.....	85	3		3	41	23	18	41	13	28

TABLE C 7.—U.S. district courts. Civil and criminal trials¹ completed during the fiscal year ended June 30, 1972, by district—Continued

Circuit and district	Total	Land condemnation			Other civil			Criminal		
		Total	Non-jury	Jury	Total	Non-jury	Jury	Total	Non-jury	Jury
Fifth circuit.....	4,273	31	13	18	2,925	1,890	1,036	1,317	341	976
Alabama:										
Northern.....	348	2	1	1	320	123	197	26	1	25
Middle.....	112				64	34	30	48	6	42
Southern.....	137	1	1		95	59	36	41	8	33
Florida:										
Northern.....	99				32	22	10	67	4	63
Middle.....	270	1	1		127	98	29	142	46	96
Southern.....	450				288	216	52	182	42	140
Georgia:										
Northern.....	442	12	1	11	280	195	85	150	37	113
Middle.....	128				57	25	32	71	5	66
Southern.....	84	1		1	62	33	29	21	4	17
Louisiana:										
Eastern.....	516				383	246	137	133	45	88
Middle.....	42				28	21	7	14	3	11
Western.....	161	1	1		119	79	40	41	11	30
Mississippi:										
Northern.....	125	1	1		100	69	31	24	1	23
Southern.....	142				119	34	35	23	14	9
Texas:										
Northern.....	269				210	120	90	59	6	53
Eastern.....	158	6	2	4	129	72	57	23	1	22
Southern.....	348	3	3		248	197	51	97	26	71
Western.....	278	3	2	1	186	99	87	89	20	69
Canal Zone.....	164				98	98		66	61	5
Sixth circuit.....	1,914	46	22	24	1,137	761	376	731	261	480
Kentucky:										
Eastern.....	127	11	10	1	38	28	10	78	4	74
Western.....	104	15	1	14	55	31	24	34	4	30
Michigan:										
Eastern.....	446	2	2		253	166	87	191	94	97
Western.....	58	3	2	1	35	21	14	20	4	16
Ohio:										
Northern.....	411				295	233	62	116	69	47
Southern.....	156				116	70	46	40	9	31
Tennessee:										
Eastern.....	226	8	3	5	130	56	74	88	7	81
Middle.....	179	1	1		86	63	23	92	40	52
Western.....	207	6	3	3	129	93	36	72	20	52
Seventh circuit.....	1,114	27	10	17	671	476	195	416	189	227
Illinois:										
Northern.....	377				216	136	80	161	67	94
Eastern.....	87	4		4	58	41	17	25	2	23
Southern.....	58				38	24	14	20		20
Indiana:										
Northern.....	230	18	7	11	126	93	33	86	49	37
Southern.....	219	4	3	1	156	123	33	89	23	36
Wisconsin:										
Eastern.....	65	1		1	28	19	9	35	27	9
Western.....	78				49	40	9	29	21	8

TABLE C 7.—U.S. district courts. Civil and criminal trials¹ completed during the fiscal year ended June 30, 1972, by district—Continued

Circuit and district	Total	Land condemnation			Other civil			Criminal		
		Total	Non-jury	Jury	Total	Non-jury	Jury	Total	Non-jury	Jury
Eighth circuit.....	1,390	42	15	27	795	541	254	553	263	290
Arkansas:										
Eastern.....	149	15	2	13	87	54	33	47	20	27
Western.....	80	7	1	6	52	31	21	21	7	14
Iowa:										
Northern.....	47				24	17	7	23	4	19
Southern.....	101	2		2	55	45	10	44	21	23
Minnesota.....	306				138	69	69	168	122	46
Missouri:										
Eastern.....	211	5	2	3	136	92	44	70	10	60
Western.....	243	2	2		154	130	24	87	46	41
Nebraska.....	124	9	4	5	92	62	30	23	1	22
North Dakota.....	46	1	1		23	20	3	22	11	11
South Dakota.....	83	1	1		34	21	13	48	21	27
Ninth circuit.....	2,986	60	30	30	1,268	1,078	190	1,658	902	756
Alaska.....	24				11	10	1	13	1	12
Arizona.....	319	5	3	2	68	56	12	246	119	127
California:										
Northern.....	699	6	5	1	258	229	29	435	335	100
Eastern.....	130	16	4	12	41	37	4	73	46	27
Central.....	880	3	2	1	460	432	28	417	217	200
Southern.....	255	3	3		42	35	7	210	74	136
Hawaii.....	29				12	8	4	17	8	9
Idaho.....	44	5	3	2	27	15	12	12	1	11
Montana.....	67	1	1		41	25	16	25	4	21
Nevada.....	74	2		2	36	27	9	36	7	29
Oregon.....	194	6	4	2	117	85	32	71	53	18
Washington:										
Eastern.....	64	8	4	4	38	27	11	18	10	8
Western.....	169	4	1	3	90	73	17	75	27	48
Guam.....	38	1		1	27	19	8	10		10
Tenth circuit.....	1,088	11	6	5	635	422	213	442	116	326
Colorado.....	308	7	2	5	200	147	53	101	30	71
Kansas.....	202				108	58	50	94	7	87
New Mexico.....	204	1	1		117	92	25	86	45	41
Oklahoma:										
Northern.....	74				49	27	22	25	4	21
Eastern.....	47	1	1		25	12	13	21	4	17
Western.....	132				62	37	25	70	16	54
Utah.....	68	1	1		43	30	13	24	6	18
Wyoming.....	53	1	1		31	19	12	21	4	17

¹ Includes evidentiary trials (jury and nonjury), hearings on temporary restraining orders and preliminary injunctions, hearings on bankruptcy review petitions, and motions in reorganization proceedings.

² The Middle District of Louisiana was created by Public Law 92-208, approved Dec. 18, 1971. Data is presented for this new district for the entire fiscal year.

TABLE C-7.—U.S. district courts. Civil and criminal trials¹ completed during the fiscal year ended June 30, 1973, by district

Circuit and district	Total	Land condemnation			Other civil			Criminal		
		Total	Non-jury	Jury	Total	Non-jury	Jury	Total	Non-jury	Jury
Total all districts.....	19,487	228	100	128	10,668	7,189	3,470	8,571	2,927	5,644
District of Columbia.....	820	18		13	215	109	106	592	114	478
First circuit.....	417				232	160	72	185	27	155
Maine.....	59				46	30	16	13	6	7
Massachusetts.....	144				46	28	18	98	8	90
New Hampshire.....	69				54	40	14	15	6	9
Rhode Island.....	50				24	15	9	26	1	25
Puerto Rico.....	95				62	47	15	33	6	27
Second circuit.....	1,746	9	7	2	922	596	326	815	216	599
Connecticut.....	210	5	5		132	102	30	73	19	54
New York:										
Northern.....	81	1		1	43	26	17	37	10	27
Eastern.....	413	1	1		151	109	42	261	82	179
Southern.....	802				433	287	146	369	67	302
Western.....	109	1		1	44	32	12	64	35	29
Vermont.....	131	1	1		119	40	79	11	3	8
Third circuit.....	1,738	32	6	26	1,118	649	469	588	212	376
Delaware.....	55				32	18	14	23		23
New Jersey.....	269				160	110	50	109	12	97
Pennsylvania:										
Eastern.....	625				433	211	227	187	76	111
Middle.....	245	27	4	23	140	72	68	78	60	28
Western.....	418	4	1	3	286	184	102	123	48	80
Virgin Islands.....	126	1	1		62	54	8	63	26	37
Fourth circuit.....	1,497	18	8	10	804	605	209	675	283	392
Maryland.....	320	5	3	2	182	141	41	133	66	67
North Carolina:										
Eastern.....	54				32	16	16	32	8	24
Middle.....	119				19	14	5	100	79	30
Western.....	146	1	1		81	46	35	64	19	45
South Carolina.....	206				143	65	78	63	2	61
Virginia:										
Eastern.....	425	2	2		217	139	78	206	99	107
Western.....	56	2	2		39	16	23	15	6	9
West Virginia:										
Northern.....	60	5		5	35	31	4	20	6	15
Southern.....	101	3		3	56	37	19	42	7	34

TABLE C-7.—U.S. district courts. Civil and criminal trials¹ completed during the fiscal year ended June 30, 1973, by district—Continued

Circuit and district	Total	Land condemnation			Other civil			Criminal		
		Total	Non-jury	Jury	Total	Non-jury	Jury	Total	Non-jury	Jury
Fifth circuit.....	4,678	33	9	24	2,804	1,804	940	1,841	563	1,278
Alabama:										
Northern.....	290				262	123	139	28		28
Middle.....	115				56	24	22	59	1	58
Southern.....	130				94	65	29	36	4	32
Florida:										
Northern.....	122				38	21	17	84	16	68
Middle.....	388	1	1		192	159	33	195	92	103
Southern.....	509				248	198	50	261	92	169
Georgia:										
Northern.....	571	17	2	15	237	172	65	317	60	257
Middle.....	126				69	33	36	57	5	52
Southern.....	126				70	23	47	56	6	50
Louisiana:										
Eastern.....	558	1	1		417	270	147	140	89	51
Middle.....	34				30	21	9			4
Western.....	162	1	1		110	76	34	41	14	27
Mississippi:										
Northern.....	118	2	1	1	74	57	17	42	8	34
Southern.....	122	3	2	1	86	58	28	33	14	19
Texas:										
Northern.....	292				224	130	94	68	12	56
Eastern.....	163	4		4	133	75	58	26	5	21
Southern.....	436	1	1		246	201	45	189	53	136
Western.....	268	3		3	118	58	60	147	41	106
Canal Zone.....	158				100	100		58	51	7
Sixth circuit.....	2,138	39	23	16	1,236	843	393	863	283	580
Kentucky:										
Eastern.....	196	11	7	4	52	46	6	133	8	125
Western.....	120	8	3	5	65	39	26	47	9	38
Michigan:										
Eastern.....	463				251	155	96	212	108	104
Western.....	79	2	2		56	37	19	21	2	19
Ohio:										
Northern.....	505	2	2		346	293	53	157	73	84
Southern.....	176	5	4	1	131	79	52	40	11	29
Tennessee:										
Eastern.....	219	7	2	5	142	48	94	70	9	61
Middle.....	152				77	58	19	75	31	44
Western.....	228	4	3	1	116	88	28	108	32	76
Seventh circuit.....	1,100	9	2	7	597	401	196	494	212	282
Illinois:										
Northern.....	391				236	137	99	155	49	106
Eastern.....	133	2		2	83	69	14	48	8	40
Southern.....	50				27	13	14	23	4	19
Indiana:										
Northern.....	219	4	1	3	83	61	22	132	80	52
Southern.....	186	3	1	2	120	85	35	63	25	38
Wisconsin:										
Eastern.....	80				28	18	10	52	36	16
Western.....	41				20	18	2	21	10	11

TABLE C-7.—U.S. district courts. Civil and criminal trials¹ completed during the fiscal year ended June 30, 1973, by district—Continued

Circuit and district	Total	Land condemnation			Other civil			Criminal		
		Total	Non-jury	Jury	Total	Non-jury	Jury	Total	Non-jury	Jury
Eighth circuit.....	1,374	37	24	13	786	508	278	551	204	347
Arkansas:										
Eastern.....	137	4	3	1	93	57	36	40	12	28
Western.....	48	2	1	1	36	20	16	10	1	9
Iowa:										
Northern.....	38	1	1		22	13	9	15	3	12
Southern.....	147	1	1		101	82	19	45	11	34
Minnesota.....	258	2	1	1	135	69	66	121	74	47
Missouri:										
Eastern.....	205	10	6	4	109	62	47	86	18	68
Western.....	273				143	115	28	130	57	73
Nebraska.....	123	3	1	2	84	50	34	36	3	33
North Dakota.....	70	14	10	4	21	14	7	35	15	20
South Dakota.....	75				42	26	16	33	10	23
Ninth circuit.....	2,856	27	17	10	1,320	1,108	212	1,509	701	808
Alaska.....	31				13	11	2	18	4	14
Arizona.....	464	2	1	1	124	107	17	338	188	150
California:										
Northern.....	461	2	1	1	241	211	30	218	140	78
Eastern.....	144	6	3	3	51	46	5	87	43	44
Central.....	780				430	389	41	350	143	207
Southern.....	271	1	1		30	23	7	240	112	128
Hawaii.....	35				19	11	8	16	4	12
Idaho.....	48	4	4		33	28	5	11		11
Montana.....	67	1	1		37	23	14	29	8	21
Nevada.....	98	1	1		46	40	6	51	6	45
Oregon.....	204	5	3	2	153	110	43	46	23	23
Washington:										
Eastern.....	45				24	21	3	21	6	15
Western.....	167	5	2	3	87	70	17	75	24	51
Guam.....	41				32	18	14	9		9
Tenth circuit.....	1,103	11	4	7	634	446	188	458	112	346
Colorado.....	221	7	1	6	176	138	38	98	15	82
Kansas.....	215				109	65	44	106	9	97
New Mexico.....	235	1	1		120	100	20	114	69	45
Oklahoma:										
Northern.....	72				44	30	14	28	7	21
Eastern.....	50	2	2		29	16	13	19		19
Western.....	121				77	49	28	44	7	37
Utah.....	99	1		1	60	36	24	38	2	36
Wyoming.....	30				19	12	7	11	3	8

¹ Includes evidentiary trials (jury and nonjury), hearings on temporary restraining orders and preliminary injunctions, hearings on bankruptcy review petitions, and motions in reorganization proceedings.

TABLE C-7.--U.S. district courts, civil and criminal trials¹ completed, by district
fiscal year 1974

Circuit and district	Total	Land condemnation			Other civil			Criminal		
		Total	Non-jury	Jury	Total	Non-jury	Jury	Total	Non-jury	Jury
Total all districts.....	18,572	237	74	163	10,735	7,329	3,406	7,600	2,763	4,847
District of Columbia.....	572	14	1	13	204	121	83	354	155	109
First Circuit.....	504	1		1	349	215	134	154	30	115
Maine.....	34				23	15	8	11	2	9
Massachusetts.....	172				107	48	59	65	11	54
New Hampshire.....	64				52	31	21	12	4	8
Rhode Island.....	87	1		1	39	11	28	17		17
Puerto Rico.....	177				128	110	18	49	22	27
Second Circuit.....	1,740	1		1	1,041	679	362	693	216	482
Connecticut.....	165	1		1	128	99	29	36	5	31
New York:										
Northern.....	81				55	39	16	26	7	19
Eastern.....	404				173	115	58	231	93	138
Southern.....	880				569	369	200	311	61	250
Western.....	103				34	24	10	69	30	30
Vermont.....	107				82	33	49	25	11	14
Third Circuit.....	1,689	32	11	21	1,069	646	423	583	215	373
Delaware.....	43	1		1	24	18	6	18	2	16
New Jersey.....	261	4	3	1	150	97	53	107	14	93
Pennsylvania:										
Eastern.....	618				418	211	207	200	79	121
Middle.....	263	10	6	13	170	112	58	74	43	31
Western.....	375	8	2	6	258	172	86	109	55	54
Virgin Islands.....	129				49	36	13	80	22	58
Fourth Circuit.....	1,535	24	9	15	822	550	272	689	285	404
Maryland.....	366	4	1	3	195	159	36	167	91	76
North Carolina:										
Eastern.....	89	3	1	2	39	19	20	47	10	37
Middle.....	96				24	16	8	72	45	27
Western.....	149				79	44	35	70	26	44
South Carolina.....	200				131	74	57	69	3	66
Virginia:										
Eastern.....	420	4	3	1	216	157	59	206	89	111
Western.....	48				35	12	23	13	5	8
West Virginia:										
Northern.....	48				38	24	14	10	1	9
Southern.....	119	13	4	9	65	45	20	41	15	26

See footnote at end of table.

TABLE C-7.—U.S. district courts, civil and criminal trials¹ completed, by district
fiscal year 1974—Continued

Circuit and district	Total	Land condemnation			Other civil			Criminal		
		Total	Non-jury	Jury	Total	Non-jury	Jury	Total	Non-jury	Jury
Fifth Circuit.....	4,340	34	11	23	2,761	1,810	941	1,555	496	1,059
Alabama:										
Northern.....	338	2	2		202	148	144	44	8	36
Middle.....	99				43	20	14	56	5	51
Southern.....	100				64	48	16	36	2	34
Florida:										
Northern.....	78				34	32	2	44	8	36
Middle.....	427	2		2	229	196	33	196	110	86
Southern.....	456	4		4	248	196	52	204	39	165
Georgia:										
Northern.....	414	11	1	10	209	145	64	194	62	132
Middle.....	101				58	26	32	43	2	41
Southern.....	85				53	28	25	32	8	24
Louisiana:										
Eastern.....	533				392	229	163	141	68	73
Middle.....	36				27	20	7	9		9
Western.....	134	3	3		99	56	43	32	5	27
Mississippi:										
Northern.....	125	1		1	97	58	39	27	5	22
Southern.....	141	2	2		115	79	36	24	12	12
Texas:										
Northern.....	301				217	135	82	84	12	72
Eastern.....	197	5	1	4	167	85	82	25	6	19
Southern.....	429	3	2	1	232	185	47	194	71	123
Western.....	211	1		1	99	39	60	111	21	90
Canal Zone.....	135				76	76		59	52	7
Sixth Circuit.....	2,163	51	14	37	1,302	890	412	800	268	532
Kentucky:										
Eastern.....	170	10	4	15	51	36	15	100	7	93
Western.....	120	1	1		75	47	28	44	15	29
Michigan:										
Eastern.....	441	1		1	200	133	67	240	96	144
Western.....	98	2	2		70	35	35	26	7	19
Ohio:										
Northern.....	550	9	4	5	415	341	74	126	75	51
Southern.....	141	3		3	97	65	32	41	6	35
Tennessee:										
Eastern.....	247	7		7	172	87	85	68	11	57
Middle.....	183				113	72	41	70	32	38
Western.....	203	9	3	6	109	74	35	85	19	66
Seventh Circuit.....	1,094	12	3	9	627	462	165	455	144	311
Illinois:										
Northern.....	420	2	2		262	177	85	156	59	97
Eastern.....	134	1		1	79	70	9	54	6	48
Southern.....	81				45	38	7	36	2	34
Indiana:										
Northern.....	148	8		8	52	28	24	88	24	64
Southern.....	213	1	1		150	125	25	62	24	38
Wisconsin:										
Eastern.....	68				24	17	7	44	20	24
Western.....	30				15	7	8	15	9	6

See footnote at end of table.

TABLE C-7.—U.S. district courts, civil and criminal trials¹ completed, by district
fiscal year 1974—Continued

Circuit and district	Total	Land condemnation			Other civil			Criminal		
		Total	Non-jury	Jury	Total	Non-jury	Jury	Total	Non-jury	Jury
Eighth Circuit.....	1,296	21	5	16	772	550	222	503	177	326
Arkansas:										
Eastern.....	140	2		2	71	59	12	67	23	44
Western.....	55	1		1	38	20	18	16	1	15
Iowa:										
Northern.....	45	1		1	25	14	11	19	6	13
Southern.....	95	1	1		59	41	18	35	10	25
Minnesota.....	201				127	84	43	74	41	33
Missouri:										
Eastern.....	222	9	3	6	141	94	47	72	10	62
Western.....	249				138	120	18	111	41	70
Nebraska.....	136				106	69	37	30	5	25
North Dakota.....	60	6		6	22	18	4	32	17	15
South Dakota.....	93	1	1		55	31	14	47	23	24
Ninth Circuit.....	2,600	34	18	16	1,192	973	219	1,374	650	724
Alaska.....	21				11	8	3	10	1	9
Arizona.....	402	1	1		90	83	7	311	101	120
California:										
Northern.....	424	5	3	2	265	229	36	154	91	63
Eastern.....	135	3	1	2	44	35	9	88	40	48
Central.....	608	1		1	334	303	31	273	112	161
Southern.....	305	4	4		33	24	9	268	129	139
Hawaii.....	33				12	9	3	21	6	15
Idaho.....	43	3	1	2	34	19	15	6		6
Montana.....	56				40	27	13	16	8	8
Nevada.....	90				37	23	14	53	6	47
Oregon.....	222				168	117	51	54	22	32
Washington:										
Eastern.....	55	12	7	5	19	15	4	24	10	14
Western.....	170	4	1	3	89	72	17	77	31	46
Guam.....	36	1		1	16	9	7	19	3	16
Tenth Circuit.....	1,049	13	2	11	606	433	173	430	108	322
Colorado.....	278	9	1	8	147	108	39	122	19	103
Kansas.....	166				72	45	27	94	5	89
New Mexico.....	224	1		1	122	91	31	101	61	40
Oklahoma:										
Northern.....	51				37	30	7	14	4	10
Eastern.....	81				62	54	8	19	1	18
Western.....	131	2	1	1	78	50	28	51	11	40
Utah.....	74	1		1	56	36	20	17	2	15
Wyoming.....	44				32	19	13	12	5	7

¹ Includes evidentiary trials (jury and nonjury), hearings on temporary restraining orders and preliminary injunctions, hearings on bankruptcy review petitions, and motions in reorganization proceedings.

TABLE C-7.—U.S. district courts, civil and criminal trials¹ completed, by district, fiscal year 1975

Circuit and district	Total	Land condemnation			Other civil			Criminal		
		Total	Non-jury	Jury	Total	Non-jury	Jury	Total	Non-jury	Jury
Total all districts.....	19,236	222	94	128	11,381	7,809	3,572	7,633	2,726	4,907
District of Columbia.....	557	20	7	13	192	121	71	345	201	144
First Circuit.....	570				381	252	129	189	63	126
Maine.....	44				27	13	14	17	1	16
Massachusetts.....	178				74	40	34	104	28	76
New Hampshire.....	79				71	39	32	8	4	4
Rhode Island.....	41				20	21	8	12	1	11
Puerto Rico.....	228				180	139	41	48	29	19
Second Circuit.....	1,759	1		1	1,141	725	416	617	181	436
Connecticut.....	185	1		1	136	93	43	48	16	32
New York:										
Northern.....	54				42	30	12	12		12
Eastern.....	417				212	142	70	205	79	126
Southern.....	877				616	404	212	261	38	223
Western.....	121				55	31	24	66	35	31
Vermont.....	105				80	25	55	25	13	12
Third Circuit.....	1,920	19	11	8	1,280	817	463	621	210	411
Delaware.....	63				41	32	9	22	1	21
New Jersey.....	405	3	1	2	279	204	75	123	16	107
Pennsylvania:										
Eastern.....	632				437	215	222	195	82	113
Middle.....	264	13	9	4	181	100	81	70	34	36
Western.....	412	2		2	271	217	54	139	60	79
Virgin Islands.....	144	1	1		71	49	22	72	17	55
Fourth Circuit.....	1,620	15	3	12	924	576	348	681	247	434
Maryland.....	338	3		3	181	143	38	154	77	77
North Carolina:										
Eastern.....	71				35	17	18	36	7	29
Middle.....	85				28	16	12	57	36	21
Western.....	140				82	46	36	58	10	48
South Carolina.....	265				182	77	105	83	3	80
Virginia:										
Eastern.....	436	8		8	223	129	94	205	76	129
Western.....	62				43	18	25	19	9	10
West Virginia:										
Northern.....	98				85	77	8	13	1	12
Southern.....	125	4	3	1	65	53	12	56	28	28
Fifth Circuit.....	4,650	37	18	19	2,998	2,055	943	1,624	565	1,059
Alabama:										
Northern.....	375	1	1		293	136	157	81	18	63
Middle.....	131				75	46	29	56	6	50
Southern.....	87				69	47	22	18	1	17

See footnote at end of table.

TABLE C-7.—U.S. district courts, civil and criminal trials¹ completed, by district, fiscal year 1975—Continued

Circuit and district	Total	Land condemnation			Other civil			Criminal		
		Total	Non-jury	Jury	Total	Non-jury	Jury	Total	Non-jury	Jury
Fifth Circuit—Con.										
Florida:										
Northern.....	67				35	29	6	32	12	20
Middle.....	382				208	187	21	174	93	81
Southern.....	500	23	9	14	293	233	60	184	50	134
Georgia:										
Northern.....	395	2	1	1	244	145	99	149	32	117
Middle.....	107				59	19	40	48	4	44
Southern.....	142	1		1	86	42	44	55	8	47
Louisiana:										
Eastern.....	497				362	231	131	135	68	67
Middle.....	30				22	13	9	8	2	6
Western.....	201	2		2	151	99	52	48	16	32
Mississippi:										
Northern.....	141				107	89	18	34	2	32
Southern.....	172				139	95	44	33	12	21
Texas:										
Northern.....	339				262	186	76	77	10	67
Eastern.....	185	5	4	1	155	80	75	25	4	21
Southern.....	492	3	3		224	190	34	265	117	146
Western.....	186				69	43	26	117	30	87
Canal Zone.....	230				145	145		85	78	7
Sixth Circuit.....	2,187	25	5	20	1,270	897	373	892	340	552
Kentucky:										
Eastern.....	140				37	26	11	103	7	96
Western.....	110	1	1		71	50	21	38	7	31
Michigan:										
Eastern.....	473				205	147	58	268	140	128
Western.....	110	3	3		66	36	30	41	11	30
Ohio:										
Northern.....	593				439	378	61	154	94	60
Southern.....	168	6	1	5	104	63	41	58	15	43
Tennessee:										
Eastern.....	207	10		10	125	48	77	72	16	53
Middle.....	164	1		1	94	57	37	69	24	45
Western.....	222	4		4	129	92	37	89	26	63
Seventh Circuit.....	1,017	12	3	9	568	391	177	437	127	310
Illinois:										
Northern.....	338				203	137	66	135	36	99
Eastern.....	121	7		7	53	44	9	61	12	49
Southern.....	64				36	28	10	26	3	23
Indiana:										
Northern.....	147	2		2	54	29	25	91	22	69
Southern.....	223	3	3		163	123	40	57	26	31
Wisconsin:										
Eastern.....	75				30	13	17	45	18	27
Western.....	49				27	17	10	22	10	12

See footnote at end of table.

TABLE C-7.—U.S. district courts, civil and criminal trials¹ completed, by district
fiscal year 1975—Continued

Circuit and district	Total	Land condemnation			Other civil			Criminal		
		Total	Non-jury	Jury	Total	Non-jury	Jury	Total	Non-jury	Jury
Eighth Circuit.....	1,240	45	24	21	741	508	233	463	147	316
Arkansas:										
Eastern.....	155	1	1		95	69	26	59	17	42
Western.....	89	9	1	8	65	35	30	15	2	13
Iowa:										
Northern.....	49				29	18	11	20	4	16
Southern.....	109	2	2		85	72	13	22	5	17
Minnesota.....	176	1		1	90	47	43	85	39	46
Missouri:										
Eastern.....	221	18	14	4	134	88	46	69	11	58
Western.....	168	2	2		89	70	19	77	28	49
Nebraska.....	128	4	1	3	89	59	30	35	6	29
North Dakota.....	84	7	2	5	33	26	7	44	20	24
South Dakota.....	70	1	1		32	24	8	37	15	22
Ninth Circuit.....	2,655	37	18	19	1,249	1,025	224	1,369	565	784
Alaska.....	29				16	14	2	13	3	10
Arizona.....	482	2	1	1	124	113	11	356	217	139
California:										
Northern.....	396	5	4	1	274	231	43	117	54	63
Eastern.....	122	8	4	4	41	34	7	74	27	47
Central.....	590	1		1	331	301	30	258	87	171
Southern.....	294	2	2		43	36	7	249	105	144
Hawaii.....	36				15	10	5	21	5	16
Idaho.....	51	2		2	38	26	12	11	2	9
Montana.....	75				53	30	23	22	6	16
Nevada.....	80				33	29	4	47	15	32
Oregon.....	223	6	3	3	155	100	55	62	35	27
Washington:										
Eastern.....	53	8	4	4	24	16	8	21	3	18
Western.....	193	3		3	85	72	13	105	25	80
Guam.....	30				17	13	4	13	1	12
Tenth Circuit.....	1,043	11	5	6	637	442	195	305	60	335
Colorado.....	276	9	4	5	155	120	35	112	16	96
Kansas.....	176				76	51	25	100	4	96
New Mexico.....	224				167	120	47	57	29	28
Oklahoma:										
Northern.....	62	1	1		40	27	13	21	2	19
Eastern.....	67				42	27	15	25	1	24
Western.....	141				90	62	28	51	4	47
Utah.....	54				35	16	19	19	1	18
Wyoming.....	43	1		1	32	19	13	10	3	7

¹ Includes evidentiary trials (jury and nonjury), hearings on temporary restraining orders and preliminary injunctions, hearings on bankruptcy review petitions, and motions in reorganization proceedings.

TABLE C-7.—U.S. district courts, civil and criminal trials¹ completed, by district, fiscal year 1976

Circuit and district	Total	Land condemnation			Other civil			Criminal		
		Total	Non-jury	Jury	Total	Non-jury	Jury	Total	Non-jury	Jury
Total all districts	19,580	206	108	98	11,450	7,990	3,460	7,924	2,773	5,151
District of Columbia	569	12	2	10	181	134	47	376	240	136
First Circuit	571				328	203	125	243	48	195
Maine	36				20	16	4	16		16
Massachusetts	222				87	47	40	135	13	117
New Hampshire	89				78	37	41	11	1	10
Rhode Island	43				24	7	17	19		19
Puerto Rico	181				119	96	23	62	29	33
Second Circuit	1,652	1		1	1,013	730	283	638	155	483
Connecticut	171	1		1	123	96	27	47	9	38
New York:										
Northern	60				40	37	3	20	5	15
Eastern	390				189	134	55	201	43	158
Southern	784				525	375	150	259	36	223
Western	137				57	38	19	80	44	36
Vermont	110				79	50	29	31	18	13
Third Circuit	2,083	6	8	18	1,456	966	490	601	212	389
Delaware	70				37	30	7	33	18	15
New Jersey	407	7	1	6	266	192	74	134	16	118
Pennsylvania:										
Eastern	690				528	294	234	162	61	101
Middle	296	18	7	11	200	135	65	78	50	28
Western	459	1		1	338	270	68	120	60	60
Virgin Islands	161				87	45	42	74	7	67
Fourth Circuit	1,625	18	6	12	944	568	376	633	224	439
Maryland	337	5	2	3	174	134	40	158	83	75
North Carolina:										
Eastern	75				19	13	6	56	8	48
Middle	64				22	15	7	4	18	24
Western	148	2	1	1	101	45	56	45	6	39
South Carolina	277				170	48	122	107	11	96
Virginia:										
Eastern	435	8	2	6	260	159	101	167	54	113
Western	57				42	22	20	15	3	12
West Virginia:										
Northern	52				48	46	2	4		4
Southern	180	3	1	2	108	86	22	69	41	28
Fifth Circuit	4,560	33	23	10	2,805	1,892	913	1,722	562	1,160
Alabama:										
Northern	304	6	3	3	229	123	106	69	16	53
Middle	107	1	1		61	43	18	45	3	42
Southern	116				69	49	20	47	4	43
Florida:										
Northern	105				47	38	9	58	11	47
Middle	375	1	1		170	144	26	204	105	99
Southern	477	14	11	3	231	177	54	232	60	172
Georgia:										
Northern	455	4		4	283	180	103	168	42	126
Middle	116	1	1		74	33	41	41	4	37
Southern	153				108	47	61	45	10	35
Louisiana:										
Eastern	439	1	1		305	189	116	133	57	76
Middle	43				31	21	10	12	1	11
Western	147				111	72	39	36	6	30
Mississippi:										
Northern	165				125	91	34	40	3	37
Southern	159	1	1		130	90	40	28	9	19
Texas:										
Northern	339				259	163	96	80	15	65
Eastern	197	4	4		171	100	71	22	12	10
Southern	479				174	143	31	305	136	169
Western	210				96	58	38	114	28	86
Canal Zone	174				131	131		43	40	3

See footnote at end of table.

TABLE C-7.—U.S. district courts, civil and criminal trials¹
completed, by district, fiscal year 1976 — Continued

Circuit and district	Total	Land condemnation			Other civil			Criminal		
		Total	Non-jury	Jury	Total	Non-jury	Jury	Total	Non-jury	Jury
Sixth Circuit	2,172	23	7	16	1,252	896	356	897	372	525
Kentucky:										
Eastern	146	2	1	1	42	19	23	102	8	94
Western	62	5	1	4	31	17	14	26	4	22
Michigan:										
Eastern	583	1		1	253	206	47	329	177	152
Western	93				59	45	14	34	12	22
Ohio:										
Northern	537	3	1	2	380	315	65	154	97	57
Southern	196	3		3	127	84	43	66	17	49
Tennessee:										
Eastern	197	8	3	5	136	60	76	53	6	47
Middle	158	1	1		90	54	36	67	25	42
Western	200				134	96	38	66	26	40
Seventh Circuit	1,008	8	5	3	613	497	116	387	91	296
Illinois:										
Northern	302				156	127	29	146	40	106
Eastern	152	2		2	115	95	20	35	4	31
Southern	76				53	38	15	23	6	17
Indiana:										
Northern	129	1		1	43	37	6	85	9	76
Southern	205	4	4		159	131	28	42	13	29
Wisconsin:										
Eastern	84				43	32	11	41	14	27
Western	60	1	1		44	37	7	15	5	10
Eighth Circuit	1,342	39	28	11	769	498	271	534	170	364
Arkansas:										
Eastern	148				69	45	24	79	15	64
Western	83	9	4	5	54	30	24	20	2	18
Iowa:										
Northern	44				26	15	11	18	7	11
Southern	118	2	2		61	44	17	55	19	36
Minnesota:										
Northern	193				103	53	50	90	43	47
Missouri:										
Eastern	257	19	19		165	107	58	73	10	63
Western	153	1	1		85	62	23	67	20	47
Nebraska:										
Eastern	140	6	1	5	109	71	38	25	8	17
Western	67	1	1		36	26	10	30	16	14
North Dakota:										
Northern	139	1		1	61	45	16	77	30	47
South Dakota:										
Northern	139	1		1	61	45	16	77	30	47
Ninth Circuit	2,679	30	18	12	1,263	1,047	216	1,386	555	832
Alaska	39				19	17	2	20	4	16
Arizona	502	1		1	105	98	7	396	230	166
California:										
Northern	382	3	2	1	258	205	53	121	56	65
Eastern	122	6	1	5	39	36	3	77	25	52
Central	618				364	327	37	254	85	169
Southern	263	1	1		62	48	14	200	68	132
Hawaii	51	1	1		32	25	7	18	5	13
Idaho	35	1	1		15	7	8	19	2	17
Montana	61				38	26	12	23	3	20
Nevada	97	1	1		37	31	6	59	10	49
Oregon	246	11	11		172	119	53	63	33	30
Washington:										
Eastern	63	3		3	23	18	5	37	14	23
Western	172	2		2	77	71	6	93	19	74
Guam	28				22	19	3	6		6
Tenth Circuit	1,319	16	11	5	826	559	267	477	145	332
Colorado	377	5	3	2	251	213	38	121	54	67
Kansas	158				95	53	42	63	1	62
New Mexico	249	1	1		156	116	40	92	48	44
Oklahoma:										
Northern	100	5	5		50	29	21	45	21	24
Eastern	71	2		2	44	22	22	25	1	24
Western	174	2	2		115	56	59	57	4	53
Utah	117	1		1	60	32	28	56	13	43
Wyoming	73				55	38	17	18	3	15

¹Includes evidentiary trials (jury and nonjury), hearings on temporary restraining orders and preli-

minary injunctions, hearings on bankruptcy review petitions, and motions in reorganization proceedings.

TABLE C 7. U. S. DISTRICT COURTS
CIVIL AND CRIMINAL TRIALS* COMPLETED, BY DISTRICT
FOR THE TWELVE MONTH PERIOD ENDED JUNE 30, 1977

CIRCUIT AND DISTRICT	TOTAL	LAND CONDEMNATION			OTHER CIVIL			CRIMINAL		
		TOTAL	NON-JURY	JURY	TOTAL	NON-JURY	JURY	TOTAL	NON-JURY	JURY
TOTAL ALL DISTRICTS	18,827	162	64	98	11,443	7,728	3,715	7,222	2,661	4,561
DISTRICT OF COLUMBIA	515	4	1	3	188	153	35	323	211	112
FIRST CIRCUIT....	510	-	-	-	324	178	146	186	32	154
MAINE.....	17	-	-	-	9	6	3	8	1	7
MASSACHUSETTS.....	233	-	-	-	126	55	71	107	9	98
NEW HAMPSHIRE.....	80	-	-	-	73	42	31	7	1	6
RHODE ISLAND.....	29	-	-	-	14	4	10	15	-	15
PUERTO RICO.....	151	-	-	-	102	71	31	49	21	28
SECOND CIRCUIT...	1,926	2	1	1	1,234	812	422	690	226	464
CONNECTICUT.....	228	1	-	1	148	103	45	79	27	52
NEW YORK NORTHERN...	72	-	-	-	47	25	22	25	8	17
NEW YORK EASTERN...	453	-	-	-	242	157	85	211	80	131
NEW YORK SOUTHERN...	948	-	-	-	682	462	220	266	69	197
NEW YORK WESTERN...	145	1	1	-	56	37	19	88	36	52
VERMONT.....	80	-	-	-	59	28	31	21	6	15
THIRD CIRCUIT....	1,853	18	2	16	1,254	739	515	581	222	359
DELAWARE.....	64	-	-	-	39	29	10	25	11	14
NEW JERSEY.....	470	5	1	4	326	222	104	139	37	102
PENNSYLVANIA EASTERN	658	4	-	4	483	213	270	171	72	99
PENNSYLVANIA MIDDLE.	146	9	1	8	81	44	37	56	33	23
PENNSYLVANIA WESTERN	372	-	-	-	252	188	64	120	61	59
VIRGIN ISLANDS.....	143	-	-	-	73	43	30	70	8	62
FOURTH CIRCUIT...	1,465	21	6	15	912	555	357	532	230	302
MARYLAND.....	313	7	3	4	138	98	40	168	94	74
NO. CAROLINA EASTERN	57	-	-	-	30	13	17	27	7	20
NO. CAROLINA MIDDLE.	46	-	-	-	20	17	3	26	15	11
NO. CAROLINA WESTERN	146	5	1	4	101	48	53	40	3	37
SOUTH CAROLINA.....	195	1	1	-	135	46	89	59	7	52
VIRGINIA EASTERN....	405	2	1	1	265	167	98	138	74	64
VIRGINIA WESTERN....	81	-	-	-	59	31	28	22	7	15
W. VIRGINIA NORTHERN	73	-	-	-	62	56	6	11	-	11
W. VIRGINIA SOUTHERN	149	6	-	6	102	79	23	41	23	18
FIFTH CIRCUIT....	4,302	25	20	5	2,812	1,869	943	1,465	458	1,007
ALABAMA NORTHERN...	306	2	2	-	245	140	105	59	12	47
ALABAMA MIDDLE.....	128	-	-	-	72	36	36	56	4	52
ALABAMA SOUTHERN....	122	-	-	-	93	62	31	29	1	28
FLORIDA NORTHERN....	101	-	-	-	50	39	11	51	14	37
FLORIDA MIDDLE.....	274	3	2	1	119	91	28	152	70	82
FLORIDA SOUTHERN....	356	4	4	-	166	125	41	186	38	148
GEORGIA NORTHERN....	345	-	-	-	191	138	53	154	30	124
GEORGIA MIDDLE.....	97	-	-	-	63	24	39	34	1	33
GEORGIA SOUTHERN....	125	1	-	1	98	43	55	26	5	21
LOUISIANA EASTERN...	524	1	1	-	424	244	180	99	48	51
LOUISIANA MIDDLE....	29	1	1	-	13	8	5	15	3	12
LOUISIANA WESTERN...	189	4	4	-	156	107	49	29	13	16
MISSISSIPPI NORTHERN	129	2	1	1	91	67	24	36	1	35
MISSISSIPPI SOUTHERN	130	-	-	-	109	67	42	21	10	11
TEXAS NORTHERN.....	366	-	-	-	299	201	98	67	8	59
TEXAS EASTERN.....	184	6	5	1	146	76	70	32	14	18
TEXAS SOUTHERN....	466	-	-	-	253	210	43	213	85	128
TEXAS WESTERN.....	228	1	-	1	83	50	33	144	42	102
CANAL ZONE.....	203	-	-	-	141	141	-	62	59	3

TABLE C 7. U.S. DISTRICT COURTS
CIVIL AND CRIMINAL TRIALS* COMPLETED, BY DISTRICT
FOR THE TWELVE MONTH PERIOD ENDED JUNE 30, 1977

CIRCUIT AND DISTRICT	TOTAL	LAND CONDEMNATION			OTHER CIVIL			CRIMINAL		
		TOTAL	NON-JURY	JURY	TOTAL	NON-JURY	JURY	TOTAL	NON-JURY	JURY
SIXTH CIRCUIT....	2,242	19	8	11	1,356	952	404	867	362	505
KENTUCKY EASTERN....	133	1	1	-	52	34	18	80	12	68
KENTUCKY WESTERN....	72	4	2	2	27	12	15	41	9	32
MICHIGAN EASTERN....	645	3	2	1	343	250	93	299	158	141
MICHIGAN WESTERN....	125	1	-	1	76	48	28	48	15	33
OHIO NORTHERN....	614	-	-	-	444	371	73	170	115	55
OHIO SOUTHERN....	179	-	-	-	124	74	50	55	7	48
TENNESSEE EASTERN....	189	6	2	4	123	45	78	60	9	51
TENNESSEE MIDDLE....	115	-	-	-	65	40	25	50	15	35
TENNESSEE WESTERN....	170	4	1	3	102	78	24	64	22	42
SEVENTH CIRCUIT..	945	5	2	3	546	382	164	394	111	283
ILLINOIS NORTHERN...	319	-	-	-	160	106	54	159	50	109
ILLINOIS EASTERN....	103	-	-	-	66	46	20	37	6	31
ILLINOIS SOUTHERN...	65	-	-	-	39	33	6	26	6	20
INDIANA NORTHERN....	129	2	-	2	66	33	33	61	12	49
INDIANA SOUTHERN....	196	2	2	-	148	119	29	46	15	31
WISCONSIN EASTERN...	86	1	-	1	39	18	21	46	10	36
WISCONSIN WESTERN...	47	-	-	-	28	27	1	19	12	7
EIGHTH CIRCUIT...	1,196	26	5	21	758	478	280	412	88	324
ARKANSAS EASTERN....	169	-	-	-	97	67	30	72	2	70
ARKANSAS WESTERN....	72	3	-	3	59	32	27	10	1	9
IOWA NORTHERN....	57	-	-	-	39	20	19	18	6	12
IOWA SOUTHERN....	70	-	-	-	40	23	17	30	4	26
MINNESOTA....	180	1	-	1	97	65	32	82	28	54
MISSOURI EASTERN....	246	13	3	10	163	96	67	70	9	61
MISSOURI WESTERN....	122	-	-	-	87	58	29	35	5	30
NEBRASKA....	134	2	-	2	112	70	42	20	2	18
NORTH DAKOTA....	57	3	2	1	22	18	4	32	13	19
SOUTH DAKOTA....	89	4	-	4	42	29	13	43	18	25
NINTH CIRCUIT....	2,607	25	11	14	1,247	1,031	216	1,335	570	765
ALASKA....	66	-	-	-	30	27	3	36	19	17
ARIZONA....	471	-	-	-	90	83	7	381	218	163
CALIFORNIA NORTHERN..	340	2	-	2	212	166	46	126	54	72
CALIFORNIA EASTERN..	97	-	-	-	37	34	3	60	33	27
CALIFORNIA CENTRAL..	699	2	1	1	452	405	47	245	68	177
CALIFORNIA SOUTHERN..	226	2	2	-	52	43	9	172	76	96
HAWAII....	40	-	-	-	19	14	5	21	6	15
IDAHO....	48	1	-	1	28	14	14	19	3	16
MONTANA....	97	2	1	1	55	34	21	40	8	32
NEVADA....	100	-	-	-	51	40	11	49	19	30
OREGON....	208	7	5	2	132	97	35	69	25	44
WASHINGTON EASTERN..	61	4	1	3	26	21	5	31	16	15
WASHINGTON WESTERN..	146	5	1	4	56	47	9	85	25	60
GUAM....	8	-	-	-	7	6	-	1	-	1
TENTH CIRCUIT....	1,266	17	8	9	812	579	233	437	151	286
COLORADO....	329	10	3	7	206	185	21	113	40	73
KANSAS....	123	-	-	-	79	44	35	44	3	41
NEW MEXICO....	245	-	-	-	162	119	43	83	40	43
OKLAHOMA NORTHERN..	97	2	2	-	56	38	18	39	18	21
OKLAHOMA EASTERN....	84	-	-	-	61	42	19	23	2	21
OKLAHOMA WESTERN....	257	4	3	1	167	114	53	86	40	46
UTAH....	64	-	-	-	38	14	24	26	3	23
WYOMING....	67	1	-	1	43	23	20	23	5	18

* INCLUDES EVIDENTIARY TRIALS (JURY AND NONJURY), HEARINGS ON TEMPORARY RESTRAINING ORDERS AND PRELIMINARY INJUNCTIONS, HEARINGS ON BANKRUPTCY REVIEW PETITIONS, AND MOTIONS IN REORGANIZATION PROCEEDINGS.

TABLE C7. U.S. DISTRICT COURTS
 CIVIL AND CRIMINAL TRIALS COMPLETED, BY DISTRICT
 FOR THE TWELVE MONTH PERIOD ENDED JUN. 30, 1978
 (OTHER CIVIL INCLUDES TRIALS OF MISCELLANEOUS CASES)

CIRCUIT AND DISTRICT	TOTAL	LAND CONDEMNATION			OTHER CIVIL			CRIMINAL		
		TOTAL	NON-JURY	JURY	TOTAL	NON-JURY	JURY	TOTAL	NON-JURY	JURY
TOTAL ALL DISTRICTS..	18,851	124	64	60	11,391	8,262	3,129	7,336	3,344	3,992
DISTRICT OF COLUMBIA..	654	2	1	1	382	345	37	270	161	109
FIRST CIRCUIT.....	514	-	-	-	305	214	91	209	65	144
MAINE.....	26	-	-	-	11	6	5	15	2	13
MASSACHUSETTS.....	248	-	-	-	124	92	32	124	40	84
NEW HAMPSHIRE.....	41	-	-	-	27	19	8	14	5	9
RHODE ISLAND.....	90	-	-	-	71	48	23	19	4	15
PUERTO RICO.....	109	-	-	-	72	49	23	37	14	23
SECOND CIRCUIT.....	1,829	-	-	-	1,162	844	318	667	270	397
CONNECTICUT.....	175	-	-	-	124	108	16	51	36	15
NEW YORK NORTHERN.....	58	-	-	-	30	17	13	28	8	20
NEW YORK EASTERN.....	443	-	-	-	224	150	74	219	83	136
NEW YORK SOUTHERN.....	945	-	-	-	667	491	176	278	101	177
NEW YORK WESTERN.....	139	-	-	-	54	38	16	85	37	48
VERMONT.....	69	-	-	-	63	40	23	6	5	1
THIRD CIRCUIT.....	1,790	16	4	12	1,207	818	389	567	252	315
DELAWARE.....	49	-	-	-	36	29	7	13	6	7
NEW JERSEY.....	396	-	-	-	293	228	65	103	30	73
PENNSYLVANIA EASTERN.....	720	2	-	2	512	306	206	206	116	90
PENNSYLVANIA MIDDLE.....	125	10	1	9	91	47	44	24	10	14
PENNSYLVANIA WESTERN.....	351	4	3	1	198	154	44	149	70	79
VIRGIN ISLANDS.....	149	-	-	-	77	54	23	72	20	52
FOURTH CIRCUIT.....	1,565	19	9	10	930	560	370	616	310	306
MARYLAND.....	297	6	2	4	169	123	46	122	55	67
NO. CAROLINA EASTERN.....	41	1	1	-	12	11	1	28	3	25
NO. CAROLINA MIDDLE.....	58	-	-	-	25	20	5	33	18	15
NO. CAROLINA WESTERN.....	186	1	1	-	102	57	45	83	48	35
SOUTH CAROLINA.....	212	4	4	-	145	61	84	63	19	44
VIRGINIA EASTERN.....	424	5	1	4	255	157	98	164	91	73
VIRGINIA WESTERN.....	146	-	-	-	82	43	39	64	51	13
W. VIRGINIA NORTHERN.....	70	1	-	1	48	35	13	21	6	15
W. VIRGINIA SOUTHERN.....	131	1	-	1	92	53	39	38	19	19
FIFTH CIRCUIT.....	4,498	22	18	4	2,833	2,010	823	1,643	712	931
ALABAMA NORTHERN.....	289	3	1	2	211	135	76	75	33	42
ALABAMA MIDDLE.....	158	-	-	-	88	63	25	70	27	43
ALABAMA SOUTHERN.....	117	-	-	-	91	59	32	26	2	24
FLORIDA NORTHERN.....	82	-	-	-	43	35	8	39	12	27
FLORIDA MIDDLE.....	276	-	-	-	123	96	27	153	50	103
FLORIDA SOUTHERN.....	380	4	4	-	161	120	41	215	70	145
GEORGIA NORTHERN.....	391	2	2	-	248	173	75	141	41	100
GEORGIA MIDDLE.....	116	-	-	-	81	54	27	35	10	25
GEORGIA SOUTHERN.....	165	1	-	1	93	48	45	71	31	40
LOUISIANA EASTERN.....	404	-	-	-	321	217	104	83	37	46
LOUISIANA MIDDLE.....	29	-	-	-	21	19	2	8	1	7
LOUISIANA WESTERN.....	201	5	4	1	173	111	62	23	16	7
MISSISSIPPI NORTHERN.....	94	-	-	-	77	44	33	17	2	15
MISSISSIPPI SOUTHERN.....	144	1	1	-	117	85	32	26	14	12
TEXAS NORTHERN.....	394	-	-	-	274	189	85	120	64	56
TEXAS EASTERN.....	164	1	1	-	136	66	72	25	9	16
TEXAS SOUTHERN.....	618	3	3	-	396	340	56	217	112	105
TEXAS WESTERN.....	348	2	2	-	105	85	20	241	143	98
CANAL ZONE.....	130	-	-	-	72	71	1	58	38	20

TABLE C7. U. S. DISTRICT COURTS
 CIVIL AND CRIMINAL TRIALS COMPLETED, BY DISTRICT
 FOR THE TWELVE MONTH PERIOD ENDED JUN. 30, 1978
 (OTHER CIVIL INCLUDES TRIALS OF MISCELLANEOUS CASES)

CIRCUIT AND DISTRICT	TOTAL	LAND CONDEMNATION			OTHER CIVIL			CRIMINAL		
		TOTAL	NON-JURY	JURY	TOTAL	NON-JURY	JURY	TOTAL	NON-JURY	JURY
SIXTH CIRCUIT.....	1,835	6	4	2	1,157	849	308	672	246	426
KENTUCKY EASTERN.....	121	1	1	-	38	29	9	82	26	56
KENTUCKY WESTERN.....	98	2	2	-	38	24	14	58	8	50
MICHIGAN EASTERN.....	475	-	-	-	280	190	90	195	86	109
MICHIGAN WESTERN.....	75	-	-	-	42	33	7	33	13	20
OHIO NORTHERN.....	384	-	-	-	299	245	54	85	15	40
OHIO SOUTHERN.....	172	-	-	-	128	102	26	44	13	31
TENNESSEE EASTERN.....	171	-	-	-	128	68	60	43	15	28
TENNESSEE MIDDLE.....	128	1	1	-	71	52	19	56	17	39
TENNESSEE WESTERN.....	211	2	-	2	133	106	27	76	23	53
SEVENTH CIRCUIT.....	1,146	4	2	2	714	541	179	428	220	208
ILLINOIS NORTHERN.....	556	1	1	-	309	250	59	246	134	112
ILLINOIS EASTERN.....	53	1	1	-	28	22	6	24	9	15
ILLINOIS SOUTHERN.....	86	-	-	-	58	39	19	28	11	17
INDIANA NORTHERN.....	156	1	-	1	90	63	27	65	36	29
INDIANA SOUTHERN.....	159	-	-	-	127	96	31	32	21	11
WISCONSIN EASTERN.....	77	1	-	1	55	37	19	20	8	12
WISCONSIN WESTERN.....	59	-	-	-	46	34	12	13	1	12
EIGHTH CIRCUIT.....	1,278	23	8	15	796	561	235	459	183	276
ARKANSAS EASTERN.....	192	-	-	-	104	88	16	88	27	61
ARKANSAS WESTERN.....	72	7	-	7	54	26	28	11	4	7
IOWA NORTHERN.....	37	2	-	2	20	11	9	15	9	6
IOWA SOUTHERN.....	70	-	-	-	39	29	10	31	11	20
MINNESOTA.....	167	-	-	-	100	64	36	67	24	43
MISSOURI EASTERN.....	277	6	3	3	173	118	55	98	56	42
MISSOURI WESTERN.....	158	-	-	-	98	79	19	60	22	38
NEBRASKA.....	129	1	-	-	115	78	37	13	1	12
NORTH DAKOTA.....	72	6	5	1	40	30	10	26	6	20
SOUTH DAKOTA.....	104	1	-	1	53	38	15	50	23	27
NINTH CIRCUIT.....	2,453	20	9	11	1,100	904	196	1,333	724	609
ALASKA.....	79	-	-	-	45	42	3	34	23	11
ARIZONA.....	314	-	-	-	72	65	7	242	143	99
CALIFORNIA NORTHERN.....	421	1	-	1	270	213	57	150	75	75
CALIFORNIA EASTERN.....	118	-	-	-	48	39	7	72	42	30
CALIFORNIA CENTRAL.....	464	2	-	2	232	184	48	230	103	127
CALIFORNIA SOUTHERN.....	345	1	1	-	70	64	6	274	178	96
HAWAII.....	66	1	1	-	51	44	7	14	10	4
IDAHO.....	81	-	-	-	45	35	10	36	24	12
MONTANA.....	85	2	-	2	53	40	13	30	7	23
NEVADA.....	93	-	-	-	56	50	6	37	17	20
OREGON.....	184	6	4	2	99	79	20	79	40	39
WASHINGTON EASTERN.....	62	4	2	2	23	18	5	35	15	20
WASHINGTON WESTERN.....	133	3	1	2	31	24	7	99	47	52
GUAM.....	8	-	-	-	7	7	-	1	-	1
NORTHERN MARIANAS.....	-	-	-	-	-	-	-	-	-	-
TENTH CIRCUIT.....	1,289	12	9	3	805	616	189	472	201	271
COLORADO.....	393	3	1	2	257	230	27	133	66	67
KANSAS.....	171	1	1	-	101	77	24	69	13	56
NEW MEXICO.....	215	-	-	-	122	83	39	93	48	45
OKLAHOMA NORTHERN.....	86	5	5	-	47	35	12	34	25	9
OKLAHOMA EASTERN.....	82	-	-	-	49	42	7	33	16	17
OKLAHOMA WESTERN.....	186	1	1	-	141	81	60	44	19	25
UTAH.....	80	-	-	-	34	28	6	46	5	41
WYOMING.....	76	2	1	1	54	40	14	20	9	11

INCLUDES HEARINGS ON TEMPORARY RESTRAINING ORDERS AND PRELIMINARY INJUNCTIONS, HEARINGS ON CONTESTED MOTIONS AND OTHER CONTESTED PROCEEDINGS IN WHICH EVIDENCE IS INTRODUCED.

TABLE C7. U.S. DISTRICT COURTS
CIVIL AND CRIMINAL TRIALS COMPLETED, BY DISTRICT
FOR THE TWELVE MONTH PERIOD ENDED JUN. 30, 1979
(OTHER CIVIL INCLUDES TRIALS OF MISCELLANEOUS CASES)

CIRCUIT AND DISTRICT	TOTAL	LAND CONDEMNATION			OTHER CIVIL			CRIMINAL		
		TOTAL	NON-JURY	JURY	TOTAL	NON-JURY	JURY	TOTAL	NON-JURY	JURY
TOTAL ALL DISTRICTS..	18,563	116	71	45	11,648	8,277	3,371	6,799	3,132	3,667
DISTRICT OF COLUMBIA.	652	2	1	1	439	394	45	211	132	79
FIRST CIRCUIT.....	549	-	-	-	365	247	118	184	64	120
MAINE.....	30	-	-	-	16	5	11	14	4	10
MASSACHUSETTS.....	252	-	-	-	150	107	43	102	38	64
NEW HAMPSHIRE.....	68	-	-	-	57	33	24	11	7	4
RHODE ISLAND.....	95	-	-	-	73	55	18	22	5	17
PUERTO RICO.....	104	-	-	-	69	47	22	35	10	25
SECOND CIRCUIT....	1,896	2	1	1	1,293	875	418	601	250	351
CONNECTICUT.....	215	1	1	-	165	125	40	49	26	23
NEW YORK NORTHERN....	68	-	-	-	51	30	21	17	3	14
NEW YORK EASTERN....	470	-	-	-	245	143	102	225	95	130
NEW YORK SOUTHERN....	965	-	-	-	716	512	204	249	99	150
NEW YORK WESTERN....	113	1	-	1	65	41	24	47	18	29
VERMONT.....	65	-	-	-	51	24	27	14	9	5
THIRD CIRCUIT.....	1,774	11	9	2	1,309	869	440	454	185	269
DELAWARE.....	76	-	-	-	59	38	21	17	11	6
NEW JERSEY.....	415	2	1	1	326	261	65	87	28	59
PENNSYLVANIA EASTERN.	617	3	2	1	469	260	209	145	72	73
PENNSYLVANIA MIDDLE..	132	6	6	-	111	59	52	15	4	11
PENNSYLVANIA WESTERN.	378	-	-	-	273	203	70	105	45	60
VIRGIN ISLANDS.....	156	-	-	-	71	48	23	85	25	60
FOURTH CIRCUIT....	1,597	7	6	1	875	563	312	715	416	299
MARYLAND.....	336	2	2	-	196	142	54	138	74	64
NO. CAROLINA EASTERN..	48	-	-	-	9	2	7	39	10	29
NO. CAROLINA MIDDLE..	75	-	-	-	25	16	9	50	24	26
NO. CAROLINA WESTERN.	194	1	1	-	77	53	24	116	85	31
SOUTH CAROLINA.....	218	2	1	1	122	64	58	94	50	44
VIRGINIA EASTERN.....	395	-	-	-	270	171	99	125	77	48
VIRGINIA WESTERN.....	168	-	-	-	76	50	26	92	75	17
W. VIRGINIA NORTHERN.	67	1	1	-	40	32	8	26	4	22
W. VIRGINIA SOUTHERN.	96	1	1	-	60	33	27	35	17	18
FIFTH CIRCUIT.....	4,301	31	20	11	2,760	1,917	843	1,510	656	854
ALABAMA NORTHERN....	272	4	2	2	206	137	69	62	27	35
ALABAMA MIDDLE.....	130	-	-	-	73	55	18	57	22	35
ALABAMA SOUTHERN....	109	-	-	-	82	53	29	27	8	19
FLORIDA NORTHERN....	102	1	1	-	64	53	11	37	16	21
FLORIDA MIDDLE.....	310	2	1	1	165	133	32	143	46	97
FLORIDA SOUTHERN....	379	3	3	-	199	174	25	177	53	124
GEORGIA NORTHERN....	331	-	-	-	228	142	86	103	41	62
GEORGIA MIDDLE.....	134	-	-	-	84	56	28	50	26	24
GEORGIA SOUTHERN....	159	3	-	3	81	37	44	75	40	35
LOUISIANA EASTERN....	425	-	-	-	356	194	162	69	18	51
LOUISIANA MIDDLE....	22	-	-	-	14	9	5	8	3	5
LOUISIANA WESTERN....	216	5	5	-	184	111	73	27	12	15
MISSISSIPPI NORTHERN.	111	1	-	1	89	61	28	21	6	15
MISSISSIPPI SOUTHERN.	158	4	2	2	136	102	34	18	11	7
TEXAS NORTHERN.....	403	1	1	-	292	224	68	110	58	52
TEXAS EASTERN.....	143	-	-	-	124	49	75	19	5	14
TEXAS SOUTHERN.....	503	6	4	2	279	247	32	218	103	115
TEXAS WESTERN.....	340	1	1	-	91	67	24	248	145	103
CANAL ZONE.....	54	-	-	-	13	13	-	41	16	25

TABLE C7. U.S. DISTRICT COURTS
 CIVIL AND CRIMINAL TRIALS COMPLETED, BY DISTRICT
 FOR THE TWELVE MONTH PERIOD ENDED JUN. 30, 1979
 (OTHER CIVIL INCLUDES TRIALS OF MISCELLANEOUS CASES)

CIRCUIT AND DISTRICT	TOTAL	LAND CONDEMNATION			OTHER CIVIL			CRIMINAL		
		TOTAL	NON-JURY	JURY	TOTAL	NON-JURY	JURY	TOTAL	NON-JURY	JURY
SIXTH CIRCUIT.....	1,856	24	12	12	1,188	850	338	644	270	374
KENTUCKY EASTERN.....	103	1	1	-	31	24	7	71	22	49
KENTUCKY WESTERN.....	116	13	9	4	69	33	36	34	4	30
MICHIGAN EASTERN.....	445	1	-	1	289	185	104	155	53	102
MICHIGAN WESTERN.....	125	1	1	-	27	17	10	97	74	23
OHIO NORTHERN.....	357	5	1	4	266	225	41	86	43	43
OHIO SOUTHERN.....	181	1	-	1	134	107	27	46	21	25
TENNESSEE EASTERN.....	147	1	-	1	121	71	50	25	5	20
TENNESSEE MIDDLE.....	121	-	-	-	75	46	29	46	16	30
TENNESSEE WESTERN.....	261	1	-	1	176	142	34	84	32	52
SEVENTH CIRCUIT...	1,197	-	-	-	742	530	212	455	208	247
ILLINOIS NORTHERN....	607	-	-	-	358	259	99	249	135	114
ILLINOIS CENTRAL....	103	-	-	-	61	43	18	42	17	25
ILLINOIS SOUTHERN....	39	-	-	-	16	6	10	23	7	16
INDIANA NORTHERN....	146	-	-	-	84	67	19	62	27	35
INDIANA SOUTHERN....	144	-	-	-	120	8	33	24	8	16
WISCONSIN EASTERN....	99	-	-	-	68	4	26	31	11	20
WISCONSIN WESTERN....	59	-	-	-	35	28	7	24	3	21
EIGHTH CIRCUIT....	1,194	13	6	7	779	528	251	402	171	231
ARKANSAS EASTERN.....	224	2	2	-	157	118	39	65	30	35
ARKANSAS WESTERN.....	68	3	1	2	47	21	26	18	2	16
IOWA NORTHERN.....	30	-	-	-	23	14	9	7	2	5
IOWA SOUTHERN.....	70	-	-	-	24	18	6	46	17	29
MINNESOTA.....	126	-	-	-	67	37	30	59	24	35
MISSOURI EASTERN.....	273	5	2	3	190	118	72	78	44	34
MISSOURI WESTERN.....	128	1	1	-	89	66	23	38	17	21
NEBRASKA.....	120	2	-	2	100	71	29	18	1	17
NORTH DAKOTA.....	59	-	-	-	32	25	7	27	7	20
SOUTH DAKOTA.....	96	-	-	-	50	40	10	46	27	19
NINTH CIRCUIT.....	2,288	20	10	10	1,119	904	215	1,149	596	553
ALASKA.....	48	-	-	-	23	21	2	25	13	12
ARIZONA.....	232	1	1	-	54	49	5	177	98	79
CALIFORNIA NORTHERN..	328	3	1	2	230	177	53	95	43	52
CALIFORNIA EASTERN...	105	4	1	3	38	32	6	63	31	32
CALIFORNIA CENTRAL...	482	3	2	1	259	197	62	220	90	130
CALIFORNIA SOUTHERN..	289	1	-	1	63	52	11	225	158	67
HAWAII.....	96	-	-	-	72	68	4	24	10	14
IDAHO.....	106	3	2	1	76	65	11	27	15	12
MONTANA.....	65	1	-	1	46	28	18	18	9	9
NEVADA.....	82	-	-	-	42	32	10	40	8	32
OREGON.....	203	3	2	1	114	99	15	86	53	33
WASHINGTON EASTERN...	59	-	-	-	29	23	6	30	17	13
WASHINGTON WESTERN...	163	-	-	-	53	44	9	110	47	63
GUAM.....	9	1	1	-	6	3	-	2	1	1
NORTHERN MARIANAS....	21	-	-	-	14	14	-	7	3	4
NORTHERN MARIANAS....	-	-	-	-	-	-	-	-	-	-
TENTH CIRCUIT.....	1,259	6	6	-	779	600	179	474	184	290
COLORADO.....	480	-	-	-	305	272	33	175	78	97
KANSAS.....	137	-	-	-	92	70	22	45	12	33
NEW MEXICO.....	209	-	-	-	120	93	27	89	41	48
OKLAHOMA NORTHERN...	77	1	1	-	44	34	10	32	17	15
OKLAHOMA EASTERN.....	75	-	-	-	25	13	12	50	20	30
OKLAHOMA WESTERN.....	138	4	4	-	107	50	57	27	5	22
UTAH.....	85	-	-	-	43	33	10	42	7	35
WYOMING.....	58	1	1	-	43	35	8	14	4	10

INCLUDES HEARINGS ON TEMPORARY RESTRAINING ORDERS AND PRELIMINARY INJUNCTIONS, HEARINGS ON CONTESTED MOTIONS AND OTHER CONTESTED PROCEEDINGS IN WHICH EVIDENCE IS INTRODUCED.



TABLE C 8.—United States district courts. Length of civil and criminal trials¹ completed during the fiscal year ended June 30, 1970, by nature of suit or offense

Nature of suit or offense	Total all trials	Nonjury trials								Jury trials							
		Total	Less than 1 day	1 day	2 days	3 days	4 to 9 days	10 to 19 days	20 days and over	Total	Less than 1 day	1 day	2 days	3 days	4 to 9 days	10 to 19 days	20 days and over
Total all trials.....	16,032	8,435	3,885	2,657	1,016	415	377	68	17	7,697	1,040	1,300	2,369	1,352	1,382	118	27
Total civil trials.....	9,449	6,078	2,631	1,904	780	347	334	65	17	3,371	443	439	990	682	745	57	15
Contract actions, total.....	1,680	1,131	306	366	196	87	102	12	2	455	65	51	131	75	123	8	2
Insurance.....	428	252	103	82	41	12	13	1	-----	176	23	28	53	31	38	2	1
Marine.....	167	169	39	58	32	14	16	-----	-----	8	1	2	3	1	1	-----	-----
Miller Act.....	72	62	18	15	12	9	7	1	-----	10	4	-----	-----	2	4	-----	-----
Negotiable instruments.....	95	81	40	24	12	4	1	-----	-----	14	3	1	5	3	1	1	-----
Other contract actions.....	824	577	166	187	99	48	65	10	2	247	34	20	70	38	79	5	1
Real property actions, total.....	450	280	142	60	36	20	13	-----	-----	170	20	14	54	39	40	2	1
Condemnation of land.....	262	130	86	24	8	8	4	-----	-----	132	16	11	44	30	28	2	1
Other real property actions.....	188	150	56	45	28	12	9	-----	-----	38	4	3	10	9	12	-----	-----
Tort actions, total.....	3,586	1,124	343	403	207	100	64	6	1	2,462	332	338	726	529	503	30	4
Personal Injury.....	-----	-----	-----	-----	-----	-----	-----	-----	-----	-----	-----	-----	-----	-----	-----	-----	-----
Airplane.....	47	25	2	8	7	3	2	2	1	22	5	3	2	1	10	1	-----
Assault, libel and slander.....	81	26	11	9	3	1	2	-----	-----	55	5	6	17	12	14	1	-----
Employers' Liability Act.....	217	27	13	7	3	2	2	-----	-----	190	18	28	54	43	47	-----	-----
Marine.....	633	347	62	153	67	39	25	1	-----	291	24	53	76	77	59	2	-----
Motor vehicle.....	1,551	332	139	110	55	19	9	-----	-----	1,219	193	168	372	260	218	8	-----
Other personal injury.....	844	198	71	68	33	19	7	-----	-----	646	81	76	197	124	147	18	3
Personal property damage.....	208	169	45	48	39	17	17	3	-----	39	6	4	8	12	8	-----	1
Actions under statutes, total.....	3,626	3,350	1,640	1,023	332	140	155	46	14	276	24	35	78	37	77	17	8
Antitrust laws.....	103	69	16	12	10	9	10	11	1	34	1	2	-----	4	8	11	8
Bankruptcy:.....	-----	-----	-----	-----	-----	-----	-----	-----	-----	-----	-----	-----	-----	-----	-----	-----	-----
Trustee suits.....	34	30	12	13	2	1	2	-----	-----	4	-----	1	2	1	-----	-----	-----
Other bankruptcy suits.....	278	274	138	110	16	6	2	1	1	4	1	-----	2	1	-----	-----	-----
Civil Rights.....	921	839	389	253	105	42	39	9	2	82	8	16	26	11	20	1	-----
Prisoner petitions:.....	-----	-----	-----	-----	-----	-----	-----	-----	-----	-----	-----	-----	-----	-----	-----	-----	-----
Motions to vacate sentence.....	104	104	61	28	12	3	-----	-----	-----	-----	-----	-----	-----	-----	-----	-----	-----
Habeas corpus.....	576	576	371	169	27	3	5	-----	-----	1	-----	1	-----	-----	-----	-----	-----
Mandamus, etc.....	115	108	53	34	15	2	4	-----	-----	7	-----	3	2	2	-----	-----	-----
Forfeiture and penalty suits.....	95	83	32	37	11	2	1	-----	-----	12	1	1	4	1	5	-----	-----
Labor laws:.....	-----	-----	-----	-----	-----	-----	-----	-----	-----	-----	-----	-----	-----	-----	-----	-----	-----
Fair Labor Standards Act.....	159	147	88	50	21	11	6	1	-----	12	2	5	3	1	1	-----	-----
Labor Management Relations Act.....	175	161	53	60	28	11	8	1	-----	14	1	3	3	1	5	1	-----
Other labor laws.....	86	84	24	28	14	10	8	-----	-----	2	-----	1	1	-----	-----	-----	-----
Protected property rights:.....	-----	-----	-----	-----	-----	-----	-----	-----	-----	-----	-----	-----	-----	-----	-----	-----	-----
Copyright.....	26	24	7	9	3	1	4	-----	-----	2	-----	-----	1	-----	1	-----	-----
Patent.....	119	116	11	18	12	10	43	15	7	3	-----	-----	-----	-----	3	-----	-----
Trademark.....	45	41	12	16	4	3	5	-----	-----	4	1	-----	1	1	-----	-----	-----
Reappointment suits.....	19	19	12	5	2	-----	-----	-----	-----	-----	-----	-----	-----	-----	-----	-----	-----
Tax suits.....	209	146	53	51	23	8	10	1	-----	63	9	6	23	8	16	1	-----
Commerce, Interstate.....	86	79	35	37	4	3	-----	-----	-----	7	-----	-----	4	1	2	-----	-----
Other statutory actions.....	476	451	303	93	23	15	8	7	2	25	-----	-----	4	5	13	3	-----
Other actions, total.....	201	123	140	43	9	-----	-----	1	-----	6	2	1	1	2	2	-----	-----
Total criminal trials.....	6,583	2,387	1,254	753	236	68	43	3	-----	4,226	606	861	1,379	670	637	61	12
Homicide.....	119	15	8	4	2	1	-----	-----	-----	104	7	6	35	26	29	1	-----
Robbery.....	587	112	58	31	12	6	5	-----	-----	475	20	59	162	114	113	7	-----
Assault.....	232	67	48	15	3	1	-----	-----	-----	165	20	42	67	17	18	1	-----
Burglary.....	146	36	27	8	1	-----	-----	-----	-----	110	16	27	46	14	7	-----	-----
Larceny and theft.....	550	166	84	54	19	5	4	-----	-----	384	35	77	130	69	67	5	1
Embezzlement.....	166	75	30	33	7	8	2	-----	-----	91	4	23	30	20	13	1	-----
Fraud:.....	-----	-----	-----	-----	-----	-----	-----	-----	-----	-----	-----	-----	-----	-----	-----	-----	-----
Income tax.....	118	38	14	11	7	3	3	-----	-----	80	2	4	15	11	39	8	1
Other fraud.....	245	62	22	22	6	6	4	2	-----	183	16	17	42	34	60	12	2
Auto theft.....	714	206	119	65	14	6	2	-----	-----	508	128	152	162	43	26	-----	-----
Forgery.....	460	152	88	49	13	2	-----	-----	-----	298	30	78	109	47	31	3	-----
Counterfeiting.....	140	35	16	10	5	3	1	-----	-----	105	6	11	48	24	17	1	-----
Sex offenses.....	113	21	13	4	2	-----	-----	-----	-----	92	6	13	36	21	15	-----	1
Narcotics.....	611	195	92	66	28	6	3	-----	-----	416	41	80	150	79	59	6	1
Miscellaneous general offenses.....	768	281	169	83	19	4	6	-----	-----	427	61	98	111	72	69	12	4
Immigration laws.....	147	42	19	18	5	-----	-----	-----	-----	105	22	25	35	9	12	2	-----
Liquor, Internal Revenue.....	320	92	74	13	3	2	-----	-----	-----	228	112	52	46	13	5	-----	-----
Selective Service Act.....	804	597	288	215	71	15	8	-----	-----	207	48	57	68	22	12	-----	-----
Other Federal statutes.....	413	165	85	52	19	5	3	1	-----	248	34	40	89	35	46	2	2

¹ Includes evidentiary trials (jury and nonjury), hearings on temporary restraining orders and preliminary injunctions, hearings on bankruptcy review petitions, and motions in reorganization proceedings.

TABLE CB.—U.S. district courts. Length of civil and criminal trials¹ completed during the fiscal year ended June 30, 1971, by nature of suit or offense

Nature of suit or offense	Total all trials	Nonjury trials								Total	Jury trials						
		Total	Less than 1 day	1 day	2 days	3 days	4 to 9 days	10 to 19 days	20 days and over		Less than 1 day	1 day	2 days	3 days	4 to 9 days	10 to 19 days	20 days and over
Total all trials.....	17,549	9,523	4,370	2,876	1,266	477	433	74	18	8,029	962	1,362	2,416	1,568	1,531	161	36
Total civil trials.....	10,093	6,600	2,769	2,057	939	384	370	67	14	3,493	476	603	1,006	724	703	65	14
Contract actions, total.....	1,725	1,240	385	393	247	105	94	16	-----	485	61	57	130	92	120	23	2
Insurance.....	427	268	104	94	38	15	5	2	-----	169	28	17	53	30	25	0	-----
Marine.....	168	159	34	60	42	11	11	1	-----	9	2	1	2	3	1	-----	-----
Miller Act.....	81	68	13	20	16	8	8	1	-----	15	4	2	3	4	1	1	-----
Negotiable instruments.....	111	93	41	31	16	2	3	-----	18	2	3	4	7	2	-----	-----	
Other contract actions.....	938	664	193	188	135	69	67	12	-----	274	25	34	68	48	81	16	2
Real property actions, total.....	471	290	185	65	42	24	21	2	1	181	21	25	50	45	38	2	-----
Condemnation of land.....	254	118	68	22	15	8	4	1	-----	136	18	31	39	29	27	2	-----
Other real property actions.....	217	172	67	43	27	16	17	1	1	45	3	4	11	16	11	-----	-----
Tort actions, total.....	3,645	1,142	391	389	208	81	68	11	3	2,503	359	371	745	622	478	24	4
Personal Injury:																	
Airplane.....	51	22	4	7	6	-----	2	1	2	29	-----	2	6	6	12	2	1
Assault, libel and slander.....	76	32	12	13	1	2	3	1	-----	44	6	6	10	12	8	2	-----
Employers' Liability Act.....	223	34	16	8	9	-----	-----	-----	-----	189	24	23	52	49	41	-----	-----
Marine.....	669	357	92	137	74	29	22	3	-----	312	37	45	87	53	87	3	-----
Motor vehicle.....	1,672	324	138	105	64	16	10	1	-----	1,248	204	211	407	247	175	4	-----
Other personal injury.....	810	201	74	57	35	14	18	3	-----	609	83	75	160	139	142	8	2
Personal property damage.....	244	172	55	53	29	20	13	1	1	72	5	9	23	16	13	5	1
Actions under statutes, total.....	3,984	3,679	1,686	1,171	421	170	183	38	10	305	28	45	81	63	64	16	8
Antitrust laws.....	96	69	23	11	10	3	10	9	3	27	1	-----	2	6	7	6	5
Bankruptcy:																	
Trustee suits.....	54	59	14	11	8	2	3	1	-----	15	4	2	3	4	2	-----	-----
Other bankruptcy suits.....	269	268	146	95	16	8	3	-----	1	-----	-----	-----	1	-----	-----	-----	-----
Civil rights.....	1,067	976	398	332	128	48	64	5	-----	92	9	13	23	18	26	3	-----
Prisoner petitions:																	
Motions to vacate sentence.....	79	79	54	23	1	1	-----	-----	-----	-----	-----	-----	-----	-----	-----	-----	-----
Habeas corpus.....	516	512	323	148	28	9	3	1	-----	4	2	-----	1	-----	-----	-----	-----
Mandamus, etc.....	189	171	92	51	17	5	5	1	-----	18	-----	8	7	2	1	-----	-----
Forfeiture and penalty suits.....	88	84	44	23	6	6	3	2	-----	4	2	-----	2	-----	-----	-----	-----
Labor laws:																	
Fair Labor Standards Act.....	150	139	37	59	27	12	4	-----	-----	11	2	1	3	3	2	-----	-----
Labor Management Relations Act.....	277	269	92	90	58	19	6	2	2	8	-----	1	1	4	2	-----	-----
Other labor laws.....	76	72	26	19	17	5	5	-----	-----	4	1	-----	-----	1	1	1	-----
Protected property rights:																	
Copyright.....	41	39	13	15	4	2	5	-----	-----	2	-----	-----	-----	2	-----	-----	-----
Patent.....	115	108	11	21	18	16	28	10	4	7	-----	1	-----	2	-----	3	1
Trademark.....	49	48	11	13	11	4	7	2	-----	1	1	-----	-----	-----	-----	-----	-----
Reapportionment suits.....	13	12	6	4	1	-----	-----	-----	-----	1	1	-----	-----	-----	-----	-----	-----
Tax suits.....	247	183	63	72	25	15	8	-----	-----	64	4	11	27	12	9	1	-----
Commerce, interstate.....	96	83	30	43	4	1	5	-----	-----	13	-----	3	6	2	2	-----	-----
Other statutory actions.....	562	529	303	141	42	13	24	5	1	33	1	5	6	8	9	2	2
Other actions, total.....	268	249	172	48	21	4	4	-----	-----	19	7	5	2	2	3	-----	-----
Total criminal trials.....	7,456	2,923	1,610	819	327	93	63	7	4	4,533	486	859	1,408	844	828	86	22
Homicide.....	148	45	33	9	1	2	-----	-----	-----	103	4	9	23	28	35	3	1
Robbery.....	689	188	103	49	22	6	8	-----	-----	501	28	51	168	131	124	8	1
Assault.....	235	57	34	20	2	1	-----	-----	-----	178	21	44	57	40	15	1	-----
Burglary.....	135	46	30	12	2	1	1	-----	-----	89	8	13	42	13	13	-----	-----
Larceny and theft.....	643	207	93	55	37	9	8	-----	-----	435	35	73	160	96	73	8	1
Embezzlement.....	199	64	31	19	6	6	2	-----	-----	135	11	14	51	22	29	7	1
Fraud:																	
Income tax.....	199	57	21	13	12	5	3	2	1	142	6	10	13	26	70	13	4
Other fraud.....	288	88	34	16	21	4	9	3	1	200	9	22	45	34	64	16	10
Auto theft.....	547	130	88	30	9	2	1	-----	-----	417	84	110	143	51	29	-----	-----
Forgery.....	497	179	89	65	18	5	2	-----	-----	318	33	71	113	60	38	3	-----
Counterfeiting.....	234	80	34	30	12	4	-----	-----	-----	164	14	36	56	24	22	2	-----
Sex offenses.....	115	41	25	13	2	1	-----	-----	-----	74	5	10	23	22	14	-----	-----
Narcotics.....	765	301	151	90	41	9	8	-----	-----	464	34	93	136	98	96	6	1
Miscellaneous general offenses.....	1,057	430	244	134	36	11	4	1	-----	627	77	143	174	113	111	7	2
Immigration laws.....	130	42	17	17	6	-----	-----	-----	-----	94	10	17	35	19	11	2	-----
Liquor, Internal Revenue.....	293	91	78	8	4	1	-----	-----	-----	202	67	56	53	16	10	-----	-----
Selective Service Act.....	863	695	398	194	77	17	9	-----	-----	168	22	51	66	13	15	1	-----
Other Federal statutes.....	413	182	102	45	19	9	7	-----	-----	231	18	36	70	38	59	9	1

¹Includes evidentiary trials (jury and nonjury), hearings on temporary restraining orders and preliminary injunctions, hearings on bankruptcy review petitions, and motions in reorganization proceedings.

TABLE C 8.—U.S. district courts. Length of civil and criminal trials¹ completed during the fiscal year ended June 30, 1972, by nature of suit or offense

Nature of suit or offense	Total all trials	Nonjury trials								Jury trials							
		Total	Less than 1 day	1 day	2 days	3 days	4 to 9 days	10 to 19 days	20 days and over	Total	Less than 1 day	1 day	2 days	3 days	4 to 9 days	10 to 19 days	20 days and over
Total all trials.....	18,780	10,253	4,249	3,380	1,480	493	564	68	19	8,527	926	1,457	2,724	1,475	1,698	205	40
Total civil trials.....	10,962	7,285	2,724	2,404	1,180	409	487	63	18	3,677	474	826	1,095	691	797	77	17
Contract actions, total.....	2,026	1,499	437	514	297	106	122	19	4	526	70	75	149	95	117	15	5
Insurance.....	443	259	102	102	39	8	7	1	-----	184	28	30	56	33	31	3	3
Marine.....	204	200	87	88	43	19	13	-----	-----	4	-----	2	-----	2	-----	-----	-----
Miller Act.....	65	62	19	15	15	6	7	-----	-----	3	-----	1	2	-----	-----	-----	-----
Negotiable instruments.....	120	93	37	30	12	6	6	1	1	27	7	7	5	4	4	-----	-----
Other contract actions.....	1,193	885	242	279	188	67	89	17	3	308	35	37	84	58	80	12	2
Real property actions, total.....	497	293	128	82	45	13	22	3	-----	204	24	32	60	38	48	2	-----
Condemnation of land.....	282	127	71	25	19	4	8	-----	-----	155	20	22	49	30	33	1	-----
Other real property actions.....	215	166	57	57	26	9	14	3	-----	49	4	10	11	8	15	1	-----
Tort actions, total.....	3,799	1,256	336	449	265	92	104	9	1	2,543	341	372	765	486	534	43	2
Personal injury:																	
Airplane.....	42	14	1	6	1	1	4	1	-----	28	1	3	8	1	11	3	1
Assault, libel, and slander.....	94	31	15	10	4	1	1	-----	-----	63	13	9	15	7	16	3	-----
Employers' Liability Act.....	257	34	13	9	7	4	1	-----	-----	223	22	32	66	48	53	2	-----
Marine.....	783	424	78	166	101	35	42	2	-----	339	28	54	94	77	81	5	-----
Motor vehicle.....	1,447	311	117	102	61	18	13	-----	-----	1,136	191	179	362	204	193	7	-----
Other personal injury.....	907	225	61	71	51	19	20	3	-----	682	77	82	203	136	165	19	-----
Personal property damage.....	289	217	51	85	40	14	23	3	1	72	9	13	17	13	15	4	1
Actions under statutes, total.....	4,382	3,989	1,652	1,313	550	195	234	32	13	393	34	46	120	72	94	17	10
Antitrust laws.....	139	91	28	27	9	7	10	7	3	48	-----	1	7	3	20	11	6
Bankruptcy:																	
Trustee suit.....	40	34	7	15	7	3	2	-----	-----	6	-----	8	2	1	-----	-----	
Other bankruptcy suits.....	316	311	164	124	15	2	6	-----	-----	5	1	2	-----	1	1	-----	
Civil rights.....	1,259	1,132	424	361	193	69	73	9	3	127	7	19	45	28	26	1	1
Prisoner petitions:																	
Motions to vacate sentence.....	83	83	41	24	13	4	1	-----	-----	6	-----	2	2	-----	2	-----	
Habeas corpus.....	456	450	294	109	35	9	3	-----	-----	6	-----	2	-----	-----	-----	-----	
Civil rights.....	153	129	69	36	16	2	6	-----	-----	24	3	1	9	8	3	-----	
Mandamus, etc.....	43	41	23	11	3	2	1	-----	-----	2	-----	2	-----	-----	-----	-----	
Forfeiture and penalty suits.....	96	87	35	28	14	4	4	2	-----	9	1	1	4	2	1	-----	
Labor laws:																	
Fair Labor Standards Act.....	167	156	25	67	36	7	11	-----	-----	11	3	2	6	-----	-----	-----	
Labor Management Relations Act.....	372	351	115	152	48	17	18	1	-----	21	1	3	3	4	10	-----	
Other labor laws.....	57	57	14	27	7	3	5	-----	-----	1	-----	-----	-----	-----	-----	-----	
Protected property rights:																	
Copyright.....	59	54	21	18	6	2	7	-----	-----	5	-----	1	1	1	2	-----	
Patent.....	118	112	8	15	22	17	42	6	2	4	-----	1	-----	-----	2	1	
Trademark.....	63	62	15	19	14	7	6	1	-----	1	1	-----	-----	-----	-----	-----	
Securities, commodities, and exchanges.....	230	183	46	50	44	20	18	3	2	47	3	2	14	7	16	3	2
Selective Service Act.....	32	32	17	12	2	1	-----	-----	-----	-----	-----	-----	-----	-----	-----	-----	
Reapportionment suits.....	41	41	16	13	9	2	1	-----	-----	-----	-----	-----	-----	-----	-----	-----	
Tax suits.....	236	172	61	72	19	13	6	1	-----	64	13	11	20	10	9	-----	1
Interstate commerce.....	101	95	40	42	8	1	4	-----	-----	6	-----	-----	1	3	1	1	-----
Narcotic Addict Rehabilitation Act.....	85	84	79	4	1	-----	-----	-----	-----	1	-----	-----	-----	1	-----	-----	
Other statutory actions.....	238	232	100	87	29	3	10	2	3	6	1	-----	3	2	-----	-----	

See footnotes at end of table.

TABLE C 8.—U.S. district courts. Length of civil and criminal trials¹ completed during the fiscal year ended June 30, 1972, by nature of suit or offense—Continued

Nature of suit or offense	Total all trials	Nonjury trials								Jury trials							
		Total	Less than 1 day	1 day	2 days	3 days	4 to 9 days	10 to 19 days	20 days and over	Total	Less than 1 day	1 day	2 days	3 days	4 to 9 days	10 to 19 days	20 days and over
Other actions, total.....	259	248	171	46	23	3	5			11	5	1	1		4		
Total criminal trials.....	7,818	2,968	1,525	976	300	84	77	5	1	4,850	454	931	1,629	784	901	128	23
Homicide.....	142	24	12	8	2		2			118	3	11	28	27	46	2	1
Robbery.....	685	132	63	38	18	8	5			553	22	72	212	122	120	5	
Assault.....	222	58	32	22	3	1				164	13	44	63	23	18	2	1
Burglary.....	78	22	15	5	2					56	8	10	19	10	8		1
Larceny and theft.....	629	199	91	70	21	7	9	1		430	30	75	128	95	94	8	
Embezzlement.....	183	45	20	15	5	3	2			138	6	16	45	31	34	5	1
Fraud:																	
Income tax.....	179	54	20	17	5	6	3	3		125	4	9	21	18	55	15	3
Other fraud.....	271	77	30	25	8	6	7	1		194	11	14	42	42	57	23	5
Auto theft.....	445	117	81	18	16		2			328	51	82	134	33	24	4	
Forgery.....	529	170	84	60	20	5	1			359	42	91	132	47	42	5	
Counterfeiting.....	259	61	22	22	14	3				198	14	42	76	29	36	1	
Sex offenses.....	94	18	9	9						76	6	11	29	18	12		
Narcotics:																	
Old Laws ²	324	105	41	39	8	8	9			219	8	37	73	41	49	9	2
New Law ³	836	323	138	145	29	3	7		1	513	36	127	181	83	80	6	
Escape.....	115	42	26	12	2	1	1			73	11	22	25	4	11		
Extortion, racketeering, and threats.....	167	42	21	7	6	3	5			125	3	10	33	15	37	21	6
Firearms and weapons.....	535	214	129	69	19	5	2			321	49	81	126	30	33	2	
Miscellaneous general offenses.....	257	90	36	34	10	3	7			167	8	17	43	33	55	10	1
Immigration laws.....	113	46	16	22	6	1	1			67	6	22	25	9	5		
Liquor, Internal Revenue.....	290	73	56	13	4					217	83	45	69	9	11		
Selective Service Act.....	1,083	899	498	294	84	15	8			184	26	50	54	34	18	2	
Other Federal statutes.....	382	157	55	42	18	6	6			225	14	43	71	31	56	8	2

¹ Includes evidentiary trials (jury and nonjury), hearing on temporary restraining orders and preliminary injunctions, hearings on bankruptcy review petitions, and motions in reorganization proceedings.

² Old law—Harrison Narcotic Drug Act, Marihuana Tax Act, and border registration

of addicts and narcotic law violators was repealed May 1, 1971. It was replaced by the:
³ Comprehensive Drug Abuse Prevention and Control Act of 1970 (Public Law 91-513) which became effective May 1, 1971.

TABLE C-8.—U.S. district courts. Length of civil and criminal trials¹ completed during the fiscal year ended June 30, 1973, by nature of suit or offense

Nature of suit or offense	Total all trials	Nonjury trials								Jury trials							
		Total	Less than 1 day	1 day	2 days	3 days	4 to 9 days	10 to 19 days	20 days and over	Total	Less than 1 day	1 day	2 days	3 days	4 to 9 days	10 to 19 days	20 days and over
Total all trials.....	19,467	10,216	4,378	3,144	1,479	537	563	82	33	9,251	974	1,586	2,901	1,665	1,851	222	52
Total civil trials.....	10,896	7,289	2,794	2,306	1,177	431	476	73	32	3,607	404	531	1,054	700	810	86	22
Contract actions, total.....	1,963	1,423	408	482	282	101	130	15	5	540	56	78	160	96	136	12	2
Insurance.....	404	232	87	80	42	11	9	2	1	172	19	32	55	35	27	4	-----
Marine.....	178	171	28	74	45	11	10	2	1	7	-----	2	2	1	2	-----	-----
Miller Act.....	69	59	14	18	13	2	12	-----	-----	10	1	4	1	1	2	1	-----
Negotiable instruments.....	123	103	45	37	12	5	4	-----	-----	20	2	4	5	2	7	-----	-----
Other contract actions.....	1,189	858	234	273	170	72	95	11	3	331	34	36	97	57	98	7	2
Real property actions, total.....	439	271	122	80	41	15	11	1	1	168	13	33	61	28	27	5	1
Condemnation of land.....	228	100	54	23	15	4	4	-----	-----	128	10	26	46	23	19	1	-----
Other real property actions.....	211	171	68	57	26	11	7	1	1	40	3	7	12	5	8	4	1
Tort actions, total.....	3,607	1,170	363	400	244	80	81	2	-----	2,437	310	351	702	491	529	46	8
Personal injury:																	
Airplane.....	72	29	6	8	5	1	9	-----	-----	43	6	8	10	5	7	5	2
Assault, libel and slander.....	115	38	12	14	8	3	1	-----	-----	77	8	17	23	14	13	1	1
Employers' Liability Act.....	236	32	16	8	4	2	2	-----	-----	204	31	21	50	47	53	1	1
Marine.....	671	344	77	139	81	18	29	-----	-----	327	17	41	103	87	75	4	-----
Motor vehicle.....	1,273	257	104	90	39	14	10	-----	-----	1,016	154	176	314	198	162	11	1
Other personal injury.....	931	238	91	63	46	22	14	2	-----	693	84	82	180	131	195	21	-----
Personal property damage.....	309	232	57	78	61	20	16	-----	-----	77	10	6	22	9	24	3	3
Actions under statutes, total.....	4,616	4,166	1,738	1,272	591	232	253	54	26	450	25	68	127	81	115	23	11
Antitrust laws.....	187	136	33	39	21	8	21	9	5	51	1	3	3	7	17	12	8
Bankruptcy:																	
Trustee suit.....	28	22	5	9	5	1	2	-----	-----	6	-----	3	1	1	1	-----	-----
Other bankruptcy suits.....	265	263	128	99	19	4	12	1	-----	2	-----	1	1	-----	-----	-----	-----
Civil rights.....	1,369	1,214	449	388	187	82	83	14	11	155	6	18	54	28	43	5	1
Prisoner petitions:																	
Motions to vacate sentence.....	98	96	48	30	13	3	2	-----	-----	2	-----	-----	1	-----	1	-----	-----
Habeas corpus.....	430	422	284	101	32	2	3	-----	-----	8	1	2	2	1	2	-----	-----
Civil rights.....	222	182	76	52	29	13	11	1	-----	40	5	6	16	9	4	-----	-----
Mandamus, etc.....	62	58	35	12	9	1	1	-----	-----	4	-----	2	1	-----	-----	-----	1
Forfeiture and penalty suits.....	118	112	62	31	11	2	6	-----	-----	6	1	3	1	-----	1	-----	-----
Labor laws:																	
Fair Labor Standards Act.....	178	165	49	63	38	11	3	1	-----	13	2	1	5	5	-----	-----	-----
Labor Management Relations Act.....	400	380	147	134	65	19	13	2	-----	20	1	3	6	5	4	1	-----
Other labor laws.....	65	58	14	22	12	4	6	-----	-----	7	1	2	1	2	1	-----	-----
Protected property rights:																	
Copyright.....	46	40	11	17	8	2	2	-----	-----	6	-----	1	1	-----	3	-----	1
Patent.....	132	124	15	21	17	22	37	9	3	8	-----	1	3	-----	4	-----	-----
Trademark.....	64	63	16	19	11	10	4	2	1	1	-----	-----	-----	-----	1	-----	-----
Securities, commodities and exchanges.....	257	219	67	50	39	21	26	10	6	38	2	5	6	9	13	3	-----
Selective Service Act.....	11	11	9	2	-----	-----	-----	-----	-----	-----	-----	-----	-----	-----	-----	-----	-----
Reapportionment suits.....	17	17	8	7	2	-----	-----	-----	-----	-----	-----	-----	-----	-----	-----	-----	-----
Tax suits.....	236	166	72	66	22	3	3	-----	-----	70	5	14	20	11	10	1	-----
Commerce, interstate.....	104	98	62	24	9	3	-----	-----	-----	6	-----	1	3	2	-----	-----	-----
Narcotic Addict Rehabilitation Act.....	34	33	28	5	-----	-----	-----	-----	-----	1	-----	-----	-----	1	-----	-----	-----
Other statutory actions.....	293	287	120	81	42	21	18	5	-----	6	-----	2	2	-----	1	1	-----

See footnotes at end of table.

TABLE C-8.—U.S. district courts. Length of civil and criminal trials¹ completed during the fiscal year ended June 30, 1973, by nature of suit or offense—Continued

Nature of suit or offense	Total all trials	Nonjury trials							Jury trials								
		Total	Less than 1 day	1 day	2 days	3 days	4 to 9 days	10 to 19 days	20 days and over	Total	Less than 1 day	1 day	2 days	3 days	4 to 9 days	10 to 19 days	20 days and over
Other actions, total.....	271	259	163	72	19	3	1	1		12		1	4	4	3		
Total criminal trials.....	8,571	2,927	1,584	838	302	106	87	9	1	5,644	570	1,055	1,847	965	1,041	136	30
Homicide.....	126	22	14	4	3	1				104	4	9	33	26	30	2	
Robbery.....	703	159	77	46	18	12	6			544	35	75	181	103	140	10	
Assault.....	213	56	37	14	4	1				157	19	34	57	22	23	2	
Burglary.....	57	18	10	5	1					41	4	13	13	8	2	1	
Larceny and theft.....	644	196	111	58	18	7	3	1		448	41	96	142	74	85	4	6
Embezzlement.....	173	53	27	10	9	4	3			120	4	11	39	24	35	7	
Fraud:																	
Income tax.....	274	82	36	19	11	8	7		1	192	6	15	28	40	30	17	3
Other fraud.....	394	123	69	14	15	8	14	3		271	24	32	53	55	82	20	5
Auto theft.....	428	110	80	22	6	2				318	56	75	114	34	34	4	1
Forgery.....	446	130	75	39	11	1	3	1		316	40	73	96	45	53	6	3
Counterfeiting.....	230	64	21	28	7	6	2			175	7	29	55	50	32	2	
Sex offenses.....	96	21	11	9	1					75	3	10	30	12	19	1	
Narcotics: ²																	
Old laws.....	90	35	18	8	6	2	1			55	1	4	17	12	13	8	
New law.....	2,106	757	423	231	68	22	12	1		1,349	128	265	495	245	200	14	2
Escape.....	110	27	17	8	2					83	13	26	33	8	3		
Extortion, racketeering and threats.....	157	42	18	13	3	3	5			115	4	12	25	21	35	15	3
Firearms and weapons.....	618	225	130	70	17	4	4			393	49	106	163	43	29	3	
Miscellaneous general offenses.....	317	121	46	34	21	7	12	1		196	6	23	36	42	76	9	4
Immigration laws.....	127	45	21	21	2	1				82	11	20	35	14	2		
Liquor, Internal Revenue.....	261	80	52	3	4		1			201	66	53	58	20	4		
Selective Service Act.....	534	409	209	134	53	7	6			125	22	31	51	11	8		1
Other Federal statutes.....	458	174	82	50	22	10	8	2		284	26	43	93	56	53	11	2

¹ Includes evidentiary trials (jury and nonjury), hearing on temporary restraining orders and preliminary injunctions, hearings on bankruptcy review petitions, and motions in reorganization proceedings.

² Old law—Harrison Narcotic Drug Act, Marihuana Tax Act, and border registration

of addicts and narcotic law violators was repealed May 1, 1971. It was replaced by the Comprehensive Drug Abuse Prevention and Control Act of 1970 (Public Law 91-613) which became effective May 1, 1971.

TABLE C-8.—U.S. district courts, length of civil and criminal trials¹ completed by nature of suit or offense, fiscal year 1974

Nature of suit or offense	Total all trials	Nonjury trials								Jury trials							
		Total	Less than 1 day	1 day	2 days	3 days	4 to 9 days	10 to 19 days	20 days and over	Total	Less than 1 day	1 day	2 days	3 days	4 to 9 days	10 to 19 days	20 days and over
Total all trials.....	18,572	10,156	4,491	2,888	1,526	544	501	87	20	8,416	788	1,262	2,558	1,584	1,024	228	72
Total civil trials.....	10,972	7,403	2,960	2,158	1,213	460	505	81	26	3,569	410	491	979	688	882	97	22
Contract actions, total.....	2,058	1,444	463	415	297	129	119	16	5	614	71	79	152	114	171	22	5
Insurance.....	383	205	75	66	42	10	11	1	-----	178	22	30	42	34	45	4	1
Marine.....	172	160	52	53	30	14	10	1	-----	12	1	2	3	3	3	-----	-----
Miller Act.....	53	47	9	10	11	4	9	4	-----	6	1	-----	3	-----	1	-----	-----
Negotiable instruments.....	117	98	46	25	21	3	2	1	-----	19	6	1	9	1	-----	2	-----
Other contract actions.....	1,333	934	281	261	193	98	87	9	5	399	41	46	95	76	122	15	4
Real property actions, total.....	487	283	147	64	38	14	15	4	1	204	21	33	57	42	47	3	1
Condemnation of land.....	237	74	47	11	9	3	3	1	-----	163	18	26	48	36	33	2	-----
Other real property actions.....	250	209	100	53	29	11	12	3	1	41	3	7	9	6	14	1	1
Tort actions, total.....	3,338	1,101	370	357	216	70	81	7	-----	2,237	283	312	634	451	521	34	2
Personal injury:																	
Airplane.....	48	23	4	4	6	3	5	1	-----	25	3	1	6	4	7	3	1
Assault, libel, and slander.....	93	33	8	11	6	3	4	1	-----	60	7	7	21	13	11	1	-----
Employers' Liability Act.....	193	27	12	7	6	1	1	-----	166	15	24	48	38	40	1	-----	
Marine.....	652	275	73	89	70	23	18	2	-----	377	29	69	108	80	88	3	-----
Motor vehicle.....	1,119	268	121	85	37	12	13	-----	851	140	135	252	161	150	13	-----	
Other personal injury.....	937	251	87	76	55	15	17	1	-----	686	77	70	177	140	211	10	1
Personal property damage.....	296	224	65	65	36	13	23	2	-----	72	12	6	22	15	14	3	-----
Actions under statutes, total.....	4,848	4,343	1,848	1,245	651	242	284	53	20	505	34	66	134	78	142	37	14
Antitrust laws.....	222	160	53	38	18	17	26	7	3	62	1	1	7	4	24	14	11
Bankruptcy:																	
Trustee suit.....	40	33	10	12	4	2	3	2	-----	7	1	-----	3	2	1	-----	
Other bankruptcy suits.....	235	233	140	61	10	10	12	-----	2	-----	-----	2	-----	-----	-----	-----	
Civil rights.....	1,470	1,262	471	363	251	67	86	20	4	208	16	34	61	42	50	5	-----
Prisoner petitions:																	
Motions to vacate sentence.....	111	111	65	29	17	-----	-----	-----	-----	-----	-----	-----	-----	-----	-----	-----	-----
Habeas corpus.....	382	375	238	97	29	5	6	-----	7	2	-----	2	1	2	-----	-----	
Civil rights.....	306	261	133	68	37	9	11	2	1	45	6	7	16	7	7	2	-----
Mandamus, etc.....	45	45	30	10	5	-----	-----	-----	-----	-----	-----	-----	-----	-----	-----	-----	-----
Forfeiture and penalty suits.....	194	188	112	52	15	4	4	1	-----	6	2	2	-----	1	1	-----	
Labor laws:																	
Fair Labor Standards Act.....	157	146	51	50	27	11	7	-----	11	1	2	3	2	3	-----	-----	
Labor Management Relations Act.....	384	362	147	119	59	22	14	1	-----	22	1	2	4	2	11	1	1
Other labor laws.....	72	68	24	23	4	10	7	-----	4	-----	1	-----	-----	2	1	-----	

TABLE C-8.—U.S. district courts, length of civil and criminal trials¹ completed by nature of suit or offense, fiscal year 1974—Continued

Nature of suit or offense	Total all trials	Nonjury trials								Jury trials							
		Total	Less than 1 day	1 day	2 days	3 days	4 to 9 days	10 to 19 days	20 days and over	Total	Less than 1 day	1 day	2 days	3 days	4 to 9 days	10 to 19 days	20 days and over
Protected property rights:																	
Copyright	43	38	12	10	11	2	2	1		5		2			2	1	
Patent	117	111	15	15	11	20	40	9	1	6					4	2	
Trademark	77	73	22	22	18	3	8			4				2		2	
Securities, commodities, and exchanges	301	254	74	55	48	26	39	6	6	47		5	9	6	19	7	1
Selective Service Act	4	4	1	2		1											
Reappointment suits	11	11	2	4	2	3											
Tax suits	235	190	73	72	26	13	5	1		45	2	5	24	4	10		
Commerce, interstate	90	81	39	28	11	1	1			9		2	4		3		
Narcotic Addict Rehabilitation Act	7	6	4	2						1					1		
Other statutory actions	345	331	132	113	50	16	13	3	4	14	2	3	1	2	3	2	1
Other actions, total	241	232	132	77	11	5	6	1		9	1	1	2	3	1	1	
Total criminal trials	7,600	2,753	1,531	739	313	84	86	6	3	4,847	378	771	1,570	896	1,042	131	50
Homicide	75	26	14	9	3					49	2	3	8	13	18	4	1
Robbery	559	160	80	44	26	6	4			399	20	38	125	90	118	7	1
Assault	206	60	35	16	5		4			140	15	27	56	26	20	2	
Burglary	72	37	24	9	3	1				35	4	7	14	5			
Larceny and theft	539	171	102	31	24	5	8	1		368	25	62	121	75	77	6	2
Embezzlement	149	49	24	13	9		3			100	4	6	20	22	32	6	1
Fraud:																	
Income tax	318	94	44	21	14	5	10			224	5	17	50	41	88	21	2
Other fraud	378	124	59	30	10	8	14	2	1	254	10	25	59	40	81	29	10
Auto theft	340	92	69	12	9		2			248	36	54	95	35	26	2	
Forgery	478	166	109	36	16	3	1		1	312	32	55	121	57	38	5	4
Counterfeiting	161	50	26	12	9	3				111	13	11	38	24	23	2	
Sex offenses	52	21	10	5	5		1			31	1	4	14	6			
Narcotics:																	
Old laws ²	27	11	6	2	3					16		3	3	3	7		
New laws ³	1,994	735	391	197	96	27	21	2	1	1,259	87	210	430	247	254	19	12
Escape	141	55	37	15	2	1				86	9	32	30	8			
Extortion, racketeering, and threats	184	55	27	12	9	4	3			129	5	12	31	19	48	10	4
Firearms and weapons	633	253	161	66	19	6	1			380	54	91	144	57	32		2
Miscellaneous general offenses	295	90	41	23	10	6	6	1		205	10	21	51	39	70	10	4
Immigration laws	126	54	26	22	4	1	1			72	4	13	29	13	11		2
Liquor, internal revenue	124	38	30	6	2					86	18	20	34	10	4		
Selective Service Act	319	221	110	88	17	4	2			98	14	27	30	20	7		
Other Federal Statutes	430	191	106	58	18	4	5			239	10	33	67	46	70	8	5

¹ Includes evidentiary trials (jury and nonjury), hearings on temporary restraining orders and preliminary injunctions, hearings on bankruptcy review petitions, and motions in reorganization proceedings.

² Old law—Harrison Narcotic Drug Act, Marihuana Tax Act and Border registration of addicts and narcotic law violators was repealed May 1, 1971.

³ New law—Comprehensive Drug Abuse Prevention and Control Act of 1970 (Public Law 91-513) which became effective May 1, 1971.

TABLE C-8.—U.S. district courts, length of civil and criminal trials¹ completed by nature of suit or offense, fiscal year 1975

Nature of suit or offense	Total all trials	Nonjury trials								Jury trials							
		Total	Less than 1 day	1 day	2 days	3 days	4 to 9 days	10 to 19 days	20 days and over	Total	Less than 1 day	1 day	2 days	3 days	4 to 9 days	10 to 19 days	20 days and over
Total all trials.....	19,236	10,629	4,625	3,007	1,597	625	664	85	26	8,607	821	1,265	2,543	1,558	2,004	270	56
Total civil trials.....	11,603	7,903	3,079	2,314	1,277	534	603	72	24	3,700	425	467	1,050	682	935	120	21
Contract actions, total.....	2,185	1,589	540	485	274	142	127	16	5	596	58	72	163	104	173	24	2
Insurance.....	355	205	78	73	25	15	14			150	20	19	46	26	33	6	
Marine.....	218	210	60	65	41	22	21	1		8		2	2	1	3		
Miller Act.....	57	51	14	20	7	7	2	1		6			1	5	2		
Negotiable instruments.....	132	112	53	36	17	5	1			20	4	6	7	1	2		
Other contract actions.....	1,423	1,011	335	291	184	93	89	14	5	412	34	45	107	73	133	18	2
Real property actions, total.....	480	319	189	67	37	7	18		1	161	19	18	54	32	32	6	
Condemnation of land.....	222	94	67	12	10	1	3		1	128	16	18	42	27	20	5	
Other real property actions.....	258	225	122	55	27	6	15			33	3		12	5	12	1	
Tort actions, total.....	3,425	1,114	379	340	205	88	91	9	2	2,311	296	311	653	432	570	45	4
Personal injury:																	
Airplane.....	42	21	3	5	2	5	6			21	1	3	2	6	4	3	2
Assault, libel, and slander.....	108	39	14	9	12	2	2			69	9	8	19	17	14	1	1
Employers' Liability Act.....	209	33	16	5	6	4	2			176	25	19	51	36	44	1	
Marine.....	589	257	72	95	54	19	14	3		332	27	51	86	66	99	3	
Motor vehicle.....	1,137	214	92	71	28	13	9	1		923	146	135	268	167	193	14	
Other personal injury.....	951	264	90	63	51	22	34	4		687	75	79	199	126	188	19	1
Personal property damage.....	389	286	92	92	52	23	24	1	2	103	13	16	28	14	28	4	
Actions under statutes, total.....	5,212	4,588	1,768	1,357	744	291	365	47	16	624	51	64	179	111	159	45	15
Antitrust laws.....	188	132	36	43	18	3	20	6	4	56	2	2	6	4	17	15	10
Bankruptcy:																	
Trustee suit.....	32	28	11	7	5	1	4			4	1		1	2			
Other bankruptcy suits.....	132	129	63	39	8	9	10			3			2	1			
Civil rights.....	1,673	1,417	455	445	270	112	109	21	5	256	23	23	85	50	68	6	1
Prisoner petitions:																	
Motions to vacate sentence.....	97	97	46	27	16	7		1									
Habeas corpus.....	400	394	250	100	30	5	8		1	6			2	2	1	1	
Civil rights.....	367	300	138	65	52	23	22			67	11	7	17	14	14	4	
Mandamus, etc.....	43	37	18	13	5		1			6		1	3	2			
Forfeiture and penalty suits.....	148	134	68	46	16	2	2			14	4	2	4	3	1		
Labor laws:																	
Fair Labor Standards Act.....	148	135	43	46	33	10	3			13		2	7	1	3		
Labor Management Relations Act.....	440	416	181	130	65	17	19	3	1	24	2	3	7	7	5		
Other labor laws.....	117	111	38	37	15	11	10			6		1	2		3		

TABLE C-8.—U.S. district courts, length of civil and criminal trials¹ completed by nature of suit or offense, fiscal year 1975—Continued

Nature of suit or offense	Total all trials	Nonjury trials								Jury trials							
		Total	Less than 1 day	1 day	2 days	3 days	4 to 9 days	10 to 19 days	20 days and over	Total	Less than 1 day	1 day	2 days	3 days	4 to 9 days	10 to 19 days	20 days and over
Protected property rights:																	
Copyright.....	53	52	21	14	7	5	5			1				1			
Patent.....	142	127	13	22	13	15	53	7	4	15			3	3	5	4	
Trademark.....	104	98	23	31	27	6	11			6		1	1		4		
Securities, commodities, and exchanges.....	353	280	66	76	55	36	47	5	1	67	2	8	10	8	23	12	4
Selective Service Act.....	2	2	1		1												
Reapportionment suits.....	6	6	5		1												
Tax suits.....	249	189	70	66	29	11	13			60	3	11	25	10	10	1	
Commerce, interstate.....	89	85	42	31	10	1	1			4	2	2					
Narcotic Addict Rehabilitation Act.....	6	5	4				1			1				1			
Other statutory actions.....	423	408	174	110	68	17	26	4		15	1	1	4	2	5	2	
Other actions, total.....	301	293	203	65	17	6	2			8	1	2	1	3	1		
Total criminal trials.....	7,633	2,726	1,546	693	320	91	61	13	2	4,907	396	798	1,493	876	1,159	150	35
Homicide.....	79	26	13	9	1	2	1			53	1	4	19	12	17		
Robbery.....	624	184	98	50	28	6	2			440	24	60	137	108	102	8	1
Assault.....	161	44	21	15	5	1	1	1		117	16	20	43	19	18		1
Burglary.....	61	32	22	5	4	1				29	2	6	11	4	6		
Larceny and theft.....	659	219	126	56	29	6	1	1		440	40	68	132	93	94	12	1
Embezzlement.....	164	47	26	10	6	1	4			117	6	14	34	19	40	4	
Fraud:																	
Income tax.....	302	80	38	18	13	4	5	2		222	12	23	38	38	93	16	2
Other fraud.....	437	144	72	31	20	7	11	3		293	17	16	63	54	112	22	0
Auto theft.....	317	80	49	19	9	2	1			237	26	57	90	36	28		
Forgery.....	515	174	97	45	20	7	4		1	341	33	68	116	64	58	1	1
Counterfeiting.....	124	39	22	8	5	3	1			85	8	10	29	14	22	1	1
Sex offenses.....	78	26	16	7	2		1			52	3	9	16	16	8		
Narcotics:																	
Old laws ²	25	13	8		1	2	2			12		4	4		1	3	
New laws ³	1,953	739	450	170	85	23	10	1		1,214	93	210	400	205	260	29	11
Escape.....	130	48	35	8	4	1				82	10	19	30	11	12		
Extortion, racketeering, and threats.....	147	50	23	15	8	2	2			97	7	8	11	10	44	16	1
Firearms and weapons.....	748	281	156	91	25	6	2	1		467	51	106	175	72	58	4	1
Miscellaneous general offenses.....	381	146	68	43	19	7	8		1	235	11	28	40	46	85	22	3
Immigration laws.....	122	50	29	15	5			1		72	3	19	24	12	14		
Liquor, Internal Revenue.....	94	34	27	3	4					60	16	18	15	7	4		
Selective Service Act.....	79	50	29	13	6	2				29	7	5	13	1	3		
Other Federal statutes.....	433	220	121	62	21	8	5	3		213	10	26	55	35	74	12	3

¹ Includes evidentiary trials (jury and nonjury), hearings on temporary restraining orders and preliminary injunctions, hearings on bankruptcy review petitions, and motions in reorganization proceedings.

² Old law—Harrison Narcotic Drug Act, Marihuana Tax Act and Border registration of addicts and narcotic law violators was repealed May 1, 1971. It was replaced by the:

³ Comprehensive Drug Abuse Prevention and Control Act of 1970 (P.L. 91-513) which became effective May 1, 1971.

TABLE C-8.—U.S. district courts, length of civil and criminal trials¹ completed, by nature of suit or offense, fiscal year 1976

Nature of suit or offense	Total all trials	Nonjury trials								Jury trials							
		Total	Less than 1 day	1 day	2 days	3 days	4 to 9 days	10 to 19 days	20 days and over	Total	Less than 1 day	1 day	2 days	3 days	4 to 9 days	10 to 19 days	20 days and over
Total all trials	19,580	10,871	4,935	2,945	1,629	627	619	78	38	8,709	719	1,177	2,592	1,725	2,154	259	83
Total civil trials	11,656	8,098	3,308	2,305	1,316	519	541	73	36	3,558	335	452	1,015	735	906	82	33
Contract actions, total	2,206	1,583	500	482	313	145	124	13	6	623	62	78	181	129	135	30	8
Insurance	420	246	87	78	53	15	11	2		174	16	22	60	40	27	8	1
Marine	181	172	49	52	39	15	15	1	1	9		1	3	4	1		
Miller Act	51	48	13	16	15	2	2			3			1	2			
Negotiable instruments	123	90	40	29	14	7				33	4	6	11	8	3	1	
Other contract actions	1,431	1,027	311	307	192	106	96	10	5	404	42	49	106	75	104	21	7
Real property actions, total	488	355	192	89	40	19	14	1		133	13	17	32	28	40	3	
Condemnation of land	206	108	71	24	7	5	1			98	5	15	28	21	28	1	
Other real property actions	282	247	121	65	33	14	13	1		35	8	2	4	7	12	2	
Tort actions, total	3,161	1,094	402	311	208	65	98	7	3	2,067	207	260	582	438	539	32	9
Personal injury:																	
Airplane	73	39	8	8	6	5	10	1	1	34	3	3	8	7	7	3	3
Assault, libel and slander	97	27	10	9	5	3	1			70	8	12	20	11	17	2	
Employers' Liability Act	156	27	10	9	6	2				129	12	15	40	30	32		
Marine	469	195	68	64	37	10	16			274	20	35	70	64	51	3	1
Motor vehicle	968	213	102	54	39	10	7	1		755	99	115	221	158	153	8	1
Other personal injury	987	284	92	75	62	16	35	3	1	703	59	68	188	152	218	14	4
Personal property damage	411	309	112	93	53	19	29	2		102	6	12	35	16	31	2	
Actions under statutes, total	5,558	4,830	2,073	1,357	738	283	301	51	27	728	53	92	219	139	192	17	16
Antitrust laws	212	162	46	37	29	18	20	8	4	50	1	1	5	8	22	6	7
Bankruptcy:																	
Trustee suit	29	26	7	10	5	2	2			3			2	1			
Other Bankruptcy suits	176	176	112	38	12	5	8										
Civil rights	1,887	1,525	546	447	285	114	113	10	10	362	22	51	119	73	90	4	3
Prisoner petitions:																	
Motions to vacate sentence	94	92	56	29	4	3				2	1		1				
Habeas corpus	347	339	234	75	23	4	3			8	2	1	2	3			
Civil rights	335	269	148	54	39	12	10	6		66	9	9	24	10	14		
Mandamus, etc.	56	50	27	16	4		2			6	2			3	1		
Forfeiture and penalty suits	188	177	97	56	18	4	2			11	1	3	3	2	2		
Labor laws:																	
Fair Labor Standards Act	119	110	31	45	26	6	2			9	2	1	1	1	4		
Labor Management Relations Act	528	512	245	148	84	22	11	1	1	16	2	1	2	6	5		
Other labor laws	146	131	64	41	20	8	7			15	1	2	8	2	2		
Protected property rights:																	
Copyright	58	55	15	23	8	4	4	1		3			2	1			
Patent	112	104	23	13	16	11	31	7	3	8			1	1	5	1	
Trademark	96	91	24	27	21	6	10	3		5	1			1	2		
Securities, commodities and exchanges	335	273	80	62	48	23	43	12	5	62	3	2	11	10	26	4	6
Selective Service Act																	
Reapportionment suits	14	14	8	4	1	1											
Tax suits	275	197	92	59	27	13	4	2		78	5	16	26	15	16		
Commerce, Interstate	75	66	32	23	6	3	2			9		2	5	1	1		
Narcotic Addict Rehabilitation Act	4	4	3		1												
Other statutory actions	472	457	192	150	61	24	27	1	2	15	1	3	6	3	3		
Other actions, total	243	236	141	66	17	7	4	1		7		5	1	1			
Total criminal trials	7,924	2,773	1,627	640	313	108	78	5	2	5,151	384	725	1,577	990	1,248	177	50
Homicide	78	26	9	9	4	2	2			52		4	17	11	20		
Robbery	672	181	95	49	26	6	5			491	23	49	143	126	142	7	1
Assault	205	52	32	12	5	1	2			153	18	35	53	28	19		
Burglary	67	24	15	7	2					43	4	12	14	8	5		
Larceny and theft	664	218	127	53	22	7	9			446	32	69	138	90	103	12	2
Embezzlement	199	56	30	14	8	1	3			143	10	17	41	30	32	8	5
Fraud:																	
Income tax	308	88	36	19	13	9	9	1	1	220	4	14	36	44	96	22	4
Other fraud	488	121	65	22	17	4	11	2		367	19	23	85	68	132	28	12
Auto theft	296	7	46	20	11					219	24	45	91	28	30	1	
Forgery	560	210	133	48	18	9	1	1		350	45	49	130	59	61	4	2
Counterfeiting	114	32	15	10	5	2				82	7	11	27	20	16	1	
Sex offenses	58	21	11	8	1		1			37	4	7	13	5	8		
Narcotics:																	
Old laws ²	22	10	8	1			1			12	2		5	2	1	1	1
New laws ³	2,048	819	502	161	105	34	17			1,229	92	173	377	242	298	37	10
Escape	130	42	28	11	1	1	1			88	13	16	32	16	10	1	
Extortion, racketeering and threats	206	50	18	20	5	2	4	1		156	4	10	30	25	61	20	3
Firearms and weapons	764	276	181	57	23	11	4			488	46	121	183	76	59	3	
Misc. general offenses	328	127	54	41	19	9	3			201	9	15	48	33	83	11	2
Immigration laws	123	53	35	9	6	3				76	5	17	29	13	9	2	1
Liquor, Internal Revenue	49	20	16	2	1	1				29	5	8	8	6	2		
Selective Service Act	28	19	10	6	2		1			9	1		2	3	1	2	
Other Federal statutes	511	251	161	61	19	6	4			260	17	30	75	54	60	17	7

¹Includes evidentiary trials (jury and nonjury), hearings on temporary restraining orders and preliminary injunctions, hearings on bankruptcy review petitions, and motions in reorganization proceedings.

²Old law—Harrison Narcotic Drug Act, Marihuana Tax Act and Border registration of addicts and narcotic law violators was repealed May 1, 1971. It was replaced by the:

³Comprehensive Drug Abuse Prevention and Control Act of 1970 (P.L. 91-513) which became effective May 1, 1971.

TABLE C 8. U.S. DISTRICT COURTS
LENGTH OF CIVIL AND CRIMINAL TRIALS* COMPLETED, BY NATURE OF SUIT OR OFFENSE
FOR THE TWELVE MONTH PERIOD ENDED JUNE 30, 1977

NATURE OF SUIT OR OFFENSE	TOTAL ALL TRIALS	NONJURY TRIALS								JURY TRIALS							
		TOTAL	LESS THAN 1 DAY	1 DAY	2 DAYS	3 DAYS	4 TO 9 DAYS	10 TO 19 DAYS	20 DAYS AND OVER	TOTAL	LESS THAN 1 DAY	1 DAY	2 DAYS	3 DAYS	4 TO 9 DAYS	10 TO 19 DAYS	20 DAYS AND OVER
TOTAL ALL TRIALS.....	18,827	10,453	4,712	2,727	1,634	585	673	93	29	8,374	654	1,095	2,359	1,639	2,277	279	71
TOTAL CIVIL TRIALS.....	11,604	7,792	3,184	2,106	1,324	488	577	86	27	3,812	348	516	1,087	741	987	104	29
CONTRACT ACTIONS, TOTAL.....	2,132	1,464	487	419	293	119	118	25	3	668	70	77	198	111	182	21	9
INSURANCE.....	373	188	69	55	45	11	8	-	-	185	31	25	50	33	45	-	1
MARINE.....	183	172	45	59	31	25	9	3	-	11	1	-	3	2	5	-	-
MILLER ACT.....	48	44	18	14	8	4	-	-	-	4	-	-	1	-	1	1	1
NEGOTIABLE INSTRUMENTS.....	126	101	43	27	15	9	7	-	-	25	2	3	11	6	2	1	1
OTHER CONTRACT ACTIONS.....	1,402	959	312	264	194	70	94	22	3	443	36	49	133	70	129	20	6
REAL PROPERTY ACTIONS, TOTAL.....	483	338	189	75	45	14	11	2	2	145	14	19	38	30	41	3	-
CONDEMNATION OF LAND.....	162	64	42	15	5	1	1	-	-	98	6	16	27	18	30	1	-
OTHER REAL PROPERTY ACTIONS.....	321	274	147	60	40	13	10	2	2	47	8	3	11	12	11	2	-
TORT ACTIONS, TOTAL.....	3,261	1,064	356	299	225	82	99	2	1	2,197	206	312	657	443	532	41	6
PERSONAL INJURY																	
AIRPLANE.....	66	32	8	2	7	5	9	-	1	34	1	3	8	5	14	1	2
ASSAULT, LIBEL AND SLANDER.....	108	29	6	9	10	3	1	-	-	79	8	11	29	9	20	2	-
EMPLOYERS' LIABILITY ACT.....	173	24	11	7	4	1	1	-	-	149	15	26	41	35	31	1	-
MARINE.....	619	251	69	74	68	19	21	-	-	368	26	73	108	73	83	4	1
MOTOR VEHICLE.....	849	192	80	60	26	19	7	-	-	657	77	94	223	119	132	12	-
OTHER PERSONAL INJURY.....	1,038	252	82	62	57	18	33	-	-	786	72	86	208	177	223	17	3
PERSONAL PROPERTY DAMAGE.....	407	284	100	85	53	17	27	2	-	123	7	19	39	25	29	4	-
ACTIONS UNDER STATUTES, TOTAL.....	5,487	4,691	1,986	1,258	752	271	347	57	20	796	58	105	193	157	231	38	14
ANTITRUST LAWS.....	213	151	39	48	22	12	21	6	3	62	-	5	3	6	27	15	6
BANKRUPTCY																	
TRUSTEE SUITS.....	30	28	14	9	2	1	4	1	-	2	-	-	-	-	2	-	-
OTHER BANKRUPTCY SUITS.....	150	147	91	30	11	8	4	2	1	3	-	-	2	-	-	-	-
CIVIL RIGHTS.....	2,073	1,659	577	462	321	116	151	22	10	414	34	61	102	89	120	6	2
PRISONER PETITIONS																	
MOTIONS TO VACATE SENTENCE..	54	53	33	12	4	1	3	-	-	1	-	-	-	1	-	-	-
HABEAS CORPUS.....	326	314	210	57	36	7	3	-	1	12	1	-	6	2	3	-	-
CIVIL RIGHTS.....	345	260	152	55	32	6	13	1	1	85	10	17	30	14	12	2	-
MANDAMUS, ETC.....	29	29	17	9	2	1	-	-	-	-	-	-	-	-	-	-	-
FORFEITURE AND PENALTY SUITS..	137	132	79	43	6	1	3	-	-	5	1	3	-	1	-	-	-
LABOR LAWS																	
FAIR LABOR STANDARDS ACT....	128	114	33	31	32	7	10	-	1	14	3	1	5	-	5	-	-
LABOR MANAGEMENT RELATIONS ACT..	447	425	200	121	62	23	18	1	-	22	-	1	4	7	8	1	1
OTHER LABOR LAWS.....	171	155	61	45	32	12	5	-	-	16	3	2	4	6	1	-	-
PROTECTED PROPERTY RIGHTS																	
COPYRIGHT.....	62	59	25	12	12	2	7	1	-	3	-	1	1	-	1	-	-
PATENT.....	113	102	22	13	21	14	24	8	-	11	1	1	-	1	4	4	-
TRADEMARK.....	109	107	39	38	16	3	9	2	-	2	-	-	-	-	2	-	-
SECURITIES, COMMODITIES AND EXCHANGES																	
SELECTIVE SERVICE ACT.....	321	252	90	55	43	25	30	6	3	69	2	4	10	10	30	9	4
REAPPOINTMENT SUITS.....	10	10	7	1	-	-	2	-	-	-	-	-	-	-	-	-	-
TAX SUITS.....	208	160	68	54	23	10	5	-	-	48	1	7	18	14	8	-	-
INTERSTATE COMMERCE.....	54	46	14	20	7	2	2	1	-	8	-	1	2	-	4	-	1
NARCOTIC ADDICT REHABILITATION ACT..	1	1	1	-	-	-	-	-	-	-	-	-	-	-	-	-	-
OTHER STATUTORY ACTIONS.....	506	487	214	143	68	20	36	6	-	19	2	1	6	6	3	1	-
OTHER ACTIONS, TOTAL.....	241	235	166	55	9	2	2	1	-	6	-	3	1	-	1	1	-
TOTAL CRIMINAL TRIALS.....	7,222	2,661	1,528	621	310	97	96	7	2	4,561	306	579	1,271	898	1,290	175	42
HOMICIDE.....	76	23	14	4	1	2	2	-	-	53	5	2	12	9	22	1	2
ROBBERY.....	596	165	93	37	21	5	9	-	-	431	20	45	113	97	144	11	1
ASSAULT.....	183	47	24	14	6	2	1	-	-	136	10	23	53	27	23	-	-
BURGLARY.....	56	29	16	12	1	-	-	-	-	27	3	9	9	3	3	-	-
LARCENY AND THEFT.....	589	215	120	61	22	7	4	1	-	374	32	50	101	88	95	8	-
EMBEZZLEMENT.....	193	43	22	11	3	1	5	1	-	150	8	13	38	29	48	10	4
FRAUD																	
INCOME TAX.....	361	99	43	17	17	10	12	-	-	262	11	15	59	64	101	10	2
OTHER FRAUD.....	554	152	76	28	24	9	14	1	-	402	10	35	69	66	159	50	13
AUTO THEFT.....	211	50	33	12	4	1	-	-	-	161	16	23	59	31	31	1	-
FORGERY.....	463	168	108	37	14	5	4	-	-	295	23	49	100	59	59	5	-
COUNTERFEITING.....	105	35	19	9	5	2	-	-	-	70	4	11	27	15	13	-	-
SEX OFFENSES.....	52	21	14	6	1	-	-	-	-	31	3	1	11	11	4	1	-
NARCOTICS 1																	
OLD LAWS.....	12	5	2	3	-	-	-	-	-	7	-	-	2	1	4	-	-
DAPCA.....	1,813	745	443	162	92	29	18	1	-	1,068	74	135	301	212	304	34	8
ESCAPE.....	118	46	37	6	5	1	1	-	-	72	8	13	28	14	8	1	-
EXTORTION, RACKETEERING AND THREATS																	
THREATS.....	188	59	34	13	6	2	2	1	1	129	4	5	26	25	53	11	5
FIREARMS AND WEAPONS.....	668	272	155	79	31	2	5	-	-	396	42	82	147	57	67	1	-
MISC. GENERAL OFFENSES.....	328	120	62	34	8	7	8	1	-	208	14	15	38	37	83	17	4
IMMIGRATION LAWS.....	170	86	55	16	12	1	2	-	-	84	7	32	24	11	9	1	-
LIQUOR, INTERNAL REVENUE.....	15	6	6	-	-	-	-	-	-	9	2	-	4	3	-	-	-
SELECTIVE SERVICE ACT.....	14	12	12	-	-	-	-	-	-	2	-	-	2	-	-	-	-
OTHER FEDERAL STATUTES.....	457	263	144	60	38	10	9	1	1	194	10	21	48	39	60	13	3

INCLUDES EVIDENTIARY TRIALS (JURY AND NONJURY), HEARING ON TEMPORARY RESTRAINING ORDERS AND PRELIMINARY INJUNCTIONS, HEARINGS ON BANKRUPTCY REVIEW PETITIONS, AND MOTIONS IN REORGANIZATION PROCEEDINGS.
1 OLD LAW - HARRISON NARCOTIC DRUG ACT, MARIHUANA TAX ACT AND BORDER REGISTRATION OF ADDICTS AND NARCOTIC LAW VIOLATORS WAS REPLACED MAY 1, 1971. IT WAS REPLACED BY THE COMPREHENSIVE DRUG ABUSE PREVENTION AND CONTROL ACT OF 1973 (P.L. 91-513) WHICH BECAME EFFECTIVE MAY 1, 1971.

TABLE C8. U.S. DISTRICT COURTS
 LENGTH OF CIVIL AND CRIMINAL TRIALS COMPLETED, BY NATURE OF SUIT OR OFFENSE
 FOR THE TWELVE MONTH PERIOD ENDED JUN. 30, 1978
 (EXCLUDES TRIALS OF MISCELLANEOUS CASES)

NATURE OF SUIT OR OFFENSE	TOTAL ALL TRIALS	NONJURY TRIALS							JURY TRIALS						
		TOTAL	1 DAY	2 DAYS	3 DAYS	4 TO 9 DAYS	10 TO 19 DAYS	20 DAYS AND OVER	TOTAL	1 DAY	2 DAYS	3 DAYS	4 TO 9 DAYS	10 TO 19 DAYS	20 DAYS AND OVER
TOTAL ALL TRIALS.....	18725	11545	8150	1822	687	771	81	34	7180	1208	2009	1531	2089	263	80
TOTAL CIVIL TRIALS.....	11389	8201	5474	1401	578	642	73	33	3188	519	898	716	923	108	24
CONTRACT ACTIONS, TOTAL.....	2050	1485	934	292	108	125	19	7	565	92	173	99	171	21	9
INSURANCE.....	365	197	128	49	12	7	-	-	168	31	64	29	39	5	-
MARINE.....	181	185	90	47	10	14	2	2	16	2	4	1	12	2	-
MILLER ACT.....	53	42	29	11	1	1	-	-	11	4	4	1	2	-	-
NEGOTIABLE INSTRUMENTS.....	133	114	90	12	6	6	-	-	19	2	8	5	3	-	1
OTHER CONTRACT ACTIONS.....	1318	967	597	173	79	97	16	5	351	53	93	63	120	14	8
REAL PROPERTY ACTIONS, TOTAL.....	384	286	219	33	16	15	3	-	98	12	26	23	33	4	-
CONDEMNATION OF LAND.....	124	64	51	6	4	3	-	-	60	5	13	14	24	4	-
OTHER REAL PROPERTY ACTIONS.....	260	222	168	27	12	12	3	-	38	7	13	9	9	-	-
TORT ACTIONS TOTAL.....	2765	1005	600	200	101	100	1	3	1760	291	518	418	482	49	2
PERSONAL INJURY															
AIRPLANE.....	69	19	5	3	5	6	-	-	44	4	10	8	17	4	1
ASSAULT, LIBEL AND SLANDER.....	85	91	21	5	2	3	-	-	54	11	11	17	12	3	-
EMPLOYERS' LIABILITY ACT.....	141	22	11	6	3	2	-	-	119	21	34	29	33	2	-
MARINE.....	466	218	131	47	21	19	-	-	248	52	69	62	63	2	-
MOTOR VEHICLE.....	718	171	100	42	14	15	-	-	547	115	192	114	119	7	-
OTHER PERSONAL INJURY.....	948	305	177	54	33	39	1	1	643	70	163	167	213	29	1
PERSONAL PROPERTY DAMAGE.....	344	239	155	43	23	16	-	2	105	18	39	21	25	2	-
ACTIONS UNDER STATUTES, TOTAL.....	6033	5272	3587	864	353	395	50	23	761	122	181	175	237	34	12
ANTITRUST LAWS.....	204	153	88	26	10	21	6	2	51	3	4	4	27	6	7
BANKRUPTCY															
TRUSTEE SUITS.....	30	25	19	5	-	1	-	-	5	2	-	-	3	-	-
OTHER BANKRUPTCY SUITS.....	197	194	161	16	10	5	2	-	3	1	-	1	1	-	-
CIVIL RIGHTS.....	2400	2033	1204	421	188	188	20	12	367	50	93	96	112	15	1
PRISONER PETITIONS															
MOTIONS TO VACATE SENTENCE.....	49	47	36	9	1	1	-	-	2	-	-	1	1	-	-
HABEAS CORPUS.....	273	264	220	33	5	5	1	-	9	4	2	1	1	1	-
CIVIL RIGHTS.....	348	276	218	31	9	13	2	3	72	23	21	11	15	2	-
MANDAMUS, ETC.....	18	15	11	2	2	-	-	-	3	-	2	1	-	-	-
FORFEITURE AND PENALTY SUITS.....	172	168	149	10	5	4	-	-	4	1	-	2	1	-	-
LABOR LAWS															
FAIR LABOR STANDARDS ACT.....	113	105	63	22	8	10	2	-	8	2	4	1	1	-	-
LABOR MANAGEMENT RELATIONS ACT.....	396	370	277	60	16	15	2	-	26	6	5	6	9	-	-
OTHER LABOR LAWS.....	205	182	118	33	16	15	-	-	29	5	5	6	5	2	-
PROTECTED PROPERTY RIGHTS															
COPYRIGHT.....	50	50	34	9	5	2	-	-	-	-	-	-	-	-	-
PATENT.....	94	86	24	11	12	31	6	2	8	-	-	4	3	-	1
TRADEMARK.....	127	117	73	22	8	14	-	-	10	1	-	2	5	2	-
SECURITIES, COMMODITIES AND EXCHANGES															
SELECTIVE SERVICE ACT.....	311	243	133	51	21	32	3	3	68	6	10	9	35	5	3
REAPPORTIONMENT SUITS.....	2	2	2	-	-	-	-	-	-	-	-	-	-	-	-
TAX SUITS.....	325	264	215	32	8	9	-	-	61	10	25	16	10	-	-
INTERSTATE COMMERCE.....	59	48	38	5	3	2	-	-	11	-	3	7	1	-	-
NARCOTIC ADDICT REHABILITATION ACT.....	-	-	-	-	-	-	-	-	-	-	-	-	-	-	-
OTHER STATUTORY ACTIONS.....	660	630	504	66	26	27	6	1	30	8	7	7	7	1	-
OTHER ACTIONS, TOTAL.....	157	153	134	12	-	7	-	-	4	2	-	1	-	-	1
TOTAL CRIMINAL TRIALS.....	7336	3344	2676	421	109	177	8	1	3992	689	1111	815	1166	155	56
HOMICIDE.....	80	30	23	5	-	2	-	-	50	11	16	11	12	-	-
ROBBERY.....	477	195	144	35	7	8	1	-	282	46	73	76	81	4	2
ASSAULT.....	158	62	50	6	1	4	1	-	96	19	35	25	17	-	-
BURGLARY.....	56	35	31	3	-	1	-	-	21	8	9	3	1	-	-
LARCENY AND THEFT.....	603	257	215	33	5	4	-	-	346	73	116	60	87	9	1
EMBEZZLEMENT.....	196	83	73	9	-	1	-	-	113	12	26	28	39	7	1
FRAUD															
INCOME TAX.....	365	119	87	16	4	11	1	-	246	23	45	48	112	12	6
OTHER FRAUD.....	645	236	161	35	13	24	2	1	409	45	81	54	168	40	21
AUTO THEFT.....	232	90	79	8	1	2	-	-	142	40	48	30	24	-	-
FORGERY.....	531	267	232	21	6	7	1	-	264	48	95	56	57	6	2
COUNTERFEITING.....	134	64	42	14	5	3	-	-	70	11	20	14	25	-	-
SEX OFFENSES.....	51	23	20	2	1	-	-	-	28	4	9	10	4	1	-
NARCOTICS#															
OLD LAWS.....	18	12	7	2	-	3	-	-	6	-	1	-	3	1	1
DAPCA.....	1687	809	625	119	34	30	1	-	878	120	228	196	296	30	8
ESCAPE.....	125	59	49	6	3	1	-	-	66	19	22	17	7	-	1
EXTORTION, RACKETEERING AND THREATS															
FIREARMS AND WEAPONS.....	171	61	40	12	4	5	-	-	110	7	15	16	46	19	7
MISC. GENERAL OFFENSES.....	852	436	375	48	7	5	1	-	416	127	146	77	59	7	-
IMMIGRATION LAWS.....	284	123	92	15	8	8	-	-	161	13	39	38	59	7	5
LIQUOR INTERNAL REVENUE.....	257	161	145	10	3	3	-	-	96	31	49	15	10	-	-
SELECTIVE SERVICE ACT.....	25	14	14	-	-	-	-	-	11	5	4	2	-	-	-
OTHER FEDERAL STATUTES.....	389	208	172	22	7	7	-	-	181	27	43	39	59	12	1

INCLUDES HEARINGS ON TEMPORARY RESTRAINING ORDERS AND PRELIMINARY INJUNCTIONS, HEARINGS ON CONTESTED MOTIONS AND OTHER CONTESTED PROCEEDINGS IN WHICH EVIDENCE IS INTRODUCED.

TABLE C8. U.S. DISTRICT COURTS
 LENGTH OF CIVIL AND CRIMINAL TRIALS COMPLETED, BY NATURE OF SUIT OR OFFENSE
 FOR THE TWELVE MONTH PERIOD ENDED JUNE 30, 1979
 (EXCLUDES TRIALS OF MISCELLANEOUS CASES)

NATURE OF SUIT OR OFFENSE	TOTAL ALL TRIALS	NONJURY TRIALS							JURY TRIALS						
		TOTAL	1 DAY	2 DAYS	3 DAYS	4 TO 9 DAYS	10 TO 19 DAYS	20 DAYS AND OVER	TOTAL	1 DAY	2 DAYS	3 DAYS	4 TO 9 DAYS	10 TO 19 DAYS	20 DAYS AND OVER
TOTAL ALL TRIALS.....	18,454	11,372	7,797	1,921	729	778	120	27	7,082	1,066	1,958	1,516	2,194	264	84
TOTAL ALL CIVIL TRIALS.....	11,655	8,240	5,282	1,544	615	668	105	26	3,415	533	963	711	1,072	105	31
CONTRACT ACTIONS, TOTAL.....	2,116	1,536	935	316	116	139	21	9	580	89	166	102	194	23	6
INSURANCE.....	385	221	136	56	13	15	1	-	164	25	54	29	51	4	1
MARINE.....	200	188	112	39	15	20	1	1	12	4	3	2	3	-	-
MILLER ACT.....	56	42	25	5	5	7	-	-	14	3	5	3	3	-	-
NEGOTIABLE INSTRUMENTS.....	105	80	59	11	5	5	-	-	25	11	5	5	4	-	-
OTHER CONTRACT ACTIONS.....	1,370	1,005	603	205	78	92	19	8	365	46	99	63	133	19	5
REAL PROPERTY, TOTAL.....	356	274	220	29	13	11	1	-	82	13	23	20	22	4	-
CONDEMNATION OF LAND.....	116	71	60	5	1	4	1	-	45	7	18	10	8	2	-
OTHER REAL PROPERTY.....	240	203	160	24	12	7	-	-	37	6	5	10	14	2	-
TORT ACTIONS, TOTAL.....	2,881	993	588	204	92	95	11	3	1,888	310	556	423	550	39	10
PERSONAL INJURY															
AIRPLANE.....	78	27	10	3	5	3	4	2	51	3	14	12	17	3	2
ASSAULT, LIBEL & SLANDER.....	83	31	17	5	3	5	1	-	52	8	15	16	12	1	-
EMPLOYERS' LIABILITY ACT.....	149	20	12	2	3	3	-	-	129	15	47	25	42	-	-
MARINE.....	532	207	120	45	20	19	3	-	325	55	108	69	90	3	-
MOTOR VEHICLE.....	681	153	101	24	14	14	-	-	528	103	175	114	127	8	1
OTHER PERSONAL INJURY.....	980	313	165	75	35	35	2	1	667	98	160	157	223	23	6
PERSONAL PROPERTY DAMAGE.....	378	242	163	50	12	16	1	-	136	28	37	30	39	1	1
STATUTORY ACTIONS, TOTAL.....	6,202	5,341	3,458	986	392	420	71	14	861	120	217	166	304	39	15
ANTITRUST LAWS.....	212	148	80	20	12	24	7	5	64	1	4	3	37	11	8
BANKRUPTCY															
TRUSTEE SUITS.....	24	19	12	6	-	1	-	-	5	-	3	-	1	1	-
OTHER BANKRUPTCY SUITS.....	120	117	93	10	5	9	-	-	3	2	1	-	-	-	-
CIVIL RIGHTS.....	2,550	2,113	1,217	465	203	198	28	2	437	68	104	96	153	14	2
PRISONER PETITIONS															
MOTIONS TO VACATE.....	28	28	18	8	1	1	-	-	-	-	-	-	-	-	-
HABEAS CORPUS.....	226	221	194	22	4	1	-	-	5	1	1	2	1	-	-
CIVIL RIGHTS.....	326	245	182	30	12	15	6	-	81	19	28	15	18	-	1
MANDAMUS, ETC.....	17	14	10	1	1	1	1	-	3	-	-	1	2	-	-
FORFEITURE AND PENALTY.....	157	148	128	16	4	-	-	-	9	2	1	1	5	-	-
LABOR LAWS															
FAIR LABOR STANDARDS ACT.....	114	107	58	17	18	11	3	-	7	1	2	2	2	-	-
LABOR MANAGEMENT RELATIONS ACT.....	414	370	255	74	23	15	3	-	44	3	10	7	20	3	1
OTHER LABOR LAWS.....	275	236	150	53	18	13	1	1	39	5	12	7	14	-	1
PROTECTED PROPERTY RIGHTS															
COPYRIGHT.....	69	62	35	13	7	5	1	1	7	-	1	3	2	1	-
PATENT.....	120	101	30	15	12	35	6	3	19	-	1	2	9	5	2
TRADEMARK.....	185	174	97	45	12	19	1	-	11	3	1	2	5	-	-
SECURITIES, COMMODITIES, AND EXCHANGES.....	269	221	111	46	23	36	4	1	48	3	11	8	23	3	-
SELECTIVE SERVICE ACT.....	-	-	-	-	-	-	-	-	-	-	-	-	-	-	-
REAPPORTIONMENT SUITS.....	3	3	3	-	-	-	-	-	-	-	-	-	-	-	-
TAX SUITS.....	325	279	226	38	7	6	2	-	46	7	23	12	4	-	-
INTERSTATE COMMERCE.....	74	68	44	17	2	5	-	-	6	-	2	3	1	-	-
NARCOTIC ADDICT REHABILITATION ACT.....	1	1	1	-	-	-	-	-	-	-	-	-	-	-	-
OTHER STATUTORY ACTIONS.....	693	666	514	90	28	25	8	1	27	5	12	2	7	1	-
OTHER ACTIONS, TOTAL.....	100	98	81	9	2	3	1	-	4	1	1	-	2	-	-
TOTAL CRIMINAL TRIALS.....	6,799	3,132	2,515	377	114	110	15	1	3,667	533	995	805	1,122	159	53
HOMICIDE.....	69	31	22	7	1	1	-	-	38	3	10	7	16	1	1
ROBBERY.....	458	205	162	30	6	7	-	-	253	31	70	67	78	6	1
ASSAULT.....	164	68	60	5	2	1	-	-	96	23	38	27	8	-	-
BURGLARY.....	30	15	12	1	2	-	-	-	15	5	4	5	1	-	-
LARCENY AND THEFT.....	541	259	223	23	6	4	3	-	282	56	89	57	71	6	3
EMBEZZLEMENT.....	203	83	70	9	2	2	-	-	120	13	25	29	49	4	-
FRAUD															
INCOME TAX.....	416	138	90	25	9	13	1	-	278	27	73	54	98	18	8
OTHER FRAUD.....	674	292	230	26	14	17	5	-	382	30	77	65	155	42	13
AUTO THEFT.....	158	73	57	11	3	2	-	-	85	17	28	21	18	1	-
FORGERY.....	484	236	209	19	5	3	-	-	248	63	77	55	45	7	1
COUNTERFEITING.....	133	60	46	10	3	1	-	-	73	15	29	11	18	-	-
SEX OFFENSES.....	49	21	19	2	-	-	-	-	28	7	9	5	7	-	-
DRUG LAWS															
MARIJUANA.....	379	222	180	30	3	8	1	-	157	25	50	32	43	6	1
NARCOTICS.....	842	371	275	52	20	20	3	1	471	37	121	113	173	21	6
CONTROLLED SUBSTANCES.....	373	198	148	32	13	5	-	-	175	16	29	46	72	9	3
ESCAPE.....	112	39	34	2	1	2	-	-	73	22	28	17	6	-	-
EXTORTION, RACKETEERING, AND THREATS.....	193	74	48	16	2	6	2	-	119	6	13	21	56	16	7
FIREARMS AND WEAPONS.....	525	256	218	28	6	4	-	-	269	57	104	57	49	1	1
MISC. GENERAL OFFENSES.....	285	122	98	13	6	5	-	-	163	19	36	35	58	10	5
IMMIGRATION LAWS.....	322	198	174	19	3	2	-	-	124	35	37	30	21	1	-
LIQUOR, INTERNAL REVENUE, SELECTIVE SERVICE ACT.....	21	14	14	-	-	-	-	-	7	4	2	1	-	-	-
OTHER FEDERAL STATUTES.....	368	157	126	17	7	7	-	-	211	22	46	50	80	10	3

INCLUDES HEARINGS ON TEMPORARY RESTRAINING ORDERS AND PRELIMINARY INJUNCTIONS, HEARINGS ON CONTESTED MOTIONS AND OTHER CONTESTED PROCEEDINGS IN WHICH EVIDENCE IS INTRODUCED




TABLE C 10.—United States district courts. Time intervals from issue to trial of civil cases in which a trial was completed during the fiscal year ended June 30, 1970, by district

(Excludes land condemnation cases and hearings on prisoner petitions including Habeas Corpus and motions to vacate sentence under 28 U.S.C. 2255. Intervals shown are for the median time and for the range of the middle 80 percent of the trials)

Circuit and district	Total trials			Nonjury trials			Jury trials					
	Number of trials	Time interval in months ¹		Number of trials	Time interval in months ¹		Number of trials	Time interval in months ¹				
		10 per cent less than	Median		10 per cent more than	10 per cent less than		Median	10 per cent more than			
Total all districts.....	7,152	1	12	37	3,781	1	10	35	3,371	3	14	38
District of Columbia.....	340	5	17	39	109	2	15	41	231	7	18	37
First circuit.....	262	1	12	33	115	1	10	33	147	5	14	33
Maine.....	22				12				10			
Massachusetts.....	149	1	13	34	72	1	10	31	77	7	15	36
New Hampshire.....	26	6	14	24	8				18			
Rhode Island.....	33	2	14	30	14				19			
Puerto Rico.....	32	1	12	37	9				23			
Second circuit.....	842	1	20	45	402	1	18	48	440	6	22	41
Connecticut.....	82	1	14	43	56	1	1	35	26	15	33	43
New York:												
Northern.....	47	1	14	43	21				28	3	14	36
Eastern.....	205	1	16	37	113	1	15	36	92	5	16	37
Southern.....	381	7	28	51	168	4	29	57	213	11	27	44
Western.....	26	1	14	26	16				10			
Vermont.....	101	5	9	17	28	1	6	14	73	6	11	19
Third circuit.....	693	1	30	45	273	1	15	44	415	14	34	45
Delaware.....	20				10				10			
New Jersey.....	109	1	22	38	44	1	1	31	65	15	26	40
Pennsylvania:												
Eastern.....	312	18	36	52	105	1	36	61	207	25	37	50
Middle.....	61	2	21	34	8				53	3	21	36
Western.....	137	1	28	41	68	1	12	35	79	7	36	41
Virgin Islands.....	54	1	2	16	53	1	2	16	1			
Fourth circuit.....	506	3	10	23	234	1	9	27	272	4	10	21
Maryland.....	69	6	16	28	48	7	15	27	21			
North Carolina:												
Eastern.....	27	6	18	23	12				15			
Middle.....	15				7				8			
Western.....	27	1	10	14	10				17			
South Carolina.....	105	1	8	15	34	1	7	13	71	3	9	5
Virginia:												
Eastern.....	163	3	8	18	93	1	8	18	70	4	8	17
Western.....	31	1	7	29	10				21			

See footnote at end of table.

TABLE C 10.—United States district courts. Time intervals from issue to trial of civil cases in which a trial was completed during the fiscal year ended June 30, 1970, by district—Continued

Circuit and district	Total trials				Nonjury trials				Jury trials			
	Number of trials	Time interval in months ¹			Number of trials	Time interval in months ¹			Number of trials	Time interval in months ¹		
		10 percent less than	Median	10 percent more than		10 percent less than	Median	10 percent more than		10 percent less than	Median	10 percent more than
West Virginia:												
Northern.....	24				3				21			
Southern.....	45	4	13	32	17				28	4	13	18
Fifth circuit..	1,931	1	8	28	1,137	1	8	30	794	1	9	26
Alabama:												
Northern.....	215	1	7	15	77	1	8	19	138	2	7	13
Middle.....	38	1	3	11	18				20			
Southern.....	55	1	14	36	36	1	11	33	19			
Florida:												
Northern.....	29	1	8	21	10				19			
Middle.....	99	3	14	34	64	1	12	35	35	6	15	29
Southern.....	139	5	9	19	93	5	9	18	46	5	10	20
Georgia:												
Northern.....	146	1	12	24	90	1	4	23	56	10	18	28
Middle.....	61	1	4	22	27	1	4	25	34	1	4	21
Southern.....	63	1	12	30	34	1	1	19	29	10	17	32
Louisiana:												
Eastern.....	263	1	13	37	174	1	13	40	89	1	14	35
Western.....	118	2	13	54	95	2	13	57	23			
Mississippi:												
Northern.....	118	1	9	35	95	1	9	39	23			
Southern.....	62	1	4	25	39	1	4	31	23			
Texas:												
Northern.....	137	1	5	20	47	1	4	15	90	1	5	20
Eastern.....	91	1	6	18	36	1	5	12	55	1	6	19
Southern.....	157	1	12	27	113	1	12	28	44	2	12	27
Western.....	80	1	4	16	30	1	3	13	50	1	4	17
Canal Zone.....	60	1	1	7	59	1	1	7	1			
Sixth circuit..	579	1	13	36	261	1	10	35	318	3	15	37
Kentucky:												
Eastern.....	28	2	20	44	6				20			
Western.....	34	5	19	38	8				26	11	24	38
Michigan:												
Eastern.....	104	1	18	45	51	1	16	36	53	7	23	51
Western.....	48	3	15	30	19				29	5	15	26
Ohio:												
Northern.....	94	1	20	34	49	1	16	38	45	4	23	34
Southern.....	40	10	21	39	14				26	14	22	39
Tennessee:												
Eastern.....	110	1	4	11	28	1	4	10	82	1	5	11
Middle.....	23				20				3			
Western.....	100	1	10	22	66	1	8	22	34	5	11	17

See footnote at end of table.

TABLE C 10.—United States district courts. Time intervals from issue to trial of civil cases in which a trial was completed during the fiscal year ended June 30, 1970, by district—Continued

Circuit and district	Total trials				Nonjury trials				Jury trials			
	Number of trials	Time interval in months ¹			Number of trials	Time interval in months ¹			Number of trials	Time interval in months ¹		
		10 per cent less than	Median	10 per cent more than		10 per cent less than	Median	10 per cent more than		10 per cent less than	Median	10 per cent more than
Seventh circuit.....	429	1	12	26	258	1	9	26	171	4	13	27
Illinois:												
Northern.....	190	1	12	23	117	1	11	25	73	2	14	32
Eastern.....	31	5	12	24	12				19			
Southern.....	27	3	11	23	12				15			
Indiana:												
Northern.....	68	1	12	26	41	1	10	24	27	9	16	30
Southern.....	81	2	9	22	53	1	7	26	28	4	10	20
Wisconsin:												
Eastern.....	23				16				7			
Western.....	9				7				2			
Eighth circuit	520	1	8	24	276	1	7	23	244	1	9	26
Arkansas:												
Eastern.....	68	1	9	21	41	1	8	9	27	4	11	21
Western.....	53	2	7	22	35	3	7	22	18			
Iowa:												
Northern.....	22				10				12			
Southern.....	46	5	14	25	20				26	7	14	20
Minnesota.....	120	1	7	23	43	1	9	26	77	1	6	15
Missouri:												
Eastern.....	81	1	4	12	55	1	3	11	26	1	5	12
Western.....	42	1	8	31	32	1	9	31	10			
Nebraska.....	40	8	20	45	16				24			
North Dakota.....	14				3				11			
South Dakota.....	34	1	2	14	21				13			
Ninth circuit	668	1	11	34	499	1	11	33	169	5	12	37
Alaska.....	11				9				2			
Arizona.....	54	3	15	50	41	1	19	50	13			
California:												
Northern.....	114	1	24	49	91	1	23	48	23			
Eastern.....	28	1	21	59	21				7			
Central.....	138	1	10	22	122	1	10	21	16			
Southern.....	1								1			
Hawaii.....	14				6				8			
Idaho.....	21				12				9			
Montana.....	30	1	9	20	17				13			
Nevada.....	18				10				8			
Oregon.....	118	1	8	19	87	1	8	26	31	5	9	20
Washington:												
Eastern.....	23				11				12			
Western.....	82	6	11	19	64	5	11	18	18			
Guam.....	16				8				8			

See footnote at end of table.

TABLE C 10.—United States district courts. Time intervals from issue to trial of civil cases in which a trial was completed during the fiscal year ended June 30, 1970, by district—Concluded

Circuit and district	Total trials				Nonjury trials				Jury trials			
	Number of trials	Time interval in months ¹			Number of trials	Time interval in months ¹			Number of trials	Time interval in months ¹		
		10 percent less than	Median	10 percent more than		10 percent less than	Median	10 percent more than		10 percent less than	Median	10 percent more than
Tenth circuit	382	1	8	22	212	1	6	21	170	3	9	22
Colorado.....	84	1	8	18	64	1	6	16	20	-----	-----	-----
Kansas.....	66	1	16	31	30	1	8	30	36	4	19	35
New Mexico.....	60	1	5	11	36	1	3	9	24	-----	-----	-----
Oklahoma:												
Northern.....	27	3	9	30	16	-----	-----	-----	11	-----	-----	-----
Eastern.....	34	1	7	13	16	-----	-----	-----	18	-----	-----	-----
Western.....	60	3	7	14	30	3	7	22	30	2	6	14
Utah.....	30	5	8	20	9	-----	-----	-----	21	-----	-----	-----
Wyoming.....	21	-----	-----	-----	11	-----	-----	-----	10	-----	-----	-----

¹ Time interval computed only where there are 25 or more trials.

TABLE C10.—U.S. district courts. Time intervals from issue to trial of civil cases in which a trial was completed during the fiscal year ended June 30, 1971, by district

(See footnote for trials covered)

Circuit and district	Total trials ¹				Nonjury trials				Jury trials			
	Number of trials	Time interval in months ²			Number of trials	Time interval in months ²			Number of trials	Time interval in months ²		
		10 percent less than	Median	10 percent more than		10 percent less than	Median	10 percent more than		10 percent less than	Median	10 percent more than
Total all districts.....	7,713	1	11	36	4,220	1	9	35	3,493	3	14	37
District of Columbia.....	230	1	15	32	110	1	15	33	120	7	15	32
First circuit.....	226	1	14	35	113	1	11	33	113	6	16	36
Maine.....	20				9				11			
Massachusetts.....	116	1	15	35	52	1	8	30	64	7	19	42
New Hampshire.....	20				8				12			
Rhode Island.....	28	1	12	39	13				15			
Puerto Rico.....	42	1	11	36	31	1	11	34	11			
Second circuit.....	632	1	17	47	315	1	15	51	317	5	18	43
Connecticut.....	60	1	10	34	36	1	1	30	24			
New York:												
Northern.....	47	1	12	39	25	1	4	39	22			
Eastern.....	118	1	10	34	75	1	10	40	43	4	10	30
Southern.....	264	6	30	55	129	4	35	61	135	10	29	50
Western.....	41	1	16	51	19				22			
Vermont.....	102	2	10	21	31	1	8	17	71	5	11	22
Third circuit.....	878	1	24	45	359	1	11	42	519	10	31	46
Delaware.....	27	6	19	46	12				15			
New Jersey.....	173	1	16	41	94	1	4	41	79	8	24	40
Pennsylvania:												
Eastern.....	312	2	31	50	96	1	14	52	216	12	33	48
Middle.....	67	1	22	39	13				54	9	22	39
Western.....	233	1	30	43	85	1	13	35	148	11	35	47
Virgin Islands.....	66	1	8	29	59	1	8	29	7			
Fourth circuit.....	577	2	10	24	312	1	10	25	265	5	11	22
Maryland.....	84	1	12	29	61	1	11	29	23			
North Carolina:												
Eastern.....	23				18				5			
Middle.....	21				13				8			
Western.....	47	7	13	21	18				29	7	12	21
South Carolina.....	134	4	9	15	66	4	8	13	78	4	9	16
Virginia:												
Eastern.....	178	3	9	23	109	1	8	24	69	5	11	22
Western.....	42	2	11	35	14				28	2	11	34
West Virginia:												
Northern.....	5				1				4			
Southern.....	43	1	12	32	22				21			

TABLE C10.—U.S. district courts. Time intervals from issue to trial of civil cases in which a trial was completed during the fiscal year ended June 30, 1971, by district—Continued

(See footnote for trials covered)

Circuit and district	Total trials ¹				Nonjury trials				Jury trials			
	Number of trials	Time interval in months ²			Number of trials	Time interval in months ²			Number of trials	Time interval in months ²		
		10 percent less than	Median	10 percent more than		10 percent less than	Median	10 percent more than		10 percent less than	Median	10 percent more than
Fifth circuit.....	2,118	1	8	26	1,199	1	8	27	919	1	9	25
Alabama:												
Northern.....	233	1	5	18	73	1	5	24	160	1	5	12
Middle.....	62	1	3	11	26	1	2	6	36	1	5	11
Southern.....	66	3	14	24	29	2	12	24	27	6	15	24
Florida:												
Northern.....	30	1	9	34	16	-----	-----	-----	14	-----	-----	-----
Middle.....	106	1	11	25	73	1	11	25	30	3	11	24
Southern.....	167	5	11	26	136	4	10	25	31	6	15	26
Georgia:												
Northern.....	179	1	10	28	87	1	3	21	92	4	17	29
Middle.....	51	2	7	20	19	-----	-----	-----	32	2	7	21
Southern.....	47	1	21	33	16	-----	-----	-----	31	9	23	38
Louisiana:												
Eastern.....	209	3	11	35	147	1	12	40	122	6	11	31
Western.....	107	3	18	41	76	2	17	45	31	10	19	28
Mississippi:												
Northern.....	91	1	7	17	65	1	7	19	26	3	10	16
Southern.....	89	1	6	22	55	1	5	20	34	3	7	26
Texas:												
Northern.....	178	1	6	15	91	1	4	15	87	1	7	15
Eastern.....	103	1	7	16	54	1	5	15	49	1	8	16
Southern.....	164	1	11	28	123	1	11	26	31	1	11	29
Western.....	142	1	4	17	57	1	5	14	85	1	3	17
Canal Zone.....	54	1	1	6	53	1	1	5	1	-----	-----	-----
Sixth circuit.....	648	1	11	39	320	1	8	37	328	3	15	39
Kentucky:												
Eastern.....	31	1	22	47	13	-----	-----	-----	18	-----	-----	-----
Western.....	34	2	17	33	11	-----	-----	-----	23	-----	-----	-----
Michigan:												
Eastern.....	102	1	22	46	41	1	20	49	61	1	23	43
Western.....	43	1	15	27	26	1	5	25	17	-----	-----	-----
Ohio:												
Northern.....	78	1	9	30	56	1	2	25	22	-----	-----	-----
Southern.....	55	1	20	52	24	-----	-----	-----	31	1	24	52
Tennessee:												
Eastern.....	145	1	6	13	44	1	5	12	101	2	6	13
Middle.....	65	1	12	53	48	1	8	47	17	-----	-----	-----
Western.....	95	1	9	25	57	1	7	23	38	1	14	25
Seventh circuit.....	515	1	11	29	307	1	9	29	208	4	15	29
Illinois:												
Northern.....	196	1	11	26	117	1	9	24	79	2	16	27
Eastern.....	45	1	11	29	16	-----	-----	-----	29	2	11	28
Southern.....	35	1	10	27	21	-----	-----	-----	14	-----	-----	-----
Indiana:												
Northern.....	122	1	14	32	83	1	7	31	39	10	16	33
Southern.....	78	1	9	26	44	1	9	29	34	3	9	25

See footnotes at end of table.

TABLE C10.—U.S. district courts. Time intervals from issue to trial of civil cases in which a trial was completed during the fiscal year ended June 30, 1971, by district—Continued

(See foot notes for trials covered)

Circuit and district	Total trials ¹				Nonjury trials				Jury trials			
	Number of trials	Time interval in months ²			Number of trials	Time interval in months ²			Number of trials	Time interval in months ²		
		10 percent less than	Median	10 percent more than		10 percent less than	Median	10 percent more than		10 percent less than	Median	10 percent more than
Wisconsin:												
Eastern.....	28	1	13	35	19				9			
Western.....	11				7				4			
Eighth circuit..	590	1	9	28	267	1	8	30	323	2	11	27
Arkansas:												
Eastern.....	78	2	12	34	29	1	10	32	49	5	13	58
Western.....	62	3	8	16	25	1	7	15	37	4	8	19
Iowa:												
Northern.....	23				13				10			
Southern.....	36	3	12	27	15				21			
Minnesota.....	116	1	7	22	45	1	8	23	71	1	7	21
Missouri:												
Eastern.....	94	1	5	13	66	1	5	10	28	1	3	13
Western.....	59	1	9	21	25	1	13	25	34	3	9	21
Nebraska.....	68	12	20	35	24				44	13	20	34
North Dakota.....	14				9				5			
South Dakota.....	40	1	9	25	16				24			
Ninth circuit..	808	2	12	41	592	1	12	41	216	4	13	39
Alaska.....	17				16				1			
Arizona.....	48	4	15	53	31	3	14	49	17			
California:												
Northern.....	167	3	29	59	141	1	29	60	26	16	32	51
Eastern.....	27	1	20	45	19				8			
Central.....	168	1	10	27	132	1	9	28	36	3	12	25
Southern.....	28	3	19	44	23				5			
Hawaii.....	8				6				2			
Idaho.....	20				12				8			
Montana.....	41	1	11	31	23				18			
Nevada.....	19				8				11			
Oregon.....	155	4	9	20	111	4	9	23	44	4	10	17
Washington:												
Eastern.....	31	3	7	14	20				11			
Western.....	62	1	10	25	43	1	9	19	19			
Guam.....	17				7				10			
Tenth circuit..	491	1	9	27	326	1	9	26	165	3	10	27
Colorado.....	133	1	12	29	89	1	10	27	44	3	13	30
Kansas.....	54	5	19	40	33	1	21	47	21			
New Mexico.....	103	1	8	20	77	1	8	20	26	1	8	13
Oklahoma:												
Northern.....	37	1	7	23	28	1	6	18	9			
Eastern.....	34	1	6	16	22				12			
Western.....	74	2	7	15	50	2	7	15	24			
Utah.....	40	1	10	23	16				24			
Wyoming.....	16				11				5			

¹ Includes all jury trials. Excludes certain nonjury trials as follows: land condemnation cases, forfeiture and penalty cases, prisoner petitions; including habeas corpus and motions to vacate sentence under 28 U.S.C. 2255, and hearings on evidentiary matters, preliminary injunctions and bankruptcy petitions. Excludes three judge courts.

² Time interval computed only where there are 25 or more trials.

TABLE C 10.—U.S. district courts. Time intervals from issue to trial of civil cases in which a trial was completed during the fiscal year ended June 30, 1972, by district

Circuit and district	Total trials ¹				Nonjury trials				Jury trials			
	Number of trials	Time interval in months ²			Number of trials	Time interval in months ²			Number of trials	Time interval in months ²		
		10 percent less than	Median	10 percent more than		10 percent less than	Median	10 percent more than		10 percent less than	Median	10 percent more than
Total all districts.....	8,489	1	11	36	4,792	1	10	36	3,677	3	14	37
District of Columbia.....	229	5	18	41	103	3	18	40	126	8	19	42
First circuit.....	235	1	14	31	120	1	10	31	115	7	18	32
Maine.....	26	6	12	26	16				10			
Massachusetts.....	104	1	17	32	50	1	13	31	54	11	18	33
New Hampshire.....	35	1	11	31	20				15			
Rhode Island.....	40	2	10	28	17				23			
Puerto Rico.....	30	1	17	33	17				13			
Second circuit.....	602	1	19	50	375	1	16	58	227	7	21	44
Connecticut.....	80	1	12	36	62	1	10	34	18			
New York:												
Northern.....	27	1	19	36	12				15			
Eastern.....	137	1	13	42	98	1	11	42	44	7	18	39
Southern.....	278	5	27	61	165	1	33	67	113	10	24	46
Western.....	29	1	9	39	18				11			
Vermont.....	51	1	7	15	25	1	4	21	26	3	7	15
Third circuit.....	915	1	22	45	378	1	12	41	537	8	24	46
Delaware.....	22				13				9			
New Jersey.....	152	1	18	41	67	1	7	37	85	10	21	42
Pennsylvania:												
Eastern.....	313	6	32	52	111	1	26	49	202	11	36	52
Middle.....	86	5	15	33	11				75	5	14	35
Western.....	271	1	19	36	113	1	4	34	158	8	23	36
Virgin Islands.....	71	2	18	35	63	2	16	35	8			
Fourth circuit.....	634	1	9	26	346	1	8	26	288	2	10	26
Maryland.....	126	1	9	30	96	1	8	30	30	1	13	25
North Carolina:												
Eastern.....	39	5	15	30	21				18			
Middle.....	26	5	17	38	18				8			
Western.....	49	3	10	25	17				32	6	12	25
South Carolina.....	120	1	8	16	44	1	8	18	76	1	8	15
Virginia:												
Eastern.....	196	2	9	19	123	2	8	18	73	4	10	21
Western.....	31	1	5	36	16				15			
West Virginia:												
Northern.....	17				2				15			
Southern.....	30	1	15	61	9				21			

See footnotes at end of table.

TABLE C 10.—U.S. district courts. Time intervals from issue to trial of civil cases in which a trial was completed during the fiscal year ended June 30, 1972, by district—Continued

Circuit and district	Total trials ¹				Nonjury trials				Jury trials			
	Number of trials	Time interval in months ²			Number of trials	Time interval in months ²			Number of trials	Time interval in months ²		
		10 percent less than	Median	10 percent more than		10 percent less than	Median	10 percent more than		10 percent less than	Median	10 percent more than
Fifth circuit.....	2,469	1	9	26	1,416	1	8	28	1,053	2	9	25
Alabama:												
Northern.....	317	1	6	15	119	1	5	33	198	2	6	13
Middle.....	52	1	3	11	22	-----	-----	-----	30	1	3	12
Southern.....	81	3	15	38	45	3	18	57	23	3	9	20
Florida:												
Northern.....	29	1	6	13	19	-----	-----	-----	10	-----	-----	-----
Middle.....	98	3	13	27	69	2	13	25	29	4	12	34
Southern.....	247	3	6	19	195	3	6	17	52	3	9	27
Georgia:												
Northern.....	216	1	11	34	120	1	9	42	96	4	12	20
Middle.....	52	1	8	24	20	-----	-----	-----	32	3	9	22
Southern.....	51	1	15	35	21	-----	-----	-----	30	2	14	26
Louisiana:												
Eastern.....	315	6	14	34	178	6	14	34	137	6	15	31
Middle.....	14	-----	-----	-----	7	-----	-----	-----	7	-----	-----	-----
Western.....	102	2	16	41	62	1	14	50	40	6	16	30
Mississippi:												
Northern.....	78	5	11	26	47	4	11	28	31	5	11	19
Southern.....	80	1	8	18	45	1	7	18	35	4	11	19
Texas:												
Northern.....	195	1	7	16	105	1	6	14	90	1	7	19
Eastern.....	128	1	8	17	67	1	9	16	61	1	7	19
Southern.....	189	1	12	31	138	1	11	27	51	7	14	32
Western.....	127	1	4	21	39	1	6	18	88	1	3	22
Canal Zone.....	98	1	1	5	98	1	1	5	-----	-----	-----	-----
Sixth circuit.....	847	1	14	41	447	1	11	42	400	4	18	41
Kentucky:												
Eastern.....	24	-----	-----	-----	13	-----	-----	-----	11	-----	-----	-----
Western.....	58	2	17	42	20	-----	-----	-----	38	6	18	53
Michigan:												
Eastern.....	174	3	23	52	87	1	18	52	87	12	26	51
Western.....	32	1	18	34	17	-----	-----	-----	15	-----	-----	-----
Ohio:												
Northern.....	163	1	18	38	101	1	11	38	62	10	24	37
Southern.....	88	1	28	48	42	1	21	49	46	4	29	47
Tennessee:												
Eastern.....	122	1	6	18	43	1	7	20	79	2	5	16
Middle.....	74	3	7	36	51	1	7	33	23	-----	-----	-----
Western.....	112	2	10	28	73	2	11	33	39	3	9	23

See footnotes at end of table.

TABLE C 10.—U.S. district courts. Time intervals from issue to trial of civil cases in which a trial was completed during the fiscal year ended June 30, 1972, by district—Continued

Circuit and district	Total trials ¹				Nonjury trials				Jury trials			
	Number of trials	Time interval in months ²			Number of trials	Time interval in months ²			Number of trials	Time interval in months ²		
		10 percent less than	Median	10 percent more than		10 percent less than	Median	10 percent more than		10 percent less than	Median	10 percent more than
Seventh circuit...	514	1	13	32	302	1	12	30	212	5	16	34
Illinois:												
Northern.....	194	1	11	26	114	1	9	22	80	3	13	32
Eastern.....	34	2	12	33	13				21			
Southern.....	23				9				14			
Indiana:												
Northern.....	128	1	19	30	84	1	16	30	44	11	21	31
Southern.....	92	2	12	37	58	1	13	37	34	3	11	35
Wisconsin:												
Eastern.....	26	6	18	38	16				10			
Western.....	17				8				9			
Eighth circuit...	609	1	8	29	328	1	7	27	281	1	9	32
Arkansas:												
Eastern.....	91	4	15	76	45	4	12	69	46	6	15	83
Western.....	53	1	6	14	26	1	6	13	27	2	7	14
Iowa:												
Northern.....	17				10				7			
Southern.....	18				8				10			
Minnesota.....	125	1	6	24	56	1	7	29	69	1	6	16
Missouri:												
Eastern.....	135	1	3	9	88	1	3	8	47	1	4	8
Western.....	62	2	9	27	38	2	12	30	24			
Nebraska.....	64	4	18	37	29	1	13	27	35	12	22	39
North Dakota.....	17				14				3			
South Dakota.....	27	1	5	21	14				13			

See footnotes at end of table.

TABLE C 10.—U.S. district courts. Time intervals from issue to trial of civil cases in which a trial was completed during the fiscal year ended June 30, 1972, by district—Continued

Circuit and district	Total trials ¹			Nonjury trials			Jury trials					
	Number of trials	Time interval in months ²			Number of trials	Time interval in months ²			Number of trials	Time interval in months ²		
		10 percent less than	Median	10 percent more than		10 percent less than	Median	10 percent more than		10 percent less than	Median	10 percent more than
Ninth circuit.....	856	3	13	41	636	2	13	42	220	5	15	39
Alaska.....	10				0				1			
Arizona.....	44	3	22	67	30	1	19	59	14			
California:												
Northern.....	205	7	26	51	175	7	26	51	30	1	25	50
Eastern.....	40	1	21	85	24				16			
Central.....	154	1	10	31	125	1	10	31	29	1	11	22
Southern.....	38	3	12	30	31	3	19	38	7			
Hawaii.....	11				7				4			
Idaho.....	29	2	9	26	15				14			
Montana.....	39	1	7	24	23				16			
Nevada.....	21				10				11			
Oregon.....	112	3	9	22	78	1	8	19	34	6	9	23
Washington:												
Eastern.....	38	3	6	17	23				15			
Western.....	87	4	12	21	67	4	11	21	20			
Guam.....	28	7	15	32	19				9			
Tenth circuit.....	559	1	9	27	341	1	7	24	218	4	10	30
Colorado.....	171	1	10	23	113	1	9	20	58	7	14	42
Kansas.....	89	5	21	47	39	1	21	47	50	9	20	41
New Mexico.....	105	1	5	11	80	1	4	12	25	1	6	11
Oklahoma:												
Northern.....	44	3	8	20	22				22			
Eastern.....	23				10				13			
Western.....	58	2	8	17	33	1	8	24	25	4	9	15
Utah.....	40	3	12	19	27	3	12	17	13			
Wyoming.....	29	3	5	15	17				12			

¹ Includes all jury trials. Excludes certain nonjury trials as follows: Land condemnation cases, forfeiture and penalty cases, prisoner petitions including habeas corpus and motions to vacate sentences under 28 U.S.C. 2255, and hearings on evidentiary matters, preliminary injunctions and bankruptcy petitions. Excludes 3 judge courts.

² Time interval computed only where there are 25 or more trials.

³ The Middle District of Louisiana was created by Public Law 92-208, approved Dec. 18, 1971, and effective Apr. 18, 1972. Data is presented for this new district for the entire fiscal year.

TABLE C-10.—U.S. district courts, time intervals from issue to trial of civil cases in which a trial was completed during the fiscal year ended June 30, 1973, by district

Circuit and district	Total trials ¹				Nonjury trials				Jury trials			
	Number of trials	Time interval in months ²			Number of trials	Time interval in months ²			Number of trials	Time interval in months ²		
		10 percent less than	Median	10 percent more than		10 percent less than	Median	10 percent more than		10 percent less than	Median	10 percent more than
Total all districts.....	8,267	1	11	36	4,660	1	10	35	3,607	4	13	36
District of Columbia.....	215	5	19	36	96	5	21	38	119	6	17	31
First Circuit.....	180	1	16	37	108	1	13	36	72	7	18	39
Maine.....	42	4	13	29	26	4	14	30	16	-----	-----	-----
Massachusetts.....	40	1	17	36	22	-----	-----	-----	18	-----	-----	-----
New Hampshire.....	38	1	14	28	24	-----	-----	-----	14	-----	-----	-----
Rhode Island.....	19	-----	-----	-----	10	-----	-----	-----	9	-----	-----	-----
Puerto Rico.....	41	3	19	44	26	3	18	47	15	-----	-----	-----
Second Circuit.....	755	2	21	56	427	1	22	60	328	6	21	47
Connecticut.....	67	1	18	41	37	1	6	39	30	7	23	41
New York:												
Northern.....	35	1	26	52	17	-----	-----	-----	18	-----	-----	-----
Eastern.....	104	4	17	37	62	3	15	30	42	5	17	39
Southern.....	404	3	29	63	258	2	32	65	146	7	25	59
Western.....	32	1	11	35	19	-----	-----	-----	13	-----	-----	-----
Vermont.....	113	2	13	25	34	1	9	22	79	6	16	26
Third Circuit.....	879	1	20	45	384	1	11	44	495	8	26	45
Delaware.....	32	4	16	43	18	-----	-----	-----	14	-----	-----	-----
New Jersey.....	112	1	19	43	62	1	2	34	50	13	28	50
Pennsylvania:												
Eastern.....	340	5	29	52	113	1	20	56	227	9	32	50
Middle.....	121	1	19	40	30	1	11	28	91	5	21	40
Western.....	212	1	13	40	107	1	8	36	105	8	19	40
Virgin Islands.....	62	1	12	30	54	1	8	30	8	-----	-----	-----
Fourth Circuit.....	644	1	8	24	335	1	7	24	309	4	9	25
Maryland.....	150	1	10	20	107	1	9	28	43	5	13	32
North Carolina:												
Eastern.....	27	8	20	34	11	-----	-----	-----	16	-----	-----	-----
Middle.....	18	-----	-----	-----	13	-----	-----	-----	5	-----	-----	-----
Western.....	58	3	9	19	23	-----	-----	-----	35	7	11	20
South Carolina.....	133	1	7	14	55	1	6	15	78	4	7	12
Virginia:												
Eastern.....	172	2	6	17	94	1	6	17	78	4	6	16
Western.....	29	1	14	26	6	-----	-----	-----	23	-----	-----	-----
West Virginia:												
Northern.....	14	-----	-----	-----	5	-----	-----	-----	9	-----	-----	-----
Southern.....	43	1	13	27	21	-----	-----	-----	22	-----	-----	-----

See footnotes at end of table.

TABLE C-10.—U.S. district courts, time intervals from issue to trial of civil cases in which a trial was completed during the fiscal year ended June 30, 1973, by district—Continued

Circuit and district	Total trials ¹				Nonjury trials				Jury trials			
	Number of trials	Time interval in months ²			Number of trials	Time interval in months ²			Number of trials	Time interval in months ²		
		10 percent less than	Median	10 percent more than		10 percent less than	Median	10 percent more than		10 percent less than	Median	10 percent more than
Fifth Circuit.....	2,290	1	8	26	1,326	1	8	29	964	2	9	23
Alabama:												
Northern.....	254	1	7	27	115	1	10	51	139	3	6	15
Middle.....	49	1	2	7	17				32	1	3	7
Southern.....	70	1	7	20	41	1	9	31	29	2	5	11
Florida:												
Northern.....	28	1	6	19	11				17			
Middle.....	142	2	10	31	109	2	10	29	33	4	12	31
Southern.....	188	2	6	13	138	2	5	12	60	3	6	19
Georgia:												
Northern.....	170	2	12	29	90	1	11	30	80	5	12	24
Middle.....	57	2	8	25	21				36	4	8	25
Southern.....	67	5	12	22	20				47	5	11	22
Louisiana:												
Eastern.....	332	6	17	37	185	6	18	38	147	6	17	34
Middle.....	19				10				9			
Western.....	95	3	11	29	61	1	10	30	34	4	15	25
Mississippi:												
Northern.....	48	4	10	29	30	1	12	29	18			
Southern.....	63	1	7	17	34	1	6	16	29	2	8	18
Texas:												
Northern.....	196	1	8	18	102	1	8	20	94	1	7	18
Eastern.....	121	1	6	19	59	1	6	14	62	1	6	20
Southern.....	187	1	11	30	142	1	11	30	46	1	12	30
Western.....	104	1	5	18	41	1	8	19	63	1	3	16
Canal Zone.....	100	1	1	6	100	1	1	6				
Sixth Circuit.....	889	1	13	37	480	1	10	35	409	3	14	40
Kentucky:												
Eastern.....	36	1	12	48	26	1	8	41	10			
Western.....	60	1	15	38	29	1	12	24	31	8	16	52
Michigan:												
Eastern.....	188	2	16	46	92	1	12	39	96	4	19	49
Western.....	38	1	14	32	19				19			
Ohio:												
Northern.....	170	1	16	36	117	1	15	35	53	6	20	42
Southern.....	103	4	21	39	50	1	16	37	53	10	23	41
Tennessee:												
Eastern.....	134	1	6	24	35	1	8	30	99	1	6	23
Middle.....	65	1	6	19	46	1	6	22	19			
Western.....	95	1	8	24	66	1	8	40	29	1	8	15

See footnotes at end of table.

TABLE C-10.—U.S. district courts, time intervals from issue to trial of civil cases in which a trial was completed during the fiscal year ended June 30, 1973, by district—Continued

Circuit and district	Total trials ¹				Nonjury trials				Jury trials			
	Number of trials	Time interval in months ²			Number of trials	Time interval in months ²			Number of trials	Time interval in months ²		
		10 per cent less than	Median	10 per cent more than		10 per cent less than	Median	10 per cent more than		10 per cent less than	Median	10 per cent more than
Seventh Circuit...	459	1	14	33	256	1	9	33	203	5	15	33
Illinois:												
Northern.....	210	3	13	33	111	1	12	35	99	4	14	32
Eastern.....	47	1	1	26	31	1	1	8	16			
Southern.....	19				5				14			
Indiana:												
Northern.....	72	2	17	33	47	1	8	34	25	11	20	29
Southern.....	80	1	13	32	43	1	11	30	37	2	15	35
Wisconsin:												
Eastern.....	23				13				10			
Western.....	8				6				2			
Eighth Circuit...	586	1	9	24	295	1	8	24	291	1	10	25
Arkansas:												
Eastern.....	74	1	12	28	37	1	12	25	37	3	12	28
Western.....	31	1	6	15	14				17			
Iowa:												
Northern.....	21				12				9			
Southern.....	38	4	22	31	19				19			
Minnesota.....	121	1	10	19	54	1	4	22	67	2	11	19
Missouri:												
Eastern.....	108	1	6	13	57	1	5	11	51	1	6	15
Western.....	68	1	8	26	40	1	10	30	28	1	7	15
Nebraska.....	67	6	12	20	31	5	10	17	36	7	14	37
North Dakota.....	20				9				11			
South Dakota.....	38	1	6	19	22				16			
Ninth Circuit....	850	1	12	35	628	1	11	33	222	6	14	38
Alaska.....	11				9				2			
Arizona.....	55	1	11	40	37	1	6	28	18			
California:												
Northern.....	168	4	20	49	137	4	18	47	31	6	26	55
Eastern.....	38	1	19	61	30	1	13	65	8			
Central.....	172	1	9	23	131	1	9	22	41	3	12	27
Southern.....	27	3	11	27	20				7			
Hawaii.....	19				11				8			
Idaho.....	31	1	8	21	26	1	7	21	5			
Montana.....	32	1	7	13	18				14			
Nevada.....	30	8	14	36	24				6			
Oregon.....	142	5	10	21	97	2	9	20	45	8	12	23
Washington:												
Eastern.....	18				15				3			
Western.....	75	4	14	23	55	3	11	23	20			
Guam.....	32	4	10	26	18				14			

See footnotes at end of table.

TABLE C-10.—U.S. district courts, time intervals from issue to trial of civil cases in which a trial was completed during the fiscal year ended June 30, 1973, by district—Continued

Circuit and district	Total trials ¹				Nonjury trials				Jury trials			
	Number of trials	Time interval in months ²			Number of trials	Time interval in months ²			Number of trials	Time interval in months ²		
		10 percent less than	Median	10 percent more than		10 percent less than	Median	10 percent more than		10 percent less than	Median	10 percent more than
Tenth Circuit...	520	1	8	21	325	1	7	20	195	3	9	23
Colorado.....	141	1	8	22	97	1	7	18	44	5	10	28
Kansas.....	80	3	16	31	36	1	14	38	44	6	16	25
New Mexico.....	98	1	3	11	78	1	3	12	20	-----	-----	-----
Oklahoma:												
Northern.....	37	1	6	17	23	-----	-----	-----	14	-----	-----	-----
Eastern.....	23	-----	-----	-----	10	-----	-----	-----	13	-----	-----	-----
Western.....	68	3	7	18	40	3	7	19	28	3	6	14
Utah.....	57	5	11	23	32	5	15	26	25	4	10	17
Wyoming.....	16	-----	-----	-----	9	-----	-----	-----	7	-----	-----	-----

¹ Includes all jury trials as well as all preliminary injunctions and temporary restraining orders requiring more than a day in trial. Excludes certain nonjury trials as follows: Land condemnation cases, forfeiture and penalty cases, prisoner petitions (including motions to vacate sentence under 28 U.S.C. 2255 and habeas corpus) and hearings on evidentiary matters, bankruptcy petitions and preliminary injunctions of less than a day duration. Excludes three judge courts.

² Time interval computed where there are 25 or more trials.

*NOTE.—The data in this table reflect revisions to fiscal year 1973 statistics.

TABLE C-10.—U.S. district courts, time intervals from issue to trial of civil cases in which a trial was completed during the fiscal year ended June 30, 1974, by district

Circuit and district	Total trials †				Nonjury trials				Jury trials			
	Number of trials	Time interval in months †			Number of trials	Time interval in months †			Number of trials	Time interval in months †		
		10 percent less than	Median	10 percent more than		10 percent less than	Median	10 percent more than		10 percent less than	Median	10 percent more than
Total all districts..	8,238	1	11	34	4,669	1	9	32	3,569	3	13	35
District of Columbia..	188	3	14	45	92	1	10	47	96	5	18	44
First Circuit.....	277	1	16	1	142	1	11	38	135	5	22	41
Maine.....	21				13				8			
Massachusetts.....	103	1	28	49	44	1	24	56	59	11	31	45
New Hampshire.....	38	3	16	30	17				21			
Rhode Island.....	39	1	9	36	10				29	1	9	36
Puerto Rico.....	76	1	10	37	58	1	7	33	18			
Second Circuit..	777	1	17	46	414	1	16	49	363	6	19	45
Connecticut.....	70	1	20	38	40	1	3	35	30	2	26	38
New York:												
Northern.....	36	1	18	48	20				16			
Eastern.....	114	1	16	38	56	1	10	36	58	6	20	40
Southern.....	455	3	21	51	255	1	20	57	200	6	21	46
Western.....	24				14				10			
Vermont.....	78	6	12	24	29	2	11	27	49	9	13	19
Third Circuit...	838	1	15	39	394	1	9	35	444	5	20	43
Delaware.....	23				16				7			
New Jersey.....	125	1	18	41	71	1	2	32	54	6	28	47
Pennsylvania:												
Eastern.....	309	4	22	43	102	1	13	38	207	8	25	44
Middle.....	136	1	11	29	65	1	12	31	71	2	10	25
Western.....	196	1	11	30	104	1	6	29	92	5	14	31
Virgin Islands.....	49	1	13	33	36	1	8	34	13			
Fourth Circuit..	621	2	9	29	334	1	7	27	287	4	9	29
Maryland.....	139	1	11	29	100	1	9	29	39	7	13	29
North Carolina:												
Eastern.....	33	7	18	37	11				22			
Middle.....	18				10				8			
Western.....	54	3	10	20	19				35	4	8	14
South Carolina.....	106	2	6	15	49	1	6	15	57	4	7	13
Virginia:												
Eastern.....	170	2	6	14	110	1	6	14	60	3	7	13
Western.....	31	2	11	32	8				23			
West Virginia:												
Northern.....	17				3				14			
Southern.....	53	1	12	45	24				29	5	19	45
Fifth Circuit....	2,269	1	9	26	1,305	1	8	27	964	2	9	25
Alabama:												
Northern.....	280	1	7	27	136	1	7	38	144	2	7	17
Middle.....	31	1	3	7	17				14			
Southern.....	43	1	8	31	27	1	8	32	16			

See footnotes at end of table.

TABLE C-10.—U.S. district courts, time intervals from issue to trial of civil cases in which a trial was completed during the fiscal year ended June 30, 1974, by district—Continued

Circuit and district	Total trials ¹				Nonjury trials				Jury trials			
	Number of trials	Time interval in months ²			Number of trials	Time interval in months ²			Number of trials	Time interval in months ²		
		10 per cent less than	Median	10 per cent more than		10 per cent less than	Median	10 per cent more than		10 per cent less than	Median	10 per cent more than
Florida:												
Northern.....	23	1	3	16	26	1	2	12	2			
Middle.....	171	1	7	23	136	1	6	22	35	2	13	26
Southern.....	172	1	5	15	116	1	4	12	56	3	6	17
Georgia:												
Northern.....	153	1	14	33	79	1	13	30	74	6	14	34
Middle.....	54	2	8	20	22				32	3	8	20
Southern.....	46	4	9	18	21				25	5	8	14
Louisiana:												
Eastern.....	341	7	15	30	178	6	14	31	163	7	16	29
Middle.....	21				14				7			
Western.....	88	3	13	28	45	1	13	28	43	5	14	29
Mississippi:												
Northern.....	80	1	9	25	40	1	8	24	40	2	13	25
Southern.....	92	1	11	25	56	1	11	25	36	5	10	23
Texas:												
Northern.....	190	1	7	17	108	1	6	20	82	1	9	15
Eastern.....	153	1	6	16	67	1	6	19	86	1	6	15
Southern.....	156	1	12	28	108	1	12	25	48	1	11	29
Western.....	94	1	6	26	33	1	12	34	61	1	5	16
Canal Zone.....	76	1	1	3	76	1	1	3				
Sixth Circuit.....	933	1	11	36	484	1	9	33	449	3	12	36
Kentucky:												
Eastern.....	52	1	26	88	22				30	15	32	90
Western.....	55	1	13	33	27	1	11	27	28	8	13	28
Michigan:												
Eastern.....	142	3	19	46	74	1	15	48	68	8	21	45
Western.....	50	1	26	36	15				35	15	30	40
Ohio:												
Northern.....	232	2	10	33	153	1	10	33	79	6	14	29
Southern.....	79	1	14	29	44	1	13	27	35	2	16	32
Tennessee:												
Eastern.....	146	1	5	12	54	1	4	18	92	1	5	12
Middle.....	87	2	6	14	46	1	5	12	41	2	6	18
Western.....	90	3	8	25	49	1	8	28	41	3	8	21
Seventh Circuit.....	438	1	13	34	264	1	9	31	174	4	18	37
Illinois:												
Northern.....	230	1	11	28	145	1	10	26	85	3	12	23
Eastern.....	29	1	1	21	19				10			
Southern.....	22				15				7			
Indiana:												
Northern.....	46	12	26	43	14				32	18	29	43
Southern.....	81	1	13	32	56	1	9	31	25	6	19	33
Wisconsin:												
Eastern.....	17				10				7			
Western.....	13				5				8			

See footnotes at end of table.

TABLE C-10.—U.S. district courts, time intervals from issue to trial of civil cases in which a trial was completed during the fiscal year ended June 30, 1974, by district—Continued

Circuit and district	Total trials ¹				Nonjury trials				Jury trials			
	Number of trials	Time interval in months ²			Number of trials	Time interval in months ²			Number of trials	Time interval in months ²		
		10 percent less than	Median	10 percent more than		10 percent less than	Median	10 percent more than		10 percent less than	Median	10 percent more than
Eighth Circuit...	581	1	10	26	343	1	9	28	238	2	10	26
Arkansas:												
Eastern.....	45	1	10	26	31	1	10	24	14			
Western.....	36	1	8	17	17				19			
Iowa:												
Northern.....	23				11				12			
Southern.....	38	6	22	34	20				18			
Minnesota.....	105	1	11	26	62	1	8	29	43	3	12	23
Missouri:												
Eastern.....	141	1	5	12	88	1	5	15	53	1	5	10
Western.....	56	1	10	31	38	1	10	33	18			
Nebraska.....	83	3	13	24	46	2	11	20	37	7	16	26
North Dakota.....	24				14				10			
South Dakota.....	30	1	9	16	16				14			
Ninth Circuit.....	824	2	13	31	589	1	11	30	235	5	14	37
Alaska.....	10				7				3			
Arizona.....	50	1	11	46	43	1	9	49	7			
California:												
Northern.....	183	2	14	42	145	1	14	37	38	6	20	59
Eastern.....	27	5	18	49	16				11			
Central.....	145	2	13	28	113	1	13	29	32	5	14	23
Southern.....	30	2	12	19	21				9			
Hawaii.....	12				9				3			
Idaho.....	35	1	8	23	18				17			
Montana.....	31	1	7	17	18				13			
Nevada.....	28	10	19	28	14				14			
Oregon.....	156	4	11	24	105	2	10	25	51	6	11	24
Washington:												
Eastern.....	20				11				9			
Western.....	80	5	11	21	60	3	11	21	20			
Guam.....	17				9				8			
Tenth Circuit.....	492	1	9	23	308	1	7	23	184	3	11	23
Colorado.....	129	1	12	33	82	1	8	23	47	6	14	37
Kansas.....	62	3	17	39	35	2	22	51	27	8	16	33
New Mexico.....	108	1	4	15	76	1	3	12	32	1	6	15
Oklahoma:												
Northern.....	23				16				7			
Eastern.....	17				9				8			
Western.....	76	3	8	16	47	3	8	19	29	2	8	13
Utah.....	52	2	10	16	31	1	8	15	21			
Wyoming.....	25	1	6	14	12				13			

¹ Includes all jury trials as well as all preliminary injunctions, and temporary restraining orders requiring more than a day in trial. Excludes certain nonjury trials as follows: Land condemnation cases, forfeiture and penalty cases, prisoner petitions, including habeas corpus and motions to vacate sentence under 28 U.S.C. 2255, and hearings on evidentiary matters, preliminary injunctions and bankruptcy petitions.

² Time interval computed only where there are 25 or more trials.

TABLE C-10.—U.S. district courts, time intervals from issue to trial of civil cases in which a trial was completed during the fiscal year ended June 30, 1975, by district

Circuit and district	Total trials ¹			Nonjury trials			Jury trials					
	Number of trials	Time interval in months ²		Number of trials	Time interval in months ²		Number of trials	Time interval in months ²				
		10 per cent less than	Median		10 per cent more than	10 per cent less than		Median	10 per cent more than	10 per cent less than	Median	10 per cent more than
Total all districts.	8,485	1	11	34	4,785	1	9	33	3,700	3	13	36
District of Columbia	144	2	17	43	60	1	9	44	84	6	19	43
First Circuit	284	1	15	42	155	1	12	38	129	5	18	43
Maine	27	4	9	18	13				14			
Massachusetts	67	6	26	45	33	5	27	49	34	9	25	43
New Hampshire	54	1	14	26	22				32	11	18	29
Rhode Island	28	2	11	37	20				8			
Puerto Rico	108	1	11	42	67	1	6	34	41	1	18	49
Second Circuit	877	2	20	50	460	1	17	51	417	7	23	48
Connecticut	84	1	20	38	40	1	12	35	44	13	26	42
New York:												
Northern	26	1	23	44	14				12			
Eastern	144	1	15	43	74	1	11	46	70	8	19	43
Southern	502	4	25	54	290	3	24	54	212	5	25	54
Western	50	1	15	34	26	1	3	33	24			
Vermont	71	5	12	22	16				55	8	13	26
Third Circuit	902	1	15	40	431	1	10	39	471	5	17	40
Delaware	34	1	14	38	25	1	17	42	9			
New Jersey	180	1	19	48	103	1	4	51	77	9	29	47
Pennsylvania:												
Eastern	332	3	18	40	110	1	13	38	222	7	20	40
Middle	120	1	10	21	35	1	7	31	85	1	11	21
Western	168	1	9	28	112	1	5	31	56	5	13	27
Virgin Islands	68	5	23	39	46	2	25	35	22			
Fourth Circuit	676	2	9	23	316	1	8	22	360	4	9	26
Maryland	128	2	11	34	87	1	10	31	41	3	15	37
North Carolina:												
Eastern	34	6	13	31	16				18			
Middle	23				11				12			
Western	55	4	9	19	19				36	4	9	18
South Carolina	163	1	8	17	58	1	7	18	105	3	8	17
Virginia:												
Eastern	192	3	7	13	90	1	6	11	102	4	7	14
Western	33	1	13	30	8				25	3	14	30
West Virginia:												
Northern	12				4				8			
Southern	36	1	7	26	23				13			

See footnotes at end of table.

TABLE C-10.—U.S. district courts, time intervals from issue to trial of civil cases in which a trial was completed during the fiscal year ended June 30, 1975, by district—Continued

Circuit and district	Total trials ¹			Nonjury trials			Jury trials					
	Number of trials	Time interval in months ²			Number of trials	Time interval in months ²			Number of trials	Time interval in months ²		
		10 percent less than	Median	10 percent more than		10 percent less than	Median	10 percent more than		10 percent less than	Median	10 percent more than
Fifth Circuit.....	2,320	1	9	25	1,358	1	8	26	962	2	9	23
Alabama:												
Northern.....	267	1	7	21	110	1	8	26	157	2	6	14
Middle.....	57	1	2	9	28	1	1	19	29	1	2	6
Southern.....	51	1	6	13	29	1	6	13	22			
Florida:												
Northern.....	24				18				6			
Middle.....	134	1	9	29	113	1	8	29	21			
Southern.....	188	1	5	14	114	1	5	14	74	2	7	15
Georgia:												
Northern.....	171	1	14	28	71	1	12	27	100	6	16	28
Middle.....	59	2	6	17	19				40	2	5	13
Southern.....	75	5	11	23	30	1	13	25	45	6	9	21
Louisiana:												
Eastern.....	271	6	13	29	140	5	13	31	131	7	14	28
Middle.....	20				11				9			
Western.....	131	4	14	32	77	1	12	32	54	8	16	31
Mississippi:												
Northern.....	65	1	11	23	47	1	12	23	18			
Southern.....	106	4	11	20	62	3	13	22	44	6	10	18
Texas:												
Northern.....	204	1	9	19	128	1	8	18	76	1	9	19
Eastern.....	147	1	7	16	71	1	7	17	76	1	6	14
Southern.....	142	1	12	33	108	1	12	32	34	1	12	34
Western.....	64	4	16	31	38	1	15	30	26	9	16	33
Canal Zone.....	144	1	1	5	144	1	1	5				
Sixth Circuit.....	894	1	11	31	501	1	9	29	393	2	12	34
Kentucky:												
Eastern.....	28	1	11	28	17				11			
Western.....	50	1	14	34	29	1	15	38	21			
Michigan:												
Eastern.....	140	1	18	42	82	1	14	41	58	9	21	42
Western.....	49	13	32	38	19				30	22	32	38
Ohio:												
Northern.....	225	1	9	24	164	1	8	23	61	3	11	25
Southern.....	101	1	11	23	55	1	11	22	46	5	13	25
Tennessee:												
Eastern.....	124	1	6	13	37	1	5	11	87	1	6	14
Middle.....	75	1	7	23	37	1	5	16	38	2	9	27
Western.....	102	1	9	27	61	2	10	27	41	1	9	17

See footnotes at end of table.

TABLE C-10.—U.S. district courts, time intervals from issue to trial of civil cases in which a trial was completed during the fiscal year ended June 30, 1976, by district—Continued

Circuit and district	Total trials ¹				Nonjury trials				Jury trials			
	Number of trials	Time interval in months ²			Number of trials	Time interval in months ²			Number of trials	Time interval in months ²		
		10 per cent less than	Median	10 per cent more than		10 per cent less than	Median	10 per cent more than		10 per cent less than	Median	10 per cent more than
Seventh Circuit...	384	1	12	38	108	1	11	35	186	2	14	39
Illinois:												
Northern.....	165	1	9	26	99	1	8	26	66	1	11	22
Eastern.....	31	1	23	39	15				16			
Southern.....	20				10				10			
Indiana:												
Northern.....	42	12	31	55	15				27	17	35	52
Southern.....	77	1	7	27	37	1	7	18	40	1	7	36
Wisconsin:												
Eastern.....	29	11	28	51	12				17			
Western.....	20				10				10			
Eighth Circuit...	571	1	11	29	317	1	9	28	254	2	13	29
Arkansas:												
Eastern.....	73	1	12	22	47	1	11	21	26	1	13	22
Western.....	58	1	12	29	20				38	1	14	55
Iowa:												
Northern.....	24				13				11			
Southern.....	45	3	25	43	32	1	25	43	13			
Minnesota.....	77	1	13	35	33	1	12	35	44	3	13	36
Missouri:												
Eastern.....	127	2	5	13	77	2	5	12	50	1	7	14
Western.....	52	1	13	34	33	1	17	39	19			
Nebraska.....	66	7	13	27	33	3	12	24	33	9	16	31
North Dakota.....	29	1	12	29	17				12			
South Dakota.....	20				12				8			
Ninth Circuit...	863	2	13	33	620	1	12	31	243	7	14	38
Alaska.....	14				12				2			
Arizona.....	55	1	15	44	43	1	10	36	12			
California:												
Northern.....	191	4	15	38	147	2	14	35	44	7	26	66
Eastern.....	29	4	23	63	18				11			
Central.....	166	1	12	31	135	1	11	31	31	6	17	38
Southern.....	35	0	13	21	28	4	12	19	7			
Hawaii.....	15				10				5			
Idaho.....	36	1	8	19	22				14			
Montana.....	49	1	8	24	26	1	5	16	23			
Nevada.....	20				16				4			
Oregon.....	137	3	10	20	79	3	9	20	58	6	11	20
Washington:												
Eastern.....	22				10				12			
Western.....	77	6	15	31	61	4	15	33	16			
Guam.....	17				13				4			

See footnotes at end of table.

TABLE C-10.—U.S. district courts, time intervals from issue to trial of civil cases in which a trial was completed during the fiscal year ended June 30, 1975, by district—Continued

Circuit and district	Total trials ¹				Nonjury trials				Jury trials			
	Number of trials	Time interval in months ²			Number of trials	Time interval in months ²			Number of trials	Time interval in months ²		
		10 percent less than	Median	10 percent more than		10 percent less than	Median	10 percent more than		10 percent less than	Median	10 percent more than
Tenth Circuit.....	570	1	8	22	369	1	7	22	201	1	10	22
Colorado.....	147	1	10	23	107	1	7	24	40	1	12	18
Kansas.....	63	2	15	36	38	1	14	34	25	6	16	38
New Mexico.....	149	1	3	10	102	1	2	9	47	1	5	11
Oklahoma:												
Northern.....	35	2	9	23	22				13			
Eastern.....	27	1	6	14	12				15			
Western.....	86	4	8	15	58	3	8	15	28	4	6	15
Utah.....	34	5	12	36	15				19			
Wyoming.....	29	3	9	17	15				14			

¹ Includes all jury trials, as well as all preliminary injunctions and temporary restraining orders requiring more than a day in trial. Excludes certain nonjury trials as follows: land condemnation cases, forfeiture and penalty cases, prisoner petitions including habeas corpus and motions to vacate sentence under 28 U.S.C. 2255, and hearings on evidentiary matters, preliminary injunctions and bankruptcy petitions. Excludes 3-judge courts.

² Time interval computed only where there are 25 or more trials.

TABLE C-10.—U.S. district courts, time intervals from issue to trial of civil cases in which a trial was completed during the fiscal year ended June 30, 1976, by district

Circuit and district	Total trials ¹			Nonjury trials			Jury trials					
	Number of trials	Time interval in months ²		Number of trials	Time interval in months ²		Number of trials	Time interval in months ²				
		10 per cent less than	Me-dian		10 per cent more than	10 per cent less than		Me-dian	10 per cent more than	10 per cent less than	Me-dian	10 per cent more than
Total all districts ...	8,041	2	11	31	4,483	1	10	30	3,558	4	12	32
District of Columbia	113	2	12	40	56	2	8	33	57	5	21	44
First Circuit	226	1	16	40	101	1	13	36	125	7	18	43
Maine	18				14				4			
Massachusetts	75	2	29	47	35	1	13	41	40	11	34	48
New Hampshire	58	1	16	24	17				41	11	17	25
Rhode Island	22				5				17			
Puerto Rico	53	1	12	34	30	1	12	34	23			
Second Circuit	706	2	17	43	422	1	15	41	284	6	19	46
Connecticut	63	1	22	41	35	1	20	40	28	2	27	42
New York:												
Northern	20				17				3			
Eastern	151	1	16	32	96	1	13	28	55	9	18	46
Southern	367	4	21	46	217	2	21	46	150	7	21	50
Western	46	1	15	41	27	1	3	32	19			
Vermont	59	1	11	23	30	1	10	22	29	5	12	23
Third Circuit	925	3	15	34	417	1	13	30	508	5	16	36
Delaware	26	1	9	25	19				7			
New Jersey	131	1	23	45	51	1	16	41	80	3	28	45
Pennsylvania:												
Eastern	407	6	16	28	173	5	14	29	234	6	17	28
Middle	100	2	10	23	24				76	3	10	23
Western	175	1	10	27	106	1	6	23	69	6	12	29
Virgin Islands	86	1	20	37	44	1	17	36	42	3	20	38
Fourth Circuit	684	3	8	22	296	2	7	25	388	4	8	21
Maryland	101	2	9	27	55	1	8	22	43	3	11	28
North Carolina:												
Eastern	18				12				6			
Middle	10				3				7			
Western	71	4	10	19	12				57	4	10	17
South Carolina	163	3	8	18	41	1	8	27	122	4	8	16
Virginia:												
Eastern	229	3	6	12	122	2	6	12	107	4	6	11
Western	35	1	10	25	15				20			
West Virginia:												
Northern	4				2				2			
Southern	53	1	17	38	29	1	18	38	24			
Fifth Circuit	2,142	1	9	24	1,219	1	8	25	923	2	10	23
Alabama:												
Northern	209	1	6	19	100	1	4	29	109	2	6	15
Middle	39	1	3	7	21				18			
Southern	46	1	6	19	26	1	6	19	20			
Florida:												
Northern	29	1	9	26	20				9			
Middle	101	1	12	25	75	1	10	20	26	3	17	35
Southern	156	3	6	14	99	3	6	12	57	3	6	19
Georgia:												
Northern	205	3	14	26	98	1	15	26	107	6	13	24
Middle	62	3	7	18	21				41	3	9	19
Southern	89	5	12	33	28	1	15	51	61	6	11	20
Louisiana:												
Eastern	209	5	11	24	93	4	10	23	116	6	12	25
Middle	18				8				10			
Western	102	2	14	24	63	1	12	24	39	6	15	22
Mississippi:												
Northern	77	4	11	19	43	4	11	19	34	4	11	23
Southern	116	1	10	25	76	1	9	29	40	3	11	19

See footnotes at end of table.

TABLE C-10.—U.S. district courts, time intervals from issue to trial of civil cases in which a trial was completed during the fiscal year ended June 30, 1976, by district — Continued

Circuit and district	Total trials ¹				Nonjury trials				Jury trials			
	Number of trials	Time interval in months ²			Number of trials	Time interval in months ²			Number of trials	Time interval in months ²		
		10 percent less than	Median	10 percent more than		10 percent less than	Median	10 percent more than		10 percent less than	Median	10 percent more than
Texas:												
Northern	211	1	9	22	115	1	8	22	96	1	9	18
Eastern	150	1	5	14	79	1	6	15	71	1	4	10
Southern	106	4	18	44	75	1	17	35	31	10	18	46
Western	86	5	13	31	48	2	15	33	38	8	13	29
Canal Zone	131	1	1	5	131	1	1	5
Sixth Circuit	798	2	11	33	426	1	10	29	372	3	12	36
Kentucky:												
Eastern	34	3	27	71	10	24
Western	27	5	12	33	9	18
Michigan:												
Eastern	127	8	18	39	79	7	17	35	48	9	18	51
Western	27	1	25	41	13	14
Ohio:												
Northern	171	2	12	30	104	1	9	31	67	4	16	30
Southern	108	5	14	30	62	4	13	27	46	5	15	31
Tennessee:												
Eastern	130	1	4	11	49	1	3	11	81	1	6	11
Middle	76	1	7	20	40	1	5	16	36	4	11	21
Western	98	3	10	24	60	3	10	24	38	3	9	17
Seventh Circuit	341	2	14	38	222	2	14	32	119	2	16	40
Illinois:												
Northern	134	2	11	29	105	2	12	25	29	1	11	34
Eastern	29	5	16	56	7	22
Southern	18	3	15
Indiana:												
Northern	29	3	24	41	22	7
Southern	67	1	11	29	39	1	11	17	28	3	10	38
Wisconsin:												
Eastern	41	7	29	40	30	7	29	44	11
Western	23	16	7
Eighth Circuit	592	2	12	31	310	1	10	32	282	4	14	30
Arkansas:												
Eastern	55	2	18	30	31	1	19	32	24
Western	45	2	13	42	16	29	2	15	44
Iowa:												
Northern	25	6	14	30	14	11
Southern	32	8	23	32	15	17
Minnesota:												
.....	86	3	16	37	36	1	21	41	50	3	12	25
Missouri:												
Eastern	144	1	6	16	86	1	6	15	58	2	6	16
Western	58	2	14	45	35	4	18	49	23
Nebraska:												
.....	85	3	17	31	42	1	12	27	43	8	17	32
North Dakota:												
.....	29	1	10	25	19	10
South Dakota:												
.....	33	1	14	31	16	17
Ninth Circuit	794	5	14	35	566	4	14	34	228	7	15	39
Alaska:												
.....	18	16	2
Arizona:												
.....	36	6	25	53	28	1	23	47	8
California:												
Northern	170	5	15	41	116	5	13	39	54	6	16	50
Eastern	20	12	8
Central	151	2	11	27	114	2	11	29	37	5	11	20
Southern	51	8	16	28	37	8	18	28	14
Hawaii:												
.....	28	6	17	28	21	7
Idaho:												
.....	13	5	8
Montana:												
.....	36	1	10	30	24	12
Nevada:												
.....	26	9	19	41	20	6
Oregon:												
.....	149	5	14	29	96	3	13	29	53	8	14	27

See footnotes at end of table.

TABLE C-10.—U.S. district courts, time intervals from issue to trial of civil cases in which a trial was completed during the fiscal year ended June 30, 1976, by district — Continued

Circuit and district	Total trials ¹				Nonjury trials				Jury trials			
	Number of trials	Time interval in months ²			Number of trials	Time interval in months ²			Number of trials	Time interval in months ²		
		10 percent less than	Median	10 percent more than		10 percent less than	Median	10 percent more than		10 percent less than	Median	10 percent more than
Washington:												
Eastern	17				9				8			
Western	63	7	16	30	55	7	16	30	8			
Guam	16				13				3			
Tenth Circuit	720	1	9	24	448	1	8	22	272	3	10	26
Colorado	217	1	10	24	177	1	9	21	40	8	14	28
Kansas	81	5	21	35	39	2	21	35	42	7	21	35
New Mexico	124	1	3	10	84	1	2	9	40	1	6	12
Oklahoma:												
Northern	41	3	10	16	20				21			
Eastern	40	2	12	15	16				24			
Western	112	4	7	20	53	3	9	20	59	4	6	17
Utah	56	4	9	29	27	4	12	32	29	4	8	18
Wyoming	49	4	9	20	32	3	8	14	17			

¹Includes all jury trials, as well as all preliminary injunctions and temporary restraining orders requiring more than a day in trial. Excludes certain nonjury trials as follows: land condemnation cases; forfeiture and penalty cases; prisoner petitions including habeas corpus and motions to vacate sen-

tence under 28 U.S.C. 2255; and hearings on evidentiary matters, preliminary injunctions and bankruptcy petitions. Excludes three judge courts.

²Time interval computed only where there are 25 or more trials.

TABLE C 10. U. S. DISTRICT COURTS
 TIME INTERVALS FROM ISSUE TO TRIAL OF CIVIL CASES IN WHICH A TRIAL WAS COMPLETED, BY DISTRICT
 DURING THE TWELVE MONTH PERIOD ENDED JUNE 30, 1977

CIRCUIT AND DISTRICT	TOTAL TRIALS ¹				NONJURY TRIALS				JURY TRIALS			
	NUMBER OF TRIALS	TIME INTERVAL IN MONTHS*			NUMBER OF TRIALS	TIME INTERVAL IN MONTHS*			NUMBER OF TRIALS	TIME INTERVAL IN MONTHS*		
		10 PER-CENT LESS THAN	ME-DIAN	10 PER-CENT MORE THAN		10 PER-CENT LESS THAN	ME-DIAN	10 PER-CENT MORE THAN		10 PER-CENT LESS THAN	ME-DIAN	10 PER-CENT MORE THAN
TOTAL ALL DISTRICTS	8,268	2	12	33	4,455	1	11	33	3,813	3	13	34
DISTRICT OF COLUMBIA	119	3	10	38	81	3	10	35	38	4	13	41
FIRST CIRCUIT...	246	4	21	53	100	2	15	47	146	6	26	54
MAINE.....	9	-	-	-	6	-	-	-	3	-	-	-
MASSACHUSETTS.....	118	8	35	58	47	5	25	57	71	10	38	58
NEW HAMPSHIRE.....	53	2	14	30	22	-	-	-	31	9	19	30
RHODE ISLAND.....	12	-	-	-	2	-	-	-	10	-	-	-
PUERTO RICO.....	54	1	8	32	23	-	-	-	31	1	10	29
SECOND CIRCUIT...	888	2	18	42	465	1	18	43	423	4	17	40
CONNECTICUT.....	80	4	27	45	34	1	24	42	46	13	27	53
NEW YORK NORTHERN.....	30	1	24	40	8	-	-	-	22	-	-	-
NEW YORK EASTERN.....	185	1	13	40	100	1	11	35	85	5	18	47
NEW YORK SOUTHERN.....	505	4	17	42	285	3	18	46	220	4	16	35
NEW YORK WESTERN.....	39	1	17	29	20	-	-	-	19	-	-	-
VERMONT.....	49	1	13	28	18	-	-	-	31	6	13	34
THIRD CIRCUIT...	865	3	15	33	334	1	12	34	531	5	15	32
DELAWARE.....	23	-	-	-	13	-	-	-	10	-	-	-
NEW JERSEY.....	186	4	16	38	78	2	15	36	108	5	18	38
PENNSYLVANIA EASTERN.....	390	5	15	31	116	4	13	32	274	6	16	31
PENNSYLVANIA MIDDLE.....	56	1	8	23	11	-	-	-	45	1	8	23
PENNSYLVANIA WESTERN.....	139	1	12	31	75	1	10	28	64	2	15	35
VIRGIN ISLANDS.....	71	2	17	33	41	1	18	45	30	10	15	22
FOURTH CIRCUIT...	690	2	8	27	318	2	9	29	372	2	7	22
MARYLAND.....	99	3	12	36	55	3	14	41	44	2	11	35
NO. CAROLINA EASTERN.....	25	1	14	43	8	-	-	-	17	-	-	-
NO. CAROLINA MIDDLE.....	15	-	-	-	12	-	-	-	3	-	-	-
NO. CAROLINA WESTERN.....	80	3	9	18	23	-	-	-	57	4	8	15
SOUTH CAROLINA.....	125	1	8	23	36	-	-	-	89	1	8	17
VIRGINIA EASTERN.....	231	2	5	11	132	1	5	12	99	4	5	11
VIRGINIA WESTERN.....	45	2	10	24	17	-	-	-	28	1	9	21
W. VIRGINIA NORTHERN.....	13	-	-	-	7	-	-	-	6	-	-	-
W. VIRGINIA SOUTHERN.....	57	1	17	34	28	1	7	33	29	1	21	49
FIFTH CIRCUIT...	2,144	1	11	27	1,196	1	10	28	948	2	11	27
ALABAMA NORTHERN.....	194	1	7	20	89	1	7	20	105	2	7	16
ALABAMA MIDDLE.....	55	1	4	11	19	-	-	-	36	1	4	9
ALABAMA SOUTHERN.....	65	2	7	13	34	1	8	21	31	2	6	9
FLORIDA NORTHERN.....	34	1	12	27	23	-	-	-	11	-	-	-
FLORIDA MIDDLE.....	89	1	14	26	60	1	11	24	29	10	20	29
FLORIDA SOUTHERN.....	119	3	8	17	78	3	8	14	41	3	8	17
GEORGIA NORTHERN.....	116	4	15	31	63	1	15	36	53	7	14	23
GEORGIA MIDDLE.....	53	4	8	18	14	-	-	-	39	4	7	15
GEORGIA SOUTHERN.....	87	5	11	29	31	2	12	48	56	5	10	18
LOUISIANA EASTERN.....	332	8	16	31	152	7	15	32	180	8	17	30
LOUISIANA MIDDLE.....	11	-	-	-	6	-	-	-	5	-	-	-
LOUISIANA WESTERN.....	122	1	12	27	73	1	9	26	49	1	15	29
MISSISSIPPI NORTHERN.....	57	1	10	26	32	2	13	29	25	1	9	18
MISSISSIPPI SOUTHERN.....	88	3	13	23	46	3	13	23	42	4	13	21
TEXAS NORTHERN.....	231	1	11	23	133	1	11	23	98	1	9	21
TEXAS EASTERN.....	121	1	8	20	50	1	8	19	71	1	7	21
TEXAS SOUTHERN.....	162	2	22	37	119	2	21	35	43	9	23	50
TEXAS WESTERN.....	72	1	14	40	38	1	15	29	34	1	13	40
CANAL ZONE.....	136	1	1	4	136	1	1	4	-	-	-	-

TABLE C 10. U.S. DISTRICT COURTS
TIME INTERVALS FROM ISSUE TO TRIAL OF CIVIL CASES IN WHICH A TRIAL WAS COMPLETED, BY DISTRICT
DURING THE TWELVE MONTH PERIOD ENDED JUNE 30, 1977

CIRCUIT AND DISTRICT	TOTAL TRIALS ¹				NONJURY TRIALS				JURY TRIALS			
	NUMBER OF TRIALS	TIME INTERVAL IN MONTHS*			NUMBER OF TRIALS	TIME INTERVAL IN MONTHS*			NUMBER OF TRIALS	TIME INTERVAL IN MONTHS*		
		10 PER-CENT LESS THAN	ME-DIAN	10 PER-CENT MORE THAN		10 PER-CENT LESS THAN	ME-DIAN	10 PER-CENT MORE THAN		10 PER-CENT LESS THAN	ME-DIAN	10 PER-CENT MORE THAN
SIXTH CIRCUIT....	920	2	13	36	505	1	12	36	415	3	14	36
KENTUCKY EASTERN....	38	2	19	45	20	-	-	-	18	-	-	-
KENTUCKY WESTERN....	23	-	-	-	6	-	-	-	17	-	-	-
MICHIGAN EASTERN....	214	10	21	43	120	9	21	43	94	10	21	43
MICHIGAN WESTERN....	50	8	31	42	21	-	-	-	29	7	32	42
OHIO NORTHERN....	254	1	7	28	181	1	5	25	73	2	13	29
OHIO SOUTHERN....	102	5	14	25	52	5	14	25	50	5	14	24
TENNESSEE EASTERN....	119	1	6	14	37	1	6	11	82	1	6	15
TENNESSEE MIDDLE....	55	4	11	31	30	3	10	21	25	5	14	33
TENNESSEE WESTERN....	55	1	10	21	35	1	9	21	27	6	10	18
SEVENTH CIRCUIT..	351	2	15	37	184	1	14	34	167	4	16	40
ILLINOIS NORTHERN...	131	2	13	30	77	3	14	29	54	1	13	32
ILLINOIS EASTERN....	34	1	16	46	14	-	-	-	20	-	-	-
ILLINOIS SOUTHERN...	16	-	-	-	10	-	-	-	6	-	-	-
INDIANA NORTHERN....	52	6	24	39	17	-	-	-	35	10	23	39
INDIANA SOUTHERN....	69	4	13	28	40	3	14	29	29	4	11	19
WISCONSIN EASTERN...	35	10	30	59	13	-	-	-	22	-	-	-
WISCONSIN WESTERN...	14	-	-	-	13	-	-	-	1	-	-	-
EIGHTH CIRCUIT...	612	1	14	32	311	1	11	32	301	3	15	30
ARKANSAS EASTERN....	61	3	19	37	31	1	16	33	30	3	20	37
ARKANSAS WESTERN....	58	1	18	39	28	1	18	37	30	1	17	39
IOWA NORTHERN....	26	10	19	31	7	-	-	-	19	-	-	-
IOWA SOUTHERN....	27	1	22	32	10	-	-	-	17	-	-	-
MINNESOTA.....	75	1	16	38	42	1	15	38	33	1	16	37
MISSOURI EASTERN....	161	2	6	18	84	2	6	21	77	2	7	17
MISSOURI WESTERN....	67	1	18	32	38	1	17	32	29	9	18	29
NEBRASKA.....	90	5	15	22	46	2	12	21	44	5	17	22
NORTH DAKOTA.....	18	-	-	-	13	-	-	-	5	-	-	-
SOUTH DAKOTA.....	29	1	14	27	12	-	-	-	17	-	-	-
NINTH CIRCUIT....	782	5	15	35	552	4	14	34	230	6	17	39
ALASKA.....	18	-	-	-	15	-	-	-	3	-	-	-
ARIZONA.....	27	2	24	39	20	-	-	-	7	-	-	-
CALIFORNIA WESTERN...	167	5	15	35	113	5	15	34	48	5	14	35
CALIFORNIA EASTERN...	19	-	-	-	16	-	-	-	3	-	-	-
CALIFORNIA CENTRAL...	203	4	13	35	155	4	13	33	48	4	16	35
CALIFORNIA SOUTHERN...	41	8	17	38	32	5	14	32	9	-	-	-
HAWAII.....	19	-	-	-	14	-	-	-	5	-	-	-
IDAHO.....	29	1	15	35	14	-	-	-	15	-	-	-
MONTANA.....	51	1	8	20	29	1	8	16	22	-	-	-
NEVADA.....	30	5	17	23	19	-	-	-	11	-	-	-
OREGON.....	109	7	15	30	72	5	12	26	37	9	18	41
WASHINGTON EASTERN...	15	-	-	-	7	-	-	-	8	-	-	-
WASHINGTON WESTERN...	48	5	22	36	35	5	22	42	13	-	-	-
GUAM.....	6	-	-	-	5	-	-	-	1	-	-	-
TENTH CIRCUIT....	651	1	10	24	409	1	9	23	242	3	11	25
COLORADO.....	166	1	14	26	138	1	13	25	28	4	18	26
KANSAS.....	69	11	23	46	34	1	22	54	35	15	23	43
NEW MEXICO.....	137	1	5	12	94	1	4	12	43	1	7	12
OKLAHOMA NORTHERN...	45	5	7	17	27	5	7	13	18	-	-	-
OKLAHOMA EASTERN....	36	2	7	16	17	-	-	-	19	-	-	-
OKLAHOMA WESTERN....	125	3	8	18	71	2	8	16	54	3	8	21
UTAH.....	33	5	12	20	9	-	-	-	24	-	-	-
WYOMING.....	40	5	8	18	19	-	-	-	21	-	-	-

¹ INCLUDES ALL JURY TRIALS AS WELL AS ALL PRELIMINARY INJUNCTIONS AND TEMPORARY RESTRAINING ORDERS REQUIRING MORE THAN A DAY IN TRIAL. EXCLUDES CERTAIN NONJURY TRIALS AS FOLLOWS: LAND CONDEMNATION CASES, FORFEITURE AND PENALTY CASES, PRISONER PETITIONS (INCLUDING HABEAS CORPUS AND MOTIONS TO VACATE SENTENCE UNDER 28 U.S.C. 2255), AND HEARINGS ON EVIDENTIARY MATTERS, PRELIMINARY INJUNCTIONS AND BANKRUPTCY PETITIONS. ALSO EXCLUDES THREE JUDGE COURTS.

* TIME INTERVALS COMPUTED ONLY WHERE THERE ARE 25 OR MORE TRIALS.

TABLE C 10. U.S. DISTRICT COURTS
TIME INTERVALS FROM ISSUE TO TRIAL OF CIVIL CASES IN WHICH A TRIAL WAS COMPLETED, BY DISTRICT
DURING THE TWELVE MONTH PERIOD ENDED JUNE 30, 1978

CIRCUIT AND DISTRICT	TOTAL TRIALS				NONJURY TRIALS				JURY TRIALS			
	NUMBER OF TRIALS	TIME INTERVAL IN MONTHS*			NUMBER OF TRIALS	TIME INTERVAL IN MONTHS*			NUMBER OF TRIALS	TIME INTERVAL IN MONTHS*		
		10 PER-CENT LESS THAN	ME-DIAN	10 PER-CENT MORE THAN		10 PER-CENT LESS THAN	ME-DIAN	10 PER-CENT MORE THAN		10 PER-CENT LESS THAN	ME-DIAN	10 PER-CENT MORE THAN
TOTAL ALL DISTRICTS..	7,193	2	13	34	4,157	1	13	35	3,036	3	13	33
DISTRICT OF COLUMBIA.	136	4	12	41	100	4	12	41	36	3	12	38
FIRST CIRCUIT.....	200	2	20	48	109	1	17	47	91	8	25	50
MAINE.....	11	-	-	-	6	-	-	-	5	-	-	-
MASSACHUSETTS.....	11	10	31	63	31	1	27	61	32	10	32	66
NEW HAMPSHIRE.....	21	-	-	-	13	-	-	-	8	-	-	-
RHODE ISLAND.....	51	1	27	43	28	1	21	42	23	-	-	-
PUERTO RICO.....	54	2	10	21	31	4	11	23	23	-	-	-
SECOND CIRCUIT....	722	3	15	43	413	1	14	43	309	7	17	42
CONNECTICUT.....	30	1	18	41	15	-	-	-	15	-	-	-
NEW YORK NORTHERN.....	19	-	-	-	6	-	-	-	13	-	-	-
NEW YORK EASTERN.....	151	6	20	46	80	4	22	54	71	7	18	43
NEW YORK SOUTHERN.....	458	3	13	40	286	1	12	40	172	6	15	41
NEW YORK WESTERN.....	29	5	24	46	13	-	-	-	16	-	-	-
VERMONT.....	35	7	14	25	13	-	-	-	22	-	-	-
THIRD CIRCUIT.....	751	1	14	32	371	1	13	35	380	4	15	30
DELAWARE.....	17	-	-	-	10	-	-	-	7	-	-	-
NEW JERSEY.....	147	4	15	35	82	3	16	36	65	4	14	31
PENNSYLVANIA EASTERN.....	330	4	14	30	130	1	12	30	200	5	15	30
PENNSYLVANIA MIDDLE.....	61	1	8	24	20	-	-	-	41	1	8	21
PENNSYLVANIA WESTERN.....	120	1	15	34	76	1	14	31	44	4	16	36
VIRGIN ISLANDS.....	76	1	16	35	53	1	10	39	23	-	-	-
FOURTH CIRCUIT....	679	1	9	26	328	1	8	28	351	2	9	26
MARYLAND.....	119	2	13	29	75	1	13	31	44	3	12	27
NO. CAROLINA EASTERN.....	9	-	-	-	8	-	-	-	1	-	-	-
NO. CAROLINA MIDDLE.....	14	-	-	-	9	-	-	-	5	-	-	-
NO. CAROLINA WESTERN.....	68	5	9	23	27	4	16	23	41	5	9	19
SOUTH CAROLINA.....	129	1	10	21	45	1	11	24	64	1	10	21
VIRGINIA EASTERN.....	216	1	5	11	121	1	5	11	95	3	5	12
VIRGINIA WESTERN.....	50	1	9	27	14	-	-	-	36	1	12	29
W. VIRGINIA NORTHERN.....	12	-	-	-	6	-	-	-	6	-	-	-
W. VIRGINIA SOUTHERN.....	62	1	22	41	23	-	-	-	39	7	23	36
FIFTH CIRCUIT.....	1,892	1	12	31	1,091	1	12	32	801	2	12	29
ALABAMA NORTHERN.....	164	1	9	21	90	1	9	21	74	2	8	20
ALABAMA MIDDLE.....	42	1	3	8	19	-	-	-	23	-	-	-
ALABAMA SOUTHERN.....	58	3	8	19	28	4	9	30	30	3	7	11
FLORIDA NORTHERN.....	17	-	-	-	9	-	-	-	8	-	-	-
FLORIDA MIDDLE.....	67	4	19	32	41	4	19	39	26	1	17	29
FLORIDA SOUTHERN.....	108	1	8	21	68	1	7	20	40	1	9	23
GEORGIA NORTHERN.....	167	5	20	32	92	2	15	29	75	12	22	35
GEORGIA MIDDLE.....	38	1	8	21	13	-	-	-	25	1	8	14
GEORGIA SOUTHERN.....	61	5	11	31	16	-	-	-	45	7	12	31
LOUISIANA EASTERN.....	235	8	19	33	132	6	18	34	103	9	20	32
LOUISIANA MIDDLE.....	14	-	-	-	12	-	-	-	2	-	-	-
LOUISIANA WESTERN.....	137	4	10	24	75	2	10	22	62	4	11	24
MISSISSIPPI NORTHERN.....	62	1	12	21	29	1	11	18	33	1	15	22
MISSISSIPPI SOUTHERN.....	80	3	12	24	46	2	11	31	32	5	12	23
TEXAS NORTHERN.....	195	1	10	25	119	1	10	22	76	1	10	26
TEXAS EASTERN.....	114	1	8	17	42	2	10	20	72	1	8	15
TEXAS SOUTHERN.....	223	2	20	40	168	2	20	39	55	2	21	42
TEXAS WESTERN.....	40	5	19	47	21	-	-	-	19	-	-	-
CANAL ZONE.....	70	1	1	6	69	1	1	5	1	-	-	-

TABLE C 10. U.S. DISTRICT COURTS
 TIME INTERVALS FROM ISSUE TO TRIAL OF CIVIL CASES IN WHICH A TRIAL WAS COMPLETED, BY DISTRICT
 DURING THE TWELVE MONTH PERIOD ENDED JUNE 30, 1978

CIRCUIT DISTRICT	TOTAL TRIALS				NONJURY TRIALS				JURY TRIALS			
	NUMBER OF TRIALS	TIME INTERVAL IN MONTHS*			NUMBER OF TRIALS	TIME INTERVAL IN MONTHS*			NUMBER OF TRIALS	TIME INTERVAL IN MONTHS*		
		10 PER- CENT LESS THAN	ME- DIAN	10 PER- CENT MORE THAN		10 PER- CENT LESS THAN	ME- DIAN	10 PER- CENT MORE THAN		10 PER- CENT LESS THAN	ME- DIAN	10 PER- CENT MORE THAN
SIXTH CIRCUIT.....	701	2	12	36	401	1	11	34	300	2	13	36
KENTUCKY EASTERN.....	14	-	-	-	5	-	-	-	9	-	-	-
KENTUCKY WESTERN.....	26	5	22	44	12	-	-	-	14	-	-	-
MICHIGAN EASTERN.....	183	7	20	41	95	5	19	43	88	10	23	39
MICHIGAN WESTERN.....	19	-	-	-	10	-	-	-	9	-	-	-
OHIO NORTHERN.....	157	1	9	29	105	1	8	27	52	4	10	31
OHIO SOUTHERN.....	78	1	15	30	52	1	14	32	26	1	18	26
TENNESSEE EASTERN.....	104	1	5	12	46	1	2	10	58	1	6	12
TENNESSEE MIDDLE.....	40	5	13	22	22	-	-	-	18	-	-	-
TENNESSEE WESTERN.....	80	1	10	30	54	1	12	30	26	1	8	21
SEVENTH CIRCUIT.....	434	3	18	48	267	3	18	50	167	3	20	44
ILLINOIS NORTHERN.....	176	3	18	44	118	1	14	44	58	8	22	43
ILLINOIS EASTERN.....	18	-	-	-	12	-	-	-	6	-	-	-
ILLINOIS SOUTHERN.....	39	6	19	41	20	-	-	-	19	-	-	-
INDIANA NORTHERN.....	70	1	15	41	41	2	17	41	26	1	12	41
INDIANA SOUTHERN.....	72	5	18	40	41	3	18	37	31	6	22	46
WISCONSIN EASTERN.....	46	8	35	62	30	8	35	62	16	-	-	-
WISCONSIN WESTERN.....	13	-	-	-	2	-	-	-	11	-	-	-
EIGHTH CIRCUIT.....	541	1	14	31	318	1	13	32	223	3	15	30
ARKANSAS EASTERN.....	53	3	25	39	37	7	28	38	16	-	-	-
ARKANSAS WESTERN.....	50	1	13	30	23	-	-	-	27	1	13	30
IOWA NORTHERN.....	17	-	-	-	8	-	-	-	9	-	-	-
IOWA SOUTHERN.....	19	-	-	-	10	-	-	-	9	-	-	-
MINNESOTA.....	73	3	18	33	37	1	16	33	36	3	18	29
MISSOURI EASTERN.....	130	1	8	17	79	1	7	16	51	1	9	18
MISSOURI WESTERN.....	45	1	19	46	31	1	18	46	14	-	-	-
NEBRASKA.....	91	4	12	22	55	5	12	23	36	4	12	21
NORTH DAKOTA.....	31	2	14	29	21	-	-	-	10	-	-	-
SOUTH DAKOTA.....	32	1	6	26	17	-	-	-	15	-	-	-
NINTH CIRCUIT.....	687	4	14	37	496	4	14	38	191	4	15	34
ALASKA.....	15	-	-	-	12	-	-	-	3	-	-	-
ARIZONA.....	29	1	31	46	23	-	-	-	6	-	-	-
CALIFORNIA NORTHERN.....	199	5	15	38	143	5	14	38	56	5	17	38
CALIFORNIA EASTERN.....	18	-	-	-	11	-	-	-	7	-	-	-
CALIFORNIA CENTRAL.....	173	2	11	33	126	3	11	31	47	1	9	31
CALIFORNIA SOUTHERN.....	37	5	13	24	31	5	13	24	6	-	-	-
HAWAII.....	24	-	-	-	17	-	-	-	7	-	-	-
IDAHO.....	20	-	-	-	10	-	-	-	10	-	-	-
MONTANA.....	39	3	11	23	26	2	9	19	13	-	-	-
NEVADA.....	37	1	21	35	31	1	20	38	6	-	-	-
OREGON.....	57	7	14	31	38	1	15	37	19	-	-	-
WASHINGTON EASTERN.....	9	-	-	-	5	-	-	-	4	-	-	-
WASHINGTON WESTERN.....	23	-	-	-	16	-	-	-	7	-	-	-
GUAM.....	7	-	-	-	7	-	-	-	-	-	-	-
NORTHERN MARIANAS.....	-	-	-	-	-	-	-	-	-	-	-	-
TENTH CIRCUIT.....	450	1	9	25	263	1	10	25	187	2	8	23
COLORADO.....	97	3	20	35	71	3	18	32	26	6	23	35
KANSAS.....	41	9	20	36	17	-	-	-	24	-	-	-
NEW MEXICO.....	100	1	4	12	61	1	5	14	39	1	4	10
OKLAHOMA NORTHERN.....	28	1	6	12	16	-	-	-	12	-	-	-
OKLAHOMA EASTERN.....	25	1	8	13	18	-	-	-	7	-	-	-
OKLAHOMA WESTERN.....	104	5	8	15	44	5	9	18	60	3	7	13
UTAH.....	22	-	-	-	17	-	-	-	5	-	-	-
WYOMING.....	33	3	7	19	19	-	-	-	14	-	-	-

EXCLUDES THE FOLLOWING NONJURY TRIALS: LAND CONDEMNATION, FORFEITURES AND PENALTY CASES, PRISONER PETITIONS (HABEAS CORPUS, MOTIONS TO VACATE SENTENCE UNDER 28 U.S.C. 2255, HEARINGS ON EVIDENTIARY MATTERS), BANKRUPTCY PETITIONS, AND THREE JUDGE COURT CASES.

* TIME INTERVALS COMPUTED ONLY WHERE THERE ARE 25 OR MORE TRIALS.

TABLE C10. U.S. DISTRICT COURTS
 TIME INTERVALS FROM ISSUE TO TRIAL OF CIVIL CASES IN WHICH A TRIAL WAS COMPLETED, BY DISTRICT
 DURING THE TWELVE MONTH PERIOD ENDED JUNE 30, 1979

CIRCUIT AND DISTRICT	TOTAL TRIALS			NONJURY TRIALS			JURY TRIALS					
	NUMBER OF TRIALS	TIME INTERVAL IN MONTHS*		NUMBER OF TRIALS	TIME INTERVAL IN MONTHS*		NUMBER OF TRIALS	TIME INTERVAL IN MONTHS*				
		10 PER- CENT LESS THAN	ME- DIAN		10 PER- CENT MORE THAN	10 PER- CENT LESS THAN		ME- DIAN	10 PER- CENT MORE THAN			
TOTAL ALL DISTRICTS..	7,597	2	14	38	4,327	1	14	37	3,270	4	15	38
DISTRICT OF COLUMBIA.	135	1	12	36	92	1	10	34	43	5	15	36
FIRST CIRCUIT.....	230	1	25	50	114	1	17	48	116	8	28	50
MAINE.....	14	-	-	-	3	-	-	-	11	-	-	-
MASSACHUSETTS.....	87	1	39	60	45	1	34	58	42	17	39	66
NEW HAMPSHIRE.....	33	17	26	36	9	-	-	-	24	-	-	-
RHODE ISLAND.....	50	1	24	37	33	1	5	37	17	-	-	-
PUERTO RICO.....	46	3	10	24	24	-	-	-	22	-	-	-
SECOND CIRCUIT....	864	3	16	45	455	1	15	45	409	5	18	45
CONNECTICUT.....	67	2	31	54	28	1	29	57	39	2	31	53
NEW YORK NORTHERN....	30	1	29	62	9	-	-	-	21	-	-	-
NEW YORK EASTERN....	179	4	22	44	78	1	21	40	101	6	22	46
NEW YORK SOUTHERN....	505	3	14	38	307	1	14	41	198	5	15	35
NEW YORK WESTERN....	41	1	20	57	18	-	-	-	23	-	-	-
VERMONT.....	42	8	13	21	15	-	-	-	27	9	13	20
THIRD CIRCUIT.....	823	3	13	34	406	1	12	32	417	5	15	36
DELAWARE.....	35	8	18	50	16	-	-	-	19	-	-	-
NEW JERSEY.....	155	4	14	38	92	1	12	34	63	6	16	43
PENNSYLVANIA EASTERN.	320	4	12	30	122	3	12	31	198	5	12	28
PENNSYLVANIA MIDDLE..	73	1	7	26	26	1	3	14	47	3	9	26
PENNSYLVANIA WESTERN.	176	2	16	41	109	1	14	39	67	7	21	41
VIRGIN ISLANDS.....	64	1	12	31	41	1	10	27	23	-	-	-
FOURTH CIRCUIT....	608	4	9	28	315	3	8	31	293	4	9	26
MARYLAND.....	145	3	12	27	95	3	11	30	50	3	12	25
NO. CAROLINA EASTERN.	7	-	-	-	-	-	-	-	7	-	-	-
NO. CAROLINA MIDDLE..	18	-	-	-	10	-	-	-	8	-	-	-
NO. CAROLINA WESTERN.	50	4	13	27	27	5	18	27	23	-	-	-
SOUTH CAROLINA.....	96	5	13	30	38	5	17	34	58	5	11	20
VIRGINIA EASTERN.....	216	4	5	11	122	4	6	12	94	3	5	11
VIRGINIA WESTERN.....	36	1	9	22	13	-	-	-	23	-	-	-
W. VIRGINIA NORTHERN.	7	-	-	-	3	-	-	-	4	-	-	-
W. VIRGINIA SOUTHERN.	33	6	21	34	7	-	-	-	26	8	21	33
FIFTH CIRCUIT.....	1,926	2	14	33	1,099	2	15	35	827	3	14	31
ALABAMA NORTHERN....	170	2	10	25	103	1	12	32	67	2	7	16
ALABAMA MIDDLE.....	48	1	4	16	31	1	5	17	17	-	-	-
ALABAMA SOUTHERN....	59	1	8	15	33	1	7	15	26	3	8	16
FLORIDA NORTHERN....	22	-	-	-	11	-	-	-	11	-	-	-
FLORIDA MIDDLE.....	117	7	22	41	85	6	21	41	32	7	24	41
FLORIDA SOUTHERN....	116	1	8	25	93	1	8	27	23	-	-	-
GEORGIA NORTHERN....	153	7	21	39	69	3	19	37	84	9	22	40
GEORGIA MIDDLE.....	47	3	10	22	19	-	-	-	28	3	7	21
GEORGIA SOUTHERN....	56	5	14	28	12	-	-	-	44	5	13	24
LOUISIANA EASTERN....	296	9	19	38	135	9	21	40	161	9	18	37
LOUISIANA MIDDLE....	14	-	-	-	9	-	-	-	5	-	-	-
LOUISIANA WESTERN....	154	3	10	23	81	1	10	29	73	3	10	19
MISSISSIPPI NORTHERN.	64	6	16	25	38	6	16	25	26	7	15	21
MISSISSIPPI SOUTHERN.	90	5	13	22	56	5	14	23	34	4	12	20
TEXAS NORTHERN.....	192	1	14	30	126	2	14	30	66	1	13	31
TEXAS EASTERN.....	111	1	10	20	37	1	7	21	74	1	13	19
TEXAS SOUTHERN.....	154	1	18	40	122	1	20	40	32	1	14	34
TEXAS WESTERN.....	50	7	19	44	26	7	19	44	24	-	-	-
CANAL ZONE.....	13	-	-	-	13	-	-	-	-	-	-	-

TABLE C10. U.S. DISTRICT COURTS
 TIME INTERVALS FROM ISSUE TO TRIAL OF CIVIL CASES IN WHICH A TRIAL WAS COMPLETED, BY DISTRICT
 DURING THE TWELVE MONTH PERIOD ENDED JUNE 30, 1979

CIRCUIT AND DISTRICT	TOTAL TRIALS				NONJURY TRIALS				JURY TRIALS			
	NUMBER OF TRIALS	TIME INTERVAL IN MONTHS*			NUMBER OF TRIALS	TIME INTERVAL IN MONTHS*			NUMBER OF TRIALS	TIME INTERVAL IN MONTHS*		
		10 PER- CENT LESS THAN	ME- DIAN	10 PER- CENT MORE THAN		10 PER- CENT LESS THAN	ME- DIAN	10 PER- CENT MORE THAN		10 PER- CENT LESS THAN	ME- DIAN	10 PER- CENT MORE THAN
SIXTH CIRCUIT.....	770	1	15	36	438	1	12	34	332	2	18	38
KENTUCKY EASTERN.....	13	-	-	-	6	-	-	-	7	-	-	-
KENTUCKY WESTERN.....	57	1	21	44	21	-	-	-	36	1	22	43
MICHIGAN EASTERN.....	189	11	21	42	86	9	20	45	103	12	22	42
MICHIGAN WESTERN.....	18	-	-	-	8	-	-	-	10	-	-	-
OHIO NORTHERN.....	153	1	10	34	113	1	8	32	40	1	13	35
OHIO SOUTHERN.....	77	1	17	31	52	1	15	31	25	10	20	37
TENNESSEE EASTERN.....	108	1	6	13	59	1	6	14	49	1	6	11
TENNESSEE MIDDLE.....	61	2	19	33	32	2	15	31	29	3	20	38
TENNESSEE WESTERN.....	94	3	14	26	61	4	14	25	33	1	14	26
SEVENTH CIRCUIT...	481	4	19	43	280	2	19	43	201	5	20	44
ILLINOIS NORTHERN....	221	4	18	44	124	4	17	46	97	4	18	43
ILLINOIS CENTRAL.....	43	6	18	41	27	4	11	32	16	-	-	-
ILLINOIS SOUTHERN....	13	-	-	-	3	-	-	-	10	-	-	-
INDIANA NORTHERN....	57	3	19	46	38	2	17	43	19	-	-	-
INDIANA SOUTHERN....	70	1	17	33	40	1	17	29	30	5	17	33
WISCONSIN EASTERN....	62	10	26	44	40	12	25	43	22	-	-	-
WISCONSIN WESTERN....	15	-	-	-	8	-	-	-	7	-	-	-
EIGHTH CIRCUIT....	543	2	15	36	300	1	12	35	243	6	18	36
ARKANSAS EASTERN.....	82	3	27	50	47	3	24	46	35	12	29	55
ARKANSAS WESTERN.....	42	1	17	35	17	-	-	-	25	6	18	31
IOWA NORTHERN.....	19	-	-	-	10	-	-	-	9	-	-	-
IOWA SOUTHERN.....	10	-	-	-	4	-	-	-	6	-	-	-
MINNESOTA.....	55	3	25	40	25	1	21	36	30	8	30	42
MISSOURI EASTERN.....	154	3	9	23	85	2	9	21	69	4	10	26
MISSOURI WESTERN.....	53	1	22	38	30	1	20	37	23	-	-	-
NEBRASKA.....	72	2	12	29	43	1	10	29	29	9	16	29
NORTH DAKOTA.....	29	6	12	20	22	-	-	-	7	-	-	-
SOUTH DAKOTA.....	27	1	6	27	17	-	-	-	10	-	-	-
NINTH CIRCUIT.....	729	3	15	45	519	3	14	44	210	4	17	46
ALASKA.....	12	-	-	-	10	-	-	-	2	-	-	-
ARIZONA.....	23	-	-	-	19	-	-	-	4	-	-	-
CALIFORNIA NORTHERN..	175	4	12	41	123	4	10	38	52	4	13	47
CALIFORNIA EASTERN..	19	-	-	-	14	-	-	-	5	-	-	-
CALIFORNIA CENTRAL..	205	2	12	35	144	3	12	28	61	1	14	45
CALIFORNIA SOUTHERN..	36	7	16	41	25	5	15	44	11	-	-	-
HAWAII.....	28	1	21	54	24	-	-	-	4	-	-	-
IDAHO.....	25	7	17	36	14	-	-	-	11	-	-	-
MONTANA.....	37	1	10	20	19	-	-	-	18	-	-	-
NEVADA.....	28	6	21	48	19	-	-	-	9	-	-	-
OREGON.....	67	6	15	51	52	4	13	54	15	-	-	-
WASHINGTON EASTERN..	18	-	-	-	12	-	-	-	6	-	-	-
WASHINGTON WESTERN..	46	2	32	52	37	2	30	57	9	-	-	-
GUAM.....	5	-	-	-	2	-	-	-	3	-	-	-
NORTHERN MARIANAS...	5	-	-	-	5	-	-	-	-	-	-	-
TENTH CIRCUIT.....	488	2	12	31	309	1	13	33	179	4	10	25
COLORADO.....	141	3	18	29	108	2	18	32	33	4	18	27
KANSAS.....	58	9	21	49	36	9	21	51	22	-	-	-
NEW MEXICO.....	96	1	6	15	69	1	6	15	27	1	8	14
OKLAHOMA NORTHERN..	23	-	-	-	13	-	-	-	10	-	-	-
OKLAHOMA EASTERN..	18	-	-	-	6	-	-	-	12	-	-	-
OKLAHOMA WESTERN..	102	4	10	29	45	3	13	51	57	4	7	20
UTAH.....	26	6	14	38	16	-	-	-	10	-	-	-
WYOMING.....	24	-	-	-	16	-	-	-	8	-	-	-

EXCLUDES THE FOLLOWING NONJURY TRIALS: LAND CONDEMNATION, FORFEITURES AND PENALTY CASES, PRISONER PETITIONS (HABEAS CORPUS, MOTIONS TO VACATE SENTENCE UNDER 28 U.S.C. 2255, HEARINGS ON EVIDENTIARY MATTERS), BANKRUPTCY PETITIONS, AND THREE JUDGE COURT CASES.

* TIME INTERVALS COMPUTED ONLY WHERE THERE ARE 25 OR MORE TRIALS.