


4

# ANNUAL REPORT

## 1973-74



014639  
63910

**STATE OF NEW HAMPSHIRE**

**DEPARTMENT OF SAFETY**

**DIVISION OF STATE POLICE**

COLONEL PAUL A. DOYON, Director

- Annual Report,  
1973-74

STATE OF NEW HAMPSHIRE  
Department of Safety  
Division of State Police  
Concord, N. H. 03301

July 31, 1974

Commissioner Richard M. Flynn  
Department of Safety  
Concord, New Hampshire 03301

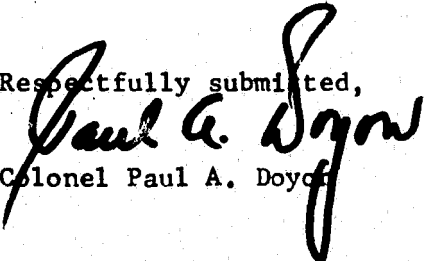
Dear Commissioner Flynn,

In accordance with RSA 106-B:16, I am pleased to submit the Annual Report of the activities of the Division of State Police.

This thirty-seventh year in the proud history of our division has been one of tremendous growth and achievement. All members of the division have worked diligently at their assigned tasks in the fulfilment of our mission - the protection of life and property.

While the past year was one of success, we all look forward to the challenges of the future with even greater hopes and expectations.

Respectfully submitted,

  
Colonel Paul A. Doyon

## TABLE OF CONTENTS

|                                 |    |
|---------------------------------|----|
| Letter of Acknowledgment.....   | i  |
| Table of Contents.....          | ii |
| Introduction.....               | 1  |
| Enforcement.....                | 2  |
| General Services.....           | 3  |
| Criminal Investigations.....    | 4  |
| Special Services                |    |
| Polygraph Unit.....             | 5  |
| Photograph Unit.....            | 5  |
| Criminal Laboratory.....        | 5  |
| Records and Report Unit.....    | 6  |
| Permit and License Unit.....    | 7  |
| Communications.....             | 7  |
| Training.....                   | 7  |
| Important Events.....           | 8  |
| Summary.....                    | 9  |
| Table of Organization.....      | 10 |
| Appendix                        |    |
| Traffic Violations.....         | 12 |
| Traffic Bureau Activity.....    | 13 |
| General Services.....           | 14 |
| Unmarked Cars.....              | 14 |
| A.S.A.P.....                    | 15 |
| Accidents.....                  | 16 |
| Crime Classifications.....      | 18 |
| Controlled Drug Report.....     | 19 |
| Communications.....             | 20 |
| Communications Maintenance..... | 22 |



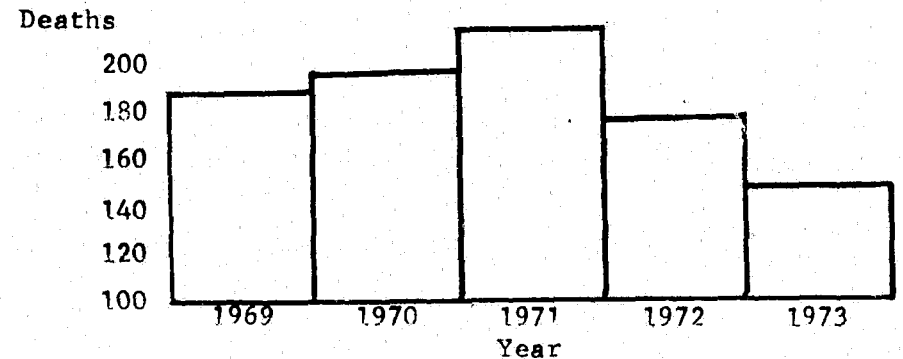
COLONEL PAUL A. DOYON  
DIRECTOR



## Introduction

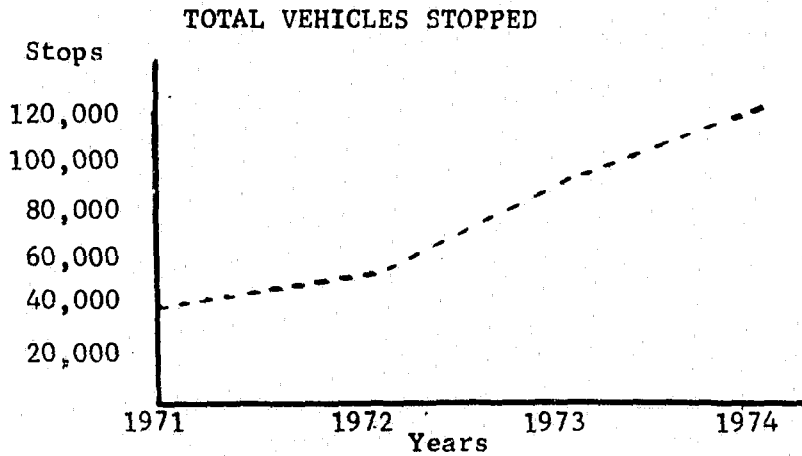
June 30, 1974 signaled the end of the 37th year of the New Hampshire State Police, a year of unparalleled growth and achievement for the division. Perhaps the most notable accomplishment has been the continued decline of traffic fatalities. In the last two years, traffic fatalities have been reduced 35%. While current trends indicate that we will be hard pressed to continue such a dramatic decrease, the efforts of all members of the division are channeled towards this end. This year will also be remembered as the year of the energy crisis. Reduced speeds of police vehicles as well as motorists, long lines, and mandatory energy conservation measures were a requirement. Indications are that even more requirements will be in order in the future.

## TRAFFIC FATALITIES



### Enforcement

Traffic enforcement in the past year increased 33.5% from over 93,000 total traffic stops (summons, warnings, etc.) in 1973 to over 124,000 stops. (See Appendix I). The type of vigorous enforcement given by the State Police is evident by the 54.6% increase in the amount of summonses issued.

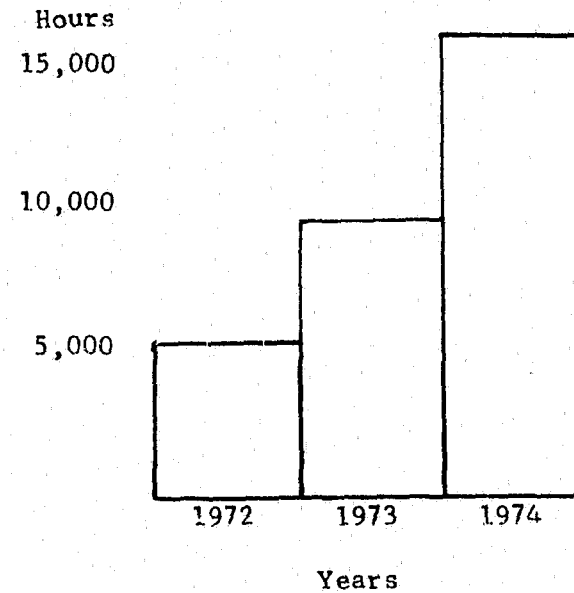


A significant increase of enforcement is noted in the areas of speeding and Driving While Intoxicated. More than twice as many people were summonsed this year for speeding. Arrests for DWI were up over 16% to a total of 2123 arrests. The ASAP Monitor Team (Alcohol Safety Action Project) accounted for 655 of these arrests.

### General Services

Another important increase for the Traffic Bureau has been in the area of General Services. This type of called for services - ranging from blood relays to VIP Security to Training Instructors - has tripled in the past three years.

**HOURS SPENT ON GENERAL SERVICE ACTIVITIES**



## Special Services

Various technical services within the division continued to serve the police community with professionalism and dedication. The polygraph (lie detector) continued to be increasingly used with 374 cases conducted for state and local police, an increase of 15.7% over the previous year

### Polygraph Examinations

1974

280 Truthful and Cleared

78 Deceptive and confessions

16 Indefinite

374 Total Cases Examined

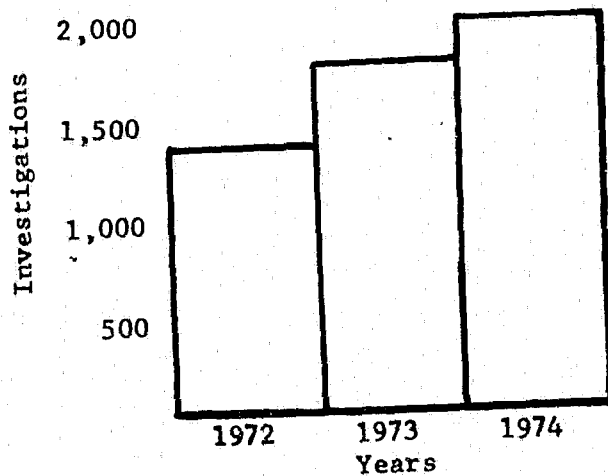
The Photographic Unit processed 2,649 negatives and 4,630 positives for the police and other agencies of state government, as well as assisting in videotaping correctional disturbances, homicide scenes, and introducing color photography to our capability.

The Criminal Laboratory, which conducts examinations for all police departments, increased its case load to 2,730 examinations. This 14% increase over the previous year consisted of 2140 examinations for drug identification and 590 forensic examinations.

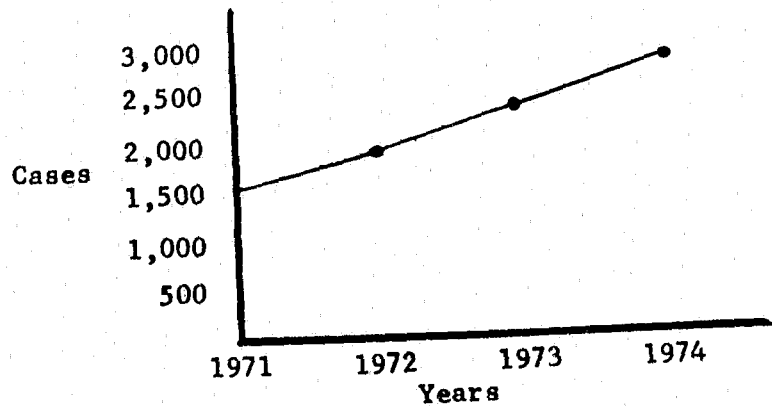
## Criminal Investigations

The number of criminal complaints (Class I and Class II Crimes as reported to the FBI) that were investigated by members of the division increased 8.4% up to 2012 investigations. In the category of class I Crimes, crimes against the person (violent crimes) increased 36.5% and crimes against property increased 35.6%. The Detective Bureau conducted felony investigations that required 66,164 manhours which resulted in 522 arrests. Crimes investigated by the division amounted to \$694,091 in stolen property with \$367,368 of that recovered.

CRIMINAL INVESTIGATIONS

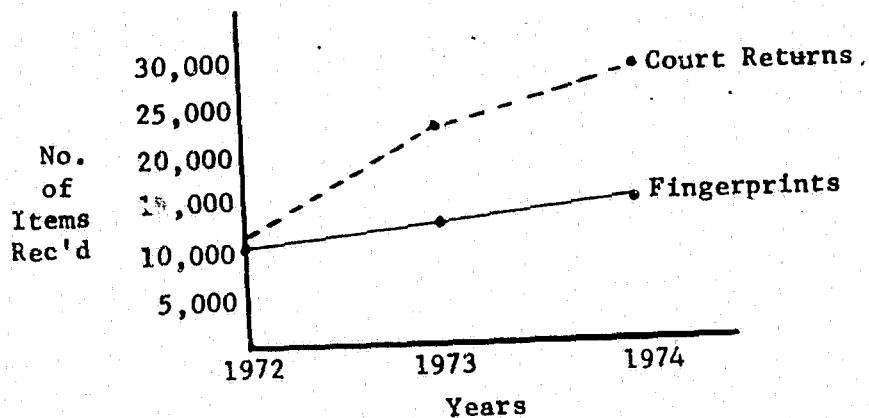


## NUMBER OF EXAMINATIONS BY CRIMINAL LABORATORY



The Records and Reports Unit processed 13,398 fingerprint cards, 28,118 court returns, and almost 30,000 requests for criminal record checks. The increased emphasis on security and privacy in the past year has required strict controls on the processing and dissemination of this sensitive information.

## ACTIVITY BY RECORDS AND REPORTS UNIT



The Permit and License Unit, which is responsible for the administration of the explosives and pistol permits, and the private detective and security guard licenses, processed 1616 permits and 339 licenses.

Another area of growth in the division, communications, saw increases in both the Communications Centers and in Communication Maintenance. The Communications Center at Headquarters handled over 778,000 transmissions, plus over 1/2 million transactions on the National Crime Information Center (NCIC) network. Communications Maintenance installed or serviced 5,337 units for the division as well as for local police and other state departments.

The State Police continued to place great emphasis in the fields of training and education. From the Training Schools conducted for certification of all police officers in the state, to the yearly In-Service Training, Weapons Qualification, and Crowd Control Seminars, to advanced education for key staff personnel at the New England Institute of Law Enforcement Management, the division continually strives to upgrade itself and its personnel. Notable in our training this year was the inception of the Police Defensive Pursuit Driving Course. This week long, practical course in defensive driving for police was developed in conjunction with the Sports Car Club of America. This school has successfully trained 64 Troopers and is gaining national acclaim.

## Important Events

In September, the division was enlarged by the transfer of 22 Motor Vehicle Inspectors from the Division of Motor Vehicles. These men became Trooper-Investigators, were given full police powers, and continued their primary function of inspections, exams, and other administrative work of the Division of Motor Vehicles. With the formation of this new troop, Troop I, all members of the Department of Safety with police powers are now working for the State Police.

The establishment of a formal K-9 Unit signaled the beginning of another specialized service of the division. Twelve trained Troopers and German Shepherds comprise this unit. Late in the year, this unit was increased by the addition of two bloodhounds, Felix and Oscar, the "Odd Couple."

The most demanding function of the year occurred in June at the annual Motorcycle Races. Every resource of the division was utilized to their fullest in this potentially explosive situation. The cost to the division was high. Fortunately, no one was seriously hurt. Hopefully, this year marked the end of these expensive and highly dangerous races.

Two notable retirements occurred during the year. CPT George McKeagney, Commander of the Northern Area, retired after 33 years of dedicated service to the State Police, and TR John Fuller retired, because of a service connected disability, after 17 years of work.

Legislative approval of pay raises and a 20 Year Retirement were welcomed by all members of the division.

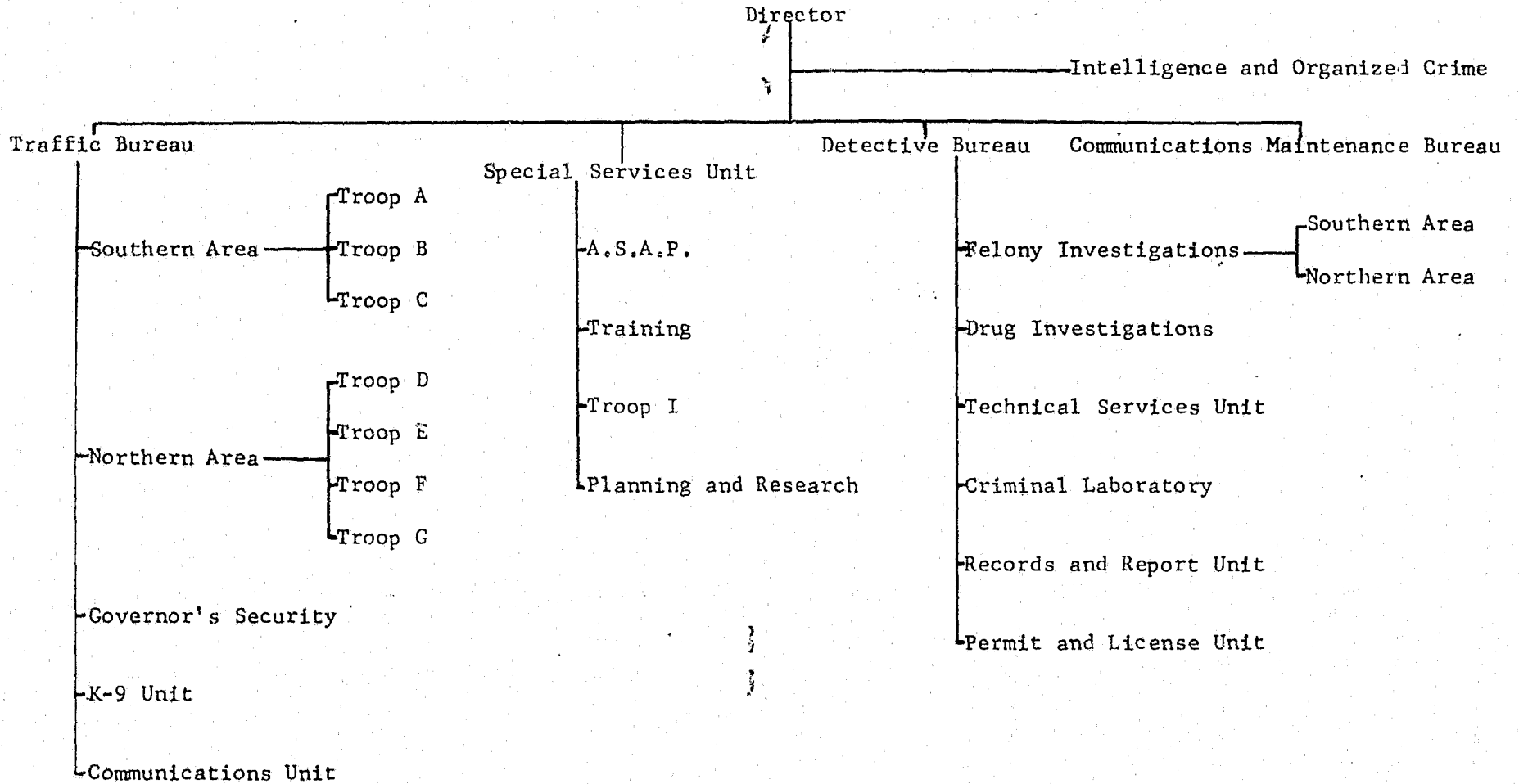
## Summary

Nineteen seventy-four, a year of growth for the division, saw increases in almost every area of work. As we enter our 38th year, we look forward to continued service to the citizens and police of the state. While we will continue to perform our present services and responsibilities in an increasingly efficient manner, we look forward to a year of many new challenges. The energy crisis will effect us again this year requiring strict budgetary and operational controls. The development of a Uniformed Crime Reporting Program and the implementation of the first stages of a Criminal Justice Information System for New Hampshire pose interesting problems. Finally, the design of a new headquarters facility in a proposed Department of Safety building will be a much looked forward to project. While our 37th year was one of increased activity, the entire force eagerly awaits the challenges of our 38th year.



NEW HAMPSHIRE STATE POLICE

Table of Organization



## Appendix I

## Traffic Violations

|                                     | Courts        |               | Warnings      |               |
|-------------------------------------|---------------|---------------|---------------|---------------|
|                                     | 1973          | 1974          | 1973          | 1974          |
| <b>Hazardous Moving Violations:</b> |               |               |               |               |
| Speeding                            | 9,429         | 19,272        | 8,178         | 8,740         |
| Right of Way                        | 139           | 128           | 272           | 342           |
| Traffic Signs and Signals           | 785           | 838           | 958           | 913           |
| Turning Movements                   | 435           | 215           | 211           | 206           |
| Failure to Keep Right               | 300           | 238           | 420           | 448           |
| Following to Close                  | 114           | 120           | 316           | 309           |
| Failure to Signal                   | 33            | 10            | 122           | 100           |
| Passing                             | 1,604         | 2,363         | 1,524         | 1,450         |
| Pedestrians                         | 110           | 248           | 212           | 580           |
| Motorcycles                         | 173           | 216           | 76            | 144           |
| all others                          | 2,135         | 2,436         | 2,728         | 2,740         |
| <b>Other Violations:</b>            |               |               |               |               |
| Vehicles                            | 4,197         | 5,065         | 4,235         | 5,229         |
| Motorcycles                         | 235           | 359           | 203           | 278           |
| Parking                             | 43            | 15            | 84            | 24            |
| Trucks                              | 1,306         | 1,675         | 754           | 776           |
| Licenses                            | 1,054         | 1,328         | 1,539         | 1,681         |
| Registrations                       | 862           | 1,282         | 1,345         | 1,487         |
| Accidents                           | 271           | 108           | 29            | 30            |
| all others                          | 1,289         | 1,301         | 9,846         | 1,309         |
| <b>Total</b>                        | <b>24,514</b> | <b>37,900</b> | <b>33,064</b> | <b>27,242</b> |

## Appendix II

## Traffic Bureau Activity

|                        | 1972      | 1973      | 1974      |
|------------------------|-----------|-----------|-----------|
| Miles Traveled         | 4,045,309 | 4,454,920 | 4,886,729 |
| Hours on patrol        | 214,482   | 216,842   | 239,742   |
| Court Summonses        | 22,954    | 24,514    | 37,900    |
| Warnings Issued        | 17,049    | 33,064    | 27,242    |
| Checkups               | 6,972     | 16,558    | 37,126    |
| Suspensions            | 1,027     | 1,193     | 594       |
| DE Tags                | 15,429    | 17,702    | 21,353    |
| Accidents Investigated | 2,767     | 3,005     | 2,332     |
| Hours on Accidents     | 6,520     | 6,006     | 5,481     |
| Aids Rendered          | 21,097    | 24,797    | 27,632    |
| Hours in Court         | 10,318    | 10,931    | 11,898    |
| Hours with Radar       | 2,626     | 1,659     | 3,035     |
| Special Details        | 1,640     | 1,722     | 1,050     |
| Hours Special Detail   | 21,138    | 22,713    | 17,008    |
| Hours Criminal Invest. | 16,209    | 9,636     | 12,367    |
| Criminal Arrests       | 1,797     | 1,492     | 1,440     |
| Hours Supervision      | 23,370    | 26,714    | 36,852    |
| Hours Training         | 13,549    | 27,280    | 21,259    |
| Hours Communications   | 5,567     | 2,762     | 2,886     |
| General Services       | 4,938     | 9,867     | 6,598     |
| Hours General Service  | 5,449     | 9,857     | 16,285    |

Appendix III

General Services

Total number of hours spent in activities not specifically related to direct traffic activity or criminal investigation.

|                      | <u>1973</u> | <u>1974</u> |
|----------------------|-------------|-------------|
| General Police       | 2294        | 3497        |
| Traffic Assistance   | 2227        | 5199        |
| Criminal Assistance  | 2438        | 2432        |
| Emergencies          | 475         | 1750        |
| Special Activities   | 1355        | 1723        |
| Technical Assistance | 1068        | 1684        |
| total                | 9857        | 16285       |

Appendix IV

Unmarked Vehicle Activity

| <u>Prior Convictions</u> | <u>Residency</u> |                     | <u>total</u> |
|--------------------------|------------------|---------------------|--------------|
|                          | <u>in state</u>  | <u>out of state</u> |              |
| none                     | 1,321            | 1,103               | 2,424        |
| 1                        | 455              | 151                 | 606          |
| 2                        | 272              | 51                  | 323          |
| 3                        | 160              | 25                  | 185          |
| 4                        | 129              | 15                  | 144          |
| 5                        | 83               | 9                   | 92           |
| 6 or more                | 146              | 13                  | 159          |
| total                    | 2,566            | 1,367               | 3,933        |

Appendix V

ASAP Monitor Team

| Activity:                     | <u>Courts</u> | <u>Warnings</u> | <u>Suspensions</u> |
|-------------------------------|---------------|-----------------|--------------------|
| Violations Involving Alcohol: |               |                 |                    |
| Driving While Intoxicated     | 655           |                 | 139                |
| Operating After Drinking      |               | 601             | 19                 |
| Illegal Transportation        |               |                 |                    |
| Hazardous Moving Violations   | 179           | 437             |                    |
| all others                    | 401           | 1043            |                    |
| Total number of Checkups -    | 2563          |                 |                    |
| Total number of DE tags -     | 2314          |                 |                    |

Arrests for DWI by ASAP

93% are men  
 Average age - 34½  
 Average BAC\*-.17

7% are women  
 Average age - 31  
 Average BAC\*-.16

88% of those arrested are found Guilty

\* Blood Alcohol Content

Appendix VI

Traffic Accidents

Accidents occurred on the following days:

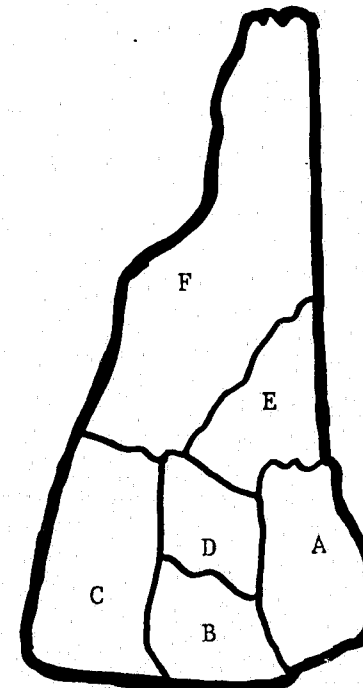
| <u>Day</u> | <u># Fatal Accidents</u> | <u># Prop. Dmg &amp; Per. Inj.</u> |
|------------|--------------------------|------------------------------------|
| Monday     | 4                        | 253                                |
| Tuesday    | 7                        | 217                                |
| Wednesday  | 5                        | 223                                |
| Thursday   | 7                        | 250                                |
| Friday     | 8                        | 307                                |
| Saturday   | 12                       | 382                                |
| Sunday     | 9                        | 306                                |

Troop Coverage of accidents:

| <u>Troop</u> | <u>Fatal</u> | <u>PI</u> | <u>PD</u> |
|--------------|--------------|-----------|-----------|
| A            | 10           | 119       | 231       |
| B            | 6            | 52        | 84        |
| C            | 4            | 81        | 148       |
| D            | 10           | 81        | 113       |
| E            | 7            | 72        | 128       |
| F            | 8            | 94        | 200       |
| G            | 7            | 153       | 382       |



The prevention of accidents is a main concern of all Troopers.



Troop Areas

Appendix VII

Crime Classification

|                         | <u>1973</u> | <u>1974</u> |
|-------------------------|-------------|-------------|
| <b>Class I Crimes:</b>  |             |             |
| Homicide                | 8           | 5           |
| Rape                    | 12          | 16          |
| Robbery                 | 10          | 12          |
| Assault                 | 52          | 79          |
| Burglary                | 486         | 580         |
| Larceny                 | 187         | 250         |
| Auto Theft              | 22          | 45          |
| <b>Class II Crimes:</b> |             |             |
| Other Assaults          | 20          | 19          |
| Arson                   | 17          | 19          |
| Forgery                 | 1           | 10          |
| Fraud                   | 5           | 2           |
| Embezzlement            | 1           | 1           |
| Stolen Property         | 21          | 29          |
| Malicious Damage        | 65          | 103         |
| Weapons                 | 19          | 9           |
| Prostitution            | 4           | 1           |
| Sex Offenses            | 14          | 20          |
| Drug Laws               | 296         | 400         |
| Gambling                | 7           | 2           |
| Offenses v. Family      | 3           | 4           |
| Liquor Laws             | 205         | 16          |
| Drunk                   | 114         | 67          |
| Disorderly Conduct      | 9           | 47          |
| all others              | 277         | 276         |
| <b>Total</b>            | <b>1855</b> | <b>2012</b> |

Appendix VIII

Controlled Drugs

In calendar year 1973, the following drug offenses were investigated by members of the division:

|                         |     |
|-------------------------|-----|
| Possession              | 511 |
| Sale                    | 226 |
| Manufacture             | 16  |
| Knowingly Being Present | 201 |
| Conspiracy              | 26  |

These investigations involved the following types of drugs:

|             |     |
|-------------|-----|
| Marijuana   | 810 |
| Amphetamine | 65  |
| LSD         | 34  |
| Hashish     | 23  |
| Barbituate  | 10  |
| Cocaine     | 8   |
| Heroin      | 5   |
| others      | 25  |

Appendix IX

Communications

| <u>Location</u>                 | <u>Activity</u>     |         |
|---------------------------------|---------------------|---------|
| Headquarters                    | Radio Transmissions | 538,692 |
|                                 | Telephone Calls     | 83,071  |
|                                 | Teletype Items      | 156,828 |
| Troop A                         | Radio Transmissions | 181,300 |
|                                 | Telephone Calls     | 67,692  |
| Troop E                         | Radio Transmissions | 80,217  |
|                                 | Telephone Calls     | 14,492  |
| Troop F                         | Radio Transmissions | 113,478 |
|                                 | Telephone Calls     | 45,464  |
| Grand Total Radio Transmissions |                     | 913,687 |
| Grand Total Telephone Calls     |                     | 284,476 |



The National Law Enforcement Teletype Network  
Terminal, State Police Headquarters, Concord, NH

Appendix X

Communications Maintenance

|                                  | <u>1973</u> | <u>1974</u> |
|----------------------------------|-------------|-------------|
| Section Activity (in man-hours): |             |             |
| Repair                           | 5334        | 6273        |
| Preventative Maintenance         | 383         | 327         |
| New Construction                 | 4155        | 4564        |
| FCC Measurements                 | 528         | 641         |
| Shop Time                        | 1008        | 1199        |
| Travel Time                      | 1707        | 1693        |
| Departments Serviced:            |             |             |
| Department of Safety             | 2520        | 2735        |
| Local Police                     | 1635        | 1371        |
| Public Works                     | 630         | 652         |
| D.R.E.D.                         | 381         | 299         |
| Fish and Game                    | 267         | 217         |
| others                           | 45          | 63          |

prepared by:

Planning and Research Unit  
New Hampshire State Police  
Concord, NH 03301

**END**