

146188

Intelligence Trends

Vol. 14, No. 3, 1987

Special Report

From the Source to the Street

Author: [Redacted] / Editor: [Redacted]

146188

**U.S. Department of Justice
National Institute of Justice**

This document has been reproduced exactly as received from the person or organization originating it. Points of view or opinions stated in this document are those of the authors and do not necessarily represent the official position or policies of the National Institute of Justice.

Permission to reproduce this [Redacted] material has been granted by

Public Domain/DEA

U.S. Department of Justice

to the National Criminal Justice Reference Service (NCJRS).

Further reproduction outside of the NCJRS system requires permission of the [Redacted] owner.

Intelligence Trends

The Drug Enforcement Administration's (DEA) *Intelligence Trends* (formerly *Quarterly Intelligence Trends*), a strategic intelligence publication, provides a comprehensive assessment of illicit drug production, trafficking, and use. Strategic intelligence is an end product of the intelligence process. In the context of Federal drug law enforcement, it is a blending of facts and analysis to produce informed judgments on major aspects of world-wide drug situations. Strategic intelligence differs from operational and tactical intelligence in that it addresses the larger issues with which policy makers and managers are concerned, rather than the case support required by the criminal investigator in the field. Because of the broad needs served by strategic intelligence, its data base must encompass many diverse types of information, both enforcement and non-enforcement, government and non-government. Within the DEA, however, the most important source is the investigative reporting from DEA domestic field and overseas country offices.

Intelligence Trends provides the Federal Government and state and local law enforcement organizations with information essential to the formulation of drug control programs within the United States and abroad. *Intelligence Trends* provides DEA a finished intelligence reference to assist in the development of the U.S. Federal Strategy on drug use and control.

Inquiries and proposed articles should be directed to:

Chief, Strategic Intelligence Section
Drug Enforcement Administration
1405 I Street, N.W.
Washington, D.C. 20537

Intelligence Trends

Vol. 14, No. 3, 1987

Contents

- 1 From the Source to the Street:
Current Prices for Cannabis, Cocaine,
and Heroin**
 - 2 *Domestic Marijuana***
 - 2 *Hashish***
 - 3 *Foreign Source Marijuana***
 - Mexico*
 - Colombia*
 - Thailand*
 - Jamaica*
 - 6 *Cocaine***
 - Bolivia*
 - Colombia*
 - Peru*
 - 7 *Mexican Heroin***
 - 8 *Southwest Asian Heroin***
 - 9 *Southeast Asian Heroin***
-

From the Source to the Street:

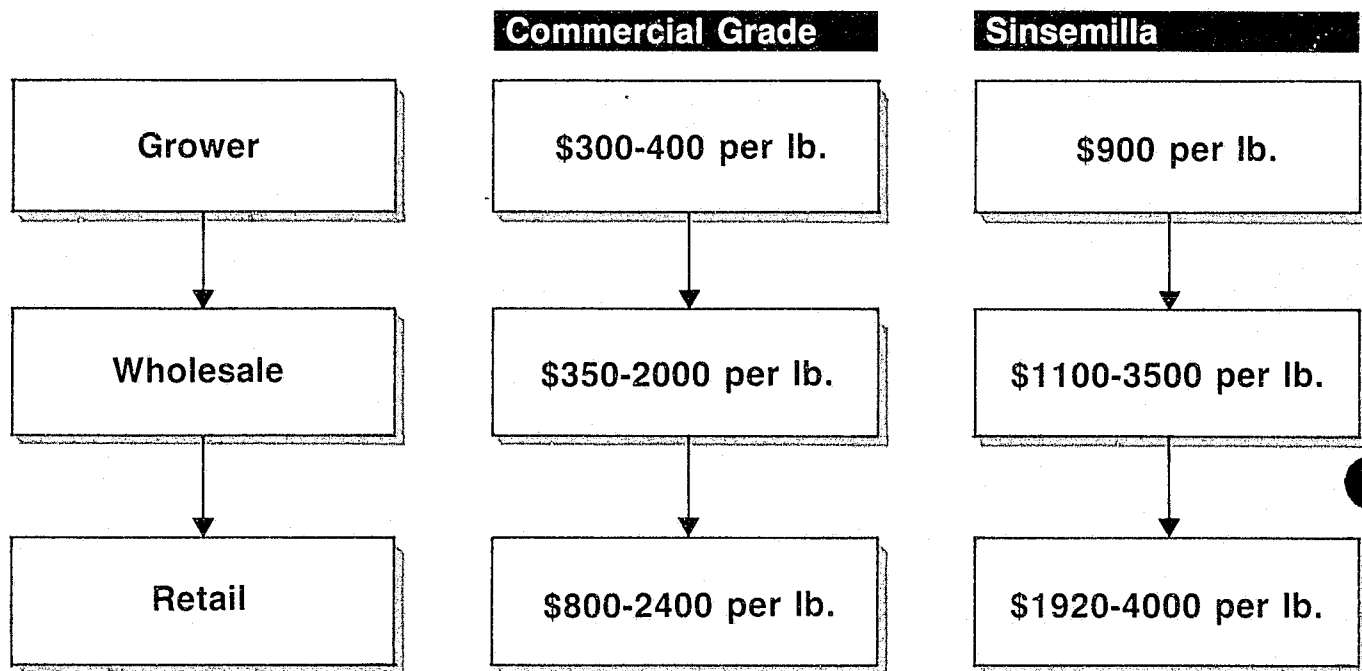
Current Prices for Cannabis, Cocaine, and Heroin

The following charts give the prices for cannabis, cocaine, and heroin at successive stages of production and trafficking. Prices fluctuate depending on place, time of year, and local demand. The figures given in these charts are representative of the general prices for areas specified. They are not necessarily a reliable guide to specific locations. Purities are based on averages of available information at the various stages of trafficking. Drug availability, demand, and law enforcement pressure will greatly affect purity and price. (Prices reflect Office of Intelligence data as of December 1987).

The information contained in this report is frequently requested by law enforcement officials and policy makers. It is not intended to serve as a measure of the value of drug seizures in terms of their retail sales price.

Domestic Marijuana

Selling Prices for One Pound of Marijuana at Successive Levels of Trafficking.

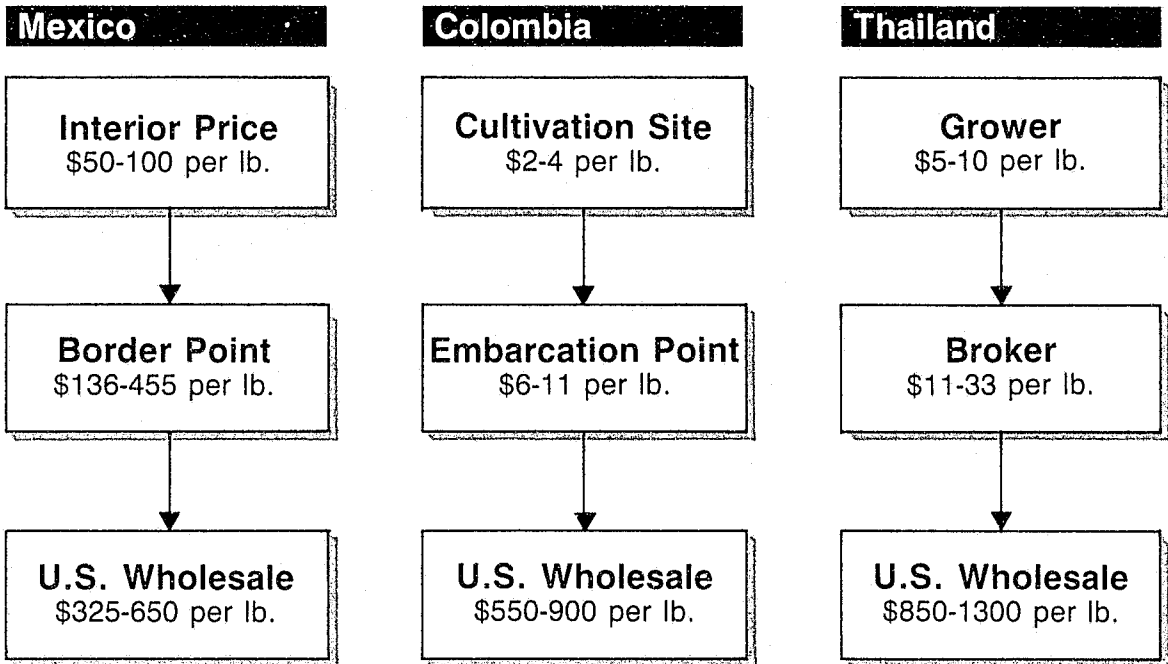


Hashish

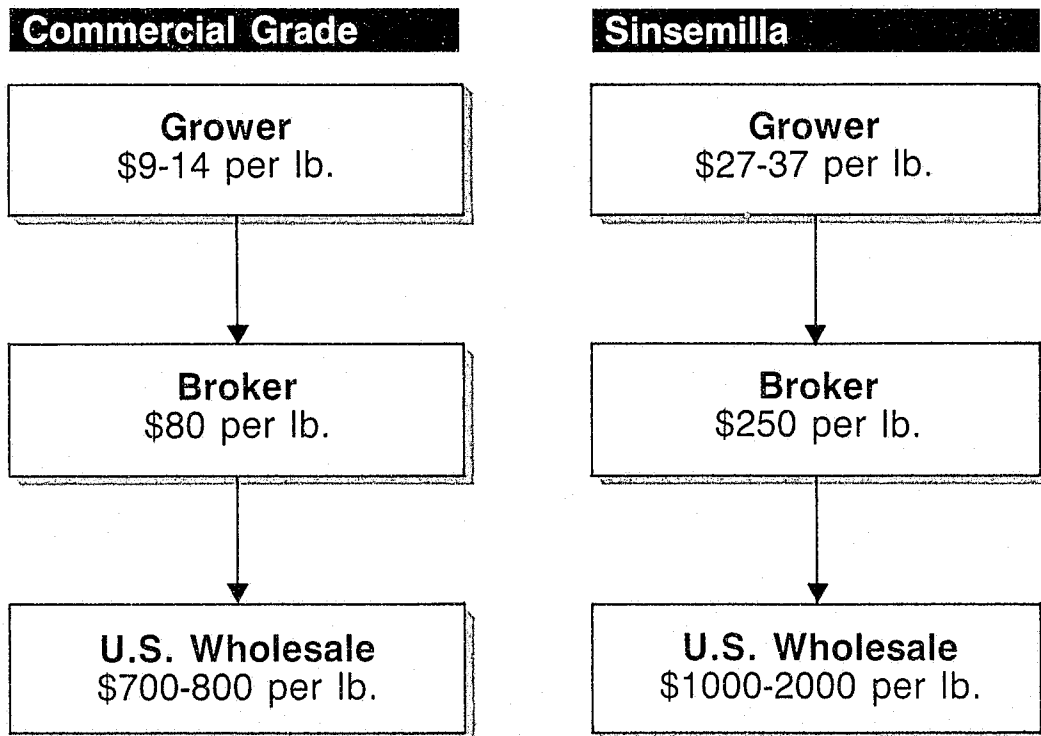
Since American cannabis users prefer marijuana, there is limited trafficking in hashish. When encountered, however, a pound of hashish at the retail level sells for \$1200 to \$2000; an ounce for \$80 to \$400. The probable sources of hashish available in the United States are Pakistan/Afghanistan, Lebanon, and Morocco.

Foreign Source Marijuana

Selling Prices for One Pound of Marijuana at Successive Levels of Trafficking.

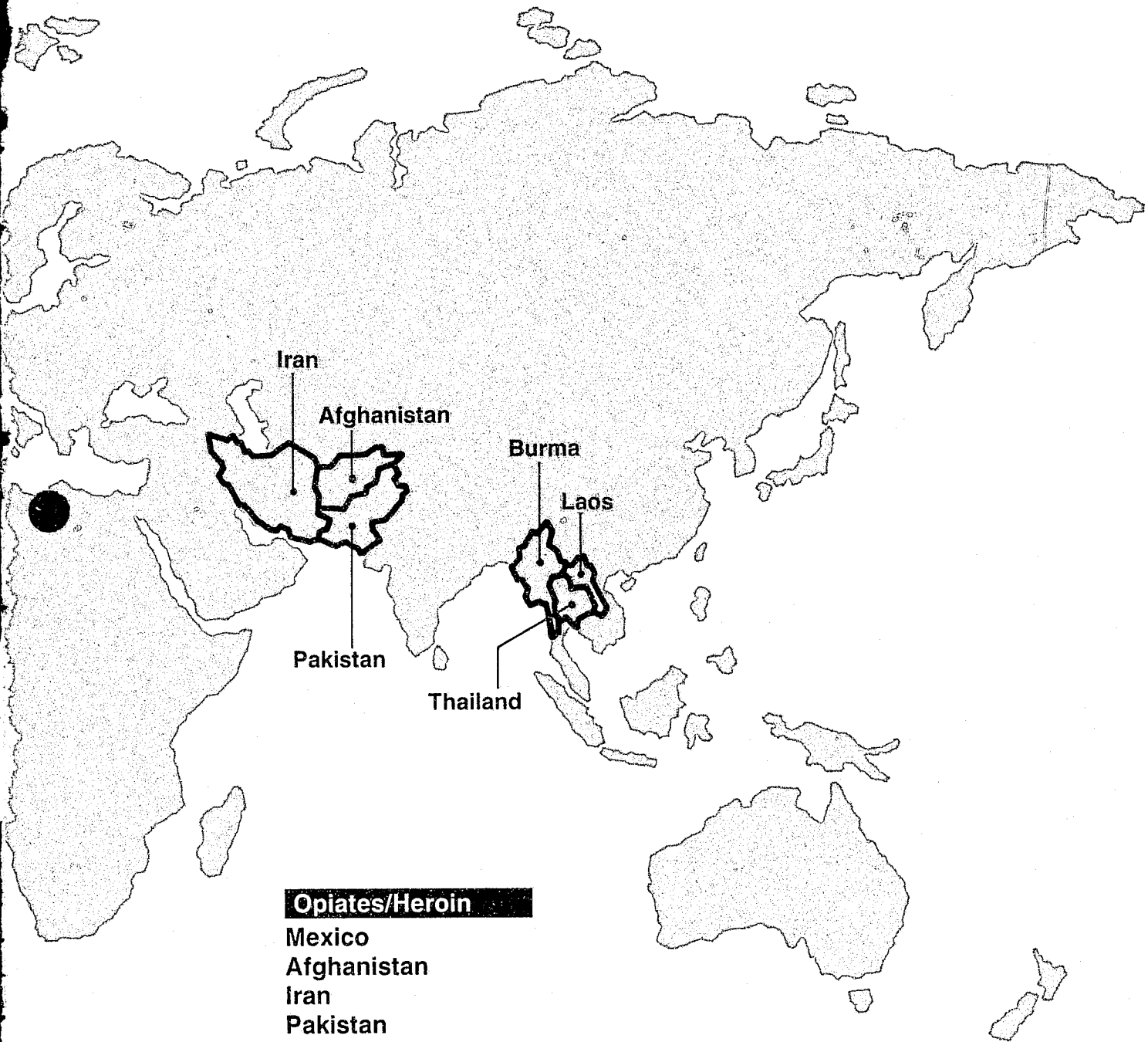


Jamaica



Drug Source Countries



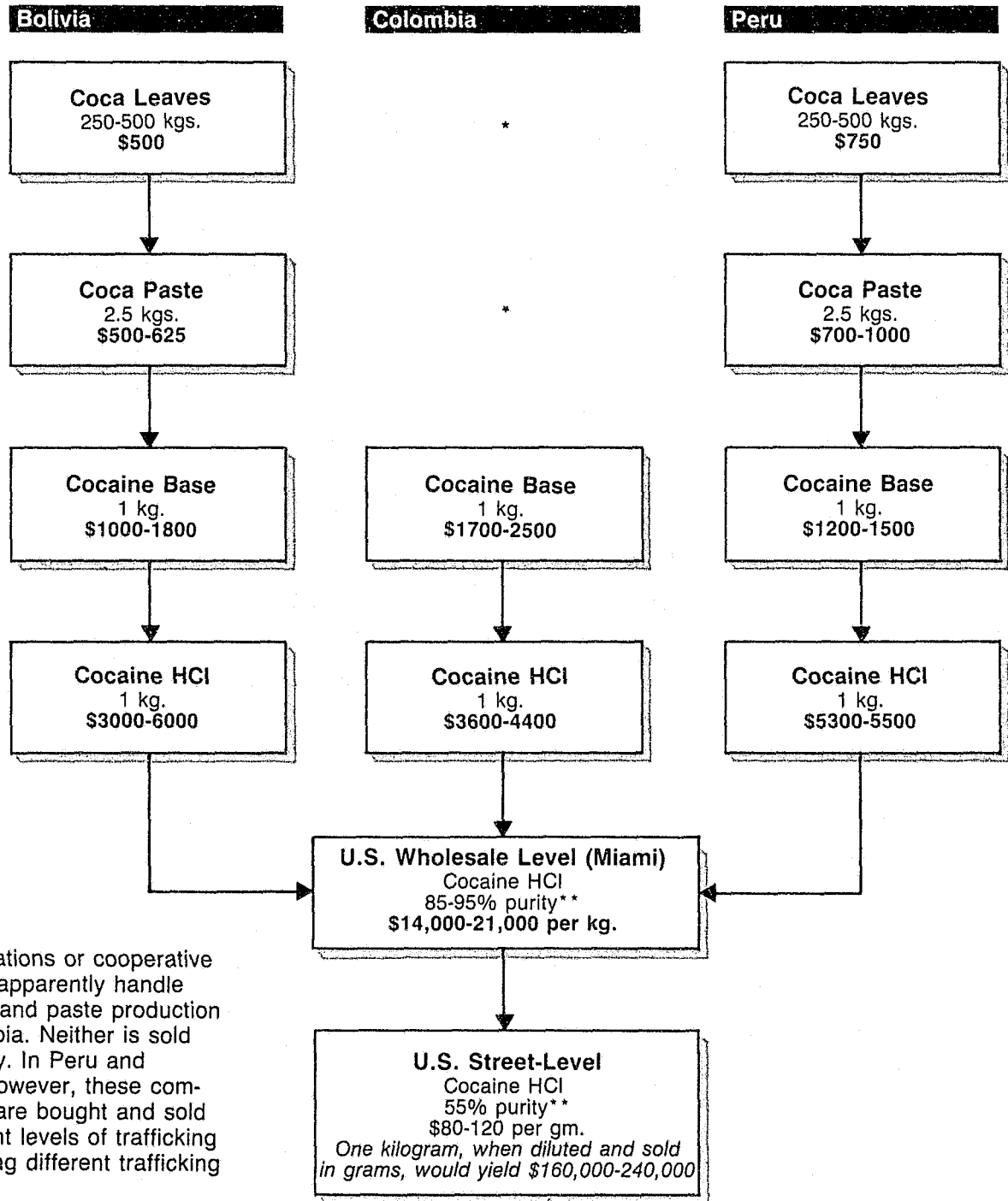


Opiates/Heroin

- Mexico
- Afghanistan
- Iran
- Pakistan
- Burma
- Laos
- Thailand

Cocaine

Selling Prices for the Equivalent of One Kilogram of Cocaine at Successive Stages of Trafficking.

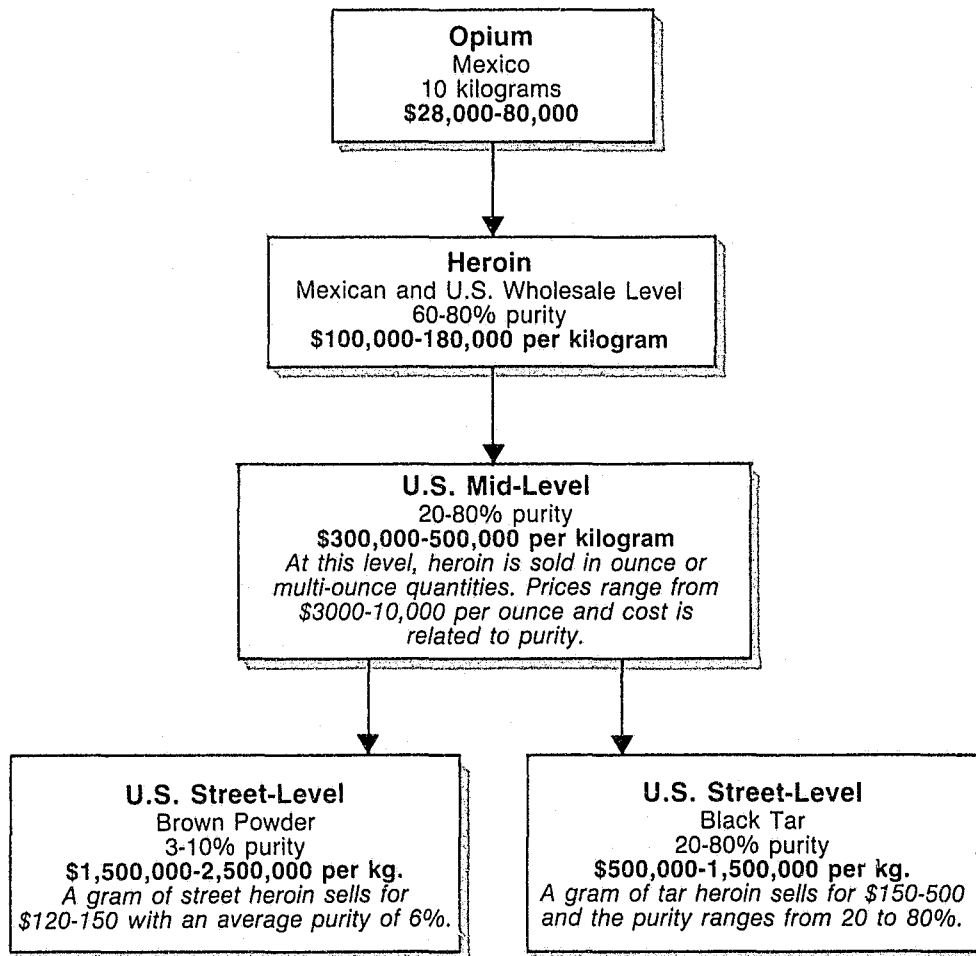


*Organizations or cooperative ventures apparently handle both leaf and paste production in Colombia. Neither is sold separately. In Peru and Bolivia, however, these commodities are bought and sold at different levels of trafficking and among different trafficking groups.

**All prices are in terms of undiluted product. Prevailing purities at distribution levels are indicated merely for convenience.

Mexican Heroin

Selling Prices for the Equivalent of One Kilogram of Mexican Heroin at Successive Stages of Trafficking. (60-80% Purity)

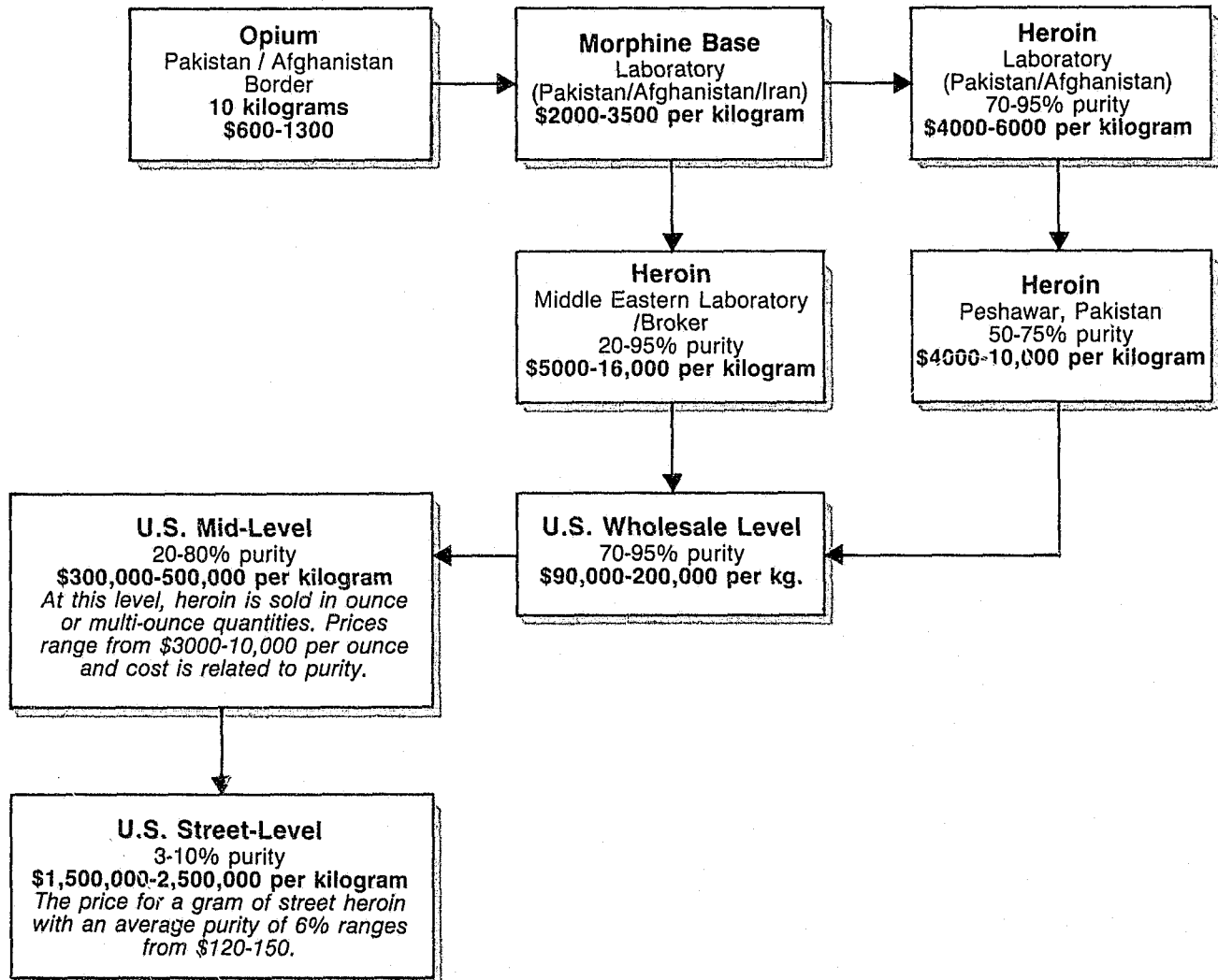


In Mexico, organizations or confederations direct virtually all aspects of heroin trafficking: opium poppy cultivation, the refining process, and the transportation and distribution of the heroin within Mexico. In most instances, these same organizations also con-

trol the smuggling of the heroin into the United States and its eventual sale at both the wholesale and retail levels. Consequently, heroin is rarely sold at the wholesale level in Mexico, but when it is, prices are comparable to those in the United States.

Southwest Asian Heroin

Selling Prices for the Equivalent of One Kilogram of Southwest Asian Heroin at Successive Stages of Trafficking. (50-95% Purity)

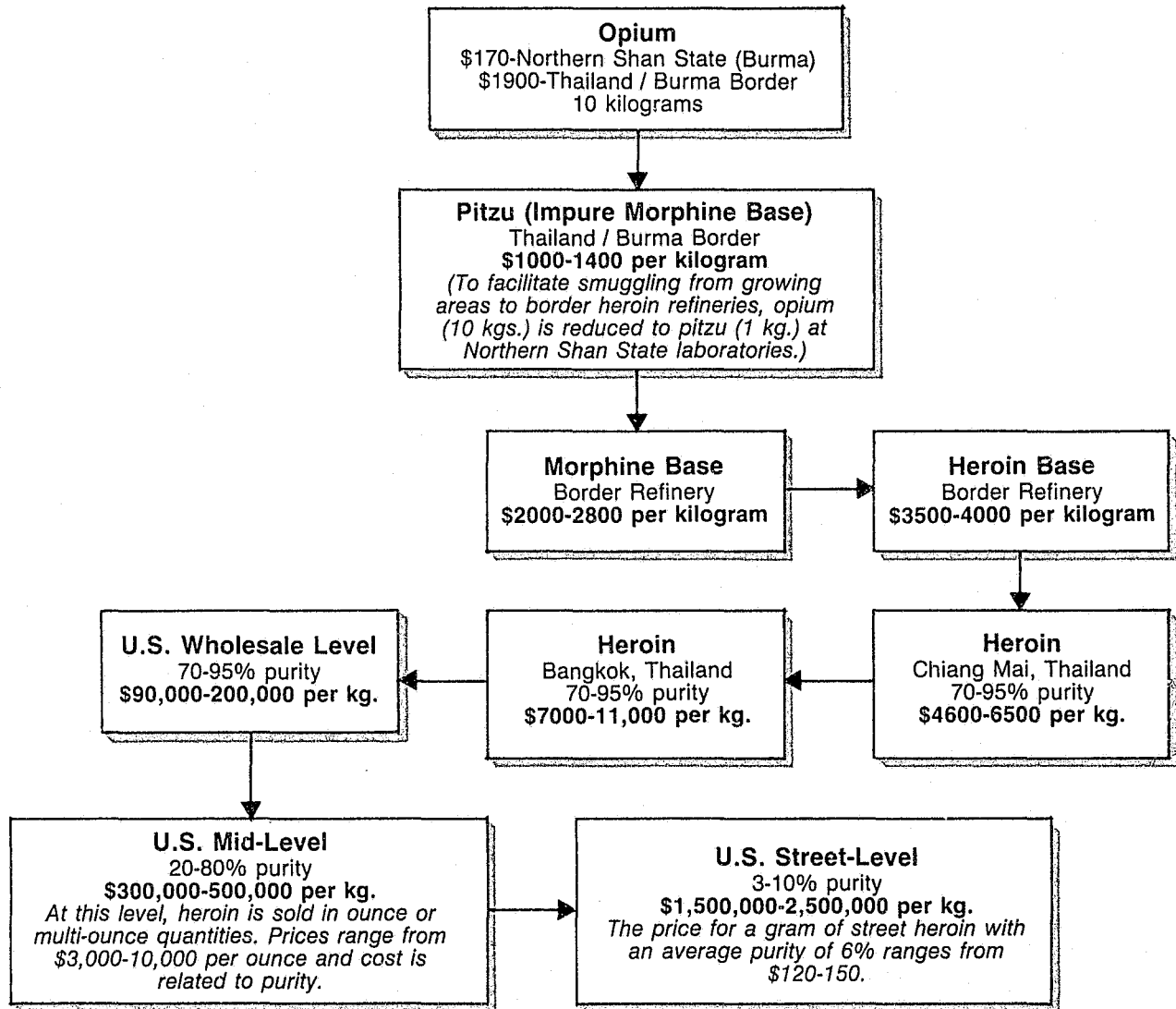


The change in price levels as opiates move from source to use primarily reflects the profit motive of dealers at each level of distribution. Factors such as geographic distance from source (and hence replaceability), increased refinement and portability through laboratory processing, and greater risk of seizure at borders and in distribution systems also affect the cost.

Southwest Asian heroin is produced in laboratories in Pakistan, Afghanistan, Iran, India, and several Middle Eastern countries. The morphine base used in these laboratories comes from Pakistan, Afghanistan, or Iran which also are opium source areas.

Southeast Asian Heroin

Selling Prices for the Equivalent of One Kilogram of Southeast Asian Heroin at Successive Stages of Trafficking. (70-95% Purity)



The change in price levels as opiates move from source to use primarily reflects the profit motive of dealers at each level of distribution. Factors such as geographic distance from source (and hence replaceability), increased refinement and portability through laboratory processing, and greater risk of seizure at borders and in distribution systems also affect the cost.

Southeast Asian opiates, from opium to heroin, are

produced in Burma, Laos, and Thailand. Heroin from these laboratories is usually the injectable type (No.4) and averages from 70 to 95 percent in purity. Morphine and heroin base are smuggled into Hong Kong and Malaysia for further processing. The smoking heroin (No.3, with a purity range of 20 to 40 percent) produced in these locations is primarily for local consumption.

Distribution

DEA Headquarters
DEA Field Offices
DEA Laboratories
EPIC

FBI Headquarters
FBI Field Offices

DOJ
OCDETF
U.S. Attorneys

The White House
NNBIS
Congress
ATF
CIA
Coast Guard
Customs
DOD
DIA
GAO
Health & Human Services
INS
IRS
NIDA
National Park Service
NSA
State
U.S. Embassies
VA

State/Local Law Enforcement Agencies
Interpol
Foreign Law Enforcement Agencies

