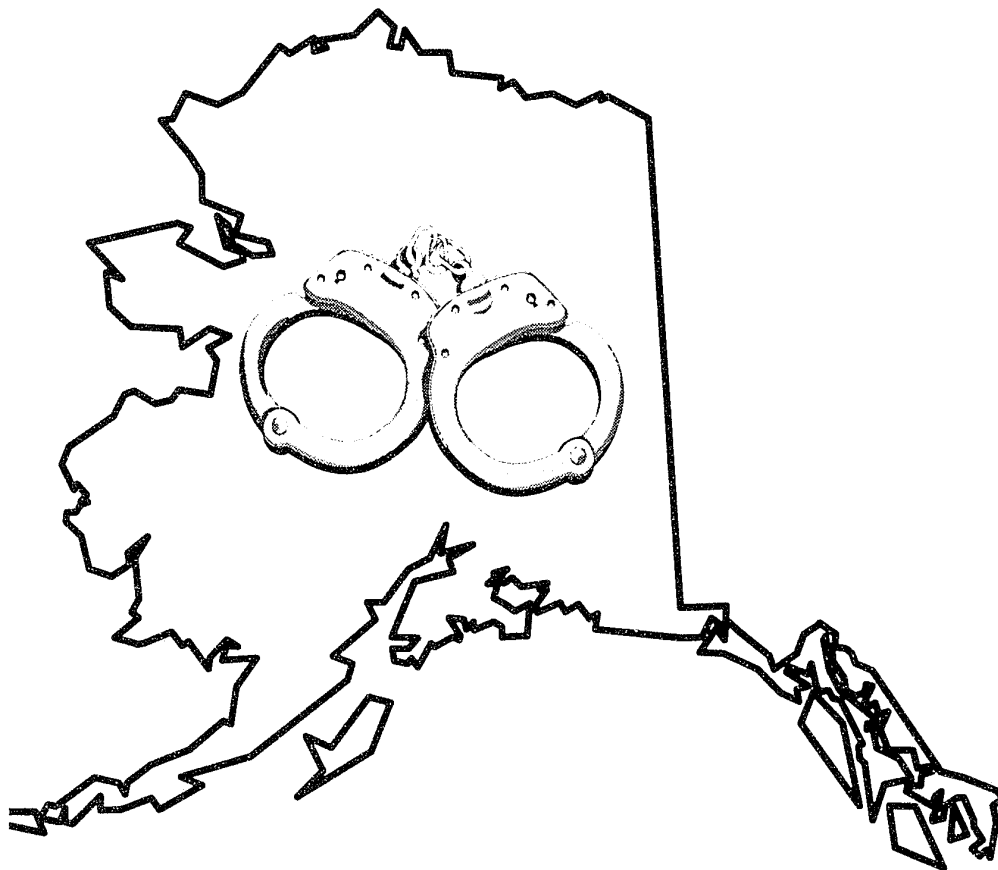


MFI

# Crime Reported in Alaska 1992



**FORM CRIME REPORTING**

**Department of Public Safety**

14618081971

STATE OF ALASKA

146180

# CRIME REPORTED IN ALASKA

## 1992

### UNIFORM CRIME REPORTING DEPARTMENT OF PUBLIC SAFETY

146180

U.S. Department of Justice  
National Institute of Justice

This document has been reproduced exactly as received from the person or organization originating it. Points of view or opinions stated in this document are those of the authors and do not necessarily represent the official position or policies of the National Institute of Justice.

Permission to reproduce this copyrighted material has been granted by  
Alaska Dept. of Public Safety

to the National Criminal Justice Reference Service (NCJRS).  
Further reproduction outside of the NCJRS system requires permission of the copyright owner.

Prepared By:  
**ADMINISTRATIVE SERVICES**  
**Information Systems**

"Crime Reported in Alaska" is a publication of the Administrative Services Division of the Alaska Department of Public Safety. Printed in Anchorage, Alaska at the cost of \$12.05 per book, it is intended to inform Alaskans about the type and frequency of crime reported in Alaska during 1992.

## TABLE OF CONTENTS

Uniform Crime Reporting Program .....	1
Contributing Agencies .....	2
Non Contributing Municipal Agencies .....	3
Alaska Map .....	5
Reported Crime Frequency 1992 .....	7
Part I Offenses for Crime Index .....	9
Total Crimes and Crime Index Rate .....	10
Crime Summary - Alaska .....	10
Part I Offenses, Crimes and Rates .....	11
Reported Part I Offenses (Graph) .....	13
Estimated Crime Rate (Graph) .....	15
Population (Graph) .....	17
Officers Killed in the Line of Duty .....	19
Law Enforcement Employees by Agency .....	20
1992 Agency Totals .....	21

### PART I OFFENSES

#### **Murder**

Trend .....	31
Summary .....	31
Year (Graph) .....	33
Weapon (Graph) .....	33
Month (Graph) .....	35
Relationship (Graph) .....	35
Offenders by Age, Sex, Race .....	37
Victim by Age, Sex, Race .....	38

#### **Rape**

Trend .....	39
Summary .....	39
Year (Graph) .....	41
Attempt vs Force (Graph) .....	41
Month (Graph) .....	43
Arrests by Age, Sex, Race .....	45

#### **Robbery**

Trend .....	47
Summary .....	47
Year (Graph) .....	49
Weapon (Graph) .....	49
Month (Graph) .....	51
Place of Occurrence (Graph) .....	51
Arrests by Age, Sex, Race .....	53

<b>Aggravated Assaults</b>	
Trend . . . . .	55
Summary . . . . .	55
Year (Graph) . . . . .	57
Weapon (Graph) . . . . .	57
Month (Graph) . . . . .	59
Arrests by Age, Sex, Race . . . . .	61
<b>Burglary</b>	
Trend . . . . .	63
Summary . . . . .	63
Year (Graph) . . . . .	65
Types of Entry (Graph) . . . . .	65
Month (Graph) . . . . .	67
Place/Time of Occurrence (Graph) . . . . .	67
Arrests by Age, Sex, Race . . . . .	69
<b>Larceny</b>	
Trend . . . . .	71
Summary . . . . .	71
Year (Graph) . . . . .	73
Type (Graph) . . . . .	73
Month (Graph) . . . . .	75
Arrests By Age, Sex, Race . . . . .	77
<b>Motor Vehicle Theft</b>	
Trend . . . . .	79
Summary . . . . .	79
Year (Graph) . . . . .	81
Type (Graph) . . . . .	81
Month (Graph) . . . . .	83
Arrests by Age, Sex, Race . . . . .	85

**TABLES FOR CONTRIBUTING AGENCIES**

Offenses Known to the Police	
Property Stolen by Class	
Property by Type and Value	
Arrests by Age, Sex, Race	
Law Enforcement Officers Killed or Assaulted	
Arson Offenses	
Alaska State Troopers . . . . .	89
Anchorage Airport Safety . . . . .	99
Anchorage Police Department . . . . .	107
Bethel Police Department . . . . .	117
Bristol Bay Police Department . . . . .	125
Cordova Police Department . . . . .	133
Craig Police Department . . . . .	141
Fairbanks Police Department . . . . .	149

Haines Police Department . . . . .	157
Homer Police Department . . . . .	165
Juneau Police Department . . . . .	175
Kenai Police Department . . . . .	185
Ketchikan Police Department . . . . .	193
Klawock Police Department . . . . .	195
Kodiak Police Department . . . . .	203
Kotzebue Police Department . . . . .	213
North Pole Police Department . . . . .	219
North Slope Borough . . . . .	227
Palmer Police Department . . . . .	237
Petersburg Police Department . . . . .	245
Seward Police Department . . . . .	253
Skagway Police Department . . . . .	261
Soldotna Police Department . . . . .	269
University of Alaska Fairbanks . . . . .	277
Wrangell Police Department . . . . .	285
Definitions . . . . .	293

## UNIFORM CRIME REPORTING PROGRAM

The Federal Bureau of Investigations (FBI) requests each state to participate in Uniform Crime Reporting (UCR). The UCR program provides statistical data to measure the trends and distribution of crime in Alaska. Information Systems, is the collection point for Alaska's statewide UCR data and is responsible for publishing the annual Uniform Crime Reporting booklet. It reflects yearly statistics for statewide crime, and crime totals broken down by police and other law enforcement agencies. A series of nine standard reports involving a range of statistics covering reported offenses, the types and value of property stolen, age, sex and race of these arrests, arson cases, homicide case details and law enforcement officers assaulted or killed during duty are collected and maintained within our system as a normal course of our business. This information is extracted and analyzed from the Alaska Public Safety Information Network (APSIN) system.

The Department of Public Safety has been coordinating and compiling data for the UCR reporting program from voluntarily participating agencies. The 1992 Crime Reported in Alaska was compiled from UCR data submitted by law enforcement agencies within Alaska. Most major cities and more than 85% of the population are represented. Monthly index data is collected from local law enforcement agencies statewide for the purpose of measuring the level of criminal activity within the state. Statistical data is also transmitted to the FBI for inclusion in its annual report, Crime in the United States. At present, the UCR data collection process is operated on semi-manual and computerized basis. Some of the data is compiled from locally generated reports while other data is submitted through APSIN. APSIN provides local data input and automated generation of statistical reports via a download of data to a micro computer.

Providing extracts of information to the micro computer environment from APSIN is becoming more viable all the time. In the past, software and hardware was not available to allow easy extracts of data files. That is not the case today. The goal of Information Systems is to provide the APSIN information in an automated format and to shorten time periods it takes to create reports. Once the information is loaded to the Micro Computer, the user is able to utilize small databases, statistical packages, graphs, spreadsheets, word processors, or other micro computer applications to work with the information.

The number of reporting agencies for each year is not always consistent due to additional agencies coming on board and some agencies dropping out of the system. when viewing the Crime index rates over various years caution needs to be exercised. We have not made any adjustments for the number of reporting agencies over time. Due to time constraints and complexity of developing some reports out of Rbase, some titles indicate Statewide, when in fact they only represent the reporting agencies. Future editions of the UCR manual will be corrected.

**CONTRIBUTING AGENCIES  
1992**

**SUMMARY BASED DATA . . . . . YEARS PARTICIPATING**

Alaska State Troopers . . . . .	1976 - 1992
Anchorage Police Department . . . . .	1976 - 1992
Fairbanks Police Department . . . . .	1976 - 1992
North Slope Borough Public Safety . . . . .	1977 - 1992

**INCIDENT BASED DATA**

Anchorage Airport Sec . . . . .	1989 - 1992	Klawock PD	1980, 1987-88, 1991-92
Bethel Police . . . . .	1987 - 1992	Kodiak Police . . . . .	1980 - 1992
Bristol Bay Police . . . . .	1985 - 1992	Kotzebue Police . . . . .	1980 - 1992
Cordova Police . . . . .	1978 - 1992	North Pole Police . . . . .	1978 - 1992
Craig Police . . . . .	1983 - 1992	Palmer Police . . . . .	1977 - 1992
Haines Police . . . . .	1985 - 1992	Petersburg Police . . . . .	1976 - 1992
Homer Police . . . . .	1976 - 1992	Seward Police . . . . .	1978 - 1992
Juneau Police . . . . .	1976 - 1992	Skagway Police . . . . .	1977 - 1992
Kenai Police . . . . .	1976 - 1992	Soldotna Police . . . . .	1977 - 1992
Ketchikan Police . . . . .	1976 - 1987 1989 - 1992	University of AK Fairbanks . . . . .	1992
		Wrangell Police . . . . .	1976 - 1992

The excellent cooperation given the Department of Public Safety by the Chiefs of Police, Agency Heads and UCR Clerks is gratefully acknowledged.



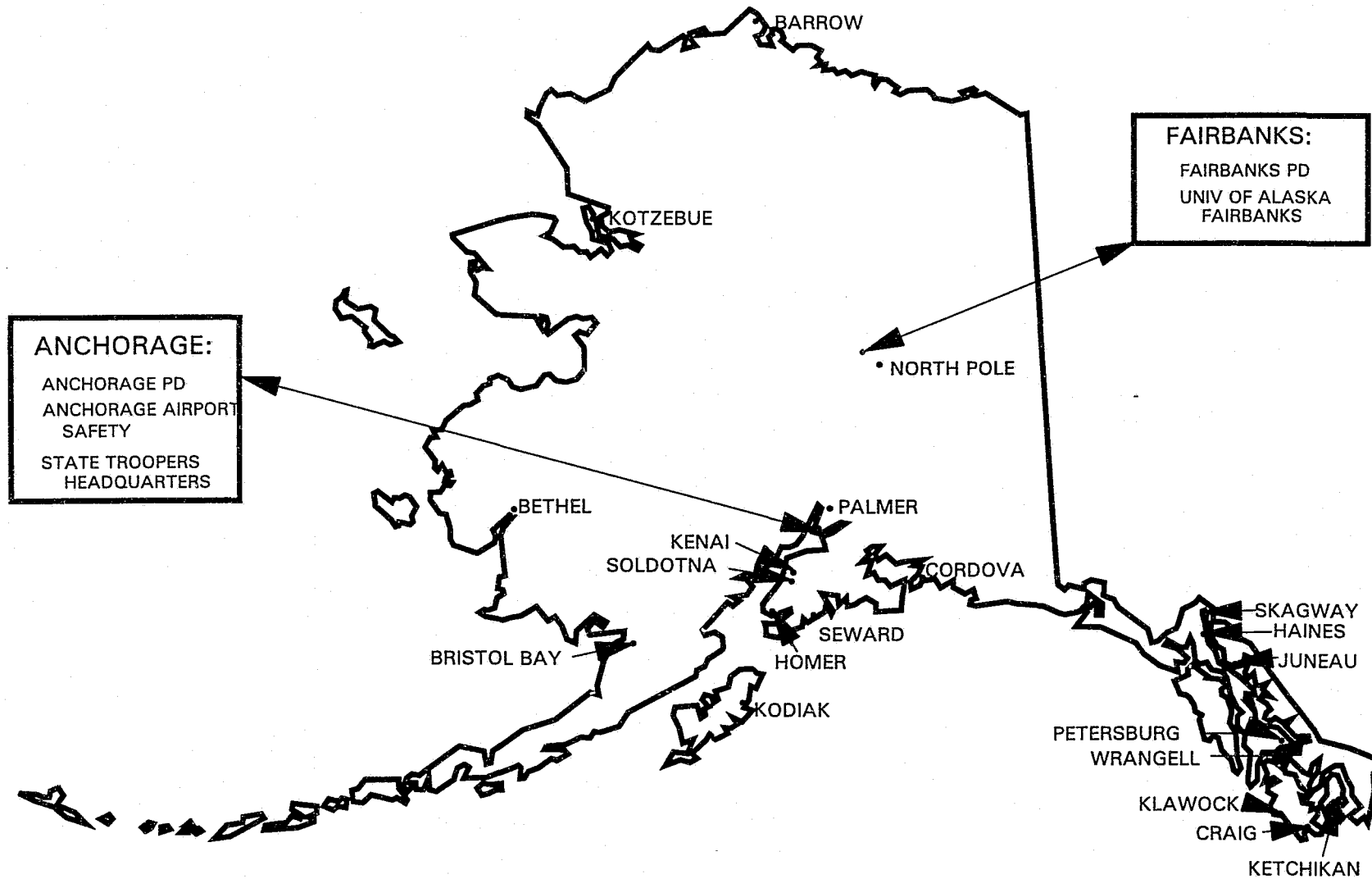
**NON-CONTRIBUTING MUNICIPAL AGENCIES  
1992**

**YEARS REPORTED**

Angoon .....	
Dillingham Police .....	1981 - 1987
Fairbanks Airport Security. ....	1990 - 1991
Fort Yukon .....	
Galena .....	
Gambell .....	
Hoonah Police .....	1978
Hooper Bay .....	
Kate .....	
Kiana .....	
King Cove .....	
Kwethluk .....	
Metlakatla .....	
Nenana .....	
Nome Police .....	1978 - 1991
Nunapitchuk .....	
Pelican .....	
Quinhagak .....	
Sand Point Police .....	1989
Seldovia .....	
Shaktoolik .....	
Sitka Police .....	1976 - 1988
St. Paul Police .....	1987 - 1989
St. Mary's .....	
Tanana .....	
Togiak .....	
Tununak .....	
Unalakleet .....	
Unalaska Police .....	1980 - 1981 & 1983
University of Alaska, Anchorage .....	
Valdez Police .....	1976 - 1983
Wasilla .....	
Whittier Police .....	1978
Yakutat .....	



# ALASKA UCR REPORTING AGENCIES

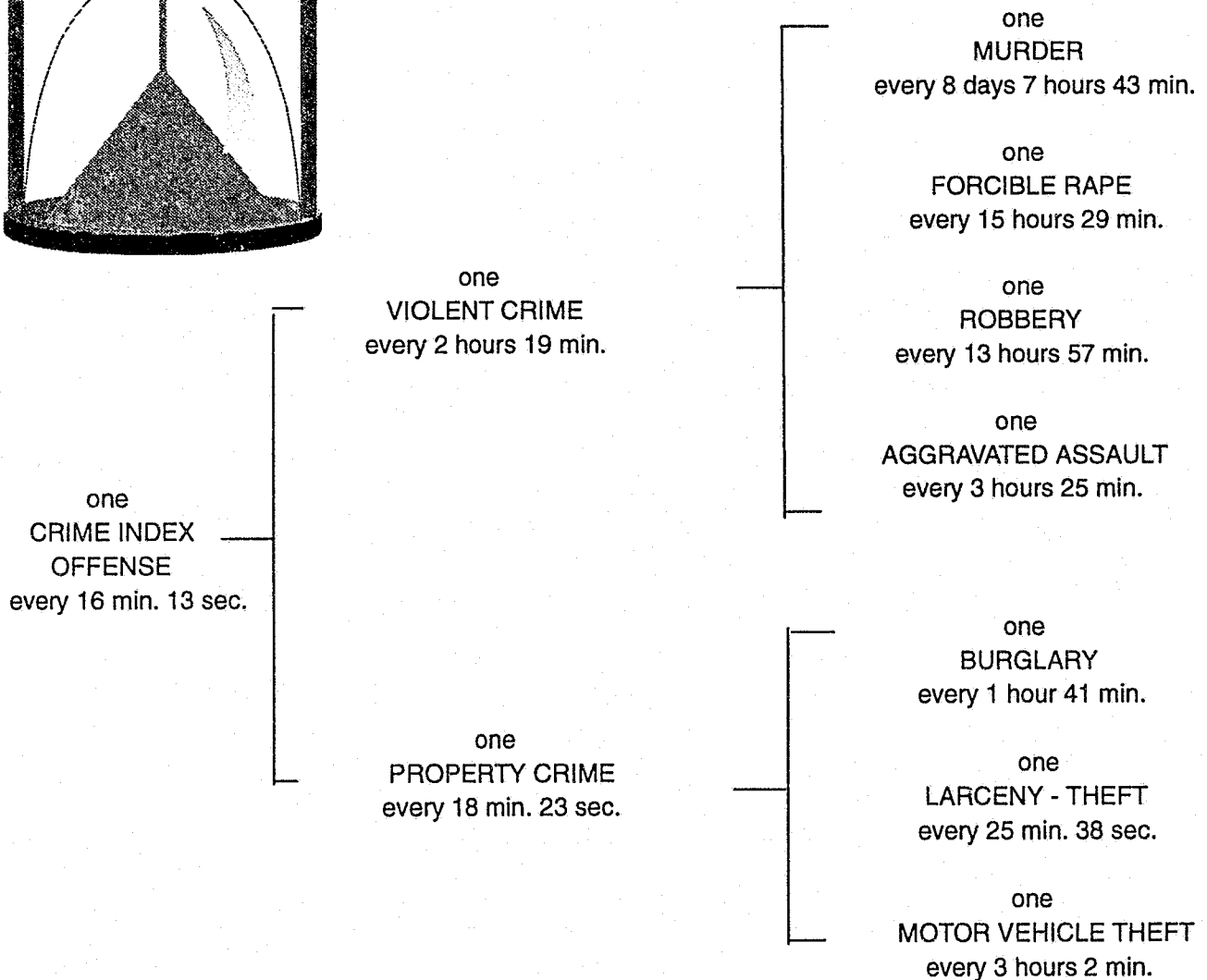




# REPORTED CRIME FREQUENCY 1992



## ALASKA CRIME CLOCK 1992



The crime clock should be viewed with care. Being the most aggregate representation of UCR data, it is designed to convey the annual reported crime experience by showing the relative frequency of occurrence of the Index Offenses. This mode of display should not be taken to imply a regularity in the commission of the Part I Offenses; rather, it represents the annual ratio of reported crime to fixed time intervals.



PART I OFFENSES  
USED FOR THE CRIME INDEX

Murder and Non-negligent Manslaughter  
Rape  
Robbery  
Aggravated Assault  
Burglary  
Larceny - Theft  
Motor Vehicle Theft

Not included are deaths caused by negligence, suicide, or accident, justifiable homicides and attempts to murder or assaults to murder, which are scored as aggravated assaults.

The collection of statistics on arson as a crime index offense began in 1979 - However 1992 annual figures are not included as Crime in the United States, also do not included arson in the crime index. However, arson information is included in the total agencies and also for each reporting agency where an arson occurred.

PART I OFFENSES

TOTAL INDEX CRIMES AND CRIME INDEX RATE CHANGE

1991 - 1992

PERCENT CHANGE 1991/1992											
	POPULATION	TOTAL OFFENSES	VIOLENT CRIMES	PROPERTY CRIMES	MURDER	FORCIBLE RAPE	ROBBERY	AGGRAVATED ASSAULT	BURGLARY	LARCENY /THEFT	MOTOR VEHICLE THEFT
TOTAL CRIME INDEX	+2.3%	+0.9%	+11.3%	-0.4%	-2.2%	+6.8%	+2.3%	+16.6%	-5.3%	+1.3%	-2.8%
INDEX RATE *		-1.4%	+8.7%	-2.6%	-6.1%	**	-4.5%	+14.0	-7.5%	-0.9%	-5.0%

\* RATE PER 100,000 POPULATION

POPULATION FIGURE FOR 1992 BASED ON INFORMATION PROVIDED BY THE BUREAU OF CENSUS THROUGH THE FBI.

NEG. MANSLAUGHTER AND SIMPLE ASSAULTS ARE NOT INCLUDED IN THE UCR CRIME INDEX.

\*\* FEMALE POPULATION FIGURE NOT AVAILABLE FOR 1992.

CRIME SUMMARY - ALASKA

Alaska experienced an increase of .9% in the total number of Crime Index offenses in 1992. Among violent crimes (murder, forcible rape, robbery and aggravated assault). Aggravated assault experienced the highest increase (up 16.6%).

The total property crime offenses (burglary, larceny/theft, and motor vehicle theft) showed a decrease of .4%. Burglary had a decrease of 5.3%, Larceny/Theft increased 1.3%, where motor vehicle theft decreased 2.8%.



PART I OFFENSES

CRIME AND RATES FOR REPORTING AREAS OF ALASKA

1988 - 1992

	POPULATION	TOTAL OFFENSES	VIOLENT CRIMES	PROPERTY CRIMES	MURDER	FORICBLE RAPE	ROBBERY	AGGRIVATED ASSAULT	BURGLARY	LARCENY /THEFT	MOTOR VEHICLE THEFT
1988 TOTAL	489,700	24,829	2,589	22,240	33	328	370	1,858	4,329	15,581	2,330
RATE PER 100,000		5,070	529	4,542	6.7	*128.6	75.6	379.4	884.0	3,181.7	475.8
1989 TOTAL	508,500	24,982	2,554	22,428	43	277	352	1,882	4,272	15,789	2,367
RATE PER 100,00		4,913	502	4,411	8.5	*107.8	69.2	370.1	840.1	3,105.0	465.5
1990 TOTAL	529,00	27,620	2,874	24,746	37	413	419	2,005	4,859	16,883	3,004
RATE PER 100,000		5,221	543	4,678	7.0	158.8	79.2	379.0	918.5	3,191.5	567.9
1991 TOTAL	548,500	32,114	3,410	28,704	45	530	643	2,192	5,510	20,230	2,964
RATE PER 100,000		5,855	622	5,233	8.2	**	117.2	399.6	1,004.6	3,688.2	540.4
1992 TOTALS	561,124	32,395	3,795	28,600	44	566	628	2,557	5,217	20,502	2,881
RATE PER 100,000		5773	676	5097	7.7	**	111.9	455.7	929.7	3653.7	513.4

\*BASED ON FEMALE POPULATION.

\*\* FEMALE POPULATION NOT AVAILABLE FOR 1992.

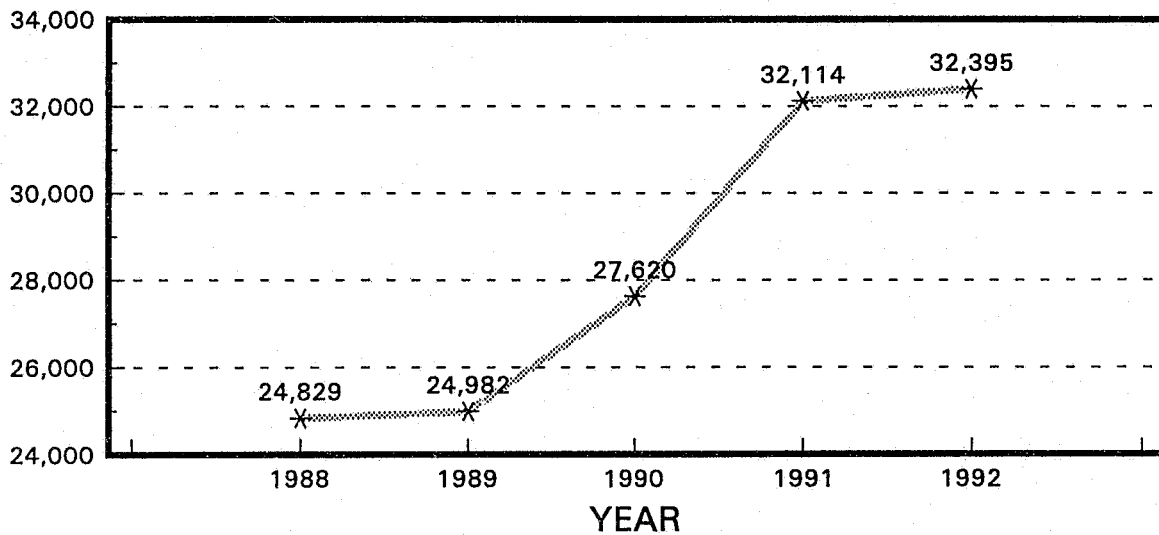
POPULATION FIGURE FOR 1992 BASED ON INFORMATION PROVIDED BY THE BUREAU OF CENSUS THROUGH THE FBI.

NEG. MANSLAUGHTER AND SIMPLE ASSAULTS ARE NOT INCLUDED IN THE UCR CRIME INDEX.

CRIME RATES ARE CALCULATED USING CRIME AND POPULATION FIGURES FOR REPORTING AREAS ONLY.



\* **CHANGE IN SELECTED  
PART I OFFENSES  
1988 - 1992**



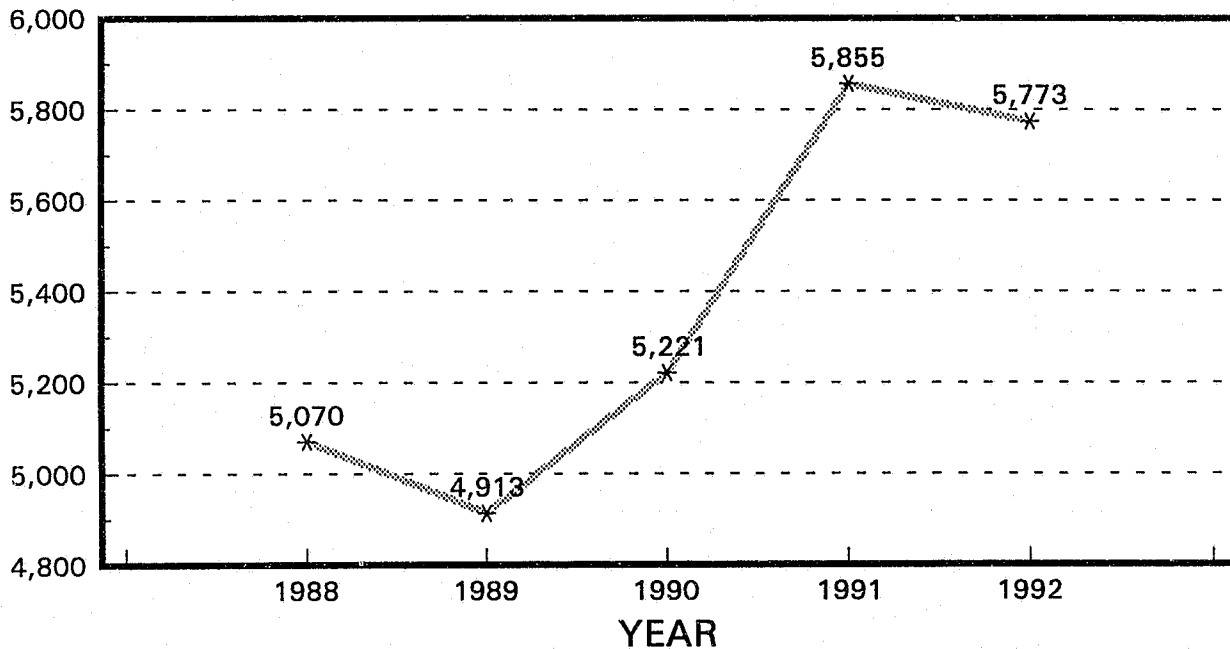
The above graph includes the  
Part 1 offenses which are:  
Murder & Nonnegligent Manslaughter  
Forcible Rape  
Robbery  
Aggravated Assault  
Burglary  
Larceny - Theft  
Motor Vehicle Theft

\* Not included in the above graph are the  
Part I offenses of Negligent Manslaughter  
and Arson



# \* ESTIMATED CRIME RATE FOR SELECTED OFFENSES

1988 - 1992



The above graph shows an offense rate defined as the number of offenses per 100,000 population. This is using total Part 1 offenses which are:

Murder & Nonnegligent Manslaughter

Forcible Rape

Robbery

Aggravated Assault

Burglary

Larceny - Theft

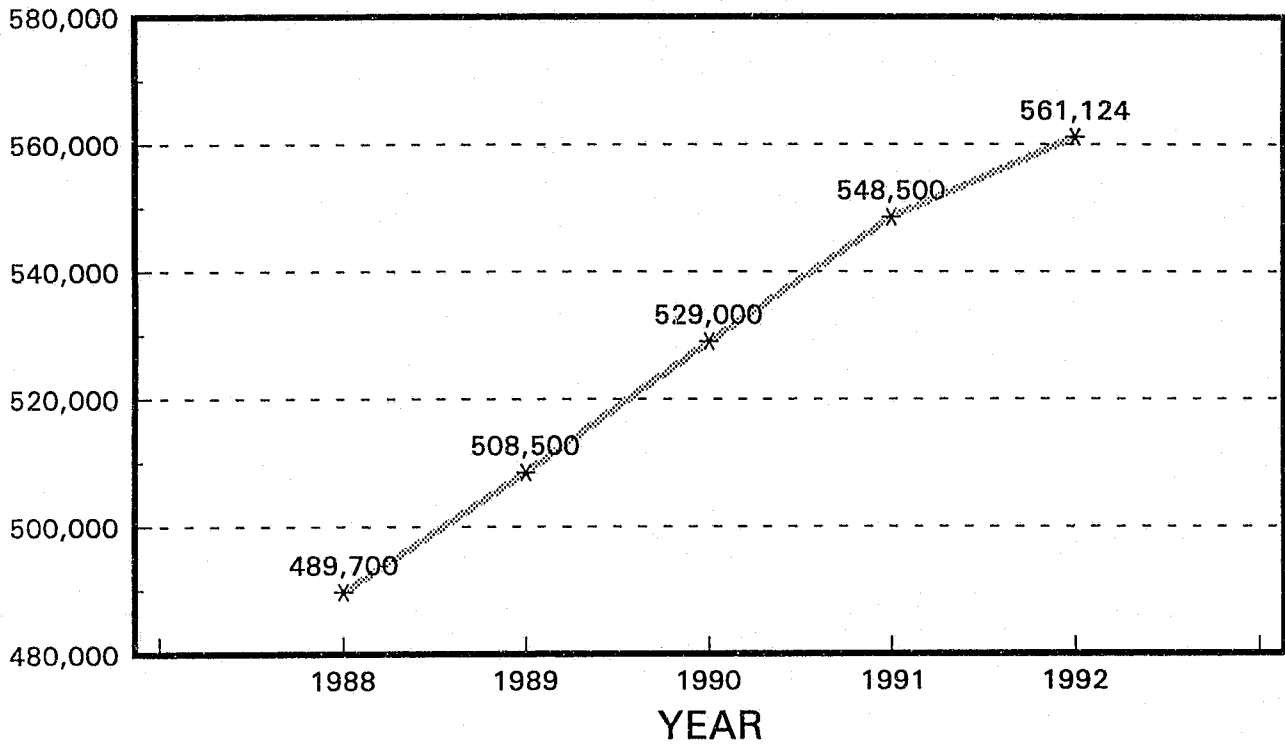
Motor Vehicle Theft

\* Not included in the above graph are the Part I offenses of Negligent Manslaughter and Arson



# POPULATION LEVELS

1988 - 1992



Figures for 1992 are based on information provided by the Bureau of Census through the FBI using only the population in the jurisdiction of the 25 contributing agencies.

In previous years, figures were based on total state population provided by the Department of Labor.





OFFICERS KILLED IN THE LINE OF DUTY

DATE	NAME	AGENCY	LOCATION
Jul 28, 1960	Doris W. Barber	Sitka PD	Sitka
Mar 05, 1964	Gary G. Wohfeilar	Fish & Game	Turnagain Pass
Mar 05, 1964	Leroy G. Bohuslov	Fish & Game	Turnagain Pass
Jan 30, 1966	Kenneth G Nauska	Craig PD	Craig
Jan 04, 1968	Benjamin F. Strong	Anchorage PD	Anchorage
Nov 19, 1972	Thomas C. Dillon	Bethel PD	Bethel
Mar 30, 1974	Earl R. Hoggard	Ketchikan PD	Ketchikan
Dec 11, 1974	Larry R. Carr	AST	Kodiak
Dec 11, 1974	Frank S. Rodman	AST	Kodiak
Feb 18, 1974	Dennis F. Cronin	AST	Anchorage
Sep 08, 1975	Johnathan P. Flora	Anchorage PD	Anchorage
Apr 17, 1979	Richard J. Adair	Juneau PD	Juneau
Apr 17, 1979	Jimmy E. Kennedy	Juneau PD	Juneau
Oct 28, 1980	Harry E. Kier	Anchorage PD	Anchorage
Apr 04, 1982	Roland E. Chevalier, Jr.	AST	Fairbanks
Jan 14, 1983	John D. Stimson	FWP	Cordova
Jan 15, 1983	Gordon B. Bartel	Kodiak PD	Kodiak
May 19, 1984	Troy L. Duncan	AST	Fairbanks
Jul 23, 1984	David C. Harris	Ft. Rich. MP	Anchorage
May 10, 1985	Ignatius J. Charlie	Alakanuk PD	Alakanuk
Jul 17, 1986	Harry B. Hanson, Jr.	Anchorage PD	Anchorage
Oct 20, 1986	Ronald E. Zimin	VPSO	South Naknek
Jun 05, 1989	Louie G. Mizelle	Anchorage PD	Anchorage
Feb 12, 1992	Anthony C. Jones	Dillingham PD	Dillingham
May 04, 1992	Karl W. Reishus	Juneau PD	Juneau

Number of Law Enforcement Employees in Agencies  
that have submitted UCR Data in 1992

CITY	LAW ENFORCEMENT OFFICERS		CIVILIAN EMPLOYEES		TOTAL
	MALE	FEMALE	MALE	FEMALE	
Anchorage Airport Security	53	5	5	7	70
AK Dept. of Public Safety	324	16	46	135	521
Anchorage Police	225	31	17	113	386
Bethel Police	11	0	2	6	19
Bristol Bay Police	5	0	3	3	11
Cordova Police	5	1	1	5	12
Craig Police	4	0	1	3	8
Fairbanks Police	30	1	2	13	46
Haines Police	5	0	0	4	9
Homer Police	9	0	1	5	15
Juneau Police	32	3	3	20	58
Kenai Police	16	0	0	7	23
Ketchikan Police	18	2	0	7	27
Klawock Police	2	0	0	1	3
Kodiak Police	15	0	4	12	31
Kotzebue Police	7	0	6	2	15
North Pole Police	8	0	0	4	12
North Slope Borough	43	2	14	16	75
Palmer Police	9	0	2	10	21
Petersburg Police	6	0	0	4	10
Seward Police	9	0	5	8	22
Skagway Police	4	0	0	0	4
Soldotna Police	10	0	0	1	11
University of AK Fairbanks	5	1	14	5	25
Wrangell Police	6	1	0	6	13
TOTAL	861	63	126	397	1,447

OFFENSES KNOWN TO POLICE

1992 AGENCY TOTALS

CLASSIFICATION OF OFFENSES	OFFENSES REPORTED OR KNOWN	UNFOUNDED FALSE OR BASELESS	NUMBER OF ACTUAL OFFENSES	-- OFFENSES CLEARED -- BY ARREST OR EXCEPTION	
				TOTAL	JUVENILES ONLY *
-----					
CRIMINAL HOMICIDE					
MURDER & NONNEG MANSL	45	1	44	33	1
MANSL BY NEGLIGENCE	5		5	2	
TOTAL	50	1	49	35	1
-----					
FORCIBLE RAPE					
RAPE BY FORCE	549	50	499	160	18
ATTMPTD FORCABLE RAPE	67		67	19	1
TOTAL	616	50	566	179	19
-----					
ROBBERY					
FIREARM	217	4	213	53	9
KNIFE/CUTTING INSTRMT	73		73	14	2
OTHR DANGEROUS WEAPON	39		39	7	2
STRONG-ARM (HANDS, FISTS)	307	4	303	38	6
TOTAL	636	8	628	112	19
-----					
ASSAULT					
FIREARM	623	19	604	341	33
KNIFE OR CUTTING INSTR.	611	16	595	386	46
OTHER DANGEROUS WEAPON	615	4	611	328	41
HANDS, FIST, FEET, AGGRAVTD	784	37	747	505	29
OTHER ASSAULTS - SIMPLE	7675	333	7342	5013	369
TOTAL	10308	409	9899	6573	518
-----					
BURGLARY					
FORCIBLE ENTRY	3678	89	3589	498	148
UNLAWFUL ENTRY - NO FORCE	1375	47	1328	264	84
ATTEMPTED FORCIBLE ENTRY	305	5	300	13	6
TOTAL	5358	141	5217	775	238
-----					
LARCENY					
THEFT(EX MOTOR VEHICLES)	20832	330	20502	5350	1565
TOTAL	20832	330	20502	5350	1565
-----					
MOTOR VEHICLE THEFT					
AUTOS	2219	199	2020	422	120
TRUCKS AND BUSES	606	50	556	62	18
OTHER VEHICLES	313	8	305	64	32
TOTAL	3138	257	2881	548	170
-----					
GRAND TOTAL	40938	1196	39742	13572	2530

\*This column indicates the number of offenses cleared that involved a person under age 18.

PROPERTY STOLEN BY CLASSIFICATION

1992 AGENCY TOTALS

CLASSIFICATION OF OFFENSES	NUMBER OF ACTUAL OFFENSES		VALUE OF PROPERTY STOLEN	
MURDER/MANSLAUGHTER				
MURDER/NONNEG MANSLAUGHTER	44		\$140,000.00	
	TOTAL	44	\$140,000.00	
RAPE				
FORCIBLE RAPE	566		\$1,235.00	
	TOTAL	566	\$1,235.00	
ROBBERY				
HIGHWAY (STRT,ALLEYS,ETC)	297		\$131,596.00	
COMMERCIAL HOUSE	130		\$70,986.00	
GAS OR SERVICE STATION	20		\$3,541.00	
CHAIN STORE	74		\$11,308.00	
RESIDENCE	66		\$33,839.00	
BANK	12		\$31,814.00	
MISCELLANEOUS	29		\$3,420.00	
	TOTAL	628	\$286,504.00	
BURGLARY				
RESIDENCE (DWELLING)				
NIGHT (6PM - 6AM)	1269		\$1,665,250.00	
DAY (6AM - 6PM)	903		\$1,697,465.00	
UNKNOWN	642		\$1,007,639.00	
NON-RESIDENCE (STORE ETC)				
NIGHT (6PM - 6AM)	1289		\$2,270,699.00	
DAY (6AM - 6PM)	366		\$162,152.00	
UNKNOWN	748		\$897,478.00	
	TOTAL	5217	\$7,700,683.00	
LARCENIES BY VALUE (EX MV)				
\$200 AND OVER	7290		\$8,325,340.00	
\$50 TO \$200	3988		\$458,301.00	
UNDER \$50	9224		\$770,748.00	
LARCENIES BY TYPE				
POCKET - PICKING	65		\$15,793.00	
PURSE - SNATCHING	63		\$27,462.00	
SHOPLIFTING	3997		\$337,743.00	
FROM MOTOR VEHICLES	4326		\$2,281,878.00	
MOTOR VEH. PARTS & ACC.	1918		\$1,310,533.00	
BICYCLES	1262		\$286,793.00	
FROM BUILDINGS (EX C & H)	3388		\$1,726,717.00	
FROM ANY COIN-OP MACHINES	89		\$9,049.00	
ALL OTHER	5394		\$3,558,423.00	
	TOTAL	20502	\$9,554,389.00	\$9,554,391.00
MOTOR VEHICLE THEFTS				
MOTOR VEHICLE THEFTS	2881		\$15,885,358.00	
MOTOR VEHICLES RECOVERED				
STOLEN & REC'D LOCALLY	1804			
STOLEN LOC & REC'D OTHER	197			
STOLEN OTHER & RECD LOCAL	49			
	TOTAL	2881	\$15,885,358.00	
GRAND TOTAL	29838		\$33,568,169.00	

PROPERTY STOLEN/RECOVERED BY TYPE

1992 AGENCY TOTALS

TYPE OF PROPERTY	VALUE OF PROPERTY STOLEN	VALUE OF PROPERTY RECOVERED
CURRENCY, NOTES, ETC.	\$1,997,171.00	\$162,739.00
JEWELRY & PRECIOUS METALS	\$2,622,199.00	\$212,664.00
CLOTHING AND FURS	\$1,073,139.00	\$114,650.00
LOCALLY STOLEN MOTOR VEH.	\$15,904,258.00	\$16,032,738.00
OFFICE EQUIPMENT	\$766,587.00	\$73,197.00
TV, RADIOS, CAMERAS, ETC.	\$4,355,674.00	\$181,300.00
FIREARMS	\$560,986.00	\$121,505.00
HOUSEHOLD GOODS	\$590,522.00	\$41,264.00
CONSUMABLE GOODS	\$172,688.00	\$40,698.00
LIVESTOCK	\$3,152.00	\$746.00
MISCELLANEOUS	\$5,521,793.00	\$7,499,100.00
GRAND TOTAL	\$33,568,169.00	\$24,480,601.00

AGE, SEX AND RACE OF PERSON ARRESTED

18 YEARS OF AGE AND OVER

1992 AGENCY TOTALS

OFFENSE	CLASS	SEX	A G E																	R A C E									
			18	19	20	21	22	23	24	25	29	30	34	35	39	40	44	45	49	54	55	59	64	65	OV	TOTAL	WHT	BLK	IND
MURDER		M	2	2		3		2	1	4	5	4	4	3	1	1								32					
	01A	F			1	1				1													3	18	2	15			
MANSLAUGHTER		M						1		3	2	1		1									8						
	01B	F				1	1			1	2		1										6	7		7			
RAPE		M	5	2	5	2	2	1	3	25	16	12	1	1	9	1	1						86						
	02	F																						31	5	50			
ROBBERY		M	7	3	6	4	1	2	6	20	20	10	5										86						
	03	F			1					2		2											5	46	30	15			
AGG. ASSAULT		M	36	22	23	26	19	22	23	156	150	98	68	36	21	9	5	5					719						
	04	F	3	2	5	3	2	9	3	21	23	10	10	3	3	4	1					102	404	74	331	12			
BURGLARY		M	64	51	41	36	21	18	15	90	61	23	13	6	4	1							444						
	05	F	2	4	2	2	1	1		3	5	1		2									23	250	38	174	5		
LARCENY		M	169	117	103	105	97	69	66	397	369	285	181	116	64	45	24	22					2229						
	06	F	73	48	46	48	37	28	28	179	165	124	87	39	22	10	10	11					955	2063	460	574	87		
MV. THEFT		M	30	17	16	16	10	7	10	41	27	15	7	3	2	1	1						203						
	07	F	1	2	1	3	2	4		3	6	3	1	1									27	126	37	65	2		
OTH. ASSLT.		M	81	73	84	113	109	118	101	683	679	445	231	150	67	41	22	9					3006						
	08	F	17	11	19	24	23	27	20	118	113	74	33	14	4	6	2	2					507	1855	339	1260	59		
ARSON		M		1				1	1	3	1	1		1	1								10						
	09	F		1												1		1					3	9		4			
FORGERY		M	3	4	2	2	8	2	1	7	9	6	7	3	1								55						
	10	F	1	1	2		2	3	3	5	8	2	2	2									31	51	18	17			
FRAUD		M	2	5	6	5	1	2	5	20	11	10	11	17	4	2							103						
	11	F		4	5	3	3	6	2	7	6	11	3	1	1								52	129	14	11	1		
IMBZZLEMENT		M											1										1						
	12	F		1						1		2	1										5	6					
STOLEN PROPERTY		M	4	2	2	4	4			3			3		1								23						
	13	F																						17	2	4			
VANDALISM		M	63	36	37	38	30	21	25	122	105	65	46	19	6	5	3	1					622						
	14	F	4	5	3	4	5	4	4	26	24	22	2	2	2	1	1						109	424	44	257	6		
WEAPONS		M	14	23	18	20	20	16	14	74	73	52	30	19	8	7	1	4					393						
	15	F			3	1	1	1	1	8	8	10	3	1	1								38	264	33	124	10		
PROSTITUTION		M											1	1		1							3						
	16	F	3	2	1		5		3	8	11	3	3	2									41	24	5	10	5		
SEX OFFENSES		M	11	12	11	11	12	10	6	46	49	35	21	21	17	3	2	6					273						
	17	F		1		1	1			3													7	127	5	147	1		
SALE/MANUFACTURE OF DRUGS																													
NARCOTICS		M		1	8	23	12	2	15	49	77	49	20	11	4	9							280						
	18A	F			3	1	2	3	3	8	20	8	4		2	1							55	258	30	23	24		
MARIJUANA		M	1	4	2	2	7	3	12	33	30	15	8	12	1	1	2	2					135						
	18B	F	1	1		5	4			8	9	2	2	1		1							34	125	13	30	1		

AGE, SEX AND RACE OF PERSON ARRESTED

18 YEARS OF AGE AND OVER

1992 AGENCY TOTALS

OFFENSE	CLASS	SLX	A G E																	R A C E														
			18	19	20	21	22	23	24	25	30	35	40	45	50	55	60	65	TOTAL	WIT	BLK	IND	ASN											
SYNTHETIC NARCOTICS	M				1									2									3											
18C	F																						1	4										
OTHER NON-NARCOTIC	M							1						1										2										
18D	F																						1	2	1									
-----																																		
POSSESSION OF DRUGS																																		
NARCOTICS	M		1	3	2	3	2	2	4	9	12	3	7	5	2													55						
18E	F					1	3	1		3	5	5	1															19	42	21	9	2		
MARIJUANA	M		21	22	23	17	20	17	17	92	81	52	33	10	2	6	1											414						
18F	F		2	1	3		1	2	3	9	14	11	2	2														50	289	27	146	2		
SYNTHETIC NARCOTICS	M																																	
18G	F																																	
OTHER NON-NARCOTIC	M		1			2				2	1																	6						
18H	F											2																2	6	2				
-----																																		
GAMBLING																																		
BOOKMAKING	M																																	
19A	F																																	
NUMBERS	M																																	
19B	F																																	
OTHER GAMBLING	M									2	2	3	1	2	4	2												16						
19C	F										2	1			1													5	17		1	3		
-----																																		
FAMILY/CHILD	M		2		3	3	4	1	4	14	12	10	6	5														65						
20	F		1	4	2		2	3	2	14	16	7	2															55	55	7	54	4		
DRIV. INFLC.	M		68	80	95	181	179	165	166	834	885	733	446	277	164	93	35	35										4436						
21	F		10	12	16	31	23	36	31	213	226	164	98	44	17	13	6	3										943	3970	180	1144	85		
LIQUOR	M		314	325	320	15	9	19	15	59	50	44	22	13	10	4	1											1224						
22	F		90	89	85	8	4	3	1	22	19	9	9	6	2													347	727	23	810	11		
DISORDERLY	M		19	18	19	33	22	26	36	159	159	94	69	40	19	11	8											737						
24	F		5	2	6	11	4	7	5	55	44	26	16	9	6	3												200	391	56	474	16		
ALL OTHER	M		392	477	537	676	519	456	468	2264	1965	1363	772	508	216	129	75	85										10902						
26	F		88	90	91	82	122	100	97	500	446	280	149	68	39	11	12	12										2187	7864	1695	3320	210		
-----																																		
			1310	1300	1364	1340	1109	983	1014	5211	4854	3428	2014	1280	628	373	182	181										26571						
			301	281	295	230	248	238	207	1218	1172	780	432	197	98	54	34	30										5815	19603	3161	9076	546		
-----																																		
GRAND TOTAL			1611	1581	1659	1570	1357	1221	1221	6429	6026	4208	2446	1477	726	427	216	211										32386	19603	3161	9076	546		

AGE, SEX AND RACE OF PERSONS ARRESTED

UNDER 18 YEARS OF AGE

1992 AGENCY TOTALS

OFFENSE	CLASS	SEX	***** AGE *****					***** RACE *****					
			12/ UNDER	13 14	15	16	17	TOTAL UNDER 18	WHITE	BLACK	IND	ASIAN	
MURDER	01A	M						1	1				
		F										1	
MANSLAUGHTER	01B	M		1					1		1		
		F											
RAPE	02	M	5	1	7	2	1	16		6	3	7	
		F											
ROBBERY	03	M	5	5	2	5	9	26					
		F			1			1	13	8	5	1	
AGG. ASSAULT	04	M	5	23	14	22	20	84					
		F	4	5	4	8	2	23	65	14	28		
BURGLARY	05	M	86	125	78	59	59	407					
		F	5	17	3	4	2	31	258	26	151	3	
LARCENY	06	M	190	368	230	257	179	1224					
		F	96	290	169	116	109	780	1474	195	268	67	
MV. THEFT	07	M	5	48	58	36	47	194					
		F		13	7	1	2	23	153	24	38	2	
OTH. ASSLTs.	08	M	24	65	45	46	53	233					
		F	5	31	21	23	22	102	187	52	90	6	
ARSON	09	M	2	2			2	6					
		F							6				
FORGERY	10	M		2	3	5	1	11					
		F			3	1	3	7	14	3	1		
FRAUD	11	M		1	1	1	2	5					
		F		1	3	1	1	6	9		2		
EMBEZZLEMENT	12	M											
		F											
STOLEN PROPERTY	13	M		1	1	7	3	12					
		F							11		1		
VANDALISM	14	M	91	68	49	148	56	412					
		F	14	16	11	5	6	52	339	40	77	8	
WEAPONS	15	M	7	31	17	17	19	91					
		F	2	1	2	1	1	7	65	14	9	10	
PROSTITUTION	16	M					1	1					
		F					1	1	1	1			
SEX OFFENSES	17	M	9	28	10	15	17	79					
		F	1					1	41	7	30	2	
SALE/MANUFACTURE OF DRUGS													
NARCOTICS	18A	M		2		2		4					
		F	1					1	2		3		
MARIJUANA	18B	M		2	1	2	2	7					
		F					1	1	6		2		



AGE, SEX AND RACE OF PERSONS ARRESTED

UNDER 18 YEARS OF AGE

1992 AGENCY TOTALS

OFFENSE	CLASS	SEX	***** AGE *****					***** RACE *****				
			12/ UNDER	13 14	15	16	17	TOTAL UNDER 18	WHITE	BLACK	IND	ASIAN
SYNTHETIC NARCOTICS	18C	M		1				1				
		F				1		1	2			
OTHER NON-NARCOTIC	18D	M										
		F										
-----												
POSSESSION OF DRUGS												
NARCOTICS	18E	M		3				2	5			
		F		1					1	2	3	1
MARIJUANA	18F	M	5	6	16	22	30	79				
		F	3	5	5	5	1	19	75	4	19	
SYNTHETIC NARCOTICS	18G	M										
		F										
OTHER NON-NARCOTIC	18H	M					1	1				
		F							1			
-----												
GAMBLING												
BOOKMAKING	19A	M										
		F										
NUMBERS	19B	M										
		F										
OTHER GAMBLING	19C	M										
		F										
FAMILY/CHILD	20	M	1			2		3				
		F								2		1
DRIV. INFLC.	21	M		1	5	12	33	51				
		F		2	1	10	6	19	37	2	30	1
LIQUOR	22	M	5	39	55	104	187	390				
		F	4	65	39	59	76	243	332	5	294	2
DISORDERLY	24	M	3	3	4	8	12	30				
		F	1	4	2	2	4	13	24	3	13	3
CURFEW	28	M		7	8	2	2	19				
		F	3	9		1	2	15	17	1	15	1
RUN-AWAYS	29	M										
		F			1			1	1			
ALL OTHER	26	M	34	84	110	153	208	589				
		F	10	39	41	68	67	225	575	65	158	16
		M	477	917	714	927	947	3982				
		F	149	500	314	306	306	1575	3721	470	1244	122
GRAND TOTAL			626	1417	1028	1233	1253	5557	3721	470	1244	122

LAW ENFORCEMENT OFFICERS KILLED OR ASSAULTED

1992 AGENCY TOTALS

TYPE OF ACTIVITY	TOTAL	KNIFE	OTHER	HANDS	TWO	ONE	DETECT OR		OTHER		POLICE		
	ASSLTS	OTHER	DANGER	FIST	MAN	MAN	SPECIAL	ASSIGN	ALONE	ASSIST	ASSAULTS		
	WEAPON	FIREARM	INSTR	WEAPON	FEET	VEH	ALONE	ASSIST	ALONE	ASSIST	CLEARED		
	(A)	(B)	(C)	(D)	(E)	(F)	(G)	(H)	(I)	(J)	(K)	(L)	(M)
RESPOND TO DISTURB CALL	63	10	1	9	43	10	15	37			1		57
BURGLARIES IN PROGRESS													
ROBBERIES IN PROGRESS													
ATTEMPTING OTHER ARREST	20	1			19	4	6	9				1	19
CIVIL DISORDER													
HANDLING/TRANS PRISONER	13				13		4	8			1		13
INVEST SUSP. PERSON/CIR	17			1	16	2	4	11					17
AMBUSH - NO WARNING	1	1									1		1
MENTALLY DERANGED	3			2	1		2	1					1
TRAFFIC PURSUITS/STOPS	15	1		7	7		4	11					14
OTHER	29	6		5	18	2	4	13		1	1	8	28
TOTAL	161	19	1	24	117	18	39	90		1	4	9	150
NUMBER W/ PERSONAL INJU	31			3	28								
NUMBER W/O PERSONAL INJ	130	19	1	21	89								

TIME OF ASSAULTS	12 AM	2 AM	4 AM	6 AM	8 AM	10 AM	NOON	2 PM	4 PM	6 PM	8 PM	10 PM	UNKNOWN
	22	28	9	6	4	7	4	12	14	14	16	25	

OFFICERS KILLED BY FELONIOUS ACTS: 0  
 OFFICERS KILLED BY ACCIDENT OR NEGLIGENCE: 1  
 -----  
 TOTAL OFFICERS KILLED: 1

## ARSON OFFENSES KNOWN TO LAW ENFORCEMENT

## 1992 AGENCY TOTALS

(1) PROPERTY CLASSIFICATION	(2) OFFENSES REPORTED OR KNOWN	(3) UNFOUNDED, FALSE OR BASELESS	(4) NUMBER OF ACTUAL OFFENSES	(5) CLEARED BY ARREST OR EXCEPTION	(6) CLEARANCES INVOLVING ONLY PERSONS < 18	(7) NORMALLY UNUSED STRUCTURES	(8) ESTIMATED VALUE OF DAMAGE
-----							
STRUCTURAL							
SINGLE OCCUP RESIDENT	54	2	52	11	1	19	\$131,952.00
OTHER RESIDENTIAL	14		14	3		1	\$207,816.00
STORAGE	3		3			1	\$5,002.00
INDUSTRIAL/MANUFACTUR	2		2			1	\$125,000.00
OTHER COMMERCIAL	10		10	2		3	\$28,973.00
COMMUNITY/PUBLIC	16		16	4	1	8	\$3,251.00
ALL OTHER STRUCTURES	4		4			1	\$52.00
TOTAL	103	2	101	20	2	34	\$502,046.00
-----							
MOBILE							
MOTOR VEHICLES	45		45	1	1	27	\$177,916.00
OTHER MOBILE PROPERTY	2		2			1	\$2,000.00
TOTAL	47		47	1	1	28	\$179,916.00
-----							
OTHER							
OTHER	46	1	45	4	1	21	\$33,508.00
TOTAL	46	1	45	4	1	21	\$33,508.00
-----							
GRAND TOTAL	196	3	193	25	4	83	\$715,470.00



## MURDER TREND

	NUMBER OF OFFENSES	% CHANGE FROM PRIOR YEAR	RATE PER 100,000 % CHANGE FROM PRIOR YEAR
1988	33		
1989	43	+19.6%	+26.9%
1990	37	-13.9%	-17.6%
1991	45	+21.6%	+17.1%
1992	44	-2.2%	-6.1%

Murder and non-negligent manslaughter, as defined in the Uniform Crime Program, is the willful (non-negligent) killing of one human being by another.

## 1992 SUMMARY

A total of 44 murders were reported in 1992. March having the highest occurrence of murders, 7. The months that recorded the fewest murders were April, September and October each having a count of 2.

Murders accounted for 1.1% of all violent crimes and .1% of the total crime index. The murder rate in Alaska was 7.7 per 100,000 population. The age group 25-29 had the largest number of offenders with 22.6%. Males made up 90% of the murder offenders.

Firearms were used in 61.3% of the murders, cutting instrument 22.7%, strongarm 6.8%, blunt instrument 6.8%, and rope 2.3%. The highest percentage of murder victims were in the age group 20-24 (18.2%). Whites were the most frequent victims.

## RELATIONSHIPS OF MURDER VICTIMS TO OFFENDERS

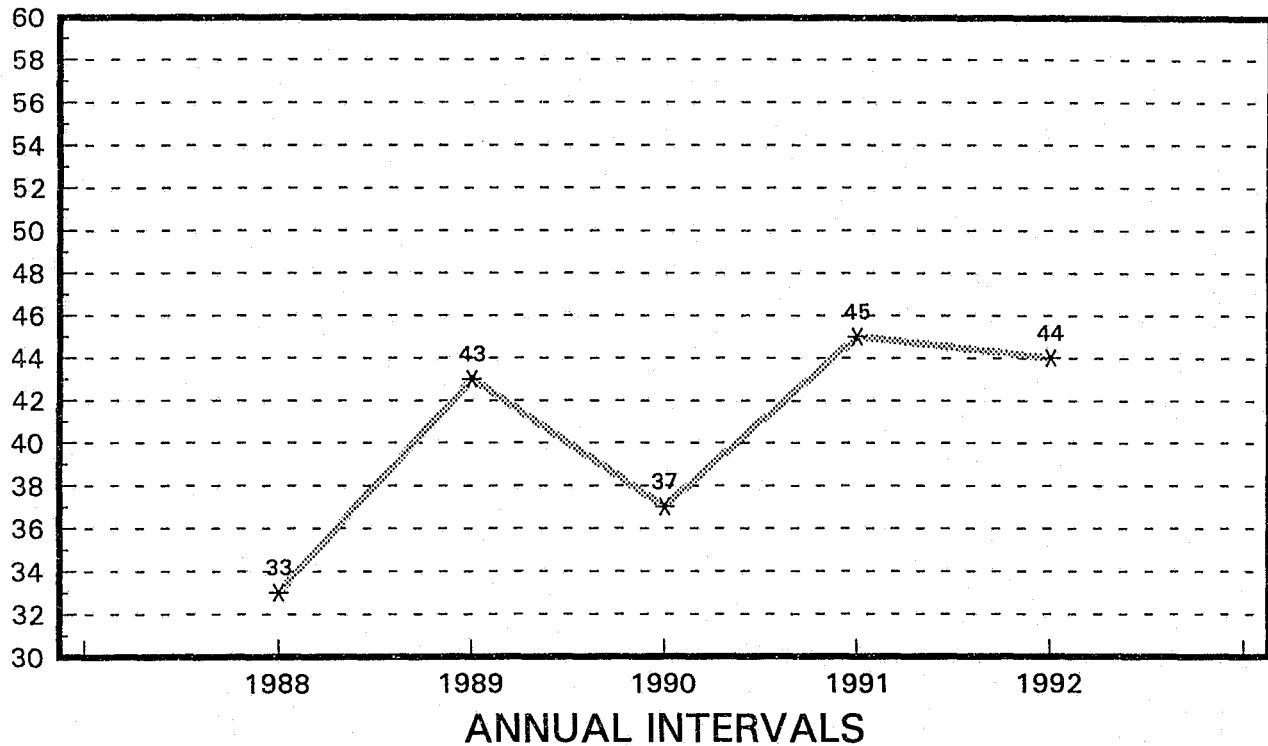
Acquaintances	27.27%	Boyfriend	4.55%
Uncle	2.27%	Stranger	11.36%
Wife	4.55%	Girlfriend	2.27%
Friend	11.36%	Brother-in-law	2.27%
Cousin	2.27%	Neighbor	4.55%
Unknown	25.00%	Son	2.27%

\* Due to the rounding factor employed in the software, percentages presented, in the following eight graphs, will not always total 100%



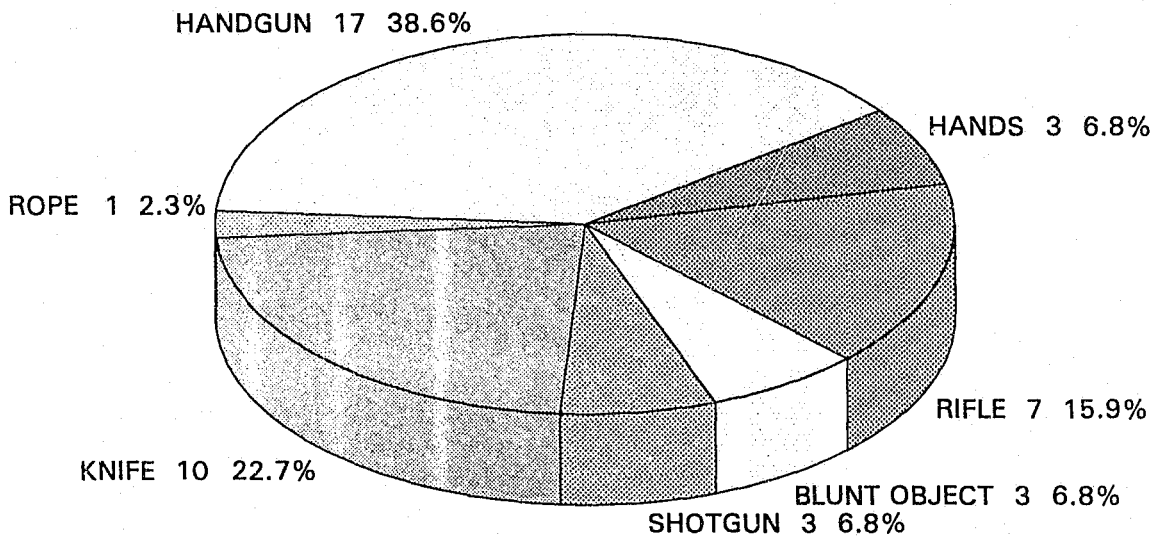
# MURDER TREND

## 1988 THROUGH 1992



# MURDER CIRCUMSTANCE BY WEAPON

## 1992

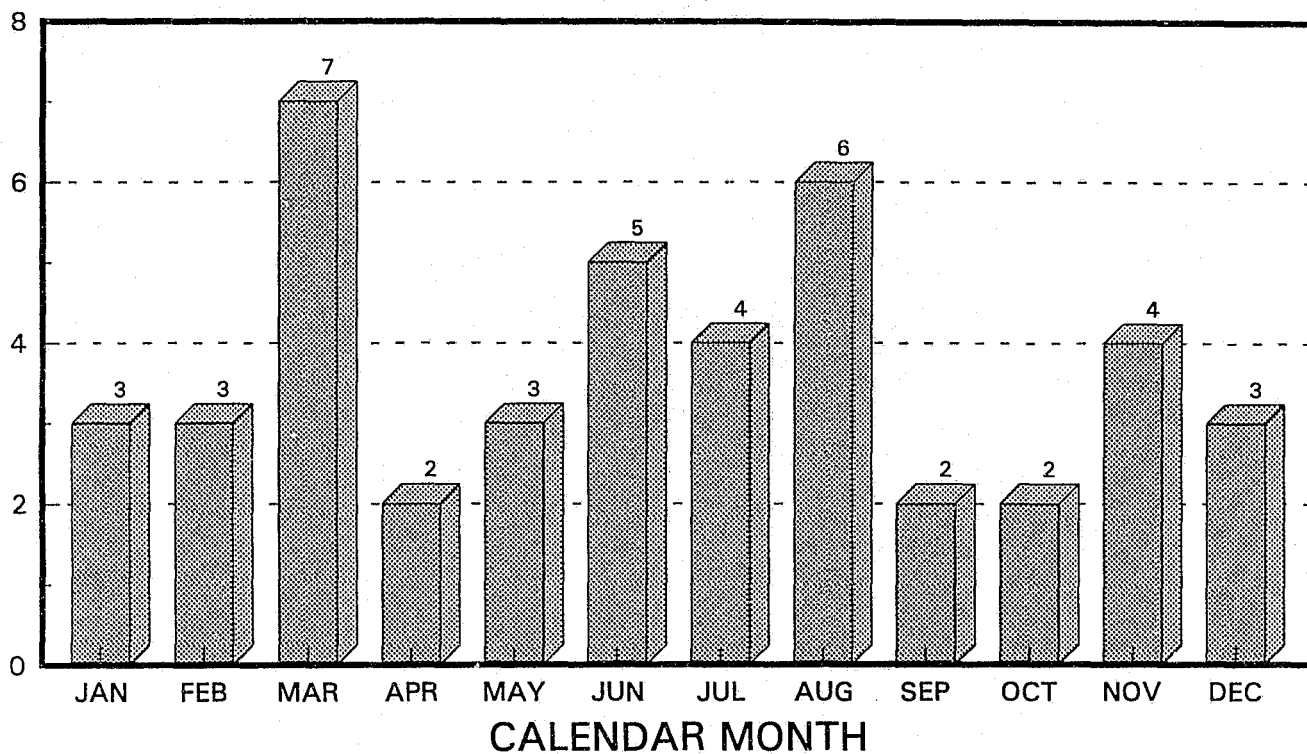






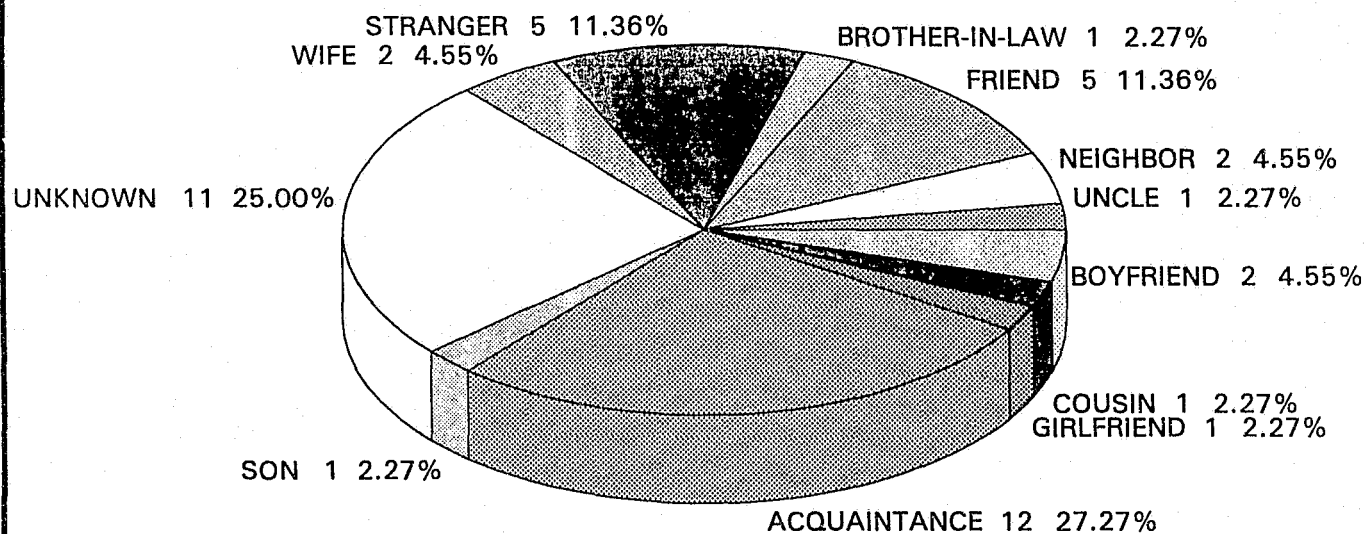
# MURDER BY MONTH

1992



# MURDER BY RELATIONSHIP 1992

Relationship of Victim to Offender





1992 MURDER OFFENDERS BY AGE, SEX AND RACE

AGE GROUP	NUMBER	PERCENT DISTRIBUTION	SEX			RACE				
			MALE	FEMALE	UNK	WHITE	BLACK	INDIAN	ASIAN	UNK
0 - 09										
10-19	5	16.0	5			3	1	1		
20-24	6	19.3	5	1		3		3		
25-29	7	22.6	6	1		2		5		
30-34	3	9.7	2	1		2		1		
35-39	4	13.0	4			1		3		
40-44	3	9.7	3			2		1		
45-49	3	9.7	3			3				
50-54										
55-59										
60-64										
65-69										
70-85										
UNK										
TOTALS	31	100%	28	3		16	1	14		

Example for percent

$5 \div 37 = 13.5\%$

1992 MURDER VICTIMS BY AGE, SEX AND RACE

AGE GROUP	NUMBER	PERCENT DISTRIBUTION	SEX			RACE				
			MALE	FEMALE	UNK	WHITE	BLACK	INDIAN	ASIAN	UNK
0 - 09	2	4.6	2			2				
10-19	4	9.1	4			1		3		
20-24	8	18.2	7	1		3	3	2		
25-29	7	15.9	4	3		3		4		
30-34	7	15.9	5	2		4		2	1	
35-39	7	15.9	5	2		4	1	2		
40-44	3	6.8	3			2		1		
45-49	3	6.8	2	1		2		1		
50-54	3	6.8	2	1		2		1		
55-59										
60-64										
65-69										
70-85										
UNK										
TOTALS	44	100%	34	10		23	4	16	1	

### RAPE TREND

	NUMBER OF OFFENSES	% CHANGE FROM PRIOR YEAR	RATE PER 100,000 % CHANGE FROM PRIOR YEAR
1988	328		
1989	277	-15.5%	-16.2%
1990	413	+49.1%	+47.3%
1991	530	+28.3%	*
1992	566	+6.8%	*

Forcible rape, as defined in Uniform Crime Reporting, is the carnal knowledge of a female forcibly and against her will.

### 1992 SUMMARY

A total of 566 rapes were reported in 1992. This is a 6.8% increase over the previous year.

Rapes accounted for 15% of all violent crimes and 1.8% of the total crime index.

88.2% of the rapes were force and 11.8% of the rapes reported were attempts to rape.

The age group of 25-29 accounted for the highest percentage of persons arrested for forcible rape with 24.5%.

The month showing the most frequent rapes was January, having 68, and February had the lowest number with 27.

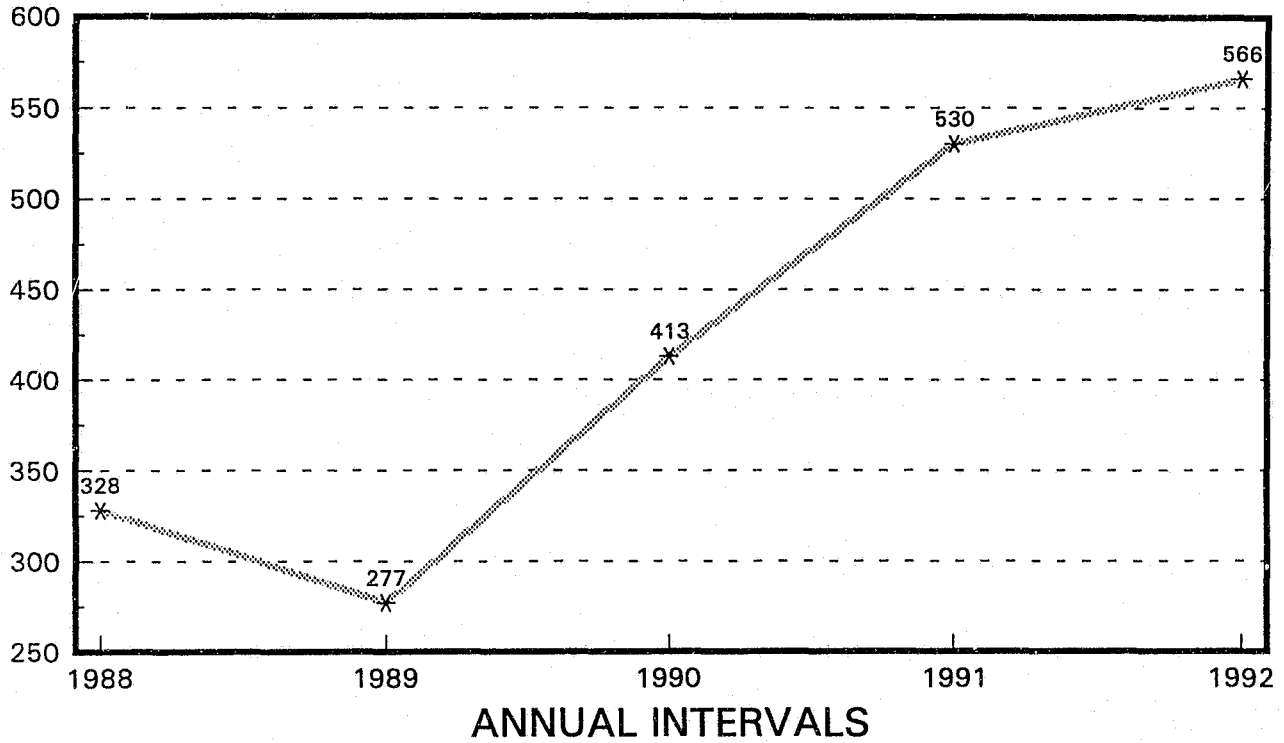
\* No break down by sex available

Due to the rounding factor employed in the software, percentages presented will not always total 100%.



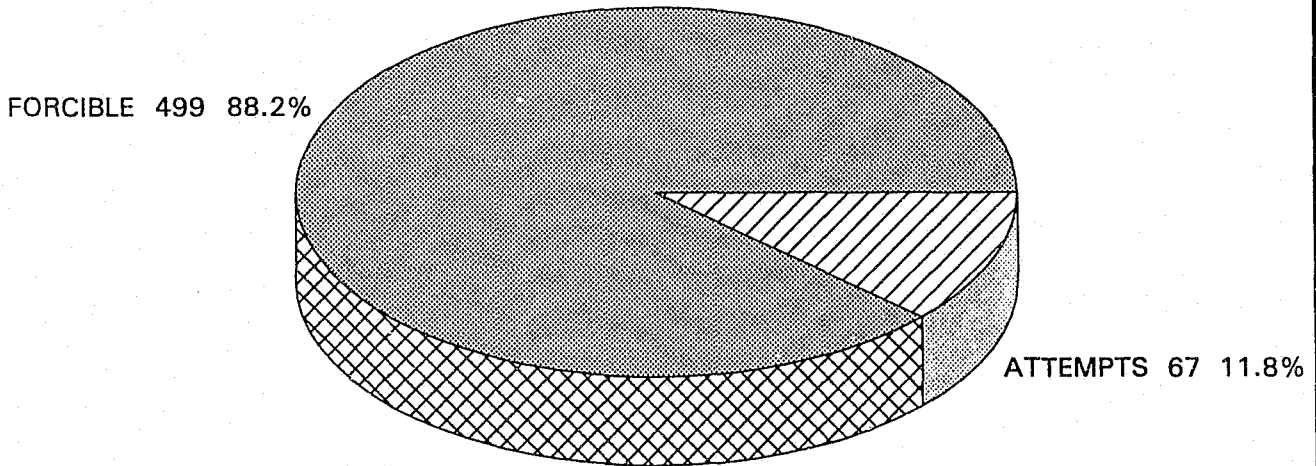
# RAPE TREND

## 1988 THRU 1992



# 1992 RAPES

## ATTEMPT vs FORCIBLE

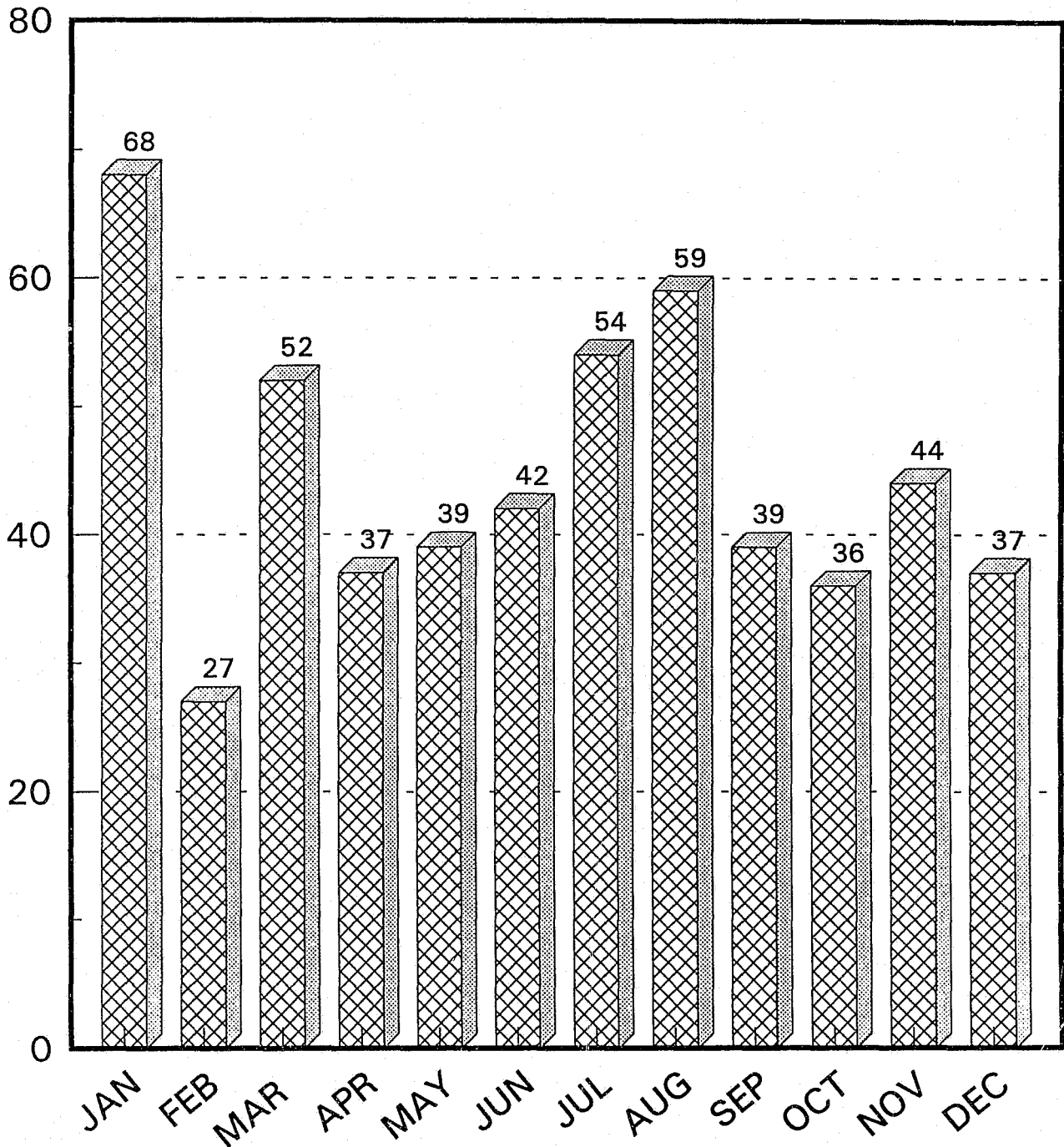






# RAPE BY MONTH

1992



The reported count of 32 for Ketchikan PD was not used as the figure was not broken down into months.



**FORCIBLE RAPE ARRESTS 1992  
AGE, SEX**

AGE GROUP	SEX	NUMBER
12 and under	M	5
	F	0
13-14	M	1
	F	0
15	M	7
	F	0
16	M	2
	F	0
17	M	1
	F	0
18	M	5
	F	0
19	M	2
	F	0
20	M	5
	F	0
21	M	2
	F	0
22	M	2
	F	0
23	M	1
	F	0
24	M	3
	F	0
25-29	M	25
	F	0

**FORCIBLE RAPE ARRESTS 1992 (cont.)**

AGE GROUP	SEX	NUMBER
30-34	M	16
	F	0
35-39	M	12
	F	0
40-44	M	1
	F	0
45-49	M	1
	F	0
50-54	M	9
	F	0
55-59	M	1
	F	0
60-64	M	1
	F	0
65 AND OVER	M	0
	F	0
<b>TOTALS</b>	M	102
	F	0

<b>RACE OF OFFENDERS ARRESTED</b>	
RACE	NUMBER
White	37
Black	8
Indian	57
Asian	0
<b>TOTALS</b>	102

### ROBBERY TREND

	NUMBER OF OFFENSES	% CHANGE FROM PRIOR YEAR	RATE PER 100,000 % CHANGE FROM PRIOR YEAR
1988	370		
1989	352	- 4.9%	-8.5%
1990	419	+19.0%	+ 14.4%
1991	643	+53.5%	+48.0%
1992	628	- 2.3%	-4.5%

Robbery is the taking or attempting to take anything of value from the care, custody, or control of a person or persons by force or violence and/or by putting the victim in fear.

### 1992 SUMMARY

In 1992, 628 robberies were reported in Alaska. During this year, robberies decreased 2.3% compared to 1991.

Robberies accounted for 16.5% of all violent crimes and 1.9% of the total crime index. The robbery rate in 1992 was 111.9 per 100,000.

The age group 25-34 accounted for the largest percentage of persons arrested for robbery with 35.6%. Males represented 95% of the total arrests made for this crime.

Strongarm robberies comprised 48.2% of robberies committed. Cutting instruments were used in 11.6% of all robberies, firearm in 33.9%, and other weapons 6.2%.

Most robberies that occurred were on highways, streets, alleys, etc., 47.3%, followed by 20.7% of the robberies occurring at commercial locations.

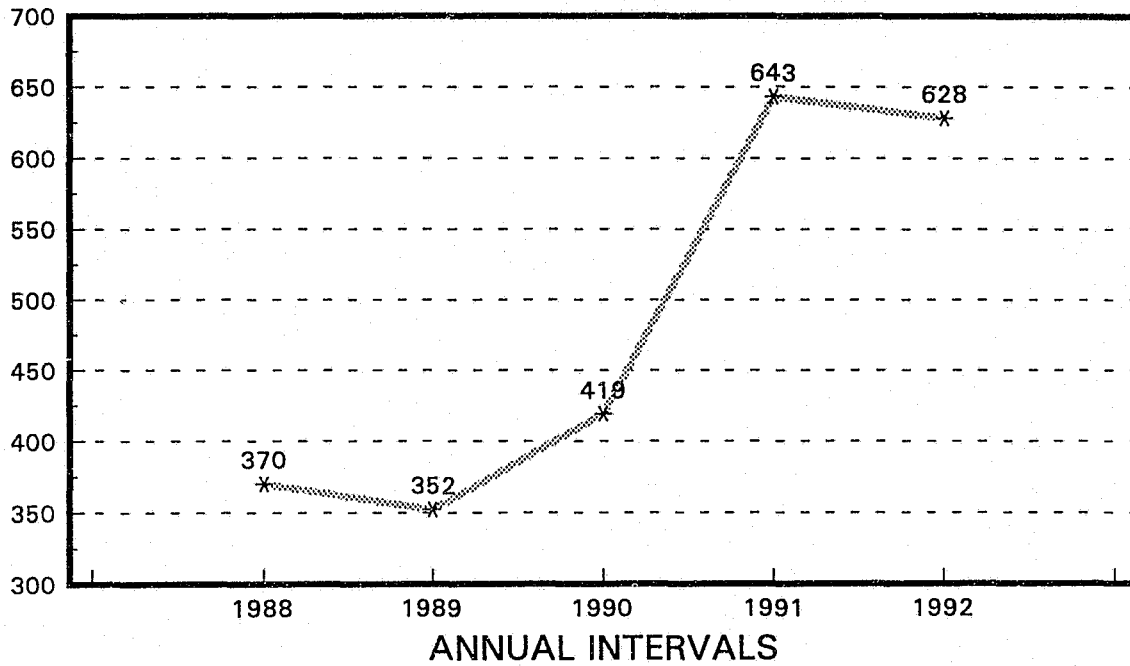
The greatest number of robberies occurred in January with 79 and the lowest occurred in April with 35.

Due to the rounding factor employed in the software, percentages presented will not always total 100%.



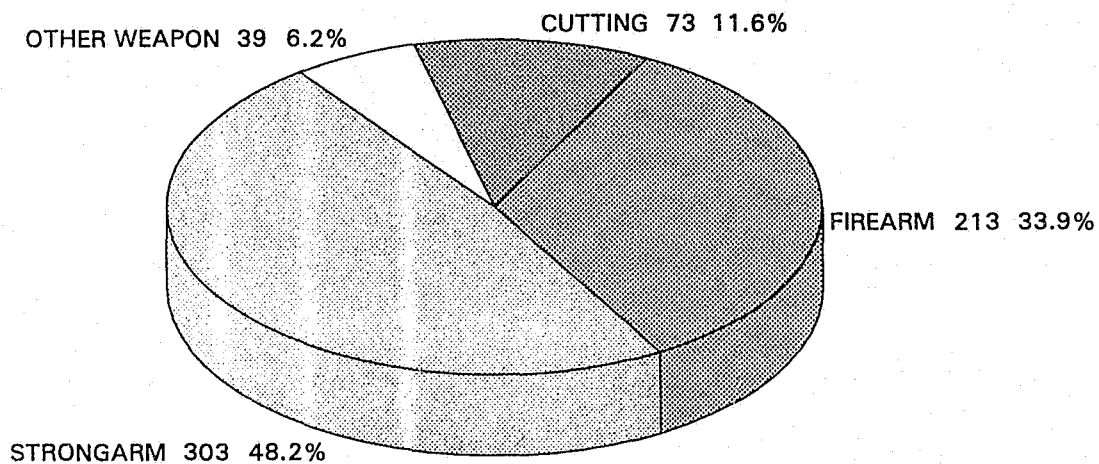
## ROBBERY TREND

1992



## ROBBERY SUMMARY 1992

By Weapon

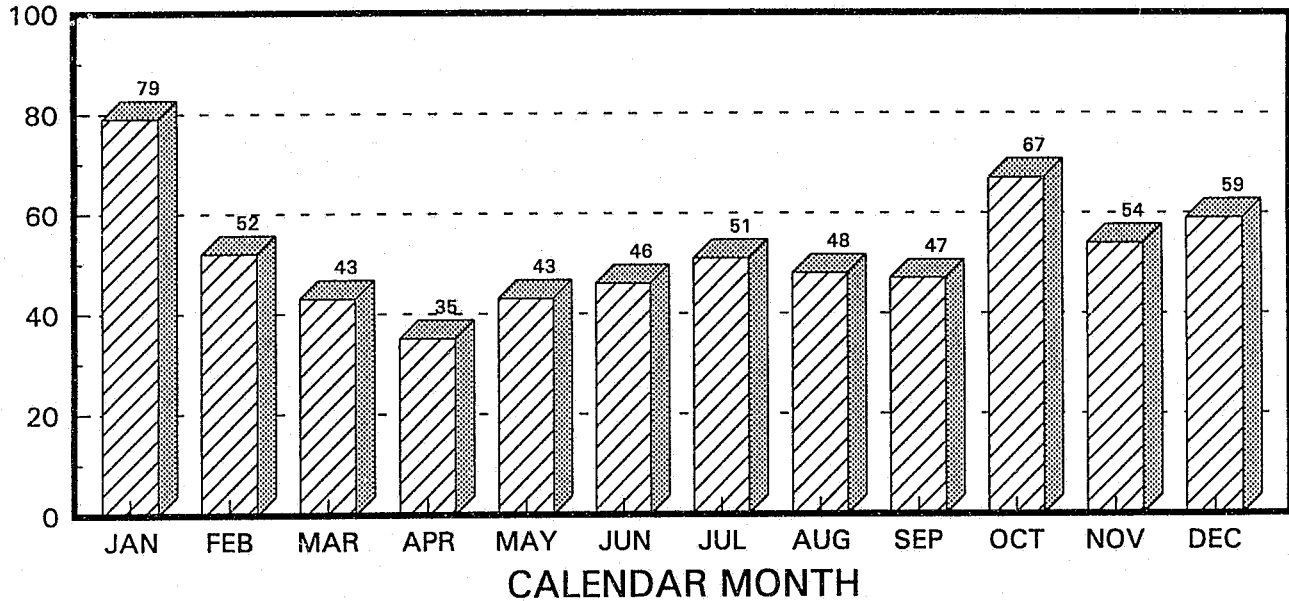






# ROBBERY BY MONTH

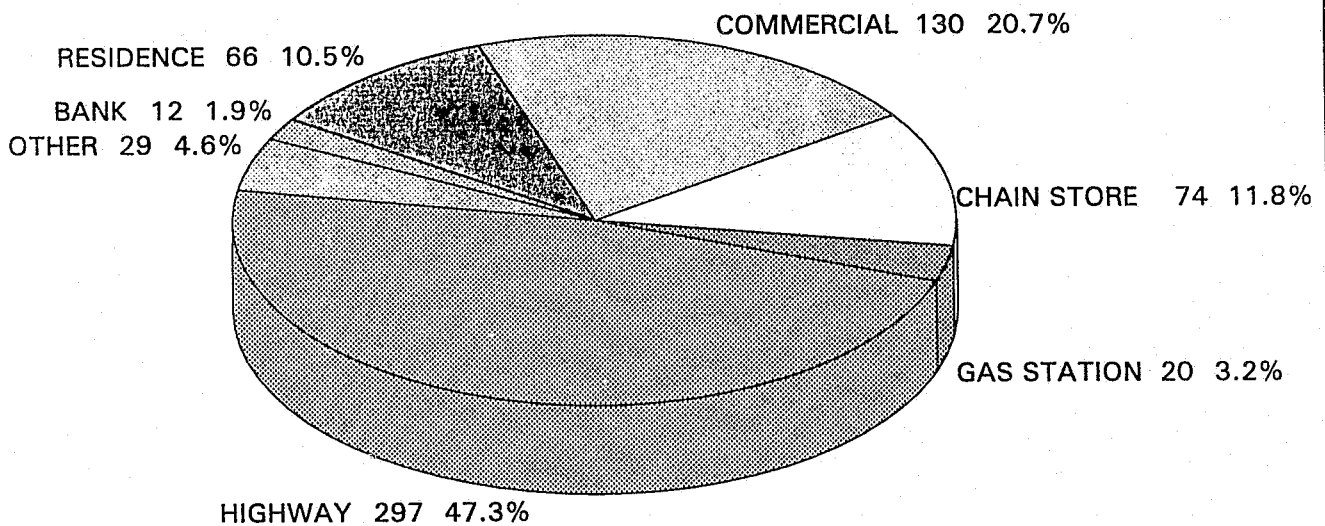
1992



The reported count of 4 for Ketchikan PD was not used as the figure was not broken down into months.

# ROBBERY SUMMARY 1992

Place of Occurrence





**ROBBERY ARRESTS 1992  
AGE, SEX**

AGE GROUP	SEX	NUMBER
12 and under	M	5
	F	0
13-14	M	5
	F	0
15	M	2
	F	1
16	M	5
	F	0
17	M	9
	F	0
18	M	7
	F	0
19	M	3
	F	0
20	M	6
	F	1
21	M	4
	F	0
22	M	1
	F	0
23	M	2
	F	0
24	M	6
	F	0
25-29	M	20
	F	2

ROBBERY ARRESTS 1992 (cont.)

AGE GROUP	SEX	NUMBER
30-34	M	20
	F	0
35-39	M	10
	F	2
40-44	M	5
	F	0
45-49	M	0
	F	0
50-54	M	0
	F	0
55-59	M	1
	F	0
60-64	M	0
	F	0
65 AND OVER	M	1
	F	0
TOTALS	M	112
	F	6

RACE OF OFFENDERS ARRESTED	
RACE	NUMBER
White	59
Black	38
Indian	20
Asian	1
TOTALS	118

## AGGRAVATED ASSAULTS

### TREND

	NUMBER OF OFFENSES	% CHANGE FROM PRIOR YEAR	RATE PER 100,000 % CHANGE FROM PRIOR YEAR
1988	1858		
1989	1882	+ 1.3%	-2.5%
1990	2005	+6.5%	+2.4%
1991	2192	+9.3%	+5.4%
1992	2557	+16.6%	+14.0%

Aggravated Assault is an unlawful attack by one person upon another for the purpose of inflicting severe or aggravated bodily injury.

### 1992 SUMMARY

A total of 2557 aggravated assaults were reported in 1992. This is an 16.6% increase from the previous year.

Aggravated assaults accounted for 67.4% of the violent crimes in 1992 and 7.9% of the total crime index. The aggravated assault rate per 100,000 was 455.7 for 1992.

Hands, fists or feet were used in 29.2% of the assaults with firearms used in 23.6%. The use of a knife or other cutting instrument accounted for 23.3 and the use of other dangerous weapons made up 23.9% of all aggravated assaults.

The age group of 25-29 accounted for the highest percentage of persons arrested for aggravated assaults with 19%.

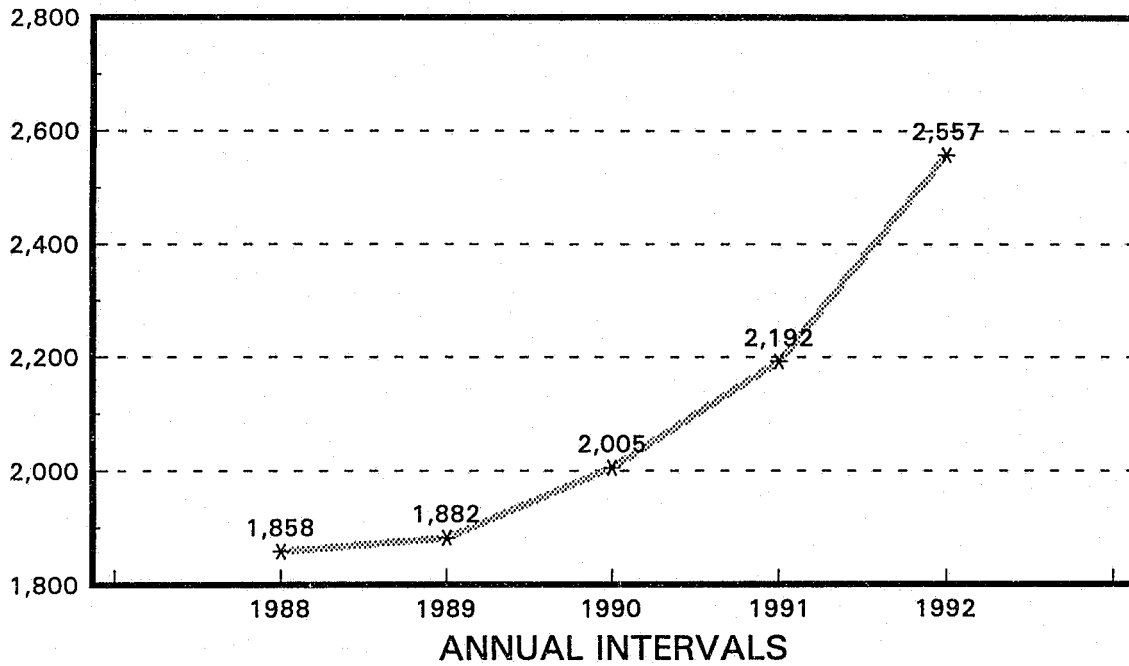
August had the most aggravated assaults with 256 and February had the least with 171.

Due to the rounding factor employed in the software, percentages presented will not always total 100%.



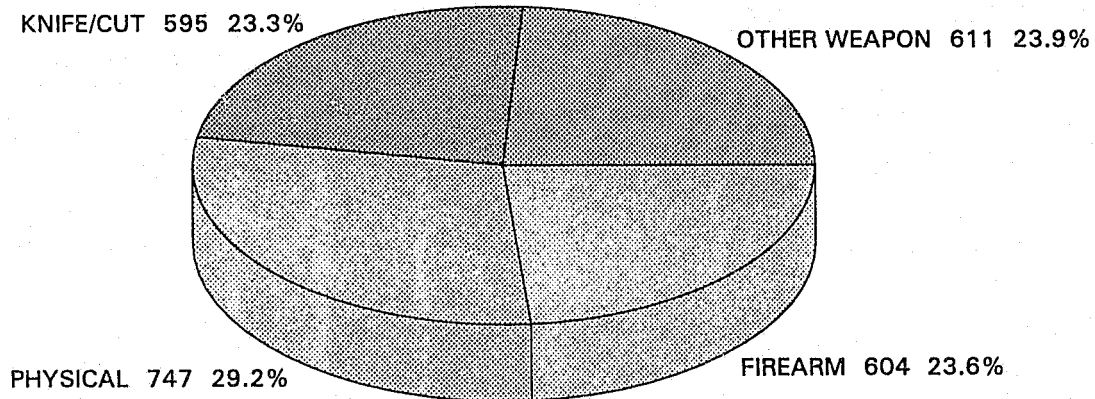
## AGGRAVATED ASSAULT TREND

1988 through 1992



## AGGRAVATED ASSAULT SUMMARY 1992

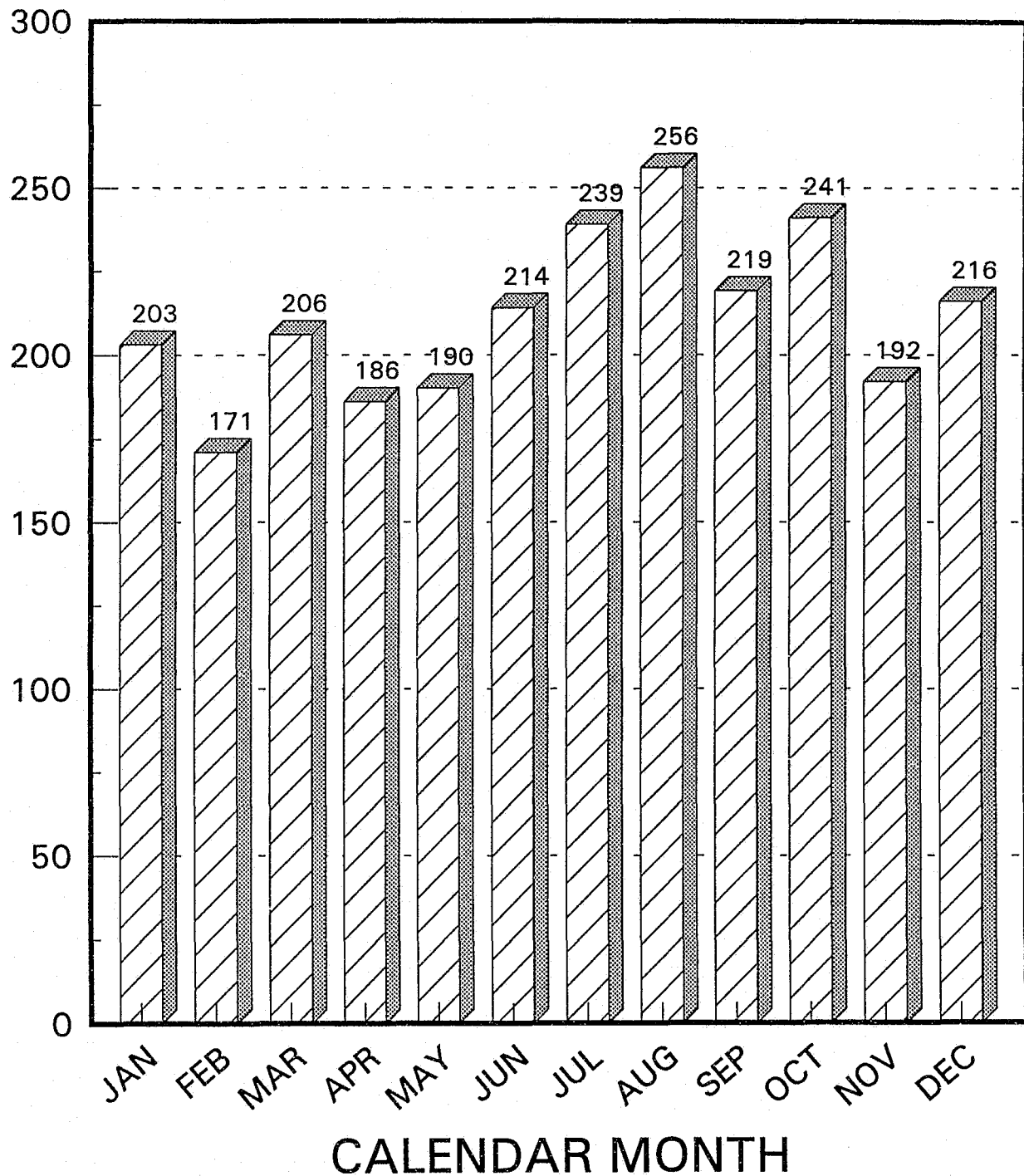
By Weapon







# AGGRAVATED ASSAULT BY MONTH 1992



The reported count of 24 for Ketchikan PD was not used as the figure was not broken down into months.



**AGGRAVATED ASSAULT ARRESTS 1992  
AGE, SEX**

AGE GROUP	SEX	NUMBER
12 and under	M	5
	F	4
13-14	M	23
	F	5
15	M	14
	F	4
16	M	22
	F	8
17	M	20
	F	2
18	M	36
	F	3
19	M	22
	F	2
20	M	23
	F	5
21	M	26
	F	3
22	M	19
	F	2
23	M	22
	F	9
24	M	23
	F	3
25-29	M	156
	F	21

**AGGRAVATED ASSAULT ARRESTS 1992 (cont.)**

AGE GROUP	SEX	NUMBER
30-34	M	150
	F	23
35-39	M	98
	F	10
40-44	M	68
	F	10
45-49	M	36
	F	3
50-54	M	21
	F	3
55-59	M	9
	F	4
60-64	M	5
	F	1
65 AND OVER	M	5
	F	0
<b>TOTALS</b>	<b>M</b>	<b>803</b>
	<b>F</b>	<b>125</b>

<b>RACE OF OFFENDERS ARRESTED</b>	
RACE	NUMBER
White	469
Black	88
Indian	359
Asian	12
<b>TOTALS</b>	<b>928</b>

### BURGLARY TREND

	NUMBER OF OFFENSES	% CHANGE FROM PRIOR YEAR	RATE PER 100,000 % CHANGE FROM PRIOR YEAR
1988	4329		
1989	4272	-1.3%	-5.0%
1990	4859	+13.7%	+9.3%
1991	5510	+13.4%	+9.4%
1992	5217	-5.3%	-7.5%

Burglary is defined as the unlawful entry of a structure to commit a felony or theft.

### 1992 SUMMARY

In 1992, 5217 burglaries were committed, a decrease of 5.3% from 1991.

Burglaries accounted for 18.2% of property crimes committed and 16.1% of the total crime index. The number of burglaries committed per 100,000 population was 929.7.

Forcible entry accounted for 68.8% of the burglaries with no-force entry having 25.5% and attempted forcible entries making up 5.8%.

53.9% of the burglaries occurred at residences with 46% of the burglaries occurring at non-residences.

The age group of 13-14 accounted for the highest percentage of burglaries with 15.7%, followed by 25-29 year olds with 10.3%.

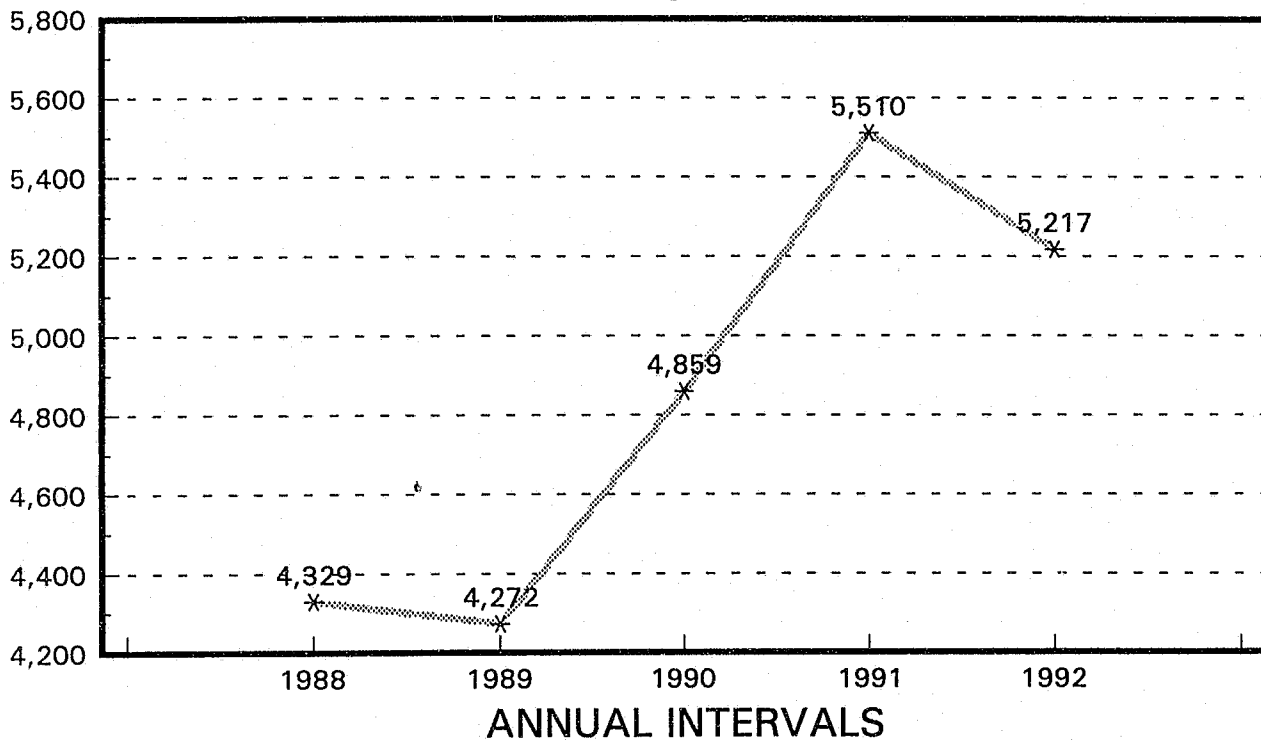
The most burglaries occurred in July numbering 527 and the least number of burglaries occurred in February with 339.

Due to the rounding factor employed in the software, percentages presented will not always total 100%.



# BURGLARY TREND

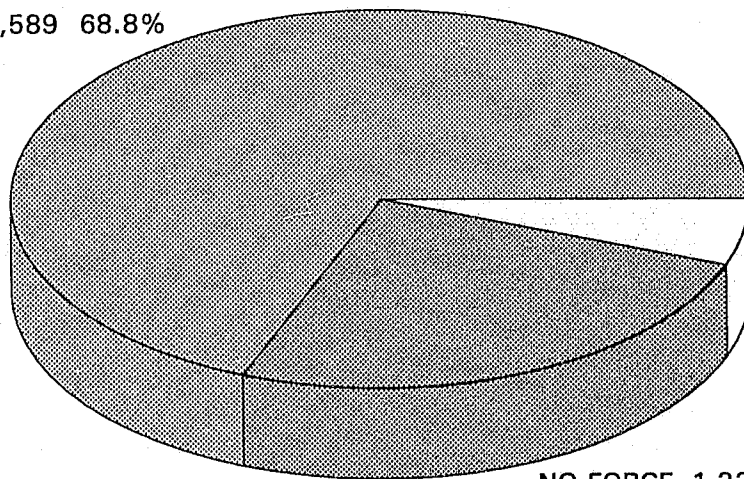
1988 through 1992



# BURGLARY SUMMARY 1992

Type of Entry

FORCIBLE 3,589 68.8%



ATTEMPT 300 5.8%

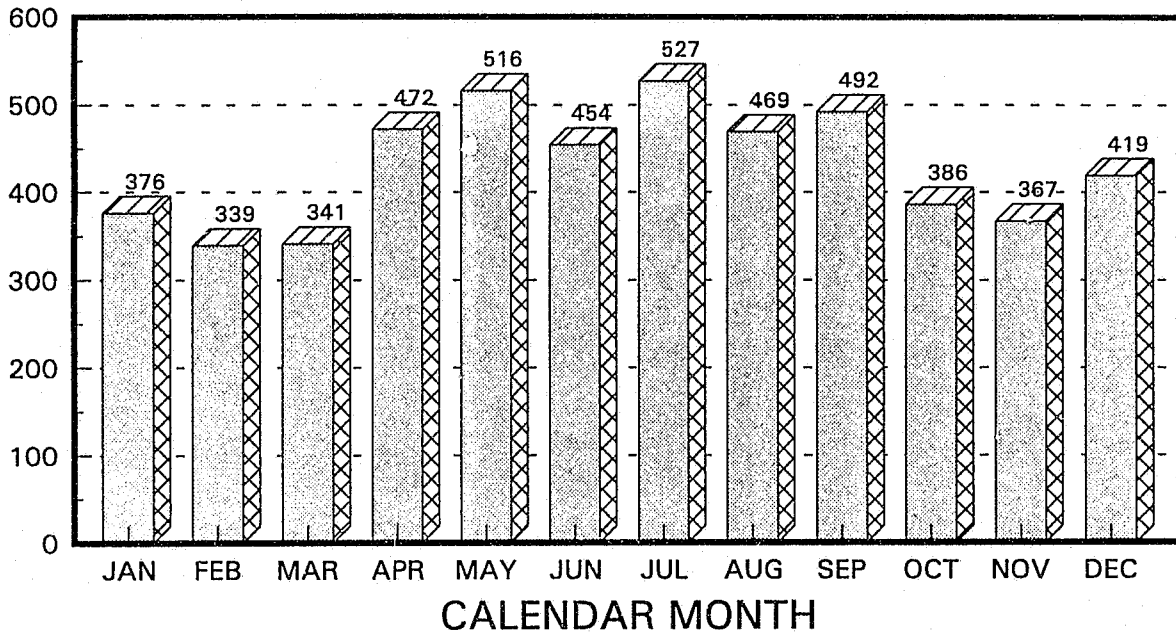
NO FORCE 1,328 25.5%





# BURGLARY BY MONTH

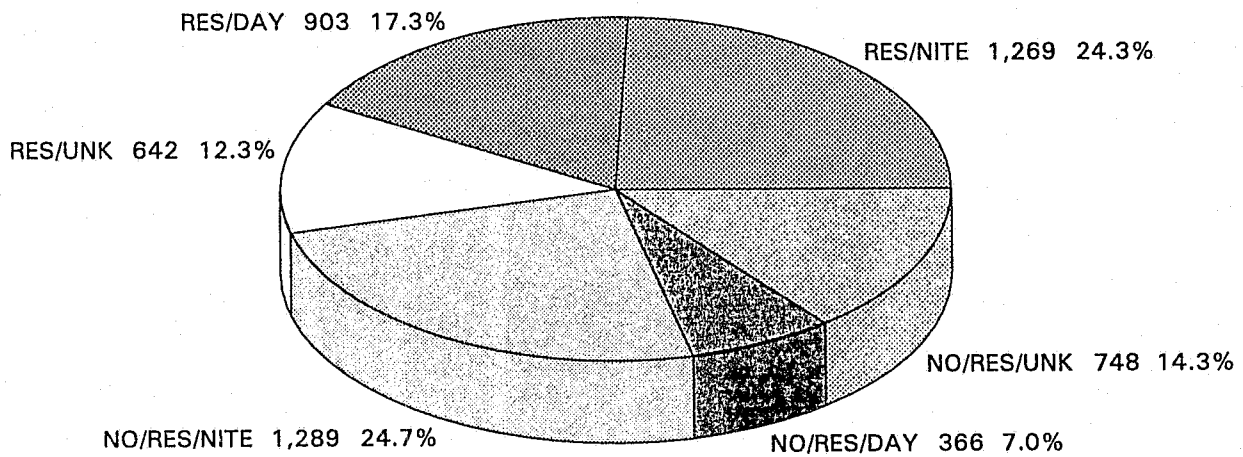
1992



The reported count of 59 for Ketchikan PD was not used as the figure was not broken down into months.

# BURGLARY SUMMARY 1992

Place/Time of Occurrence





**BURGLARY ARRESTS 1992**  
**AGE, SEX**

AGE GROUP	SEX	NUMBER
12 and under	M	86
	F	5
13-14	M	125
	F	17
15	M	78
	F	3
16	M	59
	F	4
17	M	59
	F	2
18	M	64
	F	2
19	M	51
	F	4
20	M	41
	F	2
21	M	36
	F	2
22	M	21
	F	1
23	M	18
	F	1
24	M	15
	F	0
25-29	M	90
	F	3

**BURGLARY ARRESTS 1992 (cont.)**

AGE GROUP	SEX	NUMBER
30-34	M	61
	F	5
35-39	M	23
	F	1
40-44	M	13
	F	0
45-49	M	6
	F	2
50-54	M	4
	F	0
55-59	M	1
	F	0
60-64	M	0
	F	0
65 AND OVER	M	0
	F	0
<b>TOTALS</b>	M	851
	F	54

<b>RACE OF OFFENDERS ARRESTED</b>	
RACE	NUMBER
White	508
Black	64
Indian	325
Asian	8
<b>TOTALS</b>	<b>905</b>

### LARCENY TREND

	NUMBER OF OFFENSES	% CHANGE FROM PRIOR YEAR	RATE PER 100,000 % CHANGE FROM PRIOR YEAR
1988	15,581		
1989	15,789	+ 1.3%	-2.4%
1990	16,883	+ 6.9%	+ 2.8%
1991	20,230	+ 19.8%	+ 15.6%
1992	20,502	+ 1.3%	- .9%

Larceny-theft is defined as the unlawful taking, carrying, loading, or riding away of property from the possession or constructive possession of another.

### 1992 SUMMARY

A total of 20,502 larcenies were committed in 1992. During this year, larcenies increased by 1.3% over 1991.

Larcenies accounted for 71.7% of all property crimes and 63.3% of the total crime index. The larceny rate was 3653.7% per 100,000 population.

Persons in the 13-14 age group accounted for the largest percentage of larceny arrests with 12.7%. This group was followed by 25-29 year-olds with 11.1%. Arrests of males accounted for 66.5%.

Larceny from buildings accounted for 15.0% where shoplifting accounted for 17.7%.

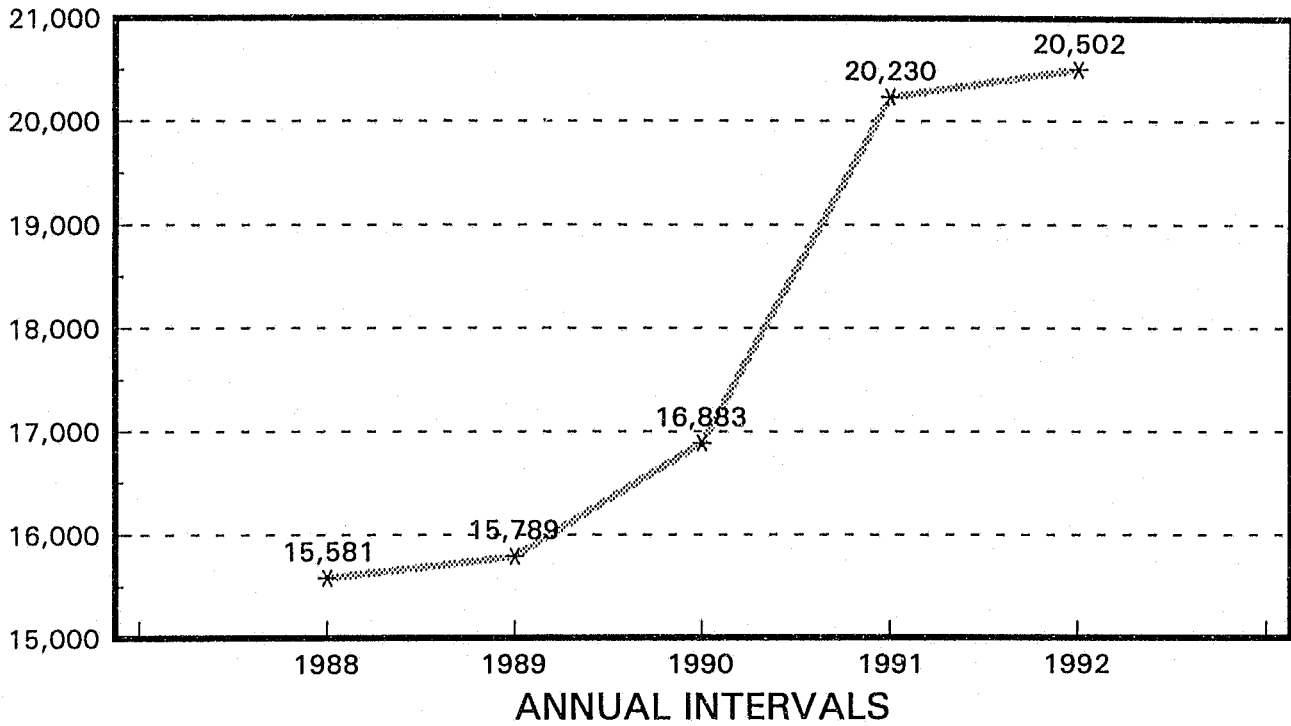
The highest incidence of larceny-theft occurred in August with 2,158, and February recorded the lowest with 1,179.

Due to the rounding factor employed in the software, percentages presented will not always total 100%.



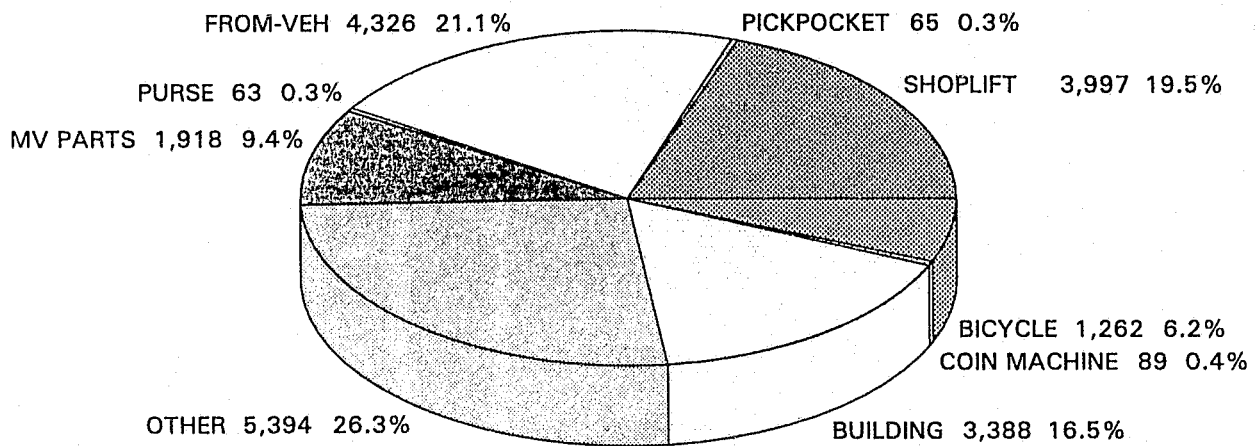
# LARCENY TREND

1988 through 1992



# LARCENY SUMMARY 1992

Larceny by Type

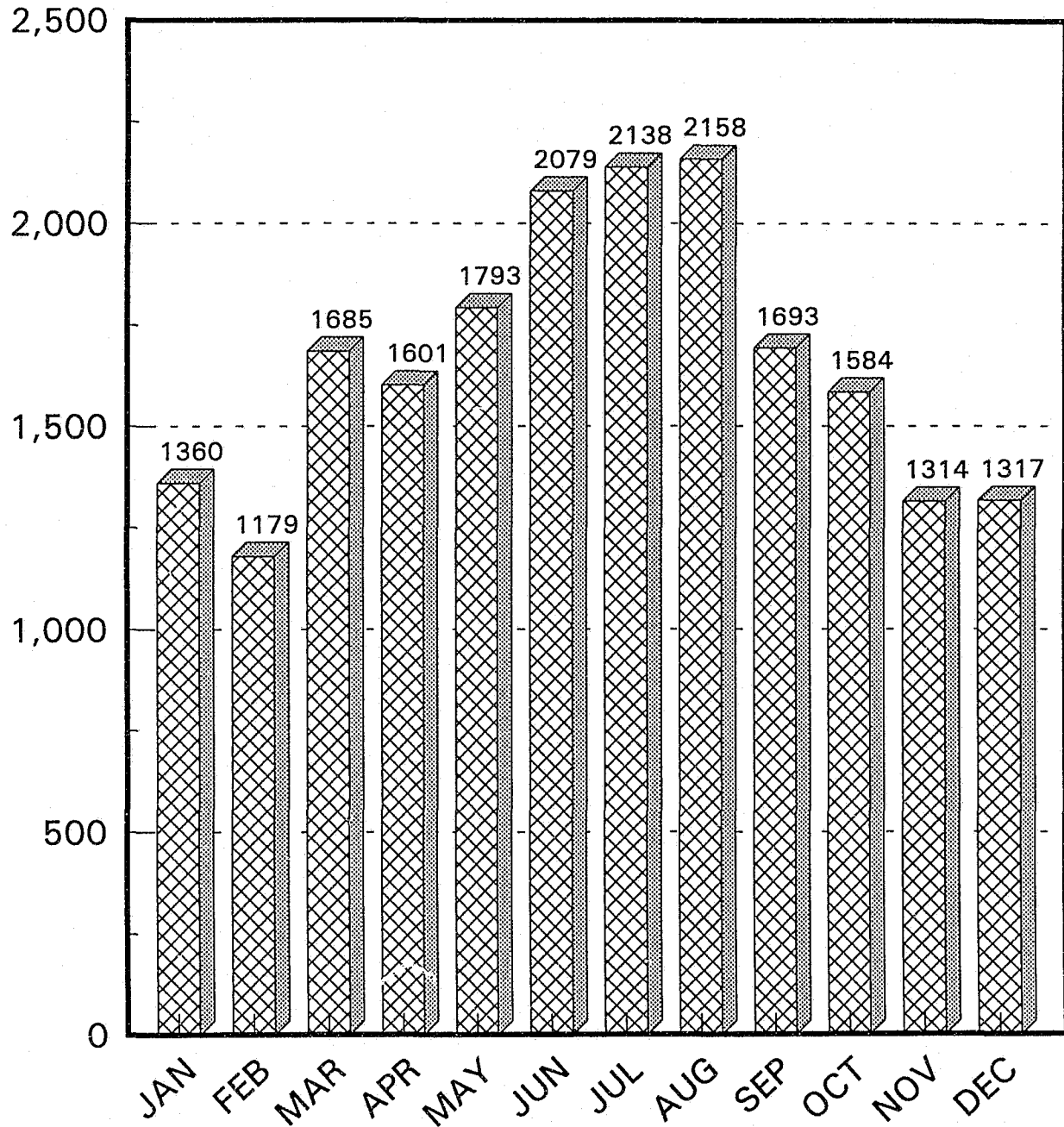






# LARCENY BY MONTH

1992



CALENDAR MONTH

The reported count of 601 for Ketchikan PD was not used as the figure was not broken down into months.



LARCENY ARRESTS 1992  
AGE, SEX

AGE GROUP	SEX	NUMBER
12 and under	M	190
	F	96
13-14	M	368
	F	290
15	M	230
	F	169
16	M	257
	F	116
17	M	179
	F	109
18	M	169
	F	73
19	M	117
	F	48
20	M	103
	F	46
21	M	105
	F	48
22	M	97
	F	37
23	M	69
	F	28
24	M	66
	F	28
25-29	M	397
	F	179

LARCENY ARRESTS 1992 (cont.)

AGE GROUP	SEX	NUMBER
30-34	M	369
	F	165
35-39	M	285
	F	124
40-44	M	181
	F	87
45-49	M	116
	F	39
50-54	M	64
	F	22
55-59	M	45
	F	10
60-64	M	24
	F	10
65 AND OVER	M	22
	F	11
TOTALS	M	3453
	F	1735

RACE OF OFFENDERS ARRESTED	
RACE	NUMBER
White	3537
Black	655
Indian	842
Asian	154
TOTALS	5188

### M/V THEFTS TREND

	NUMBER OF OFFENSES	% CHANGE FROM PRIOR YEAR	RATE PER 100,000 % CHANGE FROM PRIOR YEAR
1988	2330		
1989	2367	+1.6%	-2.2%
1990	3004	+26.9%	+22.0%
1991	2964	-1.3%	-4.8%
1992	2881	-2.8%	-5.0%

Motor vehicle theft is defined as the theft or attempted theft of a motor vehicle.

### 1992 SUMMARY

A total of 2881 motor vehicles were reported stolen in 1992. This is a 2.8% decrease over the previous year.

Motor vehicle thefts accounted for 10.1% of the property crimes and 8.9% of the total crime index. Motor vehicle theft rate per 100,000 people was 513.4.

Automobiles had the highest percentage of motor vehicle thefts with 70.1% followed by trucks and buses with 19.3% and other vehicles making up 10.6%.

Fifteen year-olds had 14.5% of the arrests made for motor vehicle thefts followed by 13-14 year-olds having 13.6%.

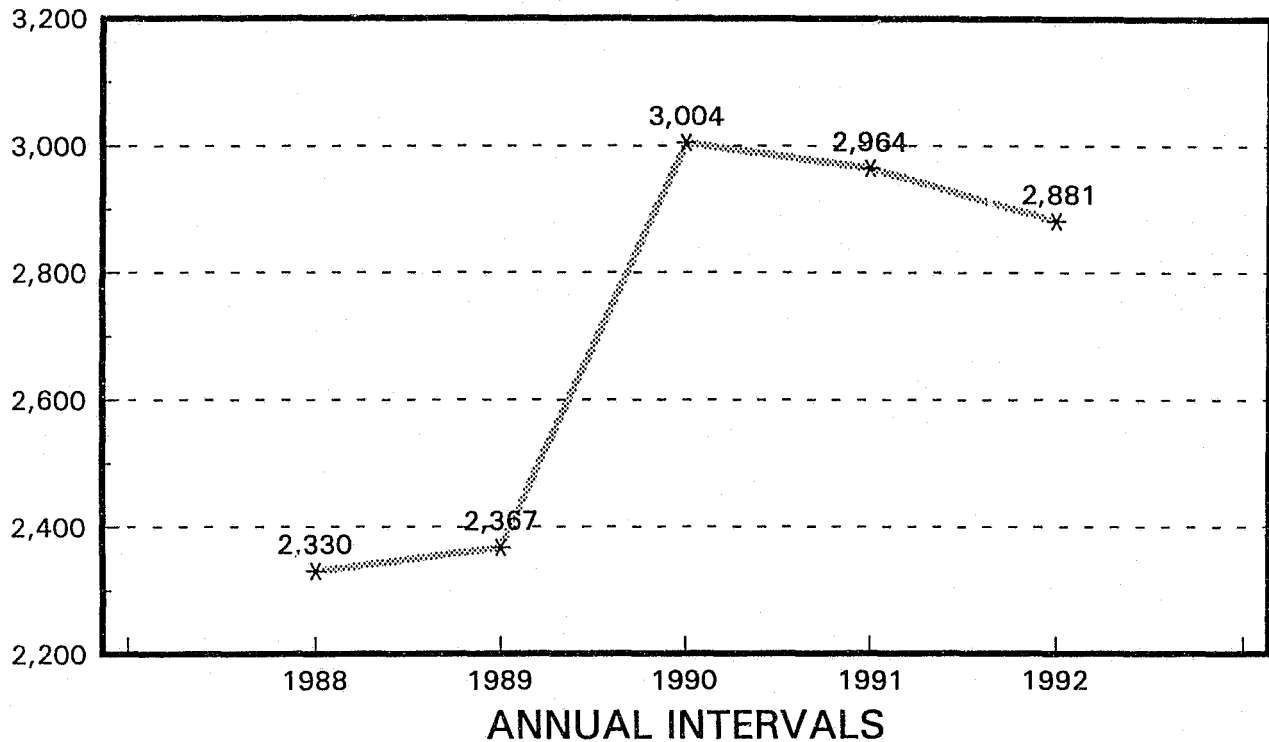
The most motor vehicle thefts occurred in July with 277, and April had the least with 185.

Due to the rounding factor employed in the software, percentages presented will not always total 100%.



# MOTOR VEHICLE THEFT TREND

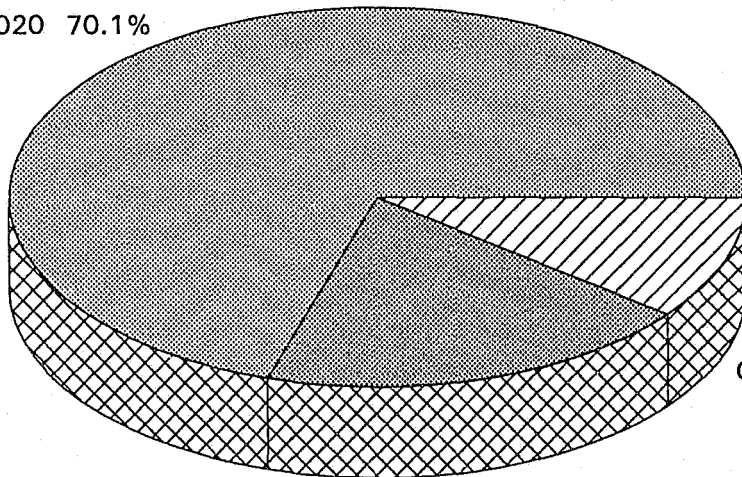
1988 through 1992



# MOTOR VEHICLE THEFT 1992

Type of Vehicle

AUTO 2,020 70.1%



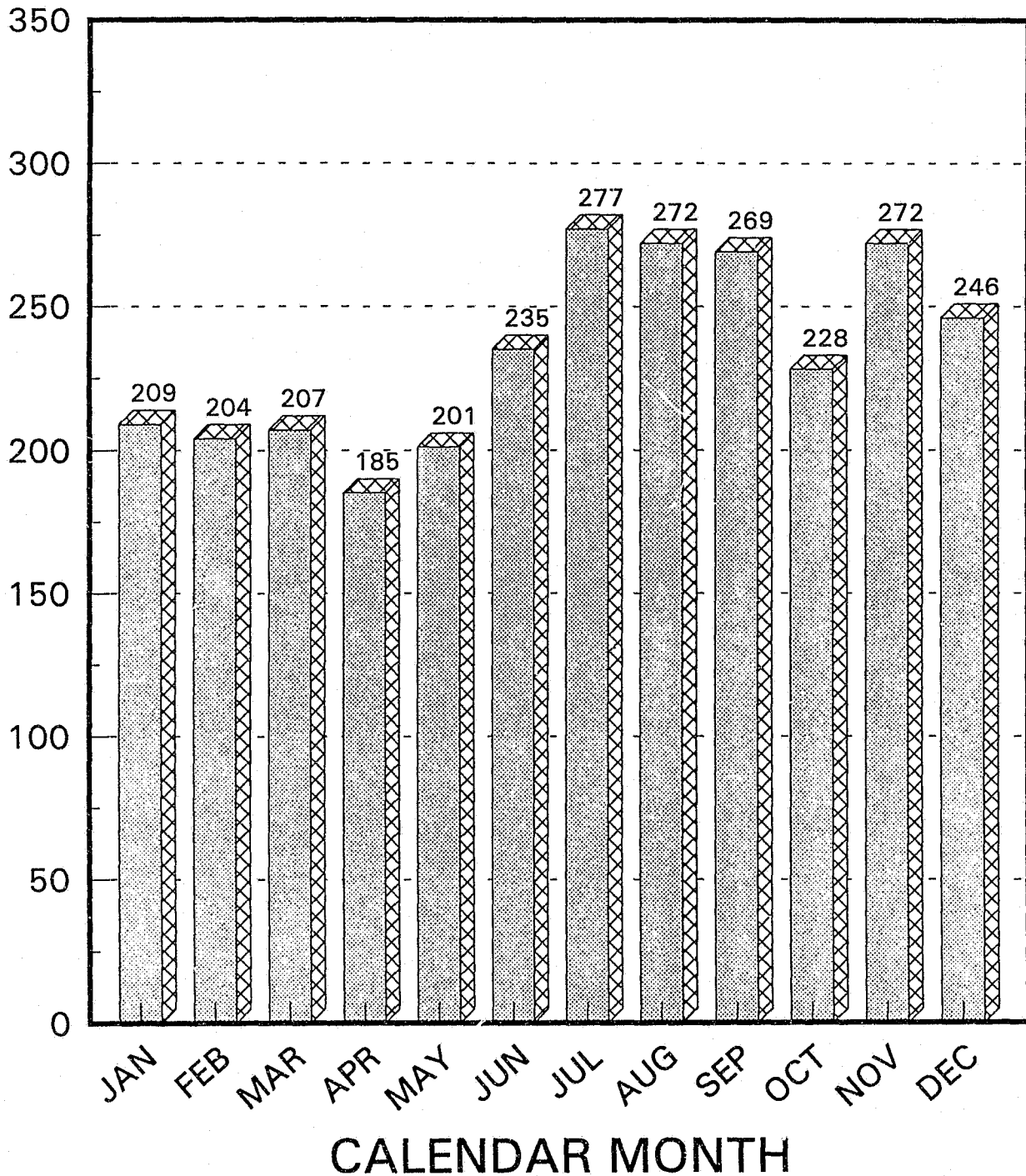
OTHER 305 10.6%

TRUCK/BUS 556 19.3%





# MOTOR VEHICLE THEFT BY MONTH 1992



The reported count of 76 for Ketchikan PD was not used as the figure was not broken down into months.



M/V THEFT ARRESTS 1992  
AGE, SEX

AGE GROUP	SEX	NUMBER
12 and under	M	5
	F	0
13-14	M	48
	F	13
15	M	58
	F	7
16	M	36
	F	1
17	M	47
	F	2
18	M	30
	F	1
19	M	17
	F	2
20	M	16
	F	1
21	M	16
	F	3
22	M	10
	F	2
23	M	7
	F	4
24	M	10
	F	0
25-29	M	41
	F	3

M/V THEFT ARRESTS 1992 (cont.)

AGE GROUP	SEX	NUMBER
30-34	M	27
	F	6
35-39	M	15
	F	3
40-44	M	7
	F	1
45-49	M	3
	F	1
50-54	M	2
	F	0
55-59	M	1
	F	0
60-64	M	1
	F	0
65 AND OVER	M	0
	F	0
TOTALS	M	397
	F	50

RACE OF OFFENDERS ARRESTED	
RACE	NUMBER
White	279
Black	61
Indian	103
Asian	4
TOTALS	447

REPORTS ARE INCLUDED  
FOR AGENCIES WHERE  
DATA EXISTED



OFFENSES KNOWN TO POLICE

CLASSIFICATION OF OFFENSES	OFFENSES REPORTED OR KNOWN	UNFOUNDED FALSE OR BASELESS	NUMBER OF ACTUAL OFFENSES	** OFFENSES CLEARED **	
				TOTAL	BY ARREST OR EXCEPTION OR JUVENILES ONLY
<b>CRIMINAL HOMICIDE</b>					
MURDER & NONNEG MANSL	18		18	15	1
MANSL BY NEGLIGENCE	5		5	2	
TOTAL	23		23	17	1
<b>FORCIBLE RAPE</b>					
RAPE BY FORCE	205	36	169	99	12
ATTEMPTD FORCABLE RAPE	17		17	11	1
TOTAL	222	36	186	110	13
<b>ROBBERY</b>					
FIREARM	24	2	22	13	2
KNIFE/CUTTING INSTRMT	6		6	3	1
OTHR DANGEROUS WEAPON	1		1		
STRONG-ARM (HANDS,FISTS)	14		14	3	
TOTAL	45	2	43	19	3
<b>ASSAULT</b>					
FIREARM	253	19	234	193	20
KNIFE OR CUTTING INSTR.	209	13	196	167	17
OTHER DANGEROUS WEAPON	30		30	25	4
HANDS,FIST,FEET, AGGRAVTD	212	29	183	146	12
OTHER ASSAULTS - SIMPLE	2342	269	2073	1575	116
TOTAL	3046	330	2716	2106	169
<b>BURGLARY</b>					
FORCIBLE ENTRY	1239	79	1160	265	97
UNLAWFUL ENTRY - NO FORCE	474	35	439	139	45
ATTEMPTED FORCIBLE ENTRY	68		68	5	4
TOTAL	1781	114	1667	409	146
<b>LARCENY</b>					
THEFT(EX MOTOR VEHICLES)	4348	222	4126	774	259
TOTAL	4348	222	4126	774	259
<b>MOTOR VEHICLE THEFT</b>					
AUTOS	572	74	498	156	69
TRUCKS AND BUSES	44		44	13	4
OTHER VEHICLES	54		54	25	14
TOTAL	670	74	596	194	87
GRAND TOTAL	10135	778	9357	3629	678

PROPERTY STOLEN BY CLASSIFICATION

CLASSIFICATION OF OFFENSES	NUMBER OF ACTUAL OFFENSES		VALUE OF PROPERTY STOLEN	
MURDER/MANSLAUGHTER		18		
MURDER/NONNEG MANSLAUGHTER				
TOTAL		18		
<hr style="border-top: 1px dashed black;"/>				
RAPE		186		
FORCIBLE RAPE				
TOTAL		186		
<hr style="border-top: 1px dashed black;"/>				
ROBBERY				
HIGHWAY (STRT, ALLEYS, ETC)		2		
COMMERCIAL HOUSE		5	\$1,289.00	
GAS OR SERVICE STATION		3	\$451.00	
CHAIN STORE		9	\$3,597.00	
RESIDENCE		13	\$120.00	
BANK				
MISCELLANEOUS		11	\$240.00	
TOTAL		43	\$5,697.00	
<hr style="border-top: 1px dashed black;"/>				
BURGLARY				
RESIDENCE (DWELLING)				
NIGHT (6PM - 6AM)		769	\$1,100,205.00	
DAY (6AM - 6PM)		249	\$563,737.00	
UNKNOWN				
NON-RESIDENCE (STORE ETC)				
NIGHT (6PM - 6AM)		487	\$1,512,051.00	
DAY (6AM - 6PM)		162	\$88,542.00	
UNKNOWN				
TOTAL		1667	\$3,264,535.00	
<hr style="border-top: 1px dashed black;"/>				
LARCENIES BY VALUE (EX MV)				
\$200 AND OVER		1225	\$2,100,627.00	
\$50 TO \$200		425	\$46,321.00	
UNDER \$50		2476	\$6,237.00	
<hr style="border-top: 1px dashed black;"/>				
LARCENIES BY TYPE				
POCKET - PICKING		12	\$301.00	
PURSE - SNATCHING		16	\$5,065.00	
SHOPLIFTING		161	\$4,860.00	
FROM MOTOR VEHICLES		1164	\$399,923.00	
MOTOR VEH. PARTS & ACC.		53	\$23,121.00	
BICYCLES		94	\$20,774.00	
FROM BUILDINGS (EX C & H)		1252	\$662,551.00	
FROM ANY COIN-OP MACHINES		12	\$1,787.00	
ALL OTHER		1362	\$1,034,805.00	
TOTAL		4126	\$2,153,185.00	\$2,153,187.00
<hr style="border-top: 1px dashed black;"/>				
MOTOR VEHICLE THEFTS				
MOTOR VEHICLE THEFTS		596	\$1,914,082.00	
<hr style="border-top: 1px dashed black;"/>				
MOTOR VEHICLES RECOVERED				
STOLEN & REC'D LOCALLY		169		
STOLEN LOC & REC'D OTHER		11		
STOLEN OTHER & RECD LOCAL				
TOTAL		596	\$1,914,082.00	
<hr style="border-top: 1px dashed black;"/>				
GRAND TOTAL		6636	\$7,337,499.00	



PROPERTY STOLEN/RECOVERED BY TYPE

TYPE OF PROPERTY	VALUE OF PROPERTY STOLEN	VALUE OF PROPERTY RECOVERED
CURRENCY, NOTES, ETC.	\$561,668.00	\$77,191.00
JEWELRY & PRECIOUS METALS	\$649,274.00	\$33,468.00
CLOTHING AND FURS	\$108,072.00	\$9,869.00
LOCALLY STOLEN MOTOR VEH.	\$2,035,554.00	\$1,185,686.00
OFFICE EQUIPMENT	\$125,547.00	\$15,600.00
TV, RADIOS, CAMERAS, ETC.	\$1,460,756.00	\$31,951.00
FIREARMS	\$214,523.00	\$43,808.00
HOUSEHOLD GOODS	\$152,851.00	\$2,040.00
CONSUMABLE GOODS	\$34,642.00	\$6,320.00
LIVESTOCK	\$1,414.00	\$410.00
MISCELLANEOUS	\$1,993,198.00	\$262,173.00
GRAND TOTAL	\$7,337,499.00	\$1,668,516.00

AGE, SEX AND RACE OF PERSON ARRESTED

18 YEARS OF AGE AND OVER

OFFENSE	CLASS	SEX	A G E																	TOTAL	R A C E								
			18	19	20	21	22	23	24	25	29	30	34	35	39	40	44	45	49		50	54	55	59	60	64	65	WHIT	BLK
MURDER	01A	M	2	1		1		2	1	3	3	3	1	1	1										19				
		F				1				1															2	11	1	9	
MANSLAUGHTER	01B	M						1		3	2	1		1											8				
		F				1				1	2		1												5	7		6	
RAPE	02	M	4	2	5	1	2		2	16	11	5	1				7					1		57					
		F																											
ROBBERY	03	M		1	1	2				7	3		3											17					
		F																											
AGG. ASSAULT	04	M	17	14	12	11	8	7	3	67	65	45	41	18	12	3	1	2						326					
		F	3	1	2		2	1	2	6	8	7	3			1	1							37	174	14	173	2	
BURGLARY	05	M	43	44	25	25	12	10	10	49	17	5	7	1	2									250					
		F	2	3	2	1	1	1		3	1					2								16	137	8	126	1	
LARCENY	06	M	36	25	17	18	16	7	7	49	34	25	10	7	11	5								267					
		F	6	2	5	6	2		3	15	12	11	6	2	1	2								73	249	24	63	4	
AV. THEFT	07	M	11	5	2	7	2	4	3	10	6	1	1	2				1						55					
		F			1	1	2				2	1												7	45	1	16		
OTH. ASSAULTS	08	M	24	20	20	24	23	22	20	165	172	133	64	36	16	15	8	4						766					
		F	2	1	5	6	3	7	3	24	28	20	10	1		2		2						114	505	23	348	4	
ARSON	09	M		1						1						1	1							4					
		F																1						1	2		3		
FORGERY	10	M	1	2	1		2		1	2	3	1	2	2	1									18					
		F	1	1	1		1	1	1	1		1	1											8	20	4	2		
FRAUD	11	M	1	4	5	2	1	2	4	10	5	5	5	12	3								2	61					
		F		2	1				1	1	1	5	1	1										13	69	2	3		
EMBEZZLEMENT	12	M										1												1					
		F		1								2	1											4	5				
STEALIN PROPERTY	13	M	4	2	2	4	1			2			3			1								19					
		F																											
VANDALISM	14	M	16	10	16	13	11	6	10	42	32	21	12	5	1	2	1							198					
		F			2	1	1	1	2	8	6	4	1	1	1									28	127	1	97	1	
WEAPONS	15	M	5	7	6	7	8	9	3	31	33	23	15	7	5	4						3		166					
		F								1	3	3	1	1										9	95	3	74	3	
PROSTITUTION	16	M																			1			1					
		F																											
SIX OFFENSES	17	M	6	9	8	8	6	7	4	27	25	21	16	13	10	1	2	5						168					
		F		1		1				2														4	67	1	104		
SALE/MANUFACTURE OF DRUGS																													
NARCOTICS	18A	M			6	21	10	1	13	45	71	41	19	9	4	9								249					
		F			3		2	3	3	7	19	7	3			2								49	239	16	20	23	
WEED/JUANA	18B	M		3	2	2	4	2	9	27	24	12	6	10	1	1	2	2						107					
		F	1	1		4	4			8	8	2	2	1		1								32	106	8	24	1	

AGE, SEX AND RACE OF PERSON ARRESTED

18 YEARS OF AGE AND OVER

OFFENSE	CLASS	SEX	A G E														OV	TOTAL	R A C E								
			18	19	20	21	22	23	24	25	30	35	40	45	50	55			60	65	WIT	BLK	IND	ASN			
SYNTHETIC NARCOTICS	M	W			1								2						3								
		F																	1	4							
-----																											
OTHER NON-NARCOTIC	M	W																									
		F											1							1	1						
-----																											
POSSESSION OF DRUGS																											
-----																											
NARCOTICS	M	W		1	1	1	1	1	1	2	1	1	5	2	2								18				
		F									3	1	1										6	19	1	3	1
-----																											
MARIJUANA	M	W	2	4	1	2	4	2	2	19	11	7	7	3		2							66				
		F								2	5	5	2	1	2								17	53	2	27	1
-----																											
SYNTHETIC NARCOTICS	M	W																									
		F																									
-----																											
OTHER NON-NARCOTIC	M	W	1			1																	2				
		F																							2		
-----																											
GAMBLING																											
-----																											
BOOKMAKING	M	W																									
		F																									
-----																											
NUMBERS	M	W																									
		F																									
-----																											
OTHER GAMBLING	M	W											1										1				
		F																								1	
-----																											
FAMILY/CHILD	M	W	1		3	1	3	1	3	5	5	4	1	4									31				
		F									3	2	2	1			1						10	28		12	1
-----																											
DRIV. INFLC.	M	W	30	32	32	68	63	66	61	308	326	269	199	102	50	29	11	11					1657				
		F	4	4	5	13	7	14	6	78	79	56	45	14	6	5	3						339	1593	43	341	19
-----																											
LIQUOR	M	W	95	102	99	5	2	13	7	34	25	24	11	6	4	3	1					4	435				
		F	31	32	21	3	3				14	12	7	3	6	2							134	242	8	316	3
-----																											
DISORDERLY	M	W	1	3		6	3	2	6	20	21	12	10	2	1	2	2	1					92				
		F	1				1	2			6	4	4	2	1								21	52	1	59	1
-----																											
ALL OTHER	M	W	126	116	131	148	135	100	101	512	448	284	183	95	54	36	22	33					2524				
		F	35	24	27	31	43	32	19	127	86	70	57	21	11	6	7	10					606	2425	172	492	41
			426	408	396	378	317	264	271	1456	1346	943	623	339	187	114	51	67					7586				
-----																											
			86	73	74	69	73	63	42	315	279	206	141	53	22	21	10	12					1539	6318	338	2363	106
-----																											
GRAND TOTAL			512	481	470	447	390	327	313	1771	1625	1149	764	392	209	135	61	79					9125	6318	338	2363	106

AGE, SEX AND RACE OF PERSONS ARRESTED

UNDER 18 YEARS OF AGE

OFFENSE	CLASS	SEX	***** AGE *****					***** RACE *****				
			12/ UNDER	13 14	15	16	17	TOTAL UNDER 18	WHITE	BLACK	IND	ASIAN
MURDER	01A	M F					1	1				1
MANSLAUGHTER	01B	M F		1				1		1		
RAPE	02	M F	4	1	5	2	1	13	4	2	7	
ROBBERY	03	M F	2				3	5	2	1	2	
AGG. ASSAULT	04	M F	1 2	7 1	6 2	9 6	10 2	33 13	25	3	18	
BURGLARY	05	M F	65 5	75 9	45 3	38 3	42 2	265 22	150	1	136	
LARCENY	06	M F	29 8	48 23	36 10	54 2	43 5	210 48	209	8	36	5
MV. THEFT	07	M F	1	15 6	25 6	18 1	30 1	89 14	77	4	21	1
OTH. ASSLT.	08	M F	9 3	21 7	14 2	8 1	11 5	63 18	48	4	29	
ARSON	09	M F	1					1	1			
FORGERY	10	M F					1	1	1			
FRAUD	11	M F					2	2	1		1	
EMBEZZLEMENT	12	M F										
STOLEN PROPERTY	13	M F		1	1	4	2	8	7		1	
VANDALISM	14	M F	36 8	20 6	17 5	29 2	19	121 21	99	6	36	1
WEAPONS	15	M F	1	6		2	6	15	9	1	3	2
PROSTITUTION	16	M F										
SEX OFFENSES	17	M F	8 1	21	9	12	11	61 1	30	3	27	2
SALE/MANUFACTURE OF DRUGS												
NARCOTICS	18A	M F					1	1		1		
MARIJUANA	18B	M F			1			1 1	1		1	
SYNTHETIC NARCOTICS	18C	M F		1				1 1		2		

AGE, SEX AND RACE OF PERSONS ARRESTED

UNDER 18 YEARS OF AGE

OFFENSE	CLASS	SEX	***** AGE *****					***** RACE *****					
			12/ UNDER	13 14	15	16	17	TOTAL UNDER 18	WHITE	BLACK	IND	ASIAN	
OTHER NON-NARCOTIC	18D	M F											
-----													
POSSESSION OF DRUGS													
-----													
NARCOTICS	18E	M F		1					1		1		
MARIJUANA	18F	M F	2 2	1 2	5 1	3	5 1	16 6		14	1	7	
SYNTHETIC NARCOTICS	18G	M F											
OTHER NON-NARCOTIC	18H	M F											
-----													
GAMBLING													
-----													
BOOKMAKING	19A	M F					1	1					
NUMBERS	19B	M F											
OTHER GAMBLING	19C	M F											
FAMILY/CHILD	20	M F					1	1		1			
DRIV. INFLC.	21	M F		1	3	4	9	16 3		13		6	
LIQUOR	22	M F	3 1	20 27	8 13	31 21	65 25	127 87		114	1	97	2
DISORDERLY	24	M F	1	1			2	3 1		4			
CURFEW	28	M F											
RUN-AWAYS	29	M F											
ALL OTHER	26	M F	14 2	35 11	46 15	74 35	76 34	245 97		276	12	51	3
		M F	177 32	274 95	221 58	290 74	338 77	1300 336		1093	47	480	16
GRAND TOTAL			209	369	279	364	415	1636		1093	47	480	16

LAW ENFORCEMENT OFFICERS KILLED OR ASSAULTED

TYPE OF ACTIVITY	TOTAL	KNIFE OTHER		HANDS	TWO	ONE MAN		DETECT OR		OTHER		POLICE	
	ASSLTS	OTHER	DANGER	FIST	MAN	VEHICLE	ASSIST	SPECIAL	ASSIGN	ALONE	ASSIST	ASSAULTS	
	WEAPON	FIREARM	INSTR	WEAPON	FEET	VEH	ALONE	ALONE	ASSIST	ALONE	ASSIST	CLEARED	
	(A)	(B)	(C)	(D)	(E)	(F)	(G)	(H)	(I)	(J)	(K)	(L)	(M)
RESPOND TO DISTURB CALL	2				2			1			1		2
BURGLARIES IN PROGRESS													
ROBBERIES IN PROGRESS													
ATTEMPTING OTHER ARREST													
CIVIL DISORDER													
HANDLING/TRANS PRISONER	1				1						1		1
INVEST SUSP. PERSON/CIR													
AMBUSH - NO WARNING	1	1									1		1
MENTALLY DERANGED													
TRAFFIC PURSUITS/STOPS	2			2				2					2
OTHER	8	6		1	1						1	7	8
TOTAL	14	7		3	4			3			4	7	14
NUMBER W/ PERSONAL INJU	4			2	2								
NUMBER W/O PERSONAL INJ	10	7		1	2								
TIME OF ASSAULTS	12 AM	2 AM	4 AM	6 AM	8 AM	10 AM	NOON	2 PM	4 PM	6 PM	8 PM	10 PM	UNKNOWN
	1	1			1			7	2	1		1	

OFFICERS KILLED BY FELONIOUS ACTS:  
 OFFICERS KILLED BY ACCIDENT OR NEGLIGENCE: 1  
 -----  
 TOTAL OFFICERS KILLED: 1

RETURN OF ARSON OFFENSES KNOWN TO LAW ENFORCEMENT

(1) PROPERTY CLASSIFICATION	(2) OFFENSES REPORTED OR KNOWN	(3) UNFOUNDED, FALSE OR BASELESS	(4) NUMBER OF ACTUAL OFFENSES	(5) CLEARED BY ARREST OR EXCEPTION	(6) CLEARANCES INVOLVING ONLY PERSONS < 18	(7) NORMALLY UNUSED STRUCTURES	(8) ESTIMATED VALUE OF DAMAGE
<b>STRUCTURAL</b>							
SINGLE OCCUP RESIDENT	37	2	35	6		11	\$2,100.00
OTHER RESIDENTIAL							
STORAGE							
INDUSTRIAL/MANUFACTUR							125,000.00
OTHER COMMERCIAL							
COMMUNITY/PUBLIC	4		4	2		1	\$500.00
ALL OTHER STRUCTURES	1		1				
<b>TOTAL:</b>	<b>42</b>	<b>2</b>	<b>40</b>	<b>8</b>		<b>12</b>	<b>127,600.00</b>
<b>MOBILE</b>							
MOTOR VEHICLES	14		14			12	\$42,000.00
OTHER MOBILE PROPERTY						1	
<b>TOTAL:</b>	<b>14</b>		<b>14</b>			<b>13</b>	<b>\$42,000.00</b>
<b>OTHER</b>							
OTHER	11	1	10	2		5	
<b>TOTAL:</b>	<b>11</b>	<b>1</b>	<b>10</b>	<b>2</b>		<b>5</b>	
<b>GRAND TOTAL</b>	<b>67</b>	<b>3</b>	<b>64</b>	<b>10</b>		<b>30</b>	<b>169,600.00</b>





AGENCY: Anch Airport Safety

MONTHS OF 1/92 to 12/92

OFFENSES KNOWN TO POLICE

CLASSIFICATION OF OFFENSES	OFFENSES REPORTED OR KNOWN	UNFOUNDED FALSE OR BASELESS	NUMBER OF ACTUAL OFFENSES	** OFFENSES CLEARED **	
				TOTAL	BY ARREST OR EXCEPTION JUVENILES ONLY
<b>CRIMINAL HOMICIDE</b>					
MURDER & NONNEG MANSL					
MANSL BY NEGLIGENCE					
TOTAL					
<b>FORCIBLE RAPE</b>					
RAPE BY FORCE					
ATTMPTD FORCABLE RAPE					
TOTAL					
<b>ROBBERY</b>					
FIREARM					
KNIFE/CUTTING INSTRMT					
OTHR DANGEROUS WEAPON					
STRONG-ARM (HANDS, FISTS)					
TOTAL					
<b>ASSAULT</b>					
FIREARM	1		1		
KNIFE OR CUTTING INSTR.					
OTHER DANGEROUS WEAPON					
HANDS, FIST, FEET, AGGRAVTD	2		2		2
OTHER ASSAULTS - SIMPLE	10	1	9		6
TOTAL					
	13	1	12		8
<b>BURGLARY</b>					
FORCIBLE ENTRY	1	1			
UNLAWFUL ENTRY - NO FORCE					
ATTEMPTED FORCIBLE ENTRY					
TOTAL					
	1	1			
<b>LARCENY</b>					
THEFT(EX MOTOR VEHICLES)	112	5	107		11
TOTAL					
	112	5	107		11
<b>MOTOR VEHICLE THEFT</b>					
AUTOS	16	2	14		1
TRUCKS AND BUSES					
OTHER VEHICLES					
TOTAL					
	16	2	14		1
GRAND TOTAL					
	142	9	133		20

PROPERTY STOLEN BY CLASSIFICATION

CLASSIFICATION OF OFFENSES	NUMBER OF ACTUAL OFFENSES		VALUE OF PROPERTY STOLEN	
MURDER/MANSLAUGHTER MURDER/NONNEG MANSLAUGHTER				
-----				
TOTAL				
-----				
RAPE FORCIBLE RAPE				
-----				
TOTAL				
-----				
ROBBERY HIGHWAY (STRT,ALLEYS,ETC) COMMERCIAL HOUSE GAS OR SERVICE STATION CHAIN STORE RESIDENCE BANK MISCELLANEOUS				
-----				
TOTAL				
-----				
BURGLARY RESIDENCE (DWELLING) NIGHT (6PM - 6AM) DAY (6AM - 6PM) UNKNOWN NON-RESIDENCE (STORE ETC) NIGHT (6PM - 6AM) DAY (6AM - 6PM) UNKNOWN				
-----				
TOTAL				
-----				
LARCENIES BY VALUE (EX MV) \$200 AND OVER \$50 TO \$200 UNDER \$50				
	50		\$62,308.00	
	19		\$3,171.00	
	38		\$376.00	
-----				
LARCENIES BY TYPE POCKET - PICKING PURSE - SNATCHING SHOPLIFTING FROM MOTOR VEHICLES MOTOR VEH. PARTS & ACC. BICYCLES FROM BUILDINGS (EX C & H) FROM ANY COIN-OP MACHINES ALL OTHER				
		35		\$15,405.00
		3		\$596.00
		1		
		38		\$33,065.00
		30		\$16,789.00
	TOTAL	107	107	\$65,855.00
-----				
MOTOR VEHICLE THEFTS MOTOR VEHICLE THEFTS				
		14		\$293,303.00
-----				
MOTOR VEHICLES RECOVERED STOLEN & REC'D LOCALLY STOLEN LOC & REC'D OTHER STOLEN OTHER & RECD LOCAL				
			6	
	TOTAL	14	6	\$293,303.00
-----				
GRAND TOTAL	121			\$359,158.00

PROPERTY STOLEN/RECOVERED BY TYPE

TYPE OF PROPERTY	VALUE OF PROPERTY STOLEN	VALUE OF PROPERTY RECOVERED
-----	-----	-----
CURRENCY, NOTES, ETC.	\$9,491.00	
JEWELRY & PRECIOUS METALS	\$6,801.00	\$1,100.00
CLOTHING AND FURS	\$750.00	\$438.00
LOCALLY STOLEN MOTOR VEH.	\$271,514.00	\$214,364.00
OFFICE EQUIPMENT	\$2,390.00	
TV, RADIOS, CAMERAS, ETC.	\$9,306.00	\$1,830.00
FIREARMS	\$8,555.00	\$1,025.00
HOUSEHOLD GOODS		
CONSUMABLE GOODS	\$555.00	
LIVESTOCK		
MISCELLANEOUS	\$49,796.00	\$17,375.00
-----	-----	-----
GRAND TOTAL	\$359,158.00	\$236,132.00





AGE, SEX AND RACE OF PERSONS ARRESTED

UNDER 18 YEARS OF AGE

OFFENSE	CLASS	SEX	***** AGE *****					***** RACE *****				
			12/ UNDER	13 14	15	16	17	TOTAL UNDER 18	WHITE	BLACK	IND	ASIAN
MURDER	01A	M F										
MANSLAUGHTER	01B	M F										
RAPE	02	M F										
ROBBERY	03	M F										
AGG. ASSAULT	04	M F										
BURGLARY	05	M F										
LARCENY	06	M F	1					1		1		
MV. THEFT	07	M F										
OTH. ASSLT.	08	M F					2	2			2	
ARSON	09	M F										
FORGERY	10	M F										
FRAUD	11	M F										
EMBEZZLEMENT	12	M F										
STOLEN PROPERTY	13	M F										
VANDALISM	14	M F										
WEAPONS	15	M F										
PROSTITUTION	16	M F										
SEX OFFENSES	17	M F										
SALE/MANUFACTURE OF DRUGS												
NARCOTICS	18A	M F										
MARIJUANA	18B	M F										
SYNTHETIC NARCOTICS	18C	M F										

AGE, SEX AND RACE OF PERSONS ARRESTED

UNDER 18 YEARS OF AGE

OFFENSE	CLASS	SEX	***** AGE *****					***** RACE *****					
			12/ UNDER	13 14	15	16	17	TOTAL UNDER 18	WHITE	BLACK	IND	ASIAN	
OTHER NON-NARCOTIC	18D	M F											
-----													
POSSESSION OF DRUGS													
-----													
NARCOTICS	18E	M F											
MARIJUANA	18F	M F											
SYNTHETIC NARCOTICS	18G	M F											
OTHER NON-NARCOTIC	18H	M F											
-----													
GAMBLING													
-----													
BOOKMAKING	19A	M F											
NUMBERS	19B	M F											
OTHER GAMBLING	19C	M F											
-----													
FAMILY/CHILD	20	M F											
-----													
DRIV. INFLC.	21	M F											
-----													
LIQUOR	22	M F											
-----													
DISORDERLY	24	M F						1	1				1
-----													
ALL OTHER	26	M F			1		1		1	1	1		
-----													
CURFEW	28	M F											
-----													
RUN-AWAYS	29	M F											
-----													
		M	1		1		3		5				
		F				1			1	2	1	3	
-----													
GRAND TOTAL			1		1	1	3		6	2	1	3	





AGENCY: Anchorage PD

MONTHS OF 1/92 to 12/92

OFFENSES KNOWN TO POLICE

CLASSIFICATION OF OFFENSES	OFFENSES REPORTED OR KNOWN	UNFOUNDED FALSE OR BASELESS	NUMBER OF ACTUAL OFFENSES	** OFFENSES CLEARED **	
				TOTAL	BY ARREST OR EXCEPTION JUVENILES ONLY
<b>CRIMINAL HOMICIDE</b>					
MURDER & NONNEG MANSL	18	1	17	9	
MANSL BY NEGLIGENCE					
TOTAL	18	1	17	9	
<b>FORCIBLE RAPE</b>					
RAPE BY FORCE	221	5	216	18	2
ATTMPTD FORCABLE RAPE	37		37	4	
TOTAL	258	5	253	22	2
<b>ROBBERY</b>					
FIREARM	157		157	23	7
KNIFE/CUTTING INSTRMT	55		55	10	1
OTHR DANGEROUS WEAPON	36		36	7	2
STRONG-ARM (HANDS, FISTS)	236		236	24	5
TOTAL	484		484	64	15
<b>ASSAULT</b>					
FIREARM	294		294	106	13
KNIFE OR CUTTING INSTR.	300	1	299	156	23
OTHER DANGEROUS WEAPON	456	2	454	217	32
HANDS, FIST, FEET, AGGRAVTD	170		170	86	4
OTHER ASSAULTS - SIMPLE	2660	11	2649	1499	134
TOTAL	3880	14	3866	2064	206
<b>BURGLARY</b>					
FORCIBLE ENTRY	1793	4	1789	103	24
UNLAWFUL ENTRY - NO FORCE	665	4	661	57	23
ATTEMPTED FORCIBLE ENTRY	201	1	200	4	
TOTAL	2659	9	2650	164	47
<b>LARCENY</b>					
THEFT(EX MOTOR VEHICLES)	10848	35	10813	2785	876
TOTAL	10848	35	10813	2785	876
<b>MOTOR VEHICLE THEFT</b>					
AUTOS	1157	88	1069	131	42
TRUCKS AND BUSES	417	38	379	35	9
OTHER VEHICLES	168	5	163	4	1
TOTAL	1742	131	1611	170	52
GRAND TOTAL	19889	195	19694	5278	1198

PROPERTY STOLEN BY CLASSIFICATION

CLASSIFICATION OF OFFENSES	NUMBER OF ACTUAL OFFENSES		VALUE OF PROPERTY STOLEN	
MURDER/MANSLAUGHTER				
MURDER/NONNEG MANSLAUGHTER	17		\$140,000.00	
	TOTAL	17	\$140,000.00	
RAPE				
FORCIBLE RAPE	253		\$1,147.00	
	TOTAL	253	\$1,147.00	
ROBBERY				
HIGHWAY (STRT,ALLEYS,ETC)	255		\$122,816.00	
COMMERCIAL HOUSE	98		\$54,440.00	
GAS OR SERVICE STATION	16		\$2,790.00	
CHAIN STORE	50		\$4,297.00	
RESIDENCE	47		\$33,201.00	
BANK	11		\$23,334.00	
MISCELLANEOUS	7		\$821.00	
	TOTAL	484	\$241,699.00	
BURGLARY				
RESIDENCE (DWELLING)				
NIGHT (6PM - 6AM)	377		\$484,365.00	
DAY (6AM - 6PM)	534		\$1,078,534.00	
UNKNOWN	536		\$904,995.00	
NON-RESIDENCE (STORE ETC)				
NIGHT (6PM - 6AM)	566		\$500,266.00	
DAY (6AM - 6PM)	50		\$22,871.00	
UNKNOWN	587		\$779,421.00	
	TOTAL	2650	\$3,770,452.00	
LARCENIES BY VALUE (EX MV)				
\$200 AND OVER	4403		\$4,672,141.00	
\$50 TO \$200	2425		\$302,844.00	
UNDER \$50	3985		\$744,265.00	
LARCENIES BY TYPE				
POCKET - PICKING	38		\$12,647.00	
PURSE - SNATCHING	24		\$5,573.00	
SHOPLIFTING	2746		\$303,763.00	
FROM MOTOR VEHICLES	2283		\$1,618,320.00	
MOTOR VEH. PARTS & ACC.	1779		\$1,271,999.00	
BICYCLES	595		\$168,234.00	
FROM BUILDINGS (EX C & H)	1126		\$619,333.00	
FROM ANY COIN-OP MACHINES	59		\$6,313.00	
ALL OTHER	2163		\$1,713,068.00	
	TOTAL	10813	\$5,719,250.00	\$5,719,250.00
MOTOR VEHICLE THEFTS				
MOTOR VEHICLE THEFTS	1611		\$11,393,875.00	
MOTOR VEHICLES RECOVERED				
STOLEN & REC'D LOCALLY	1339			
STOLEN LOC & REC'D OTHER	118			
STOLEN OTHER & RECD LOCAL	43			
	TOTAL	1611	\$11,393,875.00	
GRAND TOTAL	15828		\$21,266,423.00	

AGENCY: Anchorage PD

Months of 1/92 to 12/92

PROPERTY STOLEN/RECOVERED BY TYPE

TYPE OF PROPERTY	VALUE OF PROPERTY STOLEN	VALUE OF PROPERTY RECOVERED
CURRENCY, NOTES, ETC.	\$950,143.00	\$33,714.00
JEWELRY & PRECIOUS METALS	\$1,720,911.00	\$151,717.00
CLOTHING AND FURS	\$727,443.00	\$88,717.00
LOCALLY STOLEN MOTOR VEH.	\$11,480,637.00	\$10,147,531.00
OFFICE EQUIPMENT	\$523,913.00	\$56,857.00
TV, RADIOS, CAMERAS, ETC.	\$2,585,641.00	\$110,757.00
FIREARMS	\$263,502.00	\$57,320.00
HOUSEHOLD GOODS	\$357,092.00	\$32,681.00
CONSUMABLE GOODS	\$111,684.00	\$27,040.00
LIVESTOCK	\$1,228.00	\$326.00
MISCELLANEOUS	\$2,544,229.00	\$361,010.00
GRAND TOTAL	21,266,423.00	\$11,067,670.00

AGE, SEX AND RACE OF PERSON ARRESTED

18 YEARS OF AGE AND OVER

OFFENSE	CLASS	SEX	A G E													TOTAL	R A C E						
			18	19	20	21	22	23	24	25	30	35	40	45	50		55	60	65	OV	WIT	BLK	IND
MURDLR	01A	M		1		1					1	1		2	2			8		6	1	1	
MANSLAUGHTER	01B	M																					
RAPE	02	M	1			1			1	6	5	6		1	2	1		24		11	3	10	
ROBBERY	03	M	6	2	1	1		1	3	12	10	4	1				1	42		5	17	23	7
AGG. ASSAULT	04	M	8	2	4	7	6	3	12	36	43	25	11	6	7		2	173					
		F		1	1	1		6	1	3	8	2	3	2		1	1	30	119	49	31	4	
BURGLARY	05	M	10	5	10	8	5	4	4	27	30	13	4	2		1		123					
		F		1							1	1					3	77	26	21	2		
LARCENY	06	M	74	44	50	50	40	42	40	240	243	184	115	84	33	24	16	15	1294				
		F	46	35	33	32	26	25	17	132	113	92	65	29	17	4	8	8	682	1253	377	283	63
AV. THEFT	07	M	9	8	8	5	5	3	6	20	17	13	3	1	1		1	100					
		F	1	1		2		4		3	4	2	1	1				19	57	32	29	1	
OTH. ASSLT.	08	M	27	24	30	42	43	53	42	259	273	170	73	54	27	12	7	2	1138				
		F	6	6	8	9	11	9	13	47	41	29	12	3	1	2	1	198	743	247	307	39	
ARSON	09	M						1		1		1						3					
		F											1					1	3			1	
FORGERY	10	M	1			1		1		2	1	5	3					14					
		F			1			1		2	5	1	1	1				12	13	10		3	
FRAUD	11	M	1		1					6	3		2	2	1			16					
		F		1	1	2		4		1	3	3	2					17	22	10		1	
EMBEZZLEMENT	12	M																					
		F																					
STOLEN PROPERTY	13	M																					
		F																					
VANDALISM	14	M	28	10	11	8	10	6	9	42	34	23	21	9	2	3		1	217				
		F		1	1	3	2	2	2	9	10	9			1	1	1	42	157	37	62	3	
WEAPONS	15	M	5	10	7	6	4	4	7	21	18	10	7	5	2	2	1	109					
		F			2	1	1	1	1	4	3	1	1					15	79	25	16	4	
PROSTITUTION	16	M											1	1				2					
		F	3	2	1		5		3	8	11	3	3	2				41	24	5	9	5	
SEX OFFENSES	17	M			2	2	2	1	1	3	9	6	2	6	5	1		1	41				
		F					1											2	29	2	12		
SALE/MANUFACTURE OF DRUGS																							
NARCOTICS	18A	M			1		1	1	2	3	4	6		1				19					
		F				1				1		1					1	4	7	13	2	1	
MARIJUANA	18B	M					1		3	5	5	1						15					
		F				1					1							2	8	5		4	

AGE, SEX AND RACE OF PERSON ARRESTED

18 YEARS OF AGE AND OVER

OFFENSE	CLASS	SEX	A G E																	R A C E																					
			18	19	20	21	22	23	24	25	30	35	40	45	50	55	60	65	TOTAL	WHT	BLK	IND	ASN																		
SYNTHETIC NARCOTICS	M																																								
18C	F																																								
OTHER NON-NARCOTIC	M																																								
18D	F																																								
POSSESSION OF DRUGS																																									
NARCOTICS	M		1	1	1	1	1	2	2	3	6		1	3																											
18E	F					1	2	1			4	3	1																												
MARIJUANA	M		8	6	10	5	7	5	8	33	37	21	12	4	1	1	1																								
18F	F		1		2			1		2	3	5	1																												
SYNTHETIC NARCOTICS	M																																								
18G	F																																								
OTHER NON-NARCOTIC	M					1				2	1																														
18H	F											2																													
GAMBLING																																									
BOOKMAKING	M																																								
19A	F																																								
NUMBERS	M																																								
19B	F																																								
OTHER GAMBLING	M										2	1	3	1	2	4	2																								
19C	F											2	1																												
FAMILY/CHILD	M						1	1		1	1	5	3	3																											
20	F		1	3	1		1	2	2	11	13	5	1			1																									
DRIV. INFLC.	M		11	16	34	63	57	45	53	256	274	218	91	109	62	31	11	16																							
21	F		3	5	4	9	11	13	11	70	72	57	23	15	7	4	2	2																							
LIQUOR	M		10	11	5					1	1	2	4	3	1																										
22	F		1	1	2							2																													
DISORDERLY	M		9	4	6	5	6	6	7	33	34	32	19	16	5	5	1																								
24	F		3		4	4		2		16	12	11	3	2	3																										
ALL OTHER	M		160	194	218	295	223	205	216	1001	905	629	319	281	83	47	19	32																							
26	F		34	40	32	28	48	48	47	243	236	128	49	30	16	3	2																								
			369	338	399	503	412	383	418	2016	1961	1377	694	590	235	130	59	69																							
			99	97	94	94	108	119	97	554	544	358	167	85	46	16	17	11																							
GRAND TOTAL			468	435	493	597	520	502	515	2570	2505	1735	861	675	281	146	76	80																							

AGE, SEX AND RACE OF PERSONS ARRESTED

UNDER 18 YEARS OF AGE

OFFENSE	CLASS	SEX	***** AGE *****					***** RACE *****					
			12/ UNDER	13 14	15	16	17	TOTAL UNDER 18	WHITE	BLACK	IND	ASIAN	
MURDER	01A	M F											
MANSLAUGHTER	01B	M F											
RAPE	02	M F	1		2			3		2	1		
ROBBERY	03	M F	3	5	1	4	4	16	1	7	7	2	1
AGG. ASSAULT	04	M F	2	10	8	10	6	36	2	28	8	5	
BURGLARY	05	M F	10	25	13	7	9	64	3	41	16	8	2
LARCENY	06	M F	106	185	122	123	100	636					
			60	185	119	72	73	509	793	158	143	51	
MV. THEFT	07	M F	3	18	19	13	12	65		41	19	11	1
				5	1		1	7					
OTH. ASSLT.	08	M F	9	29	10	21	24	93					
				15	10	7	8	40	74	35	19	5	
ARSON	09	M F		1			2	3		3			
FORGERY	10	M F		1	2	1		4					
					1	1	2	4	5	3			
FRAUD	11	M F			1	1		2					
					2	1	1	4	5		1		
EMBEZZLEMENT	12	M F											
STOLEN PROPERTY	13	M F											
VANDALISM	14	M F	35	15	14	19	22	105					
			2	3	3	1	3	12	69	28	15	5	
WEAPONS	15	M F	4	17	12	11	12	56					
			2	1	1	1	1	6	43	12	2	5	
PROSTITUTION	16	M F					1	1		1	1		
							1	1					
SEX OFFENSES	17	M F	1	5		1	4	11					
									5	4	2		
SALE/MANUFACTURE OF DRUGS													
NARCOTICS	18A	M F					1	1					
												1	
MARIJUANA	18B	M F		1				2	3				
										2		1	
SYNTHETIC NARCOTICS	18C	M F											

AGE, SEX AND RACE OF PERSONS ARRESTED  
UNDER 18 YEARS OF AGE

OFFENSE	CLASS	SEX	***** AGE *****					***** RACE *****					
			12/ UNDER	13 14	15	16	17	TOTAL UNDER 18	WHITE	BLACK	IND	ASIAN	
OTHER NON-NARCOTIC	18D	M F											
-----													
POSSESSION OF DRUGS													
-----													
NARCOTICS	18E	M F		2			1	3			3		
MARIJUANA	18F	M F	1	4 2	6 2	7 2	12	30 6		25	3	8	
SYNTHETIC NARCOTICS	18G	M F											
OTHER NON-NARCOTIC	18H	M F					1	1		1			
-----													
GAMBLING													
-----													
BOOKMAKING	19A	M F											
NUMBERS	19B	M F											
OTHER GAMBLING	19C	M F											
-----													
FAMILY/CHILD	20	M F											
-----													
DRIV. INFLC.	21	M F			1	3 2	10 2	13 5		10	2	5	1
LIQUOR	22	M F		1 1	2 1	6 2	10 2	19 6		19	1	5	
DISORDERLY	24	M F		2 1	2 1	4 1	3 1	11 6		8	3	3	3
CURFEW	28	M F		1 3	2			3 3		6			
RUN-AWAYS	29	M F											
-----													
ALL OTHER	26	M F	7 4	15 17	27 14	48 12	73 17	170 64		141	41	39	13
		M F	182 71	337 238	242 158	280 103	308 112	1349 682		1329	345	270	87
-----													
GRAND TOTAL			253	575	400	383	420	2031		1329	345	270	87

AGENCY: Anchorage PD

YEAR ENDING 1992

LAW ENFORCEMENT OFFICERS KILLED OR ASSAULTED

TYPE OF ACTIVITY	TOTAL	KNIFE OTHER		HANDS	TWO	ONE MAN	DETECT OR		OTHER		POLICE		
	ASSLTS	OTHER	DANGER	FIST	MAN	VEHICLE	SPECIAL	ASSIGN	ALONE	ASSIST	ASSAULTS		
	WEAPON	FIREARM	INSTR	WEAPON	FEET	VEH	ALONE	ASSIST	ALONE	ASSIST	CLEARED		
	(A)	(B)	(C)	(D)	(E)	(F)	(G)	(H)	(I)	(J)	(K)	(L)	(M)
RESPOND TO DISTURB CALL	30	7	1	2	20		6	24					29
BURGLARIES IN PROGRESS													
ROBBERIES IN PROGRESS													
ATTEMPTING OTHER ARREST	9	1			8		2	7					9
CIVIL DISORDER													
HANDLING/TRANS PRISONER	11				11		3	8					11
INVEST SUSP. PERSON/CIR	8				8	1	1	6					8
AMBUSH - NO WARNING													
MENTALLY DERANGED	3			2	1		2	1					1
TRAFFIC PURSUITS/STOPS	8	1		2	5		3	5					7
OTHER	17			4	13	1	3	12		1			16
TOTAL	86	9	1	10	66	2	20	63		1			81
NUMBER W/ PERSONAL INJU	19			1	18								
NUMBER W/O PERSONAL INJ	67	9	1	9	48								
TIME OF ASSAULTS													
	12 AM	2 AM	4 AM	6 AM	8 AM	10 AM	NOON	2 PM	4 PM	6 PM	8 PM	10 PM	UNKNOWN
	5	17	7	1	2	6	1	3	8	12	9	15	

OFFICERS KILLED BY FELONIOUS ACTS:  
 OFFICERS KILLED BY ACCIDENT OR NEGLIGENCE:

TOTAL OFFICERS KILLED:



## RETURN OF ARSON OFFENSES KNOWN TO LAW ENFORCEMENT

(1) PROPERTY CLASSIFICATION	(2) OFFENSES REPORTED OR KNOWN	(3) UNFOUNDED, FALSE OR BASELESS	(4) NUMBER OF ACTUAL OFFENSES	(5) CLEARED BY ARREST OR EXCEPTION	(6) CLEARANCES INVOLVING ONLY PERSONS < 18	(7) NORMALLY UNUSED STRUCTURES	(8) ESTIMATED VALUE OF DAMAGE
-----							
STRUCTURAL							
SINGLE OCCUP RESIDENT	10		10	3	1	2	129,852.00
OTHER RESIDENTIAL	14		14	3		1	207,816.00
STORAGE	3		3			1	\$5,002.00
INDUSTRIAL/MANUFACTUR							
OTHER COMMERCIAL	10		10	2		3	\$28,973.00
COMMUNITY/PUBLIC	3		3	1	1	2	\$2,751.00
ALL OTHER STRUCTURES	3		3			1	\$52.00
TOTAL:	43		43	9	2	10	374,446.00
-----							
MOBILE							
MOTOR VEHICLES	30		30			14	135,916.00
OTHER MOBILE PROPERTY	1		1				\$2,000.00
TOTAL:	31		31			14	137,916.00
-----							
OTHER							
OTHER	31		31	1	1	13	\$8,508.00
TOTAL:	31		31	1	1	13	\$8,508.00
-----							
GRAND TOTAL	105		105	10	3	37	520,870.00



AGENCY: Bethel PD

MONTHS OF 1/92 to 12/92

OFFENSES KNOWN TO POLICE

CLASSIFICATION OF OFFENSES	OFFENSES REPORTED OR KNOWN	UNFOUNDED FALSE OR BASELESS	NUMBER OF ACTUAL OFFENSES	** OFFENSES CLEARED **	
				TOTAL	BY ARREST OR EXCEPTION JUVENILES ONLY
CRIMINAL HOMICIDE MURDER & NONNEG MANSL MANSL BY NEGLIGENCE					
-----					
TOTAL					
-----					
FORCIBLE RAPE RAPE BY FORCE ATTMPTD FORCABLE RAPE					
-----					
TOTAL					
-----					
ROBBERY FIREARM KNIFE/CUTTING INSTRMT OTHR DANGEROUS WEAPON STRONG-ARM (HANDS, FISTS)					
	2		2	2	
-----					
TOTAL					
-----					
ASSAULT FIREARM KNIFE OR CUTTING INSTR. OTHER DANGEROUS WEAPON HANDS, FIST, FEET, AGGRAVTD OTHER ASSAULTS - SIMPLE					
	4		4	4	
	11		11	11	
	10		10	10	
	78		78	77	
	221		221	221	1
-----					
TOTAL					
-----					
BURGLARY FORCIBLE ENTRY UNLAWFUL ENTRY - NO FORCE ATTEMPTED FORCIBLE ENTRY					
	2		2	2	
	2		2	2	
-----					
TOTAL					
-----					
LARCENY THEFT(EX MOTOR VEHICLES)					
	28		28	28	
-----					
TOTAL					
-----					
MOTOR VEHICLE THEFT AUTOS TRUCKS AND BUSES OTHER VEHICLES					
-----					
TOTAL					
-----					
GRAND TOTAL	358		358	357	1

PROPERTY STOLEN BY CLASSIFICATION

CLASSIFICATION OF OFFENSES	NUMBER OF ACTUAL OFFENSES	VALUE OF PROPERTY STOLEN
MURDER/MANSLAUGHTER		
MURDER/NONNEG MANSLAUGHTER		
TOTAL		
RAPE		
FORCIBLE RAPE		
TOTAL		
ROBBERY		
HIGHWAY (STRT, ALLEYS, ETC)		
COMMERCIAL HOUSE	1	
GAS OR SERVICE STATION		
CHAIN STORE		
RESIDENCE	1	
BANK		
MISCELLANEOUS		
TOTAL	2	
BURGLARY		
RESIDENCE (DWELLING)		
NIGHT (6PM - 6AM)	2	
DAY (6AM - 6PM)	1	
UNKNOWN		
NON-RESIDENCE (STORE ETC)		
NIGHT (6PM - 6AM)		
DAY (6AM - 6PM)	1	
UNKNOWN		
TOTAL	4	
LARCENIES BY VALUE (EX MV)		
\$200 AND OVER		
\$50 TO \$200		
UNDER \$50	28	
LARCENIES BY TYPE		
POCKET - PICKING		
PURSE - SNATCHING		
SHOPLIFTING		
FROM MOTOR VEHICLES		
MOTOR VEH. PARTS & ACC.		
BICYCLES		
FROM BUILDINGS (EX C & H)		
FROM ANY COIN-OP MACHINES		
ALL OTHER		28
TOTAL	28	28
MOTOR VEHICLE THEFTS		
MOTOR VEHICLE THEFTS		
MOTOR VEHICLES RECOVERED		
STOLEN & REC'D LOCALLY		
STOLEN LOC & REC'D OTHER		
STOLEN OTHER & RECD LOCAL		
TOTAL		
GRAND TOTAL	34	







AGE, SEX AND RACE OF PERSONS ARRESTED

UNDER 18 YEARS OF AGE

OFFENSE	CLASS	SEX	***** AGE *****					***** RACE *****				
			12/ UNDER	13 14	15	16	17	TOTAL UNDER 18	WHITE	BLACK	IND	ASIAN
MURDER	01A	M F										
MANSLAUGHTER	01B	M F										
RAPE	02	M F										
ROBBERY	03	M F										
AGG. ASSAULT	04	M F										
BURGLARY	05	M F										
LARCENY	06	M F										
MV. THEFT	07	M F										
OTH. ASSLTs.	08	M F						1	1		1	
ARSON	09	M F										
FORGERY	10	M F										
FRAUD	11	M F										
EMBEZZLEMENT	12	M F										
STOLEN PROPERTY	13	M F										
VANDALISM	14	M F										
WEAPONS	15	M F										
PROSTITUTION	16	M F										
SEX OFFENSES	17	M F										
SALE/MANUFACTURE OF DRUGS												
NARCOTICS	18A	M F										
MARIJUANA	18B	M F										
SYNTHETIC NARCOTICS	18C	M F										



AGE, SEX AND RACE OF PERSONS ARRESTED

UNDER 18 YEARS OF AGE

OFFENSE	CLASS	SEX	***** AGE *****					***** RACE *****				
			12/ UNDER	13 14	15	16	17	TOTAL UNDER 18	WHITE	BLACK	IND	ASIAN
OTHER NON-NARCOTIC	18D	M F										
-----												
POSSESSION OF DRUGS												
-----												
NARCOTICS	18E	M F										
MARIJUANA	18F	M F					1	1				1
-----												
SYNTHETIC NARCOTICS	18G	M F										
-----												
OTHER NON-NARCOTIC	18H	M F										
-----												
GAMBLING												
-----												
BOOKMAKING	19A	M F										
-----												
NUMBERS	19B	M F										
-----												
OTHER GAMBLING	19C	M F										
-----												
FAMILY/CHILD	20	M F										
-----												
DRIV. INFLC.	21	M F		1		1	5	7				
-----												
LIQUOR	22	M F					1	1		1		8
-----												
DISORDERLY	24	M F										
-----												
ALL OTHER	26	M F		1		1		1				2
-----												
CURFEW	28	M F										
-----												
RUN-AWAYS	29	M F										
-----												
		M		2		1	8	11				
		F				2	1	3	1			13
-----												
GRAND TOTAL				2		3	9	14	1			13

AGENCY: Bethel PD

YEAR ENDING 1992

LAW ENFORCEMENT OFFICERS KILLED OR ASSAULTED

TYPE OF ACTIVITY	TOTAL	KNIFE	OTHER	HANDS	TWO	ONE	DETECT	OR	POLICE				
	ASSLTS	OTHER	DANGER	FIST	MAN	VEHICLE	SPECIAL	ASSIGN	OTHER	ASSAULTS			
	WEAPON	FIREARM	INSTR	WEAPON	FEET	VEH	ALONE	ASSIST	ALONE	ASSIST	CLEARED		
	(A)	(B)	(C)	(D)	(E)	(F)	(G)	(H)	(I)	(J)	(K)	(L)	(M)
RESPOND TO DISTURB CALL	10				10	4	6						10
BURGLARIES IN PROGRESS													
ROBBERIES IN PROGRESS													
ATTEMPTING OTHER ARREST	9				9	3	4	2					9
CIVIL DISORDER													
HANDLING/TRANS PRISONER													
INVEST SUSP. PERSON/CIR	7			1	6	1	1	5					7
AMBUSH - NO WARNING													
MENTALLY DERANGED													
TRAFFIC PURSUITS/STOPS	2				2		1	1					2
OTHER	3				3	1	1					1	3
TOTAL	31			1	30	9	13	8				1	31
NUMBER W/ PERSONAL INJU	1				1								
NUMBER W/O PERSONAL INJ	30			1	29								
TIME OF ASSAULTS	12 AM	2 AM	4 AM	6 AM	8 AM	10 AM	NOON	2 PM	4 PM	6 PM	8 PM	10 PM	UNKNOWN
	7	4	1	3		1		1	4	1	6	3	

OFFICERS KILLED BY FELONIOUS ACTS:

OFFICERS KILLED BY ACCIDENT OR NEGLIGENCE:

TOTAL OFFICERS KILLED:

AGENCY: Bristol Bay PD

MONTHS OF 1/92 to 12/92

OFFENSES KNOWN TO POLICE

CLASSIFICATION OF OFFENSES	OFFENSES REPORTED OR KNOWN	UNFOUNDED FALSE OR BASELESS	NUMBER OF ACTUAL OFFENSES	** OFFENSES CLEARED ** BY ARREST OR EXCEPTION JUVENILES ONLY	
				TOTAL	ONLY
CRIMINAL HOMICIDE					
MURDER & NONNEG MANSL	1		1	1	
MANSL BY NEGLIGENCE					
TOTAL	1		1	1	
-----					
FORCIBLE RAPE					
RAPE BY FORCE					
ATTMPTD FORCABLE RAPE					
TOTAL					
-----					
ROBBERY					
FIREARM					
KNIFE/CUTTING INSTRMT					
OTHR DANGEROUS WEAPON					
STRONG-ARM (HANDS, FISTS)	2		2		
TOTAL	2		2		
-----					
ASSAULT					
FIREARM	3		3	3	
KNIFE OR CUTTING INSTR.	2		2	2	
OTHER DANGEROUS WEAPON	2	1	1	1	
HANDS, FIST, FEET, AGGRAVTD	15	2	13	12	
OTHER ASSAULTS - SIMPLE	3		3	3	1
TOTAL	25	3	22	21	1
-----					
BURGLARY					
FORCIBLE ENTRY	13		13	4	
UNLAWFUL ENTRY - NO FORCE	9	3	6	3	
ATTEMPTED FORCIBLE ENTRY					
TOTAL	22	3	19	7	
-----					
LARCENY					
THEFT(EX MOTOR VEHICLES)	20	3	17	11	1
TOTAL	20	3	17	11	1
-----					
MOTOR VEHICLE THEFT					
AUTOS	4	2	2	1	
TRUCKS AND BUSES	1		1	1	
OTHER VEHICLES	8		8	6	
TOTAL	13	2	11	8	
-----					
GRAND TOTAL	83	11	72	48	2

PROPERTY STOLEN BY CLASSIFICATION

CLASSIFICATION OF OFFENSES	NUMBER OF ACTUAL OFFENSES		VALUE OF PROPERTY STOLEN	
MURDER/MANSLAUGHTER				
MURDER/NONNEG MANSLAUGHTER	1			
	TOTAL	1		
-----				
RAPE				
FORCIBLE RAPE				
	TOTAL			
-----				
ROBBERY				
HIGHWAY (STRT, ALLEYS, ETC)				
COMMERCIAL HOUSE	2		\$7,250.00	
GAS OR SERVICE STATION				
CHAIN STORE				
RESIDENCE				
BANK				
MISCELLANEOUS				
	TOTAL	2	\$7,250.00	
-----				
BURGLARY				
RESIDENCE (DWELLING)				
NIGHT (6PM - 6AM)				
DAY (6AM - 6PM)				
UNKNOWN	6		\$2,430.00	
NON-RESIDENCE (STORE ETC)				
NIGHT (6PM - 6AM)	1		\$1,907.00	
DAY (6AM - 6PM)	12		\$22,199.00	
UNKNOWN				
	TOTAL	19	\$26,536.00	
-----				
LARCENIES BY VALUE (EX MV)				
\$200 AND OVER	10		\$9,915.00	
\$50 TO \$200	3		\$270.00	
UNDER \$50	4			
-----				
LARCENIES BY TYPE				
POCKET - PICKING				
PURSE - SNATCHING				
SHOPLIFTING				
FROM MOTOR VEHICLES	3		\$1,040.00	
MOTOR VEH. PARTS & ACC.				
BICYCLES				
FROM BUILDINGS (EX C & H)				
FROM ANY COIN-OP MACHINES				
ALL OTHER	14		\$9,145.00	
	TOTAL	17	\$10,185.00	\$10,185.00
-----				
MOTOR VEHICLE THEFTS				
MOTOR VEHICLE THEFTS	11		\$12,000.00	
-----				
MOTOR VEHICLES RECOVERED				
STOLEN & REC'D LOCALLY	4			
STOLEN LOC & REC'D OTHER				
STOLEN OTHER & RECD LOCAL				
	TOTAL	11	\$12,000.00	
-----				
GRAND TOTAL	50		\$55,971.00	

AGENCY: Bristol Bay PD

Months of 1/92 to 12/92

PROPERTY STOLEN/RECOVERED BY TYPE

TYPE OF PROPERTY	VALUE OF PROPERTY STOLEN	VALUE OF PROPERTY RECOVERED
CURRENCY, NOTES, ETC.	\$15,560.00	\$8,997.00
JEWELRY & PRECIOUS METALS		
CLOTHING AND FURS	\$200.00	
LOCALLY STOLEN MOTOR VEH.	\$27,000.00	\$26,600.00
OFFICE EQUIPMENT		
TV, RADIOS, CAMERAS, ETC.	\$1,954.00	\$215.00
FIREARMS	\$2,530.00	\$1,710.00
HOUSEHOLD GOODS		
CONSUMABLE GOODS	\$2,250.00	
LIVESTOCK		
MISCELLANEOUS	\$6,477.00	\$582.00
GRAND TOTAL	\$55,971.00	\$38,104.00

AGE, SEX AND RACE OF PERSON ARRESTED

18 YEARS OF AGE AND OVER

OFFENSE	CLASS	SEX	A G E																	R A C E						
			18	19	20	21	22	23	24	25	29	34	39	44	49	54	59	64	65	OV	TOTAL	WHIT	BLK	IND	ASN	
MURDER	01A	W																			1					1
MANSLAUGHTER	01B	W																								1
RAPU	02	W																								1
ROBBERY	03	W																								1
AGG ASSAULT	04	W						1				1	1	2	2							7		3		4
BURGLARY	05	W			1						1	1										3		1		2
LARCENY	06	W									1											1				1
WV THEFT	07	W	1																			1				1
OTH ASSULTS	08	W										1										1		1		
ARSON	09	W																								
FORGERY	10	W																								
FRAUD	11	W																								
EMBEZZLEMENT	12	W																								
STOLEN PROPERTY	13	W						1														1		1		
VANDALISM	14	W									1											1		1		
WEAPONS	15	W							1		1											2				2
PROSTITUTION	16	W																								
SEX OFFENSES	17	W																								
SALE/MANUFACTURE OF DRUGS																										
NARCOTICS	18A	W																								1
MARIJUANA	18B	W																								1

AGE, SEX AND RACE OF PERSON ARRESTED

18 YEARS OF AGE AND OVER

OFFENSE	CLASS	SEX	A G I													OV	TOTAL	R A C E																				
			18	19	20	21	22	23	24	25	29	30	34	35	39			40	44	45	49	50	54	55	59	60	64	65	WHI	BLK	IND	ASN						
SYNTHETIC NARCOTICS	18C	W																																				
OTHER NON-NARCOTIC	18D	W																																				
POSSESSION OF DRUGS																																						
NARCOTICS	18E	W																																				
MARIJUANA	18F	W		1		1				1					1																4		2		2			
SYNTHETIC NARCOTICS	18G	W																																				
OTHER NON-NARCOTIC	18H	W																																				
GAMBLING																																						
BOOKMAKING	19A	W																																				
NUMBERS	19B	W																																				
OTHER GAMBLING	19C	W																																				
FAMILY/CHILD	20	W																																				
DRIV INEUC	21	W	1	1	1	1	1	1	1	6	2	1	2																	16	1	12		4	1			
LIQUOR	22	W	4	6																										10	3	8		5				
DISORDERLY	24	W				1				1			1																3		2		1					
ALL OTHER	26	W	1	1					1	2	6	3	1																15	1	9		7					
			7	9	1	2	4	2	4	18	8	4	5	2															66	5	42		28	1				
					5																																	
GRAND TOTAL			7	9	6	2	4	2	4	18	8	4	5	2															71	42		28	1					

AGE, SEX AND RACE OF PERSONS ARRESTED

UNDER 18 YEARS OF AGE

OFFENSE	CLASS	SEX	***** AGE *****					***** RACE *****				
			12/ UNDER	13 14	15	16	17	TOTAL UNDER 18	WHITE	BLACK	IND	ASIAN
MURDER	01A	M F										
MANSLAUGHTER	01B	M F										
RAPE	02	M F										
ROBBERY	03	M F										
AGG. ASSAULT	04	M F										
BURGLARY	05	M F										
LARCENY	06	M F				2	2	4	3		1	
MV. THEFT	07	M F										
OTH. ASSLTs.	08	M F				1		1			1	
ARSON	09	M F										
FORGERY	10	M F										
FRAUD	11	M F										
EMBEZZLEMENT	12	M F										
STOLEN PROPERTY	13	M F										
VANDALISM	14	M F		3		2	2	7	3		4	
WEAPONS	15	M F										
PROSTITUTION	16	M F										
SEX OFFENSES	17	M F										
SALE/MANUFACTURE OF DRUGS												
NARCOTICS	18A	M F										
MARIJUANA	18B	M F										
SYNTHETIC NARCOTICS	18C	M F										



AGE, SEX AND RACE OF PERSONS ARRESTED

UNDER 18 YEARS OF AGE

OFFENSE	CLASS	SEX	***** AGE *****					***** RACE *****				
			12/ UNDER	13 14	15	16	17	TOTAL UNDER 18	WHITE	BLACK	IND	ASIAN
OTHER NON-NARCOTIC	18D	M F										
-----												
POSSESSION OF DRUGS												
-----												
NARCOTICS	18E	M F										
MARIJUANA	18F	M F				1		1	1	2		
-----												
SYNTHETIC NARCOTICS	18G	M F										
-----												
OTHER NON-NARCOTIC	18H	M F										
-----												
GAMBLING												
-----												
BOOKMAKING	19A	M F										
-----												
NUMBERS	19B	M F										
-----												
OTHER GAMBLING	19C	M F										
-----												
FAMILY/CHILD	20	M F										
-----												
DRIV. INFLC.	21	M F										
-----												
LIQUOR	22	M F					1	1	2	1	1	
-----												
DISORDERLY	24	M F										
-----												
ALL OTHER	26	M F										
-----												
CURFEW	28	M F										
-----												
RUN-AWAYS	29	M F										
-----												
		M		3		7	5	15				
		F	1					1	9		7	
-----												
GRAND TOTAL			1	3		7	5	16	9		7	

RETURN OF ARSON OFFENSES KNOWN TO LAW ENFORCEMENT

(1) PROPERTY CLASSIFICATION	(2) OFFENSES REPORTED OR KNOWN	(3) UNFOUNDED, FALSE OR BASELESS	(4) NUMBER OF ACTUAL OFFENSES	(5) CLEARED BY ARREST OR EXCEPTION	(6) CLEARANCES INVOLVING ONLY PERSONS < 18	(7) NORMALLY UNUSED STRUCTURES	(8) ESTIMATED VALUE OF DAMAGE
<b>STRUCTURAL</b>							
SINGLE OCCUP RESIDENT							
OTHER RESIDENTIAL							
STORAGE							
INDUSTRIAL/MANUFACTUR							
OTHER COMMERCIAL							
COMMUNITY/PUBLIC	1		1	1		1	
ALL OTHER STRUCTURES							
TOTAL:	1		1	1		1	
<b>MOBILE</b>							
MOTOR VEHICLES							
OTHER MOBILE PROPERTY							
TOTAL:							
<b>OTHER</b>							
OTHER							
TOTAL:							
GRAND TOTAL	1		1	1		1	

AGENCY: Cordova PD

MONTHS OF 1/92 to 12/92

OFFENSES KNOWN TO POLICE

CLASSIFICATION OF OFFENSES	OFFENSES REPORTED OR KNOWN	UNFOUNDED FALSE OR BASELESS	NUMBER OF ACTUAL OFFENSES	** OFFENSES CLEARED **	
				TOTAL	BY ARREST OR EXCEPTION JUVENILES ONLY
CRIMINAL HOMICIDE MURDER & NONNEG MANSL MANSL BY NEGLIGENCE					
TOTAL					
FORCIBLE RAPE RAPE BY FORCE ATTMPTD FORCABLE RAPE					
TOTAL					
ROBBERY FIREARM KNIFE/CUTTING INSTRMT OTHR DANGEROUS WEAPON STRONG-ARM (HANDS, FISTS)					
TOTAL					
ASSAULT FIREARM KNIFE OR CUTTING INSTR.	2		2	2	
OTHER DANGEROUS WEAPON	2		2	1	
HANDS, FIST, FEET, AGGRAVTD	7	1	6	7	
OTHER ASSAULTS - SIMPLE	42		42	38	
TOTAL	53	1	52	48	
BURGLARY FORCIBLE ENTRY	6		6	6	
UNLAWFUL ENTRY - NO FORCE ATTEMPTED FORCIBLE ENTRY	4	1	3	3	
TOTAL	10	1	9	9	
LARCENY THEFT(EX MOTOR VEHICLES)	55	1	54	50	2
TOTAL	55	1	54	50	2
MOTOR VEHICLE THEFT AUTOS	3		3	2	
TRUCKS AND BUSES OTHER VEHICLES	3		3	1	
TOTAL	6		6	3	
GRAND TOTAL	124	3	121	110	2

PROPERTY STOLEN BY CLASSIFICATION

CLASSIFICATION OF OFFENSES	NUMBER OF ACTUAL OFFENSES	VALUE OF PROPERTY STOLEN
MURDER/MANSLAUGHTER MURDER/NONNEG MANSLAUGHTER		
TOTAL		
RAPE FORCIBLE RAPE		
TOTAL		
ROBBERY HIGHWAY (STRT,ALLEYS,ETC) COMMERCIAL HOUSE GAS OR SERVICE STATION CHAIN STORE RESIDENCE BANK MISCELLANEOUS		
TOTAL		
BURGLARY RESIDENCE (DWELLING) NIGHT (6PM - 6AM) DAY (6AM - 6PM) UNKNOWN NON-RESIDENCE (STORE ETC) NIGHT (6PM - 6AM) DAY (6AM - 6PM) UNKNOWN	2 1 3 3	\$1,240.00 \$500.00
TOTAL 9 \$1,740.00		
LARCENIES BY VALUE (EX MV) \$200 AND OVER \$50 TO \$200 UNDER \$50	28 11 15	\$26,680.00 \$1,163.00 \$41.00
LARCENIES BY TYPE POCKET - PICKING PURSE - SNATCHING SHOPLIFTING FROM MOTOR VEHICLES MOTOR VEH. PARTS & ACC. BICYCLES FROM BUILDINGS (EX C & H) FROM ANY COIN-OP MACHINES ALL OTHER	14 2 10 9 18	\$4,863.00 \$625.00 \$3,700.00 \$2,367.00 \$15,802.00
TOTAL 54 54 \$27,884.00 \$27,884.00		
MOTOR VEHICLE THEFTS MOTOR VEHICLE THEFTS	6	\$32,600.00
MOTOR VEHICLES RECOVERED STOLEN & REC'D LOCALLY STOLEN LOC & REC'D OTHER STOLEN OTHER & RECD LOCAL	1	
TOTAL 6 1 \$32,600.00		
GRAND TOTAL 69 \$62,224.00		

AGENCY: Cordova PD

Months of 1/92 to 12/92

PROPERTY STOLEN/RECOVERED BY TYPE

TYPE OF PROPERTY	VALUE OF PROPERTY STOLEN	VALUE OF PROPERTY RECOVERED
CURRENCY, NOTES, ETC.	\$5,000.00	\$1,000.00
JEWELRY & PRECIOUS METALS	\$1,240.00	
CLOTHING AND FURS	\$527.00	\$527.00
LOCALLY STOLEN MOTOR VEH.	\$32,300.00	\$1,500.00
OFFICE EQUIPMENT		
TV, RADIOS, CAMERAS, ETC.	\$1,975.00	
FIREARMS		
HOUSEHOLD GOODS		
CONSUMABLE GOODS		
LIVESTOCK		
MISCELLANEOUS	\$21,182.00	\$1,355.00
GRAND TOTAL	\$62,224.00	\$4,382.00





AGE, SEX AND RACE OF PERSONS ARRESTED

UNDER 18 YEARS OF AGE

OFFENSE	CLASS	SEX	***** AGE *****					***** RACE *****				
			12/ UNDER	13 14	15	16	17	TOTAL UNDER 18	WHITE	BLACK	IND	ASIAN
MURDER	01A	M F										
MANSLAUGHTER	01B	M F										
RAPE	02	M F										
ROBBERY	03	M F										
AGG. ASSAULT	04	M F										
BURGLARY	05	M F										
LARCENY	06	M F		1	1	1		3			3	
MV. THEFT	07	M F										
OTH. ASSLT.	08	M F										
ARSON	09	M F										
FORGERY	10	M F										
FRAUD	11	M F										
EMBEZZLEMENT	12	M F										
STOLEN PROPERTY	13	M F										
VANDALISM	14	M F										
WEAPONS	15	M F										
PROSTITUTION	16	M F										
SEX OFFENSES	17	M F										
SALE/MANUFACTURE OF DRUGS												
NARCOTICS	18A	M F										
MARIJUANA	18B	M F										
SYNTHETIC NARCOTICS	18C	M F										



AGE, SEX AND RACE OF PERSONS ARRESTED

UNDER 18 YEARS OF AGE

OFFENSE	CLASS	SEX	***** AGE *****					***** RACE *****				
			12/ UNDER	13 14	15	16	17	TOTAL UNDER 18	WHITE	BLACK	IND	ASIAN
OTHER NON-NARCOTIC	18D	M F										
-----												
POSSESSION OF DRUGS												
-----												
NARCOTICS	18E	M F										
MARIJUANA	18F	M F										
SYNTHETIC NARCOTICS	18G	M F										
OTHER NON-NARCOTIC	18H	M F										
-----												
GAMBLING												
-----												
BOOKMAKING	19A	M F										
NUMBERS	19B	M F										
OTHER GAMBLING	19C	M F										
-----												
FAMILY/CHILD	20	M F										
-----												
DRIV. INFLC.	21	M F										
-----												
LIQUOR	22	M F						1	1	1	2	
-----												
DISORDERLY	24	M F										
-----												
ALL OTHER	26	M F		1	1	3	1		5	1	6	
-----												
CURFEW	28	M F										
-----												
RUN-AWAYS	29	M F										
-----												
		M			2	4	2	1	9			
		F	1	1					2		11	
-----												
GRAND TOTAL			1	3	4	2	1		11		11	



AGENCY: Craig PD

MONTHS OF 1/92 to 12/92

OFFENSES KNOWN TO POLICE

CLASSIFICATION OF OFFENSES	OFFENSES REPORTED OR KNOWN	UNFOUNDED FALSE OR BASELESS	NUMBER OF ACTUAL OFFENSES	** OFFENSES CLEARED **	
				TOTAL	BY ARREST OR EXCEPTION JUVENILES ONLY
-----					
CRIMINAL HOMICIDE					
MURDER & NONNEG MANSL					
MANSL BY NEGLIGENCE					
TOTAL					
-----					
FORCIBLE RAPE					
RAPE BY FORCE					
ATTMPTD FORCABLE RAPE					
TOTAL					
-----					
ROBBERY					
FIREARM					
KNIFE/CUTTING INSTRMT					
OTHR DANGEROUS WEAPON					
STRONG-ARM (HANDS, FISTS)					
TOTAL					
-----					
ASSAULT					
FIREARM					
KNIFE OR CUTTING INSTR.	1		1	1	
OTHER DANGEROUS WEAPON					
HANDS, FIST, FEET, AGGRAVTD					
OTHER ASSAULTS - SIMPLE	97		97	96	
TOTAL	98		98	97	
-----					
BURGLARY					
FORCIBLE ENTRY	11		11	11	
UNLAWFUL ENTRY - NO FORCE	6		6	6	
ATTEMPTED FORCIBLE ENTRY					
TOTAL	17		17	17	
-----					
LARCENY					
THEFT(EX MOTOR VEHICLES)	47		47	44	3
TOTAL	47		47	44	3
-----					
MOTOR VEHICLE THEFT					
AUTOS	3		3	3	
TRUCKS AND BUSES					
OTHER VEHICLES					
TOTAL	3		3	3	
-----					
GRAND TOTAL	165		165	161	3

PROPERTY STOLEN BY CLASSIFICATION

CLASSIFICATION OF OFFENSES	NUMBER OF ACTUAL OFFENSES		VALUE OF PROPERTY STOLEN	
MURDER/MANSLAUGHTER MURDER/NONNEG MANSLAUGHTER				
-----				
TOTAL				
-----				
RAPE FORCIBLE RAPE				
-----				
TOTAL				
-----				
ROBBERY HIGHWAY (STRT,ALLEYS,ETC) COMMERCIAL HOUSE GAS OR SERVICE STATION CHAIN STORE RESIDENCE BANK MISCELLANEOUS				
-----				
TOTAL				
-----				
BURGLARY RESIDENCE (DWELLING) NIGHT (6PM - 6AM) DAY (6AM - 6PM) UNKNOWN NON-RESIDENCE (STORE ETC) NIGHT (6PM - 6AM) DAY (6AM - 6PM) UNKNOWN				
	3		\$369.00	
	4		\$930.00	
	3		\$635.00	
	5			
	2			
-----				
TOTAL	17		\$1,934.00	
-----				
LARCENIES BY VALUE (EX MV) \$200 AND OVER \$50 TO \$200 UNDER \$50				
	21		\$36,627.00	
	11		\$1,363.00	
	15		\$92.00	
-----				
LARCENIES BY TYPE POCKET - PICKING PURSE - SNATCHING SHOPLIFTING FROM MOTOR VEHICLES MOTOR VEH. PARTS & ACC. BICYCLES FROM BUILDINGS (EX C & H) FROM ANY COIN-OP MACHINES ALL OTHER				
		5		\$30.00
		42		\$38,052.00
-----				
TOTAL	47	47	\$38,082.00	\$38,082.00
-----				
MOTOR VEHICLE THEFTS MOTOR VEHICLE THEFTS				
	3		\$17,500.00	
-----				
MOTOR VEHICLES RECOVERED STOLEN & REC'D LOCALLY STOLEN LOC & REC'D OTHER STOLEN OTHER & RECD LOCAL				
		1		
		2		
-----				
TOTAL	3	3	\$17,500.00	
-----				
GRAND TOTAL	67		\$57,516.00	

AGENCY: Craig PD

Months of 1/92 to 12/92

PROPERTY STOLEN/RECOVERED BY TYPE

TYPE OF PROPERTY	VALUE OF PROPERTY STOLEN	VALUE OF PROPERTY RECOVERED
CURRENCY, NOTES, ETC.	\$7,838.00	
JEWELRY & PRECIOUS METALS	\$9,049.00	\$5,000.00
CLOTHING AND FURS	\$3,976.00	
LOCALLY STOLEN MOTOR VEH.	\$16,500.00	\$12,500.00
OFFICE EQUIPMENT		
TV, RADIOS, CAMERAS, ETC.	\$12,201.00	\$7,500.00
FIREARMS	\$1,405.00	\$600.00
HOUSEHOLD GOODS	\$250.00	
CONSUMABLE GOODS	\$30.00	
LIVESTOCK		
MISCELLANEOUS	\$6,267.00	\$3,150.00
-----		
GRAND TOTAL	\$57,516.00	\$28,750.00

AGE, SEX AND RACE OF PERSON ARRESTED

18 YEARS OF AGE AND OVER

OFFENSE	CLASS	SEX	A G E																	R A C E				
			18	19	20	21	22	23	24	25	29	34	39	44	49	54	59	64	65	TOTAL	WHT	BLK	IND	ASN
			25	30	35	40	45	50	55	60	65	TOTAL	WHT	BLK	IND	ASN								
MURDER	01A	W																						
MANSLAUGHTER	01B	W																						
RAPE	02	F																						
ROBBERY	03	W																						
AGG ASSAULT	04	W																						
BURGLARY	05	W	1											1							2			
LARCENY	06	W	1											1				1			3		2	1
MY THEFT	07	W																						
OTH ASSULT	08	W			1	3	2	2	1	14	16	6	5	3	2						55			
		F						1		6	5			1							13	46	21	1
ARSON	09	W																						
FORGERY	10	W						1													1			1
FRAUD	11	W								1		1		1							1			
		F																			2	2		1
EMBEZZLEMENT	12	W																						
STOLEN PROPERTY	13	W																						
VANDALISM	14	W								3	1	1		1							6			
		F					1					1									2	3		5
WEAPONS	15	W				1				1	6	6	1								15			
		F										2									2	12		5
PROSTITUTION	16	W																						
		F																						
SEX OFFENSES	17	W									1										1			
		F																						1
SALE/MANUFACTURE OF DRUGS																								
NARCOTICS	18A	W												1							1			
		F																						1
MARIJUANA	18B	W												1							1			
		F																						1

AGE, SEX AND RACE OF PERSON ARRESTED

18 YEARS OF AGE AND OVER

OFFENSE	CLASS	SEX	A G E													OV	TOTAL	R A C E																									
			18	19	20	21	22	23	24	25	29	30	34	35	39			40	44	45	49	50	54	55	59	60	64	65	WHI	BLK	IND	ASN											
SYNTHETIC NARCOTICS			18C																																								
OTHER NON-NARCOTIC			18D																																								
-----																																											
POSSESSION OF DRUGS																																											
-----																																											
NARCOTICS			18L																																								
MARIJUANA			18F			1									3	3	5	1																			14						
																1																				1	12		3				
SYNTHETIC NARCOTICS			18G																																								
OTHER NON-NARCOTIC			18H																																								
-----																																											
GAMBLING																																											
-----																																											
BOOKMAKING			19A																																								
NUMBERS			19B																																								
OTHER GAMBLING			19C																																								
-----																																											
FAMILY/CHILD			20																																								
DRIV. INFLC			21					2	1						8	8	13	8	3	1			1																45				
									1						4	4	2	1	2																			14	42		17		
LIQUOR			22		2	2	10							1																									15				
				1	2	4	1																																8	10		13	
DISORDERLY			24				1	2	2	1	4	11	12	5							2																			40			
											1	4	4																										9	29		19	
ALL OTHER			26				1	6	3	3				3	22	35	21	10	16	5			2																	127			
										3				1	5	6	3	5																					23	102		48	
				5	2	19	11	8	4	9	62	82	60	26	25	10	1	4																						328			
				1	2	4	1	5	1	2	20	20	9	6	3																									74	264		136
GRAND TOTAL				6	4	23	12	13	5	11	82	102	69	32	28	10	1	4																					402	264		136	

AGE, SEX AND RACE OF PERSONS ARRESTED

UNDER 18 YEARS OF AGE

OFFENSE	CLASS	SEX	***** AGE *****					***** RACE *****				
			12/ UNDER	13 14	15	16	17	TOTAL UNDER 18	WHITE	BLACK	IND	ASIAN
MURDER	01A	M F										
MANSLAUGHTER	01B	M F										
RAPE	02	M F										
ROBBERY	03	M F										
AGG. ASSAULT	04	M F										
BURGLARY	05	M F										
LARCENY	06	M F		1	1	1		2	1	3		
MV. THEFT	07	M F										
OTH. ASSLT.	08	M F										
ARSON	09	M F										
FORGERY	10	M F										
FRAUD	11	M F										
EMBEZZLEMENT	12	M F										
STOLEN PROPERTY	13	M F										
VANDALISM	14	M F										
WEAPONS	15	M F										
PROSTITUTION	16	M F										
SEX OFFENSES	17	M F										
SALE/MANUFACTURE OF DRUGS												
NARCOTICS	18A	M F										
MARIJUANA	18B	M F										
SYNTHETIC NARCOTICS	18C	M F										



AGE, SEX AND RACE OF PERSONS ARRESTED

UNDER 18 YEARS OF AGE

OFFENSE	CLASS	SEX	***** AGE *****					***** RACE *****				
			12/ UNDER	13 14	15	16	17	TOTAL UNDER 18	WHITE	BLACK	IND	ASIAN
OTHER NON-NARCOTIC	18D	M F										
-----												
POSSESSION OF DRUGS												
-----												
NARCOTICS	18E	M F										
MARIJUANA	18F	M F					1	1		1		
SYNTHETIC NARCOTICS	18G	M F										
OTHER NON-NARCOTIC	18H	M F										
-----												
GAMBLING												
-----												
BOOKMAKING	19A	M F										
NUMBERS	19B	M F										
OTHER GAMBLING	19C	M F										
-----												
FAMILY/CHILD	20	M F										
-----												
DRIV. INFLC.	21	M F										
-----												
LIQUOR	22	M F		1 1	4 1	3	3 3	11 5		7		9
DISORDERLY	24	M F			1	1		2		2		
ALL OTHER	26	M F			1		4	5		3		2
CURFEW	28	M F										
-----												
RUN-AWAYS	29	M F										
-----												
		M		2	7	4	8	21				
		F	1	1	1		3	6	16		11	
-----												
GRAND TOTAL			1	3	8	4	11	27	16		11	



AGENCY: Fairbanks PD

MONTHS OF 1/92 to 12/92

OFFENSES KNOWN TO POLICE

CLASSIFICATION OF OFFENSES	OFFENSES REPORTED OR KNOWN	UNFOUNDED FALSE OR BASELESS	NUMBER OF ACTUAL OFFENSES	** OFFENSES CLEARED ** BY ARREST OR EXCEPTION JUVENILES ONLY	
				TOTAL	ONLY
<b>CRIMINAL HOMICIDE</b>					
MURDER & NONNEG MANSL	2		2	2	
MANSL BY NEGLIGENCE					
TOTAL	2		2	2	
<b>FORCIBLE RAPE</b>					
RAPE BY FORCE	57	1	56	11	1
ATTEMPTD FORCABLE RAPE	4		4		
TOTAL	61	1	60	11	1
<b>ROBBERY</b>					
FIREARM	29	2	27	16	
KNIFE/CUTTING INSTRMT	9		9		
OTHR DANGEROUS WEAPON	2		2		
STRONG-ARM (HANDS, FISTS)	43	2	41	6	1
TOTAL	83	4	79	22	1
<b>ASSAULT</b>					
FIREARM	28		28	14	
KNIFE OR CUTTING INSTR.	49		49	22	2
OTHER DANGEROUS WEAPON	70		70	35	5
HANDS, FIST, FEET, AGGRAVTD	54		54	24	5
OTHER ASSAULTS - SIMPLE	401		401	231	32
TOTAL	602		602	326	44
<b>BURGLARY</b>					
FORCIBLE ENTRY	143		143	12	4
UNLAWFUL ENTRY - NO FORCE	94	1	93	7	4
ATTEMPTED FORCIBLE ENTRY	11	3	8	2	2
TOTAL	248	4	244	21	10
<b>LARCENY</b>					
THEFT(EX MOTOR VEHICLES)	1587	5	1582	525	191
TOTAL	1587	5	1582	525	191
<b>MOTOR VEHICLE THEFT</b>					
AUTOS	128	9	119	9	3
TRUCKS AND BUSES	88	7	81	6	2
OTHER VEHICLES	43	1	42	12	11
TOTAL	259	17	242	27	16
GRAND TOTAL	2842	31	2811	934	263

PROPERTY STOLEN BY CLASSIFICATION

CLASSIFICATION OF OFFENSES	NUMBER OF ACTUAL OFFENSES		VALUE OF PROPERTY STOLEN	
MURDER/MANSLAUGHTER				
MURDER/NONNEG MANSLAUGHTER		2		
	TOTAL	2		
RAPE				
FORCIBLE RAPE		60		\$88.00
	TOTAL	60		\$88.00
ROBBERY				
HIGHWAY (STRT,ALLEYS,ETC)		36		\$8,610.00
COMMERCIAL HOUSE		18		\$6,311.00
GAS OR SERVICE STATION		1		\$300.00
CHAIN STORE		13		\$3,156.00
RESIDENCE		3		\$518.00
BANK		1		\$8,480.00
MISCELLANEOUS		7		\$1,359.00
	TOTAL	79		\$28,734.00
BURGLARY				
RESIDENCE (DWELLING)				
NIGHT (6PM - 6AM)		42		\$43,026.00
DAY (6AM - 6PM)		36		\$34,646.00
UNKNOWN		35		\$73,364.00
NON-RESIDENCE (STORE ETC)				
NIGHT (6PM - 6AM)		81		\$131,855.00
DAY (6AM - 6PM)		10		\$7,810.00
UNKNOWN		40		\$46,372.00
	TOTAL	244		\$337,073.00
LARCENIES BY VALUE (EX MV)				
\$200 AND OVER		632		\$609,390.00
\$50 TO \$200		364		\$41,437.00
UNDER \$50		586		\$9,738.00
LARCENIES BY TYPE				
POCKET - PICKING		5		\$1,710.00
PURSE - SNATCHING		15		\$16,824.00
SHOPLIFTING		515		\$17,112.00
FROM MOTOR VEHICLES		295		\$159,202.00
MOTOR VEH. PARTS & ACC.		40		\$9,872.00
BICYCLES		174		\$42,735.00
FROM BUILDINGS (EX C & H)		196		\$94,871.00
FROM ANY COIN-OP MACHINES		4		\$645.00
ALL OTHER		338		\$317,594.00
	TOTAL	1582	1582	\$660,565.00
MOTOR VEHICLE THEFTS				
MOTOR VEHICLE THEFTS		242		\$1,398,224.00
MOTOR VEHICLES RECOVERED				
STOLEN & REC'D LOCALLY			147	
STOLEN LOC & REC'D OTHER			53	
STOLEN OTHER & RECD LOCAL			6	
	TOTAL	242	206	\$1,398,224.00
GRAND TOTAL		2209		\$2,424,634.00

PROPERTY STOLEN/RECOVERED BY TYPE

TYPE OF PROPERTY	VALUE OF PROPERTY STOLEN	VALUE OF PROPERTY RECOVERED
CURRENCY, NOTES, ETC.	\$209,800.00	\$11,424.00
JEWELRY & PRECIOUS METALS	\$167,253.00	\$9,653.00
CLOTHING AND FURS	\$189,147.00	\$8,308.00
LOCALLY STOLEN MOTOR VEH.	\$1,284,499.00	\$1,180,801.00
OFFICE EQUIPMENT	\$48,363.00	\$690.00
TV, RADIOS, CAMERAS, ETC.	\$155,831.00	\$18,134.00
FIREARMS	\$22,221.00	\$5,330.00
HOUSEHOLD GOODS	\$9,725.00	\$2,103.00
CONSUMABLE GOODS	\$13,642.00	\$3,962.00
LIVESTOCK	\$450.00	
MISCELLANEOUS	\$323,753.00	\$124,485.00
GRAND TOTAL	\$2,424,684.00	\$1,364,890.00





AGE, SEX AND RACE OF PERSONS ARRESTED

UNDER 18 YEARS OF AGE

OFFENSE	CLASS	SEX	***** AGE *****					***** RACE *****				
			12/ UNDER	13 14	15	16	17	TOTAL UNDER 18	WHITE	BLACK	IND	ASIAN
MURDER	01A	M F										
MANSLAUGHTER	01B	M F										
RAPE	02	M F										
ROBBERY	03	M F					1	2	3	2		1
AGG. ASSAULT	04	M F		3				1	4	1	2	3
BURGLARY	05	M F	2	11	3	1	7	24	20	2	1	1
LARCENY	06	M F	27 11	60 37	25 21	25 34	14 25	151 128	204	21	46	8
MV. THEFT	07	M F	1	10	11	4	4	30	25	1		4
OTH. ASSLTs.	08	M F		6 5	5 5	6 9	5 2	22 23	13	10		22
ARSON	09	M F										
FORGERY	10	M F		1			1	2	2	3		1
FRAUD	11	M F										
EMBEZZLEMENT	12	M F										
STOLEN PROPERTY	13	M F										
VANDALISM	14	M F	5	8	2	2	4	21	16	3		5
WEAPONS	15	M F		1	2	1		4	3		1	1
PROSTITUTION	16	M F										
SEX OFFENSES	17	M F										
SALE/MANUFACTURE OF DRUGS												
NARCOTICS	18A	M F										
MARIJUANA	18B	M F										
SYNTHETIC NARCOTICS	18C	M F										



AGE, SEX AND RACE OF PERSONS ARRESTED  
UNDER 18 YEARS OF AGE

OFFENSE	CLASS	SEX	***** AGE *****					***** RACE *****					
			12/ UNDER	13 14	15	16	17	TOTAL UNDER 18	WHITE	BLACK	IND	ASIAN	
OTHER NON-NARCOTIC	18D	M F											
-----													
POSSESSION OF DRUGS													
-----													
NARCOTICS	18E	M F						1	1		1		
MARIJUANA	18F	M F			1	2	1	4					
					1	2		3		6		1	
SYNTHETIC NARCOTICS	18G	M F											
OTHER NON-NARCOTIC	18H	M F											
-----													
GAMBLING													
-----													
BOOKMAKING	19A	M F											
NUMBERS	19B	M F											
OTHER GAMBLING	19C	M F											
FAMILY/CHILD	20	M F	1						1		1		
DRIV. INFLC.	21	M F					1	2	3		1		2
LIQUOR	22	M F		5	7	8	11	31					
			3	10	2	4	15	34		10	3	52	
DISORDERLY	24	M F					1	1					
						1	2	3		1		3	
CURFEW	28	M F		6	5			11					
			2	4			1	7		8	1	9	
RUN-AWAYS	29	M F			1			1		1			
ALL OTHER	26	M F		2	4	7	11	24					
				3	2	2	6	13		17	5	15	
		M	36	113	65	58	65	337					
		F	18	59	37	54	52	220	333	48	166	10	
GRAND TOTAL			54	172	102	112	117	557	333	48	166	10	

AGENCY: Fairbanks PD

YEAR ENDING 1992

LAW ENFORCEMENT OFFICERS KILLED OR ASSAULTED

TYPE OF ACTIVITY	TOTAL	KNIFE	OTHER	HANDS	TWO	ONE MAN	DETECT OR		OTHER		POLICE		
	ASSLTs	OTHER	DANGER	FIST	MAN	VEHICLE	SPECIAL	ASSIGN	ALONE	ASSIST	ASSAULTS		
	WEAPON	FIREARM	INSTR	WEAPON	FEET	VEH	ALONE	ASSIST	ALONE	ASSIST	CLEARED		
	(A)	(B)	(C)	(D)	(E)	(F)	(G)	(H)	(I)	(J)	(K)	(L)	(M)
RESPOND TO DISTURB CALL	4				4		2	2					4
BURGLARIES IN PROGRESS													
ROBBERIES IN PROGRESS													
ATTEMPTING OTHER ARREST													
CIVIL DISORDER													
HANDLING/TRANS PRISONER	1				1		1						1
INVEST SUSP. PERSON/CIR	1				1		1						1
AMBUSH - NO WARNING													
MENTALLY DERANGED													
TRAFFIC PURSUITS/STOPS													
OTHER	1				1		1						1
TOTAL	7				7		4	3					7
NUMBER W/ PERSONAL INJU	3				3								
NUMBER W/O PERSONAL INJ	4				4								
TIME OF ASSAULTS	12 AM	2 AM	4 AM	6 AM	8 AM	10 AM	NOON	2 PM	4 PM	6 PM	8 PM	10 PM	UNKNOWN
	1	2									1	3	

OFFICERS KILLED BY FELONIOUS ACTS:

OFFICERS KILLED BY ACCIDENT OR NEGLIGENCE:

TOTAL OFFICERS KILLED:

AGENCY: Haines PD

MONTHS OF 1/92 to 12/92

OFFENSES KNOWN TO POLICE

CLASSIFICATION OF OFFENSES	OFFENSES REPORTED OR KNOWN	UNFOUNDED FALSE OR BASELESS	NUMBER OF ACTUAL OFFENSES	** OFFENSES CLEARED ** BY ARREST OR EXCEPTION JUVENILES	
				TOTAL	ONLY
-----					
CRIMINAL HOMICIDE					
MURDER & NONNEG MANSL					
MANSL BY NEGLIGENCE					
TOTAL					
-----					
FORCIBLE RAPE					
RAPE BY FORCE					
ATTMPTD FORCABLE RAPE					
TOTAL					
-----					
ROBBERY					
FIREARM					
KNIFE/CUTTING INSTRMT					
OTHR DANGEROUS WEAPON					
STRONG-ARM (HANDS,FISTS)					
TOTAL					
-----					
ASSAULT					
FIREARM					
KNIFE OR CUTTING INSTR.					
OTHER DANGEROUS WEAPON					
HANDS, FIST, FEET, AGGRAVTD					
OTHER ASSAULTS - SIMPLE	20		20	13	
TOTAL	20		20	13	
-----					
BURGLARY					
FORCIBLE ENTRY	8		8	5	1
UNLAWFUL ENTRY - NO FORCE					
ATTEMPTED FORCIBLE ENTRY					
TOTAL	8		8	5	1
-----					
LARCENY					
THEFT(EX MOTOR VEHICLES)	45		45	28	1
TOTAL	45		45	28	1
-----					
MOTOR VEHICLE THEFT					
AUTOS	1		1		
TRUCKS AND BUSES					
OTHER VEHICLES					
TOTAL	1		1		
-----					
GRAND TOTAL	74		74	46	2

PROPERTY STOLEN BY CLASSIFICATION

CLASSIFICATION OF OFFENSES	NUMBER OF ACTUAL OFFENSES	VALUE OF PROPERTY STOLEN
MURDER/MANSLAUGHTER MURDER/NONNEG MANSLAUGHTER		
TOTAL		
RAPE FORCIBLE RAPE		
TOTAL		
ROBBERY HIGHWAY (STRT,ALLEYS,ETC) COMMERCIAL HOUSE GAS OR SERVICE STATION CHAIN STORE RESIDENCE BANK MISCELLANEOUS		
TOTAL		
BURGLARY RESIDENCE (DWELLING) NIGHT (6PM - 6AM) DAY (6AM - 6PM) UNKNOWN NON-RESIDENCE (STORE ETC) NIGHT (6PM - 6AM) DAY (6AM - 6PM) UNKNOWN	2 2 4	\$100.00 \$60.00 \$1,661.00
TOTAL 8 \$1,821.00		
LARCENIES BY VALUE (EX MV) \$200 AND OVER \$50 TO \$200 UNDER \$50	11 4 30	\$17,680.00 \$632.00 \$20.00
LARCENIES BY TYPE POCKET - PICKING PURSE - SNATCHING SHOPLIFTING FROM MOTOR VEHICLES MOTOR VEH. PARTS & ACC. BICYCLES FROM BUILDINGS (EX C & H) FROM ANY COIN-OP MACHINES ALL OTHER	5 31 9	\$147.00 \$17,685.00 \$500.00
TOTAL 45 45 \$18,332.00 \$18,332.00		
MOTOR VEHICLE THEFTS MOTOR VEHICLE THEFTS	1	
MOTOR VEHICLES RECOVERED STOLEN & REC'D LOCALLY STOLEN LOC & REC'D OTHER STOLEN OTHER & RECD LOCAL		
TOTAL 1		
GRAND TOTAL 54 \$20,153.00		

AGENCY: Haines PD

Months of 1/92 to 12/92

PROPERTY STOLEN/RECOVERED BY TYPE

TYPE OF PROPERTY	VALUE OF PROPERTY STOLEN	VALUE OF PROPERTY RECOVERED
CURRENCY, NOTES, ETC.	\$12,980.00	\$640.00
JEWELRY & PRECIOUS METALS		
CLOTHING AND FURS	\$200.00	
LOCALLY STOLEN MOTOR VEH.		
OFFICE EQUIPMENT	\$1,350.00	
TV, RADIOS, CAMERAS, ETC.	\$605.00	\$200.00
FIREARMS	\$650.00	
HOUSEHOLD GOODS	\$300.00	
CONSUMABLE GOODS	\$60.00	
LIVESTOCK		
MISCELLANEOUS	\$4,008.00	\$1,700.00
GRAND TOTAL	\$20,153.00	\$2,540.00



AGE, SEX AND RACE OF PERSON ARRESTED

18 YEARS OF AGE AND OVER

OFFENSE	CLASS	SEX	A G E																	R A C E						
			18	19	20	21	22	23	24	25	30	35	40	45	50	55	60	65	OV	TOTAL	WHT	BLK	IND	ASN		
-----																										
SYNTHETIC NARCOTICS	W																									
	F																									
-----																										
OTHER NON-NARCOTIC	W																									
	F																									
-----																										
POSSESSION OF DRUGS																										
-----																										
NARCOTICS	W																									
	F																									
-----																										
MARIJUANA	W																									
	F																									
-----																										
SYNTHETIC NARCOTICS	W																									
	F																									
-----																										
OTHER NON-NARCOTIC	W																									
	F																									
-----																										
GAMBLING																										
-----																										
BOOKMAKING	W																									
	F																									
-----																										
NUMBERS	W																									
	F																									
-----																										
OTHER GAMBLING	W																									
	F																									
-----																										
FAMILY/CHILD	W																									
	F																									
-----																										
DRIV INELC	W																									
	F																									
-----																										
LIQUOR	W		7	7	6																					
	F																									
-----																										
DISORDERLY	W																									
	F																									
-----																										
ALL OTHER	W																									
	F																									
-----																										
			7	7	7																					
-----																										
GRAND TOTAL			7	7	8																					

AGE, SEX AND RACE OF PERSONS ARRESTED

UNDER 18 YEARS OF AGE

OFFENSE	CLASS	SEX	***** AGE *****					***** RACE *****				
			12/ UNDER	13 14	15	16	17	TOTAL UNDER 18	WHITE	BLACK	IND	ASIAN
MURDER	01A	M F										
MANSLAUGHTER	01B	M F										
RAPE	02	M F										
ROBBERY	03	M F										
AGG. ASSAULT	04	M F										
BURGLARY	05	M F					1		1			1
LARCENY	06	M F						1	1		1	
MV. THEFT	07	M F										
OTH. ASSLT.	08	M F										
ARSON	09	M F										
FORGERY	10	M F										
FRAUD	11	M F										
EMBEZZLEMENT	12	M F										
STOLEN PROPERTY	13	M F										
VANDALISM	14	M F										
WEAPONS	15	M F										
PROSTITUTION	16	M F										
SEX OFFENSES	17	M F										
SALE/MANUFACTURE OF DRUGS												
NARCOTICS	18A	M F										
MARIJUANA	18B	M F										
SYNTHETIC NARCOTICS	18C	M F										



AGE, SEX AND RACE OF PERSONS ARRESTED  
 UNDER 18 YEARS OF AGE

OFFENSE	CLASS	SEX	***** AGE *****					***** RACE *****				
			12/ UNDER	13 14	15	16	17	TOTAL UNDER 18	WHITE	BLACK	IND	ASIAN
OTHER NON-NARCOTIC	18D	M F										
-----												
POSSESSION OF DRUGS												
-----												
NARCOTICS	18E	M F										
MARIJUANA	18F	M F										
SYNTHETIC NARCOTICS	18G	M F										
OTHER NON-NARCOTIC	18H	M F										
-----												
GAMBLING												
-----												
BOOKMAKING	19A	M F										
NUMBERS	19B	M F										
OTHER GAMBLING	19C	M F										
-----												
FAMILY/CHILD	20	M F										
DRIV. INFLC.	21	M F					1		1			1
LIQUOR	22	M F			3 4	8	7 2	18 6		14		10
DISORDERLY	24	M F										
ALL OTHER	26	M F										
CURFEW	28	M F										
RUN-AWAYS	29	M F										
		M F			3 4	10	8 2	21 6		15		12
GRAND TOTAL					7	10	10	27		15		12



AGENCY: Homer PD

MONTHS OF 1/92 to 12/92

OFFENSES KNOWN TO POLICE

CLASSIFICATION OF OFFENSES	OFFENSES REPORTED OR KNOWN	UNFOUNDED FALSE OR BASELESS	NUMBER OF ACTUAL OFFENSES	** OFFENSES CLEARED **	
				TOTAL	BY ARREST OR EXCEPTION JUVENILES ONLY
CRIMINAL HOMICIDE					
MURDER & NONNEG MANSL					
MANSL BY NEGLIGENCE					
TOTAL					
FORCIBLE RAPE					
RAPE BY FORCE					
ATTMPTD FORCABLE RAPE	1		1		
TOTAL	1		1		
ROBBERY					
FIREARM					
KNIFE/CUTTING INSTRMT					
OTHR DANGEROUS WEAPON					
STRONG-ARM (HANDS,FISTS)	1		1		
TOTAL	1		1		
ASSAULT					
FIREARM	1		1	1	
KNIFE OR CUTTING INSTR.					
OTHER DANGEROUS WEAPON					
HANDS,FIST,FEET, AGGRAVTD	87		87	17	
OTHER ASSAULTS - SIMPLE	111	1	110	64	6
TOTAL	199	1	198	82	6
BURGLARY					
FORCIBLE ENTRY	60		60	18	11
UNLAWFUL ENTRY - NO FORCE	11		11	4	2
ATTEMPTED FORCIBLE ENTRY	9		9		
TOTAL	80		80	22	13
LARCENY					
THEFT(EX MOTOR VEHICLES)	299		299	59	39
TOTAL	299		299	59	39
MOTOR VEHICLE THEFT					
AUTOS	16		16	4	1
TRUCKS AND BUSES	9	1	8	1	
OTHER VEHICLES					
TOTAL	25	1	24	5	1
GRAND TOTAL	605	2	603	168	59

PROPERTY STOLEN BY CLASSIFICATION

CLASSIFICATION OF OFFENSES	NUMBER OF ACTUAL OFFENSES		VALUE OF PROPERTY STOLEN	
MURDER/MANSLAUGHTER MURDER/NONNEG MANSLAUGHTER	TOTAL			
-----				
RAPE	TOTAL			
FORCIBLE RAPE	1			
-----				
ROBBERY	TOTAL			
HIGHWAY (STRT,ALLEYS,ETC)				
COMMERCIAL HOUSE				
GAS OR SERVICE STATION				
CHAIN STORE				
RESIDENCE	1			
BANK				
MISCELLANEOUS				
-----				
BURGLARY	TOTAL			
RESIDENCE (DWELLING)				
NIGHT (6PM - 6AM)	12		\$450.00	
DAY (6AM - 6PM)	19		\$4,305.00	
UNKNOWN				
NON-RESIDENCE (STORE ETC)				
NIGHT (6PM - 6AM)	14		\$2,150.00	
DAY (6AM - 6PM)	35		\$12,720.00	
UNKNOWN				
-----				
LARCENIES BY VALUE (EX MV)	TOTAL			
\$200 AND OVER	76		\$88,132.00	
\$50 TO \$200	58		\$5,865.00	
UNDER \$50	165		\$1,360.00	
-----				
LARCENIES BY TYPE	TOTAL			
POCKET - PICKING				
PURSE - SNATCHING				
SHOPLIFTING	41		\$352.00	
FROM MOTOR VEHICLES	62		\$12,025.00	
MOTOR VEH. PARTS & ACC.				
BICYCLES	2		\$700.00	
FROM BUILDINGS (EX C & H)	81		\$30,987.00	
FROM ANY COIN-OP MACHINES	4		\$54.00	
ALL OTHER	109		\$51,239.00	
-----				
MOTOR VEHICLE THEFTS	TOTAL			
MOTOR VEHICLE THEFTS	24		\$37,500.00	
-----				
MOTOR VEHICLES RECOVERED	TOTAL			
STOLEN & REC'D LOCALLY	7			
STOLEN LOC & REC'D OTHER				
STOLEN OTHER & RECD LOCAL				
-----				
GRAND TOTAL	405	299	\$152,482.00	\$95,357.00

AGENCY: Homer PD

Months of 1/92 to 12/92

PROPERTY STOLEN/RECOVERED BY TYPE

TYPE OF PROPERTY	VALUE OF PROPERTY STOLEN	VALUE OF PROPERTY RECOVERED
CURRENCY, NOTES, ETC.	\$19,360.00	\$3,950.00
JEWELRY & PRECIOUS METALS	\$6,559.00	
CLOTHING AND FURS	\$2,866.00	\$20.00
LOCALLY STOLEN MOTOR VEH.	\$52,000.00	\$13,000.00
OFFICE EQUIPMENT	\$250.00	
TV, RADIOS, CAMERAS, ETC.	\$9,569.00	\$1,699.00
FIREARMS	\$3,000.00	\$2,500.00
HOUSEHOLD GOODS	\$3,150.00	
CONSUMABLE GOODS	\$1,284.00	\$109.00
LIVESTOCK	\$50.00	
MISCELLANEOUS	\$54,394.00	\$5,223.00
GRAND TOTAL	\$152,482.00	\$26,501.00



AGE, SEX AND RACE OF PERSON ARRESTED

18 YEARS OF AGE AND OVER

OFFENSE	CLASS	SEX	A G E													OV	TOTAL	R A C E				
			18	19	20	21	22	23	24	25	30	35	40	45	50			55	60	65	WHI	BLK
-----																						
SYNTHETIC NARCOTICS		M																				
	3C	F																				
-----																						
OTHER NON-NARCOTIC		M																				
	18D	F																				
-----																						
POSSESSION OF DRUGS																						
-----																						
NARCOTICS		M																				
	18I	F																				
-----																						
MARIJUANA		M	1	1	2	1	1	1	1	3	2	2		1								16
	18I	F									1											1
-----																						
SYNTHETIC NARCOTICS		M																				
	18G	F																				
-----																						
OTHER NON-NARCOTIC		M																				
	18H	F																				
-----																						
GAMBLING																						
-----																						
BOOKMAKING		M																				
	19A	F																				
-----																						
NUMBERS		M																				
	19B	F																				
-----																						
OTHER GAMBLING		M																				
	19C	F																				
-----																						
FAMILY/CHILD		M								1												1
	20	F																				1
-----																						
DRIV. INFLC.		M	1	3	1	2	4	1		5	18	13	9	4	5	2	1					69
	21	F						1		1	1	3		1								7
-----																						
LIQUOR		M	6	4	6	1				1		1										19
	22	F	2								1											3
-----																						
DISORDERLY		M											2									2
	24	F																				1
-----																						
ALL OTHER		M	2	7	7	6	8	3	5	24	31	12	24	6	4	1	1	2				143
	26	F		2				1		1	5	2	1									12
-----																						
			13	17	19	16	19	5	8	54	72	35	49	19	13	4	2	3				348
			2	3	1			2		2	10	6	3	1								30
-----																						
GRAND TOTAL			15	20	20	16	19	7	8	56	82	41	52	20	13	4	2	3				378
																						357
																						2
																						19

AGE, SEX AND RACE OF PERSONS ARRESTED

UNDER 18 YEARS OF AGE

OFFENSE	CLASS	SEX	***** AGE *****					***** RACE *****					
			12/ UNDER	13 14	15	16	17	TOTAL UNDER 18	WHITE	BLACK	IND	ASIAN	
MURDER	01A	M F											
MANSLAUGHTER	01B	M F											
RAPE	02	M F											
ROBBERY	03	M F											
AGG. ASSAULT	04	M F											
BURGLARY	05	M F	6	6	12	6		30					
				5				5	28	7			
LARCENY	06	M F	3	13	14	12	5	47					
			3	11		1		15	57	5			
MV. THEFT	07	M F			1			1		1			
OTH. ASSLTs.	08	M F	1	1		1	1	4					
				1		1	2	4	8				
ARSON	09	M F											
FORGERY	10	M F											
FRAUD	11	M F											
EMBEZZLEMENT	12	M F											
STOLEN PROPERTY	13	M F					2	1	3			3	
VANDALISM	14	M F	1	4	1	1	1	8					
			1	2				3	8	1	2		
WEAPONS	15	M F	2	2	1	1		6					
									5	1			
PROSTITUTION	16	M F											
SEX OFFENSES	17	M F						1	1				1
SALE/MANUFACTURE OF DRUGS													
NARCOTICS	18A	M F											
MARIJUANA	18B	M F					1	1				1	
SYNTHETIC NARCOTICS	18C	M F											



AGE, SEX AND RACE OF PERSONS ARRESTED

UNDER 18 YEARS OF AGE

OFFENSE	CLASS	SEX	***** AGE *****					***** RACE *****					
			12/ UNDER	13 14	15	16	17	TOTAL UNDER 18	WHITE	BLACK	IND	ASIAN	
OTHER NON-NARCOTIC	18D	M F											
-----													
POSSESSION OF DRUGS													
-----													
NARCOTICS	18E	M F											
MARIJUANA	18F	M F	1	1	1	5	4	12		12			
SYNTHETIC NARCOTICS	18G	M F											
OTHER NON-NARCOTIC	18H	M F											
-----													
GAMBLING													
-----													
BOOKMAKING	19A	M F											
NUMBERS	19B	M F											
OTHER GAMBLING	19C	M F											
-----													
FAMILY/CHILD	20	M F											
DRIV. INFLC.	21	M F				1	2	3		3			
LIQUOR	22	M F	1	1		8	4	14		19			
DISORDERLY	24	M F											
ALL OTHER	26	M F	1	7	4	1	5	18		16	3		
CURFEW	28	M F											
RUN-AWAYS	29	M F											
		M	16	35	33	39	24	147					
		F	4	22		3	5	34	162	17	2		
-----													
GRAND TOTAL			20	57	33	42	29	181	162	17	2		

AGENCY: Homer PD

YEAR ENDING 1992

LAW ENFORCEMENT OFFICERS KILLED OR ASSAULTED

TYPE OF ACTIVITY	TOTAL	KNIFE	OTHER	HANDS	TWO	ONE	DETECT	OR	OTHER		POLICE		
	ASSLTS	OTHER	DANGER	FIST	MAN	MAN	SPECIAL	ASSIGN	ALONE	ASSIST	ASSAULTS		
	WEAPON	FIREARM	INSTR	WEAPON	FEET	VEH	ALONE	ASSIST	ALONE	ASSIST	CLEARED		
	(A)	(B)	(C)	(D)	(E)	(F)	(G)	(H)	(I)	(J)	(K)	(L)	(M)
RESPOND TO DISTURB CALL	1	1						1					1
BURGLARIES IN PROGRESS													
ROBBERIES IN PROGRESS													
ATTEMPTING OTHER ARREST													
CIVIL DISORDER													
HANDLING/TRANS PRISONER													
INVEST SUSP. PERSON/CIR	1				1		1						1
AMBUSH - NO WARNING													
MENTALLY DERANGED													
TRAFFIC PURSUITS/STOPS													
OTHER													
TOTAL	2	1			1		1	1					2
NUMBER W/ PERSONAL INJU													
NUMBER W/O PERSONAL INJ	2	1			1								
TIME OF ASSAULTS													
	12 AM	2 AM	4 AM	6 AM	8 AM	10 AM	NOON	2 PM	4 PM	6 PM	8 PM	10 PM	UNKNOWN
				1								1	

OFFICERS KILLED BY FELONIOUS ACTS:  
 OFFICERS KILLED BY ACCIDENT OR NEGLIGENCE:

TOTAL OFFICERS KILLED:

RETURN OF ARSON OFFENSES KNOWN TO LAW ENFORCEMENT

(1) PROPERTY CLASSIFICATION	(2) OFFENSES REPORTED OR KNOWN	(3) UNFOUNDED, FALSE OR BASELESS	(4) NUMBER OF ACTUAL OFFENSES	(5) CLEARED BY ARREST OR EXCEPTION	(6) CLEARANCES INVOLVING ONLY PERSONS < 18	(7) NORMALLY UNUSED STRUCTURES	(8) ESTIMATED VALUE OF DAMAGE
<b>STRUCTURAL</b>							
SINGLE OCCUP RESIDENT	1		1			1	
OTHER RESIDENTIAL							
STORAGE							
INDUSTRIAL/MANUFACTUR							
OTHER COMMERCIAL							
COMMUNITY/PUBLIC	2		2			2	
ALL OTHER STRUCTURES							
TOTAL:	3		3			3	
<b>MOBILE</b>							
MOTOR VEHICLES							
OTHER MOBILE PROPERTY							
TOTAL:							
<b>OTHER</b>							
OTHER							
TOTAL:							
GRAND TOTAL	3		3			3	



AGENCY: Juneau PD

MONTHS OF 1/92 to 12/92

OFFENSES KNOWN TO POLICE

CLASSIFICATION OF OFFENSES	OFFENSES REPORTED OR KNOWN	UNFOUNDED FALSE OR BASELESS	NUMBER OF ACTUAL OFFENSES	** OFFENSES CLEARED **	
				TOTAL	BY ARREST OR EXCEPTION JUVENILES ONLY
CRIMINAL HOMICIDE					
MURDER & NONNEG MANSL					
MANSL BY NEGLIGENCE					
TOTAL					
-----					
FORCIBLE RAPE					
RAPE BY FORCE	5	2	3		
ATTMPTD FORCABLE RAPE					
TOTAL					
-----					
ROBBERY					
FIREARM	2		2		
KNIFE/CUTTING INSTRMT					
OTHR DANGEROUS WEAPON					
STRONG-ARM (HANDS, FISTS)					
TOTAL					
-----					
ASSAULT					
FIREARM	2		2	2	
KNIFE OR CUTTING INSTR.					
OTHER DANGEROUS WEAPON	15		15	11	
HANDS, FIST, FEET, AGGRAVTD	3		3	2	
OTHER ASSAULTS - SIMPLE	397		397	375	27
TOTAL					
-----					
BURGLARY					
FORCIBLE ENTRY	106		106	8	1
UNLAWFUL ENTRY - NO FORCE	10		10	1	
ATTEMPTED FORCIBLE ENTRY	1		1		
TOTAL					
-----					
LARCENY					
THEFT(EX MOTOR VEHICLES)	787		787	206	51
TOTAL					
-----					
MOTOR VEHICLE THEFT					
AUTOS	39		39	7	2
TRUCKS AND BUSES	1		1		
OTHER VEHICLES	16		16	2	2
TOTAL					
-----					
GRAND TOTAL	1384	2	1382	614	83

PROPERTY STOLEN BY CLASSIFICATION

CLASSIFICATION OF OFFENSES	NUMBER OF ACTUAL OFFENSES		VALUE OF PROPERTY STOLEN	
MURDER/MANSLAUGHTER MURDER/NONNEG MANSLAUGHTER				
TOTAL				
RAPE FORCIBLE RAPE		3		
TOTAL				
		3		
ROBBERY HIGHWAY (STRT, ALLEYS, ETC) COMMERCIAL HOUSE GAS OR SERVICE STATION CHAIN STORE RESIDENCE BANK MISCELLANEOUS		2	\$900.00	
TOTAL				
		2	\$900.00	
BURGLARY RESIDENCE (DWELLING) NIGHT (6PM - 6AM) DAY (6AM - 6PM) UNKNOWN NON-RESIDENCE (STORE ETC) NIGHT (6PM - 6AM) DAY (6AM - 6PM) UNKNOWN		10 17 10 29 15 36	\$4,820.00 \$5,919.00 \$5,873.00 \$22,232.00 \$2,491.00 \$26,196.00	
TOTAL				
		117	\$67,531.00	
LARCENIES BY VALUE (EX MV) \$200 AND OVER \$50 TO \$200 UNDER \$50		281 234 272	\$260,001.00 \$25,685.00 \$3,679.00	
LARCENIES BY TYPE POCKET - PICKING PURSE - SNATCHING SHOPLIFTING FROM MOTOR VEHICLES MOTOR VEH. PARTS & ACC. BICYCLES FROM BUILDINGS (EX C & H) FROM ANY COIN-OP MACHINES ALL OTHER				\$6,792.00 \$36,113.00 \$50.00 \$34,880.00 \$126,920.00 \$84,610.00
TOTAL				
	787	787	\$289,365.00	\$289,365.00
MOTOR VEHICLE THEFTS MOTOR VEHICLE THEFTS		56	\$181,900.00	
MOTOR VEHICLES RECOVERED STOLEN & REC'D LOCALLY STOLEN LOC & REC'D OTHER STOLEN OTHER & RECD LOCAL				53
TOTAL				
	56	53	\$181,900.00	
GRAND TOTAL				
	965		\$539,696.00	

PROPERTY STOLEN/RECOVERED BY TYPE

TYPE OF PROPERTY	VALUE OF PROPERTY STOLEN	VALUE OF PROPERTY RECOVERED
CURRENCY, NOTES, ETC.	\$50,734.00	\$7,788.00
JEWELRY & PRECIOUS METALS	\$25,310.00	\$3,003.00
CLOTHING AND FURS	\$23,776.00	\$4,391.00
LOCALLY STOLEN MOTOR VEH.	\$183,400.00	\$176,000.00
OFFICE EQUIPMENT		
TV, RADIOS, CAMERAS, ETC.	\$53,706.00	\$2,534.00
FIREARMS	\$13,725.00	\$4,147.00
HOUSEHOLD GOODS	\$6,750.00	\$4,435.00
CONSUMABLE GOODS	\$1,294.00	\$709.00
LIVESTOCK	\$10.00	\$10.00
MISCELLANEOUS	\$180,991.00	\$60,109.00
GRAND TOTAL	\$539,696.00	\$263,126.00





AGE, SEX AND RACE OF PERSON ARRESTED

18 YEARS OF AGE AND OVER

OFFENSE	CLASS	SEX	A G E													OV	TOTAL	R A C E								
			18	19	20	21	22	23	24	25	30	35	40	45	50			55	60	65	WHT	BLK	IND	ASN		
			29	34	39	44	49	54	59	64																
SYNTHETIC NARCOTICS	M																									
18C	F																									
OTHER NON-NARCOTIC	M																									
18D	F																									
POSSESSION OF DRUGS																										
NARCOTICS	M																									
18F	F																									
MARIJUANA	M			1				1	1		2	2		1								8				
18F	F				1				1			1	2									5	11		2	
SYNTHETIC NARCOTICS	M																									
18G	F																									
OTHER NON-NARCOTIC	M																									
18H	F																									
GAMBLING																										
BOOKMAKING	M																									
19A	F																									
NUMBERS	M																									
19B	F																									
OTHER GAMBLING	M																									
19C	F																									
FAMILY/CHILD																										
20	F																									
DRIV. INFLC.	M		2	3	2	4	5	10	12	39	48	39	23	9	9	7	2					214				
21	F				1	1	3	3	1	8	16	4	3	3	2	1						46	200		60	
LIQUOR	M		23	29	23	1		2		1	2				1							82				
22	F		2	4	1	1		1														9	51	1	39	
DISORDERLY	M		1	1	4	3	2	3	2	21	21	12	6	3	4	1						84				
24	F				1					1	6	4			1	1						14	48		50	
ALL OTHER	M		15	37	32	45	31	38	24	145	127	67	34	19	15	12	7					648				
26	F		3	2	2	4	2	6	5	31	17	12	5	1	2							92	381	10	349	
			59	84	74	65	54	66	50	275	266	155	93	45	43	23	14	2				1368				
			10	9	7	11	9	15	11	62	49	23	10	9	7	1		2				235	920	16	667	
GRAND TOTAL			69	93	81	76	63	81	61	337	315	178	103	54	50	24	14	4				1603	920	16	667	

AGE, SEX AND RACE OF PERSONS ARRESTED

UNDER 18 YEARS OF AGE

OFFENSE	CLASS	SEX	***** AGE *****					***** RACE *****				
			12/ UNDER	13 14	15	16	17	TOTAL UNDER 18	WHITE	BLACK	IND	ASIAN
MURDER	01A	M F										
MANSLAUGHTER	01B	M F										
RAPE	02	M F										
ROBBERY	03	M F										
AGG. ASSAULT	04	M F					2	2		2		
BURGLARY	05	M F					1	1		1		
LARCENY	06	M F	6 10	12 17	10 6	8 4	1 1	37 38	48	2	25	
MV. THEFT	07	M F			2 1	1		3 1	2		2	
OTH. ASSLT.	08	M F	2	3 3	3 2	5 4	5 2	18 11	17	3	9	
ARSON	09	M F										
FORGERY	10	M F										
FRAUD	11	M F										
EMBEZZLEMENT	12	M F										
STOLEN PROPERTY	13	M F										
VANDALISM	14	M F	5	2 1	3 1	2	1 1	13 3	12	2	2	
WEAPONS	15	M F		3	1	1		5	3		2	
PROSTITUTION	16	M F										
SEX OFFENSES	17	M F										
SALE/MANUFACTURE OF DRUGS												
NARCOTICS	18A	M F										
MARIJUANA	18B	M F										
SYNTHETIC NARCOTICS	18C	M F										

AGE, SEX AND RACE OF PERSONS ARRESTED

UNDER 18 YEARS OF AGE

OFFENSE	CLASS	SEX	***** AGE *****					***** RACE *****					
			12/ UNDER	13 14	15	16	17	TOTAL UNDER 18	WHITE	BLACK	IND	ASIAN	
OTHER NON-NARCOTIC	18D	M F											
-----													
POSSESSION OF DRUGS													
-----													
NARCOTICS	18E	M F											
MARIJUANA	18F	M F				3	1	4		4			
-----													
SYNTHETIC NARCOTICS	18G	M F											
-----													
OTHER NON-NARCOTIC	18H	M F											
-----													
GAMBLING													
-----													
BOOKMAKING	19A	M F											
-----													
NUMBERS	19B	M F											
-----													
OTHER GAMBLING	19C	M F											
-----													
FAMILY/CHILD	20	M F											
-----													
DRIV. INFLC.	21	M F			1	3	4	5		4		4	
-----													
LIQUOR	22	M F	1	4	15	15	30	65					
-----													
DISORDERLY	24	M F	2	1	1	2	2	8					
-----													
ALL OTHER	26	M F		3	4	3	13	23					
-----													
CURFEW	28	M F											
-----													
RUN-AWAYS	29	M F											
-----													
		M	16	28	40	43	57	184					
		F	10	32	16	21	14	93	168	8	101		
-----													
GRAND TOTAL			26	60	56	64	71	277	168	8	101		

AGENCY: Juneau PD

YEAR ENDING 1992

LAW ENFORCEMENT OFFICERS KILLED OR ASSAULTED

TYPE OF ACTIVITY	TOTAL	KNIFE	OTHER	HANDS	TWO	ONE MAN	DETECT OR		OTHER		POLICE		
	ASSLTS	OTHER	DANGER	FIST	MAN	VEHICLE	SPECIAL	ASSIGN	ALONE	ASSIST	ASSAULTS		
	WEAPON	FIREARM	INSTR	WEAPON	FEET	VEH	ALONE	ASSIST	ALONE	ASSIST	CLEARED		
	(A)	(B)	(C)	(D)	(E)	(F)	(G)	(H)	(I)	(J)	(K)	(L)	(M)
RESPOND TO DISTURB CALL	6			6					6				6
BURGLARIES IN PROGRESS													
ROBBERIES IN PROGRESS													
ATTEMPTING OTHER ARREST													
CIVIL DISORDER													
HANDLING/TRANS PRISONER													
INVEST SUSP. PERSON/CIR													
AMBUSH - NO WARNING													
MENTALLY DERANGED													
TRAFFIC PURSUITS/STOPS	3			3					3				3
OTHER													
TOTAL	9			9					9				9
NUMBER W/ PERSONAL INJU													
NUMBER W/O PERSONAL INJ	9			9									
TIME OF ASSAULTS													
	12 AM	2 AM	4 AM	6 AM	8 AM	10 AM	NOON	2 PM	4 PM	6 PM	8 PM	10 PM	UNKNOWN
	4	1						2	1				1

OFFICERS KILLED BY FELONIOUS ACTS:

OFFICERS KILLED BY ACCIDENT OR NEGLIGENCE:

TOTAL OFFICERS KILLED:

RETURN OF ARSON OFFENSES KNOWN TO LAW ENFORCEMENT

(1) PROPERTY CLASSIFICATION	(2) OFFENSES REPORTED OR KNOWN	(3) UNFOUNDED, FALSE OR BASELESS	(4) NUMBER OF ACTUAL OFFENSES	(5) CLEARED BY ARREST OR EXCEPTION	(6) CLEARANCES INVOLVING ONLY PERSONS < 18	(7) NORMALLY UNUSED STRUCTURES	(8) ESTIMATED VALUE OF DAMAGE
-----							
STRUCTURAL							
SINGLE OCCUP RESIDENT							
OTHER RESIDENTIAL							
STORAGE							
INDUSTRIAL/MANUFACTUR	1		1				
OTHER COMMERCIAL							
COMMUNITY/PUBLIC	5		5			1	
ALL OTHER STRUCTURES							
TOTAL:	6		6			1	
-----							
MOBILE							
MOTOR VEHICLES							
OTHER MOBILE PROPERTY							
TOTAL:							
-----							
OTHER							
OTHER							
TOTAL:							
-----							
GRAND TOTAL	6		6			1	



AGENCY: Kenai PD

MONTHS OF 1/92 to 12/92

OFFENSES KNOWN TO POLICE

CLASSIFICATION OF OFFENSES	OFFENSES REPORTED OR KNOWN	UNFOUNDED FALSE OR BASELESS	NUMBER OF ACTUAL OFFENSES	** OFFENSES CLEARED **	
				TOTAL	BY ARREST OR EXCEPTION JUVENILES ONLY
CRIMINAL HOMICIDE					
MURDER & NONNEG MANSL					
MANSL BY NEGLIGENCE					
TOTAL					
-----					
FORCIBLE RAPE					
RAPE BY FORCE	5	3	2	1	
ATTMPTD FORCABLE RAPE					
TOTAL					
-----					
ROBBERY					
FIREARM					
KNIFE/CUTTING INSTRMT					
OTHR DANGEROUS WEAPON					
STRONG-ARM (HANDS, FISTS)	3	2	1	1	
TOTAL					
-----					
ASSAULT					
FIREARM					
KNIFE OR CUTTING INSTR.	3		3	1	
OTHER DANGEROUS WEAPON	3		3	2	
HANDS, FIST, FEET, AGGRAVTD	1		1		
OTHER ASSAULTS - SIMPLE	3		3	3	
	185	13	172	139	13
TOTAL					
-----					
BURGLARY					
FORCIBLE ENTRY	34	2	32	7	2
UNLAWFUL ENTRY - NO FORCE	14	1	13	4	2
ATTEMPTED FORCIBLE ENTRY					
TOTAL					
-----					
LARCENY					
THEFT(EX MOTOR VEHICLES)	407	26	381	169	30
TOTAL					
-----					
MOTOR VEHICLE THEFT					
AUTOS	36	5	31	5	1
TRUCKS AND BUSES	6		6	1	
OTHER VEHICLES	2		2	2	1
TOTAL					
-----					
GRAND TOTAL					
	702	52	650	335	49

PROPERTY STOLEN BY CLASSIFICATION

CLASSIFICATION OF OFFENSES	NUMBER OF ACTUAL OFFENSES		VALUE OF PROPERTY STOLEN	
MURDER/MANSLAUGHTER				
MURDER/NONNEG MANSLAUGHTER				
	TOTAL			
RAPE				
FORCIBLE RAPE		2		
	TOTAL		2	
ROBBERY				
HIGHWAY (STRT, ALLEYS, ETC)		1		
COMMERCIAL HOUSE				
GAS OR SERVICE STATION				
CHAIN STORE				
RESIDENCE				
BANK				
MISCELLANEOUS				
	TOTAL		1	
BURGLARY				
RESIDENCE (DWELLING)				
NIGHT (6PM - 6AM)	5		\$3,617.00	
DAY (6AM - 6PM)	2			
UNKNOWN	14		\$7,202.00	
NON-RESIDENCE (STORE ETC)				
NIGHT (6PM - 6AM)	10		\$728.00	
DAY (6AM - 6PM)	4		\$280.00	
UNKNOWN	10		\$9,588.00	
	TOTAL		45	\$21,415.00
LARCENIES BY VALUE (EX MV)				
\$200 AND OVER	75		\$62,497.00	
\$50 TO \$200	65		\$7,148.00	
UNDER \$50	241		\$2,287.00	
LARCENIES BY TYPE				
POCKET - PICKING				
PURSE - SNATCHING				
SHOPLIFTING		72		\$1,412.00
FROM MOTOR VEHICLES		31		\$7,922.00
MOTOR VEH. PARTS & ACC.		3		\$700.00
BICYCLES		22		\$4,315.00
FROM BUILDINGS (EX C & H)		1		
FROM ANY COIN-OP MACHINES				
ALL OTHER		252		\$57,583.00
	TOTAL		381	381
			\$71,932.00	\$71,932.00
MOTOR VEHICLE THEFTS				
MOTOR VEHICLE THEFTS		39		\$183,490.00
MOTOR VEHICLES RECOVERED				
STOLEN & REC'D LOCALLY		17		
STOLEN LOC & REC'D OTHER		13		
STOLEN OTHER & RECD LOCAL				
	TOTAL		39	30
			\$183,490.00	
GRAND TOTAL	468		\$276,837.00	



PROPERTY STOLEN/RECOVERED BY TYPE

TYPE OF PROPERTY	VALUE OF PROPERTY STOLEN	VALUE OF PROPERTY RECOVERED
CURRENCY, NOTES, ETC.	\$13,888.00	\$3,265.00
JEWELRY & PRECIOUS METALS	\$11,258.00	\$8,263.00
CLOTHING AND FURS	\$4,103.00	\$1,663.00
LOCALLY STOLEN MOTOR VEH.	\$181,150.00	\$159,150.00
OFFICE EQUIPMENT	\$2,085.00	
TV, RADIOS, CAMERAS, ETC.	\$5,919.00	\$1,050.00
FIREARMS	\$9,940.00	\$3,715.00
HOUSEHOLD GOODS	\$1,588.00	
CONSUMABLE GOODS	\$1,558.00	\$696.00
LIVESTOCK		
MISCELLANEOUS	\$45,348.00	\$9,394.00
GRAND TOTAL	\$276,837.00	\$187,196.00





AGE, SEX AND RACE OF PERSONS ARRESTED

UNDER 18 YEARS OF AGE

OFFENSE	CLASS	SEX	***** AGE *****					***** RACE *****					
			12/ UNDER	13 14	15	16	17	TOTAL UNDER 18	WHITE	BLACK	IND	ASIAN	
MURDER	01A	M F											
MANSLAUGHTER	01B	M F											
RAPE	02	M F											
ROBBERY	03	M F											
AGG. ASSAULT	04	M F											
BURGLARY	05	M F	2	5	2	4		13		13			
LARCENY	06	M F	5	9	5	16	3	38					
				5	1	1	1	8	44			2	
MV. THEFT	07	M F		5	1			6		6			
OTH. ASSLT.	08	M F	1	3	6	2	1	13		12		1	
ARSON	09	M F	1	1				2		2			
FORGERY	10	M F			1	4		5		5			
FRAUD	11	M F											
EMBEZZLEMENT	12	M F											
STOLEN PROPERTY	13	M F											
VANDALISM	14	M F	3	11	6	84	2	106					
			3	4		1		8	112			2	
WEAPONS	15	M F											
PROSTITUTION	16	M F											
SEX OFFENSES	17	M F											
SALE/MANUFACTURE OF DRUGS													
NARCOTICS	18A	M F											
MARIJUANA	18B	M F											
SYNTHETIC NARCOTICS	18C	M F											

AGE, SEX AND RACE OF PERSONS ARRESTED

UNDER 18 YEARS OF AGE

OFFENSE	CLASS	SEX	***** AGE *****					***** RACE *****				
			12/ UNDER	13 14	15	16	17	TOTAL UNDER 18	WHITE	BLACK	IND	ASIAN
OTHER NON-NARCOTIC	18D	M F										
-----												
POSSESSION OF DRUGS												
-----												
NARCOTICS	18E	M F										
MARIJUANA	18F	M F			1		2	3		2		1
-----												
SYNTHETIC NARCOTICS	18G	M F										
-----												
OTHER NON-NARCOTIC	18H	M F										
-----												
GAMBLING												
-----												
BOOKMAKING	19A	M F										
-----												
NUMBERS	19B	M F										
-----												
OTHER GAMBLING	19C	M F										
-----												
FAMILY/CHILD	20	M F										
-----												
DRIV. INFLC.	21	M F					1	1	1	2		
-----												
LIQUOR	22	M F			2	1	9	12				4
-----												
DISORDERLY	24	M F						2	2		1	1
-----												
ALL OTHER	26	M F	1	7	5	2	3	18				
-----												
CURFEW	28	M F										
-----												
RUN-AWAYS	29	M F										
-----												
		M	13	41	29	113	23	219				
		F	4	12	3	7	3	29	234		14	
-----												
GRAND TOTAL			17	53	32	120	26	248	234		14	

RETURN OF ARSON OFFENSES KNOWN TO LAW ENFORCEMENT

(1) PROPERTY CLASSIFICATION	(2) OFFENSES REPORTED OR KNOWN	(3) UNFOUNDED, FALSE OR BASELESS	(4) NUMBER OF ACTUAL OFFENSES	(5) CLEARED BY ARREST OR EXCEPTION	(6) CLEARANCES INVOLVING ONLY PERSONS < 18	(7) NORMALLY UNUSED STRUCTURES	(8) ESTIMATED VALUE OF DAMAGE
-----							
STRUCTURAL							
SINGLE OCCUP RESIDENT							
OTHER RESIDENTIAL							
STORAGE							
INDUSTRIAL/MANUFACTUR							
OTHER COMMERCIAL							
COMMUNITY/PUBLIC							
ALL OTHER STRUCTURES							
TOTAL:							
-----							
MOBILE							
MOTOR VEHICLES	1		1	1	1	1	
OTHER MOBILE PROPERTY							
TOTAL:	1		1	1	1	1	
-----							
OTHER							
OTHER	1		1			1	
TOTAL:	1		1			1	
-----							
GRAND TOTAL	2		2	1	1	2	

AGENCY: Ketchikan PD

MONTHS OF 1/92 to 12/92

OFFENSES KNOWN TO POLICE

CLASSIFICATION OF OFFENSES	OFFENSES REPORTED OR KNOWN	UNFOUNDED FALSE OR BASELESS	NUMBER OF ACTUAL OFFENSES	** OFFENSES CLEARED ** BY ARREST OR EXCEPTION	
				TOTAL	JUVENILES ONLY
<hr/>					
CRIMINAL HOMICIDE					
MURDER & NONNEG MANSL	1		1	1	
MANSL BY NEGLIGENCE					
TOTAL	1		1	1	
<hr/>					
FORCIBLE RAPE					
RAPE BY FORCE	27	1	26	12	3
ATTMPTD FORCABLE RAPE	6		6	1	
TOTAL	33	1	32	13	3
<hr/>					
ROBBERY					
FIREARM			1		
KNIFE/CUTTING INSTRMT	1		1		
OTHR DANGEROUS WEAPON					
STRONG-ARM (HANDS, FISTS)	3		3		
TOTAL	4		4		
<hr/>					
ASSAULT					
FIREARM	8		8	4	
KNIFE OR CUTTING INSTR.	10		10	7	1
OTHER DANGEROUS WEAPON	7	1	6	2	
HANDS, FIST, FEET, AGGRAVTD	1	1			
OTHER ASSAULTS - SIMPLE	361	24	337	167	25
TOTAL	387	26	361	180	26
<hr/>					
BURGLARY					
FORCIBLE ENTRY	34		34	11	5
UNLAWFUL ENTRY - NO FORCE	20	1	19	6	4
ATTEMPTED FORCIBLE ENTRY	7	1	6	1	
TOTAL	61	2	59	18	9
<hr/>					
LARCENY					
THEFT(EX MOTOR VEHICLES)	613	12	601	109	62
TOTAL	613	12	601	109	62
<hr/>					
MOTOR VEHICLE THEFT					
AUTOS	43	2	41	6	2
TRUCKS AND BUSES	33	4	29	2	2
OTHER VEHICLES	7	1	6	4	3
TOTAL	83	7	76	12	7
<hr/>					
GRAND TOTAL	1182	48	1134	333	107

PROPERTY STOLEN BY CLASSIFICATION

CLASSIFICATION OF OFFENSES	NUMBER OF ACTUAL OFFENSES	VALUE OF PROPERTY STOLEN
<hr/>		
MURDER/MANSLAUGHTER		
MURDER/NONNEG MANSLAUGHTER	1	
	TOTAL	1
<hr/>		
RAPE		
FORCIBLE RAPE	32	
	TOTAL	32
<hr/>		
ROBBERY		
HIGHWAY (STRT,ALLEYS,ETC)		
COMMERCIAL HOUSE		
GAS OR SERVICE STATION		
CHAIN STORE		
RESIDENCE	1	
BANK		
MISCELLANEOUS	3	
	TOTAL	4
<hr/>		
BURGLARY		
RESIDENCE (DWELLING)		
NIGHT (6PM - 6AM)	3	
DAY (6AM - 6PM)	6	
UNKNOWN	8	
NON-RESIDENCE (STORE ETC)		
NIGHT (6PM - 6AM)	32	
DAY (6AM - 6PM)		
UNKNOWN	10	
	TOTAL	59
<hr/>		
LARCENIES BY VALUE (EX MV)		
\$200 AND OVER	198	
\$50 TO \$200	187	
UNDER \$50	216	
<hr/>		
LARCENIES BY TYPE		
POCKET - PICKING		4
PURSE - SNATCHING		3
SHOPLIFTING		74
FROM MOTOR VEHICLES		151
MOTOR VEH. PARTS & ACC.		18
BICYCLES		61
FROM BUILDINGS (EX C & H)		168
FROM ANY COIN-OP MACHINES		3
ALL OTHER		119
	TOTAL	601
<hr/>		
MOTOR VEHICLE THEFTS		
MOTOR VEHICLE THEFTS	76	
<hr/>		
MOTOR VEHICLES RECOVERED		
STOLEN & REC'D LOCALLY		
STOLEN LOC & REC'D OTHER		
STOLEN OTHER & RECD LOCAL		
	TOTAL	76
<hr/>		
GRAND TOTAL	773	



AGENCY: Klawock PD

MONTHS OF 1/92 to 12/92

OFFENSES KNOWN TO POLICE

CLASSIFICATION OF OFFENSES	OFFENSES REPORTED OR KNOWN	UNFOUNDED FALSE OR BASELESS	NUMBER OF ACTUAL OFFENSES	** OFFENSES CLEARED ** BY ARREST OR EXCEPTION JUVENILES	
				TOTAL	ONLY
-----					
CRIMINAL HOMICIDE					
MURDER & NONNEG MANSL					
MANSL BY NEGLIGENCE					
TOTAL					
-----					
FORCIBLE RAPE					
RAPE BY FORCE					
ATTMPTD FORCABLE RAPE					
TOTAL					
-----					
ROBBERY					
FIREARM					
KNIFE/CUTTING INSTRMT					
OTHR DANGEROUS WEAPON					
STRONG-ARM (HANDS, FISTS)					
TOTAL					
-----					
ASSAULT					
FIREARM	1		1	1	
KNIFE OR CUTTING INSTR.					
OTHER DANGEROUS WEAPON					
HANDS, FIST, FEET, AGGRAVTD	1		1		
OTHER ASSAULTS - SIMPLE	60		60	21	
TOTAL	62		62	22	
-----					
BURGLARY					
FORCIBLE ENTRY	3		3		
UNLAWFUL ENTRY - NO FORCE	5		5	1	
ATTEMPTED FORCIBLE ENTRY	3		3		
TOTAL	11		11	1	
-----					
LARCENY					
THEFT(EX MOTOR VEHICLES)	52	3	49	7	1
TOTAL	52	3	49	7	1
-----					
MOTOR VEHICLE THEFT					
AUTOS	2	1	1	1	
TRUCKS AND BUSES					
OTHER VEHICLES					
TOTAL	2	1	1	1	
-----					
GRAND TOTAL	127	4	123	31	1

PROPERTY STOLEN BY CLASSIFICATION

CLASSIFICATION OF OFFENSES	NUMBER OF ACTUAL OFFENSES		VALUE OF PROPERTY STOLEN	
MURDER/MANSLAUGHTER MURDER/NONNEG MANSLAUGHTER				
TOTAL				
RAPE FORCIBLE RAPE				
TOTAL				
ROBBERY HIGHWAY (STRT, ALLEYS, ETC) COMMERCIAL HOUSE GAS OR SERVICE STATION CHAIN STORE RESIDENCE BANK MISCELLANEOUS				
TOTAL				
BURGLARY RESIDENCE (DWELLING) NIGHT (6PM - 6AM) DAY (6AM - 6PM) UNKNOWN NON-RESIDENCE (STORE ETC) NIGHT (6PM - 6AM) DAY (6AM - 6PM) UNKNOWN				
TOTAL				
LARCENIES BY VALUE (EX MV) \$200 AND OVER \$50 TO \$200 UNDER \$50				
TOTAL				
LARCENIES BY TYPE POCKET - PICKING PURSE - SNATCHING SHOPLIFTING FROM MOTOR VEHICLES MOTOR VEH. PARTS & ACC. BICYCLES FROM BUILDINGS (EX C & H) FROM ANY COIN-OP MACHINES ALL OTHER				
TOTAL				
MOTOR VEHICLE THEFTS MOTOR VEHICLE THEFTS				
MOTOR VEHICLES RECOVERED STOLEN & REC'D LOCALLY STOLEN LOC & REC'D OTHER STOLEN OTHER & RECD LOCAL				
TOTAL				
GRAND TOTAL				

PROPERTY STOLEN/RECOVERED BY TYPE

TYPE OF PROPERTY	VALUE OF PROPERTY STOLEN	VALUE OF PROPERTY RECOVERED
CURRENCY, NOTES, ETC.	\$8,515.00	\$3,699.00
JEWELRY & PRECIOUS METALS		
CLOTHING AND FURS	\$300.00	
LOCALLY STOLEN MOTOR VEH.		
OFFICE EQUIPMENT		
TV, RADIOS, CAMERAS, ETC.	\$1,400.00	\$200.00
FIREARMS	\$550.00	\$350.00
HOUSEHOLD GOODS		
CONSUMABLE GOODS	\$327.00	
LIVESTOCK		
MISCELLANEOUS	\$15,791.00	\$10,265.00
GRAND TOTAL	\$26,883.00	\$14,514.00





AGE, SEX AND RACE OF PERSONS ARRESTED

UNDER 18 YEARS OF AGE

OFFENSE	CLASS	SEX	***** AGE *****					***** RACE *****				
			12/ UNDER	13 14	15	16	17	TOTAL UNDER 18	WHITE	BLACK	IND	ASIAN
MURDER	01A	M F										
MANSLAUGHTER	01B	M F										
RAPE	02	M F										
ROBBERY	03	M F										
AGG. ASSAULT	04	M F					1	1				1
BURGLARY	05	M F	1	1		1		3				4
LARCENY	06	M F		1	1	1		3				3
MV. THEFT	07	M F										
OTH. ASSLTs.	08	M F			2		1	3				4
ARSON	09	M F										
FORGERY	10	M F										
FRAUD	11	M F										
EMBEZZLEMENT	12	M F										
STOLEN PROPERTY	13	M F										
VANDALISM	14	M F	2	2	1	2	1	8				8
WEAPONS	15	M F			1		1	2		1		1
PROSTITUTION	16	M F										
SEX OFFENSES	17	M F										
SALE/MANUFACTURE OF DRUGS												
NARCOTICS	18A	M F										
MARIJUANA	18B	M F										
SYNTHETIC NARCOTICS	18C	M F										

AGE, SEX AND RACE OF PERSONS ARRESTED

UNDER 18 YEARS OF AGE

OFFENSE	CLASS	SEX	***** AGE *****					***** RACE *****				
			12/ UNDER	13 14	15	16	17	TOTAL UNDER 18	WHITE	BLACK	IND	ASIAN
OTHER NON-NARCOTIC	18D	M F										
-----												
POSSESSION OF DRUGS												
-----												
NARCOTICS	18E	M F										
MARIJUANA	18F	M F										
SYNTHETIC NARCOTICS	18G	M F										
OTHER NON-NARCOTIC	18H	M F										
-----												
GAMBLING												
-----												
BOOKMAKING	19A	M F										
NUMBERS	19B	M F										
OTHER GAMBLING	19C	M F										
-----												
FAMILY/CHILD	20	M F										
-----												
DRIV. INFLC.	21	M F										
-----												
LIQUOR	22	M F		2 6	2	7 1	12 3	23 10		9		24
-----												
DISORDERLY	24	M F										
-----												
ALL OTHER	26	M F	4 1	1	3	1	4	13 1		4		10
-----												
CURFEW	28	M F		1	2		2 1	4 4		2		6
-----												
RUN-AWAYS	29	M F										
-----												
		M	7	7	10	14	22	60				
		F	2	9		2	4	17	16			61
-----												
GRAND TOTAL			9	16	10	16	26	77	16			61

AGENCY: Klawock PD

YEAR ENDING 1992

LAW ENFORCEMENT OFFICERS KILLED OR ASSAULTED

TYPE OF ACTIVITY	TOTAL	KNIFE OTHER		HANDS	TWO	ONE MAN	DETECT OR		OTHER		POLICE			
	ASSLTS	OTHER	DANGER	FIST	MAN	VEHICLE	SPECIAL	ASSIGN	ALONE	ASSIST	ASSAULTS			
	WEAPON	FIREARM	INSTR	WEAPON	FEET	VEH	ALONE	ASSIST	ALONE	ASSIST	ALONE	ASSIST	CLEARED	
	(A)	(B)	(C)	(D)	(E)	(F)	(G)	(H)	(I)	(J)	(K)	(L)	(M)	
RESPOND TO DISTURB CALL	1				1			1						
BURGLARIES IN PROGRESS														
ROBBERIES IN PROGRESS														
ATTEMPTING OTHER ARREST														
CIVIL DISORDER														
HANDLING/TRANS PRISONER														
INVEST SUSP. PERSON/CIR														
AMBUSH - NO WARNING														
MENTALLY DERANGED														
TRAFFIC PURSUITS/STOPS														
OTHER														
TOTAL	1				1			1						
NUMBER W/ PERSONAL INJU														
NUMBER W/O PERSONAL INJ	1				1									
TIME OF ASSAULTS		12 AM	2 AM	4 AM	6 AM	8 AM	10 AM	NOON	2 PM	4 PM	6 PM	8 PM	10 PM	UNKNOWN
		1												

OFFICERS KILLED BY FELONIOUS ACTS:  
 OFFICERS KILLED BY ACCIDENT OR NEGLIGENCE:

TOTAL OFFICERS KILLED:



AGENCY: Kodiak PD

MONTHS OF 1/92 to 12/92

OFFENSES KNOWN TO POLICE

CLASSIFICATION OF OFFENSES	OFFENSES REPORTED OR KNOWN	UNFOUNDED FALSE OR BASELESS	NUMBER OF ACTUAL OFFENSES	** OFFENSES CLEARED ** BY ARREST OR EXCEPTION	
				TOTAL	JUVENILES ONLY
CRIMINAL HOMICIDE					
MURDER & NONNEG MANSL					
MANSL BY NEGLIGENCE					
TOTAL					
-----					
FORCIBLE RAPE					
RAPE BY FORCE	3		3		
ATTMPTD FORCABLE RAPE					
TOTAL					
-----					
ROBBERY					
FIREARM	2		2		
KNIFE/CUTTING INSTRMT	1		1		
OTHR DANGEROUS WEAPON					
STRONG-ARM (HANDS, FISTS)					
TOTAL					
-----					
ASSAULT					
FIREARM	2		2		
KNIFE OR CUTTING INSTR.	5	1	4		
OTHER DANGEROUS WEAPON	1		1	1	
HANDS, FIST, FEET, AGGRAVTD	5		5	4	
OTHER ASSAULTS - SIMPLE	162		162	60	2
TOTAL					
-----					
BURGLARY					
FORCIBLE ENTRY	69		69	9	
UNLAWFUL ENTRY - NO FORCE	6		6	2	
ATTEMPTED FORCIBLE ENTRY					
TOTAL					
-----					
LARCENY					
THEFT(EX MOTOR VEHICLES)	432	1	431	91	4
TOTAL					
-----					
MOTOR VEHICLE THEFT					
AUTOS	41		41	4	
TRUCKS AND BUSES					
OTHER VEHICLES	1		1		
TOTAL					
-----					
GRAND TOTAL					
	730	2	728	171	6

PROPERTY STOLEN BY CLASSIFICATION

CLASSIFICATION OF OFFENSES	NUMBER OF ACTUAL OFFENSES	VALUE OF PROPERTY STOLEN
MURDER/MANSLAUGHTER MURDER/NONNEG MANSLAUGHTER		
TOTAL		
RAPE		
FORCIBLE RAPE	3	
TOTAL		
3		
ROBBERY		
HIGHWAY (STRT, ALLEYS, ETC)	1	
COMMERCIAL HOUSE	2	
GAS OR SERVICE STATION		
CHAIN STORE		
RESIDENCE		
BANK		
MISCELLANEOUS		
TOTAL		
3		
BURGLARY		
RESIDENCE (DWELLING)		
NIGHT (6PM - 6AM)	8	
DAY (6AM - 6PM)	12	
UNKNOWN	3	
NON-RESIDENCE (STORE ETC)		
NIGHT (6PM - 6AM)	13	
DAY (6AM - 6PM)	36	
UNKNOWN	3	
TOTAL		
75		
LARCENIES BY VALUE (EX MV)		
\$200 AND OVER		
\$50 TO \$200		
UNDER \$50	431	
LARCENIES BY TYPE		
POCKET - PICKING		
PURSE - SNATCHING		
SHOPLIFTING		31
FROM MOTOR VEHICLES		33
MOTOR VEH. PARTS & ACC.		9
BICYCLES		57
FROM BUILDINGS (EX C & H)		16
FROM ANY COIN-OP MACHINES		
ALL OTHER		285
TOTAL		
431		431
MOTOR VEHICLE THEFTS		
MOTOR VEHICLE THEFTS	42	
MOTOR VEHICLES RECOVERED		
STOLEN & REC'D LOCALLY		
STOLEN LOC & REC'D OTHER		
STOLEN OTHER & RECD LOCAL		
TOTAL		
42		
GRAND TOTAL		
554		



AGE, SEX AND RACE OF PERSON ARRESTED  
18 YEARS OF AGE AND OVER

OFFENSE	CLASS	SEX	A G E														R A C E						
			18	19	20	21	22	23	24	25	30	35	40	45	50	55	60	65	TOTAL	WIT	BLK	IND	ASN
			29	34	39	44	49	54	59	64	OV												
MURDER	01A	F																					
MANSLAUGHTER	01B	F																					
RAPE	02	F																					
ROBBERY	03	F																					
AGG. ASSAULT	04	F		1					1		2	1						5					
BURGLARY	05	F	2				1		1	1	2	1						8					
LARCENY	06	F	7	3	2		4	3	14	10	8	11	1	2		1		66			8	14	
MV. THEFT	07	F			1				1									2			1		
OTH. ASSLT.	08	F	3	1		1	1	3	3	11	16	8	4	3		1		55			12	9	
ARSON	09	F							1									1					
FORGERY	10	F																					
FRAUD	11	F									1							1			1		
EMBEZZLEMENT	12	F																					
STOLEN PROPERTY	13	F																					
VANDALISM	14	F		1	1	1		1		2	3	3	1					13			3	2	
WEAPONS	15	F		1							3	1						5			1	2	
PROSTITUTION	16	F																					
SEX OFFENSES	17	F							1	1	1							3			1		
SALE/MANUFACTURE OF DRUGS																							
NARCOTICS	18A	F				1	1		1		1	1	1					6			1		
MARIJUANA	18B	F									1							1					

AGE, SEX AND RACE OF PERSON ARRESTED

18 YEARS OF AGE AND OVER

OFFENSE	CLASS	SEX	A G E													TOTAL	R A C E					
			18	19	20	21	22	23	24	25	30	35	40	45	50		55	60	65	OV	WIT	BLK
-----																						
SYNTHETIC NARCOTICS	M																					
	18C	F																				
-----																						
OTHER NON-NARCOTIC	M																					
	18D	F																				
-----																						
POSSESSION OF DRUGS																						
-----																						
NARCOTICS	M			1		1				1											3	
	18I	F																				2
-----																						
MARIJUANA	M				1			1		1	2	2									7	
	18f	F									1										1	7
-----																						
SYNTHETIC NARCOTICS	M																					
	18G	F																				
-----																						
OTHER NON-NARCOTIC	M																					
	18H	F																				
-----																						
GAMBLING																						
-----																						
BOOKMAKING	M																					
	19A	F																				
-----																						
NUMBERS	M																					
	19B	F																				
-----																						
OTHER GAMBLING	M																					
	19C	F																				
-----																						
FAMILY/CHILD																						
	20	F																				
-----																						
DRIV. INFLC.	M		3	4	2	5	8	5	9	15	21	17	9	3	2	1					1	105
	21	F			1	1				1	3	4	1	1								13
-----																						
LIQUOR	M		8	12	6	1									1							28
	22	F	1		2																	3
-----																						
DISORDERLY	M		1	1		2	3	3		11	8	4	6	1								40
	24	F						1		3	1											5
-----																						
ALL OTHER	M		4	19	23	29	28	14	26	86	60	60	45	17	14	1	1	1				428
	26	F	1	3	3		2		4	6	11	8		1								39
-----																						
			28	44	36	41	46	30	39	147	126	109	79	26	19	3	2	2				777
			2	3	7	1	3	1	5	13	20	10	4	1	2							72
-----																						
GRAND TOTAL			30	47	43	42	49	31	44	160	146	119	83	27	21	3	2	2				849
																						581
																						4
																						129
																						135

AGE, SEX AND RACE OF PERSONS ARRESTED

UNDER 18 YEARS OF AGE

OFFENSE	CLASS	SEX	***** AGE *****					***** RACE *****				
			12/ UNDER	13 14	15	16	17	TOTAL UNDER 18	WHITE	BLACK	IND	ASIAN
MURDER	01A	M F										
MANSLAUGHTER	01B	M F										
RAPE	02	M F										
ROBBERY	03	M F										
AGG. ASSAULT	04	M F										
BURGLARY	05	M F										
LARCENY	06	M F	1	4 1		1		5 3	6		2	
MV. THEFT	07	M F										
OTH. ASSLTs.	08	M F		1	2	1		4 2	5			1
ARSON	09	M F										
FORGERY	10	M F										
FRAUD	11	M F										
EMBEZZLEMENT	12	M F										
STOLEN PROPERTY	13	M F										
VANDALISM	14	M F		2	1	2		5	2		1	2
WEAPONS	15	M F		2		1		3	1			2
PROSTITUTION	16	M F										
SEX OFFENSES	17	M F										
SALE/MANUFACTURE OF DRUGS												
NARCOTICS	18A	M F										
MARIJUANA	18B	M F					1	1	1			
SYNTHETIC NARCOTICS	18C	M F										

AGE, SEX AND RACE OF PERSONS ARRESTED  
UNDER 18 YEARS OF AGE

OFFENSE	CLASS	SEX	***** AGE *****					***** RACE *****				
			12/ UNDER	13 14	15	16	17	TOTAL UNDER 18	WHITE	BLACK	IND	ASIAN
OTHER NON-NARCOTIC	18D	M F										
-----												
POSSESSION OF DRUGS												
-----												
NARCOTICS	18E	M F										
MARIJUANA	18F	M F			1		1	1	1	1		1
-----												
SYNTHETIC NARCOTICS	18G	M F										
-----												
OTHER NON-NARCOTIC	18H	M F										
-----												
GAMBLING												
-----												
BOOKMAKING	19A	M F										
-----												
NUMBERS	19B	M F										
-----												
OTHER GAMBLING	19C	M F										
-----												
FAMILY/CHILD	20	M F										
-----												
DRIV. INFLC.	21	M F										
-----												
LIQUOR	22	M F		1 2	1	2 1	1 1	4 5		6		3
-----												
DISORDERLY	24	M F					1	1	1			
-----												
ALL OTHER	26	M F		4	1	1	1	6 1		6		1
-----												
CURFEW	28	M F			1			1 1		1		1
-----												
RUN-AWAYS	29	M F										
-----												
		M		14	5	9	2	30				
		F	1	3	2	2	6	14	30		8	6
-----												
GRAND TOTAL			1	17	7	11	8	44	30		8	6

AGENCY: Kodiak PD

YEAR ENDING 1992

LAW ENFORCEMENT OFFICERS KILLED OR ASSAULTED

TYPE OF ACTIVITY	TOTAL	KNIFE OTHER		HANDS	TWO	ONE MAN		DETECT OR		OTHER		POLICE	
	ASSLTS	WEAPON	FIREARM	INSTR	WEAPON	FEET	MAN	VEH	ALONE	ASSIST	ALONE	ASSIST	ASSAULTS
	(A)	(B)	(C)	(D)	(E)	(F)	(G)	(H)	(I)	(J)	(K)	(L)	(M)
RESPOND TO DISTURB CALL	2				2				2				2
BURGLARIES IN PROGRESS													
ROBBERIES IN PROGRESS													
ATTEMPTING OTHER ARREST													
CIVIL DISORDER													
HANDLING/TRANS PRISONER													
INVEST SUSP. PERSON/CIR													
AMBUSH - NO WARNING													
MENTALLY DERANGED													
TRAFFIC PURSUITS/STOPS													
OTHER													
TOTAL	2				2				2				2
NUMBER W/ PERSONAL INJU	1				1								
NUMBER W/O PERSONAL INJ	1				1								
TIME OF ASSAULTS	1								1				

OFFICERS KILLED BY FELONIOUS ACTS:

OFFICERS KILLED BY ACCIDENT OR NEGLIGENCE:

TOTAL OFFICERS KILLED:



RETURN OF ARSON OFFENSES KNOWN TO LAW ENFORCEMENT

(1) PROPERTY CLASSIFICATION	(2) OFFENSES REPORTED OR KNOWN	(3) UNFOUNDED, FALSE OR BASELESS	(4) NUMBER OF ACTUAL OFFENSES	(5) CLEARED BY ARREST OR EXCEPTION	(6) CLEARANCES INVOLVING ONLY PERSONS < 18	(7) NORMALLY UNUSED STRUCTURES	(8) ESTIMATED VALUE OF DAMAGE
<hr/>							
STRUCTURAL							
SINGLE OCCUP RESIDENT	2		2	1		2	
OTHER RESIDENTIAL							
STORAGE							
INDUSTRIAL/MANUFACTUR							
OTHER COMMERCIAL							
COMMUNITY/PUBLIC							
ALL OTHER STRUCTURES							
TOTAL:	2		2	1		2	
<hr/>							
MOBILE							
MOTOR VEHICLES							
OTHER MOBILE PROPERTY							
TOTAL:							
<hr/>							
OTHER							
OTHER							
TOTAL:							
<hr/>							
GRAND TOTAL	2		2	1		2	



AGENCY: Kotzebue PD

MONTHS OF 1/92 to 12/92

OFFENSES KNOWN TO POLICE

CLASSIFICATION OF OFFENSES -----	OFFENSES REPORTED OR KNOWN	UNFOUNDED FALSE OR BASELESS	NUMBER OF ACTUAL OFFENSES	** OFFENSES CLEARED **	
				TOTAL	BY ARREST OR EXCEPTION JUVENILES ONLY
CRIMINAL HOMICIDE					
MURDER & NONNEG MANSL					
MANSL BY NEGLIGENCE					
TOTAL					
-----					
FORCIBLE RAPE					
RAPE BY FORCE					
ATTEMPTD FORCABLE RAPE					
TOTAL					
-----					
ROBBERY					
FIREARM					
KNIFE/CUTTING INSTRMT					
OTHR DANGEROUS WEAPON					
STRONG-ARM (HANDS, FISTS)					
TOTAL					
-----					
ASSAULT					
FIREARM					
KNIFE OR CUTTING INSTR.					
OTHER DANGEROUS WEAPON					
HANDS, FIST, FEET, AGGRAVTD					
OTHER ASSAULTS - SIMPLE	182	9	173	176	
TOTAL	182	9	173	176	
-----					
BURGLARY					
FORCIBLE ENTRY	17	1	16	5	
UNLAWFUL ENTRY - NO FORCE	12		12	4	
ATTEMPTED FORCIBLE ENTRY	1		1	1	
TOTAL	30	1	29	10	
-----					
LARCENY					
THEFT(EX MOTOR VEHICLES)	143	5	138	95	
TOTAL	143	5	138	95	
-----					
MOTOR VEHICLE THEFT					
AUTOS	82	7	75	61	
TRUCKS AND BUSES					
OTHER VEHICLES					
TOTAL	82	7	75	61	
-----					
GRAND TOTAL	437	22	415	342	

PROPERTY STOLEN BY CLASSIFICATION

CLASSIFICATION OF OFFENSES	NUMBER OF ACTUAL OFFENSES		VALUE OF PROPERTY STOLEN	
MURDER/MANSLAUGHTER MURDER/NONNEG MANSLAUGHTER				
TOTAL				
RAPE FORCIBLE RAPE				
TOTAL				
ROBBERY HIGHWAY (STRT,ALLEYS,ETC) COMMERCIAL HOUSE GAS OR SERVICE STATION CHAIN STORE RESIDENCE BANK MISCELLANEOUS				
TOTAL				
BURGLARY RESIDENCE (DWELLING) NIGHT (6PM - 6AM) DAY (6AM - 6PM) UNKNOWN NON-RESIDENCE (STORE ETC) NIGHT (6PM - 6AM) DAY (6AM - 6PM) UNKNOWN				
TOTAL				
LARCENIES BY VALUE (EX MV) \$200 AND OVER \$50 TO \$200 UNDER \$50				
TOTAL				
LARCENIES BY TYPE POCKET - PICKING PURSE - SNATCHING SHOPLIFTING FROM MOTOR VEHICLES MOTOR VEH. PARTS & ACC. BICYCLES FROM BUILDINGS (EX C & H) FROM ANY COIN-OP MACHINES ALL OTHER				
TOTAL				
MOTOR VEHICLE THEFTS MOTOR VEHICLE THEFTS				
MOTOR VEHICLES RECOVERED STOLEN & REC'D LOCALLY STOLEN LOC & REC'D OTHER STOLEN OTHER & RECD LOCAL				
TOTAL				
GRAND TOTAL				

PROPERTY STOLEN/RECOVERED BY TYPE

TYPE OF PROPERTY	VALUE OF PROPERTY STOLEN	VALUE OF PROPERTY RECOVERED
CURRENCY, NOTES, ETC.	\$5,130.00	\$130.00
JEWELRY & PRECIOUS METALS	\$1,200.00	
CLOTHING AND FURS	\$1,185.00	\$640.00
LOCALLY STOLEN MOTOR VEH.	\$126,650.00	\$70,513.00
OFFICE EQUIPMENT		
TV, RADIOS, CAMERAS, ETC.	\$2,365.00	\$100.00
FIREARMS	\$1,568.00	
HOUSEHOLD GOODS		
CONSUMABLE GOODS	\$1,820.00	\$431.00
LIVESTOCK		
MISCELLANEOUS	\$15,786.00	\$2,813.00
<hr/>		
GRAND TOTAL	\$155,704.00	\$74,627.00



AGE SEX AND RACE OF PERSON ARRESTED

18 YEARS OF AGE AND OVER

OFFENSE	CLASS	SEX	A G E													TOTAL	R A C E							
			18	19	20	21	22	23	24	25	30	35	40	45	50		55	60	65	OV	WHT	BLK	IND	ASN
-----																								
SYNTHETIC NARCOTICS	W																							
18C	F																							
-----																								
OTHER NON-NARCOTIC	W																							
18D	F																							
-----																								
POSSESSION OF DRUGS																								
-----																								
NARCOTICS	W																							
18E	F																							
-----																								
MARIJUANA	W									1			1								2			
18F	F																					2		
-----																								
SYNTHETIC NARCOTICS	W																							
18G	F																							
-----																								
OTHER NON-NARCOTIC	W																							
18H	F																							
-----																								
GAMBLING																								
-----																								
BOOKMAKING	W																							
19A	F																							
-----																								
NUMBERS	W																							
19B	F																							
-----																								
OTHER GAMBLING	W																							
19C	F																							
-----																								
FAMILY/CHILD	W										1				1						2			
20	F										1										1	1	2	
-----																								
DRIV INFLC.	W				1		4	1		10	11	4	1		1	1	1	1			36			
21	F					1				2	1	1									5	2	38	1
-----																								
LIQUOR	W	2	8	2	1	2	1			2	2	4			1						25			
22	F		4							4	1	1	1								13	6	32	
-----																								
DISORDERLY	W	1	1	2			2	1	2	1		1									11			
24	F		1				1					1	1								4	3	12	
-----																								
ALL OTHER	W	3	4	6	5	3	5	5	21	16	11	7	1								87			
26	F		1	2		1		1	2	4	6		1	2							20	6	101	
-----																								
		8	20	19	14	19	12	8	67	56	45	23	5	4	2	1	2				305			
		1	6	2	1	7	2	1	8	11	12	3	1	3							58	39	323	1
-----																								
GRAND TOTAL		9	26	21	15	26	14	9	75	67	57	26	6	7	2	1	2				363	39	323	1

RETURN OF ARSON OFFENSES KNOWN TO LAW ENFORCEMENT

(1) PROPERTY CLASSIFICATION	(2) OFFENSES REPORTED OR KNOWN	(3) UNFOUNDED, FALSE OR BASELESS	(4) NUMBER OF ACTUAL OFFENSES	(5) CLEARED BY ARREST OR EXCEPTION	(6) CLEARANCES INVOLVING ONLY PERSONS < 18	(7) NORMALLY UNUSED STRUCTURES	(8) ESTIMATED VALUE OF DAMAGE
<b>STRUCTURAL</b>							
SINGLE OCCUP RESIDENT	1		1	1		1	
OTHER RESIDENTIAL							
STORAGE							
INDUSTRIAL/MANUFACTUR							
OTHER COMMERCIAL							
COMMUNITY/PUBLIC							
ALL OTHER STRUCTURES							
TOTAL:	1		1	1		1	
<b>MOBILE</b>							
MOTOR VEHICLES							
OTHER MOBILE PROPERTY							
TOTAL:							
<b>OTHER</b>							
OTHER							
TOTAL:							
GRAND TOTAL	1		1	1		1	



AGENCY: North Pole PD

MONTHS OF 1/92 to 12/92

OFFENSES KNOWN TO POLICE

CLASSIFICATION OF OFFENSES	OFFENSES REPORTED OR KNOWN	UNFOUNDED FALSE OR BASELESS	NUMBER OF ACTUAL OFFENSES	** OFFENSES CLEARED **	
				TOTAL	BY ARREST OR EXCEPTION JUVENILES ONLY
CRIMINAL HOMICIDE					
MURDER & NONNEG MANSL					
MANSL BY NEGLIGENCE					
TOTAL					
-----					
FORCIBLE RAPE					
RAPE BY FORCE					
ATTMPTD FORCABLE RAPE					
TOTAL					
-----					
ROBBERY					
FIREARM	2		2	1	
KNIFE/CUTTING INSTRMT					
OTHR DANGEROUS WEAPON					
STRONG-ARM (HANDS, FISTS)	1		1		
TOTAL					
-----					
ASSAULT					
FIREARM	4		4	2	
KNIFE OR CUTTING INSTR.	2		2	1	
OTHER DANGEROUS WEAPON					
HANDS, FIST, FEET, AGGRAVTD	6	1	5	4	
OTHER ASSAULTS - SIMPLE	37	1	36	24	
TOTAL					
-----					
BURGLARY					
FORCIBLE ENTRY	19	1	18		
UNLAWFUL ENTRY - NO FORCE	3		3	2	
ATTEMPTED FORCIBLE ENTRY					
TOTAL					
-----					
LARCENY					
THEFT(EX MOTOR VEHICLES)	120	1	119	31	
TOTAL					
-----					
MOTOR VEHICLE THEFT					
AUTOS	9	2	7	2	
TRUCKS AND BUSES	1		1	1	
OTHER VEHICLES					
TOTAL					
-----					
GRAND TOTAL					
	204	6	198	68	

PROPERTY STOLEN BY CLASSIFICATION

CLASSIFICATION OF OFFENSES	NUMBER OF ACTUAL OFFENSES	VALUE OF PROPERTY STOLEN
MURDER/MANSLAUGHTER MURDER/NONNEG MANSLAUGHTER		
TOTAL		
RAPE FORCIBLE RAPE		
TOTAL		
ROBBERY		
HIGHWAY (STRT,ALLEYS,ETC)	1	\$30.00
COMMERCIAL HOUSE	1	\$796.00
GAS OR SERVICE STATION		
CHAIN STORE	1	\$258.00
RESIDENCE		
BANK		
MISCELLANEOUS		
TOTAL 3 \$1,084.00		
BURGLARY		
RESIDENCE (DWELLING)		
NIGHT (6PM - 6AM)	5	\$1,118.00
DAY (6AM - 6PM)	2	\$2,480.00
UNKNOWN	2	\$1,170.00
NON-RESIDENCE (STORE ETC)		
NIGHT (6PM - 6AM)	3	
DAY (6AM - 6PM)	7	
UNKNOWN	2	\$820.00
TOTAL 21 \$5,588.00		
LARCENIES BY VALUE (EX MV)		
\$200 AND OVER	9	\$9,283.00
\$50 TO \$200	8	\$1,264.00
UNDER \$50	102	\$173.00
LARCENIES BY TYPE		
POCKET - PICKING	1	
PURSE - SNATCHING	2	
SHOPLIFTING	33	\$722.00
FROM MOTOR VEHICLES	15	\$6,424.00
MOTOR VEH. PARTS & ACC.		
BICYCLES	18	\$495.00
FROM BUILDINGS (EX C & H)	21	\$2,103.00
FROM ANY COIN-OP MACHINES	1	
ALL OTHER	28	\$976.00
TOTAL 119 119 \$10,720.00 \$10,720.00		
MOTOR VEHICLE THEFTS		
MOTOR VEHICLE THEFTS	8	
MOTOR VEHICLES RECOVERED		
STOLEN & REC'D LOCALLY		
STOLEN LOC & REC'D OTHER		
STOLEN OTHER & RECD LOCAL		
TOTAL 8		
GRAND TOTAL 151 \$17,392.00		

PROPERTY STOLEN/RECOVERED BY TYPE

TYPE OF PROPERTY	VALUE OF PROPERTY STOLEN	VALUE OF PROPERTY RECOVERED
CURRENCY, NOTES, ETC.	\$8,447.00	\$6,164.00
JEWELRY & PRECIOUS METALS	\$1,235.00	\$160.00
CLOTHING AND FURS	\$440.00	
LOCALLY STOLEN MOTOR VEH.	\$400.00	
OFFICE EQUIPMENT		
TV, RADIOS, CAMERAS, ETC.	\$3,019.00	\$1,000.00
FIREARMS	\$400.00	\$100.00
HOUSEHOLD GOODS		
CONSUMABLE GOODS	\$272.00	\$80.00
LIVESTOCK		
MISCELLANEOUS	\$3,179.00	\$519.00
GRAND TOTAL	\$17,392.00	\$8,023.00





AGE, SEX AND RACE OF PERSONS ARRESTED

UNDER 18 YEARS OF AGE

OFFENSE	CLASS	SEX	***** AGE *****					***** RACE *****					
			12/ UNDER	13 14	15	16	17	TOTAL UNDER 18	WHITE	BLACK	IND	ASIAN	
MURDER	01A	M F											
MANSLAUGHTER	01B	M F											
RAPE	02	M F											
ROBBERY	03	M F			2			2		2			
AGG. ASSAULT	04	M F		1				1		1			
BURGLARY	05	M F		2				2		2			
LARCENY	06	M F		9	3	4	2	18		19	1	1	1
MV. THEFT	07	M F											
OTH. ASSLT.	08	M F			2			2		2			
ARSON	09	M F											
FORGERY	10	M F											
FRAUD	11	M F											
EMBEZZLEMENT	12	M F											
STOLEN PROPERTY	13	M F											
VANDALISM	14	M F					1	1		1			
WEAPONS	15	M F											
PROSTITUTION	16	M F											
SEX OFFENSES	17	M F											
SALE/MANUFACTURE OF DRUGS													
NARCOTICS	18A	M F		2				2		2			
MARIJUANA	18B	M F		1				1		1			
SYNTHETIC NARCOTICS	18C	M F											

AGE, SEX AND RACE OF PERSONS ARRESTED

UNDER 18 YEARS OF AGE

OFFENSE	CLASS	SEX	***** AGE *****					***** RACE *****					
			12/ UNDER	13 14	15	16	17	TOTAL UNDER 18	WHITE	BLACK	IND	ASIAN	
OTHER NON-NARCOTIC	18D	M F											
-----													
POSSESSION OF DRUGS													
-----													
NARCOTICS	18E	M F											
MARIJUANA	18F	M F			1	1	1	3				4	
-----													
SYNTHETIC NARCOTICS	18G	M F											
-----													
OTHER NON-NARCOTIC	18H	M F											
-----													
GAMBLING													
-----													
BOOKMAKING	19A	M F											
-----													
NUMBERS	19B	M F											
-----													
OTHER GAMBLING	19C	M F											
-----													
FAMILY/CHILD	20	M F											
-----													
DRIV. INFLC.	21	M F			1			1					1
-----													
LIQUOR	22	M F			3		3	6					
-----													
DISORDERLY	24	M F											
-----													
ALL OTHER	26	M F			7	4	4	15					
-----													
CURFEW	28	M F											
-----													
RUN-AWAYS	29	M F											
-----													
		M		15	19	9	11	54					
		F	1	1	5	2	2	11	54	1	9	1	
-----													
GRAND TOTAL			1	16	24	11	13	65	54	1	9	1	

RETURN OF ARSON OFFENSES KNOWN TO LAW ENFORCEMENT

(1) PROPERTY CLASSIFICATION	(2) OFFENSES REPORTED OR KNOWN	(3) UNFOUNDED, FALSE OR BASELESS	(4) NUMBER OF ACTUAL OFFENSES	(5) CLEARED BY ARREST OR EXCEPTION	(6) CLEARANCES INVOLVING ONLY PERSONS < 18	(7) NORMALLY UNUSED STRUCTURES	(8) ESTIMATED VALUE OF DAMAGE
<hr/>							
STRUCTURAL							
SINGLE OCCUP RESIDENT	1		1			1	
OTHER RESIDENTIAL							
STORAGE							
INDUSTRIAL/MANUFACTUR							
OTHER COMMERCIAL							
COMMUNITY/PUBLIC	1		1			1	
ALL OTHER STRUCTURES							
TOTAL:	2		2			2	
<hr/>							
MOBILE							
MOTOR VEHICLES							
OTHER MOBILE PROPERTY	1		1				
TOTAL:	1		1				
<hr/>							
OTHER							
OTHER	2		2			1	
TOTAL:	2		2			1	
<hr/>							
GRAND TOTAL	5		5			3	



AGENCY: North Slope Borough

MONTHS OF 1/92 to 12/92

OFFENSES KNOWN TO POLICE

CLASSIFICATION OF OFFENSES	OFFENSES REPORTED OR KNOWN	UNFOUNDED FALSE OR BASELESS	NUMBER OF ACTUAL OFFENSES	** OFFENSES CLEARED **	
				TOTAL	BY ARREST OR EXCEPTION JUVENILES ONLY
<hr/>					
CRIMINAL HOMICIDE					
MURDER & NONNEG MANSL	4		4	4	
MANSL BY NEGLIGENCE					
TOTAL	4		4	4	
<hr/>					
FORCIBLE RAPE					
RAPE BY FORCE	21	1	20	16	
ATTMPTD FORCABLE RAPE	1		1	2	
TOTAL	22	1	21	18	
<hr/>					
ROBBERY					
FIREARM					
KNIFE/CUTTING INSTRMT					
OTHR DANGEROUS WEAPON					
STRONG-ARM (HANDS, FISTS)	1		1	1	
TOTAL	1		1	1	
<hr/>					
ASSAULT					
FIREARM	5		5	4	
KNIFE OR CUTTING INSTR.	10	1	9	9	2
OTHER DANGEROUS WEAPON	13		13	19	
HANDS, FIST, FEET, AGGRAVTD	57	2	55	59	8
OTHER ASSAULTS - SIMPLE	161		161	151	9
TOTAL	246	3	243	242	19
<hr/>					
BURGLARY					
FORCIBLE ENTRY	51		51	25	3
UNLAWFUL ENTRY - NO FORCE	29	1	28	21	4
ATTEMPTED FORCIBLE ENTRY					
TOTAL	80	1	79	46	7
<hr/>					
LARCENY					
THEFT(EX MOTOR VEHICLES)	95		95	61	6
TOTAL	95		95	61	6
<hr/>					
MOTOR VEHICLE THEFT					
AUTOS	14		14	10	
TRUCKS AND BUSES	3		3	1	1
OTHER VEHICLES	11		11	9	
TOTAL	28		28	20	1
<hr/>					
GRAND TOTAL	476	5	471	392	33

PROPERTY STOLEN BY CLASSIFICATION

CLASSIFICATION OF OFFENSES	NUMBER OF ACTUAL OFFENSES		VALUE OF PROPERTY STOLEN	
MURDER/MANSLAUGHTER				
MURDER/NONNEG MANSLAUGHTER		4		
	TOTAL	4		
RAPE				
FORCIBLE RAPE		21		
	TOTAL	21		
ROBBERY				
HIGHWAY (STRT,ALLEYS,ETC)		1	\$140.00	
COMMERCIAL HOUSE				
GAS OR SERVICE STATION				
CHAIN STORE				
RESIDENCE				
BANK				
MISCELLANEOUS				
	TOTAL	1	\$140.00	
BURGLARY				
RESIDENCE (DWELLING)				
NIGHT (6PM - 6AM)	13		\$12,911.00	
DAY (6AM - 6PM)	9		\$4,003.00	
UNKNOWN	8		\$10,003.00	
NON-RESIDENCE (STORE ETC)				
NIGHT (6PM - 6AM)	29		\$57,324.00	
DAY (6AM - 6PM)	3		\$6,647.00	
UNKNOWN	17		\$6,784.00	
	TOTAL	79	\$97,672.00	
LARCENIES BY VALUE (EX MV)				
\$200 AND OVER	50		\$145,264.00	
\$50 TO \$200	17		\$2,278.00	
UNDER \$50	28		\$746.00	
LARCENIES BY TYPE				
POCKET - PICKING		21	\$625.00	
PURSE - SNATCHING		3	\$770.00	
SHOPLIFTING		4	\$2,210.00	
FROM MOTOR VEHICLES		11	\$2,004.00	
MOTOR VEH. PARTS & ACC.		27	\$77,892.00	
BICYCLES		1	\$250.00	
FROM BUILDINGS (EX C & H)		28	\$64,537.00	
FROM ANY COIN-OP MACHINES				
ALL OTHER				
	TOTAL	95	\$148,288.00	\$148,288.00
MOTOR VEHICLE THEFTS				
MOTOR VEHICLE THEFTS		28	\$208,589.00	
MOTOR VEHICLES RECOVERED				
STOLEN & REC'D LOCALLY		18		
STOLEN LOC & REC'D OTHER				
STOLEN OTHER & RECD LOCAL				
	TOTAL	28	\$208,589.00	
GRAND TOTAL		228	\$454,689.00	

PROPERTY STOLEN/RECOVERED BY TYPE

TYPE OF PROPERTY	VALUE OF PROPERTY STOLEN	VALUE OF PROPERTY RECOVERED
CURRENCY, NOTES, ETC.	\$89,838.00	\$632.00
JEWELRY & PRECIOUS METALS	\$10,300.00	\$100.00
CLOTHING AND FURS	\$4,265.00	\$20.00
LOCALLY STOLEN MOTOR VEH.	\$107,554.00	\$2,762,133.00
OFFICE EQUIPMENT	\$28,831.00	\$50.00
TV, RADIOS, CAMERAS, ETC.	\$10,085.00	\$3,600.00
FIREARMS	\$10,096.00	
HOUSEHOLD GOODS	\$55,541.00	
CONSUMABLE GOODS	\$1,751.00	\$1,303.00
LIVESTOCK		
MISCELLANEOUS	\$136,428.00	\$6,612,240.00
GRAND TOTAL	\$454,689.00	\$9,380,078.00

AGE, SEX AND RACE OF PERSON ARRESTED

18 YEARS OF AGE AND OVER

OFFENSE	CLASS	SEX	A G E													TOTAL	R A C E								
			18	19	20	21	22	23	24	25	29	34	39	44	49		54	59	64	OV	WHIT	BLK	IND	ASN	
MURDER	01A	F											1		1			1			3				3
MANSLAUGHTER	01B	F																							
RAPE	02	F																							
ROBBERY	03	F																							
AGG. ASSAULT	04	F				1		1			2	4	2	2	2		1				15		1	1	13
BURGLARY	05	F	1	1			1														2				3
LARCENY	06	F	1			1	1			3	1	1	1			2				11				11	
HW. THEFT	07	F				1														1				1	
OTH. ASSLT	08	F	1			5		4	1	17	12	6	2	3	1	1	1	1	1	55		7		62	
ARSON	09	F																							
FORGERY	10	F																							
FRAUD	11	F																							
EMBEZZLEMENT	12	F																							
STOLEN PROPERTY	13	F					1			1										2				2	
VANDALISM	14	F						1	2	1	1									5				5	
WEAPONS	15	F					1			1	1	1								4		1		3	
PROSTITUTION	16	F																							
SEX OFFENSES	17	F		1			1				1					1				4				4	
SALE/MANUFACTURE OF DRUGS																									
NARCOTICS	18A	F																							
MARIJUANA	18B	F																							

AGE, SEX AND RACE OF PERSON ARRESTED

18 YEARS OF AGE AND OVER

OFFENSE	CLASS	SEX	A G E														OV	TOTAL	R A C E			
			18	19	20	21	22	23	24	25	29	34	39	44	49	54			59	64	65	WHI
-----																						
SYNTHETIC NARCOTICS	M	M																				
18C	F	F																				
-----																						
OTHER NON-NARCOTIC	M	M					1													1		
18D	F	F																			1	
-----																						
POSSESSION OF DRUGS																						
-----																						
NARCOTICS	M	M											1								1	
18E	F	F																				1
-----																						
MARIJUANA	M	M			1		1						2								4	
18F	F	F																			1	3
-----																						
SYNTHETIC NARCOTICS	M	M																				
18G	F	F																				
-----																						
OTHER NON-NARCOTIC	M	M																				
18H	F	F																				
-----																						
GAMBLING																						
-----																						
BOOKMAKING	M	M																				
19A	F	F																				
-----																						
NUMBERS	M	M																				
19B	F	F																				
-----																						
OTHER GAMBLING	M	M																				
19C	F	F																				
-----																						
FAMILY/CHILD	M	M	1						4		2	1									8	
20	F	F																				7
-----																						
DRIV. INFLC.	M	M	1	2	2	3	1	6	1	27	22	26	14	3	2							110
21	F	F	1	2		1				2	5	7	4	1	1							24 15 2 117
-----																						
LIQUOR	M	M	10	9	17	3	1	1	1	7	6	3	3	1								62
22	F	F	2	2	10	1				1	1	1	3									21 5 77 1
-----																						
DISORDERLY	M	M		1		1	1	2		5	10	2	3	1			1					27
24	F	F								1		1	1									3 2 28
-----																						
ALL OTHER	M	M	6	1	3	17	3	11	3	49	38	44	18	5	1	3	3					205
26	F	F	2	1	1	2	2		5	11	16	2	3	1			2					48 14 1 237 1
-----																						
			21	15	23	32	12	25	7	118	97	91	45	15	4	10	4	1				520
			5	5	11	6	2		8	24	28	11	9	3			2					114 52 4 576 2
-----																						
GRAND TOTAL			26	20	34	38	14	25	15	142	125	102	54	18	4	10	6	1				634 52 4 576 2

AGE, SEX AND RACE OF PERSONS ARRESTED

UNDER 18 YEARS OF AGE

OFFENSE	CLASS	SEX	***** AGE *****					***** RACE *****				
			12/ UNDER	13 14	15	16	17	TOTAL UNDER 18	WHITE	BLACK	IND	ASIAN
MURDER	01A	M F										
MANSLAUGHTER	01B	M F										
RAPE	02	M F										
ROBBERY	03	M F										
AGG. ASSAULT	04	M F										
BURGLARY	05	M F						1	1			1
LARCENY	06	M F	1					1	1			2
MV. THEFT	07	M F										
OTH. ASSLT.	08	M F				2		1	1	1		2
ARSON	09	M F										
FORGERY	10	M F										
FRAUD	11	M F										
EMBEZZLEMENT	12	M F										
STOLEN PROPERTY	13	M F										
VANDALISM	14	M F										
WEAPONS	15	M F										
PROSTITUTION	16	M F										
SEX OFFENSES	17	M F						1	1			1
SALE/MANUFACTURE OF DRUGS												
NARCOTICS	18A	M F										
MARIJUANA	18B	M F										
SYNTHETIC NARCOTICS	18C	M F										

AGE, SEX AND RACE OF PERSONS ARRESTED

UNDER 18 YEARS OF AGE

OFFENSE	CLASS	SEX	***** AGE *****					***** RACE *****					
			12/ UNDER	13 14	15	16	17	TOTAL UNDER 18	WHITE	BLACK	IND	ASIAN	
OTHER NON-NARCOTIC	18D	M											
		F											
-----													
POSSESSION OF DRUGS													
-----													
NARCOTICS	18E	M											
		F											
MARIJUANA	18F	M											
		F											
SYNTHETIC NARCOTICS	18G	M											
		F											
OTHER NON-NARCOTIC	18H	M											
		F											
-----													
GAMBLING													
-----													
BOOKMAKING	19A	M											
		F											
NUMBERS	19B	M											
		F											
OTHER GAMBLING	19C	M											
		F											
FAMILY/CHILD	20	M					1			1			
		F										1	
DRIV. INFLC.	21	M											
		F		1		1	1		3				3
LIQUOR	22	M		2	5		8		15				
		F		3	4	11	2		20	1			34
DISORDERLY	24	M											
		F		1					1				1
CURFEW	28	M											
		F											
RUN-AWAYS	29	M											
		F											
ALL OTHER	26	M	2		1	3	4		10				
		F			3	7	2		12				22
		M	3	2	6	5	14		30				
		F	1	5	9	19	5		39	2			67
-----													
GRAND TOTAL			4	7	15	24	19		69	2			67

AGENCY: North Slope Borough

YEAR ENDING 1992

LAW ENFORCEMENT OFFICERS KILLED OR ASSAULTED

TYPE OF ACTIVITY	TOTAL	KNIFE OTHER		HANDS	TWO	ONE MAN	DETECT OR		POLICE					
	ASSLTS	OTHER	DANGER	FIST	MAN	VEHICLE	SPECIAL	ASSIGN	OTHER	ASSAULTS				
	WEAPON	FIREARM	INSTR	WEAPON	FEET	VEH	ALONE	ASSIST	ALONE	ASSIST	CLEARED			
	(A)	(B)	(C)	(D)	(E)	(F)	(G)	(H)	(I)	(J)	(K)	(L)	(M)	
RESPOND TO DISTURB CALL	4			1	3	3	1							
BURGLARIES IN PROGRESS														
ROBBERIES IN PROGRESS														
ATTEMPTING OTHER ARREST	1				1	1								
CIVIL DISORDER														
HANDLING/TRANS PRISONER														
INVEST SUSP. PERSON/CIR														
AMBUSH - NO WARNING														
MENTALLY DERANGED														
TRAFFIC PURSUITS/STOPS														
OTHER														
TOTAL	5			1	4	4	1							
NUMBER W/ PERSONAL INJU	2				2									
NUMBER W/O PERSONAL INJ	3			1	2									
TIME OF ASSAULTS		12 AM	2 AM	4 AM	6 AM	8 AM	10 AM	NOON	2 PM	4 PM	6 PM	8 PM	10 PM	UNKNOWN
			2	1	1	1								

OFFICERS KILLED BY FELONIOUS ACTS:  
 OFFICERS KILLED BY ACCIDENT OR NEGLIGENCE:

TOTAL OFFICERS KILLED:



RETURN OF ARSON OFFENSES KNOWN TO LAW ENFORCEMENT

(1) PROPERTY CLASSIFICATION	(2) OFFENSES REPORTED OR KNOWN	(3) UNFOUNDED, FALSE OR BASELESS	(4) NUMBER OF ACTUAL OFFENSES	(5) CLEARED BY ARREST OR EXCEPTION	(6) CLEARANCES INVOLVING ONLY PERSONS < 18	(7) NORMALLY UNUSED STRUCTURES	(8) ESTIMATED VALUE OF DAMAGE
-----							
STRUCTURAL							
SINGLE OCCUP RESIDENT	1		1				
OTHER RESIDENTIAL							
STORAGE							
INDUSTRIAL/MANUFACTUR							
OTHER COMMERCIAL							
COMMUNITY/PUBLIC							
ALL OTHER STRUCTURES							
TOTAL:	1		1				
-----							
MOBILE							
MOTOR VEHICLES							
OTHER MOBILE PROPERTY							
TOTAL:							
-----							
OTHER							
OTHER							
TOTAL:							
-----							
GRAND TOTAL	1		1				



AGENCY: Palmer PD

MONTHS OF 1/92 to 12/92

OFFENSES KNOWN TO POLICE

CLASSIFICATION OF OFFENSES	OFFENSES REPORTED OR KNOWN	UNFOUNDED FALSE OR BASELESS	NUMBER OF ACTUAL OFFENSES	** OFFENSES CLEARED **	
				TOTAL	BY ARREST OR EXCEPTION JUVENILES ONLY
<b>CRIMINAL HOMICIDE</b>					
MURDER & NONNEG MANSL	1		1	1	
MANSL BY NEGLIGENCE					
TOTAL	1		1	1	
<b>FORCIBLE RAPE</b>					
RAPE BY FORCE	2	1	1		
ATTEMPTD FORCABLE RAPE	1		1	1	
TOTAL	3	1	2	1	
<b>ROBBERY</b>					
FIREARM	1		1		
KNIFE/CUTTING INSTRMT	1		1	1	
OTHR DANGEROUS WEAPON					
STRONG-ARM (HANDS, FISTS)	1		1	1	
TOTAL	3		3	2	
<b>ASSAULT</b>					
FIREARM	7		7	3	
KNIFE OR CUTTING INSTR.	3		3	3	
OTHER DANGEROUS WEAPON	2		2	1	
HANDS, FIST, FEET, AGGRAVTD	47	1	46	35	
OTHER ASSAULTS - SIMPLE	22	4	18	11	
TOTAL	81	5	76	53	
<b>BURGLARY</b>					
FORCIBLE ENTRY	30	1	29	3	
UNLAWFUL ENTRY - NO FORCE	3		3	1	
ATTEMPTED FORCIBLE ENTRY	3		3		
TOTAL	36	1	35	4	
<b>LARCENY</b>					
THEFT(EX MOTOR VEHICLES)	206	11	195	60	
TOTAL	206	11	195	60	
<b>MOTOR VEHICLE THEFT</b>					
AUTOS	21	7	14	3	
TRUCKS AND BUSES					
OTHER VEHICLES					
TOTAL	21	7	14	3	
GRAND TOTAL	351	25	326	124	

PROPERTY STOLEN BY CLASSIFICATION

CLASSIFICATION OF OFFENSES	NUMBER OF ACTUAL OFFENSES		VALUE OF PROPERTY STOLEN	
MURDER/MANSLAUGHTER				
MURDER/NONNEG MANSLAUGHTER	1			
	TOTAL	1		
RAPE				
FORCIBLE RAPE	2			
	TOTAL	2		
ROBBERY				
HIGHWAY (STRT, ALLEYS, ETC)				
COMMERCIAL HOUSE	1			
GAS OR SERVICE STATION				
CHAIN STORE	1			
RESIDENCE				
BANK				
MISCELLANEOUS	1		\$1,000.00	
	TOTAL	3	\$1,000.00	
BURGLARY				
RESIDENCE (DWELLING)				
NIGHT (6PM - 6AM)	5		\$10,014.00	
DAY (6AM - 6PM)	3		\$1,616.00	
UNKNOWN	5		\$502.00	
NON-RESIDENCE (STORE ETC)				
NIGHT (6PM - 6AM)	7		\$30,375.00	
DAY (6AM - 6PM)	4		\$2,500.00	
UNKNOWN	11		\$2,898.00	
	TOTAL	35	\$47,905.00	
LARCENIES BY VALUE (EX MV)				
\$200 AND OVER	40		\$42,414.00	
\$50 TO \$200	37		\$4,721.00	
UNDER \$50	118		\$866.00	
LARCENIES BY TYPE				
POCKET - PICKING		2		\$564.00
PURSE - SNATCHING				\$12,124.00
SHOPLIFTING		45		\$1,360.00
FROM MOTOR VEHICLES		44		\$22,794.00
MOTOR VEH. PARTS & ACC.		2		\$1,004.00
BICYCLES		11		\$10,155.00
FROM BUILDINGS (EX C & H)		40		\$48,001.00
FROM ANY COIN-OP MACHINES				\$10,155.00
ALL OTHER		51		\$48,001.00
	TOTAL	195	195	\$48,001.00
MOTOR VEHICLE THEFTS				
MOTOR VEHICLE THEFTS	14		\$29,400.00	
MOTOR VEHICLES RECOVERED				
STOLEN & REC'D LOCALLY		4		
STOLEN LOC & REC'D OTHER				
STOLEN OTHER & RECD LOCAL				
	TOTAL	14	4	\$29,400.00
GRAND TOTAL	250			\$126,306.00

PROPERTY STOLEN/RECOVERED BY TYPE

TYPE OF PROPERTY	VALUE OF PROPERTY STOLEN	VALUE OF PROPERTY RECOVERED
-----	-----	-----
CURRENCY, NOTES, ETC.	\$6,351.00	\$461.00
JEWELRY & PRECIOUS METALS	\$560.00	
CLOTHING AND FURS	\$2,419.00	\$57.00
LOCALLY STOLEN MOTOR VEH.	\$33,500.00	\$21,000.00
OFFICE EQUIPMENT	\$33,538.00	
TV, RADIOS, CAMERAS, ETC.	\$21,454.00	\$30.00
FIREARMS	\$4,756.00	
HOUSEHOLD GOODS	\$1,025.00	\$5.00
CONSUMABLE GOODS	\$1,441.00	\$45.00
LIVESTOCK		
MISCELLANEOUS	\$21,262.00	\$715.00
-----	-----	-----
GRAND TOTAL	\$126,306.00	\$22,313.00

AGE, SEX AND RACE OF PERSON ARRESTED

18 YEARS OF AGE AND OVER

OFFENSE	CLASS	SEX	A G E														OY	TOTAL	R A C E								
			18	19	20	21	22	23	24	25	29	30	34	39	40	44			45	49	50	54	55	59	60	64	WIT
MURDER	01A	F			1																		1				1
MANSLAUGHTER	01B	F																									
RAPF	02	F																									
ROBBERY	03	F							1	1													2		2		
AGG. ASSAULT	04	F		1			2		2	6	6	4	3	2									26				
										1	1		1									3	22	1		6	
BURGLARY	05	F	1		1						1	2											5		4		1
LARCENY	06	F	7	3		2	2		1	7	3	4	2	2			1					4	38				2
										1												1	37				
MV. THEFT	07	F		1																			1				1
OTH. ASSLT.	08	F		1	2	1	1			1	2	1											9		9		
ARSON	09	F																									
FORGERY	10	F									1		1										2		2		
FRAUD	11	F			1				1	2	1	1											5				
										1	2												4	8	1		
EMBEZZLEMENT	12	F																									
STOLEN PROPERTY	13	F																									
VANDALISM	14	F	9	10		4	5		1	1	2	1	1										34				
				J																			4	37		1	
WEAPONS	15	F		1								3											4				
												2											2	6			
PROSTITUTION	16	F																									
SEX OFFENSES	17	F	2											1									3				3
SALE/MANUFACTURE OF DRUGS																											
NARCOTICS	18A	F																									
MARIJUANA	18B	F																									



AGE, SEX AND RACE OF PERSONS ARRESTED  
UNDER 18 YEARS OF AGE

OFFENSE	CLASS	SEX	***** AGE *****					***** RACE *****					
			12/ UNDER	13 14	15	16	17	TOTAL UNDER 18	WHITE	BLACK	IND	ASIAN	
MURDER	01A	M F											
MANSLAUGHTER	01B	M F											
RAPE	02	M F											
ROBBERY	03	M F											
AGG. ASSAULT	04	M F	2	1 2	1	1	2	6 3	7	1	1		
BURGLARY	05	M F			3			3	3				
LARCENY	06	M F	4 1	9 7	3 7	5 1	4 3	25 19	40		2	2	
MV. THEFT	07	M F					1	1	1				
OTH. ASSLT.	08	M F	1	1		1		3 1	4				
ARSON	09	M F											
FORGERY	10	M F											
FRAUD	11	M F		1 1	1			1 2	3				
EMBEZZLEMENT	12	M F											
STOLEN PROPERTY	13	M F				1		1	1				
VANDALISM	14	M F			4	3 1	3	10 1	11				
WEAPONS	15	M F											
PROSTITUTION	16	M F											
SEX OFFENSES	17	M F		2	1	1	1	5	5				
SALE/MANUFACTURE OF DRUGS													
NARCOTICS	18A	M F											
MARIJUANA	18B	M F											
SYNTHETIC NARCOTICS	18C	M F											



AGE, SEX AND RACE OF PERSONS ARRESTED

UNDER 18 YEARS OF AGE

OFFENSE	CLASS	SEX	***** AGE *****					***** RACE *****					
			12/ UNDER	13 14	15	16	17	TOTAL UNDER 18	WHITE	BLACK	IND	ASIAN	
OTHER NON-NARCOTIC	18D	M F											
-----													
POSSESSION OF DRUGS													
-----													
NARCOTICS	18E	M F		1				1			1		
MARIJUANA	18F	M F	1	1				1	2				
SYNTHETIC NARCOTICS	18G	M F											
OTHER NON-NARCOTIC	18H	M F											
-----													
GAMBLING													
-----													
BOOKMAKING	19A	M F											
NUMBERS	19B	M F											
OTHER GAMBLING	19C	M F											
-----													
FAMILY/CHILD	20	M F											
DRIV. INFLC.	21	M F											
LIQUOR	22	M F											
DISORDERLY	24	M F					1	1	1				
ALL OTHER	26	M F	2	4 1	3	3 4	4	9 12	20	1			
CURFEW	28	M F											
RUN-AWAYS	29	M F											
			M	10	18	11	15	12	66				
			F	1	13	12	7	7	40	98	2	4	2
GRAND TOTAL				11	31	23	22	19	106	98	2	4	2

RETURN OF ARSON OFFENSES KNOWN TO LAW ENFORCEMENT

(1) PROPERTY CLASSIFICATION	(2) OFFENSES REPORTED OR KNOWN	(3) UNFOUNDED, FALSE OR BASELESS	(4) NUMBER OF ACTUAL OFFENSES	(5) CLEARED BY ARREST OR EXCEPTION	(6) CLEARANCES INVOLVING ONLY PERSONS < 18	(7) NORMALLY UNUSED STRUCTURES	(8) ESTIMATED VALUE OF DAMAGE
-----							
STRUCTURAL							
SINGLE OCCUP RESIDENT	1		1			1	
OTHER RESIDENTIAL							
STORAGE							
INDUSTRIAL/MANUFACTUR							
OTHER COMMERCIAL							
COMMUNITY/PUBLIC							
ALL OTHER STRUCTURES							
TOTAL:	1		1			1	
-----							
MOBILE							
MOTOR VEHICLES							
OTHER MOBILE PROPERTY							
TOTAL:							
-----							
OTHER							
OTHER							
TOTAL:							
-----							
GRAND TOTAL	1		1			1	

AGENCY: Petersburg PD

MONTHS OF 1/92 to 12/92

OFFENSES KNOWN TO POLICE

CLASSIFICATION OF OFFENSES	OFFENSES REPORTED OR KNOWN	UNFOUNDED FALSE OR BASELESS	NUMBER OF ACTUAL OFFENSES	** OFFENSES CLEARED **	
				TOTAL	BY ARREST OR EXCEPTION JUVENILES ONLY
CRIMINAL HOMICIDE					
MURDER & NONNEG MANSL					
MANSL BY NEGLIGENCE					
TOTAL					
-----					
FORCIBLE RAPE					
RAPE BY FORCE	1		1	1	
ATTMPTD FORCABLE RAPE					
TOTAL					
-----					
ROBBERY					
FIREARM					
KNIFE/CUTTING INSTRMT					
OTHR DANGEROUS WEAPON					
STRONG-ARM (HANDS,FISTS)					
TOTAL					
-----					
ASSAULT					
FIREARM					
KNIFE OR CUTTING INSTR.					
OTHER DANGEROUS WEAPON	2		2	1	
HANDS,FIST,FEET, AGGRAVTD	28		28	21	
OTHER ASSAULTS - SIMPLE	2		2	2	
TOTAL					
-----					
BURGLARY					
FORCIBLE ENTRY					
UNLAWFUL ENTRY - NO FORCE	7		7		
ATTEMPTED FORCIBLE ENTRY	1		1		
TOTAL					
-----					
LARCENY					
THEFT(EX MOTOR VEHICLES)					
	25		25	8	
TOTAL					
-----					
MOTOR VEHICLE THEFT					
AUTOS					
TRUCKS AND BUSES					
OTHER VEHICLES	1		1		
TOTAL					
-----					
GRAND TOTAL					
	67		67	33	

PROPERTY STOLEN BY CLASSIFICATION

CLASSIFICATION OF OFFENSES	NUMBER OF ACTUAL OFFENSES	VALUE OF PROPERTY STOLEN
MURDER/MANSLAUGHTER MURDER/NONNEG MANSLAUGHTER		
TOTAL		
RAPE FORCIBLE RAPE	1	
TOTAL		
ROBBERY HIGHWAY (STRT,ALLEYS,ETC) COMMERCIAL HOUSE GAS OR SERVICE STATION CHAIN STORE RESIDENCE BANK MISCELLANEOUS		
TOTAL		
BURGLARY RESIDENCE (DWELLING) NIGHT (6PM - 6AM) DAY (6AM - 6PM) UNKNOWN NON-RESIDENCE (STORE ETC) NIGHT (6PM - 6AM) DAY (6AM - 6PM) UNKNOWN	2     6	     \$1,379.00
TOTAL		
LARCENIES BY VALUE (EX MV) \$200 AND OVER \$50 TO \$200 UNDER \$50	10 1 14	\$15,429.00 \$185.00
LARCENIES BY TYPE POCKET - PICKING PURSE - SNATCHING SHOPLIFTING FROM MOTOR VEHICLES MOTOR VEH. PARTS & ACC. BICYCLES FROM BUILDINGS (EX C & H) FROM ANY COIN-OP MACHINES ALL OTHER	   1 3  7 14	     \$4,159.00 \$11,455.00
TOTAL		
MOTOR VEHICLE THEFTS MOTOR VEHICLE THEFTS	1	
MOTOR VEHICLES RECOVERED STOLEN & REC'D LOCALLY STOLEN LOC & REC'D OTHER STOLEN OTHER & RECD LOCAL		
TOTAL		
GRAND TOTAL		
	35	\$16,993.00

AGENCY: Petersburg PD

Months of 1/92 to 12/92

PROPERTY STOLEN/RECOVERED BY TYPE

TYPE OF PROPERTY	VALUE OF PROPERTY STOLEN	VALUE OF PROPERTY RECOVERED
CURRENCY, NOTES, ETC.	\$650.00	
JEWELRY & PRECIOUS METALS	\$2,500.00	
CLOTHING AND FURS		
LOCALLY STOLEN MOTOR VEH.	\$3,000.00	\$3,000.00
OFFICE EQUIPMENT		
TV, RADIOS, CAMERAS, ETC.	\$1,199.00	
FIREARMS		
HOUSEHOLD GOODS		
CONSUMABLE GOODS		
LIVESTOCK		
MISCELLANEOUS	\$9,644.00	\$6,055.00
<hr/>		
GRAND TOTAL	\$16,993.00	\$9,055.00





AGE, SEX AND RACE OF PERSONS ARRESTED

UNDER 18 YEARS OF AGE

OFFENSE	CLASS	SEX	***** AGE *****					***** RACE *****					
			12/ UNDER	13 14	15	16	17	TOTAL UNDER 18	WHITE	BLACK	IND	ASIAN	
MURDER	01A	M F											
MANSLAUGHTER	01B	M F											
RAPE	02	M F											
ROBBERY	03	M F											
AGG. ASSAULT	04	M F											
BURGLARY	05	M F											
LARCENY	06	M F											
MV. THEFT	07	M F											
OTH. ASSLT.	08	M F											
ARSON	09	M F											
FORGERY	10	M F											
FRAUD	11	M F											
EMBEZZLEMENT	12	M F											
STOLEN PROPERTY	13	M F											
VANDALISM	14	M F					1	1	1	2			
WEAPONS	15	M F											
PROSTITUTION	16	M F											
SEX OFFENSES	17	M F											
SALE/MANUFACTURE OF DRUGS													
NARCOTICS	18A	M F											
MARIJUANA	18B	M F											
SYNTHETIC NARCOTICS	18C	M F											



AGE, SEX AND RACE OF PERSONS ARRESTED

UNDER 18 YEARS OF AGE

OFFENSE	CLASS	SEX	***** AGE *****					***** RACE *****					
			12/ UNDER	13 14	15	16	17	TOTAL UNDER 18	WHITE	BLACK	IND	ASIAN	
OTHER NON-NARCOTIC	18D	M F											
-----													
POSSESSION OF DRUGS													
-----													
NARCOTICS	18E	M F											
MARIJUANA	18F	M F											
SYNTHETIC NARCOTICS	18G	M F											
OTHER NON-NARCOTIC	18H	M F											
-----													
GAMBLING													
-----													
BOOKMAKING	19A	M F											
NUMBERS	19B	M F											
OTHER GAMBLING	19C	M F											
-----													
FAMILY/CHILD	20	M F											
DRIV. INFLC.	21	M F											
LIQUOR	22	M F					1		1		1		
DISORDERLY	24	M F											
ALL OTHER	26	M F					2		2		1		1
CURFEW	28	M F											
RUN-AWAYS	29	M F											
		M F					2 1	2 1	4 1		4		1
-----													
GRAND TOTAL							2	3	5		4		1

AGENCY: Petersburg PD

YEAR ENDING 1992

LAW ENFORCEMENT OFFICERS KILLED OR ASSAULTED

TYPE OF ACTIVITY	TOTAL	KNIFE OTHER		HANDS	TWO	ONE MAN		DETECT OR		OTHER		POLICE	
	ASSLTS	WEAPON	FIREARM	INSTR	WEAPON	FEET	MAN	VEH	ALONE	ASSIST	ALONE	ASSIST	ASSAULTS
	(A)	(B)	(C)	(D)	(E)	(F)	(G)	(H)	(I)	(J)	(K)	(L)	(M)
RESPOND TO DISTURB CALL	1				1	1							1
BURGLARIES IN PROGRESS													
ROBBERIES IN PROGRESS													
ATTEMPTING OTHER ARREST													
CIVIL DISORDER													
HANDLING/TRANS PRISONER													
INVEST SUSP. PERSON/CIR													
AMBUSH - NO WARNING													
MENTALLY DERANGED													
TRAFFIC PURSUITS/STOPS													
OTHER													
TOTAL	1				1	1							1
NUMBER W/ PERSONAL INJU	1				1								
NUMBER W/O PERSONAL INJ													
TIME OF ASSAULTS													1

OFFICERS KILLED BY FELONIOUS ACTS:  
 OFFICERS KILLED BY ACCIDENT OR NEGLIGENCE:

TOTAL OFFICERS KILLED:

AGENCY: Seward PD

MONTHS OF 1/92 to 12/92

OFFENSES KNOWN TO POLICE

CLASSIFICATION OF OFFENSES	OFFENSES REPORTED OR KNOWN	UNFOUNDED FALSE OR BASELESS	NUMBER OF ACTUAL OFFENSES	** OFFENSES CLEARED ** BY ARREST OR EXCEPTION	
				TOTAL	JUVENILES ONLY
-----					
CRIMINAL HOMICIDE					
MURDER & NONNEG MANSL					
MANSL BY NEGLIGENCE					
TOTAL					
-----					
FORCIBLE RAPE					
RAPE BY FORCE	1		1	1	
ATTMPTD FORCABLE RAPE					
TOTAL	1		1	1	
-----					
ROBBERY					
FIREARM					
KNIFE/CUTTING INSTRMT					
OTHR DANGEROUS WEAPON					
STRONG-ARM (HANDS, FISTS)					
TOTAL					
-----					
ASSAULT					
FIREARM					
KNIFE OR CUTTING INSTR.	1		1	1	
OTHER DANGEROUS WEAPON	4		4	4	
HANDS, FIST, FEET, AGGRAVTD	1		1	1	
OTHER ASSAULTS - SIMPLE	63		63	53	2
TOTAL	69		69	59	2
-----					
BURGLARY					
FORCIBLE ENTRY	1		1		
UNLAWFUL ENTRY - NO FORCE	2		2		
ATTEMPTED FORCIBLE ENTRY	1		1		
TOTAL	4		4		
-----					
LARCENY					
THEFT(EX MOTOR VEHICLES)	96		96	30	17
TOTAL	96		96	30	17
-----					
MOTOR VEHICLE THEFT					
AUTOS					
TRUCKS AND BUSES					
OTHER VEHICLES	2	1	1		
TOTAL	2	1	1		
-----					
GRAND TOTAL	172	1	171	90	19

PROPERTY STOLEN BY CLASSIFICATION

CLASSIFICATION OF OFFENSES	NUMBER OF ACTUAL OFFENSES	VALUE OF PROPERTY STOLEN
<hr/>		
MURDER/MANSLAUGHTER		
MURDER/NONNEG MANSLAUGHTER		
TOTAL		
<hr/>		
RAPE		
FORCIBLE RAPE	1	
TOTAL		
<hr/>		
ROBBERY		
HIGHWAY (STRT,ALLEYS,ETC)		
COMMERCIAL HOUSE		
GAS OR SERVICE STATION		
CHAIN STORE		
RESIDENCE		
BANK		
MISCELLANEOUS		
TOTAL		
<hr/>		
BURGLARY		
RESIDENCE (DWELLING)		
NIGHT (6PM - 6AM)	2	\$1,570.00
DAY (6AM - 6PM)		
UNKNOWN		
NON-RESIDENCE (STORE ETC)		
NIGHT (6PM - 6AM)	2	\$10,500.00
DAY (6AM - 6PM)		
UNKNOWN		
TOTAL		
<hr/>		
LARCENIES BY VALUE (EX MV)		
\$200 AND OVER	50	\$38,439.00
\$50 TO \$200	21	\$2,366.00
UNDER \$50	25	\$70.00
<hr/>		
LARCENIES BY TYPE		
POCKET - PICKING		
PURSE - SNATCHING		
SHOPLIFTING	13	\$80.00
FROM MOTOR VEHICLES	10	\$4,100.00
MOTOR VEH. PARTS & ACC.	1	
BICYCLES	9	\$3,530.00
FROM BUILDINGS (EX C & H)	30	\$9,344.00
FROM ANY COIN-OP MACHINES		
ALL OTHER	33	\$23,821.00
TOTAL		
<hr/>		
MOTOR VEHICLE THEFTS		
MOTOR VEHICLE THEFTS	1	\$5,000.00
<hr/>		
MOTOR VEHICLES RECOVERED		
STOLEN & REC'D LOCALLY		
STOLEN LOC & REC'D OTHER		
STOLEN OTHER & RECD LOCAL		
TOTAL		
<hr/>		
GRAND TOTAL	102	\$57,945.00

AGENCY: Seward PD

Months of 1/92 to 12/92

PROPERTY STOLEN/RECOVERED BY TYPE

TYPE OF PROPERTY	VALUE OF PROPERTY STOLEN	VALUE OF PROPERTY RECOVERED
CURRENCY, NOTES, ETC.	\$5,591.00	\$133.00
JEWELRY & PRECIOUS METALS	\$6,324.00	\$200.00
CLOTHING AND FURS	\$3,470.00	
LOCALLY STOLEN MOTOR VEH.		
OFFICE EQUIPMENT	\$120.00	
TV, RADIOS, CAMERAS, ETC.	\$15,049.00	\$500.00
FIREARMS	\$1,840.00	
HOUSEHOLD GOODS		
CONSUMABLE GOODS	\$50.00	
LIVESTOCK		
MISCELLANEOUS	\$25,501.00	\$2,255.00
GRAND TOTAL	\$57,945.00	\$3,088.00





AGE, SEX AND RACE OF PERSONS ARRESTED  
 UNDER 18 YEARS OF AGE

OFFENSE	CLASS	SEX	***** AGE *****					***** RACE *****				
			12/ UNDER	13 14	15	16	17	TOTAL UNDER 18	WHITE	BLACK	IND	ASIAN
MURDER	01A	M F										
MANSLAUGHTER	01B	M F										
RAPE	02	M F										
ROBBERY	03	M F										
AGG. ASSAULT	04	M F										
BURGLARY	05	M F										
LARCENY	06	M F	3	5	4	1	3	16				
					1			1	16			1
MV. THEFT	07	M F										
OTH. ASSLT.	08	M F	1				1	2		2		
ARSON	09	M F										
FORGERY	10	M F										
FRAUD	11	M F										
EMBEZZLEMENT	12	M F										
STOLEN PROPERTY	13	M F										
VANDALISM	14	M F					1	1				1
WEAPONS	15	M F										
PROSTITUTION	16	M F										
SEX OFFENSES	17	M F										
SALE/MANUFACTURE OF DRUGS												
NARCOTICS	18A	M F										
MARIJUANA	18B	M F										
SYNTHETIC NARCOTICS	18C	M F										



AGE, SEX AND RACE OF PERSONS ARRESTED

UNDER 18 YEARS OF AGE

OFFENSE	CLASS	SEX	***** AGE *****					***** RACE *****				
			12/ UNDER	13 14	15	16	17	TOTAL UNDER 18	WHITE	BLACK	IND	ASIAN
OTHER NON-NARCOTIC	18D	M F										
-----												
POSSESSION OF DRUGS												
-----												
NARCOTICS	18E	M F										
MARIJUANA	18F	M F			1		1	2		2		
-----												
SYNTHETIC NARCOTICS	18G	M F										
-----												
OTHER NON-NARCOTIC	18H	M F										
-----												
GAMBLING												
-----												
BOOKMAKING	19A	M F										
-----												
NUMBERS	19B	M F										
-----												
OTHER GAMBLING	19C	M F										
-----												
FAMILY/CHILD	20	M F										
-----												
DRIV. INFLC.	21	M F					1	1	1			
-----												
LIQUOR	22	M F			2	2	5	7	14			
-----												
DISORDERLY	24	M F					3	3	9	20		3
-----												
ALL OTHER	26	M F										
-----												
CURFEW	28	M F										
-----												
RUN-AWAYS	29	M F										
-----												
		M	4	5	7	7	12	35				
		F	2	2	2	3	4	11	41		5	
-----												
GRAND TOTAL			4	7	9	10	16	46	41		5	

AGENCY: Seward PD

YEAR ENDING 1992

LAW ENFORCEMENT OFFICERS KILLED OR ASSAULTED

TYPE OF ACTIVITY	TOTAL	KNIFE OTHER		HANDS	TWO	ONE MAN		DETECT OR		OTHER		POLICE	
	ASSLTS	OTHER	DANGER	FIST	MAN	VEHICLE	SPECIAL	ASSIGN	ALONE	ASSIST	ALONE	ASSIST	ASSAULTS
	(A)	(B)	(C)	(D)	(E)	(F)	(G)	(H)	(I)	(J)	(K)	(L)	(M)
RESPOND TO DISTURB CALL													
BURGLARIES IN PROGRESS													
ROBBERIES IN PROGRESS													
ATTEMPTING OTHER ARREST	1				1							1	1
CIVIL DISORDER													
HANDLING/TRANS PRISONER													
INVEST SUSP. PERSON/CIR													
AMBUSH - NO WARNING													
MENTALLY DERANGED													
TRAFFIC PURSUITS/STOPS													
OTHER													
TOTAL	1				1							1	1
NUMBER W/ PERSONAL INJU													
NUMBER W/O PERSONAL INJ	1				1								
TIME OF ASSAULTS													
	1												

OFFICERS KILLED BY FELONIOUS ACTS:  
 OFFICERS KILLED BY ACCIDENT OR NEGLIGENCE:

TOTAL OFFICERS KILLED:

AGENCY: Skagway PD

MONTHS OF 1/92 to 12/92

OFFENSES KNOWN TO POLICE

CLASSIFICATION OF OFFENSES	OFFENSES REPORTED OR KNOWN	UNFOUNDED FALSE OR BASELESS	NUMBER OF ACTUAL OFFENSES	** OFFENSES CLEARED **	
				TOTAL	BY ARREST OR EXCEPTION JUVENILES ONLY
-----					
CRIMINAL HOMICIDE					
MURDER & NONNEG MANSL					
MANSL BY NEGLIGENCE					
TOTAL					
-----					
FORCIBLE RAPE					
RAPE BY FORCE					
ATTMPTD FORCABLE RAPE					
TOTAL					
-----					
ROBBERY					
FIREARM					
KNIFE/CUTTING INSTRMT					
OTHR DANGEROUS WEAPON					
STRONG-ARM (HANDS, FISTS)					
TOTAL					
-----					
ASSAULT					
FIREARM					
KNIFE OR CUTTING INSTR.	1		1	1	1
OTHER DANGEROUS WEAPON					
HANDS, FIST, FEET, AGGRAVTD	1		1	1	
OTHER ASSAULTS - SIMPLE	7		7	7	
TOTAL	9		9	9	1
-----					
BURGLARY					
FORCIBLE ENTRY	1		1	1	
UNLAWFUL ENTRY - NO FORCE					
ATTEMPTED FORCIBLE ENTRY					
TOTAL	1		1	1	
-----					
LARCENY					
THEFT(EX MOTOR VEHICLES)	10		10	10	
TOTAL	10		10	10	
-----					
MOTOR VEHICLE THEFT					
AUTOS	2		2	2	
TRUCKS AND BUSES					
OTHER VEHICLES					
TOTAL	2		2	2	
-----					
GRAND TOTAL	22		22	22	1

PROPERTY STOLEN BY CLASSIFICATION

CLASSIFICATION OF OFFENSES	NUMBER OF ACTUAL OFFENSES	VALUE OF PROPERTY STOLEN
MURDER/MANSLAUGHTER		
MURDER/NONNEG MANSLAUGHTER		
TOTAL		
RAPE		
FORCIBLE RAPE		
TOTAL		
ROBBERY		
HIGHWAY (STRT,ALLEYS,ETC)		
COMMERCIAL HOUSE		
GAS OR SERVICE STATION		
CHAIN STORE		
RESIDENCE		
BANK		
MISCELLANEOUS		
TOTAL		
BURGLARY		
RESIDENCE (DWELLING)		
NIGHT (6PM - 6AM)		
DAY (6AM - 6PM)		
UNKNOWN	1	\$2,000.00
NON-RESIDENCE (STORE ETC)		
NIGHT (6PM - 6AM)		
DAY (6AM - 6PM)		
UNKNOWN		
TOTAL		
LARCENIES BY VALUE (EX MV)		
\$200 AND OVER	6	\$5,999.00
\$50 TO \$200	1	\$200.00
UNDER \$50	3	\$12.00
LARCENIES BY TYPE		
POCKET - PICKING		
PURSE - SNATCHING		
SHOPLIFTING		
FROM MOTOR VEHICLES	2	\$12.00
MOTOR VEH. PARTS & ACC.		
BICYCLES		
FROM BUILDINGS (EX C & H)	6	\$5,899.00
FROM ANY COIN-OP MACHINES		
ALL OTHER	2	\$300.00
TOTAL		
MOTOR VEHICLE THEFTS		
MOTOR VEHICLE THEFTS	2	
MOTOR VEHICLES RECOVERED		
STOLEN & REC'D LOCALLY		
STOLEN LOC & REC'D OTHER		
STOLEN OTHER & RECD LOCAL		
TOTAL		
GRAND TOTAL		
	13	\$8,211.00

AGENCY: Skagway PD

Months of 1/92 to 12/92

PROPERTY STOLEN/RECOVERED BY TYPE

TYPE OF PROPERTY	VALUE OF PROPERTY STOLEN	VALUE OF PROPERTY RECOVERED
CURRENCY, NOTES, ETC.	\$300.00	
JEWELRY & PRECIOUS METALS	\$2,200.00	
CLOTHING AND FURS		
LOCALLY STOLEN MOTOR VEH.		
OFFICE EQUIPMENT	\$200.00	
TV, RADIOS, CAMERAS, ETC.	\$200.00	
FIREARMS		
HOUSEHOLD GOODS		
CONSUMABLE GOODS		
LIVESTOCK		
MISCELLANEOUS	\$5,311.00	
GRAND TOTAL	\$8,211.00	





AGE, SEX AND RACE OF PERSONS ARRESTED

UNDER 18 YEARS OF AGE

OFFENSE	CLASS	SEX	***** AGE *****					***** RACE *****				
			12/ UNDER	13 14	15	16	17	TOTAL UNDER 18	WHITE	BLACK	IND	ASIAN
MURDER	01A	M F										
MANSLAUGHTER	01B	M F										
RAPE	02	M F										
ROBBERY	03	M F										
AGG. ASSAULT	04	M F			1			1		1		
BURGLARY	05	M F										
LARCENY	06	M F										
MV. THEFT	07	M F										
OTH. ASSLT.	08	M F										
ARSON	09	M F										
FORGERY	10	M F										
FRAUD	11	M F										
EMBEZZLEMENT	12	M F										
STOLEN PROPERTY	13	M F										
VANDALISM	14	M F										
WEAPONS	15	M F										
PROSTITUTION	16	M F										
SEX OFFENSES	17	M F										
SALE/MANUFACTURE OF DRUGS												
NARCOTICS	18A	M F										
MARIJUANA	18B	M F										
SYNTHETIC NARCOTICS	18C	M F										



AGE, SEX AND RACE OF PERSONS ARRESTED

UNDER 18 YEARS OF AGE

OFFENSE	CLASS	SEX	***** AGE *****					***** RACE *****					
			12/ UNDER	13 14	15	16	17	TOTAL UNDER 18	WHITE	BLACK	IND	ASIAN	
OTHER NON-NARCOTIC	18D	M											
		F											
-----													
POSSESSION OF DRUGS													
-----													
NARCOTICS	18E	M											
		F											
MARIJUANA	18F	M											
		F											
SYNTHETIC NARCOTICS	18G	M											
		F											
OTHER NON-NARCOTIC	18H	M											
		F											
-----													
GAMBLING													
-----													
BOOKMAKING	19A	M											
		F											
NUMBERS	19B	M											
		F											
OTHER GAMBLING	19C	M											
		F											
-----													
FAMILY/CHILD	20	M											
		F											
DRIV. INFLC.	21	M				1			1				
		F								1			
LIQUOR	22	M				2	3		5				
		F		1		2	2		5	10			
DISORDERLY	24	M											
		F											
ALL OTHER	26	M	1						1				
		F								1			
CURFEW	28	M											
		F											
RUN-AWAYS	29	M											
		F											
		M	1	1		3	3		8				
		F		1		2	2		5	13			
-----													
GRAND TOTAL			1	2		5	5		13	13			



AGENCY: Soldotna PD

MONTHS OF 1/92 to 12/92

OFFENSES KNOWN TO POLICE

CLASSIFICATION OF OFFENSES	OFFENSES REPORTED OR KNOWN	UNFOUNDED FALSE OR BASELESS	NUMBER OF ACTUAL OFFENSES	** OFFENSES CLEARED ** BY ARREST OR EXCEPTION	
				TOTAL	JUVENILES ONLY
<b>CRIMINAL HOMICIDE</b>					
MURDER & NONNEG MANSL					
MANSL BY NEGLIGENCE					
TOTAL					
<b>FORCIBLE RAPE</b>					
RAPE BY FORCE					
ATTMPTD FORCABLE RAPE					
TOTAL					
<b>ROBBERY</b>					
FIREARM					
KNIFE/CUTTING INSTRMT					
OTHR DANGEROUS WEAPON					
STRONG-ARM (HANDS, FISTS)					
TOTAL					
<b>ASSAULT</b>					
FIREARM	4		4	2	
KNIFE OR CUTTING INSTR.					
OTHER DANGEROUS WEAPON					
HANDS, FIST, FEET, AGGRAVTD	3		3	1	
OTHER ASSAULTS - SIMPLE	35		35	20	1
TOTAL					
	42		42	23	1
<b>BURGLARY</b>					
FORCIBLE ENTRY	19		19	1	
UNLAWFUL ENTRY - NO FORCE	2		2		
ATTEMPTED FORCIBLE ENTRY					
TOTAL					
	21		21	1	
<b>LARCENY</b>					
THEFT(EX MOTOR VEHICLES)	211		211	28	16
TOTAL					
	211		211	28	16
<b>MOTOR VEHICLE THEFT</b>					
AUTOS	15		15	1	
TRUCKS AND BUSES					
OTHER VEHICLES					
TOTAL					
	15		15	1	
GRAND TOTAL					
	289		289	53	17

PROPERTY STOLEN BY CLASSIFICATION

CLASSIFICATION OF OFFENSES	NUMBER OF ACTUAL OFFENSES	VALUE OF PROPERTY STOLEN
MURDER/MANSLAUGHTER MURDER/NONNEG MANSLAUGHTER		
TOTAL		
RAPE FORCIBLE RAPE		
TOTAL		
ROBBERY HIGHWAY (STRT,ALLEYS,ETC) COMMERCIAL HOUSE GAS OR SERVICE STATION CHAIN STORE RESIDENCE BANK MISCELLANEOUS		
TOTAL		
BURGLARY RESIDENCE (DWELLING) NIGHT (6PM - 6AM) DAY (6AM - 6PM) UNKNOWN NON-RESIDENCE (STORE ETC) NIGHT (6PM - 6AM) DAY (6AM - 6PM) UNKNOWN	1 3 16 1	\$1,500.00 \$7,703.00
TOTAL		
LARCENIES BY VALUE (EX MV) \$200 AND OVER \$50 TO \$200 UNDER \$50	32 20 159	\$41,049.00 \$2,231.00 \$184.00
LARCENIES BY TYPE POCKET - PICKING PURSE - SNATCHING SHOPLIFTING FROM MOTOR VEHICLES MOTOR VEH. PARTS & ACC. BICYCLES FROM BUILDINGS (EX C & H) FROM ANY COIN-OP MACHINES ALL OTHER	16 1 3 191	\$43,464.00
TOTAL		
MOTOR VEHICLE THEFTS MOTOR VEHICLE THEFTS	15	\$8,000.00
MOTOR VEHICLES RECOVERED STOLEN & REC'D LOCALLY STOLEN LOC & REC'D OTHER STOLEN OTHER & RECD LOCAL		
TOTAL		
GRAND TOTAL		

AGENCY: Soldotna PD

Months of 1/92 to 12/92

PROPERTY STOLEN/RECOVERED BY TYPE

TYPE OF PROPERTY	VALUE OF PROPERTY STOLEN	VALUE OF PROPERTY RECOVERED
CURRENCY, NOTES, ETC.	\$14,643.00	\$3,500.00
JEWELRY & PRECIOUS METALS	\$150.00	
CLOTHING AND FURS		
LOCALLY STOLEN MOTOR VEH.	\$9,500.00	\$2,000.00
OFFICE EQUIPMENT		
TV, RADIOS, CAMERAS, ETC.	\$2,170.00	
FIREARMS		
HOUSEHOLD GOODS	\$250.00	
CONSUMABLE GOODS	\$25.00	
LIVESTOCK		
MISCELLANEOUS	\$33,929.00	\$122.00
-----		
GRAND TOTAL	\$60,667.00	\$5,622.00





AGE, SEX AND RACE OF PERSONS ARRESTED

UNDER 18 YEARS OF AGE

OFFENSE	CLASS	SEX	***** AGE *****					***** RACE *****				
			12/ UNDER	13 14	15	16	17	TOTAL UNDER 18	WHITE	BLACK	IND	ASIAN
MURDER	01A	M F										
MANSLAUGHTER	01B	M F										
RAPE	02	M F										
ROBBERY	03	M F										
AGG. ASSAULT	04	M F										
BURGLARY	05	M F										
LARCENY	06	M F		7 3	4 1	1		12 4		14		2
MV. THEFT	07	M F										
OTH. ASSLTs.	08	M F			1			1		1		
ARSON	09	M F										
FORGERY	10	M F										
FRAUD	11	M F										
EMBEZZLEMENT	12	M F										
STOLEN PROPERTY	13	M F										
VANDALISM	14	M F										
WEAPONS	15	M F										
PROSTITUTION	16	M F										
SEX OFFENSES	17	M F										
SALE/MANUFACTURE OF DRUGS												
NARCOTICS	18A	M F										
MARIJUANA	18B	M F										
SYNTHETIC NARCOTICS	18C	M F										



AGE, SEX AND RACE OF PERSONS ARRESTED  
UNDER 18 YEARS OF AGE

OFFENSE	CLASS	SEX	***** AGE *****					***** RACE *****					
			12/ UNDER	13 14	15	16	17	TOTAL UNDER 18	WHITE	BLACK	IND	ASIAN	
OTHER NON-NARCOTIC	18D	M											
		F											
-----													
POSSESSION OF DRUGS													
-----													
NARCOTICS	18E	M											
		F											
MARIJUANA	18F	M											
		F											
SYNTHETIC NARCOTICS	18G	M											
		F											
OTHER NON-NARCOTIC	18H	M											
		F											
-----													
GAMBLING													
-----													
BOOKMAKING	19A	M											
		F											
NUMBERS	19B	M											
		F											
OTHER GAMBLING	19C	M											
		F											
-----													
FAMILY/CHILD	20	M											
		F											
DRIV. INFLC.	21	M											
		F						1	1	1			
LIQUOR	22	M			1	1	5	7					
		F					2	2	9				
DISORDERLY	24	M											
		F											
ALL OTHER	26	M		3	2	3	4	12					
		F			2	2	1	5	17				
CURFEW	28	M											
		F											
RUN-AWAYS	29	M											
		F											
		M		10	8	5	9	32					
		F		3	3	2	4	12	42			2	
-----													
GRAND TOTAL				13	11	7	13	44	42			2	

AGENCY: Soldotna PD

YEAR ENDING 1992

LAW ENFORCEMENT OFFICERS KILLED OR ASSAULTED

TYPE OF ACTIVITY	TOTAL	KNIFE OTHER		HANDS	TWO	ONE MAN		DETECT OR		OTHER		POLICE	
	ASSLTS	OTHER	DANGER	FIST	MAN	VEHICLE	SPECIAL	ASSIGN	ALONE	ASSIST	ALONE	ASSIST	ASSAULTS
	WEAPON	FIREARM	INSTR	WEAPON	FEET	VEH	ALONE	ASSIST	ALONE	ASSIST	ALONE	ASSIST	CLEARED
	(A)	(B)	(C)	(D)	(E)	(F)	(G)	(H)	(I)	(J)	(K)	(L)	(M)
RESPOND TO DISTURB CALL	2	2				2							2
BURGLARIES IN PROGRESS													
ROBBERIES IN PROGRESS													
ATTEMPTING OTHER ARREST													
CIVIL DISORDER													
HANDLING/TRANS PRISONER													
INVEST SUSP. PERSON/CIR													
AMBUSH - NO WARNING													
MENTALLY DERANGED													
TRAFFIC PURSUITS/STOPS													
OTHER													
TOTAL	2	2				2							2
NUMBER W/ PERSONAL INJU													
NUMBER W/O PERSONAL INJ	2	2											
TIME OF ASSAULTS	2												

OFFICERS KILLED BY FELONIOUS ACTS:  
 OFFICERS KILLED BY ACCIDENT OR NEGLIGENCE:  
 -----  
 TOTAL OFFICERS KILLED:

AGENCY: Univ of AK, Fairbanks

MONTHS OF 1/92 to 12/92

OFFENSES KNOWN TO POLICE

CLASSIFICATION OF OFFENSES	OFFENSES REPORTED OR KNOWN	UNFOUNDED FALSE OR BASELESS	NUMBER OF ACTUAL OFFENSES	** OFFENSES CLEARED **	
				TOTAL	BY ARREST OR EXCEPTION JUVENILES ONLY
<b>CRIMINAL HOMICIDE</b>					
MURDER & NONNEG MANSL					
MANSL BY NEGLIGENCE					
TOTAL					
<b>FORCIBLE RAPE</b>					
RAPE BY FORCE	1		1	1	
ATTMPTD FORCABLE RAPE					
TOTAL					
<b>ROBBERY</b>					
FIREARM					
KNIFE/CUTTING INSTRMT					
OTHR DANGEROUS WEAPON					
STRONG-ARM (HANDS, FISTS)					
TOTAL					
<b>ASSAULT</b>					
FIREARM	2		2	1	
KNIFE OR CUTTING INSTR.	2		2	1	
OTHER DANGEROUS WEAPON					
HANDS, FIST, FEET, AGGRAVTD	3		3	3	
OTHER ASSAULTS - SIMPLE	40		40	21	
TOTAL					
<b>BURGLARY</b>					
FORCIBLE ENTRY	3		3	2	
UNLAWFUL ENTRY - NO FORCE	1		1	1	
ATTEMPTED FORCIBLE ENTRY					
TOTAL					
<b>LARCENY</b>					
THEFT(EX MOTOR VEHICLES)	154		154	80	
TOTAL					
<b>MOTOR VEHICLE THEFT</b>					
AUTOS	6		6	5	
TRUCKS AND BUSES					
OTHER VEHICLES					
TOTAL					
GRAND TOTAL					
	212		212	115	

PROPERTY STOLEN BY CLASSIFICATION

CLASSIFICATION OF OFFENSES	NUMBER OF ACTUAL OFFENSES	VALUE OF PROPERTY STOLEN
MURDER/MANSLAUGHTER		
MURDER/NONNEG MANSLAUGHTER		
TOTAL		
RAPE		
FORCIBLE RAPE	1	
TOTAL	1	
ROBBERY		
HIGHWAY (STRT, ALLEYS, ETC)		
COMMERCIAL HOUSE		
GAS OR SERVICE STATION		
CHAIN STORE		
RESIDENCE		
BANK		
MISCELLANEOUS		
TOTAL		
BURGLARY		
RESIDENCE (DWELLING)		
NIGHT (6PM - 6AM)		
DAY (6AM - 6PM)		
UNKNOWN		
NON-RESIDENCE (STORE ETC)		
NIGHT (6PM - 6AM)	3	
DAY (6AM - 6PM)	1	
UNKNOWN		
TOTAL	4	
LARCENIES BY VALUE (EX MV)		
\$200 AND OVER		
\$50 TO \$200		
UNDER \$50	154	
LARCENIES BY TYPE		
POCKET - PICKING		1
PURSE - SNATCHING		1
SHOPLIFTING		1
FROM MOTOR VEHICLES		20
MOTOR VEH. PARTS & ACC.		3
BICYCLES		10
FROM BUILDINGS (EX C & H)		99
FROM ANY COIN-OP MACHINES		5
ALL OTHER		14
TOTAL	154	154
MOTOR VEHICLE THEFTS		
MOTOR VEHICLE THEFTS	6	
MOTOR VEHICLES RECOVERED		
STOLEN & REC'D LOCALLY		
STOLEN LOC & REC'D OTHER		
STOLEN OTHER & RECD LOCAL		
TOTAL	6	
GRAND TOTAL	165	







AGE, SEX AND RACE OF PERSONS ARRESTED

UNDER 18 YEARS OF AGE

OFFENSE	CLASS	SEX	***** AGE *****					***** RACE *****				
			12/ UNDER	13 14	15	16	17	TOTAL UNDER 18	WHITE	BLACK	IND	ASIAN
MURDER	01A	M F										
MANSLAUGHTER	01B	M F										
RAPE	02	M F										
ROBBERY	03	M F										
AGG. ASSAULT	04	M F										
BURGLARY	05	M F										
LARCENY	06	M F										
MV. THEFT	07	M F										
OTH. ASSLT.	08	M F										
ARSON	09	M F										
FORGERY	10	M F										
FRAUD	11	M F										
EMBEZZLEMENT	12	M F										
STOLEN PROPERTY	13	M F										
VANDALISM	14	M F										
WEAPONS	15	M F										
PROSTITUTION	16	M F										
SEX OFFENSES	17	M F										
SALE/MANUFACTURE OF DRUGS												
NARCOTICS	18A	M F										
MARIJUANA	18B	M F										
SYNTHETIC NARCOTICS	18C	M F										



AGE, SEX AND RACE OF PERSONS ARRESTED

UNDER 18 YEARS OF AGE

OFFENSE	CLASS	SEX	***** AGE *****					***** RACE *****				
			12/ UNDER	13 14	15	16	17	TOTAL UNDER 18	WHITE	BLACK	IND	ASIAN
OTHER NON-NARCOTIC	18D	M F										
-----												
POSSESSION OF DRUGS												
-----												
NARCOTICS	18E	M F										
MARIJUANA	18F	M F										
SYNTHETIC NARCOTICS	18G	M F										
OTHER NON-NARCOTIC	18H	M F										
-----												
GAMBLING												
-----												
BOOKMAKING	19A	M F										
NUMBERS	19B	M F										
OTHER GAMBLING	19C	M F										
-----												
FAMILY/CHILD	20	M F										
DRIV. INFLC.	21	M F										
LIQUOR	22	M F										
DISORDERLY	24	M F										
ALL OTHER	26	M F					3	3		2	1	
CURFEW	28	M F										
RUN-AWAYS	29	M F										
		M F					3	3		2	1	
-----												
GRAND TOTAL							3	3		2	1	



AGENCY: Wrangell PD

MONTHS OF 1/92 to 12/92

OFFENSES KNOWN TO POLICE

CLASSIFICATION OF OFFENSES	OFFENSES REPORTED OR KNOWN	UNFOUNDED FALSE OR BASELESS	NUMBER OF ACTUAL OFFENSES	** OFFENSES CLEARED ** BY ARREST OR EXCEPTION JUVENILES ONLY	
				TOTAL	ONLY
CRIMINAL HOMICIDE MURDER & NONNEG MANSL MANSL BY NEGLIGENCE					
TOTAL					
FORCIBLE RAPE RAPE BY FORCE ATTMPD FORCABLE RAPE					
TOTAL					
ROBBERY FIREARM KNIFE/CUTTING INSTRMT OTHR DANGEROUS WEAPON STRONG-ARM (HANDS, FISTS)					
TOTAL					
ASSAULT FIREARM KNIFE OR CUTTING INSTR. OTHER DANGEROUS WEAPON HANDS, FIST, FEET, AGGRAVTD OTHER ASSAULTS - SIMPLE					
TOTAL	55		55	40	
BURGLARY FORCIBLE ENTRY UNLAWFUL ENTRY - NO FORCE ATTEMPTED FORCIBLE ENTRY					
TOTAL	10		10		
LARCENY THEFT(EX MOTOR VEHICLES)					
TOTAL	92		92	50	6
MOTOR VEHICLE THEFT AUTOS TRUCKS AND BUSES OTHER VEHICLES					
TOTAL	9		9	8	
GRAND TOTAL	166		166	98	6

PROPERTY STOLEN BY CLASSIFICATION

CLASSIFICATION OF OFFENSES	NUMBER OF ACTUAL OFFENSES	VALUE OF PROPERTY STOLEN
MURDER/MANSLAUGHTER		
MURDER/NONNEG MANSLAUGHTER		
TOTAL		
RAPE		
FORCIBLE RAPE		
TOTAL		
ROBBERY		
HIGHWAY (STRT, ALLEYS, ETC)		
COMMERCIAL HOUSE		
GAS OR SERVICE STATION		
CHAIN STORE		
RESIDENCE		
BANK		
MISCELLANEOUS		
TOTAL		
BURGLARY		
RESIDENCE (DWELLING)		
NIGHT (6PM - 6AM)	1	
DAY (6AM - 6PM)	1	
UNKNOWN	4	
NON-RESIDENCE (STORE ETC)		
NIGHT (6PM - 6AM)	1	\$593.00
DAY (6AM - 6PM)	3	\$160.00
UNKNOWN		
TOTAL		
LARCENIES BY VALUE (EX MV)		
\$200 AND OVER	29	\$36,362.00
\$50 TO \$200	38	\$4,365.00
UNDER \$50	25	\$156.00
LARCENIES BY TYPE		
POCKET - PICKING		
PURSE - SNATCHING		
SHOPLIFTING	2	\$3.00
FROM MOTOR VEHICLES	10	\$1,693.00
MOTOR VEH. PARTS & ACC.		
BICYCLES		
FROM BUILDINGS (EX C & H)	14	\$3,587.00
FROM ANY COIN-OP MACHINES		
ALL OTHER	66	\$35,600.00
TOTAL		
MOTOR VEHICLE THEFTS		
MOTOR VEHICLE THEFTS	9	\$49,100.00
MOTOR VEHICLES RECOVERED		
STOLEN & REC'D LOCALLY	8	
STOLEN LOC & REC'D OTHER		
STOLEN OTHER & RECD LOCAL		
TOTAL		
GRAND TOTAL		
	111	\$90,736.00

AGENCY: Wrangell PD

Months of 1/92 to 12/92

PROPERTY STOLEN/RECOVERED BY TYPE

TYPE OF PROPERTY	VALUE OF PROPERTY STOLEN	VALUE OF PROPERTY RECOVERED
CURRENCY, NOTES, ETC.	\$1,244.00	\$51.00
JEWELRY & PRECIOUS METALS	\$75.00	
CLOTHING AND FURS		
LOCALLY STOLEN MOTOR VEH.	\$59,100.00	\$56,960.00
OFFICE EQUIPMENT		
TV, RADIOS, CAMERAS, ETC.	\$1,270.00	
FIREARMS	\$1,725.00	\$900.00
HOUSEHOLD GOODS	\$2,000.00	
CONSUMABLE GOODS	\$3.00	\$3.00
LIVESTOCK		
MISCELLANEOUS	\$25,319.00	\$17,560.00
GRAND TOTAL	\$90,736.00	\$75,474.00





AGE, SEX AND RACE OF PERSONS ARRESTED

UNDER 18 YEARS OF AGE

OFFENSE	CLASS	SEX	***** AGE *****					***** RACE *****				
			12/ UNDER	13 14	15	16	17	TOTAL UNDER 18	WHITE	BLACK	IND	ASIAN
MURDER	01A	M F										
MANSLAUGHTER	01B	M F										
RAPE	02	M F										
ROBBERY	03	M F										
AGG. ASSAULT	04	M F										
BURGLARY	05	M F										
LARCENY	06	M F	5	4 1	1	3	1	14 1	13		2	
MV. THEFT	07	M F										
OTH. ASSLTs.	08	M F										
ARSON	09	M F										
FORGERY	10	M F										
FRAUD	11	M F										
EMBEZZLEMENT	12	M F										
STOLEN PROPERTY	13	M F										
VANDALISM	14	M F	4	1				5	4		1	
WEAPONS	15	M F										
PROSTITUTION	16	M F										
SEX OFFENSES	17	M F										
SALE/MANUFACTURE OF DRUGS												
NARCOTICS	18A	M F										
MARIJUANA	18B	M F										
SYNTHETIC NARCOTICS	18C	M F										



AGE, SEX AND RACE OF PERSONS ARRESTED

UNDER 18 YEARS OF AGE

OFFENSE	CLASS	SEX	***** AGE *****					***** RACE *****				
			12/ UNDER	13 14	15	16	17	TOTAL UNDER 18	WHITE	BLACK	IND	ASIAN
OTHER NON-NARCOTIC	18D	M F										
-----												
POSSESSION OF DRUGS												
-----												
NARCOTICS	18E	M F										
MARIJUANA	18F	M F										
SYNTHETIC NARCOTICS	18G	M F										
OTHER NON-NARCOTIC	18H	M F										
-----												
GAMBLING												
-----												
BOOKMAKING	19A	M F										
NUMBERS	19B	M F										
OTHER GAMBLING	19C	M F										
-----												
FAMILY/CHILD	20	M F										
-----												
DRIV. INFLC.	21	M F										
-----												
LIQUOR	22	M F		2 1	1 4	5 2	6 1	14 8		19		3
-----												
DISORDERLY	24	M F				1		1		1		
-----												
ALL OTHER	26	M F	2 1	1 1	1	2	2 1	8 3		9		2
-----												
CURFEW	28	M F										
-----												
RUN-AWAYS	29	M F										
-----												
		M	11	8	3	11	9	42				
		F	1	3	4	2	2	12	46			8
-----												
GRAND TOTAL			12	11	7	13	11	54	46			8

RETURN OF ARSON OFFENSES KNOWN TO LAW ENFORCEMENT

(1) PROPERTY CLASSIFICATION	(2) OFFENSES REPORTED OR KNOWN	(3) UNFOUNDED, FALSE OR BASELESS	(4) NUMBER OF ACTUAL OFFENSES	(5) CLEARED BY ARREST OR EXCEPTION	(6) CLEARANCES INVOLVING ONLY PERSONS < 18	(7) NORMALLY UNUSED STRUCTURES	(8) ESTIMATED VALUE OF DAMAGE
-----							
STRUCTURAL							
SINGLE OCCUP RESIDENT							
OTHER RESIDENTIAL							
STORAGE							
INDUSTRIAL/MANUFACTUR	1		1			1	
OTHER COMMERCIAL							
COMMUNITY/PUBLIC							
ALL OTHER STRUCTURES							
TOTAL:	1		1			1	
-----							
MOBILE							
MOTOR VEHICLES							
OTHER MOBILE PROPERTY							
TOTAL:							
-----							
OTHER							
OTHER	1		1	1		1	\$25,000.00
TOTAL:	1		1	1		1	\$25,000.00
-----							
GRAND TOTAL	2		2	1		2	\$25,000.00

**DEFINITIONS OF UCR OFFENSES**

**PART I**

**PART II**



## PART I OFFENSE DEFINITIONS

### 1. CRIMINAL HOMICIDE

#### 1A Murder and nonnegligent manslaughter

Definition -- The willful (nonnegligent) killing of one human being by another.

#### 1B Manslaughter by negligence

Definition -- the killing of another person through gross negligence.

### 2. FORCIBLE RAPE

Definition -- The carnal knowledge of a female forcibly against her will.

### 3. ROBBERY

Definition -- The taking or attempting to take anything of value from the care, custody, or control of a person or persons by force or threat of force or violence and/or by putting the victim in fear.

### 4. AGGRAVATED ASSAULT

Definition -- An unlawful attack by one person upon another for the purpose of inflicting severe or aggravated bodily injury. This type of assault usually is accompanied by the use of a weapon or by means likely to produce death or grave bodily harm.

### 5. BURGLARY

Definition -- The unlawful entry of a structure to commit a felony or a theft.

### 6. LARCENY

Definition -- The unlawful taking, carrying, leading, or riding away of property from the possession or constructive possession of another.

### 7. MOTOR VEHICLE THEFT

Definition -- The theft or attempted theft of a motor vehicle.

8. ARSON

Definition -- Any willful or malicious burning or attempt to burn, with or without intent to defraud, a dwelling house, public building, motor vehicle or aircraft, personal property or another, etc.

## PART II OFFENSE DEFINITIONS

### 9. OTHER ASSAULTS (Simple)

Assaults and attempted assaults where no weapon was used for which did not result in serious or aggravated injury to the victim are included as other assaults.

Examples of local jurisdiction offense titles which would be included in "other assaults" are:

- Simple assault;
- Minor assault;
- Assault and battery;
- Injury by culpable negligence;
- Resisting or obstructing an officer;
- Intimidation;
- Coercion;
- Hazing;
- Attempts to commit the above

### 10. FORGERY AND COUNTERFEITING

In the majority of states, forgery and counterfeiting are treated as allied offenses. Placed in this class are all offenses dealing with the making, altering, uttering, or possessing, with intent to defraud, anything false in the semblance of that which is true. Include:

- Altering or forging public and other records;

- Making, altering, forging or counterfeiting bills, notes, drafts, tickets, checks, credit cards, etc.

- Forging wills, deeds, notes, bonds, seals, trademarks, etc.;

- Counterfeiting coins, plates, blank notes, checks, etc.;

- Possessing or uttering forged or counterfeited instruments;

- Erasures;

- Signing the name of another or fictitious person with intent to defraud;

- Using forged labels;

- Possession, manufacture, etc. of counterfeiting apparatus;

Selling goods with altered, forged, or counterfeited trademarks; and

All attempts to commit the above.

11. **FRAUD**

Fraudulent conversion and obtaining money or property by false pretenses. Include:

Bad checks, except forgeries and counterfeiting;

Confidence games;

Leaving full-service gas station without paying attendant;

Unauthorized withdrawal of money from an automatic teller machine; and

Attempts to commit the above.

12. **EMBEZZLEMENT**

Misappropriation or misapplication of money or property entrusted to one's care, custody, or control. Include attempts.

13. **STOLEN PROPERTY; BUYING, RECEIVING, POSSESSING**

Include in this class all offenses of buying, receiving, and possessing stolen property, as well as all attempts to commit any of these offenses.

14. **VANDALISM**

Vandalism consists of the willful or malicious destruction, injury, disfigurement, or defacement of any public or private property, real or personal, without consent of the owner or person having custody or control by cutting, tearing, breaking, marking, painting, drawing, covering with filth, or any such means as may be specified by local law. This offense covers a wide range of malicious behavior directed at property, such as; cutting auto tires, drawing obscene pictures on public rest room walls, smashing windows, destroying school records, tipping over gravestones, defacing library books, etc. Count all arrest for the above, including attempts.

15. **WEAPONS; CARRYING, POSSESSION, ETC.**

This class deals with weapon offenses, regulatory in nature, such as:

Manufacture, sale or possession of deadly weapon;

Carrying deadly weapons, concealed or openly;

Using, manufacturing, etc., silencers;



Furnishing deadly weapons to minors;  
Aliens possessing deadly weapons; and  
All attempts to commit any of the above.

16. PROSTITUTION AND COMMERCIALIZED VICE

Include in this class the sex offenses of a commercialized nature, such as:

Prostitution;

Keeping a bawdy house, disorderly house, or  
house of ill fame;

Pandering, procuring, transporting, or detaining  
women for immoral purposes, etc.; and

All attempts to commit any of the above.

17. SEX OFFENSES

(Except forcible rape, prostitution, and commercialized vice.) Include offenses against  
chastity, common decency, morals, and the like, such as:

Adultery and fornication;

Buggery;

Incest;

Indecent exposure;

Indecent liberties;

Seduction

Sodomy or crime against nature;

Statutory rape (no force); and

All attempts to commit any of the above.

18. DRUG ABUSE VIOLATIONS

Drug abuse violation arrests are requested on the basis of the narcotics used. Include  
all arrests for violations of state and local laws, specifically those relating to the  
unlawful possession, sale, use, growing, manufacturing and making of narcotic drugs.  
Make the following subdivisions of drug abuse violation arrests, keeping in mind to  
differentiate between Sale/Manufacturing, and Possession:

1. Sale/Manufacturing

18 a. Opium or cocaine and their derivatives  
(morphine, heroin, codeine);

18 b. Marijuana;

18 c. Synthetic narcotics--manufactured narcotics which can  
cause true drug addiction (demerol, methadone); and

18 d. Dangerous nonnarcotic drugs (barbiturates, benzedrine)

2. Possession

- 18 e. Opium or cocaine and their derivatives;  
(morphine, heroin, codeine)
- 18 f. Marijuana;
- 18 g. Synthetic narcotics--manufactured narcotics which can  
cause true drug addiction (demerol, methadone); and
- 18 h. Dangerous nonnarcotic drugs (barbiturates, benzedrine)

Include all attempts to sell, manufacture, or possess any of the above.

19. **GAMBLING**

All charges which relate to promoting, permitting, or engaging in illegal gambling are included in this category. To provide a more refined collection of gambling arrests, to following breakdown should be furnished:

- 19 a. Bookmaking (horse and sport book)
- 19 b. Numbers and lottery
- 19 c. All other

20. **OFFENSES AGAINST THE FAMILY AND CHILDREN**

Include here all charges of nonsupport and neglect or abuse of family and children, such as:

Desertion, abandonment, or nonsupport of spouse  
or child;

Neglect or abuse of spouse or child (if injury is  
serious, score as aggravated assault);

Nonpayment of alimony; and

All attempts to commit any of the above.

NOTE: Do not count victims of these charges who are merely taken into custody for their own protection.

21. **DRIVING UNDER THE INFLUENCE**

This class is limited to the driving or operating of any vehicle or common carrier while drunk or under the influence of liquor or narcotics.

Include:

Operating a motor vehicle while under the  
influence; and

Operating an engine, train, streetcar, boat, etc.,  
while under the influence.

22. LIQUOR LAWS

With the exception of "drunkenness" (offense 23) and "driving under the influence" (offense 21), liquor law violations, state or local, are placed in this class.

Include:

Manufacture, sale, transporting, furnishing,  
possessing, etc., intoxicating liquor;  
Maintaining unlawful drinking places;  
Bootlegging;  
Operating still;  
Furnishing liquor to a minor or intemperate person;  
Using a vehicle for illegal transportation of liquor;  
Drinking on train or public conveyance; and  
All attempts to commit any of the above

23. DRUNKENNESS (NOT REPORTED)

Include in this class all offenses of drunkenness or intoxication, with the exception of "driving under the influence" (offense 21).

Drunkenness;  
Drunk and disorderly;  
Common or habitual drunkard;  
Intoxication

24. DISORDERLY CONDUCT

In this class are placed all charges of committing a breach of the peace.

Include:

Affray;  
Unlawful assembly;  
Disturbing the peace;  
Disturbing meetings;  
Disorderly conduct in state institutions, at court,  
at fairs, on trains or public conveyance, etc.;  
Blasphemy, profanity, and obscene language;  
Desecrating the flag;  
Refusing to assist an officer; and  
All attempts to commit any of the above.

25. VAGRANCY (NOT REPORTED)

Persons prosecuted on the charge of being a "suspicious character or person, etc." are included in this class.

Include:

Vagrancy;  
Begging;

Loitering (persons 18 and over); and  
Vagabondage.

26. ALL OTHER OFFENSES

Include in this class every other state or local offense (except traffic violations) not included in offenses 1 through 25, such as::

Admitting minors to improper places;  
Abduction and compelling to marry;  
Bigamy and polygamy  
Blackmail and extortion;  
Bribery;  
Combination in restraint of trade, trusts,  
    monopolies;  
Contempt of court;  
Criminal anarchism;  
Criminal syndicalism;  
Discrimination, unfair competition;  
Kidnapping;  
Marriage within prohibited degrees;  
Offenses contributing to juvenile delinquency  
    (except as provided for in offenses  
    1 to 25, such as employment of  
    children in immoral vocations or  
    practices, admitting minors to  
    improper places, etc.);  
Perjury and subornation of perjury;  
Possession, repair, manufacture, etc., of burglar's  
    tools;  
Possession of drug paraphernalia;  
Possession or sale of obscene literature, pictures  
    etc.;  
Public nuisances;  
Riot and rout;  
Trespass;  
Unlawfully bringing weapons into prisons or  
    hospitals  
Unlawfully bringing drugs or liquor into state  
    prisons, hospitals, etc.; furnishing  
    to convicts;  
Unlawful disinterment of the dead and violation of  
    sepulcher;  
Unlawful use, possession, etc., of explosives;  
Violations of state regulatory laws and municipal  
    ordinances (this does not include  
    those offenses or regulations which  
    belong in the above classes);  
Violation of quarantine;  
All offenses not otherwise classified; and

All attempts to commit any of the above.

27. SUSPICION (NOT REPORTED)

While "suspicion" is not an offense, it is the grounds for many arrests in those jurisdictions where the law permits. After examination by law enforcement officers, the prisoner is either formally charged or released. Those formally charged are entered in one of the Part I or II offense classes. This class is limited to "suspicion" arrests where persons arrested are released by the police.

28. CURFEW AND LOITERING LAWS (Persons under 18)

Count all arrest for violations of local curfew or loitering ordinances where such laws exist.

29. RUNAWAYS (Persons under 28)

For purposes of the Uniform Crime Reporting Program, report in this category apprehensions for protective custody as defined by local statute. arrests of runaways from one jurisdiction by another agency should be counted by the home jurisdiction. Do not include protective custody actions with respect to runaways taken for other jurisdictions.