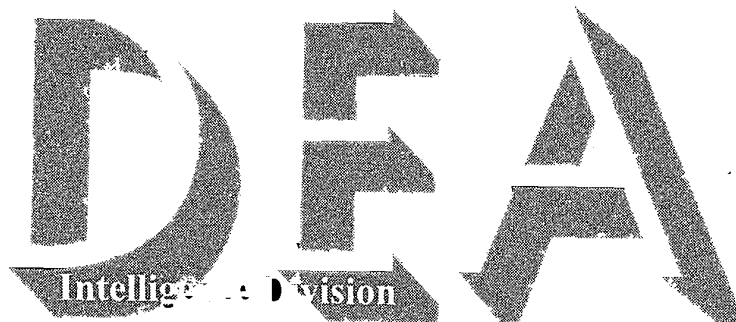


U.S. Department of Justice
Drug Enforcement Administration



Domestic Violence Program
January 1990

Drug Intelligence Review

145561

**U.S. Department of Justice
National Institute of Justice**

This document has been reproduced exactly as received from the person or organization originating it. Points of view or opinions stated in this document are those of the authors and do not necessarily represent the official position or policies of the National Institute of Justice.

Permission to reproduce this ~~copyrighted~~ material has been granted by

Public Domain/DEA

U.S. Department of Justice

to the National Criminal Justice Reference Service (NCJRS).

Further reproduction outside of the NCJRS system requires permission of the ~~copyright~~ owner.

145561



Drug Enforcement Administration

Domestic Monitor Program

January - March 1993

Drug Intelligence Report

This report was prepared by the Strategic Intelligence Section, Domestic Unit. Comments and queries are welcome and may be directed to the Assistant Administrator, Intelligence Division, DEA, on (202) 307-3607.

September 1993

ADMINISTRATOR'S MESSAGE

The Drug Enforcement Administration's (DEA) Domestic Monitor Program (DMP) provides intelligence regarding the source area, cost, and purity of heroin being sold at the retail or "street" level in 19 continental U.S. cities and San Juan, Puerto Rico. The data contained in this report are based on actual undercover heroin purchases made by DEA on the streets of these cities during the first quarter of Calendar Year 1993.

The national average purity of heroin for January - March 1993 was 35.2 percent. This purity continues the trend of unusually high national average purities that have been reported in the DMP over the past year. The high average purity is at least partially due to the continuing rise in the purity of heroin classified as Southwest Asian, which averaged 56.8 percent during the January - March 1993 period.

A handwritten signature in black ink, reading "Robert C. Bonner". The signature is fluid and cursive, with the first name "Robert" and last name "Bonner" clearly legible.

Robert C. Bonner
Administrator of
Drug Enforcement

CONTENTS

iii	Administrator's Message
vii	Executive Assessment
1	Overview: January - March 1993
6	Adulterants and Diluents
8	Brand Names
11	Appendix A: Individual City Sampling
36	Appendix B: Exhibit Data by City
53	Appendix C: Definitions
57	Distribution

TABLES AND GRAPHS

ix	DMP City Summary Data
1	DMP Average Heroin Purity by Source Area
2	DMP Average Heroin Purity by Source Area and City
3	DMP Heroin Dominance by Source Area
4	DMP Heroin Prices
4	DMP Average Heroin Cost by Source Area
5	DMP Average Heroin Prices and Purities by City
7	Adulterants by Source Area
7	Diluents by Source Area
8	Brand Names and Logos by DMP City

EXECUTIVE ASSESSMENT

The Domestic Monitor Program (DMP) is a quarterly Special Field Intelligence Program (SFIP) designed, funded, and administered by the Drug Enforcement Administration (DEA). The objective of the DMP is to monitor the retail-level heroin situation. This objective is accomplished by making undercover heroin purchases that are analyzed for price, purity, adulterants/diluents, and geographic source area. The results are then reported to Federal, state, and local authorities.

During the first quarter of calendar year 1993, the DMP collected samples in 20 metropolitan areas: Atlanta, Boston, Chicago, Dallas, Denver, Detroit, Houston, Los Angeles, Miami, Newark, New Orleans, New York City, Philadelphia, Phoenix, San Diego, San Francisco, San Juan, Seattle, St. Louis, and Washington, D.C. The following summarizes the collected samples:

- During this quarter, 180 exhibits were purchased, 168 (93 percent) of which contained heroin. Of these 168 exhibits, five were classified as outliers, and, as such, are not included in the national averages or in the summaries given below. Outliers are included in Appendix B of this report.
- The purity of these exhibits averaged 35.2 percent (for all exhibits containing heroin) with a low of 1.7 percent in Atlanta, and a high of 98.3 percent in Boston.
- A total of 26 exhibits (25 percent of the exhibits that could be classified) were of Southeast Asian origin (SEA) with an average purity of 34.2 percent.
- A total of 25 exhibits (25 percent of the exhibits that could be classified) were of Southwest Asian origin (SWA) with an average purity of 56.8 percent. This is the fourth consecutive quarter that the average purity of SWA heroin exhibits has exceeded that of SEA heroin.
- A total of 50 exhibits (50 percent of the exhibits that could be classified) were of Mexican origin (MEX) with an average purity of 24.9 percent.
- A total of 62 exhibits were of unclassifiable origin (UNC) with an average purity of 35.3 percent.

- The average cost per milligram of pure heroin by source area was:

Southeast Asian (SEA)	\$1.08
Southwest Asian (SWA)	\$1.16
Mexican (MEX)	\$1.41
All classifiable sources combined	\$1.25
Unclassifiable	\$2.26
All heroin combined	\$1.64

In order to achieve maximum benefit from this report, it should be used in conjunction with other available intelligence indicators. The DMP represents a limited view of the heroin situation due to its concentration in only 20 cities. This report makes no quarter-to-quarter comparisons due to the limited number of samples purchased in each city during each quarter nor does it represent a comprehensive view of the overall national situation. A calendar-year summary, which includes year-to-year DMP city comparisons, is issued when all individual quarterly data are complete. DMP results concerning heroin by geographic source area may differ somewhat from those calculated in the Heroin Signature Program (HSP). The HSP is an annual DEA program analyzing random samples of domestic purchases and seizures as well as all seizures made at U.S. ports of entry and, as such, involves a much broader and more extensive data base.¹

¹ For more information on DEA's Heroin Signature Program and Heroin Signature Classifications, see Appendix C.

DMP CITY SUMMARY DATA		
City	Average Purity (percent)	Average Cost (dollar/milligram)
Atlanta	17.4	3.87
Boston	81.1	2.10
Chicago	27.6	0.63
Dallas ¹	10.6	1.16
Denver	32.7	1.54
Detroit	18.9	1.75
Houston	14.0	1.43
Los Angeles	28.9	0.75
Miami	10.6	1.13
Newark	59.7	0.73
New Orleans	17.5	3.07
New York	64.0	0.45
Philadelphia	79.9	0.62
Phoenix ¹	17.0	5.99
San Diego	45.1	0.44
San Francisco	34.0	1.05
San Juan	62.6	0.58
Seattle	15.6	2.48
St. Louis	24.9	1.73
Washington, D.C.	27.4	1.21
DMP Average	35.2	1.64

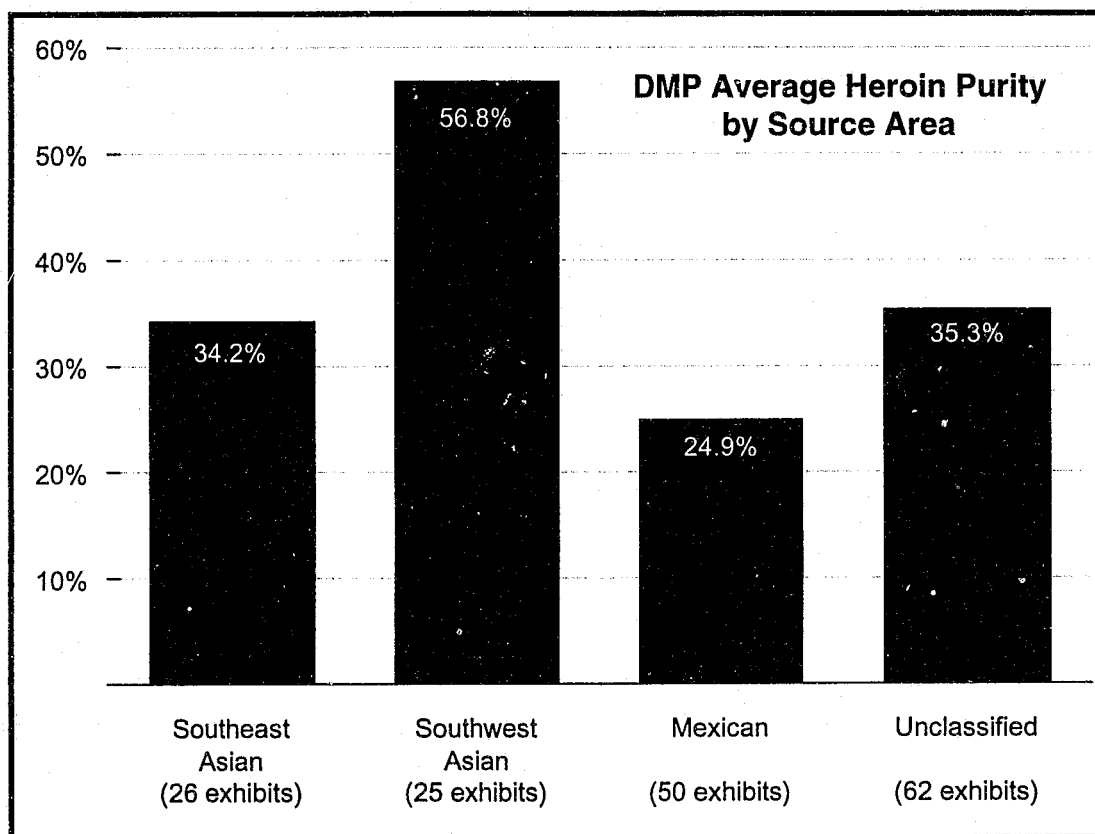
¹ These cities purchased exhibits classified as "outliers." Outliers are those samples that have a purity of less than 0.5 percent or a price greater than \$16.00 per milligram pure. Outliers are not included in the DMP average.

OVERVIEW: JANUARY - MARCH 1993

The Domestic Monitor Program (DMP) is a retail-level heroin purchase program designed to provide Federal, state, and local authorities with intelligence relating to heroin purity, price, availability, adulterants, diluents, and geographic source areas (Signature analysis).¹ The DMP collected samples in 20 metropolitan areas: Atlanta, Boston, Chicago, Dallas, Denver, Detroit, Houston, Los Angeles, Miami, Newark, New Orleans, New York City, Philadelphia, Phoenix, San Diego, San Francisco, San Juan, Seattle, St. Louis, and Washington, D.C.

The following information is a result of the analysis of DMP exhibits for the first quarter of 1993:

A total of 180 exhibits were submitted to DEA's Special Testing and Research Laboratory for Signature analysis. Of these exhibits, 12 (7 percent) did not contain heroin. Of the 168 exhibits that did contain heroin, five were not used because they were classified as "outliers." Outliers are those samples that have a purity of less than 0.5 percent or a price greater than \$16.00 per milligram pure. Outliers are not used in the calculation of DMP averages or trends.



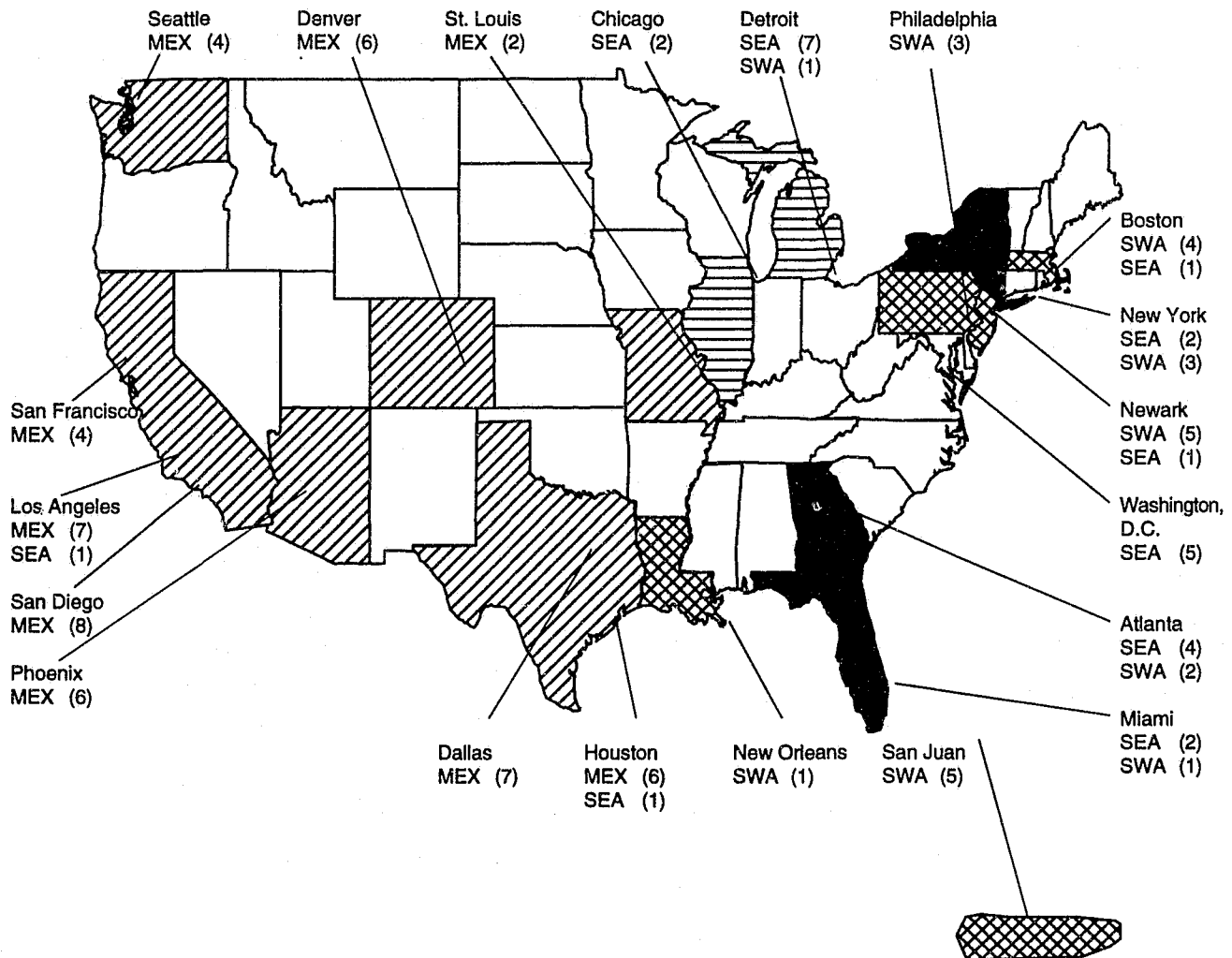
¹ For an explanation of Signature analysis and other terms used in this report, see Appendix C.

The purity of the remaining 163 heroin exhibits ranged from a low of 1.7 percent in Atlanta to a high of 98.3 percent in Boston. Of the 163 exhibits, 62 (38 percent) were unusable for source area identification. Submissions are unusable when there is insufficient weight to perform all the required tests or when test results are inconsistent. A test result is considered inconsistent when it matches more than one existing profile or when it does not match any of the currently used profiles.

DMP AVERAGE HEROIN PURITY by Source Area and City						
City	Southeast Asian		Southwest Asian		Mexican	
	Number of Exhibits	Average Purity (percent)	Number of Exhibits	Average Purity (percent)	Number of Exhibits	Average Purity (percent)
Atlanta	4	33.0	2	13.6	--	--
Boston	1	72.1	4	82.6	--	--
Chicago	2	36.5	--	--	--	--
Dallas ¹	--	--	--	--	7	10.7
Denver	--	--	--	--	6	31.2
Detroit	7	22.1	1	30.4	--	--
Houston	1	40.5	--	--	6	11.4
Los Angeles	1	42.1	--	--	7	27.4
Miami	2	9.9	1	13.7	--	--
Newark	1	59.3	5	55.5	--	--
New Orleans	--	--	1	19.3	--	--
New York	2	62.4	3	61.8	--	--
Philadelphia	--	--	3	79.6	--	--
Phoenix ¹	--	--	--	--	6	21.9
San Diego	--	--	--	--	8	45.1
San Francisco	--	--	--	--	4	21.4
San Juan	--	--	5	59.4	--	--
Seattle	--	--	--	--	4	18.8
St. Louis	--	--	--	--	2	34.0
Washington, D.C.	5	34.3	--	--	--	--
Totals	26		25		50	
National Average		34.2		56.8		24.9

¹ These cities purchased exhibits that were counted as outliers and were not included in the DMP average.

DMP Heroin Dominance by Source Area



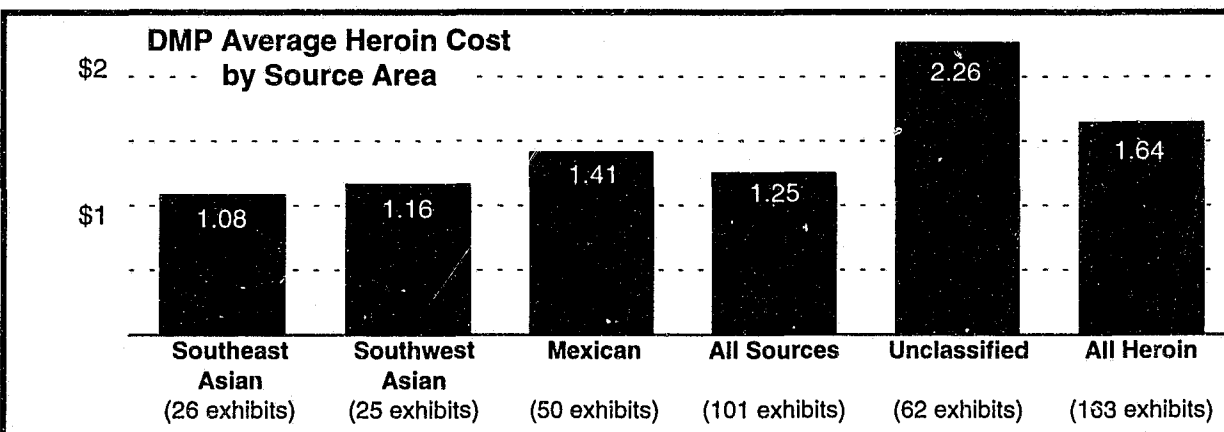
Legend

DMP City
 () Number of Exhibits
 SEA Southeast Asian Heroin
 SWA Southwest Asian Heroin
 MEX Mexican Heroin
 UNC Unclassified Heroin

- Southeast Asian Heroin Dominated Area
- Southwest Asian Heroin Dominated Area
- Mexican Heroin Dominated Area
- Mixed Heroin Dominated Area
- No Heroin Samples Collected

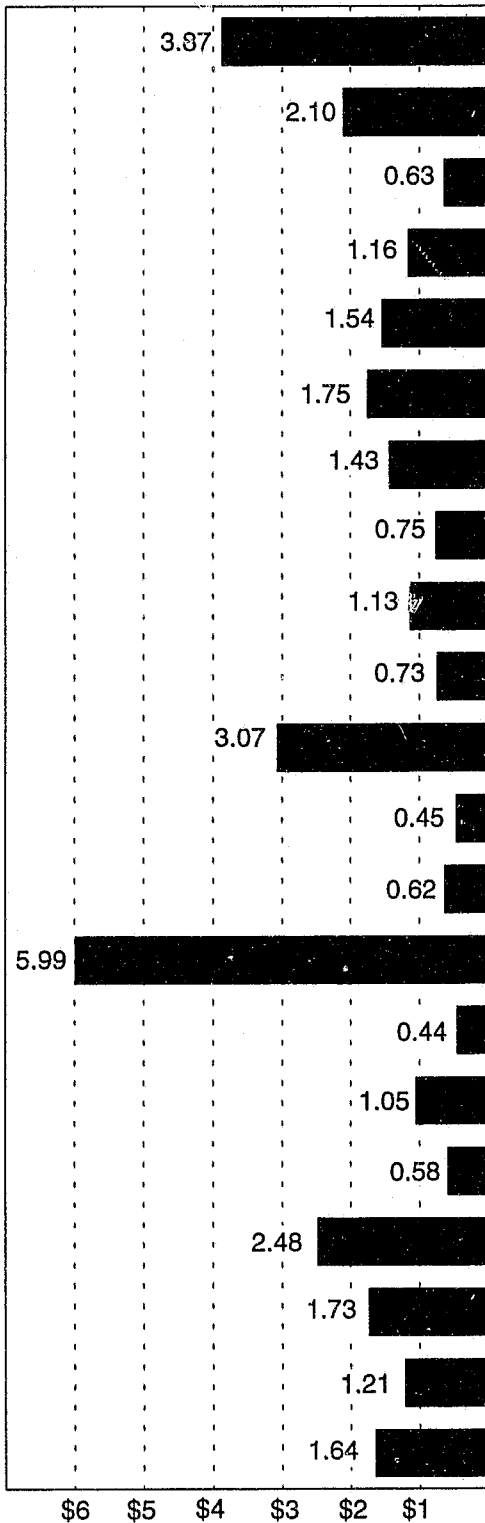
DMP HEROIN PRICES
(U.S. dollars/milligram pure)

City	Southeast Asian	Southwest Asian	Mexican	Unclassified	Average
Atlanta	2.03	2.84	--	5.44	3.87
Boston	2.99	1.76	--	2.22	2.10
Chicago	0.49	--	--	0.78	0.63
Dallas	--	--	1.15	1.25	1.16
Denver	--	--	1.39	1.84	1.54
Detroit	1.14	0.64	--	2.65	1.75
Houston	0.35	--	1.62	1.41	1.43
Los Angeles	0.33	--	0.48	1.75	0.75
Miami	1.04	0.68	--	1.26	1.13
Newark	0.55	0.90	--	0.55	0.73
New Orleans	--	3.92	--	2.22	3.07
New York	0.36	0.46	--	0.46	0.45
Philadelphia	--	0.64	--	0.60	0.62
Phoenix	--	--	4.32	9.34	5.99
San Diego	--	--	0.44	--	0.44
San Francisco	--	--	1.07	1.03	1.05
San Juan	--	0.64	--	0.51	0.58
Seattle	--	--	1.00	5.44	2.48
St. Louis	--	--	1.25	2.68	1.73
Washington, D.C.	0.81	--	--	1.70	1.21
DMP Average	1.08	1.16	1.41	2.26	1.64

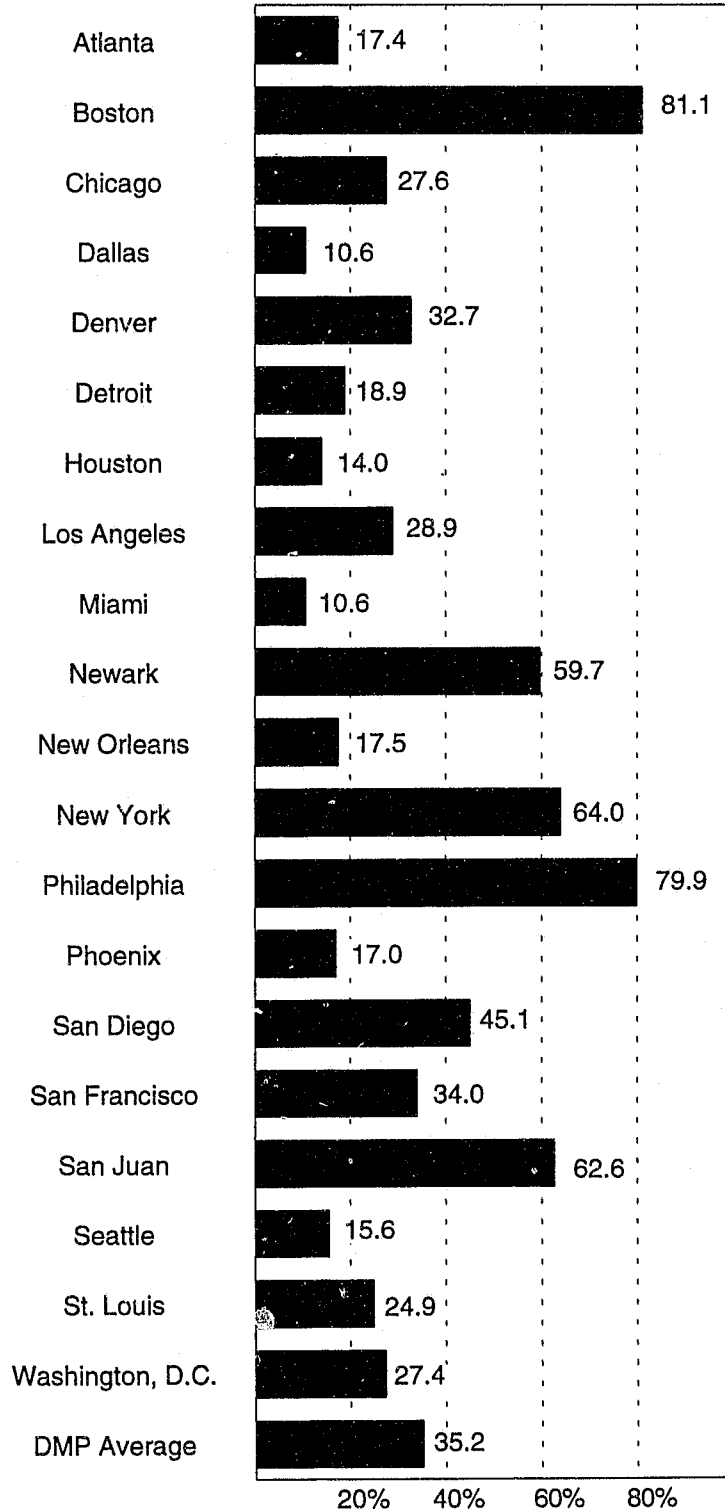


DMP Average Heroin Prices and Purities by City¹

Price (U.S. dollars)



Purity (percent)



¹ Based on 163 exhibits.

ADULTERANTS AND DILUENTS

Heroin (diacetylmorphine) is produced from morphine by a chemical process known as acetylation. The morphine is extracted from opium, which comes from the opium poppy plant (*Papaver somniferum L.*). Adulterants are impurities in the final product that are carried over from the opium poppy plant or the extracted opium (such as morphine), substances that are produced as by-products during heroin processing (such as monoacetylmorphine), or substances that are added during heroin processing to modify the character of the heroin (such as quinine). Adulterants have physiological effects of their own.

Monoacetylmorphine is an impurity from the heroin manufacturing process; it results from incomplete acetylation or conversion of morphine to heroin, and it also is a direct result of heroin decomposition or reversion to its original state, morphine. This decomposition can be caused by prolonged exposure to moisture or acid.

Diluents are those substances that are added to the heroin to extend its bulk. Unlike adulterants, diluents are inert substances with no physiological effects.

The following tables list adulterants and diluents found in first quarter 1993 DMP exhibits:

ADULTERANTS BY SOURCE AREA Number of Occurrences (Percent of Source Area's Exhibits)								
Adulterant	Southeast Asian ¹		Southwest Asian ²		Mexican ³		Total ⁴	
	Number	Percent	Number	Percent	Number	Percent	Number	Percent
Acetylcodeine	23	88	13	52	27	54	63	63
Monoacetylmorphine	5	19	17	68	24	48	46	46
Quinine	10	38	7	28	--	--	17	17
Diphenhydramine	4	15	--	--	9	18	13	13
Acetaminophen	8	31	2	8	1	2	11	11
Caffeine	6	23	1	4	--	--	7	7
Noscapine	--	--	--	--	6	12	6	6
Morphine	--	--	5	20	--	--	5	5
Procaine	--	--	3	12	--	--	3	3
Aspirin	1	4	1	4	--	--	2	2
Cocaine	1	4	1	4	--	--	2	2
Papaverine	--	--	--	--	2	4	2	2
Chloroquine	1	4	--	--	--	--	1	1
Nicotinamide	--	--	1	4	--	--	1	1

¹ Based on 26 exhibits.

² Based on 25 exhibits.

³ Based on 50 exhibits.

⁴ Based on 101 exhibits.

DILUENTS BY SOURCE AREA Number of Occurrences (Percent of Source Area's Exhibits)								
Diluent	Southeast Asian ¹		Southwest Asian ²		Mexican ³		Total ⁴	
	Number	Percent	Number	Percent	Number	Percent	Number	Percent
Lactose	13	50	11	44	22	44	46	46
Mannitol	18	69	19	76	2	4	39	39
Starch	8	31	6	24	2	4	16	16
Amorphous Material	--	--	--	--	12	24	12	12
Dextrose	1	4	--	--	--	--	1	1
Lint	--	--	1	4	--	--	1	1
Sucrose	1	4	--	--	--	--	1	1

¹ Based on 26 exhibits.

² Based on 25 exhibits.

³ Based on 50 exhibits.

⁴ Based on 101 exhibits.

BRAND NAMES

Retail packages bearing brand names are frequently encountered in DMP samples. A brand name denotes the trafficking organization or the cutting house where the drug was diluted and repackaged. Within the heroin trade, the use of brand names has become so extensive that some organizations conduct business using counterfeit brand names. When the counterfeit products begin to erode the business of a group, they will change the name of their product, conduct an extensive advertising campaign, and begin again.

During first quarter 1993, brand names were encountered on DMP exhibits obtained in Boston, Detroit, Newark, New York, and Philadelphia; in addition, street names were reported in Los Angeles and Washington, DC.

BRAND NAMES AND LOGOS by DMP City			
City	Source	Purity (percent)	Brand Name/Logo
Boston	SEA	72.1	Hulk
	SWA	94.5	Big Count
	SWA	94.2	Big Count
	SWA	74.6	Logo of a sun with a face on it
	SWA	66.9	Super Power
	UNC	98.3	Body Count
	UNC	78.6	Logo of a unicorn and star
	UNC	77.3	Party Machine with logo of a handgun
	UNC	73.3	Panther
Detroit	SEA	40.9	Best Bet\$
	SEA	6.5	Lace
	SWA	30.4	Mo Better
	UNC	12.5	Kriss Kross
	UNC	10.0	Kriss Kross with logo of two crossed bats
	UNC	4.8	Bronco with logo of a horse
	UNC	2.4	One Time

**BRAND NAMES AND LOGOS
by DMP City**

City	Source	Purity (percent)	Brand Name/Logo
Los Angeles	SEA	42.1	Seller described the heroin as "synthetic china white," also known as "dog"
Newark	SEA	59.3	Totally Awesome
	SWA	93.1	President with picture of Capitol building
	SWA	66.0	Bad Medicine
	SWA	58.4	Blue Thunder
	SWA	36.9	Coming Up with three stars
	SWA	23.0	Mambo King
	UNC	77.0	Playmate with a picture of a naked woman
	UNC	76.0	Almighty with a picture of Jesus Christ
	UNC	65.0	Poison
	UNC	41.8	Excellent with red stars
New York	SEA	64.4	Monster
	SEA	60.4	Rumba in center of a logo
	SWA	76.0	Bad Boy
	SWA	61.2	Hell Raiser (six envelopes) and small black and white logo (four envelopes)
	SWA	48.1	Visa next to a star logo
	UNC	93.7	Q-45
	UNC	91.5	Q-45
	UNC	66.0	Hot Earth
	UNC	55.3	Bomba 2
	UNC	53.5	China White in fancy script
	UNC	49.3	Hell Raiser (six envelopes) and small black and white logo (four envelopes)
	UNC	48.4	Child's Play
	Cocaine & procaine		El Coqui above \$500

BRAND NAMES AND LOGOS by DMP City			
City	Source	Purity (percent)	Brand Name/Logo
Philadelphia	SWA	95.4	Raiders
	SWA	76.1	DNT
	SWA	67.3	Concord
	UNC	83.0	Pioneer
	UNC	77.9	Nissan
Washington, DC	SEA	28.0	Street name is Ghetto Boys
	SEA	22.0	Street name is Bee-bop

APPENDIX A: INDIVIDUAL CITY SAMPLING**Atlanta**

Heroin Purity			
Source Composition	Occurrences	Purity Range (percent)	Average Purity (percent)
Heroin	12	1.7 - 35.5	17.4
Southeast Asian	4	30.2 - 35.5	33.0
Southwest Asian	2	5.9 - 21.3	13.6
Unclassified	6	1.7 - 15.7	8.4

Adulterants (Number of Occurrences)					
Adulterant	Southeast Asian	Southwest Asian	Mexican	Unclassified	Total
Quinine	3	1	--	6	10
Acetylcodeine	4	--	--	1	5
Monoacetylmorphine	--	1	--	3	4
Caffeine	1	--	--	1	2
Salicylic acid	--	--	--	2	2
Acetaminophen	--	--	--	1	1
Morphine	--	1	--	--	1

Note: All samples are heroin hydrochloride unless otherwise noted. The purities of all DMP samples determined to be heroin base were recalculated as heroin hydrochloride for purposes of comparison. Samples that were bought on the same day and have nearly identical compositions are treated as one exhibit in this part of the report. Appendix B contains details on each separate exhibit.

Atlanta (continued)

Diluents (Number of Occurrences)					
Diluent	Southeast Asian	Southwest Asian	Mexican	Unclassified	Total
Starch	3	2	--	5	10
Mannitol	4	2	--	3	9
Lactose	--	1	--	2	3
Sucrose	--	--	--	3	3
Dextrose	1	--	--	1	2

Heroin Price per Milligram Pure (U.S. dollars)					
	Southeast Asian	Southwest Asian	Mexican	Unclassified	Average
	2.03	2.84	--	5.44	3.87

Boston

Heroin Purity			
Source Composition	Occurrences	Purity Range (percent)	Average Purity (percent)
Heroin	9	66.9 - 98.3	81.1
Southeast Asian	1	--	72.1
Southwest Asian	4	66.9 - 94.5	82.6
Unclassified	4	73.3 - 98.3	81.9

Adulterants (Number of Occurrences)					
Adulterant	Southeast Asian	Southwest Asian	Mexican	Unclassified	Total
Acetylcodeine	1	3	--	4	8
Monoacetylmorphine	1	3	--	2	6
Quinine	--	1	--	3	4
Nicotinamide	--	1	--	--	1
Procaine	--	--	--	1	1

Diluents (Number of Occurrences)					
Diluent	Southeast Asian	Southwest Asian	Mexican	Unclassified	Total
Mannitol	1	1	--	3	5
Lactose	1	1	--	--	2

Heroin Price per Milligram Pure (In Dollars)					
	Southeast Asian	Southwest Asian	Mexican	Unclassified	Average
	2.99	1.76	--	2.22	2.10

Chicago

Heroin Purity			
Source Composition	Occurrences	Purity Range (percent)	Average Purity (percent)
Heroin	4	14.9 - 37.3	27.6
Southeast Asian	2	35.7 - 37.3	36.5
Unclassified	2	14.9 - 22.5	18.7

Adulterants (Number of Occurrences)					
Adulterant	Southeast Asian	Southwest Asian	Mexican	Unclassified	Total
Acetylcodeine	2	--	--	2	4
Diphenhydramine	2	--	--	2	4

Diluents (Number of Occurrences)					
Diluent	Southeast Asian	Southwest Asian	Mexican	Unclassified	Total
Lactose	3	--	--	2	5

Heroin Price per Milligram Pure (In Dollars)					
	Southeast Asian	Southwest Asian	Mexican	Unclassified	Average
	0.49	--	--	0.78	0.63

Dallas

Heroin Purity			
Source Composition	Occurrences	Purity Range (percent)	Average Purity (percent)
Heroin	8	6.5 - 15.4	10.6
Mexican	7	6.5 - 15.4	10.7
Unclassified	1	--	10.0
Lithium carbonate	1	--	--

Adulterants (Number of Occurrences)					
Adulterant	Southeast Asian	Southwest Asian	Mexican	Unclassified	Total
Diphenhydramine	--	--	7	1	8
Monoacetylmorphine	--	--	2	1	3
Acetaminophen	--	--	1	--	1
Acetylcodeine	--	--	1	--	1
Morphine	--	--	--	1	1
Noscapine	--	--	--	1	1

Diluents (Number of Occurrences)					
Diluent	Southeast Asian	Southwest Asian	Mexican	Unclassified	Total
Lactose	--	--	7	1	8
Mannitol	--	--	2	--	2

Heroin Price per Milligram Pure (In Dollars)					
	Southeast Asian	Southwest Asian	Mexican	Unclassified	Average
	--	--	1.15	1.25	1.16

Denver

Heroin Purity			
Source Composition	Occurrences	Purity Range (percent)	Average Purity (percent)
Heroin	9	15.7 - 39.4	32.7
Mexican	6	15.7 - 39.4	31.2
Unclassified	3	34.2 - 36.8	35.7

Adulterants (Number of Occurrences)					
Adulterant	Southeast Asian	Southwest Asian	Mexican	Unclassified	Total
Acetylcodeine	--	--	5	4	9
Monoacetylmorphine	--	--	2	1	3
Noscapine	--	--	2	1	3

Diluents (Number of Occurrences)					
Diluent	Southeast Asian	Southwest Asian	Mexican	Unclassified	Total
Amorphous Material	--	--	3	--	3

Heroin Price per Milligram Pure (In Dollars)					
	Southeast Asian	Southwest Asian	Mexican	Unclassified	Average
	--	--	1.39	1.84	1.54

Detroit

Heroin Purity			
Source Composition	Occurrences	Purity Range (percent)	Average Purity (percent)
Heroin	14	2.4 - 40.9	18.9
Southeast Asian	7	6.5 - 40.9	22.1
Southwest Asian	1	--	30.4
Unclassified	6	2.4 - 30.3	13.3
Sodium Bicarbonate	1	--	--

Adulterants (Number of Occurrences)					
Adulterant	Southeast Asian	Southwest Asian	Mexican	Unclassified	Total
Acetylcodeine	6	--	--	2	8
Diphenhydramine	1	--	--	5	6
Quinine	1	--	--	5	6
Acetaminophen	3	--	--	1	4
Caffeine	2	--	--	1	3
Monoacetylmorphine	--	1	--	2	3
Aspirin	1	--	--	--	1
Chloroquine	1	--	--	--	1
Cocaine	1	--	--	--	1

Detroit (continued)

Diluents (Number of Occurrences)					
Diluent	Southeast Asian	Southwest Asian	Mexican	Unclassified	Total
Lactose	5	1	--	6	12
Mannitol	3	1	--	6	10
Starch	3	--	--	3	6
Sucrose	1	--	--	--	1

Heroin Price per Milligram Pure (U.S. dollars)					
	Southeast Asian	Southwest Asian	Mexican	Unclassified	Average
	1.14	0.64	--	2.65	1.75

Houston

Heroin Purity			
Source Composition	Occurrences	Purity Range (percent)	Average Purity (percent)
Heroin	9	7.0 - 40.5	14.0
Southeast Asian	1	--	40.5
Mexican	6	7.0 - 29.8	11.4
Unclassified	2	8.4 - 8.6	8.5

Adulterants (Number of Occurrences)					
Adulterant	Southeast Asian	Southwest Asian	Mexican	Unclassified	Total
Acetylcodeine	1	--	--	--	1
Monoacetylmorphine	--	--	1	--	1

Diluents (Number of Occurrences)					
Diluent	Southeast Asian	Southwest Asian	Mexican	Unclassified	Total
Lactose	1	--	7	--	8
Mannitol	1	--	--	--	1

Heroin Price per Milligram Pure (In Dollars)					
	Southeast Asian	Southwest Asian	Mexican	Unclassified	Average
	0.35	--	1.62	1.41	1.43

Los Angeles

Heroin Purity			
Source Composition	Occurrences	Purity Range (percent)	Average Purity (percent)
Heroin	10	14.8 - 46.7	28.9
Southeast Asian	1	--	42.1
Mexican	7	16.1 - 46.7	27.4
Unclassified	2	14.8 - 33.0	23.9

Adulterants (Number of Occurrences)					
Adulterant	Southeast Asian	Southwest Asian	Mexican	Unclassified	Total
Acetylcodeine	1	--	7	2	10
Monoacetylmorphine	1	--	6	1	8
Diphenhydramine	--	--	1	--	1
Papaverine	--	--	1	--	1

Diluents (Number of Occurrences)					
Diluent	Southeast Asian	Southwest Asian	Mexican	Unclassified	Total
Lactose	--	--	5	1	6
Mannitol	1	--	--	--	1

Heroin Price per Milligram Pure (In Dollars)					
	Southeast Asian	Southwest Asian	Mexican	Unclassified	Average
	0.33	--	0.48	1.75	0.75

Miami

Heroin Purity			
Source Composition	Occurrences	Purity Range (percent)	Average Purity (percent)
Heroin	8	6.9 - 13.9	10.6
Southeast Asian	2	6.9 - 12.9	9.9
Southwest Asian	1	--	13.7
Unclassified	5	7.1 - 13.9	10.3
Cocaine	1	--	--
Cocaine, procaine, lidocaine	1	--	--

Adulterants (Number of Occurrences)					
Adulterant	Southeast Asian	Southwest Asian	Mexican	Unclassified	Total
Quinine	--	1	--	2	3

Diluents (Number of Occurrences)					
Diluent	Southeast Asian	Southwest Asian	Mexican	Unclassified	Total
Mannitol	1	1	--	4	6
Lactose	1	1	--	1	3

Heroin Price per Milligram Pure (In Dollars)					
	Southeast Asian	Southwest Asian	Mexican	Unclassified	Average
	1.04	0.68	--	1.26	1.13

Newark

Heroin Purity			
Source Composition	Occurrences	Purity Range (percent)	Average Purity (percent)
Heroin	10	23.0 - 93.1	59.7
Southeast Asian	1	--	59.3
Southwest Asian	5	23.0 - 93.1	55.5
Unclassified	4	41.8 - 77.0	65.0

Adulterants (Number of Occurrences)					
Adulterant	Southeast Asian	Southwest Asian	Mexican	Unclassified	Total
Monoacetylmorphine	1	3	--	4	8
Acetylcodeine	1	1	--	4	6
Acetaminophen	1	2	--	--	3
Morphine	--	2	--	--	2
Diphenhydramine	1	--	--	1	2
Quinine	1	--	--	1	2
Caffeine	1	--	--	--	1
Cocaine	--	--	--	1	1
Procaine	--	--	--	1	1

Newark (continued)

Diluents (Number of Occurrences)					
Diluent	Southeast Asian	Southwest Asian	Mexican	Unclassified	Total
Mannitol	1	5	--	4	10
Lactose	1	--	--	1	2
Starch	1	-	--	--	1

Heroin Price per Milligram Pure (U.S. dollars)					
	Southeast Asian	Southwest Asian	Mexican	Unclassified	Average
	0.55	0.90	--	0.55	0.73

New Orleans

Heroin Purity			
Source Composition	Occurrences	Purity Range (percent)	Average Purity (percent)
Heroin	2	15.6 - 19.3	17.5
Southwest Asian	1	--	19.3
Unclassified	1	--	15.6
Sodium Bicarbonate	2	--	--

Adulterants (Number of Occurrences)					
Adulterant	Southeast Asian	Southwest Asian	Mexican	Unclassified	Total
Monoacetylmorphine	--	--	--	1	1

Diluents (Number of Occurrences)					
Diluent	Southeast Asian	Southwest Asian	Mexican	Unclassified	Total
Mannitol	--	1	--	1	2

Heroin Price per Milligram Pure (In Dollars)					
	Southeast Asian	Southwest Asian	Mexican	Unclassified	Average
	--	3.92	--	2.22	3.07

New York City

Heroin Purity			
Source Composition	Occurrences	Purity Range (percent)	Average Purity (percent)
Heroin	12	48.1 - 93.7	64.0
Southeast Asian	2	60.4 - 64.4	62.4
Southwest Asian	3 ¹	48.1 - 76.0	61.8
Unclassified	7 ¹	48.4 - 93.7	65.4
Cocaine & procaine	1	--	--

Adulterants (Number of Occurrences)					
Adulterant	Southeast Asian	Southwest Asian	Mexican	Unclassified	Total
Acetylcodeine	2	2	--	7	11
Monoacetylmorphine	1	2	--	4	7
Procaine	--	2	--	3	5
Quinine	--	1	--	2	3
Acetaminophen	2	--	--	--	2
Caffeine	1	--	--	1	2
Cocaine	--	--	--	2	2
Lidocaine	--	--	--	1	1
Papaverine	--	--	--	1	1

¹ Heroin composition of one of the Southwest Asian heroin exhibits and one of the Unclassified exhibits was mixed heroin base and heroin hydrochloride.

New York City (continued)

Diluents (Number of Occurrences)					
Diluent	Southeast Asian	Southwest Asian	Mexican	Unclassified	Total
Mannitol	2	3	--	4	9
Starch	1	1	--	1	3
Lactose	--	1	--	1	2
Dextrose	--	--	--	1	1

Heroin Price per Milligram Pure (U.S. dollars)					
	Southeast Asian	Southwest Asian	Mexican	Unclassified	Average
	0.36	0.46	--	0.46	0.45

Philadelphia

Heroin Purity			
Source Composition	Occurrences	Purity Range (percent)	Average Purity (percent)
Heroin	5	66.7 - 95.4	79.9
Southwest Asian	3	66.7 - 95.4	79.6
Unclassified	2	77.9 - 83.0	80.5

Adulterants (Number of Occurrences)					
Adulterant	Southeast Asian	Southwest Asian	Mexican	Unclassified	Total
Monoacetylmorphine	--	4	--	2	6
Acetylcodeine	--	3	--	2	5
Caffeine	--	1	--	--	1
Morphine	--	1	--	--	1
Procaine	--	1	--	--	1
Quinine	--	1	--	--	1

Diluents (Number of Occurrences)					
Diluent	Southeast Asian	Southwest Asian	Mexican	Unclassified	Total
Lactose	--	3	--	--	3
Mannitol	--	1	--	2	3
Lint	--	1	--	--	1
Starch	--	1	--	--	1

Heroin Price per Milligram Pure (In Dollars)					
	Southeast Asian	Southwest Asian	Mexican	Unclassified	Average
	--	0.64	--	0.60	0.62

Phoenix

Heroin Purity			
Source Composition	Occurrences	Purity Range (percent)	Average Purity (percent)
Heroin	9	6.6 - 54.8	17.0
Mexican	6	6.9 - 54.8	21.9
Unclassified	3	6.6 - 7.8	7.3

Adulterants (Number of Occurrences)					
Adulterant	Southeast Asian	Southwest Asian	Mexican	Unclassified	Total
Monoacetylmorphine	--	--	2	2	4
Acetylcodeine	--	--	2	--	2
Noscapine	--	--	1	--	1

Diluents (Number of Occurrences)					
Diluent	Southeast Asian	Southwest Asian	Mexican	Unclassified	Total
Amorphous Material	--	--	--	2	2
Debris	--	--	--	2	2

Heroin Price per Milligram Pure (In Dollars)					
	Southeast Asian	Southwest Asian	Mexican	Unclassified	Average
	--	--	4.32	9.34	5.99

San Diego

Heroin Purity			
Source Composition	Occurrences	Purity Range (percent)	Average Purity (percent)
Heroin	8	19.8 - 67.3	45.1
Mexican	8	19.8 - 67.3	45.1

Adulterants (Number of Occurrences)					
Adulterant	Southeast Asian	Southwest Asian	Mexican	Unclassified	Total
Acetylcodeine	--	--	8	--	8
Monoacetylmorphine	--	--	6	--	6
Noscapine	--	--	1	--	1
Papaverine	--	--	1	--	1

Diluents (Number of Occurrences)					
Diluent	Southeast Asian	Southwest Asian	Mexican	Unclassified	Total
Amorphous Material	--	--	5	--	5
Lactose	--	--	1	--	1
Starch	--	--	1	--	1

Heroin Price per Milligram Pure (In Dollars)					
	Southeast Asian	Southwest Asian	Mexican	Unclassified	Average
	--	--	0.44	--	0.44

San Francisco

Heroin Purity			
Source Composition	Occurrences	Purity Range (percent)	Average Purity (percent)
Heroin	6	8.4 - 84.8	34.0
Mexican	4	8.4 - 30.6	21.4
Unclassified	2	33.7 - 84.8	59.3

Adulterants (Number of Occurrences)					
Adulterant	Southeast Asian	Southwest Asian	Mexican	Unclassified	Total
Monoacetylmorphine	--	--	3	1	4
Acetylcodeine	--	--	2	1	3

Diluents (Number of Occurrences)					
Diluent	Southeast Asian	Southwest Asian	Mexican	Unclassified	Total
Amorphous Material	--	--	3	--	3
Inositol	--	--	--	1	1

Heroin Price per Milligram Pure (In Dollars)					
	Southeast Asian	Southwest Asian	Mexican	Unclassified	Average
	--	--	1.07	1.03	1.05

San Juan

Heroin Purity			
Source Composition	Occurrences	Purity Range (percent)	Average Purity (percent)
Heroin	10	47.6 - 84.6	62.6
Southwest Asian	5	47.6 - 74.9	59.4
Unclassified	5	50.0 - 84.6	65.8

Adulterants (Number of Occurrences)					
Adulterant	Southeast Asian	Southwest Asian	Mexican	Unclassified	Total
Acetylcodeine	--	4	--	3	7
Monoacetylmorphine	--	3	--	4	7
Quinine	--	2	--	1	3
Cocaine	--	1	--	1	2
Aspirin	--	1	--	--	1
Lidocaine	--	--	--	1	1
Morphine	--	1	--	--	1

Diluents (Number of Occurrences)					
Diluent	Southeast Asian	Southwest Asian	Mexican	Unclassified	Total
Lactose	--	3	--	4	7
Mannitol	--	4	--	2	6
Starch	--	2	--	--	2

Heroin Price per Milligram Pure (In Dollars)					
	Southeast Asian	Southwest Asian	Mexican	Unclassified	Average
	--	0.64	--	0.51	0.58

Seattle

Heroin Purity			
Source Composition	Occurrences	Purity Range (percent)	Average Purity (percent)
Heroin	6	4.8 - 31.0	15.6
Mexican	4	12.6 - 31.0	18.8
Unclassified	2	4.8 - 13.8	9.3
Aspirin & caffeine	1	--	--
Nicotinamide, tetracaine, & quinine	1	--	--

Adulterants (Number of Occurrences)					
Adulterant	Southeast Asian	Southwest Asian	Mexican	Unclassified	Total
Acetylcodeine	--	--	1	2	3
Monoacetylmorphine	--	--	1	2	3
Noscapine	--	--	2	--	2
Morphine	--	--	--	1	1

Diluents (Number of Occurrences)					
Diluent	Southeast Asian	Southwest Asian	Mexican	Unclassified	Total
None					

Heroin Price per Milligram Pure (In Dollars)					
	Southeast Asian	Southwest Asian	Mexican	Unclassified	Average
	--	--	1.00	5.44	2.48

St. Louis

Heroin Purity			
Source Composition	Occurrences	Purity Range (percent)	Average Purity (percent)
Heroin	3	6.8 - 61.2	24.9
Mexican	2	6.8 - 61.2	34.0
Unclassified	1	--	6.8

Adulterants (Number of Occurrences)					
Adulterant	Southeast Asian	Southwest Asian	Mexican	Unclassified	Total
Diphenhydramine	--	--	1	1	2
Acetylcodeine	--	--	1	--	1
Monoacetylmorphine	--	--	1	--	1

Diluents (Number of Occurrences)					
Diluent	Southeast Asian	Southwest Asian	Mexican	Unclassified	Total
Lactose	--	--	2	1	3
Starch	--	--	1	1	2
Amorphous Material	--	--	1	--	1

Heroin Price per Milligram Pure (In Dollars)					
	Southeast Asian	Southwest Asian	Mexican	Unclassified	Average
	--	--	1.25	2.68	1.73

Washington, D.C.

Heroin Purity			
Source Composition	Occurrences	Purity Range (percent)	Average Purity (percent)
Heroin	9	6.7 - 50.0	27.4
Southeast Asian	5	22.0 - 50.0	34.3
Unclassified	4	6.7 - 28.7	18.8

Adulterants (Number of Occurrences)					
Adulterant	Southeast Asian	Southwest Asian	Mexican	Unclassified	Total
Quinine	5	--	--	3	8
Acetylcodeine	5	--	--	--	5
Caffeine	1	--	--	2	3
Acetaminophen	2	--	--	--	2
Lidocaine	--	--	--	2	2
Procaine	--	--	--	2	2
Cocaine	--	--	--	1	1
Benzocaine	--	--	--	1	1
Monoacetylmorphine	1	--	--	--	1

Washington, D.C. (continued)

Diluents (Number of Occurrences)					
Diluent	Southeast Asian	Southwest Asian	Mexican	Unclassified	Total
Mannitol	4	--	--	4	8
Lactose	1	--	--	2	3
Starch	--	--	--	1	1

Heroin Price per Milligram Pure (U.S. dollars)					
	Southeast Asian	Southwest Asian	Mexican	Unclassified	Average
	0.81	--	--	1.70	1.21

APPENDIX B: EXHIBIT DATA BY CITY

Atlanta

Exhibit Number	Location	Purity (percent)	Source Area	Price (dollar)	Price/mg (dollar)	Purchase Date	Identifying Marks or Brand Name
1	McDaniel St., SW	3.1	UNC	100.00	5.556	01-28	
2	McDaniel St., SW	11.2	UNC	100.00	4.167	01-29	
3	J.P. Brawley Ave.	21.3	SWA	100.00	2.564	02-03	Wax paper package with green stars
4	Kennedy St.	1.7	UNC	100.00	12.500	02-03	
5	Seals & Ballwin Ave.	30.2	SEA	100.00	2.564	02-05	
6	Neal St.	15.7	UNC	100.00	3.571	02-05	
7	Kennedy St.	5.9	SWA	100.00	3.125	02-10	
8	Hilltop Circle	32.9	SEA	100.00	1.124	02-11	
9	McDaniel St.	35.5	SEA	100.00	2.381	03-10	
10	J.P. Brawley St.	9.1	UNC	100.00	2.703	03-10	
11	Hilltop St.	33.2	SEA	100.00	2.041	03-10	
12	Ashby & Simpson St.	9.5	UNC	100.00	4.167	03-10	Paper wrappings have spider web type design

Note: All samples are heroin hydrochloride unless otherwise noted. All samples marked N/A are not heroin unless otherwise noted. In addition, exhibits whose numbers have decimal points (for example, 3.1, 3.2, 3.3) are each one sample that was analyzed in several parts due to differences in composition.

Boston

Exhibit Number	Location	Purity (percent)	Source Area	Price (dollar)	Price/mg (dollar)	Purchase Date	Identifying Marks or Brand Name
11	Blue Hill Ave., Roxbury	98.3	UNC	200.00	3.704	02-12	Body Count
12	Columbia Rd. & Washington St.	66.9	SWA	200.00	2.500	02-12	Super Power
13	Norfolk St., Mattapan	94.2	SWA	200.00	1.136	02-12	Big Count
14	Norfolk St., Dorchester	94.5	SWA	200.00	1.739	03-11	Big Count
15	Washington St., Mattapan	72.1	SEA	200.00	2.985	03-11	Hulk
16	Tremont St. & Parker St.	77.3	UNC	150.00	2.143	03-02	Party Machine with logo of a handgun
17	Washington St. & Dudley St.	73.3	UNC	80.00	1.702	03-02	Panther
18	Shawmut Ave., Roxbury	74.6	SWA	125.00	1.667	03-23	Logo of a sun with a face on it
19	Harrison Ave.	78.6	UNC	125.00	1.330	03-23	Logo of a unicorn and star

Chicago

Exhibit Number	Location	Purity (percent)	Source Area	Price (dollar)	Price/mg (dollar)	Purchase Date	Identifying Marks or Brand Name
6	I-94 & 115th St.	37.3	SEA	100.00	0.455	01-14	
7	Avenue "O"	35.1	SEA	100.00	0.529	01-28	
8	Greenbay	36.2	SEA	100.00	0.513	01-28	
9	S. Commercial	14.9	UNC	20.00	0.870	02-04	
10	S. Avenue "M"	22.5	UNC	30.00	0.682	02-04	

Dallas

Exhibit Number	Location	Purity (percent)	Source Area	Price (dollar)	Price/mg (dollar)	Purchase Date	Identifying Marks or Brand Name
6	Oakland & Carpenter Ave.	N/A	N/A	130.00	N/A	01-20	
7	Peary	0.1 ¹	UNC	120.00	120.00	01-15	
8	Ewing Ave. & 135	15.4	MEX	120.00	1.143	01-27	
9	Myrtle & Carpenter	9.8	MEX	125.00	0.806	02-17	
10	Beulah	12.9	MEX	125.00	1.488	02-17	
11	Webbs Chapel Rd.	6.4	MEX	125.00	1.225	02-24	
12	Cedar Plaza	6.6	MEX	125.00	1.225	02-24	
13	E. Overton	9.9	MEX	125.00	1.289	03-25	
14	Bexar St.	10.0	UNC	125.00	1.250	03-25	
15	Ramey, Ft. Worth	7.7	MEX	120.00	1.395	03-26	
16	Anderson, Ft. Worth	12.5	MEX	130.00	0.674	03-26	
17	Evans & Rosedale Ave., Ft. Worth	0.4 ¹	UNC	120.00	24.000	04-01	

¹ Since the purities of these exhibits were less than 0.5 percent and the prices were greater than \$16.00 per milligram pure, they are treated as outliers in the report.

Denver

Exhibit Number	Location	Purity (percent)	Source Area	Price (dollar)	Price/mg (dollar)	Purchase Date	Identifying Marks or Brand Name
10	Marion & 31st Sts.	28.8	MEX	100.00	1.852	02-01	
11	22nd & Lawrence	39.4	MEX	100.00	1.316	02-08	
12	Wall St., Eaton	15.7	MEX	100.00	1.235	02-16	
13	23rd St.	36.8	UNC	100.00	2.632	02-17	
14	York St.	34.3	MEX	80.00	1.404	03-19	
15	24th St.	34.6	MEX	90.00	0.391	03-19	
16	Stout St.	36.0	UNC	90.00	1.452	03-24	
17	Mariposa St.	35.9	UNC	90.00	0.703	03-24	
18	Broadway, Boulder	34.2	UNC	80.00	1.818	03-26	
19	28th St., Boulder	34.6	MEX	90.00	2.142	03-25	

Detroit

Exhibit Number	Location	Purity (percent)	Source Area	Price (dollar)	Price/mg (dollar)	Purchase Date	Identifying Marks or Brand Name
7	Pasadena	12.3	SEA	120.00	1.538	01-19	
8	12th St. & Grand	30.3	UNC	120.00	0.784	01-19	
9	John R. & Alfred	4.8	UNC	120.00	1.538	01-25	Bronco with logo of horse
10.1	Alfred	30.4	SWA	80.00	0.635	01-25	Mo Better (9 envelopes; One Time (1 envelope)
10.2	Alfred	2.4	UNC	40.00	8.000	01-25	Mo Better (9 envelopes; One Time (1 envelope)
11	Manwood	12.5	UNC	130.00	1.756	02-10	Kriss Kross
12	Wabash	23.2	SEA	130.00	0.977	02-10	
13	Davison & Linwood	40.9	SEA	120.00	0.828	02-17	Best Bet\$
14	Davison & 14th St.	27.7	SEA	120.00	1.224	02-17	
15	Alfred	6.5	SEA	110.00	0.733	02-18	Lace
16	Temple	N/A	N/A	110.00	N/A	02-18	
17	Prairie & Joy Rd.	27.1	SEA	120.00	1.290	03-02	
18	Linwood & Perry Park	10.0	UNC	130.00	2.321	03-02	Kriss Kross with logo of 2 crossed bats
19	Bewick & Mack	19.7	UNC	120.00	1.481	03-12	
20	Faust	17.2	SEA	130.00	1.398	03-15	

Houston

Exhibit Number	Location	Purity (percent)	Source Area	Price (dollar)	Price/mg (dollar)	Purchase Date	Identifying Mark or Brand Name
1	No location given	40.5	SEA	150.00	0.352	01-12	
2	Corder St. & St. Augustine St.	7.2	MEX	150.00	1.685	02-18	
3	Brende St. & Reed Rd.	6.8	MEX	150.00	1.786	02-18	
4	Brandon & Bellfort	6.7	MEX	150.00	1.220	02-08	
5	Reed Rd. & Cullen St.	7.7	MEX	100.00	1.149	02-26	
6	Yellowstone	8.1	MEX	100.00	9.375	02-26	
7	Almeda Genoa & Cullen Blvd.	7.9	MEX	100.00	0.952	02-26	
8	Brandon St. & Reed Rd.	8.5	MEX	100.00	0.990	02-23	
9	St. Augustine St.	8.6	UNC	400.00	1.724	03-23	
10	St. Augustine St.	8.6	MEX	400.00	1.626	03-25	
11.1	Reed Rd. & Brandon St.	8.4	UNC	163.00	1.087	03-29	
11.2	Reed Rd. & Brandon St.	29.8	MEX	87.00	0.305	03-29	

Los Angeles

Exhibit Number	Location	Purity (percent)	Source Area	Price (dollar)	Price/mg (dollar)	Purchase Date	Identifying Marks or Brand Name
7	51st & Avalon Sts.	17.9	MEX	80.00	0.684	03-10	
8	Vernon & Morgan Sts.	16.1	MEX	50.00	0.394	03-10	
9	5th & Main Sts.	14.8	UNC	60.00	0.556	03-11	
10	6th & Main Sts.	23.4	MEX	70.00	0.352	03-11	
11	7th & San Pedro	15.3	MEX	70.00	0.921	03-11	
12	Glenoaks & Vaughn Sts.	33.0	UNC	50.00	2.941	03-25	
13	Ripped off ¹						
14	24th & Hoover Sts.	36.9	MEX	Free	N/A	03-29	
15	6th & Alvarado Sts.	46.7	MEX	80.00	0.258	03-29	
16	SW 104th St.	35.6	MEX	80.00	0.266	03-29	
17	41st & Central Sts.	42.1	SEA	50.00	0.333	03-30	Seller described heroin as "synthetic china white," also known as "dog"

¹The funds used in this attempted purchase were stolen by the heroin seller.

Miami

Exhibit Number	Location	Purity (percent)	Source Area	Price (dollar)	Price/mg (dollar)	Purchase Date	Identifying Marks or Brand Name
8	22nd & Ali Baba Ave.	10.6	UNC	100.00	0.781	03-18	
9	NW 61 St., Liberty City	7.1	UNC	100.00	2.941	03-18	
10	59th St. & 12th Ave.	13.7	SWA	100.00	0.680	03-18	
11	62nd St. & 11th Ave.	6.9	SEA	90.00	1.452	03-18	
12	62nd St. & 11th Ave.	12.9	SEA	100.00	0.630	03-18	
13	NW 3rd Ave., Overtown	N/A	N/A	100.00	N/A	03-18	
14	61st St.	10.6	UNC	100.00	0.952	03-26	
15	62nd St. & 12th Ave.	9.3	UNC	100.00	0.971	03-26	
16	61st St. & 11th Ave.	13.9	UNC	100.00	0.633	03-26	
17	NE 3 Ave.	N/A	N/A	100.00	N/A	03-26	

Newark

Exhibit Number	Location	Purity (percent)	Source Area	Price (dollar)	Price/mg (dollar)	Purchase Date	Identifying Marks or Brand Name
11	Prince & Spruce Sts.	59.3	SEA	140.00	0.549	03-04	Totally Awesome
12	Howard St.	76.0	UNC	141.00	0.330	03-04	Almighty with picture of Jesus Christ
13	South Orange & 11th Ave.	77.0	UNC	150.00	0.495	03-04	Playmate with picture of a naked woman
14	Pennington Ave.	93.1	SWA	150.00	0.374	03-05	President with picture of Capitol building
15	South and Pacific Sts.	23.0	SWA	135.00	1.311	03-05	Mambo King
16	Ross St.	36.9	SWA	150.00	1.220	03-05	Coming Up with three stars
17	2nd St. & Bond St.	58.4	SWA	130.00	0.828	03-19	Blue Thunder
18	South Park St.	66.0	SWA	130.00	0.783	03-19	Bad Medicine
19	New Point Rd. & Court St.	41.8	UNC	140.00	0.707	03-19	Excellent with red stars
20	Broadway & S. Park St.	65.0	UNC	140.00	0.654	03-19	Poison

New Orleans

Exhibit Number	Location	Purity (percent)	Source Area	Price (dollar)	Price/mg (dollar)	Purchase Date	Identifying Marks or Brand Name
2	Rampart St.	N/A	N/A	200.00	N/A	01-11	
3	Canal St. & N. Robertson	15.6	UNC	160.00	2.222	03-02	
4	St. Roch & Earquart St.	19.3	SWA	200.00	3.922	03-22	
5	Rampart	N/A	N/A	200.00	N/A	03-29	
6	Montegut	N/A	N/A	200.00	N/A	03-29	

New York City

Exhibit Number	Location	Purity (percent)	Source Area	Price (dollar)	Price/mg (dollar)	Purchase Date	Identifying Marks or Brand Name
13	Bronx	55.3	UNC	100.00	0.353	02-09	Bomba 2
14	Bronx	N/A	N/A	90.00	N/A	02-09	El Coqui above number \$500
15	Bronx	76.0	SWA	100.00	0.248	02-09	Bad Boy
16	East Harlem	66.00	UNC	100.00	0.327	02-09	Hot Earth
17	Bronx	64.4	SEA	100.00	0.303	03-10	Monster
18	Bronx	60.4	SEA	100.00	0.424	03-10	Rumba in center of a logo
19	East Harlem	53.5	UNC	90.00	0.450	03-10	China White in fancy script
20	Lower East Side	93.7 ¹	UNC	80.00	0.410	03-10	Q-45
21	Lower East Side	48.1 ¹	SWA	100.00	0.599	03-23	Visa next to a star logo
22	Lower East Side	91.5	UNC	100.00	0.592	03-23	Q-45
23	Brooklyn	48.4	UNC	100.00	0.463	03-23	Child's Play
24.1	Brooklyn	61.2	SWA	58.00	0.527	03-23	Hell Raiser (six envelopes); small black & white logo (four envelopes)
24.2	Brooklyn	49.3	UNC	42.00	0.646	03-23	Hell Raiser (six envelopes); small black & white logo (four envelopes)

¹Heroin composition was mixed heroin base and heroin hydrochloride.

Philadelphia

Exhibit Number	Location	Purity (percent)	Source Area	Price (dollar)	Price/mg (dollar)	Purchase Date	Identifying Marks or Brand Name
6	Gurney & Water St.	76.1	SWA	100.00	0.990	03-09	DNT
7	Birch & Hancock Sts.	77.9	UNC	170.00	0.756	03-09	Nissan
8	A St. & Somerset St.	67.8	SWA	100.00	0.495	03-23	Concord
9	A St. & Somerset St.	66.7	SWA	100.00	0.510	03-23	Concord
10	North 3rd St.	83.0	UNC	200.00	0.440	04-01	Pioneer
11	Oriana & Indiana Sts.	95.4	SWA	200.00	0.433	04-01	Raiders

Phoenix

Exhibit Number	Location	Purity (percent)	Source Area	Price (dollar)	Price/mg (dollar)	Purchase Date	Identifying Marks or Brand Name
8	Pecos Rd. & Arizona Ave.	7.5	UNC	65.00	9.286	01-29	
9	51st Ave. & McDowell Rd.	7.7	UNC	65.00	65.000 ¹	01-29	
10	3rd St. & Roosevelt St.	7.8	UNC	70.00	8.750	01-29	
11	24th St. & McDowell Rd.	54.8	MEX	50.00	0.847	02-26	
12	31st Ave. & Van Buren	37.2	MEX	60.00	1.364	02-26	
13	27th Ave. & Van Buren	7.3	MEX	50.00	10.000	03-10	
14	7th St. & Roosevelt	12.4	MEX	70.00	4.375	03-11	
15	7th St. & Mohave	6.9	MEX	60.00	6.000	03-10	
16	Central & Baseline Rd.	12.8	MEX	60.00	2.857	03-10	
17	Central & Roeser	12.4	MEX	60.00	3.750	03-10	
18	48th St. & Southern	6.6	UNC	50.00	10.000	03-10	
19	5th Ave. & Roosevelt	2.0	UNC	50.00	25.000 ¹	03-15	
20	1st & Fillmore	1.1	UNC	50.000	50.000 ¹	03-15	

¹Since the prices of these exhibits were greater than \$16.00 per milligram pure, they are treated as outliers in the report.

San Diego

Exhibit Number	Location	Purity (percent)	Source Area	Price (dollar)	Price/mg (dollar)	Purchase Date	Identifying Marks or Brand Name
10	25th & Broadway	40.4	MEX	150.00	0.558	03-15	
11	29th & Franklin St.	45.7	MEX	140.00	0.299	03-16	
12	29th & Franklin St.	48.9	MEX	150.00	0.348	03-18	
13	19th & K St.	47.6	MEX	180.00	0.457	03-22	
14	Broadway	56.5	MEX	140.00	0.305	03-22	
15	B St.	34.5	MEX	140.00	0.520	03-23	
16	21st & Market	19.8	MEX	140.00	0.757	03-24	
17	Broadway	67.3	MEX	140.00	0.241	03-24	

San Francisco

Exhibit Number	Location	Purity (percent)	Source Area	Price (dollar)	Price/mg (dollar)	Purchase Date	Identifying Marks or Brand Name
13	Turk & Hyde St.	8.4	MEX	25.00	1.923	03-09	
14	Turk & Leavenworth	27.9	MEX	25.00	0.735	03-09	
15	Turk & Hyde St.	18.6	MEX	25.00	1.000	03-11	
16	16th & Mission Sts.	33.7	UNC	70.00	1.373	03-01	
17	20th St.	84.8	UNC	65.00	0.691	03-02	
18	18th & Mission Sts.	30.6	MEX	20.00	0.606	03-09	

San Juan

Exhibit Number	Location	Purity (percent)	Source Area	Price (dollar)	Price/mg (dollar)	Purchase Date	Identifying Marks or Brand Name
11	Monacillo, Rio Piedras	78.3	UNC	100.00	0.658	02-05	
12	Jardines de Berwind PHP, Rio Piedras	47.6	SWA	100.00	0.552	02-17	
13	Jardines de Selles PHP, Rio Piedras	55.0	SWA	100.00	0.375	02-16	
14	San Jose PH, Rio Piedras	56.9	SWA	400.00	0.857	02-16	
15	St. Croix, USVI	62.4	SWA	180.00	0.968	02-18	
16	Barrio Paso Seco, Santa Isabel	84.6	UNC	65.00	0.436	02-24	
17	Barrio Cotto Laurel, Ponce	74.9	SWA	100.00	0.463	02-24	
18	Jardines de Montellanos, Cayey	65.2	UNC	100.00	0.585	03-02	
19	San Fernando PHP, Rio Piedras	50.9	UNC	100.00	0.495	03-17	
20	Vista Hermosa PHP, Rio Piedras	50.0	UNC	110.00	0.390	03-26	

Seattle

Exhibit Number	Location	Purity (percent)	Source Area	Price (dollar)	Price/mg (dollar)	Purchase Date	Identifying Marks or Brand Name
11	4th & Pike St.	N/A	N/A	100.00	N/A	02-11	
12	1st & Pike Sts.	12.6	MEX	100.00	1.515	02-11	
13	1st & Pike Sts.	31.0	MEX	84.00	0.816	02-24	
14	G St. & 12th, Tacoma	13.4	MEX	80.00	0.899	03-02	
15	13th St. & Tacoma, Tacoma	18.2	MEX	60.00	0.750	03-02	
16	1st & Pike Sts.	4.8	UNC	140.00	3.182	03-03	
17	Union & 2nd Aves.	13.8	UNC	100.00	7.692	03-24	
18	3rd & Union	N/A	N/A	100.00	N/A	03-25	

St. Louis

Exhibit Number	Location	Purity (percent)	Source Area	Price (dollar)	Price/mg (dollar)	Purchase Date	Identifying Marks or Brand Name
12	Baden Ave.	6.8	UNC	150.00	2.679	02-17	
13.1	Geraldine	61.2	MEX	26.00	0.228	02-17	
13.2	Geraldine	N/A	N/A	74.00	N/A	02-17	
14	Baden Ave.	6.8	MEX	50.00	2.273	02-26	

Washington, D.C.

Exhibit Number	Location	Purity (percent)	Source Area	Price (dollar)	Price/mg (dollar)	Purchase Date	Identifying Marks or Brand Name
11	Georgia Ave. & Girard St.	43.6	SEA	80.00	0.457	02-04	
12	9th & N St., NW	28.0	SEA	60.00	0.769	02-04	
13	9th & N St., NW	20.5	UNC	80.00	1.600	02-19	
14	1st & L St., SW	28.0	SEA	80.00	0.559	02-19	Street name is Ghetto Boys
15	22nd & Alabama Ave., SE	22.0	SEA	80.00	1.778	02-19	Street name is Bee-bop
16	7th & T Sts.	50.0	SEA	100.00	0.490	03-12	
17	7th & T St., NW	19.1	UNC	60.00	1.250	03-12	
18.1	Georgia Ave. & Park Rd.	7.6	UNC	22.00	2.750	03-12	
18.2	Georgia Ave. & Park Rd.	5.7	UNC	51.00	3.643	03-12	
18.3	Georgia Ave. & Park Rd.	28.7	UNC	37.00	0.755	03-12	

APPENDIX C: DEFINITIONS

Adulterants: Pharmacologically active substances—such as caffeine, mono-acetylmorphine, procaine, and quinine—that remain in or are added to the final heroin product at the completion of the heroin conversion process.

Alkaloids: Naturally occurring constituents of opium such as codeine, morphine, noscapine, and thebaine.

Black Tar Heroin: A relatively high-purity heroin made from opium poppies grown in Mexico using techniques classified as Mexican in origin. It may be brown to black in color and sticky like roofing tar or hard like coal. Typically, black tar heroin is a hydrochloride salt and is taken by injection.

DAWN: *See* Drug Abuse Warning Network.

Diluents: Pharmacologically inactive substances added to increase bulk—such as lactose, mannitol, starch, and sucrose.

Drug Abuse Warning Network (DAWN): A program—sponsored jointly by DEA and the National Institute on Drug Abuse (NIDA)—to gather, interpret, and disseminate data on drug abuse and overdose deaths. The data are obtained primarily from hospitals and medical examiners in 26 cities.

Gross Weight: The total weight of an exhibit including its packaging material.

Heroin Hydrochloride: A salt of heroin that is water soluble and suitable for injection. This is the type most commonly available to abusers.

Heroin Color: The actual color of the heroin after it has been separated from its adulterants and diluents.

Heroin Signature Classification: The result of Heroin Signature Program analysis. Classifications currently defined include Southeast Asian (SEA), Southwest Asian (SWA), and Mexican (MEX). Also known as Heroin Signature Profiles. When the results of a Signature analysis are inconclusive, the sample may be listed as "unknown" or "insufficient weight." For the purposes of this report, the latter two classifications are grouped together under the heading of "unclassified" (UNC).

Heroin Signature Program: A program developed by DEA to identify the geographic source area of a heroin sample through the detection of specific chemical characteristics in the sample peculiar to its source area. This program employs special chemical analyses to identify and quantitate selected chemical characteristics and secondary constituents of an exhibit—which ideally is at least 1.5 grams net weight and which has a purity of at least 3.0 percent.

Impurities: Naturally occurring constituents of opium or processing chemicals that remain in heroin after the conversion process is completed.

Insufficient Weight: A sample of heroin that is too small for Signature analysis. Ideally, each sample should be at least 1.5 grams net weight (including adulterants and diluents) and should have a purity of at least 3.0 percent. A sample of this minimum weight and purity has a pure heroin weight of at least 45 milligrams. A smaller sample is not classifiable by means of Signature analysis and is labeled as "insufficient weight."

Mexican Heroin: A type of heroin made from opium poppies grown in Mexico using techniques developed by Mexican chemists. This type of heroin is typically the hydrochloride salt form. The purity is usually low and suitable for injection. Mexican heroin appears in several shades of brown and is powdery in consistency. Black tar heroin is also Mexican in origin and typically much higher in purity.

Net Weight: The total weight of the heroin excluding its packaging.

Outlier: Generally speaking, a number or value that is so far removed from others in its category that it is considered to be invalid for inclusion in the calculation of averages. DMP exhibits that are classified as "outliers" are those exhibits that have a purity of less than 0.5 percent or a price greater than \$16.00 per milligram pure. DMP averages do not include outliers.

Pure Weight: The weight of the heroin as determined by multiplying the purity of an exhibit by its net weight.

Purity: The amount of heroin present compared to all other substances in the sample. Purity is expressed as a percent. Purity and salt type are listed in the DMP report when available.

Southeast Asian no. 3 (SEA #3): Heroin made in Southeast Asia that is not as highly refined as SEA #4 heroin; its color ranges from tan to off-white. Although considered a smoking heroin, it also may be injected intravenously. Caffeine and strychnine usually are added to SEA #3 before the heroin manufacturing process is completed.

Southeast Asian no. 4 (SEA #4): Heroin that is made from Southeast Asian opium and produced in the "Golden Triangle" (Burma, Laos, and Thailand). It is usually encountered as a fine, white powder.

Southwest Asian Heroin (SWA): Heroin made from opium grown in Afghanistan, Iran, or Pakistan. The quality of this heroin ranges from a highly refined white heroin produced in the European-Mediterranean area to a less refined tan heroin produced in Afghanistan, Iran, Pakistan, and Turkey. Pakistani traffickers also produce a highly refined, white heroin for the North American market.

STRIDE: See System to Retrieve Information from Drug Evidence.

System to Retrieve Information from Drug Evidence (STRIDE): A computerized data base program to record, collate, and display the results of qualitative and quantitative chemical analyses as well as the physical circumstances surrounding the acquisition of all drug evidence submitted to the DEA laboratory system. STRIDE data are used to monitor drug prices and potencies, to enumerate the number of exhibits examined, and to provide a comprehensive accounting of drug removals.

DISTRIBUTION

The White House
National Security Council
Office of National Drug Control Policy

Department of Justice
Federal Bureau of Investigation/DIU
Federal Bureau of Prisons
Immigration and Naturalization Service
INTERPOL/USNCB
Organized Crime Drug Enforcement Task Forces
U.S. Marshals Service

Department of the Treasury
Bureau of Alcohol, Tobacco and Firearms
Internal Revenue Service
U.S. Customs Service
U.S. Secret Service

Department of Defense
Defense Intelligence Agency
National Security Agency

Central Intelligence Agency/CNC

Department of State

U.S. Coast Guard

DEA Headquarters
DEA Field Offices
DEA Laboratories

El Paso Intelligence Center
Financial Crimes Enforcement Network
National Drug Intelligence Center

International Association of Chiefs of Police (Narcotics Committee)
National Alliance of State Drug Enforcement Agencies
National Sheriffs' Association