

145327



SUPERIOR COURT OF ARIZONA

1992 Annual Report

Maricopa
County
Juvenile
Court
Center

**Five Year Comparison
1988-1992**

145308

**U.S. Department of Justice
National Institute of Justice**

This document has been reproduced exactly as received from the person or organization originating it. Points of view or opinions stated in this document are those of the authors and do not necessarily represent the official position or policies of the National Institute of Justice.

Permission to reproduce this copyrighted material has been
granted by
Maricopa County Juvenile Court
Center

to the National Criminal Justice Reference Service (NCJRS).

Further reproduction outside of the NCJRS system requires permission of the copyright owner.

INTRODUCTION

This report summarizes statistical information about the Maricopa County Juvenile Court Center in 1992. This report compares the court activity in 1992 with the activity of the prior four years (1988-1991).

The bulk of this report deals with juvenile delinquency and incorrigibility (status) referrals. Information is obtained from police reports, other referring entities, and from probation officers who interviewed the children and their families. It describes the number and characteristics of delinquency and incorrigible offense cases in 1992 handled by the Maricopa County Juvenile Court.

A child becomes known to the court by a "referral" which alleges that the child has violated the law in some way. It should be noted that many children whose actions or social conditions might warrant action by the Juvenile Court are not referred to the court and are therefore not included in these data. Some children are not referred simply because their illegal actions are not observed or reported, or the child is not apprehended. Furthermore, not all activities of juveniles once reported to the police are subsequently referred to the Juvenile Court. Some police agencies within the county use community counseling programs for children apprehended for minor offenses, followed by release to their parents. Consequently, the data presented in this report cannot be taken as a complete measure of the extent of delinquent behavior in Maricopa County.

When it has been decided by a referring agency that a child's action or social condition warrants intervention by the court, that child is referred, and when a child is referred, the intake division of the Juvenile Court begins the process of diagnosis and recommendation. There are numerous ways in which a referral may be dealt with by the court. However, the best interest of the child, balanced with what is in the best interest of the community, must always be considered.

Children also become known to the court when they are being adopted, when one or both parent's rights are being severed (usually prior to adoption), or when the child may have been neglected, abandoned or abused.

The report was prepared by the staff of the Division of Research and Planning of the Maricopa County Juvenile Court Center located at 3125 West Durango, Phoenix, Arizona 85009. Questions concerning this report may be directed to (602)506-4488.

Workload Statistics Summary

	1988	1989	1990	1991	1992
<u>Juvenile Population: *</u>					
DES Estimate of County Population Under 18	503,812	516,616	555,791	576,457	597,123
DES Estimate of County Population 8 through 17	258,064	261,370	289,221	297,997	300,773
<u>Complaints Received:</u>					
Number of Incurability and Delinquent Complaints (Referrals) Received	25,012	26,242	29,031	28,436	27,624
Number of Juveniles Involved	17,371	17,400	18,491	18,478	18,183
Number of Complaints (Referrals) per Juvenile	1.44	1.51	1.57	1.54	1.52
<u>Detention:</u>					
Number of Juveniles Brought to Detention	5,842	6,549	7,100	7,464	7,938
Number of Juveniles Detained	4,899	4,514	5,316	6,187	6,822
Percent Detained	83.9%	68.9%	74.9%	82.9%	85.9%
Average Daily Population	136	149	199	240	225
Detention Capacity at Year End	101	149	213	244	244
Average Length of Stay in Detention (Days)	9.8	11.3	13.3	13.6	11.8
Average Daily Cost of Detention Per Juvenile	\$67.50	\$69.56	\$79.33	\$83.51	\$93.32
<u>Dispositions:</u>					
Number of Juveniles Completing Diversion Programs	1,261	1,151	1,030	1,036	969
Number of Juveniles Placed on Probation	2,044	1,761	2,104	3,086	2,807
Complaints Prior to Probation (Average)	1.5	1.4	1.8	1.8	1.8
Probationer's Violation Rate	.28	.29	.32	.35	.37
Probationer's Violation Rate Including Technicals	.39	.38	.39	.43	.45
Number of Juveniles on Probation at End of Year	2,226	2,062	2,352	3,127	3,222
Average Number of Juveniles Under Supervision Per Probation Officer at End of Year	45	47	51	54	58

	1988	1989	1990	1991	1992
Placements: Day & Evening Care	133	168	280	348	314
Residential	282	237	305	423	430
Number of Juveniles Committed to Department of Youth Treatment & Rehabilitation (DYTR) Excluding Awards	644	600	618	639	668
Average Number of Complaints Prior to Being Committed	4.1	4.4	4.9	5.4	6.0
Number of Delinquents Transferred to Adult Court	121	102	101	173	231
Average Number of Complaints Prior to Transfer	5.8	6.1	6.8	8.8	8.6

<u>Petitions Filed:</u>					
Adoption	840	848	803	967	913
Severance	622	605	558	557	543
Dependency	554	622	532	491	529
Delinquency/Incorrigibility	6,485	7,033	8,031	9,126	9,360
Total Petitions Filed	8,501	9,108	9,924	11,141	11,345

<u>Court Hearings Scheduled: **</u>					
Adoption	1,162	1,179	1,757	1,199	1,375
Severance	1,142	1,329	1,417	1,745	1,229
Dependency	6,332	7,400	7,386	8,198	7,735
Delinquency/Incorrigibility	22,435	24,220	31,460	38,361	33,720
Miscellaneous	1,274	1,512	1,826	1,932	1,978
Total Hearings Scheduled	32,345	35,648	43,846	51,435	46,037

*Population estimates for 1986-1989 are from Mountain West Research: June 6, 1989, distributed by ADES. 1990 is based upon the census, 1991 and 1992 are proportionate between the 1990 census and single year projections for 1993-2040, ADES, Research Admin., Population Statistics Unit, February, 1993.

**Hearing types were re-adjusted in May 1993 to re-classify the Miscellaneous category. Hearing for 1988 to 1992 were re-calculated as a result of this adjustment.

TABLE OF CONTENTS

INTRODUCTION	i
WORKLOAD STATISTICS SUMMARY	ii
TABLE OF CONTENTS	iv
STATE AND COUNTY STATISTICS	Page 1
FINANCIAL AND PERSONNEL SUMMARY	Page 3
JUVENILE POPULATION OF MARICOPA COUNTY	Page 4
TYPE OF JUVENILE REFERRAL	Page 5
40 Most Common Reasons for Referral	Page 7
Severity of Referral	Page 9
Most Severe Offense Per Referral	Page 12
Source of Referral	Page 22
Origination and Severity	Page 23
REFERRAL PROFILE	Page 25
Sex of Referred	Page 25
Age at Referral	Page 26
Ethnicity of Referred	Page 28
School Status of Referred	Page 29
School Grade of Referred	Page 31
School Districts by Severity	Page 32
Number of Previous Referrals	Page 36
FIRST OFFENDER	Page 39
Severity of Referral	Page 39
Sex of Referred	Page 40
Ethnicity of Referred	Page 40
Age at Referral	Page 41
School Grade of Referred	Page 42
DETENTION	Page 43
Intake Screening	Page 43
Average Daily Population	Page 44
Length of Stay	Page 44
Daily Cost per Juvenile	Page 44
Severity of Referral	Page 45
Sex of Referred	Page 45
Ethnicity of Referred	Page 45
Age at Referral	Page 46
Number of Previous Referrals	Page 46
Source of Referral	Page 47

PROBATION	Page 48
Probation Assessments and Collections	Page 49
Placement Assessments and Collections	Page 49
COMMITMENTS	Page 50
TRANSFERS (REMANDS)	Page 51
PROBATION, COMMITMENT, TRANSFER	Page 52
Severity of Referral	Page 52
Sex of Referred	Page 52
Ethnicity of Referred	Page 52
Age at Referral	Page 53
Previous Legal Status of Referred	Page 53
INTAKE	Page 54
Caseload	Page 54
New Complaints Received	Page 55
PIC-ACT	Page 56
HOME DETENTION	Page 57
PLACEMENTS	Page 58
DIVERSION PROGRAMS	Page 59
RECIDIVISM	Page 60
PETITIONS FILED	Page 61
HEARINGS SCHEDULED	Page 63
DISPOSITION OF REFERRALS	Page 64
Non-Court Dispositions	Page 64
Traffic Court Dispositions	Page 65
Court Dispositions	Page 65
Appendix A Zipcode of Residence at Time of Referral	Page 66
Appendix B Actual Schools in each School District	Page 74

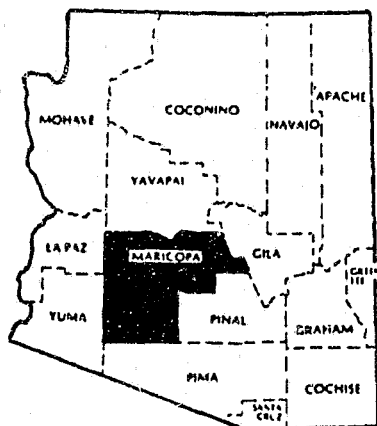
MARICOPA COUNTY JUVENILE COURT CENTER

STATE AND COUNTY STATISTICS

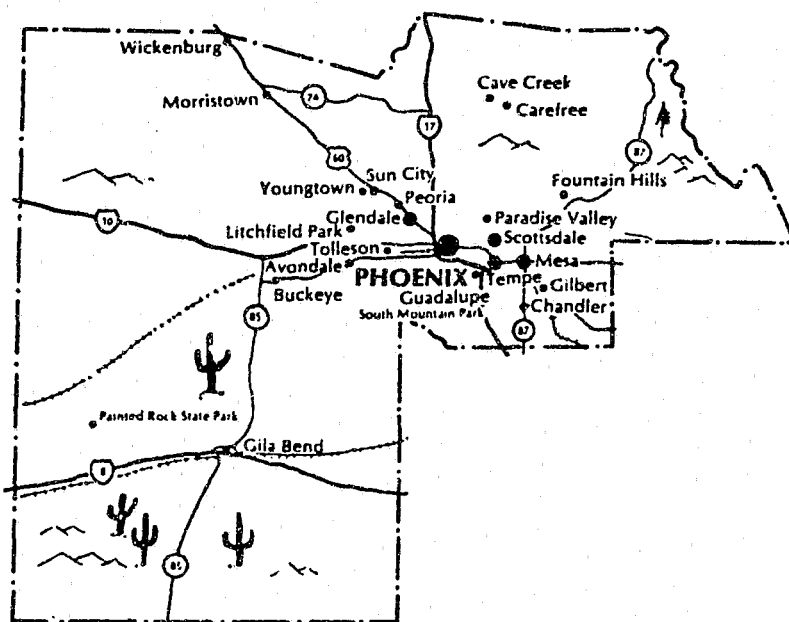
Arizona is geographically the sixth largest state in the nation with 113,909 square miles and a population estimate in 1992 of 3,858,825 in 15 counties. Maricopa County is the seventh most populated county in the nation with 9,226 square miles and a population of 2,285,199. (Department of Economic Security Population Estimates for 1992.)

Approximately 59.2% of the state's population resides in Maricopa County. There are 248 residents per square mile. Nationwide, Maricopa County has the seventh largest population. Phoenix is the county seat.

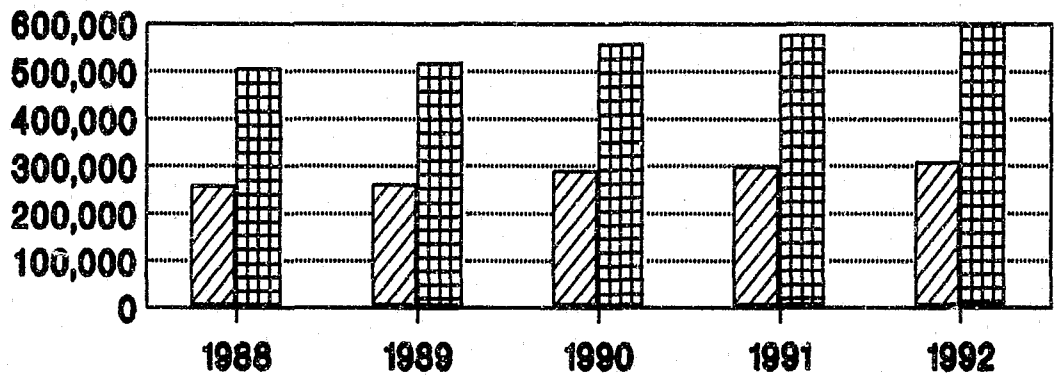
ARIZONA



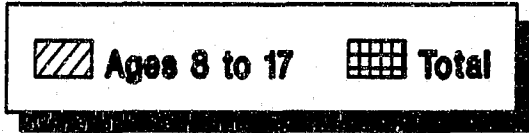
MARICOPA COUNTY



Maricopa County Juvenile Population Under the Age of 18



	1988	1989	1990	1991	1992
Ages 0 to 7	245,748	255,246	266,570	278,460	290,350
Ages 8 to 17	258,064	261,370	289,221	297,997	306,773
Total	503,812	516,616	555,791	576,457	597,123



Source: Department of Economic Security
1992 Population Estimates

Approximately 600,000 children live in Maricopa County, and of those, 306,773 are between 8 and 17 years of age inclusively who fall under the juvenile jurisdiction.

Juveniles of these ages are at risk of referral to the Juvenile Court for delinquency or incorrigibility (status) offenses.

MARICOPA COUNTY JUVENILE COURT CENTER


FINANCIAL SUMMARY

Fiscal	1988-1989	1989-1990	1990-1991	1991-1992	1992-1993
Operating Budget:	14,126,103	15,876,706	21,972,094	23,589,504	20,529,115
State Grants:					
Foster Care	5,678,062	6,380,416	8,322,541	10,591,936	8,376,351
Family Counseling	177,053	145,124	174,688	194,572	252,336
State Aid to Probation	192,133	294,492	350,655	352,155	325,250
PIC-ACT	517,123	493,733	451,570	295,498	600,494
Judge Pro-Tempore	191,071	196,835	-----	-----	-----
JIPS	973,606	1,031,811	1,068,678	1,154,887	1,355,781
CASA	26,287	50,330	53,823	74,300	91,398
Federal Grants:					
Food and Nutrition	112,557	161,451	210,938	234,423	230,000
Juvenile Probation Service Fees:					
Training Unit	60,989	51,740	6,070	152,372	30,000
Field Supervisors	47,541	106,915	113,453	112,602	161,722
Field Probation Officers	-----	-----	12,061	104,740	57,486
Financial Accountability	29,489	57,755	61,712	50,997	66,049
TOTAL FUNDS	22,132,014	24,847,308	32,798,203	36,907,992	32,085,990

PERSONNEL SUMMARY

Personnel		1992	Total
Court	Judges	5	
	Commissioners	11	
	Support Staff	26	42
Probation Officers	Budgeted	217	
	Grants	58	275
Child Care Staff	Budgeted	55	
	Grants	8	63
Administrative Support Staff	Budgeted	101	
	Grants	9	110
On-Call Staff	Child Care Staff	100	
	Administrative Staff	12	120
Personnel Total			610

Delinquent & Incurable Referrals Received



	1988	1989	1990	1991	1992
Referrals	25,012	28,242	29,031	28,436	27,624
# Juveniles Involved	17,371	17,400	18,491	18,478	18,183
Referrals/Juvenile	1.44	1.51	1.57	1.54	1.52
Population Referred	6.7%	6.7%	6.4%	6.3%	5.9%

Referrals
 # Juveniles Involved

In any given year, about 6% of the juvenile population of Maricopa County is referred at least once to the Court Center. That's about one juvenile in every 17 at risk.

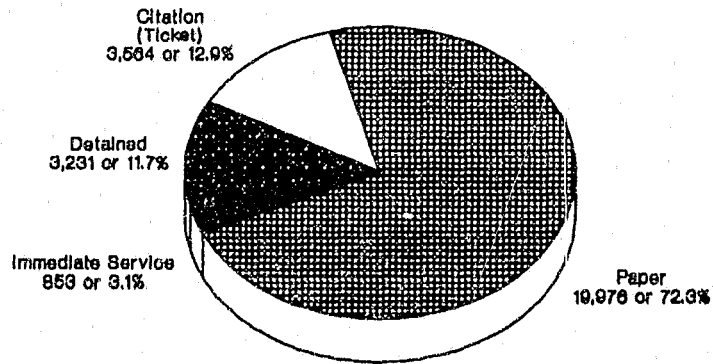
In 1992, there were 27,624 referrals generated by 18,183 juveniles.

This is an increase of 4.7% from 1988 in the number of juveniles referred to the court, and a 10.4% increase in the number of referrals.

Referrals, number of children referred, and referrals per juvenile all peaked in 1990.

MARICOPA COUNTY JUVENILE COURT CENTER

Type of Referral Delinquent & Incurrigible

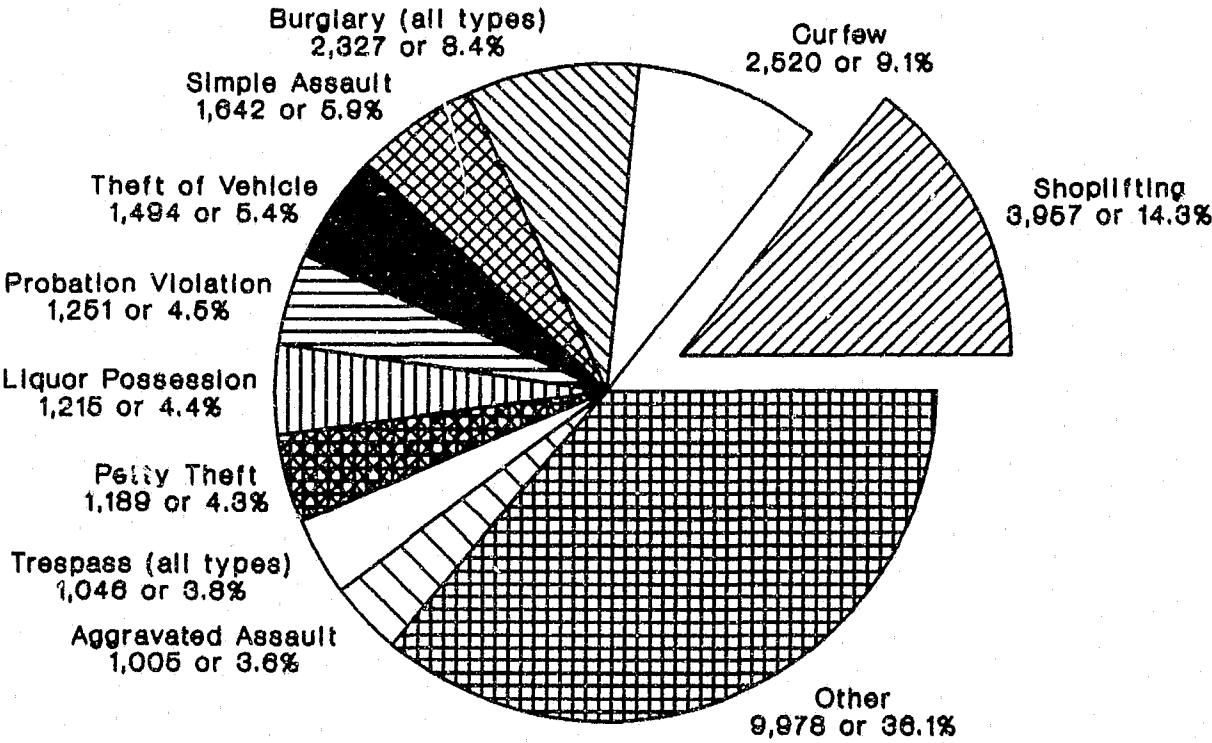


27,624 Total Referrals for 1992

Type of Referral 1992	Violent	Grand Theft	Obstruct	Fight	Drugs	Peace	Theft	Status	Hold	TOTAL
Detained	677	1,178	66	385	257	265	178	285	20	3,231
Immed.Srv	38	131	11	278	66	144	131	69	1	853
Paper	1,189	4,268	1,633	1,741	913	2,544	5,682	1,887	119	19,976
Citation	0	0	0	0	0	1	0	3,563	0	3,564
TOTAL	1,896	5,577	1,710	2,396	1,236	2,954	5,991	5,724	140	27,624

Type of Referral	1988	1989	1990	1991	1992
Detained	3,292	3,868	3,931	3,426	3,231
Immediate Service	945	1,727	1,583	1,125	853
Paper Referral	17,348	18,233	19,527	20,296	19,976
Citation	3,425	3,216	3,981	3,579	3,564
TOTAL	25,010	26,236	29,022	28,426	27,624

Most Common Reasons for Referral in 1992



MARICOPA COUNTY JUVENILE COURT CENTER

40 Most Common Reasons for Referral

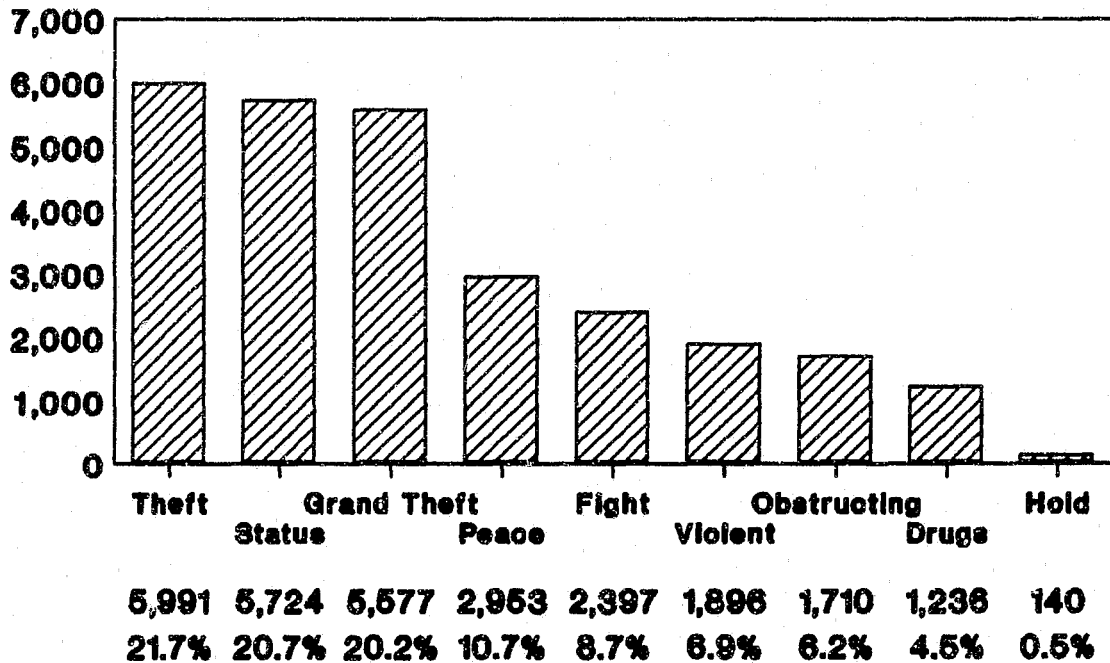
1992 Rank	Offense	1988	1989	1990	1991	1991 Rank	1992	% of 1992
1	Shoplifting	4,772	4,289	4,220	4,187	1	3,957	14.3
2	Curfew	2,415	2,104	2,673	2,329	3	2,520	9.1
3	Burglary *	2,306	2,602	2,669	2,720	2	2,327	8.4
4	Assault-Simple	966	1,235	1,464	1,514	5	1,642	5.9
5	Theft of Vehicle	661	1,477	1,817	1,717	4	1,494	5.4
6	Probation Violation	956	906	749	1,187	8	1,251	4.5
7	Liquor-Possess Unlaw.	1,509	1,372	1,538	1,499	6	1,215	4.4
8	Petty Theft	1,058	1,141	1,404	1,265	7	1,189	4.3
9	Traspass *	1,028	1,005	1,263	1,127	9	1,046	3.8
10	Aggravated Assault	528	610	890	964	10	1,005	3.6
11	Truancy-Habitually From School	730	739	1,022	957	11	870	3.2
12	Criminal Damage-Petty	343	453	706	828	12	831	3.0
13	Disorderly Conduct	414	521	578	644	13	664	2.4
14	Runaway-In County	586	701	646	599	14	616	2.2
15	Marijuana-Possess	476	465	369	422	18	510	1.9
16	Domestic Violence	306	362	508	538	15	504	1.8
17	Criminal Damage	593	558	423	538	16	463	1.7
18	Theft *	855	787	499	508	17	459	1.7
19	Weapons Misconduct	141	149	266	279	20	376	1.4
20	False Report	294	266	322	325	19	322	1.2
Offenses 1-20 Sub Total		20,937	21,744	24,024	24,147		23,261	84.2

MARICOPA COUNTY JUVENILE COURT CENTER

1992 Rank	Offense	1988	1989	1990	1991	1991 Rank	1992	% of 1992
21	Incorrigible-(Refuse to Obey Parents)	297	190	192	261	21	387	1.1
22	Contempt of Court	168	180	183	236	22	257	0.9
23	Intimidation	117	149	182	207	24	242	0.9
24	Sniffing Paint	34	21	43	92	37	228	0.8
25	Endangerment	102	107	147	197	25	180	0.7
26	Joyride	180	299	263	210	23	168	0.6
27	Robbery-Weapon	80	98	153	179	26	148	0.5
28	Runaway-FOJ(From Other Jurisdiction)	242	217	218	169	27	145	0.5
29	Child Molest	83	81	99	121	31	130	0.5
30	Stolen Property 1	49	70	89	107	34	127	0.5
31	Aggravated Robbery	75	129	117	127	30	126	0.5
32	Forgery of Checks	66	65	77	107	33	118	0.4
33	Narcotic Drugs-Possess	144	160	117	110	32	115	0.4
34	Resisting Arrest	101	100	130	88	38	99	0.4
35	Drug Paraphernalia	146	144	136	96	36	93	0.3
36	Narcotic Drugs-Sell	116	143	131	104	35	91	0.3
37	School Interference	31	66	64	83	39	90	0.3
38	Judicial Interference	36	79	110	145	28	89	0.3
39	Shoplift \$100+ (Felony)	0	79	244	130	29	83	0.3
40	Arson (Occupied & Unoccupied) *	49	67	97	71	40	77	0.3
Offenses 21-40 Sub Total		2,108	2,364	2,712	2,840		2,913	10.5
All Other Offenses		1,957	2,128	2,284	1,439		1,450	5.3
TOTAL REFERRALS		25,002	26,236	29,022	28,426		27,624	100.0

*Indicates combined or generic allegations

Severity of Referral Delinquent & Incurable



**Number of Delinquent & Incurable Referrals and Percentage
Based on 27,624 Total Referrals for 1992**

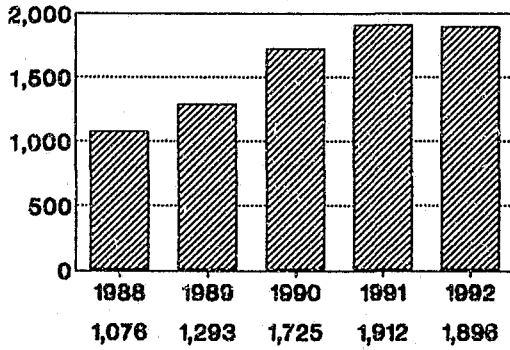
Referrals are categorized as to their severity. This order was established by the Maricopa County Juvenile Court Center and is unique to this Court Center. Property crimes (Felony/Grand Theft and Misdemeanor/Theft) account for 41.9% of all referrals.

Incurable (status) offenses were 20.7%, Public Order (Peace and Obstructing) 16.9%, Person crimes (Felony/Violent and Misdemeanor/Fight) 15.6%, Drug law violations (Felony and Misdemeanor) were 4.5%, and Administrative (Hold) were .5% of 27,624 total referrals for 1992.

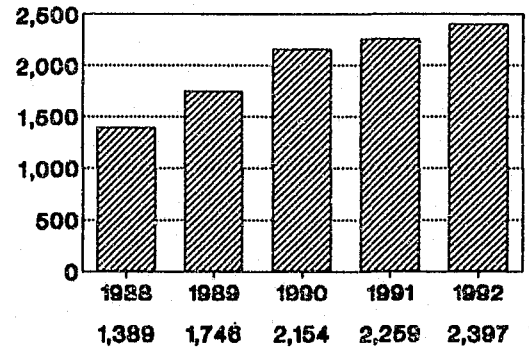
MARICOPA COUNTY JUVENILE COURT CENTER

SEVERITY OF REFERRAL 1988-1992

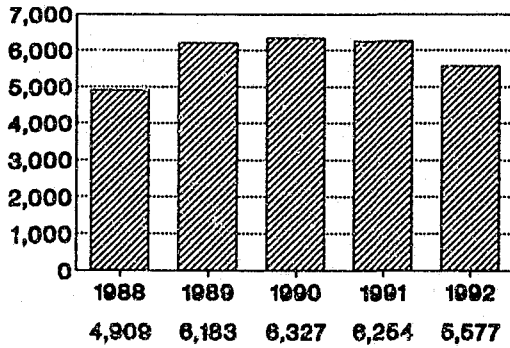
Violent Referrals



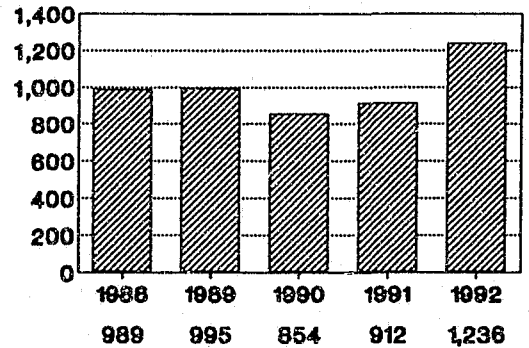
Fight Referrals



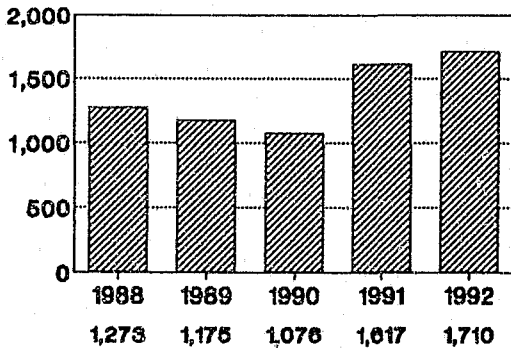
Grand Theft Referrals



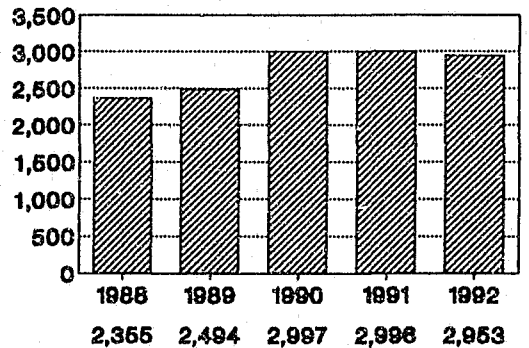
Drug Referrals



Obstruction Referrals

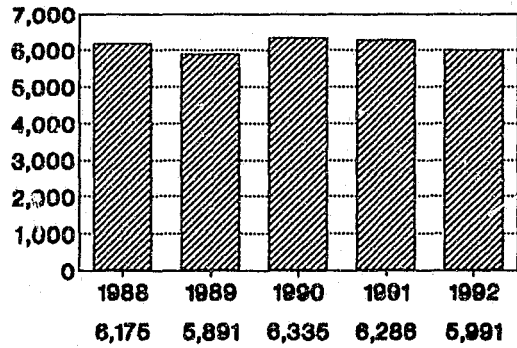


Public Peace Referrals

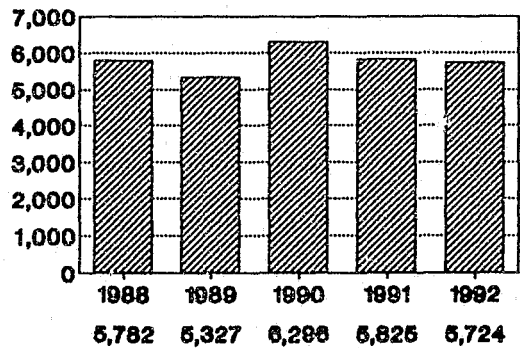


MARICOPA COUNTY JUVENILE COURT CENTER

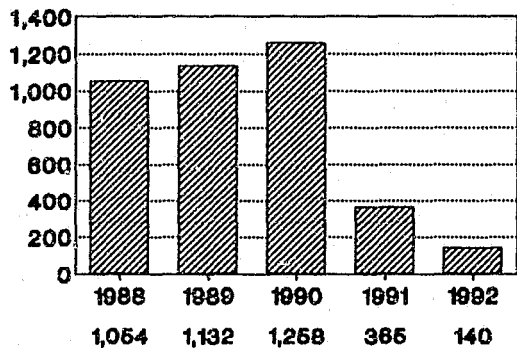
Theft Referrals



Status Referrals



Hold Referrals



MARICOPA COUNTY JUVENILE COURT CENTER

Most Severe Offense Per Referral

	Offense	1988	1989	1990	1991	1992
VIOLENT	Aggravated Assault	528	610	890	964	1,005
Felony	Aggravated Robbery	75	129	117	127	126
Against	Arson-Occupied	24	41	49	30	34
Person	Assault-Strong Arm	0	1	0	0	0
	Attempted Murder	0	4	9	11	9
	Assault-Aggravated Deadly Weapon	0	0	0	6	0
	Child Molest	83	81	99	121	130
	Child Abuse	8	4	7	7	5
	Custodial Interference	0	3	2	1	6
	Endangerment	102	107	147	197	180
	Homicide (not specified)	0	0	0	2	0
	Kidnap	18	25	21	32	19
	Leaving Accident-Death or Injury	14	16	22	25	16
	Manslaughter	0	7	3	7	1
	Murder 1	10	9	11	12	12
	Murder 2	0	4	10	8	13
	Negligent Homicide	2	2	1	2	4
	Purse Snatching-Forcible	1	1	0	0	0
	Robbery-General	1	0	0	0	0
	Robbery-Strong Arm	43	48	57	68	63
	Robbery-Weapon	80	98	153	179	148
	Set Explosives	2	6	2	12	6
	Sexual Abuse	27	40	38	33	41
	Sexual Assault	41	31	53	39	51
	Sex with Minor	16	20	27	23	17
	Sodomy with Minor	0	0	0	1	0
	Unlawful Imprisonment	1	6	7	5	10
VIOLENT TOTAL		1,076	1,293	1,725	1,912	1,896

MARICOPA COUNTY JUVENILE COURT CENTER

	Offense	1988	1989	1990	1991	1992
GRAND THEFT	Arson-Unoccupied	25	26	48	41	43
Felony	Burglary from Auto	0	5	1	0	0
Against	Burglary Tools-Possess	16	28	22	35	22
Property	Burglary 1 (Armed)	92	124	83	103	92
	Burglary 2 (Residence)	847	973	977	1,043	915
	Burglary 3 (Commercial)	1,367	1,505	1,609	1,539	1,320
	Criminal Damage (Aggravated) 1,500 - 10,000	0	0	0	0	3
	Criminal Damage 100+	535	423	356	451	378
	Criminal Damage 1,500+	56	39	52	71	75
	Criminal Damage 10,000+	2	7	15	16	10
	Criminal Damage 250+ (\$250- \$1,999)	0	79	0	0	0
	Criminal Damage 2000+ (\$2,000- \$9,999)	0	10	0	0	0
	Criminal Syndicate-Assisting	0	0	0	0	1
	Criminal Syndicate-Participation	0	0	0	0	18
	Embezzlement	0	0	1	0	0
	Extortion	7	8	10	2	6
	Forgery of Checks	66	65	77	107	118
	Forgery-Counterfeiting	9	4	2	4	3
	Fraud	2	4	1	4	1
	Fraud Use of Credit Cards	14	9	13	13	22
	Fraudulent Schemes	9	16	21	24	11
	Illegally Conducting an Enterprise	0	0	0	0	3
	Joyride	180	299	263	210	168
	Malicious Mischief - Person	2	0	0	0	0
	Money Laundering	0	0	0	0	1
	Purse Snatching	2	1	0	0	0
	Shoplift \$100+ (Felony)	0	79	244	130	83

MARICOPA COUNTY JUVENILE COURT CENTER

	Offense	1988	1989	1990	1991	1992
GRAND THEFT	Stolen Property-Possess	0	3	4	6	46
(continued)	Stolen Property 1	49	70	89	107	127
Felony	Stolen Property 2	67	53	40	29	47
Against	Stolen Vehicle	0	1	1	1	0
Property	Stolen Vehicle-Possession	0	0	1	0	0
	Theft 250 (100-250)	389	267	1	0	1
	Theft 500 (250-500)	212	181	1	1	0
	Theft 1000 (500-1000)	128	85	0	0	0
	Theft 1000+ (1000 or more)	120	109	0	1	0
	Theft \$100+ (\$100-\$249)	6	0	0	0	0
	Theft \$250+ (\$250-\$499)	0	65	230	234	206
	Theft \$500+ (\$500-\$749)	0	26	69	72	61
	Theft \$750+ (\$750-\$1,499)	0	14	51	66	59
	Theft \$1,500+ (\$1,500 or more)	0	40	147	135	132
	Theft of Credit Card	16	19	30	37	44
	Theft of Firearm	13	37	31	44	53
	Theft of Mail	11	20	14	10	13
	Theft from Person	6	12	6	1	1
	Theft of Vehicle	661	1,477	1,817	1,717	1,494
GRAND THEFT TOTAL		4,909	6,183	6,327	6,254	5,577

MARICOPA COUNTY JUVENILE COURT CENTER

	Offense	1988	1989	1990	1991	1992
OBSTRUCTION	Contempt of Court	160	100	103	236	257
	Escape 1 (1st Degree)	4	0	2	2	0
	Escape 2 (2nd Degree)	4	12	8	15	16
	Escape 3 (3rd Degree)	22	14	18	16	13
	Failure to Appear (1st Degree)	0	0	0	0	1
	Hindering Prosecution 1st Degree	8	10	11	18	25
	Influencing a Witness	3	1	10	10	4
	Obstructing Government Operations	0	0	0	0	4
	Obstructing Judiciary	2	1	0	0	1
	Obstructing Police	1	15	20	18	16
	Obstructing Criminal Investigation	5	10	16	20	22
	Obstructing-Wearing Mask	0	1	0	1	0
	Parole Violation	7	5	7	4	1
	Perjury	0	0	2	0	0
	Probation Violation	956	906	749	1,187	1,251
Resisting Arrest	101	100	130	88	99	
Tampering with Physical Evidence	0	0	0	2	0	
OBSTRUCTION TOTAL		1,273	1,175	1,076	1,617	1,710

MARICOPA COUNTY JUVENILE COURT CENTER

	Offense	1988	1989	1990	1991	1992
FIGHT	Assault-Simple	966	1,235	1,464	1,514	1,542
Misdemeanor	Domestic Violence	386	362	508	538	504
Against Person	Intimidation	117	149	182	287	251
FIGHT TOTAL		1,389	1,746	2,154	2,259	2,397

	Offense	1988	1989	1990	1991	1992
DRUGS	Dangerous Drugs-Narcotics	0	0	0	1	0
	Drugs Paraphernalia	146	144	136	96	93
	Hallucinogen	0	1	1	2	0
	Marijuana-Grow	1	1	0	1	2
	Marijuana-Possess	476	465	369	422	510
	Marijuana-School	9	0	0	0	61
	Marijuana-Sell	47	42	37	42	61
	Marijuana-Traffic	0	0	2	0	2
	Narcotic Drugs-Manufacture	2	1	1	1	0
	Narcotic Drugs-Other	4	2	1	3	4
	Narcotic Drugs-Possess	144	160	117	110	115
	Narcotic Drugs-School	0	0	0	0	11
	Narcotic Drugs-Sell	116	143	131	104	91
	Narcotic Drugs-Transport	0	0	0	0	4
	Sniffing-Gasoline	0	0	2	3	0
	Sniffing-Glue	2	0	1	1	5
	Sniffing-Other Toxic Substances	17	15	13	34	49
	Sniffing-Paint	34	21	43	92	228
DRUGS TOTAL		989	995	854	912	1,236

MARICOPA COUNTY JUVENILE COURT CENTER

	Offense	1988	1989	1990	1991	1992
PUBLIC PEACE	Boating Offenses-General	1	1	0	0	0
Miscellaneous	CCW-Carrying a Concealed Weapon	1	0	1	1	0
Misdemeanor	Conservation	17	13	7	23	22
	Contributing to Delinquency of Minor	24	8	6	3	7
	Cruelty to Animals	6	10	15	5	11
	Disorderly Conduct	414	521	578	644	664
	Disturbing the Peace	2	2	5	1	1
	Driving Under the Influence-Drugs	0	0	0	1	1
	Driving Under the Influence-Liquor (DWI)	16	16	14	15	15
	Enticement for Prostitution	0	0	0	1	1
	Escape-General	0	0	0	1	0
	Escape Institution	0	2	0	0	7
	Explosives-Misconduct	4	2	0	0	1
	False Report	294	268	322	325	322
	Fireworks-Use Illegally	12	22	11	21	14
	Flight to Avoid	0	4	1	2	16
	Flight to Escape	0	0	0	1	0
	Gambling/Gaming-General	0	0	0	1	0
	Game and Fish-General	0	1	0	1	3
	Gun to Minor-Sale or Gift of Firearm	0	0	1	0	1
	Hindering Prosecution 2nd Degree	7	8	6	17	9
	Indecent Exposure	45	61	45	55	44
	Interference-Judicial Proceedings	36	79	110	145	89
	Lewd and Lascivious Acts	0	0	0	0	1
	Liquor-General	2	1	0	0	0
	Loitering-Drugs	36	5	0	0	0
	Loitering	57	59	42	52	55
	Nuisance	2	3	6	10	3

MARICOPA COUNTY JUVENILE COURT CENTER

	Offense	1988	1989	1990	1991	1992
PUBLIC PEACE	Obstructing-Highway	0	0	0	0	1
(continued)	Phone-Unlawful Use	46	60	66	48	40
Miscellaneous	Procuring for Prostitution	0	0	1	0	0
Misdemeanor	Prostitution	19	38	30	26	12
	Public Peace	5	4	0	0	3
	Reckless Burning	41	41	64	50	35
	Reckless Driving-Non Intoxicants	2	2	3	2	5
	Riot	0	0	0	4	1
	School Interference	31	66	64	83	90
	Sexual Indecency	5	14	7	7	12
	Traffic Offense-Moving	20	9	16	9	11
	Traffic Offense-Non-Moving	5	4	4	8	3
	Traffic Offense-Other	0	0	0	0	1
	Trespass-Other	1	0	1	0	0
	Trespass-Residential	265	238	246	260	231
	Trespass-Yard	126	125	150	132	114
	Trespass 2nd Degree	250	290	472	370	322
	Trespass 3rd Degree	378	352	394	365	379
	Unlawful Assembly	0	0	1	0	0
	Vulgar Obscene Language	0	0	2	0	1
	Weapons Misconduct	141	149	266	279	376
	Weapons-Fire	27	14	35	18	20
	Weapons-Other	9	2	5	10	8
	Weapons-School	0	0	0	0	1
PUBLIC PEACE TOTAL		2,355	2,494	2,997	2,996	2,953

MARICOPA COUNTY JUVENILE COURT CENTER

	Offense	1988	1989	1990	1991	1992
THEFT	Aggravated Criminal Damage-Petty	0	0	0	0	4
Misdemeanor	Bribery	0	1	0	1	0
Against	Criminal Damage-Petty	343	453	706	828	831
Property	Failure to Return Rental Property	0	0	0	0	1
	Issue of Bad Check	2	0	1	0	0
	Malicious Mischief	0	3	0	0	0
	Malicious Mischief-Property	0	2	0	0	0
	Petty Theft	1,058	1,141	1,404	1,270	1,189
	Polluting	0	0	0	0	2
	Possession of Stolen Property-Petty	0	0	0	0	5
	Shoplifting	4,772	4,289	4,220	4,187	3,957
	Theft-Bike	0	0	3	0	1
	Theft-Building	0	0	0	0	1
	Theft-Coin Operated Machine	0	0	1	0	0
	Theft-General	0	2	0	0	0
THEFT TOTAL		6,175	5,891	6,335	6,286	5,991

MARICOPA COUNTY JUVENILE COURT CENTER

	Offense	1988	1989	1990	1991	1992
STATUS	Curfew	2,415	2,104	2,673	2,329	2,520
	Incorrigible-Refuse to Obey Parents	297	189	192	261	307
	Incorrigible-General	0	1	0	0	0
	Liquor-Misrepresent Age in Purchase	3	3	1	1	5
	Liquor-Possess Unlawfully	1,509	1,372	1,538	1,499	1,215
	Possession of Weapon	0	0	0	0	10
	Runaway-In County	586	701	646	599	616
	Runaway-FOJ (From Other Jurisdiction)	242	217	210	169	145
	Tobacco-Possess or Use	0	1	6	10	36
Truancy-Habitually from School	730	739	1,022	957	870	
STATUS TOTAL		5,782	5,327	6,296	5,825	5,724

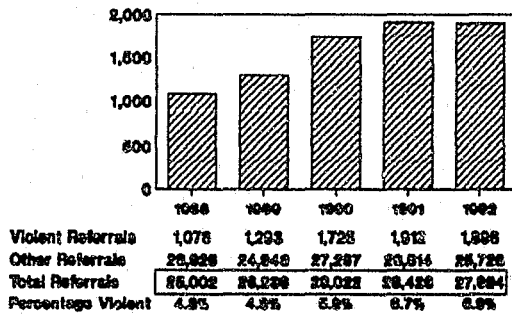
	Offense	1988	1989	1990	1991	1992
HOLD	Court Order Hold	1	1	1	0	0
	Courtesy Hold	31	5	2	2	6
	Courtesy Supervision	1	46	2	8	5
	For Hearing-Other Court	42	32	47	65	69
	Material Witness	1	0	0	0	0
	Other Court Supervision-Transferred	29	0	40	44	45
	Traffic Warrant	00	123	196	30	1
	Warrant	021	080	027	175	1
	Warrant FOJ (From Other Jurisdiction)	48	45	43	41	13
HOLD TOTAL		1,054	1,132	1,250	365	140

GRAND TOTAL		25,002	26,236	29,022	28,426	27,624
--------------------	--	---------------	---------------	---------------	---------------	---------------

*Categorizing of Most Severe Referral was changed in 1992 to reflect standards adopted by the State of Arizona.

MARICOPA COUNTY JUVENILE COURT CENTER

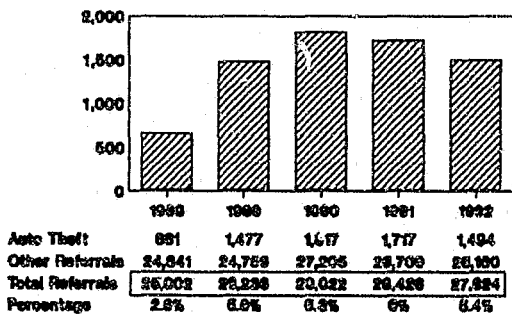
Violent Referrals



Violent Referrals

Referrals that are categorized as violent offenses (felonies against persons) have increased steadily from 4.3% of the total referrals in 1988, to 6.9% in 1992. In 1992, violent referrals (felonies against persons) have decreased slightly from 1991.

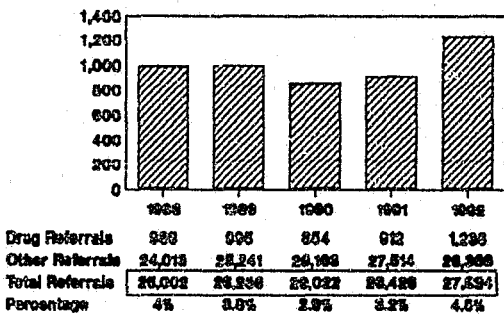
Auto Theft Referrals



Auto Theft

Auto theft referrals in 1992 are showing a decrease of 323 referrals from 1990 which had a high of 1,817 referrals. There were 1,494 referrals for auto theft in 1992, which is 5.4% of all referrals received. Since 1988, auto theft referrals have increased 126%.

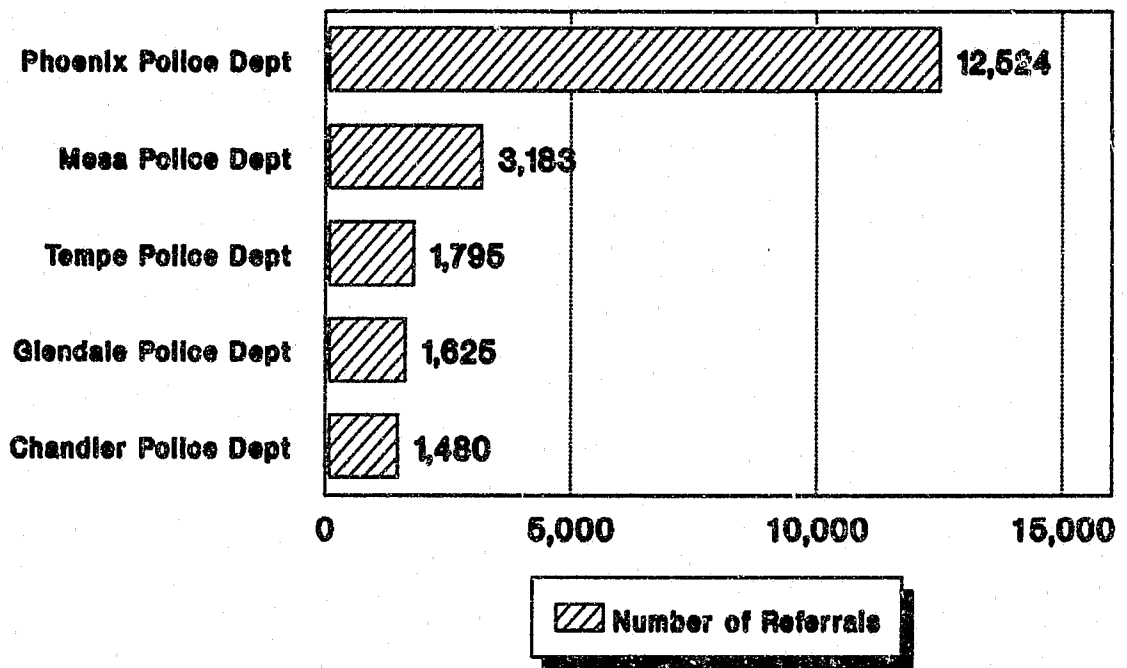
Drug Offense Referrals



Drug Referrals

Violations for drug offenses have increased 25% since 1988. In 1992, drug referrals account for 4.5% of the total referrals received. Specifically, Marijuana offenses increased 44%, Narcotic offenses increased 15%, and Paint sniffing increased dramatically by 168% over 1991.

Source of Referral Top 5 Municipalities in Maricopa County for 1992



Delinquent and incorrigible (status) cases are referred to the court by law enforcement agencies, social service agencies, schools, parents, and probation officers. Law enforcement officers are the primary source of referral.

Overall, 90% of all cases in 1992 were referred by law enforcement agencies.

The law enforcement agency that contributes the most referrals to the Juvenile Court is the Phoenix Police Department. In 1992, Phoenix sent 12,524 referrals, which accounts for 45% of all referrals received. Phoenix, Mesa, Tempe, Glendale, and Chandler Police Departments comprise the top five sources of referrals received, accounting for 75% of all referrals to the Juvenile Court Center in 1992.

MARICOPA COUNTY JUVENILE COURT CENTER

Source of Referral for 1992

Origination and Severity of Referral for 1992	Violent	Grand Theft	Obstruct	Fight	Drugs	Peace	Theft	Status	Hold	TOTAL
Avondale	28	91	8	57	8	72	59	84	0	407
Buckeye	8	21	4	6	11	7	16	55	0	128
Chandler	69	334	20	121	92	190	288	366	0	1,460
DPS (State)	13	51	7	1	25	31	14	32	1	175
El Mirage	13	23	2	26	9	42	16	7	0	138
Gila Bend	0	0	0	0	0	0	0	2	0	2
Gilbert	15	85	1	45	18	54	89	164	0	471
Glendale	138	310	44	296	58	224	376	177	2	1,625
Goodyear	0	19	0	10	3	9	34	3	0	78
Guadalupe	0	0	0	0	0	1	0	4	0	5
WCSO (County Sheriff)	65	282	13	78	46	110	105	106	0	805
Mesa	214	751	21	342	148	411	969	324	3	3,183
Paradise Vly	0	1	0	0	1	1	1	0	0	4
Peoria	31	109	9	31	46	82	152	50	0	490
Phoenix Police	1,128	2,818	94	1,112	653	1,154	3,151	2,483	11	12,524
Phoenix Fire	7	5	0	0	0	2	0	0	0	14
Scottsdale	42	213	16	98	32	157	241	168	1	908
Surprise	8	7	0	2	4	20	5	23	0	69
Tempe	99	350	26	137	62	292	373	454	2	1,795
Tolleson	1	14	1	11	7	11	13	53	0	111
Wickenburg	3	9	4	9	1	14	9	35	0	84
Youngtown	0	1	0	0	0	1	0	1	0	3
Other Law Enforcement	13	78	5	11	12	54	78	72	74	397
Sub Total	1,895	5,572	275	2,393	1,236	2,919	5,989	4,583	94	24,956
Court	0	3	194	1	0	23	1	2	44	268
Parent	0	1	2	1	0	2	0	283	0	289
Probation Officer	0	1	1,234	2	0	9	1	5	0	1,252
School	0	0	2	0	0	0	0	849	0	851
Other	1	0	3	0	0	0	0	2	2	8
Sub Total	1	5	1,435	4	0	34	2	1,141	46	2,668
TOTAL	1,896	5,577	1,710	2,397	1,236	2,953	5,991	5,724	140	27,624

See Appendix A for Source of Referral by Zipcode

MARICOPA COUNTY JUVENILE COURT CENTER

Source of Referral 1988-1992

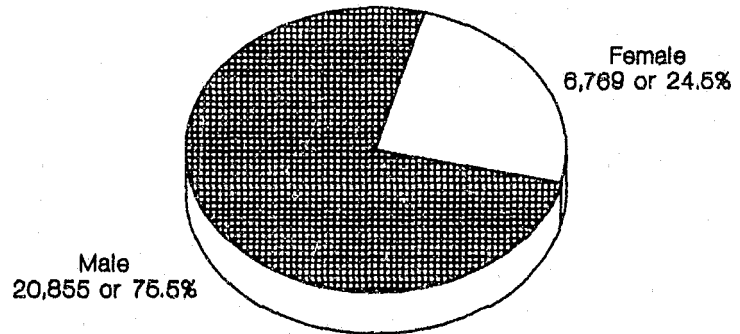
Origination of Referral	1988	1989	1990	1991	1992
Avondale	167	189	341	388	487
Buckeye	99	91	187	125	128
Chandler	973	1,824	1,233	1,322	1,488
DPS (State)	199	165	190	169	175
El Mirage	93	147	163	125	138
Gila Bend	0	0	2	0	2
Gilbert	342	483	605	602	471
Glendale	1,617	1,583	1,795	1,612	1,625
Goodyear	98	81	97	63	78
Guadalupe	68	104	49	8	5
MCSO (County Sheriff)	799	824	806	806	805
Mesa	2,823	3,146	3,704	3,370	3,183
Paradise Valley	16	22	28	8	4
Peoria	251	358	397	472	490
Phoenix Police Dept.	12,879	12,696	13,589	13,154	12,524
Phoenix Fire Dept.	0	0	0	25	14
Scottsdale	904	785	861	840	968
Surprise	56	100	82	101	69
Tempe	1,733	1,637	1,870	1,922	1,795
Tolleson	48	65	98	105	111
Wickenburg	34	105	86	56	84
Youngtown	10	3	14	7	3
Other Law Enforcement	316	306	291	375	397
Sub Total	22,525	23,914	26,488	25,655	24,956
Court	587	491	683	392	268
Parent	281	150	171	245	289
Probation Officer	953	935	752	1,185	1,252
School	715	731	992	938	851
Dept. of Youth Treatment & Rehabilitation (DYTR)	11	7	4	0	4
Other Not Listed Elsewhere	10	8	12	11	4
Sub Total	2,477	2,322	2,534	2,771	2,668
TOTAL	25,002	26,236	29,022	28,426	27,624

MARICOPA COUNTY JUVENILE COURT CENTER

REFERRAL
PROFILE

Sex of Referred

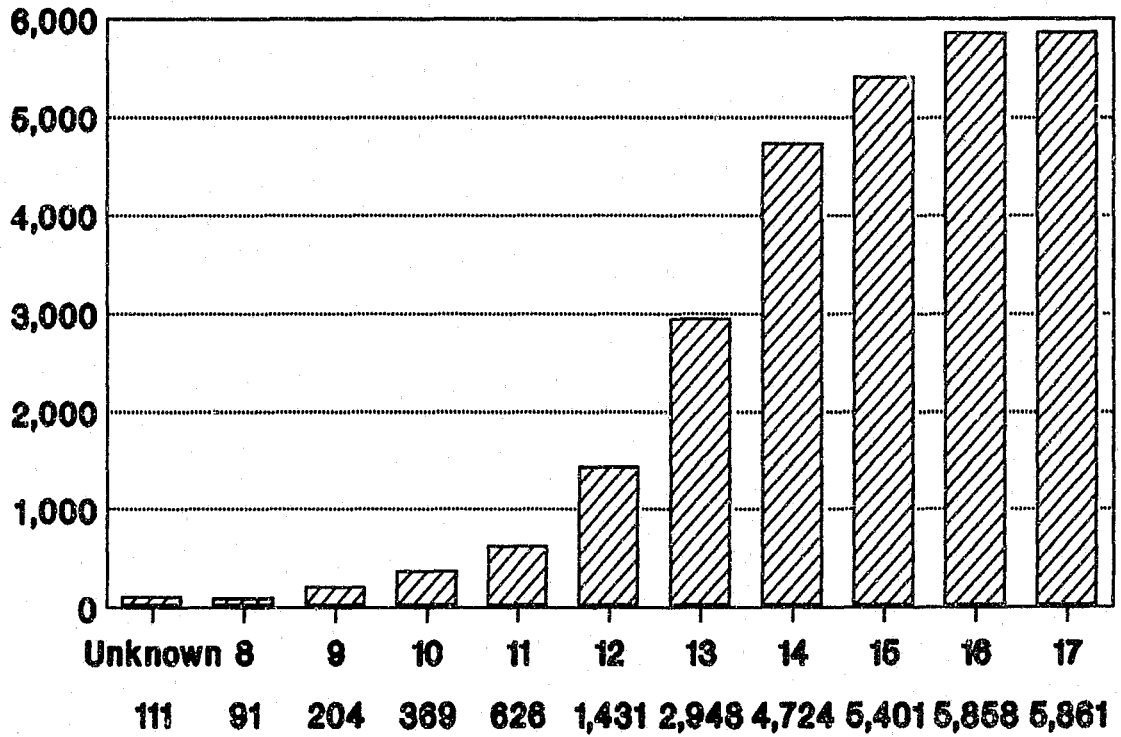
Juveniles in 75.5% of the referrals were male in 1992. This sex of referred ratio of 3 males to each female referred has remained consistent for many years.



Sex of Referred-1992	Violent	Grand Theft	Obstruct	Fight	Drugs	Peace	Theft	Status	Held	TOTAL
Female	199	791	365	670	218	517	1,926	2,057	26	6,769
Male	1,697	4,786	1,345	1,727	1,018	2,436	4,065	3,667	114	20,855
TOTAL	1,896	5,577	1,710	2,397	1,236	2,953	5,991	5,724	140	27,624

Sex of Referred	1988	1989	1990	1991	1992
Female	6,306	6,006	6,733	6,607	6,769
Male	18,696	20,230	22,299	21,819	20,855
TOTAL	25,002	26,236	29,032	28,426	27,624

Age at Referral



Number of Referrals in Each Age Group

The largest age category is comprised of 17 year olds with 5,861 referrals which represent 21.2% of all referrals in 1992. The older a juvenile becomes up to age 18

(at which time the Juvenile Court loses jurisdiction), the chances of becoming known to the Juvenile Court Center increases. These data are consistent over many years.

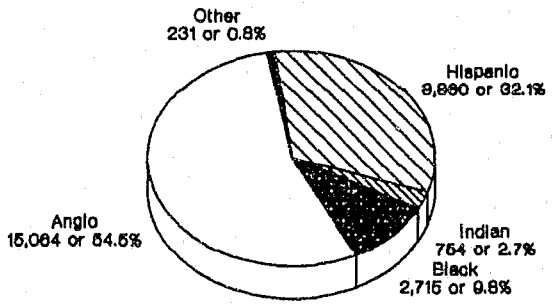
MARICOPA COUNTY JUVENILE COURT CENTER

Age at Referral-1992	Violent	Grand Theft	Obstruct	Fight	Drugs	Peace	Theft	Status	Hold	TOTAL
8 Years	17	23	0	5	0	5	30	11	0	91
9 Years	15	49	2	20	0	13	94	11	0	204
10 Years	28	88	2	35	3	24	154	35	0	369
11 Years	50	120	3	81	9	42	268	53	0	626
12 Years	86	283	31	147	25	109	527	221	2	1,431
13 Years	189	514	109	300	79	263	859	626	9	2,948
14 Years	284	953	253	392	165	461	1,137	1,060	19	4,724
15 Years	321	1,110	414	449	242	579	1,063	1,181	36	5,401
16 Years	440	1,265	461	471	334	688	995	1,171	35	5,858
17 Years	459	1,152	430	493	369	756	849	1,314	39	5,861
Unknown	7	14	5	4	10	15	15	41	0	111
TOTAL	1,896	5,577	1,710	2,397	1,236	2,953	5,991	5,724	140	27,624

Age at Referral	1988	1989	1990	1991	1992
8 Years	92	81	84	91	91
9 Years	198	206	206	188	204
10 Years	407	341	400	404	369
11 Years	642	670	717	725	626
12 Years	1,267	1,218	1,384	1,417	1,431
13 Years	2,577	2,566	3,005	2,971	2,948
14 Years	3,802	4,196	4,000	4,474	4,724
15 Years	4,811	5,225	5,808	5,624	5,401
16 Years	5,278	5,871	6,196	6,204	5,858
17 Years	5,810	5,702	6,203	6,219	5,861
Unknown	118	160	119	109	111
TOTAL	25,882	26,236	29,022	28,426	27,624

MARICOPA COUNTY JUVENILE COURT CENTER

Ethnicity of Referred

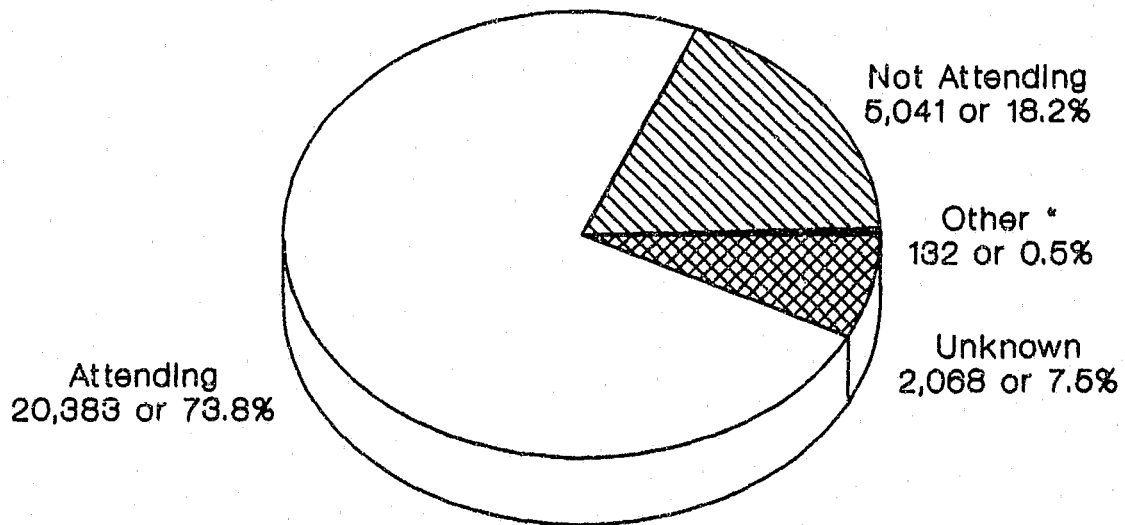


The racial-ethnic heritage of the referrals in 1992 is depicted in the pie chart. The Anglo category (Caucasian but not Hispanic), accounts for 54.5% of the referrals. Hispanic juveniles account for 32.1% and are the second largest category. African American (Black) juveniles account for 9.8%; Native American (Indian) account for 2.7%; Asian and other categories account for .8% according to ethnicity.

Ethnicity of Referred-1992	Violent	Grand Theft	Obstruct	Fight	Drugs	Peace	Theft	Status	Hold	TOTAL
Anglo	838	2,973	889	1,402	532	1,536	3,522	3,276	96	15,064
Black	299	514	170	293	119	344	617	353	6	2,715
Hispanic	685	1,907	595	629	537	986	1,621	1,860	32	8,860
Indian	66	142	49	56	45	65	172	155	4	754
Oriental	5	33	7	13	2	19	49	38	0	166
Other	3	8	0	4	1	3	10	32	2	63
Unknown	0	0	0	0	0	0	0	2	0	2
TOTAL	1,896	5,577	1,710	2,397	1,236	2,953	5,991	5,724	140	27,624

Ethnicity of Referred	1988	1989	1990	1991	1992
Anglo	16,294	15,782	16,140	16,066	15,064
Black	2,653	2,789	3,081	2,810	2,715
Hispanic	5,207	6,742	8,731	8,570	8,860
Indian	682	740	843	758	754
Other or Unknown	166	183	227	222	231
TOTAL	25,002	26,236	29,022	28,426	27,624

School Status



* Other (expelled, suspended, withdrawn, or graduated)

At receipt of referral, 73.8% or about 3 of every 4 juveniles were attending school. An additional 18.2% were reported as not attending school at time of referral, while the status of 7.5% was unknown.

A small percentage (.5%) were either expelled, suspended, withdrawn, or graduated juveniles. These data have remained consistent over many years.

MARICOPA COUNTY JUVENILE COURT CENTER

School Status of Referred 1992	Violent	Grand Theft	Obstruct	Fight	Drugs	Peace	Theft	Status	Hold	TOTAL
Attending	1,485	4,040	1,167	1,852	858	2,235	4,989	3,782	55	28,383
Expelled	2	11	4	7	6	5	7	11	0	53
Graduated	1	2	3	3	2	1	5	3	0	20
Not Attending	426	1,313	466	437	306	554	731	777	31	5,041
Suspended	4	7	6	3	0	6	8	7	1	42
Withdrawn	0	4	2	3	0	2	5	1	0	17
Unknown	58	200	62	92	64	150	246	1,143	53	2,568
TOTAL	1,896	5,577	1,710	2,397	1,236	2,953	5,991	5,724	140	27,624

School Status of Referred	1988	1989	1990	1991	1992
Attending	18,365	19,620	21,710	20,942	28,383
Expelled	44	41	85	68	53
Graduated	47	40	56	35	20
Not Attending	3,244	3,441	4,496	5,391	5,041
Suspended	64	72	78	57	42
Withdrawn	27	16	8	9	17
Unknown	3,211	3,006	2,589	1,924	2,068
TOTAL	25,002	26,236	29,022	28,426	27,624

MARICOPA COUNTY JUVENILE COURT CENTER

School Grade of Referred 1992	Violent	Grand Theft	Obstruct	Fight	Drugs	Peace	Theft	Status	Hold	TOTAL
First	1	3	0	0	0	1	2	2	0	9
Second	7	16	1	4	0	2	21	9	0	60
Third	20	39	1	20	1	8	56	11	0	156
Fourth	26	83	4	30	7	29	131	31	1	342
Fifth	43	123	15	62	7	36	241	85	1	613
Sixth	84	209	34	112	19	73	385	170	1	1,087
Seventh	165	518	124	257	86	263	727	552	4	2,696
Eighth	261	746	229	300	128	358	998	745	9	3,854
Ninth	256	910	333	332	201	491	920	847	21	4,311
Tenth	271	747	244	324	180	454	788	520	13	3,541
Eleventh	179	434	109	194	158	332	532	274	3	2,215
Twelfth	82	188	47	128	67	176	206	109	3	1,086
College	3	13	1	3	4	6	7	8	0	45
Vocational	1	5	2	4	0	1	4	5	0	22
GED	2	15	18	8	8	7	7	11	0	76
Not Attending	364	1,148	452	369	255	478	581	705	25	4,378
Unknown	131	380	96	170	115	238	385	1,639	59	3,213
TOTAL	1,896	5,577	1,710	2,397	1,236	2,953	5,991	5,724	140	27,624

School Grade of Referred	1988	1989	1990	1991	1992
First	5	3	7	4	9
Second	62	69	50	48	60
Third	194	149	198	190	156
Fourth	345	347	367	380	342
Fifth	560	604	645	644	613
Sixth	985	917	1,148	1,189	1,087
Seventh	2,426	2,492	2,893	2,740	2,696
Eighth	3,116	3,393	3,943	3,684	3,854
Ninth	3,756	4,067	4,393	4,273	4,311
Tenth	3,804	3,533	3,755	3,747	3,541
Eleventh	2,284	2,407	2,457	2,369	2,215
Twelfth	1,181	1,112	1,100	1,113	1,086
College	36	40	69	59	45
Vocational Training & GED	16	79	129	65	98
Not Attending	2,763	2,956	3,834	4,585	4,378
Unknown	4,289	4,068	4,034	3,336	3,213
TOTAL	25,882	26,236	29,022	28,426	27,624

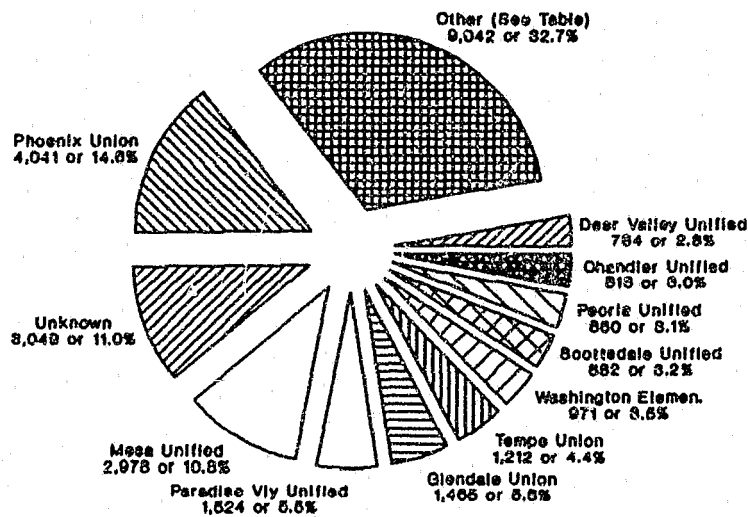
MARICOPA COUNTY JUVENILE COURT CENTER

School Districts of Referred for 1992	Violent	Grand Theft	Obstruct	Fight	Drugs	Peace	Theft	Status	Hold	TOTAL
Agua Fria Union	12	43	14	28	4	36	29	40	0	206
Aguila Elementary	1	0	0	0	0	0	0	0	0	1
Alhambra Elementary	42	70	16	52	6	31	136	84	1	438
Avondale Elementary	5	26	16	17	1	15	53	28	1	156
Balsz Elementary	6	32	3	6	2	6	17	29	1	102
Buckeye Elementary	4	3	3	2	2	1	8	24	0	47
Buckeye Union	7	19	6	9	8	6	11	21	0	87
Cartwright Elementary	51	119	27	46	21	53	216	105	1	639
Cave Creek Unified	6	8	2	4	5	1	16	3	0	45
Chandler Unified	39	180	54	66	52	104	172	145	4	816
Creighton Elementary	28	79	28	26	20	26	64	86	1	358
Deer Valley Unified	51	168	40	78	31	86	174	156	0	784
Dysart Unified	20	45	4	24	13	56	35	31	0	228
Fountain Hills Unified	0	10	0	3	0	0	7	4	0	24
Fowler Elementary	3	9	1	3	0	5	18	7	0	46
Gila Bend Unified	1	5	1	4	0	3	3	16	0	33
Gilbert Unified	26	109	19	47	14	55	105	141	0	518
Glendale Elementary	24	90	32	60	21	41	116	75	2	461
Glendale Union	105	274	128	142	63	148	298	303	4	1,465
Higley Elementary	0	1	0	0	0	0	1	2	0	4
Horse Mesa Accom.	18	65	33	19	21	30	31	47	2	266
Isaac Elementary	29	64	17	24	20	31	110	77	2	374
Kyrene Elementary	7	28	10	19	6	27	32	29	0	158
Laveen Elementary	5	14	0	6	2	4	7	5	0	43
Liberty Elementary	1	2	2	0	0	0	6	2	0	13
Litchfield Elementary	0	0	1	1	0	0	2	2	0	6
Littleton Elementary	0	3	2	1	3	3	9	5	0	26
Madison Elementary	6	18	2	7	1	9	14	36	0	93
Mesa Unified	178	653	157	316	131	380	730	417	16	2,978
Mobile Elementary	0	2	1	0	0	0	0	0	0	3
Murphy Elementary	9	31	13	10	2	8	24	11	0	108
Nadaburg Elementary	1	2	2	3	0	4	6	2	0	20
Osborn Elementary	17	43	8	18	9	15	68	67	0	245
Paio Verde Elementary	0	1	0	1	0	1	5	0	0	8
Paradise Vly. Unified	83	371	88	123	61	122	329	343	4	1,524
Pendergast Elementary	13	26	5	28	0	9	28	20	0	129
Peoria Unified	65	166	57	81	39	114	253	84	1	860
Phoenix Elementary	48	147	46	51	39	34	123	101	4	595
Phoenix Union	366	868	363	278	264	502	666	727	7	4,041
Queen Creek Unified	2	3	1	3	1	12	11	1	0	34

MARICOPA COUNTY JUVENILE COURT CENTER

School Districts of Referred for 1992	Violent	Grand Theft	Obstruct	Fight	Drugs	Peace	Theft	Status	Hold	TOTAL
Riverside Elementary	1	12	1	2	4	0	1	4	0	25
Roosevelt Elementary	52	140	19	42	25	39	123	81	0	521
Ruth Fisher Elementary	0	6	0	0	0	0	1	0	0	7
Scottsdale Unified	36	159	57	76	36	117	225	172	4	882
Tempe Elementary	40	76	23	42	15	69	133	111	0	589
Tempe Union	69	225	73	189	53	170	238	269	6	1,212
Tolleson Elementary	1	9	2	6	0	10	10	18	0	56
Tolleson Union	28	73	18	41	13	32	65	121	0	351
Union Elementary	0	3	0	0	0	0	0	0	0	3
Washington Elementary	74	178	48	97	20	56	290	205	3	971
Wickenburg Unified	3	10	4	12	2	11	9	13	0	64
Wilson Elementary	3	5	1	4	4	1	5	14	0	37
WAFB Accon.	1	0	0	4	0	0	15	0	0	20
Other Not Listed Above	107	303	97	97	46	131	293	213	10	1,297
Misc. Other	34	72	60	60	11	35	45	46	2	365
Misc. Parochial	9	18	2	7	9	14	58	41	0	158
College	6	16	5	9	5	12	11	13	0	77
Unknown	153	475	102	183	131	278	536	1,127	64	3,849
TOTAL	1,896	5,577	1,710	2,397	1,236	2,953	5,991	5,724	140	27,624

School District of Referred for 1992



See Appendix B for Referrals by Actual Schools within each School District.

MARICOPA COUNTY JUVENILE COURT CENTER

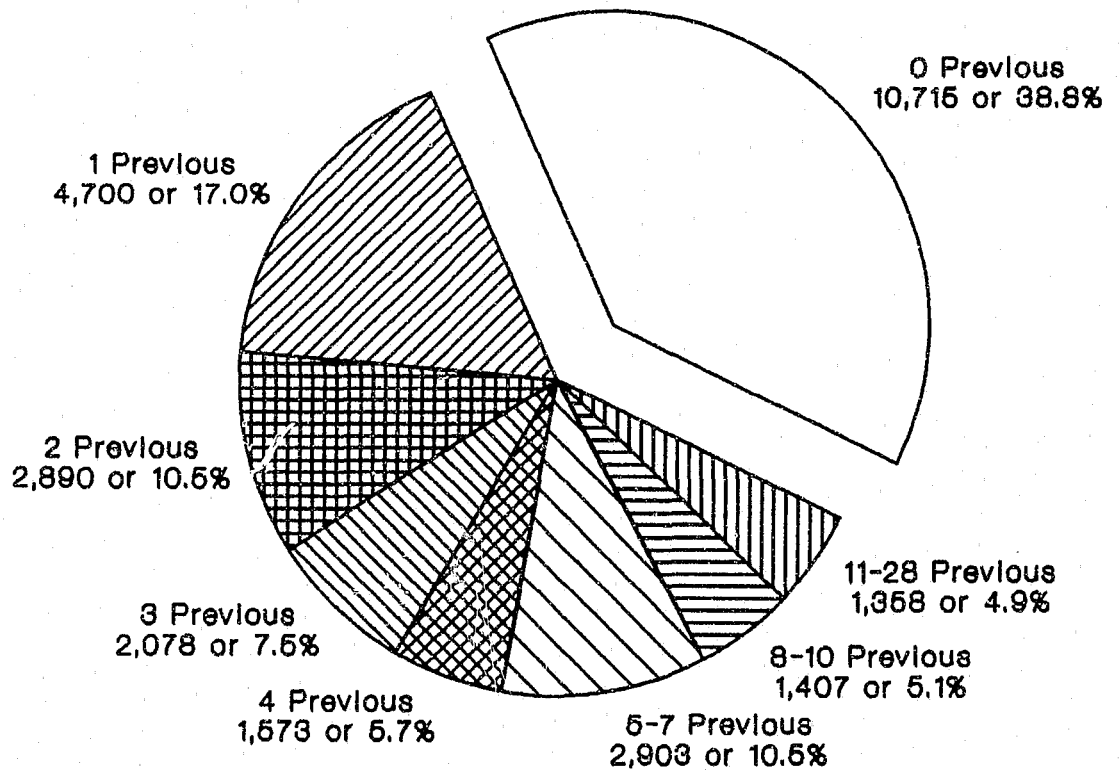
School District of Referred	1988	1989	1990	1991	1992
Agua Fria Elementary	138	166	217	289	286
Agulla Elementary	4	0	0	0	1
Alhambra Elementary	356	288	396	467	438
Arlington Elementary	3	1	2	0	0
Avondale Elementary	142	137	207	179	156
Balsz Elementary	129	95	87	70	102
Buckeye Elementary	42	40	84	50	47
Buckeye Union	70	70	98	98	87
Cartwright Elementary	620	638	787	694	639
Cave Creek Elementary	21	30	38	25	45
Chandler Unified	436	513	642	*745	816
Creighton Elementary	276	326	385	342	358
Deer Valley Unified	691	766	841	929	784
Dysart Unified	64	72	124	*293	228
Fountain Hills Unified	20	12	30	28	24
Fowler Elementary	35	40	32	26	46
Gila Bend Unified	7	7	15	*53	33
Gilbert Unified	160	184	235	*643	516
Glendale Elementary	348	378	493	439	461
Glendale Union	1,622	1,554	1,553	1,498	1,465
Higley Elementary	1	5	1	0	4
Horse Mesa Accom.	0	0	0	44	266
Isaac Elementary	412	355	358	344	374
Kyrene Elementary	148	111	116	116	158
Laveen Elementary	60	72	64	56	43
Liberty Elementary	10	7	14	23	13
Litchfield Elementary	10	9	19	17	6
Littleton Elementary	32	31	45	34	26
Madison Elementary	121	119	181	115	93
Mesa Unified	2,203	2,554	2,922	*3,491	2,978
Mobile Elementary	1	0	2	3	3
Morristown Elementary	1	0	2	0	0
Murphy Elementary	225	170	181	132	108
Nadaburg Elementary	11	15	21	15	20
Osborn Elementary	146	134	173	176	245

MARICOPA COUNTY JUVENILE COURT CENTER

School District of Referred	1988	1989	1990	1991	1992
Palo Verde Elementary	11	0	7	14	8
Paloma Elementary	1	0	1	1	0
Paradise Valley Unified	558	632	597	*1,378	1,524
Pendergast Elementary	93	89	99	131	129
Peoria Unified	470	588	581	*831	860
Phoenix Elementary	598	755	919	770	595
Phoenix Union	3,746	4,301	4,691	4,581	4,041
Queen Creek Unified	10	23	23	29	34
Riverside Elementary	4	1	0	5	25
Roosevelt Elementary	341	452	477	499	521
Ruth Fisher Elementary	2	3	2	2	7
Scottsdale Unified	304	339	414	*858	882
Tempe Elementary	533	428	548	519	509
Tempe Union	1,116	1,205	1,277	1,217	1,212
Tolleson Elementary	33	46	40	57	56
Tolleson Union	203	241	223	308	391
Union Elementary	0	1	1	0	3
Washington Elementary	829	863	892	932	971
Wickenburg Unified	19	16	20	*49	64
Wilson Elementary	36	34	61	43	37
Williams AFB Accom.	13	14	13	10	20
Other	1,809	1,487	1,036	1,980	1,897
Unknown	5,908	5,819	6,135	2,866	3,049
TOTAL	25,662	26,236	29,022	28,426	27,624

*Changes in school coding for 1991 may have caused referrals to reflect an substantial increase, previous years referrals were placed in the "Unknown" category.

Number of Previous Referrals



**Based on Total Referrals
of 27,624 for 1992**

MARICOPA COUNTY JUVENILE COURT CENTER

Number of Previous Referrals-1992	Violent	Grand Theft	Obstruct	Fight	Drugs	Peace	Theft	Status	Hold	TOTAL
0 Previous	621	1,772	91	919	367	1,125	3,635	2,130	55	10,715
1 Previous	299	915	154	468	240	557	915	1,130	22	4,700
2 Previous	205	620	211	282	149	318	461	624	20	2,890
3 Previous	145	471	237	167	98	229	284	440	7	2,078
4 Previous	119	365	230	123	82	162	180	305	7	1,573
5 Previous	104	260	198	102	51	124	132	215	11	1,197
6 Previous	81	215	172	67	51	90	92	160	3	931
7 Previous	58	196	126	72	34	67	76	144	2	775
8 Previous	48	175	77	54	36	57	40	113	3	603
9 Previous	47	103	60	29	30	67	32	91	2	461
10 Previous	28	95	45	23	22	31	33	66	0	343
11 Previous	24	89	19	19	14	27	24	49	1	266
12 Previous	22	62	23	17	9	18	19	45	2	217
13 Previous	27	43	19	10	7	15	14	43	3	181
14 Previous	11	35	8	10	14	19	11	35	0	143
15 Previous	13	32	5	9	4	9	11	31	1	115
16 Previous	7	25	8	5	6	7	6	23	0	87
17 Previous	6	21	4	5	3	5	3	15	0	62
18 Previous	8	18	7	2	2	8	6	12	0	63
19 Previous	5	17	5	3	3	4	2	14	1	54
20 Previous	5	14	1	1	5	3	4	8	0	41
21 Previous	1	5	5	5	3	3	5	5	0	32
22 Previous	6	7	0	2	0	2	2	9	0	20
23 Previous	1	7	0	1	0	4	0	7	0	20
24 Previous	1	9	0	0	4	0	0	1	0	15
25 Previous	1	3	1	0	1	2	2	3	0	13
26 Previous	3	2	1	1	1	0	0	2	0	10
27 Previous	0	1	0	0	0	0	1	3	0	5
28 Previous	0	0	1	1	0	0	0	0	0	2
30 Previous	0	0	0	0	0	0	1	0	0	1
31 Previous	0	0	0	0	0	0	0	1	0	1
32 Previous	0	0	1	0	0	0	0	0	0	1
33 Previous	0	0	1	0	0	0	0	0	0	1
TOTAL	1,896	5,577	1,710	2,397	1,236	2,953	5,991	5,724	140	27,624

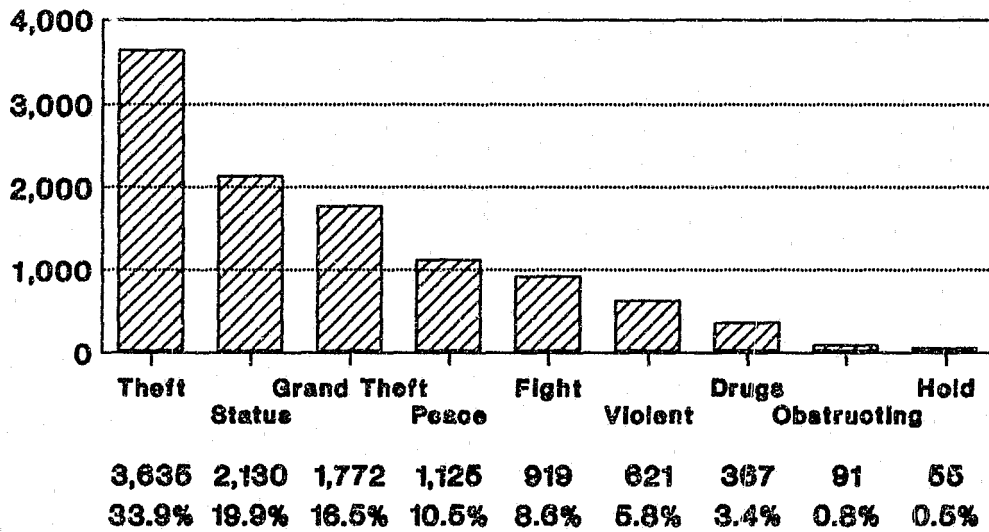
MARICOPA COUNTY JUVENILE COURT CENTER

Number of Previous Referrals	1988	1989	1990	1991	1992
0 Previous	10,988	10,883	11,284	10,888	10,715
1 Previous	4,568	4,688	5,035	4,875	4,700
2 Previous	2,675	2,769	3,137	2,991	2,890
3 Previous	1,836	1,926	2,150	2,126	2,078
4 Previous	1,362	1,441	1,627	1,542	1,573
5 Previous	974	1,132	1,265	1,211	1,197
6 Previous	785	867	1,025	971	931
7 Previous	513	696	798	783	775
8 Previous	379	538	623	632	603
9 Previous	272	400	496	479	461
10 or more Previous	730	976	1,582	1,928	1,781
TOTAL	25,662	26,236	29,822	28,426	27,624

First Time Offenders

Severity of Referral

39% of all Referrals Received for 1992



**Number of Delinquent & Incurable Referrals and Percentage
Based on 10,715 Total Referrals for 1992**

FIRST OFFENDER: Severity of Referral	1988	1989	1990	1991	1992
Violent	409	445	536	595	621
Grand Theft	1,832	2,179	2,077	2,016	1,772
Obstruction	80	72	78	88	91
Fight	544	701	810	830	919
Drugs	362	355	289	289	367
Peace	1,017	976	1,149	1,068	1,125
Theft	3,987	3,767	3,849	3,712	3,635
Status	2,661	2,313	2,432	2,213	2,130
Hold	95	75	63	77	55
TOTAL	10,987	10,883	11,283	10,888	10,715
Percentage of Total Referrals Received	44%	42%	39%	38%	39%

MARICOPA COUNTY JUVENILE COURT CENTER

FIRST OFFENDER

Sex of Referred-1992	Violent	Grand Theft	Obstruct	Fight	Drugs	Peace	Theft	Status	Hold	TOTAL
Female	87	382	25	329	89	262	1,406	976	12	3,568
Male	534	1,390	66	590	278	863	2,229	1,154	43	7,147
TOTAL	621	1,772	91	919	367	1,125	3,635	2,130	55	10,715

Sex of Referred	1988	1989	1990	1991	1992
Female	3,622	3,378	3,661	3,466	3,568
Male	7,365	7,505	7,622	7,422	7,147
TOTAL	10,987	10,883	11,283	10,888	10,715

Ethnicity of Referred-1992	Violent	Grand Theft	Obstruct	Fight	Drugs	Peace	Theft	Status	Hold	TOTAL
Anglo	329	1,039	56	574	193	661	2,173	1,356	37	6,418
Black	74	131	12	94	21	96	337	92	3	868
Hispanic	198	552	21	224	142	334	966	592	12	3,041
Indian	17	34	2	19	9	24	118	44	1	268
Oriental	2	10	0	7	2	9	35	22	0	87
Other	1	6	0	1	0	1	6	22	2	39
Unknown	0	0	0	0	0	0	0	2	0	2
TOTAL	621	1,772	91	919	367	1,125	3,635	2,130	55	10,715

Ethnicity of Referred	1988	1989	1990	1991	1992
Anglo	7,749	7,422	7,148	6,991	6,418
Black	909	884	935	821	868
Hispanic	1,960	2,284	2,741	2,776	3,041
Indian	285	280	346	285	268
Other or Unknown	84	93	113	105	128
TOTAL	10,987	10,883	11,283	10,888	10,715

MARICOPA COUNTY JUVENILE COURT CENTER

FIRST OFFENDER

Age at Referral-1992	Violent	Grand Theft	Obstruct	Fight	Drugs	Peace	Theft	Status	Hold	TOTAL
8 Years	14	21	0	4	0	3	29	11	0	82
9 Years	12	43	0	16	0	10	79	7	0	167
10 Years	21	71	0	21	3	21	131	22	0	290
11 Years	31	86	0	49	3	28	226	28	0	451
12 Years	50	150	3	78	7	70	392	99	1	850
13 Years	84	232	4	142	34	133	601	266	6	1,502
14 Years	112	315	10	177	48	187	683	422	8	1,962
15 Years	87	269	21	151	73	202	596	405	14	1,818
16 Years	115	318	17	137	94	232	486	409	14	1,822
17 Years	92	262	35	144	102	234	401	450	12	1,732
Unknown	3	5	1	0	3	5	11	11	0	39
TOTAL	821	1,772	91	919	367	1,125	3,635	2,130	55	10,715

Age at Referral	1988	1989	1990	1991	1992
8 Years	82	76	78	84	82
9 Years	171	187	162	167	167
10 Years	296	276	325	313	290
11 Years	469	468	532	476	451
12 Years	813	792	838	854	850
13 Years	1,314	1,322	1,517	1,455	1,502
14 Years	1,749	1,758	1,930	1,815	1,962
15 Years	1,909	1,972	1,972	1,897	1,818
16 Years	2,020	2,011	1,990	1,951	1,822
17 Years	2,105	1,961	1,876	1,836	1,732
Unknown	59	70	43	40	39
TOTAL	10,987	10,883	11,283	10,888	10,715

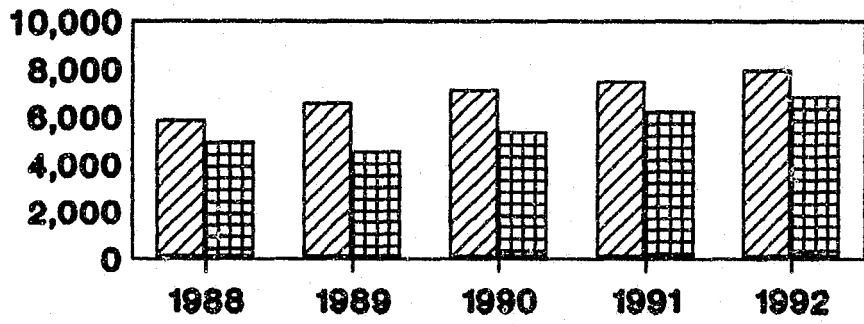
MARICOPA COUNTY JUVENILE COURT CENTER

FIRST OFFENDER

School Grade of Referred 1992	Violent	Grand Theft	Obstruct	Fight	Drugs	Peace	Theft	Status	Hold	TOTAL
First	1	3	0	0	0	1	2	2	0	9
Second	7	14	0	4	0	1	19	7	0	52
Third	17	33	0	14	0	6	49	6	0	125
Fourth	14	61	0	16	5	23	100	12	0	231
Fifth	26	73	0	27	2	18	193	19	0	358
Sixth	42	104	0	60	5	46	283	50	0	590
Seventh	71	202	1	124	27	117	502	142	0	1,186
Eighth	98	239	4	145	48	146	614	153	2	1,449
Ninth	81	261	6	117	46	181	514	168	2	1,376
Tenth	67	193	6	118	52	174	431	90	1	1,132
Eleventh	56	174	7	73	59	117	309	62	1	858
Twelfth	27	73	5	50	24	72	133	33	0	417
College	0	3	0	0	0	2	6	0	0	11
Voc. Training & GED	0	1	1	0	1	0	2	1	0	6
Not Attending	15	64	5	40	15	29	136	21	1	326
Unknown	99	274	56	131	83	192	342	1,364	48	2,589
TOTAL	621	1,772	91	919	367	1,125	3,635	2,130	55	10,715

School Grade of Referred	1988	1989	1990	1991	1992
First	4	3	7	4	9
Second	51	56	43	42	52
Third	142	112	138	146	125
Fourth	232	241	254	252	231
Fifth	349	370	378	376	358
Sixth	553	533	646	624	590
Seventh	1,069	1,034	1,164	1,135	1,186
Eighth	1,217	1,290	1,394	1,374	1,449
Ninth	1,360	1,344	1,402	1,376	1,376
Tenth	1,125	1,279	1,143	1,165	1,132
Eleventh	925	895	887	853	858
Twelfth	579	484	445	471	417
College	18	5	10	16	11
Vocational Training & GED	8	12	18	4	6
Not Attending	133	115	320	397	326
Unknown	3,222	3,110	3,034	2,651	2,589
TOTAL	10,987	10,883	11,283	10,888	10,715

Juveniles Brought to Detention Screening and Those Detained



	1988	1989	1990	1991	1992
Screened	5,842	6,549	7,100	7,464	7,938
Detained	4,899	4,514	5,316	6,187	6,822
Percent Detained	83.9%	68.9%	74.9%	82.9%	85.9%

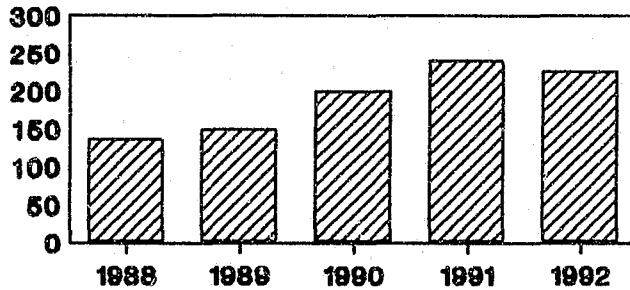
Number of Juveniles

Screened
 Detained

During 1992, there were 7,938 requests for detention. This resulted in detention 6,822 times, or 85.9% of the requests. A request for detention may occur when a Police Officer believes, for the safety of the community or the juvenile, that physical detention may be required. The juvenile is taken to either of the two Maricopa County Juvenile Detention Centers and interviewed by an Intake

Screening Officer. Based upon Supreme Court Rules and the Court Center's administrative criteria, the Intake Screening Officer has the option to release the juvenile to the parents or physically detain the juvenile pending court action. Intake Screeners are available 24 hours a day, seven days a week. If the juvenile is detained, a petition must be filed and a detention hearing held within 24 hours.

Detention Daily Population Length of Stay & Cost per Juvenile



	1988	1989	1990	1991	1992
Avg. Daily Population	136	149	199	239	225
Avg. Length of Stay	9.8	11.3	13.3	13.6	11.8
Avg. Daily Cost/Juv.	\$67.50	\$69.56	\$79.33	\$83.51	\$93.32

▨ Avg. Daily Population

In 1992, 6,822 juveniles were detained. Of those, 3,231 were detained for delinquent or incorrigible acts, and the remainder of 3,591 juveniles were detained for such reasons as: court holds, courtesy holds, family counseling, family crisis, FOJ (from other jurisdiction), warrants, and home detention.

The average daily population in detention (including both facilities) was 225 juveniles. The average (mean) length of stay was 11.8 days. Length of stay does not have a normal distribution. Most juveniles stay less than 13 days while those who stay longer remain

much longer than the 1992 average might suggest. The cost of a juvenile per day in detention was \$93.32 in 1992.

1992 Detainee Profile

- Sex: Male (83%)**
- Average Age: 15 yrs. 3 mths.**
- Ethnicity: Minority (57%)**
- School Status: Attending (63%)**
- Severity: Grand Theft (36%)**
- Offense: Vehicle Theft (16%)**

MARICOPA COUNTY JUVENILE COURT CENTER

JUVENILES DETAINED On Delinquent Referrals

Breakdown of Each Facility	Durango Facility	Southeast Facility
Brought to detention	5,260	2,678
Detained	4,513	2,309
Average daily population	141.3	83.6

Severity of Referral	1988	1989	1990	1991	1992
Violent	340	367	540	676	677
Grand Theft	566	624	1,055	1,135	1,178
Obstruction	152	51	44	75	66
Fight	335	268	355	374	385
Drugs	127	116	126	192	257
Peace	238	176	192	309	265
Theft	220	129	168	177	178
Status	340	281	286	240	205
Hold	974	1,048	1,159	248	20
TOTAL	3,292	3,650	3,931	3,426	3,231

Sex of Referred	1988	1989	1990	1991	1992
Female	859	691	788	584	551
Male	2,433	2,369	3,143	2,842	2,680
TOTAL	3,292	3,060	3,931	3,426	3,231

Ethnicity of Referred	1988	1989	1990	1991	1992
Anglo	1,842	1,587	1,685	1,433	1,412
Black	490	494	618	527	491
Hispanic	812	914	1,451	1,325	1,286
Indian	132	118	150	116	105
Other or Unknown	16	27	27	25	17
TOTAL	3,292	3,650	3,931	3,426	3,231

MARICOPA COUNTY JUVENILE COURT CENTER

JUVENILES DETAINED
On Delinquent Referrals

Age at Referral	1988	1989	1990	1991	1992
8 Years	2	0	4	2	2
9 Years	4	3	3	2	5
10 Years	15	12	6	13	10
11 Years	44	26	25	36	26
12 Years	85	83	81	74	102
13 Years	258	198	310	248	241
14 Years	454	510	648	517	499
15 Years	702	653	859	731	673
16 Years	835	778	1,021	899	823
17 Years	885	790	969	900	839
Unknown	8	7	5	4	11
TOTAL	3,292	3,060	3,931	3,426	3,231

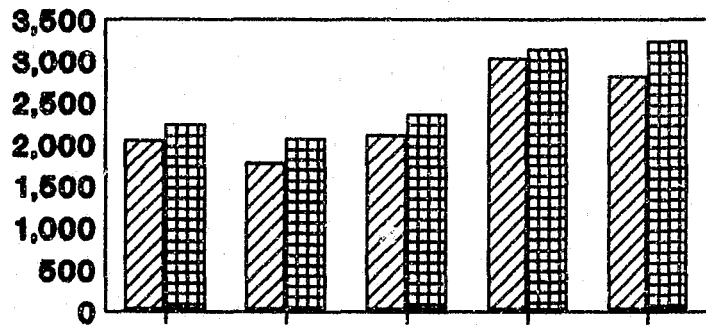
Number of Previous Referrals	1988	1989	1990	1991	1992
# Previous	845	635	761	750	733
1 Previous	423	340	462	429	399
2 Previous	370	341	433	375	381
3 Previous	344	322	397	356	336
4 Previous	361	273	386	296	275
5 Previous	276	265	309	236	245
6 Previous	174	217	284	196	180
7 Previous	147	186	222	183	159
8 Previous	114	139	167	132	128
9 Previous	67	94	140	116	97
10 or more Previous	171	248	370	357	298
TOTAL	3,292	3,060	3,931	3,426	3,231

MARICOPA COUNTY JUVENILE COURT CENTER

JUVENILES DETAINED
On Delinquent Referrals

Origination of Referral	1988	1989	1990	1991	1992
Avondale	29	22	43	30	31
Buckeye	15	12	7	11	12
Chandler	94	94	109	139	142
DPS (State)	49	43	51	47	52
El Mirage	11	19	22	26	23
Gilbert	20	24	23	30	26
Glendale	128	125	199	181	194
Goodyear	15	12	7	7	6
Guadalupe	22	19	7	0	0
MCSO (County)	105	73	104	96	89
Mesa	292	318	319	279	320
Paradise Valley	1	1	2	0	0
Peoria	23	25	38	57	59
Phoenix Police Dept.	1,785	1,666	2,304	2,157	2,018
Phoenix Fire Dept.	0	0	0	0	0
Scottsdale	91	67	63	39	59
Surprise	6	8	7	13	6
Tempe	143	132	170	174	162
Tolleson	7	11	11	13	6
Wickenburg	2	8	10	1	3
Youngtown	3	0	1	0	0
Other Law Enforcement	11	6	8	23	6
Sub Total	2,852	2,685	3,565	3,323	3,214
Court	331	344	416	79	0
Parent	3	1	4	2	3
Probation Officer	102	28	5	21	11
School	2	0	0	1	0
Other Not Listed Elsewhere	2	2	1	0	3
Sub Total	440	375	426	103	17
TOTAL	3,292	3,060	3,991	3,426	3,231

Probation



	1988	1989	1990	1991	1992
Placed	2,044	1,761	2,104	3,022	2,807
At Year End	2,226	2,062	2,352	3,127	3,222
Avg.Months/Probation	16	14	14	13	13
Prior Complaints	1.5	1.4	1.8	1.8	1.8
PO Caseload	45	47	51	54	58



During 1992, 2,807 juveniles were placed on probation. Probation Officer caseload has increased to a five year high of 58 cases under supervision. The average number of months a juvenile is on probation was 13 months in 1991 and 1992, down from 14 months in 1989 and 1990.

The average number of prior referrals when placed on probation has remained steady from 1990 to 1992 at 1.8 referrals.

1992

Probationer Profile

Sex: Male (82%)

Age: 14 Years 7 Months

Ethnicity: Anglo (53%)

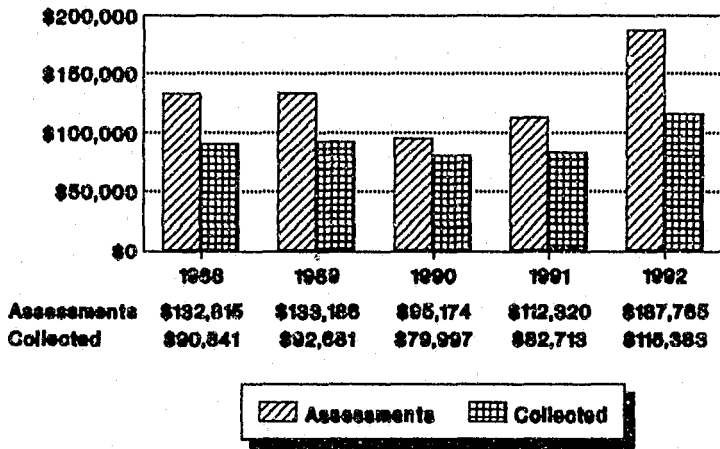
School Status: Attending (81%)

Severity: Grand Theft (44%)

Offense: Burglary (22%)

MARICOPA COUNTY JUVENILE COURT CENTER

Probation Assessments and Collections



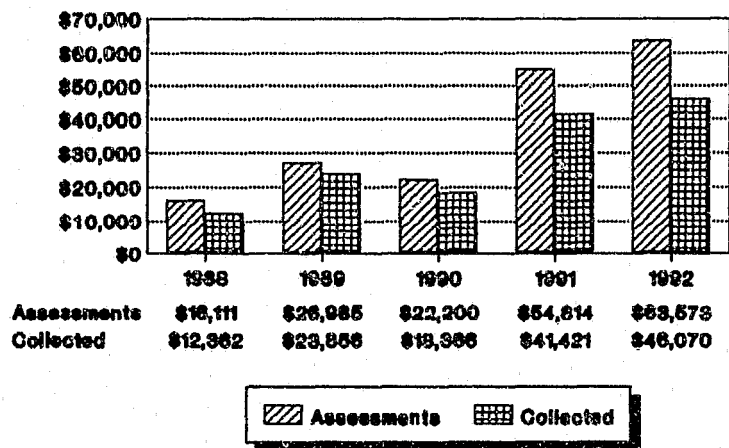
Assessments are imposed by the judiciary in cases allowed for probation service fees and placement service fees among others.

Probation assessments and collections in 1992 have increased by \$75,445 in assessments and \$32,670 in collections over 1991. Assessments increased significantly by 67% in 1992 and collections increased 39% over 1991.

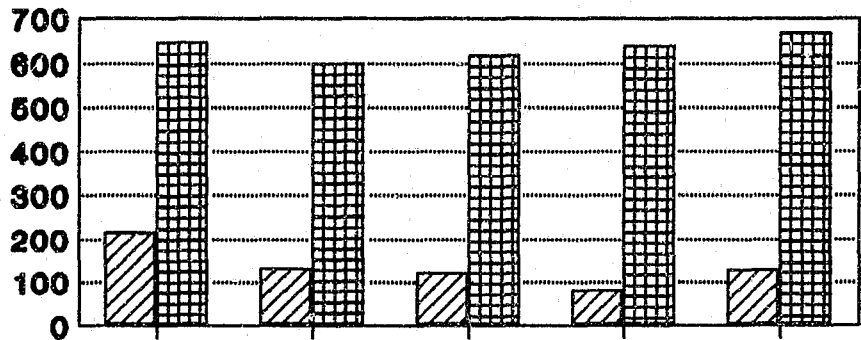
Placement Assessments and Collections

Placement assessments in 1992 have increased 16% over 1991 by \$8,759.


Placement collections increased by 11%, or \$4,649 over 1991.



Juveniles Committed or Awarded to Arizona Department of Youth Treatment and Rehabilitation (DYTR)



	1988	1989	1990	1991	1992
Awarded	216	132	120	80	127
Committed	648	800	618	639	668
Total	862	732	738	719	795
Avg. Prior Complaints	4.1	4.4	4.9	5.4	6



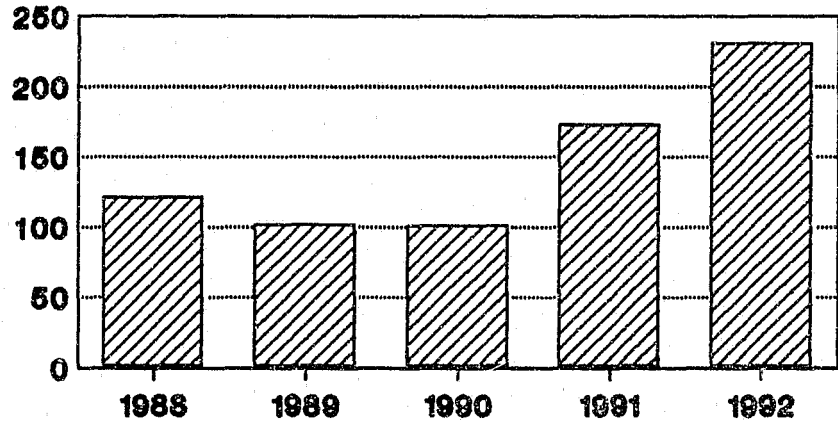
Commitments to the State Department of Youth Treatment & Rehabilitation (DYTR) has shown an increase over 1991 by 29 juveniles committed to 668 juveniles in 1992. Juveniles awarded to DYTR increased by 47 from 1991 to 127 in 1992. The number of previous referrals prior to commitment have increased from 4.1 in 1988 to 6 in 1992.

1992

Committed Profile

- Sex: Male (89%)**
- Age: 15 Years 3 Months**
- Ethnicity: Minority (60%)**
- School Status: Attending (63%)**
- Severity: Grand Theft (35%)**
- Offense: Probation Viol. (27%)**

Juveniles Transferred to Adult Jurisdiction



	1988	1989	1990	1991	1992
Transferred	121	102	101	179	231
Avg.Prior Complaints	5.8	6.1	6.8	8.8	8.8

 Transferred

A transfer hearing (remand) is held on the motion of the County Attorney. The Juvenile Court has the exclusive responsibility for making the decision to remand a juvenile for transfer for adult criminal prosecution.

The number of transfers to adult criminal court in 1992 increased by 34% over 1991 for a total of 231 juveniles being transferred. The number of prior complaints or referrals has decreased slightly from 8.8 in 1991 to 8.6 in 1992.

1992

Transfer Profile

- Sex: Male (97%)**
- Age: 16 Years 4 Months**
- Ethnicity: Minority (71%)**
- School Status: Not Attending (57%)**
- Severity: Violent (52%)**
- Offense: Agg. Assault (22%)**

MARICOPA COUNTY JUVENILE COURT CENTER

PROBATION, COMMITMENT, TRANSFER for 1992

Severity of Referral 1992	Violent	Grand Theft	Obstruct	Fight	Drugs	Peace	Theft	Status	Hold	TOTAL
Probation	512	1,297	28	212	182	210	322	88	24	2,875
Commitment	116	267	160	23	31	41	24	3	3	668
Transfer	138	81	1	2	8	0	0	0	1	231

Sex of Referred 1992	Probation	Commitment	Transfer
Female	515	76	8
Male	2,360	592	223
TOTAL	2,875	668	231

Ethnicity of Referred 1992	Probation	Commitment	Transfer
Anglo	1,528	267	67
Black	294	97	43
Hispanic	970	271	105
Indian	69	29	14
Other	14	4	2
TOTAL	2,875	668	231

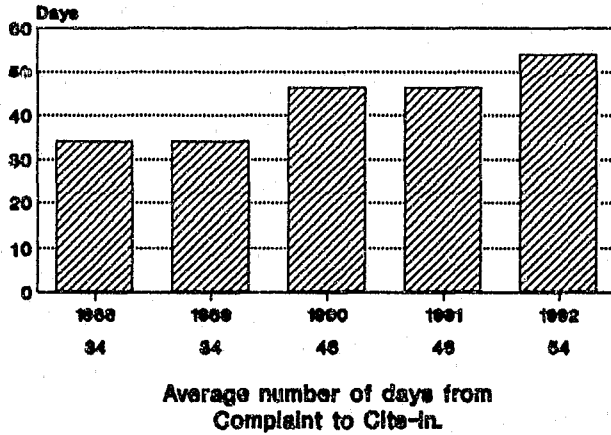
MARICOPA COUNTY JUVENILE COURT CENTER

Age at Referral 1992	Probation	Commitment	Transfer
8 Years	2	0	0
9 Years	5	0	0
10 Years	12	0	0
11 Years	47	0	0
12 Years	133	1	0
13 Years	275	27	0
14 Years	542	107	2
15 Years	616	159	13
16 Years	666	227	54
17 Years	577	147	162
TOTAL	2,875	668	231

Previous Legal Status of Referred 1992	Probation	Commitment	Transfer
None	2,626	107	45
Discharged from DYTR	17	19	25
Probation	4	506	45
Released from Probation	215	28	13
Committed to DYTR	2	0	94
Transferred from Other Jurisdiction	3	3	6
Unsuccessful Release	8	5	2
Ward of Other Agency	0	0	1
TOTAL	2,875	668	231

MARICOPA COUNTY JUVENILE COURT CENTER

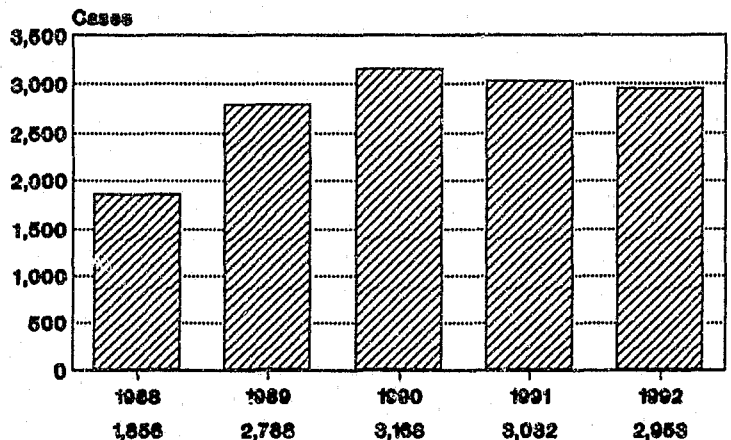
**Intake Caseload
Cite-in First Set**



The Intake cite-in is the interview of the referred juvenile and parent(s) at the Juvenile Court by an Intake Officer. Generally, these juveniles are first and second referral misdemeanors or status offenders. The Intake Officer has the discretion to handle the referral without initiating a formal court process.

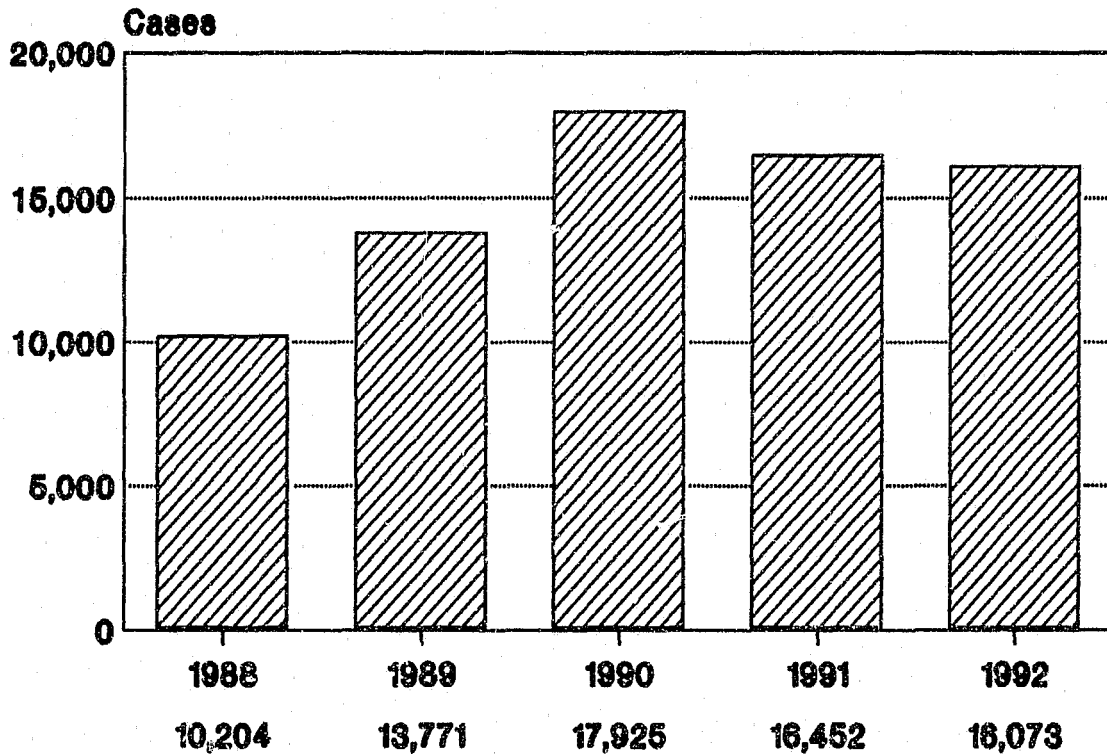
The above graph shows the average number of days to first cite-in (excluding time assigned to County Attorney), measuring how quickly the Intake Division is able to get to the caseload assigned. Of those complaints NOT sent to the County Attorney, the number of days decreases to 52. A second measure is the number of pending (unfinished) cases is shown in the graph to the right. There were 2,953 pending cases in 1992, a 2.6% decrease from 3,032 pending cases in 1991.

**Intake Caseload
Cases Pending**



Intake Caseload

New Complaints Received

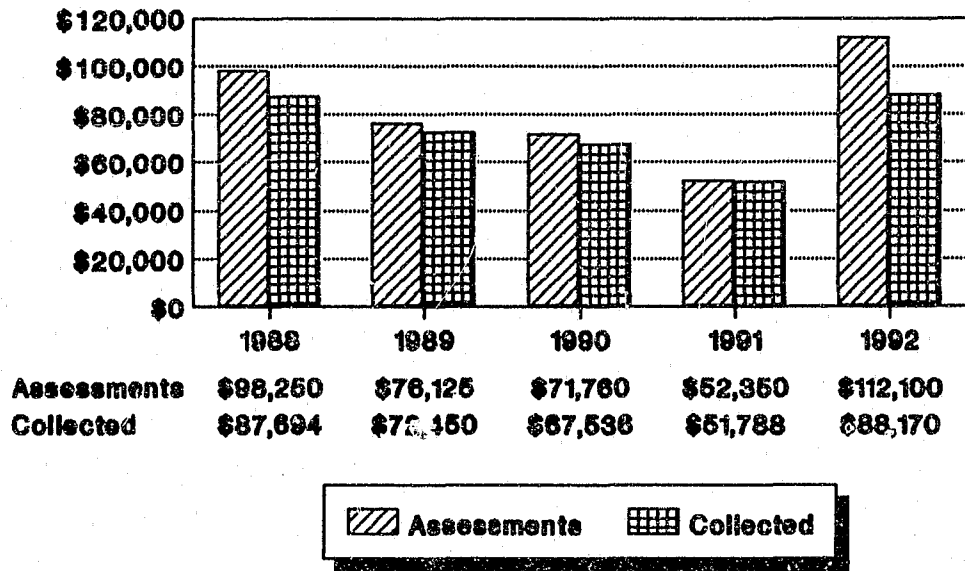


Referrals (complaints) where no formal petition is filed may be adjusted by the Intake Officer after the initial interview with the juvenile and parent(s). If the juvenile has acknowledged involvement in the alleged offense, the matter will not be adjusted until specific conditions established by the Probation Officer are met. Conditions of adjust may include referral to community agencies for family counseling,

individual counseling, specialized education, and awareness programs such as alcohol and drug abuse, restitution to victims, voluntary work hours in the community, and other similar options.

The number of New Complaints Received has shown a slight decrease from 16,452 in 1991 to 16,073 New Complaints in 1992, from a high in 1990 of 17,925.

PIC-ACT Assessments and Collections



Progressively Increasing Consequences Act (PIC-ACT)

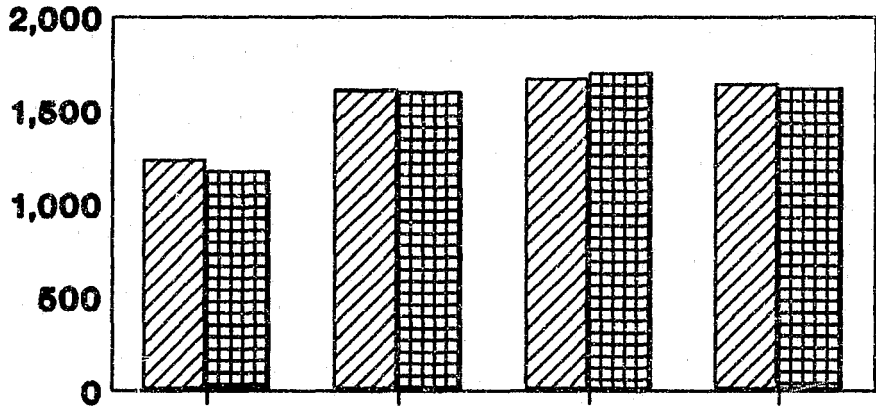
The Progressively Increasing Consequences Act (PIC-ACT) became effective through legislative action on July 1, 1984. If after conducting an intake interview with the alleged juvenile offender and parent(s), and the juvenile acknowledges responsibility for the delinquent act or alcohol offense, the Juvenile Probation Officer may adjust the delinquency complaint once the juvenile has complied with specific conditions.

Assessments made for Intake Services in 1992 have increased 114% over 1991 to \$112,100, and

collections have increased 70% over 1991 to \$88,170 for 1992.

This legislation concentrates on first and second time offenders in hopes of eliminating future delinquent behavior patterns before they become firmly established. The development of PIC-ACT centers on the debate of whether holding youthful offenders more accountable for their delinquent behavior will result in a lower incidence of recidivism. Programs sponsored under PIC-ACT are currently in operation in all fifteen counties in Arizona.

Home Detention



	1989	1990	1991	1992
Placed	1,234	1,608	1,667	1,640
Released	1,171	1,596	1,700	1,618
Avg.Daily Population	167	60	198	180
Avg.Length of Stay	41.4	52.3	40.3	36.2

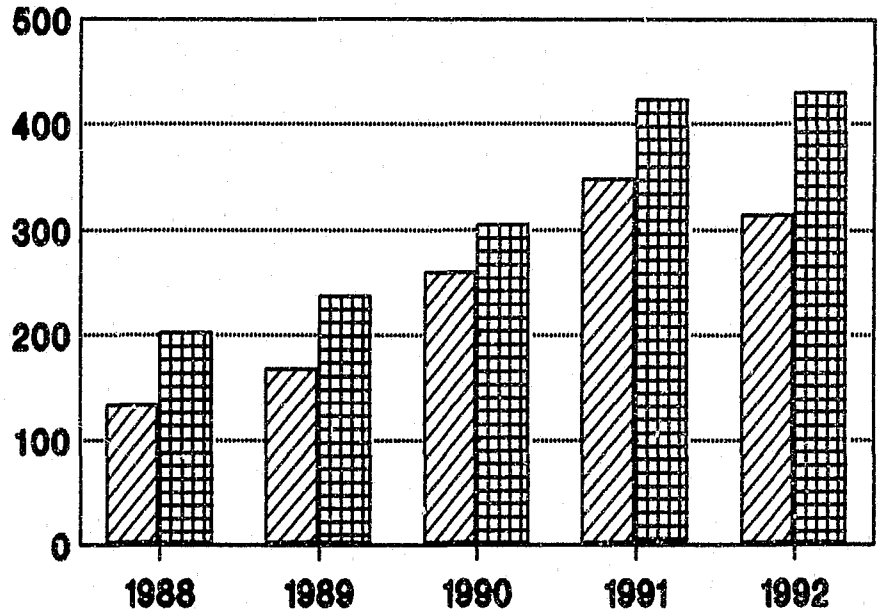


Home Detention is an alternative between structured institutional detention and unconditional release back into the community. Juveniles originally held in the juvenile detention facility, but being allowed to return home pending Court, may be assigned to Home Detention. In this program, the juvenile's freedom is greatly restricted and the Home Detention staff maintain frequent and close contact with

the juvenile on an unannounced basis to assure compliance with the conditions of release.

As compared to 1991, juveniles placed on Home Detention decreased slightly from 1,667 to 1,640 in 1992. Juveniles released, also decreased from 1,700 in 1991 to 1,618 in 1992. The average daily population on Home Detention is 180 juveniles with an average length of stay of 36.2 days in 1992.

Placement



Day & Evening Care	133	168	260	348	314
Residential	202	237	305	423	430

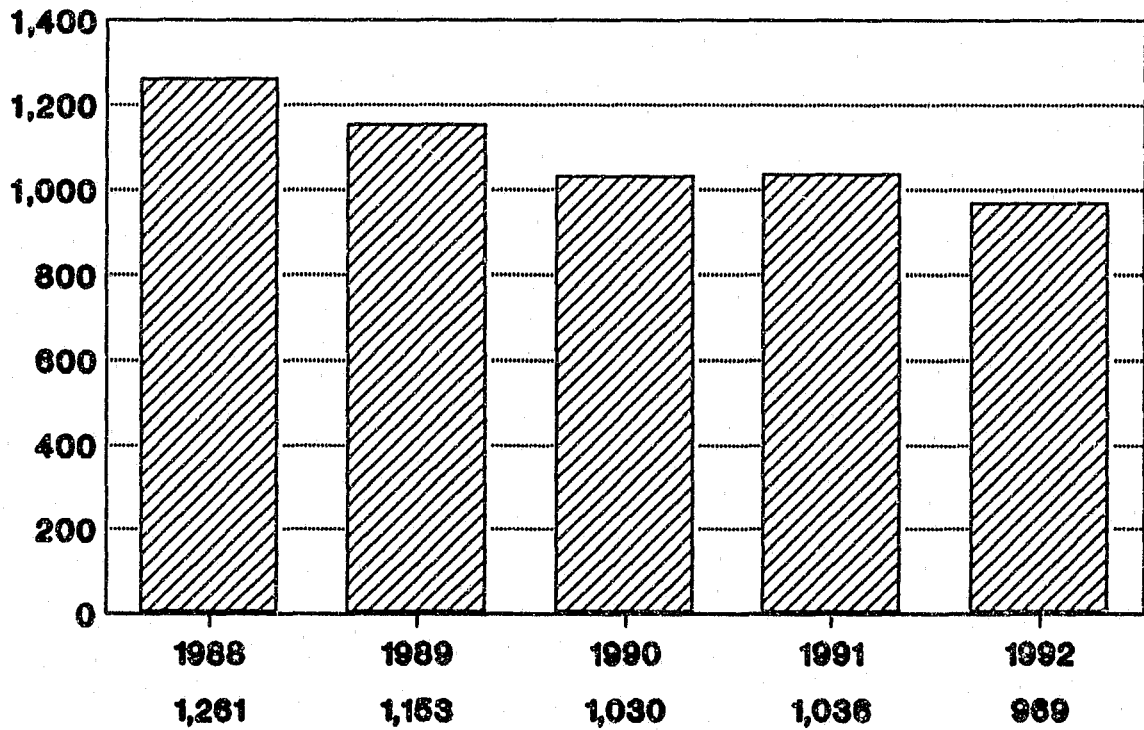


The number of juveniles in Placement has increased dramatically since 1988, but in 1992, Day & Evening Care are showing a decrease from 1991 in the number of juveniles from 348 to 314. Residential Care increased by 7 juveniles from 423 in 1991 to 430 in 1992.

Residential placement has increased by 113% from 1988 to 1992. Day & Evening Care has increased 136% in the same 5 years.

The cost involved per day per juvenile was \$45.67 for Day & Evening Care, and \$137.02 for Residential care in 1992.

Diversions Programs



Juveniles Assigned to Diversion Programs

Diversion programs are established and supervised by various municipalities for the needs of some first time offenders in their communities. These programs are developed by agreement with the Court Center as provided by statute.

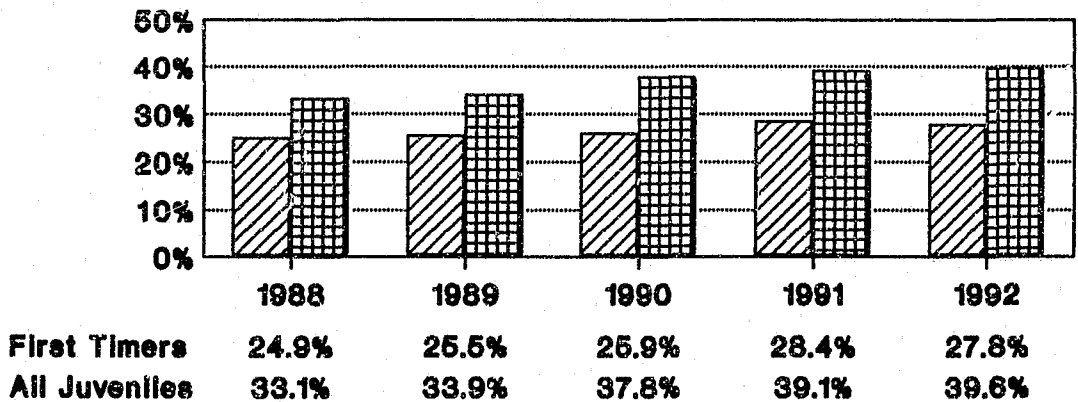
Cities such as Phoenix, Mesa, Tempe, Glendale, Peoria, Scottsdale, Williams Air Force Base, Chandler, and Gilbert have various types of diversion programs for the first time offender.

Several municipalities within Maricopa County have designed First Offender Programs to work with juveniles.


The number of juveniles assigned to diversion programs have decreased by 23% from 1,261 in 1988, for a total of 969 juveniles in 1992.

Recidivism

Tracks a Juvenile for One Year After Referral



Juveniles Recidivating



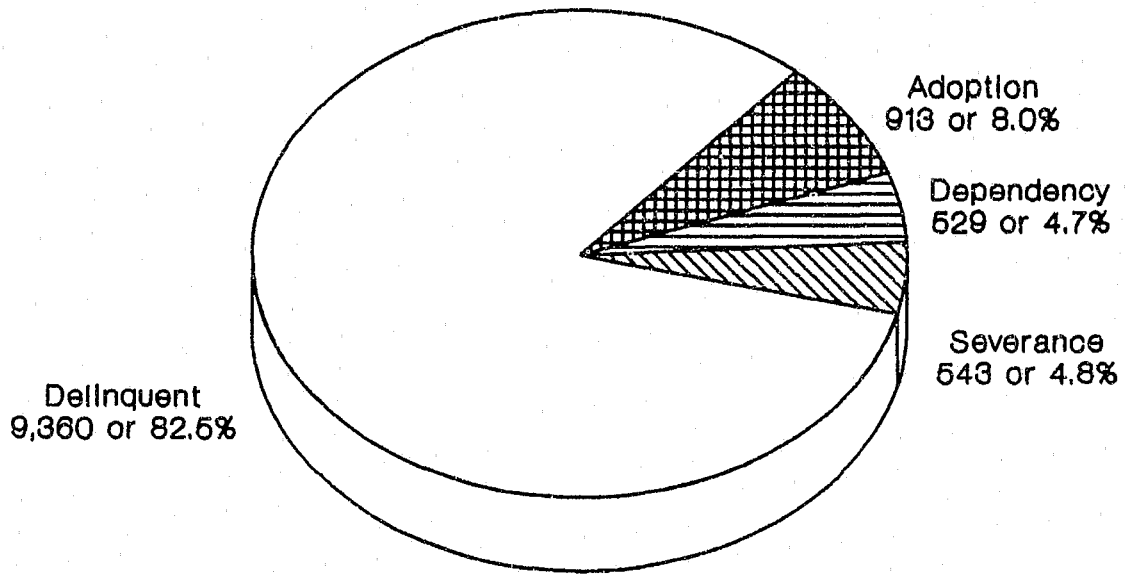
Excludes Juveniles who are currently 17, Administrative Offenses, Probation Violation, and Invalid Complaints.

In this table, recidivism is defined as the probability of a subsequent referral within one year of the initial referral, i.e., the probability of a subsequent arrest (guilt may not have been determined). Administrative offenses (Holds), and technical probation violations (i.e., no law violation charged) are not counted as initial referrals or subsequent referrals. If the juvenile is 17 years or older at the initial referral, they are not considered. As soon as a juvenile reaches the age of 18, the Juvenile Court loses all jurisdiction over that person.

Two samples are used above. The sample called "First Timers" utilized only the first referral to Juvenile Court as the initial referral, while "All Juveniles" utilize any referral except an administrative offense or probation violation.

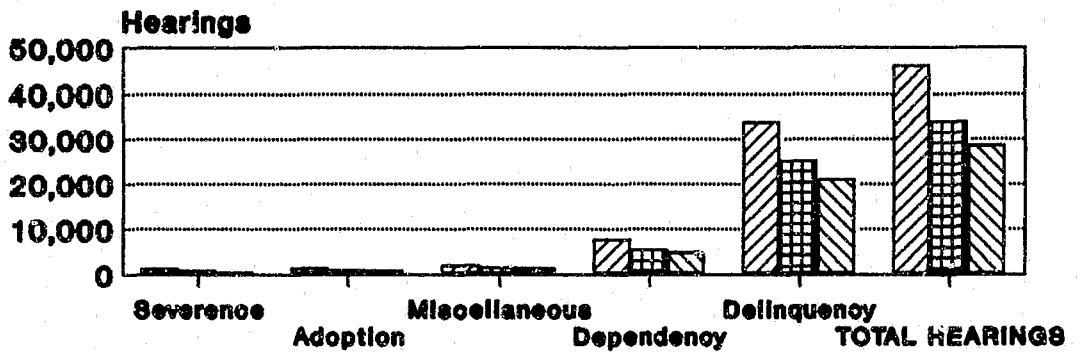
Juveniles recidivating has been gradually increasing over the past five years. In 1992, approximately 28% of all First Time Offenders recidivate, and approximately 40% of All Juveniles recidivate.

1992 Petitions Filed



Petitions Filed	1988	1989	1990	1991	1992
Adoption	848	848	883	967	913
Dependency	554	622	532	491	529
Severance	622	605	558	557	543
Delinquency	6,485	7,033	8,031	9,126	9,360
TOTAL	8,591	9,108	9,924	11,141	11,345

1992 Court Hearings Summary



	Severeance	Adoption	Miscellaneous	Dependency	Delinquency	TOTAL HEARINGS
Scheduled	1,229	1,375	1,978	7,735	33,720	46,037
Held	780	941	1,514	5,409	25,149	33,793
Completed	503	825	1,335	4,848	21,015	28,524

Scheduled
 Held
 Completed

A Scheduled hearing is set before a particular judicial officer on a particular day and time, though for many hearings (advisories for instance) several may be "stacked" at the same time. A hearing categorized as Held, is one with a recorded start and end time. A Completed hearing is one showing a result of

completed, under advisement, or conditional (applying to dispositions).

In 1992, 46,037 hearings were scheduled, 33,793 hearings were held, and 28,524 hearings were completed. Approximately 74% of these hearings were for delinquency matters.

MARICOPA COUNTY JUVENILE COURT CENTER

Court Hearings Scheduled	1988	1989	1990	1991	1992
Adoption	1,162	1,179	1,757	1,199	1,375
Dependency	6,332	7,408	7,386	8,198	7,735
Severance	1,142	1,329	1,417	1,745	1,229
Delinquency	22,435	24,220	31,460	38,361	33,720
Miscellaneous	1,274	1,512	1,826	1,932	1,978
TOTAL	32,345	35,648	43,846	51,435	46,037

Total scheduled court hearings have increased 42% since 1988, from 32,345 to 46,037 scheduled hearings in 1992, but decreased by 10% from 1991 to 1992.

There has been major increase in Delinquency hearings which increased by 50% in the last 5 years.

Hearing types were re-adjusted in 1993 to re-classify the Miscellaneous category. Hearings for the years 1988 to 1992 were re-calculated as a result of this adjustment. Actual Total Hearings Scheduled did not vary significantly from the numbers previously published, but Miscellaneous and Delinquency Hearings were re-defined which did effect their total.

MARICOPA COUNTY JUVENILE COURT CENTER

Disposition of Referrals
1989-1992

NON-COURT DISPOSITIONS

		1989	1990	1991	1992
Administrative	Invalid	66	114	97	88
	Withdrawn	8	10	14	12
	Non-Complaint Completed	0	0	0	2
	Unresolved (Loss of Jurisdiction)	849	817	923	880
	Missing Data	2	4	2	0
	Released (Traffic or Delinquency Warrant)	888	1,032	271	18
Record Only	Not Referred	0	0	2	2
	Victim Refuses Prosecution	46	46	43	60
	Referred to DYTR (Dept. of Youth Treatment & Rehabilitation)	156	267	495	245
	Referred Dept. of Economic Security	7	9	7	9
	Referred Diversion Program	1,153	1,030	1,036	969
	Referred Other Jurisdiction	136	151	131	145
	Referred Police Agency	986	1,003	923	731
	Referred Other Agency	2	0	1	2
	County Attorney Choose Not To File	0	0	108	1,269
Interviewed	Adjusted	592	901	1,854	1,869
	Adjusted - Conditional	5,468	5,699	5,313	5,093
	Adjusted - Counsel & Warn	12	17	12	24
	Adjusted - Not Filed by County Attorney	2,459	3,107	2,690	1,719
	Adjusted - From Other Jurisdiction	318	291	254	211
TOTAL	NON-COURT DISPOSITIONS	13,148	14,498	14,176	13,348

MARICOPA COUNTY JUVENILE COURT CENTER

Disposition of Referrals 1989-1992

		1989	1990	1991	1992
Traffic	Guilty	1,586	1,889	1,556	1,703
	Not Guilty	690	774	850	949
TOTAL	TRAFFIC COURT DISPOSITIONS	2,276	2,663	2,406	2,652

COURT DISPOSITIONS

		1989	1990	1991	1992
Dismissed		1,566	2,225	2,546	2,308
Terminate & Close		144	127	80	96
Penalty	Penalty	410	629	639	402
	Penalty Terminate & Close	271	213	143	17
Judicial Adjustment		1	1	0	1
Probation	Probation	1,511	1,827	2,532	2,376
	Probation with Restitution	249	336	557	502
	Continued Probation	494	572	892	1,231
	Continued Probation - Restitution	41	68	157	184
DYTR	Committed - DYTR (Dept. Youth Treatment & Rehabilitation)	600	618	639	668
	Awarded - DYTR	132	120	80	127
Transferred	To Other Agency	59	50	58	64
Remanded	To Adult Court	102	101	173	231
Court	Other	1	0	0	2
TOTAL	COURT DISPOSITIONS	5,581	6,887	8,496	8,289

MARICOPA COUNTY JUVENILE COURT CENTER

Appendix A
 Zipcode of Residence
 1992 Referrals

Zipcode of Referral	Violent	Grand Theft	Obstruct	Fight	Drugs	Peace	Theft	Status	Hold	TOTAL
85001	0	2	0	1	0	0	0	1	0	4
85002	0	1	0	2	1	0	1	0	0	5
85003	9	24	15	8	7	15	23	35	1	137
85004	6	19	2	2	5	8	15	8	1	66
85005	0	1	0	0	0	0	1	0	0	2
85006	68	159	63	54	59	63	122	156	5	749
85007	35	101	34	20	22	34	46	52	2	346
85008	66	173	56	48	21	58	121	142	3	688
85009	65	236	61	62	72	98	215	240	3	1,052
85010	0	0	0	0	0	0	0	2	0	2
85012	2	9	6	4	4	3	8	6	0	42
85013	10	43	11	20	9	6	44	38	0	181
85014	35	65	20	21	15	22	58	66	0	302
85015	36	82	22	39	23	27	125	99	3	456
85016	22	73	18	20	10	33	50	69	0	295
85017	42	92	20	51	17	29	91	92	3	437
85018	16	28	8	19	4	16	38	36	2	167
85019	23	51	23	36	13	36	82	51	0	315
85020	21	61	19	14	7	16	73	84	0	295
85021	24	51	21	24	4	26	68	79	3	300
85022	13	77	18	26	13	25	61	78	0	311
85023	26	119	32	62	16	56	144	152	1	608
85024	11	64	16	14	11	14	30	38	3	201
85025	1	0	0	0	0	0	1	1	0	3
85026	0	2	0	0	0	0	0	1	0	3

MARICOPA COUNTY JUVENILE COURT CENTER

Zipcode of Referral	Violent	Grand Theft	Obstruct	Fight	Drugs	Peace	Theft	Status	Hold	TOTAL
85027	26	58	22	21	12	20	79	66	0	304
85028	8	32	13	9	9	18	49	42	0	189
85029	28	86	40	56	18	38	104	110	4	484
85030	0	0	1	0	0	0	1	0	0	2
85031	41	68	30	38	17	49	89	108	3	443
85032	35	177	45	68	23	62	164	206	4	784
85033	63	113	66	65	27	74	254	149	0	811
85034	31	64	10	18	26	36	34	44	0	263
85035	58	122	35	44	44	07	156	188	2	736
85036	1	3	1	0	0	1	0	4	0	10
85037	23	41	15	24	8	16	58	50	1	236
85038	0	0	0	0	1	0	1	0	0	2
85039	3	15	4	5	2	5	13	15	1	63
85040	125	242	77	98	69	116	212	183	3	1,125
85041	54	183	44	47	36	85	107	130	1	687
85043	12	29	10	15	7	11	40	42	1	167
85044	6	21	3	14	7	16	27	18	0	112
85045	0	0	0	0	0	1	0	0	0	1
85046	0	1	0	0	0	0	0	0	0	1
85051	34	65	20	39	6	23	105	79	2	373
85060	0	0	0	1	0	0	0	0	0	1
85061	0	0	0	1	0	0	1	0	0	2
85063	0	2	0	1	0	1	0	0	0	4
85067	0	0	2	0	0	0	2	1	0	5
85069	0	2	0	0	0	0	2	0	0	4
85071	0	0	1	0	0	0	0	0	0	1
85075	0	0	0	2	0	0	0	0	0	2
85078	1	0	0	0	0	0	0	0	0	1

MARICOPA COUNTY JUVENILE COURT CENTER

Zipcode of Referral	Violent	Grand Theft	Obstruct	Fight	Drugs	Peace	Theft	Status	Hold	TOTAL
85088	0	0	0	1	0	0	0	1	0	2
85281	33	124	27	63	33	83	130	88	7	588
85282	18	90	31	51	19	58	98	91	4	460
85283	30	84	19	40	16	46	103	54	1	393
85284	42	160	33	70	19	96	176	124	6	726
85285	18	54	16	28	9	44	99	33	1	382
85286	4	16	2	11	3	10	12	10	2	78
85287	14	34	13	22	9	28	34	21	2	177
85288	13	54	15	12	5	19	31	20	3	172
85289	0	0	0	0	0	0	2	0	0	2
85210	24	73	27	43	26	47	67	67	4	378
85211	2	5	0	0	0	1	3	2	1	14
85212	0	1	0	0	0	0	1	0	0	2
85213	8	23	13	17	10	26	41	10	1	149
85217	0	3	0	0	0	1	1	0	0	5
85219	2	9	1	0	0	1	10	1	2	26
85220	3	19	6	7	2	7	20	11	9	84
85221	0	1	0	0	0	1	4	1	0	7
85222	1	9	0	0	1	0	7	3	0	21
85224	45	202	58	71	48	118	200	202	3	947
85225	24	93	35	36	39	49	94	99	1	470
85226	6	18	9	19	4	24	27	38	1	146
85227	0	1	0	0	0	0	1	0	0	2
85228	1	0	0	0	0	0	1	0	0	2
85231	3	2	0	0	0	0	2	1	1	9
85234	30	108	19	39	15	52	99	156	0	518
85235	0	1	0	0	0	0	1	0	0	2
85236	1	3	1	6	0	4	10	18	0	43

MARICOPA COUNTY JUVENILE COURT CENTER

Zipcode of Referral	Violent	Grand Theft	Obstruct	Fight	Drugs	Peace	Theft	Status	Hold	TOTAL
85237	1	2	0	0	0	1	0	1	0	5
85238	0	2	0	0	2	0	0	0	0	4
85239	0	6	1	1	0	1	3	1	0	13
85240	2	0	0	0	0	0	9	0	0	11
85241	0	1	0	0	0	0	0	0	0	1
85242	1	9	2	3	1	13	12	3	1	45
85243	0	0	0	0	0	0	1	0	0	1
85244	0	0	1	0	0	1	0	0	0	2
85247	0	4	2	0	0	5	7	4	0	22
85248	2	11	4	2	1	2	6	5	0	33
85249	0	8	3	3	0	3	6	9	0	32
85250	2	11	2	7	5	15	26	0	1	77
85251	8	58	24	16	7	33	67	50	2	265
85252	2	0	1	0	0	4	5	4	0	16
85253	7	12	2	7	7	6	24	16	0	81
85254	11	46	6	14	10	27	55	47	0	216
85255	0	3	0	1	0	0	5	4	0	13
85256	4	18	3	6	7	4	13	5	0	60
85257	8	44	20	35	16	38	40	79	0	280
85258	5	17	5	7	7	13	29	12	1	96
85259	4	6	0	3	1	5	16	5	0	40
85260	2	16	2	10	2	18	28	9	0	87
85264	0	1	0	1	0	0	0	0	0	2
85267	0	0	0	0	0	1	2	0	0	3
85268	0	11	3	2	0	4	20	6	1	47
85269	0	5	0	1	0	0	1	2	0	9
85271	0	0	0	1	2	0	1	2	0	6
85273	0	1	0	0	0	0	3	0	0	4

MARICOPA COUNTY JUVENILE COURT CENTER

Zipcode of Referral	Violent	Grand Theft	Obstruct	Fight	Drugs	Peace	Theft	Status	Hold	TOTAL
85278	0	0	0	0	0	0	1	0	0	1
85281	38	76	25	30	15	74	113	113	2	486
85282	19	80	32	25	17	62	112	150	5	502
85283	33	121	28	51	22	75	94	150	0	574
85284	2	15	4	9	4	9	29	26	0	98
85285	0	0	0	0	0	0	0	2	0	2
85301	81	182	94	129	46	90	222	155	4	1,003
85302	19	39	14	48	8	41	61	55	1	286
85303	12	28	12	26	4	26	37	38	0	183
85304	17	22	14	23	6	29	61	28	0	209
85305	0	0	0	6	1	2	8	5	0	22
85306	17	51	11	26	7	28	58	27	0	225
85307	0	5	3	5	0	0	8	2	0	23
85308	18	51	10	33	9	42	60	38	3	264
85309	1	0	0	1	0	0	0	1	0	3
85310	1	6	1	1	1	4	4	7	0	25
85311	0	0	0	1	0	0	0	0	0	1
85320	1	0	0	1	0	0	1	0	0	3
85321	0	0	0	0	0	1	2	0	0	3
85322	0	0	0	0	0	0	1	1	0	2
85323	26	87	27	51	4	58	76	83	0	412
85324	0	1	0	1	1	0	0	0	0	3
85326	10	27	11	15	8	13	18	61	1	164
85329	4	13	3	6	3	6	14	16	0	65
85331	6	9	3	5	6	2	10	3	0	44
85332	0	2	0	0	0	2	3	0	0	7
85334	0	0	0	0	0	0	0	1	0	1
85335	15	36	6	24	9	41	21	23	0	175

MARICOPA COUNTY JUVENILE COURT CENTER

Zipcode of Referral	Violent	Grand Theft	Obstruct	Fight	Drugs	Peace	Theft	Status	Hold	TOTAL
85337	3	5	2	5	0	4	4	18	0	41
85338	1	11	3	4	0	7	14	17	1	58
85339	3	20	3	2	2	5	14	9	0	58
85340	0	0	0	1	3	9	8	1	0	22
85342	0	1	1	1	0	1	1	4	0	9
85344	0	2	0	0	0	0	0	1	0	3
85345	34	97	34	33	29	48	137	57	0	469
85346	0	0	0	0	0	0	0	0	1	1
85348	0	0	0	0	0	0	1	0	0	1
85350	1	0	0	0	0	0	0	0	0	1
85351	0	0	0	0	1	0	0	0	0	1
85353	2	23	6	9	3	11	22	52	0	128
85354	0	6	0	0	1	0	4	0	0	11
85355	0	2	0	0	0	1	7	1	0	11
85358	4	6	4	9	1	6	3	23	1	57
85361	3	5	2	5	3	8	13	7	0	46
85362	0	0	0	0	0	0	0	1	0	1
85363	0	0	1	0	0	0	1	1	0	3
85364	0	1	0	0	0	0	2	2	1	6
85365	0	2	0	0	0	0	0	1	0	3
85373	0	6	0	0	0	4	0	0	0	10
85374	10	16	5	7	6	24	18	16	0	102
85377	1	1	0	0	0	0	6	0	0	8
85380	0	1	0	0	0	0	0	2	0	3
85381	2	6	2	3	4	5	9	3	0	34
85382	1	1	3	3	0	1	6	1	0	16
85390	0	2	1	2	0	1	0	3	0	9
85501	1	0	0	0	0	0	1	0	0	2

MARICOPA COUNTY JUVENILE COURT CENTER

Zipcode of Referral	Violent	Grand Theft	Obstruct	Fight	Drugs	Peace	Theft	Status	Hold	TOTAL
85582	0	0	0	0	0	1	0	0	0	1
85538	0	0	0	0	0	0	3	0	0	3
85532	0	0	0	0	0	0	3	0	0	3
85534	0	0	0	0	0	1	0	0	0	1
85535	0	3	0	0	0	0	0	0	0	3
85539	0	0	1	0	0	1	1	0	0	3
85546	0	0	0	0	0	1	0	0	0	1
85541	0	2	0	0	0	0	1	2	1	6
85546	0	0	0	0	0	0	1	1	0	2
85558	0	0	0	0	0	0	2	0	0	2
85552	0	0	0	0	0	0	1	0	0	1
85571	0	1	0	0	0	0	0	0	0	1
85682	0	0	0	1	0	0	0	3	0	4
85687	0	0	0	0	0	1	0	1	1	3
85612	0	1	0	0	0	0	0	0	0	1
85614	0	1	0	0	0	0	0	0	0	1
85621	1	1	0	0	0	0	0	0	0	2
85631	1	0	0	0	0	1	0	0	0	2
85634	0	0	0	0	0	0	1	0	0	1
85635	0	3	0	1	0	0	1	0	1	6
85636	0	0	0	0	0	0	0	2	0	2
85783	0	1	1	0	0	0	0	0	0	2
85784	0	3	1	0	0	1	0	1	0	6
85795	0	0	0	0	0	0	1	1	0	2
85786	2	2	0	0	0	0	1	1	0	6
85718	0	0	0	0	0	0	1	1	0	2
85711	1	2	0	0	0	1	0	1	0	5
85712	0	1	0	0	0	0	0	0	0	1

MARICOPA COUNTY JUVENILE COURT CENTER

Zipcode of Referral	Violent	Grand Theft	Obstruct	Fight	Drugs	Peace	Theft	Status	Hold	TOTAL
85713	1	1	0	0	0	0	1	2	0	5
85714	1	1	0	0	0	0	0	0	0	2
85716	0	0	0	0	3	0	0	0	0	3
85719	0	0	0	0	0	0	0	2	0	2
85730	1	1	0	0	0	0	1	1	0	4
85737	0	0	0	0	1	0	0	0	0	1
85741	0	3	0	0	1	0	0	1	0	5
85745	0	0	0	0	0	0	0	0	1	1
85746	0	1	0	0	1	0	0	0	0	2
85748	0	0	0	0	0	0	1	0		1
85749	0	1	0	0	0	0	1	0	0	2
85763	0	0	0	2	0	0	0	1	0	3
85901	0	3	0	1	0	0	2	3	0	9
85925	0	0	0	0	0	0	1	0	0	1
85928	0	0	1	0	0	0	0	1	0	2
85935	0	0	0	0	0	0	0	1	0	1
85936	0	0	0	0	0	0	1	1	0	2
85937	0	1	0	0	0	0	1	0	0	2
85939	0	0	0	0	0	0	1	0	0	1
85941	0	0	0	0	0	0	1	0	0	1
Other	41	141	30	22	35	52	109	207	9	646
Unknown	0	2	1	0	0	0	1	1	0	5
Total	1,896	5,577	1,710	2,397	1,236	2,953	5,991	5,724	140	27,624

MARICOPA COUNTY JUVENILE COURT CENTER

Appendix B

Actual School of Referred by School District 1992 Referrals

Actual Schools 1992 By School Districts	Violent	Grand Theft	Obstruct	Fight	Drugs	Peace	Theft	Status	Hold	TOTAL
Agua Fria High	8	27	11	15	1	20	14	23	0	119
Agua Fria Union	4	16	3	13	3	16	15	17	0	87
School District: Agua Fria Union	12	43	14	28	4	36	29	40	0	206
Aquila	1	0	0	0	0	0	0	0	0	1
School District: Aquila Elementary	1	0	0	0	0	0	0	0	0	1
Alhambra Traditional	1	1	0	1	0	1	4	5	0	13
Andalucia	5	16	1	3	0	5	19	3	0	52
Barcelona	3	6	4	23	0	4	29	7	0	76
Catalina	6	3	2	8	1	2	20	13	0	55
Cordova	6	16	3	1	1	3	17	10	0	57
Grenada East	7	13	3	13	3	7	14	21	1	82
Sevilla	2	0	0	0	0	0	2	2	0	6
Simpson	12	9	3	2	1	5	26	21	0	79
Westwood	0	6	0	1	0	4	5	2	0	18
School District: Alhambra Elementary	42	70	16	52	6	31	136	84	1	438
Avondale Elementary	1	3	2	4	0	0	8	1	0	19
Avondale Jr High	4	17	5	11	0	12	26	21	0	96
Coor	0	5	3	2	1	2	15	5	1	34
Pioneer	0	1	0	0	0	1	4	1	0	7
School District: Avondale Elementary	5	26	10	17	1	15	53	28	1	156
Balsz	2	9	0	3	0	2	8	9	1	34
Crockett	3	11	3	1	0	3	4	12	0	37
Griffith	1	3	0	2	1	1	2	4	0	14
Orangedale	0	9	0	0	1	0	3	4	0	17
School District: Baltz Elementary	6	32	3	6	2	6	17	29	1	182
Buckeye	4	3	3	2	2	1	8	24	0	47
School District: Buckeye Elementary	4	3	3	2	2	1	8	24	0	47
Buckeye Union High	7	19	6	9	8	6	11	21	0	87
School District: Buckeye Union	7	19	6	9	8	6	11	21	0	87

MARICOPA COUNTY JUVENILE COURT CENTER

Actual Schools 1992 By School Districts	Violent	Grand Theft	Obstruct	Fight	Drugs	Peace	Theft	Status	Hold	TOTAL
Borman	14	31	7	3	7	20	30	37	1	150
Byron	1	3	0	1	0	1	3	1	0	10
Cartwright	1	0	0	1	1	0	6	2	0	11
Desert Sands Jr High	6	29	8	16	4	14	31	25	0	133
Downs	3	1	0	1	0	0	0	1	0	6
Estrella Jr High	15	19	8	11	6	8	75	30	0	172
Harris	0	3	0	0	0	0	2	1	0	6
Heatherbre	0	4	0	1	1	0	6	2	0	14
Holiday Park	0	0	1	1	1	0	3	0	0	6
Long	1	7	0	1	6	6	8	2	0	25
Palm Lane	0	2	0	2	0	1	5	0	0	10
Peralta	1	4	0	3	0	2	5	1	0	16
Powell	0	0	0	1	0	0	0	0	0	1
Spitalny	1	2	0	0	0	1	7	1	0	12
Starlight Park	1	6	1	3	0	0	18	1	0	30
Sunset	1	7	2	1	1	0	8	1	0	21
Tonahawk	6	1	0	0	0	0	9	0	0	16
School District: Cartwright Elementary	51	119	27	46	21	53	216	185	1	639
Black Mountain	0	0	0	3	0	0	0	1	0	4
Cactus Shadows H S	5	5	2	1	4	0	9	2	0	28
Cactus Shadows Middle	0	1	0	0	0	0	0	0	0	1
Desert Arroyo Middle	1	2	6	0	1	1	7	0	0	12
School District: Cave Creek Unified	6	8	2	4	5	1	16	3	0	45
Andersen Jr High	7	44	9	9	8	28	34	32	2	173
Bogie Jr High	4	12	4	4	2	6	14	8	0	54
Chandler Jr High	1	1	2	0	0	1	0	1	0	6
Chandler H S	10	57	19	20	9	27	52	32	1	227
Erie	0	8	0	2	0	1	1	1	0	13
Fry	0	2	0	1	0	0	3	0	0	6
Galveston	1	3	1	2	0	0	6	2	1	16
Goodman	0	1	0	1	0	1	2	0	0	5
Hartford	0	3	0	0	0	0	4	0	0	7
Humphrey	0	2	0	0	0	2	0	0	0	4
Jacobson	1	0	0	0	0	0	0	0	0	1
Knox	0	2	0	0	0	0	2	0	0	4
San Marcos	0	0	0	5	1	0	3	5	0	14
Shunway	2	2	0	0	0	5	4	0	0	13
Weinberg	0	0	0	0	0	1	0	0	0	1

MARICOPA COUNTY JUVENILE COURT CENTER

Actual Schools 1992 By School Districts	Violent	Grand Theft	Obstruct	Fight	Drugs	Peace	Theft	Status	Hold	TOTAL
Willis Jr High	13	43	19	22	32	32	47	64	0	272
School District: Chandler Unified	39	188	54	66	52	104	172	145	4	816
Creighton	17	68	21	17	16	19	31	70	0	259
Kennedy	0	0	1	2	0	0	6	0	0	9
Lona Linda	4	9	2	1	3	3	5	3	0	30
Machan	0	2	0	0	0	2	6	1	1	12
Monte Vista	0	0	0	3	0	1	6	4	0	14
Papago	5	0	3	2	1	0	4	4	0	19
Squaw Peak	2	0	1	1	0	1	6	4	0	15
School District: Creighton Elementary	28	79	28	26	20	26	64	86	1	358
Arrowhead	0	1	0	0	0	0	2	0	0	3
Bellair	0	2	0	0	0	0	3	1	0	6
Constitution	0	4	0	2	0	0	5	4	0	15
Deer Valley H S	11	40	10	23	15	46	41	34	0	220
Deer Valley Jr High	12	32	8	13	1	9	29	33	0	137
Desert Sage	0	3	0	0	0	0	1	0	0	4
Desert Sky Middle	8	10	1	10	1	8	19	12	0	69
Desert Winds	0	0	0	0	0	0	2	0	0	2
Esperanza	0	3	0	0	1	0	0	2	0	6
Goldwater H S	14	51	18	24	8	17	45	58	0	235
Greenbrier	1	4	0	0	1	0	2	0	0	8
Hillcrest Jr High	4	5	1	5	4	4	8	6	0	37
Mirage	0	0	0	1	0	0	6	0	0	7
Mountain Shadows	0	4	2	0	0	0	2	1	0	9
Park Meadows	0	3	0	0	0	0	4	1	0	8
Sunrise	1	3	0	0	0	2	2	2	0	10
Village Meadows	0	3	0	0	0	0	3	2	0	8
School District: Deer Valley Unified	51	168	40	78	31	86	174	156	0	784
Dysart Elementary & Jr H	5	19	1	3	3	8	14	5	0	58
Dysart H S	14	24	3	19	8	46	18	23	0	155
El Mirage	0	0	0	1	1	1	2	1	0	6
Kingswood	0	0	0	0	0	0	1	0	0	1
Surprise	1	2	0	1	1	1	0	2	0	8
School District: Dysart Unified	20	45	4	24	13	56	35	31	0	228

MARICOPA COUNTY JUVENILE COURT CENTER

Actual Schools 1992 By School Districts	Violent	Grand Theft	Obstruct	Fight	Drugs	Peace	Theft	Status	Hold	TOTAL
Four Peaks	0	7	0	2	0	0	7	1	0	17
Fountain Hills Jr/Sr H S	0	0	0	1	0	0	0	3	0	4
McDowell Mountain	0	3	0	0	0	0	0	0	0	3
School District: Fountain Hills Unified	0	10	0	3	0	0	7	4	0	24
Fowler	3	9	1	3	0	5	16	7	0	44
Sunridge	0	0	0	0	0	0	2	0	0	2
School District: Fowler Elementary	3	9	1	3	0	5	18	7	0	46
Gila Bend	0	1	0	1	0	1	0	4	0	7
Gila Bend H S	1	4	1	3	0	2	3	12	0	26
School District: Gila Bend Unified	1	5	1	4	0	3	3	16	0	33
Burk	0	0	0	0	0	0	1	2	0	3
Gilbert Elementary	0	3	0	0	0	2	1	1	0	7
Gilbert Jr High	1	10	0	4	1	8	19	21	0	64
Gilbert H S	20	76	18	33	13	35	60	87	0	342
Greenfield	0	2	0	0	0	0	2	0	0	4
Harris	0	0	0	1	0	0	2	0	0	3
Houston	0	0	0	0	0	2	1	0	0	3
Islands	0	0	0	0	0	1	2	0	0	3
Mesquite Jr High	5	18	1	8	0	7	14	29	0	82
Neely	0	0	0	0	0	0	1	0	0	1
Patterson	0	0	0	1	0	0	1	0	0	2
Pioneer	0	0	0	0	0	0	0	1	0	1
Val Vista	0	0	0	0	0	0	1	0	0	1
School District: Gilbert Unified	26	109	19	47	14	55	195	141	0	516
Glendale 1 Landmark	7	32	17	28	8	17	30	24	1	164
Glendale 2 Ines	0	2	0	0	0	0	4	4	0	16
Glendale 3 Smith	3	2	2	9	0	0	4	3	0	14
Glendale 4 Sine	0	2	1	3	1	0	3	4	0	14
Glendale 5 Jack	0	2	0	1	0	0	3	0	0	6
Glendale 6 Mesendick	2	8	0	8	0	6	16	4	0	44
Glendale 7 Burton	0	4	1	0	1	1	2	1	0	10
Glendale 8 American	1	1	1	3	0	1	4	5	0	16
Glendale 9 Bicent. N	0	5	0	2	0	2	4	0	0	13
Glendale 10 Horizon	0	1	0	0	0	0	0	0	0	1
Glendale 11 Challenger	11	31	10	15	11	14	46	30	1	169
School district: Glendale Elementary	24	90	32	60	21	41	116	75	2	461

MARICOPA COUNTY JUVENILE COURT CENTER

Actual Schools 1992 By School Districts	Violent	Grand Theft	Obstruct	Fight	Drugs	Peace	Theft	Status	Hold	TOTAL
Alternative High	0	1	0	0	0	0	0	1	0	2
Apollo H S	8	20	14	19	7	18	38	18	0	142
Cortez H S	12	33	11	13	4	11	26	27	0	137
Glendale H S	26	38	24	23	16	27	34	37	3	228
Greenway H S	7	30	11	19	5	18	48	47	0	185
Independence H S	7	18	10	19	3	18	22	17	0	114
Moon Valley H S	8	37	24	15	15	19	35	33	0	186
Sunnyslope H S	6	27	11	4	2	13	38	36	1	138
Thunderbird H S	6	47	10	14	6	16	25	52	0	176
Washington H S	25	23	13	16	5	8	32	35	0	157
School District: Glendale Union	185	274	128	142	63	148	298	383	4	1,465
Higley Elementary School District: Higley Elementary	0	1	0	0	0	0	1	2	0	4
East Valley Estrella H S Maricopa County Accon. Thomas Pappas School District: Horse Mesa Accon.	0	2	0	0	0	0	1	0	0	3
	1	0	0	0	0	0	1	1	0	3
	16	61	32	19	21	30	29	46	2	256
	1	2	1	0	0	0	0	0	0	4
	18	65	33	19	21	30	31	47	2	266
Butler Coe Esperanza Primary Isaac Jr High Mitchell Sutton Zito School District: Isaac Elementary	0	1	0	1	1	1	6	3	0	13
	0	1	1	4	0	0	10	5	0	21
	1	0	0	1	0	0	1	0	0	3
	16	50	14	12	16	26	68	60	2	264
	1	0	1	3	0	1	5	2	0	13
	5	9	1	1	3	1	12	5	0	37
	6	3	0	2	0	2	8	2	0	23
	29	64	17	24	20	31	110	77	2	374
Centennial Middle Del Cielo Del Norte Del Pueblo Del Sureno De La Mariposa De La Paloma De Los Ninos Kyrene Jr High	3	2	0	3	2	7	6	4	5	27
	0	0	0	1	0	0	0	0	0	1
	0	1	0	0	0	1	0	0	0	2
	0	0	2	2	0	0	1	2	0	7
	1	1	0	0	0	1	0	0	0	3
	0	2	0	0	0	0	0	0	0	2
	1	0	0	2	0	1	1	0	0	5
	0	1	0	0	0	0	0	0	0	1
	2	19	4	9	1	11	14	15	0	75

MARICOPA COUNTY JUVENILE COURT CENTER

Actual Schools 1992 By School Districts	Grand									TOTAL
	Violent	Theft	Obstruct	Fight	Drugs	Peace	Theft	Status	Hold	
Monte Vista	0	0	0	0	0	0	0	1	0	1
Pueblo Middle	0	2	4	2	3	6	10	7	0	34
School District: Kyrene Elementary	7	29	10	19	6	27	32	29	0	158
Cash	2	11	0	4	2	0	5	2	0	26
Estrella Mountain High	1	0	0	0	0	0	0	1	0	2
Laveen	2	3	0	2	0	4	2	2	0	15
School District: Laveen Elementary	5	14	0	6	2	4	7	5	0	43
Estrella Mountain	0	1	0	0	0	0	1	0	0	2
Liberty	1	1	2	0	0	0	5	2	0	11
School District: Liberty Elementary	1	2	2	0	0	0	6	2	0	13
Libby	0	0	0	0	0	0	2	1	0	3
Litchfield	0	0	1	1	0	0	0	1	0	3
School District: Litchfield Elementary	0	0	1	1	0	0	2	2	0	6
Littleton	0	0	0	1	3	0	5	2	0	11
Underdown Jr High	0	3	2	0	0	3	4	3	0	15
School District: Littleton Elementary	0	3	2	1	3	3	9	5	0	26
Madison Heights	0	0	0	0	0	1	0	0	0	1
Madison 1 Jr High	3	12	1	2	0	5	10	19	0	52
Madison 2 Park	2	6	0	4	1	3	3	11	0	30
Madison Meadows	0	0	1	1	0	0	1	4	0	7
Madison Rose Lane	1	0	0	0	0	0	0	0	0	1
Madison Simis	0	0	0	0	0	0	0	2	0	2
School District: Madison Elementary	6	18	2	7	1	9	14	30	0	93
Adams	1	2	0	0	0	2	2	0	0	7
Alma	0	1	0	0	0	0	1	0	0	2
Brinhall Jr High	0	0	0	2	1	1	3	0	0	7
Carson Jr High	7	33	3	26	6	18	54	34	1	182
Crimson	0	0	0	0	0	0	1	0	0	1
Dobson H S	5	47	16	31	17	35	64	21	0	236
Edison	3	5	0	0	0	1	2	2	0	13
Eisenhower	1	0	0	1	0	2	6	1	0	11
Emerson	0	2	0	6	0	0	3	2	0	13
Falcon Hill	0	3	0	1	0	0	3	0	0	7
Field	1	4	0	2	0	0	1	0	0	8

MARICOPA COUNTY JUVENILE COURT CENTER

Actual Schools 1992 By School Districts	Grand									TOTAL
	Violent	Theft	Obstruct	Fight	Drugs	Peace	Theft	Status	Hold	
Franklin	0	0	0	0	0	1	1	0	0	2
Fremont Jr High	10	44	11	9	8	18	39	17	2	158
Frost	0	0	0	1	0	0	1	0	0	2
Hale	1	0	0	0	0	0	0	0	0	1
Hawthorne	0	1	1	1	0	1	3	0	0	7
Hendrix Jr High	5	23	8	8	5	18	29	21	1	118
Highland	1	1	0	0	0	2	3	3	0	10
Holmes	0	3	0	0	1	0	2	0	0	6
Irving	0	0	0	0	0	1	0	1	0	2
Ishtikawa	0	0	0	0	0	0	1	0	0	1
Jefferson	0	4	0	0	3	1	2	1	0	11
Johnson	0	0	0	0	0	1	0	1	1	3
Jordan	0	0	0	0	0	0	2	0	0	2
Keller	0	1	0	0	0	0	2	0	0	3
Kino Jr High	9	23	2	19	2	12	26	20	0	113
Lehi	1	2	0	0	0	0	2	0	0	5
Lincoln	1	0	1	0	0	1	1	1	1	6
Lindbergh	2	2	0	0	0	1	4	1	0	10
Longfellow	1	2	0	0	0	0	5	0	0	8
Lowell	0	0	0	3	0	3	2	1	0	9
MacArthur	0	0	6	0	0	0	6	0	0	6
Mendoza	0	2	0	1	0	1	2	0	0	6
Mesa Jr High	14	55	9	18	3	23	43	33	0	198
Mesa H S	19	61	12	24	7	35	52	24	0	234
Mesa Vista	37	118	42	39	19	59	73	81	3	471
Mesa Vo-Tech	1	3	6	3	5	3	8	6	0	35
Mountain View H S	1	15	7	6	8	8	27	5	0	77
O'Connor	0	2	0	0	0	0	5	0	0	7
Pomeroy	1	1	0	2	0	0	5	6	0	15
Poston Jr High	4	13	4	13	4	16	25	8	0	87
Powell Jr High	7	25	9	12	9	19	34	44	2	161
Red Mountain H S	9	49	9	36	6	20	38	19	3	189
Redbird	0	0	0	0	1	0	0	0	0	1
Rhodes Jr High	4	10	5	8	4	2	19	14	1	67
Robson	0	0	0	0	0	4	5	0	0	9
Roosevelt	0	0	0	2	0	0	3	2	0	7
Salk	0	2	0	0	0	2	2	0	0	6
Salt River Vista	0	0	0	0	0	1	2	0	0	3
SHARP	2	2	0	1	0	0	1	2	0	8
Shepherd Jr High	5	10	2	9	0	18	39	1	0	84

MARICOPA COUNTY JUVENILE COURT CENTER

Actual Schools 1992 By School Districts	Violent	Grand Theft	Obstruct	Fight	Drugs	Peace	Theft	Status	Hold	TOTAL
Sirrine	0	3	0	0	0	2	3	0	0	8
Sousa	0	3	0	0	0	0	0	1	0	4
Stevenson	0	6	0	0	0	0	0	0	0	6
Taft	0	3	0	0	0	2	0	0	0	5
Taylor Jr High	11	20	2	11	0	9	30	9	0	92
Washington	0	0	0	0	0	0	2	0	0	2
Webster	0	6	1	0	1	1	4	6	0	19
Westwood H S	9	30	7	19	20	35	35	25	1	189
West Sky	0	1	0	0	0	0	0	0	0	1
Whitman	0	1	0	1	1	1	0	2	0	6
Whittier	5	1	0	1	0	0	2	2	0	11
School District: Mesa Unified	178	653	157	316	131	380	730	417	16	2,978
Mobile	0	2	1	0	0	0	0	0	0	3
School District: Mobile Elementary	0	2	1	0	0	0	0	0	0	3
Garcia	1	4	2	1	0	3	4	4	0	19
Hamilton	1	8	0	5	0	3	2	3	0	30
Kuban	1	14	2	1	1	0	15	0	0	34
Sullivan	6	5	1	3	1	2	3	4	0	25
School District: Murphy Elementary	9	31	13	10	2	8	24	11	0	100
Nadaburg	1	2	2	3	0	4	6	2	0	20
School District: Nadaburg Elementary	1	2	2	3	0	4	6	2	0	20
Clarendon	1	6	0	0	0	1	6	8	0	22
Encanto	0	0	0	1	0	0	1	0	0	2
Grandview	0	0	0	0	0	1	0	2	0	3
Longview	3	3	0	2	0	1	7	3	0	19
Osborn Middle	13	34	0	14	9	11	49	53	0	191
Solano	0	0	0	1	0	1	5	1	0	8
School District: Osborn Elementary	17	43	0	10	9	15	60	67	0	245
Palo Verde	0	1	0	1	0	1	5	0	0	8
School District: Palo Verde Elementary	0	1	0	1	0	1	5	0	0	8
Aire Libra	0	0	0	0	0	0	1	0	0	1
Arrowhead	1	1	0	1	0	0	5	1	0	9
Campo Bello	0	3	0	0	0	1	3	0	0	7
Cholla Middle	7	12	3	9	0	3	9	16	0	59

MARICOPA COUNTY JUVENILE COURT CENTER

Actual Schools 1992 By School Districts	Violent	Grand Theft	Obstruct	Fight	Drugs	Peace	Theft	Status	Hold	TOTAL
Desert Cove	0	0	0	0	0	0	0	1	0	1
Desert Shadows	0	4	1	3	0	1	6	0	0	15
Desert Shadows Middle	2	6	3	3	0	5	15	2	0	36
Eagle Ridge	0	2	0	0	0	0	1	1	0	4
Echo Mountain	1	1	0	2	0	0	5	3	0	12
Foothills	0	0	0	2	0	0	2	1	0	5
Gold Dust	0	0	0	0	0	0	1	0	0	1
Greenway Middle	0	4	0	4	1	1	4	10	0	24
Horizon H S	4	45	7	12	11	19	35	38	0	171
Indian Bend	0	1	0	0	0	0	3	0	0	4
Larkspur	0	4	0	1	0	0	5	2	0	12
Liberty	0	0	0	0	0	0	1	1	0	2
Mercury Mine	0	0	0	0	0	0	1	1	0	2
North Ranch	0	0	0	0	0	0	2	0	0	2
Palomino	0	5	1	3	0	1	10	5	0	25
Paradise Valley H S	35	96	34	35	17	35	66	111	4	433
Poiaris H S	1	4	2	1	1	0	1	5	0	15
Quail Run	0	2	0	1	0	0	1	0	0	4
Roadrunner	2	4	2	1	0	1	3	3	0	16
Sandpiper	0	0	0	0	0	0	2	0	0	2
Shadow Mountain H S	18	70	23	13	19	27	48	87	0	305
Shea	2	12	6	5	0	4	42	12	0	83
Sunrise Middle	3	20	2	9	0	6	19	12	0	71
TEAM	3	5	1	3	1	2	2	0	0	17
Village Vista	0	1	0	0	0	0	2	0	0	3
Vista Verde Middle	4	69	3	15	11	16	34	31	0	183
School District: Paradise Valley Unified	83	371	88	123	61	122	329	343	4	1,524
Desert Horizon	6	7	1	8	0	6	6	8	0	42
Garden Lakes	0	3	0	1	0	0	0	0	0	4
Pendergast	0	1	0	2	0	0	2	1	0	6
Villa De Paz	2	5	0	3	0	0	3	1	0	14
Westwind	5	10	4	14	0	3	17	10	0	63
School District: Pendergast Elementary	13	26	5	28	0	9	28	20	0	129
Alta Loma	3	11	1	4	0	0	13	5	0	37
Apache	0	8	1	0	0	2	3	0	0	14
Cactus H S	19	32	8	6	7	15	29	7	0	123
Canyon	0	0	0	1	0	0	0	0	0	1
Centennial High	1	14	6	5	13	20	31	6	0	96

MARICOPA COUNTY JUVENILE COURT CENTER

Actual Schools 1992 By School Districts	Violent	Grand Theft	Obstruct	Fight	Drugs	Peace	Theft	Status	Hold	TOTAL
Central	0	3	0	1	0	3	0	1	0	8
Copperwood	1	1	0	3	0	0	3	0	0	8
Cotton Boll	4	10	1	2	0	3	15	3	0	38
Davis	0	1	0	1	0	0	1	1	0	4
Desert Palms	2	5	6	3	0	4	15	4	0	39
Desert Valley	1	1	0	2	0	0	4	0	0	8
Foothills	0	0	0	5	0	0	3	1	0	9
Heritage	1	1	0	3	0	3	2	0	0	10
Ironwood H S	5	16	11	16	3	23	30	22	0	126
Kachina	1	5	0	2	0	3	9	1	0	21
Murphy	2	5	2	1	0	2	10	4	0	26
Oakwood	0	1	0	2	0	0	0	1	0	4
Oasis	0	2	0	0	0	0	2	0	0	4
Peoria Elementary	0	10	0	1	3	1	13	3	0	31
Peoria H S	13	24	16	9	10	26	52	16	1	137
Pioneer	1	2	1	8	0	2	5	1	0	20
Sahuaro Ranch	1	6	1	1	0	4	5	6	0	24
Sky View	7	3	1	4	0	1	2	0	0	18
Sun Valley	1	0	2	0	0	1	3	0	0	7
Sundance	2	5	0	1	3	1	3	2		17
School District: Peoria Unified	65	166	57	81	39	114	253	84	1	860
Bethune	4	22	8	6	6	4	12	19	0	81
Capitol	0	3	1	0	0	0	2	1	0	7
Desert Valley H S	0	1	0	0	0	0	0	1	1	3
Desert Vly Learning Ctr	8	10	3	3	2	2	2	8	0	38
Dunbar	1	3	0	1	0	1	1	0	0	7
Edison	11	20	14	12	11	8	27	15	2	120
Emerson	4	1	0	0	1	0	4	4	0	14
Faith North	0	2	0	0	0	0	1	0	0	3
Foothills	0	0	0	3	0	2	4	4	0	13
Garfield	2	1	4	5	3	0	9	4	0	28
Heard	3	19	12	2	4	4	16	12	0	72
Herrera	6	26	2	5	11	6	16	6	1	79
Kenilworth	2	10	0	2	0	0	4	5	0	23
Lowell	1	1	1	0	0	2	1	10	0	16
Ott	0	7	0	0	0	0	2	1	0	10
Phoenix Prep. Academy	2	17	1	6	1	4	13	4	0	48
Shaw Augi	1	2	1	4	0	1	2	3	0	14
Washington	0	0	0	1	0	0	3	1	0	5

MARICOPA COUNTY JUVENILE COURT CENTER

Actual Schools 1992 By School Districts	Violent	Grand Theft	Obstruct	Fight	Drugs	Peace	Theft	Status	Hold	TOTAL
Whittier	3	2	1	1	0	0	4	3	0	14
School District: Phoenix Elementary	48	147	48	51	39	34	123	101	4	595
Alhambra H S	24	68	37	34	15	48	61	48	0	335
Bostrum Alternative	11	31	12	4	7	8	14	13	0	100
Browne H S	28	70	45	36	24	56	104	78	2	443
Camelback H S	37	110	27	22	19	49	69	73	1	497
Central H S	36	99	52	28	27	45	70	64	0	421
Cyasis East H S	1	0	0	0	0	0	0	0	0	1
Cyasis West H S	0	0	0	0	0	0	0	2	0	2
Desert Valley H S	0	0	0	0	0	1	0	0	0	1
Desiderata H S	11	12	6	9	0	7	12	8	0	65
Hayden H S	24	96	17	22	24	39	71	98	1	392
Maryvale H S	39	64	30	30	35	57	69	92	1	417
Metro Tech VIP	39	58	33	25	18	39	35	60	0	397
North H S	38	89	39	26	37	56	67	74	1	427
South Mountain H S	78	171	65	42	58	97	94	117	1	723
School District: Phoenix Union	366	868	363	270	264	502	666	727	7	4,841
Queen Creek Elementary	0	0	0	0	0	1	1	0	0	2
Queen Creek Jr High	0	1	1	2	0	3	5	0	0	12
Queen Creek H S	2	2	0	1	1	0	5	1	0	20
School District: Queen Creek Unified	2	3	1	3	1	12	11	1	0	34
Riverside	1	12	1	2	4	0	1	4	0	25
School District: Riverside Elementary	1	12	1	2	4	0	1	4	0	25
Barr	5	11	2	3	2	2	4	0	0	29
Bush	2	0	0	0	0	1	5	2	0	10
Conchos	1	1	2	1	0	0	3	0	0	8
Davis	0	19	1	5	0	7	2	4	0	38
Greenfield	16	32	1	6	7	5	23	18	0	108
Jorgensen	1	11	1	2	2	2	6	2	0	27
Julian	3	13	1	6	3	6	10	12	0	54
Kennedy	1	0	0	3	0	0	4	6	0	14
King	0	2	0	1	0	1	6	0	0	10
Lassen	1	3	1	4	0	1	6	3	0	19
Palmdale	1	2	0	0	0	0	1	3	0	7
Rich	3	8	1	4	2	1	6	0	0	25
Rio Vista	5	6	2	2	2	5	4	13	0	39

MARICOPA COUNTY JUVENILE COURT CENTER

Actual Schools 1992 By School Districts	Violent	Grand Theft	Obstruct	Fight	Drugs	Peace	Theft	Status	Hold	TOTAL
Rose Linda	3	5	5	1	1	1	4	6	0	26
Sierra Vista	0	5	1	1	1	4	9	1	0	22
Southwest	5	6	0	3	0	2	9	2	0	27
Sunland	1	12	1	0	5	1	12	5	0	37
Valley View	4	4	0	0	0	0	9	4	0	21
School District: Roosevelt Elementary	52	140	19	42	25	39	123	61	0	521
Fisher	0	6	0	0	0	0	1	0	0	7
School District: Ruth Fisher Elementary	0	6	0	0	0	0	1	0	0	7
Alternative High	2	3	0	2	3	0	0	3	0	13
Anasazi	0	0	0	0	0	0	1	0	0	1
Arcadia H S	5	17	5	8	3	7	13	19	1	78
Chaparral H S	7	17	7	6	8	13	27	9	0	94
Cherokee	0	0	0	0	1	2	1	0	0	4
Cocopah	3	2	1	2	0	3	17	3	0	31
Coronado H S	6	38	14	14	10	28	34	35	2	181
Devereaux	0	0	1	3	0	1	3	1	0	9
Hohokan	1	0	2	1	0	0	4	1	0	9
Hopi	0	0	0	1	0	0	0	0	0	1
Ingleside	0	7	1	4	0	1	6	10	0	29
Kiva	0	0	0	0	0	0	1	0	0	1
Laguna	1	0	0	0	0	0	2	0	0	3
Mohave	1	10	3	0	2	4	15	5	1	41
Mountain Side Middle	0	7	0	2	0	3	12	1	0	25
Navajo	0	2	0	2	0	8	9	5	0	26
Pima	0	1	1	0	0	1	2	0	0	5
Pueblo	2	2	2	0	0	0	4	2	0	12
Saguaro H S	4	26	8	12	5	25	42	28	0	150
Supai	4	24	12	17	4	20	21	43	0	145
Tavan	0	1	0	1	0	0	2	1	0	5
Tonalea	0	0	0	0	0	0	0	1	0	1
Voc. Tech. Center	0	0	0	0	0	1	1	0	0	2
Yavapai	0	2	0	1	0	0	7	4	0	14
Zuni	0	0	0	0	0	0	1	1	0	2
School District: Scottsdale Unified	36	159	57	76	36	117	225	172	4	882
Aguilar	0	0	0	0	0	0	1	1	0	2
Broadmor	0	0	0	0	0	1	1	4	0	6
Bustoz	0	1	0	0	0	0	0	0	0	1

MARICOPA COUNTY JUVENILE COURT CENTER

Actual Schools 1992 By School Districts	Violent	Grand Theft	Obstruct	Fight	Drugs	Peace	Theft	Status	Hold	TOTAL
Carninati	1	0	0	0	0	0	0	0	0	1
Connolly Jr High	6	8	6	9	0	24	28	16	0	97
Curry	0	0	1	0	0	0	1	0	0	2
Fees Intermediate	8	13	5	9	3	9	13	30	0	98
Frank	1	1	0	1	0	0	2	3	0	8
Fuller	1	3	0	0	0	0	0	1	0	5
Gilliland Middle	9	18	9	12	4	13	38	17	0	128
Holdman	0	4	0	1	0	1	4	0	0	10
Hudson	0	0	0	0	0	1	1	0	0	2
Laird	0	0	0	0	2	0	1	2	0	5
McKeney Middle	10	24	2	8	6	14	30	33	0	127
Meyer	0	0	0	0	0	1	0	0	0	1
Nevitt	0	1	0	0	0	0	0	3	0	4
Rover	0	0	0	0	0	0	2	1	0	3
Scales	0	1	0	0	0	0	6	0	0	7
Thew	2	2	0	2	0	3	4	0	0	13
Wood	2	0	0	0	0	2	1	0	0	5
School District: Tempe Elementary	48	76	23	42	15	69	133	111	0	589
Corona Del Sol H S	5	36	7	34	8	36	49	39	2	216
Marcos De Niza H S	20	77	21	31	16	37	66	78	0	346
McClintock H S	18	58	19	11	10	54	71	87	2	338
Mountain Pointe H S	10	16	3	10	7	10	11	8	0	75
Tempe H S	16	38	23	23	12	33	41	57	2	245
School District: Tempe Union	69	225	73	109	53	178	238	269	6	1,212
Tolleson Elementary	0	0	0	0	0	0	1	0	0	1
Tolleson Jr High	1	9	2	6	0	10	9	18	0	55
School District: Tolleson Elementary	1	9	2	6	0	10	10	18	0	56
Tolleson Union H S	8	28	11	17	8	9	40	75	0	196
Westview H S	20	45	7	24	5	23	25	46	0	195
School District: Tolleson Union	28	73	18	41	13	32	65	121	0	391
Union Elementary	0	3	0	0	0	0	0	0	0	3
School District: Union Elementary	0	3	0	0	0	0	0	0	0	3
Acacia	1	9	4	1	0	3	5	1	0	24
Alta Vista	0	0	0	0	0	0	4	0	0	4
Arroyo	2	0	0	0	0	0	2	0	0	4

MARICOPA COUNTY JUVENILE COURT CENTER

Actual Schools 1992 By School Districts	Violent	Grand Theft	Obstruct	Fight	Drugs	Peace	Theft	Status	Hold	TOTAL
Cactus Wren	1	2	0	0	0	0	7	0	0	10
Chaparral	2	4	2	5	3	5	3	5	0	29
Cholla	1	0	3	5	1	2	3	2	0	17
Desert Foothills Jr High	4	12	9	7	0	7	23	33	1	96
Desert View	2	4	0	2	0	0	3	0	1	12
Ironwood	5	1	1	7	0	5	3	0	0	22
Jacobs	1	0	0	0	0	0	4	0	0	5
Lakeview	0	0	0	2	0	0	1	1	0	4
Lookout Mountain	0	6	0	0	0	1	2	2	0	11
Manzanita	0	3	0	0	0	0	1	0	0	4
Maryland	3	0	0	1	0	0	3	1	0	8
Miller	0	0	0	0	0	0	2	0	0	2
Moon Mountain	1	6	1	5	0	0	7	0	0	20
Mountain Sky	4	15	5	9	0	1	25	11	0	70
Mountain View	10	22	6	4	8	10	43	7	0	110
Ocotillo	0	2	0	2	0	0	6	1	0	11
Orangewood	1	0	1	2	0	0	1	1	0	6
Palo Verde Jr High	14	13	4	19	5	3	36	46	0	142
Road Runner	1	2	2	1	0	1	11	0	0	18
Royal Palm Jr High	14	49	9	12	1	10	53	79	1	220
Sahuaro	3	15	1	6	2	6	15	2	0	50
Senita	0	1	0	0	0	0	0	0	0	1
Shaw Butte	1	4	0	0	0	0	6	2	0	13
Sunburst	0	5	0	1	0	0	1	0	0	7
Sunnyslope	0	1	0	0	0	0	5	9	0	15
Sunset	1	2	0	0	0	2	6	0	0	11
Sweetwater	0	0	0	0	0	0	1	0	0	1
Tumbleweed	1	0	0	1	0	0	0	1	0	3
Washington	1	0	0	5	0	0	6	1	0	13
School District: Washington Elementary	74	178	48	97	20	56	290	205	3	971
Garcia	0	0	0	0	1	1	0	2	0	4
MacLennan	1	0	0	0	0	0	0	0	0	1
Vulture Park	2	5	0	3	0	2	3	2	0	17
Wickenburg H S	0	5	4	9	1	8	6	9	0	42
School District: Wickenburg Unified	3	10	4	12	2	11	9	13	0	64
Williams AFB Accon. School District: Williams AFB Accon.	1	0	0	4	0	0	15	0	0	20
	1	0	0	4	0	0	15	0	0	20

MARICOPA COUNTY JUVENILE COURT CENTER

Actual Schools 1992 By School Districts	Violent	Grand Theft	Obstruct	Fight	Drugs	Peace	Theft	Status	Hold	TOTAL
Wilson Primary	0	0	0	0	0	0	0	2	0	2
Wilson	3	5	1	4	4	1	5	12	0	35
School District: Wilson Elementary	3	5	1	4	4	1	5	14	0	37
Arizona State University	0	0	0	0	0	1	1	0	0	2
Glendale Comm. College	1	9	3	4	4	5	7	4	0	37
Mesa Community College	0	2	1	1	0	2	0	3	0	9
Maricopa Tech. College	0	1	1	0	0	0	0	3	0	5
Phoenix College	5	3	0	3	1	4	1	3	0	20
Scottsdale Comm. College	0	1	0	1	0	0	2	0	0	4
College Total:	6	16	5	9	5	12	11	13	0	77
All Saints Episcopal	0	0	0	0	0	0	1	0	0	1
Baseline Christian	0	0	0	0	0	0	2	0	0	2
Bourgade Catholic H S	1	1	0	2	0	2	3	1	0	10
Brophy Prep	1	7	0	0	1	6	18	15	0	48
Christ the King	0	0	0	0	0	0	1	0	0	1
Christian Challenge	0	0	0	0	1	0	0	0	0	1
Charles Cook Theol.	0	0	0	0	0	1	0	0	0	1
Our Lady/Perpetual Help	0	1	0	0	0	0	3	0	0	4
Phoenix Christian	0	0	0	0	0	0	0	1	0	1
Paradise Vly Christian	0	0	0	0	0	0	1	0	0	1
Scottsdale Christian	0	1	0	0	0	0	5	0	0	6
Seton H S	0	1	0	0	0	1	1	1	0	4
St Agnes	0	0	0	0	0	0	2	0	0	2
St Frances Xavier	1	1	0	1	1	0	2	3	0	9
St Gregory	0	1	0	0	0	0	1	0	0	2
St Jerome	1	0	0	0	0	0	0	0	0	1
St Johns	0	1	0	0	0	0	0	0	0	1
St Mark's Catholic	0	0	0	0	0	0	1	0	0	1
St Mary's Elementary	0	0	0	0	0	0	1	0	0	1
St Mary's H S	1	1	2	2	4	1	5	13	0	29
St Matthew	0	0	0	0	1	0	4	0	0	5
St Peter	0	0	0	0	0	0	1	0	0	1
St Theresa	0	1	0	0	0	0	0	0	0	1
St Vincent	0	0	0	0	0	0	1	0	0	1
Southwest Indian	0	0	0	0	0	0	1	4	0	5
Thunderbird Adventist	0	2	0	0	0	0	1	0	0	3
Tri-City Christian Acadmy	2	0	0	0	0	0	0	0	0	2

MARICOPA COUNTY JUVENILE COURT CENTER

Actual Schools 1992 By School Districts	Violent	Grand Theft	Obstruct	Fight	Drugs	Pepe	Theft	Status	Hold	TOTAL
Xavier H S	2	0	0	2	1	3	3	3	0	14
Parochial Schools Total:	9	10	2	7	9	14	58	41	0	158
Excelsus	1	1	0	1	0	0	0	1	0	4
Garfield Girl's	0	0	0	1	0	0	0	0	0	1
Judson	0	0	0	0	0	0	1	0	0	1
New Way	0	0	0	0	0	0	1	0	0	1
Onbudsman	20	60	55	34	11	31	34	39	2	286
Phoenix Christian	1	0	0	0	0	1	0	1	0	3
Phoenix Country Day	0	0	0	0	0	1	1	1	0	3
Paradise Valley Day	0	0	1	0	0	0	1	0	0	2
Rancho Solano	0	0	0	0	0	0	0	1	0	1
Wayland	12	11	3	23	0	2	7	3	0	61
YOU	0	0	1	1	0	0	0	0	0	2
Misc. Other Total:	34	72	60	60	11	35	45	46	2	385
Other Not Listed Above	107	303	97	97	46	131	293	213	10	1,297
Other Total:	107	303	97	97	46	131	293	213	10	1,297
Unknown School	153	475	102	183	131	278	536	1,127	64	3,849
Unknown Total:	153	475	102	183	131	278	536	1,127	64	3,849
Total	1,896	5,577	1,710	2,397	1,236	2,953	5,991	5,724	140	27,624